



RESOURCE CONSERVATION AND RECOVERY ACT ABOVEGROUND STORAGE TANK CLOSURE AND CONFIRMATORY SAMPLING REPORT

Liquid Environmental Services
Jacksonville, Florida

Submitted to: Florida Department of Environmental Protection
2600 Blair Stone Road
Tallahassee, FL 32399-2400 USA

Submitted by: Golder Associates Inc.
9428 Baymeadows Road, Suite 400
Jacksonville, FL 32256 USA

Distribution:

1 Copy FDEP Hazardous Waste Section, Tallahassee
2 Copies Liquid Environmental Services
2 Copies Industrial Water Services
1 Copy Golder Associates Inc.

1 copy *FDEP NE District Office, Jacksonville*
July 2011

103-82514

**A world of
capabilities
delivered locally**





JUL 15 2011

July 13, 2011

103-82514

Mr. Bheem Kothur
Florida Department of Environmental Protection
2600 Blair Stone Road
Tallahassee, FL 32399-2400

Received

JUL 15 2011

BSHW

**RE: RESOURCE CONSERVATION AND RECOVERY ACT ABOVEGROUND
STORAGE TANK CLOSURE AND CONFIRMATORY SAMPLING REPORT
LIQUID ENVIRONMENTAL SERVICES
1640 TALLEYRAND AVENUE
JACKSONVILLE, FLORIDA**

Dear Mr. Kothur:

Golder Associates Inc. (Golder) is pleased to submit this Resource Conservation and Recovery Act Aboveground Storage Tank (AST) Closure and Confirmatory Sampling Report to the Florida Department of Environmental Protection for the closure of eight ASTs and four solid waste management units at the Liquid Environmental Solutions (LES) facility, formerly known as Industrial Water Services, in Jacksonville, Florida.

Based upon the results of the physical inspections of the facility, review of historical records, and the results of soil and groundwater sampling, Golder recommends approval of clean closure of the ASTs.

Golder is providing professional environmental and engineering services on behalf of LES. If you have any questions regarding this report, please contact the undersigned at (904) 363-3430.

Sincerely,

GOLDER ASSOCIATES INC.

Kirk A. Blevins, CHMM
Project Manager

James P. Oliveros, PG
Senior Hydrogeologist and Principal

Golder Associates Inc.

9428 Baymeadows Road, Suite 400
Jacksonville, FL 32256 USA

Tel: (904) 363-3430 Fax: (904) 363-3445 www.golder.com



Golder Associates: Operations in Africa, Asia, Australasia, Europe, North America and South America



Table of Contents

COVER LETTER

- 1.0 INTRODUCTION..... 1
 - 1.1 Background 1
- 2.0 INVESTIGATIVE PROCEDURES 3
 - 2.1 RCRA Closure Objectives 3
 - 2.2 Constituents of Concern..... 3
 - 2.3 Soil Sampling 3
 - 2.4 Groundwater Investigation 4
 - 2.4.1 Monitoring Well Installation 4
 - 2.4.2 Groundwater Flow Determination 5
 - 2.4.3 Groundwater Sampling and Analysis..... 5
- 3.0 INVESTIGATIVE FINDINGS..... 6
 - 3.1 Soil 6
 - 3.2 Groundwater..... 7
 - 3.2.1 Groundwater Flow Direction 7
 - 3.2.2 Groundwater Analytical Results..... 8
- 4.0 SUMMARY 9

List of Tables

- Table 1 Soil Analytical Summary – Inorganic Constituents
- Table 2 Soil Analytical Summary – Organic Constituents
- Table 3 Soil Analytical Summary – Total Benzo(a)pyrene Toxicity Equivalents
- Table 4 Soil Analytical Summary – TRPH Speciation Results
- Table 5 Well Construction Summary
- Table 6 Groundwater Elevation Summary
- Table 7 Groundwater Analytical Summary – Inorganic Constituents
- Table 8 Groundwater Analytical Summary – Organic Constituents

List of Figures

- Figure 1 Site Location Map
- Figure 2 Site Map with Sampling Locations
- Figure 3 Soil Analytical Results
- Figure 4 Potentiometric Map
- Figure 5 Groundwater Analytical Results

List of Appendices

- Appendix A Certified Tank Inspection and Ultrasonic Thickness Testing Results
- Appendix B Field Documentation
- Appendix C Analytical Laboratory Reports
- Appendix D Affidavit
- Appendix E Well Construction Details
- Appendix F Groundwater Flow Calculations





1.0 INTRODUCTION

1.1 Background

Liquid Environmental Solutions (LES) purchased the former Industrial Water Services (IWS) business located at 1640 Talleyrand Avenue, Jacksonville, Florida (the facility/site) on January 1, 2010. The location of the facility is shown on Figure 1. As part of the transaction, IWS has retained ownership of the property, while LES owns and operates the facility and all associated equipment. The facility treats wastewater and processes used oil under a used oil processor's permit, which has been transferred from IWS to LES.

For approximately 20 years, the facility has stored and treated petroleum contact water (PCW) in eight aboveground storage tanks (ASTs), seven cone-bottom (Tanks 81 through 87) and one flat-bottomed (Tank 6). Certain PCW that the facility processed was designated in the early 1990s as a characteristically hazardous waste by virtue of benzene (D018) concentrations that exceeded the toxicity characteristic leaching procedure (TCLP) limit of 0.5 milligrams per liter (mg/L) and did not qualify for the petroleum exemption under the Resource Conservation and Recovery Act (RCRA). During the mid-1990s, the U.S. Environmental Protection Agency (EPA) and the Florida Department of Environmental Protection (FDEP) made a determination that all PCW was similar in composition and should all be afforded the RCRA exemption. IWS operated under a RCRA permit to treat D018 waste until the exemption was extended to all PCW and the processing of PCW has continued to the present day. The facility was then able to operate under their used oil processor's permit, without overlapping RCRA requirements. However, due to cost implications, the facility chose to maintain a separate financial assurance instrument for closure of the eight ASTs rather than complete closure activities. Now that the facility has been sold to LES, proper closure of the ASTs under RCRA is a condition of the sale and a requirement that must be met before the FDEP will release IWS from the financial assurance requirements associated with the RCRA closure.

In addition to regulatory closure of the eight ASTs, the FDEP has required, as part of this RCRA closure, that the four solid waste management units (SWMUs) identified with potential releases in the December 1993 RCRA Facility Assessment (RFA) be investigated. A RFA was completed for the facility by A.T. Kearney, Inc. (Kearney) and a revised RFA report was issued by the EPA on December 10, 1993 (Kearney, December 1993). The RFA identified 24 SWMUs, of which four were recommended for additional investigations. These included SWMUs 3A and 3C (offloading racks #1 and #3, respectively), SWMU 4 (Baffle Tanks #3, #4, and #8), SWMU 11F (tertiary containment), and SWMU 21 (underground oil/wastewater pipeline system). A more thorough description for each SWMU can be found in the RFA report.



To address the requirements for RCRA closure and conform to 40 CFR 265.112, Golder submitted a Confirmatory Sampling and Tank Closure Plan (CS Plan) to the FDEP on August 5, 2010. The plan addressed the soil and groundwater sampling methodology to evaluate whether there had been a release of constituents of concern (COC) from the regulated ASTs and/or the four identified SWMUs. Additionally, the plan included a description of the tank inspection of the flat-bottomed Tank 6, which concluded that the tank bottom generally appeared to be in adequate condition and there was no evidence suggesting that the tank had been leaking. The certified tank inspection form is included in Appendix A.

FDEP reviewed the CS Plan and provided comments in an October 14, 2010 correspondence. Golder provided responses to these comments in a November 5, 2010 letter. Given that the ASTs to be closed for RCRA purposes were still being used to process PCW, Golder requested a site meeting with FDEP to further discuss and clarify any additional changes to the CS Plan prior to a revised CS Plan being submitted.

Representatives from FDEP, IWS, LES, and Golder met at the site on December 15, 2010. As a result of this site meeting, it was mutually agreed that soil samples would only need to be collected from the perimeter of the tertiary containment structure and that groundwater samples would only need to be collected at the downgradient extent of the facility. Intrusive sampling within the tertiary containment would not be required for RCRA closure activities. Therefore, Golder provided revisions to the CS Plan in a March 7, 2011 correspondence, which included soil and groundwater samples being collected from the perimeter of the tertiary containment unit. FDEP approved the revisions to the CS Plan in a March 25, 2011 email correspondence. The following report includes the analytical results associated with the implementation of the revised CS Plan in order to obtain RCRA closure for the regulated ASTs and SWMUs.



2.0 INVESTIGATIVE PROCEDURES

2.1 RCRA Closure Objectives

The overall objective of the current investigation is to obtain closure approval for the eight ASTs and the four SWMUs regulated under RCRA. Specifically, the objectives are to determine if releases of COCs, associated with these tanks and SWMUs, have occurred at the site, during the time that the ASTs were used to treat or store waste that was classified by EPA and FDEP as D018 waste.

Field procedures were conducted in general accordance with the FDEP Standard Operating Procedures (SOPs) for Field Activities, DEP-SOP-001/01 (updated March 31, 2008) and Chapter 62-160 FAC. Laboratory analyses were performed by Pace Analytical Services, Inc. (Pace) of Ormond Beach, Florida. Pace is a National Environmental Laboratory Accreditation Conference (NELAC) – accredited laboratory approved by the FDEP. Analyses were performed using EPA methodologies from SW846, Update III.

A summary of investigative activities performed at the site is presented below. Documentation associated with the field investigation is presented in Appendix B. Laboratory analytical reports are included in Appendix C.

2.2 Constituents of Concern

Historically, the facility is reported to have stored mineral spirits, diesel, coal tar, fuel oil, ethanol, and gasoline additives. Since 1986, the facility has been accepting and treats oily wastewater and PCW. Given these historical activities at the facility, soil and groundwater samples were analyzed for the following COCs:

- Priority pollutant volatile organic compounds (VOCs),
- Polycyclic aromatic hydrocarbons (PAHs),
- Total recoverable petroleum hydrocarbons (TRPHs),
- Specific carbon-chain hydrocarbons that comprise TRPHs, and
- RCRA eight metals

Dioxins, furans, polychlorinated biphenyls (PCBs), pentachlorophenol (PCP), pesticides, and herbicides are not and have not been accepted at the facility, as attested by Mr. Thomas Dudley, President of IWS. A signed affidavit by Mr. Dudley is provided in Appendix D.

2.3 Soil Sampling

General

Golder mobilized a direct push technology (DPT) drill rig to the site on April 12, 2011 for the collection of soil samples. A total of 43 soil samples were collected from eight soil boring locations. Soil samples from certain intervals (deeper within the soil column) were placed on hold at the laboratory pending the results



of the analyses of the samples collected at shallower depths within the same boring(s). Soil boring locations are shown on Figure 2.

In general, soil samples were collected from the ground surface to 0.5 feet below ground surface (bgs) and from 0.5 foot bgs to 2 feet bgs. Deeper than 2 feet bgs, soil samples were collected in 2-foot intervals to a maximum depth of 8 feet bgs. Each sample was uniquely labeled so that the location and vertical interval of sample collection could be tracked using the designation system listed below.

<u>Sample Depth</u>	<u>Interval Designation</u>
0 – 0.5 feet	SB-X-1
0.5 – 2 feet	SB-X-2
2 – 4 feet	SB-X-3
4 – 6 feet	SB-X-4
6 – 8 feet	SB-X-5

X denotes the boring number.

Soil samples from each boring were submitted to Pace and analyzed by one or more of the following methods: EPA Method 8260 for priority pollutant VOCs, EPA Method 8270 SIM for PAHs, EPA Method 6010/7471 for RCRA eight metals, the Florida Pro Method for TRPHs, and the Massachusetts Department of Environmental Protection (MADEP) Method for specific carbon-chain constituents that comprise TRPH (commonly referred to as TRPH speciation). The soil analytical results for inorganic constituents are presented in Table 1. The soil analytical results for organic constituents are presented in Tables 2 through 4. Soil analytical results are presented on Figure 3.

2.4 Groundwater Investigation

2.4.1 Monitoring Well Installation

A total of four shallow surficial aquifer monitoring wells (SB-4 through SB-7) and two piezometers (PZ-2 and PZ-3) were installed by Probe Domain Inc. on April 12, 2011. The wells and piezometers were constructed using a 1-inch diameter slotted section of schedule 40 polyvinyl chloride (PVC) screen with an appropriate length riser to allow for approximately 2 feet of stick-up above the ground surface. Each monitoring well screen was encased with a pre-packed sand filter. Following installation, each well/piezometer was developed to remove sediments from the casing and annular space around the screened interval. The wells were completed with a grout seal at the ground surface and a locking cap. Construction of wells was consistent with FDEP well construction criteria.



Monitoring well construction details are presented in Table 5. Monitoring well construction logs are presented in Appendix E. Monitoring well locations are presented on Figure 2.

2.4.2 Groundwater Flow Determination

Top of Casing Survey

On April 12, 2011, the elevations of the top of casing (TOC) from the monitoring wells and piezometers were surveyed by Golder. All elevations were referenced to an arbitrary datum at the facility. Depth to water measurements from the TOC were collected from site monitoring wells and piezometers on April 13, 2011 and groundwater elevations were calculated (Table 6).

Groundwater elevation data were used to generate a potentiometric map of the shallow surficial aquifer and to determine groundwater flow direction and hydraulic gradient. Groundwater flow calculations are presented in Appendix F. Groundwater elevations are presented on Figure 4.

2.4.3 Groundwater Sampling and Analysis

Groundwater samples were collected from site monitoring wells (MW-1, MW-2, and SB-4 through SB-7) on April 13, 2011. The groundwater samples from each well were submitted to Pace and analyzed for one or more of the following: EPA Method 8260 for priority pollutant VOCs, EPA Method 8270 SIM for PAHs, EPA Method 6010/7471 for RCRA eight metals, the Florida Pro Method for TRPHs. The monitoring wells were sampled according to FDEP Groundwater Sampling SOPs (FS2000, DEP-SOP-001/01, updated March 31, 2008). The groundwater analytical results for inorganic constituents are presented in Table 7. The groundwater analytical results for organic constituents are presented in Table 8. Groundwater analytical results are presented on Figure 5. Groundwater sampling logs are presented in Appendix B.



3.0 INVESTIGATIVE FINDINGS

3.1 Soil

Analytical results indicated that certain COCs were detected in soil at concentrations above the groundwater leachability and/or direct exposure soil cleanup target levels (SCTLs) at six of the eight boring locations (SB-2, SB-3, and SB-5 through SB-8). Soil analytical results are presented in Figure 3. Discussions of specific constituents are presented below.

Inorganic Compounds

Analytical results indicated that arsenic was reported in soil at concentrations above the commercial/industrial SCTL of 12 milligrams per kilogram (mg/kg) in one soil sample (SB-6-2) and above the residential SCTL of 2.1 mg/kg in six other soil samples (SB-2-1, SB-2-2, SB-6-3, SB-7-1, SB-7-2, and SB-8-1). The highest reported concentration of arsenic was 13.0 mg/kg at soil sample SB-6-2 (0.5 to 2 feet bgs). No other inorganic constituents tested for were present in soil at concentrations above applicable SCTLs. Arsenic is not a constituent associated with the PCW that was temporarily considered a characteristically hazardous waste. Furthermore, the concentrations of arsenic detected are within the range of that found as naturally occurring in area soil. It should also be noted that the borings where arsenic was detected in soil samples are beneath concrete, thus eliminating the direct exposure route. Soil inorganic analytical results are presented in Table 1.

Volatile Organic Compounds

Analytical results indicated that benzene was detected in soil at concentrations slightly above the groundwater leachability SCTL of 0.007 mg/kg in two soil samples (SB-3-2 and SB-3-3), but less than the residential direct exposure SCTL of 1.2 mg/kg. The highest reported concentration of benzene was 0.0748 mg/kg at SB-3-3. No other VOCs tested for were present in soil at concentrations above applicable SCTLs, including methyl-tert-butyl-ether (MTBE). Soil VOC analytical results are presented in Table 2.

Polycyclic Aromatic Hydrocarbons

Analytical results indicated that naphthalene, 1-methylnaphthalene, 2-methylnaphthalene, and acenaphthene, were detected in soil sample SB-2-1 at concentrations above groundwater leachability SCTLs of 1.2 mg/kg, 3.1 mg/kg, 8.5 mg/kg, and 2.1 mg/kg, respectively. Additionally, 1-methylnaphthalene and 2-methylnaphthalene were detected in soil sample SB-2-2 and 1-methylnaphthalene was detected in soil sample SB-2-3 at concentrations above groundwater leachability criteria SCTLs. The highest concentrations for each of these PAH compounds were reported in soil sample SB-2-1. Soil boring SB-2 was located approximately 15 feet to the west of SWMU 3C. No



other PAH compounds were detected at concentrations above applicable SCTLs in soil from any other boring locations. PAH analytical results are presented in Table 2.

Benzo(a)pyrene Toxicity Equivalents

Analytical results indicated that benzo(a)pyrene toxicity equivalents (BaP TEs) were detected in soil at concentrations above the commercial/industrial direct exposure SCTL of 0.7 mg/kg in soil samples SB-2-1, SB-3-2, and SB-5-1 and above the residential direct exposure SCTL of 0.1 mg/kg in soil samples SB-2-2, SB-7-1, and SB-8-1. The highest concentration of BaP TEs was 1.8 mg/kg at SB-2-1. No other BaP TEs were detected at concentrations above applicable SCTLs in soil from any other boring locations. BaP TEs analytical results are presented in Table 3.

Total Recoverable Petroleum Hydrocarbons

Analytical results from the Florida-Pro Method initially indicated that TRPHs were detected in soil at concentrations above the commercial/industrial direct exposure SCTL of 2,700 mg/kg in soil sample SB-2-1; above the residential direct exposure SCTL of 460 mg/kg in soil samples SB-2-2 and SB-7-1, and above the groundwater leachability SCTL of 340 mg/kg in soil sample SB-1-2. The highest concentration of TRPH was 10,200 mg/kg at SB-2-1. TRPH analytical results are presented in Table 2.

Each of these samples were analyzed for specific carbon-chain compounds, which comprise TRPH, by the MADEP Method. The SCTLs for the specific carbon-chain compounds are greater than the values for TRPH. Analytical results indicated that certain carbon-chain compounds were detected in soil at concentrations above residential direct exposure and/or groundwater leachability SCTLs in soil samples SB-2-1 and SB-2-2, but below commercial/industrial direct exposure SCTLs. No other specific carbon-chain compounds were detected at concentrations above applicable SCTLs in soil from the other two soil samples (SB-1-2 or SB-7-1). Specific carbon-chain compounds analytical results are presented in Table 4.

3.2 Groundwater

3.2.1 Groundwater Flow Direction

Depth-to-water measurements, from the TOCs, were measured from monitoring wells MW-1, MW-2, SB-4 through SB-7, and piezometers PZ-1 through PZ-3. The depth-to-water measurements ranged from 5.35 feet to 7.38 feet bgs. These measurements were used in conjunction with the surveyed TOC elevations to determine the approximate groundwater flow direction in the shallow surficial aquifer. The water-level data indicated that the direction of groundwater flow was approximately southeast. The hydraulic gradient was calculated to be 0.003 feet per foot (ft/ft). A summary of the groundwater elevations are presented in Table 6. A potentiometric map generated using the data collected on



April 13, 2011 is presented in Figure 4. Groundwater flow and hydraulic gradient calculations are presented in Attachment F.

3.2.2 Groundwater Analytical Results

Inorganic Compounds

Analytical results indicated that arsenic was reported in groundwater at concentrations above its groundwater cleanup target level (GCTL) of 10 micrograms per liter ($\mu\text{g/l}$) in four groundwater samples (MW-2 and SB-4-GW through SB-6-GW) and above its natural attenuation default concentration (NADC) of 100 $\mu\text{g/l}$ in one groundwater sample (SB-7-GW). The highest reported concentration of arsenic was 110 $\mu\text{g/l}$ in sample SB-7-GW. No other inorganic compounds tested for were present in groundwater at concentrations above GCTLs. Arsenic is not a constituent associated with PCW that was temporarily considered and characteristically hazardous waste. Groundwater inorganic analytical results are presented in Table 7.

Volatile Organic Compounds

Analytical results indicated that MTBE was reported in groundwater at concentrations above the GCTL of 20 $\mu\text{g/l}$ in three groundwater samples (SB-5-GW through SB-7-GW), but below its NADC of 200 $\mu\text{g/l}$. The highest reported concentration of MTBE was 74.3 $\mu\text{g/l}$ in groundwater sample SB-7-GW. No other VOCs tested for were present in groundwater at concentrations above GCTLs. Groundwater VOCs analytical results are presented in Table 8.

Polycyclic Aromatic Hydrocarbons

PAH compounds tested for were not present in groundwater at concentrations above GCTLs. Groundwater PAHs analytical results are presented in Table 8. Given this, the leachability SCTLs would not apply for these constituents in soil samples.

Total Recoverable Petroleum Hydrocarbons

TRPHs were not present in groundwater at concentrations above GCTLs. Groundwater TRPHs analytical results are presented in Table 8. Given this, the leachability SCTLs would not apply for TRPH in soil samples.



4.0 SUMMARY

Golder inspected and attested to the integrity of one flat-bottomed AST (Tank 6) and installed and/or collected samples from eight soil borings and six monitoring wells for the purpose of obtaining closure of the RCRA-regulated ASTs. Tank inspection concluded that Tank 6 appeared to be in adequate condition and there was no evidence suggesting that the tank had been leaking.

Multiple soils samples were collected from eight soil boring locations and analyzed for inorganic and organic compounds. Arsenic, benzene, naphthalene, 1-methylnaphthalene, 2-methylnaphthalene, acenaphthene, BaP TEs, and TRPHs were detected in soil at concentrations above direct exposure and/or groundwater leachability SCTLs. No other COCs were detected in soil samples at concentrations above applicable SCTLs. Soil samples from boring SB-2, located approximately 15 feet to the west of SWMU 3C (an offloading area), had the most COCs and the highest concentrations of organic COCs. Soil from soil boring SB-6, located in the southeastern corner of the facility and installed beneath a concrete cap, contained soil with the highest concentration of arsenic.

Groundwater samples were collected from four newly installed monitoring wells and two previously installed monitoring wells. The samples were analyzed for the same parameters as for the soil samples. Arsenic was detected in groundwater at a concentration above its NADC at monitoring well SB-7 and at concentrations above GCTLs at monitoring wells MW-2, SB-4, SB-5, and SB-6. MTBE was detected in groundwater at concentrations above GCTLs at monitoring wells SB-5 through SB-7. No other COC was detected in groundwater at concentrations above GCTLs.

It is important to note that nearly all the soil within the facility property is covered by concrete pavement, effectively serving as a barrier to direct contact. Therefore, the direct exposure risk has been mitigated. Furthermore, with the exception of arsenic and MTBE, no COCs were detected in groundwater samples at concentrations exceeding the GCTLs, therefore, the leachability SCTLs would only apply to these two constituents. Only arsenic was detected in both soil and groundwater. Arsenic is not a constituent associated with PCW, which was temporarily considered a characteristically hazardous waste due to benzene concentrations.

Based on the results of the physical inspections of the facility, review of historical records and the results of soil and groundwater sampling, Golder recommends clean closure approval of the ASTs. Remaining issues associated with the soil impacts detected beneath the concrete structures and arsenic and MTBE in groundwater are not believed to be associated with releases from the eight



RCRA-regulated ASTs. These impacts, if necessary and appropriate, can be addressed under a separate instrument.

GOLDER ASSOCIATES INC.

Blake Walcott
for

Tanel Esin Andry, PE
Certifying Engineer

Kirk A. Blevins

Kirk A. Blevins, CHMM
Project Manager

James P. Oliveros

James P. Oliveros, PG
Senior Consultant and Principal

TEA/JPO/ams

FN: G:\Projects\103\103-82\103-82514\Closure Report\RCRA Tank Closure Report Final.docx

TABLES

TABLE 1
SOIL ANALYTICAL SUMMARY - INORGANIC CONSTITUENTS

Liquid Environmental Solutions
1640 Talleyrand Avenue
Jacksonville, Florida

Sample Identification	Date Collected	Sample Depth (ft bgs)	Target Constituents							
			Arsenic (mg/kg)	Barium (mg/kg)	Cadmium (mg/kg)	Chromium (mg/kg)	Lead (mg/kg)	Mercury (mg/kg)	Selenium (mg/kg)	Silver (mg/kg)
Residential Direct Exposure SCTL			2.1	120	82	210	400	3	440	410
Commercial/Industrial Direct Exposure SCTL			12	130,000	1,700	470	1,400	17	11,000	8,200
Leachability Based on Groundwater SCTL			*	1,600	7.5	38	*	2.1	5.2	17
SB-1-1	4/12/2011	0 - 0.5	0.42 I	7.6	0.050 I	1.4	7.7	0.012 U	0.39 U	0.13 U
SB-1-2	4/12/2011	0.5 - 2	0.61	20.5	0.20	5.5	37.7	0.013 U	0.035 U	0.12 U
SB-2-1	4/12/2011	0 - 0.5	4.2	68.4	0.63	2.9	217	0.20	0.31 U	0.10 U
SB-2-2	4/12/2011	0.5 - 2	1.2	36.7	0.11	3.3	91.7	0.052	0.35 U	0.12 U
SB-3-1	4/12/2011	0 - 0.5	0.79	9.8	0.11	2.9	20.3	0.028 I	0.36 U	0.12 U
SB-3-2	4/12/2011	0.5 - 2	7.5	77.7	0.73	3.2	205	0.19	0.34 U	0.18 I
SB-3-3	4/12/2011	2 - 4	0.31 U	NA	NA	NA	NA	NA	NA	NA
SB-4-1	4/12/2011	0 - 0.5	1.6	6.5	0.055	2.8	41.4	0.020 I	0.33 U	0.11 U
SB-4-2	4/12/2011	0.5 - 2	0.62	7.5	0.032 I	2.4	12.8	0.016 I	0.33 U	0.11 U
SB-5-1	4/12/2011	0 - 0.5	1.5	11.5	0.072	3.1	22.4	0.020 I	0.29 U	0.095 U
SB-5-2	4/12/2011	0.5 - 2	0.36 I	2.1	0.025 U	1.1	4.8	0.013 U	0.38 U	0.13 U
SB-6-1	4/12/2011	0 - 0.5	0.90	8.0	0.15	5.6	17.4	0.013 I	0.31 U	0.10 U
SB-6-2	4/12/2011	0.5 - 2	13.0	17.7	0.34	9.9	83.3	0.11	0.33 U	0.13 I
SB-6-3	4/12/2011	2 - 4	8.2	NA	NA	NA	NA	NA	NA	NA
SB-7-1	4/12/2011	0 - 0.5	5.9	19.4	0.26	8.2	45.2	0.037 I	0.33 U	0.11 U

**TABLE 1
SOIL ANALYTICAL SUMMARY - INORGANIC CONSTITUENTS**

**Liquid Environmental Solutions
1640 Talleyrand Avenue
Jacksonville, Florida**

Sample Identification	Date Collected	Sample Depth (ft bgs)	Target Constituents							
			Arsenic (mg/kg)	Barium (mg/kg)	Cadmium (mg/kg)	Chromium (mg/kg)	Lead (mg/kg)	Mercury (mg/kg)	Selenium (mg/kg)	Silver (mg/kg)
Residential Direct Exposure SCTL			2.1	120	82	210	400	3	440	410
Commercial/Industrial Direct Exposure SCTL			12	130,000	1,700	470	1,400	17	11,000	8,200
Leachability Based on Groundwater SCTL			*	1,600	7.5	38	*	2.1	5.2	17
SB-7-2	4/12/2011	0.5 - 2	10.9	8.8	0.13	7.3	42.0	0.041 I	0.33 U	0.11 U
SB-7-3	4/12/2011	2 - 4	1.2	NA	NA	NA	NA	NA	NA	NA
SB-8-1	4/12/2011	0 - 0.5	8.0	9.1	0.29	11.6	63.6	0.012 U	0.36 U	0.12 U
SB-8-2	4/12/2011	0.5 - 2	0.38 I	9.1	0.025 U	6.0	4.3	0.013 U	0.37 U	0.12 U

Notes:

ft bgs = feet below ground surface

mg/kg = milligrams per kilogram

NA = Constituent not analyzed for

U = Indicates the compound was analyzed for but not detected at a concentration greater than the shown method detection limit (MDL).

I = The reported value is between the laboratory method detection limit and the laboratory practical quantitation limit.

SCTL = Soil Cleanup Target Level

SPLP = Synthetic Precipitation Leaching Procedure

*Leachability SCTL values derived using SPLP analyses

Bold font indicates the constituent concentration was detected above the SCTL.

Checked by: KAB

Reviewed by: JPO

**TABLE 2
SOIL ANALYTICAL SUMMARY - ORGANIC CONSTITUENTS**

Liquid Environmental Solutions
1640 Talleyrand Avenue
Jacksonville, Florida

Sample			Analytical Testing										
Sample Identification	Date Collected	Sample Depth (fbgs)	Benzene (mg/kg)	Ethylbenzene (mg/kg)	Toluene (mg/kg)	Total Xylenes (mg/kg)	MTBE (mg/kg)	Naphthalene (mg/kg)	1-Methylnaphthalene (mg/kg)	2-Methylnaphthalene (mg/kg)	Acenaphthylene (mg/kg)	Acenaphthene (mg/kg)	TRPH (mg/kg)
Residential Direct Exposure Limits			1.2	1,500	7,500	130	4,400	55	200	210	1,800	2,400	460
Commercial/Industrial Exposure			1.7	9,200	60,000	700	24,000	300	1,800	2,100	20,000	20,000	2,700
Leachability Groundwater Criteria			0.007	0.6	0.5	0.2	0.09	1.2	3.1	8.5	27	2.1	340
SB-1-1	4/12/2011	0 - 0.5	0.0031 U	0.0035 U	0.0092	0.0063 U	0.0031 U	0.0043 U	0.0051 U	0.0056 U	0.0055 I	0.004 U	17.2
SB-1-2	4/12/2011	0.5 - 2	0.003 U	0.0033 U	0.0032 U	0.0061 U	0.0029 U	0.0123 I	0.0248 I	0.0283 I	0.0348 I	0.0039 U	424
SB-2-1	4/12/2011	0 - 0.5	0.285 U	0.315 U	0.301 U	0.572 U	0.278 U	1.23	33.4	56.7	1.77	2.69	10,200
SB-2-2	4/12/2011	0.5 - 2	0.303 U	0.335 U	0.320 U	0.609 U	0.296 U	0.545	17.2	25.8	0.543	0.642	4,380
SB-2-3	4/12/2011	2 - 4	NA	NA	NA	NA	NA	0.314	5.75	8.05	0.0048 U	0.0041 U	NA
SB-3-1	4/12/2011	0 - 0.5	0.0018 U	0.002 U	0.0019 U	0.0037 U	0.0018 U	0.0086 I	0.0055 I	0.0074 I	0.0264 I	0.0051 I	22.2
SB-3-2	4/12/2011	0.5 - 2	0.0103	0.0044 U	0.0049 I	0.008 U	0.0039 U	0.0764	0.260	0.314	0.117	0.0599	250
SB-3-3	4/12/2011	2 - 4	0.0748	0.0078 I	0.0168	0.0146 I	0.0108	0.141	0.199	0.185	0.0058 U	0.0049 U	NA
SB-4-1	4/12/2011	0 - 0.5	0.0034 U	0.0038 U	0.0036 U	0.0069 U	0.0033 U	0.0185 U	0.0219 U	0.0242 U	0.0302 I	0.0174 U	59.3
SB-4-2	4/12/2011	0.5 - 2	0.0041 I	0.0033 U	0.013	0.0059 U	0.0029 U	0.0041 U	0.0049 U	0.0054 U	0.0046 U	0.0066 I	6.8
SB-5-1	4/12/2011	0 - 0.5	0.0046 U	0.005 U	0.0117	0.0092 U	0.0045 U	0.136	0.511	0.388	0.654	0.0555	24.5
SB-5-2	4/12/2011	0.5 - 2	0.0034 U	0.0037 U	0.0068	0.0068 U	0.0033 U	0.0045 U	0.0054 U	0.0059 U	0.0054 I	0.005 I	3.3 U
SB-6-1	4/12/2011	0 - 0.5	0.0032 U	0.0036 U	0.0216	0.0065 U	0.0031 U	0.0071 U	0.0084 U	0.0093 U	0.0091 I	0.0067 U	46.0
SB-6-2	4/12/2011	0.5 - 2	0.0036 U	0.004 U	0.0117	0.0073 U	0.0036 U	0.0039 U	0.0046 U	0.0051 U	0.0101 I	0.0037 U	34.4
SB-7-1	4/12/2011	0 - 0.5	0.0035 U	0.0038 U	0.0037 U	0.007 U	0.0034 U	0.0443 U	0.0526 U	0.0579 U	0.145 I	0.0417 U	543
SB-7-2	4/12/2011	0.5 - 2	0.0023 U	0.0026 U	0.0025 U	0.0047 U	0.0023 U	0.0188 U	0.0223 U	0.0246 U	0.0310 I	0.0177 U	89.8
SB-8-1	4/12/2011	0 - 0.5	0.0031 U	0.0034 U	0.0033 U	0.0062 U	0.003 U	0.0066 I	0.0121 I	0.0179 I	0.054	0.0921	23.7

**TABLE 2
SOIL ANALYTICAL SUMMARY - ORGANIC CONSTITUENTS**

**Liquid Environmental Solutions
1640 Talleyrand Avenue
Jacksonville, Florida**

Sample			Analytical Testing										
Sample Identification	Date Collected	Sample Depth (fbgs)	Benzene (mg/kg)	Ethylbenzene (mg/kg)	Toluene (mg/kg)	Total Xylenes (mg/kg)	MTBE (mg/kg)	Naphthalene (mg/kg)	1-Methylnaphthalene (mg/kg)	2-Methylnaphthalene (mg/kg)	Acenaphthylene (mg/kg)	Acenaphthene (mg/kg)	TRPH (mg/kg)
Residential Direct Exposure Limits			1.2	1,500	7,500	130	4,400	55	200	210	1,800	2,400	460
Commercial/Industrial Exposure			1.7	9,200	60,000	700	24,000	300	1,800	2,100	20,000	20,000	2,700
Leachability Groundwater Criteria			0.007	0.6	0.5	0.2	0.09	1.2	3.1	8.5	27	2.1	340
SB-8-2	4/12/2011	0.5 - 2	0.0028 U	0.0031 U	0.003 U	0.0057 U	0.0028 U	0.0043 I	0.0085 I	0.0123 I	0.0171 I	0.0547	8.8
DUP-S1	4/12/2011		0.0064 I	0.0046 U	0.0279	0.0083	0.004 U	0.004 I	0.0045 U	0.0049 U	0.0416	0.0041 I	10.1

Notes:
 ft = feet
 fbgs = feet below ground surface
 mg/kg = milligrams per kilogram
 SCTL = Soil Cleanup Target Level
 OVA = organic vapor analyzer
 VOA = volatile organic aromatics
 MTBE = methyl tert-butyl ether
 TRPH = total recoverable petroleum hydrocarbons
 NM = Not measured
 NA = Constituent not analyzed for
 U = Indicates the compound was analyzed for but not detected at a concentration greater than the shown method detection limit (MDL).
 I = The reported value is between the laboratory MDL and the laboratory practical quantitation limit (PQL).
 Bold indicates concentration exceeds the SCTL.

Checked by: KAB
 Reviewed by: JPO



**TABLE 3
SOIL ANALYTICAL SUMMARY
TOTAL BENZO(A)PYRENE EQUIVALENTS**

Liquid Environmental Solutions
1640 Talleyrand Avenue
Jacksonville, Florida

Sample				Targeted Constituents Used For Calculation						Result	
Sample ID	Date Collected	Sample Interval (fbgs)	Benzo(a)pyrene (mg/kg)	Benzo(a)anthracene (mg/kg)	Benzo(b)fluoranthene (mg/kg)	Benzo(k)fluoranthene (mg/kg)	Chrysene (mg/kg)	Dibenzo(a,h)anthracene (mg/kg)	Indeno (1,2,3-c,d)pyrene (mg/kg)	Total Benzo(a)pyrene equivalents (mg/kg)	
Residential Direct Exposure Limits			0.1	#	#	#	#	#	#	0.1	
Commercial/Industrial Exposure Limits			0.7	#	#	#	#	#	#	0.7	
Leachability Groundwater Criteria			2.4	0.8	2.4	24	77	0.7	6.6	2.4	
Toxicity Equivalent Factors			1	0.1	0.1	0.01	0.001	1	0.1	1	
Laboratory TE	SB-1-1	4/12/2011	0 - 0.5	0.0166 0.0166	0.0036 U 0.0002	0.0253 0.0025	0.0107 0.0001	0.0161 0.0000	0.0043 U 0.0022	0.0123 0.0012	0.0
Laboratory TE	SB-1-2	4/12/2011	0.5 - 2	0.0396 0.0396	0.0052 0.0005	0.0530 0.0053	0.0193 0.0002	0.0314 0.0000	0.0087 0.0087	0.0325 0.0033	0.1
Laboratory TE	SB-2-1	4/12/2011	0 - 0.5	1.1600 1.1600	1.4800 0.1480	1.6000 0.1600	0.5690 0.0057	1.4300 0.0014	0.2230 0.2230	0.6870 0.0687	1.8
Laboratory TE	SB-2-2	4/12/2011	0.5 - 2	0.2030 0.2030	0.1940 0.0194	0.3090 0.0309	0.0818 0.0008	0.2220 0.0002	0.0447 0.0447	0.1370 0.0137	0.3
Laboratory TE	SB-2-3	4/12/2011	2 - 4	0.0647 0.0647	0.0325 0.0033	0.1030 0.0103	0.0829 0.0008	0.0698 0.0001	0.0044 U 0.0022	0.0015 0.0002	0.1
Laboratory TE	SB-3-1	4/12/2011	0 - 0.5	0.0273 0.0273	0.0035 U 0.0002	0.0272 0.0027	0.0058 U 0.0000	0.0219 0.0000	0.0042 U 0.0021	0.0122 0.0012	0.0
Laboratory TE	SB-3-2	4/12/2011	0.5 - 2	1.1000 1.1000	0.9610 0.0961	1.4900 0.1490	0.5310 0.0053	0.8680 0.0009	0.2360 0.2360	0.6710 0.0671	1.7
Laboratory TE	SB-3-3	4/12/2011	2 - 4	0.0996 0.0996	0.0366 0.0037	0.1450 0.0145	0.1120 0.0011	0.0901 0.0001	0.0052 U 0.0026	0.0020 0.0002	0.1
Laboratory TE	SB-4-1	4/12/2011	0 - 0.5	0.0385 0.0385	0.0155 U 0.0008	0.0495 0.0050	0.0258 U 0.0001	0.0348 0.0000	0.0185 U 0.0093	0.0259 0.0026	0.1
Laboratory TE	SB-4-2	4/12/2011	0.5 - 2	0.0747 0.0747	0.0768 0.0077	0.0864 0.0086	0.0324 0.0003	0.0878 0.0001	0.0120 0.0120	0.0379 0.0038	0.1
Laboratory TE	SB-5-1	4/12/2011	0 - 0.5	0.6700 0.6700	1.1800 0.1180	1.0900 0.1090	0.0050 U 0.0000	1.2400 0.0012	0.1440 0.1440	0.3800 0.0380	1.1
Laboratory TE	SB-5-2	4/12/2011	0.5 - 2	0.0265 0.0265	0.0136 0.0014	0.0351 0.0035	0.0143 0.0001	0.0313 0.0000	0.0045 0.0045	0.0151 0.0015	0.0
Laboratory TE	SB-6-1	4/12/2011	0 - 0.5	0.0507 0.0507	0.0076 0.0008	0.0884 0.0088	0.0324 0.0003	0.0599 0.0001	0.0146 0.0146	0.0403 0.0040	0.1
Laboratory TE	SB-6-2	4/12/2011	0.5 - 2	0.0246 0.0246	0.0033 U 0.0002	0.0365 0.0037	0.0127 0.0001	0.0268 0.0000	0.0051 0.0051	0.0188 0.0019	0.0

**TABLE 3
SOIL ANALYTICAL SUMMARY
TOTAL BENZO(A)PYRENE EQUIVALENTS**

Liquid Environmental Solutions
1640 Talleyrand Avenue
Jacksonville, Florida

Sample				Targeted Constituents Used For Calculation							Result
Sample ID	Date Collected	Sample Interval (fbgs)	Benzo(a)pyrene (mg/kg)	Benzo(a)anthracene (mg/kg)	Benzo(b)fluoranthene (mg/kg)	Benzo(k)fluoranthene (mg/kg)	Chrysene (mg/kg)	Dibenzo(a,h)anthracene (mg/kg)	Indeno (1,2,3-c,d) pyrene (mg/kg)	Total Benzo(a) pyrene equivalents (mg/kg)	
Residential Direct Exposure Limits			0.1	#	#	#	#	#	#	0.1	
Commercial/Industrial Exposure Limits			0.7	#	#	#	#	#	#	0.7	
Leachability Groundwater Criteria			2.4	0.8	2.4	24	77	0.7	6.6	2.4	
Toxicity Equivalent Factors			1	0.1	0.1	0.01	0.001	1	0.1	1	
Laboratory TE	SB-7-1	4/12/2011	0 - 0.5	0.1320 0.1320	0.0372 U 0.0019	0.2300 0.0230	0.0618 U 0.0003	0.1280 0.0001	0.0444 U 0.0222	0.0939 0.0094	0.2
Laboratory TE	SB-7-2	4/12/2011	0.5 - 2	0.0431 0.0431	0.0158 U 0.0008	0.0592 0.0059	0.0262 U 0.0001	0.0398 0.0000	0.0188 U 0.0094	0.0294 0.0029	0.1
Laboratory TE	SB-8-1	4/12/2011	0 - 0.5	0.1370 0.1370	0.2260 0.0226	0.2160 0.0216	0.0730 0.0007	0.2270 0.0002	0.0257 0.0257	0.0716 0.0072	0.2
Laboratory TE	SB-8-2	4/12/2011	0.5 - 2	0.0478 0.0478	0.0856 0.0086	0.0804 0.0080	0.0272 0.0003	0.1010 0.0001	0.0093 0.0093	0.0223 0.0022	0.1
Laboratory TE	DUP-S1	4/12/2011		0.1090 0.1090	0.1060 0.0106	0.1460 0.0146	0.0582 0.0006	0.1110 0.0001	0.0229 0.0229	0.0643 0.0064	0.2

Notes:

fbgs = feet below ground surface
 mg/kg = milligrams per kilogram
 BDL = Below Detection Limit
 TEF = Toxic Equivalency Factor used to convert specific PAHs to benzo(a)pyrene equivalents
 TE = Toxic Equivalents
 PAHs = Polycyclic aromatic hydrocarbons
 Shading indicates that the concentration exceeds the Chapter 62-777 F.A.C. SCTL.
 Bold indicates concentration exceeds the Method Detection Limit (MDL).
 SCTL = Soil Cleanup Target Level
 # = Site concentrations for carcinogenic polycyclic aromatic hydrocarbons must be converted to benzo(a)pyrene.
 Total carcinogenic PAHs = Sum of the TE concentrations of carcinogenic PAH parameters compared to the appropriate direct exposure SCTL for benzo(a)pyrene using the approach described in the February 2005 Final Technical Report: Development of Cleanup Target Levels For Chapter 62-777.

To Calculate:
 If the value is greater than the PQL and is not estimated, then use the stated value.
 I = The reported value is between the laboratory MDL and the laboratory practical quantitation limit (PQL), use full value.
 U = Compound was analyzed for, but not detected. The reported value is the laboratory MDL, use 1/2 the value.
 M = Compound was detected at a concentration equal to or higher than the MDL but lower than the PQL and it is not estimated, use 1/2 the value.

Checked by: KAB
 Reviewed by: JPO



**TABLE 4
SOIL ANALYTICAL SUMMARY - TRPH SPECIATION RESULTS**

**Liquid Environmental Solutions
1640 Tallyrand Avenue
Jacksonville, Florida**

Sample			Petroleum Hydrocarbon Fractions					
Sample Identification	Date Collected	Sample Depth (ft bgs)	Aromatics		Aliphatics			
			C ₉ -C ₁₀	C ₁₁ -C ₂₂	C ₅ -C ₈	C ₉ -C ₁₂	C ₉ -C ₁₈	C ₁₉ -C ₃₆
			(mg/kg)	(mg/kg)	(mg/kg)	(mg/kg)	(mg/kg)	(mg/kg)
Residential Direct Exposure SCTL			560	1,800	7,100	1,700	2,900	42,000
Commercial/Industrial Direct Exposure SCTL			3,400	15,000	38,000	11,000	21,000	280,000
Leachability Based on Groundwater SCTL			380	1,000	960	31,000	140,000	*
SB-1-2	4/12/2011	0.5 - 2.0	1 U	30 U	5 U	5 U	30 U	30 U
SB-2-1	4/12/2011	0.0 - 0.5	792	2,400	126	1,025	2,388	310
SB-2-2	4/12/2011	0.5 - 2.0	491	2,758	38.4	643	3,662	125
SB-7-1	4/12/2011	0.0 - 0.5	1 U	61.3	5 U	5 U	30 U	30 U

Notes:
 SCTL = soil cleanup target level as specified in Chapter 62-777 FAC
 ft bgs = feet below ground surface
 mg/kg = milligrams per kilogram
 * = Not a health concern for this exposure scenario.
 NA = Constituent not analyzed for
 U = Indicates the compound was analyzed for but not detected at a cocentration greater than the shown method detection limit (MDL).
 I = The reported value is between the laboratory MDL and the laboratory practical quantitation limit (PQL).
 Bold font indicates the constituent concentration was detected above the SCTL.

Checked by: KAB
 Reviewed by: JPO



**TABLE 5
WELL CONSTRUCTION SUMMARY**

**Liquid Environmental Solutions
1640 Talleyrand Avenue
Jacksonville, Florida**

Well Number	Date Installed	Installation Method	Top of Casing Elevation	A/G Riser Length, if Applicable	Total Well Depth (feet)	Screened Interval (fbgs)	Well Diameter (inches)	Lithology of Screened Interval
MW-1	2/91	Unknown	11.05	NM	20	10-20*	2	Unknown
MW-2	2/91	Unknown	8.28	NM	20	10-20*	2	Unknown
PZ-1	3/5/2010	HA	10.81	NM	10	5-10	1	Fine Sand
PZ-2	4/12/2011	DPT	10.19	NM	15	4-14	1	Fine Sand
PZ-3	4/12/2011	DPT	9.73	NM	15	4-14	1	Fine Sand
SB-4	4/12/2011	DPT	9.29	NM	15	4-14	1	Fine Sand
SB-5	4/12/2011	DPT	9.36	NM	15	4-14	1	Fine Sand
SB-6	4/12/2011	DPT	9.37	NM	15	4-14	1	Fine Sand
SB-7	4/12/2011	DPT	9.49	NM	15	4-14	1	Fine Sand

Notes:

fbgs = Feet Below Ground Surface

NS = Not Surveyed

*Assumed

DPT = Direct Push Technology

HA = Hand Auger

NM = not measured

Checked by: KAB

Reviewed by: JPO



**TABLE 6
GROUNDWATER ELEVATION SUMMARY**

**Liquid Environmental Solutions
1640 Talleyrand Avenue
Jacksonville, Florida**

Well ID	TOC Elevation (ft NGVD)	4/12/2011	
		Groundwater Level (ft BTOC)	Groundwater Elevation (ft)
PZ-1	10.81	7.01	3.80
PZ-2	10.19	6.43	3.76
PZ-3	9.73	6.43	3.30
MW-1	11.05	7.38	3.67
MW-2	8.28	5.35	2.93
SB-4	9.29	6.55	2.74
SB-5	9.36	6.61	2.75
SB-6	9.37	6.59	2.78
SB-7	9.49	6.45	3.04

Notes:
 ft = Elevation in feet above arbitrary datum at site
 ft BTOC = feet below top of casing
 NI = Not installed
 NM = Not Measured
 TOC = Top of Casing

Checked by: KAB
 Reviewed by: JPO



**TABLE 7
GROUNDWATER ANALYTICAL SUMMARY - INORGANIC CONSTITUENTS**

Liquid Environmental Solutions
1640 Talleyrand Avenue
Jacksonville, Florida

Sample Location	Sample Date	Arsenic	Barium	Cadmium	Chromium	Lead	Mercury	Selenium	Silver
GCTL		10	2,000	5	100	15	2	50	100
NADC		100	20,000	50	1,000	150	20	5,000	1,000
MW-1	4/13/2011	5.3 I	140	0.50 U	2.6 I	5.0 U	0.10 U	7.5 U	2.5 U
MW-2	4/13/2011	13	43	0.50 U	2.6 I	5.0 U	0.10 U	7.5 U	2.5 U
SB-4-GW	4/13/2011	51	340	0.50 U	2.6 I	5.0 U	0.10 U	7.5 U	2.5 U
SB-5-GW	4/13/2011	46	290	0.50 U	2.6 I	5.0 U	0.10 U	7.5 U	2.5 U
SB-6-GW	4/13/2011	14	140	0.50 U	2.6 I	5.0 U	0.10 U	7.5 U	2.5 U
SB-7-GW	4/13/2011	110	100	0.50 U	2.6 I	5.0 U	0.10 U	7.5 U	2.5 U
DUP-1-GW	4/13/2011	52	340	0.50 U	2.6 I	5.0 U	0.10 U	7.5 U	2.5 U

Notes:

GCTL = Groundwater Cleanup Target Level

NADC - Natural Attenuation Default Concentration

Bold = Concentration is greater than GCTL

U = Indicates the compound was analyzed for but not detected at a concentration greater than the shown method detection limit (MDL).

I = The reported value is between the laboratory MDL and the laboratory practical quantitation limit (PQL).

Analytical Results = Micrograms per liter.

Checked by: KAB

Reviewed by: JPO

**TABLE 8
GROUNDWATER ANALYTICAL SUMMARY - ORGANIC CONSTITUENTS**

**Liquid Environmental Solutions
1640 Talleyrand Avenue
Jacksonville, Florida**

Sample Location	Sample Date	Benzene	Toluene	Ethylbenzene	Total Xylenes	MTBE	Naphthalene	1-Methyl-Naphthalene	2-Methyl-Naphthalene	Acenaphthylene	Acenaphthene	Florida PRO-TRPH
GCTL		1	40	30	20	20	14	28	28	210	20	5
NADC		100	400	300	200	200	140	280	280	2,100	200	50
MW-1	4/13/2011	0.50 U	0.50 U	0.50 U	0.50 U	2	0.078 U	0.088 U	0.059 U	0.049 U	0.029 U	0.56 U
MW-2	4/13/2011	0.50 U	0.50 U	0.50 U	0.50 U	2.4	0.076 U	0.086 U	0.057 U	0.048 U	0.029 U	0.056 U
SB-4-GW	4/13/2011	0.50 U	0.50 U	0.50 U	0.50 U	19.9	0.077 U	0.086 U	0.14 I	0.22 I	1.2	0.68
SB-5-GW	4/13/2011	0.50 U	0.50 U	0.50 U	6.8	74.3	0.078 U	0.088 U	0.059 U	0.049 U	0.32 I	0.38
SB-6-GW	4/13/2011	0.50 U	0.50 U	0.50 U	0.50 U	60.1	0.076 U	0.085 U	0.057 U	0.047 U	0.028 U	0.057 U
SB-7-GW	4/13/2011	0.50 U	0.50 U	0.50 U	0.50 U	32.7	0.076 U	0.086 U	0.057 U	0.048 U	0.029 U	0.056 U
DUP-1-GW ¹	4/13/2011	0.50 U	0.50 U	0.50 U	0.50 U	19	0.094 I	0.086 U	0.057 U	0.28 I	1.5	0.62

Notes:

TRPH = Total Recoverable Petroleum Hydrocarbon

MTBE = Methyl tert-butyl ether

NS = Not sampled

NA = Constituent not analyzed for

U = Indicates the compound was analyzed for but not detected at a concentration greater than the shown method detection limit (MDL).

I = The reported value is between the laboratory MDL and the laboratory practical quantitation limit (PQL).

Analytical Results = Micrograms per liter except for TRPH, which is measured in milligrams per liter.

¹Duplicate sample collected at SB-4 location.

GCTL = Groundwater Cleanup Target Level

NADC - Natural Attenuation Default Concentration


Bold = Concentration is greater than GCTL

Checked by: KAB

Reviewed by: JPO



FIGURES



REFERENCES

- 1.) U.S.G.S. 7.5 MINUTE 24K SERIES QUADRANGLES ARLINGTON FLORIDA, DATED 1963, PHOTOREVISED 1992 AND JACKSONVILLE FLORIDA, DATED 1964, PHOTOREVISED 1992.

PROJECT

LIQUID ENVIRONMENTAL SOL/RCRA/FL

TITLE

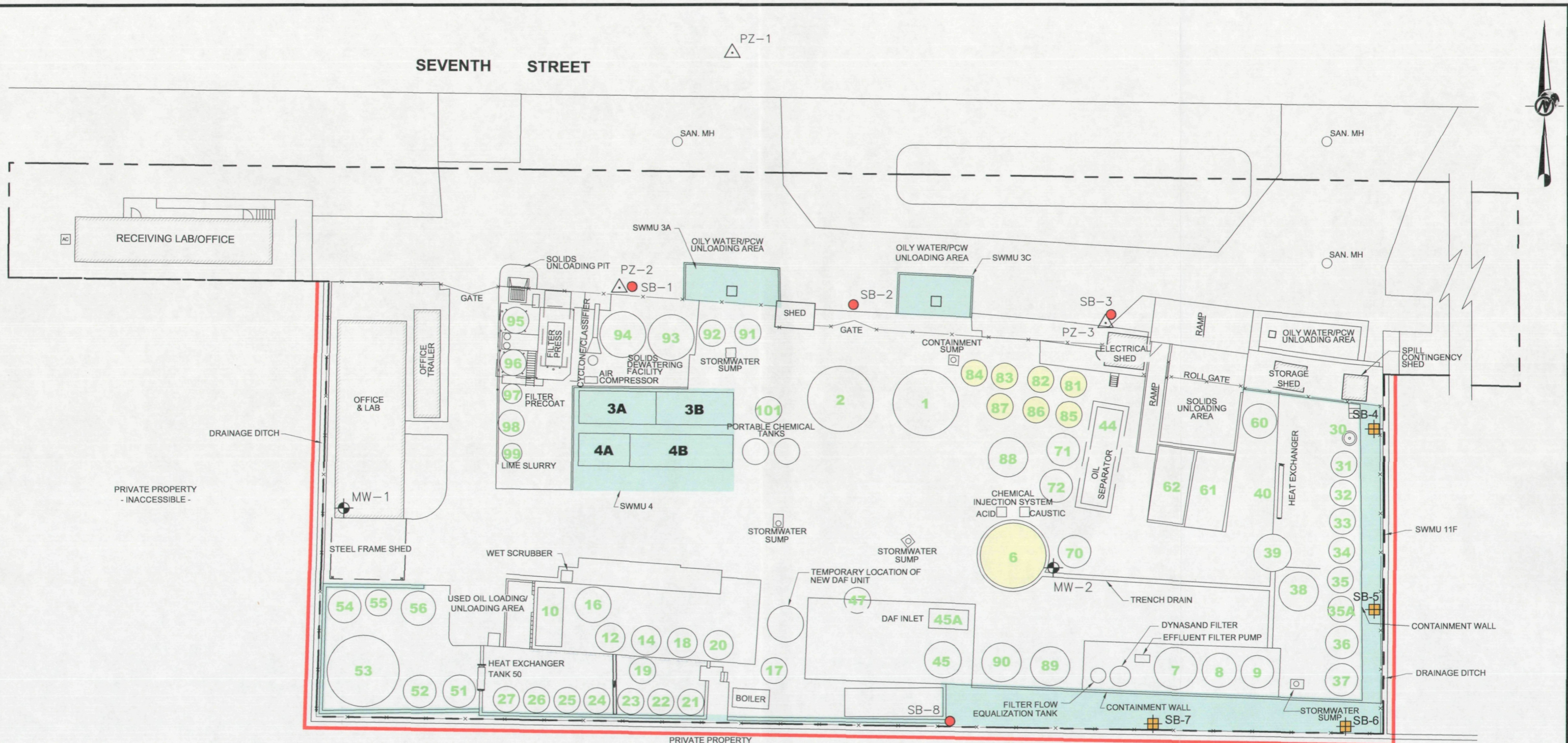
SITE LOCATION MAP



PROJECT No.	103-B2514	FILE No.	10382514-B006
DESIGN	KAB 05/26/11	SCALE	AS SHOWN REV. 0
CADD	MRM 05/27/11		
CHECK	KAB 07/13/11		
REVIEW	JPO 07/13/11		

FIGURE 1

Drawing file: 10382514-B001.dwg Jul 13, 2011 - 2:15pm



LEGEND


- | | | | |
|--|------------------------------------|--|---|
| | PROPERTY BOUNDARY | | EXISTING MONITORING WELL LOCATION |
| | FENCE LINE | | TEMPORARY PIEZOMETER LOCATION |
| | TANK ID No. | | SOIL BORING LOCATION FOR RCRA CLOSURE |
| | RCRA TANKS FOR CLOSURE | | SOIL BORING AND MONITORING WELL LOCATION FOR RCRA CLOSURE |
| | SOLID WASTE MANAGEMENT UNIT (SWMU) | | |
| | PRIVATE PROPERTY NO ACCESS | | |

NOTES

- 1.) SWMU 3A - RACK #1
- 2.) SWMU 3C - RACK #3
- 3.) SWMU 4 - BAFFLE TANKS
- 4.) SWMU 11F - TERTIARY CONTAINMENT (ENCOMPASSES MOST OF THE FACILITY)
- 5.) SWMU 21 - UNDERGROUND OIL / WASTEWATER PIPELINE SYSTEM (THROUGHOUT THE FACILITY)

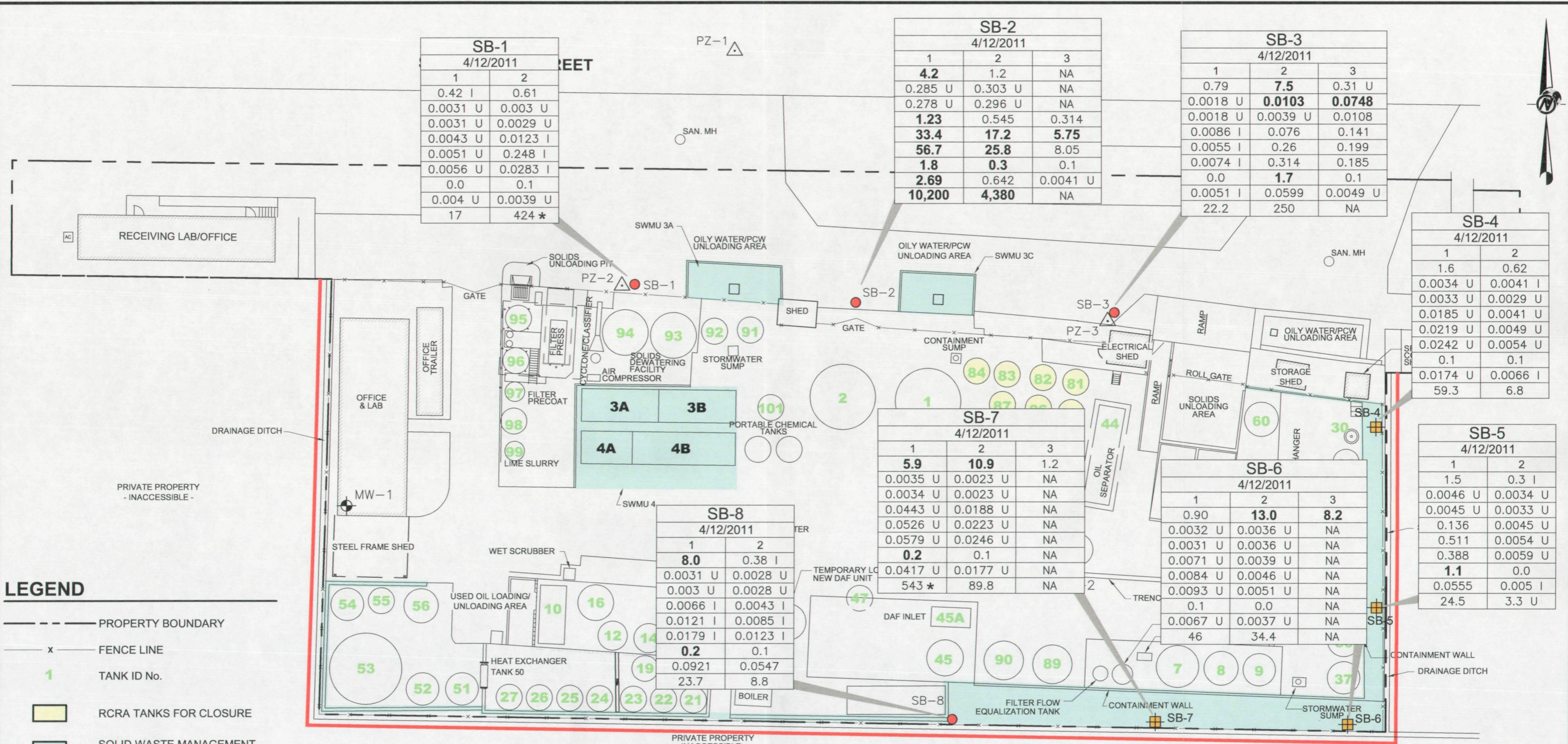
REFERENCES

1.) BASE MAP; MITTAUER & ASSOCIATES, INC., INDUSTRIAL WATER SERVICES, INC. USED OIL PROCESSING FACILITY PERMIT CLOSURE PLAN - SITE PLAN, ATTACHMENT C-9A, DATED AUGUST 2002.



PROJECT					
LIQUID ENVIRONMENTAL SOL/RCRA/FL					
TITLE					
SITE MAP WITH SAMPLING LOCATIONS					
	PROJECT No.	103-82514	FILE No.	10382514-B001	
	DESIGN	KAB	05/02/11	SCALE	AS SHOWN
	CADD	MRM	06/07/11	REV.	0
	CHECK	KAB	07/13/11	FIGURE 2	
REVIEW	JPO	07/13/11			

Drawing file: 10382514-B003.dwg Jul 13, 2011 - 2:17pm



LEGEND

- PROPERTY BOUNDARY
- FENCE LINE
- 1 TANK ID No.
- RCRA TANKS FOR CLOSURE
- SOLID WASTE MANAGEMENT UNIT (SWMU)
- PRIVATE PROPERTY NO ACCESS
- + EXISTING MONITORING WELL LOCATION
- △ TEMPORARY PIEZOMETER LOCATION
- SOIL BORING LOCATION FOR RCRA CLOSURE
- ⊕ SOIL BORING AND MONITORING WELL LOCATION FOR RCRA CLOSURE

NOTES

- 1.) ANALYTICAL RESULTS SHOWN IN MILLIGRAMS PER KILOGRAM (mg/kg). ALL RESULTS SHOWN IN BOLD EXCEED SOIL CLEANUP TARGET LEVELS (SCTLs).
- 2.) NA - NOT ANALYZED.
- 3.) * - TRPH SPECIATION RESULTS INDICATE THAT SPECIFIC CARBON-CHAINS ARE BELOW THEIR INDIVIDUAL SCTLs.

REFERENCES

1.) BASE MAP; MITTAUER & ASSOCIATES, INC., INDUSTRIAL WATER SERVICES, INC. USED OIL PROCESSING FACILITY PERMIT CLOSURE PLAN - SITE PLAN, ATTACHMENT C-9A, DATED AUGUST 2002.

SB-8 4/12/2011		1
ARSENIC	2.1	SOIL BORING I.D. DATE COLLECTED SAMPLE INTERVAL RESIDENTIAL DIRECT EXPOSURE SCTL LEACHABILITY GROUNDWATER CRITERIA SCTL
BENZENE	0.007	
MTBE	0.09	
NAPHTHALENE	1.2	
1-METHYLNAPHTHALENE	3.1	
2-METHYLNAPHTHALENE	8.5	
TOTAL BENZO(a)PYRENE TEs	2.4	
ACENAPHTHENE	2.1	
TRPH	340	

PROJECT

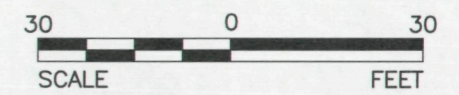
LIQUID ENVIRONMENTAL SOL/RCRA/FL

TITLE

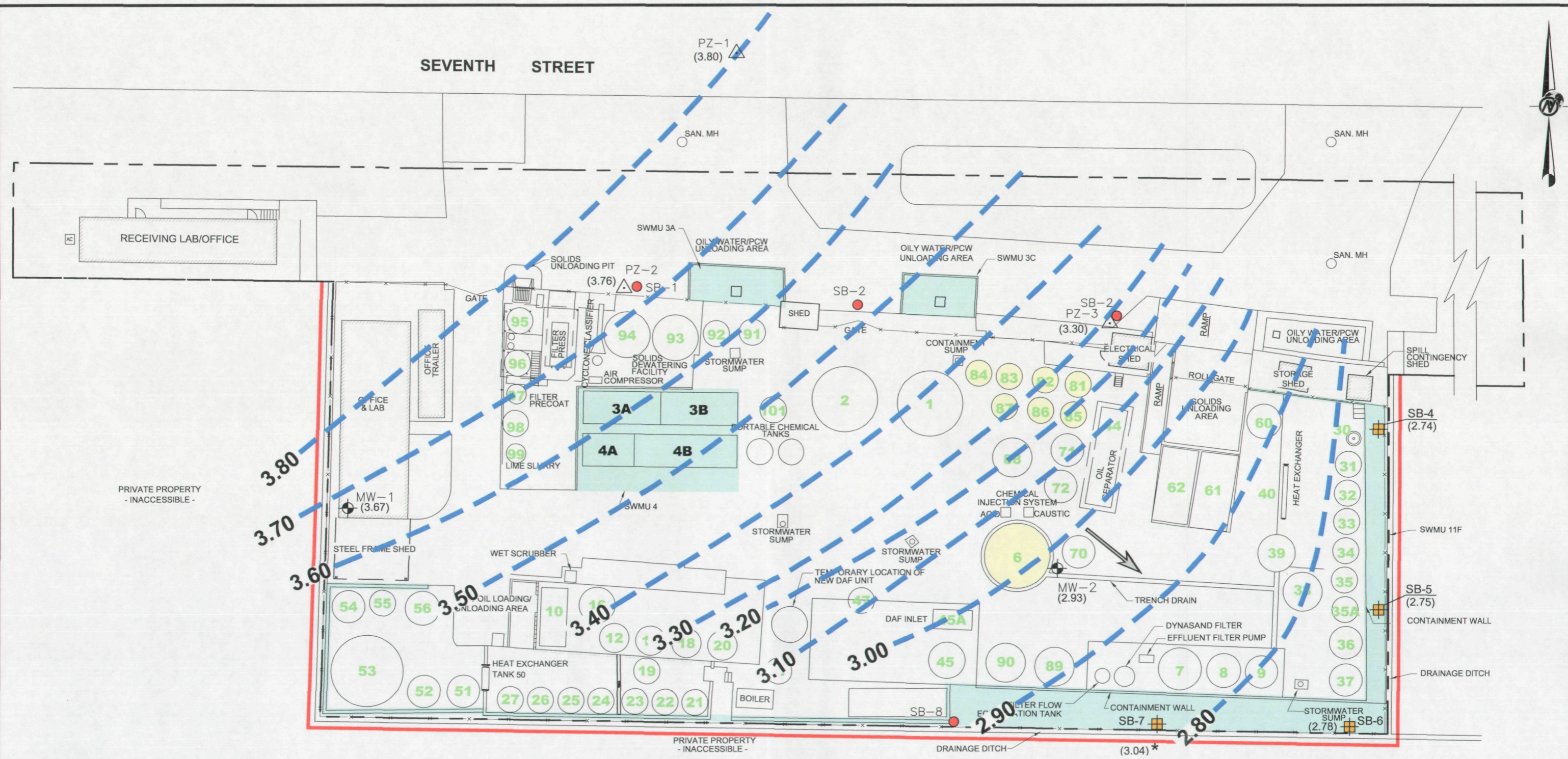
SOIL ANALYTICAL RESULTS

PROJECT No.	103-82514	FILE No.	10382514-B003
DESIGN	KAB 05/02/11	SCALE	AS SHOWN
CADD	MRM 06/07/11	REV.	0
CHECK	KAB 07/13/11	FIGURE 3	
REVIEW	JPO 07/13/11		

Golder Associates
Jacksonville, Florida



Drawing file: 10382514-B002.dwg Jul 13, 2011 - 2:20pm



LEGEND

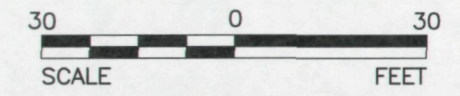
- PROPERTY BOUNDARY
- FENCE LINE
- 1 TANK ID No.
- RCRA TANKS FOR CLOSURE
- SOLID WASTE MANAGEMENT UNIT (SWMU)
- PRIVATE PROPERTY NO ACCESS
- ⊕
 EXISTING MONITORING WELL LOCATION
- △
 TEMPORARY PIEZOMETER LOCATION
- SOIL BORING LOCATION FOR RCRA CLOSURE
- SOIL BORING AND MONITORING WELL LOCATION FOR RCRA CLOSURE
- (ELEV.)
 GROUNDWATER ELEVATION
- ➔
 GROUNDWATER FLOW DIRECTION
- GROUNDWATER CONTOUR
- *
 ANOMALOUS DATA

NOTES

- 1.) SWMU 3A - RACK #1
- 2.) SWMU 3C - RACK #3
- 3.) SWMU 4 - BAFFLE TANKS
- 4.) SWMU 11F - TERTIARY CONTAINMENT (ENCOMPASSES MOST OF THE FACILITY)
- 5.) SWMU 21 - UNDERGROUND OIL / WASTEWATER PIPELINE SYSTEM (THROUGHOUT THE FACILITY)

REFERENCES

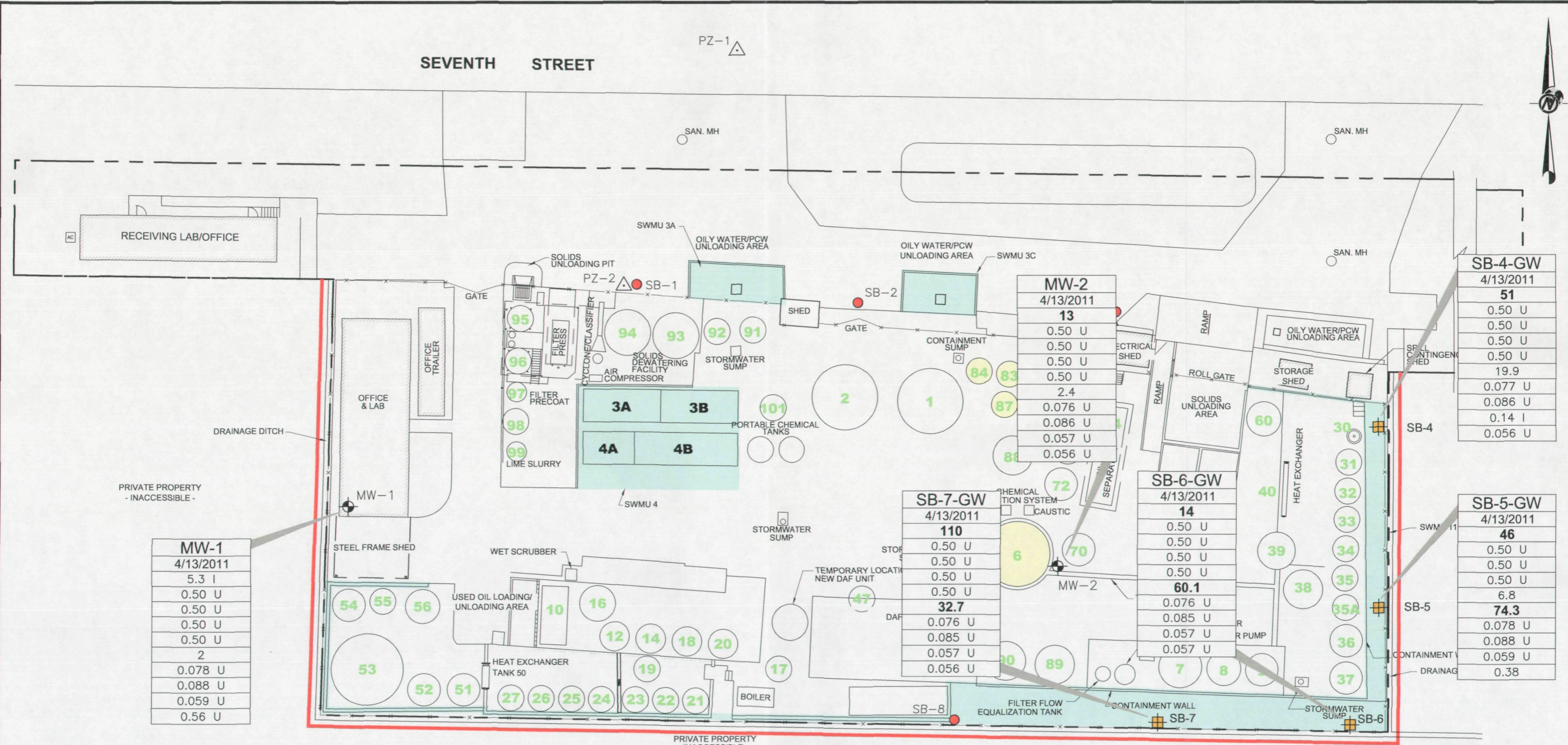
1.) BASE MAP; MITTAUER & ASSOCIATES, INC., INDUSTRIAL WATER SERVICES, INC. USED OIL PROCESSING FACILITY PERMIT CLOSURE PLAN - SITE PLAN, ATTACHMENT C-9A, DATED AUGUST 2002.



PROJECT LIQUID ENVIRONMENTAL SOL/RCRA/FL			
TITLE POTENTIOMETRIC MAP - APRIL 13, 2011 -			
<small>PROJECT No.</small> 103-82514	<small>FILE No.</small> 10382514-B002	<small>DESIGN</small> KAB 05/02/11	<small>SCALE</small> AS SHOWN
<small>CADD</small> MRM 06/07/11	<small>CHECK</small> KAB 07/13/11	<small>REVIEW</small> JPO 07/13/11	FIGURE 4

Golder Associates
 Jacksonville, Florida

SEVENTH STREET



MW-1
4/13/2011
5.3 I
0.50 U
0.50 U
0.50 U
0.50 U
2
0.078 U
0.088 U
0.059 U
0.56 U

SB-7-GW
4/13/2011
110
0.50 U
0.50 U
0.50 U
0.50 U
0.50 U
32.7
0.076 U
0.085 U
0.057 U
0.056 U

SB-6-GW
4/13/2011
14
0.50 U
0.50 U
0.50 U
0.50 U
60.1
0.076 U
0.085 U
0.057 U
0.057 U

SB-4-GW
4/13/2011
51
0.50 U
0.50 U
0.50 U
0.50 U
19.9
0.077 U
0.086 U
0.14 I
0.056 U

SB-5-GW
4/13/2011
46
0.50 U
0.50 U
0.50 U
0.50 U
6.8
74.3
0.078 U
0.088 U
0.059 U
0.38

LEGEND

- PROPERTY BOUNDARY
- FENCE LINE
- TANK ID No.
- RCRA TANKS FOR CLOSURE
- SOLID WASTE MANAGEMENT UNIT (SWMU)
- PRIVATE PROPERTY NO ACCESS
- EXISTING MONITORING WELL LOCATION
- TEMPORARY PIEZOMETER LOCATION
- SOIL BORING LOCATION FOR RCRA CLOSURE
- SOIL BORING AND MONITORING WELL LOCATION FOR RCRA CLOSURE

REFERENCES

1.) BASE MAP; MITTAUER & ASSOCIATES, INC., INDUSTRIAL WATER SERVICES, INC. USED OIL PROCESSING FACILITY PERMIT CLOSURE PLAN - SITE PLAN, ATTACHMENT C-9A, DATED AUGUST 2002.

NOTES

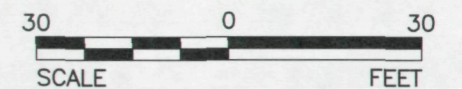
1.) ANALYTICAL RESULTS SHOWN IN MICROGRAMS PER LITER (ug/l) EXCEPT TRPH WHICH IS SHOWN IN MILLIGRAMS PER LITER (mg/l). RESULTS SHOWN IN BOLD EXCEED THE GCTL.

CONSTITUENTS

SB-7-GW	
4/13/2011	
ARSENIC	10
BENZENE	1
TOLUENE	40
ETHYLBENZENE	30
TOTAL XYLENES	20
MTBE	20
NAPHTHALENE	14
1-METHYL NAPHTHALENE	28
2-METHYL NAPHTHALENE	28
TRPH	5

SAMPLE I.D.
DATE COLLECTED

GROUNDWATER CLEANUP
TARGET LEVEL (GCTL)



PROJECT	LIQUID ENVIRONMENTAL SOL/RCRA/FL		
TITLE	GROUNDWATER ANALYTICAL RESULTS		
PROJECT No.	103-B2514	FILE No.	10382514-B005
DESIGN	KAB 05/02/11	SCALE	AS SHOWN REV. 0
CADD	MRM 06/07/11		
CHECK	KAB 07/13/11		
REVIEW	JPO 07/13/11		
		FIGURE 5	

Drawing file: 10382514-B005.dwg Jul 13, 2011 - 2:21pm


APPENDIX A
CERTIFIED TANK INSPECTION AND ULTRASONIC THICKNESS TESTING RESULTS

Revision Number	
Date	
Page	of

4. Professional Engineer Registered in Florida

Complete this certification when required to do so by Chapter 471, F.S., or when not exempted by Rule 62-730.220(7), F.A.C.

This is to certify that the engineering features of this hazardous waste management facility have been designed or examined by me and found to conform to engineering principles applicable to such facilities. In my professional judgement, this facility, when properly constructed, maintained and operated, or closed, will comply with all applicable statutes of the State of Florida and rules of the Department of Environmental Protection.



Signature _____

Tanel Nuriye-Esin Andry

Name (please type) _____

Florida Registration Number 56775


Mailing Address 9428 Baymeadows Road, Suite 400
street or P.O. Box

Jacksonville FL 32256
city state zip

Date June 15, 2011

Telephone (904) 363 - 3430

(PLEASE AFFIX SEAL)



June 15, 2011

APPENDIX B
FIELD DOCUMENTATION



Field Instrument Conductivity Calibration Records

INSTRUMENT (MAKE/MODEL NO.) YSI 556 MPS INSTRUMENT NO. 02599

STANDARD INFORMATION

Project Number: 103-82514 Project Name: LESStandard Vendor: AQUA SOLUTIONSPrepared Date: OCT 2010 Where Prepared: GOLDER ASSOCIATESGrade: N/A Units: umhos/uS-cmStandard ~~84~~¹⁰⁰@25 °C Lot # 91589 Exp Date SEP 2011 Pur Date SEP 2010

Standard 500@25 °C Lot # 91587 Exp Date SEP 2011 Pur Date SEP 2010

Standard 2000@25 °C Lot # 91588 Exp Date SEP 2011 Pur Date SEP 2010

DATE (mm/dd/yy)	TIME (hr:min)	TEMP DEG C°	STD VALUE	INSTRUMENT RESPONSE	% DEV	PASS/FAIL	CALIBRATED (YES, NO)	TYPE (INIT, CONT)	SAMPLER INITIALS
4/13/11	0923	19.02	2000	2063	< 5%	P	N	INIT	BTH
4/13/11	0925	19.15	500	507	< 5%	P	N	INIT	BTH
4/13/11	0927	19.15	100 84 (81)	104	< 5%	P	N	INIT	BTH
4/13/11	1502	25.12	2000	2017	< 5%	P	N	FIN	BTH
4/13/11	1504	24.13	500	507	< 5%	P	N	FIN	BTH
4/13/11	1506	24.05	100	105	< 5%	P	N	FIN	BTH

Acceptable calibration check is if the meter reads within +/- 5% of the appropriate calibration standard.

Note: Standards and instrument response readings are corrected to 25°C.



Field Instrument Dissolved Oxygen & Oxidation-Reduction Potential Calibration Records

INSTRUMENT (MAKE/MODEL NO.) YSI 556 MPS INSTRUMENT NO. 02599

STANDARD INFORMATION

Project Number: 103-B2514 Project Name: LES

Standard Vendor: GEOTECH

Prepared Date: APR 2010 Where Prepared: GOLDER ASSOCIATES

Grade: N/A DO Units: mg/L ORP Units: mV

ORP Standard 220@25 °C Lot #0AG166 Exp Date APR 2011 Pur Date OCT 2010

DO Standard Air Calibration Chamber in Air (Table FS 2200-2)

Standard _____

Standard _____

DATE (mm/dd/yy)	TIME (hr:min)	TEMP DEG C	CHART 100% VALUE	INSTRUMENT RESPONSE	% DEV	PASS/ FAIL	CALIBRATED (YES, NO)	TYPE (INIT, CONT)	SAMPLER INITIALS
04/13/11	0929	17.95	9.486	9.471	40.3	P	N	INIT	BTH
04/13/11	1509	25.40	8.203	8.199	40.3	P	N	INIT	BTH
		ORP							
4/13/11	0931	18.90	-	235	-	-	-	INIT	BTH

Acceptable calibration check is if the meter reads within +/- 0.3 mg/L of the value of appropriate calibration standard. Need to record DO readings in mg/L and use Table FS 2200-2 "Dissolved Oxygen Saturation". ORP calibration reading must be within +/- 10 mV from the theoretical redox standard value at that temperature.



Field Instrument pH Calibration Records

INSTRUMENT (MAKE/MODEL NO.) YSI 556 MPS INSTRUMENT NO. 02599

STANDARD INFORMATION

Project Number: 103-82514 Project Name: LES

Standard Vendor: LSS

Prepared Date: APR 2010 Where Prepared: GOLDER ASSOCIATES

Purchase Date: APR 2010 Expiration Date: Varies Grade: N/A Units: Standard Units

Standard 4.01 @25°C Lot # 0019-15 Exp Date JAN 2012 Purch Date APR 2010

Standard 7.00 @25°C Lot # 0008-24 Exp Date JAN 2012 Purch Date APR 2010

Standard 10.0 @25°C Lot # 9364-03 Exp Date JAN 2011 Purch Date APR 2010

DATE (mm/dd/yy)	TIME (hr:min)	TEMP DEG C	STD VALUE	INSTRUMENT RESPONSE	% DEV	PASS/ FAIL	CALIBRATED (YES, NO)	TYPE (INIT, CONT)	SAMPLER INITIALS
04/13/11	0933	19.09	4.01	4.16	40.2	P	N	INIT	BTH
04/13/11	0935	19.09	7.00	7.11	40.2	P	N	INIT	BTH
04/13/11	0937	19.10	10.0	10.05	40.2	P	N	INIT	BTH
04/13/11	1513	26.16	4.01	4.18	40.2	P	N	FIN	BTH
04/13/11	1515	24.50	7.00	7.13	40.2	P	N	FIN	BTH
04/13/11	1517	24.32	10.0	10.03	40.2	P	N	FIN	BTH

Acceptable calibration check is if the meter reads within +/- 0.2 pH units of the value of appropriate calibration standard.

Form FD 9000-24 GROUNDWATER SAMPLING LOG

SITE NAME: IWS/LES	SITE LOCATION: Jacksonville, FL
WELL NO: MW-1	SAMPLE ID: MW-1
DATE: 4/13/11	

PURGING DATA

WELL DIAMETER (inches): 2	TUBING DIAMETER (inches): 0.25	WELL SCREEN INTERVAL DEPTH: 10 feet to 20 feet	STATIC DEPTH TO WATER (feet): 7.38
PURGE PUMP TYPE OR BAILER: PP			
WELL VOLUME PURGE: 1 WELL VOLUME = (TOTAL WELL DEPTH - STATIC DEPTH TO WATER) X WELL CAPACITY (only fill out if applicable)			
= (0 feet - 7.38 feet) X _____ gallons/foot = _____ gallons			
EQUIPMENT VOLUME PURGE: 1 EQUIPMENT VOL. = PUMP VOLUME + (TUBING CAPACITY X TUBING LENGTH) + FLOW CELL VOLUME (only fill out if applicable)			
= 0 gallons + (0.0026 gallons/foot X 50 feet) + 0.25 gallons = 0.38 gallons			

INITIAL PUMP OR TUBING DEPTH IN WELL (feet): 15	FINAL PUMP OR TUBING DEPTH IN WELL (feet): 15	PURGING INITIATED AT: 1414	PURGING ENDED AT: 1438	TOTAL VOLUME PURGED (gallons): 3.17							
TIME	VOLUME PURGED (gallons)	CUMUL. VOLUME PURGED (gallons)	PURGE RATE (gpm)	DEPTH TO WATER (feet)	pH (standard units)	TEMP. (°C)	COND. (circle units) $\mu\text{mhos/cm}$ or $\mu\text{S/cm}$	DISSOLVED OXYGEN (circle units) mg/L or % saturation	TURBIDITY (NTUs)	ORP	COLOR/ODOR (describe)
1429	2.0	2.0	0.13	7.6	6.82	21.01	757	0.59/6.7%	28.1	-72.1	orange/none
1432	0.39	2.39	0.13	7.6	6.83	21.05	753	0.53/6.0%	20.0	-73.8	" / "
1435	0.39	2.78	0.13	7.6	6.84	21.07	754	0.51/5.7%	18.6	-76.8	" / "
1438	0.39	3.17	0.13	7.6	6.83	21.08	744	0.47/5.5%	18.1	-75.9	" / "

WELL CAPACITY (Gallons Per Foot): 0.75" = 0.02; 1" = 0.04; 1.25" = 0.06; 2" = 0.16; 3" = 0.37; 4" = 0.65; 5" = 1.02; 6" = 1.47; 12" = 5.88
TUBING INSIDE DIA. CAPACITY (Gal./Ft.): 1/8" = 0.0006; 3/16" = 0.0014; 1/4" = 0.0026; 5/16" = 0.004; 3/8" = 0.006; 1/2" = 0.010; 5/8" = 0.016
PURGING EQUIPMENT CODES: B = Bailer; BP = Bladder Pump; ESP = Electric Submersible Pump; PP = Peristaltic Pump; O = Other (Specify)

SAMPLING DATA

SAMPLED BY (PRINT) / AFFILIATION: Birk & Hokomb Kirk Bekins/Golder	SAMPLER(S) SIGNATURE(S): Birk Hokomb Kirk Bekins	SAMPLING INITIATED AT: 1439	SAMPLING ENDED AT: 1444
PUMP OR TUBING DEPTH IN WELL (feet): 15	TUBING MATERIAL CODE: PE	FIELD-FILTERED: Y <input checked="" type="radio"/>	FILTER SIZE: _____ μm
FIELD DECONTAMINATION: PUMP Y <input checked="" type="radio"/>	TUBING Y <input checked="" type="radio"/> (replaced)	DUPLICATE: Y <input checked="" type="radio"/>	

SAMPLE CONTAINER SPECIFICATION				SAMPLE PRESERVATION			INTENDED ANALYSIS AND/OR METHOD	SAMPLING EQUIPMENT CODE	SAMPLE PUMP FLOW RATE (mL per minute)
SAMPLE ID CODE	# CONTAINERS	MATERIAL CODE	VOLUME	PRESERVATIVE USED	TOTAL VOL ADDED IN FIELD (mL)	FINAL pH			
MW-1	1	AG	1L	None	---	<2.0	B270/PAH	APP	<100
MW-1	1	AG	1L	H2SO4	---	<2.0	FL-PRO	APP	<100
MW-1	3	CG	40mL	HCl	---	<2.0	B260/VOCs	RFPP	<100
MW-1	1	PE	250mL	HNO3	---	<2.0	PCRA 8	APP	<100

REMARKS:

C02 (mg/l): _____ Fe+2 (mg/l): _____ H2S (mg/l): _____

MATERIAL CODES: AG = Amber Glass; CG = Clear Glass; PE = Polyethylene; PP = Polypropylene; S = Silicone; T = Teflon; O = Other (Specify)

SAMPLING EQUIPMENT CODES: APP = After Peristaltic Pump; B = Bailer; BP = Bladder Pump; ESP = Electric Submersible Pump; RFPP = Reverse Flow Peristaltic Pump; SM = Straw Method (Tubing Gravity Drain); O = Other (Specify)

NOTES: 1. The above do not constitute all of the information required by Chapter 62-160, F.A.C.
2. STABILIZATION CRITERIA FOR RANGE OF VARIATION OF LAST THREE CONSECUTIVE READINGS (SEE FS 2212, SECTION 3)
pH: ± 0.2 units Temperature: ± 0.2 °C Specific Conductance: $\pm 5\%$ Dissolved Oxygen: all readings $\leq 20\%$ saturation (see Table FS 2200-2); optionally, ± 0.2 mg/L or $\pm 10\%$ (whichever is greater) Turbidity: all readings ≤ 20 NTU; optionally ± 5 NTU or $\pm 10\%$ (whichever is greater)
"J" = indicates that the calibration result for the parameter of concern was outside of the acceptable criteria for standard range.

Form FD 9000-24 GROUNDWATER SAMPLING LOG

SITE NAME: IWS/LES		SITE LOCATION: Jacksonville, FL	
WELL NO: 58-7-6W	SAMPLE ID: 58-7-6W	DATE: 4/13/11	

PURGING DATA

WELL DIAMETER (inches): 1	TUBING DIAMETER (inches): 0.25	WELL SCREEN INTERVAL DEPTH: 5 feet to 15 feet	STATIC DEPTH TO WATER (feet): 6.45 3.44 (6.45)	PURGE PUMP TYPE OR BAILER: PP
WELL VOLUME PURGE: 1 WELL VOLUME = (TOTAL WELL DEPTH - STATIC DEPTH TO WATER) X WELL CAPACITY (only fill out if applicable) = (15 feet - 6.45 feet) X 0.04 gallons/foot = 0.34 gallons				
EQUIPMENT VOLUME PURGE: 1 EQUIPMENT VOL. = PUMP VOLUME + (TUBING CAPACITY X TUBING LENGTH) + FLOW CELL VOLUME (only fill out if applicable) = gallons + (gallons/foot X feet) + gallons = gallons				

INITIAL PUMP OR TUBING DEPTH IN WELL (feet): 12	FINAL PUMP OR TUBING DEPTH IN WELL (feet): 12	PURGING INITIATED AT: 0948	PURGING ENDED AT: 1004	TOTAL VOLUME PURGED (gallons): 1.13
---	---	----------------------------	------------------------	-------------------------------------

TIME	VOLUME PURGED (gallons)	CUMUL. VOLUME PURGED (gallons)	PURGE RATE (gpm)	DEPTH TO WATER (feet)	pH (standard units)	TEMP. (°C)	COND. (circle units) µmhos/cm or µS/cm	DISSOLVED OXYGEN (circle units) mg/L or % saturation	TURBIDITY (NTUs)	ORP	COLOR/ODOR (describe)
0955	0.5	0.5	0.07	7.0	6.89	21.15	1333	1.19/13.4%	10.1	-82.9	clear / none
0958	0.21	0.71	0.07	7.0	6.89	21.22	1338	1.13/12.9%	8.07	-84.5	" / "
1001	0.21	0.92	0.07	7.0	6.88	21.07	1348	1.28/14.1%	6.32	-81.3	" / "
1004	0.21	1.13	0.07	7.0	6.86	21.01	1365	1.30/14.6%	4.58	-87.3	" / "

WELL CAPACITY (Gallons Per Foot): 0.75" = 0.02; 1" = 0.04; 1.25" = 0.06; 2" = 0.16; 3" = 0.37; 4" = 0.65; 5" = 1.02; 6" = 1.47; 12" = 5.88
 TUBING INSIDE DIA. CAPACITY (Gal./Ft.): 1/8" = 0.0006; 3/16" = 0.0014; 1/4" = 0.0026; 5/16" = 0.004; 3/8" = 0.006; 1/2" = 0.010; 5/8" = 0.016

PURGING EQUIPMENT CODES: B = Bailer; BP = Bladder Pump; ESP = Electric Submersible Pump; PP = Peristaltic Pump; O = Other (Specify)

SAMPLING DATA

SAMPLED BY (PRINT) / AFFILIATION: Blake Holcomb Kirk Blewins / Golder	SAMPLER(S) SIGNATURE(S): Blake Holcomb Kirk Blewins	SAMPLING INITIATED AT: 1005	SAMPLING ENDED AT: 1010
PUMP OR TUBING DEPTH IN WELL (feet): 12	TUBING MATERIAL CODE: PE	FIELD-FILTERED: Y (N)	FILTER SIZE: _____ µm
FIELD DECONTAMINATION: PUMP Y (N) TUBING Y (N) (replaced)		DUPLICATE: Y (N)	

SAMPLE CONTAINER SPECIFICATION				SAMPLE PRESERVATION			INTENDED ANALYSIS AND/OR METHOD	SAMPLING EQUIPMENT CODE	SAMPLE PUMP FLOW RATE (mL per minute)
SAMPLE ID CODE	# CONTAINERS	MATERIAL CODE	VOLUME	PRESERVATIVE USED	TOTAL VOL ADDED IN FIELD (mL)	FINAL pH			
58-7-6W	1	AG	1L	None	---	~2.0	8270IPAH	APP	~100
58-7-6W	1	AG	1L	H2SO4	---	~2.0	IL-PRO	APP	~100
58-7-6W	3	CG	40mL	HCl	---	~2.0	8260VOCs	RFPP	~100
58-7-6W	1	PE	250 mL	HNO3	---	~2.0	RCRAB	APP	~100

REMARKS:

C02 (mg/l): _____ Fe+2 (mg/l): _____ H2S (mg/l): _____

MATERIAL CODES: AG = Amber Glass; CG = Clear Glass; PE = Polyethylene; PP = Polypropylene; S = Silicone; T = Teflon; O = Other (Specify)

SAMPLING EQUIPMENT CODES: APP = After Peristaltic Pump; B = Bailer; BP = Bladder Pump; ESP = Electric Submersible Pump; RFPP = Reverse Flow Peristaltic Pump; SM = Straw Method (Tubing Gravity Drain); O = Other (Specify)

NOTES: 1. The above do not constitute all of the information required by Chapter 62-160, F.A.C.
 2. STABILIZATION CRITERIA FOR RANGE OF VARIATION OF LAST THREE CONSECUTIVE READINGS (SEE FS 2212, SECTION 3)
 pH: ± 0.2 units Temperature: ± 0.2 °C Specific Conductance: ± 5% Dissolved Oxygen: all readings ≤ 20% saturation (see Table FS 2200-2); optionally, ± 0.2 mg/L or ± 10% (whichever is greater) Turbidity: all readings ≤ 20 NTU; optionally ± 5 NTU or ± 10% (whichever is greater)
 "J" = indicates that the calibration result for the parameter of concern was outside of the acceptable criteria for standard range.

**Form FD 9000-24
GROUNDWATER SAMPLING LOG**

SITE NAME: IWS/LES	SITE LOCATION: Jacksonville, FL
WELL NO: 58-6-6W	SAMPLE ID: 58-6-6W
DATE: 4/13/11	

PURGING DATA

WELL DIAMETER (inches): 1	TUBING DIAMETER (inches): 0.25	WELL SCREEN INTERVAL DEPTH: 5 feet to 15 feet	STATIC DEPTH TO WATER (feet): 6.59	PURGE PUMP TYPE OR BAILER: PP							
WELL VOLUME PURGE: 1 WELL VOLUME = (TOTAL WELL DEPTH - STATIC DEPTH TO WATER) X WELL CAPACITY (only fill out if applicable) = (15 feet - 6.59 feet) X 0.04 gallons/foot = 0.34 gallons											
EQUIPMENT VOLUME PURGE: 1 EQUIPMENT VOL. = PUMP VOLUME + (TUBING CAPACITY X TUBING LENGTH) + FLOW CELL VOLUME (only fill out if applicable) = gallons + (gallons/foot X feet) + gallons = gallons											
INITIAL PUMP OR TUBING DEPTH IN WELL (feet): 12	FINAL PUMP OR TUBING DEPTH IN WELL (feet): 12	PURGING INITIATED AT: 1018	PURGING ENDED AT: 1041	TOTAL VOLUME PURGED (gallons): 2.99							
TIME	VOLUME PURGED (gallons)	CUMUL. VOLUME PURGED (gallons)	PURGE RATE (gpm)	DEPTH TO WATER (feet)	pH (standard units)	TEMP. (°C)	COND. (circle units) µmhos/cm or µS/cm	DISSOLVED OXYGEN (circle units) mg/L or % saturation	TURBIDITY (NTUs)	ORP	COLOR/ODOR (describe)
1032	1.5	1.5	0.11	8.0	6.66	20.82	1652	1.21/13.6%	22.0	-81.2	cloudy/none
1035	0.33	1.83	0.11	8.0	6.67	20.95	1641	1.46/15.7%	11.0	-85.2	clear/none
1038	0.33	2.16	0.11	8.0	6.67	20.89	1631	1.29/13.9%	6.03	-81.6	" / "
1041	0.33	2.49	0.11	8.0	6.66	20.94	1626	1.12/12.6%	4.10	-88.9	" / "
WELL CAPACITY (Gallons Per Foot): 0.75" = 0.02; 1" = 0.04; 1.25" = 0.06; 2" = 0.16; 3" = 0.37; 4" = 0.65; 5" = 1.02; 6" = 1.47; 12" = 5.88 TUBING INSIDE DIA. CAPACITY (Gal./Ft.): 1/8" = 0.0006; 3/16" = 0.0014; 1/4" = 0.0026; 5/16" = 0.004; 3/8" = 0.006; 1/2" = 0.010; 5/8" = 0.016											
PURGING EQUIPMENT CODES: B = Bailer; BP = Bladder Pump; ESP = Electric Submersible Pump; PP = Peristaltic Pump; O = Other (Specify)											

SAMPLING DATA

SAMPLED BY (PRINT) / AFFILIATION: Blake Holcomb / Golder				SAMPLER(S) SIGNATURE(S): <i>Blake Holcomb</i> <i>R.A. De...</i>				SAMPLING INITIATED AT: 1042		SAMPLING ENDED AT: 1047	
PUMP OR TUBING DEPTH IN WELL (feet): 12				TUBING MATERIAL CODE: PE		FIELD-FILTERED: Y (N)		FILTER SIZE: _____ µm			
FIELD DECONTAMINATION: PUMP Y (N)				TUBING Y (N) (replaced)				DUPLICATE: Y (N)			
SAMPLE CONTAINER SPECIFICATION				SAMPLE PRESERVATION			INTENDED ANALYSIS AND/OR METHOD	SAMPLING EQUIPMENT CODE	SAMPLE PUMP FLOW RATE (mL per minute)		
SAMPLE ID CODE	# CONTAINERS	MATERIAL CODE	VOLUME	PRESERVATIVE USED	TOTAL VOL ADDED IN FIELD (mL)	FINAL pH					
58-6-6W	1	AG	1L	None	---	2.0	8270/PAH	APP	<100		
58-6-6W	1	AG	1L	H ₂ SO ₄	---	2.0	FL-PRO	APP	<100		
58-6-6W	3	CG	40mL	HCl	---	2.0	8260/VOCs	RFPP	<100		
58-6-6W	1	PE	250mL	HNO ₃	---	2.0	PCRA8	APP	<100		
REMARKS: C02 (mg/l): _____ Fe+2 (mg/l): _____ H2S (mg/l): _____											
MATERIAL CODES: AG = Amber Glass; CG = Clear Glass; PE = Polyethylene; PP = Polypropylene; S = Silicone; T = Teflon; O = Other (Specify)											
SAMPLING EQUIPMENT CODES: APP = After Peristaltic Pump; B = Bailer; BP = Bladder Pump; ESP = Electric Submersible Pump; RFPP = Reverse Flow Peristaltic Pump; SM = Straw Method (Tubing Gravity Drain); O = Other (Specify)											

NOTES: 1. The above do not constitute all of the information required by Chapter 62-160, F.A.C.
2. STABILIZATION CRITERIA FOR RANGE OF VARIATION OF LAST THREE CONSECUTIVE READINGS (SEE FS 2212, SECTION 3)
pH: ± 0.2 units Temperature: ± 0.2 °C Specific Conductance: ± 5% Dissolved Oxygen: all readings ≤ 20% saturation (see Table FS 2200-2); optionally, ± 0.2 mg/L or ± 10% (whichever is greater) Turbidity: all readings ≤ 20 NTU; optionally ± 5 NTU or ± 10% (whichever is greater)
"J" = indicates that the calibration result for the parameter of concern was outside of the acceptable criteria for standard range.

**Form FD 9000-24
GROUNDWATER SAMPLING LOG**

SITE NAME: IWS/LES	SITE LOCATION: Jacksonville, Fl
WELL NO: SB-5-6W	SAMPLE ID: SB-5-6W
DATE: 4/13/11	

PURGING DATA

WELL DIAMETER (inches): 1	TUBING DIAMETER (inches): 0.25	WELL SCREEN INTERVAL DEPTH: 5 feet to 15 feet	STATIC DEPTH TO WATER (feet): 6.61	PURGE PUMP TYPE OR BAILER: PP
WELL VOLUME PURGE: 1 WELL VOLUME = (TOTAL WELL DEPTH - STATIC DEPTH TO WATER) X WELL CAPACITY (only fill out if applicable) = (15 feet - 6.61 feet) X 0.04 gallons/foot = 0.34 gallons				
EQUIPMENT VOLUME PURGE: 1 EQUIPMENT VOL. = PUMP VOLUME + (TUBING CAPACITY X TUBING LENGTH) + FLOW CELL VOLUME (only fill out if applicable) = gallons + (gallons/foot X feet) + gallons = gallons				

INITIAL PUMP OR TUBING DEPTH IN WELL (feet): 12	FINAL PUMP OR TUBING DEPTH IN WELL (feet): 12	PURGING INITIATED AT: 1055	PURGING ENDED AT: 1125	TOTAL VOLUME PURGED (gallons): 3.58							
TIME	VOLUME PURGED (gallons)	CUMUL. VOLUME PURGED (gallons)	PURGE RATE (gpm)	DEPTH TO WATER (feet)	pH (standard units)	TEMP. (°C)	COND. (circle units) μmhos/cm or μS/cm	DISSOLVED OXYGEN (circle units) mg/L or % saturation	TURBIDITY (NTUs)	ORP	COLOR/ODOR (describe)
1116	2.5	2.50	0.12	8.8	6.80	21.64	3349	0.62/7.1%	11.8	-96.8	clear/none
1119	0.36	2.86	0.12	8.8	6.80	21.67	3347	0.56/6.4%	7.79	-97.0	"1"
1122	0.36	3.22	0.12	8.8	6.80	21.62	3340	0.51/5.8%	7.45	-96.8	"1"
1125	0.36	3.58	0.12	8.8	6.79	21.71	3335	0.46/5.3%	6.29	-96.4	"1"

WELL CAPACITY (Gallons Per Foot): 0.75" = 0.02; 1" = 0.04; 1.25" = 0.06; 2" = 0.16; 3" = 0.37; 4" = 0.65; 5" = 1.02; 6" = 1.47; 12" = 5.88
 TUBING INSIDE DIA. CAPACITY (Gal./Ft.): 1/8" = 0.0006; 3/16" = 0.0014; 1/4" = 0.0026; 5/16" = 0.004; 3/8" = 0.006; 1/2" = 0.010; 5/8" = 0.016
 PURGING EQUIPMENT CODES: B = Bailer; BP = Bladder Pump; ESP = Electric Submersible Pump; PP = Peristaltic Pump; O = Other (Specify)

SAMPLING DATA

SAMPLED BY (PRINT) / AFFILIATION: Blake Holcomb / Golder Kirk Blewins / Golder	SAMPLER(S) SIGNATURE(S): <i>Blake Holcomb</i> <i>Kirk Blewins</i>	SAMPLING INITIATED AT: 1126	SAMPLING ENDED AT: 1131
PUMP OR TUBING DEPTH IN WELL (feet): 12	TUBING MATERIAL CODE: PE	FIELD-FILTERED: Y (N)	FILTER SIZE: _____ μm
FIELD DECONTAMINATION: PUMP Y (N)	TUBING Y (N) (replaced)	DUPLICATE: Y (N)	

SAMPLE CONTAINER SPECIFICATION				SAMPLE PRESERVATION			INTENDED ANALYSIS AND/OR METHOD	SAMPLING EQUIPMENT CODE	SAMPLE PUMP FLOW RATE (mL per minute)
SAMPLE ID CODE	# CONTAINERS	MATERIAL CODE	VOLUME	PRESERVATIVE USED	TOTAL VOL ADDED IN FIELD (mL)	FINAL pH			
SB-5-6W	1	AG	1L	None	---	7.20	8270/PAH	APP	100
SB-5-6W	1	AG	1L	H2SO4	---	7.20	FL-PRO	APP	100
SB-5-6W	3	CG	40mL	HCl	---	7.20	8260/VOCs	RFPP	100
SB-5-6W	1	PE	250mL	HNO3	---	7.20	RCRAB	APP	100

REMARKS:

CO2 (mg/l): _____ Fe+2 (mg/l): _____ H2S (mg/l): _____

MATERIAL CODES: AG = Amber Glass; CG = Clear Glass; PE = Polyethylene; PP = Polypropylene; S = Silicone; T = Teflon; O = Other (Specify)

SAMPLING EQUIPMENT CODES: APP = After Peristaltic Pump; B = Bailer; BP = Bladder Pump; ESP = Electric Submersible Pump; RFPP = Reverse Flow Peristaltic Pump; SM = Straw Method (Tubing Gravity Drain); O = Other (Specify)

NOTES: 1. The above do not constitute all of the information required by Chapter 62-160, F.A.C.
 2. STABILIZATION CRITERIA FOR RANGE OF VARIATION OF LAST THREE CONSECUTIVE READINGS (SEE FS 2212, SECTION 3)
 pH: ± 0.2 units Temperature: ± 0.2 °C Specific Conductance: ± 5% Dissolved Oxygen: all readings ≤ 20% saturation (see Table FS 2200-2); optionally, ± 0.2 mg/L or ± 10% (whichever is greater) Turbidity: all readings ≤ 20 NTU; optionally ± 5 NTU or ± 10% (whichever is greater)
 "J" = indicates that the calibration result for the parameter of concern was outside of the acceptable criteria for standard range.

**Form FD 9000-24
GROUNDWATER SAMPLING LOG**

SITE NAME: IWS/LES	SITE LOCATION: Jacksonville, Fl
WELL NO: SB-4-6W	SAMPLE ID: SB-4-6W
DATE: 4/13/11	

PURGING DATA

WELL DIAMETER (inches): 1	TUBING DIAMETER (inches): 0.25	WELL SCREEN INTERVAL DEPTH: 5 feet to 15 feet	STATIC DEPTH TO WATER (feet): 6.55	PURGE PUMP TYPE OR BAILER: PP
WELL VOLUME PURGE: 1 WELL VOLUME = (TOTAL WELL DEPTH - STATIC DEPTH TO WATER) X WELL CAPACITY (only fill out if applicable) = (15 feet - 6.55 feet) X 0.04 gallons/foot = 0.34 gallons				
EQUIPMENT VOLUME PURGE: 1 EQUIPMENT VOL. = PUMP VOLUME + (TUBING CAPACITY X TUBING LENGTH) + FLOW CELL VOLUME (only fill out if applicable) = gallons + (gallons/foot X feet) + gallons = gallons				

INITIAL PUMP OR TUBING DEPTH IN WELL (feet): 12		FINAL PUMP OR TUBING DEPTH IN WELL (feet): 12		PURGING INITIATED AT: 1137		PURGING ENDED AT: 1200		TOTAL VOLUME PURGED (gallons) 2.49			
TIME	VOLUME PURGED (gallons)	CUMUL. VOLUME PURGED (gallons)	PURGE RATE (gpm)	DEPTH TO WATER (feet)	pH (standard units)	TEMP. (°C)	COND. (circle units) µmhos/cm or µS/cm	DISSOLVED OXYGEN (circle units) mg/L or % saturation	TURBIDITY (NTUs)	ORP	COLOR/ODOR (describe)
1151	1.5	1.50	0.11	8.09	6.78	22.49	4160	0.95/11.1%	19.2	-91.2	clear/none
1154	0.33	1.83	0.11	8.09	6.80	22.59	4134	0.61/7.1%	8.55	-95.2	"1"
1157	0.33	2.16	0.11	8.09	6.79	22.58	4164	0.50/5.9%	5.87	-98.3	"1"
1200	0.33	2.49	0.11	8.09	6.78	22.61	4228	0.30/3.5%	4.22	-100.0	"1"

WELL CAPACITY (Gallons Per Foot): 0.75" = 0.02; 1" = 0.04; 1.25" = 0.06; 2" = 0.16; 3" = 0.37; 4" = 0.65; 5" = 1.02; 6" = 1.47; 12" = 5.88
 TUBING INSIDE DIA. CAPACITY (Gal./Ft.): 1/8" = 0.0006; 3/16" = 0.0014; 1/4" = 0.0026; 5/16" = 0.004; 3/8" = 0.006; 1/2" = 0.010; 5/8" = 0.016
 PURGING EQUIPMENT CODES: B = Bailer; BP = Bladder Pump; ESP = Electric Submersible Pump; PP = Peristaltic Pump; O = Other (Specify)

SAMPLING DATA

SAMPLED BY (PRINT) / AFFILIATION: Blake Halcomb / Golder				SAMPLER(S) SIGNATURE(S): Blake Halcomb				SAMPLING INITIATED AT: 1201		SAMPLING ENDED AT: 1206	
PUMP OR TUBING DEPTH IN WELL (feet): 12				TUBING MATERIAL CODE: PE		FIELD-FILTERED: Y (N)		FILTER SIZE: _____ µm			
FIELD DECONTAMINATION: PUMP Y (N)				TUBING Y (N) (replaced)				DUPLICATE: (Y) N			
SAMPLE CONTAINER SPECIFICATION				SAMPLE PRESERVATION			INTENDED ANALYSIS AND/OR METHOD	SAMPLING EQUIPMENT CODE	SAMPLE PUMP FLOW RATE (mL per minute)		
SAMPLE ID CODE	# CONTAINERS	MATERIAL CODE	VOLUME	PRESERVATIVE USED	TOTAL VOL ADDED IN FIELD (mL)	FINAL pH					
SB-4-6W	1	AG	1L	None	---	<2.0	8270/PAH	APP	<100		
SB-4-6W	1	AG	1L	H ₂ SO ₄	---	<2.0	FL-PRO	APP	<100		
SB-4-6W	3	CG	40mL	HCl	---	<2.0	8260/VOCs	RFPP	<100		
SB-4-6W	1	PE	250mL	HNO ₃	---	<2.0	PCRA 8	APP	<100		

REMARKS:

CO2 (mg/l): _____ Fe+2 (mg/l): _____ H2S (mg/l): _____

MATERIAL CODES: AG = Amber Glass; CG = Clear Glass; PE = Polyethylene; PP = Polypropylene; S = Silicone; T = Teflon; O = Other (Specify)

SAMPLING EQUIPMENT CODES: APP = After Peristaltic Pump; B = Bailer; BP = Bladder Pump; ESP = Electric Submersible Pump; RFPP = Reverse Flow Peristaltic Pump; SM = Straw Method (Tubing Gravity Drain); O = Other (Specify)

NOTES: 1. The above do not constitute all of the information required by Chapter 62-160, F.A.C.
 2. STABILIZATION CRITERIA FOR RANGE OF VARIATION OF LAST THREE CONSECUTIVE READINGS (SEE FS 2212, SECTION 3)
 pH: ± 0.2 units Temperature: ± 0.2 °C Specific Conductance: ± 5% Dissolved Oxygen: all readings ≤ 20% saturation (see Table FS 2200-2); optionally, ± 0.2 mg/L or ± 10% (whichever is greater) Turbidity: all readings ≤ 20 NTU; optionally ± 5 NTU or ± 10% (whichever is greater)
 "J" = indicates that the calibration result for the parameter of concern was outside of the acceptable criteria for standard range.

APPENDIX C
ANALYTICAL LABORATORY REPORTS



Pace Analytical Services, Inc.
8 East Tower Circle
Ormond Beach, FL 32174
(386)672-5668

April 21, 2011

Kirk Blevins
Golder Associates, Inc.
9428 Baymeadows Pkwy, Ste. 400
Jacksonville, FL 32256

RE: Project: 103-82514/LES
Pace Project No.: 3529138

Dear Kirk Blevins:

Enclosed are the analytical results for sample(s) received by the laboratory between April 13, 2011 and April 14, 2011. The results relate only to the samples included in this report. Results reported herein conform to the most current NELAC standards, where applicable, unless otherwise narrated in the body of the report.

If you have any questions concerning this report, please feel free to contact me.

Sincerely,

Sakina Mckenzie

sakina.mckenzie@pacelabs.com
Project Manager

Enclosures

cc: Ms. Lori Hendel, Golder Associates, Inc.

REPORT OF LABORATORY ANALYSIS

Page 1 of 95

This report shall not be reproduced, except in full,
without the written consent of Pace Analytical Services, Inc..





Pace Analytical Services, Inc.-
8 East Tower Circle
Ormond Beach, FL 32174
(386)672-5668

CERTIFICATIONS

Project: 103-82514/LES
Pace Project No.: 3529138

Ormond Beach Certification IDs

8 East Tower Circle, Ormond Beach, FL 32174
Alabama Certification #: 41320
Arizona Certification #: AZ0735
Colorado Certification: FL NELAC Reciprocity
Connecticut Certification #: PH 0216
Florida Certification #: E83079
Georgia Certification #: 955
Guam Certification: FL NELAC Reciprocity
Hawaii Certification: FL NELAC Reciprocity
Kansas Certification #: E-10383
Kentucky Certification #: 90050
Louisiana Certification #: LA090012
Louisiana Environmental Certificate #: 05007
Maine Certification #: FL1264
Massachusetts Certification #: M-FL1264

Michigan Certification #: 9911
Mississippi Certification: FL NELAC Reciprocity
Montana Certification #: Cert 0074
Nevada Certification: FL NELAC Reciprocity
New Hampshire Certification #: 2958
New Jersey Certification #: FL765
New York Certification #: 11608
North Carolina Environmental Certificate #: 667
North Carolina Certification #: 12710
Pennsylvania Certification #: 68-547
Puerto Rico Certification #: FL01264
Tennessee Certification #: TN02974
Texas Certification: FL NELAC Reciprocity
Virginia Certification #: 00432
Wyoming Certification: FL NELAC Reciprocity

REPORT OF LABORATORY ANALYSIS

This report shall not be reproduced, except in full,
without the written consent of Pace Analytical Services, Inc..



SAMPLE SUMMARY

Project: 103-82514/LES
Pace Project No.: 3529138

Lab ID	Sample ID	Matrix	Date Collected	Date Received
3529138001	SB-1-1	Solid	04/12/11 09:30	04/13/11 09:20
3529138002	SB-1-2	Solid	04/12/11 09:31	04/13/11 09:20
3529138003	SB-2-1	Solid	04/12/11 10:15	04/13/11 09:20
3529138004	SB-2-2	Solid	04/12/11 10:16	04/13/11 09:20
3529138005	SB-3-1	Solid	04/12/11 16:25	04/13/11 09:20
3529138006	SB-3-2	Solid	04/12/11 10:26	04/13/11 09:20
3529138007	SB-8-1	Solid	04/12/11 13:10	04/13/11 09:20
3529138008	SB-8-2	Solid	04/12/11 13:11	04/13/11 09:20
3529138009	SB-7-1	Solid	04/12/11 13:35	04/13/11 09:20
3529138010	SB-7-2	Solid	04/12/11 13:36	04/13/11 09:20
3529138011	SB-6-1	Solid	04/12/11 14:30	04/13/11 09:20
3529138012	SB-6-2	Solid	04/12/11 14:31	04/13/11 09:20
3529138013	SB-5-1	Solid	04/12/11 15:00	04/13/11 09:20
3529138014	SB-5-2	Solid	04/12/11 15:01	04/13/11 09:20
3529138015	SB-4-1	Solid	04/12/11 15:25	04/13/11 09:20
3529138016	SB-4-2	Solid	04/12/11 15:26	04/13/11 09:20
3529138017	SB-7-GW	Water	04/13/11 10:05	04/14/11 08:00
3529138018	SB-6-GW	Water	04/13/11 10:42	04/14/11 08:00
3529138019	SB-5-GW	Water	04/13/11 11:26	04/14/11 08:00
3529138020	SB-4-GW	Water	04/13/11 12:01	04/14/11 08:00
3529138021	DUP-1-GW	Water	04/13/11 12:01	04/14/11 08:00
3529138022	MW-2	Water	04/13/11 13:57	04/14/11 08:00
3529138023	MW-1	Water	04/13/11 14:39	04/14/11 08:00
3529138024	EB	Water	04/13/11 15:00	04/14/11 08:00
3529138025	DUP-S1	Solid	04/12/11 14:31	04/13/11 09:20

REPORT OF LABORATORY ANALYSIS

This report shall not be reproduced, except in full,
without the written consent of Pace Analytical Services, Inc..



SAMPLE ANALYTE COUNT

Project: 103-82514/LES
Pace Project No.: 3529138

Lab ID	Sample ID	Method	Analysts	Analytes Reported	Laboratory
3529138001	SB-1-1	FL-PRO	KMH	3	PASI-O
		EPA 6010	TAP	7	PASI-O
		EPA 7471	DRS	1	PASI-O
		EPA 8270	EAO	20	PASI-O
		EPA 8260	JBH	35	PASI-O
		ASTM D2974-87	GMD	1	PASI-O
3529138002	SB-1-2	FL-PRO	KMH	3	PASI-O
		EPA 6010	TAP	7	PASI-O
		EPA 7471	DRS	1	PASI-O
		EPA 8270	EAO	20	PASI-O
		EPA 8260	JBH	35	PASI-O
		ASTM D2974-87	GMD	1	PASI-O
3529138003	SB-2-1	FL-PRO	KMH	3	PASI-O
		EPA 6010	TAP	7	PASI-O
		EPA 7471	DRS	1	PASI-O
		EPA 8270	EAO	20	PASI-O
		EPA 8260	JBH	35	PASI-O
		ASTM D2974-87	GMD	1	PASI-O
3529138004	SB-2-2	FL-PRO	KMH	3	PASI-O
		EPA 6010	TAP	7	PASI-O
		EPA 7471	DRS	1	PASI-O
		EPA 8270	EAO	20	PASI-O
		EPA 8260	JBH	35	PASI-O
		ASTM D2974-87	GMD	1	PASI-O
3529138005	SB-3-1	FL-PRO	KMH	3	PASI-O
		EPA 6010	TAP	7	PASI-O
		EPA 7471	DRS	1	PASI-O
		EPA 8270	EAO	20	PASI-O
		EPA 8260	JBH	35	PASI-O
		ASTM D2974-87	GMD	1	PASI-O
3529138006	SB-3-2	FL-PRO	KMH	3	PASI-O
		EPA 6010	TAP	7	PASI-O
		EPA 7471	DRS	1	PASI-O
		EPA 8270	EAO	20	PASI-O
		EPA 8260	JBH	35	PASI-O
		ASTM D2974-87	GMD	1	PASI-O
3529138007	SB-8-1	FL-PRO	KMH	3	PASI-O

REPORT OF LABORATORY ANALYSIS

This report shall not be reproduced, except in full,
without the written consent of Pace Analytical Services, Inc..



SAMPLE ANALYTE COUNT

Project: 103-82514/LES
Pace Project No.: 3529138

Lab ID	Sample ID	Method	Analysts	Analytes Reported	Laboratory
3529138008	SB-8-2	EPA 6010	TAP	7	PASI-O
		EPA 7471	DRS	1	PASI-O
		EPA 8270	EAO	20	PASI-O
		EPA 8260	JBH	35	PASI-O
		ASTM D2974-87	GMD	1	PASI-O
		FL-PRO	KMH	3	PASI-O
		EPA 6010	TAP	7	PASI-O
		EPA 7471	DRS	1	PASI-O
		EPA 8270	EAO	20	PASI-O
		EPA 8260	JBH	35	PASI-O
3529138009	SB-7-1	ASTM D2974-87	GMD	1	PASI-O
		FL-PRO	KMH	3	PASI-O
		EPA 6010	TAP	7	PASI-O
		EPA 7471	DRS	1	PASI-O
		EPA 8270	EAO	20	PASI-O
		EPA 8260	JBH	35	PASI-O
		ASTM D2974-87	GMD	1	PASI-O
		FL-PRO	KMH	3	PASI-O
		EPA 6010	TAP	7	PASI-O
		EPA 7471	DRS	1	PASI-O
3529138010	SB-7-2	EPA 8270	EAO	20	PASI-O
		EPA 8260	JBH	35	PASI-O
		ASTM D2974-87	GMD	1	PASI-O
		FL-PRO	KMH	3	PASI-O
		EPA 6010	TAP	7	PASI-O
		EPA 7471	DRS	1	PASI-O
		EPA 8270	EAO	20	PASI-O
		EPA 8260	JBH	35	PASI-O
		ASTM D2974-87	GMD	1	PASI-O
		FL-PRO	KMH	3	PASI-O
3529138011	SB-6-1	EPA 6010	TAP	7	PASI-O
		EPA 7471	DRS	1	PASI-O
		EPA 8270	EAO	20	PASI-O
		EPA 8260	JBH	35	PASI-O
		ASTM D2974-87	GMD	1	PASI-O
		FL-PRO	KMH	3	PASI-O
		EPA 6010	TAP	7	PASI-O
		EPA 7471	DRS	1	PASI-O
		EPA 8270	EAO	20	PASI-O
		EPA 8260	JBH	35	PASI-O
3529138012	SB-6-2	ASTM D2974-87	GMD	1	PASI-O
		FL-PRO	KMH	3	PASI-O
		EPA 6010	TAP	7	PASI-O
		EPA 7471	DRS	1	PASI-O
		EPA 8270	EAO	20	PASI-O
		EPA 8260	JBH	35	PASI-O
		ASTM D2974-87	GMD	1	PASI-O
		FL-PRO	KMH	3	PASI-O
		EPA 6010	TAP	7	PASI-O
		EPA 7471	DRS	1	PASI-O
3529138013	SB-5-1	ASTM D2974-87	GMD	1	PASI-O
		FL-PRO	KMH	3	PASI-O
		EPA 6010	TAP	7	PASI-O

REPORT OF LABORATORY ANALYSIS

This report shall not be reproduced, except in full,
without the written consent of Pace Analytical Services, Inc..



SAMPLE ANALYTE COUNT

Project: 103-82514/LES
Pace Project No.: 3529138

Lab ID	Sample ID	Method	Analysts	Analytes Reported	Laboratory
3529138014	SB-5-2	EPA 7471	DRS	1	PASI-O
		EPA 8270	EAO	20	PASI-O
		EPA 8260	JBH	35	PASI-O
		ASTM D2974-87	GMD	1	PASI-O
		FL-PRO	KMH	3	PASI-O
		EPA 6010	TAP	7	PASI-O
		EPA 7471	DRS	1	PASI-O
		EPA 8270	EAO	20	PASI-O
3529138015	SB-4-1	EPA 8260	JBH	35	PASI-O
		ASTM D2974-87	GMD	1	PASI-O
		FL-PRO	KMH	3	PASI-O
		EPA 6010	TAP	7	PASI-O
		EPA 7471	DRS	1	PASI-O
		EPA 8270	EAO	20	PASI-O
		EPA 8260	JBH	35	PASI-O
		ASTM D2974-87	GMD	1	PASI-O
3529138016	SB-4-2	FL-PRO	KMH	3	PASI-O
		EPA 6010	TAP	7	PASI-O
		EPA 7471	DRS	1	PASI-O
		EPA 8270	EAO	20	PASI-O
		EPA 8260	JBH	35	PASI-O
		ASTM D2974-87	GMD	1	PASI-O
		FL-PRO	KMH	3	PASI-O
		EPA 6010	TAP	7	PASI-O
3529138017	SB-7-GW	EPA 7470	DRS	1	PASI-O
		EPA 8270 by SCAN	WFH	20	PASI-O
		EPA 8260	ABD	36	PASI-O
		FL-PRO	KMH	3	PASI-O
		EPA 6010	TAP	7	PASI-O
		EPA 7470	DRS	1	PASI-O
		EPA 8270 by SCAN	WFH	20	PASI-O
		EPA 8260	ABD	36	PASI-O
3529138018	SB-6-GW	FL-PRO	KMH	3	PASI-O
		EPA 6010	TAP	7	PASI-O
		EPA 7470	DRS	1	PASI-O
		EPA 8270 by SCAN	WFH	20	PASI-O
		EPA 8260	ABD	36	PASI-O
		FL-PRO	KMH	3	PASI-O
		EPA 6010	TAP	7	PASI-O
		EPA 7470	DRS	1	PASI-O
3529138019	SB-5-GW	EPA 8270 by SCAN	WFH	20	PASI-O
		EPA 8260	ABD	36	PASI-O
		FL-PRO	KMH	3	PASI-O
		EPA 6010	TAP	7	PASI-O
		EPA 7470	DRS	1	PASI-O
		EPA 8270 by SCAN	WFH	20	PASI-O
		EPA 8260	ABD	36	PASI-O
		EPA 7470	DRS	1	PASI-O

REPORT OF LABORATORY ANALYSIS

This report shall not be reproduced, except in full,
without the written consent of Pace Analytical Services, Inc..



SAMPLE ANALYTE COUNT

Project: 103-82514/LES
Pace Project No.: 3529138

Lab ID	Sample ID	Method	Analysts	Analytes Reported	Laboratory
3529138020	SB-4-GW	FL-PRO	KMH	3	PASI-O
		EPA 6010	TAP	7	PASI-O
		EPA 7470	DRS	1	PASI-O
		EPA 8270 by SCAN	WFH	20	PASI-O
		EPA 8260	ABD	36	PASI-O
3529138021	DUP-1-GW	FL-PRO	KMH	3	PASI-O
		EPA 6010	TAP	7	PASI-O
		EPA 7470	DRS	1	PASI-O
		EPA 8270 by SCAN	WFH	20	PASI-O
		EPA 8260	ABD	36	PASI-O
3529138022	MW-2	FL-PRO	KMH	3	PASI-O
		EPA 6010	TAP	7	PASI-O
		EPA 7470	DRS	1	PASI-O
		EPA 8270 by SCAN	WFH	20	PASI-O
		EPA 8260	ABD	36	PASI-O
3529138023	MW-1	FL-PRO	KMH	3	PASI-O
		EPA 6010	TAP	7	PASI-O
		EPA 7470	DRS	1	PASI-O
		EPA 8270 by SCAN	WFH	20	PASI-O
		EPA 8260	ABD	36	PASI-O
3529138024	EB	FL-PRO	KMH	3	PASI-O
		EPA 6010	TAP	7	PASI-O
		EPA 7470	DRS	1	PASI-O
		EPA 8270 by SCAN	WFH	20	PASI-O
		EPA 8260	ABD	36	PASI-O
3529138025	DUP-S1	FL-PRO	KMH	3	PASI-O
		EPA 6010	TAP	7	PASI-O
		EPA 7471	DRS	1	PASI-O
		EPA 8270	EAO	20	PASI-O
		EPA 8260	JBH	35	PASI-O
		ASTM D2974-87	GMD	1	PASI-O

REPORT OF LABORATORY ANALYSIS

This report shall not be reproduced, except in full,
without the written consent of Pace Analytical Services, Inc..



HITS ONLY

Project: 103-82514/LES
Pace Project No.: 3529138

Lab Sample ID	Client Sample ID	Result	Units	Report Limit	Analyzed	Qualifiers
Method	Parameters					
3529138001	SB-1-1					
FL-PRO	Petroleum Range Organics	17.2	mg/kg	4.9	04/17/11 02:07	
EPA 6010	Arsenic	0.42	l mg/kg	0.52	04/16/11 01:25	
EPA 6010	Barium	7.6	mg/kg	0.52	04/16/11 01:25	
EPA 6010	Cadmium	0.050	l mg/kg	0.052	04/16/11 01:25	
EPA 6010	Chromium	1.4	mg/kg	0.26	04/16/11 01:25	
EPA 6010	Lead	7.7	mg/kg	0.52	04/16/11 01:25	
EPA 8270	Acenaphthylene	5.5	l ug/kg	39.9	04/19/11 00:15	
EPA 8270	Anthracene	9.6	l ug/kg	39.9	04/19/11 00:15	
EPA 8270	Benzo(a)pyrene	16.6	l ug/kg	39.9	04/19/11 00:15	
EPA 8270	Benzo(b)fluoranthene	25.3	l ug/kg	39.9	04/19/11 00:15	
EPA 8270	Benzo(g,h,i)perylene	21.3	l ug/kg	39.9	04/19/11 00:15	
EPA 8270	Benzo(k)fluoranthene	10.7	l ug/kg	39.9	04/19/11 00:15	
EPA 8270	Chrysene	16.1	l ug/kg	39.9	04/19/11 00:15	
EPA 8270	Fluoranthene	13.1	l ug/kg	39.9	04/19/11 00:15	
EPA 8270	Indeno(1,2,3-cd)pyrene	12.3	l ug/kg	39.9	04/19/11 00:15	
EPA 8270	Phenanthrene	5.3	l ug/kg	39.9	04/19/11 00:15	
EPA 8270	Pyrene	14.4	l ug/kg	39.9	04/19/11 00:15	
EPA 8260	Methylene Chloride	3.7	l ug/kg	6.1	04/14/11 21:52	
EPA 8260	Toluene	9.2	ug/kg	6.1	04/14/11 21:52	
ASTM D2974-87	Percent Moisture	17.9	%	0.10	04/15/11 17:16	
3529138002	SB-1-2					
FL-PRO	Petroleum Range Organics	424	mg/kg	4.8	04/17/11 02:39	
EPA 6010	Arsenic	0.61	mg/kg	0.47	04/16/11 01:28	
EPA 6010	Barium	20.5	mg/kg	0.47	04/16/11 01:28	
EPA 6010	Cadmium	0.20	mg/kg	0.047	04/16/11 01:28	
EPA 6010	Chromium	5.5	mg/kg	0.24	04/16/11 01:28	
EPA 6010	Lead	37.7	mg/kg	0.47	04/16/11 01:28	
EPA 8270	Acenaphthylene	34.8	l ug/kg	39.2	04/19/11 01:15	
EPA 8270	Anthracene	21.3	l ug/kg	39.2	04/19/11 01:15	
EPA 8270	Benzo(a)anthracene	5.2	l ug/kg	39.2	04/19/11 01:15	
EPA 8270	Benzo(a)pyrene	39.6	ug/kg	39.2	04/19/11 01:15	
EPA 8270	Benzo(b)fluoranthene	53.0	ug/kg	39.2	04/19/11 01:15	
EPA 8270	Benzo(g,h,i)perylene	43.8	ug/kg	39.2	04/19/11 01:15	
EPA 8270	Benzo(k)fluoranthene	19.3	l ug/kg	39.2	04/19/11 01:15	
EPA 8270	Chrysene	31.4	l ug/kg	39.2	04/19/11 01:15	
EPA 8270	Dibenz(a,h)anthracene	8.7	l ug/kg	39.2	04/19/11 01:15	
EPA 8270	Fluoranthene	47.1	ug/kg	39.2	04/19/11 01:15	
EPA 8270	Indeno(1,2,3-cd)pyrene	32.5	l ug/kg	39.2	04/19/11 01:15	
EPA 8270	1-Methylnaphthalene	24.8	l ug/kg	39.2	04/19/11 01:15	
EPA 8270	2-Methylnaphthalene	28.3	l ug/kg	39.2	04/19/11 01:15	
EPA 8270	Naphthalene	12.3	l ug/kg	39.2	04/19/11 01:15	
EPA 8270	Phenanthrene	34.1	l ug/kg	39.2	04/19/11 01:15	
EPA 8270	Pyrene	46.9	ug/kg	39.2	04/19/11 01:15	
EPA 8260	Methylene Chloride	8.2	ug/kg	5.9	04/14/11 15:59	Z3
ASTM D2974-87	Percent Moisture	15.8	%	0.10	04/15/11 17:16	

REPORT OF LABORATORY ANALYSIS

This report shall not be reproduced, except in full,
without the written consent of Pace Analytical Services, Inc..



HITS ONLY

Project: 103-82514/LES
Pace Project No.: 3529138

Lab Sample ID	Client Sample ID	Result	Units	Report Limit	Analyzed	Qualifiers
Method	Parameters					
3529138003	SB-2-1					
FL-PRO	Petroleum Range Organics	10200	mg/kg	2220	04/19/11 08:14	D4
EPA 6010	Arsenic	4.2	mg/kg	0.41	04/16/11 01:31	
EPA 6010	Barium	68.4	mg/kg	0.41	04/16/11 01:31	
EPA 6010	Cadmium	0.63	mg/kg	0.041	04/16/11 01:31	
EPA 6010	Chromium	2.9	mg/kg	0.21	04/16/11 01:31	
EPA 6010	Lead	217	mg/kg	0.41	04/16/11 01:31	
EPA 7471	Mercury	0.20	mg/kg	0.047	04/18/11 12:46	
EPA 8270	Acenaphthene	2690	ug/kg	438	04/19/11 04:56	
EPA 8270	Acenaphthylene	1770	ug/kg	438	04/19/11 04:56	
EPA 8270	Anthracene	1570	ug/kg	438	04/19/11 04:56	
EPA 8270	Benzo(a)anthracene	1480	ug/kg	438	04/19/11 04:56	D3
EPA 8270	Benzo(a)pyrene	1160	ug/kg	438	04/19/11 04:56	
EPA 8270	Benzo(b)fluoranthene	1600	ug/kg	438	04/19/11 04:56	
EPA 8270	Benzo(g,h,i)perylene	819	ug/kg	438	04/19/11 04:56	
EPA 8270	Benzo(k)fluoranthene	569	ug/kg	438	04/19/11 04:56	
EPA 8270	Chrysene	1430	ug/kg	438	04/19/11 04:56	
EPA 8270	Dibenz(a,h)anthracene	223	ug/kg	438	04/19/11 04:56	
EPA 8270	Fluoranthene	4140	ug/kg	438	04/19/11 04:56	
EPA 8270	Fluorene	4470	ug/kg	438	04/19/11 04:56	
EPA 8270	Indeno(1,2,3-cd)pyrene	687	ug/kg	438	04/19/11 04:56	
EPA 8270	1-Methylnaphthalene	33400	ug/kg	438	04/19/11 04:56	
EPA 8270	2-Methylnaphthalene	56700	ug/kg	876	04/19/11 13:54	D4
EPA 8270	Naphthalene	1230	ug/kg	438	04/19/11 04:56	
EPA 8270	Phenanthrene	10700	ug/kg	438	04/19/11 04:56	
EPA 8270	Pyrene	3890	ug/kg	438	04/19/11 04:56	
ASTM D2974-87	Percent Moisture	10.2	%	0.10	04/15/11 17:16	
3529138004	SB-2-2					
FL-PRO	Petroleum Range Organics	4380	mg/kg	472	04/19/11 08:45	D4
EPA 6010	Arsenic	1.2	mg/kg	0.46	04/16/11 01:35	
EPA 6010	Barium	36.7	mg/kg	0.46	04/16/11 01:35	
EPA 6010	Cadmium	0.11	mg/kg	0.046	04/16/11 01:35	
EPA 6010	Chromium	3.3	mg/kg	0.23	04/16/11 01:35	
EPA 6010	Lead	91.7	mg/kg	0.46	04/16/11 01:35	
EPA 7471	Mercury	0.052	mg/kg	0.046	04/18/11 12:50	
EPA 8270	Acenaphthene	642	ug/kg	195	04/19/11 06:17	
EPA 8270	Acenaphthylene	543	ug/kg	195	04/19/11 06:17	
EPA 8270	Anthracene	293	ug/kg	195	04/19/11 06:17	
EPA 8270	Benzo(a)anthracene	194	ug/kg	195	04/19/11 06:17	D3
EPA 8270	Benzo(a)pyrene	203	ug/kg	195	04/19/11 06:17	
EPA 8270	Benzo(b)fluoranthene	309	ug/kg	195	04/19/11 06:17	
EPA 8270	Benzo(g,h,i)perylene	168	ug/kg	195	04/19/11 06:17	
EPA 8270	Benzo(k)fluoranthene	81.8	ug/kg	195	04/19/11 06:17	
EPA 8270	Chrysene	222	ug/kg	195	04/19/11 06:17	
EPA 8270	Dibenz(a,h)anthracene	44.7	ug/kg	195	04/19/11 06:17	
EPA 8270	Fluoranthene	717	ug/kg	195	04/19/11 06:17	
EPA 8270	Fluorene	1180	ug/kg	195	04/19/11 06:17	
EPA 8270	Indeno(1,2,3-cd)pyrene	137	ug/kg	195	04/19/11 06:17	

REPORT OF LABORATORY ANALYSIS

This report shall not be reproduced, except in full,
without the written consent of Pace Analytical Services, Inc..



HITS ONLY

Project: 103-82514/LES
Pace Project No.: 3529138

Lab Sample ID	Client Sample ID	Result	Units	Report Limit	Analyzed	Qualifiers
Method	Parameters					
3529138004	SB-2-2					
EPA 8270	1-Methylnaphthalene	17200 ug/kg		195	04/19/11 06:17	
EPA 8270	2-Methylnaphthalene	25800 ug/kg		974	04/19/11 12:48	D4
EPA 8270	Naphthalene	545 ug/kg		195	04/19/11 06:17	
EPA 8270	Phenanthrene	2110 ug/kg		195	04/19/11 06:17	
EPA 8270	Pyrene	619 ug/kg		195	04/19/11 06:17	
ASTM D2974-87	Percent Moisture	15.6 %		0.10	04/15/11 17:16	
3529138005	SB-3-1					
FL-PRO	Petroleum Range Organics	22.2 mg/kg		4.7	04/18/11 12:07	
EPA 6010	Arsenic	0.79 mg/kg		0.48	04/16/11 01:38	
EPA 6010	Barium	9.8 mg/kg		0.48	04/16/11 01:38	
EPA 6010	Cadmium	0.11 mg/kg		0.048	04/16/11 01:38	
EPA 6010	Chromium	2.9 mg/kg		0.24	04/16/11 01:38	
EPA 6010	Lead	20.3 mg/kg		0.48	04/16/11 01:38	
EPA 7471	Mercury	0.028 l mg/kg		0.045	04/18/11 12:52	
EPA 8270	Acenaphthene	5.1 l ug/kg		39.0	04/19/11 01:35	
EPA 8270	Acenaphthylene	26.4 l ug/kg		39.0	04/19/11 01:35	
EPA 8270	Anthracene	15.8 l ug/kg		39.0	04/19/11 01:35	
EPA 8270	Benzo(a)pyrene	27.3 l ug/kg		39.0	04/19/11 01:35	
EPA 8270	Benzo(b)fluoranthene	27.2 l ug/kg		39.0	04/19/11 01:35	
EPA 8270	Benzo(g,h,i)perylene	20.0 l ug/kg		39.0	04/19/11 01:35	
EPA 8270	Chrysene	21.9 l ug/kg		39.0	04/19/11 01:35	
EPA 8270	Fluoranthene	24.8 l ug/kg		39.0	04/19/11 01:35	
EPA 8270	Fluorene	7.9 l ug/kg		39.0	04/19/11 01:35	
EPA 8270	Indeno(1,2,3-cd)pyrene	12.2 l ug/kg		39.0	04/19/11 01:35	
EPA 8270	1-Methylnaphthalene	5.5 l ug/kg		39.0	04/19/11 01:35	
EPA 8270	2-Methylnaphthalene	7.4 l ug/kg		39.0	04/19/11 01:35	
EPA 8270	Naphthalene	8.6 l ug/kg		39.0	04/19/11 01:35	
EPA 8270	Phenanthrene	27.2 l ug/kg		39.0	04/19/11 01:35	
EPA 8270	Pyrene	53.4 ug/kg		39.0	04/19/11 01:35	
ASTM D2974-87	Percent Moisture	16.2 %		0.10	04/15/11 17:17	
3529138006	SB-3-2					
FL-PRO	Petroleum Range Organics	250 mg/kg		4.6	04/18/11 12:38	
EPA 6010	Arsenic	7.5 mg/kg		0.45	04/16/11 01:48	
EPA 6010	Barium	77.7 mg/kg		0.45	04/16/11 01:48	
EPA 6010	Cadmium	0.73 mg/kg		0.045	04/16/11 01:48	
EPA 6010	Chromium	3.2 mg/kg		0.23	04/16/11 01:48	
EPA 6010	Lead	205 mg/kg		0.45	04/16/11 01:48	
EPA 6010	Silver	0.18 l mg/kg		0.23	04/16/11 01:48	
EPA 7471	Mercury	0.19 mg/kg		0.048	04/18/11 13:01	
EPA 8270	Acenaphthene	59.9 ug/kg		37.8	04/19/11 01:55	
EPA 8270	Acenaphthylene	117 ug/kg		37.8	04/19/11 01:55	
EPA 8270	Anthracene	214 ug/kg		37.8	04/19/11 01:55	
EPA 8270	Benzo(a)anthracene	961 ug/kg		37.8	04/19/11 01:55	
EPA 8270	Benzo(a)pyrene	1100 ug/kg		37.8	04/19/11 01:55	
EPA 8270	Benzo(b)fluoranthene	1490 ug/kg		37.8	04/19/11 01:55	
EPA 8270	Benzo(g,h,i)perylene	762 ug/kg		37.8	04/19/11 01:55	

REPORT OF LABORATORY ANALYSIS

This report shall not be reproduced, except in full,
without the written consent of Pace Analytical Services, Inc..



HITS ONLY

Project: 103-82514/LES
Pace Project No.: 3529138

Lab Sample ID Method	Client Sample ID Parameters	Result	Units	Report Limit	Analyzed	Qualifiers
3529138006	SB-3-2					
EPA 8270	Benzo(k)fluoranthene	531	ug/kg	37.8	04/19/11 01:55	
EPA 8270	Chrysene	868	ug/kg	37.8	04/19/11 01:55	
EPA 8270	Dibenz(a,h)anthracene	236	ug/kg	37.8	04/19/11 01:55	
EPA 8270	Fluoranthene	1030	ug/kg	37.8	04/19/11 01:55	
EPA 8270	Fluorene	95.8	ug/kg	37.8	04/19/11 01:55	
EPA 8270	Indeno(1,2,3-cd)pyrene	671	ug/kg	37.8	04/19/11 01:55	
EPA 8270	1-Methylnaphthalene	260	ug/kg	37.8	04/19/11 01:55	
EPA 8270	2-Methylnaphthalene	314	ug/kg	37.8	04/19/11 01:55	
EPA 8270	Naphthalene	76.4	ug/kg	37.8	04/19/11 01:55	
EPA 8270	Phenanthrene	478	ug/kg	37.8	04/19/11 01:55	
EPA 8270	Pyrene	1100	ug/kg	37.8	04/19/11 01:55	
EPA 8260	Benzene	10.3	ug/kg	7.8	04/14/11 17:27	
EPA 8260	Toluene	4.9	ug/kg	7.8	04/14/11 17:27	
ASTM D2974-87	Percent Moisture	12.7	%	0.10	04/15/11 17:17	
3529138007	SB-8-1					
FL-PRO	Petroleum Range Organics	23.7	mg/kg	4.6	04/18/11 13:42	
EPA 6010	Arsenic	8.0	mg/kg	0.48	04/16/11 01:52	
EPA 6010	Barium	9.1	mg/kg	0.48	04/16/11 01:52	
EPA 6010	Cadmium	0.29	mg/kg	0.048	04/16/11 01:52	
EPA 6010	Chromium	11.6	mg/kg	0.24	04/16/11 01:52	
EPA 6010	Lead	63.6	mg/kg	0.48	04/16/11 01:52	
EPA 8270	Acenaphthene	92.1	ug/kg	52.7	04/19/11 02:15	
EPA 8270	Acenaphthylene	54.0	ug/kg	52.7	04/19/11 02:15	
EPA 8270	Anthracene	249	ug/kg	52.7	04/19/11 02:15	
EPA 8270	Benzo(a)anthracene	226	ug/kg	52.7	04/19/11 02:15	
EPA 8270	Benzo(a)pyrene	137	ug/kg	52.7	04/19/11 02:15	
EPA 8270	Benzo(b)fluoranthene	216	ug/kg	52.7	04/19/11 02:15	
EPA 8270	Benzo(g,h,i)perylene	73.9	ug/kg	52.7	04/19/11 02:15	
EPA 8270	Benzo(k)fluoranthene	73.0	ug/kg	52.7	04/19/11 02:15	
EPA 8270	Chrysene	227	ug/kg	52.7	04/19/11 02:15	
EPA 8270	Dibenz(a,h)anthracene	25.7	ug/kg	52.7	04/19/11 02:15	
EPA 8270	Fluoranthene	923	ug/kg	52.7	04/19/11 02:15	
EPA 8270	Fluorene	150	ug/kg	52.7	04/19/11 02:15	
EPA 8270	Indeno(1,2,3-cd)pyrene	71.6	ug/kg	52.7	04/19/11 02:15	
EPA 8270	1-Methylnaphthalene	12.1	ug/kg	52.7	04/19/11 02:15	
EPA 8270	2-Methylnaphthalene	17.9	ug/kg	52.7	04/19/11 02:15	
EPA 8270	Naphthalene	6.6	ug/kg	52.7	04/19/11 02:15	
EPA 8270	Phenanthrene	838	ug/kg	52.7	04/19/11 02:15	
EPA 8270	Pyrene	647	ug/kg	52.7	04/19/11 02:15	
ASTM D2974-87	Percent Moisture	14.6	%	0.10	04/15/11 17:17	
3529138008	SB-8-2					
FL-PRO	Petroleum Range Organics	8.8	mg/kg	4.7	04/18/11 14:14	
EPA 6010	Arsenic	0.38	mg/kg	0.50	04/16/11 01:55	
EPA 6010	Barium	9.1	mg/kg	0.50	04/16/11 01:55	
EPA 6010	Chromium	6.0	mg/kg	0.25	04/16/11 01:55	
EPA 6010	Lead	4.3	mg/kg	0.50	04/16/11 01:55	

REPORT OF LABORATORY ANALYSIS

This report shall not be reproduced, except in full,
without the written consent of Pace Analytical Services, Inc..



HITS ONLY

Project: 103-82514/LES
Pace Project No.: 3529138

Lab Sample ID	Client Sample ID	Result	Units	Report Limit	Analyzed	Qualifiers
Method	Parameters					
3529138008	SB-8-2					
EPA 8270	Acenaphthene	54.7	ug/kg	39.0	04/19/11 02:35	
EPA 8270	Acenaphthylene	17.1	ug/kg	39.0	04/19/11 02:35	
EPA 8270	Anthracene	101	ug/kg	39.0	04/19/11 02:35	
EPA 8270	Benzo(a)anthracene	85.6	ug/kg	39.0	04/19/11 02:35	
EPA 8270	Benzo(a)pyrene	47.8	ug/kg	39.0	04/19/11 02:35	
EPA 8270	Benzo(b)fluoranthene	80.4	ug/kg	39.0	04/19/11 02:35	
EPA 8270	Benzo(g,h,i)perylene	22.4	ug/kg	39.0	04/19/11 02:35	
EPA 8270	Benzo(k)fluoranthene	27.2	ug/kg	39.0	04/19/11 02:35	
EPA 8270	Chrysene	101	ug/kg	39.0	04/19/11 02:35	
EPA 8270	Dibenz(a,h)anthracene	9.3	ug/kg	39.0	04/19/11 02:35	
EPA 8270	Fluoranthene	363	ug/kg	39.0	04/19/11 02:35	
EPA 8270	Fluorene	75.0	ug/kg	39.0	04/19/11 02:35	
EPA 8270	Indeno(1,2,3-cd)pyrene	22.3	ug/kg	39.0	04/19/11 02:35	
EPA 8270	1-Methylnaphthalene	8.5	ug/kg	39.0	04/19/11 02:35	
EPA 8270	2-Methylnaphthalene	12.3	ug/kg	39.0	04/19/11 02:35	
EPA 8270	Naphthalene	4.3	ug/kg	39.0	04/19/11 02:35	
EPA 8270	Phenanthrene	286	ug/kg	39.0	04/19/11 02:35	
EPA 8270	Pyrene	254	ug/kg	39.0	04/19/11 02:35	
EPA 8260	Methylene Chloride	5.6	ug/kg	5.5	04/14/11 18:27	Z3
ASTM D2974-87	Percent Moisture	15.6	%	0.10	04/15/11 17:17	
3529138009	SB-7-1					
FL-PRO	Petroleum Range Organics	543	mg/kg	4.2	04/18/11 14:45	
EPA 6010	Arsenic	5.9	mg/kg	0.44	04/16/11 01:58	
EPA 6010	Barium	19.4	mg/kg	0.44	04/16/11 01:58	
EPA 6010	Cadmium	0.26	mg/kg	0.044	04/16/11 01:58	
EPA 6010	Chromium	8.2	mg/kg	0.22	04/16/11 01:58	
EPA 6010	Lead	45.2	mg/kg	0.44	04/16/11 01:58	
EPA 7471	Mercury	0.037	ug/kg	0.042	04/18/11 13:10	J(M1)
EPA 8270	Acenaphthylene	145	ug/kg	415	04/19/11 05:16	
EPA 8270	Anthracene	81.2	ug/kg	415	04/19/11 05:16	
EPA 8270	Benzo(a)pyrene	132	ug/kg	415	04/19/11 05:16	
EPA 8270	Benzo(b)fluoranthene	230	ug/kg	415	04/19/11 05:16	
EPA 8270	Benzo(g,h,i)perylene	171	ug/kg	415	04/19/11 05:16	
EPA 8270	Chrysene	128	ug/kg	415	04/19/11 05:16	
EPA 8270	Fluoranthene	209	ug/kg	415	04/19/11 05:16	
EPA 8270	Indeno(1,2,3-cd)pyrene	93.9	ug/kg	415	04/19/11 05:16	
EPA 8270	Phenanthrene	85.1	ug/kg	415	04/19/11 05:16	
EPA 8270	Pyrene	213	ug/kg	415	04/19/11 05:16	
ASTM D2974-87	Percent Moisture	4.7	%	0.10	04/15/11 17:18	
3529138010	SB-7-2					
FL-PRO	Petroleum Range Organics	89.8	mg/kg	4.3	04/18/11 15:17	
EPA 6010	Arsenic	10.9	mg/kg	0.44	04/16/11 02:02	
EPA 6010	Barium	8.8	mg/kg	0.44	04/16/11 02:02	
EPA 6010	Cadmium	0.13	mg/kg	0.044	04/16/11 02:02	
EPA 6010	Chromium	7.3	mg/kg	0.22	04/16/11 02:02	
EPA 6010	Lead	42.0	mg/kg	0.44	04/16/11 02:02	

REPORT OF LABORATORY ANALYSIS

This report shall not be reproduced, except in full,
without the written consent of Pace Analytical Services, Inc..



HITS ONLY

Project: 103-82514/LES
Pace Project No.: 3529138

Lab Sample ID	Client Sample ID	Result	Units	Report Limit	Analyzed	Qualifiers
Method	Parameters					
3529138010	SB-7-2					
EPA 7471	Mercury	0.041	mg/kg	0.046	04/18/11 13:19	
EPA 8270	Acenaphthylene	31.0	ug/kg	176	04/19/11 05:36	
EPA 8270	Anthracene	22.5	ug/kg	176	04/19/11 05:36	
EPA 8270	Benzo(a)pyrene	43.1	ug/kg	176	04/19/11 05:36	
EPA 8270	Benzo(b)fluoranthene	59.2	ug/kg	176	04/19/11 05:36	
EPA 8270	Benzo(g,h,i)perylene	49.5	ug/kg	176	04/19/11 05:36	
EPA 8270	Chrysene	39.8	ug/kg	176	04/19/11 05:36	
EPA 8270	Fluoranthene	67.7	ug/kg	176	04/19/11 05:36	
EPA 8270	Indeno(1,2,3-cd)pyrene	29.4	ug/kg	176	04/19/11 05:36	
EPA 8270	Phenanthrene	23.4	ug/kg	176	04/19/11 05:36	
EPA 8270	Pyrene	67.4	ug/kg	176	04/19/11 05:36	
ASTM D2974-87	Percent Moisture	7.9	%	0.10	04/15/11 17:18	
3529138011	SB-6-1					
FL-PRO	Petroleum Range Organics	46.0	mg/kg	4.0	04/18/11 15:49	
EPA 6010	Arsenic	0.90	mg/kg	0.41	04/16/11 02:05	
EPA 6010	Barium	8.0	mg/kg	0.41	04/16/11 02:05	
EPA 6010	Cadmium	0.15	mg/kg	0.041	04/16/11 02:05	
EPA 6010	Chromium	5.6	mg/kg	0.21	04/16/11 02:05	
EPA 6010	Lead	17.4	mg/kg	0.41	04/16/11 02:05	
EPA 7471	Mercury	0.013	mg/kg	0.043	04/18/11 13:22	
EPA 8270	Acenaphthylene	9.1	ug/kg	66.5	04/19/11 02:55	
EPA 8270	Anthracene	10.4	ug/kg	66.5	04/19/11 02:55	
EPA 8270	Benzo(a)anthracene	7.6	ug/kg	66.5	04/19/11 02:55	
EPA 8270	Benzo(a)pyrene	50.7	ug/kg	66.5	04/19/11 02:55	
EPA 8270	Benzo(b)fluoranthene	88.4	ug/kg	66.5	04/19/11 02:55	
EPA 8270	Benzo(g,h,i)perylene	49.3	ug/kg	66.5	04/19/11 02:55	
EPA 8270	Benzo(k)fluoranthene	32.4	ug/kg	66.5	04/19/11 02:55	
EPA 8270	Chrysene	59.9	ug/kg	66.5	04/19/11 02:55	
EPA 8270	Dibenz(a,h)anthracene	14.6	ug/kg	66.5	04/19/11 02:55	
EPA 8270	Fluoranthene	60.6	ug/kg	66.5	04/19/11 02:55	
EPA 8270	Indeno(1,2,3-cd)pyrene	40.3	ug/kg	66.5	04/19/11 02:55	
EPA 8270	Phenanthrene	12.4	ug/kg	66.5	04/19/11 02:55	
EPA 8270	Pyrene	53.4	ug/kg	66.5	04/19/11 02:55	
EPA 8260	Methylene Chloride	18.7	ug/kg	6.3	04/14/11 19:55	
EPA 8260	Toluene	21.6	ug/kg	6.3	04/14/11 19:55	
ASTM D2974-87	Percent Moisture	1.4	%	0.10	04/15/11 17:18	
3529138012	SB-6-2					
FL-PRO	Petroleum Range Organics	34.4	mg/kg	4.5	04/18/11 16:21	
EPA 6010	Arsenic	13.0	mg/kg	0.44	04/16/11 02:09	
EPA 6010	Barium	17.7	mg/kg	0.44	04/16/11 02:09	
EPA 6010	Cadmium	0.34	mg/kg	0.044	04/16/11 02:09	
EPA 6010	Chromium	9.9	mg/kg	0.22	04/16/11 02:09	
EPA 6010	Lead	83.3	mg/kg	0.44	04/16/11 02:09	
EPA 6010	Silver	0.13	mg/kg	0.22	04/16/11 02:09	
EPA 7471	Mercury	0.11	mg/kg	0.047	04/18/11 13:25	
EPA 8270	Acenaphthylene	10.1	ug/kg	36.6	04/19/11 03:16	

REPORT OF LABORATORY ANALYSIS

This report shall not be reproduced, except in full,
without the written consent of Pace Analytical Services, Inc..



HITS ONLY

Project: 103-82514/LES
Pace Project No.: 3529138

Lab Sample ID	Client Sample ID	Result	Units	Report Limit	Analyzed	Qualifiers
Method	Parameters					
3529138012	SB-6-2					
EPA 8270	Anthracene	8.3 l	ug/kg	36.6	04/19/11 03:16	
EPA 8270	Benzo(a)pyrene	24.6 l	ug/kg	36.6	04/19/11 03:16	
EPA 8270	Benzo(b)fluoranthene	36.5 l	ug/kg	36.6	04/19/11 03:16	
EPA 8270	Benzo(g,h,i)perylene	22.6 l	ug/kg	36.6	04/19/11 03:16	
EPA 8270	Benzo(k)fluoranthene	12.7 l	ug/kg	36.6	04/19/11 03:16	
EPA 8270	Chrysene	26.8 l	ug/kg	36.6	04/19/11 03:16	
EPA 8270	Dibenz(a,h)anthracene	5.5 l	ug/kg	36.6	04/19/11 03:16	
EPA 8270	Fluoranthene	33.9 l	ug/kg	36.6	04/19/11 03:16	
EPA 8270	Indeno(1,2,3-cd)pyrene	18.8 l	ug/kg	36.6	04/19/11 03:16	
EPA 8270	Phenanthrene	14.7 l	ug/kg	36.6	04/19/11 03:16	
EPA 8270	Pyrene	30.0 l	ug/kg	36.6	04/19/11 03:16	
EPA 8260	Methylene Chloride	6.8 l	ug/kg	7.1	04/14/11 20:24	
EPA 8260	Toluene	11.7	ug/kg	7.1	04/14/11 20:24	
ASTM D2974-87	Percent Moisture	11.4	%	0.10	04/15/11 17:18	
3529138013	SB-5-1					
FL-PRO	Petroleum Range Organics	24.5	mg/kg	4.1	04/18/11 16:53	
EPA 6010	Arsenic	1.5	mg/kg	0.38	04/16/11 02:12	
EPA 6010	Barium	11.5	mg/kg	0.38	04/16/11 02:12	
EPA 6010	Cadmium	0.072	mg/kg	0.038	04/16/11 02:12	
EPA 6010	Chromium	3.1	mg/kg	0.19	04/16/11 02:12	
EPA 6010	Lead	22.4	mg/kg	0.38	04/16/11 02:12	
EPA 7471	Mercury	0.020 l	mg/kg	0.041	04/18/11 13:28	
EPA 8270	Acenaphthene	55.5	ug/kg	33.9	04/19/11 03:36	
EPA 8270	Acenaphthylene	654	ug/kg	33.9	04/19/11 03:36	
EPA 8270	Anthracene	458	ug/kg	33.9	04/19/11 03:36	
EPA 8270	Benzo(a)anthracene	1180	ug/kg	33.9	04/19/11 03:36	
EPA 8270	Benzo(a)pyrene	670	ug/kg	33.9	04/19/11 03:36	
EPA 8270	Benzo(b)fluoranthene	1090	ug/kg	33.9	04/19/11 03:36	
EPA 8270	Benzo(g,h,i)perylene	555	ug/kg	33.9	04/19/11 03:36	
EPA 8270	Chrysene	1240	ug/kg	33.9	04/19/11 03:36	
EPA 8270	Dibenz(a,h)anthracene	144	ug/kg	33.9	04/19/11 03:36	
EPA 8270	Fluoranthene	1980	ug/kg	33.9	04/19/11 03:36	
EPA 8270	Fluorene	327	ug/kg	33.9	04/19/11 03:36	
EPA 8270	Indeno(1,2,3-cd)pyrene	380	ug/kg	33.9	04/19/11 03:36	
EPA 8270	1-Methylnaphthalene	511	ug/kg	33.9	04/19/11 03:36	
EPA 8270	2-Methylnaphthalene	388	ug/kg	33.9	04/19/11 03:36	
EPA 8270	Naphthalene	136	ug/kg	33.9	04/19/11 03:36	
EPA 8270	Phenanthrene	4720	ug/kg	170	04/19/11 12:28	D4
EPA 8270	Pyrene	3130	ug/kg	170	04/19/11 12:28	
EPA 8260	Methylene Chloride	10.8	ug/kg	8.9	04/14/11 20:54	J(M1).Z3
EPA 8260	Toluene	11.7	ug/kg	8.9	04/14/11 20:54	J(M1)
ASTM D2974-87	Percent Moisture	3.7	%	0.10	04/15/11 17:18	
3529138014	SB-5-2					
EPA 6010	Arsenic	0.36 l	mg/kg	0.51	04/16/11 02:15	
EPA 6010	Barium	2.1	mg/kg	0.51	04/16/11 02:15	
EPA 6010	Chromium	1.1	mg/kg	0.25	04/16/11 02:15	

REPORT OF LABORATORY ANALYSIS

This report shall not be reproduced, except in full,
without the written consent of Pace Analytical Services, Inc..



HITS ONLY

Project: 103-82514/LES
Pace Project No.: 3529138

Lab Sample ID	Client Sample ID	Result	Units	Report Limit	Analyzed	Qualifiers
Method	Parameters					
3529138014	SB-5-2					
EPA 6010	Lead	4.8	mg/kg	0.51	04/16/11 02:15	
EPA 8270	Acenaphthene	5.0	ug/kg	42.5	04/19/11 03:56	
EPA 8270	Acenaphthylene	5.4	ug/kg	42.5	04/19/11 03:56	
EPA 8270	Anthracene	10.4	ug/kg	42.5	04/19/11 03:56	
EPA 8270	Benzo(a)anthracene	13.6	ug/kg	42.5	04/19/11 03:56	
EPA 8270	Benzo(a)pyrene	26.5	ug/kg	42.5	04/19/11 03:56	
EPA 8270	Benzo(b)fluoranthene	35.1	ug/kg	42.5	04/19/11 03:56	
EPA 8270	Benzo(g,h,i)perylene	19.8	ug/kg	42.5	04/19/11 03:56	
EPA 8270	Benzo(k)fluoranthene	14.3	ug/kg	42.5	04/19/11 03:56	
EPA 8270	Chrysene	31.3	ug/kg	42.5	04/19/11 03:56	
EPA 8270	Dibenz(a,h)anthracene	4.5	ug/kg	42.5	04/19/11 03:56	
EPA 8270	Fluoranthene	61.0	ug/kg	42.5	04/19/11 03:56	
EPA 8270	Fluorene	6.5	ug/kg	42.5	04/19/11 03:56	
EPA 8270	Indeno(1,2,3-cd)pyrene	15.1	ug/kg	42.5	04/19/11 03:56	
EPA 8270	Phenanthrene	42.8	ug/kg	42.5	04/19/11 03:56	
EPA 8270	Pyrene	49.9	ug/kg	42.5	04/19/11 03:56	
EPA 8260	Methylene Chloride	4.3	ug/kg	6.6	04/14/11 21:23	
EPA 8260	Toluene	6.8	ug/kg	6.6	04/14/11 21:23	
ASTM D2974-87	Percent Moisture	23.0	%	0.10	04/15/11 17:19	
3529138015	SB-4-1					
FL-PRO	Petroleum Range Organics	59.3	mg/kg	4.2	04/18/11 17:25	
EPA 6010	Arsenic	1.6	mg/kg	0.45	04/16/11 02:19	
EPA 6010	Barium	6.5	mg/kg	0.45	04/16/11 02:19	
EPA 6010	Cadmium	0.055	mg/kg	0.045	04/16/11 02:19	
EPA 6010	Chromium	2.8	mg/kg	0.22	04/16/11 02:19	
EPA 6010	Lead	41.4	mg/kg	0.45	04/16/11 02:19	
EPA 7471	Mercury	0.020	ug/kg	0.042	04/18/11 13:57	
EPA 8270	Acenaphthylene	30.2	ug/kg	173	04/19/11 05:56	
EPA 8270	Anthracene	18.9	ug/kg	173	04/19/11 05:56	
EPA 8270	Benzo(a)pyrene	38.5	ug/kg	173	04/19/11 05:56	
EPA 8270	Benzo(b)fluoranthene	49.5	ug/kg	173	04/19/11 05:56	
EPA 8270	Benzo(g,h,i)perylene	42.3	ug/kg	173	04/19/11 05:56	
EPA 8270	Chrysene	34.8	ug/kg	173	04/19/11 05:56	
EPA 8270	Fluoranthene	51.9	ug/kg	173	04/19/11 05:56	
EPA 8270	Indeno(1,2,3-cd)pyrene	25.9	ug/kg	173	04/19/11 05:56	
EPA 8270	Phenanthrene	37.4	ug/kg	173	04/19/11 05:56	
EPA 8270	Pyrene	56.9	ug/kg	173	04/19/11 05:56	
EPA 8260	Methylene Chloride	7.1	ug/kg	6.7	04/14/11 15:01	Z3
ASTM D2974-87	Percent Moisture	5.1	%	0.10	04/15/11 17:19	
3529138016	SB-4-2					
FL-PRO	Petroleum Range Organics	6.8	mg/kg	4.7	04/18/11 17:57	
EPA 6010	Arsenic	0.62	mg/kg	0.44	04/16/11 02:29	
EPA 6010	Barium	7.5	mg/kg	0.44	04/16/11 02:29	
EPA 6010	Cadmium	0.032	mg/kg	0.044	04/16/11 02:29	
EPA 6010	Chromium	2.4	mg/kg	0.22	04/16/11 02:29	
EPA 6010	Lead	12.8	mg/kg	0.44	04/16/11 02:29	

REPORT OF LABORATORY ANALYSIS

This report shall not be reproduced, except in full,
without the written consent of Pace Analytical Services, Inc..



HITS ONLY

Project: 103-82514/LES

Pace Project No.: 3529138

Lab Sample ID	Client Sample ID	Result	Units	Report Limit	Analyzed	Qualifiers
Method	Parameters					
3529138016	SB-4-2					
EPA 7471	Mercury	0.016 l	mg/kg	0.049	04/18/11 14:00	
EPA 8270	Acenaphthene	6.6 l	ug/kg	38.5	04/19/11 04:16	
EPA 8270	Anthracene	21.9 l	ug/kg	38.5	04/19/11 04:16	
EPA 8270	Benzo(a)anthracene	76.8	ug/kg	38.5	04/19/11 04:16	
EPA 8270	Benzo(a)pyrene	74.7	ug/kg	38.5	04/19/11 04:16	
EPA 8270	Benzo(b)fluoranthene	86.4	ug/kg	38.5	04/19/11 04:16	
EPA 8270	Benzo(g,h,i)perylene	46.9	ug/kg	38.5	04/19/11 04:16	
EPA 8270	Benzo(k)fluoranthene	32.4 l	ug/kg	38.5	04/19/11 04:16	
EPA 8270	Chrysene	87.8	ug/kg	38.5	04/19/11 04:16	
EPA 8270	Dibenz(a,h)anthracene	12.0 l	ug/kg	38.5	04/19/11 04:16	
EPA 8270	Fluoranthene	170	ug/kg	38.5	04/19/11 04:16	
EPA 8270	Fluorene	5.4 l	ug/kg	38.5	04/19/11 04:16	
EPA 8270	Indeno(1,2,3-cd)pyrene	37.9 l	ug/kg	38.5	04/19/11 04:16	
EPA 8270	Phenanthrene	71.1	ug/kg	38.5	04/19/11 04:16	
EPA 8270	Pyrene	141	ug/kg	38.5	04/19/11 04:16	
EPA 8260	Benzene	4.1 l	ug/kg	5.8	04/14/11 22:21	
EPA 8260	Methylene Chloride	11.4	ug/kg	5.8	04/14/11 22:21	Z3
EPA 8260	Toluene	13.0	ug/kg	5.8	04/14/11 22:21	
ASTM D2974-87	Percent Moisture	14.5 %		0.10	04/15/11 17:19	
3529138017	SB-7-GW					
EPA 6010	Arsenic	0.11	mg/L	0.010	04/15/11 14:57	
EPA 6010	Barium	0.10	mg/L	0.010	04/15/11 14:57	
EPA 6010	Chromium	0.0026 l	mg/L	0.0050	04/15/11 14:57	
EPA 8260	Methyl-tert-butyl ether	32.7	ug/L	1.0	04/15/11 20:43	
3529138018	SB-6-GW					
EPA 6010	Arsenic	0.014	mg/L	0.010	04/15/11 15:00	
EPA 6010	Barium	0.14	mg/L	0.010	04/15/11 15:00	
EPA 8260	Methyl-tert-butyl ether	60.1	ug/L	1.0	04/15/11 19:05	
3529138019	SB-5-GW					
FL-PRO	Petroleum Range Organics	0.38	mg/L	0.096	04/18/11 21:39	
EPA 6010	Arsenic	0.046	mg/L	0.010	04/15/11 15:14	
EPA 6010	Barium	0.29	mg/L	0.010	04/15/11 15:14	
EPA 8270 by SCAN	Acenaphthene	0.32 l	ug/L	0.98	04/18/11 20:54	
EPA 8270 by SCAN	Fluorene	0.57 l	ug/L	0.98	04/18/11 20:54	
EPA 8270 by SCAN	Phenanthrene	0.20 l	ug/L	0.98	04/18/11 20:54	
EPA 8260	Methyl-tert-butyl ether	74.3	ug/L	1.0	04/15/11 19:29	
EPA 8260	Xylene (Total)	6.8	ug/L	1.0	04/15/11 19:29	
3529138020	SB-4-GW					
FL-PRO	Petroleum Range Organics	0.68	mg/L	0.096	04/18/11 22:11	
EPA 6010	Arsenic	0.051	mg/L	0.010	04/15/11 15:17	
EPA 6010	Barium	0.34	mg/L	0.010	04/15/11 15:17	
EPA 8270 by SCAN	Acenaphthene	1.2	ug/L	0.96	04/18/11 21:14	
EPA 8270 by SCAN	Acenaphthylene	0.22 l	ug/L	1.9	04/18/11 21:14	
EPA 8270 by SCAN	Anthracene	0.10 l	ug/L	0.96	04/18/11 21:14	
EPA 8270 by SCAN	Fluorene	2.1	ug/L	0.96	04/18/11 21:14	

REPORT OF LABORATORY ANALYSIS

Page 16 of 95

This report shall not be reproduced, except in full,
without the written consent of Pace Analytical Services, Inc..



HITS ONLY

Project: 103-82514/LES
Pace Project No.: 3529138

Lab Sample ID	Client Sample ID	Result	Units	Report Limit	Analyzed	Qualifiers
Method	Parameters					
3529138020	SB-4-GW					
EPA 8270 by SCAN	2-Methylnaphthalene	0.14 l	ug/L	1.4	04/18/11 21:14	
EPA 8270 by SCAN	Phenanthrene	1.3	ug/L	0.96	04/18/11 21:14	
EPA 8260	Methyl-tert-butyl ether	19.9	ug/L	1.0	04/15/11 18:40	
3529138021	DUP-1-GW					
FL-PRO	Petroleum Range Organics	0.62	mg/L	0.095	04/18/11 22:43	
EPA 6010	Arsenic	0.052	mg/L	0.010	04/15/11 15:20	
EPA 6010	Barium	0.34	mg/L	0.010	04/15/11 15:20	
EPA 8270 by SCAN	Acenaphthene	1.5	ug/L	0.96	04/18/11 21:34	
EPA 8270 by SCAN	Acenaphthylene	0.28 l	ug/L	1.9	04/18/11 21:34	
EPA 8270 by SCAN	Anthracene	0.14 l	ug/L	0.96	04/18/11 21:34	
EPA 8270 by SCAN	Fluorene	2.7	ug/L	0.96	04/18/11 21:34	
EPA 8270 by SCAN	Naphthalene	0.094 l	ug/L	0.96	04/18/11 21:34	
EPA 8270 by SCAN	Phenanthrene	1.7	ug/L	0.96	04/18/11 21:34	
EPA 8260	Methyl-tert-butyl ether	19.0	ug/L	1.0	04/15/11 19:54	
3529138022	MW-2					
EPA 6010	Arsenic	0.013	mg/L	0.010	04/15/11 15:24	
EPA 6010	Barium	0.043	mg/L	0.010	04/15/11 15:24	
EPA 8260	Methyl-tert-butyl ether	2.4	ug/L	1.0	04/15/11 20:19	
3529138023	MW-1					
EPA 6010	Arsenic	0.0053 l	mg/L	0.010	04/15/11 15:31	
EPA 6010	Barium	0.14	mg/L	0.010	04/15/11 15:31	
EPA 8260	Methyl-tert-butyl ether	2.0	ug/L	1.0	04/15/11 18:15	
3529138025	DUP-S1					
FL-PRO	Petroleum Range Organics	10.1	mg/kg	4.3	04/18/11 18:29	
EPA 6010	Arsenic	19.7	mg/kg	0.46	04/15/11 05:24	
EPA 6010	Barium	22.3	mg/kg	0.46	04/15/11 05:24	
EPA 6010	Cadmium	0.32	mg/kg	0.046	04/15/11 05:24	
EPA 6010	Chromium	9.3	mg/kg	0.23	04/15/11 05:24	
EPA 6010	Lead	71.2	mg/kg	0.46	04/15/11 05:24	
EPA 6010	Silver	0.19 l	mg/kg	0.23	04/15/11 05:24	
EPA 7471	Mercury	0.013 l	mg/kg	0.046	04/18/11 14:03	
EPA 8270	Acenaphthene	4.1 l	ug/kg	35.5	04/19/11 04:36	
EPA 8270	Acenaphthylene	41.6	ug/kg	35.5	04/19/11 04:36	
EPA 8270	Anthracene	36.9	ug/kg	35.5	04/19/11 04:36	
EPA 8270	Benzo(a)anthracene	106	ug/kg	35.5	04/19/11 04:36	
EPA 8270	Benzo(a)pyrene	109	ug/kg	35.5	04/19/11 04:36	
EPA 8270	Benzo(b)fluoranthene	146	ug/kg	35.5	04/19/11 04:36	
EPA 8270	Benzo(g,h,i)perylene	81.1	ug/kg	35.5	04/19/11 04:36	
EPA 8270	Benzo(k)fluoranthene	58.2	ug/kg	35.5	04/19/11 04:36	
EPA 8270	Chrysene	111	ug/kg	35.5	04/19/11 04:36	
EPA 8270	Dibenz(a,h)anthracene	22.9 l	ug/kg	35.5	04/19/11 04:36	
EPA 8270	Fluoranthene	183	ug/kg	35.5	04/19/11 04:36	
EPA 8270	Fluorene	7.2 l	ug/kg	35.5	04/19/11 04:36	
EPA 8270	Indeno(1,2,3-cd)pyrene	64.3	ug/kg	35.5	04/19/11 04:36	
EPA 8270	Naphthalene	4.0 l	ug/kg	35.5	04/19/11 04:36	

REPORT OF LABORATORY ANALYSIS

This report shall not be reproduced, except in full,
without the written consent of Pace Analytical Services, Inc..



HITS ONLY

Project: 103-82514/LES
Pace Project No.: 3529138

Lab Sample ID Method	Client Sample ID Parameters	Result	Units	Report Limit	Analyzed	Qualifiers
3529138025	DUP-S1					
EPA 8270	Phenanthrene	67.6	ug/kg	35.5	04/19/11 04:36	
EPA 8270	Pyrene	170	ug/kg	35.5	04/19/11 04:36	
EPA 8260	Benzene	6.4	l ug/kg	8.1	04/14/11 22:50	
EPA 8260	Methylene Chloride	15.1	ug/kg	8.1	04/14/11 22:50	Z3
EPA 8260	Toluene	27.9	ug/kg	8.1	04/14/11 22:50	
ASTM D2974-87	Percent Moisture	8.2	%	0.10	04/15/11 17:50	

REPORT OF LABORATORY ANALYSIS

This report shall not be reproduced, except in full,
without the written consent of Pace Analytical Services, Inc..



PROJECT NARRATIVE

Project: 103-82514/LES
Pace Project No.: 3529138

Date: April 21, 2011

SW 8260: Groundwater Laboratory Control Spike (LCS) recoveries were outside of control limits due to spike error during the extractions procedure. Data accepted based on valid recoveries for all analytes of interest in the MS/MSD.

REPORT OF LABORATORY ANALYSIS

Page 19 of 95

This report shall not be reproduced, except in full,
without the written consent of Pace Analytical Services, Inc..



ANALYTICAL RESULTS

Project: 103-82514/LES
Pace Project No.: 3529138

Sample: SB-1-1 Lab ID: 3529138001 Collected: 04/12/11 09:30 Received: 04/13/11 09:20 Matrix: Solid

Results reported on a "dry-weight" basis

Parameters	Results	Units	PQL	MDL	DF	Prepared	Analyzed	CAS No.	Qual
FL-PRO Soil Microwave									
Analytical Method: FL-PRO Preparation Method: EPA 3546									
Petroleum Range Organics	17.2	mg/kg	4.9	3.1	1	04/15/11 19:15	04/17/11 02:07		
C-39 (S)	104	%	60-118		1	04/15/11 19:15	04/17/11 02:07		
o-Terphenyl (S)	98	%	62-109		1	04/15/11 19:15	04/17/11 02:07	84-15-1	
6010 MET ICP									
Analytical Method: EPA 6010 Preparation Method: EPA 3050									
Arsenic	0.42	mg/kg	0.52	0.26	1	04/14/11 11:15	04/16/11 01:25	7440-38-2	
Barium	7.6	mg/kg	0.52	0.26	1	04/14/11 11:15	04/16/11 01:25	7440-39-3	
Cadmium	0.050	mg/kg	0.052	0.026	1	04/14/11 11:15	04/16/11 01:25	7440-43-9	
Chromium	1.4	mg/kg	0.26	0.13	1	04/14/11 11:15	04/16/11 01:25	7440-47-3	
Lead	7.7	mg/kg	0.52	0.26	1	04/14/11 11:15	04/16/11 01:25	7439-92-1	
Selenium	0.39	mg/kg	0.77	0.39	1	04/14/11 11:15	04/16/11 01:25	7782-49-2	
Silver	0.13	mg/kg	0.26	0.13	1	04/14/11 11:15	04/16/11 01:25	7440-22-4	
7471 Mercury									
Analytical Method: EPA 7471 Preparation Method: EPA 7471									
Mercury	0.012	mg/kg	0.048	0.012	1	04/14/11 10:25	04/18/11 12:32	7439-97-6	
8270 MSSV Short List Microwave									
Analytical Method: EPA 8270 Preparation Method: EPA 3546									
Acenaphthene	4.0	ug/kg	39.9	4.0	1	04/15/11 22:27	04/19/11 00:15	83-32-9	
Acenaphthylene	5.5	ug/kg	39.9	4.7	1	04/15/11 22:27	04/19/11 00:15	208-96-8	
Anthracene	9.6	ug/kg	39.9	2.5	1	04/15/11 22:27	04/19/11 00:15	120-12-7	
Benzo(a)anthracene	3.6	ug/kg	39.9	3.6	1	04/15/11 22:27	04/19/11 00:15	56-55-3	
Benzo(a)pyrene	16.6	ug/kg	39.9	4.4	1	04/15/11 22:27	04/19/11 00:15	50-32-8	
Benzo(b)fluoranthene	25.3	ug/kg	39.9	2.8	1	04/15/11 22:27	04/19/11 00:15	205-99-2	
Benzo(g,h,i)perylene	21.3	ug/kg	39.9	3.7	1	04/15/11 22:27	04/19/11 00:15	191-24-2	
Benzo(k)fluoranthene	10.7	ug/kg	39.9	5.9	1	04/15/11 22:27	04/19/11 00:15	207-08-9	
Chrysene	16.1	ug/kg	39.9	3.6	1	04/15/11 22:27	04/19/11 00:15	218-01-9	
Dibenz(a,h)anthracene	4.3	ug/kg	39.9	4.3	1	04/15/11 22:27	04/19/11 00:15	53-70-3	
Fluoranthene	13.1	ug/kg	39.9	4.5	1	04/15/11 22:27	04/19/11 00:15	206-44-0	
Fluorene	3.0	ug/kg	39.9	3.0	1	04/15/11 22:27	04/19/11 00:15	86-73-7	
Indeno(1,2,3-cd)pyrene	12.3	ug/kg	39.9	4.2	1	04/15/11 22:27	04/19/11 00:15	193-39-5	
1-Methylnaphthalene	5.1	ug/kg	39.9	5.1	1	04/15/11 22:27	04/19/11 00:15	90-12-0	
2-Methylnaphthalene	5.6	ug/kg	39.9	5.6	1	04/15/11 22:27	04/19/11 00:15	91-57-6	
Naphthalene	4.3	ug/kg	39.9	4.3	1	04/15/11 22:27	04/19/11 00:15	91-20-3	
Phenanthrene	5.3	ug/kg	39.9	3.8	1	04/15/11 22:27	04/19/11 00:15	85-01-8	
Pyrene	14.4	ug/kg	39.9	4.9	1	04/15/11 22:27	04/19/11 00:15	129-00-0	
2-Fluorobiphenyl (S)	78	%	18-110		1	04/15/11 22:27	04/19/11 00:15	321-60-8	
Terphenyl-d14 (S)	82	%	10-123		1	04/15/11 22:27	04/19/11 00:15	1718-51-0	
8260 MSV 5030 Low Level									
Analytical Method: EPA 8260									
Acrolein	43.1	ug/kg	61.1	43.1	1		04/14/11 21:52	107-02-8	
Acrylonitrile	32.8	ug/kg	61.1	32.8	1		04/14/11 21:52	107-13-1	
Benzene	3.1	ug/kg	6.1	3.1	1		04/14/11 21:52	71-43-2	
Bromodichloromethane	3.1	ug/kg	6.1	3.1	1		04/14/11 21:52	75-27-4	
Bromoform	3.1	ug/kg	6.1	3.1	1		04/14/11 21:52	75-25-2	

ANALYTICAL RESULTS

Project: 103-82514/LES
Pace Project No.: 3529138

Sample: SB-1-1 Lab ID: 3529138001 Collected: 04/12/11 09:30 Received: 04/13/11 09:20 Matrix: Solid

Results reported on a "dry-weight" basis

Parameters	Results	Units	PQL	MDL	DF	Prepared	Analyzed	CAS No.	Qual
8260 MSV 5030 Low Level		Analytical Method: EPA 8260							
Bromomethane	3.1U	ug/kg	6.1	3.1	1		04/14/11 21:52	74-83-9	
Carbon tetrachloride	3.1U	ug/kg	6.1	3.1	1		04/14/11 21:52	56-23-5	
Chlorobenzene	3.1U	ug/kg	6.1	3.1	1		04/14/11 21:52	108-90-7	
Chloroethane	4.4U	ug/kg	6.1	4.4	1		04/14/11 21:52	75-00-3	
Chloroform	3.6U	ug/kg	6.1	3.6	1		04/14/11 21:52	67-66-3	
Chloromethane	3.4U	ug/kg	6.1	3.4	1		04/14/11 21:52	74-87-3	
Dibromochloromethane	3.1U	ug/kg	6.1	3.1	1		04/14/11 21:52	124-48-1	
1,1-Dichloroethane	3.3U	ug/kg	6.1	3.3	1		04/14/11 21:52	75-34-3	
1,2-Dichloroethane	3.1U	ug/kg	6.1	3.1	1		04/14/11 21:52	107-06-2	
1,1-Dichloroethene	3.1U	ug/kg	6.1	3.1	1		04/14/11 21:52	75-35-4	
trans-1,2-Dichloroethene	3.7U	ug/kg	6.1	3.7	1		04/14/11 21:52	156-60-5	
1,2-Dichloropropane	3.1U	ug/kg	6.1	3.1	1		04/14/11 21:52	78-87-5	
cis-1,3-Dichloropropene	3.1U	ug/kg	6.1	3.1	1		04/14/11 21:52	10061-01-5	
trans-1,3-Dichloropropene	3.1U	ug/kg	6.1	3.1	1		04/14/11 21:52	10061-02-6	
Ethylbenzene	3.5U	ug/kg	6.1	3.5	1		04/14/11 21:52	100-41-4	
Methylene Chloride	3.7U	ug/kg	6.1	3.1	1		04/14/11 21:52	75-09-2	
Methyl-tert-butyl ether	3.1U	ug/kg	6.1	3.1	1		04/14/11 21:52	1634-04-4	
1,1,2,2-Tetrachloroethane	3.1U	ug/kg	6.1	3.1	1		04/14/11 21:52	79-34-5	
Tetrachloroethene	3.1U	ug/kg	6.1	3.1	1		04/14/11 21:52	127-18-4	
Toluene	9.2	ug/kg	6.1	3.3	1		04/14/11 21:52	108-88-3	
1,1,1-Trichloroethane	3.3U	ug/kg	6.1	3.3	1		04/14/11 21:52	71-55-6	
1,1,2-Trichloroethane	3.1U	ug/kg	6.1	3.1	1		04/14/11 21:52	79-00-5	
Trichloroethene	3.4U	ug/kg	6.1	3.4	1		04/14/11 21:52	79-01-6	
Trichlorofluoromethane	3.3U	ug/kg	6.1	3.3	1		04/14/11 21:52	75-69-4	
Vinyl chloride	3.3U	ug/kg	6.1	3.3	1		04/14/11 21:52	75-01-4	
Xylene (Total)	6.3U	ug/kg	18.3	6.3	1		04/14/11 21:52	1330-20-7	
Dibromofluoromethane (S)	99 %		82-115		1		04/14/11 21:52	1868-53-7	
Toluene-d8 (S)	97 %		84-117		1		04/14/11 21:52	2037-26-5	
4-Bromofluorobenzene (S)	93 %		55-148		1		04/14/11 21:52	460-00-4	
1,2-Dichloroethane-d4 (S)	100 %		80-131		1		04/14/11 21:52	17060-07-0	
Percent Moisture		Analytical Method: ASTM D2974-87							
Percent Moisture	17.9 %		0.10	0.10	1		04/15/11 17:16		

ANALYTICAL RESULTS

Project: 103-82514/LES
Pace Project No.: 3529138

Sample: SB-1-2 Lab ID: 3529138002 Collected: 04/12/11 09:31 Received: 04/13/11 09:20 Matrix: Solid

Results reported on a "dry-weight" basis

Parameters	Results	Units	PQL	MDL	DF	Prepared	Analyzed	CAS No.	Qual
FL-PRO Soil Microwave Analytical Method: FL-PRO Preparation Method: EPA 3546									
Petroleum Range Organics	424	mg/kg	4.8	3.0	1	04/15/11 19:15	04/17/11 02:39		
C-39 (S)	103	%	60-118		1	04/15/11 19:15	04/17/11 02:39		
o-Terphenyl (S)	121	%	62-109		1	04/15/11 19:15	04/17/11 02:39	84-15-1	J(S0)
6010 MET ICP Analytical Method: EPA 6010 Preparation Method: EPA 3050									
Arsenic	0.61	mg/kg	0.47	0.24	1	04/14/11 11:15	04/16/11 01:28	7440-38-2	
Barium	20.5	mg/kg	0.47	0.24	1	04/14/11 11:15	04/16/11 01:28	7440-39-3	
Cadmium	0.20	mg/kg	0.047	0.024	1	04/14/11 11:15	04/16/11 01:28	7440-43-9	
Chromium	5.5	mg/kg	0.24	0.12	1	04/14/11 11:15	04/16/11 01:28	7440-47-3	
Lead	37.7	mg/kg	0.47	0.24	1	04/14/11 11:15	04/16/11 01:28	7439-92-1	
Selenium	0.35U	mg/kg	0.71	0.35	1	04/14/11 11:15	04/16/11 01:28	7782-49-2	
Silver	0.12U	mg/kg	0.24	0.12	1	04/14/11 11:15	04/16/11 01:28	7440-22-4	
7471 Mercury Analytical Method: EPA 7471 Preparation Method: EPA 7471									
Mercury	0.013U	mg/kg	0.050	0.013	1	04/14/11 10:25	04/18/11 12:43	7439-97-6	
8270 MSSV Short List Microwave Analytical Method: EPA 8270 Preparation Method: EPA 3546									
Acenaphthene	3.9U	ug/kg	39.2	3.9	1	04/15/11 22:27	04/19/11 01:15	83-32-9	
Acenaphthylene	34.8	ug/kg	39.2	4.6	1	04/15/11 22:27	04/19/11 01:15	208-96-8	
Anthracene	21.3	ug/kg	39.2	2.4	1	04/15/11 22:27	04/19/11 01:15	120-12-7	
Benzo(a)anthracene	5.2	ug/kg	39.2	3.5	1	04/15/11 22:27	04/19/11 01:15	56-55-3	
Benzo(a)pyrene	39.6	ug/kg	39.2	4.3	1	04/15/11 22:27	04/19/11 01:15	50-32-8	
Benzo(b)fluoranthene	53.0	ug/kg	39.2	2.8	1	04/15/11 22:27	04/19/11 01:15	205-99-2	
Benzo(g,h,i)perylene	43.8	ug/kg	39.2	3.6	1	04/15/11 22:27	04/19/11 01:15	191-24-2	
Benzo(k)fluoranthene	19.3	ug/kg	39.2	5.8	1	04/15/11 22:27	04/19/11 01:15	207-08-9	
Chrysene	31.4	ug/kg	39.2	3.5	1	04/15/11 22:27	04/19/11 01:15	218-01-9	
Dibenz(a,h)anthracene	8.7	ug/kg	39.2	4.2	1	04/15/11 22:27	04/19/11 01:15	53-70-3	
Fluoranthene	47.1	ug/kg	39.2	4.4	1	04/15/11 22:27	04/19/11 01:15	206-44-0	
Fluorene	2.9U	ug/kg	39.2	2.9	1	04/15/11 22:27	04/19/11 01:15	86-73-7	
Indeno(1,2,3-cd)pyrene	32.5	ug/kg	39.2	4.2	1	04/15/11 22:27	04/19/11 01:15	193-39-5	
1-Methylnaphthalene	24.8	ug/kg	39.2	5.0	1	04/15/11 22:27	04/19/11 01:15	90-12-0	
2-Methylnaphthalene	28.3	ug/kg	39.2	5.5	1	04/15/11 22:27	04/19/11 01:15	91-57-6	
Naphthalene	12.3	ug/kg	39.2	4.2	1	04/15/11 22:27	04/19/11 01:15	91-20-3	
Phenanthrene	34.1	ug/kg	39.2	3.7	1	04/15/11 22:27	04/19/11 01:15	85-01-8	
Pyrene	46.9	ug/kg	39.2	4.8	1	04/15/11 22:27	04/19/11 01:15	129-00-0	
2-Fluorobiphenyl (S)	76	%	18-110		1	04/15/11 22:27	04/19/11 01:15	321-60-8	
Terphenyl-d14 (S)	84	%	10-123		1	04/15/11 22:27	04/19/11 01:15	1718-51-0	
8260 MSV 5030 Low Level Analytical Method: EPA 8260									
Acrolein	41.6U	ug/kg	58.9	41.6	1		04/14/11 15:59	107-02-8	
Acrylonitrile	31.7U	ug/kg	58.9	31.7	1		04/14/11 15:59	107-13-1	
Benzene	3.0U	ug/kg	5.9	3.0	1		04/14/11 15:59	71-43-2	
Bromodichloromethane	2.9U	ug/kg	5.9	2.9	1		04/14/11 15:59	75-27-4	
Bromoform	2.9U	ug/kg	5.9	2.9	1		04/14/11 15:59	75-25-2	

ANALYTICAL RESULTS

Project: 103-82514/LES
Pace Project No.: 3529138

Sample: SB-1-2 Lab ID: 3529138002 Collected: 04/12/11 09:31 Received: 04/13/11 09:20 Matrix: Solid

Results reported on a "dry-weight" basis

Parameters	Results	Units	PQL	MDL	DF	Prepared	Analyzed	CAS No.	Qual
8260 MSV 5030 Low Level		Analytical Method: EPA 8260							
Bromomethane	2.9U	ug/kg	5.9	2.9	1		04/14/11 15:59	74-83-9	
Carbon tetrachloride	2.9U	ug/kg	5.9	2.9	1		04/14/11 15:59	56-23-5	
Chlorobenzene	2.9U	ug/kg	5.9	2.9	1		04/14/11 15:59	108-90-7	
Chloroethane	4.2U	ug/kg	5.9	4.2	1		04/14/11 15:59	75-00-3	
Chloroform	3.5U	ug/kg	5.9	3.5	1		04/14/11 15:59	67-66-3	
Chloromethane	3.3U	ug/kg	5.9	3.3	1		04/14/11 15:59	74-87-3	
Dibromochloromethane	2.9U	ug/kg	5.9	2.9	1		04/14/11 15:59	124-48-1	
1,1-Dichloroethane	3.2U	ug/kg	5.9	3.2	1		04/14/11 15:59	75-34-3	
1,2-Dichloroethane	2.9U	ug/kg	5.9	2.9	1		04/14/11 15:59	107-06-2	
1,1-Dichloroethene	2.9U	ug/kg	5.9	2.9	1		04/14/11 15:59	75-35-4	
trans-1,2-Dichloroethene	3.6U	ug/kg	5.9	3.6	1		04/14/11 15:59	156-60-5	
1,2-Dichloropropane	2.9U	ug/kg	5.9	2.9	1		04/14/11 15:59	78-87-5	
cis-1,3-Dichloropropene	2.9U	ug/kg	5.9	2.9	1		04/14/11 15:59	10061-01-5	
trans-1,3-Dichloropropene	2.9U	ug/kg	5.9	2.9	1		04/14/11 15:59	10061-02-6	
Ethylbenzene	3.3U	ug/kg	5.9	3.3	1		04/14/11 15:59	100-41-4	
Methylene Chloride	8.2	ug/kg	5.9	2.9	1		04/14/11 15:59	75-09-2	Z3
Methyl-tert-butyl ether	2.9U	ug/kg	5.9	2.9	1		04/14/11 15:59	1634-04-4	
1,1,2,2-Tetrachloroethane	2.9U	ug/kg	5.9	2.9	1		04/14/11 15:59	79-34-5	
Tetrachloroethene	2.9U	ug/kg	5.9	2.9	1		04/14/11 15:59	127-18-4	
Toluene	3.2U	ug/kg	5.9	3.2	1		04/14/11 15:59	108-88-3	
1,1,1-Trichloroethane	3.2U	ug/kg	5.9	3.2	1		04/14/11 15:59	71-55-6	
1,1,2-Trichloroethane	2.9U	ug/kg	5.9	2.9	1		04/14/11 15:59	79-00-5	
Trichloroethene	3.3U	ug/kg	5.9	3.3	1		04/14/11 15:59	79-01-6	
Trichlorofluoromethane	3.2U	ug/kg	5.9	3.2	1		04/14/11 15:59	75-69-4	
Vinyl chloride	3.2U	ug/kg	5.9	3.2	1		04/14/11 15:59	75-01-4	
Xylene (Total)	6.1U	ug/kg	17.7	6.1	1		04/14/11 15:59	1330-20-7	
Dibromofluoromethane (S)	102 %		82-115		1		04/14/11 15:59	1868-53-7	
Toluene-d8 (S)	97 %		84-117		1		04/14/11 15:59	2037-26-5	
4-Bromofluorobenzene (S)	85 %		55-148		1		04/14/11 15:59	460-00-4	
1,2-Dichloroethane-d4 (S)	99 %		80-131		1		04/14/11 15:59	17060-07-0	
Percent Moisture		Analytical Method: ASTM D2974-87							
Percent Moisture	15.8 %		0.10	0.10	1		04/15/11 17:16		

ANALYTICAL RESULTS

Project: 103-82514/LES
Pace Project No.: 3529138

Sample: SB-2-1 Lab ID: 3529138003 Collected: 04/12/11 10:15 Received: 04/13/11 09:20 Matrix: Solid

Results reported on a "dry-weight" basis

Parameters	Results	Units	PQL	MDL	DF	Prepared	Analyzed	CAS No.	Qual
FL-PRO Soil Microwave Analytical Method: FL-PRO Preparation Method: EPA 3546									
Petroleum Range Organics	10200	mg/kg	2220	1410	500	04/15/11 19:15	04/19/11 08:14		D4
C-39 (S)	138	%	60-118		500	04/15/11 19:15	04/19/11 08:14		S4
o-Terphenyl (S)	691	%	62-109		500	04/15/11 19:15	04/19/11 08:14	84-15-1	S4
6010 MET ICP Analytical Method: EPA 6010 Preparation Method: EPA 3050									
Arsenic	4.2	mg/kg	0.41	0.21	1	04/14/11 11:15	04/16/11 01:31	7440-38-2	
Barium	68.4	mg/kg	0.41	0.21	1	04/14/11 11:15	04/16/11 01:31	7440-39-3	
Cadmium	0.63	mg/kg	0.041	0.021	1	04/14/11 11:15	04/16/11 01:31	7440-43-9	
Chromium	2.9	mg/kg	0.21	0.10	1	04/14/11 11:15	04/16/11 01:31	7440-47-3	
Lead	217	mg/kg	0.41	0.21	1	04/14/11 11:15	04/16/11 01:31	7439-92-1	
Selenium	0.31U	mg/kg	0.62	0.31	1	04/14/11 11:15	04/16/11 01:31	7782-49-2	
Silver	0.10U	mg/kg	0.21	0.10	1	04/14/11 11:15	04/16/11 01:31	7440-22-4	
7471 Mercury Analytical Method: EPA 7471 Preparation Method: EPA 7471									
Mercury	0.20	mg/kg	0.047	0.012	1	04/14/11 10:25	04/18/11 12:46	7439-97-6	
8270 MSSV Short List Microwave Analytical Method: EPA 8270 Preparation Method: EPA 3546									
Acenaphthene	2690	ug/kg	438	44.0	10	04/15/11 22:27	04/19/11 04:56	83-32-9	
Acenaphthylene	1770	ug/kg	438	51.8	10	04/15/11 22:27	04/19/11 04:56	208-96-8	
Anthracene	1570	ug/kg	438	27.1	10	04/15/11 22:27	04/19/11 04:56	120-12-7	
Benzo(a)anthracene	1480	ug/kg	438	39.2	10	04/15/11 22:27	04/19/11 04:56	56-55-3	D3
Benzo(a)pyrene	1160	ug/kg	438	48.0	10	04/15/11 22:27	04/19/11 04:56	50-32-8	
Benzo(b)fluoranthene	1600	ug/kg	438	30.8	10	04/15/11 22:27	04/19/11 04:56	205-99-2	
Benzo(g,h,i)perylene	819	ug/kg	438	40.5	10	04/15/11 22:27	04/19/11 04:56	191-24-2	
Benzo(k)fluoranthene	569	ug/kg	438	65.1	10	04/15/11 22:27	04/19/11 04:56	207-08-9	
Chrysene	1430	ug/kg	438	39.2	10	04/15/11 22:27	04/19/11 04:56	218-01-9	
Dibenz(a,h)anthracene	223	ug/kg	438	46.8	10	04/15/11 22:27	04/19/11 04:56	53-70-3	
Fluoranthene	4140	ug/kg	438	49.1	10	04/15/11 22:27	04/19/11 04:56	206-44-0	
Fluorene	4470	ug/kg	438	32.9	10	04/15/11 22:27	04/19/11 04:56	86-73-7	
Indeno(1,2,3-cd)pyrene	687	ug/kg	438	46.6	10	04/15/11 22:27	04/19/11 04:56	193-39-5	
1-Methylnaphthalene	33400	ug/kg	438	55.4	10	04/15/11 22:27	04/19/11 04:56	90-12-0	
2-Methylnaphthalene	56700	ug/kg	876	122	20	04/15/11 22:27	04/19/11 13:54	91-57-6	D4
Naphthalene	1230	ug/kg	438	46.7	10	04/15/11 22:27	04/19/11 04:56	91-20-3	
Phenanthrene	10700	ug/kg	438	41.6	10	04/15/11 22:27	04/19/11 04:56	85-01-8	
Pyrene	3890	ug/kg	438	53.2	10	04/15/11 22:27	04/19/11 04:56	129-00-0	
2-Fluorobiphenyl (S)	150	%	18-110		10	04/15/11 22:27	04/19/11 04:56	321-60-8	S4
Terphenyl-d14 (S)	109	%	10-123		10	04/15/11 22:27	04/19/11 04:56	1718-51-0	
8260 MSV 5030 Low Level Analytical Method: EPA 8260									
Acrolein	3930U	ug/kg	5570	3930	100		04/15/11 21:07	107-02-8	
Acrylonitrile	2990U	ug/kg	5570	2990	100		04/15/11 21:07	107-13-1	
Benzene	285U	ug/kg	557	285	100		04/15/11 21:07	71-43-2	
Bromodichloromethane	278U	ug/kg	557	278	100		04/15/11 21:07	75-27-4	
Bromoform	278U	ug/kg	557	278	100		04/15/11 21:07	75-25-2	

ANALYTICAL RESULTS

Project: 103-82514/LES
Pace Project No.: 3529138

Sample: SB-2-1 Lab ID: 3529138003 Collected: 04/12/11 10:15 Received: 04/13/11 09:20 Matrix: Solid

Results reported on a "dry-weight" basis

Parameters	Results	Units	PQL	MDL	DF	Prepared	Analyzed	CAS No.	Qual
8260 MSV 5030 Low Level		Analytical Method: EPA 8260							
Bromomethane	278U	ug/kg	557	278	100		04/15/11 21:07	74-83-9	
Carbon tetrachloride	278U	ug/kg	557	278	100		04/15/11 21:07	56-23-5	
Chlorobenzene	278U	ug/kg	557	278	100		04/15/11 21:07	108-90-7	
Chloroethane	400U	ug/kg	557	400	100		04/15/11 21:07	75-00-3	
Chloroform	329U	ug/kg	557	329	100		04/15/11 21:07	67-66-3	
Chloromethane	312U	ug/kg	557	312	100		04/15/11 21:07	74-87-3	
Dibromochloromethane	278U	ug/kg	557	278	100		04/15/11 21:07	124-48-1	
1,1-Dichloroethane	304U	ug/kg	557	304	100		04/15/11 21:07	75-34-3	
1,2-Dichloroethane	278U	ug/kg	557	278	100		04/15/11 21:07	107-06-2	
1,1-Dichloroethene	278U	ug/kg	557	278	100		04/15/11 21:07	75-35-4	
trans-1,2-Dichloroethene	339U	ug/kg	557	339	100		04/15/11 21:07	156-60-5	
1,2-Dichloropropane	278U	ug/kg	557	278	100		04/15/11 21:07	78-87-5	
cis-1,3-Dichloropropene	278U	ug/kg	557	278	100		04/15/11 21:07	10061-01-5	
trans-1,3-Dichloropropene	278U	ug/kg	557	278	100		04/15/11 21:07	10061-02-6	
Ethylbenzene	315U	ug/kg	557	315	100		04/15/11 21:07	100-41-4	
Methylene Chloride	278U	ug/kg	557	278	100		04/15/11 21:07	75-09-2	
Methyl-tert-butyl ether	278U	ug/kg	557	278	100		04/15/11 21:07	1634-04-4	
1,1,2,2-Tetrachloroethane	278U	ug/kg	557	278	100		04/15/11 21:07	79-34-5	
Tetrachloroethene	278U	ug/kg	557	278	100		04/15/11 21:07	127-18-4	
Toluene	301U	ug/kg	557	301	100		04/15/11 21:07	108-88-3	
1,1,1-Trichloroethane	305U	ug/kg	557	305	100		04/15/11 21:07	71-55-6	
1,1,2-Trichloroethane	278U	ug/kg	557	278	100		04/15/11 21:07	79-00-5	
Trichloroethene	314U	ug/kg	557	314	100		04/15/11 21:07	79-01-6	
Trichlorofluoromethane	303U	ug/kg	557	303	100		04/15/11 21:07	75-69-4	
Vinyl chloride	299U	ug/kg	557	299	100		04/15/11 21:07	75-01-4	
Xylene (Total)	572U	ug/kg	1670	572	100		04/15/11 21:07	1330-20-7	
Dibromofluoromethane (S)	98 %		82-115		100		04/15/11 21:07	1868-53-7	
Toluene-d8 (S)	95 %		84-117		100		04/15/11 21:07	2037-26-5	
4-Bromofluorobenzene (S)	93 %		55-148		100		04/15/11 21:07	460-00-4	
1,2-Dichloroethane-d4 (S)	97 %		80-131		100		04/15/11 21:07	17060-07-0	
Percent Moisture		Analytical Method: ASTM D2974-87							
Percent Moisture	10.2 %		0.10	0.10	1		04/15/11 17:16		

ANALYTICAL RESULTS

Project: 103-82514/LES
Pace Project No.: 3529138

Sample: SB-2-2 Lab ID: 3529138004 Collected: 04/12/11 10:16 Received: 04/13/11 09:20 Matrix: Solid

Results reported on a "dry-weight" basis

Parameters	Results	Units	PQL	MDL	DF	Prepared	Analyzed	CAS No.	Qual
FL-PRO Soil Microwave									
Analytical Method: FL-PRO Preparation Method: EPA 3546									
Petroleum Range Organics	4380	mg/kg	472	300	100	04/15/11 19:15	04/19/11 08:45		D4
C-39 (S)	94	%	60-118		100	04/15/11 19:15	04/19/11 08:45		
o-Terphenyl (S)	231	%	62-109		100	04/15/11 19:15	04/19/11 08:45	84-15-1	S4
6010 MET ICP									
Analytical Method: EPA 6010 Preparation Method: EPA 3050									
Arsenic	1.2	mg/kg	0.46	0.23	1	04/14/11 11:15	04/16/11 01:35	7440-38-2	
Barium	36.7	mg/kg	0.46	0.23	1	04/14/11 11:15	04/16/11 01:35	7440-39-3	
Cadmium	0.11	mg/kg	0.046	0.023	1	04/14/11 11:15	04/16/11 01:35	7440-43-9	
Chromium	3.3	mg/kg	0.23	0.12	1	04/14/11 11:15	04/16/11 01:35	7440-47-3	
Lead	91.7	mg/kg	0.46	0.23	1	04/14/11 11:15	04/16/11 01:35	7439-92-1	
Selenium	0.35U	mg/kg	0.69	0.35	1	04/14/11 11:15	04/16/11 01:35	7782-49-2	
Silver	0.12U	mg/kg	0.23	0.12	1	04/14/11 11:15	04/16/11 01:35	7440-22-4	
7471 Mercury									
Analytical Method: EPA 7471 Preparation Method: EPA 7471									
Mercury	0.052	mg/kg	0.046	0.012	1	04/14/11 10:25	04/18/11 12:50	7439-97-6	
8270 MSSV Short List Microwave									
Analytical Method: EPA 8270 Preparation Method: EPA 3546									
Acenaphthene	642	ug/kg	195	19.6	5	04/15/11 22:27	04/19/11 06:17	83-32-9	
Acenaphthylene	543	ug/kg	195	23.1	5	04/15/11 22:27	04/19/11 06:17	208-96-8	
Anthracene	293	ug/kg	195	12.1	5	04/15/11 22:27	04/19/11 06:17	120-12-7	
Benzo(a)anthracene	194	ug/kg	195	17.4	5	04/15/11 22:27	04/19/11 06:17	56-55-3	D3
Benzo(a)pyrene	203	ug/kg	195	21.3	5	04/15/11 22:27	04/19/11 06:17	50-32-8	
Benzo(b)fluoranthene	309	ug/kg	195	13.7	5	04/15/11 22:27	04/19/11 06:17	205-99-2	
Benzo(g,h,i)perylene	168	ug/kg	195	18.0	5	04/15/11 22:27	04/19/11 06:17	191-24-2	
Benzo(k)fluoranthene	81.8	ug/kg	195	29.0	5	04/15/11 22:27	04/19/11 06:17	207-08-9	
Chrysene	222	ug/kg	195	17.4	5	04/15/11 22:27	04/19/11 06:17	218-01-9	
Dibenz(a,h)anthracene	44.7	ug/kg	195	20.8	5	04/15/11 22:27	04/19/11 06:17	53-70-3	
Fluoranthene	717	ug/kg	195	21.8	5	04/15/11 22:27	04/19/11 06:17	206-44-0	
Fluorene	1180	ug/kg	195	14.7	5	04/15/11 22:27	04/19/11 06:17	86-73-7	
Indeno(1,2,3-cd)pyrene	137	ug/kg	195	20.7	5	04/15/11 22:27	04/19/11 06:17	193-39-5	
1-Methylnaphthalene	17200	ug/kg	195	24.7	5	04/15/11 22:27	04/19/11 06:17	90-12-0	
2-Methylnaphthalene	25800	ug/kg	974	136	25	04/15/11 22:27	04/19/11 12:48	91-57-6	D4
Naphthalene	545	ug/kg	195	20.8	5	04/15/11 22:27	04/19/11 06:17	91-20-3	
Phenanthrene	2110	ug/kg	195	18.5	5	04/15/11 22:27	04/19/11 06:17	85-01-8	
Pyrene	619	ug/kg	195	23.7	5	04/15/11 22:27	04/19/11 06:17	129-00-0	
2-Fluorobiphenyl (S)	102	%	18-110		5	04/15/11 22:27	04/19/11 06:17	321-60-8	
Terphenyl-d14 (S)	81	%	10-123		5	04/15/11 22:27	04/19/11 06:17	1718-51-0	
8260 MSV 5030 Low Level									
Analytical Method: EPA 8260									
Acrolein	4180U	ug/kg	5920	4180	100		04/15/11 21:36	107-02-8	
Acrylonitrile	3180U	ug/kg	5920	3180	100		04/15/11 21:36	107-13-1	
Benzene	303U	ug/kg	592	303	100		04/15/11 21:36	71-43-2	
Bromodichloromethane	296U	ug/kg	592	296	100		04/15/11 21:36	75-27-4	
Bromoform	296U	ug/kg	592	296	100		04/15/11 21:36	75-25-2	

Date: 04/21/2011 04:20 PM

REPORT OF LABORATORY ANALYSIS

Page 26 of 95

This report shall not be reproduced, except in full,
without the written consent of Pace Analytical Services, Inc..



ANALYTICAL RESULTS

Project: 103-82514/LES
Pace Project No.: 3529138

Sample: **SB-2-2** Lab ID: **3529138004** Collected: 04/12/11 10:16 Received: 04/13/11 09:20 Matrix: Solid
Results reported on a "dry-weight" basis

Parameters	Results	Units	PQL	MDL	DF	Prepared	Analyzed	CAS No.	Qual
8260 MSV 5030 Low Level		Analytical Method: EPA 8260							
Bromomethane	296U	ug/kg	592	296	100		04/15/11 21:36	74-83-9	
Carbon tetrachloride	296U	ug/kg	592	296	100		04/15/11 21:36	56-23-5	
Chlorobenzene	296U	ug/kg	592	296	100		04/15/11 21:36	108-90-7	
Chloroethane	425U	ug/kg	592	425	100		04/15/11 21:36	75-00-3	
Chloroform	351U	ug/kg	592	351	100		04/15/11 21:36	67-66-3	
Chloromethane	332U	ug/kg	592	332	100		04/15/11 21:36	74-87-3	
Dibromochloromethane	296U	ug/kg	592	296	100		04/15/11 21:36	124-48-1	
1,1-Dichloroethane	323U	ug/kg	592	323	100		04/15/11 21:36	75-34-3	
1,2-Dichloroethane	296U	ug/kg	592	296	100		04/15/11 21:36	107-06-2	
1,1-Dichloroethene	296U	ug/kg	592	296	100		04/15/11 21:36	75-35-4	
trans-1,2-Dichloroethene	361U	ug/kg	592	361	100		04/15/11 21:36	156-60-5	
1,2-Dichloropropane	296U	ug/kg	592	296	100		04/15/11 21:36	78-87-5	
cis-1,3-Dichloropropene	296U	ug/kg	592	296	100		04/15/11 21:36	10061-01-5	
trans-1,3-Dichloropropene	296U	ug/kg	592	296	100		04/15/11 21:36	10061-02-6	
Ethylbenzene	335U	ug/kg	592	335	100		04/15/11 21:36	100-41-4	
Methylene Chloride	296U	ug/kg	592	296	100		04/15/11 21:36	75-09-2	
Methyl-tert-butyl ether	296U	ug/kg	592	296	100		04/15/11 21:36	1634-04-4	
1,1,2,2-Tetrachloroethane	296U	ug/kg	592	296	100		04/15/11 21:36	79-34-5	
Tetrachloroethene	296U	ug/kg	592	296	100		04/15/11 21:36	127-18-4	
Toluene	320U	ug/kg	592	320	100		04/15/11 21:36	108-88-3	
1,1,1-Trichloroethane	325U	ug/kg	592	325	100		04/15/11 21:36	71-55-6	
1,1,2-Trichloroethane	296U	ug/kg	592	296	100		04/15/11 21:36	79-00-5	
Trichloroethene	334U	ug/kg	592	334	100		04/15/11 21:36	79-01-6	
Trichlorofluoromethane	322U	ug/kg	592	322	100		04/15/11 21:36	75-69-4	
Vinyl chloride	319U	ug/kg	592	319	100		04/15/11 21:36	75-01-4	
Xylene (Total)	609U	ug/kg	1780	609	100		04/15/11 21:36	1330-20-7	
Dibromofluoromethane (S)	97 %		82-115		100		04/15/11 21:36	1868-53-7	
Toluene-d8 (S)	95 %		84-117		100		04/15/11 21:36	2037-26-5	
4-Bromofluorobenzene (S)	86 %		55-148		100		04/15/11 21:36	460-00-4	
1,2-Dichloroethane-d4 (S)	94 %		80-131		100		04/15/11 21:36	17060-07-0	
Percent Moisture		Analytical Method: ASTM D2974-87							
Percent Moisture	15.6 %		0.10	0.10	1		04/15/11 17:16		

ANALYTICAL RESULTS

Project: 103-82514/LES
Pace Project No.: 3529138

Sample: SB-3-1 Lab ID: 3529138005 Collected: 04/12/11 16:25 Received: 04/13/11 09:20 Matrix: Solid

Results reported on a "dry-weight" basis

Parameters	Results	Units	PQL	MDL	DF	Prepared	Analyzed	CAS No.	Qual
FL-PRO Soil Microwave									
Analytical Method: FL-PRO Preparation Method: EPA 3546									
Petroleum Range Organics	22.2	mg/kg	4.7	3.0	1	04/15/11 19:15	04/18/11 12:07		
C-39 (S)	97	%	60-118		1	04/15/11 19:15	04/18/11 12:07		
o-Terphenyl (S)	90	%	62-109		1	04/15/11 19:15	04/18/11 12:07	84-15-1	
6010 MET ICP									
Analytical Method: EPA 6010 Preparation Method: EPA 3050									
Arsenic	0.79	mg/kg	0.48	0.24	1	04/14/11 11:15	04/16/11 01:38	7440-38-2	
Barium	9.8	mg/kg	0.48	0.24	1	04/14/11 11:15	04/16/11 01:38	7440-39-3	
Cadmium	0.11	mg/kg	0.048	0.024	1	04/14/11 11:15	04/16/11 01:38	7440-43-9	
Chromium	2.9	mg/kg	0.24	0.12	1	04/14/11 11:15	04/16/11 01:38	7440-47-3	
Lead	20.3	mg/kg	0.48	0.24	1	04/14/11 11:15	04/16/11 01:38	7439-92-1	
Selenium	0.36U	mg/kg	0.72	0.36	1	04/14/11 11:15	04/16/11 01:38	7782-49-2	
Silver	0.12U	mg/kg	0.24	0.12	1	04/14/11 11:15	04/16/11 01:38	7440-22-4	
7471 Mercury									
Analytical Method: EPA 7471 Preparation Method: EPA 7471									
Mercury	0.028	mg/kg	0.045	0.011	1	04/14/11 10:25	04/18/11 12:52	7439-97-6	
8270 MSSV Short List Microwave									
Analytical Method: EPA 8270 Preparation Method: EPA 3546									
Acenaphthene	5.1	ug/kg	39.0	3.9	1	04/15/11 22:27	04/19/11 01:35	83-32-9	
Acenaphthylene	26.4	ug/kg	39.0	4.6	1	04/15/11 22:27	04/19/11 01:35	208-96-8	
Anthracene	15.8	ug/kg	39.0	2.4	1	04/15/11 22:27	04/19/11 01:35	120-12-7	
Benzo(a)anthracene	3.5U	ug/kg	39.0	3.5	1	04/15/11 22:27	04/19/11 01:35	56-55-3	
Benzo(a)pyrene	27.3	ug/kg	39.0	4.3	1	04/15/11 22:27	04/19/11 01:35	50-32-8	
Benzo(b)fluoranthene	27.2	ug/kg	39.0	2.7	1	04/15/11 22:27	04/19/11 01:35	205-99-2	
Benzo(g,h,i)perylene	20.0	ug/kg	39.0	3.6	1	04/15/11 22:27	04/19/11 01:35	191-24-2	
Benzo(k)fluoranthene	5.8U	ug/kg	39.0	5.8	1	04/15/11 22:27	04/19/11 01:35	207-08-9	
Chrysene	21.9	ug/kg	39.0	3.5	1	04/15/11 22:27	04/19/11 01:35	218-01-9	
Dibenz(a,h)anthracene	4.2U	ug/kg	39.0	4.2	1	04/15/11 22:27	04/19/11 01:35	53-70-3	
Fluoranthene	24.8	ug/kg	39.0	4.4	1	04/15/11 22:27	04/19/11 01:35	206-44-0	
Fluorene	7.9	ug/kg	39.0	2.9	1	04/15/11 22:27	04/19/11 01:35	86-73-7	
Indeno(1,2,3-cd)pyrene	12.2	ug/kg	39.0	4.1	1	04/15/11 22:27	04/19/11 01:35	193-39-5	
1-Methylnaphthalene	5.5	ug/kg	39.0	4.9	1	04/15/11 22:27	04/19/11 01:35	90-12-0	
2-Methylnaphthalene	7.4	ug/kg	39.0	5.4	1	04/15/11 22:27	04/19/11 01:35	91-57-6	
Naphthalene	8.6	ug/kg	39.0	4.2	1	04/15/11 22:27	04/19/11 01:35	91-20-3	
Phenanthrene	27.2	ug/kg	39.0	3.7	1	04/15/11 22:27	04/19/11 01:35	85-01-8	
Pyrene	53.4	ug/kg	39.0	4.7	1	04/15/11 22:27	04/19/11 01:35	129-00-0	
2-Fluorobiphenyl (S)	68	%	18-110		1	04/15/11 22:27	04/19/11 01:35	321-60-8	
Terphenyl-d14 (S)	75	%	10-123		1	04/15/11 22:27	04/19/11 01:35	1718-51-0	
8260 MSV 5030 Low Level									
Analytical Method: EPA 8260									
Acrolein	25.2U	ug/kg	35.8	25.2	1		04/19/11 15:57	107-02-8	J(M1)
Acrylonitrile	19.2U	ug/kg	35.8	19.2	1		04/19/11 15:57	107-13-1	
Benzene	1.8U	ug/kg	3.6	1.8	1		04/19/11 15:57	71-43-2	
Bromodichloromethane	1.8U	ug/kg	3.6	1.8	1		04/19/11 15:57	75-27-4	
Bromoform	1.8U	ug/kg	3.6	1.8	1		04/19/11 15:57	75-25-2	

ANALYTICAL RESULTS

Project: 103-82514/LES
Pace Project No.: 3529138

Sample: SB-3-1 Lab ID: 3529138005 Collected: 04/12/11 16:25 Received: 04/13/11 09:20 Matrix: Solid

Results reported on a "dry-weight" basis

Parameters	Results	Units	PQL	MDL	DF	Prepared	Analyzed	CAS No.	Qual
8260 MSV 5030 Low Level		Analytical Method: EPA 8260							
Bromomethane	1.8U	ug/kg	3.6	1.8	1		04/19/11 15:57	74-83-9	
Carbon tetrachloride	1.8U	ug/kg	3.6	1.8	1		04/19/11 15:57	56-23-5	
Chlorobenzene	1.8U	ug/kg	3.6	1.8	1		04/19/11 15:57	108-90-7	
Chloroethane	2.6U	ug/kg	3.6	2.6	1		04/19/11 15:57	75-00-3	
Chloroform	2.1U	ug/kg	3.6	2.1	1		04/19/11 15:57	67-66-3	
Chloromethane	2.0U	ug/kg	3.6	2.0	1		04/19/11 15:57	74-87-3	
Dibromochloromethane	1.8U	ug/kg	3.6	1.8	1		04/19/11 15:57	124-48-1	
1,1-Dichloroethane	2.0U	ug/kg	3.6	2.0	1		04/19/11 15:57	75-34-3	
1,2-Dichloroethane	1.8U	ug/kg	3.6	1.8	1		04/19/11 15:57	107-06-2	
1,1-Dichloroethene	1.8U	ug/kg	3.6	1.8	1		04/19/11 15:57	75-35-4	
trans-1,2-Dichloroethene	2.2U	ug/kg	3.6	2.2	1		04/19/11 15:57	156-60-5	
1,2-Dichloropropane	1.8U	ug/kg	3.6	1.8	1		04/19/11 15:57	78-87-5	
cis-1,3-Dichloropropene	1.8U	ug/kg	3.6	1.8	1		04/19/11 15:57	10061-01-5	
trans-1,3-Dichloropropene	1.8U	ug/kg	3.6	1.8	1		04/19/11 15:57	10061-02-6	
Ethylbenzene	2.0U	ug/kg	3.6	2.0	1		04/19/11 15:57	100-41-4	
Methylene Chloride	1.8U	ug/kg	3.6	1.8	1		04/19/11 15:57	75-09-2	
Methyl-tert-butyl ether	1.8U	ug/kg	3.6	1.8	1		04/19/11 15:57	1634-04-4	
1,1,2,2-Tetrachloroethane	1.8U	ug/kg	3.6	1.8	1		04/19/11 15:57	79-34-5	
Tetrachloroethene	1.8U	ug/kg	3.6	1.8	1		04/19/11 15:57	127-18-4	
Toluene	1.9U	ug/kg	3.6	1.9	1		04/19/11 15:57	108-88-3	
1,1,1-Trichloroethane	2.0U	ug/kg	3.6	2.0	1		04/19/11 15:57	71-55-6	
1,1,2-Trichloroethane	1.8U	ug/kg	3.6	1.8	1		04/19/11 15:57	79-00-5	
Trichloroethene	2.0U	ug/kg	3.6	2.0	1		04/19/11 15:57	79-01-6	
Trichlorofluoromethane	1.9U	ug/kg	3.6	1.9	1		04/19/11 15:57	75-69-4	
Vinyl chloride	1.9U	ug/kg	3.6	1.9	1		04/19/11 15:57	75-01-4	
Xylene (Total)	3.7U	ug/kg	10.7	3.7	1		04/19/11 15:57	1330-20-7	
Dibromofluoromethane (S)	98 %		82-115		1		04/19/11 15:57	1868-53-7	1p
Toluene-d8 (S)	101 %		84-117		1		04/19/11 15:57	2037-26-5	
4-Bromofluorobenzene (S)	96 %		55-148		1		04/19/11 15:57	460-00-4	
1,2-Dichloroethane-d4 (S)	95 %		80-131		1		04/19/11 15:57	17060-07-0	
Percent Moisture		Analytical Method: ASTM D2974-87							
Percent Moisture	16.2 %		0.10	0.10	1		04/15/11 17:17		

ANALYTICAL RESULTS

Project: 103-82514/LES
Pace Project No.: 3529138

Sample: SB-3-2 **Lab ID: 3529138006** Collected: 04/12/11 10:26 Received: 04/13/11 09:20 Matrix: Solid

Results reported on a "dry-weight" basis

Parameters	Results	Units	PQL	MDL	DF	Prepared	Analyzed	CAS No.	Qual
FL-PRO Soil Microwave Analytical Method: FL-PRO Preparation Method: EPA 3546									
Petroleum Range Organics	250	mg/kg	4.6	2.9	1	04/15/11 19:15	04/18/11 12:38		
C-39 (S)	100	%	60-118		1	04/15/11 19:15	04/18/11 12:38		
o-Terphenyl (S)	130	%	62-109		1	04/15/11 19:15	04/18/11 12:38	84-15-1	J(S0)
6010 MET ICP Analytical Method: EPA 6010 Preparation Method: EPA 3050									
Arsenic	7.5	mg/kg	0.45	0.23	1	04/14/11 11:15	04/16/11 01:48	7440-38-2	
Barium	77.7	mg/kg	0.45	0.23	1	04/14/11 11:15	04/16/11 01:48	7440-39-3	
Cadmium	0.73	mg/kg	0.045	0.023	1	04/14/11 11:15	04/16/11 01:48	7440-43-9	
Chromium	3.2	mg/kg	0.23	0.11	1	04/14/11 11:15	04/16/11 01:48	7440-47-3	
Lead	205	mg/kg	0.45	0.23	1	04/14/11 11:15	04/16/11 01:48	7439-92-1	
Selenium	0.34U	mg/kg	0.68	0.34	1	04/14/11 11:15	04/16/11 01:48	7782-49-2	
Silver	0.18 l	mg/kg	0.23	0.11	1	04/14/11 11:15	04/16/11 01:48	7440-22-4	
7471 Mercury Analytical Method: EPA 7471 Preparation Method: EPA 7471									
Mercury	0.19	mg/kg	0.048	0.012	1	04/14/11 10:25	04/18/11 13:01	7439-97-6	
8270 MSSV Short List Microwave Analytical Method: EPA 8270 Preparation Method: EPA 3546									
Acenaphthene	59.9	ug/kg	37.8	3.8	1	04/15/11 22:27	04/19/11 01:55	83-32-9	
Acenaphthylene	117	ug/kg	37.8	4.5	1	04/15/11 22:27	04/19/11 01:55	208-96-8	
Anthracene	214	ug/kg	37.8	2.3	1	04/15/11 22:27	04/19/11 01:55	120-12-7	
Benzo(a)anthracene	961	ug/kg	37.8	3.4	1	04/15/11 22:27	04/19/11 01:55	56-55-3	
Benzo(a)pyrene	1100	ug/kg	37.8	4.1	1	04/15/11 22:27	04/19/11 01:55	50-32-8	
Benzo(b)fluoranthene	1490	ug/kg	37.8	2.7	1	04/15/11 22:27	04/19/11 01:55	205-99-2	
Benzo(g,h,i)perylene	762	ug/kg	37.8	3.5	1	04/15/11 22:27	04/19/11 01:55	191-24-2	
Benzo(k)fluoranthene	531	ug/kg	37.8	5.6	1	04/15/11 22:27	04/19/11 01:55	207-08-9	
Chrysene	868	ug/kg	37.8	3.4	1	04/15/11 22:27	04/19/11 01:55	218-01-9	
Dibenz(a,h)anthracene	236	ug/kg	37.8	4.0	1	04/15/11 22:27	04/19/11 01:55	53-70-3	
Fluoranthene	1030	ug/kg	37.8	4.2	1	04/15/11 22:27	04/19/11 01:55	206-44-0	
Fluorene	95.8	ug/kg	37.8	2.8	1	04/15/11 22:27	04/19/11 01:55	86-73-7	
Indeno(1,2,3-cd)pyrene	671	ug/kg	37.8	4.0	1	04/15/11 22:27	04/19/11 01:55	193-39-5	
1-Methylnaphthalene	260	ug/kg	37.8	4.8	1	04/15/11 22:27	04/19/11 01:55	90-12-0	
2-Methylnaphthalene	314	ug/kg	37.8	5.3	1	04/15/11 22:27	04/19/11 01:55	91-57-6	
Naphthalene	76.4	ug/kg	37.8	4.0	1	04/15/11 22:27	04/19/11 01:55	91-20-3	
Phenanthrene	478	ug/kg	37.8	3.6	1	04/15/11 22:27	04/19/11 01:55	85-01-8	
Pyrene	1100	ug/kg	37.8	4.6	1	04/15/11 22:27	04/19/11 01:55	129-00-0	
2-Fluorobiphenyl (S)	72	%	18-110		1	04/15/11 22:27	04/19/11 01:55	321-60-8	
Terphenyl-d14 (S)	84	%	10-123		1	04/15/11 22:27	04/19/11 01:55	1718-51-0	
8260 MSV 5030 Low Level Analytical Method: EPA 8260									
Acrolein	54.7U	ug/kg	77.6	54.7	1		04/14/11 17:27	107-02-8	
Acrylonitrile	41.7U	ug/kg	77.6	41.7	1		04/14/11 17:27	107-13-1	
Benzene	10.3	ug/kg	7.8	4.0	1		04/14/11 17:27	71-43-2	
Bromodichloromethane	3.9U	ug/kg	7.8	3.9	1		04/14/11 17:27	75-27-4	
Bromoform	3.9U	ug/kg	7.8	3.9	1		04/14/11 17:27	75-25-2	

ANALYTICAL RESULTS

Project: 103-82514/LES
Pace Project No.: 3529138

Sample: SB-3-2 Lab ID: 3529138006 Collected: 04/12/11 10:26 Received: 04/13/11 09:20 Matrix: Solid
Results reported on a "dry-weight" basis

Parameters	Results	Units	PQL	MDL	DF	Prepared	Analyzed	CAS No.	Qual
8260 MSV 5030 Low Level		Analytical Method: EPA 8260							
Bromomethane	3.9U	ug/kg	7.8	3.9	1		04/14/11 17:27	74-83-9	
Carbon tetrachloride	3.9U	ug/kg	7.8	3.9	1		04/14/11 17:27	56-23-5	
Chlorobenzene	3.9U	ug/kg	7.8	3.9	1		04/14/11 17:27	108-90-7	
Chloroethane	5.6U	ug/kg	7.8	5.6	1		04/14/11 17:27	75-00-3	
Chloroform	4.6U	ug/kg	7.8	4.6	1		04/14/11 17:27	67-66-3	
Chloromethane	4.3U	ug/kg	7.8	4.3	1		04/14/11 17:27	74-87-3	
Dibromochloromethane	3.9U	ug/kg	7.8	3.9	1		04/14/11 17:27	124-48-1	
1,1-Dichloroethane	4.2U	ug/kg	7.8	4.2	1		04/14/11 17:27	75-34-3	
1,2-Dichloroethane	3.9U	ug/kg	7.8	3.9	1		04/14/11 17:27	107-06-2	
1,1-Dichloroethene	3.9U	ug/kg	7.8	3.9	1		04/14/11 17:27	75-35-4	
trans-1,2-Dichloroethene	4.7U	ug/kg	7.8	4.7	1		04/14/11 17:27	156-60-5	
1,2-Dichloropropane	3.9U	ug/kg	7.8	3.9	1		04/14/11 17:27	78-87-5	
cis-1,3-Dichloropropene	3.9U	ug/kg	7.8	3.9	1		04/14/11 17:27	10061-01-5	
trans-1,3-Dichloropropene	3.9U	ug/kg	7.8	3.9	1		04/14/11 17:27	10061-02-6	
Ethylbenzene	4.4U	ug/kg	7.8	4.4	1		04/14/11 17:27	100-41-4	
Methylene Chloride	3.9U	ug/kg	7.8	3.9	1		04/14/11 17:27	75-09-2	
Methyl-tert-butyl ether	3.9U	ug/kg	7.8	3.9	1		04/14/11 17:27	1634-04-4	
1,1,2,2-Tetrachloroethane	3.9U	ug/kg	7.8	3.9	1		04/14/11 17:27	79-34-5	
Tetrachloroethene	3.9U	ug/kg	7.8	3.9	1		04/14/11 17:27	127-18-4	
Toluene	4.9 I	ug/kg	7.8	4.2	1		04/14/11 17:27	108-88-3	
1,1,1-Trichloroethane	4.3U	ug/kg	7.8	4.3	1		04/14/11 17:27	71-55-6	
1,1,2-Trichloroethane	3.9U	ug/kg	7.8	3.9	1		04/14/11 17:27	79-00-5	
Trichloroethene	4.4U	ug/kg	7.8	4.4	1		04/14/11 17:27	79-01-6	
Trichlorofluoromethane	4.2U	ug/kg	7.8	4.2	1		04/14/11 17:27	75-69-4	
Vinyl chloride	4.2U	ug/kg	7.8	4.2	1		04/14/11 17:27	75-01-4	
Xylene (Total)	8.0U	ug/kg	23.3	8.0	1		04/14/11 17:27	1330-20-7	
Dibromofluoromethane (S)	100 %		82-115		1		04/14/11 17:27	1868-53-7	
Toluene-d8 (S)	100 %		84-117		1		04/14/11 17:27	2037-26-5	
4-Bromofluorobenzene (S)	100 %		55-148		1		04/14/11 17:27	460-00-4	
1,2-Dichloroethane-d4 (S)	97 %		80-131		1		04/14/11 17:27	17060-07-0	
Percent Moisture		Analytical Method: ASTM D2974-87							
Percent Moisture	12.7 %		0.10	0.10	1		04/15/11 17:17		

ANALYTICAL RESULTS

Project: 103-82514/LES
Pace Project No.: 3529138

Sample: SB-8-1 Lab ID: 3529138007 Collected: 04/12/11 13:10 Received: 04/13/11 09:20 Matrix: Solid

Results reported on a "dry-weight" basis

Parameters	Results	Units	PQL	MDL	DF	Prepared	Analyzed	CAS No.	Qual
FL-PRO Soil Microwave		Analytical Method: FL-PRO Preparation Method: EPA 3546							
Petroleum Range Organics	23.7	mg/kg	4.6	3.0	1	04/15/11 19:15	04/18/11 13:42		
C-39 (S)	102	%	60-118		1	04/15/11 19:15	04/18/11 13:42		
o-Terphenyl (S)	96	%	62-109		1	04/15/11 19:15	04/18/11 13:42	84-15-1	
6010 MET ICP		Analytical Method: EPA 6010 Preparation Method: EPA 3050							
Arsenic	8.0	mg/kg	0.48	0.24	1	04/14/11 11:15	04/16/11 01:52	7440-38-2	
Barium	9.1	mg/kg	0.48	0.24	1	04/14/11 11:15	04/16/11 01:52	7440-39-3	
Cadmium	0.29	mg/kg	0.048	0.024	1	04/14/11 11:15	04/16/11 01:52	7440-43-9	
Chromium	11.6	mg/kg	0.24	0.12	1	04/14/11 11:15	04/16/11 01:52	7440-47-3	
Lead	63.6	mg/kg	0.48	0.24	1	04/14/11 11:15	04/16/11 01:52	7439-92-1	
Selenium	0.36U	mg/kg	0.73	0.36	1	04/14/11 11:15	04/16/11 01:52	7782-49-2	
Silver	0.12U	mg/kg	0.24	0.12	1	04/14/11 11:15	04/16/11 01:52	7440-22-4	
7471 Mercury		Analytical Method: EPA 7471 Preparation Method: EPA 7471							
Mercury	0.012U	mg/kg	0.048	0.012	1	04/14/11 10:25	04/18/11 13:05	7439-97-6	
8270 MSSV Short List Microwave		Analytical Method: EPA 8270 Preparation Method: EPA 3546							
Acenaphthene	92.1	ug/kg	52.7	5.3	1	04/15/11 22:27	04/19/11 02:15	83-32-9	
Acenaphthylene	54.0	ug/kg	52.7	6.2	1	04/15/11 22:27	04/19/11 02:15	208-96-8	
Anthracene	249	ug/kg	52.7	3.3	1	04/15/11 22:27	04/19/11 02:15	120-12-7	
Benzo(a)anthracene	226	ug/kg	52.7	4.7	1	04/15/11 22:27	04/19/11 02:15	56-55-3	
Benzo(a)pyrene	137	ug/kg	52.7	5.8	1	04/15/11 22:27	04/19/11 02:15	50-32-8	
Benzo(b)fluoranthene	216	ug/kg	52.7	3.7	1	04/15/11 22:27	04/19/11 02:15	205-99-2	
Benzo(g,h,i)perylene	73.9	ug/kg	52.7	4.9	1	04/15/11 22:27	04/19/11 02:15	191-24-2	
Benzo(k)fluoranthene	73.0	ug/kg	52.7	7.8	1	04/15/11 22:27	04/19/11 02:15	207-08-9	
Chrysene	227	ug/kg	52.7	4.7	1	04/15/11 22:27	04/19/11 02:15	218-01-9	
Dibenz(a,h)anthracene	25.7	ug/kg	52.7	5.6	1	04/15/11 22:27	04/19/11 02:15	53-70-3	
Fluoranthene	923	ug/kg	52.7	5.9	1	04/15/11 22:27	04/19/11 02:15	206-44-0	
Fluorene	150	ug/kg	52.7	4.0	1	04/15/11 22:27	04/19/11 02:15	86-73-7	
Indeno(1,2,3-cd)pyrene	71.6	ug/kg	52.7	5.6	1	04/15/11 22:27	04/19/11 02:15	193-39-5	
1-Methylnaphthalene	12.1	ug/kg	52.7	6.7	1	04/15/11 22:27	04/19/11 02:15	90-12-0	
2-Methylnaphthalene	17.9	ug/kg	52.7	7.3	1	04/15/11 22:27	04/19/11 02:15	91-57-6	
Naphthalene	6.6	ug/kg	52.7	5.6	1	04/15/11 22:27	04/19/11 02:15	91-20-3	
Phenanthrene	838	ug/kg	52.7	5.0	1	04/15/11 22:27	04/19/11 02:15	85-01-8	
Pyrene	647	ug/kg	52.7	6.4	1	04/15/11 22:27	04/19/11 02:15	129-00-0	
2-Fluorobiphenyl (S)	58	%	18-110		1	04/15/11 22:27	04/19/11 02:15	321-60-8	
Terphenyl-d14 (S)	79	%	10-123		1	04/15/11 22:27	04/19/11 02:15	1718-51-0	
8260 MSV 5030 Low Level		Analytical Method: EPA 8260							
Acrolein	42.7U	ug/kg	60.5	42.7	1		04/19/11 16:31	107-02-8	
Acrylonitrile	32.5U	ug/kg	60.5	32.5	1		04/19/11 16:31	107-13-1	
Benzene	3.1U	ug/kg	6.0	3.1	1		04/19/11 16:31	71-43-2	
Bromodichloromethane	3.0U	ug/kg	6.0	3.0	1		04/19/11 16:31	75-27-4	
Bromoform	3.0U	ug/kg	6.0	3.0	1		04/19/11 16:31	75-25-2	

ANALYTICAL RESULTS

Project: 103-82514/LES
Pace Project No.: 3529138

Sample: SB-8-1 Lab ID: 3529138007 Collected: 04/12/11 13:10 Received: 04/13/11 09:20 Matrix: Solid

Results reported on a "dry-weight" basis

Parameters	Results	Units	PQL	MDL	DF	Prepared	Analyzed	CAS No.	Qual
8260 MSV 5030 Low Level		Analytical Method: EPA 8260							
Bromomethane	3.0U	ug/kg	6.0	3.0	1		04/19/11 16:31	74-83-9	
Carbon tetrachloride	3.0U	ug/kg	6.0	3.0	1		04/19/11 16:31	56-23-5	
Chlorobenzene	3.0U	ug/kg	6.0	3.0	1		04/19/11 16:31	108-90-7	
Chloroethane	4.3U	ug/kg	6.0	4.3	1		04/19/11 16:31	75-00-3	
Chloroform	3.6U	ug/kg	6.0	3.6	1		04/19/11 16:31	67-66-3	
Chloromethane	3.4U	ug/kg	6.0	3.4	1		04/19/11 16:31	74-87-3	
Dibromochloromethane	3.0U	ug/kg	6.0	3.0	1		04/19/11 16:31	124-48-1	
1,1-Dichloroethane	3.3U	ug/kg	6.0	3.3	1		04/19/11 16:31	75-34-3	
1,2-Dichloroethane	3.0U	ug/kg	6.0	3.0	1		04/19/11 16:31	107-06-2	
1,1-Dichloroethene	3.0U	ug/kg	6.0	3.0	1		04/19/11 16:31	75-35-4	
trans-1,2-Dichloroethene	3.7U	ug/kg	6.0	3.7	1		04/19/11 16:31	156-60-5	
1,2-Dichloropropane	3.0U	ug/kg	6.0	3.0	1		04/19/11 16:31	78-87-5	
cis-1,3-Dichloropropene	3.0U	ug/kg	6.0	3.0	1		04/19/11 16:31	10061-01-5	
trans-1,3-Dichloropropene	3.0U	ug/kg	6.0	3.0	1		04/19/11 16:31	10061-02-6	
Ethylbenzene	3.4U	ug/kg	6.0	3.4	1		04/19/11 16:31	100-41-4	
Methylene Chloride	3.0U	ug/kg	6.0	3.0	1		04/19/11 16:31	75-09-2	
Methyl-tert-butyl ether	3.0U	ug/kg	6.0	3.0	1		04/19/11 16:31	1634-04-4	
1,1,2,2-Tetrachloroethane	3.0U	ug/kg	6.0	3.0	1		04/19/11 16:31	79-34-5	
Tetrachloroethene	3.0U	ug/kg	6.0	3.0	1		04/19/11 16:31	127-18-4	
Toluene	3.3U	ug/kg	6.0	3.3	1		04/19/11 16:31	108-88-3	
1,1,1-Trichloroethane	3.3U	ug/kg	6.0	3.3	1		04/19/11 16:31	71-55-6	
1,1,2-Trichloroethane	3.0U	ug/kg	6.0	3.0	1		04/19/11 16:31	79-00-5	
Trichloroethene	3.4U	ug/kg	6.0	3.4	1		04/19/11 16:31	79-01-6	
Trichlorofluoromethane	3.3U	ug/kg	6.0	3.3	1		04/19/11 16:31	75-69-4	
Vinyl chloride	3.3U	ug/kg	6.0	3.3	1		04/19/11 16:31	75-01-4	
Xylene (Total)	6.2U	ug/kg	18.1	6.2	1		04/19/11 16:31	1330-20-7	
Dibromofluoromethane (S)	97 %		82-115		1		04/19/11 16:31	1868-53-7	1p
Toluene-d8 (S)	98 %		84-117		1		04/19/11 16:31	2037-26-5	
4-Bromofluorobenzene (S)	99 %		55-148		1		04/19/11 16:31	460-00-4	
1,2-Dichloroethane-d4 (S)	93 %		80-131		1		04/19/11 16:31	17060-07-0	
Percent Moisture		Analytical Method: ASTM D2974-87							
Percent Moisture	14.6 %		0.10	0.10	1		04/15/11 17:17		

ANALYTICAL RESULTS

Project: 103-82514/LES
Pace Project No.: 3529138

Sample: SB-8-2 Lab ID: 3529138008 Collected: 04/12/11 13:11 Received: 04/13/11 09:20 Matrix: Solid

Results reported on a "dry-weight" basis

Parameters	Results	Units	PQL	MDL	DF	Prepared	Analyzed	CAS No.	Qual
FL-PRO Soil Microwave									
Analytical Method: FL-PRO Preparation Method: EPA 3546									
Petroleum Range Organics	8.8	mg/kg	4.7	3.0	1	04/15/11 19:15	04/18/11 14:14		
C-39 (S)	102	%	60-118		1	04/15/11 19:15	04/18/11 14:14		
o-Terphenyl (S)	97	%	62-109		1	04/15/11 19:15	04/18/11 14:14	84-15-1	
6010 MET ICP									
Analytical Method: EPA 6010 Preparation Method: EPA 3050									
Arsenic	0.38	mg/kg	0.50	0.25	1	04/14/11 11:15	04/16/11 01:55	7440-38-2	
Barium	9.1	mg/kg	0.50	0.25	1	04/14/11 11:15	04/16/11 01:55	7440-39-3	
Cadmium	0.025	mg/kg	0.050	0.025	1	04/14/11 11:15	04/16/11 01:55	7440-43-9	
Chromium	6.0	mg/kg	0.25	0.12	1	04/14/11 11:15	04/16/11 01:55	7440-47-3	
Lead	4.3	mg/kg	0.50	0.25	1	04/14/11 11:15	04/16/11 01:55	7439-92-1	
Selenium	0.37	mg/kg	0.75	0.37	1	04/14/11 11:15	04/16/11 01:55	7782-49-2	
Silver	0.12	mg/kg	0.25	0.12	1	04/14/11 11:15	04/16/11 01:55	7440-22-4	
7471 Mercury									
Analytical Method: EPA 7471 Preparation Method: EPA 7471									
Mercury	0.013	mg/kg	0.050	0.013	1	04/14/11 10:25	04/18/11 13:08	7439-97-6	
8270 MSSV Short List Microwave									
Analytical Method: EPA 8270 Preparation Method: EPA 3546									
Acenaphthene	54.7	ug/kg	39.0	3.9	1	04/15/11 22:27	04/19/11 02:35	83-32-9	
Acenaphthylene	17.1	ug/kg	39.0	4.6	1	04/15/11 22:27	04/19/11 02:35	208-96-8	
Anthracene	101	ug/kg	39.0	2.4	1	04/15/11 22:27	04/19/11 02:35	120-12-7	
Benzo(a)anthracene	85.6	ug/kg	39.0	3.5	1	04/15/11 22:27	04/19/11 02:35	56-55-3	
Benzo(a)pyrene	47.8	ug/kg	39.0	4.3	1	04/15/11 22:27	04/19/11 02:35	50-32-8	
Benzo(b)fluoranthene	80.4	ug/kg	39.0	2.7	1	04/15/11 22:27	04/19/11 02:35	205-99-2	
Benzo(g,h,i)perylene	22.4	ug/kg	39.0	3.6	1	04/15/11 22:27	04/19/11 02:35	191-24-2	
Benzo(k)fluoranthene	27.2	ug/kg	39.0	5.8	1	04/15/11 22:27	04/19/11 02:35	207-08-9	
Chrysene	101	ug/kg	39.0	3.5	1	04/15/11 22:27	04/19/11 02:35	218-01-9	
Dibenz(a,h)anthracene	9.3	ug/kg	39.0	4.2	1	04/15/11 22:27	04/19/11 02:35	53-70-3	
Fluoranthene	363	ug/kg	39.0	4.4	1	04/15/11 22:27	04/19/11 02:35	206-44-0	
Fluorene	75.0	ug/kg	39.0	2.9	1	04/15/11 22:27	04/19/11 02:35	86-73-7	
Indeno(1,2,3-cd)pyrene	22.3	ug/kg	39.0	4.1	1	04/15/11 22:27	04/19/11 02:35	193-39-5	
1-Methylnaphthalene	8.5	ug/kg	39.0	4.9	1	04/15/11 22:27	04/19/11 02:35	90-12-0	
2-Methylnaphthalene	12.3	ug/kg	39.0	5.4	1	04/15/11 22:27	04/19/11 02:35	91-57-6	
Naphthalene	4.3	ug/kg	39.0	4.2	1	04/15/11 22:27	04/19/11 02:35	91-20-3	
Phenanthrene	286	ug/kg	39.0	3.7	1	04/15/11 22:27	04/19/11 02:35	85-01-8	
Pyrene	254	ug/kg	39.0	4.7	1	04/15/11 22:27	04/19/11 02:35	129-00-0	
2-Fluorobiphenyl (S)	61	%	18-110		1	04/15/11 22:27	04/19/11 02:35	321-60-8	
Terphenyl-d14 (S)	64	%	10-123		1	04/15/11 22:27	04/19/11 02:35	1718-51-0	
8260 MSV 5030 Low Level									
Analytical Method: EPA 8260									
Acrolein	39.0	ug/kg	55.3	39.0	1		04/14/11 18:27	107-02-8	
Acrylonitrile	29.7	ug/kg	55.3	29.7	1		04/14/11 18:27	107-13-1	
Benzene	2.8	ug/kg	5.5	2.8	1		04/14/11 18:27	71-43-2	
Bromodichloromethane	2.8	ug/kg	5.5	2.8	1		04/14/11 18:27	75-27-4	
Bromoform	2.8	ug/kg	5.5	2.8	1		04/14/11 18:27	75-25-2	

ANALYTICAL RESULTS

Project: 103-82514/LES
Pace Project No.: 3529138

Sample: SB-8-2 Lab ID: 3529138008 Collected: 04/12/11 13:11 Received: 04/13/11 09:20 Matrix: Solid

Results reported on a "dry-weight" basis

Parameters	Results	Units	PQL	MDL	DF	Prepared	Analyzed	CAS No.	Qual
8260 MSV 5030 Low Level		Analytical Method: EPA 8260							
Bromomethane	2.8U	ug/kg	5.5	2.8	1		04/14/11 18:27	74-83-9	
Carbon tetrachloride	2.8U	ug/kg	5.5	2.8	1		04/14/11 18:27	56-23-5	
Chlorobenzene	2.8U	ug/kg	5.5	2.8	1		04/14/11 18:27	108-90-7	
Chloroethane	4.0U	ug/kg	5.5	4.0	1		04/14/11 18:27	75-00-3	
Chloroform	3.3U	ug/kg	5.5	3.3	1		04/14/11 18:27	67-66-3	
Chloromethane	3.1U	ug/kg	5.5	3.1	1		04/14/11 18:27	74-87-3	
Dibromochloromethane	2.8U	ug/kg	5.5	2.8	1		04/14/11 18:27	124-48-1	
1,1-Dichloroethane	3.0U	ug/kg	5.5	3.0	1		04/14/11 18:27	75-34-3	
1,2-Dichloroethane	2.8U	ug/kg	5.5	2.8	1		04/14/11 18:27	107-06-2	
1,1-Dichloroethene	2.8U	ug/kg	5.5	2.8	1		04/14/11 18:27	75-35-4	
trans-1,2-Dichloroethene	3.4U	ug/kg	5.5	3.4	1		04/14/11 18:27	156-60-5	
1,2-Dichloropropane	2.8U	ug/kg	5.5	2.8	1		04/14/11 18:27	78-87-5	
cis-1,3-Dichloropropene	2.8U	ug/kg	5.5	2.8	1		04/14/11 18:27	10061-01-5	
trans-1,3-Dichloropropene	2.8U	ug/kg	5.5	2.8	1		04/14/11 18:27	10061-02-6	
Ethylbenzene	3.1U	ug/kg	5.5	3.1	1		04/14/11 18:27	100-41-4	
Methylene Chloride	5.6	ug/kg	5.5	2.8	1		04/14/11 18:27	75-09-2	Z3
Methyl-tert-butyl ether	2.8U	ug/kg	5.5	2.8	1		04/14/11 18:27	1634-04-4	
1,1,2,2-Tetrachloroethane	2.8U	ug/kg	5.5	2.8	1		04/14/11 18:27	79-34-5	
Tetrachloroethene	2.8U	ug/kg	5.5	2.8	1		04/14/11 18:27	127-18-4	
Toluene	3.0U	ug/kg	5.5	3.0	1		04/14/11 18:27	108-88-3	
1,1,1-Trichloroethane	3.0U	ug/kg	5.5	3.0	1		04/14/11 18:27	71-55-6	
1,1,2-Trichloroethane	2.8U	ug/kg	5.5	2.8	1		04/14/11 18:27	79-00-5	
Trichloroethene	3.1U	ug/kg	5.5	3.1	1		04/14/11 18:27	79-01-6	
Trichlorofluoromethane	3.0U	ug/kg	5.5	3.0	1		04/14/11 18:27	75-69-4	
Vinyl chloride	3.0U	ug/kg	5.5	3.0	1		04/14/11 18:27	75-01-4	
Xylene (Total)	5.7U	ug/kg	16.6	5.7	1		04/14/11 18:27	1330-20-7	
Dibromofluoromethane (S)	99 %		82-115		1		04/14/11 18:27	1868-53-7	
Toluene-d8 (S)	98 %		84-117		1		04/14/11 18:27	2037-26-5	
4-Bromofluorobenzene (S)	103 %		55-148		1		04/14/11 18:27	460-00-4	
1,2-Dichloroethane-d4 (S)	98 %		80-131		1		04/14/11 18:27	17060-07-0	
Percent Moisture		Analytical Method: ASTM D2974-87							
Percent Moisture	15.6 %		0.10	0.10	1		04/15/11 17:17		

ANALYTICAL RESULTS

Project: 103-82514/LES
Pace Project No.: 3529138

Sample: SB-7-1 **Lab ID: 3529138009** Collected: 04/12/11 13:35 Received: 04/13/11 09:20 Matrix: Solid

Results reported on a "dry-weight" basis

Parameters	Results	Units	PQL	MDL	DF	Prepared	Analyzed	CAS No.	Qual
FL-PRO Soil Microwave									
Analytical Method: FL-PRO Preparation Method: EPA 3546									
Petroleum Range Organics	543	mg/kg	4.2	2.7	1	04/15/11 19:15	04/18/11 14:45		
C-39 (S)	135	%	60-118		1	04/15/11 19:15	04/18/11 14:45		J(S0)
o-Terphenyl (S)	122	%	62-109		1	04/15/11 19:15	04/18/11 14:45	84-15-1	J(S0)
6010 MET ICP									
Analytical Method: EPA 6010 Preparation Method: EPA 3050									
Arsenic	5.9	mg/kg	0.44	0.22	1	04/14/11 11:15	04/16/11 01:58	7440-38-2	
Barium	19.4	mg/kg	0.44	0.22	1	04/14/11 11:15	04/16/11 01:58	7440-39-3	
Cadmium	0.26	mg/kg	0.044	0.022	1	04/14/11 11:15	04/16/11 01:58	7440-43-9	
Chromium	8.2	mg/kg	0.22	0.11	1	04/14/11 11:15	04/16/11 01:58	7440-47-3	
Lead	45.2	mg/kg	0.44	0.22	1	04/14/11 11:15	04/16/11 01:58	7439-92-1	
Selenium	0.33U	mg/kg	0.66	0.33	1	04/14/11 11:15	04/16/11 01:58	7782-49-2	
Silver	0.11U	mg/kg	0.22	0.11	1	04/14/11 11:15	04/16/11 01:58	7440-22-4	
7471 Mercury									
Analytical Method: EPA 7471 Preparation Method: EPA 7471									
Mercury	0.037 l	mg/kg	0.042	0.010	1	04/14/11 10:25	04/18/11 13:10	7439-97-6	J(M1)
8270 MSSV Short List Microwave									
Analytical Method: EPA 8270 Preparation Method: EPA 3546									
Acenaphthene	41.7U	ug/kg	415	41.7	10	04/15/11 22:27	04/19/11 05:16	83-32-9	
Acenaphthylene	145 l	ug/kg	415	49.2	10	04/15/11 22:27	04/19/11 05:16	208-96-8	
Anthracene	81.2 l	ug/kg	415	25.7	10	04/15/11 22:27	04/19/11 05:16	120-12-7	
Benzo(a)anthracene	37.2U	ug/kg	415	37.2	10	04/15/11 22:27	04/19/11 05:16	56-55-3	D3
Benzo(a)pyrene	132 l	ug/kg	415	45.5	10	04/15/11 22:27	04/19/11 05:16	50-32-8	
Benzo(b)fluoranthene	230 l	ug/kg	415	29.2	10	04/15/11 22:27	04/19/11 05:16	205-99-2	
Benzo(g,h,i)perylene	171 l	ug/kg	415	38.4	10	04/15/11 22:27	04/19/11 05:16	191-24-2	
Benzo(k)fluoranthene	61.8U	ug/kg	415	61.8	10	04/15/11 22:27	04/19/11 05:16	207-08-9	
Chrysene	128 l	ug/kg	415	37.2	10	04/15/11 22:27	04/19/11 05:16	218-01-9	
Dibenz(a,h)anthracene	44.4U	ug/kg	415	44.4	10	04/15/11 22:27	04/19/11 05:16	53-70-3	
Fluoranthene	209 l	ug/kg	415	46.6	10	04/15/11 22:27	04/19/11 05:16	206-44-0	
Fluorene	31.3U	ug/kg	415	31.3	10	04/15/11 22:27	04/19/11 05:16	86-73-7	
Indeno(1,2,3-cd)pyrene	93.9 l	ug/kg	415	44.2	10	04/15/11 22:27	04/19/11 05:16	193-39-5	
1-Methylnaphthalene	52.6U	ug/kg	415	52.6	10	04/15/11 22:27	04/19/11 05:16	90-12-0	
2-Methylnaphthalene	57.9U	ug/kg	415	57.9	10	04/15/11 22:27	04/19/11 05:16	91-57-6	
Naphthalene	44.3U	ug/kg	415	44.3	10	04/15/11 22:27	04/19/11 05:16	91-20-3	
Phenanthrene	85.1 l	ug/kg	415	39.5	10	04/15/11 22:27	04/19/11 05:16	85-01-8	
Pyrene	213 l	ug/kg	415	50.5	10	04/15/11 22:27	04/19/11 05:16	129-00-0	
2-Fluorobiphenyl (S)	66	%	18-110		10	04/15/11 22:27	04/19/11 05:16	321-60-8	
Terphenyl-d14 (S)	67	%	10-123		10	04/15/11 22:27	04/19/11 05:16	1718-51-0	
8260 MSV 5030 Low Level									
Analytical Method: EPA 8260									
Acrolein	47.9U	ug/kg	68.0	47.9	1		04/19/11 17:05	107-02-8	
Acrylonitrile	36.5U	ug/kg	68.0	36.5	1		04/19/11 17:05	107-13-1	
Benzene	3.5U	ug/kg	6.8	3.5	1		04/19/11 17:05	71-43-2	
Bromodichloromethane	3.4U	ug/kg	6.8	3.4	1		04/19/11 17:05	75-27-4	
Bromoform	3.4U	ug/kg	6.8	3.4	1		04/19/11 17:05	75-25-2	

ANALYTICAL RESULTS

Project: 103-82514/LES
Pace Project No.: 3529138

Sample: SB-7-1 Lab ID: 3529138009 Collected: 04/12/11 13:35 Received: 04/13/11 09:20 Matrix: Solid

Results reported on a "dry-weight" basis

Parameters	Results	Units	PQL	MDL	DF	Prepared	Analyzed	CAS No.	Qual
8260 MSV 5030 Low Level		Analytical Method: EPA 8260							
Bromomethane	3.4U	ug/kg	6.8	3.4	1		04/19/11 17:05	74-83-9	
Carbon tetrachloride	3.4U	ug/kg	6.8	3.4	1		04/19/11 17:05	56-23-5	
Chlorobenzene	3.4U	ug/kg	6.8	3.4	1		04/19/11 17:05	108-90-7	
Chloroethane	4.9U	ug/kg	6.8	4.9	1		04/19/11 17:05	75-00-3	
Chloroform	4.0U	ug/kg	6.8	4.0	1		04/19/11 17:05	67-66-3	
Chloromethane	3.8U	ug/kg	6.8	3.8	1		04/19/11 17:05	74-87-3	
Dibromochloromethane	3.4U	ug/kg	6.8	3.4	1		04/19/11 17:05	124-48-1	
1,1-Dichloroethane	3.7U	ug/kg	6.8	3.7	1		04/19/11 17:05	75-34-3	
1,2-Dichloroethane	3.4U	ug/kg	6.8	3.4	1		04/19/11 17:05	107-06-2	
1,1-Dichloroethene	3.4U	ug/kg	6.8	3.4	1		04/19/11 17:05	75-35-4	
trans-1,2-Dichloroethene	4.1U	ug/kg	6.8	4.1	1		04/19/11 17:05	156-60-5	
1,2-Dichloropropane	3.4U	ug/kg	6.8	3.4	1		04/19/11 17:05	78-87-5	
cis-1,3-Dichloropropene	3.4U	ug/kg	6.8	3.4	1		04/19/11 17:05	10061-01-5	
trans-1,3-Dichloropropene	3.4U	ug/kg	6.8	3.4	1		04/19/11 17:05	10061-02-6	
Ethylbenzene	3.8U	ug/kg	6.8	3.8	1		04/19/11 17:05	100-41-4	
Methylene Chloride	3.4U	ug/kg	6.8	3.4	1		04/19/11 17:05	75-09-2	
Methyl-tert-butyl ether	3.4U	ug/kg	6.8	3.4	1		04/19/11 17:05	1634-04-4	
1,1,2,2-Tetrachloroethane	3.4U	ug/kg	6.8	3.4	1		04/19/11 17:05	79-34-5	
Tetrachloroethene	3.4U	ug/kg	6.8	3.4	1		04/19/11 17:05	127-18-4	
Toluene	3.7U	ug/kg	6.8	3.7	1		04/19/11 17:05	108-88-3	
1,1,1-Trichloroethane	3.7U	ug/kg	6.8	3.7	1		04/19/11 17:05	71-55-6	
1,1,2-Trichloroethane	3.4U	ug/kg	6.8	3.4	1		04/19/11 17:05	79-00-5	
Trichloroethene	3.8U	ug/kg	6.8	3.8	1		04/19/11 17:05	79-01-6	
Trichlorofluoromethane	3.7U	ug/kg	6.8	3.7	1		04/19/11 17:05	75-69-4	
Vinyl chloride	3.7U	ug/kg	6.8	3.7	1		04/19/11 17:05	75-01-4	
Xylene (Total)	7.0U	ug/kg	20.4	7.0	1		04/19/11 17:05	1330-20-7	
Dibromofluoromethane (S)	99 %		82-115		1		04/19/11 17:05	1868-53-7	1p
Toluene-d8 (S)	99 %		84-117		1		04/19/11 17:05	2037-26-5	
4-Bromofluorobenzene (S)	99 %		55-148		1		04/19/11 17:05	460-00-4	
1,2-Dichloroethane-d4 (S)	99 %		80-131		1		04/19/11 17:05	17060-07-0	
Percent Moisture		Analytical Method: ASTM D2974-87							
Percent Moisture	4.7 %		0.10	0.10	1		04/15/11 17:18		

ANALYTICAL RESULTS

Project: 103-82514/LES
Pace Project No.: 3529138

Sample: SB-7-2 Lab ID: 3529138010 Collected: 04/12/11 13:36 Received: 04/13/11 09:20 Matrix: Solid

Results reported on a "dry-weight" basis

Parameters	Results	Units	PQL	MDL	DF	Prepared	Analyzed	CAS No.	Qual
FL-PRO Soil Microwave									
Analytical Method: FL-PRO Preparation Method: EPA 3546									
Petroleum Range Organics	89.8	mg/kg	4.3	2.7	1	04/15/11 19:15	04/18/11 15:17		
C-39 (S)	107	%	60-118		1	04/15/11 19:15	04/18/11 15:17		
o-Terphenyl (S)	99	%	62-109		1	04/15/11 19:15	04/18/11 15:17	84-15-1	
6010 MET ICP									
Analytical Method: EPA 6010 Preparation Method: EPA 3050									
Arsenic	10.9	mg/kg	0.44	0.22	1	04/14/11 11:15	04/16/11 02:02	7440-38-2	
Barium	8.8	mg/kg	0.44	0.22	1	04/14/11 11:15	04/16/11 02:02	7440-39-3	
Cadmium	0.13	mg/kg	0.044	0.022	1	04/14/11 11:15	04/16/11 02:02	7440-43-9	
Chromium	7.3	mg/kg	0.22	0.11	1	04/14/11 11:15	04/16/11 02:02	7440-47-3	
Lead	42.0	mg/kg	0.44	0.22	1	04/14/11 11:15	04/16/11 02:02	7439-92-1	
Selenium	0.33U	mg/kg	0.66	0.33	1	04/14/11 11:15	04/16/11 02:02	7782-49-2	
Silver	0.11U	mg/kg	0.22	0.11	1	04/14/11 11:15	04/16/11 02:02	7440-22-4	
7471 Mercury									
Analytical Method: EPA 7471 Preparation Method: EPA 7471									
Mercury	0.041	l mg/kg	0.046	0.011	1	04/14/11 10:25	04/18/11 13:19	7439-97-6	
8270 MSSV Short List Microwave									
Analytical Method: EPA 8270 Preparation Method: EPA 3546									
Acenaphthene	17.7U	ug/kg	176	17.7	5	04/15/11 22:27	04/19/11 05:36	83-32-9	
Acenaphthylene	31.0	l ug/kg	176	20.9	5	04/15/11 22:27	04/19/11 05:36	208-96-8	
Anthracene	22.5	l ug/kg	176	10.9	5	04/15/11 22:27	04/19/11 05:36	120-12-7	
Benzo(a)anthracene	15.8U	ug/kg	176	15.8	5	04/15/11 22:27	04/19/11 05:36	56-55-3	D3
Benzo(a)pyrene	43.1	l ug/kg	176	19.3	5	04/15/11 22:27	04/19/11 05:36	50-32-8	
Benzo(b)fluoranthene	59.2	l ug/kg	176	12.4	5	04/15/11 22:27	04/19/11 05:36	205-99-2	
Benzo(g,h,i)perylene	49.5	l ug/kg	176	16.3	5	04/15/11 22:27	04/19/11 05:36	191-24-2	
Benzo(k)fluoranthene	26.2U	ug/kg	176	26.2	5	04/15/11 22:27	04/19/11 05:36	207-08-9	
Chrysene	39.8	l ug/kg	176	15.8	5	04/15/11 22:27	04/19/11 05:36	218-01-9	
Dibenz(a,h)anthracene	18.8U	ug/kg	176	18.8	5	04/15/11 22:27	04/19/11 05:36	53-70-3	
Fluoranthene	67.7	l ug/kg	176	19.8	5	04/15/11 22:27	04/19/11 05:36	206-44-0	
Fluorene	13.3U	ug/kg	176	13.3	5	04/15/11 22:27	04/19/11 05:36	86-73-7	
Indeno(1,2,3-cd)pyrene	29.4	l ug/kg	176	18.7	5	04/15/11 22:27	04/19/11 05:36	193-39-5	
1-Methylnaphthalene	22.3U	ug/kg	176	22.3	5	04/15/11 22:27	04/19/11 05:36	90-12-0	
2-Methylnaphthalene	24.6U	ug/kg	176	24.6	5	04/15/11 22:27	04/19/11 05:36	91-57-6	
Naphthalene	18.8U	ug/kg	176	18.8	5	04/15/11 22:27	04/19/11 05:36	91-20-3	
Phenanthrene	23.4	l ug/kg	176	16.7	5	04/15/11 22:27	04/19/11 05:36	85-01-8	
Pyrene	67.4	l ug/kg	176	21.4	5	04/15/11 22:27	04/19/11 05:36	129-00-0	
2-Fluorobiphenyl (S)	73	%	18-110		5	04/15/11 22:27	04/19/11 05:36	321-60-8	
Terphenyl-d14 (S)	74	%	10-123		5	04/15/11 22:27	04/19/11 05:36	1718-51-0	
8260 MSV 5030 Low Level									
Analytical Method: EPA 8260									
Acrolein	32.3U	ug/kg	45.8	32.3	1		04/19/11 17:38	107-02-8	
Acrylonitrile	24.6U	ug/kg	45.8	24.6	1		04/19/11 17:38	107-13-1	
Benzene	2.3U	ug/kg	4.6	2.3	1		04/19/11 17:38	71-43-2	
Bromodichloromethane	2.3U	ug/kg	4.6	2.3	1		04/19/11 17:38	75-27-4	
Bromoform	2.3U	ug/kg	4.6	2.3	1		04/19/11 17:38	75-25-2	

ANALYTICAL RESULTS

Project: 103-82514/LES
Pace Project No.: 3529138

Sample: SB-7-2 Lab ID: 3529138010 Collected: 04/12/11 13:36 Received: 04/13/11 09:20 Matrix: Solid

Results reported on a "dry-weight" basis

Parameters	Results	Units	PQL	MDL	DF	Prepared	Analyzed	CAS No.	Qual
8260 MSV 5030 Low Level		Analytical Method: EPA 8260							
Bromomethane	2.3U	ug/kg	4.6	2.3	1		04/19/11 17:38	74-83-9	
Carbon tetrachloride	2.3U	ug/kg	4.6	2.3	1		04/19/11 17:38	56-23-5	
Chlorobenzene	2.3U	ug/kg	4.6	2.3	1		04/19/11 17:38	108-90-7	
Chloroethane	3.3U	ug/kg	4.6	3.3	1		04/19/11 17:38	75-00-3	
Chloroform	2.7U	ug/kg	4.6	2.7	1		04/19/11 17:38	67-66-3	
Chloromethane	2.6U	ug/kg	4.6	2.6	1		04/19/11 17:38	74-87-3	
Dibromochloromethane	2.3U	ug/kg	4.6	2.3	1		04/19/11 17:38	124-48-1	
1,1-Dichloroethane	2.5U	ug/kg	4.6	2.5	1		04/19/11 17:38	75-34-3	
1,2-Dichloroethane	2.3U	ug/kg	4.6	2.3	1		04/19/11 17:38	107-06-2	
1,1-Dichloroethene	2.3U	ug/kg	4.6	2.3	1		04/19/11 17:38	75-35-4	
trans-1,2-Dichloroethene	2.8U	ug/kg	4.6	2.8	1		04/19/11 17:38	156-60-5	
1,2-Dichloropropane	2.3U	ug/kg	4.6	2.3	1		04/19/11 17:38	78-87-5	
cis-1,3-Dichloropropene	2.3U	ug/kg	4.6	2.3	1		04/19/11 17:38	10061-01-5	
trans-1,3-Dichloropropene	2.3U	ug/kg	4.6	2.3	1		04/19/11 17:38	10061-02-6	
Ethylbenzene	2.6U	ug/kg	4.6	2.6	1		04/19/11 17:38	100-41-4	
Methylene Chloride	2.3U	ug/kg	4.6	2.3	1		04/19/11 17:38	75-09-2	
Methyl-tert-butyl ether	2.3U	ug/kg	4.6	2.3	1		04/19/11 17:38	1634-04-4	
1,1,2,2-Tetrachloroethane	2.3U	ug/kg	4.6	2.3	1		04/19/11 17:38	79-34-5	
Tetrachloroethene	2.3U	ug/kg	4.6	2.3	1		04/19/11 17:38	127-18-4	
Toluene	2.5U	ug/kg	4.6	2.5	1		04/19/11 17:38	108-88-3	
1,1,1-Trichloroethane	2.5U	ug/kg	4.6	2.5	1		04/19/11 17:38	71-55-6	
1,1,2-Trichloroethane	2.3U	ug/kg	4.6	2.3	1		04/19/11 17:38	79-00-5	
Trichloroethene	2.6U	ug/kg	4.6	2.6	1		04/19/11 17:38	79-01-6	
Trichlorofluoromethane	2.5U	ug/kg	4.6	2.5	1		04/19/11 17:38	75-69-4	
Vinyl chloride	2.5U	ug/kg	4.6	2.5	1		04/19/11 17:38	75-01-4	
Xylene (Total)	4.7U	ug/kg	13.7	4.7	1		04/19/11 17:38	1330-20-7	
Dibromofluoromethane (S)	98 %		82-115		1		04/19/11 17:38	1868-53-7	1p
Toluene-d8 (S)	100 %		84-117		1		04/19/11 17:38	2037-26-5	
4-Bromofluorobenzene (S)	98 %		55-148		1		04/19/11 17:38	460-00-4	
1,2-Dichloroethane-d4 (S)	100 %		80-131		1		04/19/11 17:38	17060-07-0	
Percent Moisture		Analytical Method: ASTM D2974-87							
Percent Moisture	7.9 %		0.10	0.10	1		04/15/11 17:18		

ANALYTICAL RESULTS

Project: 103-82514/LES
Pace Project No.: 3529138

Sample: SB-6-1 Lab ID: 3529138011 Collected: 04/12/11 14:30 Received: 04/13/11 09:20 Matrix: Solid

Results reported on a "dry-weight" basis

Parameters	Results	Units	PQL	MDL	DF	Prepared	Analyzed	CAS No.	Qual
FL-PRO Soil Microwave									
Analytical Method: FL-PRO Preparation Method: EPA 3546									
Petroleum Range Organics	46.0	mg/kg	4.0	2.6	1	04/15/11 19:15	04/18/11 15:49		
C-39 (S)	42	%	60-118		1	04/15/11 19:15	04/18/11 15:49		J(S0)
o-Terphenyl (S)	98	%	62-109		1	04/15/11 19:15	04/18/11 15:49	84-15-1	
6010 MET ICP									
Analytical Method: EPA 6010 Preparation Method: EPA 3050									
Arsenic	0.90	mg/kg	0.41	0.21	1	04/14/11 11:15	04/16/11 02:05	7440-38-2	
Barium	8.0	mg/kg	0.41	0.21	1	04/14/11 11:15	04/16/11 02:05	7440-39-3	
Cadmium	0.15	mg/kg	0.041	0.021	1	04/14/11 11:15	04/16/11 02:05	7440-43-9	
Chromium	5.6	mg/kg	0.21	0.10	1	04/14/11 11:15	04/16/11 02:05	7440-47-3	
Lead	17.4	mg/kg	0.41	0.21	1	04/14/11 11:15	04/16/11 02:05	7439-92-1	
Selenium	0.31U	mg/kg	0.62	0.31	1	04/14/11 11:15	04/16/11 02:05	7782-49-2	
Silver	0.10U	mg/kg	0.21	0.10	1	04/14/11 11:15	04/16/11 02:05	7440-22-4	
7471 Mercury									
Analytical Method: EPA 7471 Preparation Method: EPA 7471									
Mercury	0.013 l	mg/kg	0.043	0.011	1	04/14/11 10:25	04/18/11 13:22	7439-97-6	
8270 MSSV Short List Microwave									
Analytical Method: EPA 8270 Preparation Method: EPA 3546									
Acenaphthene	6.7U	ug/kg	66.5	6.7	1	04/15/11 22:27	04/19/11 02:55	83-32-9	
Acenaphthylene	9.1 l	ug/kg	66.5	7.9	1	04/15/11 22:27	04/19/11 02:55	208-96-8	
Anthracene	10.4 l	ug/kg	66.5	4.1	1	04/15/11 22:27	04/19/11 02:55	120-12-7	
Benzo(a)anthracene	7.6 l	ug/kg	66.5	5.9	1	04/15/11 22:27	04/19/11 02:55	56-55-3	
Benzo(a)pyrene	50.7 l	ug/kg	66.5	7.3	1	04/15/11 22:27	04/19/11 02:55	50-32-8	
Benzo(b)fluoranthene	88.4	ug/kg	66.5	4.7	1	04/15/11 22:27	04/19/11 02:55	205-99-2	
Benzo(g,h,i)perylene	49.3 l	ug/kg	66.5	6.1	1	04/15/11 22:27	04/19/11 02:55	191-24-2	
Benzo(k)fluoranthene	32.4 l	ug/kg	66.5	9.9	1	04/15/11 22:27	04/19/11 02:55	207-08-9	
Chrysene	59.9 l	ug/kg	66.5	5.9	1	04/15/11 22:27	04/19/11 02:55	218-01-9	
Dibenz(a,h)anthracene	14.6 l	ug/kg	66.5	7.1	1	04/15/11 22:27	04/19/11 02:55	53-70-3	
Fluoranthene	60.6 l	ug/kg	66.5	7.5	1	04/15/11 22:27	04/19/11 02:55	206-44-0	
Fluorene	5.0U	ug/kg	66.5	5.0	1	04/15/11 22:27	04/19/11 02:55	86-73-7	
Indeno(1,2,3-cd)pyrene	40.3 l	ug/kg	66.5	7.1	1	04/15/11 22:27	04/19/11 02:55	193-39-5	
1-Methylnaphthalene	8.4U	ug/kg	66.5	8.4	1	04/15/11 22:27	04/19/11 02:55	90-12-0	
2-Methylnaphthalene	9.3U	ug/kg	66.5	9.3	1	04/15/11 22:27	04/19/11 02:55	91-57-6	
Naphthalene	7.1U	ug/kg	66.5	7.1	1	04/15/11 22:27	04/19/11 02:55	91-20-3	
Phenanthrene	12.4 l	ug/kg	66.5	6.3	1	04/15/11 22:27	04/19/11 02:55	85-01-8	
Pyrene	53.4 l	ug/kg	66.5	8.1	1	04/15/11 22:27	04/19/11 02:55	129-00-0	
2-Fluorobiphenyl (S)	61	%	18-110		1	04/15/11 22:27	04/19/11 02:55	321-60-8	
Terphenyl-d14 (S)	78	%	10-123		1	04/15/11 22:27	04/19/11 02:55	1718-51-0	
8260 MSV 5030 Low Level									
Analytical Method: EPA 8260									
Acrolein	44.4U	ug/kg	62.9	44.4	1		04/14/11 19:55	107-02-8	
Acrylonitrile	33.8U	ug/kg	62.9	33.8	1		04/14/11 19:55	107-13-1	
Benzene	3.2U	ug/kg	6.3	3.2	1		04/14/11 19:55	71-43-2	
Bromodichloromethane	3.1U	ug/kg	6.3	3.1	1		04/14/11 19:55	75-27-4	
Bromoform	3.1U	ug/kg	6.3	3.1	1		04/14/11 19:55	75-25-2	

Date: 04/21/2011 04:20 PM

REPORT OF LABORATORY ANALYSIS

Page 40 of 95

This report shall not be reproduced, except in full,
without the written consent of Pace Analytical Services, Inc..



ANALYTICAL RESULTS

Project: 103-82514/LES
Pace Project No.: 3529138

Sample: SB-6-1 Lab ID: 3529138011 Collected: 04/12/11 14:30 Received: 04/13/11 09:20 Matrix: Solid

Results reported on a "dry-weight" basis

Parameters	Results	Units	PQL	MDL	DF	Prepared	Analyzed	CAS No.	Qual
8260 MSV 5030 Low Level		Analytical Method: EPA 8260							
Bromomethane	3.1U	ug/kg	6.3	3.1	1		04/14/11 19:55	74-83-9	
Carbon tetrachloride	3.1U	ug/kg	6.3	3.1	1		04/14/11 19:55	56-23-5	
Chlorobenzene	3.1U	ug/kg	6.3	3.1	1		04/14/11 19:55	108-90-7	
Chloroethane	4.5U	ug/kg	6.3	4.5	1		04/14/11 19:55	75-00-3	
Chloroform	3.7U	ug/kg	6.3	3.7	1		04/14/11 19:55	67-66-3	
Chloromethane	3.5U	ug/kg	6.3	3.5	1		04/14/11 19:55	74-87-3	
Dibromochloromethane	3.1U	ug/kg	6.3	3.1	1		04/14/11 19:55	124-48-1	
1,1-Dichloroethane	3.4U	ug/kg	6.3	3.4	1		04/14/11 19:55	75-34-3	
1,2-Dichloroethane	3.1U	ug/kg	6.3	3.1	1		04/14/11 19:55	107-06-2	
1,1-Dichloroethene	3.1U	ug/kg	6.3	3.1	1		04/14/11 19:55	75-35-4	
trans-1,2-Dichloroethene	3.8U	ug/kg	6.3	3.8	1		04/14/11 19:55	156-60-5	
1,2-Dichloropropane	3.1U	ug/kg	6.3	3.1	1		04/14/11 19:55	78-87-5	
cis-1,3-Dichloropropene	3.1U	ug/kg	6.3	3.1	1		04/14/11 19:55	10061-01-5	
trans-1,3-Dichloropropene	3.1U	ug/kg	6.3	3.1	1		04/14/11 19:55	10061-02-6	
Ethylbenzene	3.6U	ug/kg	6.3	3.6	1		04/14/11 19:55	100-41-4	
Methylene Chloride	18.7	ug/kg	6.3	3.1	1		04/14/11 19:55	75-09-2	
Methyl-tert-butyl ether	3.1U	ug/kg	6.3	3.1	1		04/14/11 19:55	1634-04-4	
1,1,2,2-Tetrachloroethane	3.1U	ug/kg	6.3	3.1	1		04/14/11 19:55	79-34-5	
Tetrachloroethene	3.1U	ug/kg	6.3	3.1	1		04/14/11 19:55	127-18-4	
Toluene	21.6	ug/kg	6.3	3.4	1		04/14/11 19:55	108-88-3	
1,1,1-Trichloroethane	3.4U	ug/kg	6.3	3.4	1		04/14/11 19:55	71-55-6	
1,1,2-Trichloroethane	3.1U	ug/kg	6.3	3.1	1		04/14/11 19:55	79-00-5	
Trichloroethene	3.5U	ug/kg	6.3	3.5	1		04/14/11 19:55	79-01-6	
Trichlorofluoromethane	3.4U	ug/kg	6.3	3.4	1		04/14/11 19:55	75-69-4	
Vinyl chloride	3.4U	ug/kg	6.3	3.4	1		04/14/11 19:55	75-01-4	
Xylene (Total)	6.5U	ug/kg	18.9	6.5	1		04/14/11 19:55	1330-20-7	
Dibromofluoromethane (S)	101 %		82-115		1		04/14/11 19:55	1868-53-7	C0.J(IS)
Toluene-d8 (S)	99 %		84-117		1		04/14/11 19:55	2037-26-5	
4-Bromofluorobenzene (S)	103 %		55-148		1		04/14/11 19:55	460-00-4	
1,2-Dichloroethane-d4 (S)	98 %		80-131		1		04/14/11 19:55	17060-07-0	
Percent Moisture		Analytical Method: ASTM D2974-87							
Percent Moisture	1.4 %		0.10	0.10	1		04/15/11 17:18		

ANALYTICAL RESULTS

Project: 103-82514/LES
Pace Project No.: 3529138

Sample: SB-6-2 Lab ID: 3529138012 Collected: 04/12/11 14:31 Received: 04/13/11 09:20 Matrix: Solid

Results reported on a "dry-weight" basis

Parameters	Results	Units	PQL	MDL	DF	Prepared	Analyzed	CAS No.	Qual
FL-PRO Soil Microwave									
Analytical Method: FL-PRO Preparation Method: EPA 3546									
Petroleum Range Organics	34.4	mg/kg	4.5	2.9	1	04/15/11 19:15	04/18/11 16:21		
C-39 (S)	104	%	60-118		1	04/15/11 19:15	04/18/11 16:21		
o-Terphenyl (S)	101	%	62-109		1	04/15/11 19:15	04/18/11 16:21	84-15-1	
6010 MET ICP									
Analytical Method: EPA 6010 Preparation Method: EPA 3050									
Arsenic	13.0	mg/kg	0.44	0.22	1	04/14/11 11:15	04/16/11 02:09	7440-38-2	
Barium	17.7	mg/kg	0.44	0.22	1	04/14/11 11:15	04/16/11 02:09	7440-39-3	
Cadmium	0.34	mg/kg	0.044	0.022	1	04/14/11 11:15	04/16/11 02:09	7440-43-9	
Chromium	9.9	mg/kg	0.22	0.11	1	04/14/11 11:15	04/16/11 02:09	7440-47-3	
Lead	83.3	mg/kg	0.44	0.22	1	04/14/11 11:15	04/16/11 02:09	7439-92-1	
Selenium	0.33U	mg/kg	0.66	0.33	1	04/14/11 11:15	04/16/11 02:09	7782-49-2	
Silver	0.13 l	mg/kg	0.22	0.11	1	04/14/11 11:15	04/16/11 02:09	7440-22-4	
7471 Mercury									
Analytical Method: EPA 7471 Preparation Method: EPA 7471									
Mercury	0.11	mg/kg	0.047	0.012	1	04/14/11 10:25	04/18/11 13:25	7439-97-6	
8270 MSSV Short List Microwave									
Analytical Method: EPA 8270 Preparation Method: EPA 3546									
Acenaphthene	3.7U	ug/kg	36.6	3.7	1	04/15/11 22:27	04/19/11 03:16	83-32-9	
Acenaphthylene	10.1 l	ug/kg	36.6	4.3	1	04/15/11 22:27	04/19/11 03:16	208-96-8	
Anthracene	8.3 l	ug/kg	36.6	2.3	1	04/15/11 22:27	04/19/11 03:16	120-12-7	
Benzo(a)anthracene	3.3U	ug/kg	36.6	3.3	1	04/15/11 22:27	04/19/11 03:16	56-55-3	
Benzo(a)pyrene	24.6 l	ug/kg	36.6	4.0	1	04/15/11 22:27	04/19/11 03:16	50-32-8	
Benzo(b)fluoranthene	36.5 l	ug/kg	36.6	2.6	1	04/15/11 22:27	04/19/11 03:16	205-99-2	
Benzo(g,h,i)perylene	22.6 l	ug/kg	36.6	3.4	1	04/15/11 22:27	04/19/11 03:16	191-24-2	
Benzo(k)fluoranthene	12.7 l	ug/kg	36.6	5.4	1	04/15/11 22:27	04/19/11 03:16	207-08-9	
Chrysene	26.8 l	ug/kg	36.6	3.3	1	04/15/11 22:27	04/19/11 03:16	218-01-9	
Dibenz(a,h)anthracene	5.5 l	ug/kg	36.6	3.9	1	04/15/11 22:27	04/19/11 03:16	53-70-3	
Fluoranthene	33.9 l	ug/kg	36.6	4.1	1	04/15/11 22:27	04/19/11 03:16	206-44-0	
Fluorene	2.8U	ug/kg	36.6	2.8	1	04/15/11 22:27	04/19/11 03:16	86-73-7	
Indeno(1,2,3-cd)pyrene	18.8 l	ug/kg	36.6	3.9	1	04/15/11 22:27	04/19/11 03:16	193-39-5	
1-Methylnaphthalene	4.6U	ug/kg	36.6	4.6	1	04/15/11 22:27	04/19/11 03:16	90-12-0	
2-Methylnaphthalene	5.1U	ug/kg	36.6	5.1	1	04/15/11 22:27	04/19/11 03:16	91-57-6	
Naphthalene	3.9U	ug/kg	36.6	3.9	1	04/15/11 22:27	04/19/11 03:16	91-20-3	
Phenanthrene	14.7 l	ug/kg	36.6	3.5	1	04/15/11 22:27	04/19/11 03:16	85-01-8	
Pyrene	30.0 l	ug/kg	36.6	4.5	1	04/15/11 22:27	04/19/11 03:16	129-00-0	
2-Fluorobiphenyl (S)	64	%	18-110		1	04/15/11 22:27	04/19/11 03:16	321-60-8	
Terphenyl-d14 (S)	73	%	10-123		1	04/15/11 22:27	04/19/11 03:16	1718-51-0	
8260 MSV 5030 Low Level									
Analytical Method: EPA 8260									
Acrolein	50.3U	ug/kg	71.2	50.3	1		04/14/11 20:24	107-02-8	
Acrylonitrile	38.3U	ug/kg	71.2	38.3	1		04/14/11 20:24	107-13-1	
Benzene	3.6U	ug/kg	7.1	3.6	1		04/14/11 20:24	71-43-2	
Bromodichloromethane	3.6U	ug/kg	7.1	3.6	1		04/14/11 20:24	75-27-4	
Bromofom	3.6U	ug/kg	7.1	3.6	1		04/14/11 20:24	75-25-2	

ANALYTICAL RESULTS

Project: 103-82514/LES
Pace Project No.: 3529138

Sample: SB-6-2 Lab ID: 3529138012 Collected: 04/12/11 14:31 Received: 04/13/11 09:20 Matrix: Solid

Results reported on a "dry-weight" basis

Parameters	Results	Units	PQL	MDL	DF	Prepared	Analyzed	CAS No.	Qual
8260 MSV 5030 Low Level		Analytical Method: EPA 8260							
Bromomethane	3.6U	ug/kg	7.1	3.6	1		04/14/11 20:24	74-83-9	
Carbon tetrachloride	3.6U	ug/kg	7.1	3.6	1		04/14/11 20:24	56-23-5	
Chlorobenzene	3.6U	ug/kg	7.1	3.6	1		04/14/11 20:24	108-90-7	
Chloroethane	5.1U	ug/kg	7.1	5.1	1		04/14/11 20:24	75-00-3	
Chloroform	4.2U	ug/kg	7.1	4.2	1		04/14/11 20:24	67-66-3	
Chloromethane	4.0U	ug/kg	7.1	4.0	1		04/14/11 20:24	74-87-3	
Dibromochloromethane	3.6U	ug/kg	7.1	3.6	1		04/14/11 20:24	124-48-1	
1,1-Dichloroethane	3.9U	ug/kg	7.1	3.9	1		04/14/11 20:24	75-34-3	
1,2-Dichloroethane	3.6U	ug/kg	7.1	3.6	1		04/14/11 20:24	107-06-2	
1,1-Dichloroethene	3.6U	ug/kg	7.1	3.6	1		04/14/11 20:24	75-35-4	
trans-1,2-Dichloroethene	4.3U	ug/kg	7.1	4.3	1		04/14/11 20:24	156-60-5	
1,2-Dichloropropane	3.6U	ug/kg	7.1	3.6	1		04/14/11 20:24	78-87-5	
cis-1,3-Dichloropropene	3.6U	ug/kg	7.1	3.6	1		04/14/11 20:24	10061-01-5	
trans-1,3-Dichloropropene	3.6U	ug/kg	7.1	3.6	1		04/14/11 20:24	10061-02-6	
Ethylbenzene	4.0U	ug/kg	7.1	4.0	1		04/14/11 20:24	100-41-4	
Methylene Chloride	6.8 l	ug/kg	7.1	3.6	1		04/14/11 20:24	75-09-2	
Methyl-tert-butyl ether	3.6U	ug/kg	7.1	3.6	1		04/14/11 20:24	1634-04-4	
1,1,2,2-Tetrachloroethane	3.6U	ug/kg	7.1	3.6	1		04/14/11 20:24	79-34-5	
Tetrachloroethene	3.6U	ug/kg	7.1	3.6	1		04/14/11 20:24	127-18-4	
Toluene	11.7	ug/kg	7.1	3.8	1		04/14/11 20:24	108-88-3	
1,1,1-Trichloroethane	3.9U	ug/kg	7.1	3.9	1		04/14/11 20:24	71-55-6	
1,1,2-Trichloroethane	3.6U	ug/kg	7.1	3.6	1		04/14/11 20:24	79-00-5	
Trichloroethene	4.0U	ug/kg	7.1	4.0	1		04/14/11 20:24	79-01-6	
Trichlorofluoromethane	3.9U	ug/kg	7.1	3.9	1		04/14/11 20:24	75-69-4	
Vinyl chloride	3.8U	ug/kg	7.1	3.8	1		04/14/11 20:24	75-01-4	
Xylene (Total)	7.3U	ug/kg	21.4	7.3	1		04/14/11 20:24	1330-20-7	
Dibromofluoromethane (S)	102 %		82-115		1		04/14/11 20:24	1868-53-7	
Toluene-d8 (S)	99 %		84-117		1		04/14/11 20:24	2037-26-5	
4-Bromofluorobenzene (S)	102 %		55-148		1		04/14/11 20:24	460-00-4	
1,2-Dichloroethane-d4 (S)	101 %		80-131		1		04/14/11 20:24	17060-07-0	
Percent Moisture		Analytical Method: ASTM D2974-87							
Percent Moisture	11.4 %		0.10	0.10	1		04/15/11 17:18		

ANALYTICAL RESULTS

Project: 103-82514/LES
Pace Project No.: 3529138

Sample: SB-5-1 Lab ID: 3529138013 Collected: 04/12/11 15:00 Received: 04/13/11 09:20 Matrix: Solid

Results reported on a "dry-weight" basis

Parameters	Results	Units	PQL	MDL	DF	Prepared	Analyzed	CAS No.	Qual
FL-PRO Soil Microwave									
Analytical Method: FL-PRO Preparation Method: EPA 3546									
Petroleum Range Organics	24.5	mg/kg	4.1	2.6	1	04/15/11 19:15	04/18/11 16:53		
C-39 (S)	100	%	60-118		1	04/15/11 19:15	04/18/11 16:53		
o-Terphenyl (S)	102	%	62-109		1	04/15/11 19:15	04/18/11 16:53	84-15-1	
6010 MET ICP									
Analytical Method: EPA 6010 Preparation Method: EPA 3050									
Arsenic	1.5	mg/kg	0.38	0.19	1	04/14/11 11:15	04/16/11 02:12	7440-38-2	
Barium	11.5	mg/kg	0.38	0.19	1	04/14/11 11:15	04/16/11 02:12	7440-39-3	
Cadmium	0.072	mg/kg	0.038	0.019	1	04/14/11 11:15	04/16/11 02:12	7440-43-9	
Chromium	3.1	mg/kg	0.19	0.095	1	04/14/11 11:15	04/16/11 02:12	7440-47-3	
Lead	22.4	mg/kg	0.38	0.19	1	04/14/11 11:15	04/16/11 02:12	7439-92-1	
Selenium	0.29U	mg/kg	0.57	0.29	1	04/14/11 11:15	04/16/11 02:12	7782-49-2	
Silver	0.095U	mg/kg	0.19	0.095	1	04/14/11 11:15	04/16/11 02:12	7440-22-4	
7471 Mercury									
Analytical Method: EPA 7471 Preparation Method: EPA 7471									
Mercury	0.020	I mg/kg	0.041	0.010	1	04/14/11 10:25	04/18/11 13:28	7439-97-6	
8270 MSSV Short List Microwave									
Analytical Method: EPA 8270 Preparation Method: EPA 3546									
Acenaphthene	55.5	ug/kg	33.9	3.4	1	04/15/11 22:27	04/19/11 03:36	83-32-9	
Acenaphthylene	654	ug/kg	33.9	4.0	1	04/15/11 22:27	04/19/11 03:36	208-96-8	
Anthracene	458	ug/kg	33.9	2.1	1	04/15/11 22:27	04/19/11 03:36	120-12-7	
Benzo(a)anthracene	1180	ug/kg	33.9	3.0	1	04/15/11 22:27	04/19/11 03:36	56-55-3	
Benzo(a)pyrene	670	ug/kg	33.9	3.7	1	04/15/11 22:27	04/19/11 03:36	50-32-8	
Benzo(b)fluoranthene	1090	ug/kg	33.9	2.4	1	04/15/11 22:27	04/19/11 03:36	205-99-2	
Benzo(g,h,i)perylene	555	ug/kg	33.9	3.1	1	04/15/11 22:27	04/19/11 03:36	191-24-2	
Benzo(k)fluoranthene	5.0U	ug/kg	33.9	5.0	1	04/15/11 22:27	04/19/11 03:36	207-08-9	
Chrysene	1240	ug/kg	33.9	3.0	1	04/15/11 22:27	04/19/11 03:36	218-01-9	
Dibenz(a,h)anthracene	144	ug/kg	33.9	3.6	1	04/15/11 22:27	04/19/11 03:36	53-70-3	
Fluoranthene	1980	ug/kg	33.9	3.8	1	04/15/11 22:27	04/19/11 03:36	206-44-0	
Fluorene	327	ug/kg	33.9	2.6	1	04/15/11 22:27	04/19/11 03:36	86-73-7	
Indeno(1,2,3-cd)pyrene	380	ug/kg	33.9	3.6	1	04/15/11 22:27	04/19/11 03:36	193-39-5	
1-Methylnaphthalene	511	ug/kg	33.9	4.3	1	04/15/11 22:27	04/19/11 03:36	90-12-0	
2-Methylnaphthalene	388	ug/kg	33.9	4.7	1	04/15/11 22:27	04/19/11 03:36	91-57-6	
Naphthalene	136	ug/kg	33.9	3.6	1	04/15/11 22:27	04/19/11 03:36	91-20-3	
Phenanthrene	4720	ug/kg	170	16.1	5	04/15/11 22:27	04/19/11 12:28	85-01-8	D4
Pyrene	3130	ug/kg	170	20.6	5	04/15/11 22:27	04/19/11 12:28	129-00-0	
2-Fluorobiphenyl (S)	71	%	18-110		1	04/15/11 22:27	04/19/11 03:36	321-60-8	
Terphenyl-d14 (S)	79	%	10-123		1	04/15/11 22:27	04/19/11 03:36	1718-51-0	
8260 MSV 5030 Low Level									
Analytical Method: EPA 8260									
Acrolein	62.9U	ug/kg	89.2	62.9	1		04/14/11 20:54	107-02-8	J(M1)
Acrylonitrile	47.9U	ug/kg	89.2	47.9	1		04/14/11 20:54	107-13-1	
Benzene	4.6U	ug/kg	8.9	4.6	1		04/14/11 20:54	71-43-2	
Bromodichloromethane	4.5U	ug/kg	8.9	4.5	1		04/14/11 20:54	75-27-4	
Bromoform	4.5U	ug/kg	8.9	4.5	1		04/14/11 20:54	75-25-2	

ANALYTICAL RESULTS

Project: 103-82514/LES
Pace Project No.: 3529138

Sample: SB-5-1 Lab ID: 3529138013 Collected: 04/12/11 15:00 Received: 04/13/11 09:20 Matrix: Solid

Results reported on a "dry-weight" basis

Parameters	Results	Units	PQL	MDL	DF	Prepared	Analyzed	CAS No.	Qual
8260 MSV 5030 Low Level		Analytical Method: EPA 8260							
Bromomethane	4.5U	ug/kg	8.9	4.5	1		04/14/11 20:54	74-83-9	
Carbon tetrachloride	4.5U	ug/kg	8.9	4.5	1		04/14/11 20:54	56-23-5	
Chlorobenzene	4.5U	ug/kg	8.9	4.5	1		04/14/11 20:54	108-90-7	
Chloroethane	6.4U	ug/kg	8.9	6.4	1		04/14/11 20:54	75-00-3	
Chloroform	5.3U	ug/kg	8.9	5.3	1		04/14/11 20:54	67-66-3	
Chloromethane	5.0U	ug/kg	8.9	5.0	1		04/14/11 20:54	74-87-3	
Dibromochloromethane	4.5U	ug/kg	8.9	4.5	1		04/14/11 20:54	124-48-1	
1,1-Dichloroethane	4.9U	ug/kg	8.9	4.9	1		04/14/11 20:54	75-34-3	
1,2-Dichloroethane	4.5U	ug/kg	8.9	4.5	1		04/14/11 20:54	107-06-2	
1,1-Dichloroethene	4.5U	ug/kg	8.9	4.5	1		04/14/11 20:54	75-35-4	J(M1)
trans-1,2-Dichloroethene	5.4U	ug/kg	8.9	5.4	1		04/14/11 20:54	156-60-5	
1,2-Dichloropropane	4.5U	ug/kg	8.9	4.5	1		04/14/11 20:54	78-87-5	
cis-1,3-Dichloropropene	4.5U	ug/kg	8.9	4.5	1		04/14/11 20:54	10061-01-5	
trans-1,3-Dichloropropene	4.5U	ug/kg	8.9	4.5	1		04/14/11 20:54	10061-02-6	
Ethylbenzene	5.0U	ug/kg	8.9	5.0	1		04/14/11 20:54	100-41-4	
Methylene Chloride	10.8	ug/kg	8.9	4.5	1		04/14/11 20:54	75-09-2	J(M1), Z3
Methyl-tert-butyl ether	4.5U	ug/kg	8.9	4.5	1		04/14/11 20:54	1634-04-4	
1,1,2,2-Tetrachloroethane	4.5U	ug/kg	8.9	4.5	1		04/14/11 20:54	79-34-5	J(M1)
Tetrachloroethene	4.5U	ug/kg	8.9	4.5	1		04/14/11 20:54	127-18-4	J(M1)
Toluene	11.7	ug/kg	8.9	4.8	1		04/14/11 20:54	108-88-3	J(M1)
1,1,1-Trichloroethane	4.9U	ug/kg	8.9	4.9	1		04/14/11 20:54	71-55-6	
1,1,2-Trichloroethane	4.5U	ug/kg	8.9	4.5	1		04/14/11 20:54	79-00-5	J(M1)
Trichloroethene	5.0U	ug/kg	8.9	5.0	1		04/14/11 20:54	79-01-6	J(M1)
Trichlorofluoromethane	4.9U	ug/kg	8.9	4.9	1		04/14/11 20:54	75-69-4	
Vinyl chloride	4.8U	ug/kg	8.9	4.8	1		04/14/11 20:54	75-01-4	
Xylene (Total)	9.2U	ug/kg	26.8	9.2	1		04/14/11 20:54	1330-20-7	
Dibromofluoromethane (S)	98 %		82-115		1		04/14/11 20:54	1868-53-7	
Toluene-d8 (S)	97 %		84-117		1		04/14/11 20:54	2037-26-5	
4-Bromofluorobenzene (S)	103 %		55-148		1		04/14/11 20:54	460-00-4	
1,2-Dichloroethane-d4 (S)	96 %		80-131		1		04/14/11 20:54	17060-07-0	
Percent Moisture		Analytical Method: ASTM D2974-87							
Percent Moisture	3.7 %		0.10	0.10	1		04/15/11 17:18		

ANALYTICAL RESULTS

Project: 103-82514/LES
Pace Project No.: 3529138

Sample: SB-5-2 Lab ID: 3529138014 Collected: 04/12/11 15:01 Received: 04/13/11 09:20 Matrix: Solid

Results reported on a "dry-weight" basis

Parameters	Results	Units	PQL	MDL	DF	Prepared	Analyzed	CAS No.	Qual
FL-PRO Soil Microwave		Analytical Method: FL-PRO Preparation Method: EPA 3546							
Petroleum Range Organics	3.3U	mg/kg	5.2	3.3	1	04/20/11 14:15	04/20/11 17:37		
C-39 (S)	87	%	60-118		1	04/20/11 14:15	04/20/11 17:37		
o-Terphenyl (S)	87	%	62-109		1	04/20/11 14:15	04/20/11 17:37	84-15-1	
6010 MET ICP		Analytical Method: EPA 6010 Preparation Method: EPA 3050							
Arsenic	0.36	mg/kg	0.51	0.25	1	04/14/11 11:15	04/16/11 02:15	7440-38-2	
Barium	2.1	mg/kg	0.51	0.25	1	04/14/11 11:15	04/16/11 02:15	7440-39-3	
Cadmium	0.025U	mg/kg	0.051	0.025	1	04/14/11 11:15	04/16/11 02:15	7440-43-9	
Chromium	1.1	mg/kg	0.25	0.13	1	04/14/11 11:15	04/16/11 02:15	7440-47-3	
Lead	4.8	mg/kg	0.51	0.25	1	04/14/11 11:15	04/16/11 02:15	7439-92-1	
Selenium	0.38U	mg/kg	0.76	0.38	1	04/14/11 11:15	04/16/11 02:15	7782-49-2	
Silver	0.13U	mg/kg	0.25	0.13	1	04/14/11 11:15	04/16/11 02:15	7440-22-4	
7471 Mercury		Analytical Method: EPA 7471 Preparation Method: EPA 7471							
Mercury	0.013U	mg/kg	0.053	0.013	1	04/14/11 10:25	04/18/11 13:54	7439-97-6	
8270 MSSV Short List Microwave		Analytical Method: EPA 8270 Preparation Method: EPA 3546							
Acenaphthene	5.0	ug/kg	42.5	4.3	1	04/15/11 22:27	04/19/11 03:56	83-32-9	
Acenaphthylene	5.4	ug/kg	42.5	5.0	1	04/15/11 22:27	04/19/11 03:56	208-96-8	
Anthracene	10.4	ug/kg	42.5	2.6	1	04/15/11 22:27	04/19/11 03:56	120-12-7	
Benzo(a)anthracene	13.6	ug/kg	42.5	3.8	1	04/15/11 22:27	04/19/11 03:56	56-55-3	
Benzo(a)pyrene	26.5	ug/kg	42.5	4.7	1	04/15/11 22:27	04/19/11 03:56	50-32-8	
Benzo(b)fluoranthene	35.1	ug/kg	42.5	3.0	1	04/15/11 22:27	04/19/11 03:56	205-99-2	
Benzo(g,h,i)perylene	19.8	ug/kg	42.5	3.9	1	04/15/11 22:27	04/19/11 03:56	191-24-2	
Benzo(k)fluoranthene	14.3	ug/kg	42.5	6.3	1	04/15/11 22:27	04/19/11 03:56	207-08-9	
Chrysene	31.3	ug/kg	42.5	3.8	1	04/15/11 22:27	04/19/11 03:56	218-01-9	
Dibenz(a,h)anthracene	4.5	ug/kg	42.5	4.5	1	04/15/11 22:27	04/19/11 03:56	53-70-3	
Fluoranthene	61.0	ug/kg	42.5	4.8	1	04/15/11 22:27	04/19/11 03:56	206-44-0	
Fluorene	6.5	ug/kg	42.5	3.2	1	04/15/11 22:27	04/19/11 03:56	86-73-7	
Indeno(1,2,3-cd)pyrene	15.1	ug/kg	42.5	4.5	1	04/15/11 22:27	04/19/11 03:56	193-39-5	
1-Methylnaphthalene	5.4U	ug/kg	42.5	5.4	1	04/15/11 22:27	04/19/11 03:56	90-12-0	
2-Methylnaphthalene	5.9U	ug/kg	42.5	5.9	1	04/15/11 22:27	04/19/11 03:56	91-57-6	
Naphthalene	4.5U	ug/kg	42.5	4.5	1	04/15/11 22:27	04/19/11 03:56	91-20-3	
Phenanthrene	42.8	ug/kg	42.5	4.0	1	04/15/11 22:27	04/19/11 03:56	85-01-8	
Pyrene	49.9	ug/kg	42.5	5.2	1	04/15/11 22:27	04/19/11 03:56	129-00-0	
2-Fluorobiphenyl (S)	64	%	18-110		1	04/15/11 22:27	04/19/11 03:56	321-60-8	
Terphenyl-d14 (S)	70	%	10-123		1	04/15/11 22:27	04/19/11 03:56	1718-51-0	
8260 MSV 5030 Low Level		Analytical Method: EPA 8260							
Acrolein	46.7U	ug/kg	66.2	46.7	1		04/14/11 21:23	107-02-8	
Acrylonitrile	35.6U	ug/kg	66.2	35.6	1		04/14/11 21:23	107-13-1	
Benzene	3.4U	ug/kg	6.6	3.4	1		04/14/11 21:23	71-43-2	
Bromodichloromethane	3.3U	ug/kg	6.6	3.3	1		04/14/11 21:23	75-27-4	
Bromoform	3.3U	ug/kg	6.6	3.3	1		04/14/11 21:23	75-25-2	

ANALYTICAL RESULTS

Project: 103-82514/LES
Pace Project No.: 3529138

Sample: **SB-5-2** Lab ID: **3529138014** Collected: 04/12/11 15:01 Received: 04/13/11 09:20 Matrix: Solid
Results reported on a "dry-weight" basis

Parameters	Results	Units	PQL	MDL	DF	Prepared	Analyzed	CAS No.	Qual
8260 MSV 5030 Low Level		Analytical Method: EPA 8260							
Bromomethane	3.3U	ug/kg	6.6	3.3	1		04/14/11 21:23	74-83-9	
Carbon tetrachloride	3.3U	ug/kg	6.6	3.3	1		04/14/11 21:23	56-23-5	
Chlorobenzene	3.3U	ug/kg	6.6	3.3	1		04/14/11 21:23	108-90-7	
Chloroethane	4.8U	ug/kg	6.6	4.8	1		04/14/11 21:23	75-00-3	
Chloroform	3.9U	ug/kg	6.6	3.9	1		04/14/11 21:23	67-66-3	
Chloromethane	3.7U	ug/kg	6.6	3.7	1		04/14/11 21:23	74-87-3	
Dibromochloromethane	3.3U	ug/kg	6.6	3.3	1		04/14/11 21:23	124-48-1	
1,1-Dichloroethane	3.6U	ug/kg	6.6	3.6	1		04/14/11 21:23	75-34-3	
1,2-Dichloroethane	3.3U	ug/kg	6.6	3.3	1		04/14/11 21:23	107-06-2	
1,1-Dichloroethene	3.3U	ug/kg	6.6	3.3	1		04/14/11 21:23	75-35-4	
trans-1,2-Dichloroethene	4.0U	ug/kg	6.6	4.0	1		04/14/11 21:23	156-60-5	
1,2-Dichloropropane	3.3U	ug/kg	6.6	3.3	1		04/14/11 21:23	78-87-5	
cis-1,3-Dichloropropene	3.3U	ug/kg	6.6	3.3	1		04/14/11 21:23	10061-01-5	
trans-1,3-Dichloropropene	3.3U	ug/kg	6.6	3.3	1		04/14/11 21:23	10061-02-6	
Ethylbenzene	3.7U	ug/kg	6.6	3.7	1		04/14/11 21:23	100-41-4	
Methylene Chloride	4.3 I	ug/kg	6.6	3.3	1		04/14/11 21:23	75-09-2	
Methyl-tert-butyl ether	3.3U	ug/kg	6.6	3.3	1		04/14/11 21:23	1634-04-4	
1,1,2,2-Tetrachloroethane	3.3U	ug/kg	6.6	3.3	1		04/14/11 21:23	79-34-5	
Tetrachloroethene	3.3U	ug/kg	6.6	3.3	1		04/14/11 21:23	127-18-4	
Toluene	6.8	ug/kg	6.6	3.6	1		04/14/11 21:23	108-88-3	
1,1,1-Trichloroethane	3.6U	ug/kg	6.6	3.6	1		04/14/11 21:23	71-55-6	
1,1,2-Trichloroethane	3.3U	ug/kg	6.6	3.3	1		04/14/11 21:23	79-00-5	
Trichloroethene	3.7U	ug/kg	6.6	3.7	1		04/14/11 21:23	79-01-6	
Trichlorofluoromethane	3.6U	ug/kg	6.6	3.6	1		04/14/11 21:23	75-69-4	
Vinyl chloride	3.6U	ug/kg	6.6	3.6	1		04/14/11 21:23	75-01-4	
Xylene (Total)	6.8U	ug/kg	19.8	6.8	1		04/14/11 21:23	1330-20-7	
Dibromofluoromethane (S)	101 %		82-115		1		04/14/11 21:23	1868-53-7	
Toluene-d8 (S)	98 %		84-117		1		04/14/11 21:23	2037-26-5	
4-Bromofluorobenzene (S)	103 %		55-148		1		04/14/11 21:23	460-00-4	
1,2-Dichloroethane-d4 (S)	98 %		80-131		1		04/14/11 21:23	17060-07-0	
Percent Moisture		Analytical Method: ASTM D2974-87							
Percent Moisture	23.0 %		0.10	0.10	1		04/15/11 17:19		

ANALYTICAL RESULTS

Project: 103-82514/LES
Pace Project No.: 3529138

Sample: SB-4-1 Lab ID: 3529138015 Collected: 04/12/11 15:25 Received: 04/13/11 09:20 Matrix: Solid

Results reported on a "dry-weight" basis

Parameters	Results	Units	PQL	MDL	DF	Prepared	Analyzed	CAS No.	Qual
FL-PRO Soil Microwave Analytical Method: FL-PRO Preparation Method: EPA 3546									
Petroleum Range Organics	59.3	mg/kg	4.2	2.7	1	04/15/11 19:15	04/18/11 17:25		
C-39 (S)	108	%	60-118		1	04/15/11 19:15	04/18/11 17:25		
o-Terphenyl (S)	102	%	62-109		1	04/15/11 19:15	04/18/11 17:25	84-15-1	
6010 MET ICP Analytical Method: EPA 6010 Preparation Method: EPA 3050									
Arsenic	1.6	mg/kg	0.45	0.22	1	04/14/11 11:15	04/16/11 02:19	7440-38-2	
Barium	6.5	mg/kg	0.45	0.22	1	04/14/11 11:15	04/16/11 02:19	7440-39-3	
Cadmium	0.055	mg/kg	0.045	0.022	1	04/14/11 11:15	04/16/11 02:19	7440-43-9	
Chromium	2.8	mg/kg	0.22	0.11	1	04/14/11 11:15	04/16/11 02:19	7440-47-3	
Lead	41.4	mg/kg	0.45	0.22	1	04/14/11 11:15	04/16/11 02:19	7439-92-1	
Selenium	0.33U	mg/kg	0.67	0.33	1	04/14/11 11:15	04/16/11 02:19	7782-49-2	
Silver	0.11U	mg/kg	0.22	0.11	1	04/14/11 11:15	04/16/11 02:19	7440-22-4	
7471 Mercury Analytical Method: EPA 7471 Preparation Method: EPA 7471									
Mercury	0.020	l mg/kg	0.042	0.010	1	04/14/11 10:25	04/18/11 13:57	7439-97-6	
8270 MSSV Short List Microwave Analytical Method: EPA 8270 Preparation Method: EPA 3546									
Acenaphthene	17.4U	ug/kg	173	17.4	5	04/15/11 22:27	04/19/11 05:56	83-32-9	
Acenaphthylene	30.2	l ug/kg	173	20.5	5	04/15/11 22:27	04/19/11 05:56	208-96-8	
Anthracene	18.9	l ug/kg	173	10.7	5	04/15/11 22:27	04/19/11 05:56	120-12-7	
Benzo(a)anthracene	15.5U	ug/kg	173	15.5	5	04/15/11 22:27	04/19/11 05:56	56-55-3	D3
Benzo(a)pyrene	38.5	l ug/kg	173	19.0	5	04/15/11 22:27	04/19/11 05:56	50-32-8	
Benzo(b)fluoranthene	49.5	l ug/kg	173	12.2	5	04/15/11 22:27	04/19/11 05:56	205-99-2	
Benzo(g,h,i)perylene	42.3	l ug/kg	173	16.0	5	04/15/11 22:27	04/19/11 05:56	191-24-2	
Benzo(k)fluoranthene	25.8U	ug/kg	173	25.8	5	04/15/11 22:27	04/19/11 05:56	207-08-9	
Chrysene	34.8	l ug/kg	173	15.5	5	04/15/11 22:27	04/19/11 05:56	218-01-9	
Dibenz(a,h)anthracene	18.5U	ug/kg	173	18.5	5	04/15/11 22:27	04/19/11 05:56	53-70-3	
Fluoranthene	51.9	l ug/kg	173	19.4	5	04/15/11 22:27	04/19/11 05:56	206-44-0	
Fluorene	13.0U	ug/kg	173	13.0	5	04/15/11 22:27	04/19/11 05:56	86-73-7	
Indeno(1,2,3-cd)pyrene	25.9	l ug/kg	173	18.4	5	04/15/11 22:27	04/19/11 05:56	193-39-5	
1-Methylnaphthalene	21.9U	ug/kg	173	21.9	5	04/15/11 22:27	04/19/11 05:56	90-12-0	
2-Methylnaphthalene	24.2U	ug/kg	173	24.2	5	04/15/11 22:27	04/19/11 05:56	91-57-6	
Naphthalene	18.5U	ug/kg	173	18.5	5	04/15/11 22:27	04/19/11 05:56	91-20-3	
Phenanthrene	37.4	l ug/kg	173	16.5	5	04/15/11 22:27	04/19/11 05:56	85-01-8	
Pyrene	56.9	l ug/kg	173	21.1	5	04/15/11 22:27	04/19/11 05:56	129-00-0	
2-Fluorobiphenyl (S)	74	%	18-110		5	04/15/11 22:27	04/19/11 05:56	321-60-8	
Terphenyl-d14 (S)	70	%	10-123		5	04/15/11 22:27	04/19/11 05:56	1718-51-0	
8260 MSV 5030 Low Level Analytical Method: EPA 8260									
Acrolein	47.2U	ug/kg	66.9	47.2	1		04/14/11 15:01	107-02-8	
Acrylonitrile	35.9U	ug/kg	66.9	35.9	1		04/14/11 15:01	107-13-1	
Benzene	3.4U	ug/kg	6.7	3.4	1		04/14/11 15:01	71-43-2	
Bromodichloromethane	3.3U	ug/kg	6.7	3.3	1		04/14/11 15:01	75-27-4	
Bromoform	3.3U	ug/kg	6.7	3.3	1		04/14/11 15:01	75-25-2	

ANALYTICAL RESULTS

Project: 103-82514/LES
Pace Project No.: 3529138

Sample: SB-4-1 Lab ID: 3529138015 Collected: 04/12/11 15:25 Received: 04/13/11 09:20 Matrix: Solid

Results reported on a "dry-weight" basis

Parameters	Results	Units	PQL	MDL	DF	Prepared	Analyzed	CAS No.	Qual
8260 MSV 5030 Low Level		Analytical Method: EPA 8260							
Bromomethane	3.3U	ug/kg	6.7	3.3	1		04/14/11 15:01	74-83-9	
Carbon tetrachloride	3.3U	ug/kg	6.7	3.3	1		04/14/11 15:01	56-23-5	
Chlorobenzene	3.3U	ug/kg	6.7	3.3	1		04/14/11 15:01	108-90-7	
Chloroethane	4.8U	ug/kg	6.7	4.8	1		04/14/11 15:01	75-00-3	
Chloroform	4.0U	ug/kg	6.7	4.0	1		04/14/11 15:01	67-66-3	
Chloromethane	3.7U	ug/kg	6.7	3.7	1		04/14/11 15:01	74-87-3	
Dibromochloromethane	3.3U	ug/kg	6.7	3.3	1		04/14/11 15:01	124-48-1	
1,1-Dichloroethane	3.7U	ug/kg	6.7	3.7	1		04/14/11 15:01	75-34-3	
1,2-Dichloroethane	3.3U	ug/kg	6.7	3.3	1		04/14/11 15:01	107-06-2	
1,1-Dichloroethene	3.3U	ug/kg	6.7	3.3	1		04/14/11 15:01	75-35-4	
trans-1,2-Dichloroethene	4.1U	ug/kg	6.7	4.1	1		04/14/11 15:01	156-60-5	
1,2-Dichloropropane	3.3U	ug/kg	6.7	3.3	1		04/14/11 15:01	78-87-5	
cis-1,3-Dichloropropene	3.3U	ug/kg	6.7	3.3	1		04/14/11 15:01	10061-01-5	
trans-1,3-Dichloropropene	3.3U	ug/kg	6.7	3.3	1		04/14/11 15:01	10061-02-6	
Ethylbenzene	3.8U	ug/kg	6.7	3.8	1		04/14/11 15:01	100-41-4	
Methylene Chloride	7.1	ug/kg	6.7	3.3	1		04/14/11 15:01	75-09-2	Z3
Methyl-tert-butyl ether	3.3U	ug/kg	6.7	3.3	1		04/14/11 15:01	1634-04-4	
1,1,2,2-Tetrachloroethane	3.3U	ug/kg	6.7	3.3	1		04/14/11 15:01	79-34-5	
Tetrachloroethene	3.3U	ug/kg	6.7	3.3	1		04/14/11 15:01	127-18-4	
Toluene	3.6U	ug/kg	6.7	3.6	1		04/14/11 15:01	108-88-3	
1,1,1-Trichloroethane	3.7U	ug/kg	6.7	3.7	1		04/14/11 15:01	71-55-6	
1,1,2-Trichloroethane	3.3U	ug/kg	6.7	3.3	1		04/14/11 15:01	79-00-5	
Trichloroethene	3.8U	ug/kg	6.7	3.8	1		04/14/11 15:01	79-01-6	
Trichlorofluoromethane	3.6U	ug/kg	6.7	3.6	1		04/14/11 15:01	75-69-4	
Vinyl chloride	3.6U	ug/kg	6.7	3.6	1		04/14/11 15:01	75-01-4	
Xylene (Total)	6.9U	ug/kg	20.1	6.9	1		04/14/11 15:01	1330-20-7	
Dibromofluoromethane (S)	98 %		82-115		1		04/14/11 15:01	1868-53-7	
Toluene-d8 (S)	99 %		84-117		1		04/14/11 15:01	2037-26-5	
4-Bromofluorobenzene (S)	98 %		55-148		1		04/14/11 15:01	460-00-4	
1,2-Dichloroethane-d4 (S)	105 %		80-131		1		04/14/11 15:01	17060-07-0	
Percent Moisture		Analytical Method: ASTM D2974-87							
Percent Moisture	5.1 %		0.10	0.10	1		04/15/11 17:19		

ANALYTICAL RESULTS

Project: 103-82514/LES
Pace Project No.: 3529138

Sample: SB-4-2 Lab ID: 3529138016 Collected: 04/12/11 15:26 Received: 04/13/11 09:20 Matrix: Solid

Results reported on a "dry-weight" basis

Parameters	Results	Units	PQL	MDL	DF	Prepared	Analyzed	CAS No.	Qual
FL-PRO Soil Microwave		Analytical Method: FL-PRO Preparation Method: EPA 3546							
Petroleum Range Organics	6.8	mg/kg	4.7	3.0	1	04/15/11 19:15	04/18/11 17:57		
C-39 (S)	105	%	60-118		1	04/15/11 19:15	04/18/11 17:57		
o-Terphenyl (S)	100	%	62-109		1	04/15/11 19:15	04/18/11 17:57	84-15-1	
6010 MET ICP		Analytical Method: EPA 6010 Preparation Method: EPA 3050							
Arsenic	0.62	mg/kg	0.44	0.22	1	04/14/11 11:15	04/16/11 02:29	7440-38-2	
Barium	7.5	mg/kg	0.44	0.22	1	04/14/11 11:15	04/16/11 02:29	7440-39-3	
Cadmium	0.032	mg/kg	0.044	0.022	1	04/14/11 11:15	04/16/11 02:29	7440-43-9	
Chromium	2.4	mg/kg	0.22	0.11	1	04/14/11 11:15	04/16/11 02:29	7440-47-3	
Lead	12.8	mg/kg	0.44	0.22	1	04/14/11 11:15	04/16/11 02:29	7439-92-1	
Selenium	0.33	mg/kg	0.66	0.33	1	04/14/11 11:15	04/16/11 02:29	7782-49-2	
Silver	0.11	mg/kg	0.22	0.11	1	04/14/11 11:15	04/16/11 02:29	7440-22-4	
7471 Mercury		Analytical Method: EPA 7471 Preparation Method: EPA 7471							
Mercury	0.016	mg/kg	0.049	0.012	1	04/14/11 10:25	04/18/11 14:00	7439-97-6	
8270 MSSV Short List Microwave		Analytical Method: EPA 8270 Preparation Method: EPA 3546							
Acenaphthene	6.6	ug/kg	38.5	3.9	1	04/15/11 22:27	04/19/11 04:16	83-32-9	
Acenaphthylene	4.6	ug/kg	38.5	4.6	1	04/15/11 22:27	04/19/11 04:16	208-96-8	
Anthracene	21.9	ug/kg	38.5	2.4	1	04/15/11 22:27	04/19/11 04:16	120-12-7	
Benzo(a)anthracene	76.8	ug/kg	38.5	3.4	1	04/15/11 22:27	04/19/11 04:16	56-55-3	
Benzo(a)pyrene	74.7	ug/kg	38.5	4.2	1	04/15/11 22:27	04/19/11 04:16	50-32-8	
Benzo(b)fluoranthene	86.4	ug/kg	38.5	2.7	1	04/15/11 22:27	04/19/11 04:16	205-99-2	
Benzo(g,h,i)perylene	46.9	ug/kg	38.5	3.6	1	04/15/11 22:27	04/19/11 04:16	191-24-2	
Benzo(k)fluoranthene	32.4	ug/kg	38.5	5.7	1	04/15/11 22:27	04/19/11 04:16	207-08-9	
Chrysene	87.8	ug/kg	38.5	3.4	1	04/15/11 22:27	04/19/11 04:16	218-01-9	
Dibenz(a,h)anthracene	12.0	ug/kg	38.5	4.1	1	04/15/11 22:27	04/19/11 04:16	53-70-3	
Fluoranthene	170	ug/kg	38.5	4.3	1	04/15/11 22:27	04/19/11 04:16	206-44-0	
Fluorene	5.4	ug/kg	38.5	2.9	1	04/15/11 22:27	04/19/11 04:16	86-73-7	
Indeno(1,2,3-cd)pyrene	37.9	ug/kg	38.5	4.1	1	04/15/11 22:27	04/19/11 04:16	193-39-5	
1-Methylnaphthalene	4.9	ug/kg	38.5	4.9	1	04/15/11 22:27	04/19/11 04:16	90-12-0	
2-Methylnaphthalene	5.4	ug/kg	38.5	5.4	1	04/15/11 22:27	04/19/11 04:16	91-57-6	
Naphthalene	4.1	ug/kg	38.5	4.1	1	04/15/11 22:27	04/19/11 04:16	91-20-3	
Phenanthrene	71.1	ug/kg	38.5	3.7	1	04/15/11 22:27	04/19/11 04:16	85-01-8	
Pyrene	141	ug/kg	38.5	4.7	1	04/15/11 22:27	04/19/11 04:16	129-00-0	
2-Fluorobiphenyl (S)	72	%	18-110		1	04/15/11 22:27	04/19/11 04:16	321-60-8	
Terphenyl-d14 (S)	77	%	10-123		1	04/15/11 22:27	04/19/11 04:16	1718-51-0	
8260 MSV 5030 Low Level		Analytical Method: EPA 8260							
Acrolein	40.7	ug/kg	57.7	40.7	1		04/14/11 22:21	107-02-8	
Acrylonitrile	31.0	ug/kg	57.7	31.0	1		04/14/11 22:21	107-13-1	
Benzene	4.1	ug/kg	5.8	3.0	1		04/14/11 22:21	71-43-2	
Bromodichloromethane	2.9	ug/kg	5.8	2.9	1		04/14/11 22:21	75-27-4	
Bromoform	2.9	ug/kg	5.8	2.9	1		04/14/11 22:21	75-25-2	

Date: 04/21/2011 04:20 PM

REPORT OF LABORATORY ANALYSIS

Page 50 of 95

This report shall not be reproduced, except in full,
without the written consent of Pace Analytical Services, Inc..



ANALYTICAL RESULTS

Project: 103-82514/LES
Pace Project No.: 3529138

Sample: SB-4-2 Lab ID: 3529138016 Collected: 04/12/11 15:26 Received: 04/13/11 09:20 Matrix: Solid

Results reported on a "dry-weight" basis

Parameters	Results	Units	PQL	MDL	DF	Prepared	Analyzed	CAS No.	Qual
8260 MSV 5030 Low Level		Analytical Method: EPA 8260							
Bromomethane	2.9U	ug/kg	5.8	2.9	1		04/14/11 22:21	74-83-9	
Carbon tetrachloride	2.9U	ug/kg	5.8	2.9	1		04/14/11 22:21	56-23-5	
Chlorobenzene	2.9U	ug/kg	5.8	2.9	1		04/14/11 22:21	108-90-7	
Chloroethane	4.1U	ug/kg	5.8	4.1	1		04/14/11 22:21	75-00-3	
Chloroform	3.4U	ug/kg	5.8	3.4	1		04/14/11 22:21	67-66-3	
Chloromethane	3.2U	ug/kg	5.8	3.2	1		04/14/11 22:21	74-87-3	
Dibromochloromethane	2.9U	ug/kg	5.8	2.9	1		04/14/11 22:21	124-48-1	
1,1-Dichloroethane	3.1U	ug/kg	5.8	3.1	1		04/14/11 22:21	75-34-3	
1,2-Dichloroethane	2.9U	ug/kg	5.8	2.9	1		04/14/11 22:21	107-06-2	
1,1-Dichloroethene	2.9U	ug/kg	5.8	2.9	1		04/14/11 22:21	75-35-4	
trans-1,2-Dichloroethene	3.5U	ug/kg	5.8	3.5	1		04/14/11 22:21	156-60-5	
1,2-Dichloropropane	2.9U	ug/kg	5.8	2.9	1		04/14/11 22:21	78-87-5	
cis-1,3-Dichloropropene	2.9U	ug/kg	5.8	2.9	1		04/14/11 22:21	10061-01-5	
trans-1,3-Dichloropropene	2.9U	ug/kg	5.8	2.9	1		04/14/11 22:21	10061-02-6	
Ethylbenzene	3.3U	ug/kg	5.8	3.3	1		04/14/11 22:21	100-41-4	
Methylene Chloride	11.4	ug/kg	5.8	2.9	1		04/14/11 22:21	75-09-2	Z3
Methyl-tert-butyl ether	2.9U	ug/kg	5.8	2.9	1		04/14/11 22:21	1634-04-4	
1,1,2,2-Tetrachloroethane	2.9U	ug/kg	5.8	2.9	1		04/14/11 22:21	79-34-5	
Tetrachloroethene	2.9U	ug/kg	5.8	2.9	1		04/14/11 22:21	127-18-4	
Toluene	13.0	ug/kg	5.8	3.1	1		04/14/11 22:21	108-88-3	
1,1,1-Trichloroethane	3.2U	ug/kg	5.8	3.2	1		04/14/11 22:21	71-55-6	
1,1,2-Trichloroethane	2.9U	ug/kg	5.8	2.9	1		04/14/11 22:21	79-00-5	
Trichloroethene	3.3U	ug/kg	5.8	3.3	1		04/14/11 22:21	79-01-6	
Trichlorofluoromethane	3.1U	ug/kg	5.8	3.1	1		04/14/11 22:21	75-69-4	
Vinyl chloride	3.1U	ug/kg	5.8	3.1	1		04/14/11 22:21	75-01-4	
Xylene (Total)	5.9U	ug/kg	17.3	5.9	1		04/14/11 22:21	1330-20-7	
Dibromofluoromethane (S)	97 %		82-115		1		04/14/11 22:21	1868-53-7	C0,J(IS)
Toluene-d8 (S)	98 %		84-117		1		04/14/11 22:21	2037-26-5	
4-Bromofluorobenzene (S)	101 %		55-148		1		04/14/11 22:21	460-00-4	
1,2-Dichloroethane-d4 (S)	100 %		80-131		1		04/14/11 22:21	17060-07-0	
Percent Moisture		Analytical Method: ASTM D2974-87							
Percent Moisture	14.5 %		0.10	0.10	1		04/15/11 17:19		

ANALYTICAL RESULTS

Project: 103-82514/LES
Pace Project No.: 3529138

Sample: SB-7-GW **Lab ID: 3529138017** Collected: 04/13/11 10:05 Received: 04/14/11 08:00 Matrix: Water

Parameters	Results	Units	PQL	MDL	DF	Prepared	Analyzed	CAS No.	Qual
FL-PRO Water									
Analytical Method: FL-PRO Preparation Method: EPA 3510									
Petroleum Range Organics	0.056U	mg/L	0.095	0.056	1	04/16/11 14:10	04/18/11 20:36		
C-39 (S)	105 %		42-193		1	04/16/11 14:10	04/18/11 20:36		
o-Terphenyl (S)	96 %		82-142		1	04/16/11 14:10	04/18/11 20:36	84-15-1	
6010 MET ICP									
Analytical Method: EPA 6010 Preparation Method: EPA 3010									
Arsenic	0.11	mg/L	0.010	0.0050	1	04/14/11 15:30	04/15/11 14:57	7440-38-2	
Barium	0.10	mg/L	0.010	0.0050	1	04/14/11 15:30	04/15/11 14:57	7440-39-3	
Cadmium	0.00050U	mg/L	0.0010	0.00050	1	04/14/11 15:30	04/15/11 14:57	7440-43-9	
Chromium	0.0026 I	mg/L	0.0050	0.0025	1	04/14/11 15:30	04/15/11 14:57	7440-47-3	
Lead	0.0050U	mg/L	0.010	0.0050	1	04/14/11 15:30	04/15/11 14:57	7439-92-1	
Selenium	0.0075U	mg/L	0.015	0.0075	1	04/14/11 15:30	04/15/11 14:57	7782-49-2	
Silver	0.0025U	mg/L	0.0050	0.0025	1	04/14/11 15:30	04/15/11 14:57	7440-22-4	
7470 Mercury									
Analytical Method: EPA 7470 Preparation Method: EPA 7470									
Mercury	0.00010U	mg/L	0.00020	0.00010	1	04/15/11 08:00	04/18/11 17:14	7439-97-6	
8270 MSSV PAH by SCAN									
Analytical Method: EPA 8270 by SCAN Preparation Method: EPA 3510									
Acenaphthene	0.029U	ug/L	0.95	0.029	1	04/15/11 22:25	04/18/11 20:14	83-32-9	
Acenaphthylene	0.048U	ug/L	1.9	0.048	1	04/15/11 22:25	04/18/11 20:14	208-96-8	
Anthracene	0.048U	ug/L	0.95	0.048	1	04/15/11 22:25	04/18/11 20:14	120-12-7	
Benzo(a)anthracene	0.057U	ug/L	0.19	0.057	1	04/15/11 22:25	04/18/11 20:14	56-55-3	
Benzo(a)pyrene	0.048U	ug/L	0.19	0.048	1	04/15/11 22:25	04/18/11 20:14	50-32-8	
Benzo(b)fluoranthene	0.048U	ug/L	0.095	0.048	1	04/15/11 22:25	04/18/11 20:14	205-99-2	
Benzo(g,h,i)perylene	0.057U	ug/L	0.95	0.057	1	04/15/11 22:25	04/18/11 20:14	191-24-2	
Benzo(k)fluoranthene	0.038U	ug/L	0.24	0.038	1	04/15/11 22:25	04/18/11 20:14	207-08-9	
Chrysene	0.057U	ug/L	0.95	0.057	1	04/15/11 22:25	04/18/11 20:14	218-01-9	
Dibenz(a,h)anthracene	0.048U	ug/L	0.19	0.048	1	04/15/11 22:25	04/18/11 20:14	53-70-3	
Fluoranthene	0.057U	ug/L	0.95	0.057	1	04/15/11 22:25	04/18/11 20:14	206-44-0	
Fluorene	0.029U	ug/L	0.95	0.029	1	04/15/11 22:25	04/18/11 20:14	86-73-7	
Indeno(1,2,3-cd)pyrene	0.038U	ug/L	0.14	0.038	1	04/15/11 22:25	04/18/11 20:14	193-39-5	
1-Methylnaphthalene	0.086U	ug/L	1.4	0.086	1	04/15/11 22:25	04/18/11 20:14	90-12-0	
2-Methylnaphthalene	0.057U	ug/L	1.4	0.057	1	04/15/11 22:25	04/18/11 20:14	91-57-6	
Naphthalene	0.076U	ug/L	0.95	0.076	1	04/15/11 22:25	04/18/11 20:14	91-20-3	
Phenanthrene	0.048U	ug/L	0.95	0.048	1	04/15/11 22:25	04/18/11 20:14	85-01-8	
Pyrene	0.057U	ug/L	0.95	0.057	1	04/15/11 22:25	04/18/11 20:14	129-00-0	
2-Fluorobiphenyl (S)	61 %		43.9-113		1	04/15/11 22:25	04/18/11 20:14	321-60-8	
Terphenyl-d14 (S)	72 %		24.8-144		1	04/15/11 22:25	04/18/11 20:14	1718-51-0	
8260 MSV									
Analytical Method: EPA 8260									
Acrolein	10.0U	ug/L	20.0	10.0	1		04/15/11 20:43	107-02-8	
Acrylonitrile	5.0U	ug/L	10.0	5.0	1		04/15/11 20:43	107-13-1	
Benzene	0.50U	ug/L	1.0	0.50	1		04/15/11 20:43	71-43-2	
Bromodichloromethane	0.27U	ug/L	0.60	0.27	1		04/15/11 20:43	75-27-4	
Bromoform	0.50U	ug/L	1.0	0.50	1		04/15/11 20:43	75-25-2	
Bromomethane	0.50U	ug/L	1.0	0.50	1		04/15/11 20:43	74-83-9	

ANALYTICAL RESULTS

Project: 103-82514/LES
Pace Project No.: 3529138

Sample: SB-7-GW Lab ID: 3529138017 Collected: 04/13/11 10:05 Received: 04/14/11 08:00 Matrix: Water

Parameters	Results	Units	PQL	MDL	DF	Prepared	Analyzed	CAS No.	Qual
8260 MSV									
Analytical Method: EPA 8260									
Carbon tetrachloride	0.50U	ug/L	1.0	0.50	1		04/15/11 20:43	56-23-5	
Chlorobenzene	0.50U	ug/L	1.0	0.50	1		04/15/11 20:43	108-90-7	
Chloroethane	0.50U	ug/L	1.0	0.50	1		04/15/11 20:43	75-00-3	
2-Chloroethylvinyl ether	0.50U	ug/L	1.0	0.50	1		04/15/11 20:43	110-75-8	
Chloroform	0.50U	ug/L	1.0	0.50	1		04/15/11 20:43	67-66-3	
Chloromethane	0.62U	ug/L	1.0	0.62	1		04/15/11 20:43	74-87-3	
Dibromochloromethane	0.26U	ug/L	0.50	0.26	1		04/15/11 20:43	124-48-1	
1,1-Dichloroethane	0.50U	ug/L	1.0	0.50	1		04/15/11 20:43	75-34-3	
1,2-Dichloroethane	0.50U	ug/L	1.0	0.50	1		04/15/11 20:43	107-06-2	
1,1-Dichloroethene	0.50U	ug/L	1.0	0.50	1		04/15/11 20:43	75-35-4	
trans-1,2-Dichloroethene	0.50U	ug/L	1.0	0.50	1		04/15/11 20:43	156-60-5	
1,2-Dichloropropane	0.50U	ug/L	1.0	0.50	1		04/15/11 20:43	78-87-5	
cis-1,3-Dichloropropene	0.25U	ug/L	0.50	0.25	1		04/15/11 20:43	10061-01-5	
trans-1,3-Dichloropropene	0.25U	ug/L	0.50	0.25	1		04/15/11 20:43	10061-02-6	
Ethylbenzene	0.50U	ug/L	1.0	0.50	1		04/15/11 20:43	100-41-4	
Methylene Chloride	2.5U	ug/L	5.0	2.5	1		04/15/11 20:43	75-09-2	
Methyl-tert-butyl ether	32.7	ug/L	1.0	0.50	1		04/15/11 20:43	1634-04-4	
1,1,2,2-Tetrachloroethane	0.18U	ug/L	0.50	0.18	1		04/15/11 20:43	79-34-5	
Tetrachloroethene	0.50U	ug/L	1.0	0.50	1		04/15/11 20:43	127-18-4	
Toluene	0.50U	ug/L	1.0	0.50	1		04/15/11 20:43	108-88-3	
1,1,1-Trichloroethane	0.50U	ug/L	1.0	0.50	1		04/15/11 20:43	71-55-6	
1,1,2-Trichloroethane	0.50U	ug/L	1.0	0.50	1		04/15/11 20:43	79-00-5	
Trichloroethene	0.50U	ug/L	1.0	0.50	1		04/15/11 20:43	79-01-6	
Trichlorofluoromethane	0.50U	ug/L	1.0	0.50	1		04/15/11 20:43	75-69-4	
Vinyl chloride	0.50U	ug/L	1.0	0.50	1		04/15/11 20:43	75-01-4	
Xylene (Total)	0.50U	ug/L	1.0	0.50	1		04/15/11 20:43	1330-20-7	
4-Bromofluorobenzene (S)	102 %		70-114		1		04/15/11 20:43	460-00-4	
Dibromofluoromethane (S)	90 %		88-117		1		04/15/11 20:43	1868-53-7	
1,2-Dichloroethane-d4 (S)	93 %		86-125		1		04/15/11 20:43	17060-07-0	
Toluene-d8 (S)	101 %		87-113		1		04/15/11 20:43	2037-26-5	

ANALYTICAL RESULTS

Project: 103-82514/LES
Pace Project No.: 3529138

Sample: SB-6-GW **Lab ID:** 3529138018 **Collected:** 04/13/11 10:42 **Received:** 04/14/11 08:00 **Matrix:** Water

Parameters	Results	Units	PQL	MDL	DF	Prepared	Analyzed	CAS No.	Qual
FL-PRO Water									
Analytical Method: FL-PRO Preparation Method: EPA 3510									
Petroleum Range Organics	0.057U	mg/L	0.097	0.057	1	04/16/11 14:10	04/18/11 21:08		
C-39 (S)	100 %		42-193		1	04/16/11 14:10	04/18/11 21:08		
o-Terphenyl (S)	97 %		82-142		1	04/16/11 14:10	04/18/11 21:08	84-15-1	
6010 MET ICP									
Analytical Method: EPA 6010 Preparation Method: EPA 3010									
Arsenic	0.014	mg/L	0.010	0.0050	1	04/14/11 15:30	04/15/11 15:00	7440-38-2	
Barium	0.14	mg/L	0.010	0.0050	1	04/14/11 15:30	04/15/11 15:00	7440-39-3	
Cadmium	0.00050U	mg/L	0.0010	0.00050	1	04/14/11 15:30	04/15/11 15:00	7440-43-9	
Chromium	0.0025U	mg/L	0.0050	0.0025	1	04/14/11 15:30	04/15/11 15:00	7440-47-3	
Lead	0.0050U	mg/L	0.010	0.0050	1	04/14/11 15:30	04/15/11 15:00	7439-92-1	
Selenium	0.0075U	mg/L	0.015	0.0075	1	04/14/11 15:30	04/15/11 15:00	7782-49-2	
Silver	0.0025U	mg/L	0.0050	0.0025	1	04/14/11 15:30	04/15/11 15:00	7440-22-4	
7470 Mercury									
Analytical Method: EPA 7470 Preparation Method: EPA 7470									
Mercury	0.00010U	mg/L	0.00020	0.00010	1	04/15/11 08:00	04/18/11 17:23	7439-97-6	
8270 MSSV PAH by SCAN									
Analytical Method: EPA 8270 by SCAN Preparation Method: EPA 3510									
Acenaphthene	0.028U	ug/L	0.95	0.028	1	04/15/11 22:25	04/18/11 20:34	83-32-9	
Acenaphthylene	0.047U	ug/L	1.9	0.047	1	04/15/11 22:25	04/18/11 20:34	208-96-8	
Anthracene	0.047U	ug/L	0.95	0.047	1	04/15/11 22:25	04/18/11 20:34	120-12-7	
Benzo(a)anthracene	0.057U	ug/L	0.19	0.057	1	04/15/11 22:25	04/18/11 20:34	56-55-3	
Benzo(a)pyrene	0.047U	ug/L	0.19	0.047	1	04/15/11 22:25	04/18/11 20:34	50-32-8	
Benzo(b)fluoranthene	0.047U	ug/L	0.095	0.047	1	04/15/11 22:25	04/18/11 20:34	205-99-2	
Benzo(g,h,i)perylene	0.057U	ug/L	0.95	0.057	1	04/15/11 22:25	04/18/11 20:34	191-24-2	
Benzo(k)fluoranthene	0.038U	ug/L	0.24	0.038	1	04/15/11 22:25	04/18/11 20:34	207-08-9	
Chrysene	0.057U	ug/L	0.95	0.057	1	04/15/11 22:25	04/18/11 20:34	218-01-9	
Dibenz(a,h)anthracene	0.047U	ug/L	0.19	0.047	1	04/15/11 22:25	04/18/11 20:34	53-70-3	
Fluoranthene	0.057U	ug/L	0.95	0.057	1	04/15/11 22:25	04/18/11 20:34	206-44-0	
Fluorene	0.028U	ug/L	0.95	0.028	1	04/15/11 22:25	04/18/11 20:34	86-73-7	
Indeno(1,2,3-cd)pyrene	0.038U	ug/L	0.14	0.038	1	04/15/11 22:25	04/18/11 20:34	193-39-5	
1-Methylnaphthalene	0.085U	ug/L	1.4	0.085	1	04/15/11 22:25	04/18/11 20:34	90-12-0	
2-Methylnaphthalene	0.057U	ug/L	1.4	0.057	1	04/15/11 22:25	04/18/11 20:34	91-57-6	
Naphthalene	0.076U	ug/L	0.95	0.076	1	04/15/11 22:25	04/18/11 20:34	91-20-3	
Phenanthrene	0.047U	ug/L	0.95	0.047	1	04/15/11 22:25	04/18/11 20:34	85-01-8	
Pyrene	0.057U	ug/L	0.95	0.057	1	04/15/11 22:25	04/18/11 20:34	129-00-0	
2-Fluorobiphenyl (S)	57 %		43.9-113		1	04/15/11 22:25	04/18/11 20:34	321-60-8	
Terphenyl-d14 (S)	58 %		24.8-144		1	04/15/11 22:25	04/18/11 20:34	1718-51-0	
8260 MSV									
Analytical Method: EPA 8260									
Acrolein	10.0U	ug/L	20.0	10.0	1		04/15/11 19:05	107-02-8	
Acrylonitrile	5.0U	ug/L	10.0	5.0	1		04/15/11 19:05	107-13-1	
Benzene	0.50U	ug/L	1.0	0.50	1		04/15/11 19:05	71-43-2	
Bromodichloromethane	0.27U	ug/L	0.60	0.27	1		04/15/11 19:05	75-27-4	
Bromoform	0.50U	ug/L	1.0	0.50	1		04/15/11 19:05	75-25-2	
Bromomethane	0.50U	ug/L	1.0	0.50	1		04/15/11 19:05	74-83-9	

ANALYTICAL RESULTS

Project: 103-82514/LES
Pace Project No.: 3529138

Sample: **SB-6-GW** Lab ID: **3529138018** Collected: 04/13/11 10:42 Received: 04/14/11 08:00 Matrix: Water

Parameters	Results	Units	PQL	MDL	DF	Prepared	Analyzed	CAS No.	Qual
8260 MSV									
Analytical Method: EPA 8260									
Carbon tetrachloride	0.50U	ug/L	1.0	0.50	1		04/15/11 19:05	56-23-5	
Chlorobenzene	0.50U	ug/L	1.0	0.50	1		04/15/11 19:05	108-90-7	
Chloroethane	0.50U	ug/L	1.0	0.50	1		04/15/11 19:05	75-00-3	
2-Chloroethylvinyl ether	0.50U	ug/L	1.0	0.50	1		04/15/11 19:05	110-75-8	
Chloroform	0.50U	ug/L	1.0	0.50	1		04/15/11 19:05	67-66-3	
Chloromethane	0.62U	ug/L	1.0	0.62	1		04/15/11 19:05	74-87-3	
Dibromochloromethane	0.26U	ug/L	0.50	0.26	1		04/15/11 19:05	124-48-1	
1,1-Dichloroethane	0.50U	ug/L	1.0	0.50	1		04/15/11 19:05	75-34-3	
1,2-Dichloroethane	0.50U	ug/L	1.0	0.50	1		04/15/11 19:05	107-06-2	
1,1-Dichloroethene	0.50U	ug/L	1.0	0.50	1		04/15/11 19:05	75-35-4	
trans-1,2-Dichloroethene	0.50U	ug/L	1.0	0.50	1		04/15/11 19:05	156-60-5	
1,2-Dichloropropane	0.50U	ug/L	1.0	0.50	1		04/15/11 19:05	78-87-5	
cis-1,3-Dichloropropene	0.25U	ug/L	0.50	0.25	1		04/15/11 19:05	10061-01-5	
trans-1,3-Dichloropropene	0.25U	ug/L	0.50	0.25	1		04/15/11 19:05	10061-02-6	
Ethylbenzene	0.50U	ug/L	1.0	0.50	1		04/15/11 19:05	100-41-4	
Methylene Chloride	2.5U	ug/L	5.0	2.5	1		04/15/11 19:05	75-09-2	
Methyl-tert-butyl ether	60.1	ug/L	1.0	0.50	1		04/15/11 19:05	1634-04-4	
1,1,2,2-Tetrachloroethane	0.18U	ug/L	0.50	0.18	1		04/15/11 19:05	79-34-5	
Tetrachloroethene	0.50U	ug/L	1.0	0.50	1		04/15/11 19:05	127-18-4	
Toluene	0.50U	ug/L	1.0	0.50	1		04/15/11 19:05	108-88-3	
1,1,1-Trichloroethane	0.50U	ug/L	1.0	0.50	1		04/15/11 19:05	71-55-6	
1,1,2-Trichloroethane	0.50U	ug/L	1.0	0.50	1		04/15/11 19:05	79-00-5	
Trichloroethene	0.50U	ug/L	1.0	0.50	1		04/15/11 19:05	79-01-6	
Trichlorofluoromethane	0.50U	ug/L	1.0	0.50	1		04/15/11 19:05	75-69-4	
Vinyl chloride	0.50U	ug/L	1.0	0.50	1		04/15/11 19:05	75-01-4	
Xylene (Total)	0.50U	ug/L	1.0	0.50	1		04/15/11 19:05	1330-20-7	
4-Bromofluorobenzene (S)	103 %		70-114		1		04/15/11 19:05	460-00-4	
Dibromofluoromethane (S)	96 %		88-117		1		04/15/11 19:05	1868-53-7	
1,2-Dichloroethane-d4 (S)	93 %		86-125		1		04/15/11 19:05	17060-07-0	
Toluene-d8 (S)	105 %		87-113		1		04/15/11 19:05	2037-26-5	

ANALYTICAL RESULTS

Project: 103-82514/LES
Pace Project No.: 3529138

Sample: SB-5-GW Lab ID: 3529138019 Collected: 04/13/11 11:26 Received: 04/14/11 08:00 Matrix: Water

Parameters	Results	Units	PQL	MDL	DF	Prepared	Analyzed	CAS No.	Qual
FL-PRO Water									
Analytical Method: FL-PRO Preparation Method: EPA 3510									
Petroleum Range Organics	0.38	mg/L	0.096	0.056	1	04/16/11 14:10	04/18/11 21:39		
C-39 (S)	98	%	42-193		1	04/16/11 14:10	04/18/11 21:39		
o-Terphenyl (S)	93	%	82-142		1	04/16/11 14:10	04/18/11 21:39	84-15-1	
6010 MET ICP									
Analytical Method: EPA 6010 Preparation Method: EPA 3010									
Arsenic	0.046	mg/L	0.010	0.0050	1	04/14/11 15:30	04/15/11 15:14	7440-38-2	
Barium	0.29	mg/L	0.010	0.0050	1	04/14/11 15:30	04/15/11 15:14	7440-39-3	
Cadmium	0.00050U	mg/L	0.0010	0.00050	1	04/14/11 15:30	04/15/11 15:14	7440-43-9	
Chromium	0.0025U	mg/L	0.0050	0.0025	1	04/14/11 15:30	04/15/11 15:14	7440-47-3	
Lead	0.0050U	mg/L	0.010	0.0050	1	04/14/11 15:30	04/15/11 15:14	7439-92-1	
Selenium	0.0075U	mg/L	0.015	0.0075	1	04/14/11 15:30	04/15/11 15:14	7782-49-2	
Silver	0.0025U	mg/L	0.0050	0.0025	1	04/14/11 15:30	04/15/11 15:14	7440-22-4	
7470 Mercury									
Analytical Method: EPA 7470 Preparation Method: EPA 7470									
Mercury	0.00010U	mg/L	0.00020	0.00010	1	04/15/11 08:00	04/18/11 17:25	7439-97-6	
8270 MSSV PAH by SCAN									
Analytical Method: EPA 8270 by SCAN Preparation Method: EPA 3510									
Acenaphthene	0.32	I ug/L	0.98	0.029	1	04/15/11 22:25	04/18/11 20:54	83-32-9	
Acenaphthylene	0.049U	ug/L	2.0	0.049	1	04/15/11 22:25	04/18/11 20:54	208-96-8	
Anthracene	0.049U	ug/L	0.98	0.049	1	04/15/11 22:25	04/18/11 20:54	120-12-7	
Benzo(a)anthracene	0.059U	ug/L	0.20	0.059	1	04/15/11 22:25	04/18/11 20:54	56-55-3	
Benzo(a)pyrene	0.049U	ug/L	0.20	0.049	1	04/15/11 22:25	04/18/11 20:54	50-32-8	
Benzo(b)fluoranthene	0.049U	ug/L	0.098	0.049	1	04/15/11 22:25	04/18/11 20:54	205-99-2	
Benzo(g,h,i)perylene	0.059U	ug/L	0.98	0.059	1	04/15/11 22:25	04/18/11 20:54	191-24-2	
Benzo(k)fluoranthene	0.039U	ug/L	0.25	0.039	1	04/15/11 22:25	04/18/11 20:54	207-08-9	
Chrysene	0.059U	ug/L	0.98	0.059	1	04/15/11 22:25	04/18/11 20:54	218-01-9	
Dibenz(a,h)anthracene	0.049U	ug/L	0.20	0.049	1	04/15/11 22:25	04/18/11 20:54	53-70-3	
Fluoranthene	0.059U	ug/L	0.98	0.059	1	04/15/11 22:25	04/18/11 20:54	206-44-0	
Fluorene	0.57	I ug/L	0.98	0.029	1	04/15/11 22:25	04/18/11 20:54	86-73-7	
Indeno(1,2,3-cd)pyrene	0.039U	ug/L	0.15	0.039	1	04/15/11 22:25	04/18/11 20:54	193-39-5	
1-Methylnaphthalene	0.088U	ug/L	1.5	0.088	1	04/15/11 22:25	04/18/11 20:54	90-12-0	
2-Methylnaphthalene	0.059U	ug/L	1.5	0.059	1	04/15/11 22:25	04/18/11 20:54	91-57-6	
Naphthalene	0.078U	ug/L	0.98	0.078	1	04/15/11 22:25	04/18/11 20:54	91-20-3	
Phenanthrene	0.20	I ug/L	0.98	0.049	1	04/15/11 22:25	04/18/11 20:54	85-01-8	
Pyrene	0.059U	ug/L	0.98	0.059	1	04/15/11 22:25	04/18/11 20:54	129-00-0	
2-Fluorobiphenyl (S)	64	%	43.9-113		1	04/15/11 22:25	04/18/11 20:54	321-60-8	
Terphenyl-d14 (S)	77	%	24.8-144		1	04/15/11 22:25	04/18/11 20:54	1718-51-0	
8260 MSV									
Analytical Method: EPA 8260									
Acrolein	10.0U	ug/L	20.0	10.0	1		04/15/11 19:29	107-02-8	
Acrylonitrile	5.0U	ug/L	10.0	5.0	1		04/15/11 19:29	107-13-1	
Benzene	0.50U	ug/L	1.0	0.50	1		04/15/11 19:29	71-43-2	
Bromodichloromethane	0.27U	ug/L	0.60	0.27	1		04/15/11 19:29	75-27-4	
Bromoform	0.50U	ug/L	1.0	0.50	1		04/15/11 19:29	75-25-2	
Bromomethane	0.50U	ug/L	1.0	0.50	1		04/15/11 19:29	74-83-9	

ANALYTICAL RESULTS

Project: 103-82514/LES
Pace Project No.: 3529138

Sample: SB-5-GW Lab ID: 3529138019 Collected: 04/13/11 11:26 Received: 04/14/11 08:00 Matrix: Water

Parameters	Results	Units	PQL	MDL	DF	Prepared	Analyzed	CAS No.	Qual
8260 MSV									
Analytical Method: EPA 8260									
Carbon tetrachloride	0.50U	ug/L	1.0	0.50	1		04/15/11 19:29	56-23-5	
Chlorobenzene	0.50U	ug/L	1.0	0.50	1		04/15/11 19:29	108-90-7	
Chloroethane	0.50U	ug/L	1.0	0.50	1		04/15/11 19:29	75-00-3	
2-Chloroethylvinyl ether	0.50U	ug/L	1.0	0.50	1		04/15/11 19:29	110-75-8	
Chloroform	0.50U	ug/L	1.0	0.50	1		04/15/11 19:29	67-66-3	
Chloromethane	0.62U	ug/L	1.0	0.62	1		04/15/11 19:29	74-87-3	
Dibromochloromethane	0.26U	ug/L	0.50	0.26	1		04/15/11 19:29	124-48-1	
1,1-Dichloroethane	0.50U	ug/L	1.0	0.50	1		04/15/11 19:29	75-34-3	
1,2-Dichloroethane	0.50U	ug/L	1.0	0.50	1		04/15/11 19:29	107-06-2	
1,1-Dichloroethene	0.50U	ug/L	1.0	0.50	1		04/15/11 19:29	75-35-4	
trans-1,2-Dichloroethene	0.50U	ug/L	1.0	0.50	1		04/15/11 19:29	156-60-5	
1,2-Dichloropropane	0.50U	ug/L	1.0	0.50	1		04/15/11 19:29	78-87-5	
cis-1,3-Dichloropropene	0.25U	ug/L	0.50	0.25	1		04/15/11 19:29	10061-01-5	
trans-1,3-Dichloropropene	0.25U	ug/L	0.50	0.25	1		04/15/11 19:29	10061-02-6	
Ethylbenzene	0.50U	ug/L	1.0	0.50	1		04/15/11 19:29	100-41-4	
Methylene Chloride	2.5U	ug/L	5.0	2.5	1		04/15/11 19:29	75-09-2	
Methyl-tert-butyl ether	74.3	ug/L	1.0	0.50	1		04/15/11 19:29	1634-04-4	
1,1,2,2-Tetrachloroethane	0.18U	ug/L	0.50	0.18	1		04/15/11 19:29	79-34-5	
Tetrachloroethene	0.50U	ug/L	1.0	0.50	1		04/15/11 19:29	127-18-4	
Toluene	0.50U	ug/L	1.0	0.50	1		04/15/11 19:29	108-88-3	
1,1,1-Trichloroethane	0.50U	ug/L	1.0	0.50	1		04/15/11 19:29	71-55-6	
1,1,2-Trichloroethane	0.50U	ug/L	1.0	0.50	1		04/15/11 19:29	79-00-5	
Trichloroethene	0.50U	ug/L	1.0	0.50	1		04/15/11 19:29	79-01-6	
Trichlorofluoromethane	0.50U	ug/L	1.0	0.50	1		04/15/11 19:29	75-69-4	
Vinyl chloride	0.50U	ug/L	1.0	0.50	1		04/15/11 19:29	75-01-4	
Xylene (Total)	6.8	ug/L	1.0	0.50	1		04/15/11 19:29	1330-20-7	
4-Bromofluorobenzene (S)	105	%	70-114		1		04/15/11 19:29	460-00-4	
Dibromofluoromethane (S)	93	%	88-117		1		04/15/11 19:29	1868-53-7	
1,2-Dichloroethane-d4 (S)	98	%	86-125		1		04/15/11 19:29	17060-07-0	
Toluene-d8 (S)	104	%	87-113		1		04/15/11 19:29	2037-26-5	

ANALYTICAL RESULTS

Project: 103-82514/LES
Pace Project No.: 3529138

Sample: SB-4-GW Lab ID: 3529138020 Collected: 04/13/11 12:01 Received: 04/14/11 08:00 Matrix: Water

Parameters	Results	Units	PQL	MDL	DF	Prepared	Analyzed	CAS No.	Qual
FL-PRO Water									
Analytical Method: FL-PRO Preparation Method: EPA 3510									
Petroleum Range Organics	0.68	mg/L	0.096	0.057	1	04/16/11 14:10	04/18/11 22:11		
C-39 (S)	99	%	42-193		1	04/16/11 14:10	04/18/11 22:11		
o-Terphenyl (S)	94	%	82-142		1	04/16/11 14:10	04/18/11 22:11	84-15-1	
6010 MET ICP									
Analytical Method: EPA 6010 Preparation Method: EPA 3010									
Arsenic	0.051	mg/L	0.010	0.0050	1	04/14/11 15:30	04/15/11 15:17	7440-38-2	
Barium	0.34	mg/L	0.010	0.0050	1	04/14/11 15:30	04/15/11 15:17	7440-39-3	
Cadmium	0.00050U	mg/L	0.0010	0.00050	1	04/14/11 15:30	04/15/11 15:17	7440-43-9	
Chromium	0.0025U	mg/L	0.0050	0.0025	1	04/14/11 15:30	04/15/11 15:17	7440-47-3	
Lead	0.0050U	mg/L	0.010	0.0050	1	04/14/11 15:30	04/15/11 15:17	7439-92-1	
Selenium	0.0075U	mg/L	0.015	0.0075	1	04/14/11 15:30	04/15/11 15:17	7782-49-2	
Silver	0.0025U	mg/L	0.0050	0.0025	1	04/14/11 15:30	04/15/11 15:17	7440-22-4	
7470 Mercury									
Analytical Method: EPA 7470 Preparation Method: EPA 7470									
Mercury	0.00010U	mg/L	0.00020	0.00010	1	04/15/11 08:00	04/18/11 17:28	7439-97-6	
8270 MSSV PAH by SCAN									
Analytical Method: EPA 8270 by SCAN Preparation Method: EPA 3510									
Acenaphthene	1.2	ug/L	0.96	0.029	1	04/15/11 22:25	04/18/11 21:14	83-32-9	
Acenaphthylene	0.22	ug/L	1.9	0.048	1	04/15/11 22:25	04/18/11 21:14	208-96-8	
Anthracene	0.10	ug/L	0.96	0.048	1	04/15/11 22:25	04/18/11 21:14	120-12-7	
Benzo(a)anthracene	0.058U	ug/L	0.19	0.058	1	04/15/11 22:25	04/18/11 21:14	56-55-3	
Benzo(a)pyrene	0.048U	ug/L	0.19	0.048	1	04/15/11 22:25	04/18/11 21:14	50-32-8	
Benzo(b)fluoranthene	0.048U	ug/L	0.096	0.048	1	04/15/11 22:25	04/18/11 21:14	205-99-2	
Benzo(g,h,i)perylene	0.058U	ug/L	0.96	0.058	1	04/15/11 22:25	04/18/11 21:14	191-24-2	
Benzo(k)fluoranthene	0.038U	ug/L	0.24	0.038	1	04/15/11 22:25	04/18/11 21:14	207-08-9	
Chrysene	0.058U	ug/L	0.96	0.058	1	04/15/11 22:25	04/18/11 21:14	218-01-9	
Dibenz(a,h)anthracene	0.048U	ug/L	0.19	0.048	1	04/15/11 22:25	04/18/11 21:14	53-70-3	
Fluoranthene	0.058U	ug/L	0.96	0.058	1	04/15/11 22:25	04/18/11 21:14	206-44-0	
Fluorene	2.1	ug/L	0.96	0.029	1	04/15/11 22:25	04/18/11 21:14	86-73-7	
Indeno(1,2,3-cd)pyrene	0.038U	ug/L	0.14	0.038	1	04/15/11 22:25	04/18/11 21:14	193-39-5	
1-Methylnaphthalene	0.086U	ug/L	1.4	0.086	1	04/15/11 22:25	04/18/11 21:14	90-12-0	
2-Methylnaphthalene	0.14	ug/L	1.4	0.058	1	04/15/11 22:25	04/18/11 21:14	91-57-6	
Naphthalene	0.077U	ug/L	0.96	0.077	1	04/15/11 22:25	04/18/11 21:14	91-20-3	
Phenanthrene	1.3	ug/L	0.96	0.048	1	04/15/11 22:25	04/18/11 21:14	85-01-8	
Pyrene	0.058U	ug/L	0.96	0.058	1	04/15/11 22:25	04/18/11 21:14	129-00-0	
2-Fluorobiphenyl (S)	49	%	43.9-113		1	04/15/11 22:25	04/18/11 21:14	321-60-8	
Terphenyl-d14 (S)	47	%	24.8-144		1	04/15/11 22:25	04/18/11 21:14	1718-51-0	
8260 MSV									
Analytical Method: EPA 8260									
Acrolein	10.0U	ug/L	20.0	10.0	1		04/15/11 18:40	107-02-8	
Acrylonitrile	5.0U	ug/L	10.0	5.0	1		04/15/11 18:40	107-13-1	
Benzene	0.50U	ug/L	1.0	0.50	1		04/15/11 18:40	71-43-2	
Bromodichloromethane	0.27U	ug/L	0.60	0.27	1		04/15/11 18:40	75-27-4	
Bromoform	0.50U	ug/L	1.0	0.50	1		04/15/11 18:40	75-25-2	
Bromomethane	0.50U	ug/L	1.0	0.50	1		04/15/11 18:40	74-83-9	

ANALYTICAL RESULTS

Project: 103-82514/LES
Pace Project No.: 3529138

Sample: **SB-4-GW** Lab ID: **3529138020** Collected: 04/13/11 12:01 Received: 04/14/11 08:00 Matrix: Water

Parameters	Results	Units	PQL	MDL	DF	Prepared	Analyzed	CAS No.	Qual
8260 MSV		Analytical Method: EPA 8260							
Carbon tetrachloride	0.50U	ug/L	1.0	0.50	1		04/15/11 18:40	56-23-5	
Chlorobenzene	0.50U	ug/L	1.0	0.50	1		04/15/11 18:40	108-90-7	
Chloroethane	0.50U	ug/L	1.0	0.50	1		04/15/11 18:40	75-00-3	
2-Chloroethylvinyl ether	0.50U	ug/L	1.0	0.50	1		04/15/11 18:40	110-75-8	
Chloroform	0.50U	ug/L	1.0	0.50	1		04/15/11 18:40	67-66-3	
Chloromethane	0.62U	ug/L	1.0	0.62	1		04/15/11 18:40	74-87-3	
Dibromochloromethane	0.26U	ug/L	0.50	0.26	1		04/15/11 18:40	124-48-1	
1,1-Dichloroethane	0.50U	ug/L	1.0	0.50	1		04/15/11 18:40	75-34-3	
1,2-Dichloroethane	0.50U	ug/L	1.0	0.50	1		04/15/11 18:40	107-06-2	
1,1-Dichloroethene	0.50U	ug/L	1.0	0.50	1		04/15/11 18:40	75-35-4	
trans-1,2-Dichloroethene	0.50U	ug/L	1.0	0.50	1		04/15/11 18:40	156-60-5	
1,2-Dichloropropane	0.50U	ug/L	1.0	0.50	1		04/15/11 18:40	78-87-5	
cis-1,3-Dichloropropene	0.25U	ug/L	0.50	0.25	1		04/15/11 18:40	10061-01-5	
trans-1,3-Dichloropropene	0.25U	ug/L	0.50	0.25	1		04/15/11 18:40	10061-02-6	
Ethylbenzene	0.50U	ug/L	1.0	0.50	1		04/15/11 18:40	100-41-4	
Methylene Chloride	2.5U	ug/L	5.0	2.5	1		04/15/11 18:40	75-09-2	
Methyl-tert-butyl ether	19.9	ug/L	1.0	0.50	1		04/15/11 18:40	1634-04-4	
1,1,2,2-Tetrachloroethane	0.18U	ug/L	0.50	0.18	1		04/15/11 18:40	79-34-5	
Tetrachloroethene	0.50U	ug/L	1.0	0.50	1		04/15/11 18:40	127-18-4	
Toluene	0.50U	ug/L	1.0	0.50	1		04/15/11 18:40	108-88-3	
1,1,1-Trichloroethane	0.50U	ug/L	1.0	0.50	1		04/15/11 18:40	71-55-6	
1,1,2-Trichloroethane	0.50U	ug/L	1.0	0.50	1		04/15/11 18:40	79-00-5	
Trichloroethene	0.50U	ug/L	1.0	0.50	1		04/15/11 18:40	79-01-6	
Trichlorofluoromethane	0.50U	ug/L	1.0	0.50	1		04/15/11 18:40	75-69-4	
Vinyl chloride	0.50U	ug/L	1.0	0.50	1		04/15/11 18:40	75-01-4	
Xylene (Total)	0.50U	ug/L	1.0	0.50	1		04/15/11 18:40	1330-20-7	
4-Bromofluorobenzene (S)	109 %		70-114		1		04/15/11 18:40	460-00-4	
Dibromofluoromethane (S)	96 %		88-117		1		04/15/11 18:40	1868-53-7	
1,2-Dichloroethane-d4 (S)	93 %		86-125		1		04/15/11 18:40	17060-07-0	
Toluene-d8 (S)	104 %		87-113		1		04/15/11 18:40	2037-26-5	

ANALYTICAL RESULTS

Project: 103-82514/LES
Pace Project No.: 3529138

Sample: DUP-1-GW Lab ID: 3529138021 Collected: 04/13/11 12:01 Received: 04/14/11 08:00 Matrix: Water

Parameters	Results	Units	PQL	MDL	DF	Prepared	Analyzed	CAS No.	Qual
FL-PRO Water									
Analytical Method: FL-PRO Preparation Method: EPA 3510									
Petroleum Range Organics	0.62	mg/L	0.095	0.056	1	04/16/11 14:10	04/18/11 22:43		
C-39 (S)	97	%	42-193		1	04/16/11 14:10	04/18/11 22:43		
o-Terphenyl (S)	95	%	82-142		1	04/16/11 14:10	04/18/11 22:43	84-15-1	
6010 MET ICP									
Analytical Method: EPA 6010 Preparation Method: EPA 3010									
Arsenic	0.052	mg/L	0.010	0.0050	1	04/14/11 15:30	04/15/11 15:20	7440-38-2	
Barium	0.34	mg/L	0.010	0.0050	1	04/14/11 15:30	04/15/11 15:20	7440-39-3	
Cadmium	0.00050U	mg/L	0.0010	0.00050	1	04/14/11 15:30	04/15/11 15:20	7440-43-9	
Chromium	0.0025U	mg/L	0.0050	0.0025	1	04/14/11 15:30	04/15/11 15:20	7440-47-3	
Lead	0.0050U	mg/L	0.010	0.0050	1	04/14/11 15:30	04/15/11 15:20	7439-92-1	
Selenium	0.0075U	mg/L	0.015	0.0075	1	04/14/11 15:30	04/15/11 15:20	7782-49-2	
Silver	0.0025U	mg/L	0.0050	0.0025	1	04/14/11 15:30	04/15/11 15:20	7440-22-4	
7470 Mercury									
Analytical Method: EPA 7470 Preparation Method: EPA 7470									
Mercury	0.00010U	mg/L	0.00020	0.00010	1	04/15/11 08:00	04/18/11 17:37	7439-97-6	
8270 MSSV PAH by SCAN									
Analytical Method: EPA 8270 by SCAN Preparation Method: EPA 3510									
Acenaphthene	1.5	ug/L	0.96	0.029	1	04/15/11 22:25	04/18/11 21:34	83-32-9	
Acenaphthylene	0.28	ug/L	1.9	0.048	1	04/15/11 22:25	04/18/11 21:34	208-96-8	
Anthracene	0.14	ug/L	0.96	0.048	1	04/15/11 22:25	04/18/11 21:34	120-12-7	
Benzo(a)anthracene	0.057U	ug/L	0.19	0.057	1	04/15/11 22:25	04/18/11 21:34	56-55-3	
Benzo(a)pyrene	0.048U	ug/L	0.19	0.048	1	04/15/11 22:25	04/18/11 21:34	50-32-8	
Benzo(b)fluoranthene	0.048U	ug/L	0.096	0.048	1	04/15/11 22:25	04/18/11 21:34	205-99-2	
Benzo(g,h,i)perylene	0.057U	ug/L	0.96	0.057	1	04/15/11 22:25	04/18/11 21:34	191-24-2	
Benzo(k)fluoranthene	0.038U	ug/L	0.24	0.038	1	04/15/11 22:25	04/18/11 21:34	207-08-9	
Chrysene	0.057U	ug/L	0.96	0.057	1	04/15/11 22:25	04/18/11 21:34	218-01-9	
Dibenz(a,h)anthracene	0.048U	ug/L	0.19	0.048	1	04/15/11 22:25	04/18/11 21:34	53-70-3	
Fluoranthene	0.057U	ug/L	0.96	0.057	1	04/15/11 22:25	04/18/11 21:34	206-44-0	
Fluorene	2.7	ug/L	0.96	0.029	1	04/15/11 22:25	04/18/11 21:34	86-73-7	
Indeno(1,2,3-cd)pyrene	0.038U	ug/L	0.14	0.038	1	04/15/11 22:25	04/18/11 21:34	193-39-5	
1-Methylnaphthalene	0.086U	ug/L	1.4	0.086	1	04/15/11 22:25	04/18/11 21:34	90-12-0	
2-Methylnaphthalene	0.057U	ug/L	1.4	0.057	1	04/15/11 22:25	04/18/11 21:34	91-57-6	
Naphthalene	0.094	ug/L	0.96	0.077	1	04/15/11 22:25	04/18/11 21:34	91-20-3	
Phenanthrene	1.7	ug/L	0.96	0.048	1	04/15/11 22:25	04/18/11 21:34	85-01-8	
Pyrene	0.057U	ug/L	0.96	0.057	1	04/15/11 22:25	04/18/11 21:34	129-00-0	
2-Fluorobiphenyl (S)	63	%	43.9-113		1	04/15/11 22:25	04/18/11 21:34	321-60-8	
Terphenyl-d14 (S)	73	%	24.8-144		1	04/15/11 22:25	04/18/11 21:34	1718-51-0	
8260 MSV									
Analytical Method: EPA 8260									
Acrolein	10.0U	ug/L	20.0	10.0	1		04/15/11 19:54	107-02-8	
Acrylonitrile	5.0U	ug/L	10.0	5.0	1		04/15/11 19:54	107-13-1	
Benzene	0.50U	ug/L	1.0	0.50	1		04/15/11 19:54	71-43-2	
Bromodichloromethane	0.27U	ug/L	0.60	0.27	1		04/15/11 19:54	75-27-4	
Bromoform	0.50U	ug/L	1.0	0.50	1		04/15/11 19:54	75-25-2	
Bromomethane	0.50U	ug/L	1.0	0.50	1		04/15/11 19:54	74-83-9	

ANALYTICAL RESULTS

Project: 103-82514/LES
Pace Project No.: 3529138

Sample: DUP-1-GW Lab ID: 3529138021 Collected: 04/13/11 12:01 Received: 04/14/11 08:00 Matrix: Water

Parameters	Results	Units	PQL	MDL	DF	Prepared	Analyzed	CAS No.	Qual
8260 MSV		Analytical Method: EPA 8260							
Carbon tetrachloride	0.50U	ug/L	1.0	0.50	1		04/15/11 19:54	56-23-5	
Chlorobenzene	0.50U	ug/L	1.0	0.50	1		04/15/11 19:54	108-90-7	
Chloroethane	0.50U	ug/L	1.0	0.50	1		04/15/11 19:54	75-00-3	
2-Chloroethylvinyl ether	0.50U	ug/L	1.0	0.50	1		04/15/11 19:54	110-75-8	
Chloroform	0.50U	ug/L	1.0	0.50	1		04/15/11 19:54	67-66-3	
Chloromethane	0.62U	ug/L	1.0	0.62	1		04/15/11 19:54	74-87-3	
Dibromochloromethane	0.26U	ug/L	0.50	0.26	1		04/15/11 19:54	124-48-1	
1,1-Dichloroethane	0.50U	ug/L	1.0	0.50	1		04/15/11 19:54	75-34-3	
1,2-Dichloroethane	0.50U	ug/L	1.0	0.50	1		04/15/11 19:54	107-06-2	
1,1-Dichloroethene	0.50U	ug/L	1.0	0.50	1		04/15/11 19:54	75-35-4	
trans-1,2-Dichloroethene	0.50U	ug/L	1.0	0.50	1		04/15/11 19:54	156-60-5	
1,2-Dichloropropane	0.50U	ug/L	1.0	0.50	1		04/15/11 19:54	78-87-5	
cis-1,3-Dichloropropene	0.25U	ug/L	0.50	0.25	1		04/15/11 19:54	10061-01-5	
trans-1,3-Dichloropropene	0.25U	ug/L	0.50	0.25	1		04/15/11 19:54	10061-02-6	
Ethylbenzene	0.50U	ug/L	1.0	0.50	1		04/15/11 19:54	100-41-4	
Methylene Chloride	2.5U	ug/L	5.0	2.5	1		04/15/11 19:54	75-09-2	
Methyl-tert-butyl ether	19.0	ug/L	1.0	0.50	1		04/15/11 19:54	1634-04-4	
1,1,2,2-Tetrachloroethane	0.18U	ug/L	0.50	0.18	1		04/15/11 19:54	79-34-5	
Tetrachloroethene	0.50U	ug/L	1.0	0.50	1		04/15/11 19:54	127-18-4	
Toluene	0.50U	ug/L	1.0	0.50	1		04/15/11 19:54	108-88-3	
1,1,1-Trichloroethane	0.50U	ug/L	1.0	0.50	1		04/15/11 19:54	71-55-6	
1,1,2-Trichloroethane	0.50U	ug/L	1.0	0.50	1		04/15/11 19:54	79-00-5	
Trichloroethene	0.50U	ug/L	1.0	0.50	1		04/15/11 19:54	79-01-6	
Trichlorofluoromethane	0.50U	ug/L	1.0	0.50	1		04/15/11 19:54	75-69-4	
Vinyl chloride	0.50U	ug/L	1.0	0.50	1		04/15/11 19:54	75-01-4	
Xylene (Total)	0.50U	ug/L	1.0	0.50	1		04/15/11 19:54	1330-20-7	
4-Bromofluorobenzene (S)	104 %		70-114		1		04/15/11 19:54	460-00-4	
Dibromofluoromethane (S)	94 %		88-117		1		04/15/11 19:54	1868-53-7	
1,2-Dichloroethane-d4 (S)	97 %		86-125		1		04/15/11 19:54	17060-07-0	
Toluene-d8 (S)	107 %		87-113		1		04/15/11 19:54	2037-26-5	

ANALYTICAL RESULTS

Project: 103-82514/LES
Pace Project No.: 3529138

Sample: MW-2 **Lab ID: 3529138022** Collected: 04/13/11 13:57 Received: 04/14/11 08:00 Matrix: Water

Parameters	Results	Units	PQL	MDL	DF	Prepared	Analyzed	CAS No.	Qual
FL-PRO Water									
Analytical Method: FL-PRO Preparation Method: EPA 3510									
Petroleum Range Organics	0.056U	mg/L	0.095	0.056	1	04/16/11 14:10	04/18/11 23:14		
C-39 (S)	90	%	42-193		1	04/16/11 14:10	04/18/11 23:14		
o-Terphenyl (S)	77	%	82-142		1	04/16/11 14:10	04/18/11 23:14	84-15-1	J(S0)
6010 MET ICP									
Analytical Method: EPA 6010 Preparation Method: EPA 3010									
Arsenic	0.013	mg/L	0.010	0.0050	1	04/14/11 15:30	04/15/11 15:24	7440-38-2	
Barium	0.043	mg/L	0.010	0.0050	1	04/14/11 15:30	04/15/11 15:24	7440-39-3	
Cadmium	0.00050U	mg/L	0.0010	0.00050	1	04/14/11 15:30	04/15/11 15:24	7440-43-9	
Chromium	0.0025U	mg/L	0.0050	0.0025	1	04/14/11 15:30	04/15/11 15:24	7440-47-3	
Lead	0.0050U	mg/L	0.010	0.0050	1	04/14/11 15:30	04/15/11 15:24	7439-92-1	
Selenium	0.0075U	mg/L	0.015	0.0075	1	04/14/11 15:30	04/15/11 15:24	7782-49-2	
Silver	0.0025U	mg/L	0.0050	0.0025	1	04/14/11 15:30	04/15/11 15:24	7440-22-4	
7470 Mercury									
Analytical Method: EPA 7470 Preparation Method: EPA 7470									
Mercury	0.00010U	mg/L	0.00020	0.00010	1	04/15/11 08:00	04/18/11 17:40	7439-97-6	
8270 MSSV PAH by SCAN									
Analytical Method: EPA 8270 by SCAN Preparation Method: EPA 3510									
Acenaphthene	0.029U	ug/L	0.95	0.029	1	04/15/11 22:25	04/18/11 21:54	83-32-9	
Acenaphthylene	0.048U	ug/L	1.9	0.048	1	04/15/11 22:25	04/18/11 21:54	208-96-8	
Anthracene	0.048U	ug/L	0.95	0.048	1	04/15/11 22:25	04/18/11 21:54	120-12-7	
Benzo(a)anthracene	0.057U	ug/L	0.19	0.057	1	04/15/11 22:25	04/18/11 21:54	56-55-3	
Benzo(a)pyrene	0.048U	ug/L	0.19	0.048	1	04/15/11 22:25	04/18/11 21:54	50-32-8	
Benzo(b)fluoranthene	0.048U	ug/L	0.095	0.048	1	04/15/11 22:25	04/18/11 21:54	205-99-2	
Benzo(g,h,i)perylene	0.057U	ug/L	0.95	0.057	1	04/15/11 22:25	04/18/11 21:54	191-24-2	
Benzo(k)fluoranthene	0.038U	ug/L	0.24	0.038	1	04/15/11 22:25	04/18/11 21:54	207-08-9	
Chrysene	0.057U	ug/L	0.95	0.057	1	04/15/11 22:25	04/18/11 21:54	218-01-9	
Dibenz(a,h)anthracene	0.048U	ug/L	0.19	0.048	1	04/15/11 22:25	04/18/11 21:54	53-70-3	
Fluoranthene	0.057U	ug/L	0.95	0.057	1	04/15/11 22:25	04/18/11 21:54	206-44-0	
Fluorene	0.029U	ug/L	0.95	0.029	1	04/15/11 22:25	04/18/11 21:54	86-73-7	
Indeno(1,2,3-cd)pyrene	0.038U	ug/L	0.14	0.038	1	04/15/11 22:25	04/18/11 21:54	193-39-5	
1-Methylnaphthalene	0.086U	ug/L	1.4	0.086	1	04/15/11 22:25	04/18/11 21:54	90-12-0	
2-Methylnaphthalene	0.057U	ug/L	1.4	0.057	1	04/15/11 22:25	04/18/11 21:54	91-57-6	
Naphthalene	0.076U	ug/L	0.95	0.076	1	04/15/11 22:25	04/18/11 21:54	91-20-3	
Phenanthrene	0.048U	ug/L	0.95	0.048	1	04/15/11 22:25	04/18/11 21:54	85-01-8	
Pyrene	0.057U	ug/L	0.95	0.057	1	04/15/11 22:25	04/18/11 21:54	129-00-0	
2-Fluorobiphenyl (S)	51	%	43.9-113		1	04/15/11 22:25	04/18/11 21:54	321-60-8	
Terphenyl-d14 (S)	59	%	24.8-144		1	04/15/11 22:25	04/18/11 21:54	1718-51-0	
8260 MSV									
Analytical Method: EPA 8260									
Acrolein	10.0U	ug/L	20.0	10.0	1		04/15/11 20:19	107-02-8	
Acrylonitrile	5.0U	ug/L	10.0	5.0	1		04/15/11 20:19	107-13-1	
Benzene	0.50U	ug/L	1.0	0.50	1		04/15/11 20:19	71-43-2	
Bromodichloromethane	0.27U	ug/L	0.60	0.27	1		04/15/11 20:19	75-27-4	
Bromoform	0.50U	ug/L	1.0	0.50	1		04/15/11 20:19	75-25-2	
Bromomethane	0.50U	ug/L	1.0	0.50	1		04/15/11 20:19	74-83-9	

Date: 04/21/2011 04:20 PM

REPORT OF LABORATORY ANALYSIS

Page 62 of 95

This report shall not be reproduced, except in full,
without the written consent of Pace Analytical Services, Inc..



ANALYTICAL RESULTS

Project: 103-82514/LES
Pace Project No.: 3529138

Sample: MW-2 Lab ID: 3529138022 Collected: 04/13/11 13:57 Received: 04/14/11 08:00 Matrix: Water

Parameters	Results	Units	PQL	MDL	DF	Prepared	Analyzed	CAS No.	Qual
8260 MSV									
Analytical Method: EPA 8260									
Carbon tetrachloride	0.50U	ug/L	1.0	0.50	1		04/15/11 20:19	56-23-5	
Chlorobenzene	0.50U	ug/L	1.0	0.50	1		04/15/11 20:19	108-90-7	
Chloroethane	0.50U	ug/L	1.0	0.50	1		04/15/11 20:19	75-00-3	
2-Chloroethylvinyl ether	0.50U	ug/L	1.0	0.50	1		04/15/11 20:19	110-75-8	
Chloroform	0.50U	ug/L	1.0	0.50	1		04/15/11 20:19	67-66-3	
Chloromethane	0.62U	ug/L	1.0	0.62	1		04/15/11 20:19	74-87-3	
Dibromochloromethane	0.26U	ug/L	0.50	0.26	1		04/15/11 20:19	124-48-1	
1,1-Dichloroethane	0.50U	ug/L	1.0	0.50	1		04/15/11 20:19	75-34-3	
1,2-Dichloroethane	0.50U	ug/L	1.0	0.50	1		04/15/11 20:19	107-06-2	
1,1-Dichloroethene	0.50U	ug/L	1.0	0.50	1		04/15/11 20:19	75-35-4	
trans-1,2-Dichloroethene	0.50U	ug/L	1.0	0.50	1		04/15/11 20:19	156-60-5	
1,2-Dichloropropane	0.50U	ug/L	1.0	0.50	1		04/15/11 20:19	78-87-5	
cis-1,3-Dichloropropene	0.25U	ug/L	0.50	0.25	1		04/15/11 20:19	10061-01-5	
trans-1,3-Dichloropropene	0.25U	ug/L	0.50	0.25	1		04/15/11 20:19	10061-02-6	
Ethylbenzene	0.50U	ug/L	1.0	0.50	1		04/15/11 20:19	100-41-4	
Methylene Chloride	2.5U	ug/L	5.0	2.5	1		04/15/11 20:19	75-09-2	
Methyl-tert-butyl ether	2.4	ug/L	1.0	0.50	1		04/15/11 20:19	1634-04-4	
1,1,2,2-Tetrachloroethane	0.18U	ug/L	0.50	0.18	1		04/15/11 20:19	79-34-5	
Tetrachloroethene	0.50U	ug/L	1.0	0.50	1		04/15/11 20:19	127-18-4	
Toluene	0.50U	ug/L	1.0	0.50	1		04/15/11 20:19	108-88-3	
1,1,1-Trichloroethane	0.50U	ug/L	1.0	0.50	1		04/15/11 20:19	71-55-6	
1,1,2-Trichloroethane	0.50U	ug/L	1.0	0.50	1		04/15/11 20:19	79-00-5	
Trichloroethene	0.50U	ug/L	1.0	0.50	1		04/15/11 20:19	79-01-6	
Trichlorofluoromethane	0.50U	ug/L	1.0	0.50	1		04/15/11 20:19	75-69-4	
Vinyl chloride	0.50U	ug/L	1.0	0.50	1		04/15/11 20:19	75-01-4	
Xylene (Total)	0.50U	ug/L	1.0	0.50	1		04/15/11 20:19	1330-20-7	
4-Bromofluorobenzene (S)	107 %		70-114		1		04/15/11 20:19	460-00-4	
Dibromofluoromethane (S)	96 %		88-117		1		04/15/11 20:19	1868-53-7	
1,2-Dichloroethane-d4 (S)	97 %		86-125		1		04/15/11 20:19	17060-07-0	
Toluene-d8 (S)	103 %		87-113		1		04/15/11 20:19	2037-26-5	

ANALYTICAL RESULTS

Project: 103-82514/LES
Pace Project No.: 3529138

Sample: MW-1 Lab ID: 3529138023 Collected: 04/13/11 14:39 Received: 04/14/11 08:00 Matrix: Water

Parameters	Results	Units	PQL	MDL	DF	Prepared	Analyzed	CAS No.	Qual
FL-PRO Water									
Analytical Method: FL-PRO Preparation Method: EPA 3510									
Petroleum Range Organics	0.056U	mg/L	0.095	0.056	1	04/16/11 14:10	04/18/11 23:46		
C-39 (S)	102 %		42-193		1	04/16/11 14:10	04/18/11 23:46		
o-Terphenyl (S)	95 %		82-142		1	04/16/11 14:10	04/18/11 23:46	84-15-1	
6010 MET ICP									
Analytical Method: EPA 6010 Preparation Method: EPA 3010									
Arsenic	0.0053 I	mg/L	0.010	0.0050	1	04/14/11 15:30	04/15/11 15:31	7440-38-2	
Barium	0.14	mg/L	0.010	0.0050	1	04/14/11 15:30	04/15/11 15:31	7440-39-3	
Cadmium	0.00050U	mg/L	0.0010	0.00050	1	04/14/11 15:30	04/15/11 15:31	7440-43-9	
Chromium	0.0025U	mg/L	0.0050	0.0025	1	04/14/11 15:30	04/15/11 15:31	7440-47-3	
Lead	0.0050U	mg/L	0.010	0.0050	1	04/14/11 15:30	04/15/11 15:31	7439-92-1	
Selenium	0.0075U	mg/L	0.015	0.0075	1	04/14/11 15:30	04/15/11 15:31	7782-49-2	
Silver	0.0025U	mg/L	0.0050	0.0025	1	04/14/11 15:30	04/15/11 15:31	7440-22-4	
7470 Mercury									
Analytical Method: EPA 7470 Preparation Method: EPA 7470									
Mercury	0.00010U	mg/L	0.00020	0.00010	1	04/15/11 08:00	04/18/11 17:48	7439-97-6	
8270 MSSV PAH by SCAN									
Analytical Method: EPA 8270 by SCAN Preparation Method: EPA 3510									
Acenaphthene	0.029U	ug/L	0.98	0.029	1	04/15/11 22:25	04/18/11 22:14	83-32-9	
Acenaphthylene	0.049U	ug/L	2.0	0.049	1	04/15/11 22:25	04/18/11 22:14	208-96-8	
Anthracene	0.049U	ug/L	0.98	0.049	1	04/15/11 22:25	04/18/11 22:14	120-12-7	
Benzo(a)anthracene	0.059U	ug/L	0.20	0.059	1	04/15/11 22:25	04/18/11 22:14	56-55-3	
Benzo(a)pyrene	0.049U	ug/L	0.20	0.049	1	04/15/11 22:25	04/18/11 22:14	50-32-8	
Benzo(b)fluoranthene	0.049U	ug/L	0.098	0.049	1	04/15/11 22:25	04/18/11 22:14	205-99-2	
Benzo(g,h,i)perylene	0.059U	ug/L	0.98	0.059	1	04/15/11 22:25	04/18/11 22:14	191-24-2	
Benzo(k)fluoranthene	0.039U	ug/L	0.24	0.039	1	04/15/11 22:25	04/18/11 22:14	207-08-9	
Chrysene	0.059U	ug/L	0.98	0.059	1	04/15/11 22:25	04/18/11 22:14	218-01-9	
Dibenz(a,h)anthracene	0.049U	ug/L	0.20	0.049	1	04/15/11 22:25	04/18/11 22:14	53-70-3	
Fluoranthene	0.059U	ug/L	0.98	0.059	1	04/15/11 22:25	04/18/11 22:14	206-44-0	
Fluorene	0.029U	ug/L	0.98	0.029	1	04/15/11 22:25	04/18/11 22:14	86-73-7	
Indeno(1,2,3-cd)pyrene	0.039U	ug/L	0.15	0.039	1	04/15/11 22:25	04/18/11 22:14	193-39-5	
1-Methylnaphthalene	0.088U	ug/L	1.5	0.088	1	04/15/11 22:25	04/18/11 22:14	90-12-0	
2-Methylnaphthalene	0.059U	ug/L	1.5	0.059	1	04/15/11 22:25	04/18/11 22:14	91-57-6	
Naphthalene	0.078U	ug/L	0.98	0.078	1	04/15/11 22:25	04/18/11 22:14	91-20-3	
Phenanthrene	0.049U	ug/L	0.98	0.049	1	04/15/11 22:25	04/18/11 22:14	85-01-8	
Pyrene	0.059U	ug/L	0.98	0.059	1	04/15/11 22:25	04/18/11 22:14	129-00-0	
2-Fluorobiphenyl (S)	61 %		43.9-113		1	04/15/11 22:25	04/18/11 22:14	321-60-8	
Terphenyl-d14 (S)	64 %		24.8-144		1	04/15/11 22:25	04/18/11 22:14	1718-51-0	
8260 MSV									
Analytical Method: EPA 8260									
Acrolein	10.0U	ug/L	20.0	10.0	1		04/15/11 18:15	107-02-8	
Acrylonitrile	5.0U	ug/L	10.0	5.0	1		04/15/11 18:15	107-13-1	
Benzene	0.50U	ug/L	1.0	0.50	1		04/15/11 18:15	71-43-2	
Bromodichloromethane	0.27U	ug/L	0.60	0.27	1		04/15/11 18:15	75-27-4	
Bromoform	0.50U	ug/L	1.0	0.50	1		04/15/11 18:15	75-25-2	
Bromomethane	0.50U	ug/L	1.0	0.50	1		04/15/11 18:15	74-83-9	

ANALYTICAL RESULTS

Project: 103-82514/LES
Pace Project No.: 3529138

Sample: MW-1 Lab ID: 3529138023 Collected: 04/13/11 14:39 Received: 04/14/11 08:00 Matrix: Water

Parameters	Results	Units	PQL	MDL	DF	Prepared	Analyzed	CAS No.	Qual
8260 MSV		Analytical Method: EPA 8260							
Carbon tetrachloride	0.50U	ug/L	1.0	0.50	1		04/15/11 18:15	56-23-5	
Chlorobenzene	0.50U	ug/L	1.0	0.50	1		04/15/11 18:15	108-90-7	
Chloroethane	0.50U	ug/L	1.0	0.50	1		04/15/11 18:15	75-00-3	
2-Chloroethylvinyl ether	0.50U	ug/L	1.0	0.50	1		04/15/11 18:15	110-75-8	
Chloroform	0.50U	ug/L	1.0	0.50	1		04/15/11 18:15	67-66-3	
Chloromethane	0.62U	ug/L	1.0	0.62	1		04/15/11 18:15	74-87-3	
Dibromochloromethane	0.26U	ug/L	0.50	0.26	1		04/15/11 18:15	124-48-1	
1,1-Dichloroethane	0.50U	ug/L	1.0	0.50	1		04/15/11 18:15	75-34-3	
1,2-Dichloroethane	0.50U	ug/L	1.0	0.50	1		04/15/11 18:15	107-06-2	
1,1-Dichloroethene	0.50U	ug/L	1.0	0.50	1		04/15/11 18:15	75-35-4	
trans-1,2-Dichloroethene	0.50U	ug/L	1.0	0.50	1		04/15/11 18:15	156-60-5	
1,2-Dichloropropane	0.50U	ug/L	1.0	0.50	1		04/15/11 18:15	78-87-5	
cis-1,3-Dichloropropene	0.25U	ug/L	0.50	0.25	1		04/15/11 18:15	10061-01-5	
trans-1,3-Dichloropropene	0.25U	ug/L	0.50	0.25	1		04/15/11 18:15	10061-02-6	
Ethylbenzene	0.50U	ug/L	1.0	0.50	1		04/15/11 18:15	100-41-4	
Methylene Chloride	2.5U	ug/L	5.0	2.5	1		04/15/11 18:15	75-09-2	
Methyl-tert-butyl ether	2.0	ug/L	1.0	0.50	1		04/15/11 18:15	1634-04-4	
1,1,2,2-Tetrachloroethane	0.18U	ug/L	0.50	0.18	1		04/15/11 18:15	79-34-5	
Tetrachloroethene	0.50U	ug/L	1.0	0.50	1		04/15/11 18:15	127-18-4	
Toluene	0.50U	ug/L	1.0	0.50	1		04/15/11 18:15	108-88-3	
1,1,1-Trichloroethane	0.50U	ug/L	1.0	0.50	1		04/15/11 18:15	71-55-6	
1,1,2-Trichloroethane	0.50U	ug/L	1.0	0.50	1		04/15/11 18:15	79-00-5	
Trichloroethene	0.50U	ug/L	1.0	0.50	1		04/15/11 18:15	79-01-6	
Trichlorofluoromethane	0.50U	ug/L	1.0	0.50	1		04/15/11 18:15	75-69-4	
Vinyl chloride	0.50U	ug/L	1.0	0.50	1		04/15/11 18:15	75-01-4	
Xylene (Total)	0.50U	ug/L	1.0	0.50	1		04/15/11 18:15	1330-20-7	
4-Bromofluorobenzene (S)	100 %		70-114		1		04/15/11 18:15	460-00-4	
Dibromofluoromethane (S)	97 %		88-117		1		04/15/11 18:15	1868-53-7	
1,2-Dichloroethane-d4 (S)	95 %		86-125		1		04/15/11 18:15	17060-07-0	
Toluene-d8 (S)	106 %		87-113		1		04/15/11 18:15	2037-26-5	

ANALYTICAL RESULTS

Project: 103-82514/LES
Pace Project No.: 3529138

Sample: **EB** Lab ID: **3529138024** Collected: 04/13/11 15:00 Received: 04/14/11 08:00 Matrix: Water

Parameters	Results	Units	PQL	MDL	DF	Prepared	Analyzed	CAS No.	Qual
FL-PRO Water Analytical Method: FL-PRO Preparation Method: EPA 3510									
Petroleum Range Organics	0.056U	mg/L	0.095	0.056	1	04/16/11 14:10	04/19/11 00:18		
C-39 (S)	91 %		42-193		1	04/16/11 14:10	04/19/11 00:18		
o-Terphenyl (S)	90 %		82-142		1	04/16/11 14:10	04/19/11 00:18	84-15-1	
6010 MET ICP Analytical Method: EPA 6010 Preparation Method: EPA 3010									
Arsenic	0.0050U	mg/L	0.010	0.0050	1	04/14/11 15:30	04/15/11 15:41	7440-38-2	
Barium	0.0050U	mg/L	0.010	0.0050	1	04/14/11 15:30	04/15/11 15:41	7440-39-3	
Cadmium	0.00050U	mg/L	0.0010	0.00050	1	04/14/11 15:30	04/15/11 15:41	7440-43-9	
Chromium	0.0025U	mg/L	0.0050	0.0025	1	04/14/11 15:30	04/15/11 15:41	7440-47-3	
Lead	0.0050U	mg/L	0.010	0.0050	1	04/14/11 15:30	04/15/11 15:41	7439-92-1	
Selenium	0.0075U	mg/L	0.015	0.0075	1	04/14/11 15:30	04/15/11 15:41	7782-49-2	
Silver	0.0025U	mg/L	0.0050	0.0025	1	04/14/11 15:30	04/15/11 15:41	7440-22-4	
7470 Mercury Analytical Method: EPA 7470 Preparation Method: EPA 7470									
Mercury	0.00010U	mg/L	0.00020	0.00010	1	04/15/11 08:00	04/18/11 17:51	7439-97-6	
8270 MSSV PAH by SCAN Analytical Method: EPA 8270 by SCAN Preparation Method: EPA 3510									
Acenaphthene	0.028U	ug/L	0.95	0.028	1	04/15/11 22:25	04/18/11 22:34	83-32-9	
Acenaphthylene	0.047U	ug/L	1.9	0.047	1	04/15/11 22:25	04/18/11 22:34	208-96-8	
Anthracene	0.047U	ug/L	0.95	0.047	1	04/15/11 22:25	04/18/11 22:34	120-12-7	
Benzo(a)anthracene	0.057U	ug/L	0.19	0.057	1	04/15/11 22:25	04/18/11 22:34	56-55-3	
Benzo(a)pyrene	0.047U	ug/L	0.19	0.047	1	04/15/11 22:25	04/18/11 22:34	50-32-8	
Benzo(b)fluoranthene	0.047U	ug/L	0.095	0.047	1	04/15/11 22:25	04/18/11 22:34	205-99-2	
Benzo(g,h,i)perylene	0.057U	ug/L	0.95	0.057	1	04/15/11 22:25	04/18/11 22:34	191-24-2	
Benzo(k)fluoranthene	0.038U	ug/L	0.24	0.038	1	04/15/11 22:25	04/18/11 22:34	207-08-9	
Chrysene	0.057U	ug/L	0.95	0.057	1	04/15/11 22:25	04/18/11 22:34	218-01-9	
Dibenz(a,h)anthracene	0.047U	ug/L	0.19	0.047	1	04/15/11 22:25	04/18/11 22:34	53-70-3	
Fluoranthene	0.057U	ug/L	0.95	0.057	1	04/15/11 22:25	04/18/11 22:34	206-44-0	
Fluorene	0.028U	ug/L	0.95	0.028	1	04/15/11 22:25	04/18/11 22:34	86-73-7	
Indeno(1,2,3-cd)pyrene	0.038U	ug/L	0.14	0.038	1	04/15/11 22:25	04/18/11 22:34	193-39-5	
1-Methylnaphthalene	0.085U	ug/L	1.4	0.085	1	04/15/11 22:25	04/18/11 22:34	90-12-0	
2-Methylnaphthalene	0.057U	ug/L	1.4	0.057	1	04/15/11 22:25	04/18/11 22:34	91-57-6	
Naphthalene	0.076U	ug/L	0.95	0.076	1	04/15/11 22:25	04/18/11 22:34	91-20-3	
Phenanthrene	0.047U	ug/L	0.95	0.047	1	04/15/11 22:25	04/18/11 22:34	85-01-8	
Pyrene	0.057U	ug/L	0.95	0.057	1	04/15/11 22:25	04/18/11 22:34	129-00-0	
2-Fluorobiphenyl (S)	59 %		43.9-113		1	04/15/11 22:25	04/18/11 22:34	321-60-8	
Terphenyl-d14 (S)	63 %		24.8-144		1	04/15/11 22:25	04/18/11 22:34	1718-51-0	
8260 MSV Analytical Method: EPA 8260									
Acrolein	10.0U	ug/L	20.0	10.0	1		04/15/11 12:28	107-02-8	
Acrylonitrile	5.0U	ug/L	10.0	5.0	1		04/15/11 12:28	107-13-1	
Benzene	0.50U	ug/L	1.0	0.50	1		04/15/11 12:28	71-43-2	
Bromodichloromethane	0.27U	ug/L	0.60	0.27	1		04/15/11 12:28	75-27-4	
Bromoform	0.50U	ug/L	1.0	0.50	1		04/15/11 12:28	75-25-2	
Bromomethane	0.50U	ug/L	1.0	0.50	1		04/15/11 12:28	74-83-9	

ANALYTICAL RESULTS

Project: 103-82514/LES
Pace Project No.: 3529138

Sample: EB Lab ID: 3529138024 Collected: 04/13/11 15:00 Received: 04/14/11 08:00 Matrix: Water

Parameters	Results	Units	PQL	MDL	DF	Prepared	Analyzed	CAS No.	Qual
8260 MSV		Analytical Method: EPA 8260							
Carbon tetrachloride	0.50U	ug/L	1.0	0.50	1		04/15/11 12:28	56-23-5	
Chlorobenzene	0.50U	ug/L	1.0	0.50	1		04/15/11 12:28	108-90-7	
Chloroethane	0.50U	ug/L	1.0	0.50	1		04/15/11 12:28	75-00-3	
2-Chloroethylvinyl ether	0.50U	ug/L	1.0	0.50	1		04/15/11 12:28	110-75-8	
Chloroform	0.50U	ug/L	1.0	0.50	1		04/15/11 12:28	67-66-3	
Chloromethane	0.62U	ug/L	1.0	0.62	1		04/15/11 12:28	74-87-3	
Dibromochloromethane	0.26U	ug/L	0.50	0.26	1		04/15/11 12:28	124-48-1	
1,1-Dichloroethane	0.50U	ug/L	1.0	0.50	1		04/15/11 12:28	75-34-3	
1,2-Dichloroethane	0.50U	ug/L	1.0	0.50	1		04/15/11 12:28	107-06-2	
1,1-Dichloroethene	0.50U	ug/L	1.0	0.50	1		04/15/11 12:28	75-35-4	
trans-1,2-Dichloroethene	0.50U	ug/L	1.0	0.50	1		04/15/11 12:28	156-60-5	
1,2-Dichloropropane	0.50U	ug/L	1.0	0.50	1		04/15/11 12:28	78-87-5	
cis-1,3-Dichloropropene	0.25U	ug/L	0.50	0.25	1		04/15/11 12:28	10061-01-5	
trans-1,3-Dichloropropene	0.25U	ug/L	0.50	0.25	1		04/15/11 12:28	10061-02-6	
Ethylbenzene	0.50U	ug/L	1.0	0.50	1		04/15/11 12:28	100-41-4	
Methylene Chloride	2.5U	ug/L	5.0	2.5	1		04/15/11 12:28	75-09-2	
Methyl-tert-butyl ether	0.50U	ug/L	1.0	0.50	1		04/15/11 12:28	1634-04-4	
1,1,2,2-Tetrachloroethane	0.18U	ug/L	0.50	0.18	1		04/15/11 12:28	79-34-5	
Tetrachloroethene	0.50U	ug/L	1.0	0.50	1		04/15/11 12:28	127-18-4	
Toluene	0.50U	ug/L	1.0	0.50	1		04/15/11 12:28	108-88-3	
1,1,1-Trichloroethane	0.50U	ug/L	1.0	0.50	1		04/15/11 12:28	71-55-6	
1,1,2-Trichloroethane	0.50U	ug/L	1.0	0.50	1		04/15/11 12:28	79-00-5	
Trichloroethene	0.50U	ug/L	1.0	0.50	1		04/15/11 12:28	79-01-6	
Trichlorofluoromethane	0.50U	ug/L	1.0	0.50	1		04/15/11 12:28	75-69-4	
Vinyl chloride	0.50U	ug/L	1.0	0.50	1		04/15/11 12:28	75-01-4	
Xylene (Total)	0.50U	ug/L	1.0	0.50	1		04/15/11 12:28	1330-20-7	
4-Bromofluorobenzene (S)	102 %		70-114		1		04/15/11 12:28	460-00-4	
Dibromofluoromethane (S)	97 %		88-117		1		04/15/11 12:28	1868-53-7	
1,2-Dichloroethane-d4 (S)	93 %		86-125		1		04/15/11 12:28	17060-07-0	
Toluene-d8 (S)	105 %		87-113		1		04/15/11 12:28	2037-26-5	

ANALYTICAL RESULTS

Project: 103-82514/LES
Pace Project No.: 3529138

Sample: DUP-S1 Lab ID: 3529138025 Collected: 04/12/11 14:31 Received: 04/13/11 09:20 Matrix: Solid

Results reported on a "dry-weight" basis

Parameters	Results	Units	PQL	MDL	DF	Prepared	Analyzed	CAS No.	Qual
FL-PRO Soil Microwave Analytical Method: FL-PRO Preparation Method: EPA 3546									
Petroleum Range Organics	10.1	mg/kg	4.3	2.8	1	04/15/11 19:15	04/18/11 18:29		
C-39 (S)	94	%	60-118		1	04/15/11 19:15	04/18/11 18:29		
o-Terphenyl (S)	103	%	62-109		1	04/15/11 19:15	04/18/11 18:29	84-15-1	
6010 MET ICP Analytical Method: EPA 6010 Preparation Method: EPA 3050									
Arsenic	19.7	mg/kg	0.46	0.23	1	04/14/11 10:15	04/15/11 05:24	7440-38-2	
Barium	22.3	mg/kg	0.46	0.23	1	04/14/11 10:15	04/15/11 05:24	7440-39-3	
Cadmium	0.32	mg/kg	0.046	0.023	1	04/14/11 10:15	04/15/11 05:24	7440-43-9	
Chromium	9.3	mg/kg	0.23	0.11	1	04/14/11 10:15	04/15/11 05:24	7440-47-3	
Lead	71.2	mg/kg	0.46	0.23	1	04/14/11 10:15	04/15/11 05:24	7439-92-1	
Selenium	0.34U	mg/kg	0.69	0.34	1	04/14/11 10:15	04/15/11 05:24	7782-49-2	
Silver	0.19 I	mg/kg	0.23	0.11	1	04/14/11 10:15	04/15/11 05:24	7440-22-4	
7471 Mercury Analytical Method: EPA 7471 Preparation Method: EPA 7471									
Mercury	0.013 I	mg/kg	0.046	0.011	1	04/14/11 10:25	04/18/11 14:03	7439-97-6	
8270 MSSV Short List Microwave Analytical Method: EPA 8270 Preparation Method: EPA 3546									
Acenaphthene	4.1 I	ug/kg	35.5	3.6	1	04/15/11 22:27	04/19/11 04:36	83-32-9	
Acenaphthylene	41.6	ug/kg	35.5	4.2	1	04/15/11 22:27	04/19/11 04:36	208-96-8	
Anthracene	36.9	ug/kg	35.5	2.2	1	04/15/11 22:27	04/19/11 04:36	120-12-7	
Benzo(a)anthracene	106	ug/kg	35.5	3.2	1	04/15/11 22:27	04/19/11 04:36	56-55-3	
Benzo(a)pyrene	109	ug/kg	35.5	3.9	1	04/15/11 22:27	04/19/11 04:36	50-32-8	
Benzo(b)fluoranthene	146	ug/kg	35.5	2.5	1	04/15/11 22:27	04/19/11 04:36	205-99-2	
Benzo(g,h,i)perylene	81.1	ug/kg	35.5	3.3	1	04/15/11 22:27	04/19/11 04:36	191-24-2	
Benzo(k)fluoranthene	58.2	ug/kg	35.5	5.3	1	04/15/11 22:27	04/19/11 04:36	207-08-9	
Chrysene	111	ug/kg	35.5	3.2	1	04/15/11 22:27	04/19/11 04:36	218-01-9	
Dibenz(a,h)anthracene	22.9 I	ug/kg	35.5	3.8	1	04/15/11 22:27	04/19/11 04:36	53-70-3	
Fluoranthene	183	ug/kg	35.5	4.0	1	04/15/11 22:27	04/19/11 04:36	206-44-0	
Fluorene	7.2 I	ug/kg	35.5	2.7	1	04/15/11 22:27	04/19/11 04:36	86-73-7	
Indeno(1,2,3-cd)pyrene	64.3	ug/kg	35.5	3.8	1	04/15/11 22:27	04/19/11 04:36	193-39-5	
1-Methylnaphthalene	4.5U	ug/kg	35.5	4.5	1	04/15/11 22:27	04/19/11 04:36	90-12-0	
2-Methylnaphthalene	4.9U	ug/kg	35.5	4.9	1	04/15/11 22:27	04/19/11 04:36	91-57-6	
Naphthalene	4.0 I	ug/kg	35.5	3.8	1	04/15/11 22:27	04/19/11 04:36	91-20-3	
Phenanthrene	67.6	ug/kg	35.5	3.4	1	04/15/11 22:27	04/19/11 04:36	85-01-8	
Pyrene	170	ug/kg	35.5	4.3	1	04/15/11 22:27	04/19/11 04:36	129-00-0	
2-Fluorobiphenyl (S)	76	%	18-110		1	04/15/11 22:27	04/19/11 04:36	321-60-8	
Terphenyl-d14 (S)	78	%	10-123		1	04/15/11 22:27	04/19/11 04:36	1718-51-0	
8260 MSV 5030 Low Level Analytical Method: EPA 8260									
Acrolein	56.9U	ug/kg	80.6	56.9	1	04/14/11 22:50	107-02-8		
Acrylonitrile	43.3U	ug/kg	80.6	43.3	1	04/14/11 22:50	107-13-1		
Benzene	6.4 I	ug/kg	8.1	4.1	1	04/14/11 22:50	71-43-2		
Bromodichloromethane	4.0U	ug/kg	8.1	4.0	1	04/14/11 22:50	75-27-4		
Bromoform	4.0U	ug/kg	8.1	4.0	1	04/14/11 22:50	75-25-2		

ANALYTICAL RESULTS

Project: 103-82514/LES
Pace Project No.: 3529138

Sample: DUP-S1 Lab ID: 3529138025 Collected: 04/12/11 14:31 Received: 04/13/11 09:20 Matrix: Solid

Results reported on a "dry-weight" basis

Parameters	Results	Units	PQL	MDL	DF	Prepared	Analyzed	CAS No.	Qual
8260 MSV 5030 Low Level		Analytical Method: EPA 8260							
Bromomethane	4.0U	ug/kg	8.1	4.0	1		04/14/11 22:50	74-83-9	
Carbon tetrachloride	4.0U	ug/kg	8.1	4.0	1		04/14/11 22:50	56-23-5	
Chlorobenzene	4.0U	ug/kg	8.1	4.0	1		04/14/11 22:50	108-90-7	
Chloroethane	5.8U	ug/kg	8.1	5.8	1		04/14/11 22:50	75-00-3	
Chloroform	4.8U	ug/kg	8.1	4.8	1		04/14/11 22:50	67-66-3	
Chloromethane	4.5U	ug/kg	8.1	4.5	1		04/14/11 22:50	74-87-3	
Dibromochloromethane	4.0U	ug/kg	8.1	4.0	1		04/14/11 22:50	124-48-1	
1,1-Dichloroethane	4.4U	ug/kg	8.1	4.4	1		04/14/11 22:50	75-34-3	
1,2-Dichloroethane	4.0U	ug/kg	8.1	4.0	1		04/14/11 22:50	107-06-2	
1,1-Dichloroethene	4.0U	ug/kg	8.1	4.0	1		04/14/11 22:50	75-35-4	
trans-1,2-Dichloroethene	4.9U	ug/kg	8.1	4.9	1		04/14/11 22:50	156-60-5	
1,2-Dichloropropane	4.0U	ug/kg	8.1	4.0	1		04/14/11 22:50	78-87-5	
cis-1,3-Dichloropropene	4.0U	ug/kg	8.1	4.0	1		04/14/11 22:50	10061-01-5	
trans-1,3-Dichloropropene	4.0U	ug/kg	8.1	4.0	1		04/14/11 22:50	10061-02-6	
Ethylbenzene	4.6U	ug/kg	8.1	4.6	1		04/14/11 22:50	100-41-4	
Methylene Chloride	15.1	ug/kg	8.1	4.0	1		04/14/11 22:50	75-09-2	Z3
Methyl-tert-butyl ether	4.0U	ug/kg	8.1	4.0	1		04/14/11 22:50	1634-04-4	
1,1,2,2-Tetrachloroethane	4.0U	ug/kg	8.1	4.0	1		04/14/11 22:50	79-34-5	
Tetrachloroethene	4.0U	ug/kg	8.1	4.0	1		04/14/11 22:50	127-18-4	
Toluene	27.9	ug/kg	8.1	4.4	1		04/14/11 22:50	108-88-3	
1,1,1-Trichloroethane	4.4U	ug/kg	8.1	4.4	1		04/14/11 22:50	71-55-6	
1,1,2-Trichloroethane	4.0U	ug/kg	8.1	4.0	1		04/14/11 22:50	79-00-5	
Trichloroethene	4.5U	ug/kg	8.1	4.5	1		04/14/11 22:50	79-01-6	
Trichlorofluoromethane	4.4U	ug/kg	8.1	4.4	1		04/14/11 22:50	75-69-4	
Vinyl chloride	4.3U	ug/kg	8.1	4.3	1		04/14/11 22:50	75-01-4	
Xylene (Total)	8.3U	ug/kg	24.2	8.3	1		04/14/11 22:50	1330-20-7	
Dibromofluoromethane (S)	99 %		82-115		1		04/14/11 22:50	1868-53-7	C0,J(IS)
Toluene-d8 (S)	100 %		84-117		1		04/14/11 22:50	2037-26-5	
4-Bromofluorobenzene (S)	100 %		55-148		1		04/14/11 22:50	460-00-4	
1,2-Dichloroethane-d4 (S)	99 %		80-131		1		04/14/11 22:50	17060-07-0	
Percent Moisture		Analytical Method: ASTM D2974-87							
Percent Moisture	8.2 %		0.10	0.10	1		04/15/11 17:50		

QUALITY CONTROL DATA

Project: 103-82514/LES
Pace Project No.: 3529138

QC Batch: OEXT/4531 Analysis Method: FL-PRO
QC Batch Method: EPA 3546 Analysis Description: FL-PRO Soil
Associated Lab Samples: 3529138001, 3529138002, 3529138003, 3529138004, 3529138005, 3529138006, 3529138007, 3529138008, 3529138009, 3529138010, 3529138011, 3529138012, 3529138013, 3529138015, 3529138016, 3529138025

METHOD BLANK: 191701 Matrix: Solid
Associated Lab Samples: 3529138001, 3529138002, 3529138003, 3529138004, 3529138005, 3529138006, 3529138007, 3529138008, 3529138009, 3529138010, 3529138011, 3529138012, 3529138013, 3529138015, 3529138016, 3529138025

Parameter	Units	Blank Result	Reporting Limit	Analyzed	Qualifiers
Petroleum Range Organics	mg/kg	2.5U	4.0	04/17/11 00:00	
C-39 (S)	%	90	60-118	04/17/11 00:00	
o-Terphenyl (S)	%	100	62-109	04/17/11 00:00	

LABORATORY CONTROL SAMPLE: 191702

Parameter	Units	Spike Conc.	LCS Result	LCS % Rec	% Rec Limits	Qualifiers
Petroleum Range Organics	mg/kg	199	188	94	63-153	
C-39 (S)	%			81	60-118	
o-Terphenyl (S)	%			102	62-109	

MATRIX SPIKE & MATRIX SPIKE DUPLICATE: 191803 191804

Parameter	Units	3529138016 Result	MS Spike Conc.	MSD Spike Conc.	MS Result	MSD Result	MS % Rec	MSD % Rec	% Rec Limits	Max RPD	Qual
Petroleum Range Organics	mg/kg	6.8	234	232	227	231	94	97	63-153	2	20
C-39 (S)	%						104	114	60-118		
o-Terphenyl (S)	%						100	102	62-109		



QUALITY CONTROL DATA

Project: 103-82514/LES
Pace Project No.: 3529138

QC Batch: OEXT/4563 Analysis Method: FL-PRO
QC Batch Method: EPA 3546 Analysis Description: FL-PRO Soil
Associated Lab Samples: 3529138014

METHOD BLANK: 193816 Matrix: Solid
Associated Lab Samples: 3529138014

Parameter	Units	Blank Result	Reporting Limit	Analyzed	Qualifiers
Petroleum Range Organics	mg/kg	2.6U	4.0	04/20/11 16:32	
C-39 (S)	%	93	60-118	04/20/11 16:32	
o-Terphenyl (S)	%	93	62-109	04/20/11 16:32	

LABORATORY CONTROL SAMPLE: 193817

Parameter	Units	Spike Conc.	LCS Result	LCS % Rec	% Rec Limits	Qualifiers
Petroleum Range Organics	mg/kg	198	192	97	63-153	
C-39 (S)	%			95	60-118	
o-Terphenyl (S)	%			95	62-109	

MATRIX SPIKE & MATRIX SPIKE DUPLICATE: 193818 193819

Parameter	Units	3529138014 Result	MS Spike Conc.	MSD Spike Conc.	MS Result	MSD Result	MS % Rec	MSD % Rec	% Rec Limits	Max RPD	Qual
Petroleum Range Organics	mg/kg	3.3U	253	257	251	252	99	98	63-153	.4	20
C-39 (S)	%						88	90	60-118		
o-Terphenyl (S)	%						87	91	62-109		

QUALITY CONTROL DATA

Project: 103-82514/LES
Pace Project No.: 3529138

QC Batch: OEXT/4541 Analysis Method: FL-PRO
QC Batch Method: EPA 3510 Analysis Description: FL-PRO Water
Associated Lab Samples: 3529138017, 3529138018, 3529138019, 3529138020, 3529138021, 3529138022, 3529138023, 3529138024

METHOD BLANK: 192303 Matrix: Water
Associated Lab Samples: 3529138017, 3529138018, 3529138019, 3529138020, 3529138021, 3529138022, 3529138023, 3529138024

Parameter	Units	Blank Result	Reporting Limit	Analyzed	Qualifiers
Petroleum Range Organics	mg/L	0.059U	0.10	04/18/11 19:32	
C-39 (S)	%	106	42-193	04/18/11 19:32	
o-Terphenyl (S)	%	95	82-142	04/18/11 19:32	

LABORATORY CONTROL SAMPLE: 192304

Parameter	Units	Spike Conc.	LCS Result	LCS % Rec	% Rec Limits	Qualifiers
Petroleum Range Organics	mg/L	5	4.8	97	55-118	
C-39 (S)	%			105	42-193	
o-Terphenyl (S)	%			96	82-142	

MATRIX SPIKE & MATRIX SPIKE DUPLICATE: 192305 192306

Parameter	Units	3529178002 Result	MS Spike Conc.	MSD Spike Conc.	MS Result	MSD Result	MS % Rec	MSD % Rec	% Rec Limits	Max RPD	RPD	Qual
Petroleum Range Organics	mg/L	0.057U	10	10	9.6	9.2	96	92	55-118	5	20	
C-39 (S)	%						89	76	42-193			
o-Terphenyl (S)	%						97	96	82-142			

QUALITY CONTROL DATA

Project: 103-82514/LES
Pace Project No.: 3529138

QC Batch: MPRP/4458 Analysis Method: EPA 6010
QC Batch Method: EPA 3050 Analysis Description: 6010 MET
Associated Lab Samples: 3529138001, 3529138002, 3529138003, 3529138004, 3529138005, 3529138006, 3529138007, 3529138008, 3529138009, 3529138010, 3529138011, 3529138012, 3529138013, 3529138014, 3529138015, 3529138016

METHOD BLANK: 191526 Matrix: Solid
Associated Lab Samples: 3529138001, 3529138002, 3529138003, 3529138004, 3529138005, 3529138006, 3529138007, 3529138008, 3529138009, 3529138010, 3529138011, 3529138012, 3529138013, 3529138014, 3529138015, 3529138016

Parameter	Units	Blank		Reporting		Qualifiers
		Result	Limit	Analyzed		
Arsenic	mg/kg	0.20U	0.40	04/16/11 00:48		
Barium	mg/kg	0.20U	0.40	04/16/11 00:48		
Cadmium	mg/kg	0.020U	0.040	04/16/11 00:48		
Chromium	mg/kg	0.099U	0.20	04/16/11 00:48		
Lead	mg/kg	0.20U	0.40	04/16/11 00:48		
Selenium	mg/kg	0.30U	0.60	04/16/11 00:48		
Silver	mg/kg	0.099U	0.20	04/16/11 00:48		

LABORATORY CONTROL SAMPLE: 191527

Parameter	Units	Spike Conc.	LCS Result	LCS % Rec	% Rec Limits	Qualifiers
Barium	mg/kg	9.8	9.9	102	80-120	
Cadmium	mg/kg	.98	1.1	109	80-120	
Chromium	mg/kg	9.8	10.1	104	80-120	
Lead	mg/kg	9.8	9.9	101	80-120	
Selenium	mg/kg	9.8	11.0	113	80-120	
Silver	mg/kg	.98	1.0	105	80-120	

MATRIX SPIKE & MATRIX SPIKE DUPLICATE: 191528 191529

Parameter	Units	MS		MSD		MS % Rec	MSD % Rec	% Rec Limits	Max RPD	Qual
		3529041001 Result	Spike Conc.	Spike Conc.	MS Result					
Arsenic	mg/kg	2.51	76.8	81	83.7	86.2	106	103	75-125	3 20
Barium	mg/kg	261	76.8	81	358	365	127	128	75-125	2 20 J(M1)
Cadmium	mg/kg	0.68	7.7	8.3	8.6	9.0	104	104	75-125	5 20
Chromium	mg/kg	11.9	76.8	81	85.7	89.3	96	96	75-125	4 20
Lead	mg/kg	8.8	76.8	81	83.0	86.2	97	96	75-125	4 20
Selenium	mg/kg	3.31	76.8	81	80.8	86.6	101	103	75-125	7 20
Silver	mg/kg	1.31	7.7	8.3	4.9	5.2	48	48	75-125	4 20 J(M1)

QUALITY CONTROL DATA

Project: 103-82514/LES
Pace Project No.: 3529138

QC Batch: MPRP/4459 Analysis Method: EPA 6010
QC Batch Method: EPA 3050 Analysis Description: 6010 MET
Associated Lab Samples: 3529138025

METHOD BLANK: 191546 Matrix: Solid
Associated Lab Samples: 3529138025

Parameter	Units	Blank Result	Reporting Limit	Analyzed	Qualifiers
Arsenic	mg/kg	0.20U	0.41	04/15/11 01:51	
Barium	mg/kg	0.20U	0.41	04/15/11 01:51	
Cadmium	mg/kg	0.020U	0.041	04/15/11 01:51	
Chromium	mg/kg	0.10U	0.20	04/15/11 01:51	
Lead	mg/kg	0.20U	0.41	04/15/11 01:51	
Selenium	mg/kg	0.31U	0.61	04/15/11 01:51	
Silver	mg/kg	0.10U	0.20	04/15/11 01:51	

LABORATORY CONTROL SAMPLE: 191547

Parameter	Units	Spike Conc.	LCS Result	LCS % Rec	% Rec Limits	Qualifiers
Arsenic	mg/kg	9.8	9.8	100	80-120	
Barium	mg/kg	9.8	10	102	80-120	
Cadmium	mg/kg	.98	1.0	105	80-120	
Chromium	mg/kg	9.8	10.1	104	80-120	
Lead	mg/kg	9.8	9.8	100	80-120	
Selenium	mg/kg	9.8	10.2	104	80-120	
Silver	mg/kg	.98	0.99	102	80-120	

MATRIX SPIKE & MATRIX SPIKE DUPLICATE: 191548 191549

Parameter	Units	3529144006		MS		MSD		MS % Rec	MSD % Rec	% Rec Limits	Max RPD	Qual
		Result	Conc.	Spike Conc.	Spike Conc.	Result	Result					
Arsenic	mg/kg	0.84	10.3	10.3	10.7	9.5	9.2	85	78	75-125	4	20
Barium	mg/kg	7.1	10.3	10.3	10.7	17.1	16.2	97	85	75-125	6	20
Cadmium	mg/kg	0.051	1	1	1.1	1.1	1.1	98	95	75-125	.8	20
Chromium	mg/kg	2.4	10.3	10.3	10.7	12.4	12.5	98	95	75-125	.6	20
Lead	mg/kg	2.8	10.3	10.3	10.7	12.4	12.4	94	90	75-125	.2	20
Selenium	mg/kg	0.33U	10.3	10.3	10.7	9.1	9.1	88	84	75-125	.5	20
Silver	mg/kg	0.11U	1	1	1.1	0.96	0.99	92	91	75-125	3	20

QUALITY CONTROL DATA

Project: 103-82514/LES
Pace Project No.: 3529138

QC Batch: MPRP/4462 Analysis Method: EPA 6010
QC Batch Method: EPA 3010 Analysis Description: 6010 MET
Associated Lab Samples: 3529138017, 3529138018, 3529138019, 3529138020, 3529138021, 3529138022, 3529138023, 3529138024

METHOD BLANK: 191812 Matrix: Water
Associated Lab Samples: 3529138017, 3529138018, 3529138019, 3529138020, 3529138021, 3529138022, 3529138023, 3529138024

Parameter	Units	Blank Result	Reporting Limit	Analyzed	Qualifiers
Arsenic	mg/L	0.0050U	0.010	04/15/11 14:50	
Barium	mg/L	0.0050U	0.010	04/15/11 14:50	
Cadmium	mg/L	0.00050U	0.0010	04/15/11 14:50	
Chromium	mg/L	0.0025U	0.0050	04/15/11 14:50	
Lead	mg/L	0.0050U	0.010	04/15/11 14:50	
Selenium	mg/L	0.0075U	0.015	04/15/11 14:50	
Silver	mg/L	0.0025U	0.0050	04/15/11 14:50	

LABORATORY CONTROL SAMPLE: 191813

Parameter	Units	Spike Conc.	LCS Result	LCS % Rec	% Rec Limits	Qualifiers
Arsenic	mg/L	.25	0.25	99	80-120	
Barium	mg/L	.25	0.25	102	80-120	
Cadmium	mg/L	.025	0.026	105	80-120	
Chromium	mg/L	.25	0.26	102	80-120	
Lead	mg/L	.25	0.25	101	80-120	
Selenium	mg/L	.25	0.26	103	80-120	
Silver	mg/L	.025	0.025	102	80-120	

MATRIX SPIKE & MATRIX SPIKE DUPLICATE: 191814 191815

Parameter	Units	3529138023		MSD		MS		MSD		% Rec Limits	Max RPD	Qual
		Result	MS Spike Conc.	Spike Conc.	Result	MS Result	MSD Result	% Rec	% Rec			
Arsenic	mg/L	0.0053 I	.25	.25	0.26	0.26	100	103	75-125	3	20	
Barium	mg/L	0.14	.25	.25	0.38	0.39	98	103	75-125	3	20	
Cadmium	mg/L	0.00050 U	.025	.025	0.025	0.026	101	103	75-125	2	20	
Chromium	mg/L	0.0025 U	.25	.25	0.26	0.26	103	103	75-125	.7	20	
Lead	mg/L	0.0050 U	.25	.25	0.25	0.26	101	103	75-125	2	20	
Selenium	mg/L	0.0075 U	.25	.25	0.26	0.26	103	105	75-125	2	20	
Silver	mg/L	0.0025 U	.025	.025	0.025	0.026	102	103	75-125	1	20	

QUALITY CONTROL DATA

Project: 103-82514/LES
Pace Project No.: 3529138

QC Batch: MERP/1849 Analysis Method: EPA 7470
QC Batch Method: EPA 7470 Analysis Description: 7470 Mercury
Associated Lab Samples: 3529138017, 3529138018, 3529138019, 3529138020, 3529138021, 3529138022, 3529138023, 3529138024

METHOD BLANK: 192027 Matrix: Water
Associated Lab Samples: 3529138017, 3529138018, 3529138019, 3529138020, 3529138021, 3529138022, 3529138023, 3529138024

Parameter	Units	Blank Result	Reporting Limit	Analyzed	Qualifiers
Mercury	mg/L	0.00010U	0.00020	04/18/11 16:30	

LABORATORY CONTROL SAMPLE: 192028

Parameter	Units	Spike Conc.	LCS Result	LCS % Rec	% Rec Limits	Qualifiers
Mercury	mg/L	.002	0.0021	104	80-120	

MATRIX SPIKE & MATRIX SPIKE DUPLICATE: 192029 192030

Parameter	Units	3529138017 Result	MS Spike Conc.	MSD Spike Conc.	MS Result	MSD Result	MS % Rec	MSD % Rec	% Rec Limits	Max		Qual
										RPD	RPD	
Mercury	mg/L	0.00010 U	.002	.002	0.0017	0.0019	87	94	85-115	8	20	

MATRIX SPIKE & MATRIX SPIKE DUPLICATE: 192031 192032

Parameter	Units	3529138022 Result	MS Spike Conc.	MSD Spike Conc.	MS Result	MSD Result	MS % Rec	MSD % Rec	% Rec Limits	Max		Qual
										RPD	RPD	
Mercury	mg/L	0.00010 U	.002	.002	0.0018	0.0018	91	88	85-115	4	20	

QUALITY CONTROL DATA

Project: 103-82514/LES
Pace Project No.: 3529138

QC Batch: MERP/1848 Analysis Method: EPA 7471
QC Batch Method: EPA 7471 Analysis Description: 7471 Mercury
Associated Lab Samples: 3529138001, 3529138002, 3529138003, 3529138004, 3529138005, 3529138006, 3529138007, 3529138008, 3529138009, 3529138010, 3529138011, 3529138012, 3529138013, 3529138014, 3529138015, 3529138016, 3529138025

METHOD BLANK: 191517 Matrix: Solid
Associated Lab Samples: 3529138001, 3529138002, 3529138003, 3529138004, 3529138005, 3529138006, 3529138007, 3529138008, 3529138009, 3529138010, 3529138011, 3529138012, 3529138013, 3529138014, 3529138015, 3529138016, 3529138025

Parameter	Units	Blank Result	Reporting Limit	Analyzed	Qualifiers
Mercury	mg/kg	0.010U	0.041	04/18/11 12:26	

LABORATORY CONTROL SAMPLE: 191518

Parameter	Units	Spike Conc.	LCS Result	LCS % Rec	% Rec Limits	Qualifiers
Mercury	mg/kg	.039	0.038 I	97	80-120	

MATRIX SPIKE & MATRIX SPIKE DUPLICATE: 191519 191520

Parameter	Units	3529138009 Result	MS Spike Conc.	MSD Spike Conc.	MS Result	MSD Result	MS % Rec	MSD % Rec	% Rec Limits	Max RPD	RPD	Qual
Mercury	mg/kg	0.037 I	.044	.045	0.066	0.067	67	69	85-115	2	20	J(M1)

MATRIX SPIKE & MATRIX SPIKE DUPLICATE: 191521 191522

Parameter	Units	3529041001 Result	MS Spike Conc.	MSD Spike Conc.	MS Result	MSD Result	MS % Rec	MSD % Rec	% Rec Limits	Max RPD	RPD	Qual
Mercury	mg/kg	1.2	.89	.89	1.4	1.3	18	13	85-115	3	20	J(M1)

QUALITY CONTROL DATA

Project: 103-82514/LES
Pace Project No.: 3529138

QC Batch: OEXT/4528 Analysis Method: EPA 8270
QC Batch Method: EPA 3546 Analysis Description: 8270 Solid MSSV Microwave Short Spike
Associated Lab Samples: 3529138001, 3529138002, 3529138003, 3529138004, 3529138005, 3529138006, 3529138007, 3529138008, 3529138009, 3529138010, 3529138011, 3529138012, 3529138013, 3529138014, 3529138015, 3529138016, 3529138025

METHOD BLANK: 191465 Matrix: Solid
Associated Lab Samples: 3529138001, 3529138002, 3529138003, 3529138004, 3529138005, 3529138006, 3529138007, 3529138008, 3529138009, 3529138010, 3529138011, 3529138012, 3529138013, 3529138014, 3529138015, 3529138016, 3529138025

Parameter	Units	Blank Result	Reporting Limit	Analyzed	Qualifiers
1-Methylnaphthalene	ug/kg	4.2U	33.0	04/18/11 23:34	
2-Methylnaphthalene	ug/kg	4.6U	33.0	04/18/11 23:34	
Acenaphthene	ug/kg	3.3U	33.0	04/18/11 23:34	
Acenaphthylene	ug/kg	3.9U	33.0	04/18/11 23:34	
Anthracene	ug/kg	2.0U	33.0	04/18/11 23:34	
Benzo(a)anthracene	ug/kg	3.0U	33.0	04/18/11 23:34	
Benzo(a)pyrene	ug/kg	3.6U	33.0	04/18/11 23:34	
Benzo(b)fluoranthene	ug/kg	2.3U	33.0	04/18/11 23:34	
Benzo(g,h,i)perylene	ug/kg	3.0U	33.0	04/18/11 23:34	
Benzo(k)fluoranthene	ug/kg	4.9U	33.0	04/18/11 23:34	
Chrysene	ug/kg	3.0U	33.0	04/18/11 23:34	
Dibenz(a,h)anthracene	ug/kg	3.5U	33.0	04/18/11 23:34	
Fluoranthene	ug/kg	3.7U	33.0	04/18/11 23:34	
Fluorene	ug/kg	2.5U	33.0	04/18/11 23:34	
Indeno(1,2,3-cd)pyrene	ug/kg	3.5U	33.0	04/18/11 23:34	
Naphthalene	ug/kg	3.5U	33.0	04/18/11 23:34	
Phenanthrene	ug/kg	3.1U	33.0	04/18/11 23:34	
Pyrene	ug/kg	4.0U	33.0	04/18/11 23:34	
2-Fluorobiphenyl (S)	%	64	18-110	04/18/11 23:34	
Terphenyl-d14 (S)	%	74	10-123	04/18/11 23:34	

LABORATORY CONTROL SAMPLE: 191466

Parameter	Units	Spike Conc.	LCS Result	LCS % Rec	% Rec Limits	Qualifiers
1-Methylnaphthalene	ug/kg	166	113	68	27-123	
2-Methylnaphthalene	ug/kg	166	109	66	16-137	
Acenaphthene	ug/kg	166	114	69	37-110	
Acenaphthylene	ug/kg	166	117	71	41-110	
Anthracene	ug/kg	166	121	73	45-113	
Benzo(a)anthracene	ug/kg	166	128	77	44-117	
Benzo(a)pyrene	ug/kg	166	135	81	44-123	
Benzo(b)fluoranthene	ug/kg	166	137	83	37-124	
Benzo(g,h,i)perylene	ug/kg	166	136	82	42-125	
Benzo(k)fluoranthene	ug/kg	166	137	83	44-126	
Chrysene	ug/kg	166	142	86	45-116	
Dibenz(a,h)anthracene	ug/kg	166	132	80	43-124	
Fluoranthene	ug/kg	166	124	75	45-116	
Fluorene	ug/kg	166	119	72	42-120	

Date: 04/21/2011 04:20 PM

REPORT OF LABORATORY ANALYSIS

Page 78 of 95

This report shall not be reproduced, except in full, without the written consent of Pace Analytical Services, Inc..



QUALITY CONTROL DATA

Project: 103-82514/LES
Pace Project No.: 3529138

LABORATORY CONTROL SAMPLE: 191466

Parameter	Units	Spike Conc.	LCS Result	LCS % Rec	% Rec Limits	Qualifiers
Indeno(1,2,3-cd)pyrene	ug/kg	166	136	82	43-123	
Naphthalene	ug/kg	166	116	70	40-100	
Phenanthrene	ug/kg	166	119	72	36-125	
Pyrene	ug/kg	166	128	77	41-123	
2-Fluorobiphenyl (S)	%			69	18-110	
Terphenyl-d14 (S)	%			80	10-123	

MATRIX SPIKE & MATRIX SPIKE DUPLICATE: 192009 192010

Parameter	Units	3529138001		MS Spike	MSD Spike	MS Result	MSD Result	MS % Rec	MSD % Rec	% Rec Limits	Max RPD	Qual
		Result	Conc.	Conc.	Conc.	Result	Result	% Rec	% Rec	RPD	RPD	
1-Methylnaphthalene	ug/kg	5.1U	202	202	202	154	151	76	74	27-123	2	40
2-Methylnaphthalene	ug/kg	5.6U	202	202	202	150	148	73	72	16-137	1	40
Acenaphthene	ug/kg	4.0U	202	202	202	159	156	78	77	37-110	2	40
Acenaphthylene	ug/kg	5.5 l	202	202	202	174	162	83	78	41-110	7	40
Anthracene	ug/kg	9.6 l	202	202	202	192	177	91	83	45-113	8	40
Benzo(a)anthracene	ug/kg	3.6U	202	202	202	204	176	101	87	44-117	15	40
Benzo(a)pyrene	ug/kg	16.6 l	202	202	202	202	176	92	79	44-123	14	40
Benzo(b)fluoranthene	ug/kg	25.3 l	202	202	202	224	170	98	72	37-124	27	40
Benzo(g,h,i)perylene	ug/kg	21.3 l	202	202	202	197	188	87	83	42-125	5	40
Benzo(k)fluoranthene	ug/kg	10.7 l	202	202	202	178	170	83	79	44-126	4	40
Chrysene	ug/kg	16.1 l	202	202	202	194	171	88	77	45-116	12	40
Dibenz(a,h)anthracene	ug/kg	4.3U	202	202	202	178	169	88	84	43-124	5	40
Fluoranthene	ug/kg	13.1 l	202	202	202	219	186	102	86	45-116	16	40
Fluorene	ug/kg	3.0U	202	202	202	170	159	83	78	42-120	6	40
Indeno(1,2,3-cd)pyrene	ug/kg	12.3 l	202	202	202	192	176	89	81	43-123	8	40
Naphthalene	ug/kg	4.3U	202	202	202	153	144	75	70	40-100	6	40
Phenanthrene	ug/kg	5.3 l	202	202	202	197	169	95	81	36-125	15	40
Pyrene	ug/kg	14.4 l	202	202	202	217	188	101	86	41-123	14	40
2-Fluorobiphenyl (S)	%							77	75	18-110		
Terphenyl-d14 (S)	%							84	82	10-123		

QUALITY CONTROL DATA

Project: 103-82514/LES
Pace Project No.: 3529138

QC Batch: OEXT/4539 Analysis Method: EPA 8270 by SCAN
QC Batch Method: EPA 3510 Analysis Description: 8270 Water CPAH by SCAN MSSV
Associated Lab Samples: 3529138017, 3529138018, 3529138019, 3529138020, 3529138021, 3529138022, 3529138023, 3529138024

METHOD BLANK: 192067 Matrix: Water
Associated Lab Samples: 3529138017, 3529138018, 3529138019, 3529138020, 3529138021, 3529138022, 3529138023, 3529138024

Parameter	Units	Blank Result	Reporting Limit	Analyzed	Qualifiers
1-Methylnaphthalene	ug/L	0.090U	1.5	04/18/11 18:33	
2-Methylnaphthalene	ug/L	0.060U	1.5	04/18/11 18:33	
Acenaphthene	ug/L	0.030U	1.0	04/18/11 18:33	
Acenaphthylene	ug/L	0.050U	2.0	04/18/11 18:33	
Anthracene	ug/L	0.050U	1.0	04/18/11 18:33	
Benzo(a)anthracene	ug/L	0.060U	0.20	04/18/11 18:33	
Benzo(a)pyrene	ug/L	0.050U	0.20	04/18/11 18:33	
Benzo(b)fluoranthene	ug/L	0.050U	0.10	04/18/11 18:33	
Benzo(g,h,i)perylene	ug/L	0.060U	1.0	04/18/11 18:33	
Benzo(k)fluoranthene	ug/L	0.040U	0.25	04/18/11 18:33	
Chrysene	ug/L	0.060U	1.0	04/18/11 18:33	
Dibenz(a,h)anthracene	ug/L	0.050U	0.20	04/18/11 18:33	
Fluoranthene	ug/L	0.060U	1.0	04/18/11 18:33	
Fluorene	ug/L	0.030U	1.0	04/18/11 18:33	
Indeno(1,2,3-cd)pyrene	ug/L	0.040U	0.15	04/18/11 18:33	
Naphthalene	ug/L	0.080U	1.0	04/18/11 18:33	
Phenanthrene	ug/L	0.050U	1.0	04/18/11 18:33	
Pyrene	ug/L	0.060U	1.0	04/18/11 18:33	
2-Fluorobiphenyl (S)	%	107	43.9-113	04/18/11 18:33	
Terphenyl-d14 (S)	%	116	24.8-144	04/18/11 18:33	

LABORATORY CONTROL SAMPLE: 192068

Parameter	Units	Spike Conc.	LCS Result	LCS % Rec	% Rec Limits	Qualifiers
1-Methylnaphthalene	ug/L	5	2.2	45	46.7-104	J(L0)
2-Methylnaphthalene	ug/L	5	2.2	44	49.4-106	J(L0)
Acenaphthene	ug/L	5	2.3	46	42.7-109	
Acenaphthylene	ug/L	5	2.3	47	53.2-107	J(L0)
Anthracene	ug/L	5	2.3	46	52.2-112	J(L0)
Benzo(a)anthracene	ug/L	5	2.0	40	57.5-115	J(L0)
Benzo(a)pyrene	ug/L	5	2.3	47	61.8-104	J(L0)
Benzo(b)fluoranthene	ug/L	5	2.4	48	61.6-120	J(L0)
Benzo(g,h,i)perylene	ug/L	5	1.6	33	41.6-122	J(L0)
Benzo(k)fluoranthene	ug/L	5	2.3	45	53.3-106	J(L0)
Chrysene	ug/L	5	2.4	48	48-121	
Dibenz(a,h)anthracene	ug/L	5	1.7	33	38.3-110	J(L0)
Fluoranthene	ug/L	5	2.4	47	46.8-122	
Fluorene	ug/L	5	2.3	46	50.5-107	J(L0)
Indeno(1,2,3-cd)pyrene	ug/L	5	2.1	42	42.4-108	J(L0)
Naphthalene	ug/L	5	2.4	47	43.9-99.6	
Phenanthrene	ug/L	5	2.3	47	54.3-107	J(L0)

Date: 04/21/2011 04:20 PM

REPORT OF LABORATORY ANALYSIS

Page 80 of 95

This report shall not be reproduced, except in full,
without the written consent of Pace Analytical Services, Inc..



QUALITY CONTROL DATA

Project: 103-82514/LES
Pace Project No.: 3529138

LABORATORY CONTROL SAMPLE: 192068

Parameter	Units	Spike Conc.	LCS Result	LCS % Rec	% Rec Limits	Qualifiers
Pyrene	ug/L	5	2.4	48	48.5-120	J(L0)
2-Fluorobiphenyl (S)	%			44	43.9-113	
Terphenyl-d14 (S)	%			43	24.8-144	

MATRIX SPIKE & MATRIX SPIKE DUPLICATE: 192411 192412

Parameter	Units	3529178001		MS	MSD	MS Result	MSD Result	MS % Rec	MSD % Rec	% Rec Limits	Max RPD	Qual
		Result	Conc.	Spike Conc.	Spike Conc.							
1-Methylnaphthalene	ug/L	0.086U	10	10	6.5	6.9	65	69	46.7-104	6	40	
2-Methylnaphthalene	ug/L	0.058U	10	10	6.3	6.7	63	67	49.4-106	5	40	
Acenaphthene	ug/L	0.029U	10	10	6.8	7.0	68	70	42.7-109	4	40	
Acenaphthylene	ug/L	0.048U	10	10	6.9	7.4	69	74	53.2-107	7	40	
Anthracene	ug/L	0.048U	10	10	7.5	7.2	75	72	52.2-112	4	40	
Benzo(a)anthracene	ug/L	0.058U	10	10	7.4	6.8	74	68	57.5-115	7	40	
Benzo(a)pyrene	ug/L	0.048U	10	10	7.6	7.2	76	72	61.8-104	5	40	
Benzo(b)fluoranthene	ug/L	0.048U	10	10	7.6	7.3	76	73	61.6-120	5	40	
Benzo(g,h,i)perylene	ug/L	0.058U	10	10	7.7	7.1	77	71	41.6-122	8	40	
Benzo(k)fluoranthene	ug/L	0.038U	10	10	7.8	7.4	78	74	53.3-106	5	40	
Chrysene	ug/L	0.058U	10	10	8.2	7.6	82	76	48-121	8	40	
Dibenz(a,h)anthracene	ug/L	0.048U	10	10	7.5	7.1	75	71	38.3-110	6	40	
Fluoranthene	ug/L	0.058U	10	10	7.7	7.3	77	73	46.8-122	6	40	
Fluorene	ug/L	0.029U	10	10	7.1	7.3	71	73	50.5-107	3	40	
Indeno(1,2,3-cd)pyrene	ug/L	0.038U	10	10	7.6	7.2	76	72	42.4-108	6	40	
Naphthalene	ug/L	0.077U	10	10	6.5	7.1	65	71	43.9-99	9	40	
Phenanthrene	ug/L	0.048U	10	10	7.4	7.2	74	72	54.3-107	3	40	
Pyrene	ug/L	0.058U	10	10	7.9	7.6	79	76	48.5-120	4	40	
2-Fluorobiphenyl (S)	%						65	69	43.9-113			
Terphenyl-d14 (S)	%						72	72	24.8-144			

QUALITY CONTROL DATA

Project: 103-82514/LES
Pace Project No.: 3529138

QC Batch: MSV/2928 Analysis Method: EPA 8260
QC Batch Method: EPA 8260 Analysis Description: 8260 MSV 5030 Low
Associated Lab Samples: 3529138001, 3529138002, 3529138006, 3529138008, 3529138011, 3529138012, 3529138013, 3529138014, 3529138015, 3529138016, 3529138025

METHOD BLANK: 191724 Matrix: Solid
Associated Lab Samples: 3529138001, 3529138002, 3529138006, 3529138008, 3529138011, 3529138012, 3529138013, 3529138014, 3529138015, 3529138016, 3529138025

Parameter	Units	Blank Result	Reporting Limit	Analyzed	Qualifiers
1,1,1-Trichloroethane	ug/kg	2.8U	5.1	04/14/11 13:28	
1,1,2,2-Tetrachloroethane	ug/kg	2.6U	5.1	04/14/11 13:28	
1,1,2-Trichloroethane	ug/kg	2.6U	5.1	04/14/11 13:28	
1,1-Dichloroethane	ug/kg	2.8U	5.1	04/14/11 13:28	
1,1-Dichloroethene	ug/kg	2.6U	5.1	04/14/11 13:28	
1,2-Dichloroethane	ug/kg	2.6U	5.1	04/14/11 13:28	
1,2-Dichloropropane	ug/kg	2.6U	5.1	04/14/11 13:28	
Acrolein	ug/kg	36.3U	51.4	04/14/11 13:28	
Acrylonitrile	ug/kg	27.6U	51.4	04/14/11 13:28	
Benzene	ug/kg	2.6U	5.1	04/14/11 13:28	
Bromodichloromethane	ug/kg	2.6U	5.1	04/14/11 13:28	
Bromoform	ug/kg	2.6U	5.1	04/14/11 13:28	
Bromomethane	ug/kg	2.6U	5.1	04/14/11 13:28	
Carbon tetrachloride	ug/kg	2.6U	5.1	04/14/11 13:28	
Chlorobenzene	ug/kg	2.6U	5.1	04/14/11 13:28	
Chloroethane	ug/kg	3.7U	5.1	04/14/11 13:28	
Chloroform	ug/kg	3.0U	5.1	04/14/11 13:28	
Chloromethane	ug/kg	2.9U	5.1	04/14/11 13:28	
cis-1,3-Dichloropropene	ug/kg	2.6U	5.1	04/14/11 13:28	
Dibromochloromethane	ug/kg	2.6U	5.1	04/14/11 13:28	
Ethylbenzene	ug/kg	2.9U	5.1	04/14/11 13:28	
Methyl-tert-butyl ether	ug/kg	2.6U	5.1	04/14/11 13:28	
Methylene Chloride	ug/kg	2.6U	5.1	04/14/11 13:28	
Tetrachloroethene	ug/kg	2.6U	5.1	04/14/11 13:28	
Toluene	ug/kg	2.8U	5.1	04/14/11 13:28	
trans-1,2-Dichloroethene	ug/kg	3.1U	5.1	04/14/11 13:28	
trans-1,3-Dichloropropene	ug/kg	2.6U	5.1	04/14/11 13:28	
Trichloroethene	ug/kg	2.9U	5.1	04/14/11 13:28	
Trichlorofluoromethane	ug/kg	2.8U	5.1	04/14/11 13:28	
Vinyl chloride	ug/kg	2.8U	5.1	04/14/11 13:28	
Xylene (Total)	ug/kg	5.3U	15.4	04/14/11 13:28	
1,2-Dichloroethane-d4 (S)	%	99	80-131	04/14/11 13:28	
4-Bromofluorobenzene (S)	%	98	55-148	04/14/11 13:28	
Dibromofluoromethane (S)	%	98	82-115	04/14/11 13:28	
Toluene-d8 (S)	%	100	84-117	04/14/11 13:28	

LABORATORY CONTROL SAMPLE: 191725

Parameter	Units	Spike Conc.	LCS Result	LCS % Rec	% Rec Limits	Qualifiers
1,1,1-Trichloroethane	ug/kg	17.2	16.7	97	68-130	

Date: 04/21/2011 04:20 PM

REPORT OF LABORATORY ANALYSIS

Page 82 of 95

This report shall not be reproduced, except in full,
without the written consent of Pace Analytical Services, Inc..



QUALITY CONTROL DATA

Project: 103-82514/LES
Pace Project No.: 3529138

LABORATORY CONTROL SAMPLE: 191725

Parameter	Units	Spike Conc.	LCS Result	LCS % Rec	% Rec Limits	Qualifiers
1,1,2,2-Tetrachloroethane	ug/kg	17.2	16.6	96	70-130	
1,1,2-Trichloroethane	ug/kg	17.2	15.5	90	70-130	
1,1-Dichloroethane	ug/kg	17.2	16.5	96	69-130	
1,1-Dichloroethene	ug/kg	17.2	16.4	95	67-130	
1,2-Dichloroethane	ug/kg	17.2	15.6	91	70-130	
1,2-Dichloropropane	ug/kg	17.2	16.1	94	70-130	
Acrolein	ug/kg	172	165	96	37-163	
Acrylonitrile	ug/kg	172	165	96	70-130	
Benzene	ug/kg	17.2	16.1	94	70-130	
Bromodichloromethane	ug/kg	17.2	16.1	94	70-130	
Bromoform	ug/kg	17.2	15.7	91	70-130	
Bromomethane	ug/kg	17.2	17.0	99	42-156	
Carbon tetrachloride	ug/kg	17.2	16.2	94	65-132	
Chlorobenzene	ug/kg	17.2	15.9	92	70-130	
Chloroethane	ug/kg	17.2	15.4	90	56-146	
Chloroform	ug/kg	17.2	15.6	91	69-130	
Chloromethane	ug/kg	17.2	17.3	101	50-145	
cis-1,3-Dichloropropene	ug/kg	17.2	16.2	94	70-130	
Dibromochloromethane	ug/kg	17.2	16.5	96	70-130	
Ethylbenzene	ug/kg	17.2	16.2	94	70-130	
Methyl-tert-butyl ether	ug/kg	17.2	17.6	102	70-130	
Methylene Chloride	ug/kg	17.2	16.2	94	40-159	
Tetrachloroethene	ug/kg	17.2	16.6	97	63-130	
Toluene	ug/kg	17.2	16.3	95	70-130	
trans-1,2-Dichloroethene	ug/kg	17.2	16.4	96	70-130	
trans-1,3-Dichloropropene	ug/kg	17.2	16.5	96	70-130	
Trichloroethene	ug/kg	17.2	16.1	94	69-130	
Trichlorofluoromethane	ug/kg	17.2	14.7	86	67-130	
Vinyl chloride	ug/kg	17.2	15.6	91	67-130	
Xylene (Total)	ug/kg	51.5	48.2	94	70-130	
1,2-Dichloroethane-d4 (S)	%			97	80-131	
4-Bromofluorobenzene (S)	%			100	55-148	
Dibromofluoromethane (S)	%			99	82-115	
Toluene-d8 (S)	%			100	84-117	

MATRIX SPIKE & MATRIX SPIKE DUPLICATE: 191790 191791

Parameter	Units	3529138013		MS	MSD	MS Result	MSD Result	MS % Rec	MSD % Rec	% Rec Limits	Max RPD	Qual
		Result	Conc.	Spike Conc.	Spike Conc.							
1,1,1-Trichloroethane	ug/kg	4.9U	24	25.1	24.7	25.1	103	100	70-130	1	40	
1,1,2,2-Tetrachloroethane	ug/kg	4.5U	24	25.1	3.0U	3.1U	0	0	70-130		40	J(M1)
1,1,2-Trichloroethane	ug/kg	4.5U	24	25.1	19.2	13.5	80	54	70-130	35	40	J(M1)
1,1-Dichloroethane	ug/kg	4.9U	24	25.1	26.6	26.2	111	104	70-130	1	40	
1,1-Dichloroethene	ug/kg	4.5U	24	25.1	29.4	35.9	123	143	70-130	20	40	J(M1)
1,2-Dichloroethane	ug/kg	4.5U	24	25.1	22.6	22.8	94	91	70-130	.7	40	
1,2-Dichloropropane	ug/kg	4.5U	24	25.1	25.3	26.2	105	104	70-130	4	40	
Acrolein	ug/kg	62.9U	240	251	42.3U	44.3U	3	3	70-130		40	J(M1)

Date: 04/21/2011 04:20 PM

REPORT OF LABORATORY ANALYSIS

Page 83 of 95

This report shall not be reproduced, except in full,
without the written consent of Pace Analytical Services, Inc..



QUALITY CONTROL DATA

Project: 103-82514/LES
Pace Project No.: 3529138

Parameter	3529138013		MS		MSD		MS		MSD		% Rec Limits	RPD	Max RPD	Qual
	Units	Result	Spike Conc.	Spike Conc.	MS Result	MSD Result	MS % Rec	MSD % Rec						
Acrylonitrile	ug/kg	47.9U	240	251	223	221	93	88	70-130	.9	40			
Benzene	ug/kg	4.6U	24	25.1	24.0	24.4	86	84	70-130	1	40			
Bromodichloromethane	ug/kg	4.5U	24	25.1	22.1	20.3	92	81	70-130	8	40			
Bromoform	ug/kg	4.5U	24	25.1	21.8	22.4	91	89	70-130	2	40			
Bromomethane	ug/kg	4.5U	24	25.1	24.6	23.8	103	95	70-130	3	40			
Carbon tetrachloride	ug/kg	4.5U	24	25.1	23.3	23.6	97	94	70-130	1	40			
Chlorobenzene	ug/kg	4.5U	24	25.1	20.5	21.9	85	87	70-130	7	40			
Chloroethane	ug/kg	6.4U	24	25.1	25.1	25.3	105	101	70-130	.7	40			
Chloroform	ug/kg	5.3U	24	25.1	22.7	22.9	95	91	70-130	.8	40			
Chloromethane	ug/kg	5.0U	24	25.1	29.9	28.3	125	113	70-130	5	40			
cis-1,3-Dichloropropene	ug/kg	4.5U	24	25.1	21.5	21.5	90	86	70-130	.06	40			
Dibromochloromethane	ug/kg	4.5U	24	25.1	22.8	22.4	95	89	70-130	2	40			
Ethylbenzene	ug/kg	5.0U	24	25.1	20.1	21.3	80	81	70-130	6	40			
Methyl-tert-butyl ether	ug/kg	4.5U	24	25.1	28.1	28.9	117	115	70-130	3	40			
Methylene Chloride	ug/kg	10.8	24	25.1	24.0	24.2	55	53	70-130	.7	40	J(M1)		
Tetrachloroethene	ug/kg	4.5U	24	25.1	34.3	36.6	139	142	70-130	6	40	J(M1)		
Toluene	ug/kg	11.7	24	25.1	23.2	23.5	48	47	70-130	1	40	J(M1)		
trans-1,2-Dichloroethene	ug/kg	5.4U	24	25.1	25.2	24.9	105	99	70-130	1	40			
trans-1,3-Dichloropropene	ug/kg	4.5U	24	25.1	21.8	22.1	91	88	70-130	1	40			
Trichloroethene	ug/kg	5.0U	24	25.1	44.1	45.5	184	181	70-130	3	40	J(M1)		
Trichlorofluoromethane	ug/kg	4.9U	24	25.1	22.5	22.5	94	90	70-130	.08	40			
Vinyl chloride	ug/kg	4.8U	24	25.1	26.0	25.8	108	103	70-130	.7	40			
Xylene (Total)	ug/kg	9.2U	72	75.4	59.1	62.2	78	78	70-130	5	40			
1,2-Dichloroethane-d4 (S)	%						92	93	80-131					
4-Bromofluorobenzene (S)	%						104	101	55-148					
Dibromofluoromethane (S)	%						92	78	82-115			J(S0)		
Toluene-d8 (S)	%						100	99	84-117					

QUALITY CONTROL DATA

Project: 103-82514/LES
Pace Project No.: 3529138

QC Batch: MSV/2935 Analysis Method: EPA 8260
QC Batch Method: EPA 8260 Analysis Description: 8260 MSV 5030 Low
Associated Lab Samples: 3529138003, 3529138004

METHOD BLANK: 192582 Matrix: Solid

Associated Lab Samples: 3529138003, 3529138004

Parameter	Units	Blank Result	Reporting Limit	Analyzed	Qualifiers
Benzene	ug/kg	2.6U	5.0	04/15/11 16:13	
Bromodichloromethane	ug/kg	2.5U	5.0	04/15/11 16:13	
Carbon tetrachloride	ug/kg	2.5U	5.0	04/15/11 16:13	
Dibromochloromethane	ug/kg	2.5U	5.0	04/15/11 16:13	
Ethylbenzene	ug/kg	2.8U	5.0	04/15/11 16:13	
Methyl-tert-butyl ether	ug/kg	2.5U	5.0	04/15/11 16:13	
Tetrachloroethene	ug/kg	2.5U	5.0	04/15/11 16:13	
Toluene	ug/kg	2.7U	5.0	04/15/11 16:13	
Vinyl chloride	ug/kg	2.7U	5.0	04/15/11 16:13	
Xylene (Total)	ug/kg	5.1U	15.0	04/15/11 16:13	
1,2-Dichloroethane-d4 (S)	%	95	80-131	04/15/11 16:13	
4-Bromofluorobenzene (S)	%	100	55-148	04/15/11 16:13	
Dibromofluoromethane (S)	%	95	82-115	04/15/11 16:13	
Toluene-d8 (S)	%	100	84-117	04/15/11 16:13	

LABORATORY CONTROL SAMPLE: 192583

Parameter	Units	Spike Conc.	LCS Result	LCS % Rec	% Rec Limits	Qualifiers
Benzene	ug/kg	20	18.0	90	70-130	
Bromodichloromethane	ug/kg	20	18.3	91	70-130	
Carbon tetrachloride	ug/kg	20	18.6	93	65-132	
Dibromochloromethane	ug/kg	20	18.8	94	70-130	
Ethylbenzene	ug/kg	20	17.4	87	70-130	
Methyl-tert-butyl ether	ug/kg	20	21.6	108	70-130	
Tetrachloroethene	ug/kg	20	19.0	95	63-130	
Toluene	ug/kg	20	17.6	88	70-130	
Vinyl chloride	ug/kg	20	18.5	93	67-130	
Xylene (Total)	ug/kg	60	51.4	86	70-130	
1,2-Dichloroethane-d4 (S)	%			97	80-131	
4-Bromofluorobenzene (S)	%			102	55-148	
Dibromofluoromethane (S)	%			103	82-115	
Toluene-d8 (S)	%			101	84-117	

MATRIX SPIKE & MATRIX SPIKE DUPLICATE: 193394 193395

Parameter	Units	3529237006 Result	MS Spike Conc.	MSD Spike Conc.	MS Result	MSD Result	MS % Rec	MSD % Rec	% Rec Limits	RPD	Max RPD	Qual
1,1,1-Trichloroethane	ug/kg	2.8U	23.4	27.9	19.6	16.4	84	59	70-130	18	40	
1,1,2,2-Tetrachloroethane	ug/kg	2.5U	23.4	27.9	16.9	15.3	72	55	70-130	10	40	
1,1,2-Trichloroethane	ug/kg	2.5U	23.4	27.9	19.7	17.5	84	63	70-130	12	40	

Date: 04/21/2011 04:20 PM

REPORT OF LABORATORY ANALYSIS

Page 85 of 95

This report shall not be reproduced, except in full,
without the written consent of Pace Analytical Services, Inc..



QUALITY CONTROL DATA

Project: 103-82514/LES
Pace Project No.: 3529138

Parameter	3529237006		MS	MSD	193395		MS	MSD	% Rec	MSD	% Rec	% Rec	Max	Qual
	Units	Result	Spike Conc.	Spike Conc.	Result	Result	% Rec	% Rec	Limits	RPD	RPD	RPD		
1,1-Dichloroethane	ug/kg	2.7U	23.4	27.9	20.3	16.7	86	60	70-130	19	40		40	
1,1-Dichloroethene	ug/kg	2.5U	23.4	27.9	19.1	14.1	82	50	70-130	31	40		40	
1,2-Dichloroethane	ug/kg	2.5U	23.4	27.9	19.9	18.3	85	66	70-130	9	40		40	
1,2-Dichloropropane	ug/kg	2.5U	23.4	27.9	19.6	17.3	84	62	70-130	12	40		40	
Acrolein	ug/kg	35.5U	234	279	41.3U	49.1U	11	0	70-130		40		40	
Acrylonitrile	ug/kg	27.1U	234	279	203	203	87	73	70-130	.1	40		40	
Benzene	ug/kg	2.6U	23.4	27.9	18.4	15.4	78	55	70-130	18	40		40	
Bromodichloromethane	ug/kg	2.5U	23.4	27.9	18.1	16.5	77	59	70-130	9	40		40	
Bromoform	ug/kg	2.5U	23.4	27.9	16.0	11.9	68	43	70-130	30	40		40	
Bromomethane	ug/kg	2.5U	23.4	27.9	21.0	4.9I	90	17	70-130		40		40	
Carbon tetrachloride	ug/kg	2.5U	23.4	27.9	17.0	12.0	72	43	70-130	35	40		40	
Chlorobenzene	ug/kg	2.5U	23.4	27.9	14.7	8.9	63	32	70-130	49	40		40	
Chloroethane	ug/kg	3.6U	23.4	27.9	21.8	13.1	93	47	70-130	50	40		40	
Chloroform	ug/kg	3.0U	23.4	27.9	18.6	16.4	79	59	70-130	12	40		40	
Chloromethane	ug/kg	2.8U	23.4	27.9	22.5	12.6	96	45	70-130	56	40		40	
cis-1,3-Dichloropropene	ug/kg	2.5U	23.4	27.9	15.2	3.5U	65	4	70-130		40		40	
Dibromochloromethane	ug/kg	2.5U	23.4	27.9	17.3	14.9	74	53	70-130	15	40		40	
Ethylbenzene	ug/kg	2.9U	23.4	27.9	15.6	10.5	66	38	70-130	39	40		40	
Methyl-tert-butyl ether	ug/kg	2.5U	23.4	27.9	21.8	26.1	93	94	70-130	18	40		40	
Methylene Chloride	ug/kg	2.5U	23.4	27.9	20.4	18.7	87	67	70-130	8	40		40	
Tetrachloroethene	ug/kg	2.5U	23.4	27.9	19.2	16.8	82	60	70-130	13	40		40	
Toluene	ug/kg	2.7U	23.4	27.9	16.6	11.9	70	42	70-130	33	40		40	
trans-1,2-Dichloroethene	ug/kg	3.1U	23.4	27.9	18.4	11.9	79	43	70-130	43	40		40	
trans-1,3-Dichloropropene	ug/kg	2.5U	23.4	27.9	14.9	3.5U	63	4	70-130		40		40	
Trichloroethene	ug/kg	2.8U	23.4	27.9	17.3	12.3	74	44	70-130	33	40		40	
Trichlorofluoromethane	ug/kg	2.7U	23.4	27.9	18.6	13.8	79	49	70-130	30	40		40	
Vinyl chloride	ug/kg	2.7U	23.4	27.9	20.7	11.9	88	43	70-130	54	40		40	
Xylene (Total)	ug/kg	5.2U	70.3	83.6	45.2	30.1	64	36	70-130	40	40		40	
1,2-Dichloroethane-d4 (S)	%						97	96	80-131					
4-Bromofluorobenzene (S)	%						100	100	55-148					
Dibromofluoromethane (S)	%						100	97	82-115					
Toluene-d8 (S)	%						100	99	84-117					

QUALITY CONTROL DATA

Project: 103-82514/LES
Pace Project No.: 3529138

QC Batch: MSV/2950 Analysis Method: EPA 8260
QC Batch Method: EPA 8260 Analysis Description: 8260 MSV 5030 Low
Associated Lab Samples: 3529138005, 3529138007, 3529138009, 3529138010

METHOD BLANK: 193671 Matrix: Solid
Associated Lab Samples: 3529138005, 3529138007, 3529138009, 3529138010

Parameter	Units	Blank Result	Reporting Limit	Analyzed	Qualifiers
1,1,1-Trichloroethane	ug/kg	2.4U	4.4	04/19/11 11:27	
1,1,2,2-Tetrachloroethane	ug/kg	2.2U	4.4	04/19/11 11:27	
1,1,2-Trichloroethane	ug/kg	2.2U	4.4	04/19/11 11:27	
1,1-Dichloroethane	ug/kg	2.4U	4.4	04/19/11 11:27	
1,1-Dichloroethene	ug/kg	2.2U	4.4	04/19/11 11:27	
1,2-Dichloroethane	ug/kg	2.2U	4.4	04/19/11 11:27	
1,2-Dichloropropane	ug/kg	2.2U	4.4	04/19/11 11:27	
Acrolein	ug/kg	31.2U	44.2	04/19/11 11:27	
Acrylonitrile	ug/kg	23.7U	44.2	04/19/11 11:27	
Benzene	ug/kg	2.3U	4.4	04/19/11 11:27	
Bromodichloromethane	ug/kg	2.2U	4.4	04/19/11 11:27	
Bromoform	ug/kg	2.2U	4.4	04/19/11 11:27	
Bromomethane	ug/kg	2.2U	4.4	04/19/11 11:27	
Carbon tetrachloride	ug/kg	2.2U	4.4	04/19/11 11:27	
Chlorobenzene	ug/kg	2.2U	4.4	04/19/11 11:27	
Chloroethane	ug/kg	3.2U	4.4	04/19/11 11:27	
Chloroform	ug/kg	2.6U	4.4	04/19/11 11:27	
Chloromethane	ug/kg	2.5U	4.4	04/19/11 11:27	
cis-1,3-Dichloropropene	ug/kg	2.2U	4.4	04/19/11 11:27	
Dibromochloromethane	ug/kg	2.2U	4.4	04/19/11 11:27	
Ethylbenzene	ug/kg	2.5U	4.4	04/19/11 11:27	
Methyl-tert-butyl ether	ug/kg	2.2U	4.4	04/19/11 11:27	
Methylene Chloride	ug/kg	2.2U	4.4	04/19/11 11:27	
Tetrachloroethene	ug/kg	2.2U	4.4	04/19/11 11:27	
Toluene	ug/kg	2.4U	4.4	04/19/11 11:27	
trans-1,2-Dichloroethene	ug/kg	2.7U	4.4	04/19/11 11:27	
trans-1,3-Dichloropropene	ug/kg	2.2U	4.4	04/19/11 11:27	
Trichloroethene	ug/kg	2.5U	4.4	04/19/11 11:27	
Trichlorofluoromethane	ug/kg	2.4U	4.4	04/19/11 11:27	
Vinyl chloride	ug/kg	2.4U	4.4	04/19/11 11:27	
Xylene (Total)	ug/kg	4.5U	13.3	04/19/11 11:27	
1,2-Dichloroethane-d4 (S)	%	96	80-131	04/19/11 11:27	
4-Bromofluorobenzene (S)	%	100	55-148	04/19/11 11:27	
Dibromofluoromethane (S)	%	99	82-115	04/19/11 11:27	
Toluene-d8 (S)	%	99	84-117	04/19/11 11:27	

LABORATORY CONTROL SAMPLE: 193672

Parameter	Units	Spike Conc.	LCS Result	LCS % Rec	% Rec Limits	Qualifiers
1,1,1-Trichloroethane	ug/kg	16.6	16.3	98	68-130	
1,1,2,2-Tetrachloroethane	ug/kg	16.6	15.7	94	70-130	

Date: 04/21/2011 04:20 PM

REPORT OF LABORATORY ANALYSIS

This report shall not be reproduced, except in full,
without the written consent of Pace Analytical Services, Inc..



QUALITY CONTROL DATA

Project: 103-82514/LES
Pace Project No.: 3529138

LABORATORY CONTROL SAMPLE: 193672

Parameter	Units	Spike Conc.	LCS Result	LCS % Rec	% Rec Limits	Qualifiers
1,1,2-Trichloroethane	ug/kg	16.6	14.6	88	70-130	
1,1-Dichloroethane	ug/kg	16.6	15.8	95	69-130	
1,1-Dichloroethene	ug/kg	16.6	16.2	98	67-130	
1,2-Dichloroethane	ug/kg	16.6	15.4	93	70-130	
1,2-Dichloropropane	ug/kg	16.6	15.3	92	70-130	
Acrolein	ug/kg	166	143	86	37-163	
Acrylonitrile	ug/kg	166	165	99	70-130	
Benzene	ug/kg	16.6	15.0	90	70-130	
Bromodichloromethane	ug/kg	16.6	15.6	94	70-130	
Bromoform	ug/kg	16.6	16.0	97	70-130	
Bromomethane	ug/kg	16.6	17.5	106	42-156	
Carbon tetrachloride	ug/kg	16.6	15.9	96	65-132	
Chlorobenzene	ug/kg	16.6	15.0	90	70-130	
Chloroethane	ug/kg	16.6	14.7	89	56-146	
Chloroform	ug/kg	16.6	15.0	90	69-130	
Chloromethane	ug/kg	16.6	15.0	90	50-145	
cis-1,3-Dichloropropene	ug/kg	16.6	15.1	91	70-130	
Dibromochloromethane	ug/kg	16.6	15.8	95	70-130	
Ethylbenzene	ug/kg	16.6	14.6	88	70-130	
Methyl-tert-butyl ether	ug/kg	16.6	17.7	107	70-130	
Methylene Chloride	ug/kg	16.6	17.1	103	40-159	
Tetrachloroethene	ug/kg	16.6	18.0	109	63-130	
Toluene	ug/kg	16.6	14.6	88	70-130	
trans-1,2-Dichloroethene	ug/kg	16.6	15.6	94	70-130	
trans-1,3-Dichloropropene	ug/kg	16.6	15.3	93	70-130	
Trichloroethene	ug/kg	16.6	14.8	89	69-130	
Trichlorofluoromethane	ug/kg	16.6	14.9	90	67-130	
Vinyl chloride	ug/kg	16.6	15.2	91	67-130	
Xylene (Total)	ug/kg	49.8	44.2	89	70-130	
1,2-Dichloroethane-d4 (S)	%			98	80-131	
4-Bromofluorobenzene (S)	%			102	55-148	
Dibromofluoromethane (S)	%			100	82-115	
Toluene-d8 (S)	%			101	84-117	

MATRIX SPIKE & MATRIX SPIKE DUPLICATE: 193673 193674

Parameter	Units	3529138005		MS		MSD		MS % Rec	MSD % Rec	% Rec Limits	RPD	Max RPD	Qual
		Result	Conc.	Spike Conc.	Spike Conc.	Result	Result						
1,1,1-Trichloroethane	ug/kg	2.0U	10.4	10.4	23.9	10.7	24.6	103	103	70-130	79	40	
1,1,2,2-Tetrachloroethane	ug/kg	1.8U	10.4	10.4	23.9	10.3	20.6	99	87	70-130	67	40	
1,1,2-Trichloroethane	ug/kg	1.8U	10.4	10.4	23.9	10.3	22.3	99	94	70-130	74	40	
1,1-Dichloroethane	ug/kg	2.0U	10.4	10.4	23.9	10.8	25.0	104	105	70-130	79	40	
1,1-Dichloroethene	ug/kg	1.8U	10.4	10.4	23.9	11.1	26.1	107	109	70-130	81	40	
1,2-Dichloroethane	ug/kg	1.8U	10.4	10.4	23.9	10.3	22.9	99	96	70-130	76	40	
1,2-Dichloropropane	ug/kg	1.8U	10.4	10.4	23.9	10.6	24.2	102	101	70-130	78	40	
Acrolein	ug/kg	25.2U	104	104	239	51.7	42.1U	50	.7	70-130		40	J(M1)
Acrylonitrile	ug/kg	19.2U	104	104	239	87.7	193	84	81	70-130	75	40	

Date: 04/21/2011 04:20 PM

REPORT OF LABORATORY ANALYSIS

Page 88 of 95

This report shall not be reproduced, except in full,
without the written consent of Pace Analytical Services, Inc..



QUALITY CONTROL DATA

Project: 103-82514/LES
Pace Project No.: 3529138

MATRIX SPIKE & MATRIX SPIKE DUPLICATE: 193673 193674												
Parameter	Units	3529138005	MS	MSD	MS	MSD	MS	MSD	% Rec	% Rec	Max	Qual
		Result	Spike Conc.	Spike Conc.	Result	Result	Result	Result	Limits	RPD	RPD	
Benzene	ug/kg	1.8U	10.4	23.9	10.2	14.8	98	62	70-130	37	40	
Bromodichloromethane	ug/kg	1.8U	10.4	23.9	10.6	23.8	102	100	70-130	77	40	
Bromoform	ug/kg	1.8U	10.4	23.9	9.3	20.0	89	84	70-130	73	40	
Bromomethane	ug/kg	1.8U	10.4	23.9	12.4	25.8	119	108	70-130	70	40	
Carbon tetrachloride	ug/kg	1.8U	10.4	23.9	10.3	24.1	99	101	70-130	80	40	
Chlorobenzene	ug/kg	1.8U	10.4	23.9	10.5	19.7	101	82	70-130	61	40	
Chloroethane	ug/kg	2.6U	10.4	23.9	10.8	23.7	104	100	70-130	75	40	
Chloroform	ug/kg	2.1U	10.4	23.9	10.3	23.5	99	98	70-130	78	40	
Chloromethane	ug/kg	2.0U	10.4	23.9	11.7	25.8	112	108	70-130	75	40	
cis-1,3-Dichloropropene	ug/kg	1.8U	10.4	23.9	10.1	21.2	97	89	70-130	71	40	
Dibromochloromethane	ug/kg	1.8U	10.4	23.9	9.9	22.7	95	95	70-130	79	40	
Ethylbenzene	ug/kg	2.0U	10.4	23.9	9.9	20.7	94	86	70-130	70	40	
Methyl-tert-butyl ether	ug/kg	1.8U	10.4	23.9	10	23.0	96	96	70-130	79	40	
Methylene Chloride	ug/kg	1.8U	10.4	23.9	10.2	23.1	98	97	70-130	78	40	
Tetrachloroethene	ug/kg	1.8U	10.4	23.9	11.3	32.0	109	134	70-130	96	40	
Toluene	ug/kg	1.9U	10.4	23.9	10.7	19.1	99	78	70-130	56	40	
trans-1,2-Dichloroethene	ug/kg	2.2U	10.4	23.9	10.6	25.2	102	106	70-130	81	40	
trans-1,3-Dichloropropene	ug/kg	1.8U	10.4	23.9	9.9	19.9	95	84	70-130	67	40	
Trichloroethene	ug/kg	2.0U	10.4	23.9	10.7	24.6	103	103	70-130	79	40	
Trichlorofluoromethane	ug/kg	1.9U	10.4	23.9	10.9	25.5	105	107	70-130	81	40	
Vinyl chloride	ug/kg	1.9U	10.4	23.9	10.9	24.8	105	104	70-130	78	40	
Xylene (Total)	ug/kg	3.7U	31.1	71.6	29.9	55.6	95	77	70-130	60	40	
1,2-Dichloroethane-d4 (S)	%						94	94	80-131			
4-Bromofluorobenzene (S)	%						98	101	55-148			
Dibromofluoromethane (S)	%						97	99	82-115			
Toluene-d8 (S)	%						99	103	84-117			

QUALITY CONTROL DATA

Project: 103-82514/LES
Pace Project No.: 3529138

QC Batch: MSV/2931 Analysis Method: EPA 8260
QC Batch Method: EPA 8260 Analysis Description: 8260 MSV
Associated Lab Samples: 3529138017, 3529138018, 3529138019, 3529138020, 3529138021, 3529138022, 3529138023, 3529138024

METHOD BLANK: 192249 Matrix: Water
Associated Lab Samples: 3529138017, 3529138018, 3529138019, 3529138020, 3529138021, 3529138022, 3529138023, 3529138024

Parameter	Units	Blank Result	Reporting Limit	Analyzed	Qualifiers
1,1,1-Trichloroethane	ug/L	0.50U	1.0	04/15/11 11:39	
1,1,2,2-Tetrachloroethane	ug/L	0.18U	0.50	04/15/11 11:39	
1,1,2-Trichloroethane	ug/L	0.50U	1.0	04/15/11 11:39	
1,1-Dichloroethane	ug/L	0.50U	1.0	04/15/11 11:39	
1,1-Dichloroethene	ug/L	0.50U	1.0	04/15/11 11:39	
1,2-Dichloroethane	ug/L	0.50U	1.0	04/15/11 11:39	
1,2-Dichloropropane	ug/L	0.50U	1.0	04/15/11 11:39	
2-Chloroethylvinyl ether	ug/L	0.50U	1.0	04/15/11 11:39	
Acrolein	ug/L	10.0U	20.0	04/15/11 11:39	
Acrylonitrile	ug/L	5.0U	10.0	04/15/11 11:39	
Benzene	ug/L	0.50U	1.0	04/15/11 11:39	
Bromodichloromethane	ug/L	0.27U	0.60	04/15/11 11:39	
Bromoform	ug/L	0.50U	1.0	04/15/11 11:39	
Bromomethane	ug/L	0.50U	1.0	04/15/11 11:39	
Carbon tetrachloride	ug/L	0.50U	1.0	04/15/11 11:39	
Chlorobenzene	ug/L	0.50U	1.0	04/15/11 11:39	
Chloroethane	ug/L	0.50U	1.0	04/15/11 11:39	
Chloroform	ug/L	0.50U	1.0	04/15/11 11:39	
Chloromethane	ug/L	0.62U	1.0	04/15/11 11:39	
cis-1,3-Dichloropropene	ug/L	0.25U	0.50	04/15/11 11:39	
Dibromochloromethane	ug/L	0.26U	0.50	04/15/11 11:39	
Ethylbenzene	ug/L	0.50U	1.0	04/15/11 11:39	
Methyl-tert-butyl ether	ug/L	0.50U	1.0	04/15/11 11:39	
Methylene Chloride	ug/L	2.5U	5.0	04/15/11 11:39	
Tetrachloroethene	ug/L	0.50U	1.0	04/15/11 11:39	
Toluene	ug/L	0.50U	1.0	04/15/11 11:39	
trans-1,2-Dichloroethene	ug/L	0.50U	1.0	04/15/11 11:39	
trans-1,3-Dichloropropene	ug/L	0.25U	0.50	04/15/11 11:39	
Trichloroethene	ug/L	0.50U	1.0	04/15/11 11:39	
Trichlorofluoromethane	ug/L	0.50U	1.0	04/15/11 11:39	
Vinyl chloride	ug/L	0.50U	1.0	04/15/11 11:39	
Xylene (Total)	ug/L	0.50U	1.0	04/15/11 11:39	
1,2-Dichloroethane-d4 (S)	%	92	86-125	04/15/11 11:39	
4-Bromofluorobenzene (S)	%	104	70-114	04/15/11 11:39	
Dibromofluoromethane (S)	%	95	88-117	04/15/11 11:39	
Toluene-d8 (S)	%	102	87-113	04/15/11 11:39	

LABORATORY CONTROL SAMPLE: 192250

Parameter	Units	Spike Conc.	LCS Result	LCS % Rec	% Rec Limits	Qualifiers
1,1,1-Trichloroethane	ug/L	20	19.4	97	80-120	

Date: 04/21/2011 04:20 PM

REPORT OF LABORATORY ANALYSIS

Page 90 of 95

This report shall not be reproduced, except in full,
without the written consent of Pace Analytical Services, Inc..



QUALITY CONTROL DATA

Project: 103-82514/LES
Pace Project No.: 3529138

LABORATORY CONTROL SAMPLE: 192250

Parameter	Units	Spike Conc.	LCS Result	LCS % Rec	% Rec Limits	Qualifiers
1,1,2,2-Tetrachloroethane	ug/L	20	21.4	107	72-127	
1,1,2-Trichloroethane	ug/L	20	19.7	99	80-121	
1,1-Dichloroethane	ug/L	20	16.7	84	80-122	
1,1-Dichloroethene	ug/L	20	19.7	98	74-114	
1,2-Dichloroethane	ug/L	20	19.7	98	80-120	
1,2-Dichloropropane	ug/L	20	18.8	94	80-120	
2-Chloroethylvinyl ether	ug/L	20	18.8	94	77-123	
Acrolein	ug/L	200	220	110	44-170	
Acrylonitrile	ug/L	200	203	101	77-128	
Benzene	ug/L	20	19.1	95	80-123	
Bromodichloromethane	ug/L	20	17.9	90	80-123	
Bromoform	ug/L	20	18.0	90	68-121	
Bromomethane	ug/L	20	19.5	97	38-179	
Carbon tetrachloride	ug/L	20	17.3	87	79-122	
Chlorobenzene	ug/L	20	18.6	93	80-120	
Chloroethane	ug/L	20	16.8	84	59-149	
Chloroform	ug/L	20	18.1	91	79-120	
Chloromethane	ug/L	20	17.7	88	68-140	
cis-1,3-Dichloropropene	ug/L	20	18.3	91	80-126	
Dibromochloromethane	ug/L	20	18.4	92	76-122	
Ethylbenzene	ug/L	20	18.3	91	80-120	
Methyl-tert-butyl ether	ug/L	20	21.9	109	74-125	
Methylene Chloride	ug/L	20	19.5	98	75-127	
Tetrachloroethene	ug/L	20	18.8	94	66-133	
Toluene	ug/L	20	18.5	92	80-117	
trans-1,2-Dichloroethene	ug/L	20	19.2	96	80-122	
trans-1,3-Dichloropropene	ug/L	20	18.3	91	80-122	
Trichloroethene	ug/L	20	18.8	94	80-120	
Trichlorofluoromethane	ug/L	20	18.3	91	72-131	
Vinyl chloride	ug/L	20	19.1	96	69-140	
Xylene (Total)	ug/L	60	52.1	87	80-120	
1,2-Dichloroethane-d4 (S)	%			95	86-125	
4-Bromofluorobenzene (S)	%			102	70-114	
Dibromofluoromethane (S)	%			98	88-117	
Toluene-d8 (S)	%			99	87-113	

MATRIX SPIKE & MATRIX SPIKE DUPLICATE: 192281 192282

Parameter	Units	3528736001 Result	MS	MSD	MS Result	MSD Result	MS % Rec	MSD % Rec	% Rec Limits	Max RPD	Qual
			Spike Conc.	Spike Conc.							
1,1,1-Trichloroethane	ug/L	0.50U	20	20	19.2	19.9	96	99	70-130	3	40
1,1,2,2-Tetrachloroethane	ug/L	0.18U	20	20	20.6	19.3	103	97	70-130	7	40
1,1,2-Trichloroethane	ug/L	0.50U	20	20	18.7	18.1	94	91	70-130	3	40
1,1-Dichloroethane	ug/L	0.50U	20	20	17.4	16.9	87	85	70-130	3	40
1,1-Dichloroethene	ug/L	0.50U	20	20	18.9	19.7	95	98	70-130	4	40
1,2-Dichloroethane	ug/L	0.50U	20	20	19.4	18.5	97	92	70-130	5	40
1,2-Dichloropropane	ug/L	0.50U	20	20	19.0	17.6	95	88	70-130	7	40

Date: 04/21/2011 04:20 PM

REPORT OF LABORATORY ANALYSIS

Page 91 of 95

This report shall not be reproduced, except in full,
without the written consent of Pace Analytical Services, Inc..



QUALITY CONTROL DATA

Project: 103-82514/LES
Pace Project No.: 3529138

Parameter	3528736001		MS		MSD		MS		MSD		% Rec Limits	Max RPD	Qual
	Units	Result	Spike Conc.	Spike Conc.	Result	Result	% Rec	% Rec					
2-Chloroethylvinyl ether	ug/L	0.50U	20	20	19.0	17.6	95	88	70-130	7	40		
Acrolein	ug/L	10.0U	200	200	151	146	75	73	70-130	3	40		
Acrylonitrile	ug/L	5.0U	200	200	202	183	101	92	70-130	10	40		
Benzene	ug/L	0.50U	20	20	18.9	18.8	94	94	70-130	.4	40		
Bromodichloromethane	ug/L	0.27U	20	20	16.6	16.7	83	83	70-130	.4	40		
Bromoform	ug/L	0.50U	20	20	15.3	14.9	76	75	70-130	2	40		
Bromomethane	ug/L	0.50U	20	20	14.8	17.2	74	86	70-130	15	40		
Carbon tetrachloride	ug/L	0.50U	20	20	15.3	16.7	76	84	70-130	9	40		
Chlorobenzene	ug/L	0.50U	20	20	17.4	18.0	87	90	70-130	4	40		
Chloroethane	ug/L	0.50U	20	20	19.0	20.1	95	101	70-130	6	40		
Chloroform	ug/L	0.50U	20	20	17.6	17.9	88	89	70-130	1	40		
Chloromethane	ug/L	0.62U	20	20	19.1	20.3	96	101	70-130	6	40		
cis-1,3-Dichloropropene	ug/L	0.25U	20	20	16.4	16.3	82	82	70-130	.3	40		
Dibromochloromethane	ug/L	0.26U	20	20	16.5	15.7	82	78	70-130	5	40		
Ethylbenzene	ug/L	0.50U	20	20	17.4	18.4	87	92	70-130	6	40		
Methyl-tert-butyl ether	ug/L	0.50U	20	20	20.4	20.6	102	103	70-130	1	40		
Methylene Chloride	ug/L	2.5U	20	20	19.5	18.6	97	93	70-130	5	40		
Tetrachloroethene	ug/L	0.50U	20	20	15.0	17.6	75	88	70-130	16	40		
Toluene	ug/L	0.50U	20	20	17.7	18.5	89	92	70-130	4	40		
trans-1,2-Dichloroethene	ug/L	0.50U	20	20	18.1	18.0	90	90	70-130	.3	40		
trans-1,3-Dichloropropene	ug/L	0.25U	20	20	16.5	16.7	83	84	70-130	1	40		
Trichloroethene	ug/L	0.50U	20	20	17.4	18.5	87	93	70-130	6	40		
Trichlorofluoromethane	ug/L	0.50U	20	20	17.9	21.4	90	107	70-130	17	40		
Vinyl chloride	ug/L	0.50U	20	20	19.8	21.6	99	108	70-130	9	40		
Xylene (Total)	ug/L	0.50U	60	60	47.7	50.8	80	85	70-130	6	40		
1,2-Dichloroethane-d4 (S)	%						100	100	86-125				
4-Bromofluorobenzene (S)	%						103	106	70-114				
Dibromofluoromethane (S)	%						99	99	88-117				
Toluene-d8 (S)	%						99	100	87-113				

QUALITY CONTROL DATA

Project: 103-82514/LES
Pace Project No.: 3529138

QC Batch: WET/8139 Analysis Method: ASTM D2974-87
QC Batch Method: ASTM D2974-87 Analysis Description: Dry Weight/Percent Moisture
Associated Lab Samples: 3529138001, 3529138002, 3529138003, 3529138004, 3529138005, 3529138006, 3529138007, 3529138008, 3529138009, 3529138010, 3529138011, 3529138012, 3529138013, 3529138014, 3529138015, 3529138016, 3529138025

SAMPLE DUPLICATE: 192591

Parameter	Units	3528998001 Result	Dup Result	RPD	Max RPD	Qualifiers
Percent Moisture	%	31.7	31.8	.2	10	

SAMPLE DUPLICATE: 192592

Parameter	Units	3529070007 Result	Dup Result	RPD	Max RPD	Qualifiers
Percent Moisture	%	99.5	99.5	.02	10	

SAMPLE DUPLICATE: 192593

Parameter	Units	3529138006 Result	Dup Result	RPD	Max RPD	Qualifiers
Percent Moisture	%	12.7	11.5	10	10	

SAMPLE DUPLICATE: 192594

Parameter	Units	3529138016 Result	Dup Result	RPD	Max RPD	Qualifiers
Percent Moisture	%	14.5	14.5	.2	10	

SAMPLE DUPLICATE: 192595

Parameter	Units	3529228001 Result	Dup Result	RPD	Max RPD	Qualifiers
Percent Moisture	%	98.4	98.4	.006	10	

SAMPLE DUPLICATE: 192596

Parameter	Units	3529266004 Result	Dup Result	RPD	Max RPD	Qualifiers
Percent Moisture	%	9.2	10.5	14	10	J(D6)

SAMPLE DUPLICATE: 192597

Parameter	Units	3529266015 Result	Dup Result	RPD	Max RPD	Qualifiers
Percent Moisture	%	18.6	18.7	.2	10	



Pace Analytical Services, Inc.
8 East Tower Circle
Ormond Beach, FL 32174
(386)672-5668

QUALITY CONTROL DATA

Project: 103-82514/LES
Pace Project No.: 3529138

SAMPLE DUPLICATE: 192598

Parameter	Units	3529266026 Result	Dup Result	RPD	Max RPD	Qualifiers
Percent Moisture	%	15.6	16.1	3	10	



QUALIFIERS

Project: 103-82514/LES
Pace Project No.: 3529138

DEFINITIONS

DF - Dilution Factor, if reported, represents the factor applied to the reported data due to changes in sample preparation, dilution of the sample aliquot, or moisture content.

ND - Not Detected at or above adjusted reporting limit.

MDL - Adjusted Method Detection Limit.

S - Surrogate

1,2-Diphenylhydrazine (8270 listed analyte) decomposes to Azobenzene.

Consistent with EPA guidelines, unrounded data are displayed and have been used to calculate % recovery and RPD values.

LCS(D) - Laboratory Control Sample (Duplicate)

MS(D) - Matrix Spike (Duplicate)

DUP - Sample Duplicate

RPD - Relative Percent Difference

NC - Not Calculable.

SG - Silica Gel - Clean-Up

U - Indicates the compound was analyzed for, but not detected.

N-Nitrosodiphenylamine decomposes and cannot be separated from Diphenylamine using Method 8270. The result reported for each analyte is a combined concentration.

Pace Analytical is NELAP accredited. Contact your Pace PM for the current list of accredited analytes.

LABORATORIES

PASI-O Pace Analytical Services - Ormond Beach

ANALYTE QUALIFIERS

I The reported value is between the laboratory method detection limit and the laboratory practical quantitation limit.

1p Sample could not be reported by method 5035 criteria due to matrix interference. Therefore, sample was analyzed under method 5030. Sample analyzed from soil jar after 48 hours from collection.

C0 Result confirmed by second analysis.

D3 Sample was diluted due to the presence of high levels of non-target analytes or other matrix interference.

D4 Sample was diluted due to the presence of high levels of target analytes.

J(D6) Estimated Value. The relative percent difference (RPD) between the sample and sample duplicate exceeded laboratory control limits.

J(IS) Estimated Value. The internal standard recovery associated with this result exceeds the lower control limit. The reported result should be considered an estimated value.

J(L0) Estimated Value. Analyte recovery in the laboratory control sample (LCS) was outside QC limits.

J(M1) Estimated Value. Matrix spike recovery exceeded QC limits. Batch accepted based on laboratory control sample (LCS) recovery.

J(S0) Estimated Value. Surrogate recovery outside laboratory control limits.

S4 Surrogate recovery not evaluated against control limits due to sample dilution.

Z3 Methylene chloride is a common laboratory contaminant. Results for this analyte should be considered estimated unless the amount found in the sample is 3 to 5 times higher than that found in the method blank.



CHAIN-OF-CUSTODY / Analytical Request Document

The Chain-of-Custody is a LEGAL DOCUMENT. All relevant fields must be completed accurately.

3529138

Section A Required Client Information:

Section B Required Project Information:

Section C Invoice Information:

Page: 1 of 4

1468509

Form fields for client and project information including Company: Golder Associates, Report To: Kirk Blevins, Address: 9428 Baymeadows Rd. Jacksonville, FL, Project Name: LES, Project Number: 103-82514, and Regulatory Agency information.

Main data table with columns for Item #, Matrix Codes, Sample ID, Date/Time, Preservatives, Analysis Test, and Pace Project No./Lab I.D. Contains 12 rows of sample data.

Table for transfer information with columns: Additional Comments, Relinquished by / Affiliation, Date, Time, Accepted by / Affiliation, Date, Time, Sample Conditions. Includes handwritten entries for Blaine Halcomb and Bob Dwyer.

Signature and date fields for the sampler, including 'SAMPLER NAME AND SIGNATURE', 'PRINT Name of SAMPLER:', 'SIGNATURE of SAMPLER:', and 'DATE Signed (MM/DD/YY):'

ORIGINAL

*Important Note: By signing this form you are accepting Pace's NET 30 day payment terms and agreeing to late charges of 1.5% per month for any invoices not paid within 30 days.



CHAIN-OF-CUSTODY / Analytical Request Document

The Chain-of-Custody is a LEGAL DOCUMENT. All relevant fields must be completed accurately.

3529138

Section A: Required Client Information (Company: Golden Associates, Address: 9428 Baymeadows Rd Ste 400, Jax, FL 32256); Section B: Required Project Information (Report To: Kirk Blevins, Project Name: LES, Project Number: 103-82514); Section C: Invoice Information (REGULATORY AGENCY, NPDES, UST, RCRA, OTHER); Site Location: FL

Table with columns: ITEM #, Matrix Codes, COLLECTED (DATE, TIME), PRESERVATIVES, ANALYSIS TEST (H2SO4, HNO3, HCl, NaOH, Na2S2O3, Methanol, Other), Residual Chlorine (Y/N), Pace Project No./ Lab I.D. Rows 1-12 with sample IDs SB-3-2 to SB-7-2.

Table with columns: ADDITIONAL COMMENTS, RELINQUISHED BY / AFFILIATION, DATE, TIME, ACCEPTED BY / AFFILIATION, DATE, TIME, SAMPLE CONDITIONS. Includes handwritten signatures and dates.

ORIGINAL

SAMPLER NAME AND SIGNATURE, PRINT Name of SAMPLER, SIGNATURE of SAMPLER, DATE Signed (MM/DD/YY), Temp in °C, Received on Ice (Y/N), Custody Sealed Cooler (Y/N), Samples Intact (Y/N)

*Important Note: By signing this form you are accepting Pace's NET 30 day payment terms and agreeing to late charges of 1.5% per month for any invoices not paid within 30 days.

CHAIN-OF-CUSTODY / Analytical Request Document

The Chain-of-Custody is a LEGAL DOCUMENT. All relevant fields must be completed accurately.

3529138

Section A
Required Client Information:

Company: Golder Associates
Address: 9428 Baymeadows Rd Ste. 400
Jax, FL 32256
Email To: Kirk-Blevins@golder.com
Phone: 904-363-3430 Fax: 904-363-3445
Requested Due Date/TAT:

Section B
Required Project Information:

Report To: Kirk Blevins
Copy To:
Purchase Order No.:
Project Name: LES
Project Number: 103-82514

Section C
Invoice Information:

Attention:
Company Name:
Address:
Pace Quote Reference:
Pace Project Manager:
Pace Profile #:

Page: 3 of 4
1468507
REGULATORY AGENCY
 NPDES GROUND WATER DRINKING WATER
 UST RCRA OTHER _____
Site Location: _____
STATE: FL

ITEM #	SAMPLE ID (A-Z, 0-9 / -) Sample IDs MUST BE UNIQUE	Matrix Codes MATRIX / CODE Drinking Water DW Water WT Waste Water WW Product P Soil/Solid SL Oil OL Wipe WP Air AR Tissue TS Other OT	MATRIX CODE (see valid codes to left)	SAMPLE TYPE (G=GRAB C=COMP)	COLLECTED				SAMPLE TEMP AT COLLECTION	# OF CONTAINERS	Preservatives							Analysis Test ↓ Y/N	Residual Chlorine (Y/N)	Pace Project No./ Lab I.D.										
					COMPOSITE START		COMPOSITE END/GRAB				H ₂ SO ₄	HNO ₃	HCl	NaOH	Na ₂ S ₂ O ₈	Methanol	Other				↓ Analysis Test ↓									
					DATE	TIME	DATE	TIME																						
1	SB-7-3		SL G		4/12	1337			5	2					2	1					3 1 1 1	1010/1000 PD	1010/1000 PD	RCRA B	RCRA B	TEPH-Spec. MA method	RCRA B		Hold ALL	
2	SB-7-4		SL G		4/12	1338			5	2					2	1						3 1 1 1								
3	SB-7-5		SL G		4/12	1339			5	2					2	1						3 1 1 1								
4	SB-6-1		SL G		4/12	1430			5	2					2	1						3 1 1 1								Hold TECH SPEC-11
5	SB-6-2		SL G		4/12	1431			5	2					2	1						3 1 1 1								-12
6	DUP-51		SL G		4/12	1431			5	2					2	1						3 1 1 1								-25
7	SB-6-3		SL G		4/12	1432			5	2					2	1						3 1 1 1								Hold ALL
8	SB-6-4		SL G		4/12	1433			5	2					2	1						3 1 1 1								
9	SB-6-5		SL G		4/12	1434			5	2					2	1						3 1 1 1								
10	SB-5-1		SL G		4/12	1500			5	2					2	1						3 1 1 1								Hold TECH SPEC-13
11	SB-5-2		SL G		4/12	1501			5	2					2	1						3 1 1 1								
12	SB-5-3		SL G		4/12	1502			5	2					2	1						3 1 1 1								Hold ALL
ADDITIONAL COMMENTS		RELINQUISHED BY / AFFILIATION		DATE		TIME		ACCEPTED BY / AFFILIATION		DATE		TIME		SAMPLE CONDITIONS																
SAMPLING KIT-EMPTY		Blake Halsey		4-11-11		7:27		Bob Derr		4-12-11		7:28																		
		Bob Derr		4-12-11		9:20		DS		4/12/11		9:20		42 Y T39																

ORIGINAL

SAMPLER NAME AND SIGNATURE: _____
PRINT Name of SAMPLER: _____
SIGNATURE of SAMPLER: _____ DATE Signed (MM/DD/YY): _____
Temp in °C: _____
Received on ice (Y/N): _____
Custody Sealed Cooler (Y/N): _____
Samples Intact (Y/N): _____



CHAIN-OF-CUSTODY / Analytical Request Document

The Chain-of-Custody is a LEGAL DOCUMENT. All relevant fields must be completed accurately.

352138

Section A Required Client Information:		Section B Required Project Information:		Section C Invoice Information:		Page: 4 of 4	
Company: Golden Associates		Report To: Kirk Blevins		Attention:		1468506	
Address: 2428 Baymeadows Rd. Ste. 400 Jax, FL 32256		Copy To:		Company Name:		REGULATORY AGENCY	
Email To: Kirk-Blevins@golder.com		Purchase Order No.:		Address:		<input type="checkbox"/> NPDES <input type="checkbox"/> GROUND WATER <input type="checkbox"/> DRINKING WATER <input type="checkbox"/> UST <input type="checkbox"/> RCRA <input type="checkbox"/> OTHER	
Phone: 904-363-3430 Fax: 904-363-3445		Project Name: LES		Pace Quote Reference:		Site Location	
Requested Due Date/TAT:		Project Number: 103-82524		Pace Project Manager:		STATE: FL	
				Pace Profile #:			

ITEM #	Section D Required Client Information	Matrix Codes MATRIX / CODE	COLLECTED				SAMPLE TEMP AT COLLECTION	# OF CONTAINERS	Preservatives							Analysis Test ↓	Residual Chlorine (Y/N)	Pace Project No./ Lab I.D.	
			COMPOSITE START		COMPOSITE END/GRAB				H ₂ SO ₄	HNO ₃	HCl	NaOH	Ni ₂ S ₂ O ₈	Methanol	Other				↓ Analysis Test ↓
			DATE	TIME	DATE	TIME													
1	SB-5-4	SL	6/4/12	1503			5	2											
2	SB-5-5	SL	6/4/12	1504			5	2											
3	SB-4-1	SL	6/4/12	1525			5	2											
4	SB-4-2	SL	6/4/12	1526			5	2											
5	SB-4-3	SL	6/4/12	1527			5	2											
6	SB-4-4	SL	6/4/12	1528			5	2											
7	SB-4-5	SL	6/4/12	1529			5	2											
8																			
9																			
10																			
11																			
12																			

ADDITIONAL COMMENTS	RELINQUISHED BY / AFFILIATION	DATE	TIME	ACCEPTED BY / AFFILIATION	DATE	TIME	SAMPLE CONDITIONS
SAMPLING KIT-EMPTY	<i>Blake Falcon</i>	4/13/11	728	<i>BSS Reps</i>	4/13/11	728	
	<i>BSS Reps</i>	4/13/11	920	<i>D Sel</i>	4/13/11	9:20	42 y

ORIGINAL

SAMPLER NAME AND SIGNATURE			
PRINT Name of SAMPLER:			
SIGNATURE of SAMPLER:		DATE Signed (MM/DD/YYYY):	
Temp in °C	Received on Ice (Y/N)	Coolbody Sealed Cooler (Y/N)	Samples Intact (Y/N)

Sample Condition Upon Receipt Form (SCUR)

Table Number: _____

Pace Analytical

Client Name: Golden Project # 3529138

Courier: Fed Ex UPS USPS Client Commercial Pace Other _____

Tracking # _____

Custody Seal on Cooler/Box Present: yes no Seals Intact: yes no

Date and initials of person examining contents: 4/13/11

Packing Material: Bubble Wrap Bubble Bags None Other _____

Thermometer Used T39 Type of Ice: Wet Blue None

Cooler Temperature 4.9 (Visual) -0.7 (Correction Factor) 4.2 (Actual)

(Temp should be above freezing to 0°-6°C). If below 0°C, then was sample frozen?

Yes No

Receipt of samples satisfactory: Yes No

Rush TAT requested on COC: _____

If yes, then all conditions below were met: _____ If no, then mark box & describe issue (use comments area if necessary): _____

Chain of Custody Present	<input type="checkbox"/>
Chain of Custody Filled Out	<input type="checkbox"/>
Relinquished Signature & Sampler Name COC	<input type="checkbox"/>
Samples Arrived within Hold Time	<input type="checkbox"/>
Sufficient Volume	<input type="checkbox"/>
Correct Containers Used	<input type="checkbox"/>
Containers Intact	<input type="checkbox"/>
Sample Labels match COC (sample IDs & date/time of collection)	<input type="checkbox"/>
	No Labels: <input type="checkbox"/> No Time/Date on Labels: <input type="checkbox"/>
All containers needing preservation are found to be in compliance with EPA recommendation.	<input type="checkbox"/>
No Headspace in VOA Vials (>6mm):	<input type="checkbox"/>

Client Notification/ Resolution:

Person Contacted: _____ Date/Time: _____

Comments/ Resolution (use back for additional comments): _____

Project Manager Review: [Signature]

Date: 4/13/2011

Finished Product Information Only

F.P. Sample ID: _____

Size & Qty of Bottles Received

Production Code: _____

- _____ x 5 Gal
- _____ x 2.5 Gal
- _____ x 1 Gal
- _____ x 1 Liter
- _____ x 500 mL
- _____ x 250 mL
- _____ x Other: _____

Date/Time Opened: _____

Number of Unopened Bottles Remaining: _____

Extra Sample In Shed: Yes No



CHAIN-OF-CUSTODY / Analytical Request Document

The Chain-of-Custody is a LEGAL DOCUMENT. All relevant fields must be completed accurately.

35 29138

Page: 1 of 1

1468501

REGULATORY AGENCY

NPDES GROUND WATER DRINKING WATER

UST RCRA OTHER

Site Location
STATE: FL

Section A
Required Client Information:

Company: Golder Associates

Address: 7426 Baymeadows Rd., Ste. 400
Jax, FL 32256

Email To: Kirk-Blevins@golder.com

Phone: 904-363-3430 Fax: 904-363-3445

Requested Due Date/TAT:

Section B
Required Project Information:

Report To: Kirk Blevins

Copy To:

Purchase Order No.:

Project Name: LES

Project Number: 103-82514

Section C
Invoice Information:

Attention:

Company Name:

Address:

Pace Quote Reference:

Pace Project Manager:

Pace Profile #:

ITEM #	Section D Required Client Information	Matrix Codes MATRIX / CODE	MATRIX CODE (see valid codes to left)	SAMPLE TYPE (G=GRAB C=COMP)	COLLECTED				SAMPLE TEMP AT COLLECTION	# OF CONTAINERS	Preservatives							Analysis Test ↓	Requested Analysis Filtered (Y/N)	Residual Chlorine (Y/N)	Pace Project No./ Lab I.D.	
					COMPOSITE START		COMPOSITE END/GRAB				Unpreserved	H ₂ SO ₄	HNO ₃	HCl	NaOH	Na ₂ S ₂ O ₅	Methanol					Other
					DATE	TIME	DATE	TIME														
1	SB-7-GW		WTG	G	4/13	1005			6								1131		-17			
2	SB-6-GW		WTG	G	4/13	1042			6								1131		-18			
3	SB-5-GW		WTG	G	4/13	1126			6								1131		-19			
4	SB-4-GW		WTG	G	4/13	1201			6								1131		-20			
5	SDP-1-GW		WTG	G	4/13	1201			6								1131		-21			
6	MW-2		WTG	G	4/13	1357			6								1131		-22			
7	MW-1		WTG	G	4/13	1439			6								1131		-23			
8	EB		WTG	G	4/13	1500			6								1131		-24			
9																						
10																						
11																						
12																						

ADDITIONAL COMMENTS	RELINQUISHED BY / AFFILIATION	DATE	TIME	ACCEPTED BY / AFFILIATION	DATE	TIME	SAMPLE CONDITIONS		
SAMPLING KIT-EMPTY	<i>Blaise Halcomb</i>	4/13/11	1650	<i>Bob Denny</i>	4/21/11	1650			
	<i>Bob Denny</i>	4/14/11	800	<i>Blaise Halcomb</i>	4/14/11	8:00	1.9	Y	

ORIGINAL

SAMPLER NAME AND SIGNATURE

PRINT Name of SAMPLER:

SIGNATURE of SAMPLER:

DATE Signed (MM/DD/YY):

Temp in °C

Received on ice (Y/N)

Custody Sealed Cooler (Y/N)

Samples Intact (Y/N)

*Important Note: By signing this form you are accepting Pace's NET 30 day payment terms and agreeing to late charges of 1.5% per month for any invoices not paid within 30 days.

Sample Condition Upon Receipt Form (SCUR)

Table Number: _____



Client Name: GOLDER Project # 3529138

Courier: Fed Ex UPS USPS Client Commercial Pace Other _____

Tracking # _____

Custody Seal on Cooler/Box Present: yes no Seals Intact: yes no

Packing Material: Bubble Wrap Bubble Bags None Other _____

Thermometer Used T-39 Type of Ice: Wet Blue None

Cooler Temperature 2.6 (Visual) -0.7 (Correction Factor) 1.9 (Actual)

Date and Initials of person examining contents: JP 4/14/11

(Temp should be above freezing to 0°-6°C). If below 0°C, then was sample frozen?

Yes No

Receipt of samples satisfactory: Yes No

Rush TAT requested on COC: _____

If yes, then all conditions below were met: _____ If no, then mark box & describe issue (use comments area if necessary): _____

Chain of Custody Present	<input type="checkbox"/>
Chain of Custody Filled Out	<input type="checkbox"/>
Relinquished Signature & Sampler Name COC	<input type="checkbox"/>
Samples Arrived within Hold Time	<input type="checkbox"/>
Sufficient Volume	<input type="checkbox"/>
Correct Containers Used	<input type="checkbox"/>
Containers Intact	<input type="checkbox"/>
Sample Labels match COC (sample IDs & date/time of collection)	<input type="checkbox"/>
No Labels: <input type="checkbox"/> No Time/Date on Labels: <input type="checkbox"/>	
All containers needing preservation are found to be in compliance with EPA recommendation.	<input type="checkbox"/>
No Headspace in VOA Vials (>6mm):	<input type="checkbox"/>

Client Notification/ Resolution:

Person Contacted: _____ Date/Time: _____

Comments/ Resolution (use back for additional comments): _____

Project Manager Review: [Signature]

Date: 4/14/2011

Finished Product Information Only

F.P. Sample ID: _____
Production Code: _____
Date/Time Opened: _____
Number of Unopened Bottles Remaining: _____

- Size & Qty of Bottles Received**
- _____ x 5 Gal
 - _____ x 2.5 Gal
 - _____ x 1 Gal
 - _____ x 1 Liter
 - _____ x 500 mL
 - _____ x 250 mL
 - _____ x Other: _____

Extra Sample In Shed: Yes No



Pace Analytical Services, Inc.
8 East Tower Circle
Ormond Beach, FL 32174
(386)672-5668

April 25, 2011

Kirk Blevins
Golder Associates, Inc.
9428 Baymeadows Pkwy, Ste. 400
Jacksonville, FL 32256

RE: Project: 103-82515 LES (Speciation)
Pace Project No.: 3529435

Dear Kirk Blevins:

Enclosed are the analytical results for sample(s) received by the laboratory on April 13, 2011. The results relate only to the samples included in this report. Results reported herein conform to the most current NELAC standards, where applicable, unless otherwise narrated in the body of the report.

This work order has containers, which were sent to Summit Environmental Technologies, Inc (Cert # E87688 for MADEP EPH and Cert.# E87936 for MADEP VPH)

If you have any questions concerning this report, please feel free to contact me.

Sincerely,

Sakina Mckenzie

sakina.mckenzie@pacelabs.com
Project Manager

Enclosures

cc: Ms. Lori Hendel, Golder Associates, Inc.

REPORT OF LABORATORY ANALYSIS

Page 1 of 2

This report shall not be reproduced, except in full,
without the written consent of Pace Analytical Services, Inc..



SAMPLE SUMMARY

Project: 103-82515 LES (Speciation)
Pace Project No.: 3529435

Lab ID	Sample ID	Matrix	Date Collected	Date Received
3529435001	SB-1-2	Solid	04/12/11 09:31	04/13/11 09:20
3529435002	SB-2-1	Solid	04/12/11 10:15	04/13/11 09:20
3529435003	SB-2-2	Solid	04/12/11 10:16	04/13/11 09:20
3529435004	SB-7-1	Solid	04/12/11 13:35	04/13/11 09:20
3529435005	SB-5-2	Solid	04/12/11 15:01	04/13/11 09:20

REPORT OF LABORATORY ANALYSIS

This report shall not be reproduced, except in full,
without the written consent of Pace Analytical Services, Inc..





SUMMIT
ENVIRONMENTAL TECHNOLOGIES, INC.
Analytical Laboratories

LABORATORY REPORT

Client

Pace Analytical Ormond Beach
8 East Tower Circle
Ormond Beach, FL 32174

Order Number

1107662

Project Number

3529435

Issued

Thursday, April 28, 2011

Total Number of Pages

5 (excluding C.O.C. and cooler receipt form)

Approved By :

QA Manager



NELAC Accreditation #E87688

"Analytical Integrity" • EPA Certified • NELAP Certified
3310 Win Street • Cuyahoga Falls, Ohio 44223 • Phone: 330-253-8211 • Fax: 330-253-4489
Web Site: www.settek.com



SUMMIT
ENVIRONMENTAL TECHNOLOGIES, INC.
Analytical Laboratories

2

Sample Summary

Client: Pace Analytical Ormond Beach

Order Number: 1107662

Laboratory ID	Client ID	Matrix	Sampling Date
1107662-01	SB-1-2	Solid	04/12/2011
1107662-02	SB-2-1	Solid	04/12/2011
1107662-03	SB-2-2	Solid	04/12/2011
1107662-04	SB-7-1	Solid	04/12/2011

Report Narrative

Client: Pace Analytical Ormond Beach

Order Number: 1107662

Solid sample results are reported on a wet weight basis except as noted.
No problems were encountered during analysis of this order number, except as noted.

Data Qualifiers:

B = Analyte found in the method blank

J = Estimated concentration of analyte between MDL (LOD) and Reporting Limit (LOQ)

C = Analyte has been confirmed by another instrument or method

E = Analyte exceeds the upper limit of the calibration curve.

D = Sample or extract was analyzed at a higher dilution

X = User defined data qualifier.

S = Surrogate out of control limits

U = Undetected

a = Not Accredited by NELAC

ND = Non Detected at LOQ

DF = Dilution Factor

Limit Of Quantitation (LOQ) = Laboratory Reporting Limit (not adjusted for dilution factor)

Limit Of Detection (LOD) = Laboratory Detection Limit

Estimated uncertainty values are available upon request.

The test results meet the requirements of the NELAC standard, except where noted. The information contained in this analytical report is the sole property of Summit Environmental Technologies, Inc. and that of the client. It cannot be reproduced in any form without the consent of Summit Environmental Technologies, Inc. or the client for which this report was issued. The results contained in this report are only representative of the samples received. Conditions can vary at different times and at different sampling conditions. Summit Environmental Technologies, Inc. is not responsible for use or interpretation of the data included herein.

Matrices:

A = Air

C = Cream

DW = Drinking Water

L = Liquid

O = Oil

SL = Sludge

SO = Soil

S = Solid

T = Tablet

TC = TCLP Extract

WW = Waste Water

W = Wipe

"Analytical Integrity" • EPA Certified • NELAP Certified

3310 Win Street • Cuyahoga Falls, Ohio 44223 • Phone: 330-253-8211 • Fax: 330-253-4489

Web Site: www.settek.com

Summit

ENVIRONMENTAL TECHNOLOGIES, INC.

Analytical Laboratories

April 28, 2011

Client: Pace Analytical Ormond Beach

Address: 8 East Tower Circle

Ormond Beach, FL 32174

Received: 04/21/2011

Project #: 3529435

<u>Client ID#</u>	<u>Lab ID#</u>	<u>Collected</u>	<u>Analyte</u>	<u>Result</u>	<u>Units</u>	<u>Matrix</u>	<u>Method</u>	<u>DF</u>	<u>LOD</u>	<u>LOQ</u>	<u>Run</u>	<u>Analyst</u>
SB-1-2	1107662-01	12-Apr-11	TPH(C11-C22) Aromatic	ND	mg/Kg	S	MA-EPH	1	30	40	22-Apr-11	MS
SB-1-2	1107662-01	12-Apr-11	TPH(C9-C18)Aliphatic	ND	mg/kg	S	MA-EPH	1	30	40	22-Apr-11	MS
SB-1-2	1107662-01	12-Apr-11	TPH(C19-C36)Aliphatic	ND	mg/Kg	S	MA-EPH	1	30	40	22-Apr-11	MS
SB-1-2	1107662-01	12-Apr-11	Aliphatic Surr. % Rec.	86.9		S	MA-EPH	1			22-Apr-11	MS
SB-1-2	1107662-01	12-Apr-11	Aromatic Surr. % Rec.	73.5		S	MA-EPH	1			22-Apr-11	MS

<u>Client ID#</u>	<u>Lab ID#</u>	<u>Collected</u>	<u>Analyte</u>	<u>Result</u>	<u>Units</u>	<u>Matrix</u>	<u>Method</u>	<u>DF</u>	<u>LOD</u>	<u>LOQ</u>	<u>Run</u>	<u>Analyst</u>
SB-1-2	1107662-01	12-Apr-11	TPH(C5-C8)	ND	mg/Kg	S	MA-VPH	1	5	10	21-Apr-11	MS
SB-1-2	1107662-01	12-Apr-11	TPH(C9-C10)	ND	mg/kg	S	MA-VPH	1	1	10	21-Apr-11	MS
SB-1-2	1107662-01	12-Apr-11	TPH(C9-C12)	ND	mg/Kg	S	MA-VPH	1	5	10	21-Apr-11	MS
SB-1-2	1107662-01	12-Apr-11	Aliphatic Surr. % Rec.	71.5		S	MA-VPH	1			21-Apr-11	MS
SB-1-2	1107662-01	12-Apr-11	Aromatic Surr. % Rec.	74.1		S	MA-VPH	1			21-Apr-11	MS

<u>Client ID#</u>	<u>Lab ID#</u>	<u>Collected</u>	<u>Analyte</u>	<u>Result</u>	<u>Units</u>	<u>Matrix</u>	<u>Method</u>	<u>DF</u>	<u>LOD</u>	<u>LOQ</u>	<u>Run</u>	<u>Analyst</u>
SB-2-1	1107662-02	12-Apr-11	TPH(C11-C22) Aromatic	2400.0	mg/Kg	S	MA-EPH	1	30	40	23-Apr-11	MS
SB-2-1	1107662-02	12-Apr-11	TPH(C9-C18)Aliphatic	2388.0	mg/kg	S	MA-EPH	1	30	40	23-Apr-11	MS
SB-2-1	1107662-02	12-Apr-11	TPH(C19-C36)Aliphatic	310.0	mg/Kg	S	MA-EPH	1	30	40	23-Apr-11	MS
SB-2-1	1107662-02	12-Apr-11	Aliphatic Surr. % Rec.	51.9		S	MA-EPH	1			23-Apr-11	MS
SB-2-1	1107662-02	12-Apr-11	Aromatic Surr. % Rec.	164.9		S	MA-EPH	1			23-Apr-11	MS

<u>Client ID#</u>	<u>Lab ID#</u>	<u>Collected</u>	<u>Analyte</u>	<u>Result</u>	<u>Units</u>	<u>Matrix</u>	<u>Method</u>	<u>DF</u>	<u>LOD</u>	<u>LOQ</u>	<u>Run</u>	<u>Analyst</u>
SB-2-1	1107662-02	12-Apr-11	TPH(C5-C8)	126.0	mg/Kg	S	MA-VPH	1	5	10	21-Apr-11	MS
SB-2-1	1107662-02	12-Apr-11	TPH(C9-C10)	792.0	mg/kg	S	MA-VPH	1	1	10	21-Apr-11	MS
SB-2-1	1107662-02	12-Apr-11	TPH(C9-C12)	1025.0	mg/Kg	S	MA-VPH	1	5	10	21-Apr-11	MS
SB-2-1	1107662-02	12-Apr-11	Aliphatic Surr. % Rec.	111.2		S	MA-VPH	1			21-Apr-11	MS
SB-2-1	1107662-02	12-Apr-11	Aromatic Surr. % Rec.	103.2		S	MA-VPH	1			21-Apr-11	MS

Page 4

"Analytical Integrity"

3310 Win Street Cuyahoga Falls, Ohio 44223

Phone: 330-253-8211

Fax: 330-253-4489

NELAP Certified

Web Site: www.settek.com

Summit

ENVIRONMENTAL TECHNOLOGIES, INC.

Analytical Laboratories

April 28, 2011

Client: Pace Analytical Ormond Beach

Address: 8 East Tower Circle

Ormond Beach, FL 32174

Received: 04/21/2011

Project #: 3529435

<u>Client ID#</u>	<u>Lab ID#</u>	<u>Collected</u>	<u>Analyte</u>	<u>Result</u>	<u>Units</u>	<u>Matrix</u>	<u>Method</u>	<u>DF</u>	<u>LOD</u>	<u>LOQ</u>	<u>Run</u>	<u>Analyst</u>
SB-2-2	1107662-03	12-Apr-11	TPH(C11-C22) Aromatic	2758.0	mg/Kg	S	MA-EPH	1	30	40	23-Apr-11	MS
SB-2-2	1107662-03	12-Apr-11	TPH(C9-C18)Aliphatic	3662.0	mg/kg	S	MA-EPH	1	30	40	23-Apr-11	MS
SB-2-2	1107662-03	12-Apr-11	TPH(C19-C36)Aliphatic	125.0	mg/Kg	S	MA-EPH	1	30	40	23-Apr-11	MS
SB-2-2	1107662-03	12-Apr-11	Aliphatic Surr. % Rec.	97.0		S	MA-EPH	1			23-Apr-11	MS
SB-2-2	1107662-03	12-Apr-11	Aromatic Surr. % Rec.	428.0		S	MA-EPH	1			23-Apr-11	MS

<u>Client ID#</u>	<u>Lab ID#</u>	<u>Collected</u>	<u>Analyte</u>	<u>Result</u>	<u>Units</u>	<u>Matrix</u>	<u>Method</u>	<u>DF</u>	<u>LOD</u>	<u>LOQ</u>	<u>Run</u>	<u>Analyst</u>
SB-2-2	1107662-03	12-Apr-11	TPH(C5-C8)	38.4	mg/Kg	S	MA-VPH	1	5	10	21-Apr-11	MS
SB-2-2	1107662-03	12-Apr-11	TPH(C9-C10)	491.0	mg/kg	S	MA-VPH	1	1	10	21-Apr-11	MS
SB-2-2	1107662-03	12-Apr-11	TPH(C9-C12)	643.0	mg/Kg	S	MA-VPH	1	5	10	21-Apr-11	MS
SB-2-2	1107662-03	12-Apr-11	Aliphatic Surr. % Rec.	115.6		S	MA-VPH	1			21-Apr-11	MS
SB-2-2	1107662-03	12-Apr-11	Aromatic Surr. % Rec.	103.9		S	MA-VPH	1			21-Apr-11	MS

<u>Client ID#</u>	<u>Lab ID#</u>	<u>Collected</u>	<u>Analyte</u>	<u>Result</u>	<u>Units</u>	<u>Matrix</u>	<u>Method</u>	<u>DF</u>	<u>LOD</u>	<u>LOQ</u>	<u>Run</u>	<u>Analyst</u>
SB-7-1	1107662-04	12-Apr-11	TPH(C11-C22) Aromatic	61.3	mg/Kg	S	MA-EPH	1	30	40	22-Apr-11	MS
SB-7-1	1107662-04	12-Apr-11	TPH(C9-C18)Aliphatic	ND	mg/kg	S	MA-EPH	1	30	40	22-Apr-11	MS
SB-7-1	1107662-04	12-Apr-11	TPH(C19-C36)Aliphatic	ND	mg/Kg	S	MA-EPH	1	30	40	22-Apr-11	MS
SB-7-1	1107662-04	12-Apr-11	Aliphatic Surr. % Rec.	91.9		S	MA-EPH	1			22-Apr-11	MS
SB-7-1	1107662-04	12-Apr-11	Aromatic Surr. % Rec.	57.5		S	MA-EPH	1			22-Apr-11	MS

<u>Client ID#</u>	<u>Lab ID#</u>	<u>Collected</u>	<u>Analyte</u>	<u>Result</u>	<u>Units</u>	<u>Matrix</u>	<u>Method</u>	<u>DF</u>	<u>LOD</u>	<u>LOQ</u>	<u>Run</u>	<u>Analyst</u>
SB-7-1	1107662-04	12-Apr-11	TPH(C5-C8)	ND	mg/Kg	S	MA-VPH	1	5	10	21-Apr-11	MS
SB-7-1	1107662-04	12-Apr-11	TPH(C9-C10)	ND	mg/kg	S	MA-VPH	1	1	10	21-Apr-11	MS
SB-7-1	1107662-04	12-Apr-11	TPH(C9-C12)	ND	mg/Kg	S	MA-VPH	1	5	10	21-Apr-11	MS
SB-7-1	1107662-04	12-Apr-11	Aliphatic Surr. % Rec.	76.4		S	MA-VPH	1			21-Apr-11	MS
SB-7-1	1107662-04	12-Apr-11	Aromatic Surr. % Rec.	86.9		S	MA-VPH	1			21-Apr-11	MS

Page 5

"Analytical Integrity"

3310 Win Street Cuyahoga Falls, Ohio 44223

Phone: 330-253-8211

Fax: 330-253-4489

NELAP Certified

Web Site: www.settek.com

Chain of Custody



Order ID: 1107662

COC **analytical**
www.pacelabs.com

Workorder: 3529435

Workorder Name: 103-82515 LES

Results Requested 4/22/2011

Report / Invoice To		Subcontract To				Requested Analysis													
Sakina Mckenzie Pace Analytical Ormond Beach 8 East Tower Circle Ormond Beach, FL 32174 Phone (386)672-5668 Email: sakina.mckenzie@pacelabs.com		Summit Environmental Technologies, Inc. 3310 Win St. Cuyahoga Falls, Ohio 44223				PO: FLS-3374 <div style="font-size: 2em; text-align: center;">1107662-01-05</div>													
Item	Sample ID	Collect Date/Time	Lab ID	Matrix	Preserved Containers								LAB USE ONLY						
					Other														
1	SB-1-2	4/12/2011 09:31	3529435001	Solid	X														
2	SB-2-1	4/12/2011 10:15	3529435002	Solid	X														
3	SB-2-2	4/12/2011 10:16	3529435003	Solid	X														
4	SB-7-1 <i>Limited volume</i>	4/12/2011 13:35	3529435004	Solid	X														
5	SB-5-2 *	4/12/2011 15:01	3529435005	Solid	X														

					Comments
Transfers	Released By	Date/Time	Received By	Date/Time	* Call pm prior to Analyzing
1	J. Platt	4/20/11 15:00			
2					
3					
4					
5			Jakki Resili	4-22/11/1000	

Summit Environmental Technologies, Inc.
Cooler Receipt Form



Order ID: 1107662

COOLER

Client: Pano

Order ID: _____

Log in Initials: DRB

Date Received: 4-21-11 Time Received: 1000 Date opened: 4-21-11

Number of Coolers/Boxes: 1 N/A Unpacked by: afk

Shipper: FED EX UPS DHL Airborne US Postal Walk-in Pickup Other: _____

Packaging: Peanuts Bubble Wrap Paper Foam None Other: _____

Tape on cooler/box: Y N N/A

Custody Seals intact Y N N/A

C-O-C in plastic Y N N/A

Coolant: Ice X Blue ice _____ Water _____ None _____ Sample Temperature 4.2 °C

C-O-C filled out properly Y N N/A

Samples in separate bags Y N N/A

Sample containers intact Y N N/A

*If no, list broken sample(s): _____

Sample label(s) complete (ID, date, etc.) Y N N/A

Label(s) agree with C-O-C Y N N/A

Correct containers used Y N N/A

Sufficient sample received Y N N/A

Samples at correct pH? (list below) Y N NA

Bubbles absent from 40 mL vials** Y N NA

** Samples with bubbles less than the size of a pea are acceptable.

Client contact: _____ Date/Time: _____

Comments: _____

Sample ID	pH	Sample ID	pH



Pace Analytical Services, Inc.
8 East Tower Circle
Ormond Beach, FL 32174
(386)672-5668

April 28, 2011

Kirk Blevins
Golder Associates, Inc.
9428 Baymeadows Pkwy, Ste. 400
Jacksonville, FL 32256

RE: Project: 103-82514/LES
Pace Project No.: 3529617

Dear Kirk Blevins:

Enclosed are the analytical results for sample(s) received by the laboratory on April 13, 2011. The results relate only to the samples included in this report. Results reported herein conform to the most current NELAC standards, where applicable, unless otherwise narrated in the body of the report.

If you have any questions concerning this report, please feel free to contact me.

Sincerely,

Sakina Mckenzie

sakina.mckenzie@pacelabs.com
Project Manager

Enclosures

cc: Ms. Lori Hendel, Golder Associates, Inc.

REPORT OF LABORATORY ANALYSIS

Page 1 of 19

This report shall not be reproduced, except in full,
without the written consent of Pace Analytical Services, Inc..



CERTIFICATIONS

Project: 103-82514/LES
Pace Project No.: 3529617

Ormond Beach Certification IDs

8 East Tower Circle, Ormond Beach, FL 32174
Alabama Certification #: 41320
Arizona Certification #: AZ0735
Colorado Certification: FL NELAC Reciprocity
Connecticut Certification #: PH 0216
Florida Certification #: E83079
Georgia Certification #: 955
Guam Certification: FL NELAC Reciprocity
Hawaii Certification: FL NELAC Reciprocity
Kansas Certification #: E-10383
Kentucky Certification #: 90050
Louisiana Certification #: LA090012
Louisiana Environmental Certificate #: 05007
Maine Certification #: FL1264
Massachusetts Certification #: M-FL1264

Michigan Certification #: 9911
Mississippi Certification: FL NELAC Reciprocity
Montana Certification #: Cert 0074
Nevada Certification: FL NELAC Reciprocity
New Hampshire Certification #: 2958
New Jersey Certification #: FL765
New York Certification #: 11608
North Carolina Environmental Certificate #: 667
North Carolina Certification #: 12710
Pennsylvania Certification #: 68-547
Puerto Rico Certification #: FL01264
Tennessee Certification #: TN02974
Texas Certification: FL NELAC Reciprocity
Virginia Certification #: 00432
Wyoming Certification: FL NELAC Reciprocity

REPORT OF LABORATORY ANALYSIS

Page 2 of 19

This report shall not be reproduced, except in full,
without the written consent of Pace Analytical Services, Inc..



SAMPLE SUMMARY

Project: 103-82514/LES
Pace Project No.: 3529617

Lab ID	Sample ID	Matrix	Date Collected	Date Received
3529617001	SB 2-3	Solid	04/12/11 10:17	04/13/11 09:20
3529617002	SB 3-3	Solid	04/12/11 10:27	04/13/11 09:20
3529617003	SB 7-3	Solid	04/12/11 13:37	04/13/11 09:20
3529617004	SB 6-3	Solid	04/12/11 14:32	04/13/11 09:20

REPORT OF LABORATORY ANALYSIS

This report shall not be reproduced, except in full,
without the written consent of Pace Analytical Services, Inc..

SAMPLE ANALYTE COUNT

Project: 103-82514/LES
Pace Project No.: 3529617

Lab ID	Sample ID	Method	Analysts	Analytes Reported	Laboratory
3529617001	SB 2-3	EPA 8270	EAO	21	PASI-O
		ASTM D2974-87	GMD	1	PASI-O
3529617002	SB 3-3	EPA 6010	TAP	1	PASI-O
		EPA 8270	EAO	21	PASI-O
		EPA 8260	JBH	35	PASI-O
		ASTM D2974-87	GMD	1	PASI-O
3529617003	SB 7-3	EPA 6010	TAP	1	PASI-O
		ASTM D2974-87	GMD	1	PASI-O
3529617004	SB 6-3	EPA 6010	TAP	1	PASI-O
		ASTM D2974-87	GMD	1	PASI-O

REPORT OF LABORATORY ANALYSIS

This report shall not be reproduced, except in full,
without the written consent of Pace Analytical Services, Inc..



HITS ONLY

Project: 103-82514/LES
Pace Project No.: 3529617

Lab Sample ID	Client Sample ID	Result	Units	Report Limit	Analyzed	Qualifiers
Method	Parameters					
3529617001	SB 2-3					
EPA 8270	Anthracene	198	ug/kg	40.8	04/28/11 02:02	
EPA 8270	Benzo(a)anthracene	32.5 l	ug/kg	40.8	04/28/11 02:02	
EPA 8270	Benzo(a)pyrene	64.7	ug/kg	40.8	04/28/11 02:02	
EPA 8270	Benzo(b)fluoranthene	103	ug/kg	40.8	04/28/11 02:02	
EPA 8270	Benzo(g,h,i)perylene	17.8 l	ug/kg	40.8	04/28/11 02:02	
EPA 8270	Benzo(k)fluoranthene	82.9	ug/kg	40.8	04/28/11 02:02	
EPA 8270	Chrysene	69.8	ug/kg	40.8	04/28/11 02:02	
EPA 8270	Fluoranthene	103	ug/kg	40.8	04/28/11 02:02	
EPA 8270	Fluorene	409	ug/kg	40.8	04/28/11 02:02	
EPA 8270	Indeno(1,2,3-cd)pyrene	11.5 l	ug/kg	40.8	04/28/11 02:02	
EPA 8270	1-Methylnaphthalene	5750	ug/kg	408	04/28/11 09:58	D4,J(M1)
EPA 8270	2-Methylnaphthalene	8050	ug/kg	408	04/28/11 09:58	J(M1)
EPA 8270	Naphthalene	314	ug/kg	40.8	04/28/11 02:02	
EPA 8270	Phenanthrene	396	ug/kg	40.8	04/28/11 02:02	
EPA 8270	Pyrene	159	ug/kg	40.8	04/28/11 02:02	
ASTM D2974-87	Percent Moisture	20.4	%	0.10	04/25/11 17:27	
3529617002	SB 3-3					
EPA 8270	Benzo(a)anthracene	36.6 l	ug/kg	49.1	04/28/11 02:33	
EPA 8270	Benzo(a)pyrene	99.6	ug/kg	49.1	04/28/11 02:33	
EPA 8270	Benzo(b)fluoranthene	145	ug/kg	49.1	04/28/11 02:33	
EPA 8270	Benzo(g,h,i)perylene	25.3 l	ug/kg	49.1	04/28/11 02:33	
EPA 8270	Benzo(k)fluoranthene	112	ug/kg	49.1	04/28/11 02:33	
EPA 8270	Chrysene	90.1	ug/kg	49.1	04/28/11 02:33	
EPA 8270	Fluoranthene	99.9	ug/kg	49.1	04/28/11 02:33	
EPA 8270	Indeno(1,2,3-cd)pyrene	22.0 l	ug/kg	49.1	04/28/11 02:33	
EPA 8270	1-Methylnaphthalene	199	ug/kg	49.1	04/28/11 02:33	
EPA 8270	2-Methylnaphthalene	185	ug/kg	49.1	04/28/11 02:33	
EPA 8270	Naphthalene	141	ug/kg	49.1	04/28/11 02:33	
EPA 8270	Phenanthrene	111	ug/kg	49.1	04/28/11 02:33	
EPA 8270	Pyrene	142	ug/kg	49.1	04/28/11 02:33	
EPA 8260	Benzene	74.8	ug/kg	10.5	04/25/11 17:10	J(M1)
EPA 8260	Ethylbenzene	7.8 l	ug/kg	10.5	04/25/11 17:10	J(M1)
EPA 8260	Methylene Chloride	6.9 l	ug/kg	10.5	04/25/11 17:10	J(M1),Z3
EPA 8260	Methyl-tert-butyl ether	10.8	ug/kg	10.5	04/25/11 17:10	J(M1)
EPA 8260	Toluene	16.8	ug/kg	10.5	04/25/11 17:10	J(M1)
EPA 8260	Xylene (Total)	14.6 l	ug/kg	31.4	04/25/11 17:10	
ASTM D2974-87	Percent Moisture	33.5	%	0.10	04/25/11 17:27	
3529617003	SB 7-3					
EPA 6010	Arsenic	1.2	mg/kg	0.47	04/26/11 17:03	
ASTM D2974-87	Percent Moisture	16.0	%	0.10	04/26/11 19:04	
3529617004	SB 6-3					
EPA 6010	Arsenic	8.2	mg/kg	0.47	04/26/11 17:07	
ASTM D2974-87	Percent Moisture	17.2	%	0.10	04/25/11 17:28	

REPORT OF LABORATORY ANALYSIS

This report shall not be reproduced, except in full,
without the written consent of Pace Analytical Services, Inc..



ANALYTICAL RESULTS

Project: 103-82514/LES
Pace Project No.: 3529617

Sample: SB 2-3 Lab ID: 3529617001 Collected: 04/12/11 10:17 Received: 04/13/11 09:20 Matrix: Solid

Results reported on a "dry-weight" basis

Parameters	Results	Units	PQL	MDL	DF	Prepared	Analyzed	CAS No.	Qual
8270 MSSV Short List Microwave									
Analytical Method: EPA 8270 Preparation Method: EPA 3546									
Acenaphthene	4.1U	ug/kg	40.8	4.1	1	04/25/11 22:23	04/28/11 02:02	83-32-9	
Acenaphthylene	4.8U	ug/kg	40.8	4.8	1	04/25/11 22:23	04/28/11 02:02	208-96-8	
Anthracene	198	ug/kg	40.8	2.5	1	04/25/11 22:23	04/28/11 02:02	120-12-7	
Benzo(a)anthracene	32.5I	ug/kg	40.8	3.6	1	04/25/11 22:23	04/28/11 02:02	56-55-3	
Benzo(a)pyrene	64.7	ug/kg	40.8	4.5	1	04/25/11 22:23	04/28/11 02:02	50-32-8	
Benzo(b)fluoranthene	103	ug/kg	40.8	2.9	1	04/25/11 22:23	04/28/11 02:02	205-99-2	
Benzo(g,h,i)perylene	17.8I	ug/kg	40.8	3.8	1	04/25/11 22:23	04/28/11 02:02	191-24-2	
Benzo(k)fluoranthene	82.9	ug/kg	40.8	6.1	1	04/25/11 22:23	04/28/11 02:02	207-08-9	
Chrysene	69.8	ug/kg	40.8	3.6	1	04/25/11 22:23	04/28/11 02:02	218-01-9	
Dibenz(a,h)anthracene	4.4U	ug/kg	40.8	4.4	1	04/25/11 22:23	04/28/11 02:02	53-70-3	
Fluoranthene	103	ug/kg	40.8	4.6	1	04/25/11 22:23	04/28/11 02:02	206-44-0	
Fluorene	409	ug/kg	40.8	3.1	1	04/25/11 22:23	04/28/11 02:02	86-73-7	
Indeno(1,2,3-cd)pyrene	11.5I	ug/kg	40.8	4.3	1	04/25/11 22:23	04/28/11 02:02	193-39-5	
1-Methylnaphthalene	5750	ug/kg	408	51.6	10	04/25/11 22:23	04/28/11 09:58	90-12-0	D4, J(M1) J(M1)
2-Methylnaphthalene	8050	ug/kg	408	56.8	10	04/25/11 22:23	04/28/11 09:58	91-57-6	
Naphthalene	314	ug/kg	40.8	4.3	1	04/25/11 22:23	04/28/11 02:02	91-20-3	
Phenanthrene	396	ug/kg	40.8	3.9	1	04/25/11 22:23	04/28/11 02:02	85-01-8	
Pyrene	159	ug/kg	40.8	5.0	1	04/25/11 22:23	04/28/11 02:02	129-00-0	
Nitrobenzene-d5 (S)	45	%	10-110		1	04/25/11 22:23	04/28/11 02:02	4165-60-0	
2-Fluorobiphenyl (S)	58	%	18-110		1	04/25/11 22:23	04/28/11 02:02	321-60-8	
Terphenyl-d14 (S)	83	%	10-123		1	04/25/11 22:23	04/28/11 02:02	1718-51-0	
Percent Moisture									
Analytical Method: ASTM D2974-87									
Percent Moisture	20.4	%	0.10	0.10	1		04/25/11 17:27		

ANALYTICAL RESULTS

Project: 103-82514/LES
Pace Project No.: 3529617

Sample: SB 3-3 Lab ID: 3529617002 Collected: 04/12/11 10:27 Received: 04/13/11 09:20 Matrix: Solid

Results reported on a "dry-weight" basis

Parameters	Results	Units	PQL	MDL	DF	Prepared	Analyzed	CAS No.	Qual
6010 MET ICP		Analytical Method: EPA 6010 Preparation Method: EPA 3050							
Arsenic	0.31U	mg/kg	0.61	0.31	1	04/25/11 10:15	04/26/11 17:00	7440-38-2	
8270 MSSV Short List Microwave		Analytical Method: EPA 8270 Preparation Method: EPA 3546							
Acenaphthene	4.9U	ug/kg	49.1	4.9	1	04/25/11 22:23	04/28/11 02:33	83-32-9	
Acenaphthylene	5.8U	ug/kg	49.1	5.8	1	04/25/11 22:23	04/28/11 02:33	208-96-8	
Anthracene	3.0U	ug/kg	49.1	3.0	1	04/25/11 22:23	04/28/11 02:33	120-12-7	
Benzo(a)anthracene	36.6 l	ug/kg	49.1	4.4	1	04/25/11 22:23	04/28/11 02:33	56-55-3	
Benzo(a)pyrene	99.6	ug/kg	49.1	5.4	1	04/25/11 22:23	04/28/11 02:33	50-32-8	
Benzo(b)fluoranthene	145	ug/kg	49.1	3.5	1	04/25/11 22:23	04/28/11 02:33	205-99-2	
Benzo(g,h,i)perylene	25.3 l	ug/kg	49.1	4.5	1	04/25/11 22:23	04/28/11 02:33	191-24-2	
Benzo(k)fluoranthene	112	ug/kg	49.1	7.3	1	04/25/11 22:23	04/28/11 02:33	207-08-9	
Chrysene	90.1	ug/kg	49.1	4.4	1	04/25/11 22:23	04/28/11 02:33	218-01-9	
Dibenz(a,h)anthracene	5.2U	ug/kg	49.1	5.2	1	04/25/11 22:23	04/28/11 02:33	53-70-3	
Fluoranthene	99.9	ug/kg	49.1	5.5	1	04/25/11 22:23	04/28/11 02:33	206-44-0	
Fluorene	3.7U	ug/kg	49.1	3.7	1	04/25/11 22:23	04/28/11 02:33	86-73-7	
Indeno(1,2,3-cd)pyrene	22.0 l	ug/kg	49.1	5.2	1	04/25/11 22:23	04/28/11 02:33	193-39-5	
1-Methylnaphthalene	199	ug/kg	49.1	6.2	1	04/25/11 22:23	04/28/11 02:33	90-12-0	
2-Methylnaphthalene	185	ug/kg	49.1	6.8	1	04/25/11 22:23	04/28/11 02:33	91-57-6	
Naphthalene	141	ug/kg	49.1	5.2	1	04/25/11 22:23	04/28/11 02:33	91-20-3	
Phenanthrene	111	ug/kg	49.1	4.7	1	04/25/11 22:23	04/28/11 02:33	85-01-8	
Pyrene	142	ug/kg	49.1	6.0	1	04/25/11 22:23	04/28/11 02:33	129-00-0	
Nitrobenzene-d5 (S)	54	%	10-110		1	04/25/11 22:23	04/28/11 02:33	4165-60-0	
2-Fluorobiphenyl (S)	68	%	18-110		1	04/25/11 22:23	04/28/11 02:33	321-60-8	
Terphenyl-d14 (S)	74	%	10-123		1	04/25/11 22:23	04/28/11 02:33	1718-51-0	
8260 MSV 5030 Low Level		Analytical Method: EPA 8260							
Acrolein	73.9U	ug/kg	105	73.9	1		04/25/11 17:10	107-02-8	J(M1)
Acrylonitrile	56.3U	ug/kg	105	56.3	1		04/25/11 17:10	107-13-1	
Benzene	74.8	ug/kg	10.5	5.4	1		04/25/11 17:10	71-43-2	J(M1)
Bromodichloromethane	5.2U	ug/kg	10.5	5.2	1		04/25/11 17:10	75-27-4	
Bromoform	5.2U	ug/kg	10.5	5.2	1		04/25/11 17:10	75-25-2	
Bromomethane	5.2U	ug/kg	10.5	5.2	1		04/25/11 17:10	74-83-9	
Carbon tetrachloride	5.2U	ug/kg	10.5	5.2	1		04/25/11 17:10	56-23-5	
Chlorobenzene	5.2U	ug/kg	10.5	5.2	1		04/25/11 17:10	108-90-7	
Chloroethane	7.5U	ug/kg	10.5	7.5	1		04/25/11 17:10	75-00-3	
Chloroform	6.2U	ug/kg	10.5	6.2	1		04/25/11 17:10	67-66-3	
Chloromethane	5.9U	ug/kg	10.5	5.9	1		04/25/11 17:10	74-87-3	
Dibromochloromethane	5.2U	ug/kg	10.5	5.2	1		04/25/11 17:10	124-48-1	
1,1-Dichloroethane	5.7U	ug/kg	10.5	5.7	1		04/25/11 17:10	75-34-3	
1,2-Dichloroethane	5.2U	ug/kg	10.5	5.2	1		04/25/11 17:10	107-06-2	
1,1-Dichloroethene	5.2U	ug/kg	10.5	5.2	1		04/25/11 17:10	75-35-4	
trans-1,2-Dichloroethene	6.4U	ug/kg	10.5	6.4	1		04/25/11 17:10	156-60-5	
1,2-Dichloropropane	5.2U	ug/kg	10.5	5.2	1		04/25/11 17:10	78-87-5	
cis-1,3-Dichloropropene	5.2U	ug/kg	10.5	5.2	1		04/25/11 17:10	10061-01-5	
trans-1,3-Dichloropropene	5.2U	ug/kg	10.5	5.2	1		04/25/11 17:10	10061-02-6	

Date: 04/28/2011 02:28 PM

REPORT OF LABORATORY ANALYSIS

Page 7 of 19

This report shall not be reproduced, except in full,
without the written consent of Pace Analytical Services, Inc..



ANALYTICAL RESULTS

Project: 103-82514/LES
Pace Project No.: 3529617

Sample: SB 3-3 Lab ID: 3529617002 Collected: 04/12/11 10:27 Received: 04/13/11 09:20 Matrix: Solid

Results reported on a "dry-weight" basis

Parameters	Results	Units	PQL	MDL	DF	Prepared	Analyzed	CAS No.	Qual
8260 MSV 5030 Low Level		Analytical Method: EPA 8260							
Ethylbenzene	7.8 I	ug/kg	10.5	5.9	1		04/25/11 17:10	100-41-4	J(M1)
Methylene Chloride	6.9 I	ug/kg	10.5	5.2	1		04/25/11 17:10	75-09-2	J(M1), Z3
Methyl-tert-butyl ether	10.8	ug/kg	10.5	5.2	1		04/25/11 17:10	1634-04-4	J(M1)
1,1,2,2-Tetrachloroethane	5.2U	ug/kg	10.5	5.2	1		04/25/11 17:10	79-34-5	
Tetrachloroethene	5.2U	ug/kg	10.5	5.2	1		04/25/11 17:10	127-18-4	
Toluene	16.8	ug/kg	10.5	5.7	1		04/25/11 17:10	108-88-3	J(M1)
1,1,1-Trichloroethane	5.7U	ug/kg	10.5	5.7	1		04/25/11 17:10	71-55-6	
1,1,2-Trichloroethane	5.2U	ug/kg	10.5	5.2	1		04/25/11 17:10	79-00-5	
Trichloroethene	5.9U	ug/kg	10.5	5.9	1		04/25/11 17:10	79-01-6	
Trichlorofluoromethane	5.7U	ug/kg	10.5	5.7	1		04/25/11 17:10	75-69-4	
Vinyl chloride	5.6U	ug/kg	10.5	5.6	1		04/25/11 17:10	75-01-4	
Xylene (Total)	14.6 I	ug/kg	31.4	10.8	1		04/25/11 17:10	1330-20-7	
Dibromofluoromethane (S)	102 %		82-115		1		04/25/11 17:10	1868-53-7	
Toluene-d8 (S)	100 %		84-117		1		04/25/11 17:10	2037-26-5	
4-Bromofluorobenzene (S)	95 %		55-148		1		04/25/11 17:10	460-00-4	
1,2-Dichloroethane-d4 (S)	109 %		80-131		1		04/25/11 17:10	17060-07-0	
Percent Moisture		Analytical Method: ASTM D2974-87							
Percent Moisture	33.5 %		0.10	0.10	1		04/25/11 17:27		

ANALYTICAL RESULTS

Project: 103-82514/LES
Pace Project No.: 3529617

Sample: SB 7-3 **Lab ID:** 3529617003 **Collected:** 04/12/11 13:37 **Received:** 04/13/11 09:20 **Matrix:** Solid

Results reported on a "dry-weight" basis

Parameters	Results	Units	PQL	MDL	DF	Prepared	Analyzed	CAS No.	Qual
6010 MET ICP	Analytical Method: EPA 6010 Preparation Method: EPA 3050								
Arsenic	1.2 mg/kg		0.47	0.23	1	04/25/11 10:15	04/26/11 17:03	7440-38-2	
Percent Moisture	Analytical Method: ASTM D2974-87								
Percent Moisture	16.0 %		0.10	0.10	1		04/26/11 19:04		

ANALYTICAL RESULTS

Project: 103-82514/LES
Pace Project No.: 3529617

Sample: SB 6-3 Lab ID: 3529617004 Collected: 04/12/11 14:32 Received: 04/13/11 09:20 Matrix: Solid

Results reported on a "dry-weight" basis

Parameters	Results	Units	PQL	MDL	DF	Prepared	Analyzed	CAS No.	Qual
6010 MET ICP	Analytical Method: EPA 6010 Preparation Method: EPA 3050								
Arsenic	8.2	mg/kg	0.47	0.23	1	04/25/11 10:15	04/26/11 17:07	7440-38-2	
Percent Moisture	Analytical Method: ASTM D2974-87								
Percent Moisture	17.2	%	0.10	0.10	1		04/25/11 17:28		

QUALITY CONTROL DATA

Project: 103-82514/LES
Pace Project No.: 3529617

QC Batch: MPRP/4533 Analysis Method: EPA 6010
QC Batch Method: EPA 3050 Analysis Description: 6010 MET
Associated Lab Samples: 3529617002, 3529617003, 3529617004

METHOD BLANK: 195595 Matrix: Solid
Associated Lab Samples: 3529617002, 3529617003, 3529617004

Parameter	Units	Blank Result	Reporting Limit	Analyzed	Qualifiers
Arsenic	mg/kg	0.20U	0.40	04/26/11 16:33	

LABORATORY CONTROL SAMPLE: 195596

Parameter	Units	Spike Conc.	LCS Result	LCS % Rec	% Rec Limits	Qualifiers
Arsenic	mg/kg	9.9	9.8	99	80-120	

MATRIX SPIKE & MATRIX SPIKE DUPLICATE: 195597 195598

Parameter	Units	3529517020 Result	MS Spike Conc.	MSD Spike Conc.	MS Result	MSD Result	MS % Rec	MSD % Rec	% Rec Limits	Max		Qual
										RPD	RPD	
Arsenic	mg/kg	0.33 I	9.3	10.6	9.1	10.5	94	96	75-125	14	20	

QUALITY CONTROL DATA

Project: 103-82514/LES
Pace Project No.: 3529617

QC Batch: OEXT/4594 Analysis Method: EPA 8270
QC Batch Method: EPA 3546 Analysis Description: 8270 Solid MSSV Microwave Short Spike
Associated Lab Samples: 3529617001, 3529617002

METHOD BLANK: 195756 Matrix: Solid
Associated Lab Samples: 3529617001, 3529617002

Parameter	Units	Blank Result	Reporting Limit	Analyzed	Qualifiers
1-Methylnaphthalene	ug/kg	4.1U	32.6	04/27/11 23:58	
2-Methylnaphthalene	ug/kg	4.5U	32.6	04/27/11 23:58	
Acenaphthene	ug/kg	3.3U	32.6	04/27/11 23:58	
Acenaphthylene	ug/kg	3.9U	32.6	04/27/11 23:58	
Anthracene	ug/kg	2.0U	32.6	04/27/11 23:58	
Benzo(a)anthracene	ug/kg	2.9U	32.6	04/27/11 23:58	
Benzo(a)pyrene	ug/kg	3.6U	32.6	04/27/11 23:58	
Benzo(b)fluoranthene	ug/kg	2.3U	32.6	04/27/11 23:58	
Benzo(g,h,i)perylene	ug/kg	3.0U	32.6	04/27/11 23:58	
Benzo(k)fluoranthene	ug/kg	4.8U	32.6	04/27/11 23:58	
Chrysene	ug/kg	2.9U	32.6	04/27/11 23:58	
Dibenz(a,h)anthracene	ug/kg	3.5U	32.6	04/27/11 23:58	
Fluoranthene	ug/kg	3.7U	32.6	04/27/11 23:58	
Fluorene	ug/kg	2.5U	32.6	04/27/11 23:58	
Indeno(1,2,3-cd)pyrene	ug/kg	3.5U	32.6	04/27/11 23:58	
Naphthalene	ug/kg	3.5U	32.6	04/27/11 23:58	
Phenanthrene	ug/kg	3.1U	32.6	04/27/11 23:58	
Pyrene	ug/kg	4.0U	32.6	04/27/11 23:58	
2-Fluorobiphenyl (S)	%	67	18-110	04/27/11 23:58	
Nitrobenzene-d5 (S)	%	55	10-110	04/27/11 23:58	
Terphenyl-d14 (S)	%	83	10-123	04/27/11 23:58	

LABORATORY CONTROL SAMPLE: 195756

Parameter	Units	Spike Conc.	LCS Result	LCS % Rec	% Rec Limits	Qualifiers
1-Methylnaphthalene	ug/kg	1660	1170	70	27-123	
2-Methylnaphthalene	ug/kg	1660	1060	64	16-137	
Acenaphthene	ug/kg	1660	1070	64	37-110	
Acenaphthylene	ug/kg	1660	1220	74	41-110	
Anthracene	ug/kg	1660	1380	83	45-113	
Benzo(a)anthracene	ug/kg	1660	1310	79	44-117	
Benzo(a)pyrene	ug/kg	1660	1320	79	44-123	
Benzo(b)fluoranthene	ug/kg	1660	1130	68	37-124	
Benzo(g,h,i)perylene	ug/kg	1660	1390	84	42-125	
Benzo(k)fluoranthene	ug/kg	1660	1340	80	44-126	
Chrysene	ug/kg	1660	1320	79	45-116	
Dibenz(a,h)anthracene	ug/kg	1660	1450	87	43-124	
Fluoranthene	ug/kg	1660	1400	84	45-116	
Fluorene	ug/kg	1660	1070	64	42-120	
Indeno(1,2,3-cd)pyrene	ug/kg	1660	1490	90	43-123	
Naphthalene	ug/kg	1660	1010	61	40-100	

Date: 04/28/2011 02:28 PM

REPORT OF LABORATORY ANALYSIS

Page 12 of 19

This report shall not be reproduced, except in full,
without the written consent of Pace Analytical Services, Inc..



QUALITY CONTROL DATA

Project: 103-82514/LES
Pace Project No.: 3529617

LABORATORY CONTROL SAMPLE: 195756

Parameter	Units	Spike Conc.	LCS Result	LCS % Rec	% Rec Limits	Qualifiers
Phenanthrene	ug/kg	1660	1460	88	36-125	
Pyrene	ug/kg	1660	1250	75	41-123	
2-Fluorobiphenyl (S)	%			70	18-110	
Nitrobenzene-d5 (S)	%			50	10-110	
Terphenyl-d14 (S)	%			82	10-123	

MATRIX SPIKE & MATRIX SPIKE DUPLICATE: 195757 195758

Parameter	Units	3529617001	MS Spike	MSD Spike	MS Result	MSD Result	MS % Rec	MSD % Rec	% Rec Limits	RPD	Max RPD	Qual
		Result	Conc.	Conc.								
1-Methylnaphthalene	ug/kg	5750	2060	2050	4180	3980	-76	-86	27-123	5	40	J(M1)
2-Methylnaphthalene	ug/kg	8050	2060	2050	3550	3210	-219	-236	16-137	10	40	J(M1)
Acenaphthene	ug/kg	4.1U	2060	2050	1450	1550	70	76	37-110	7	40	
Acenaphthylene	ug/kg	4.8U	2060	2050	1660	1700	81	83	41-110	2	40	
Anthracene	ug/kg	198	2060	2050	1670	1770	71	77	45-113	6	40	
Benzo(a)anthracene	ug/kg	32.5 l	2060	2050	1720	1740	82	83	44-117	1	40	
Benzo(a)pyrene	ug/kg	64.7	2060	2050	1650	1660	77	78	44-123	.04	40	
Benzo(b)fluoranthene	ug/kg	103	2060	2050	1530	1580	70	72	37-124	3	40	
Benzo(g,h,i)perylene	ug/kg	17.8 l	2060	2050	1380	1390	66	67	42-125	.8	40	
Benzo(k)fluoranthene	ug/kg	82.9	2060	2050	1630	1710	75	79	44-126	5	40	
Chrysene	ug/kg	69.8	2060	2050	1640	1690	76	79	45-116	3	40	
Dibenz(a,h)anthracene	ug/kg	4.4U	2060	2050	1330	1300	65	63	43-124	3	40	
Fluoranthene	ug/kg	103	2060	2050	1720	1680	78	77	45-116	2	40	
Fluorene	ug/kg	409	2060	2050	1370	1580	47	57	42-120	14	40	
Indeno(1,2,3-cd)pyrene	ug/kg	11.5 l	2060	2050	1410	1400	68	68	43-123	.3	40	
Naphthalene	ug/kg	314	2060	2050	1520	1490	58	57	40-100	2	40	
Phenanthrene	ug/kg	396	2060	2050	1980	2110	77	83	36-125	6	40	
Pyrene	ug/kg	159	2060	2050	1830	1980	81	89	41-123	8	40	
2-Fluorobiphenyl (S)	%						59	60	18-110			
Nitrobenzene-d5 (S)	%						48	54	10-110			
Terphenyl-d14 (S)	%						83	90	10-123			

QUALITY CONTROL DATA

Project: 103-82514/LES
Pace Project No.: 3529617

QC Batch: MSV/2979 Analysis Method: EPA 8260
QC Batch Method: EPA 8260 Analysis Description: 8260 MSV 5030 Low
Associated Lab Samples: 3529617002

METHOD BLANK: 195734 Matrix: Solid
Associated Lab Samples: 3529617002

Parameter	Units	Blank Result	Reporting Limit	Analyzed	Qualifiers
1,1,1-Trichloroethane	ug/kg	2.8U	5.1	04/25/11 16:36	
1,1,2,2-Tetrachloroethane	ug/kg	2.6U	5.1	04/25/11 16:36	
1,1,2-Trichloroethane	ug/kg	2.6U	5.1	04/25/11 16:36	
1,1-Dichloroethane	ug/kg	2.8U	5.1	04/25/11 16:36	
1,1-Dichloroethene	ug/kg	2.6U	5.1	04/25/11 16:36	
1,2-Dichloroethane	ug/kg	2.6U	5.1	04/25/11 16:36	
1,2-Dichloropropane	ug/kg	2.6U	5.1	04/25/11 16:36	
Acrolein	ug/kg	36.2U	51.3	04/25/11 16:36	
Acrylonitrile	ug/kg	27.6U	51.3	04/25/11 16:36	
Benzene	ug/kg	2.6U	5.1	04/25/11 16:36	
Bromodichloromethane	ug/kg	2.6U	5.1	04/25/11 16:36	
Bromoform	ug/kg	2.6U	5.1	04/25/11 16:36	
Bromomethane	ug/kg	2.6U	5.1	04/25/11 16:36	
Carbon tetrachloride	ug/kg	2.6U	5.1	04/25/11 16:36	
Chlorobenzene	ug/kg	2.6U	5.1	04/25/11 16:36	
Chloroethane	ug/kg	3.7U	5.1	04/25/11 16:36	
Chloroform	ug/kg	3.0U	5.1	04/25/11 16:36	
Chloromethane	ug/kg	2.9U	5.1	04/25/11 16:36	
cis-1,3-Dichloropropene	ug/kg	2.6U	5.1	04/25/11 16:36	
Dibromochloromethane	ug/kg	2.6U	5.1	04/25/11 16:36	
Ethylbenzene	ug/kg	2.9U	5.1	04/25/11 16:36	
Methyl-tert-butyl ether	ug/kg	2.6U	5.1	04/25/11 16:36	
Methylene Chloride	ug/kg	2.6U	5.1	04/25/11 16:36	
Tetrachloroethene	ug/kg	2.6U	5.1	04/25/11 16:36	
Toluene	ug/kg	2.8U	5.1	04/25/11 16:36	
trans-1,2-Dichloroethene	ug/kg	3.1U	5.1	04/25/11 16:36	
trans-1,3-Dichloropropene	ug/kg	2.6U	5.1	04/25/11 16:36	
Trichloroethene	ug/kg	2.9U	5.1	04/25/11 16:36	
Trichlorofluoromethane	ug/kg	2.8U	5.1	04/25/11 16:36	
Vinyl chloride	ug/kg	2.8U	5.1	04/25/11 16:36	
Xylene (Total)	ug/kg	5.3U	15.4	04/25/11 16:36	
1,2-Dichloroethane-d4 (S)	%	101	80-131	04/25/11 16:36	
4-Bromofluorobenzene (S)	%	103	55-148	04/25/11 16:36	
Dibromofluoromethane (S)	%	102	82-115	04/25/11 16:36	
Toluene-d8 (S)	%	99	84-117	04/25/11 16:36	

LABORATORY CONTROL SAMPLE: 195735

Parameter	Units	Spike Conc.	LCS Result	LCS % Rec	% Rec Limits	Qualifiers
1,1,1-Trichloroethane	ug/kg	22.8	22.2	97	68-130	
1,1,2,2-Tetrachloroethane	ug/kg	22.8	21.9	96	70-130	

Date: 04/28/2011 02:28 PM

REPORT OF LABORATORY ANALYSIS

Page 14 of 19

This report shall not be reproduced, except in full,
without the written consent of Pace Analytical Services, Inc..



QUALITY CONTROL DATA

Project: 103-82514/LES
Pace Project No.: 3529617

LABORATORY CONTROL SAMPLE: 195735

Parameter	Units	Spike Conc.	LCS Result	LCS % Rec	% Rec Limits	Qualifiers
1,1,2-Trichloroethane	ug/kg	22.8	22.2	97	70-130	
1,1-Dichloroethane	ug/kg	22.8	23.0	101	69-130	
1,1-Dichloroethene	ug/kg	22.8	22.3	98	67-130	
1,2-Dichloroethane	ug/kg	22.8	23.0	101	70-130	
1,2-Dichloropropane	ug/kg	22.8	22.7	99	70-130	
Acrolein	ug/kg	228	213	93	37-163	
Acrylonitrile	ug/kg	228	231	101	70-130	
Benzene	ug/kg	22.8	21.6	94	70-130	
Bromodichloromethane	ug/kg	22.8	22.1	97	70-130	
Bromoform	ug/kg	22.8	21.7	95	70-130	
Bromomethane	ug/kg	22.8	26.9	118	42-156	
Carbon tetrachloride	ug/kg	22.8	22.2	97	65-132	
Chlorobenzene	ug/kg	22.8	21.4	94	70-130	
Chloroethane	ug/kg	22.8	24.5	107	56-146	
Chloroform	ug/kg	22.8	22.8	100	69-130	
Chloromethane	ug/kg	22.8	23.4	102	50-145	
cis-1,3-Dichloropropene	ug/kg	22.8	20.9	92	70-130	
Dibromochloromethane	ug/kg	22.8	22.0	96	70-130	
Ethylbenzene	ug/kg	22.8	21.1	92	70-130	
Methyl-tert-butyl ether	ug/kg	22.8	21.8	96	70-130	
Methylene Chloride	ug/kg	22.8	22.3	98	40-159	
Tetrachloroethene	ug/kg	22.8	24.4	107	63-130	
Toluene	ug/kg	22.8	21.1	92	70-130	
trans-1,2-Dichloroethene	ug/kg	22.8	21.9	96	70-130	
trans-1,3-Dichloropropene	ug/kg	22.8	21.2	93	70-130	
Trichloroethene	ug/kg	22.8	21.2	93	69-130	
Trichlorofluoromethane	ug/kg	22.8	21.4	94	67-130	
Vinyl chloride	ug/kg	22.8	23.3	102	67-130	
Xylene (Total)	ug/kg	68.5	64.5	94	70-130	
1,2-Dichloroethane-d4 (S)	%			103	80-131	
4-Bromofluorobenzene (S)	%			103	55-148	
Dibromofluoromethane (S)	%			101	82-115	
Toluene-d8 (S)	%			99	84-117	

MATRIX SPIKE & MATRIX SPIKE DUPLICATE: 196163 196164

Parameter	Units	3529617002		MS	MSD	MS	MSD	MS	MSD	% Rec	% Rec	Limits	RPD	RPD	Qual
		Result	Conc.	Spike Conc.	Spike Conc.										
1,1,1-Trichloroethane	ug/kg	5.7U	29.2	25.9	25.2	20.8	86	80	70-130	19	40				
1,1,2,2-Tetrachloroethane	ug/kg	5.2U	29.2	25.9	23.4	20.4	80	79	70-130	14	40				
1,1,2-Trichloroethane	ug/kg	5.2U	29.2	25.9	25.7	23.1	88	89	70-130	11	40				
1,1-Dichloroethane	ug/kg	5.7U	29.2	25.9	26.9	24.2	92	93	70-130	11	40				
1,1-Dichloroethene	ug/kg	5.2U	29.2	25.9	23.6	21.9	81	84	70-130	8	40				
1,2-Dichloroethane	ug/kg	5.2U	29.2	25.9	26.5	22.5	91	87	70-130	17	40				
1,2-Dichloropropane	ug/kg	5.2U	29.2	25.9	27.2	21.3	93	82	70-130	24	40				
Acrolein	ug/kg	73.9U	292	259	51.5U	45.7U	-2	-1	70-130			40			J(M1)
Acrylonitrile	ug/kg	56.3U	292	259	253	233	87	90	70-130	8	40				

Date: 04/28/2011 02:28 PM

REPORT OF LABORATORY ANALYSIS

Page 15 of 19

This report shall not be reproduced, except in full,
without the written consent of Pace Analytical Services, Inc..



QUALITY CONTROL DATA

Project: 103-82514/LES
Pace Project No.: 3529617

Parameter	MATRIX SPIKE & MATRIX SPIKE DUPLICATE: 196163				196164				% Rec	% Rec	% Rec	Limits	Max RPD	RPD	Qual
	Units	3529617002 Result	MS Spike Conc.	MSD Spike Conc.	MS Result	MSD Result	MS % Rec	MSD % Rec							
Benzene	ug/kg	74.8	29.2	25.9	21.7	18.5	-182	-217	70-130	16	40	J(M1)			
Bromodichloromethane	ug/kg	5.2U	29.2	25.9	26.8	22.2	92	86	70-130	19	40				
Bromoform	ug/kg	5.2U	29.2	25.9	22.3	19.5	76	75	70-130	13	40				
Bromomethane	ug/kg	5.2U	29.2	25.9	32.0	24.6	110	95	70-130	26	40				
Carbon tetrachloride	ug/kg	5.2U	29.2	25.9	22.6	19.4	78	75	70-130	15	40				
Chlorobenzene	ug/kg	5.2U	29.2	25.9	21.4	18.5	73	71	70-130	15	40				
Chloroethane	ug/kg	7.5U	29.2	25.9	28.9	23.4	99	90	70-130	21	40				
Chloroform	ug/kg	6.2U	29.2	25.9	26.7	22.3	92	86	70-130	18	40				
Chloromethane	ug/kg	5.9U	29.2	25.9	26.7	28.1	92	108	70-130	5	40				
cis-1,3-Dichloropropene	ug/kg	5.2U	29.2	25.9	22.7	18.8	78	73	70-130	19	40				
Dibromochloromethane	ug/kg	5.2U	29.2	25.9	23.2	20.8	79	80	70-130	10	40				
Ethylbenzene	ug/kg	7.8 I	29.2	25.9	20.9	18.3	45	41	70-130	13	40	J(M1)			
Methyl-tert-butyl ether	ug/kg	10.8	29.2	25.9	27.3	25.2	57	55	70-130	8	40	J(M1)			
Methylene Chloride	ug/kg	6.9 I	29.2	25.9	26.2	24.2	66	67	70-130	8	40	J(M1)			
Tetrachloroethene	ug/kg	5.2U	29.2	25.9	27.1	23.0	93	89	70-130	17	40				
Toluene	ug/kg	16.8	29.2	25.9	21.4	18.2	16	5	70-130	16	40	J(M1)			
trans-1,2-Dichloroethene	ug/kg	6.4U	29.2	25.9	24.7	23.0	85	89	70-130	7	40				
trans-1,3-Dichloropropene	ug/kg	5.2U	29.2	25.9	21.9	19.0	75	73	70-130	14	40				
Trichloroethene	ug/kg	5.9U	29.2	25.9	23.8	21.5	81	83	70-130	10	40				
Trichlorofluoromethane	ug/kg	5.7U	29.2	25.9	22.5	20.2	77	78	70-130	11	40				
Vinyl chloride	ug/kg	5.6U	29.2	25.9	24.5	23.8	84	92	70-130	3	40				
Xylene (Total)	ug/kg	14.6 I	87.6	77.7	62.4	55.4	55	53	70-130	12	40				
1,2-Dichloroethane-d4 (S)	%						99	92	80-131						
4-Bromofluorobenzene (S)	%						101	99	55-148						
Dibromofluoromethane (S)	%						103	103	82-115						
Toluene-d8 (S)	%						101	97	84-117						

QUALITY CONTROL DATA

Project: 103-82514/LES
Pace Project No.: 3529617

QC Batch: WET/8265 Analysis Method: ASTM D2974-87
QC Batch Method: ASTM D2974-87 Analysis Description: Dry Weight/Percent Moisture
Associated Lab Samples: 3529617001, 3529617002, 3529617003, 3529617004

SAMPLE DUPLICATE: 195852

Parameter	Units	3529487001 Result	Dup Result	RPD	Max RPD	Qualifiers
Percent Moisture	%	98.6	98.6	.03	10	

SAMPLE DUPLICATE: 195853

Parameter	Units	3529517013 Result	Dup Result	RPD	Max RPD	Qualifiers
Percent Moisture	%	4.9	5.2	7	10	

SAMPLE DUPLICATE: 195855

Parameter	Units	3529609001 Result	Dup Result	RPD	Max RPD	Qualifiers
Percent Moisture	%	96.9	94.7	2	10	

SAMPLE DUPLICATE: 195856

Parameter	Units	3529617001 Result	Dup Result	RPD	Max RPD	Qualifiers
Percent Moisture	%	20.4	38.6	62	10	J(D6)

QUALITY CONTROL DATA

Project: 103-82514/LES

Pace Project No.: 3529617

QC Batch: WET/8289

Analysis Method: ASTM D2974-87

QC Batch Method: ASTM D2974-87

Analysis Description: Dry Weight/Percent Moisture

Associated Lab Samples: 3529617003

SAMPLE DUPLICATE: 196315

Parameter	Units	3529517020 Result	Dup Result	RPD	Max RPD	Qualifiers
Percent Moisture	%	0.86	0.81	7	10	

SAMPLE DUPLICATE: 196316

Parameter	Units	3529615004 Result	Dup Result	RPD	Max RPD	Qualifiers
Percent Moisture	%	2.9	3.0	2	10	

SAMPLE DUPLICATE: 196317

Parameter	Units	3529615014 Result	Dup Result	RPD	Max RPD	Qualifiers
Percent Moisture	%	1.4	1.4	.5	10	

SAMPLE DUPLICATE: 196318

Parameter	Units	3529628007 Result	Dup Result	RPD	Max RPD	Qualifiers
Percent Moisture	%	10.9	11.3	3	10	

SAMPLE DUPLICATE: 196319

Parameter	Units	3529635001 Result	Dup Result	RPD	Max RPD	Qualifiers
Percent Moisture	%	17.6	18.4	4	10	

SAMPLE DUPLICATE: 196320

Parameter	Units	3529670001 Result	Dup Result	RPD	Max RPD	Qualifiers
Percent Moisture	%	97.0	97.0	.006	10	

SAMPLE DUPLICATE: 196321

Parameter	Units	3529673001 Result	Dup Result	RPD	Max RPD	Qualifiers
Percent Moisture	%	96.9	97.0	.08	10	

QUALIFIERS

Project: 103-82514/LES
Pace Project No.: 3529617

DEFINITIONS

DF - Dilution Factor, if reported, represents the factor applied to the reported data due to changes in sample preparation, dilution of the sample aliquot, or moisture content.

ND - Not Detected at or above adjusted reporting limit.

MDL - Adjusted Method Detection Limit.

S - Surrogate

1,2-Diphenylhydrazine (8270 listed analyte) decomposes to Azobenzene.

Consistent with EPA guidelines, unrounded data are displayed and have been used to calculate % recovery and RPD values.

LCS(D) - Laboratory Control Sample (Duplicate)

MS(D) - Matrix Spike (Duplicate)

DUP - Sample Duplicate

RPD - Relative Percent Difference

NC - Not Calculable.

SG - Silica Gel - Clean-Up

U - Indicates the compound was analyzed for, but not detected.

N-Nitrosodiphenylamine decomposes and cannot be separated from Diphenylamine using Method 8270. The result reported for each analyte is a combined concentration.

Pace Analytical is NELAP accredited. Contact your Pace PM for the current list of accredited analytes.

LABORATORIES

PASI-O Pace Analytical Services - Ormond Beach

ANALYTE QUALIFIERS

I The reported value is between the laboratory method detection limit and the laboratory practical quantitation limit.

D4 Sample was diluted due to the presence of high levels of target analytes.

J(D6) Estimated Value. The relative percent difference (RPD) between the sample and sample duplicate exceeded laboratory control limits.

J(M1) Estimated Value. Matrix spike recovery exceeded QC limits. Batch accepted based on laboratory control sample (LCS) recovery.

Z3 Methylene chloride is a common laboratory contaminant. Results for this analyte should be considered estimated unless the amount found in the sample is 3 to 5 times higher than that found in the method blank.



CHAIN-OF-CUSTODY / Analytical Request Document

The Chain-of-Custody is a LEGAL DOCUMENT. All relevant fields must be completed accurately.

3529138
3529617

Section A Required Client Information:		Section B Required Project Information:		Section C Invoice Information:		Page: 1 of 4	
Company: <i>Golder Associates</i>		Report To: <i>Kirk Blevins</i>		Attention:		1468509	
Address: <i>9428 Baymeadows Rd. Ste 6 Jax, FL 32256</i>		Copy To: <i>Kirk Blevins</i>		Company Name:		REGULATORY AGENCY	
Email To: <i>Kirk-Blevins@golder.com</i>		Purchase Order No.:		Address:		<input type="checkbox"/> NPDES <input type="checkbox"/> GROUND WATER <input type="checkbox"/> DRINKING WATER	
Phone: <i>904-363-3430</i> Fax: <i>904-363-3445</i>		Project Name: <i>LES</i>		Face Quote Reference:		<input type="checkbox"/> UST <input checked="" type="checkbox"/> RCRA <input type="checkbox"/> OTHER	
Requested Due Date/TAT:		Project Number: <i>103-82514</i>		Face Project Manager:		Site Location	
				Face Profile #:		STATE: <i>FL</i>	

ITEM #	Section D Required Client Information	Matrix Codes MATRIX / CODE	MATRIX CODE (see valid codes to left)	SAMPLE TYPE (G=GRAB C=COMP)	COLLECTED				SAMPLE TEMP AT COLLECTION	# OF CONTAINERS	Preservatives										Analysis Test	Residual Chlorine (Y/N)	Pace Project No./ Lab I.D.			
					COMPOSITE START		COMPOSITE END/GRAB				Unpreserved	H ₂ SO ₄	HNO ₃	HCl	NaOH	Na ₂ S ₂ O ₃	Methanol	Other	NPDES	MUT				RCRA	Spec. M.A.	RCRA8
					DATE	TIME	DATE	TIME																		
1	<i>SB-1-1</i>	<i>SL</i>	<i>G</i>	<i>4/12</i>	<i>0930</i>				<i>5</i>	<i>2</i>								<i>2</i>	<i>1</i>							<i>HOLD TRAH SPEC - 1</i>
2	<i>SB-1-2</i>	<i>SL</i>	<i>G</i>	<i>4/12</i>	<i>0931</i>				<i>5</i>	<i>2</i>								<i>2</i>	<i>1</i>							<i>-2</i>
3	<i>SB-1-3</i>	<i>SL</i>	<i>G</i>	<i>4/12</i>	<i>0932</i>				<i>5</i>	<i>2</i>								<i>2</i>	<i>1</i>							<i>HOLD ALL</i>
4	<i>SB-1-4</i>	<i>SL</i>	<i>G</i>	<i>4/12</i>	<i>0933</i>				<i>5</i>	<i>2</i>								<i>2</i>	<i>1</i>							<i>↓</i>
5	<i>SB-1-5</i>	<i>SL</i>	<i>G</i>	<i>4/12</i>	<i>0934</i>				<i>1</i>	<i>1</i>																<i>↓</i>
6	<i>SB-2-1</i>	<i>SL</i>	<i>G</i>	<i>4/12</i>	<i>1015</i>				<i>5</i>	<i>2</i>								<i>2</i>	<i>1</i>							<i>HOLD TRAH SPEC - 3</i>
7	<i>SB-2-2</i>	<i>SL</i>	<i>G</i>	<i>4/12</i>	<i>1016</i>				<i>5</i>	<i>2</i>								<i>2</i>	<i>1</i>							<i>↓</i>
8	<i>SB-2-3</i>	<i>SL</i>	<i>G</i>	<i>4/12</i>	<i>1017</i>				<i>5</i>	<i>2</i>								<i>2</i>	<i>1</i>							<i>HOLD ALL 617-1</i>
9	<i>SB-2-4</i>	<i>SL</i>	<i>G</i>	<i>4/12</i>	<i>1018</i>				<i>5</i>	<i>2</i>								<i>2</i>	<i>1</i>							<i>↓</i>
10	<i>SB-2-5</i>	<i>SL</i>	<i>G</i>	<i>4/12</i>	<i>1019</i>				<i>5</i>	<i>2</i>								<i>2</i>	<i>1</i>							<i>↓</i>
11	<i>SB-2-6</i>	<i>SL</i>	<i>G</i>	<i>4/12</i>	<i>1020</i>				<i>1</i>	<i>1</i>																<i>↓</i>
12	<i>SB-3-1</i>	<i>SL</i>	<i>C</i>	<i>4/12</i>	<i>1025</i>				<i>5</i>	<i>2</i>								<i>2</i>	<i>1</i>							<i>HOLD TRAH SPEC - 5</i>

ADDITIONAL COMMENTS	RELINQUISHED BY / AFFILIATION	DATE	TIME	ACCEPTED BY / AFFILIATION	DATE	TIME	SAMPLE CONDITIONS
<i>SAMPLING KIT-EMPTY</i>	<i>Blake Halcom</i>	<i>4-13-11</i>	<i>7:28</i>	<i>Bob Deery</i>	<i>4-13-11</i>	<i>7:28</i>	
	<i>Bob Deery</i>	<i>4-13-11</i>	<i>9:20</i>	<i>D Sol</i>	<i>4/13/11</i>	<i>9:20</i>	<i>4.2 Y</i>
							<i>T39</i>

ORIGINAL

SAMPLER NAME AND SIGNATURE				Temp in °C	Received on ice (Y/N)	Custody Sealed Cooler (Y/N)	Samples Intact (Y/N)
PRINT Name of SAMPLER:		DATE Signed (MM/DD/YYYY):					
SIGNATURE of SAMPLER:							

*Important Note: By signing this form you are accepting Pace's NET 30 day payment terms and agreeing to late charges of 1.5% per month for any invoices not paid within 30 days.



CHAIN-OF-CUSTODY / Analytical Request Document

The Chain-of-Custody is a LEGAL DOCUMENT. All relevant fields must be completed accurately.

3529138
3529617

Section A Required Client Information:	Section B Required Project Information:	Section C Invoice Information:	Page: 2 of 4
Company: <u>Golden Associates</u>	Report To: <u>Kirk Olevins</u>	Attention:	1468508
Address: <u>9428 Baymeadows Rd Ste 400 Jax, FL 32256</u>	Copy To:	Company Name:	REGULATORY AGENCY
Email To: <u>Kirk-Olevins@golden.com</u>	Purchase Order No.:	Address:	<input type="checkbox"/> NPDES <input type="checkbox"/> GROUND WATER <input type="checkbox"/> DRINKING WATER
Phone: <u>904-363-3430</u> Fax: <u>904-363-3445</u>	Project Name: <u>LES</u>	Pace Quote Reference:	<input type="checkbox"/> UST <input type="checkbox"/> RCRA <input type="checkbox"/> OTHER
Requested Due Date/TAT:	Project Number: <u>103-82514</u>	Pace Project Manager:	Site Location:
		Pace Profile #:	STATE: <u>FL</u>

ITEM #	SAMPLE ID (A-Z, 0-9 / ,) Sample IDs MUST BE UNIQUE	Matrix Codes MATRIX / CODE		DATE	TIME	COMPOSITE START	COMPOSITE END/GRAB	SAMPLE TEMP AT COLLECTION	# OF CONTAINERS	Preservatives										Analysis Test ↓	Residual Chlorine (Y/N)	Pace Project No./ Lab I.D.					
		METHANE	METHANOL							OTHER	UNPRESERVED	H ₂ SO ₄	HNO ₃	HCl	NaOH	Na ₂ S ₂ O ₅	Methanol	Other	Y/N				Y/N				
																								Drinking Water DW	Water WT	Waste Water WW	Product P
1	58-3-2	SL	G	4/12	1026				5	2																	HOLD TOX SPEC -6
2	58-3-3	SL	G	4/12	1027				5	2																	HOLD AU-617-2
3	58-3-4	SL	G	4/12	1028				5	2																	
4	58-3-5	SL	G	4/12	1029				5	2																	
5	58-3-6	SL	G	4/12	1030				1	1																	
6	58-8-1	SL	G	4/12	1310				5	2																	HOLD TOX SPEC -7
7	58-8-2	SL	G	4/12	1311				5	2																	
8	58-8-3	SL	G	4/12	1312				5	2																	HOLD ALL -8
9	58-8-4	SL	G	4/12	1313				5	2																	
10	58-8-5	SL	G	4/12	1314				5	2																	
11	58-7-1	SL	G	4/12	1335				5	2																	HOLD TOX SPEC -9
12	58-7-2	SL	G	4/12	1336				5	2																	HOLD TOX SPEC -10

ADDITIONAL COMMENTS	RELINQUISHED BY / AFFILIATION	DATE	TIME	ACCEPTED BY / AFFILIATION	DATE	TIME	SAMPLE CONDITIONS
SAMPLING KIT-EMPTY	<u>John Hancock</u>	4/13/11	728	<u>Keith Devo</u>	4/13/11	728	
	<u>Bob Kemp</u>	4/13/11	920	<u>DSJ</u>	4/13/11	9:20 AM	42 y
						739	

ORIGINAL

SAMPLER NAME AND SIGNATURE			Temp in °C	Received on box (Y/N)	Custody Sealed Cooler (Y/N)	Samples Intact (Y/N)
PRINT Name of SAMPLER:						
SIGNATURE of SAMPLER:						



CHAIN-OF-CUSTODY / Analytical Request Document

The Chain-of-Custody is a LEGAL DOCUMENT. All relevant fields must be completed accurately.

3529138
3529617

Section A Required Client Information:		Section B Required Project Information:		Section C Invoice Information:		Page: 3 of 4	
Company: Golden Associates		Report To: Kirk Blevins		Attention:		REGULATORY AGENCY:	
Address: 9428 Baymeadows Rd Ste. 400		Copy To:		Company Name:		<input type="checkbox"/> NPDES <input type="checkbox"/> GROUND WATER <input type="checkbox"/> DRINKING WATER <input type="checkbox"/> UST <input type="checkbox"/> RCRA <input type="checkbox"/> OTHER	
City: Jax, FL 32296		Purchase Order No.:		Address:		Site Location:	
Email To: Kirk-Blevins@golden.com		Project Name: LES		Pace Quote Reference:		STATE: FL	
Phone: 904-363-3430		Project Number: 103-82514		Pace Project Manager:		Pace Profile #:	
Requested Due Date/TAT:							

ITEM #	Section D Required Client Information		COLLECTED		COMPOSITE		Preservatives								Requested Analysis Filtered (Y/N)		Residual Chlorine (Y/N)	Pace Project No./ Lab I.D.									
	Matrix Codes MATRIX / CODE		COMPOSITE START	COMPOSITE ENDGRAB																							
	MATRIX CODE (see valid codes to left)	SAMPLE TYPE (G-GRAB C-COMP)	DATE	TIME	DATE	TIME	SAMPLE TEMP AT COLLECTION	# OF CONTAINERS	Unpreserved	H ₂ SO ₄	HNO ₃	HCl	NaOH	Na ₂ S ₂ O ₈	Methanol	Other			Analysis Test ↓								
1	5B-7-3	SL G	4/12	1337			5	2					2	1			3	1							HOLD ALL 617-3		
2	5B-7-4	SL G	4/12	1338			5	2					2	1			3	1									
3	5B-7-5	SL G	4/12	1339			5	2					2	1			3	1									
4	5B-6-1	SL G	4/12	1430			5	2					2	1			3	1								HOLD TEST SPEC-11	
5	5B-6-2	SL G	4/12	1431			5	2					2	1			3	1									
6	DUP-51	SL G	4/12	1431			5	2					2	1			3	1									
7	5B-6-3	SL G	4/12	1432			5	2					2	1			3	1									
8	5B-6-4	SL G	4/12	1433			5	2					2	1			3	1									
9	5B-6-5	SL G	4/12	1434			5	2					2	1			3	1									
10	5B-5-1	SL G	4/12	1506			5	2					2	1			3	1									
11	5B-5-2	SL G	4/12	1501			5	2					2	1			3	1									
12	5B-5-3	SL G	4/12	1502			5	2					2	1			3	1									
ADDITIONAL COMMENTS			RELINQUISHED BY / AFFILIATION	DATE	TIME	ACCEPTED BY / AFFILIATION	DATE	TIME	SAMPLE CONDITIONS																		
SAMPLING KIT-EMPTY			Thabo Makone	4-11-11	729	BS Dept	4-13-11	723																			
			BS Dept	4-13-11	920	DS	4/13/11	9:20	42	Y																	
								T39																			

ORIGINAL

SAMPLER NAME AND SIGNATURE:		Temp in °C	Received on Ice (Y/N)	Custody Sealed Cooler (Y/N)	Samples Intact (Y/N)
PRINT Name of SAMPLER:					
SIGNATURE of SAMPLER:					
DATE Signed (MM/DD/YY):					

Important Note: By signing this form you are accepting Pace's NET 30 day payment terms and agreeing to late charges of 1.5% per month for any invoices not paid within 30 days.

May 05, 2011

Kirk Blevins
Golder Associates, Inc.
9428 Baymeadows Pkwy, Ste. 400
Jacksonville, FL 32256

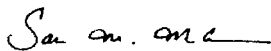
RE: Project: 103-82514/LES
Pace Project No.: 3529889

Dear Kirk Blevins:

Enclosed are the analytical results for sample(s) received by the laboratory on May 02, 2011. The results relate only to the samples included in this report. Results reported herein conform to the most current NELAC standards, where applicable, unless otherwise narrated in the body of the report.

If you have any questions concerning this report, please feel free to contact me.

Sincerely,



Sakina Mckenzie

sakina.mckenzie@pacelabs.com
Project Manager

Enclosures

cc: Ms. Lori Hendel, Golder Associates, Inc.

REPORT OF LABORATORY ANALYSIS

Page 1 of 9

This report shall not be reproduced, except in full,
without the written consent of Pace Analytical Services, Inc..



CERTIFICATIONS

Project: 103-82514/LES
Pace Project No.: 3529889

Ormond Beach Certification IDs

8 East Tower Circle, Ormond Beach, FL 32174
Alabama Certification #: 41320
Arizona Certification #: AZ0735
Colorado Certification: FL NELAC Reciprocity
Connecticut Certification #: PH 0216
Florida Certification #: E83079
Georgia Certification #: 955
Guam Certification: FL NELAC Reciprocity
Hawaii Certification: FL NELAC Reciprocity
Kansas Certification #: E-10383
Kentucky Certification #: 90050
Louisiana Certification #: LA090012
Louisiana Environmental Certificate #: 05007
Maine Certification #: FL1264
Massachusetts Certification #: M-FL1264

Michigan Certification #: 9911
Mississippi Certification: FL NELAC Reciprocity
Montana Certification #: Cert 0074
Nevada Certification: FL NELAC Reciprocity
New Hampshire Certification #: 2958
New Jersey Certification #: FL765
New York Certification #: 11608
North Carolina Environmental Certificate #: 667
North Carolina Certification #: 12710
Pennsylvania Certification #: 68-547
Puerto Rico Certification #: FL01264
Tennessee Certification #: TN02974
Texas Certification: FL NELAC Reciprocity
Virginia Certification #: 00432
Wyoming Certification: FL NELAC Reciprocity

REPORT OF LABORATORY ANALYSIS

Page 2 of 9

This report shall not be reproduced, except in full,
without the written consent of Pace Analytical Services, Inc..



SAMPLE SUMMARY

Project: 103-82514/LES
Pace Project No.: 3529889

Lab ID	Sample ID	Matrix	Date Collected	Date Received
3529889001	SB-6-4	Solid	04/12/11 14:33	05/02/11 09:20

REPORT OF LABORATORY ANALYSIS

This report shall not be reproduced, except in full,
without the written consent of Pace Analytical Services, Inc..



SAMPLE ANALYTE COUNT

Project: 103-82514/LES
Pace Project No.: 3529889

Lab ID	Sample ID	Method	Analysts	Analytes Reported	Laboratory
3529889001	SB-6-4	EPA 6010	TAP	1	PASI-O
		ASTM D2974-87	GMD	1	PASI-O

REPORT OF LABORATORY ANALYSIS

This report shall not be reproduced, except in full,
without the written consent of Pace Analytical Services, Inc..



HITS ONLY

Project: 103-82514/LES
Pace Project No.: 3529889

Lab Sample ID Method	Client Sample ID Parameters	Result	Units	Report Limit	Analyzed	Qualifiers
3529889001 ASTM D2974-87	SB-6-4 Percent Moisture	19.0 %		0.10	05/05/11 10:50	

REPORT OF LABORATORY ANALYSIS

This report shall not be reproduced, except in full,
without the written consent of Pace Analytical Services, Inc..



ANALYTICAL RESULTS

Project: 103-82514/LES
Pace Project No.: 3529889

Sample: SB-6-4 Lab ID: 3529889001 Collected: 04/12/11 14:33 Received: 05/02/11 09:20 Matrix: Solid

Results reported on a "dry-weight" basis

Parameters	Results	Units	PQL	MDL	DF	Prepared	Analyzed	CAS No.	Qual
6010 MET ICP	Analytical Method: EPA 6010 Preparation Method: EPA 3050								
Arsenic	0.26U	mg/kg	0.52	0.26	1	05/03/11 12:30	05/03/11 18:31	7440-38-2	
Percent Moisture	Analytical Method: ASTM D2974-87								
Percent Moisture	19.0	%	0.10	0.10	1		05/05/11 10:50		

QUALITY CONTROL DATA

Project: 103-82514/LES
Pace Project No.: 3529889

QC Batch: MPRP/4601 Analysis Method: EPA 6010
QC Batch Method: EPA 3050 Analysis Description: 6010 MET
Associated Lab Samples: 3529889001

METHOD BLANK: 198251 Matrix: Solid
Associated Lab Samples: 3529889001

Parameter	Units	Blank Result	Reporting Limit	Analyzed	Qualifiers
Arsenic	mg/kg	0.19U	0.38	05/03/11 16:56	

LABORATORY CONTROL SAMPLE: 198252

Parameter	Units	Spike Conc.	LCS Result	LCS % Rec	% Rec Limits	Qualifiers
Arsenic	mg/kg	10.1	10.3	102	80-120	

MATRIX SPIKE & MATRIX SPIKE DUPLICATE: 198253 198254

Parameter	Units	3529867156 Result	MS Spike Conc.	MSD Spike Conc.	MS Result	MSD Result	MS % Rec	MSD % Rec	% Rec Limits	Max RPD	RPD	Qual
Arsenic	mg/kg	0.19U	9.8	9.1	9.5	8.9	95	95	75-125	7	20	

QUALITY CONTROL DATA

Project: 103-82514/LES
Pace Project No.: 3529889

QC Batch:	WET/8412	Analysis Method:	ASTM D2974-87
QC Batch Method:	ASTM D2974-87	Analysis Description:	Dry Weight/Percent Moisture
Associated Lab Samples:	3529889001		

SAMPLE DUPLICATE: 199480

Parameter	Units	3529889001 Result	Dup Result	RPD	Max RPD	Qualifiers
Percent Moisture	%	19.0	19.7	4	10	

QUALIFIERS

Project: 103-82514/LES
Pace Project No.: 3529889

DEFINITIONS

DF - Dilution Factor, if reported, represents the factor applied to the reported data due to changes in sample preparation, dilution of the sample aliquot, or moisture content.

ND - Not Detected at or above adjusted reporting limit.

MDL - Adjusted Method Detection Limit.

S - Surrogate

1,2-Diphenylhydrazine (8270 listed analyte) decomposes to Azobenzene.

Consistent with EPA guidelines, unrounded data are displayed and have been used to calculate % recovery and RPD values.

LCS(D) - Laboratory Control Sample (Duplicate)

MS(D) - Matrix Spike (Duplicate)

DUP - Sample Duplicate

RPD - Relative Percent Difference

NC - Not Calculable.

SG - Silica Gel - Clean-Up

U - Indicates the compound was analyzed for, but not detected.


N-Nitrosodiphenylamine decomposes and cannot be separated from Diphenylamine using Method 8270. The result reported for each analyte is a combined concentration.

Pace Analytical is NELAP accredited. Contact your Pace PM for the current list of accredited analytes.

LABORATORIES

PASI-O Pace Analytical Services - Ormond Beach

APPENDIX D
AFFIDAVIT



Corporate Office

1010 East Adams St. • Jacksonville, FL 32202
P.O. Box 43369 • Jacksonville, FL 32203
Phone: (904) 354-0372 • (800) 447-3592
Fax: (904) 350-1313 • www.iwsww.com

April 8, 2011

To Whom it May Concern:

To the best of my knowledge, Industrial Water Services, Inc., Liquid Environmental Solutions LLC, nor any of the prior owners or operators of the facility at 1640 Talleyrand Avenue, Jacksonville, Florida, has ever received or treated any of the following:

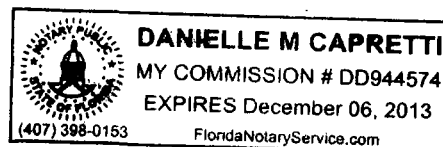
Dioxins
Furans
Polychlorinated Biphenyls (PCB's)
Pentachlorophenol (PCP)
Pesticides
Herbicides

A. Thomas Dudley
President
Industrial Water Services, Inc.

State of Florida
County of Duval

The foregoing instrument was executed, acknowledged, and delivered before me on this 19th day of April, 2011, by A. Thomas Dudley. He is personally known to me.

Danielle M Capretti
Notary Public



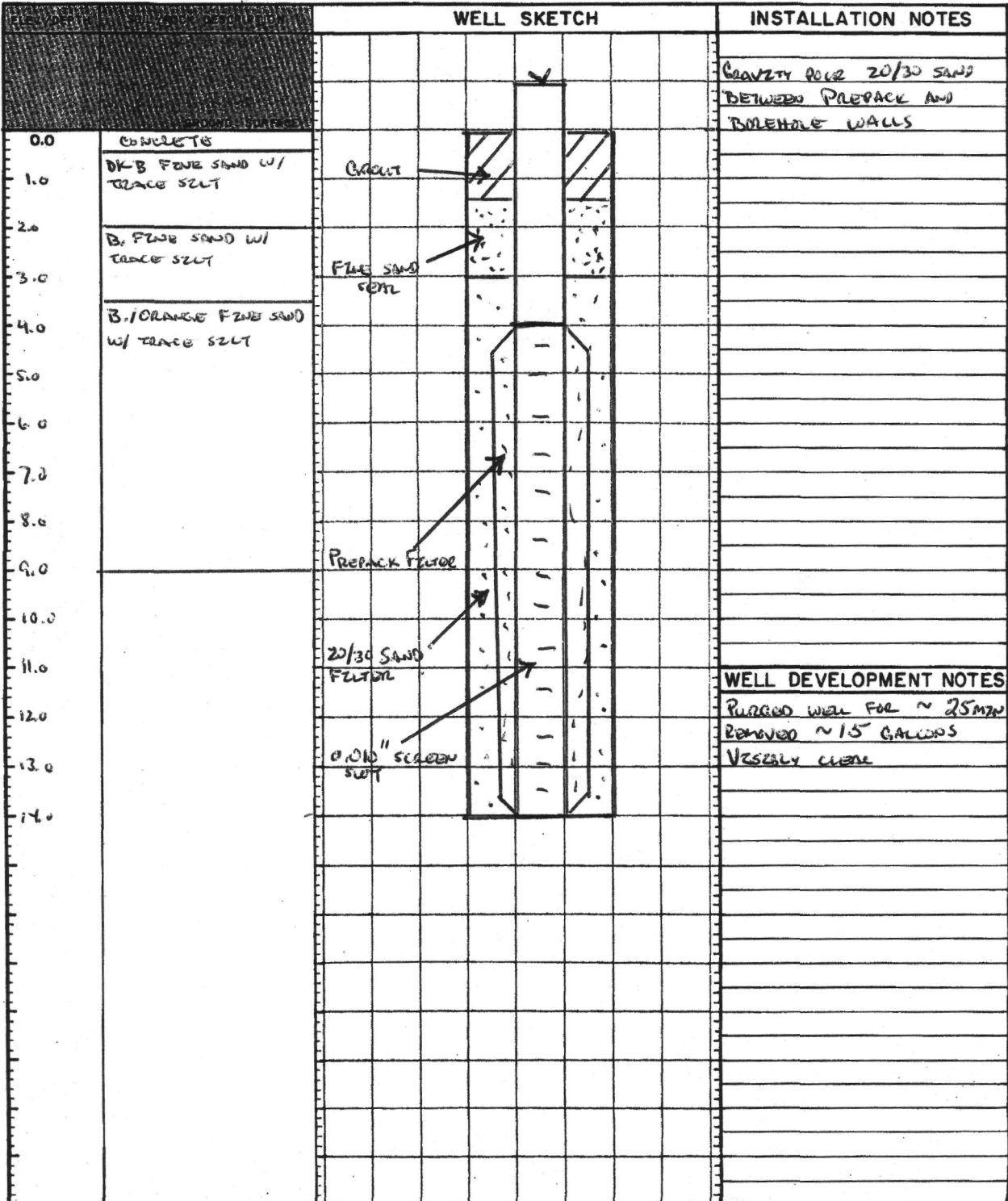
APPENDIX E
WELL CONSTRUCTION DETAILS

MONITORING WELL INSTALLATION LOG

JOB NO. <u>103-82514</u>	PROJECT <u>LES</u>	WELL NO. <u>SB-4</u>	SHEET <u>1</u> OF <u>1</u>
GA INSP. <u>K. BLOTT</u>	DRILLING METHOD <u>DPT</u>	GROUND ELEV. <u> </u>	WATER DEPTH <u> </u>
WEATHER <u>PS/DL</u>	DRILLING COMPANY <u>PAUBE DESIGN</u>	COLLAR ELEV. <u> </u>	DATE/TIME <u> </u>
TEMP. <u>80° F</u>	DRILL RIG <u>LG00ST</u>	DRILLER <u>J. CAYMAN</u>	STARTED <u>4-12-11</u> COMPLETED <u>4-12-11</u>
		TIME / DATE	TIME / DATE

MATERIALS INVENTORY

WELL CASING <u>1</u> in. dia. <u>5</u> ft.	WELL SCREEN <u>1</u> in. dia. <u>10</u> ft.	BENTONITE SEAL <u>NA</u>
CASING TYPE <u>SCH 40 P/C</u>	SCREEN TYPE <u>2.010" SCH 40 P/C</u>	INSTALLATION METHOD <u>NA</u>
JOINT TYPE <u>THREAD</u>	SLOT SIZE <u>0.010"</u>	FILTER PACK QTY. <u>PRE PACK</u>
GROUT QUANTITY <u>1/2 BAG</u>	CENTRALIZERS <u> </u>	FILTER PACK TYPE <u>20/30 SAND</u>
GROUT TYPE <u>PORTLAND</u>	DRILLING MUD TYPE <u> </u>	INSTALLATION METHOD <u> </u>

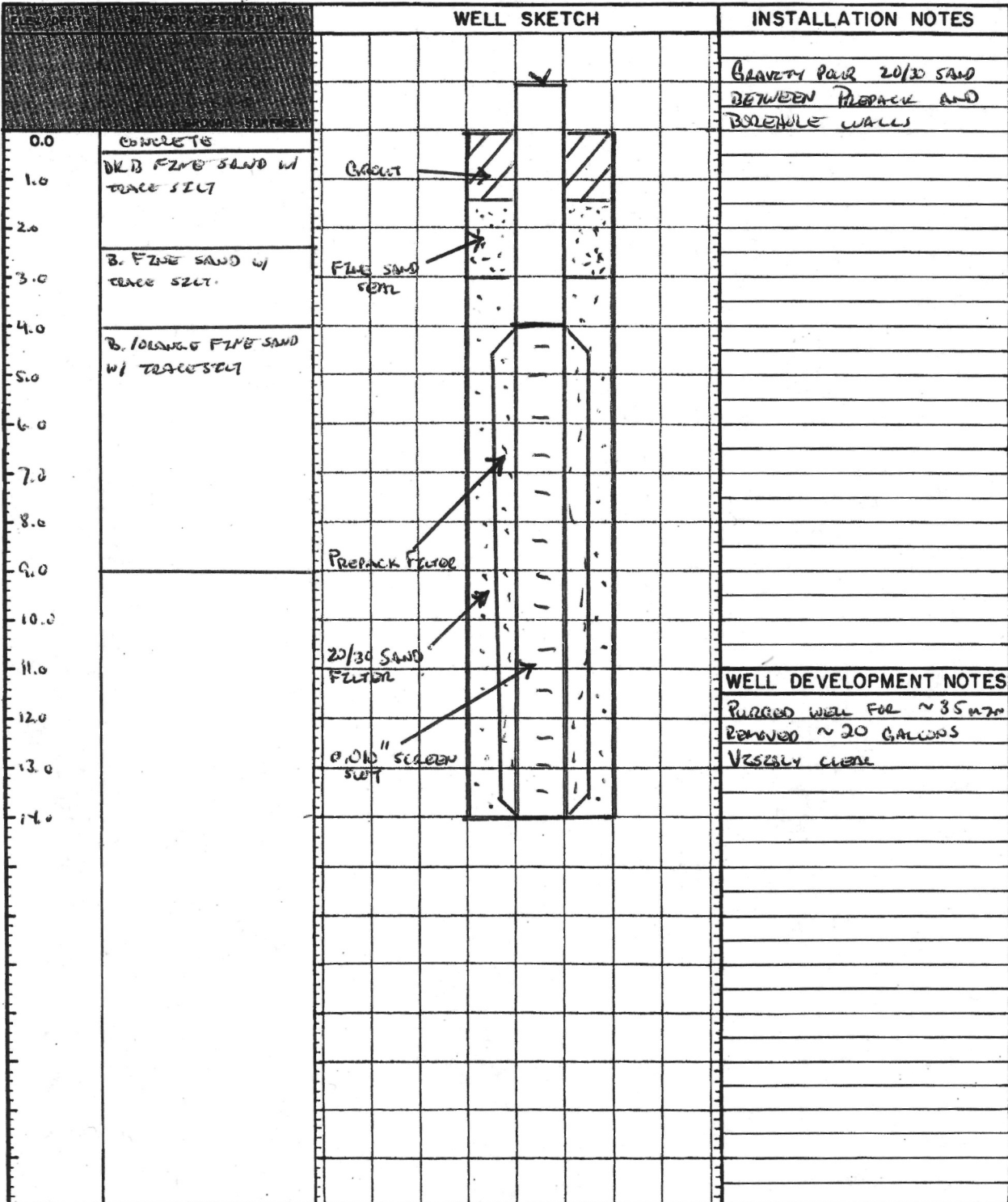


MONITORING WELL INSTALLATION LOG

JOB NO. <u>103-82514</u>	PROJECT <u>LES</u>	WELL NO. <u>SB-5</u>	SHEET <u>1</u> OF <u>1</u>
GA INSP. <u>K. BLOTT</u>	DRILLING METHOD <u>DPT</u>	GROUND ELEV. <u>—</u>	WATER DEPTH <u>—</u>
WEATHER <u>PS/DL</u>	DRILLING COMPANY <u>PROBE DESIGN</u>	COLLAR ELEV. <u>—</u>	DATE/TIME <u>—</u>
TEMP. <u>80° F</u>	DRILL RIG <u>6608T</u>	DRILLER <u>J. Cayman</u>	STARTED <u>4-12-11</u> COMPLETED <u>4-12-11</u>
		TIME / DATE	TIME / DATE

MATERIALS INVENTORY

WELL CASING <u>1</u> in. dia. <u>5</u> I.F.	WELL SCREEN <u>1</u> in. dia. <u>10</u> I.F.	BENTONITE SEAL <u>NA</u>
CASING TYPE <u>SCH 40 P/C</u>	SCREEN TYPE <u>2.010" SCH 40 P/C</u>	INSTALLATION METHOD <u>NA</u>
JOINT TYPE <u>THREAD</u>	SLOT SIZE <u>0.010"</u>	FILTER PACK QTY. <u>PILE PACK</u>
GROUT QUANTITY <u>1/4 BAG</u>	CENTRALIZERS <u>—</u>	FILTER PACK TYPE <u>20/30 SAND</u>
GROUT TYPE <u>PORTLAND</u>	DRILLING MUD TYPE <u>—</u>	INSTALLATION METHOD <u>—</u>



MONITORING WELL INSTALLATION LOG

JOB NO. <u>103-82514</u>	PROJECT <u>LES</u>	WELL NO. <u>SB-6</u>	SHEET <u>1</u> OF <u>1</u>
GA INSP. <u>K. Blevins</u>	DRILLING METHOD <u>DPT</u>	GROUND ELEV. <u>—</u>	WATER DEPTH <u>—</u>
WEATHER <u>PS/PC</u>	DRILLING COMPANY <u>PROBE DESIGN</u>	COLLAR ELEV. <u>—</u>	DATE/TIME <u>—</u>
TEMP. <u>80° F</u>	DRILL RIG <u>LG00ST</u>	DRILLER <u>J. Cayman</u>	STARTED <u>4-12-11</u> COMPLETED <u>4-12-11</u>
		TIME / DATE	TIME / DATE

MATERIALS INVENTORY

WELL CASING <u>1</u> in. dia. <u>5</u> ft.	WELL SCREEN <u>1</u> in. dia. <u>10</u> ft.	BENTONITE SEAL <u>NA</u>
CASING TYPE <u>SCH 40 PVC</u>	SCREEN TYPE <u>2.010" SCH 40 PVC</u>	INSTALLATION METHOD <u>NA</u>
JOINT TYPE <u>THREAD</u>	SLOT SIZE <u>0.010"</u>	FILTER PACK QTY. <u>PLE PACK</u>
GROUT QUANTITY <u>14 BAGS</u>	CENTRALIZERS <u>—</u>	FILTER PACK TYPE <u>20/30 SAND</u>
GROUT TYPE <u>PORTLAND</u>	DRILLING MUD TYPE <u>—</u>	INSTALLATION METHOD <u>—</u>

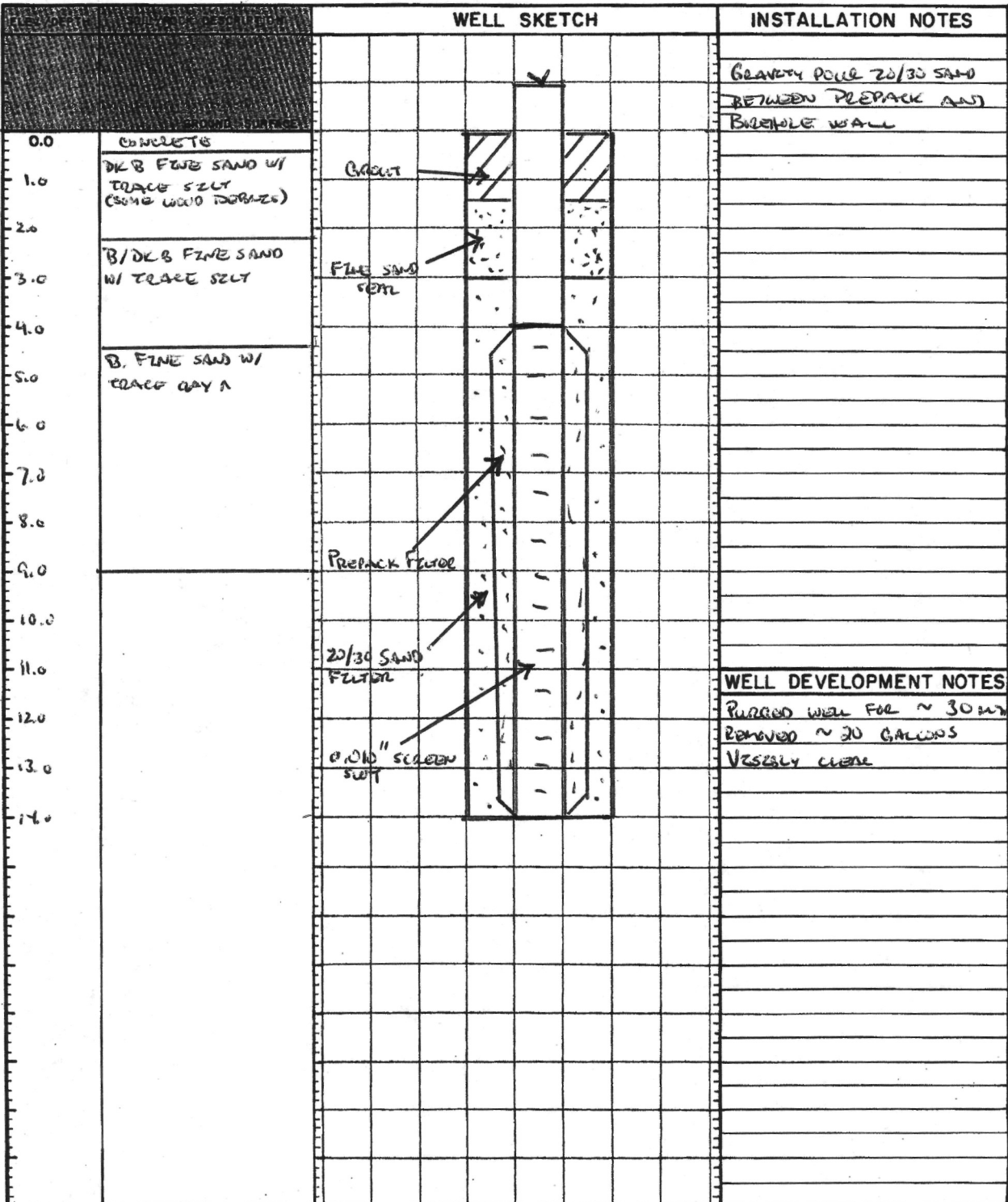
	WELL SKETCH	INSTALLATION NOTES
0.0		GRAVELLY SAND 20/30 SAND BETWEEN PREPACK AND BOTTLE WALL
1.0		CONCRETE
2.0		DEB FINE SAND w/ TRACE SILT
3.0		FINE SAND SEAL
4.0		B. FINE SAND w/ TRACE SILT & CLAY
5.0		B. FINE SAND w/ TRACE CLAY
6.0		
7.0		
8.0		
9.0		
10.0		
11.0		
12.0		
13.0		
14.0		
		WELL DEVELOPMENT NOTES PURGED WELL FOR ~ 20MIN REMOVED ~ 15 GALLONS VESSELY CLEAN

MONITORING WELL INSTALLATION LOG

JOB NO. <u>103-82514</u>	PROJECT <u>LES</u>	WELL NO. <u>SB-7</u>	SHEET <u>1</u> OF <u>1</u>
GA INSP. <u>K. BLEVINS</u>	DRILLING METHOD <u>DPT</u>	GROUND ELEV. <u>-</u>	WATER DEPTH <u>-</u>
WEATHER <u>P5/0C</u>	DRILLING COMPANY <u>PROBE DYNAMICS</u>	COLLAR ELEV. <u>-</u>	DATE/TIME <u>-</u>
TEMP. <u>80° F</u>	DRILL RIG <u>6600ST</u>	DRILLER <u>J. CAYMAN</u>	STARTED <u>4-12-11</u> COMPLETED <u>4-12-11</u>
		TIME / DATE	TIME / DATE

MATERIALS INVENTORY

WELL CASING <u>1</u> in. dia. <u>5</u> I.F.	WELL SCREEN <u>1</u> in. dia. <u>10</u> I.F.	BENTONITE SEAL <u>NA</u>
CASING TYPE <u>SCH 40 P/C</u>	SCREEN TYPE <u>2.010" SCH 40 P/C</u>	INSTALLATION METHOD <u>NA</u>
JOINT TYPE <u>THREAD</u>	SLOT SIZE <u>0.010"</u>	FILTER PACK QTY. <u>PRE PACK</u>
GROUT QUANTITY <u>1/2 BAG</u>	CENTRALIZERS <u>-</u>	FILTER PACK TYPE <u>20/30 SAND</u>
GROUT TYPE <u>PORTLAND</u>	DRILLING MUD TYPE <u>-</u>	INSTALLATION METHOD <u>-</u>



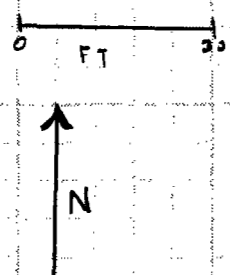
APPENDIX F
GROUNDWATER FLOW CALCULATIONS



OBJECTIVE: CALCULATE GW FLOW DIRECTION AT THE LES FACILITY TO JACKSONVILLE, FL

MW ID	GD ELEVATION	
P2-2	3.76	}
P2-3	3.30	
SB-7	3.04	

ON 4-12-11



$$AD = AC \left(\frac{\Delta GW A-B}{\Delta GW A-C} \right)$$

$$= 210 \left(\frac{3.76 - 3.30}{3.76 - 3.04} \right)$$

$$= 210 (0.46 / 0.72)$$

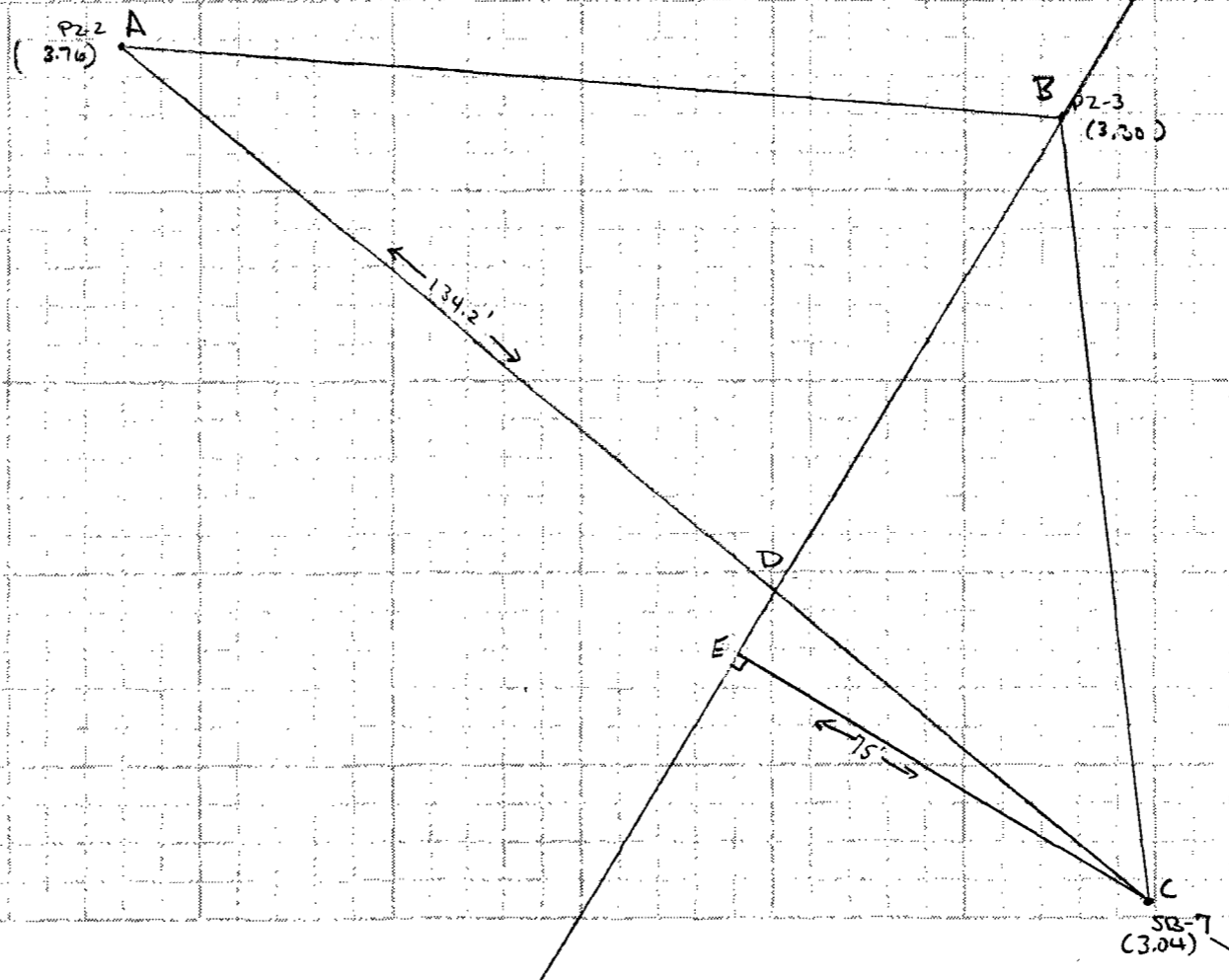
$$= 134.2'$$

$$J = \frac{\Delta GW B-C}{CE}$$

$$= \frac{3.30 - 3.04}{75}$$

$$= 0.003 \text{ FT/FT}$$

SOUTH 58° EAST



At Golder Associates we strive to be the most respected global group of companies specializing in ground engineering and environmental services. Employee owned since our formation in 1960, we have created a unique culture with pride in ownership, resulting in long-term organizational stability. Golder professionals take the time to build an understanding of client needs and of the specific environments in which they operate. We continue to expand our technical capabilities and have experienced steady growth with employees now operating from offices located throughout Africa, Asia, Australasia, Europe, North America and South America.

Africa	+ 27 11 254 4800
Asia	+ 852 2562 3658
Australasia	+ 61 3 8862 3500
Europe	+ 356 21 42 30 20
North America	+ 1 800 275 3281
South America	+ 55 21 3095 9500

solutions@golder.com
www.golder.com

Golder Associates Inc.
9428 Baymeadows Road, Suite 400
Jacksonville, FL 32256 USA
Tel: (904) 363-3430
Fax: (904) 363-3445

