Revision Number: 0
Date: 5/9/2013
2ACP-1

Contingency Plan for Solid and Hazardous Waste Operations

Triumvirate Environmental (Florida), Inc.
10100 Rocket Boulevard
Orlando, Florida 32814
(407) 859-4441

Date: June 6, 2012

Update Prepared by:
John Wyluda
Lab Services/Compliance Coordinator, TEI

TABLE OF CONTENTS FOR CONTINGENCY PLAN

SUB-SECTION NO.	TITLE NAME	PAGE NO.
1.0	INTRODUCTION	2ACP-4
2.0	GENERAL INFORMATION	2ACP-4
3.0	EMERGENCY SERVICE ORGANIZATION	2ACP-5
4.0	EMERGENCY COORDINATORS	2ACP-7
5.0	AREAS AND MATERIALS- POTENTIAL HAZARDS	2ACP-7
	5.1 Container Storage Unit	2ACP-8
	5.2 Consolidation Areas	2ACP-9
6.0	IMPLEMENTATION OF CONTINGENCY PLAN	2ACP-9
7.0	EMERGENCY PROCEDURES	2ACP-9
	7.1 Responses to Fires, Explosions, and Releases	2ACP-11
	7.1.1 Container Storage Unit	2ACP-11
	7.1.2 Consolidation Area	2ACP-13
	7.2 Procedures, Structures or Equipment used at the Facility to:	2ACP-13
8.0	EMERGENCY EQUIPMENT	2ACP-14
9.0	EVACUATION PLAN	2ACP-15
10.0	NATURAL DISASTER	2ACP-16

TABLE OF CONTENTS
FOR
CONTINGENCY PLAN
(continued)

FIGURE NO.	FIGURE NAME	PAGE
II A 6	FACILITY SITE LOCATION MAP	2ACP-18
II A 7	EMERGENCY SERVICE ORGANIZATIONS MAP	2ACP-19
I B 1	FACILITY LAYOUT	2ACP-20
I D 1	FACILITY STORAGE LAYOUT	2ACP-21
II A 8	EMERGENCY EQUIPMENT LOCATION MAP	2ACP-22
II A 9	EVACUATION ROUTES	2ACP-23

TABLES

TABLE NO.	TABLE NAME	PAGE
II.A.4.b.-l	EMERGENCY SERVICE ORGANIZATIONS PHONE NUMBERS	2ACP-24
II.A.4.b.-2	SEGREGATION TABLE FOR HAZARDOUS MATERIALS	2ACP-24
II.A.4.b-3	WASTES PERMITTED TO BE STORED AT TEI-FL, INC.	2ACP-28
II.A.4.b.-4	EMERGENCY EQUIPMENT AND PERSONNEL SAFETY EQUIPMENT CABINET	2ACP-39

EXHIBITS

II.B.1.2	HAZMAT STORAGE LOCKER SKETCH	2ACP-30

CONTINGENCY PLAN

1.0 INTRODUCTION

This document is prepared for Triumvirate Environmental (Florida), Inc. (TEI-FL) to comply with state regulations for facilities permitted to manage hazardous wastes. The regulations require such facilities to insert into the permit application a copy of the contingency plan to be reviewed by the Florida Department of Environmental Protection (DEP) and approved with the issuance of the corresponding permit. A prior version of this plan, prepared for Perma-Fix of Orlando, Inc. was submitted and approved with the previous permit application. TEI-FL updated the Contingency Plan with a name change upon purchase of the facility in October 2012 and maintains an updated version at the facility. Permitted facilities are required to provide a copy of the contingency plan to emergency response organizations likely to respond to incidents at the facility. This document is designed to provide helpful information about installations and potential hazards to emergency personnel responding to incidents at the facility, as well as to instruct facility personnel on what steps to take in case of emergency incidents.

The facility is designed, constructed, maintained and operated to minimize fire, explosion or unplanned release to media that could threaten human health and the environment (40 CFR Part 264.51(a)) This document contains plans and procedures established at TEI-FL to minimize hazards to human health, property, and the environment in case of spills, fires, explosions, or other incidents that may release hazardous waste from storage and treatment units at the facility.

Plans and procedures in this document include information on emergency service organizations, assessment of potential dangers, decision criteria and implementation methods for the contingency plan, emergency procedures, an evacuation plan, and a list and location of emergency equipment. This document also contains the names of persons responsible for coordinating emergency activities and the names of local government, regulatory agencies, institutions, and contractors that will provide support, mitigation, and relief in case of emergencies. A copy of the contingency plan will be maintained at the facility and will be located in the drop-box, outside of the facility gate, that is maintained by the local fire department along with updates being provided to local emergency service organizations as needed.

2.0 GENERAL INFORMATION

This contingency plan and emergency procedures are prepared for TEI-FL with a mailing and site address at 10100 Rocket Boulevard, Orlando, Florida 32824. The facility telephone number is (407) 859-4441. The facility site is located in the southwest part of Orlando in the Regency Industrial Park, located approximately 3.5 miles west of the Orlando International Airport and about 1.5 miles to the southeast from the intersection of State Road 528 (Bee-Line Expressway) and the Florida Turnpike. The TEI-FL site may be accessed from north and south Orange Blossom Trail (OBT) through Taft-Vineland Road and the Central Florida Parkway, respectively, and through Taft-Vineland Road from Orange Avenue. The closest road intersection on Rocket Boulevard from the facility is General Drive, which is located half a block

away to the west. The facility site, roads, and intersections mentioned above are shown in a map included in Figure II A 6.

The facility stores hazardous and non-hazardous wastes in containers. Hazardous wastes received at TEI-FL are generated by manufacturing and service industries. The hazardous wastes are transported to the facility in DOT-approved containers. The wastes received at TEI-FL are consolidated in larger containers or shipped out in the same container in which they were received by the facility.

3.0 EMERGENCY SERVICE ORGANIZATIONS

Table II.A.4.b.-1 lists the service type, name of the service organization, and telephone number for each organization that has been identified as a potential emergency service organization. This list will be posted near telephones located in areas from which emergency calls are most likely to be made to provide callers with the information necessary to summon help in case of an incident.

The type of organizations that are most needed in case of an emergency are: Emergency Response (Hazardous Materials) Team, Fire Department, Hospital, and Sheriff's Department. Figure II A 7 shows the locations of the organizations mentioned in the previous sentence that are closest to the TEI-FL site. These organizations will be provided with a copy of the contingency plan upon its approval by the Florida DEP. These organizations will also be notified every time there is a change in –

1. emergency coordinators.
2. waste type or location of waste types that pose an additional or different safety concern to the ones described in this plan.
3. structures, equipment, or operations that affect the way this plan is to be implemented.
4. structures, equipment, or operations that alter the level of hazard at the facility
5. emergency procedures contained in this plan that may affect the level of service to be rendered by these organizations.

This document will be amended to reflect any of the changes described above, and a copy of the amended document will be provided to those organizations. This plan will also be amended when changes are necessary to improve response to emergencies. Finally, this plan will be amended if the plan fails in an emergency (40 CFR Part 264.54(b)).

Emergency organizations are expected to provide the following support during emergencies:

Hazardous Materials Emergency Response Team

The emergency coordinators and cleanup contractor(s):will help mitigate hazards posed by hazardous materials that are out of control and help retrieve injured personnel from hazardous environments. The local emergency response team, from the local fire department, that renders

this type of service is based at Orange County Fire Rescue Station #50, which is located near the intersection of Interstate 4 (I-4) and U.S. Highway 441 (OBT) about 7 miles north of the site at 1415 West 29 Street, Orlando (about 12 minutes from the facility). This unit is known as Squad 1. This organization will be provided with a copy of this contingency plan.

Fire Department

The Orange County Fire Department has visited our facility to familiarize themselves with our operations and in addition to conducting yearly inspections. The Orange County Fire Department will respond to fires and other emergency incidents providing fire protection and rescue services. The department operates units located in several stations near the TEI-FL site. These stations and their response capability are listed below.

Station #73: This unit is located in the town of Taft less than 2 miles northeast from the site at the intersection of Orange Avenue (State Road 527) and 1st Street, at 811 E. 1st Street, Orlando. The response time for this unit is about 4 minutes. This unit will be the first responder in the event of a fire.

Station #53: This unit is located just east of OBT about 2 miles northeast from the site, at 1270 La Quinta Drive, Orlando. The response time is approximately 6 minutes. The unit can provide medical support.

Station #51: This unit is located just west of OBT about 4.5 miles north from the site, at 1700 W. Oakridge, Orlando. The unit's response time is approximately 10 minutes. The unit can provide a ladder truck in case of a fire.

A copy of the contingency plan for the Orange County Fire Department will be provided to the Deputy Chief, Operations at the Orange County Fire Rescue Division, 6590 Amory Court, Winter Park, Florida 32792 upon approval of the plan by the Florida DEP.

Hospital

Orlando Regional Healthcare (ORH) is capable of providing almost all emergency medical services that may be needed by injured personnel. ORH offers minor trauma services at the Dr. P. Phillips Hospital located just west of I-4 and about 6 miles east of the site, at 9400 S. Turkey Lake Road, Orlando. The time of travel is about 10 minutes from the facility. ORH offers major trauma services at the Orlando Regional Medical Center (ORMC) located about 8 miles north of the site at 1414 Kuhl Avenue, Orlando, Florida 32806. The time of travel to this unit is about 14 minutes from the facility. A copy of the contingency plan will be mailed to the ORMC upon approval of this plan by the Florida DEP.

Sheriff's Department

The Orange County Sheriffs Office is available to direct traffic, handle crowds, and provide security during emergency situations. The Sheriff will be provided a copy of this document at

the Orange County Sheriff Office, 2500 W. Colonial Drive, Orlando, Florida 32802, upon its approval by the Florida DEP.

Copies of the contingency plan, in accordance with statements shown above, will be provided to the emergency service organizations within 30 days after the application is deemed complete. Certified return receipt slips providing proof of mail and delivery of the documents will be kept with pertinent records at the facility.

Incidents of large magnitude may require the use of heavy equipment for containment, removal, and transportation of contaminated materials. In the event that the heavy equipment is not available, TEI-FL will seek the help of outside emergency response contractors to assist the facility during special emergency circumstances.

4.0 EMERGENCY COORDINATORS

In case of emergency, the following people would be in charge of emergency coordination and remedial action. Each coordinator will be available 24/7:

NAME	HOME ADDRESS	PHONE
Thomas Montgomery (Primary)	524 Bamboo Harbour Court Orlando, FL 32825	Cell: (407) 495-8483
David Chambers (Secondary)	3339 Bracken Fern Drive Harmony FL 34773	Cell: (407) 756-2272
Eden Tuccillo (Alternate)	742 Battery Pointe Drive Orlando, FL 32828	Cell: (407) 923-3409

If an emergency situation develops at the facility, the discoverer should contact an emergency coordinator listed above. Thomas Montgomery, the primary emergency coordinator, should be contacted first. If he is not available, David Chambers should be called.

The primary emergency coordinator and his alternate have the authority to commit all resources of the company in the event of an emergency.

5.0 AREAS AND MATERIALS PRESENTING POTENTIAL HAZARDS

The facility has certain areas that present a potential hazard because of the materials that are stored or processed at those locations. The degree of hazard present in these areas is based on the material types, the quantities managed, and the level of handling such materials. These areas are the Container Storage Unit and the two Consolidation Areas. Figure I B 1 contains a layout of the TEI-FL facility showing the areas listed above. The portion of the facility that includes the areas mentioned above is considered the "active portion of the facility". This section of the

plan describes each area in detail, the operations conducted in each area, the materials handled, and where each type of material is stored or processed.

5.1 Container Storage Unit

This area receives hazardous and non-hazardous waste in drums that are stored on pallets. The pallets are, at the most, double-stacked, with each pallet holding up to four 55-gallon drums. The pallets are placed in rows, as depicted in Figure I D 1. Every storage cell is identified with a sign showing the DOT hazard class(es) of compatible wastes stored in the cell. The compatibility of different wastes within a cell is determined by a compatibility system established by the Department of Transportation (DOT).

The reason for using the DOT compatibility system is to prevent two incompatible materials from coming in contact with each other and generating a reaction, which could result in fire, explosion, or generation of toxic gases. EPA hazardous waste codes are assigned based on the hazardous characteristics exhibited by the material. These characteristics may be ignitability, corrosivity, reactivity, or toxicity. A DOT hazard class is a number that indicates the category that has been assigned to a material based on the type of hazard it presents. Table II.A.4.b.-2 contains the Segregation Table obtained from DOT. It has been modified to delete hazard classes that TEI-FL is not permitted to manage at the facility (1.1 through 1.6 - explosives, and 7 - radioactives).

The next table, labeled Table II.A.4.b.-3, lists the hazardous wastes stored in the container unit by waste description, EPA hazardous waste code, chemical abstracts service (CAS) registry number, and DOT hazard class. This table is helpful in identifying the waste material because it shows the description and the CAS number, which can be used to find information about the material in chemical dictionaries, Material Safety Data Sheets (MSDSs), or other chemical information sources. This table identifies unaltered waste materials based on the assigned hazardous waste codes. Waste material properties and characteristics may be changed by the generation process or other conditions. DOT hazard classes shown on containers that are stored in this unit are based on the actual properties and characteristics exhibited by the waste materials in the containers, in accordance with an evaluation of the waste completed before the waste was received by the facility. The containers in this unit are placed in cells with the hazard classes displayed on the container and each cell. The purpose of the segregation system instituted by TEI-FL is to indicate to operators where to place specific waste containers within the unit and to provide emergency responders with an easy and quick way to identify hazards present within the unit.

There is a special cabinet for Division 4.3 Dangerous When Wet (water-reactive) wastes. It will protect up to four 55-gallon drums from water in case the sprinklers inside the container storage unit are activated. It is typically kept in the northeast corner of the container storage area. A sketch of the cabinet is provided as Exhibit II.B.1.-2. The cabinet is equipped with a dry chemical fire suppression system, and will store a maximum of four 55-gallon drums.

Figure I D 1 shows the container storage unit, with locations of each row of pallets. Signs showing the corresponding hazard classes for wastes currently stored in every cell will be posted on cell walls at locations clearly visible for first responders.

5.2 Consolidation Areas (pending DEP acknowledgement)

The consolidation operation consists of taking waste material, excluding ignitable (e.g. D001) and reactive (e.g. D003) materials, from inbound containers and placing it into another outbound container that holds a similar type of waste material. Waste materials in both containers must be of similar type to meet acceptance criteria of off-site facilities. Consolidation consists of containers equal to or greater than 1 gallon being poured into shippable drums. Consolidation operations take place in the north building. In addition, solid materials may be bulked in a roll-off or other bulk container placed just outside the north building. These areas are shown in Figure I D 1.

6.0 IMPLEMENTATION OF CONTINGENCY PLAN

The decision to implement the contingency plan depends upon whether or not an imminent or actual incident could potentially threaten human health and safety or the environment. This plan provides specific guidelines for activating the emergency procedures in the contingency plan. Three factors will be evaluated: potential hazards of confined spills, spills affecting incompatible wastes, and uncontrolled spills. If a spill inside a secondary containment poses a threat in the form of fire or explosion or creates a health problem, the contingency plan will be activated.

Emergency procedures in the contingency plan will be implemented when spilled material comes in contact with incompatible wastes and there is a potential of a reaction that may result in fire, an explosion, or generation of poisonous or flammable gases. Uncontrolled spills that have the potential or have resulted in releases to the environment in magnitudes that equal or exceed reportable quantities in the 40 CFR 302.4 will also require the implementation of the contingency plan. Releases are defined in the 40 CFR 302.3. The Florida DEP will be notified of incidents at the facility requiring the implementation of the contingency plan or when the size of the release into the environment equals or exceeds the reportable quantities or when a material exceeds the volume on chapter 62-150 hazardous substance release notification. Spills will be documented in inspection records. The next sections will provide guidance to the emergency coordinators in making decisions by providing explicit instructions to be carried out in the event of an emergency.

7.0 EMERGENCY PROCEDURES

Upon being notified by facility personnel or government officials of a hazardous waste release that could threaten human health or the environment, as determined by the Emergency Coordinator, he/she will -

1. immediately identify the character, exact source, amount, and real extent of any released materials via observation, review of facility records, or chemical analysis, if necessary.

2. call in any extra personnel needed to complete the initial evaluation of the situation.

3. concurrently assess possible hazards to human health or the environment via the above determinations.

4. notify key support and key management personnel.

5. activate alarm systems and conduct an evacuation, as necessary.

6. seek assistance from the Orange County Sheriffs Department, Fire Department and the Florida DEP Central District Hazardous Waste Section, as needed.

7. notify either the government official designated as the on-scene coordinator for that geographical area or the National Response Center (using their 24-hour toll free number 800/424-8802). The report must include:

   (i) Name and telephone number of reporter
   (ii) Name and address of facility
   (iii) Time and type of incident (e.g., release, fire)
   (iv) Name and quantity of material(s) involved, to the extent known
   (v) The extent of injuries, if any, and
   (vi) The possible hazards to human health, or the environment, outside the facility

8. notify the Florida DEP's 24-hour warning point at 1-800-320-0519 if human health or the environment may be threatened outside the facility. The determination for the need of notification shall be made with the knowledge of the above assessment of actual conditions.

9. take all reasonable measures necessary during an emergency to ensure that fires, explosions, and releases do not occur, recur, or spread to the other hazardous waste at the facility. All operations shall stop, containers shall be removed and isolated, containment systems shall be inspected, and emergency equipment shall be utilized.10provide for treating, storing, or disposing of recovered waste, contaminated soil, or any other material that results from a release, fire, or explosion at the facility. No waste that may be incompatible with the released material is treated, stored or disposed of until cleanup is completed-264.56(h)(1)

11. ensure that all emergency equipment is cleaned and fit for its intended use before operations are resumed. Used fire extinguishers shall be replaced, and other equipment shall be inspected as necessary.

12. notify the FDEP, and appropriate state and local authorities that the cleanup has been completed; the released material has been treated, stored, or disposed of; and emergency equipment has been cleaned and fit for use before operations are resumed in the facility.

13. submit a written report on the incident to the FDEP, within 15 days after the incident and identify such incidents in the facility operating record. The report will include:

    (i) Name, address, and telephone number of the owner or operator
    (ii) Name, address, and telephone number of the facility
    (iii) Date, time, and type of incident (e.g., fire, explosion)
    (iv) Name and quantity of material(s) involved
    (v) The extent of injuries, if any
    (vi) An assessment of actual or potential hazards to human health or the environment, where this is applicable, and
    (vii) Estimated quantity and disposition of recovered material that resulted from the incident.

14. Submit notices and information required by the hazardous waste permit (e.g., information may be required that identifies a new Solid Waste Management Unit as a result of a release).

Suggest adding the following, somewhere in this section:

- Take all reasonable efforts to ensure that fires, explosions and releases do not occur or reoccur 264.56(e)
- Monitor pressure buildup, leaks, gas generation, etc.-264.56(f)
- Note in operating record details of the incident 264.56(i)

7.1 Responses to Fires, Explosion, and Releases

The previous section was designed to provide general guidance for making decisions and to be used as a check-list during the implementation of the contingency plan. This section deals with the effect that the type and amount of waste materials managed in the operation areas may have on the occurrence and development of emergency incidents at the facility. It also indicates features and equipment found or available in the area that may help mitigate such incidents. The two types of incidents discussed here are only fire and waste material release. Explosions will result either in a fire or a release, which are the incidents addressed in this plan.

7.1.1 Container Storage Unit

This area is considered the area within the active portion of the facility that presents the highest level of potential hazard because of the quantity and types of waste materials that may be present in the area. The largest potential danger in this unit is fire due to the possibility that ignitable material may be stored in it. Containers that arrive at this unit are opened only for sampling, after which they are placed in a storage cell in accordance with the DOT hazard class displayed on the container. As explained in section 5.1 above, the waste materials are segregated into cells having separate secondary containments. Cell segregation and careful management of container placement shall prevent commingling of incompatible wastes. Only small fires will be fought in this area by using any of the 5-pound, 20-pound, or 150-pound fire extinguishers located inside or outside near the entrances to the unit. Personnel will not attempt to extinguish fires where there is a threat that their escape path is threatened. If the fire is not put out within a short time of the fire's initial stage, the fire alarm will be activated as the first step in the implementation of the contingency plan. This storage unit is equipped with an automatic fire sprinkler system that covers the unit’s entire area.

Every cell in this unit is provided with secondary containment capable of containing more than 10% of the maximum storage volume permitted for the cell. If the secondary containment capacity of a cell is exceeded, overflow will spill into another cell, from which, when exceeded, overflow will spill into another cell, and so on. The only way a spill may be released outside the unit is if the spill becomes of such magnitude that it exceeds all the internal cells' secondary containment volumes, and the capacity of the berm that surrounds the entire unit. The berms and walls that surround the entire unit are higher than the berms that provide containment for the internal cells. Therefore, a release to areas outside the container storage unit is unlikely.

Spi1ls confined to the cell where the spill occurs should not present a hazard to human health or the environment as long as the spill is cleaned up within a reasonable period of time in accordance with proper safety procedures. Such spills will not activate the implementation of the emergency procedures in this contingency plan.

Spills that exceed the cells' secondary containment volume will not activate the implementation of the contingency plan as long as the spill only affects cells that store compatible waste materials. Spills will be confined to the smallest possible area using sorbent booms and oil dry. Standing liquid pools will be collected with air driven pumps and/or sorbent material. A spill from only one cell that affects another cell, which stores waste that is not compatible with the spilled material, will activate the implementation of the contingency plan, and the spill will be collected immediately if it can be determined that the clean-up can be done safely. Depending on the circumstances it might be better to allow first responders to assess. The spilled material will be transferred to containers and identified from information obtained in the waste characterization process. Spills where two or more waste streams become commingled may require testing of the release for characterization depending on whether spilled waste streams were identified and on whether the collected material may be substantially different from the spilled waste streams. Spills that result in releases outside the unit will require full implementation of the contingency plan. Waste spilled outside the unit may be contained by utilizing boom, stay-dry, or by creating earthen berms in the parking lot. If these berms are overrun, the waste will spill into the stormwater pond. Releases into the soil will require

removal of contaminated soil and verification of decontamination through sampling and testing of surrounding soils. All collected wastes from spills will be properly disposed of by permitted methods.

7.1.2 Consolidation Area [Pending DEP Acknowledgement]

Operations conducted in this area involve solids and liquids. Liquids managed in this operation include acids, caustics, labpacks, inorganic contaminants, and small quantities of materials that have hazardous properties, like oxidizers and combustible solids. Materials are tested for compatibility before they are consolidated. The consolidation operation consists of taking waste material, excluding ignitable (e.g. D001) and reactive (e.g. D003) materials, from inbound containers and placing it into another outbound container that holds a similar type of waste material. Waste materials in both containers must be of similar type to meet acceptance criteria of off-site facilities. Some wastes containing free liquids may be solidified by mixing with absorbents. Consolidation may occur from small containers greater than or equal to 1 gallon to containers as large as a dump trailer. Consolidation operations take place in the north building or in an area west and outside of the north building. In addition, solid materials may be bulked in a roll-off or other bulk container placed just outside the north building. These areas are shown in Figure I D 1. The consolidation area inside the building is equipped with an automatic fire sprinkler system and there are a number of 5-pound, 20-pound, and 150-pound fire extinguishers either in the area or nearby.

7.2 Procedures, Structures or Equipment used at the Facility to:

(a) Mitigate effects of equipment failure and power outages:

During a spill and or emergency situation the contingency plan will be activated and proper equipment will be used. All powered equipment that is owned by Triumvirate Environmental undergoes routine preventative maintenance schedules and pre and post trip inspections. As preventative maintenance and routine inspections are being done the event of an equipment failure is remote and in that event new equipment will be ordered. In the event of a power failure Triumvirate Environmental will not conduct contingency operations until a generator, or other source of power, is brought to the facility and the activities can be safely resumed.

(b) Prevent hazards in unloading operations

In any operation at the facility, including unloading operations, only facility staff that are trained in the unique hazards of the facility are allowed to conduct work. All personnel working in the facility an extensive two part training that is outlined in the training program.

(b) Prevent exposure to hazardous waste

Facility personnel wear a level D uniform consisting of ANSI approved steel toe shoes, protective eyewear, and chemical resistant pants and long sleeve shirts. All drums and containers handled at the facility remained closed unless they are completing consolidation activities. Depending on the consolidation activities appropriate personnel protective equipment will be worn. In addition all facility employees are part of the medical surveillance program.

(c) Prevent contamination of water and supplies:

The facility strictly follows a storm water prevention plan (swpp) which prevents and mitigates water contamination. All supplies are kept separated from waste by either demarcation or by storing them in completely separate areas from waste materials.

(d) Prevent run-off from hazardous waste handling areas to other areas of the facility or environment, or to prevent flooding

Hazardous waste at the facility is stored in secondary containment in cells of like material. If the secondary containment cells over-fill the entire floor is also under secondary containment. The loading and unloading areas are equipped with emergency equipment as outlined in section 8.0 of the plan that will be used to prevent releases to the environment. In the unlikely event of hazardous waste making it to the parking lot all employees are drain to berm, dike and prevent a release from reaching the low point of the parking lot that discharges into the storm water prevention pond.

(e) Prevent releases to atmosphere

The facility handles liquid waste and any exhaust systems are designed to prevent worker contamination. The facility does not conduct activities that would release generate air pollutants.

8.0 EMERGENCY EQUIPMENT

The facility is equipped with the adequate emergency equipment to respond to several types of emergency incidents. The emergency equipment is placed in strategic locations where it can be reached quickly and safely in the event of an emergency.

All emergency equipment is dedicated to emergency situations and is not used for normal operations. Use of the emergency equipment is not limited to events that require implementation of the Contingency Plan. However, all emergency equipment will be cleaned and fit for use immediately after it has been used and will be placed in the locations indicated in this section of the plan. To control access to the cabinet and assure immediate identification of status, the cabinet will be secured with a seal that is easy to break. Only one person will be designated the keeper and replacer of the seals. Periodic inspections will ensure that the emergency equipment is complete and ready to use.

Alarm switches are located in the administration building. Since the property is small in area and all active areas and units are open to the outside, a spoken call for help can be heard in all the active areas of the facility where operators are working during working hours. An employee working alone will carry a walkie-talkie and/or a cell phone. The small area of the facility makes internal communication devices unnecessary for emergency situations.

A fire hydrant, located near the entrance to the facility, provides water in case of a fire. A fire sprinkler system services the container storage unit and the north building. A cellular phone will be available for the receptionist to use during power outages. Power outages will neither create an incident during normal operation processes nor affect response to emergency situations.

Figure II A 8 shows the location of the emergency equipment. Table II.A.4.b.-4 lists the equipment stored in the cabinet and shown in the figure mentioned above.

9.0 EVACUATION PLAN

All emergencies require prompt and deliberate action. In the event of any major emergency, it will be necessary to follow an established set of procedures. Such established procedures will be followed as closely as possible; however, in specific emergency situations, the Emergency Coordinator may deviate from the procedures to provide a more effective plan for bringing the situation under control. The Emergency Coordinator is responsible for determining which emergency situations require plant evacuation.

Total plant evacuation is initiated only by the Emergency Coordinator. A fire alarm system is installed with alarm boxes located at critical areas in the facility. The fire alarms can also be used to summon aid in other emergency situations. All employees are familiar with relevant alarm box locations.

In the event plant evacuation is called for by the Emergency Coordinator, the following actions will be taken:

a. The instructions for plant evacuation will be communicated using the internal paging system.

b. No further entry of visitors, contractors, or trucks will be permitted. All vehicle traffic within the plant will cease to allow safe exit of personnel and movement of emergency equipment.

c. ALL personnel, visitors, and contractors will immediately leave through the exit gate to gather at the designated rally point.

d. No persons shall remain or reenter the location, unless specifically authorized by the person or persons calling for the evacuation. In allowing this, the person in charge assumes responsibility for those persons within the perimeter. Those within the fenced area will normally only include fire brigade personnel or emergency teams.

e. ALL persons will be accounted for by their immediate supervisors.

f. The appointed rally point is located at Rocket Boulevard by the east gate. Immediately upon exit, the highest ranking supervisor will compile a list of all personnel at the rally point.

g. Upon completion of the employee list, the supervisor in charge will hand-carry the list to the Emergency Coordinator. All other personnel will remain at the gate area.

h. The names of plant personnel and/or other emergency team members involved in emergency response will be reported, in writing, to the front gate by designated response team personnel.

i. A final tally of personnel will be made by the Emergency Coordinator.

j. An attempt to find persons not accounted for will be made only if it does not involve endangering lives of others by reentry into emergency areas.

k. Reentry in the fenced area will be made only after clearance is given by the Emergency Coordinator. At his or her direction, a signal or other notification will be given for reentry into the plant.

l. In all questions of accountability, immediate supervisors will be held responsible for those persons reporting to them. Visitors will be the responsibility of those employees being visited. Contractors are the responsibility of those persons administering the individual contracts. Truck drivers are the responsibility of the warehouse supervisor or the area supervisor where the truck is loading/unloading.

m. Drills are held to practice all of these procedures and are treated with the same seriousness as an actual emergency.

Figure II A 9 shows routes employees and other persons at the facility at the time of an emergency will take when an evacuation is ordered.

10.0 NATURAL DISASTERS

The most probable natural disasters to affect the facility would be either a tornado or a hurricane. Warnings of approaching tornadoes and tropical storms/hurricanes may be received from the National Weather Service or local media.

With tornadoes, there is usually little time to make preparations. The only emergency action that can be taken during a tornado warning is to have all employees move to the center of the building they are in. All employees working outside will be notified and required to move inside to a safer location.

Early warning is possible with tropical storms/hurricanes. If it becomes apparent that a tropical storm or hurricane may impact the facility, personnel should attempt to track the path/progress of the storm. If the forecast predicts a tropical storm or hurricane force winds (>39 miles per hour) for the facility, the following steps will be taken:

- All double-stacked pallets of drums in the Container Storage Unit will be placed on the floor if space is available.

- Any empty containers outside will be moved inside to minimize damage caused by flying debris during high winds.
- All outside roll-off containers will be inspected to verify that covering tarps are secure.
- Containers subject to wet weather damage will be covered in plastic or moved inside.
- Any equipment/supplies and other loose objects outside the main buildings will be brought inside, such as empty drums, over-packs, forklifts, spill kits, etc.
- Emergency response equipment (respirators, protective clothing, gloves, etc.) that might be needed to respond to a spill/fire/release will be placed in a location easily accessible to responders.

After the event is over and it is safe to go outside, emergency coordinators will tour the facility to evaluate damage, if any, and implement the Contingency Plan as needed. Depending on the severity of the storm and the safety on the individuals an emergency coordinator may stay onsite throughout the storm.

Sinkholes are naturally occurring in The State of Florida and they are unpredictable. In the event of a sinkhole work will cease, the emergency coordinators will be notified along with the local agencies. When outside responders arrive the National Incident Management System will be followed.

Figure II A 6: FACILITY SITE LOCATION MAP

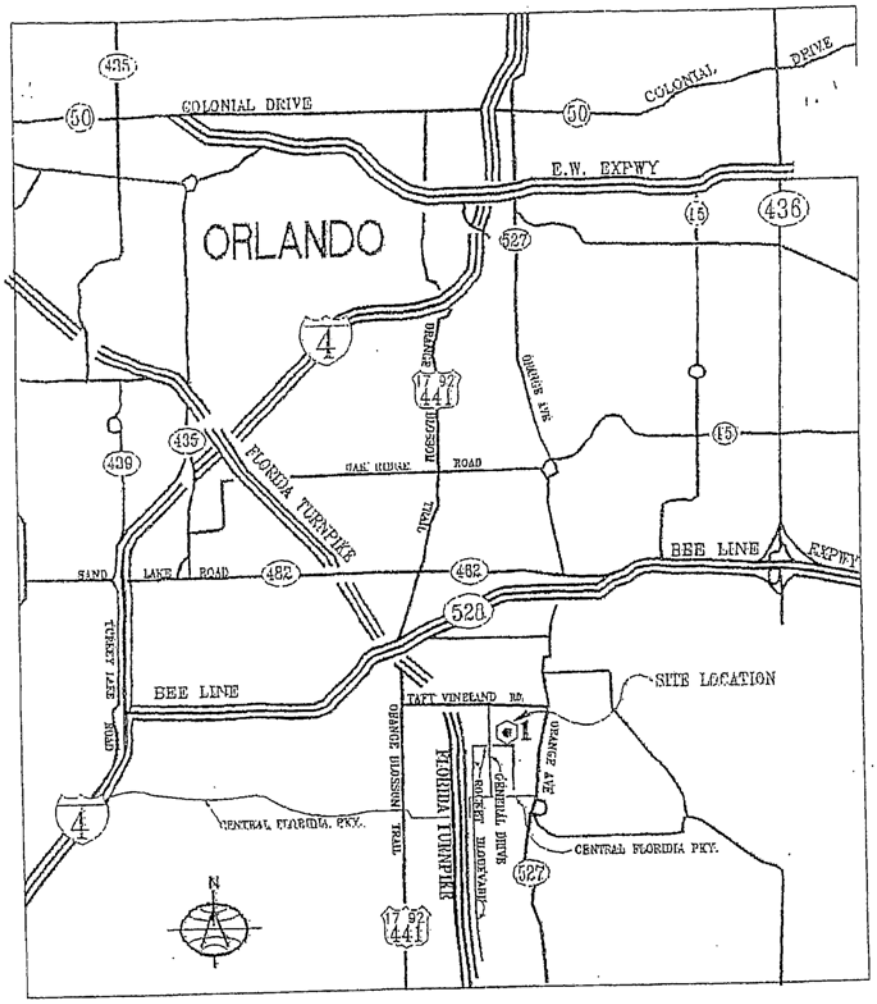

TRIUMVIRATE ENVIRONMENTAL (FLORIDA), INC.

10100 ROCKET BOULEVARD ORLANDO, FLORIDA

SCALE: N.T.S.	APPROVED BY	DRAWN BY
DATE: 4/20/95		RSW DRAFTING SERVICE
		DRAWING NUMBER
		CCCVI295

Figure II A 7: EMERGENCY SERVICE ORGANIZATIONS MAP

Figure II A 7: Emergency Service Organizations map

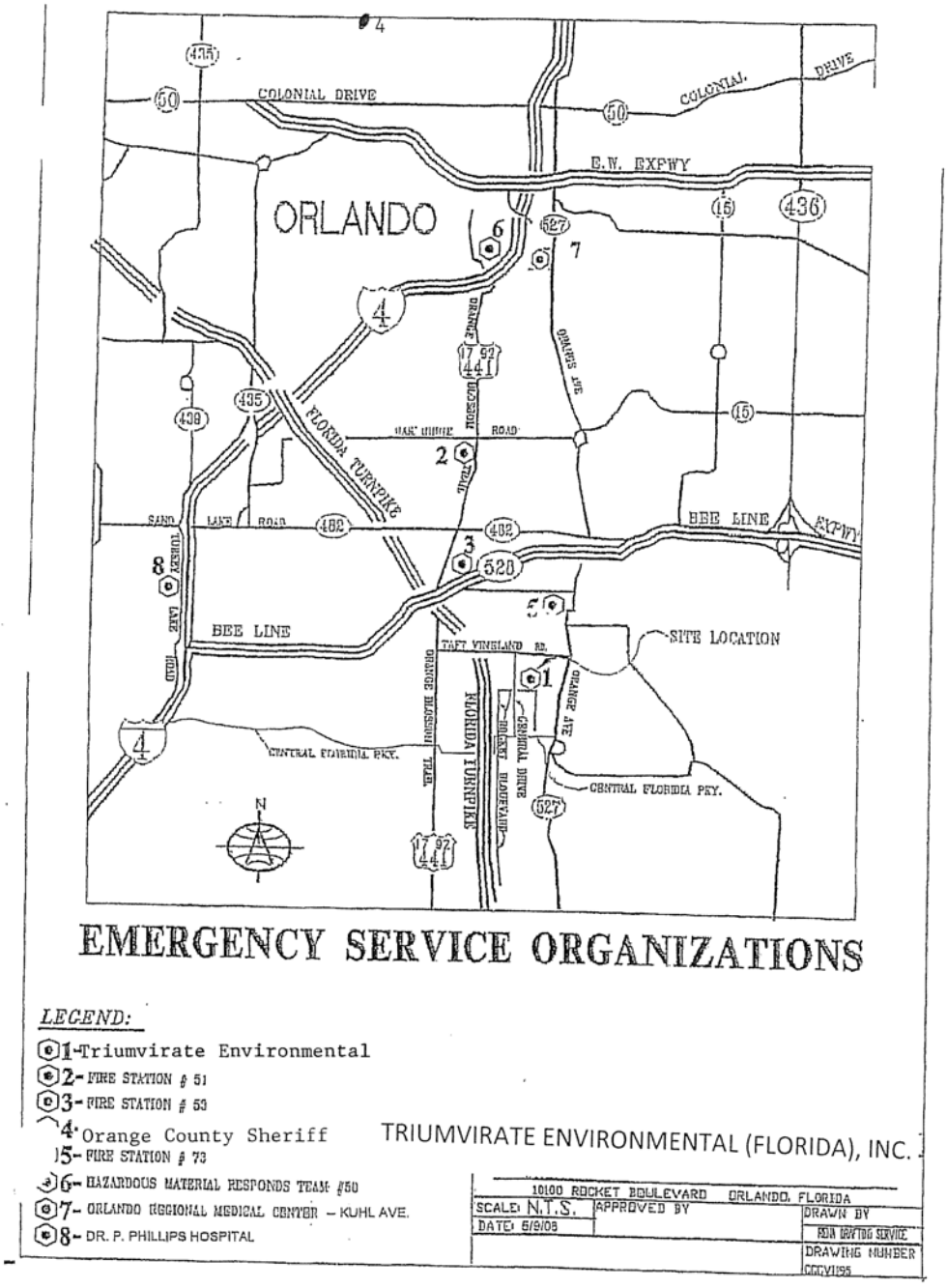

Figure I B 1: FACILITY LAYOUT

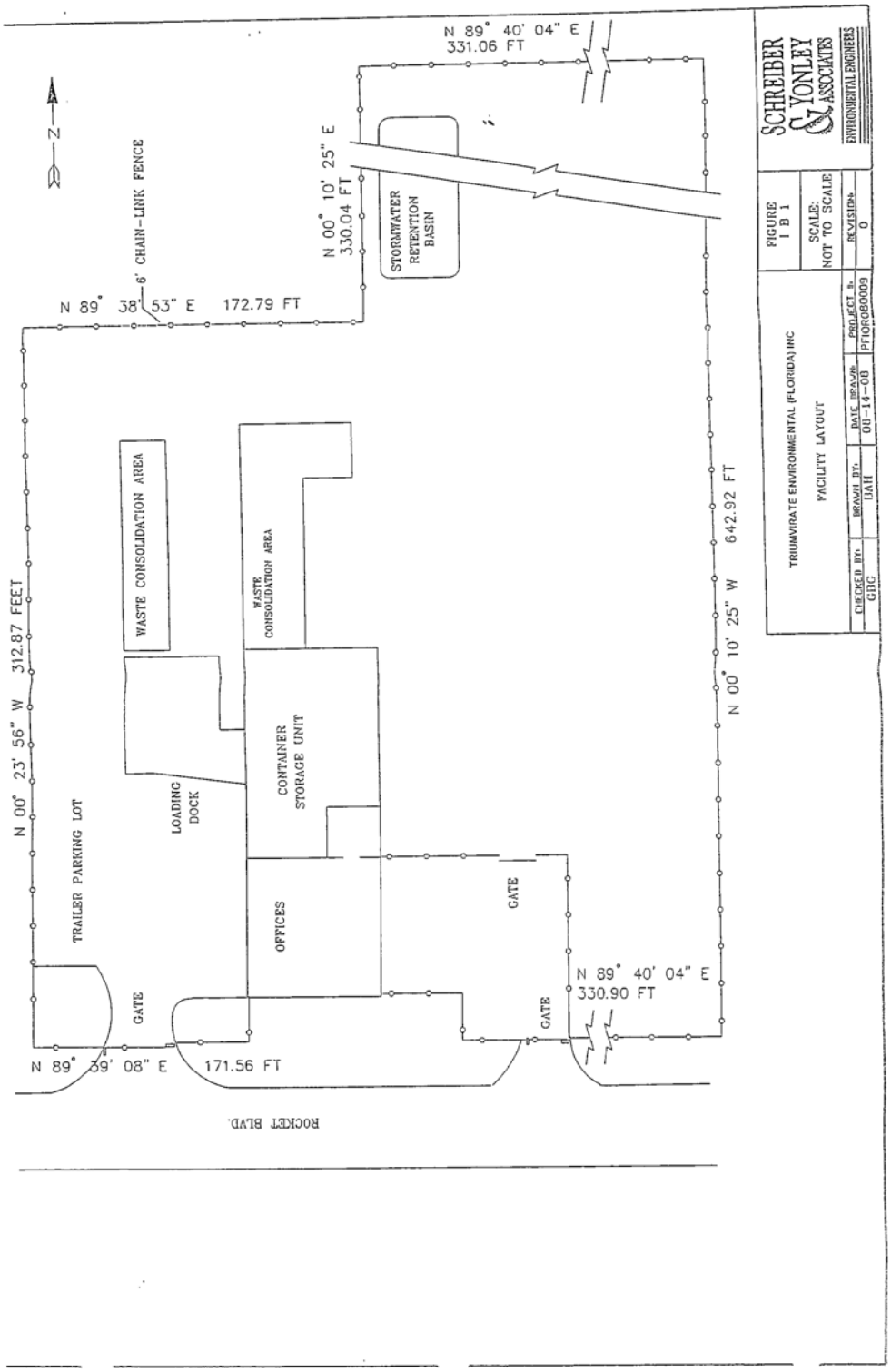

Figure I D 1: FACILITY STORAGE LAYOUT

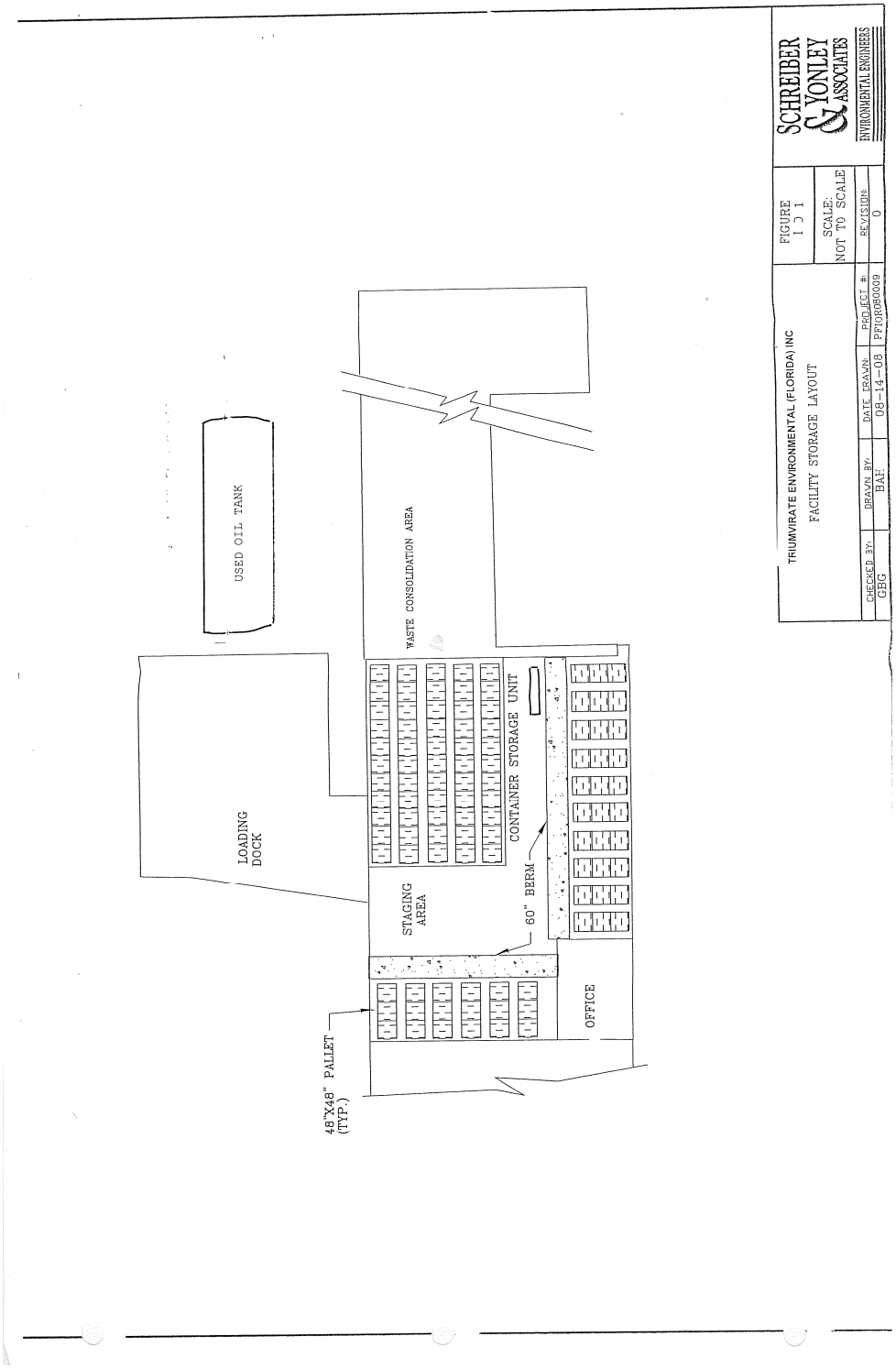

Figure II A 8: EMERGENCY EQUIPMENT LOCATION MAP

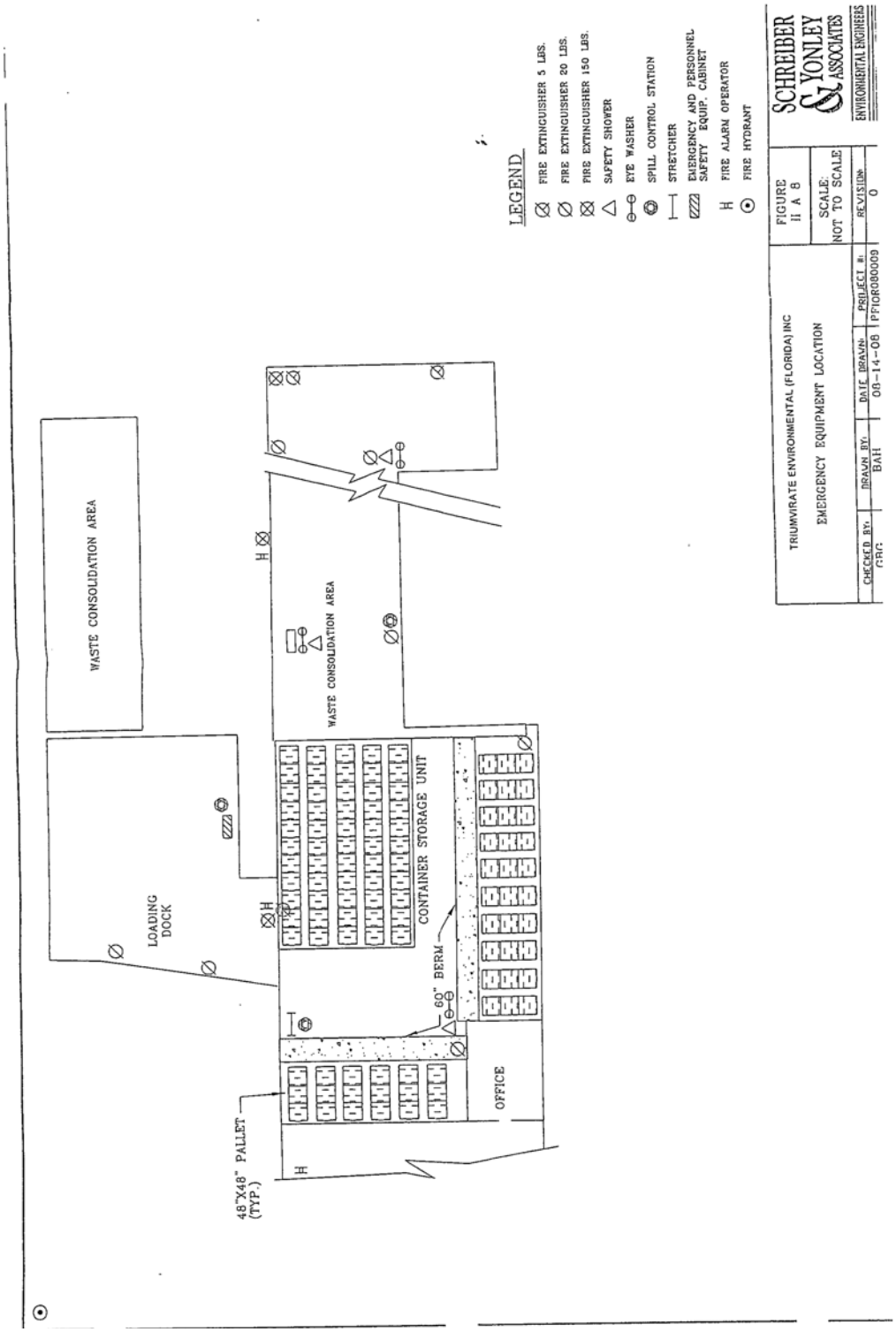

Figure II A 9: EVACUATION ROUTES

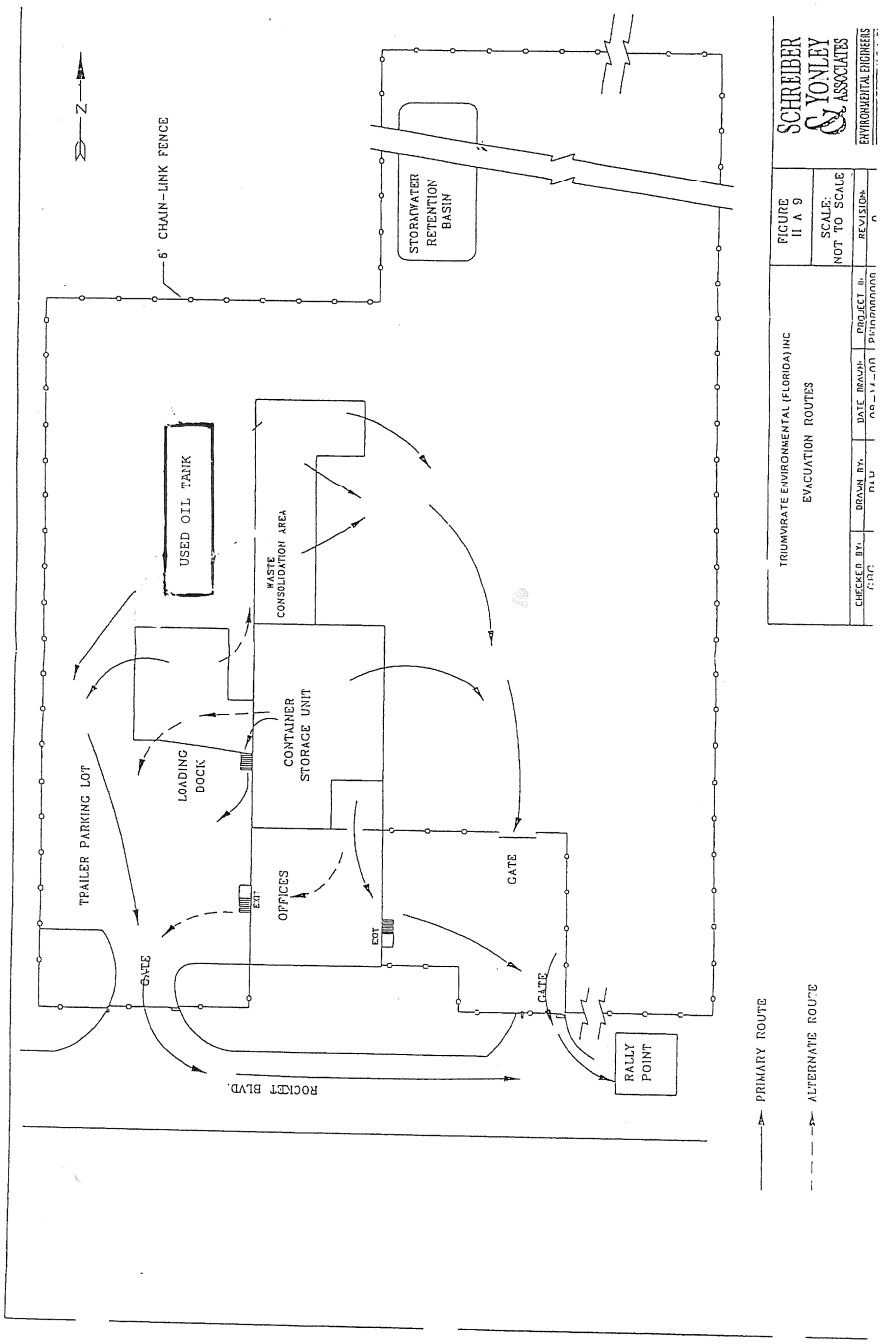

Table II.A.4.b.-1
EMERGENCY SERVICE ORGANIZATIONS PHONE NUMBERS

Emergency Contact List		
Facility Information: Triumvirate Environmental 10100 Rocket Boulevard, Orlando, Florida 32824 407-859-4441		
Emergency Coordinators:		
Primary –	Thomas Montgomery (Primary) 524 Bamboo Harbour Court Orlando, FL 32825	Cell: (407) 495-8483
Secondary -	David Chambers 3339 Bracken Fern Drive Harmony, FL 34773	Cell: (407) 756-2272
Alternate -	Eden Tuccillo 742 Battery Pointe Drive Orlando, Florida 32828	Cell: (407) 923-3409
Designated Person Accountable for Discharge Prevention:		
Facility Manger – Charles (Kip) Buckley		Cell: 321-246-5197
National Response Center (NRC):		1-800-424-8802
Cleanup Contractor(s):		
Eagle SWS Emergency Response		1-800-852-8878
Clean Harbors of Florida, LLC		1-800-645-8265
State Oil Pollution Control Agency – FDEP 24-Hour State Warning Point		1-850-413-9911 (local) 1-800-320-0519
Local Emergency Response Planning Committee:		
East Central Florida Regional Planning Council 309 Cranes Roost Boulevard, Suite 2000 Altamonte Springs 32701		407-262-7772 ext. 335
Other Federal/State/Local Agencies:		
EPA – Regional IV – 24-Hour Spill Reporting		404-562-8700
FDEP – Central District		407-897-4100
Orange County Emergency Management		**911*** or 407-836-9140 (local)
Local Fire Department – Orange County Fire Department		**911*** or 407-836-9000 (local)
Local Police Department – Orange County Police Department		**911*** or 407-836-6500 (local)
Hospital – Orange County Regional Medical Center		**911*** or 407-841-5111 (local)
Other Contact References:		
Boggy Creek (east-northeast) – South Florida WMD		800-432-2045
Neighboring Facility (west) – Cook Composites & Polymers		407-859-3030
Neighboring Facility (north) – Oldcastle Precast, Inc.		407-855-7580
Neighboring Facility (south) – L&S Logistics Services Orlando		407-582-0900

***Note: In the event of emergency, dial 911.**

Table II.A.4.b.-2

Segregation Table for Hazardous Materials

Class or Division	2.1	2.2	2.3 gas Zone A	2.3 gas Zone B	3	4.1	4.2	4.3	5.1	5.2	6.1 liquids PG I Zone A	8 liquids only	9 H.S.
Flammable gases 2.1			X	O							O	O	
Non-toxic, non-flammable gases 2.2													
Poisonous gas Zone A 2.3	X				X	X	X	X	X	X		X	
Poisonous gas Zone B 2.3	O				O	O	O	O	O	O		O	
Flammable liquids .....3.			X	O					O		X		
Flammable solids.....4.1			X	O							X	O	
Spontaneously combustible materials....4.2			X	O							X	X	
Dangerous when wet materials 4.3			X	O							X	O	
Oxidizers 5.1			X	O	O						X	O	
Organic peroxides 5.2			X	O							X	O	
Poisonous liquids PG I Zone A.....6.1	O				X	X	X	X	X	X		X	
Corrosive liquids 8			X	O		O	X	O	O	O	X		
Hazardous substances.....9													

Note: Codes X and O indicate prohibitions and restrictions as noted below.

- An “X” in the table indicates that these materials may not be loaded, transported, or stored together.

- An “O” indicates that these materials may not be transported or stored together unless separated in such a way that, in the event or leakage from packages under normal transportation conditions, the hazardous materials could not commingle. Regardless of the methods of separation employed, Class 8 (corrosive) liquid materials may not be loaded above Class 4 (flammable solid) materials or Class 5 (oxidizing) materials.

- Cyanides or cyanide mixtures must not be loaded or stored with acids or acidic materials. The reaction of cyanides with acids releases deadly hydrogen cyanide gas.

- When the 172.101 Table or 49 CFR 172.402 requires a package to bear a subsidiary hazard label, segregation appropriate to the subsidiary hazard must be applied when that segregation is more restrictive than that required by the primary hazard. However, hazardous materials of the same class may be stored together without regard to segregation required for any secondary hazard if the materials are not capable of reacting dangerously with each other and causing combustion or dangerous evolution of heat; evolution of flammable, poisonous, or asphyxiant gases; or formation of corrosive or unstable materials.

Table II.A.4.b.-3

Waste Permitted to be Stored at TEI-FL, Inc.

Waste Description	Hazardous Waste Code	CAS Registry Number	DOT Hazard Class
Ignitable Liquid	D001	N/A	Varies
Corrosive (Acid, Caustic)	D002	N/A	8
Reactive Liquids & Solids	D003	N/A	Varies
Arsenic	D004	7440-38-2	6.1
Barium	D005	7440-39-3	4.3
Cadmium	D006	7440-43-9	6.1
Chromium (Haz. Substance)	D007	7440-47-3	9
Lead	D008	7439-92-1	6.1
Mercury	D009	7439-97-6	8
Selenium (Powder)	D010	7782-49-2	6.1
Silver (Haz. Substance)	D011	7440-22-4	9
Endrin (Haz. Substance)	D012	72-20-8	9
Lindane (Haz. Substance)	D013	58-89-9	9
Methoxychlor (Haz. Substance)	D014	72-43-5	9
Toxaphene (Haz. Substance)	D015	8001-35-2	9
2,4-D (Acid – Haz. Substance)	D016	94-75-7	9
2,4,5-TP (Silvex) (Haz. Substance)	D017	93-72-1	9
Benzene	D018	71-43-2	3
Carbon Tetrachloride	D019	56-23-5	6.1
Chlordane (Haz. Substance)	D020	57-74-9	9
Chlorobenzene	D021	108-90-7	3
Chloroform	D022	67-66-3	6.1
O-Cresol	D023	95-48-7	6.1
M-Cresol	D024	108-39-4	6.1
P-Cresol	D025	106-44-5	6.1
Cresol	D026	1319-77-3	6.1
1,4-Dichlorobenzene	D027	106-46-7	6.1
1,2-Dichloroethane (Ethylene Dichloride)	D028	109-06-2	3
1,1-Dichloroethylene (Vinylidene Chloride)	D029	75-35-4	3
2,4-Dinitrotoluene	D030	121-14-2	6.1
Heptachlor (Haz. Substance)	D031	76-44-8	9
Hexachlorobenzene	D032	118-74-1	6.1
Hexachlorobutadiene	D033	87-68-3	6.1
Hexachloroethane (Haz. Substance)	D034	67-72-1	9
Methyl Ethyl Ketone (Ethyl Methyl Ketone)	D035	78-93-3	3
Nitrobenzene	D036	98-95-3	6.1
Pentachlorophenol (Haz. Substance)	D037	87-86-5	9
Pyridine	D038	110-86-1	3

Waste Description	Hazardous Waste Code	CAS Registry Number	DOT Hazard Class
Tetrachloroethylene	D039	127-18-4	6.1

Waste Description	Hazardous Waste Code	CAS Registry Number	Hazard Class
Trichloroethylene	D040	79-01-6	6.1
2,4,5-Trichlorophenol (Haz. Substance)	D041	95-95-4	9
2,4,6-Trichlorophenol (Haz. Substance)	D042	88-06-2	9
Vinyl Chloride	D043	110-86-1	2.1
Spent Halogenated Solvents (Haz. Substance)	F001	N/A	9
Spent Halogenated Solvents (Haz. Substance)	F002	N/A	9
Spent Non-Halogenated Solvents (Haz. Substance)	F003	N/A	9
Spent Non-Halogenated Solvents (Haz. Substance)	F004	N/A	9
Spent Non-Halogenated Solvents (Haz. Substance)	F005	N/A	9
Electroplating Sludges (Haz. Substance)	F006	N/A	9
Spent Cyanide Plating Solvents (Haz. Substance)	F007	N/A	9
Plating Bath Residues (Haz. Substance)	F008	N/A	9
Spent Stripping Solutions (Haz. Substance)	F009	N/A	9
Quenching Bath Residues (Haz. Substance)	F010	N/A	9
Spent Cyanide Solution (Haz. Substance)	F011	N/A	9
Quench Wastewater Sludge (Haz. Substance)	F012	N/A	9
Wastewater Treatment Sludge (Haz. Substance)	F019	N/A	9
Discarded Unused Formulations of Chlorophenols	F027	N/A	6.1
Chlorophenolic Residuals (Haz. Substance)	F032	N/A	9
Creosote Residuals (Haz. Substance)	F034	N/A	9
Arsenic/Chromium Residuals (Haz. Substance)	F035	N/A	9
Petroleum Refinery Primary Sludge (Haz. Substance)	F037	N/A	9
Petroleum Refinery Secondary Sludge (Haz. Subs.)	F038	N/A	9
Leachate from Wastes (Haz. Substance)	F039	N/A	9
Bottom Sediment Sludge	K001	NA	4.1, 9
Dissolved Air Float (Haz. Substance)	K048	N/A	9
Stop Oil Emulsion Solids (Haz. Substance)	K049	N/A	9
Heat Exchanger Sludge (Haz. Substance)	K050	N/A	9
API Separator Sludge (Haz. Substance)	K051	N/A	9
Petroleum Tank Bottoms (Haz. Substance)	K052	N/A	9
Emission Control Dust/Sludge (Haz. Substance)	K061	N/A	9
Spent Pickle Liquor (Haz. Substance)	K062	N/A	9
Solvent Washes & Sludge (Haz. Substance)	K086	N/A	9
Organic Wastes	K156	N/A	9
Wastewaters	K157	N/A	9
Baghouse Dusts & Filter Separator Solids	K158	N/A	9
Organics from Treatment of Thiocarbamate Wastes	K159	N/A	9
Solids	K160	N/A	9
Purification Solids	K161	N/A	9
Warfarin & Salts when >.03% (Haz. Substance)	P001	81-81-2	9
Acetamide, N-(Aminothioximethyl) (Haz. Substance)	P002	591-08-2	9
Acrolein	P003	107-02-8	6.1
Aldrin	P004	309-00-2	6.1

Waste Description	Hazardous Waste Code	CAS Registry Number	Hazard Class
Allyl Alcohol	P005	107-18-6	6.1
Aluminum Phosphide	P006	20859-73-8	4.3, 6.1
5-(Aminomethyl)-3-Isoxazolol (Haz. Substance)	P007	2763-96-4	9
4-Aminopyridine	P008	504-24-5	6.1
Arsenic Acid (H_3AsO_4)	P010	131-74-8	6.1
Arsenic Oxide (As_2O_5)	P011	1303-28-2	6.1
Arsenic Oxide (As_2O_3)	P012	1327-53-3	6.1
Barium Cyanide	P013	542-62-1	6.1
Benzenethiol (Phenyl Mercaptan)	P014	108-98-5	6.1
Beryllium (Powder)	P015	7440-41-7	6.1
Dichloromethylether ((Haz. Substance)	P016	542-88-1	9
Bromoacetone	P017	598-31-2	6.1
Brucine	P018	357-57-3	6.1
Dinoseb	P020	88-85-7	9
Calcium Cyanide	P021	592-01-8	6.1
Carbon Disulfide	P022	75-15-0	3, 6.1
Acetaldehyde, Chloro- (Haz. Substance)	P023	107-20-0	9
Benzenamine, 4-Chloro- (Haz. Substance)	P024	106-47-8	9
1-(o-Chlorophenyl)thiourea (Haz. Substance)	P026	5344-82-1	9
3-Chloropropionitrile (Haz. Substance)	P027	542-76-7	9
Benzene, Chloromethyl (Benzyl Chloride)	P028	100-44-7	6.1
Copper Cyanide	P029	544-92-3	6.1
Cyanides (Solutions & Inorganics)	P030	57-12-5	6.1
2-Cyclohexyl-4,6-dinitrophenol (Haz. Substance)	P034	131-89-5	9
Arsonous Dichloride, Phenyl (Haz. Substance)	P036	696-28-6	9
Dieldrin	P037	60-57-1	6.1
Arsine, Diethyl- (Haz. Substance)	P038	692-42-2	9
Disulfoton (Haz. Substance)	P039	298-04-4	9
0,0-Diethyl 0-pyrazinyl Phosphorothioate (Haz. Subs.)	P040	297-97-2	9
Diethyl-p-nitrophenyl Phosphate (Haz. Substance)	P041	311-45-5	9
Epinephrine	P042	329-65-7	6.1
Diisopropylfluorophosphate (Haz. Substance)	P043	55-91-4	9
Dimethoate (Haz. Substance)	P044	60-51-5	9
Thiofanox (Haz. Substance)	P045	39196-18-4	9
Benzeneethanamine, alpha, alpha-dimethyl (Haz. Subs.)	P046	122-09-8	9
4,6-Dinitro-o-cresol & Salts (Solid or Solutions)	P047	534-52-1	6.1
2,4-Dinitrophenol (Haz. Substance)	P048	51-28-5	9
Dithiobiuret (Haz. Substance)	P049	541-53-7	9
Endosulfan (Haz. Substance)	P050	115-29-7	9
Endrin (Haz. Substance)	P051	72-20-8	9

Waste Description	Hazardous Waste Code	CAS Registry Number	Hazard Class
Aziridine (Ethyleneimine)	P054	151-56-4	6.1
Acetamide, 2-Fluoro- (Haz. Substance)	P057	640-19-7	9
Acetic Acid, Fluoro-, Sodium Salt (Haz. Substance)	P058	62-74-8	9
Heptachlor (Haz. Substance)	P059	76-44-8	9
Isodrin (Haz. Substance)	P060	465-73-6	9
Hexaethyl Tetraphosphate	P062	757-58-4	6.1
Hydrogen Cyanide	P063	74-90-8	6.1, 3
Methyl Isocyanate	P064	624-83-9	6.1
Methomyl (Haz. Substance)	P066	16752-77-5	9
Aziridine, 2-methyl	P067	75-55-8	3
Methyl Hydrazine (Haz. Substance)	P068	60-34-4	9
2-Methyllactonitrile	P069	75-86-5	6.1
Aldicarb (Haz. Substance)	P070	116-06-3	9
Methyl Parathion	P071	298-00-0	6.1
alpha-Naphthylthiourea	P072	86-88-4	6.1
Nickel Carbonyl	P073	13463-39-3	6.1, 3
Nickel Cyanide	P074	577-19-7	6.1
Nicotine & Salts	P075	54-11-5	6.1
Benzenamine, 4-Nitro- (p-Nitroaniline)	P077	100-01-6	6.1
Nitroglycerine	P081	55-63-0	3, 4.1
N-Nitrosodimethylamine (Haz. Substance)	P082	62-75-9	9
N-Nitrosomethylvinylamine (Haz. Substance)	P084	4549-40-0	9
Octamethylpryophosphoramide (Haz. Substance)	P085	152-16-9	9
Osmium Tetroxide	P087	20816-12-0	6.1
Endothall (Haz. Substance)	P088	145-73-3	9
Parathion	P089	56-38-2	6.1
Phenylmercury Acetate	P092	62-38-4	6.1
Phenylthiourea (Haz. Substance)	P093	103-85-5	9
Phorate (Haz. Substance)	P094	298-02-2	9
Famphur (Haz. Substance)	P097	52-85-7	9
Potassium Cyanide	P098	151-50-8	6.1
Potassium Silver Cyanide (Haz. Substance)	P099	506-61-6	9
Ethyl Cyanide (Haz. Substance)	P101	107-12-0	9
Propargyl Alcohol	P012	107-19-7	3
Selenourea (Haz. Substance)	P103	630-10-4	9
Silver Cyanide	P104	506-64-9	6.1
Sodium Azide	P105	26628-22-8	6.1
Sodium Cyanide	P106	143-33-9	6.1
Strychnine & Salts	P108	57-24-9	6.1
Tetraethyldithiopryophosphate	P109	3689-24-5	6.1
Tetraethyl Lead (Liquid)	P110	78-00-2	6.1
Tetraethyl Pryophosphate (Liquid & Solid)	P111	107-49-3	6.1

Waste Description	Hazardous Waste Code	CAS Registry Number	Hazard Class
Thallic Oxide (Haz. Substance)	P113	1314-32-5	9
Thallium (1) Selenide (Thallium Compounds)	P114	12039-62-0	6.1
Thallium (1) Sulfate (Thallium Compounds)	P115	7446-18-6	6.1
Thiosemicarbazide (Haz. Substance)	P116	79-19-6	9
Perchloromethylmercaptan	P118	594-42-3	6.1
Ammonium Vanadate (Ammonium Metavanadate)	P119	7803-55-6	6.1
Vanadium Pentoxide (Nonfused Form)	P120	1314-62-1	6.1
Zinc Cyanide	P121	557-21-1	6.1
Zinc Phosphide	P122	1314-84-7	4.3, 6.1
Toxaphene (Haz. Substance)	P123	8001-35-2	9
Carbofuran	P127	1563-66-2	6.1
Mexacarbate	P128	315-18-4	6.1
Tirpate	P185	26419-73-8	6.1
Physostigmine Salicylate	P188	57-64-7	6.1
Carbosulfan	P189	55285-14-8	9
Metolcarb	P190	1129-41-5	6.1
Dimetilan	P191	644-64-4	6.1
Isolan	P192	119-38-0	6.1
Oxamyl	P194	23135-22-0	6.1
Manganese Dimethyldithiocarbamate	P196	15339-36-3	6.1
Formparanate	P197	17702-57-7	6.1
Formetanate Hydrochloride	P198	23422-53-9	6.1
Methiocarb	P199	2032-65-7	6.1
Promecarb	P201	2631-37-0	6.1
m-Cumenyl Methylcarbamate	P202	64-00-6	6.1
Aldicarb Sulfone	P203	1646-88-4	6.1
Physostigmine	P204	57-47-6	6.1
Ziram	P205	137-30-4	6.1
Acetaldehyde (I)	U001	75-07-0	3
Acetone (I)	U002	67-64-1	3
Acetonitrile (I, T) (Methyl Cyanide)	U003	75-05-8	3
Acetophenone (Haz. Substance)	U004	98-86-2	9
2-Acetylaminofluorene (Haz. Substance)	U005	53-96-3	9
Acetyl Chloride	U006	75-36-5	3, 8
Acrylamide	U007	79-06-1	6.1
Acrylic Acid	U008	79-10-7	8
Acrylonitrile	U009	107-13-1	3
Mitomycin C (Haz. Substance)	U010	50-07-7	9
Amitrole (Haz. Substance)	U011	61-82-5	9
Aniline (I, T)	U012	62-53-3	6.1
Auramine (Haz. Substance)	U014	492-80-8	9

Waste Description	Hazardous Waste Code	CAS Registry Number	Hazard Class
Azaserine (Haz. Substance)	U015	115-02-6	9
Benz(c)acridine (Haz. Substance)	U016	225-51-4	9
Benzal Chloride (Haz. Substance)	U017	98-87-3	9
Benz(a)athracene (Haz. Substance)	U018	56-55-3	9
Benzene	U019	71-43-2	3
Benzenesulfonyl Chloride	U020	98-09-9	8
Benzidine	U021	62-53-3	6.1
Benzo(a)pyrene (Haz. Substance)	U022	50-32-8	9
Benzotrichloride	U023	98-07-7	8
Dichloromethyoxy Ethane (Haz. Substance)	U024	111-91-1	9
Dichloroethyl Ether (Haz. Substance)	U025	111-44-4	9
Chlornaphazine (Haz. Substance)	U026	494-03-1	9
Dichloroisopropyl Ether	U027	108-60-1	6.1
Diethylhexyl Phthalate (Haz. Substance)	U028	117-81-7	9
Methyl Bromide	U029	74-83-9	2.3
4-Bromophenyl Phenyl Ether (Haz. Substance)	U030	101-55-3	9
n-Butyl Alcohol (I) (Butanols)	U031	71-36-3	3
Calcium Chromate (Haz. Substance)	U032	13765-19-0	9
Chloral (anhydrous)	U034	75-87-6	6.1
Chlorambucil (Haz. Substance)	U035	305-03-3	9
Chlordane, Alpha & Gamma Isomers (Haz. Substance)	U036	57-74-9	9
Chlorobenzene	U037	108-90-7	3
Chlorobenzilate (Haz. Substance)	U038	510-15-6	9
p-Chloro-m-cresol	U039	59-50-7	6.1
Epichlorohydrin	U041	106-89-8	6.1
2-Chloroethyl Vinyl Ether (Haz. Substance)	U042	110-75-8	9
Vinyl Chloride	U043	75-01-4	2.1
Chloroform	U044	67-66-3	6.1
Methyl Chloride (I, T)	U045	74-87-3	2.1
Chloromethyl Methyl Ether	U046	107-30-2	3
beta-Chloronaphthalene (Haz. Substance)	U047	91-58-7	9
o-Chlorophenol	U048	95-57-8	6.1
4-Chloro-o-toluidine, Hydrochloride	U049	3165-93-3	6.1
Chrysene (Haz. Substance)	U050	218-01-9	9
Creosote (Haz. Substance)	U051	8001-58-9	9
Cresol	U052	1319-77-3	6.1
Crotonaldehyde (Stabilized)	U053	4170-30-3	3
Cumene (I) (Haz. Substance)	U055	98-82-8	9
Cyclohexane	U056	110-82-7	3
Cyclohexanone (I)	U057	108-94-1	3
Cyclophosphamide (Haz. Substance)	U058	50-18-0	9

Waste Description	Hazardous Waste Code	CAS Registry Number	Hazard Class
Daunomycin (Haz. Substance)	U059	20830-81-3	9
DDD (Haz. Substance)	U060	72-54-8	9
DDT (Haz. Substance)	U061	50-29-3	9
Diallate (Haz. Substance)	U062	2303-16-4	9
Diben(a, h)anthracene (Haz. Substance)	U063	53-70-3	9
Dibenzo(a, i)pyrene (Haz. Substance)	U064	189-55-9	9
1,2-Dibromomo-3-chloropropane	U066	96-12-8	6.1
Ethane, 1,2-dibromo- (Ethylene Dibromide)	U067	106-93-4	6.1
Methylene Bromide (Dibromomethane)	U068	74-95-3	6.1
Dibutyl Phthalate (Haz. Substance)	U069	84-74-2	9
o-Dichlorobenzene	U070	95-50-1	6.1
m-Dichlorobenzene (Haz. Substance)	U071	541-73-1	9
p-Dichlorobenzene	U072	106-46-7	6.1
3,3-Dichlorobenzidine (Haz. Substance)	U073	91-94-1	9
1,4-Dichloro-2-butene (I,T) (Haz. Substance)	U074	764-41-0	9
Dichlorodifluoromethane	U075	75-71-8	2.2, 6.1
Ethane, 1,1-Dichloro- (1,1-Dichloroethane)	U076	75-34-3	3
Ethane, 1,2-Dichloro- (Ethylene Dichloride)	U077	107-06-2	3
1,1-Dichloroethylene (Haz. Substance)	U078	75-35-4	9
1,2-Dichloroethylene (Haz. Substance)	U079	156-60-5	9
Methylene Chloride (Dichloromethane)	U080	75-090-2	6.1
2,4-dichlorophenol (Haz. Substance)	U081	120-83-2	9
2,6-Dichlorophenol (Haz. Substance)	U082	87-65-0	9
Propylene Dichloride	U083	78-87-5	3
1,3-Dichloropropene (Dichloropropene)	U084	542-75-6	3
1,2:3,4-Diepoxybutane (Haz. Substance)	U085	1464-53-5	9
N,N’-Diethyhydrazine (Haz. Substance)	U086	1615-80-1	9
O,O-Diethyl S-methyl Dithiophosphate (Haz. Subs.)	U087	3288-58-2	9
Diethyl Phthalate (Haz. Substance)	U088	84-66-2	9
Diethystilbesterol (Haz. Substance)	U089	56-53-1	9
Dihydrosafrole (Haz. Substance)	U090	94-58-6	9
3,3’-Dimethoxybenzidine (Haz. Substance)	U091	119-90-4	9
Dimethylamine (I) (Anhydrous, Solution)	U092	124-40-3	2.1, 3
p-Dimethylaminoazobenzene (Haz. Substance)	U093	60-11-7	9
7,12-Dimethylbenz(a)anthracene (Haz. Substance)	U094	57-97-6	9
3,3’-Dimethylbenzidine (Haz. Substance)	U095	119-93-7	9
Dimethylcarbamoyl Chloride	U097	79-44-7	8
1,1-Dimethylhydrazine (Symmetrical, Unsymm.)	U098	57-14-7	3, 6.1
1,2-Dimethylhydrazine (Symmetrical, Unsymm.)	U099	540-73-8	3, 6.1
2,4-Dimethylphenol (Haz. Substance)	U101	105-67-9	9
Dimethyl Phthalate (Haz. Substance)	U102	131-11-3	9
Dimethyl Sulfate	U103	77-78-1	6.1

Waste Description	Hazardous Waste Code	CAS Registry Number	Hazard Class
2,4-Dinitrotoluene	U105	121-14-2	6.1
2,6-Dinitrotoluene	U106	606-20-2	6.1
Di-n-Octyl Phthalate (Haz. Substance)	U107	117-84-0	9
1,4-Dioxane	U108	123-91-1	3
1,2-Diphenylhydrazine (Haz. Substance)	U109	122-66-7	9
Dipropylamine	U110	142-84-7	3
Di-n-propylnitrosoamine (Haz. Substance)	U111	621-64-7	9
Ethyl Acetate (I)	U112	141-78-6	3
Ethyl Acrylate (I)	U113	140-88-5	3
Ethylene Bisdithiocarbamic Acid, Salts & Esters (Haz. Substance)	U114	111-54-6	9
Ethylene Oxide (I, T)	U115	75-21-8	2.3
Ethylenthiourea (Haz. Substance)	U116	96-45-7	9
Ethyl Ether (I) (Diethyl Ether)	U117	60-29-7	3
Ethyl Methacrylate	U118	97-63-2	3
Ethyl Methanesulfonate (Haz. Substance)	U119	62-50-0	9
Fluoranthene (Haz. Substance)	U120	206-44-0	9
Trichloromonofluoromethane (Haz. Substance)	U121	75-69-4	9
Formaldehyde (Solutions-Flammable, Non-Flammable)	U122	50-0-0	3, 9
Formic Acid (C, T)	U123	64-18-6	8
Furan (I)	U124	110-00-9	3
Furfural (I)	U125	98-01-1	3
Glycidylaldehyde	U126	765-34-4	3
Hexachlorobenzene	U127	118-74-1	6.1
Hexachlorobutadiene	U128	87-68-3	6.1
Lindane (Haz. Substance)	U129	58-89-9	9
Hexachlorocyclopentadiene	U130	77-47-4	6.1
Hexachloroethane (Haz. Substance)	U131	67-72-1	9
Hexachlorophene	U132	710-30-4	6.1
Hydrazine (R, T)	U133	302-01-2	3, 6.1, 8
Hydrofluoric Acid (C, T)	U134	7664-39-3	8
Hydrogen Sulfide	U135	7783-06-4	2.3, 2.1
Cacodylic Acid	U136	75-60-5	6.1
Ideno[1,2,3-cd]pyrene (Haz. Substance)	U137	193-39-9	9
Methyl Iodide	U138	74-88-4	6.1
Isobutyl Alcohol (I, T,) (Isobutanol)	U140	78-83-1	3
Isosafrole (Haz. Substance)	U141	120-58-1	9
Kepone (Haz. Substance)	U142	143-50-0	9
Lasiocarpine (Haz. Substance)	U143	303-34-4	9
Lead Acetate	U144	301-04-2	6.1

Waste Description	Hazardous Waste Code	CAS Registry Number	Hazard Class
Lead Phosphate (Haz. Substance)	U145	7446-27-7	9
Lead Subacetate (Haz. Substance)	U146	1335-32-6	9
Maleic Anhydride	U147	108-31-6	8
Maleic Hydrazide (Haz. Substance)	U148	123-33-1	9
Malononitrile	U149	109-77-3	6.1
Melphalan (Haz. Substance)	U150	148-82-3	9
Mercury	U151	7439-97-6	8
Methacrylonitrile	U152	126-98-7	3
Methanethiol	U153	74-93-1	2.3, 2.1
Methanol (I)	U154	67-56-1	3
Methapyrilene (Haz. Substance)	U155	91-80-5	9
Methyl Chlorocarbonate (Methyl Chloroformate)	U156	79-22-1	6.1
3-Methylcholanthrene (Haz. Substance)	U157	56-49-5	9
4,4’-Methylenebis(2-Chloraniline) (Haz. Substance)	U158	101-14-4	9
Methyl Ethyl Ketone (I, T) (Ethyl Methyl Ketone)	U159	78-93-3	3
Methyl Ethyl Ketone Peroxide (R, T)	U160	1338-23-4	5.2
Methyl Isobutyl Ketone	U161	108-10-1	3
Methyl Methacrylate (I, T) (Monomer)	U162	80-62-6	3
N-Methyl-N’-Nitro-N-Nitrosognanidine	U163	10-25-7	4.1
Methylthiouracil (Haz. Substance)	U164	56-04-2	9
Naphthalene (Crude or Refined)	U165	91-20-3	4.1
1,4-Naphthalenedione (Haz. Substance)	U166	130-15-4	9
alpha-Naphthylamine	U167	134-32-7	6.1
beta-Naphthylamine	U168	91-59-8	6.1
Nitrobenzene (I, T)	U169	98-95-3	6.1
p-Nitrophenol	U170	100-02-7	6.1
Nitropropane (I, T)	U171	79-46-9	3
N-Nitrosodi-n-butylamine (Haz. Substance)	U172	924-16-3	9
N-Nitrosodiethanolamine (Haz. Substance)	U173	1116-54-7	9
N-Nitrododiethylamine (Haz. Substance)	U174	55-18-5	9
N-Nitroso-N-ethylurea (Haz. Substance)	U176	759-73-9	9
N-Nitroso-N-Methylurea (Haz. Substance)	U177	684-93-5	9
N-Nitroso-N-Methylurethane (Haz. Substance)	U178	615-53-2	9
N-Nitrosopiperidine (Haz. Substance)	U179	100-75-4	9
N-Nitrasopyrrolidine (Haz. Substance)	U180	930-55-2	9
5-Nitro-o-toluidine (mono)	U181	99-55-8	6.1
Paraldehyde	U182	123-63-7	3
Pentachlorobenzene (Haz. Substance)	U183	608-93-5	9
Pentachloroethane	U184	76-01-7	6.1
Pentachloronitrobenzene (Haz. Substance)	U185	82-68-8	9
1,3-Pentadiene (I) (Haz. Substance)	U186	504-60-9	9

Waste Description	Hazardous Waste Code	CAS Registry Number	Hazard Class
Phenacetin (Haz. Substance)	U187	62-44-2	9
Phenol (molten, solid, solutions)	U188	108-95-2	6.1
Phosphorus Sulfide	U189	1314-80-3	4.3, 4.1
Phthalic Anhydride	U190	85-44-9	8
2-Picoline	U191	109-06-8	3
Pronamide (Haz. Substance)	U192	23950-58-5	9
1,3-Propane Sultone (Haz. Substance)	U193	1120-71-4	9
n-Propylamine (I, T)	U194	107-10-8	3
Pyridine	U196	110-86-1	3
p-Benzoquinone	U197	106-51-4	6.1
Reserpine (Haz. Substance)	U200	50-55-5	9
Resorcinol	U201	108-46-3	6.1
Saccharin, & Salts (Haz. Substance)	U202	81-07-2	9
Safrole (Haz. Substance)	U203	94-59-7	9
Selenium Dioxide (Selenium Oxide)	U204	7446-08-4	6.1
Selenium Sulfide	U205	7488-56-4	6.1
Streptozotocin (Haz. Substance)	U206	18883-66-4	9
1,2,4,5-Tetrachlorobenzene (Haz. Substance)	U207	95-94-3	9
1,1,1,2-Tetrachloroethane (Haz. Substance)	U208	630-20-6	9
1,1,2,2-Tetrachloroehtane (Haz. Substance)	U209	79-34-5	9
Tetrachloroethylene	U210	127-18-4	6.1
Carbon Tetrachloride	U211	56-23-5	6.1
Tetrahydrofuran (I)	U213	109-99-9	3
Thallium (I) Acetate (Thallium Compound)	U214	563-68-8	6.1
Thallium (I) Carbonate (Thallium Compound)	U215	6533-73-9	6.1
Thallium (I) Chloride (Thallium Compound)	U216	7791-12-0	6.1
Thallium (I) Nitrate (Thallium Compound))	U217	10102-45-1	6.1, 5.1
Thioacetamide (Haz. Substance)	U218	62-55-5	9
Thiourea (Haz. Substance)	U219	62-56-6	9
Toluene	U220	108-88-3	3
Toluenediamine (Haz. Substance)	U221	25376-45-8	9
o-Toluidine Hydrochloride (Haz. Substance)	U222	636-21-5	9
Toluene Diisocyanate	U223	26471-62-5	6.1
Bromoform	U225	75-25-2	6.1
Methyl Chloroform (1,1,1-Trichloroethane)	U226	71-55-6	6.1
1,1,2-Trichloroethane (Haz. Substance)	U227	79-00-5	9
Trichloroethylene	U228	79-01-6	6.1
Tris(2,3-dibromopropyl)phosphate (Haz. Substance)	U235	126-72-7	9
Trypan Blue (Haz. Substance)	U236	72-57-1	9
Uracil Mustard (Haz. Substance)	U237	66-75-1	9
Ethyl Carbamate (Urethane) (Haz. Substance)	U238	51-79-6	9

Waste Description	Hazardous Waste Code	CAS Registry Number	Hazard Class
Xylene (I)	U239	1330-20-7	3
2,4-D Salts & Esters (Haz. Substance)	U240	94-75-7	9
1-Propene 1,1,2,3,3,3-hexachloro (Haz. Substance)	U243	1888-71-7	9
Thiram (Haz. Substance)	U244	137-26-8	9
Cyanogen Bromide	U246	506-68-3	6.1
Methoxychlor (Haz. Substance)	U247	72-43-5	9
Warfarin & Salts (≤0.3%) (Haz. Substance)	U248	81-81-2	9
Zinc Phosphide	U249	1314-84-7	4.3, 6.1
Benoyml	U271	17804-35-2	9
Sulfallate	U277	95-06-7	9
Bendiocarb	U278	22781-23-3	6.1
Carbaryl	U279	63-25-2	9
Barban	U280	101-27-9	9
o-Toluidine	U328	95-53-0	6.1
p-Toluidine	U353	106-49-0	6.1
Ethylene Glycol Monoethyl Ether	U359	110-80-5	3
Bendiocarb Phenol	U364	22961-82-6	6.1
Molinate	U365	2212-67-1	9
Dazomet	U366	533-74-4	9
Carbofuran Phenol	U367	1563-38-8	6.1
Carbendazin	U372	10605-21-7	9
Propham	U373	122-42-9	9
3-Iodo-2-propynyl n-butylcarbamate	U375	55406-53-6	9
Selenium, Tetrakis (Dimethyldithiocarbamate)	U376	144-34-3	6.1
Potassium n-Methyldithiocarbamate	U377	137-41-7	9
Potassium n-Hydroxymethyl-n-methyldithiocarbamate	U378	51026-28-9	9
Sodium Dibutyldithiocarbamate	U379	136-30-1	9
Sodium Diethyldithiocarbamate	U381	148-18-5	9
Sodium Dimethyldithiocarbamate	U382	128-04-1	9
Potassium Dimethyldithiocarbamate	U383	128-03-0	9
Metam-sodium	U384	137-42-8	8
Vernolate	U385	1929-77-7	9
Cycloate	U386	1134-23-2	9
Prosulfocarb	U387	52888-80-9	9
Triallate	U389	2303-17-5	9
EPTC	U390	759-94-4	9
Pebulate	U391	1114-71-2	9
Butylate	U392	2008-41-5	9
Copper Dimethyldithiocarbamate	U393	137-29-1	6.1
A2213	U394	30558-43-1	9
Diethylene Glycol, Dicarbamate	U395	5952-26-1	6.1

Waste Description	Hazardous Waste Code	CAS Registry Number	Hazard Class
Ferbam	U396	14484-64-1	9
Bis(pentamethylene) Thiruam Tetrasulfide	U400	120-54-7	9
Tetramethylthiuram Monosulfide	U401	97-74-5	9
Tetrabutylthiuram Disulfide	U402	1634-02-2	9
Disulfiram	U403	97-77-8	9
Triethylamine	U404	121-44-8	3
Ethyl Ziram	U407	14324-55-1	9
Thiophanate-Methyl	U409	23564-05-8	9
Thiodicarb	U410	59669-26-0	9
Propoxur	U411	114-26-1	6.1

N/A: Not Applicable, None Found

Table II.A.4.b.-4

Emergency Equipment and Personnel Safety Equipment Cabinet

2 Empty 55-gallon, 17-H, lined drums – To store waste
2 Salvage drums (lined or poly) – To Store Waste
4 8-inch diameter, 10-foot long sorbent booms – To contain Spills
2 Spark-resistant safety shovels – To clean-up spills
2 Crowbars (nonsparking) – To remove and clean objects
2 18-inch pipe wrenches (nonsparking) – To open objects
2 Drum plug wrenches (nonsparking) – To plug drums
4 Explosion-proof flashlights – To provide lighting
1 Megaphone or Airhorn – For communication
2 Nylon ropes (each 50 feet long, ½ inch thick) – To complete confined space entries and/or tie off areas
1 Oxygen kit – For oxygen deficient atmospheres
5 Safety glasses – for eye protection
10 Safety goggles – for eye protection
5 Face shield/hard hat combination – head and eye protection
2 Emergency eye/face/body wash – for eye/face/body protection
20 Tyveks total body coverage - To keep personnel free of contaminates
4 Duct tape rolls – to hold things together
10 Rubber boots – to prevent footwear from contamination
10 Rubber gloves – to protect ands
5 Corrosive-resistant aprons – to protect the trunk
2 Corrosive-resistant suits – to prevent contamination of the body
5 Leather gloves – for hand protection
10 Half-mask respirators – for respiratory protection
5 Full-face respirators – for respiratory protection
1 Box of respirator cartridges (OV and AG) – for respiratory protection

Fire extinguishers
Cellular phone (mentioned above, for receptionist)
Include decontamination equipment (264.52(e))
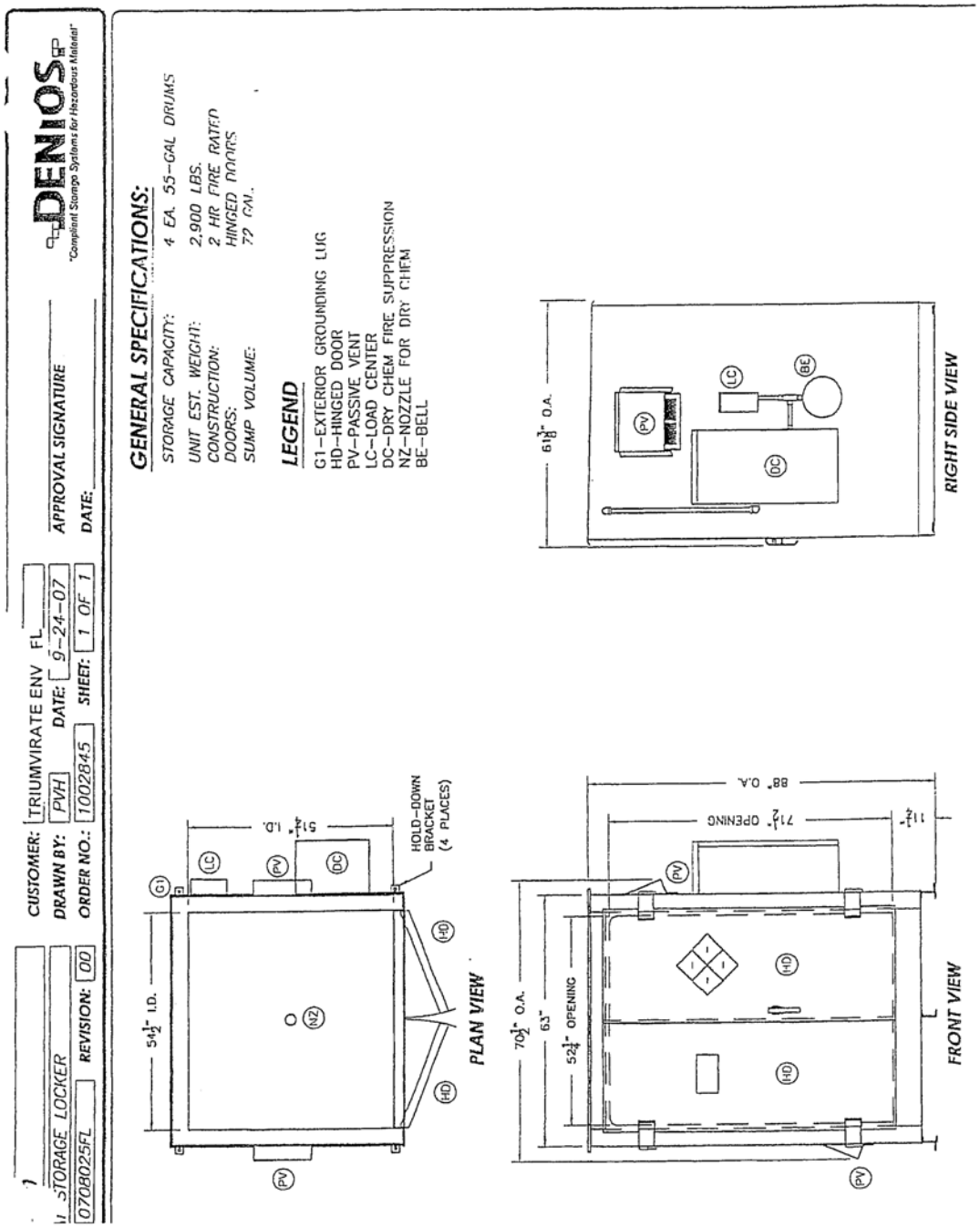
Exhibit II.B.1.2: HAZMAT STORAGE LOCKER SKETCH