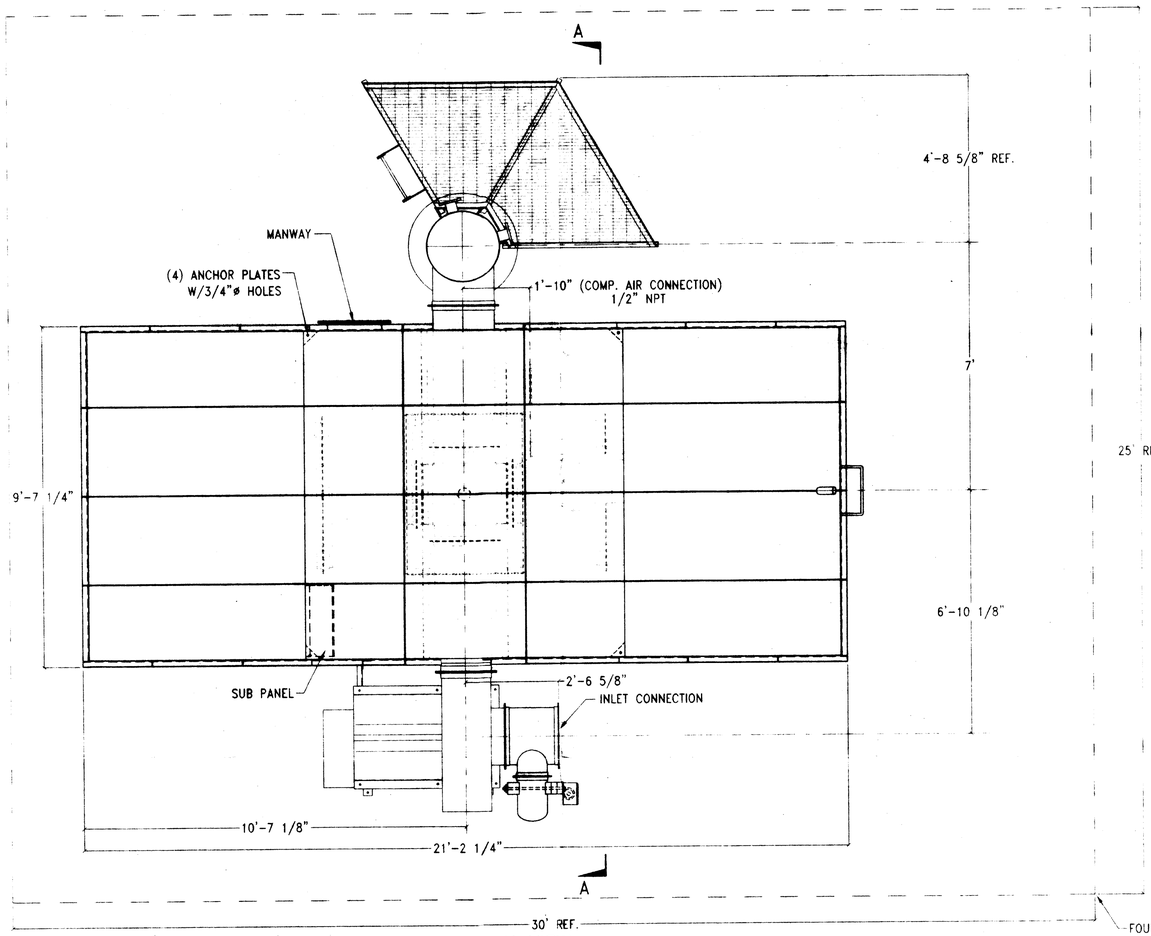

PLAN VIEW

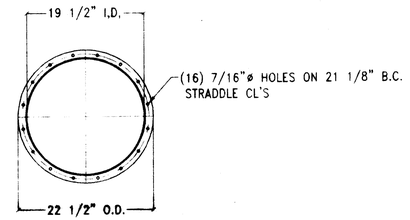

INLET CONNECTION DETAIL

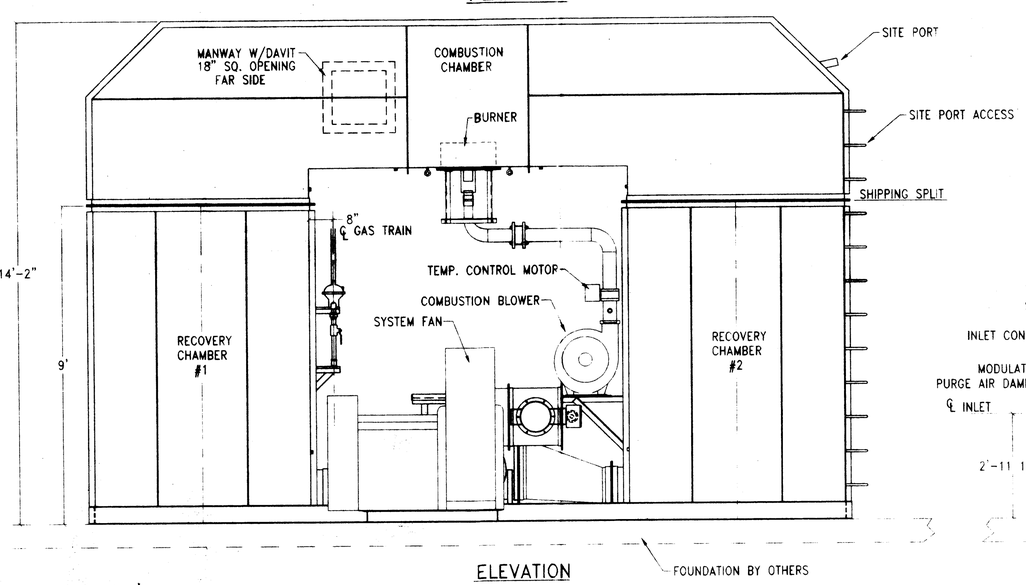

ELEVATION

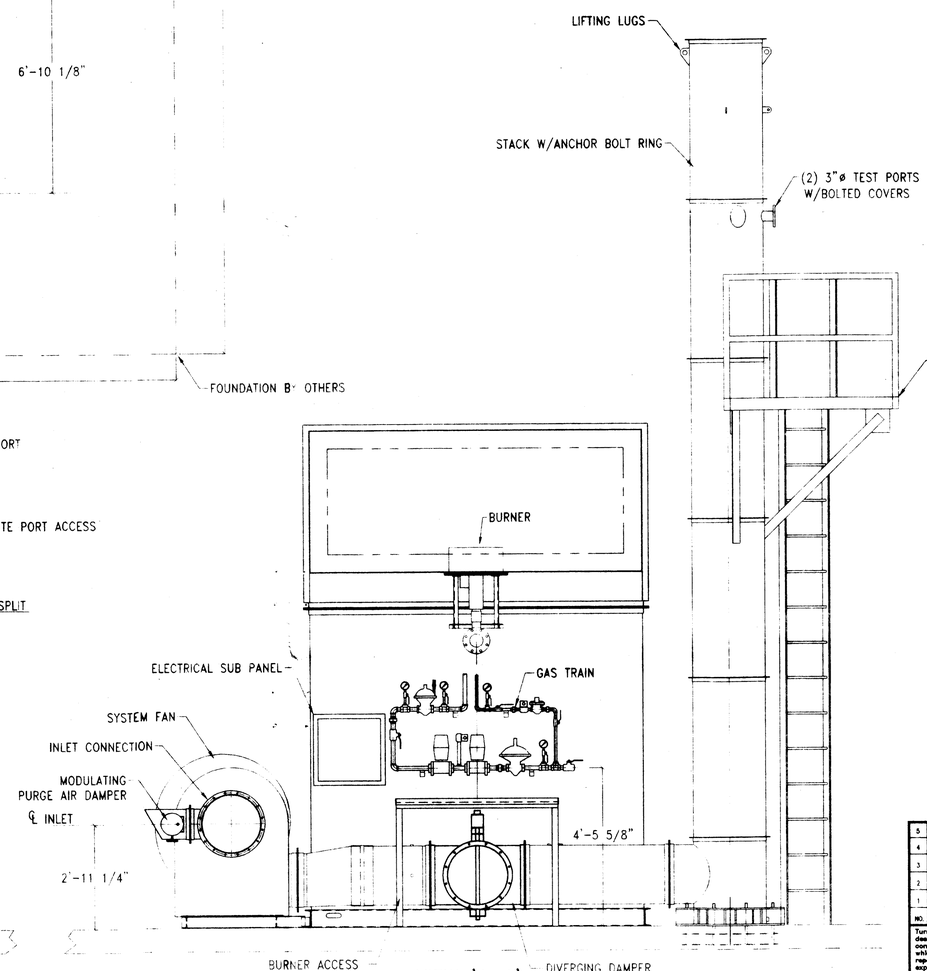

VIEW 'A-A'

SPECIFICATIONS

SYSTEM FAN – I.A.P. SIZE ORB-19 ARR. 9, 1725 RPM, 35.7 BHP WITH 40 HP TEFC MOTOR (8000 SCFM @ 18" STATIC PRESSURE)

COMBUSTION CHAMBER – 3/16" (A-36) WELDED; 6" THK. 8# CERAMIC FIBER LINING; FLG. 2 X 2 X 1/4 STIFFENER 1/4 X 2 BAR

RECOVERY CHAMBERS – 3/16" (A-36) WELDED; 4" & 6" THK. 8# CERAMIC FIBER LINING; FLG. 2 X 2 X 1/4 STIFFENER 1/4 X 2 BAR

CERAMIC PACKING – TY-PAK #1 CERAMIC MEDIA 1-1/2" (45.5# PER FT^3) 400 FT^3 PER RECOVERY CHAMBER

SKID – C6 X 8.2 (A-36)

GAS TRAIN – 1" IRI APPROVED; DOUBLE HONEYWELL INDUSTRIAL GAS SSOV'S & NORTH AMERICAN VARIABLE RATIO REGULATOR

BURNER – NORTH AMERICAN 4841-5F; 960,000 BTU MAX.

DIVERGING DAMPER – RA 601 CONSTRUCTION WITH DOUBLE ACTING PNEUMATIC ACTUATOR

COMBUSTION BLOWER – NORTH AMERICAN 2316-17/2-T2D 2 HP TEFC, 220 CFM @ 16 OSI

CONTROL PANEL – NEMA 4 W/BLOWER STARTER CONTROL TRANSFORMER, CHART RECORDER, TEMP CONTROLLERS, BURNER RELAY & PLC, 480V 3PH

SUB PANEL – NEMA 4 W/IGNITION TRANSFORMER, PRESSURE SWITCHES, PRESSURE TRANSMITTER & TERMINAL STRIP, 120 V

VFD – NEMA 1 TO BE MOUNTED BESIDE CONTROL PANEL

STACK – FREE STANDING A-36 CONSTRUCTION W/2 3" TEST PORTS

PLATFORM & LADDER – 120° OSHA CONFORMING

SHIPPING WEIGHT – OXIDIZER W/FAN 23,000 LBS.
OXIDIZER W/CERAMIC INSTALLED 60,000 LBS.
STACK PLATFORM & LADDER 1,800 LBS.

THOMAS KIRK TURNER CERTIFICATE No. 0044917 STATE OF FLORIDA REGISTERED ENGINEER

NOTES

1. UNIT SHIPPED W/COMBUSTION CHAMBER LOOSE, ALL CONNECTION HARDWARE INCLUDED
2. FIBERGLASS DROPWARP TAPE (INCLUDED) TO BE USED BETWEEN COMBUSTION CHAMBER & RECOVERY CHAMBERS
3. CERAMIC PACKING TO BE INSTALLED BY OTHERS (400 CU. FT. PER RECOVERY). PACKING SHIPPED IN 40 CU. FT. SUPERSACKS
4. ALL GAS AND COMBUSTION PIPING INSTALLED PRIOR TO SHIPPING. UNIONS INSTALLED FOR FINAL CONNECTON AT ASSEMBLY
5. FAN IS SKID MOUNTED. FAN SKID SHIPPED LOOSE. ALL CONNECTING HARDWARE INCLUDED
6. STACK PLATFORM & LADDER SHIP LOOSE
7. CONTROL PANEL & VFD SHIP LOOSE

NO.	DATE	BY	REVISION
5			
4			
3			
2	12-10-99	RSR	AS-BUILT
1	7-21-99	RSR	SYSTEM UPDATE

Turner EnviroLogic, Inc. reserves all rights to this drawing and all designs, details, inventions or developments covered thereby are confidential and are the exclusive property of Turner EnviroLogic, Inc., which reserves all patents, copyrights, or other rights. Copying, reproduction, or duplication, in whole or in part, is forbidden unless expressly authorized by Turner EnviroLogic, Inc. Any such copies shall be the exclusive property of Turner EnviroLogic, Inc. This drawing and any such copies shall be returned when requested and used subject to above conditions only on authorized company work.

Turner EnviroLogic ©

PERMA-FIX ENVIRONMENTAL SERVICES
V.O.C. COLLECTION SYSTEM
GENERAL ARRANGEMENT

DRAWN BY: RSR	SCALE: 1/2" = 1'	REF DRAWING: XXXX	
CHECKED	DATE: 4-9-99	DRAWING NO: 3360	REV: 2
APPROVED	PROJECT: 2832		