SOUTHERN EARTH SCIENCES, INC.

Geotechnical, Environmental & Construction Materials Testing
www.soearth.com

FLORIDA

Panama City Branch
7500 McElvey Road, Suite A
Panama City Beach, FL 32408
(850) 769-4773 tel
(850) 872-9967 fax

Tallahassee Branch
3642 Peddie Drive
Tallahassee, FL 32303
(850) 576-4652 tel
(850) 576-4710 fax

Destin
150 Industrial Park Drive, Suite 6
Destin, FL 32541
(850) 837-9966 tel
(850) 837-9967 fax

ALABAMA

Corporate Office
6352 Piccadilly Square Drive
Mobile, AL 36609

P.O. Box 160745
Mobile, AL 36616
(251) 445-4354 tel
(251) 345-9453 fax

Mobile
5460 Rangeline Road
Mobile, AL 36619
(251) 344-7711 tel
(251) 443-9000 fax

Summerdale
105 Highway 59 N
Summerdale, AL 36580
(251) 989-7726 tel
(251) 989-6722 fax

Montgomery
1412 I-85 Parkway
Montgomery, AL 36106
(334) 260-6227 tel
(334) 260-6229 fax

Phase II Site Assessment Report

Former Bay Tank & Fabricating
1810 Industrial Drive
Panama City, Bay County, FL

SESI Project # P14-0067

July 11, 2014

Southern Earth Sciences, Inc.
strives to fully satisfy our clients
by providing quality service in the fields of
Environmental Science,
Geotechnical Engineering,
Construction Materials Testing,
Underground Storage Tanks,
Environmental Site Assessment,
Asbestos Surveys,
Drilling,
Geology and
Groundwater Hydrology.

Southern Earth Sciences, Inc.
is a member of:
ACIL, ASCE, ACI, NGWA, FPMA, and ASTM

Table of Contents

1.0 Site Location & History 3
2.0 Quality Assurance/Quality Control 3
  2.1 Decontamination Procedures 3
3.0 Soil Assessment 4
  3.1 Chemical Analysis of Soil Samples 4
4.0 Exploratory Test Pits 6
5.0 Monitor Well Installation 6
  5.1 Groundwater Sampling 6
  5.2 Chemical Analysis of Groundwater Samples 7
6.0 Conclusions 7
7.0 Recommendations 8
8.0 Additional Comments 8

Figures:

1. Panama City, FL Topographic Quadrangle
2. 2013 Aerial Photograph
3. Site Layout
4. Soil Boring and Sample Locations
5. Soil VOC, PAH, & TRPH Concentrations
6. Soil Metals Concentrations
7. Monitor Well Locations
8. Groundwater Metals Concentrations
9. Soil 1,2,4-Trimethylbenzene Plume
10. Soil 1,3,5-Trimethylbenzene Plume
11. Soil Cumene Plume
12. Soil 1-Methylnaphthalene Plume
13. Soil 2-Methylnaphthalene Plume
14. Soil Acenaphthene Plume
15. Soil Naphthalene Plume
16. Soil TRPH Plume
17. Soil Barium Plume
18. Soil Chromium Plume
19. Recommended Excavation

Tables:

1. Soil Screening Summary
2. Soil Analytical Summary
3. Groundwater Analytical Summary

Appendices:

A. Soil Boring Logs
B. Soil Laboratory Analytical Reports & Benzo[a]pyrene Conversion Tables
C. Test Pit Pictures
D. Monitor Well Completion Reports
E. Monitor Well Development Logs
F. Monitor Well Construction Diagrams
G. Groundwater Sampling Logs
H. Groundwater Laboratory Analytical Report
I. TCLP Laboratory Analytical Report

1.0 Site Location & History

The subject site is located at 1810 Industrial Drive, Panama City, Bay County, Florida. The property is currently vacant, but formerly operated as Bay Tank & Fabricating, which was a metal fabrication business for the pulp and paper, chemical, process, power plant, engineering, and construction industries. The area surrounding the property is used for heavy industrial purposes. The Bay County Property Appraiser's Office identified the subject property with parcel identification number 14687-000-000. The subject site lies in Section 34, Township 3S, Range 14W. The site location is shown on the United States Geological Survey (USGS) Panama City, Florida 1982 Topographic Quadrangle, which is included as Figure 1. Also, the site area is shown on a current aerial photograph on Figure 2.

In February 2014, SESI performed a Phase I Environmental Site Assessment (ESA) of the subject property. The ESA revealed several recognized environmental conditions. The recognized environmental conditions were identified as: sandblasting areas on both the north and south ends of the fabrication building, areas of stockpiled waste sandblasting media along the east side of the property, drum storage on the east side of the building, the septic tank drain field on the west side of the building, a possible aboveground storage tank (AST) location near the septic tank, an area of stressed vegetation near the west property line, a fuel tank with spilled fuel near the southwest corner of the property, and surface debris in the southeast corner of the property and in the lightly wooded areas on the east side of the property. SESI recommended Phase II testing on the property to determine whether or not the recognized environmental conditions have adversely impacted the subject property. The site layout is shown on Figure 3.

2.0 Quality Assurance/Quality Control

As part of in-house quality assurance and quality control (QA/QC) procedures, all available measures were taken to prevent contamination from outside sources and cross contamination. All sample kits included chain of custody (COC) records and quality control samples. All field parameter equipment was calibrated in accordance with Florida Department of Environmental Protection (FDEP) Standard Operating Procedures (SOPs) prior to usage. There were no QA/QC issues noted.

2.1 Decontamination Procedures

Decontamination was performed on all drilling and sampling equipment between boring and sample locations in accordance with FDEP SOPs. Purge water from monitor wells did not contain non-aqueous phase liquid (NAPL) and was discharged onto paved areas

for evaporation or immediately adjacent to monitor wells. Decontamination procedures consisted of the following:

1. Rinse equipment with analyte-free deionized water (a steam cleaner was used on drilling augers);
2. Scrub with Luminox™ phosphate-free soap;
3. Rinse with analyte-free deionized water; and
4. Examine for any visible residuals and repeat steps 2 & 3, if necessary.

3.0 Soil Assessment

All soil sampling was performed in general accordance with FDEP SOPs. Soil borings were advanced using a stainless steel hand auger, and soils were screened at one-foot intervals with an organic vapor analyzer (OVA). Boring depths were terminated at or slightly below the groundwater table, which was encountered between one and three feet below land surface (bls) over the course of the project. Soil samples retained for laboratory analysis were collected directly from the hand auger and placed into laboratory provided sample containers. Sample containers were labeled and placed on ice for shipment to the analytical laboratory.

SESI personnel mobilized to the site on three occasions to screen and sample soil. On March 13, 2014, soil field screening results revealed net OVA readings between less than 10 parts per million (ppm) and 416.8 ppm (at BT-16). On April 3, 2014, soil field screening results revealed net OVA readings between less than 10 ppm and 77.3 ppm (at BT-25). On May 5, 2014, all field screening results were less than 10 ppm. Samples were retained for laboratory analysis based on field screening results, visible evidence of sandblast media, and staining. Soil boring and sample locations are shown on Figure 4. Soil boring logs are included in Appendix A and OVA results are summarized on Table 1.

3.1 Chemical Analysis of Soil Samples

All samples were analyzed by Advanced Environmental Laboratories, Inc. (AEL) in Tallahassee and Jacksonville, Florida. Samples were analyzed for volatile organic compounds (VOCs), polycyclic aromatic hydrocarbons (PAHs), total recoverable petroleum hydrocarbons (TRPH; C8-C40), TRPH speciation, and eight Resource Conservation and Recovery Act (RCRA) metals. Samples without positive OVA results in sandblasting areas were only analyzed for RCRA metals. Results from laboratory testing were compared with Soil CTLs (SCTLs) and revealed the following exceedances:

March 13, 2014:

- The leachability SCTLs for 1,3,5-trimethylbenzene, 1,2,4-trimethylbenzene, isopropylbenzene (cumene), 1-methylnaphthalene, 2-methylnaphthalene, acenaphthene, and naphthalene and the commercial/industrial SCTL for TRPH (C8-C40) were exceeded at DT-1 0-1'.

- The commercial/industrial SCTL for TRPH (C8-C40) was exceeded at BT-8 1'-2', however, results from TRPH speciation did not reveal exceedances of SCTLs.

- The leachability SCTL for chromium was exceeded at BT-17 0.5'-1' and BT-22 0.5'-1'.

- The residential SCTLs for barium and chromium were exceeded at BT-18 0.5'-1'.

There were no other exceedances of SCTLs on March 13, 2014.

April 3, 2014:

- The leachability SCTL for chromium was exceeded at BT-16 0.5'-1.0', BT-19 0.5'-1.0', BT-23 0.5'-1.0', BT-24 2.0'2.5', BT-26 0.5'-1.0', and BT-29 0.5'-1.0'.

- The residential SCTL for chromium was exceeded at BT-25 0.5'-1.0'.

- The commercial/industrial SCTL for TRPH (C8-C40) and leachability SCTLs for 1-methylnaphthalene, 2-methylnaphthalene, and naphthalene were exceeded at BT-25 2.0'-2.5'.

There were no other exceedances of SCTLs on April 3, 2014.

May 5, 2014:

- The leachability SCTL for chromium was exceeded at BT-33 0.5'-1.0', BT-35 0.5'-1.0', BT-36 0.5'-1.0', BT-37 0.5'-1.0', and BT-38 0.5'-1.0'.

There were no other exceedances of SCTLs on May 5, 2014. Laboratory results are summarized on Table 2 and shown on Figures 5 and 6. The laboratory report is included in Appendix B. Additionally, concentrations of carcinogenic PAHs were converted to

benzo[a]pyrene equivalents and the conversion tables are included in Appendix B. The benzo[a]pyrene equivalents did not exceed SCTLs.

4.0 Exploratory Test Pits

During the Phase I ESA SESI personnel noted surface debris near the southeast corner of the subject property. Therefore, exploratory test pits were performed by a subcontractor (Petro Flow, Inc.) and oversight was provided by SESI personnel to determine whether hazardous materials or petroleum products may be buried in this area. Photographic documentation from the investigation is provided in Appendix C. There was no visible evidence of stained soils, buried hazardous materials, petroleum products, or drums in this area. Debris in this area consisted primarily of concrete rubble and surficial metal cuttings. No sandblast media was noted in this area.

5.0 Monitor Well Installation

Groundwater assessment was also performed as part of the Phase II. Prior to installation of monitor wells, underground utilities were located and marked using the Sunshine State One-Call service and monitor well construction permits were obtained from the Northwest Florida Water Management District (NWFWMD). Copies of well completion reports are included in Appendix D.

On April 8 and May 6, 2014, personnel with SESI mobilized to the subject site to install monitor wells. Wells MW-1 to MW-5 were installed on April 8, and MW-6 was installed on May 6. Monitor wells were installed using hollow-stem auger drilling methods. Note: MW-5 was installed using direct-push technology due to overhead utilities. Well construction consisted of 10 feet of two-inch diameter Schedule 40 slotted PVC screen (0.010" slot size and a filter pack of 20/30 grade silica sand) attached to two-inch diameter Schedule 40 PVC riser. The filter pack was sealed with fine sand and neat Portland cement was used as a surface seal. Monitor well MW-5 was constructed of one-inch diameter PVC riser and a pre-packed well screen. Upon completion, but prior to application of the cement seal, all wells were properly developed. Copies of the development logs are included in Appendix E. Monitor well construction diagrams are included in Appendix F. Monitor well locations are shown on Figure 7.

5.1 Groundwater Sampling

Personnel with SESI mobilized to the subject site on April 17, 2014 to sample monitor wells MW-1 to MW-5 and again on May 6, 2014 to sample MW-4 and MW-6. Prior to sampling, wells were purged with a Cole-Parmer peristaltic pump using high-density

polyethylene (HDPE) tubing. Field indicator parameters (pH, dissolved oxygen {D.O.}, conductivity, temperature, and turbidity) were allowed to stabilize in accordance with FDEP SOPs prior to sample collection. Despite efforts to reduce turbidity, the levels remained above 20 Nephelometric turbidity units (NTU) in MW-4. Groundwater sampling logs are included in Appendix G. Groundwater samples were collected into laboratory provided sample containers with appropriate chemical preservatives and placed on ice.

5.2 Chemical Analysis of Groundwater Samples

Samples were shipped to AEL in Tallahassee, Florida. The samples were analyzed for VOCs, PAHs, TRPH and RCRA metals. Results from groundwater analyses were compared to Groundwater CTLs (GCTLs). Results from analytical testing revealed exceedances of the GCTLs for chromium and lead at MW-4 on April 17, 2014, and only for lead on May 6, 2014. No other exceedances of GCTLs were noted. Analytical results are summarized on Table 3 and results for chromium and lead are shown on Figure 8. The laboratory report is included in Appendix H.

6.0 Conclusions

Southern Earth Sciences, Inc. has completed a Phase II site assessment at the property located at 1810 Industrial Drive in Panama City, Florida. Bay Tank & Fabricating formerly operated on the subject property. The assessment was prompted by discovery of recognized environmental conditions identified during a February 2014 Phase I ESA performed by SESI.

Soil screening and laboratory analysis revealed areas of vadose zone (unsaturated) soil contamination in two general areas on the subject property. The first and largest area was to the north and northeast of the large fabrication building. The presence of sandblast media and paint staining indicate this area was historically a sandblasting and painting area. Soil analysis from samples in this location revealed metals contamination, which consisted primarily of chromium. This is consistent with sandblasting activities. The second area of vadose zone soil contamination is near the southwest corner of the property. The source of contamination in this area is an overturned automotive diesel fuel tank located next to a decommissioned work truck. This area is relatively small, as delineated from soil field screening and confirmation laboratory analysis. The approximate lateral extent of vadose zone soil contamination is illustrated on Figures 9-18.

Groundwater analyses indicated minimal lead contamination at MW-4. No other areas of groundwater contamination were discovered during this assessment.

7.0 Recommendations

SESI recommends collecting filtered samples from MW-4 for analysis of dissolved lead. Upon completion, either of the following options may be implemented:

Option 1: Collect soil samples from the sample locations that previously exhibited high concentrations of chromium and analyze the samples by the Synthetic Precipitation Leaching Procedure (SPLP). Since most of the exceedances of CTLs were based upon leachability to groundwater criteria, excavation of the area may not be necessary if results from the SPLP do not exceed CTLs. Further, areas where excessive TRPH contamination exists above the applicable commercial exposure scenario will require additional efforts prior to worker exposure to impacted soils. Additional measures may include: excavation, pavement, capping, use covenants or further risk evaluation as outlined in Chapter 62-780 F.A.C.

Option 2: Excavate the areas of vadose zone soil contamination. Based upon laboratory results, SESI has estimated a total of 630 cubic yards (yds^3) of impacted soil. The excavated soil should be properly disposed of and replaced with clean backfill. The excavation depth should terminate at approximately two feet below land surface. If the results of filtered groundwater analysis at MW-4 indicate confirmed dissolved lead contamination, a small area around MW-4 should be over-excavated to a depth of approximately six feet below land surface. Confirmation soil samples should be collected from the excavation sidewalls and bottom (if groundwater is not encountered). After the excavation and backfill are complete, SESI recommends replacing MW-4 and re-sampling for lead. The recommended excavation area is illustrated on Figure 19. SESI personnel have already collected soil samples for waste characterization by the Toxicity Characteristic Leaching Procedure (TCLP), of which the results did not indicate exceedances of 40 CFR 261.24 Maximum Concentrations of Contaminants for the Toxicity Characteristic. The laboratory report is included in Appendix I.

SESI also recommends properly abandoning monitor wells upon completion of the project using a licensed Florida water well contractor.

8.0 Additional Comments

As outlined in Chapter 62-780 F.A.C., parties responsible for site rehabilitation and parties that have no legal responsibility but who voluntarily rehabilitate a site may have reporting requirements to the Florida Department of Environmental Protection. Additionally, it

should be recognized that the results of this investigation are representative only of the locations sampled at the time of the investigation and that activities conducted at the site in the future may alter site conditions. Furthermore, the field and analytical results are not necessarily representative of all areas of the subject property; however, the scope developed and implemented represents a standard of care consistent with the level of care and skill ordinarily exercised by professionals currently practicing under similar conditions.

We appreciate the opportunity to be of service to you. Should additional information be required, please do not hesitate to contact us.

Yours Very Truly,

SOUTHERN EARTH SCIENCES, INC.

William A. "Trey" Wilson, III
Environmental Specialist
Project Manager

Eric A. Guarino, P.G.
Project Geologist
Florida Reg. No.: 2490

ERIC A. GUARINO
LICENSE
NO. 2490
STATE OF FLORIDA
PROFESSIONAL GEOLOGIST

7/11/14

FIGURES

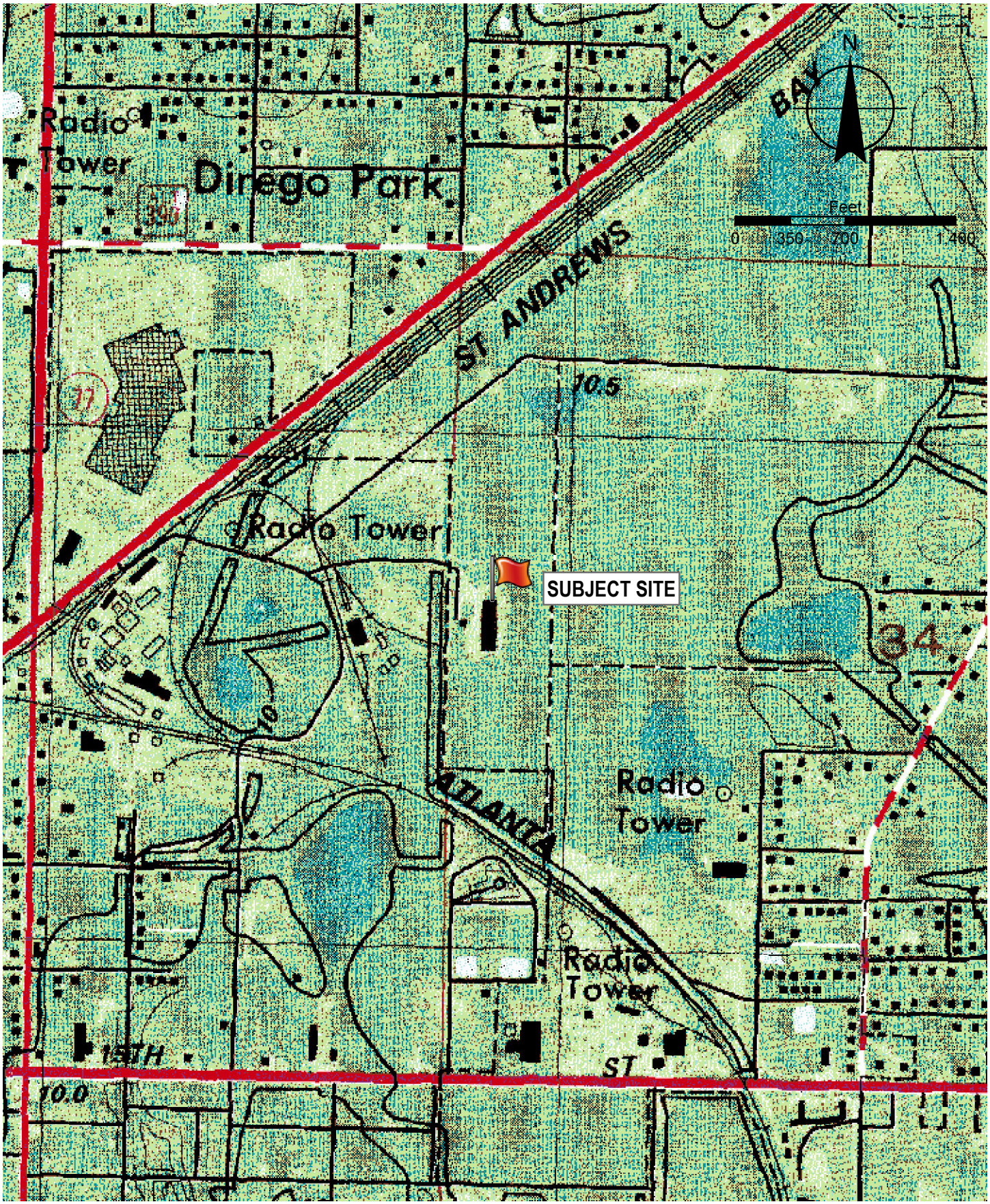

FIGURE 1
USGS 7.5 Minute Series
Topographic Quadrangle
Panama City, FL 1982

SOUTHERN EARTH SCIENCES, INC.

Former Bay Tank & Fabricating Property
1810 Industrial Drive
Panama City, Bay County, FL
SESI Project # P14-0067

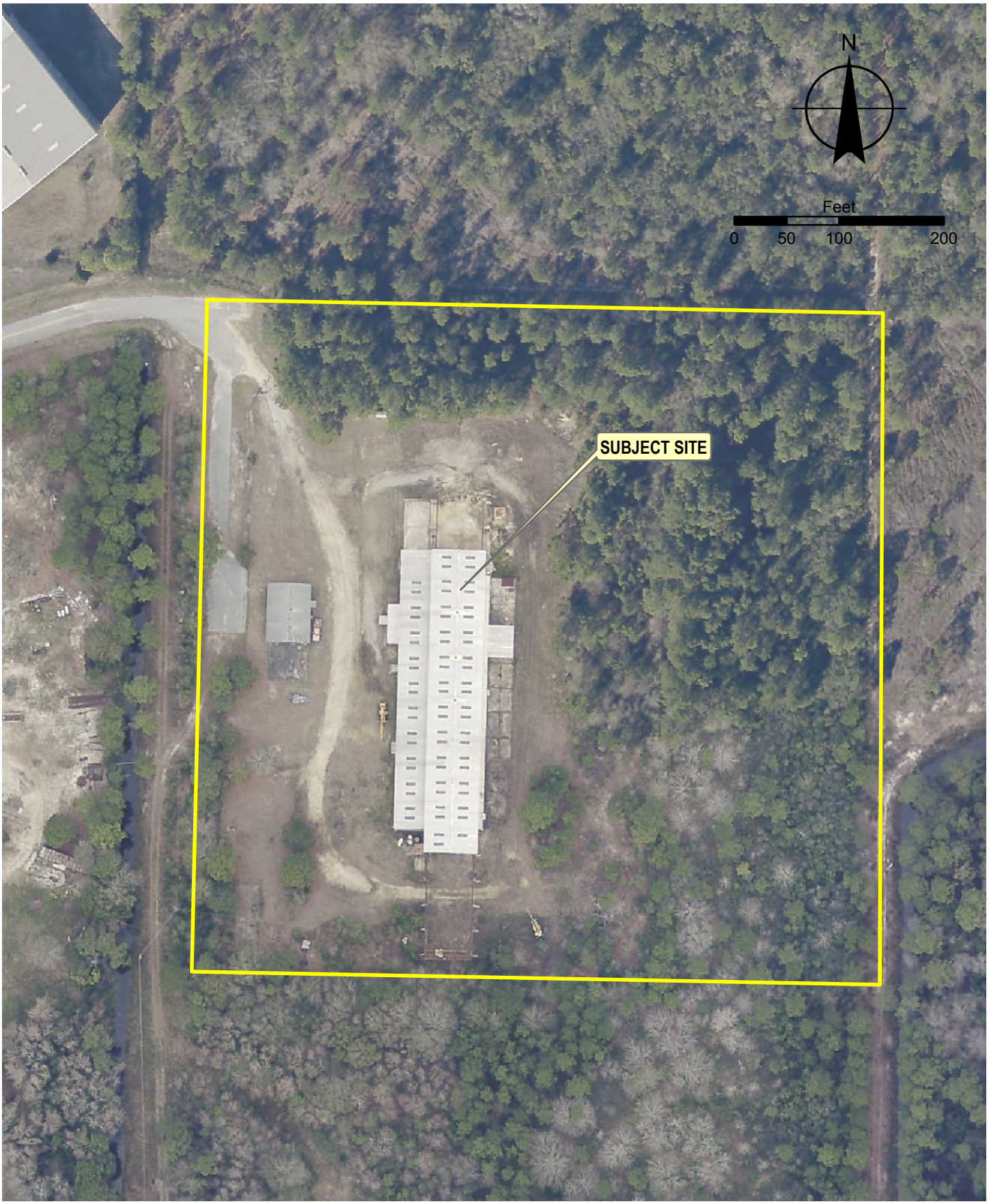

FIGURE 2
Subject Site Layout
2013 Aerial Photograph
Source: FDOT

SOUTHERN EARTH SCIENCES, INC.

Former Bay Tank & Fabricating Property
1810 Industrial Drive
Panama City, Bay County, FL
SESI Project # P14-0067

TREELINE
(DENSELY WOODED & WET)

LOW WET AREA

CONCRETE

CONCRETE SLAB
COVERED WITH SAND

COVERED WORK AREA

STOCKPILED
SANDBLAST MEDIA

PAINT SHED

HAZARDOUS MATERIALS
STORAGE AREA

OFFICE

OFFICE

DRUM STORAGE

CONCRETE

MAIN FABRICATION
WAREHOUSE

CONCRETE

SEPTIC TANK MOUND

BARE AREA

CONCRETE CONTAINMENT

COMPRESSOR SHED

COVERED WORK AREA

SURFACE DEBRIS

OHU

OVERTURNED
DIESEL TANK

DECOMMISSIONED WORK TRUCK

NORTH

GRAPHIC SCALE

0 50' 100'

LEGEND

—OHU— OVERHEAD UTILITIES

SOUTHERN EARTH SCIENCES, INC.	PROJECT NO.: P14-0067	SITE LAYOUT	FIGURE 3
	FORMER BAY TANK & FABRICATING 1810 INDUSTRIAL DRIVE PANAMA CITY, BAY COUNTY, FLORIDA	DRAWN BY: TW CHECKED BY: EG DATE: 18 MARCH 2013 SCALE: 1:50	

TREELINE
(DENSELY WOODED & WET)

BT-34 BT-35
BT-33 BT-29 BT-28
BT-31 BT-30
BT-32 BT-22

LOW WET AREA

CONCRETE

BT-20
BT-27
BT-19 BT-26 BT-36

STOCKPILED
SANDBLAST MEDIA

COVERED WORK AREA
BT-1
BT-18 BT-23 BT-37
BT-2
BT-21
HAZARDOUS MATERIALS
STORAGE AREA
BT-3
BT-17 BT-24
BT-38
OFFICE
BT-16 BT-25 BT-39
BT-15
BT-41 BT-40
BT-14
OFFICE
CONCRETE
MAIN FABRICATION
WAREHOUSE
BT-4
BT-5
CONCRETE
BT-13
BT-6
SEPTIC TANK MOUND
BT-7
BT-12
BARE AREA
SV-1
AT-1
AT-2
CONCRETE CONTAINMENT
BT-10
BT-8
BT-9
COMPRESSOR SHED
COVERED WORK AREA

SURFACE DEBRIS

OHU
DT-3
DT-8
DT-1
DT-4
OVERTURNED
DIESEL TANK
DT-2
DT-5
DECOMMISSIONED WORK TRUCK
BT-11

GRAPHIC SCALE
0 50' 100'

LEGEND

● SOIL BORING/SAMPLE LOCATIONS

SOUTHERN EARTH SCIENCES, INC.	PROJECT NO.: P14-0087	SOIL BORING & SAMPLE LOCATIONS	FIGURE 4
	FORMER BAY TANK & FABRICATING 1810 INDUSTRIAL DRIVE PANAMA CITY, BAY COUNTY, FLORIDA	DRAWN BY: TW CHECKED BY: EG DATE: 07 APRIL 2014 SCALE: 1:50	

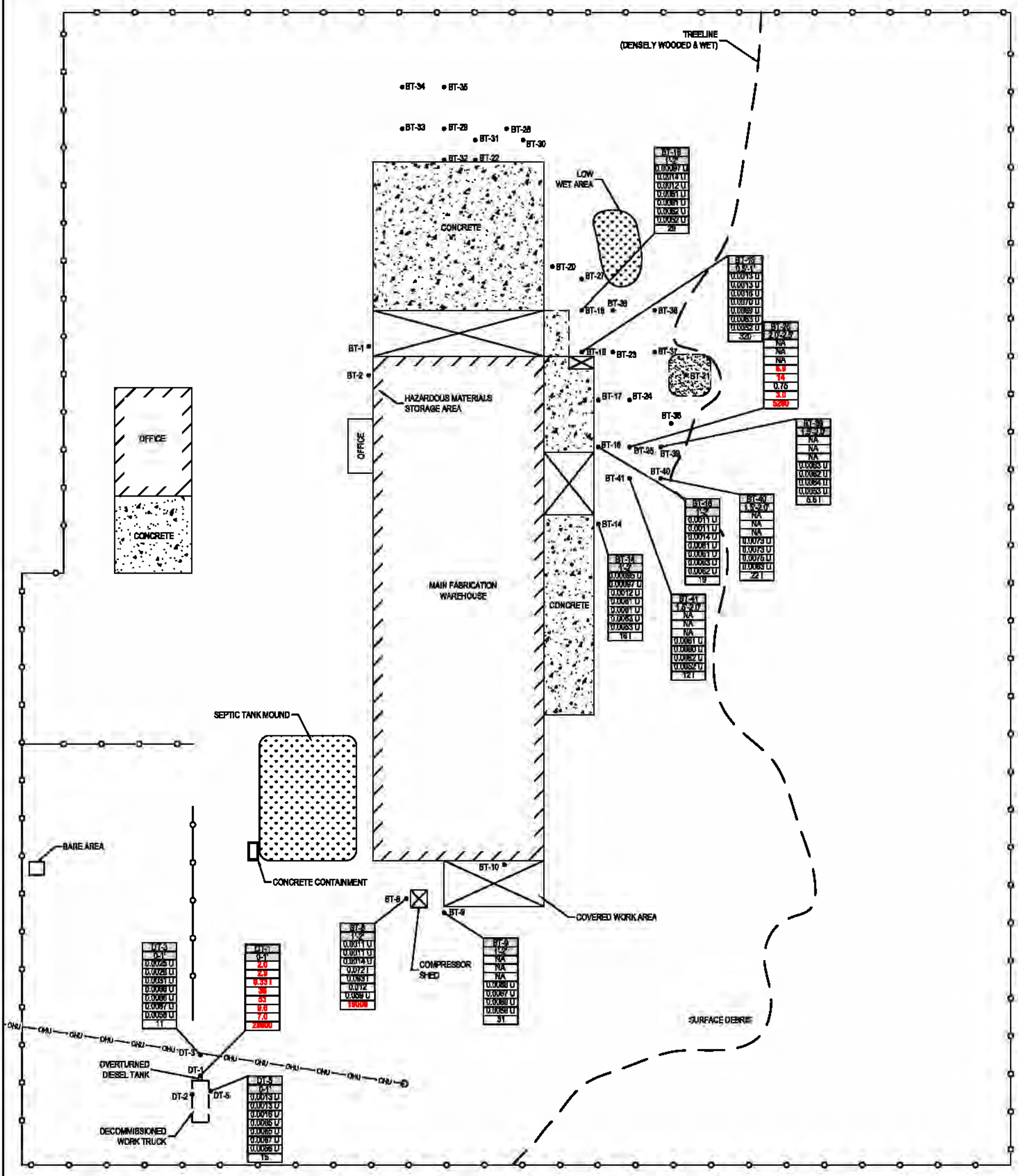

LEGEND

● SOIL SAMPLE LOCATIONS

SAMPLE ID
DEPTH
1,3,5-TMB
1,2,4-TMB
CUMENE
1-MN
2-MN
ACE
N
TRPH

NA - NOT ANALYZED

CH. 62-777, F.A.C. SCTLs

	LEACH	RES.	COMM.
1,3,5-TMB	0.3	15	80
1,2,4-TMB	0.3	18	95
CUMENE	0.2	220	1200
1-MN	3.1	200	1800
2-MN	8.5	210	2100
ACE	2.1	2400	20000
N	1.2	55	300
TRPH	340	480	2700

SOUTHERN EARTH SCIENCES, INC.

PROJECT NO.:
P14-0067

FORMER BAY TANK & FABRICATING
1810 INDUSTRIAL DRIVE
PANAMA CITY, BAY COUNTY, FLORIDA

SOIL VOC, PAH, & TRPH
CONCENTRATIONS (MG/KG)

DRAWN BY:	TW
CHECKED BY:	EG
DATE:	21 APRIL 2014
SCALE:	1:50

FIGURE
5

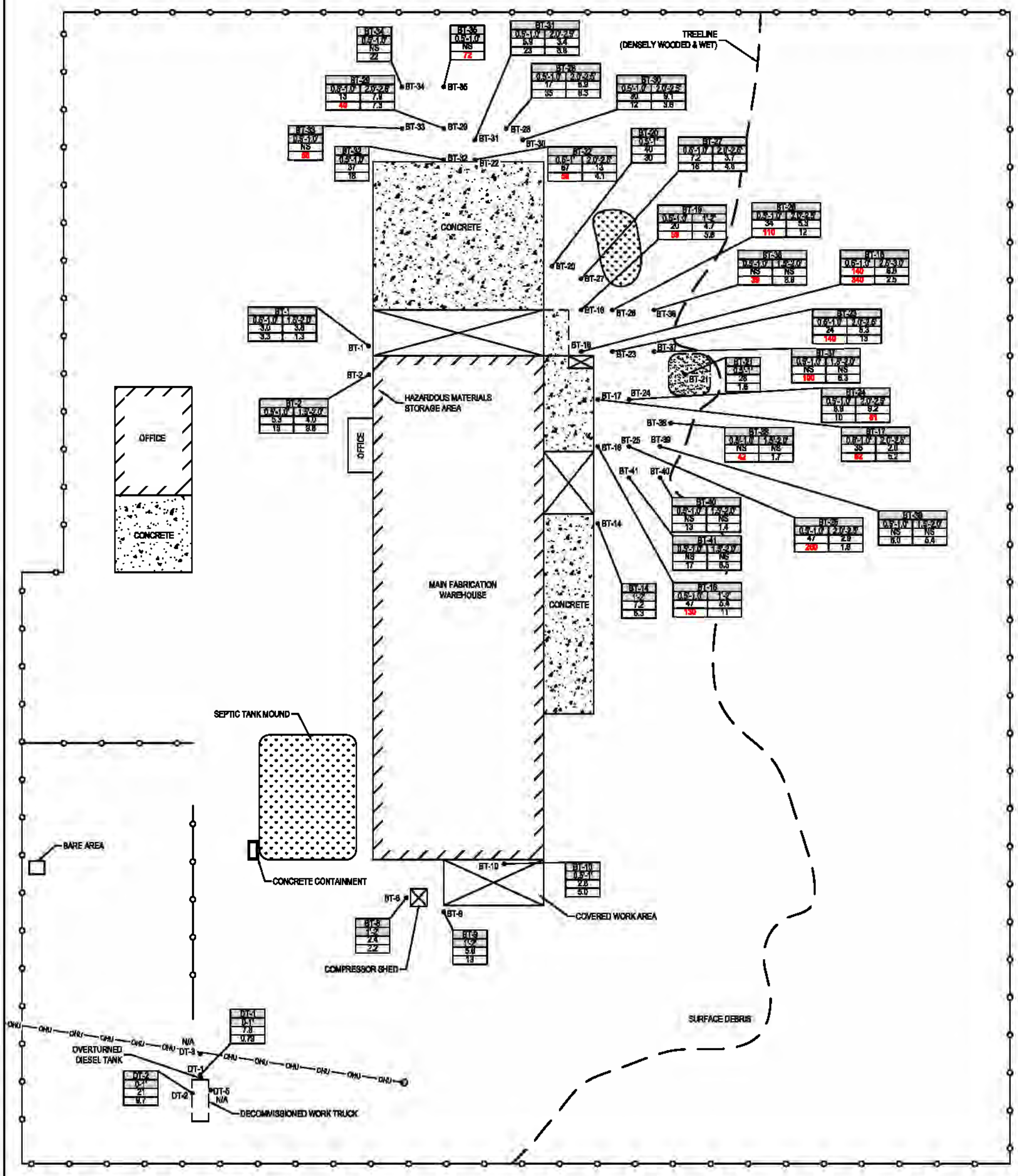

LEGEND

● SOIL SAMPLE LOCATIONS

SAMPLE ID	
DEPTH	DEPTH
BA	BA
CR	CR

CH. 62-777, F.A.C. SCTLs

	LEACH	RES.	COMM.
BA	1600	120	130000
CR	38	210	470

SOUTHERN EARTH SCIENCES, INC.

PROJECT NO.:
P14-0087

FORMER BAY TANK & FABRICATING
1810 INDUSTRIAL DRIVE
PANAMA CITY, BAY COUNTY, FLORIDA

SOIL METALS CONCENTRATIONS (MG/KG)

DRAWN BY:	TW
CHECKED BY:	EG
DATE:	13 MAY 2014
SCALE:	1:50

FIGURE
6

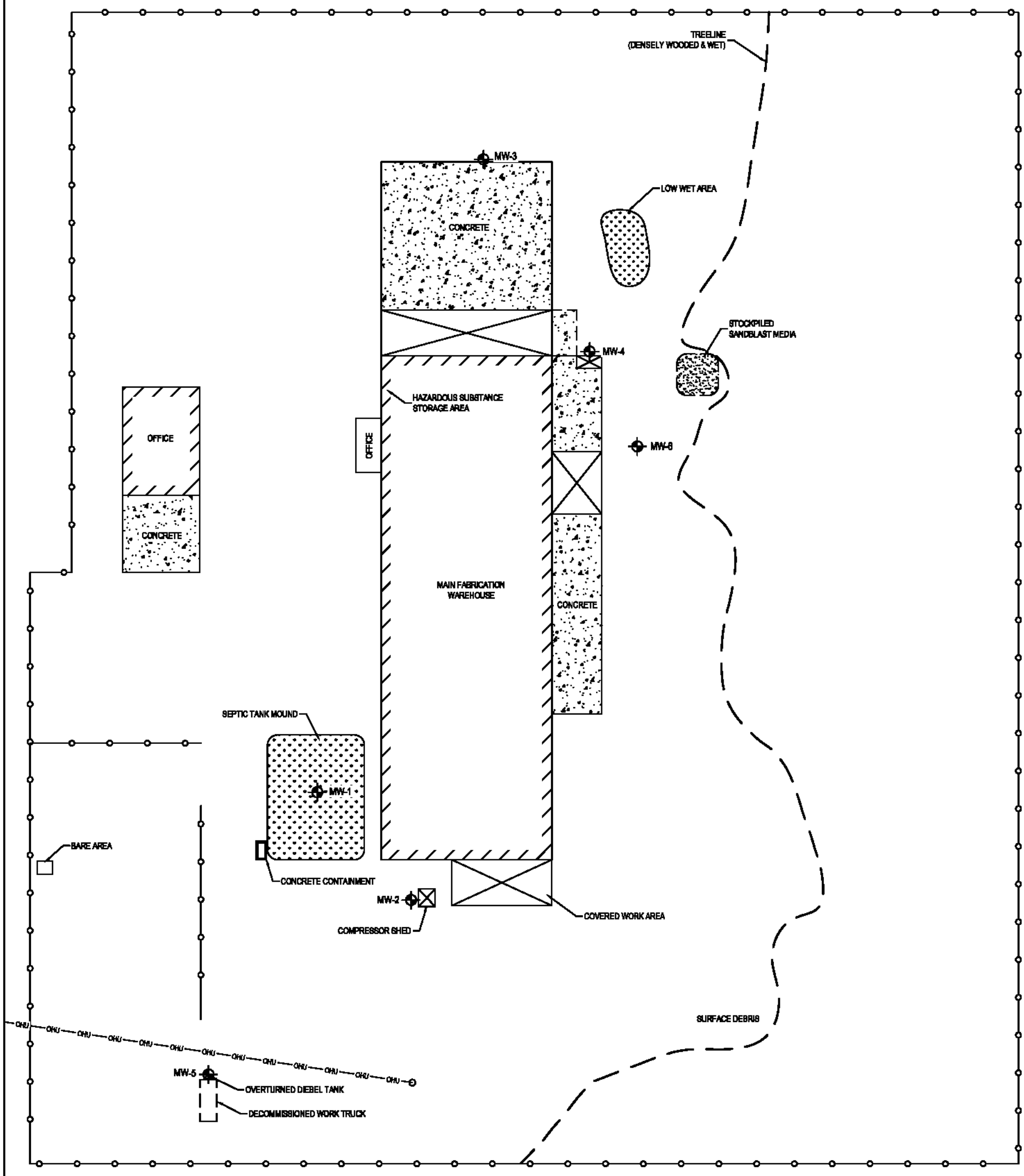

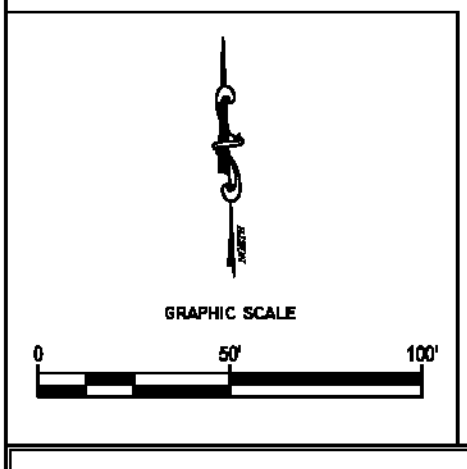

LEGEND

MONITOR WELL LOCATIONS

SOUTHERN EARTH SCIENCES, INC.

PROJECT NO.:
P14-0087

FORMER BAY TANK & FABRICATING
1810 INDUSTRIAL DRIVE
PANAMA CITY, BAY COUNTY, FLORIDA

MONITOR WELL LOCATIONS

DRAWN BY:	TW
CHECKED BY:	EG
DATE:	13 MAY 2014
SCALE:	1:50

FIGURE
7

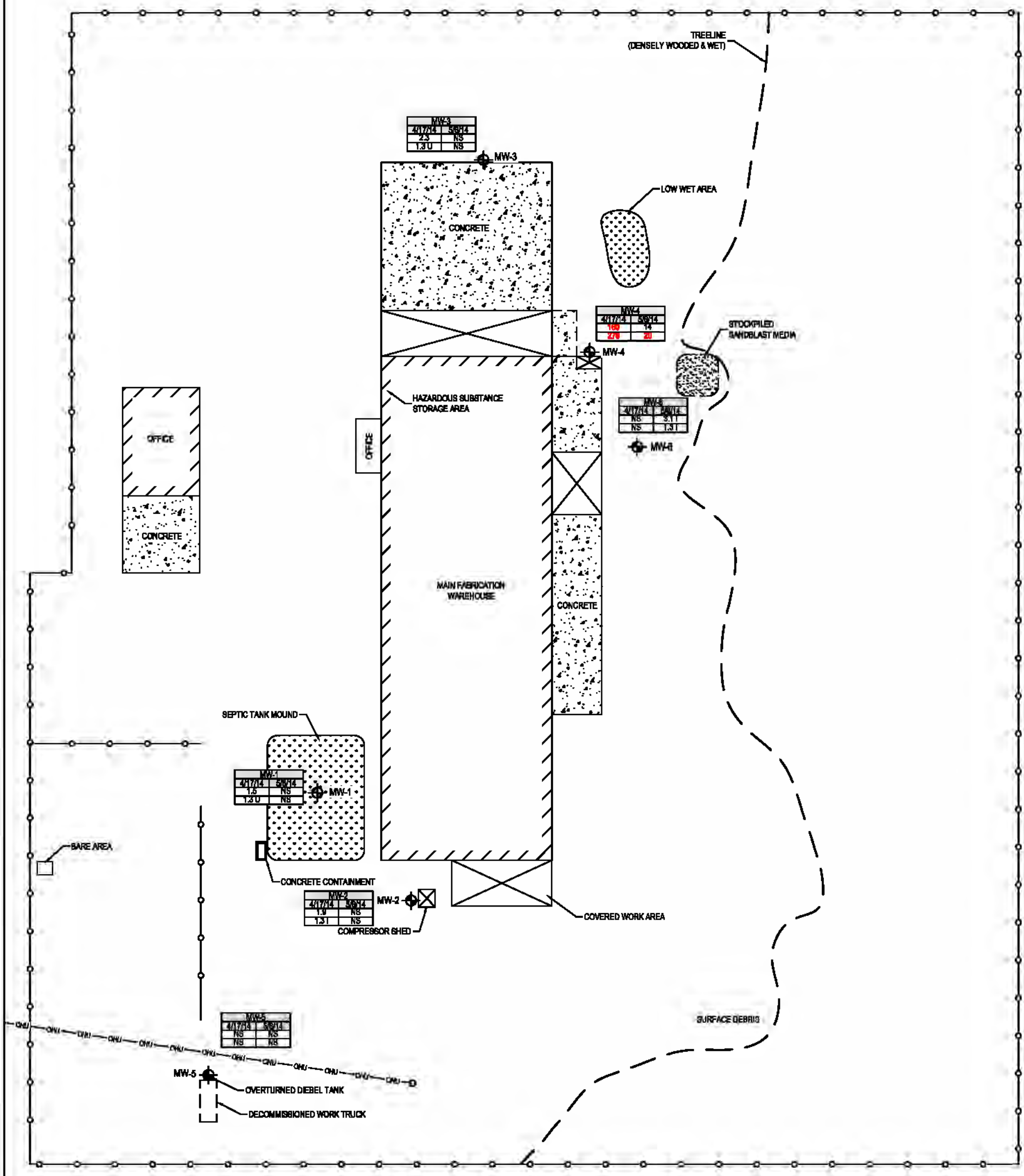

SOUTHERN EARTH SCIENCES, INC.

PROJECT NO.:
P14-0087

FORMER BAY TANK & FABRICATING
1810 INDUSTRIAL DRIVE
PANAMA CITY, BAY COUNTY, FLORIDA

GROUNDWATER METALS
CONCENTRATIONS (µG/L)

DRAWN BY:	TW
CHECKED BY:	EG
DATE:	19 MAY 2014
SCALE:	1:50

FIGURE
8

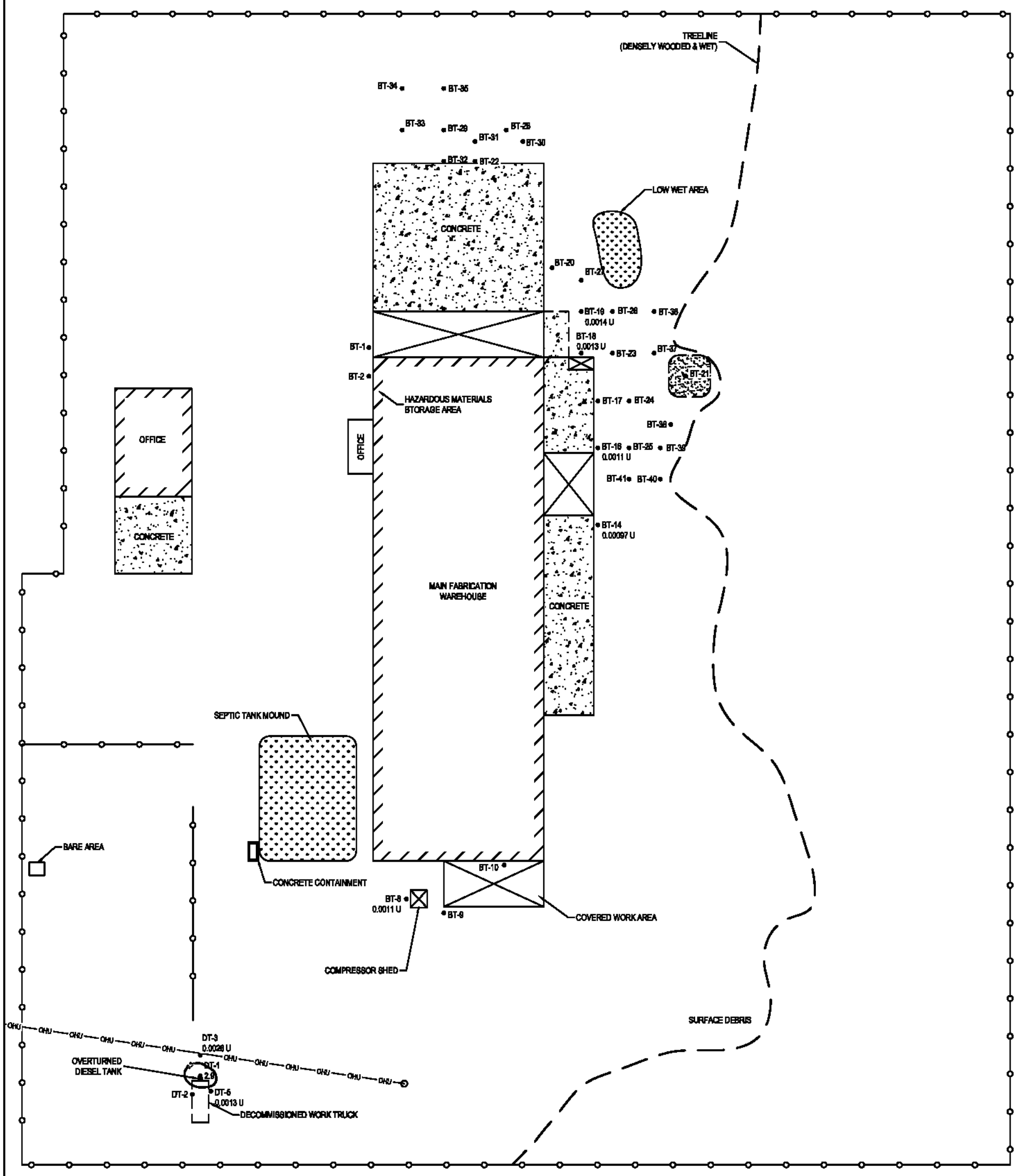

SOUTHERN EARTH SCIENCES, INC.

PROJECT NO.:
P14-0067

FORMER BAY TANK & FABRICATING
1810 INDUSTRIAL DRIVE
PANAMA CITY, BAY COUNTY, FLORIDA

SOIL 1,2,4-TRIMETHYLBENZENE PLUME (MG/KG)

DRAWN BY:	TW
CHECKED BY:	EG
DATE:	13 MAY 2014
SCALE:	1:50

FIGURE
9

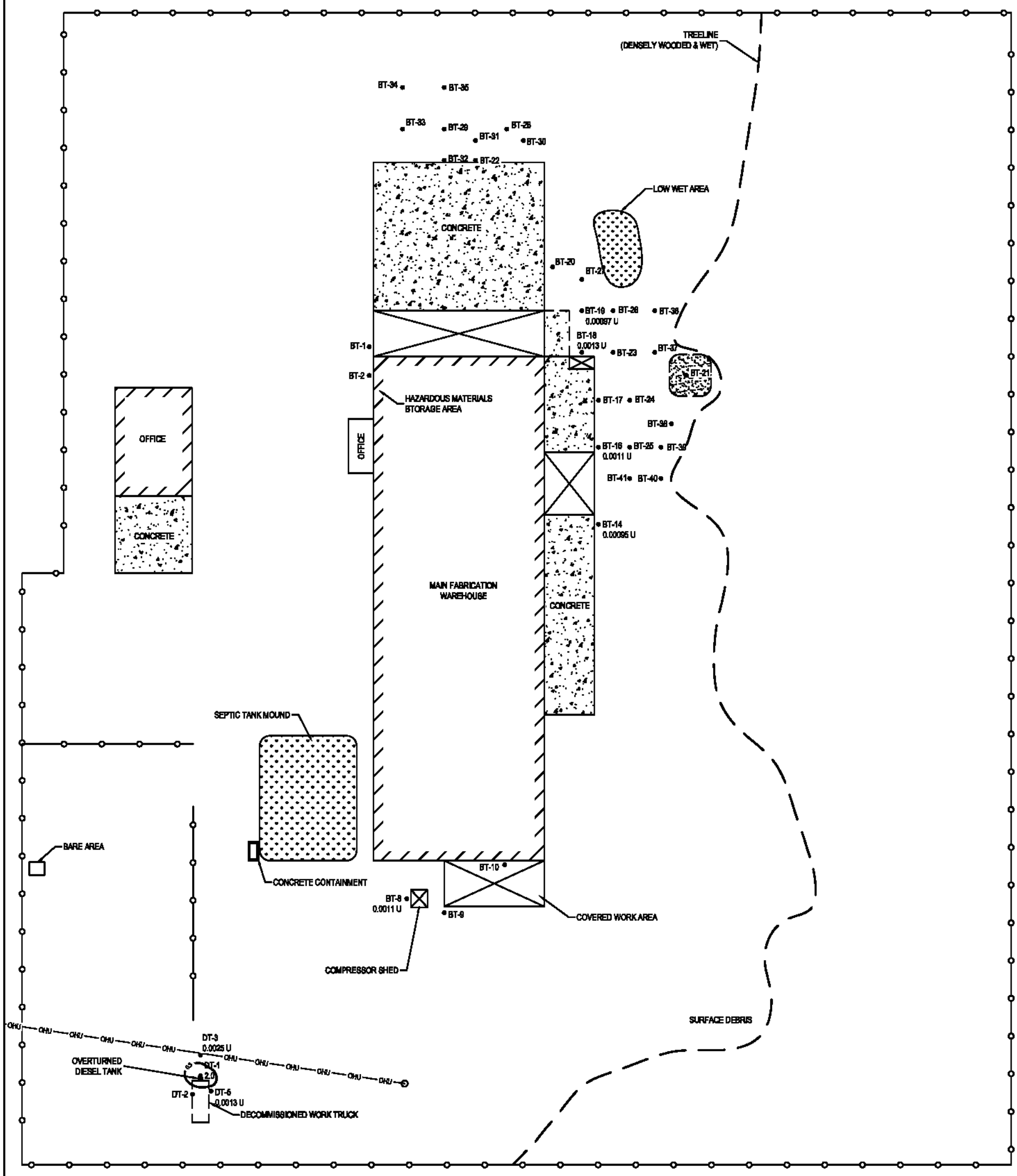

SOUTHERN EARTH SCIENCES, INC.

PROJECT NO.:
P14-0087

FORMER BAY TANK & FABRICATING
1810 INDUSTRIAL DRIVE
PANAMA CITY, BAY COUNTY, FLORIDA

SOIL 1,3,5-TRIMETHYLBENZENE PLUME (MG/KG)

DRAWN BY:	TW
CHECKED BY:	EG
DATE:	13 MAY 2014
SCALE:	1:50

FIGURE
10

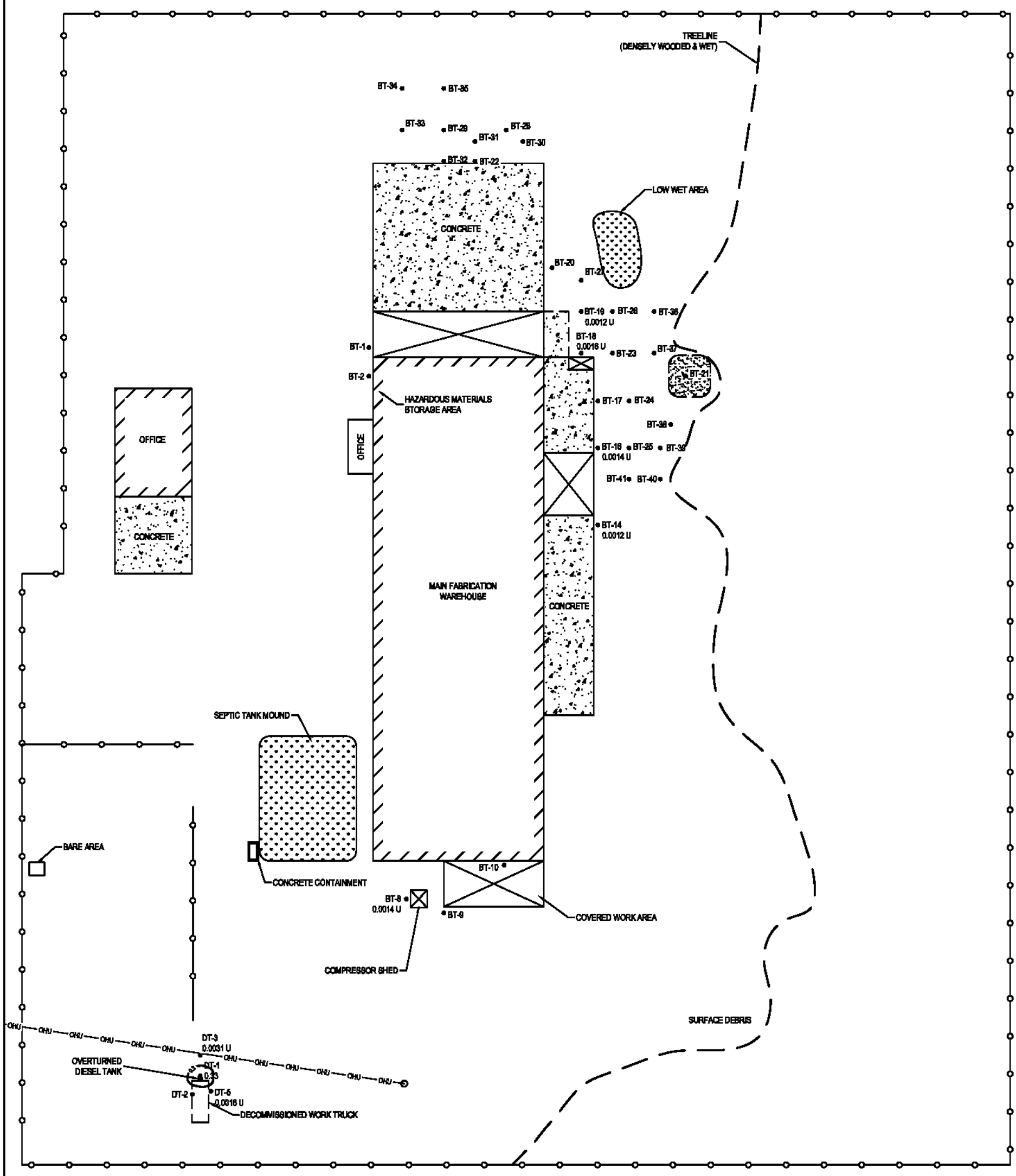

SOUTHERN EARTH SCIENCES, INC.

PROJECT NO.:
P14-0067

FORMER BAY TANK & FABRICATING
1810 INDUSTRIAL DRIVE
PANAMA CITY, BAY COUNTY, FLORIDA

SOIL CUMENE PLUME (MG/KG)

DRAWN BY:	TW
CHECKED BY:	EG
DATE:	13 MAY 2014
SCALE:	1:50

FIGURE
11

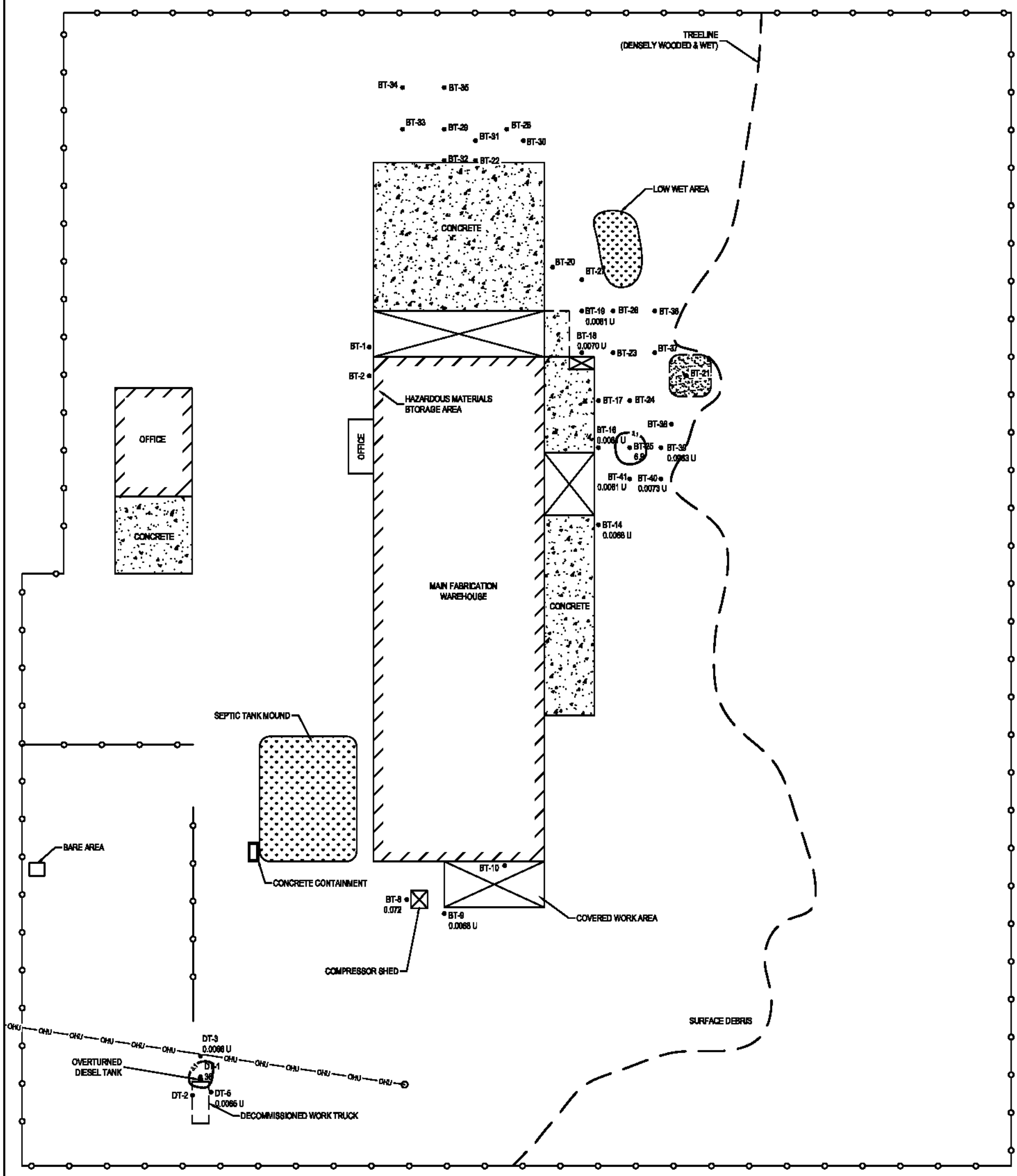

SOUTHERN EARTH SCIENCES, INC.

PROJECT NO.:
P14-0067

FORMER BAY TANK & FABRICATING
1810 INDUSTRIAL DRIVE
PANAMA CITY, BAY COUNTY, FLORIDA

SOIL 1-METHYLNAPHTHALENE PLUME (MG/KG)

DRAWN BY:	TW
CHECKED BY:	EG
DATE:	13 MAY 2014
SCALE:	1:50

FIGURE
12

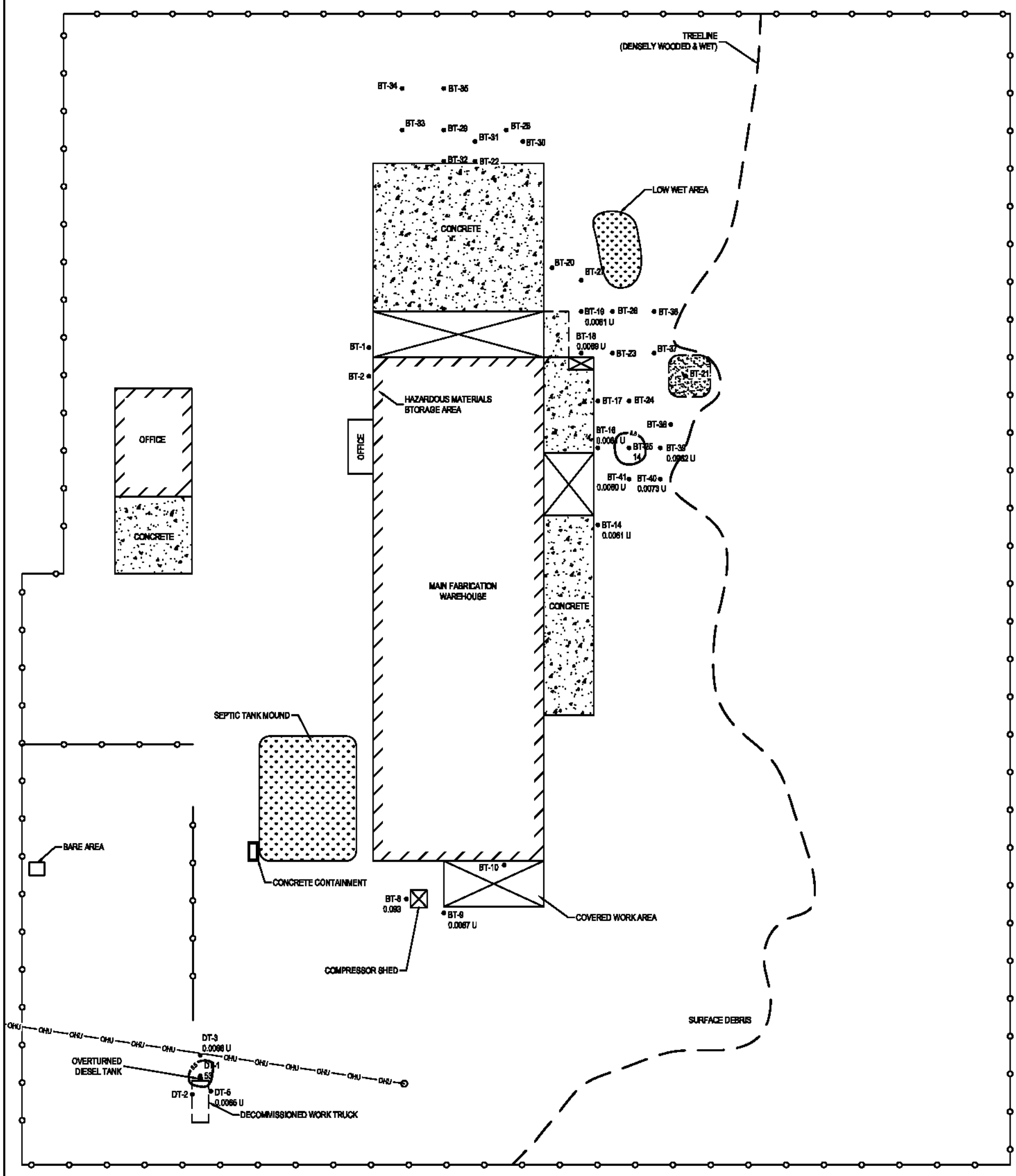

SOUTHERN EARTH SCIENCES, INC.

PROJECT NO.:
P14-0087

FORMER BAY TANK & FABRICATING
1810 INDUSTRIAL DRIVE
PANAMA CITY, BAY COUNTY, FLORIDA

SOIL 2-METHYLNAPHTHALENE PLUME (MG/KG)

DRAWN BY:	TW
CHECKED BY:	EG
DATE:	13 MAY 2014
SCALE:	1:50

FIGURE
13

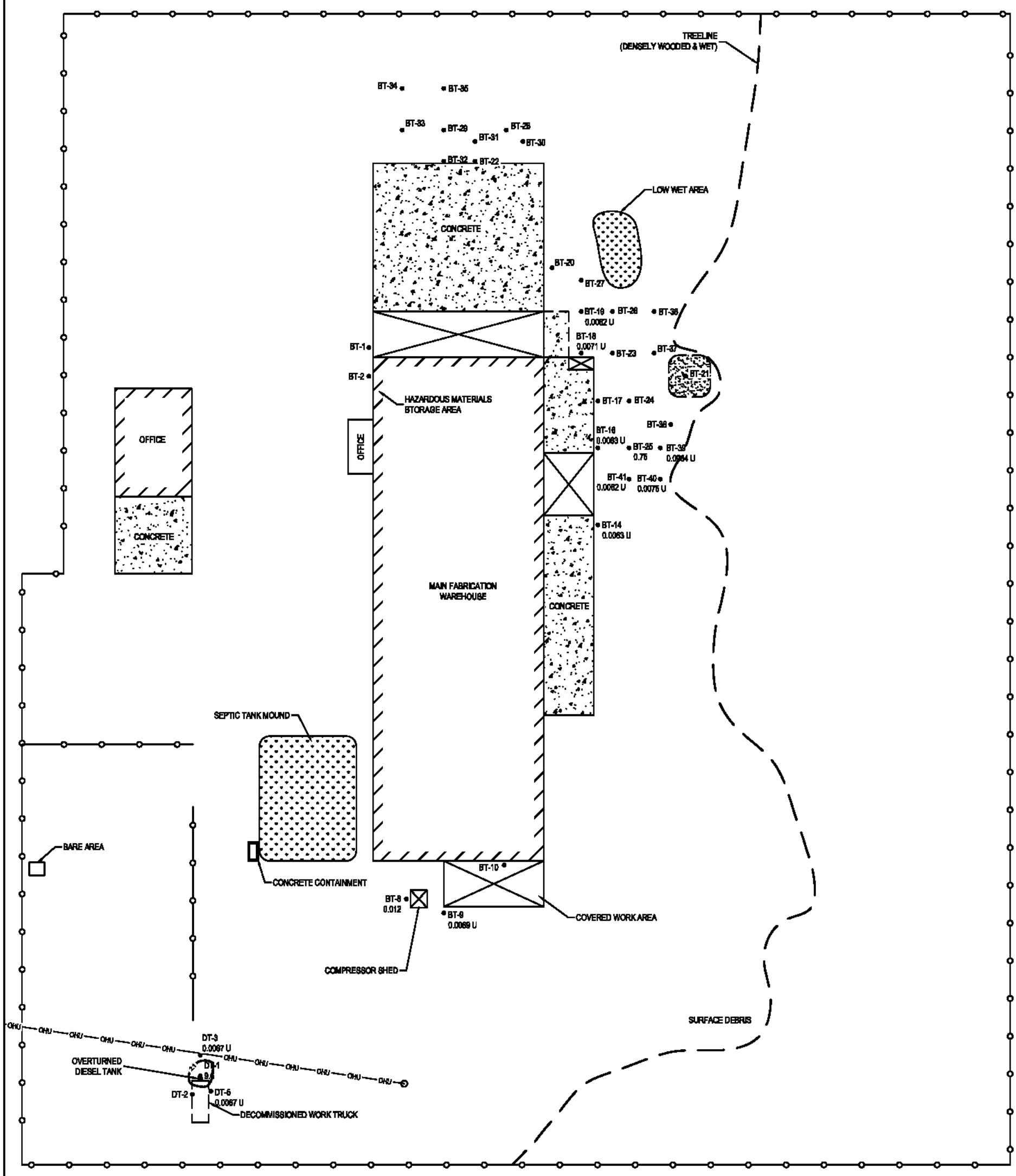

SOUTHERN EARTH SCIENCES, INC.

PROJECT NO.:
P14-0067

FORMER BAY TANK & FABRICATING
1810 INDUSTRIAL DRIVE
PANAMA CITY, BAY COUNTY, FLORIDA

SOIL ACENAPHTHENE PLUME (MG/KG)

DRAWN BY:	TW
CHECKED BY:	EG
DATE:	13 MAY 2014
SCALE:	1:50

FIGURE
14

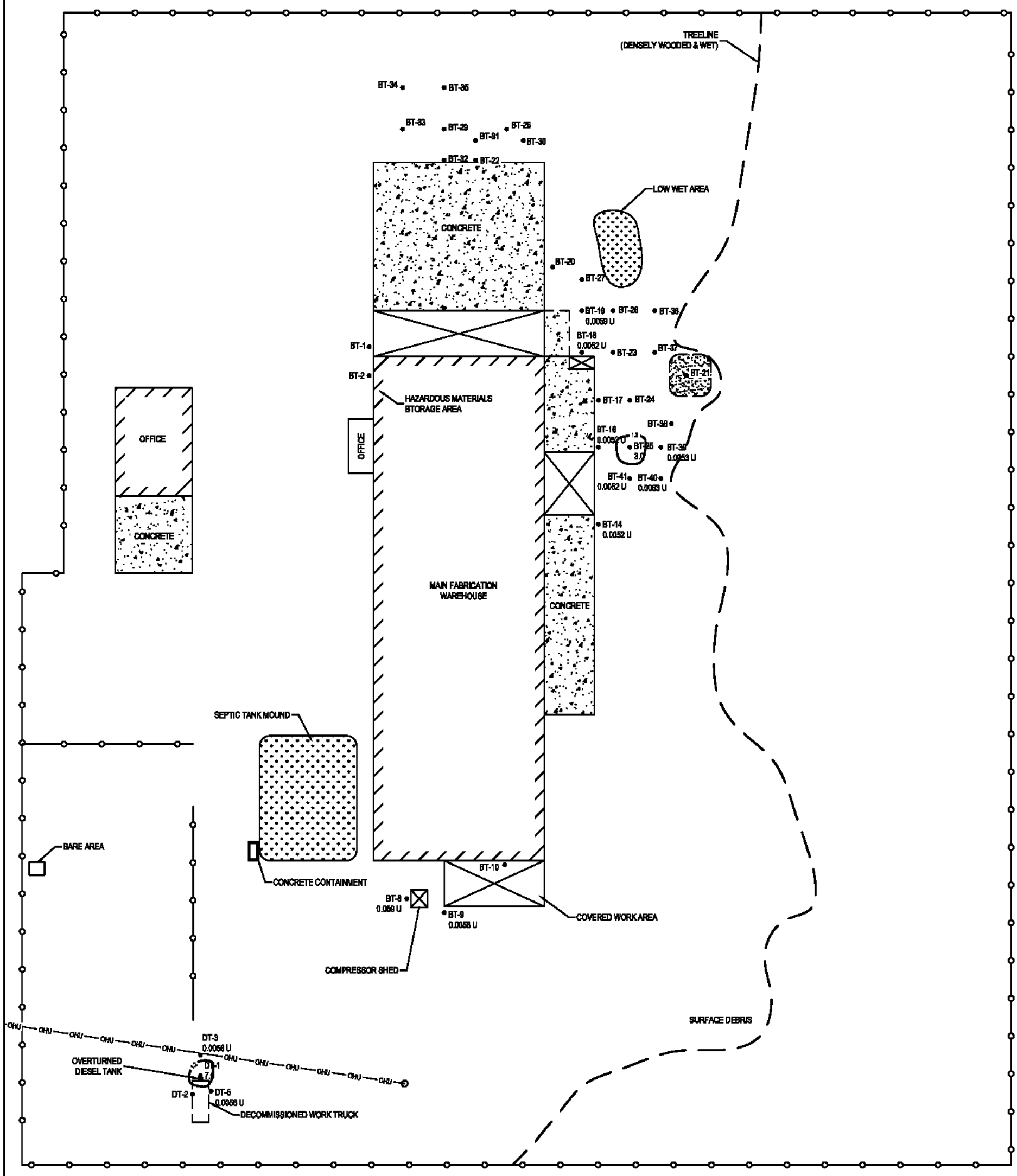

SOUTHERN EARTH SCIENCES, INC.

PROJECT NO.:
P14-0087

FORMER BAY TANK & FABRICATING
1810 INDUSTRIAL DRIVE
PANAMA CITY, BAY COUNTY, FLORIDA

SOIL NAPHTHALENE PLUME (MG/KG)

DRAWN BY:	TW
CHECKED BY:	EG
DATE:	13 MAY 2014
SCALE:	1:50

FIGURE
15

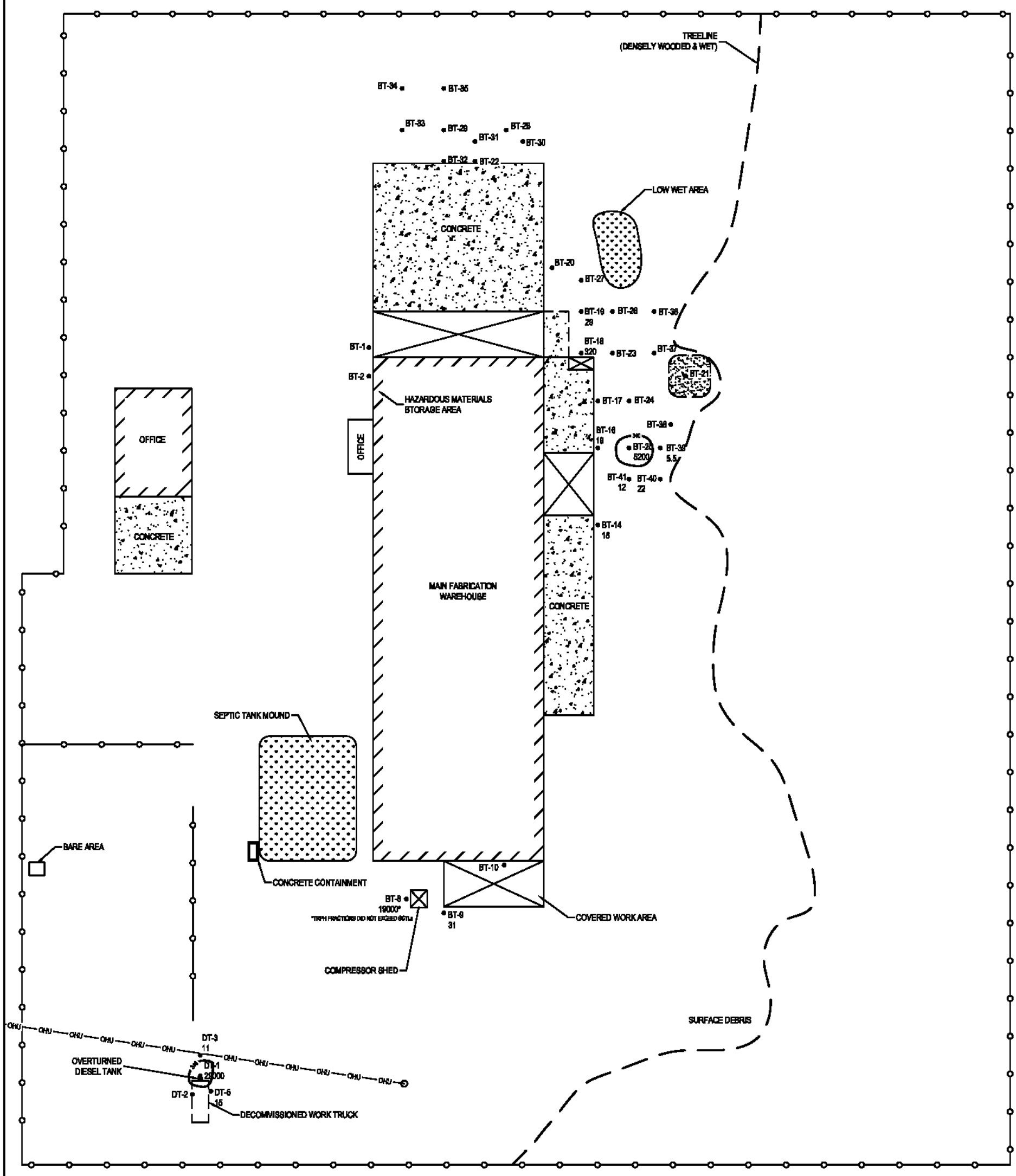

SOUTHERN EARTH SCIENCES, INC.

PROJECT NO.:
P14-0067

FORMER BAY TANK & FABRICATING
1810 INDUSTRIAL DRIVE
PANAMA CITY, BAY COUNTY, FLORIDA

SOIL TRPH (C8-C40) PLUME (MG/KG)

DRAWN BY:	TW
CHECKED BY:	EG
DATE:	13 MAY 2014
SCALE:	1:50

FIGURE
16

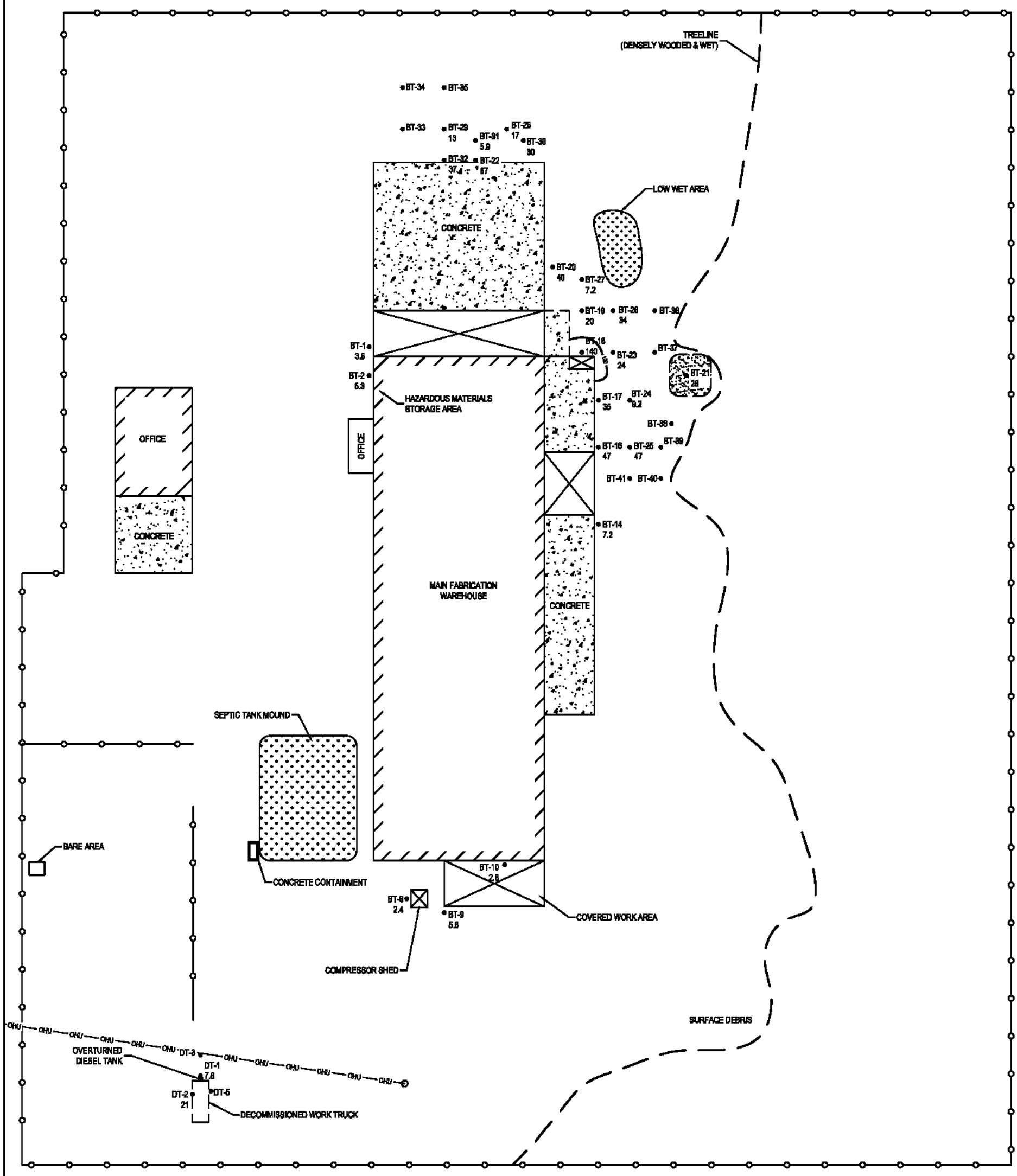

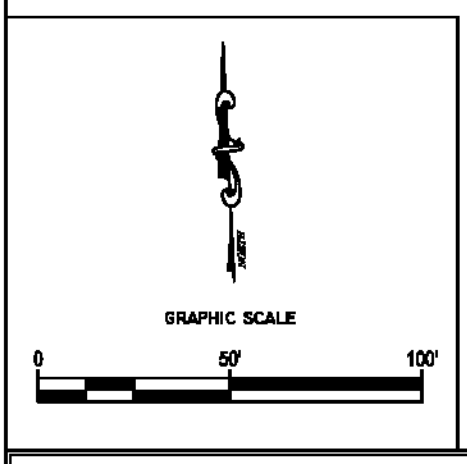

LEGEND

- ● SOIL SAMPLE LOCATIONS
- SCTL APPROXIMATE EXTENT OF UNSATURATED SOIL CONTAMINATION

SOUTHERN EARTH SCIENCES, INC.

PROJECT NO.:
P14-0067

FORMER BAY TANK & FABRICATING
1810 INDUSTRIAL DRIVE
PANAMA CITY, BAY COUNTY, FLORIDA

SOIL BARIUM PLUME (MG/KG)

DRAWN BY:	TW
CHECKED BY:	EG
DATE:	13 MAY 2014
SCALE:	1:50

FIGURE
17

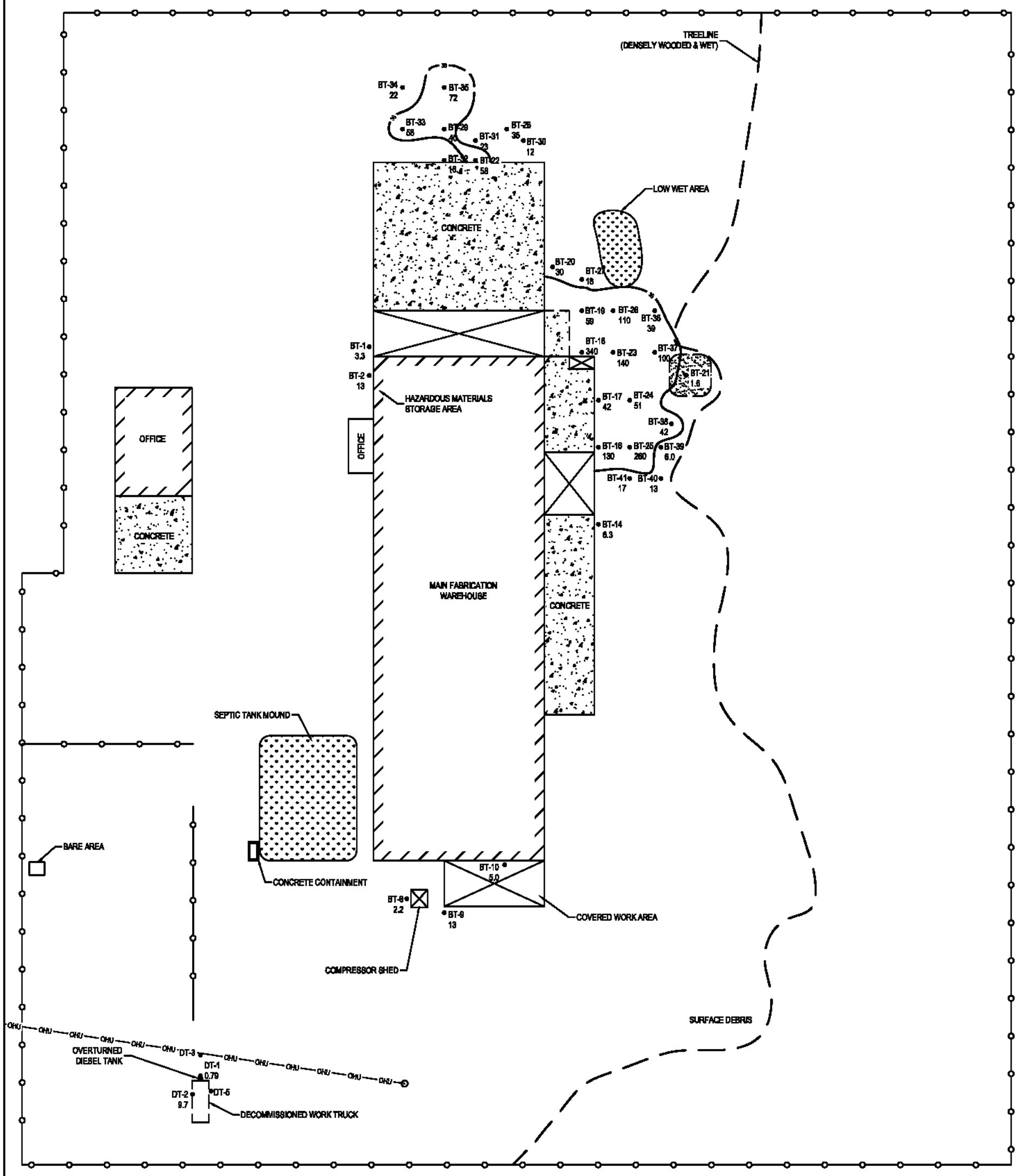

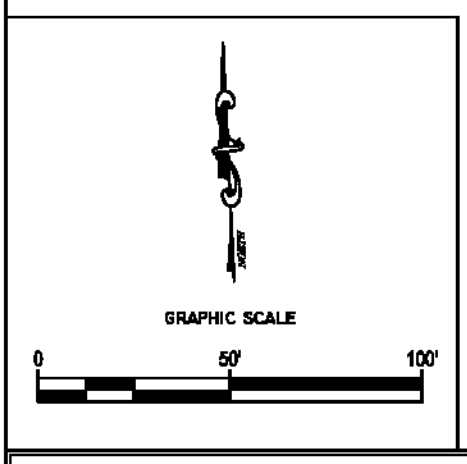

LEGEND

- ● SOIL SAMPLE LOCATIONS
- SOIL CONTAMINATION — APPROXIMATE EXTENT OF UNSATURATED SOIL CONTAMINATION

SOUTHERN EARTH SCIENCES, INC.

PROJECT NO.:
P14-0067

FORMER BAY TANK & FABRICATING
1810 INDUSTRIAL DRIVE
PANAMA CITY, BAY COUNTY, FLORIDA

SOIL CHROMIUM PLUME (MG/KG)

DRAWN BY:	TW
CHECKED BY:	EG
DATE:	13 MAY 2014
SCALE:	1:50

FIGURE
18

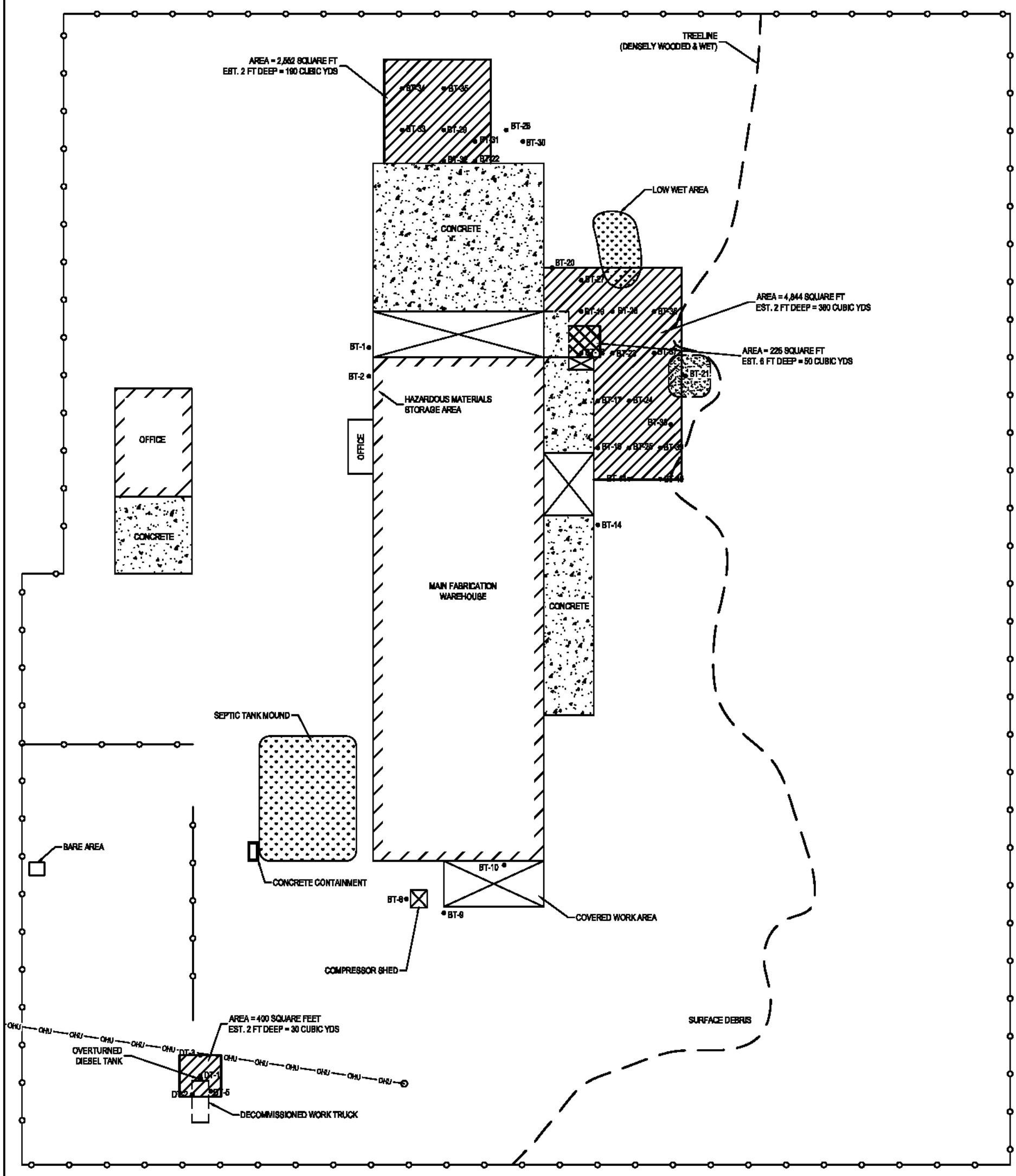

SOUTHERN EARTH SCIENCES, INC.

PROJECT NO.:
P14-0087

FORMER BAY TANK & FABRICATING
1810 INDUSTRIAL DRIVE
PANAMA CITY, BAY COUNTY, FLORIDA

RECOMMENDED EXCAVATION

DRAWN BY:	TW
CHECKED BY:	EG
DATE:	13 MAY 2014
SCALE:	1:50

FIGURE
19

TABLES

TABLE 1: SOIL SCREENING SUMMARY

Facility Name: Former Bay Tank & Fabricating **Project #: P14-0067**

SAMPLE				OVA SCREENING RESULTS			
BORING NO.	DATE COLLECTED	DEPTH TO WATER	SAMPLE INTERVAL (FBLS)	TOTAL READING (ppm)	CARBON FILTERED (ppm)	NET READING (ppm)	COMMENTS
SV-1	3/13/2014	3'	0-1	<10	-	<10	
			1-2	<10	-	<10	
			2-3	<10	-	<10	
			3-4	<10	-	<10	
AT-1	3/13/2014	2'	0-1	<10	-	<10	
			1-2	<10	-	<10	
			2-3	<10	-	<10	
			3-4	<10	-	<10	
AT-2	3/13/2014	2'	0-1	<10	-	<10	
			1-2	<10	-	<10	
			2-3	<10	-	<10	
			3-4	<10	-	<10	
BT-1	3/13/2014	2'	0-1	<10	-	<10	Lab sample at 0.5'-1.0'
			1-2	<10	-	<10	
			2-3	<10	-	<10	Lab sample at 1.5'-2.0'
			3-4	<10	-	<10	
BT-2	3/13/2014	2'	0-1	<10	-	<10	Lab sample at 0.5'-1.0'
			1-2	<10	-	<10	
			2-3	<10	-	<10	Lab sample at 1.5'-2.0'
			3-4	<10	-	<10	
BT-3	3/13/2014	2'	0-1	<10	-	<10	
			1-2	<10	-	<10	
			2-3	<10	-	<10	
			3-4	<10	-	<10	
BT-4	3/13/2014	2'	0-1	<10	-	<10	
			1-2	<10	-	<10	
			2-3	<10	-	<10	
			3-4	<10	-	<10	
BT-5	3/13/2014	2'	0-1	<10	-	<10	
			1-2	<10	-	<10	
			2-3	<10	-	<10	
			3-4	<10	-	<10	

TABLE 1: SOIL SCREENING SUMMARY

Facility Name: Former Bay Tank & Fabricating **Project #: P14-0067**

SAMPLE				OVA SCREENING RESULTS			
BORING NO.	DATE COLLECTED	DEPTH TO WATER	SAMPLE INTERVAL (FBLS)	TOTAL READING (ppm)	CARBON FILTERED (ppm)	NET READING (ppm)	COMMENTS
BT-6	3/13/2014	2'	0-1	<10	-	<10	
			1-2	<10	-	<10	
			2-3	<10	-	<10	
			3-4	<10	-	<10	
BT-7	3/13/2014	2'	0-1	<10	-	<10	
			1-2	<10	-	<10	
			2-3	<10	-	<10	
			3-4	<10	-	<10	
BT-8	3/13/2014	2'	0-1	<10	-	<10	
			1-2	<10	-	<10	Lab sample at 1'-2'; Oily/Slight odor
			2-3	<10	-	<10	Oily/Slight odor
BT-9	3/13/2014	2'	0-1	<10	-	<10	
			1-2	<10	-	<10	Lab sample at 1'-2'; Slight odor
			2-3	<10	-	<10	
BT-10	3/13/2014	2'	0-1	<10	-	<10	Lab sample at 0.5'-1.0'
			1-2	<10	-	<10	
			2-3	<10	-	<10	
BT-11	3/13/2014	1'	0-1	<10	-	<10	
			1-2	<10	-	<10	
BT-12	3/13/2014	2'	0-1	<10	-	<10	
			1-2	<10	-	<10	
			2-3	<10	-	<10	
BT-13	3/13/2014	2'	0-1	<10	-	<10	
			1-2	<10	-	<10	
			2-3	<10	-	<10	
BT-14	3/13/2014	3'	0-1	<10	-	<10	Oily odor
			1-2	190.4	98.3	92.1	Lab sample at 1'-2'
			2-3	156.4	87.8	68.6	Oily odor
			3-4	429.7	260.3	169.4	Oily odor
BT-15	3/13/2014	3'	0-1	52.6	23.1	29.5	
			1-2	122.9	40.3	82.6	
			2-3	216.2	92.1	124.1	
			3-4	316.1	101.1	215.0	

TABLE 1: SOIL SCREENING SUMMARY

Facility Name: Former Bay Tank & Fabricating **Project #: P14-0067**

SAMPLE				OVA SCREENING RESULTS			
BORING NO.	DATE COLLECTED	DEPTH TO WATER	SAMPLE INTERVAL (FBLS)	TOTAL READING (ppm)	CARBON FILTERED (ppm)	NET READING (ppm)	COMMENTS
BT-16	3/13/2014	2'	0-1	64.2	15.9	48.3	
			1-2	681.7	264.9	416.8	Lab sample at 1'-2'
			2-3	-	-	-	Refusal at 2'
BT-17	3/13/2014	2'	0-1	<10	-	<10	Lab sample at 0.5'-1.0'
			1-2	<10	-	<10	
			2-3	<10	-	<10	
BT-18	3/13/2014	2'	0-1	<10	-	<10	Lab sample at 0.5'-1.0'
			1-2	<10	-	<10	
			2-3	<10	-	<10	
BT-19	3/13/2014	2'	0-1	<10	-	<10	
			1-2	<10	-	<10	Lab sample at 1'-2'
			2-3	<10	-	<10	
BT-20	3/13/2014	3'	0-1	<10	-	<10	Sand mounded approx. 1' above grade
			1-2	<10	-	<10	Lab sample at 0.5'-1.0'
			2-3	<10	-	<10	
			3-4	<10	-	<10	
BT-21	3/13/2014	3'	0-1	<10	-	<10	Lab sample at 0.5'-1.0'
			1-2	<10	-	<10	
			2-3	<10	-	<10	
			3-4	<10	-	<10	
BT-22	3/13/2014	2'	0-1	<10	-	<10	Lab sample at 0.5'-1.0'
			1-2	<10	-	<10	
			2-3	<10	-	<10	
DT-1	3/13/2014	1.5'	0-1	105.3	0.0	105.3	Diesel stained & strong odor
			1-2	16.4	0.0	16.4	Lab sample at 0-1'
			2-3	25.1	0.0	25.1	
DT-2	3/13/2014	1.5'	0-1	<10	-	<10	Lab sample at 0-1'
			1-2	<10	-	<10	
			2-3	<10	-	<10	
BT-23	4/3/2014	2.5'	0-1	<10	-	<10	Lab sample at 0.5'-1.0'
			1-2	<10	-	<10	
			2-3	<10	-	<10	Lab sample at 2.0-2.5'

TABLE 1: SOIL SCREENING SUMMARY

Facility Name: Former Bay Tank & Fabricating **Project #: P14-0067**

SAMPLE				OVA SCREENING RESULTS			
BORING NO.	DATE COLLECTED	DEPTH TO WATER	SAMPLE INTERVAL (FBLS)	TOTAL READING (ppm)	CARBON FILTERED (ppm)	NET READING (ppm)	COMMENTS
BT-24	4/3/2014	2.5'	0-1	<10	-	<10	Lab sample at 0.5'-1.0'
			1-2	<10	-	<10	
			2-3	<10	-	<10	Lab sample at 2.0-2.5'
BT-25	4/3/2014	2.5'	0-1	<10	-	<10	Lab sample at 0.5'-1.0'
			1-2	<10	-	<10	
			2-3	77.3	0.0	77.3	Lab sample at 2.0-2.5'
BT-26	4/3/2014	2.5'	0-1	<10	-	<10	Lab sample at 0.5'-1.0'
			1-2	<10	-	<10	
			2-3	<10	-	<10	Lab sample at 2.0-2.5'
BT-27	4/3/2014	2.5'	0-1	<10	-	<10	Lab sample at 0.5'-1.0'
			1-2	<10	-	<10	
			2-3	<10	-	<10	Lab sample at 2.0-2.5'
BT-28	4/3/2014	2.5'	0-1	<10	-	<10	Lab sample at 0.5'-1.0'
			1-2	<10	-	<10	
			2-3	<10	-	<10	Lab sample at 2.0-2.5'
BT-29	4/3/2014	2.5'	0-1	<10	-	<10	Lab sample at 0.5'-1.0'
			1-2	<10	-	<10	
			2-3	<10	-	<10	Lab sample at 2.0-2.5'
BT-30	4/3/2014	2.5'	0-1	<10	-	<10	Lab sample at 0.5'-1.0'
			1-2	<10	-	<10	
			2-3	<10	-	<10	Lab sample at 2.0-2.5'
BT-31	4/3/2014	2.5'	0-1	<10	-	<10	Lab sample at 0.5'-1.0'
			1-2	<10	-	<10	
			2-3	<10	-	<10	Lab sample at 2.0-2.5'
BT-32	4/3/2014	Not	0-1	<10	-	<10	Lab sample at 0.5'-1.0'
		Encountered	1-2	<10	-	<10	Refusal
DT-3	4/3/2014	1.5'	0-1	<10	-	<10	Lab sample at 0-1'
			1-2	<10	-	<10	
			2-3	<10	-	<10	
DT-4	4/3/2014	1.5'	0-1	<10	-	<10	
			1-2	<10	-	<10	
			2-3	<10	-	<10	

TABLE 1: SOIL SCREENING SUMMARY

Facility Name: Former Bay Tank & Fabricating **Project #: P14-0067**

SAMPLE				OVA SCREENING RESULTS			
BORING NO.	DATE COLLECTED	DEPTH TO WATER	SAMPLE INTERVAL (FBLS)	TOTAL READING (ppm)	CARBON FILTERED (ppm)	NET READING (ppm)	COMMENTS
DT-5	4/3/2014	1.5'	0-1	<10	-	<10	Lab sample at 0-1'
			1-2	<10	-	<10	
			2-3	<10	-	<10	
DT-6	4/3/2014	1.5'	0-1	<10	-	<10	
			1-2	<10	-	<10	
			2-3	<10	-	<10	
BT-33	5/5/2014	2.0'	0-1	<10	-	<10	Lab sample at 0.5'-1.0'
			1-2	<10	-	<10	
BT-34	5/5/2014	2.0'	0-1	<10	-	<10	Lab sample at 0.5'-1.0'
			1-2	<10	-	<10	
BT-35	5/5/2014	2.0'	0-1	<10	-	<10	Lab sample at 0.5'-1.0'
			1-2	<10	-	<10	
BT-36	5/5/2014	2.0'	0-1	<10	-	<10	Lab sample at 0.5'-1.0'
			1-2	<10	-	<10	Lab sample at 1.5'-2.0'
BT-37	5/5/2014	2.0'	0-1	<10	-	<10	Lab sample at 0.5'-1.0'
			1-2	<10	-	<10	Lab sample at 1.5'-2.0'
BT-38	5/5/2014	2.0'	0-1	<10	-	<10	Lab sample at 0.5'-1.0'
			1-2	<10	-	<10	Lab sample at 1.5'-2.0'
BT-39	5/5/2014	2.0'	0-1	<10	-	<10	Lab sample at 0.5'-1.0'
			1-2	<10	-	<10	Lab sample at 1.5'-2.0'
BT-40	5/5/2014	2.0'	0-1	<10	-	<10	Lab sample at 0.5'-1.0'
			1-2	<10	-	<10	Lab sample at 1.5'-2.0'
BT-41	5/5/2014	2.0'	0-1	<10	-	<10	Lab sample at 0.5'-1.0'
			1-2	<10	-	<10	Lab sample at 1.5'-2.0'

TABLE 2: SOIL ANALYTICAL SUMMARY

Facility Name: Former Bay Tank & Fabricating
Facility ID #: N/A
SESI Project #: P14-0067

	Contaminant			Benzene	Toluene	Ethylbenzene	Xylenes	TVOA	MTBE	1,3,5-Trimethylbenzene	1,2,4-Trimethylbenzene	Acetone	Isopropylbenzene (Cumene)	Methylene Chloride	Other VOCs	1-Methylnaphthalene	2-Methylnaphthalene
SCTLs	Leachability			*0.007*	*0.5*	*0.6*	*0.2*	*Various*	*0.09*	*0.3*	*0.3*	*25*	*0.2*	*0.02*	*Various*	*3.1*	*8.5*
SCTLs	Residential			*1.2*	*7500*	*1500*	*130*	*Various*	*4400*	*15*	*18*	*11000*	*220*	*17*	*Various*	*200*	*210*
SCTLs	Comm./Ind.			*1.7*	*60000*	*9200*	*700*	*Various*	*24000*	*80*	*95*	*68000*	*1200*	*26*	*Various*	*1800*	*2100*
	Location	Sample Date	OVA (ppm)														
	BT-1 0.5'-1.0'	4/3/2014	<10	NS	NS	NS	NS	NS	NS	NS	NS	NS	NS	NS	NS	NS	NS
	BT-1 1.5'-2.0'	4/3/2014	<10	NS	NS	NS	NS	NS	NS	NS	NS	NS	NS	NS	NS	NS	NS
	BT-2 0.5'-1.0'	4/3/2014	<10	NS	NS	NS	NS	NS	NS	NS	NS	NS	NS	NS	NS	NS	NS
	BT-2 1.0'-1.5'	4/3/2014	<10	NS	NS	NS	NS	NS	NS	NS	NS	NS	NS	NS	NS	NS	NS
	BT-8 1'-2'	3/13/2014	<10	0.0014 U	0.0015 U	0.0012 U	0.0042 U	0.0083 U	0.0013 U	0.0011 U	0.0011 U	0.060	0.0014 U	0.0013 U	<MDLs	0.072 I D10	0.093 I D10
	BT-9 1'-2'	3/13/2014	<10	NS	NS	NS	NS	NS	NS	NS	NS	NS	NS	NS	NS	0.0068 U	0.0067 U
	BT-10 0.5'-1'	3/13/2014	<10	NS	NS	NS	NS	NS	NS	NS	NS	NS	NS	NS	NS	NS	NS
	BT-14 1'-2'	3/13/2014	92.1	0.0012 U	0.0013 U	0.0010 U	0.0036 U	0.0071 U	0.0011 U	0.00095 U	0.00097 U	0.0059 I	0.0012 U	0.0011 U	<MDLs	0.0061 U	0.0061 U
	BT-16 0.5'-1.0'	4/3/2014	<10	NS	NS	NS	NS	NS	NS	NS	NS	NS	NS	NS	NS	NS	NS
	BT-16 1'-2'	3/13/2014	416.8	0.0013 U	0.0015 U	0.0012 U	0.0041 U	0.0081 U	0.0012 U	0.0011 U	0.0011 U	0.024	0.0014 U	0.0014 I	<MDLs	0.0061 U	0.0061 U
	BT-17 0.5'-1'	3/13/2014	<10	NS	NS	NS	NS	NS	NS	NS	NS	NS	NS	NS	NS	NS	NS
	B-17 2.0'-2.5'	4/3/2014	<10	NS	NS	NS	NS	NS	NS	NS	NS	NS	NS	NS	NS	NS	NS
	BT-18 0.5'-1'	3/13/2014	<10	0.0016 U	0.0018 U	0.0014 U	0.0049 U	0.0097 U	0.0015 U	0.0013 U	0.0013 U	0.0032 U	0.0016 U	0.0015 U	<MDLs	0.0070 U	0.0069 U
	BT-18 2.5'-3.0'	4/3/2014	<10	NS	NS	NS	NS	NS	NS	NS	NS	NS	NS	NS	NS	NS	NS
	BT-19 0.5'-1.0'	4/3/2014	<10	NS	NS	NS	NS	NS	NS	NS	NS	NS	NS	NS	NS	NS	NS
	BT-19 1'-2'	3/13/2014	<10	0.0012 U	0.0013 U	0.0011 U	0.0037 U	0.0073 U	0.0011 U	0.00097 U	0.0014 U	0.021	0.0012 U	0.0017 I	<MDLs	0.0061 U	0.0061 U
	BT-20 0.5'-1'	3/13/2014	<10	NS	NS	NS	NS	NS	NS	NS	NS	NS	NS	NS	NS	NS	NS
	BT-21 0.5'-1'	3/13/2014	<10	NS	NS	NS	NS	NS	NS	NS	NS	NS	NS	NS	NS	NS	NS
	BT-22 0.5'-1'	3/13/2014	<10	NS	NS	NS	NS	NS	NS	NS	NS	NS	NS	NS	NS	NS	NS
	BT-22 2.0'-2.5'	4/3/2014	<10	NS	NS	NS	NS	NS	NS	NS	NS	NS	NS	NS	NS	NS	NS
	BT-23 0.5'-1.0'	4/3/2014	<10	NS	NS	NS	NS	NS	NS	NS	NS	NS	NS	NS	NS	NS	NS
	BT-23 2.0'-2.5'	4/3/2014	<10	NS	NS	NS	NS	NS	NS	NS	NS	NS	NS	NS	NS	NS	NS
	BT-24 0.5'-1.0'	4/3/2014	<10	NS	NS	NS	NS	NS	NS	NS	NS	NS	NS	NS	NS	NS	NS
	BT-24 2.0'-2.5'	4/3/2014	<10	NS	NS	NS	NS	NS	NS	NS	NS	NS	NS	NS	NS	NS	NS
	BT-25 0.5'-1.0'	4/3/2014	<10	NS	NS	NS	NS	NS	NS	NS	NS	NS	NS	NS	NS	NS	NS
	BT-25 2.0'-2.5'	4/3/2014	77.3	NS	NS	NS	NS	NS	NS	NS	NS	NS	NS	NS	NS	**6.9 D10**	**14 D10**
	BT-26 0.5'-1.0'	4/3/2014	<10	NS	NS	NS	NS	NS	NS	NS	NS	NS	NS	NS	NS	NS	NS
	BT-26 2.0'-2.5'	4/3/2014	<10	NS	NS	NS	NS	NS	NS	NS	NS	NS	NS	NS	NS	NS	NS
	BT-27 0.5'-1.0'	4/3/2014	<10	NS	NS	NS	NS	NS	NS	NS	NS	NS	NS	NS	NS	NS	NS
	BT-27 2.0'-2.5'	4/3/2014	<10	NS	NS	NS	NS	NS	NS	NS	NS	NS	NS	NS	NS	NS	NS
	BT-28 0.5'-1.0'	4/3/2014	<10	NS	NS	NS	NS	NS	NS	NS	NS	NS	NS	NS	NS	NS	NS
	BT-28 2.0'-2.5'	4/3/2014	<10	NS	NS	NS	NS	NS	NS	NS	NS	NS	NS	NS	NS	NS	NS
	BT-29 0.5'-1.0'	4/3/2014	<10	NS	NS	NS	NS	NS	NS	NS	NS	NS	NS	NS	NS	NS	NS
	BT-29 2.0'-2.5'	4/3/2014	<10	NS	NS	NS	NS	NS	NS	NS	NS	NS	NS	NS	NS	NS	NS
	BT-30 0.5'-1.0'	4/3/2014	<10	NS	NS	NS	NS	NS	NS	NS	NS	NS	NS	NS	NS	NS	NS
	BT-30 2.0'-2.5'	4/3/2014	<10	NS	NS	NS	NS	NS	NS	NS	NS	NS	NS	NS	NS	NS	NS
	BT-31 0.5'-1.0'	4/3/2014	<10	NS	NS	NS	NS	NS	NS	NS	NS	NS	NS	NS	NS	NS	NS
	BT-31 2.0'-2.5'	4/3/2014	<10	NS	NS	NS	NS	NS	NS	NS	NS	NS	NS	NS	NS	NS	NS
	BT-32 0.5'-1.0'	4/3/2014	<10	NS	NS	NS	NS	NS	NS	NS	NS	NS	NS	NS	NS	NS	NS
	BT-33 0.5'-1.0'	5/5/2014	<10	NS	NS	NS	NS	NS	NS	NS	NS	NS	NS	NS	NS	NS	NS
	BT-34 0.5'-1.0'	5/5/2014	<10	NS	NS	NS	NS	NS	NS	NS	NS	NS	NS	NS	NS	NS	NS
	BT-35 0.5'-1.0'	5/5/2014	<10	NS	NS	NS	NS	NS	NS	NS	NS	NS	NS	NS	NS	NS	NS
	BT-36 0.5'-1.0'	5/5/2014	<10	NS	NS	NS	NS	NS	NS	NS	NS	NS	NS	NS	NS	NS	NS
	BT-36 1.5'-2.0'	5/5/2014	<10	NS	NS	NS	NS	NS	NS	NS	NS	NS	NS	NS	NS	NS	NS
	BT-37 0.5'-1.0'	5/5/2014	<10	NS	NS	NS	NS	NS	NS	NS	NS	NS	NS	NS	NS	NS	NS
	BT-37 1.5'-2.0'	5/5/2014	<10	NS	NS	NS	NS	NS	NS	NS	NS	NS	NS	NS	NS	NS	NS
	BT-38 0.5'-1.0'	5/5/2014	<10	NS	NS	NS	NS	NS	NS	NS	NS	NS	NS	NS	NS	NS	NS
	BT-38 1.5'-2.0'	5/5/2014	<10	NS	NS	NS	NS	NS	NS	NS	NS	NS	NS	NS	NS	NS	NS
	BT-39 0.5'-1.0'	5/5/2014	<10	NS	NS	NS	NS	NS	NS	NS	NS	NS	NS	NS	NS	NS	NS
	BT-39 1.5'-2.0'	5/5/2014	<10	NS	NS	NS	NS	NS	NS	NS	NS	NS	NS	NS	NS	0.0063 U	0.0062 U
	BT-40 0.5'-1.0'	5/5/2014	<10	NS	NS	NS	NS	NS	NS	NS	NS	NS	NS	NS	NS	NS	NS
	BT-40 1.5'-2.0'	5/5/2014	<10	NS	NS	NS	NS	NS	NS	NS	NS	NS	NS	NS	NS	0.0073 U	0.0073 U
	BT-41 0.5'-1.0'	5/5/2014	<10	NS	NS	NS	NS	NS	NS	NS	NS	NS	NS	NS	NS	NS	NS
	BT-41 1.5'-2.0'	5/5/2014	<10	NS	NS	NS	NS	NS	NS	NS	NS	NS	NS	NS	NS	0.0061 U	0.0060 U
	DT-1 0-1'	3/13/2014	105.3	0.13 U D100	0.15 U D100	0.12 U D100	0.42 U D100	0.82 U D100	0.12 U D100	**2.0 D100**	**2.9 D100**	0.27 U D100	**0.33 I D100**	0.13 U D100	<MDLs	**36 D20**	**53 D20**
	DT-2 0-1'	3/13/2014	<10	NS	NS	NS	NS	NS	NS	NS	NS	NS	NS	NS	NS	NS	NS
	DT-3 0-1'	4/3/2014	<10	0.0031 U	0.0035 U	0.0028 U	0.0096 U	0.0219 U	0.0029 U	0.0025 U	0.0026 U	0.0063 U	0.0031 U	0.0030 U	<MDLs	0.0066 U	0.0066 U
	DT-5 0-1'	4/3/2014	<10	0.0016 U	0.0018 U	0.0014 U	0.0049 U	0.0111 U	0.0014 U	0.0013 U	0.0013 U	0.0032 U	0.0016 U	0.0015 U	<MDLs	0.0065 U	0.0065 U

TABLE 2: SOIL ANALYTICAL SUMMARY

Facility Name: Former Bay Tank & Fabricating
Facility ID #: N/A
SESI Project #: P14-0067

	Contaminant			Acenaphthene	Acenaphthylene	Anthracene	Benzo[a]anthracene	Benzo[a]pyrene	Benzo[b]fluoranthene	Benzo[g,h,i]perylene	Benzo[k]fluoranthene	Chrysene	Dibenz(a,h)anthracene	Fluoranthene	Fluorene	Indeno[1,2,3-cd]pyrene	Naphthalene
SCTLs	Leachability			*2.1*	*27*	*2500*	*0.8*	*8*	*2.4*	*32000*	*24*	*77*	*0.7*	*1200*	*160*	*6.6*	*1.2*
	Residential			*2400*	*1800*	*21000*	*#*	*0.1*	*#*	*2500*	*#*	*#*	*#*	*3200*	*2600*	*#*	*55*
	Comm./Ind.			*20000*	*20000*	*300000*	*#*	*0.7*	*#*	*52000*	*#*	*#*	*#*	*59000*	*33000*	*#*	*300*
	Sample																
Location	Date	OVA (ppm)															
BT-1 0.5'-1.0'	4/3/2014	<10		NS	NS	NS	NS	NS	NS	NS	NS	NS	NS	NS	NS	NS	NS
BT-1 1.5'-2.0'	4/3/2014	<10		NS	NS	NS	NS	NS	NS	NS	NS	NS	NS	NS	NS	NS	NS
BT-2 0.5'-1.0'	4/3/2014	<10		NS	NS	NS	NS	NS	NS	NS	NS	NS	NS	NS	NS	NS	NS
BT-2 1.0'-1.5'	4/3/2014	<10		NS	NS	NS	NS	NS	NS	NS	NS	NS	NS	NS	NS	NS	NS
BT-8 1'-2'	3/13/2014	<10		0.012	0.023	0.0098	0.0076 U	0.051 U D10	0.053 U D10	0.066 U D10	0.082 U D10	0.019	0.050 U D10	0.0091 I	0.047	0.046 U D10	0.059 U D10
BT-9 1'-2'	3/13/2014	<10		0.0069 U	0.0065 U	0.0065 U	0.0075 U	0.0050 U	0.0051 U	0.0064 U	0.0080 U	0.0082 U	0.0048 U	0.0067 U	0.0066 U	0.0045 U	0.0058 U
BT-10 0.5'-1'	3/13/2014	<10		NS	NS	NS	NS	NS	NS	NS	NS	NS	NS	NS	NS	NS	NS
BT-14 1'-2'	3/13/2014	92.1		0.0063 U	0.0059 U	0.0059 U	0.0068 U	0.0045 U	0.0047 U	0.0058 U	0.0073 U	0.0075 U	0.0044 U	0.0061 U	0.0060 U	0.0041 U	0.0052 U
BT-16 0.5'-1.0'	4/3/2014	<10		NS	NS	NS	NS	NS	NS	NS	NS	NS	NS	NS	NS	NS	NS
BT-16 1'-2'	3/13/2014	416.8		0.0063 U	0.0059 U	0.0059 U	0.0068 U	0.0045 U	0.0047 U	0.0058 U	0.0073 U	0.0075 U	0.0044 U	0.0061 U	0.0060 U	0.0041 U	0.0052 U
BT-17 0.5'-1'	3/13/2014	<10		NS	NS	NS	NS	NS	NS	NS	NS	NS	NS	NS	NS	NS	NS
B-17 2.0'-2.5'	4/3/2014	<10		NS	NS	NS	NS	NS	NS	NS	NS	NS	NS	NS	NS	NS	NS
BT-18 0.5'-1'	3/13/2014	<10		0.0071 U	0.0067 U	0.0067 U	0.017	0.024	0.070	0.032	0.035	0.055	0.0082 I	0.032	0.0068 U	0.028	0.0059 U
BT-18 2.5'-3.0'	4/3/2014	<10		NS	NS	NS	NS	NS	NS	NS	NS	NS	NS	NS	NS	NS	NS
BT-19 0.5'-1.0'	4/3/2014	<10		NS	NS	NS	NS	NS	NS	NS	NS	NS	NS	NS	NS	NS	NS
BT-19 1'-2'	3/13/2014	<10		0.0062 U	0.0059 U	0.0059 U	0.0068 U	0.0045 U	0.0080 I	0.0058 U	0.0073 U	0.0074 U	0.0044 U	0.0061 U	0.0060 U	0.0041 U	0.0052 U
BT-20 0.5'-1'	3/13/2014	<10		NS	NS	NS	NS	NS	NS	NS	NS	NS	NS	NS	NS	NS	NS
BT-21 0.5'-1'	3/13/2014	<10		NS	NS	NS	NS	NS	NS	NS	NS	NS	NS	NS	NS	NS	NS
BT-22 0.5'-1'	3/13/2014	<10		NS	NS	NS	NS	NS	NS	NS	NS	NS	NS	NS	NS	NS	NS
BT-22 2.0'-2.5'	4/3/2014	<10		NS	NS	NS	NS	NS	NS	NS	NS	NS	NS	NS	NS	NS	NS
BT-23 0.5'-1.0'	4/3/2014	<10		NS	NS	NS	NS	NS	NS	NS	NS	NS	NS	NS	NS	NS	NS
BT-23 2.0'-2.5'	4/3/2014	<10		NS	NS	NS	NS	NS	NS	NS	NS	NS	NS	NS	NS	NS	NS
BT-24 0.5'-1.0'	4/3/2014	<10		NS	NS	NS	NS	NS	NS	NS	NS	NS	NS	NS	NS	NS	NS
BT-24 2.0'-2.5'	4/3/2014	<10		NS	NS	NS	NS	NS	NS	NS	NS	NS	NS	NS	NS	NS	NS
BT-25 0.5'-1.0'	4/3/2014	<10		NS	NS	NS	NS	NS	NS	NS	NS	NS	NS	NS	NS	NS	NS
BT-25 2.0'-2.5'	4/3/2014	77.3		0.75 D10	0.25 D10	0.18 D10	0.068 U D10	0.046 U D10	0.047 U D10	0.059 U D10	0.073 U D10	0.075 U D10	0.044 U D10	0.062 U D10	1.2 D10	0.041 U D10	**3.0 D10**
BT-26 0.5'-1.0'	4/3/2014	<10		NS	NS	NS	NS	NS	NS	NS	NS	NS	NS	NS	NS	NS	NS
BT-26 2.0'-2.5'	4/3/2014	<10		NS	NS	NS	NS	NS	NS	NS	NS	NS	NS	NS	NS	NS	NS
BT-27 0.5'-1.0'	4/3/2014	<10		NS	NS	NS	NS	NS	NS	NS	NS	NS	NS	NS	NS	NS	NS
BT-27 2.0'-2.5'	4/3/2014	<10		NS	NS	NS	NS	NS	NS	NS	NS	NS	NS	NS	NS	NS	NS
BT-28 0.5'-1.0'	4/3/2014	<10		NS	NS	NS	NS	NS	NS	NS	NS	NS	NS	NS	NS	NS	NS
BT-28 2.0'-2.5'	4/3/2014	<10		NS	NS	NS	NS	NS	NS	NS	NS	NS	NS	NS	NS	NS	NS
BT-29 0.5'-1.0'	4/3/2014	<10		NS	NS	NS	NS	NS	NS	NS	NS	NS	NS	NS	NS	NS	NS
BT-29 2.0'-2.5'	4/3/2014	<10		NS	NS	NS	NS	NS	NS	NS	NS	NS	NS	NS	NS	NS	NS
BT-30 0.5'-1.0'	4/3/2014	<10		NS	NS	NS	NS	NS	NS	NS	NS	NS	NS	NS	NS	NS	NS
BT-30 2.0'-2.5'	4/3/2014	<10		NS	NS	NS	NS	NS	NS	NS	NS	NS	NS	NS	NS	NS	NS
BT-31 0.5'-1.0'	4/3/2014	<10		NS	NS	NS	NS	NS	NS	NS	NS	NS	NS	NS	NS	NS	NS
BT-31 2.0'-2.5'	4/3/2014	<10		NS	NS	NS	NS	NS	NS	NS	NS	NS	NS	NS	NS	NS	NS
BT-32 0.5'-1.0'	4/3/2014	<10		NS	NS	NS	NS	NS	NS	NS	NS	NS	NS	NS	NS	NS	NS
BT-33 0.5'-1.0'	5/5/2014	<10		NS	NS	NS	NS	NS	NS	NS	NS	NS	NS	NS	NS	NS	NS
BT-34 0.5'-1.0'	5/5/2014	<10		NS	NS	NS	NS	NS	NS	NS	NS	NS	NS	NS	NS	NS	NS
BT-35 0.5'-1.0'	5/5/2014	<10		NS	NS	NS	NS	NS	NS	NS	NS	NS	NS	NS	NS	NS	NS
BT-36 0.5'-1.0'	5/5/2014	<10		NS	NS	NS	NS	NS	NS	NS	NS	NS	NS	NS	NS	NS	NS
BT-36 1.5'-2.0'	5/5/2014	<10		NS	NS	NS	NS	NS	NS	NS	NS	NS	NS	NS	NS	NS	NS
BT-37 0.5'-1.0'	5/5/2014	<10		NS	NS	NS	NS	NS	NS	NS	NS	NS	NS	NS	NS	NS	NS
BT-37 1.5'-2.0'	5/5/2014	<10		NS	NS	NS	NS	NS	NS	NS	NS	NS	NS	NS	NS	NS	NS
BT-38 0.5'-1.0'	5/5/2014	<10		NS	NS	NS	NS	NS	NS	NS	NS	NS	NS	NS	NS	NS	NS
BT-38 1.5'-2.0'	5/5/2014	<10		NS	NS	NS	NS	NS	NS	NS	NS	NS	NS	NS	NS	NS	NS
BT-39 0.5'-1.0'	5/5/2014	<10		NS	NS	NS	NS	NS	NS	NS	NS	NS	NS	NS	NS	NS	NS
BT-39 1.5'-2.0'	5/5/2014	<10		0.0064 U	0.0060 U	0.0060 U	0.0069 U	0.0046 U	0.0048 U	0.0060 U	0.0074 U	0.0076 U	0.0045 U	0.0062 U	0.0061 U	0.0041 U	0.0053 U
BT-40 0.5'-1.0'	5/5/2014	<10		NS	NS	NS	NS	NS	NS	NS	NS	NS	NS	NS	NS	NS	NS
BT-40 1.5'-2.0'	5/5/2014	<10		0.0075 U	0.0071 U	0.0071 U	0.0081 U	0.0054 U	0.0056 U	0.0070 U	0.0087 U	0.0089 U	0.0053 U	0.0073 U	0.0072 U	0.0049 U	0.0063 U
BT-41 0.5'-1.0'	5/5/2014	<10		NS	NS	NS	NS	NS	NS	NS	NS	NS	NS	NS	NS	NS	NS
BT-41 1.5'-2.0'	5/5/2014	<10		0.0062 U	0.0059 U	0.0059 U	0.0067 U	0.0045 U	0.0046 U	0.0058 U	0.0072 U	0.0074 U	0.0044 U	0.0061 U	0.0060 U	0.0040 U	0.0052 U
DT-1 0-1'	3/13/2014	105.3		**9.6 D20**	1.5 D20	6.2 D20	0.28 D20	0.12 U D20	0.12 U D20	0.15 U D20	0.19 U D20	0.52 D20	0.12 U D20	1.2 D20	11 D20	0.11 U D20	**7.0 D20**
DT-2 0-1'	3/13/2014	<10		NS	NS	NS	NS	NS	NS	NS	NS	NS	NS	NS	NS	NS	NS
DT-3 0-1'	4/3/2014	<10		0.0067 U	0.0064 U	0.0064 U	0.0073 U	0.0049 U	0.0050 U	0.0063 U	0.0078 U	0.0080 U	0.0047 U	0.0066 U	0.0065 U	0.0044 U	0.0056 U
DT-5 0-1'	4/3/2014	<10		0.0067 U	0.0063 U	0.0063 U	0.0072 U	0.0048 U	0.0050 U	0.0062 U	0.0077 U	0.0079 U	0.0047 U	0.0065 U	0.0064 U	0.0043 U	0.0056 U

TABLE 2: SOIL ANALYTICAL SUMMARY

Facility Name: Former Bay Tank & Fabricating
Facility ID #: N/A
SESI Project #: P14-0067

			Contaminant →	Phenanthrene	Pyrene	Other SVOCs	Arsenic	Barium	Cadmium	Chromium	Lead	Selenium	Silver	Mercury	Other Metals	TRPH
SCTLs			Leachability →	*250*	*880*	*Various*	*****	*1600*	*7.5*	*38*	*****	*5.2*	*17*	*2.1*	*Various*	*340*
SCTLs			Residential →	*2200*	*2400*	*Various*	*2.1*	*120***	*82*	*210*	*400*	*440*	*410*	*3*	*Various*	*460*
SCTLs			Comm./Ind. →	*36000*	*45000*	*Various*	*12*	*130000*	*1700*	*470*	*1400*	*11000*	*8200*	*17*	*Various*	*2700*
Location	Sample Date	OVA (ppm)														
BT-1 0.5'-1.0'	4/3/2014	<10		NS	NS	NS	NS	3.0	NS	3.3	NS	NS	NS	NS	NS	NS
BT-1 1.5'-2.0'	4/3/2014	<10		NS	NS	NS	NS	3.8	NS	1.3	NS	NS	NS	NS	NS	NS
BT-2 0.5'-1.0'	4/3/2014	<10		NS	NS	NS	NS	5.3	NS	13	NS	NS	NS	NS	NS	NS
BT-2 1.0'-1.5'	4/3/2014	<10		NS	NS	NS	NS	4.0	NS	9.6	NS	NS	NS	NS	NS	NS
BT-8 1'-2'	3/13/2014	<10		0.030	0.092	NS	0.25 U	2.4	0.035 U	2.2	7.8	0.21 U	0.033 U	0.0060	NS	19000 D100
BT-9 1'-2'	3/13/2014	<10		0.0070 U	0.0081 U	NS	0.26 U	5.6	0.41	13	2.7	0.22 U	0.035 U	0.0026 I	NS	31
BT-10 0.5'-1'	3/13/2014	<10		NS	NS	NS	0.32	2.8	0.036 U	5.0	1.5	0.21 U	0.032 U	0.00069 U	NS	NS
BT-14 1'-2'	3/13/2014	92.1		0.0063 U	0.0074 U	NS	0.24 U	7.2	0.0033 U	6.3	2.7	0.32 I	0.032 U	0.0034 I	NS	18 I
BT-16 0.5'-1.0'	4/3/2014	<10		NS	NS	NS	NS	47	NS	130	NS	NS	NS	NS	NS	NS
BT-16 1'-2'	3/13/2014	416.8		0.0063 U	0.0074 U	NS	0.24 U	5.4	0.036 I	11	3.0	0.29 I	0.032 U	0.0052	NS	19
BT-17 0.5'-1'	3/13/2014	<10		NS	NS	NS	0.87	35	0.36	62	7.4	0.27 U	0.076 I	0.00099 U	NS	NS
B-17 2.0'-2.5'	4/3/2014	<10		NS	NS	NS	NS	2.0	NS	5.2	NS	NS	NS	NS	NS	NS
BT-18 0.5'-1'	3/13/2014	<10		0.0013	0.060	NS	0.28 U	140	0.84	340	90	0.27 I	1.8	0.00086 U	NS	320
BT-18 2.5'-3.0'	4/3/2014	<10		NS	NS	NS	NS	6.6	NS	2.5	NS	NS	NS	NS	NS	NS
BT-19 0.5'-1.0'	4/3/2014	<10		NS	NS	NS	NS	20	NS	59	NS	NS	NS	NS	NS	NS
BT-19 1'-2'	3/13/2014	<10		0.0063 U	0.0073 U	NS	0.24 U	4.7	0.033 U	5.8	2.7	0.20 U	0.032 U	0.0057	NS	29
BT-20 0.5'-1'	3/13/2014	<10		NS	NS	NS	2.0	40	0.040 I	30	3.4	0.22 U	0.036 U	0.00079 U	NS	NS
BT-21 0.5'-1'	3/13/2014	<10		NS	NS	NS	0.27 U	28	0.037 U	1.6	0.75	0.22 U	0.034 U	0.00073 U	NS	NS
BT-22 0.5'-1'	3/13/2014	<10		NS	NS	NS	0.28 U	67	0.039 U	58	2.3	0.23 U	0.036 U	0.00086 U	NS	NS
BT-22 2.0'-2.5'	4/3/2014	<10		NS	NS	NS	NS	13	NS	4.1	NS	NS	NS	NS	NS	NS
BT-23 0.5'-1.0'	4/3/2014	<10		NS	NS	NS	NS	24	NS	140	NS	NS	NS	NS	NS	NS
BT-23 2.0'-2.5'	4/3/2014	<10		NS	NS	NS	NS	5.3	NS	13	NS	NS	NS	NS	NS	NS
BT-24 0.5'-1.0'	4/3/2014	<10		NS	NS	NS	NS	8.9	NS	10	NS	NS	NS	NS	NS	NS
BT-24 2.0'-2.5'	4/3/2014	<10		NS	NS	NS	NS	9.2	NS	51	NS	NS	NS	NS	NS	NS
BT-25 0.5'-1.0'	4/3/2014	<10		NS	NS	NS	NS	47	NS	260	NS	NS	NS	NS	NS	NS
BT-25 2.0'-2.5'	4/3/2014	77.3		2.2 D10	0.18 D10	NS	NS	2.9	NS	1.9	NS	NS	NS	NS	NS	5200 D50
BT-26 0.5'-1.0'	4/3/2014	<10		NS	NS	NS	NS	34	NS	110	NS	NS	NS	NS	NS	NS
BT-26 2.0'-2.5'	4/3/2014	<10		NS	NS	NS	NS	5.3	NS	12	NS	NS	NS	NS	NS	NS
BT-27 0.5'-1.0'	4/3/2014	<10		NS	NS	NS	NS	7.2	NS	18	NS	NS	NS	NS	NS	NS
BT-27 2.0'-2.5'	4/3/2014	<10		NS	NS	NS	NS	3.7	NS	4.6	NS	NS	NS	NS	NS	NS
BT-28 0.5'-1.0'	4/3/2014	<10		NS	NS	NS	NS	17	NS	35	NS	NS	NS	NS	NS	NS
BT-28 2.0'-2.5'	4/3/2014	<10		NS	NS	NS	NS	6.9	NS	8.3	NS	NS	NS	NS	NS	NS
BT-29 0.5'-1.0'	4/3/2014	<10		NS	NS	NS	NS	13	NS	40	NS	NS	NS	NS	NS	NS
BT-29 2.0'-2.5'	4/3/2014	<10		NS	NS	NS	NS	7.9	NS	7.3	NS	NS	NS	NS	NS	NS
BT-30 0.5'-1.0'	4/3/2014	<10		NS	NS	NS	NS	30	NS	12	NS	NS	NS	NS	NS	NS
BT-30 2.0'-2.5'	4/3/2014	<10		NS	NS	NS	NS	9.1	NS	3.6	NS	NS	NS	NS	NS	NS
BT-31 0.5'-1.0'	4/3/2014	<10		NS	NS	NS	NS	5.9	NS	23	NS	NS	NS	NS	NS	NS
BT-31 2.0'-2.5'	4/3/2014	<10		NS	NS	NS	NS	3.4	NS	8.8	NS	NS	NS	NS	NS	NS
BT-32 0.5'-1.0'	4/3/2014	<10		NS	NS	NS	NS	37	NS	18	NS	NS	NS	NS	NS	NS
BT-33 0.5'-1.0'	5/5/2014	<10		NS	NS	NS	NS	NS	NS	58	NS	NS	NS	NS	NS	NS
BT-34 0.5'-1.0'	5/5/2014	<10		NS	NS	NS	NS	NS	NS	22	NS	NS	NS	NS	NS	NS
BT-35 0.5'-1.0'	5/5/2014	<10		NS	NS	NS	NS	NS	NS	72	NS	NS	NS	NS	NS	NS
BT-36 0.5'-1.0'	5/5/2014	<10		NS	NS	NS	NS	NS	NS	39	NS	NS	NS	NS	NS	NS
BT-36 1.5'-2.0'	5/5/2014	<10		NS	NS	NS	NS	NS	NS	8.8	NS	NS	NS	NS	NS	NS
BT-37 0.5'-1.0'	5/5/2014	<10		NS	NS	NS	NS	NS	NS	100	NS	NS	NS	NS	NS	NS
BT-37 1.5'-2.0'	5/5/2014	<10		NS	NS	NS	NS	NS	NS	6.3	NS	NS	NS	NS	NS	NS
BT-38 0.5'-1.0'	5/5/2014	<10		NS	NS	NS	NS	NS	NS	42	NS	NS	NS	NS	NS	NS
BT-38 1.5'-2.0'	5/5/2014	<10		NS	NS	NS	NS	NS	NS	1.7	NS	NS	NS	NS	NS	NS
BT-39 0.5'-1.0'	5/5/2014	<10		NS	NS	NS	NS	NS	NS	6.0	NS	NS	NS	NS	NS	NS
BT-39 1.5'-2.0'	5/5/2014	<10		0.0065 U	0.0075 U	NS	NS	NS	NS	5.4	NS	NS	NS	NS	NS	5.5 I
BT-40 0.5'-1.0'	5/5/2014	<10		NS	NS	NS	NS	NS	NS	13	NS	NS	NS	NS	NS	NS
BT-40 1.5'-2.0'	5/5/2014	<10		0.0076 U	0.0088 U	NS	NS	NS	NS	1.4	NS	NS	NS	NS	NS	22 I
BT-41 0.5'-1.0'	5/5/2014	<10		NS	NS	NS	NS	NS	NS	17	NS	NS	NS	NS	NS	NS
BT-41 1.5'-2.0'	5/5/2014	<10		0.0063 U	0.0073 U	NS	NS	NS	NS	6.5	NS	NS	NS	NS	NS	12 I
DT-1 0-1'	3/13/2014	105.3		36 D20	12 D20	NS	0.24 U	7.8	0.034 U	0.79	3.1	0.20 U	0.031 U	0.00076 U	NS	29000 D100
DT-2 0-1'	3/13/2014	<10		NS	NS	NS	0.25 U	21	0.17	9.7	7.4	0.66	0.033 U	0.00077 U	NS	NS
DT-3 0-1'	4/3/2014	<10		0.0068 U	0.0079 U	NS	NS	NS	NS	NS	NS	NS	NS	NS	NS	11
DT-5 0-1'	4/3/2014	<10		0.0067 U	0.0078 U	NS	NS	NS	NS	NS	NS	NS	NS	NS	NS	15

TABLE 2: SOIL ANALYTICAL SUMMARY

Facility Name: Former Bay Tank & Fabricating
Facility ID #: N/A
SESI Project #: P14-0067

	Contaminant →			>C5-C7 Aromatics	>C7-C8 Aromatics	>C8-C10 Aromatics	>C10-C12 Aromatics	>C12-C16 Aromatics	>C16-C21 Aromatics	>C21-C35 Aromatics	>C5-C6 Aliphatics	>C6-C8 Aliphatics	>C8-C10 Aliphatics	>C10-C12 Aliphatics	>C12-C16 Aliphatics	>C16-C35 Aliphatics
SCTLs	Leachability →			*34*	*59*	*340*	*520*	*1000*	*3200*	*25000*	*470*	*1300*	*7000*	*51000*	*	*
SCTLs	Residential →			*340*	*490*	*460*	*900*	*1500*	*1300*	*2300*	*6200*	*8700*	*850*	*1700*	*2900*	*42000*
SCTLs	Comm./Ind. →			*1800*	*3700*	*2700*	*5900*	*12000*	*11000*	*40000*	*33000*	*46000*	*4800*	*10000*	*21000*	*280000*
Sample																
Location	Date	OVA (ppm)														
BT-8 1'-2'	4/3/2014	<10		30 U	30 U	30 U	30 U	30 U	150	1200	37 U	37 U	37 U	37 U	180	4600

Notes

Analytical results reported in milligrams per kilogram (mg/kg), or parts per million (ppm), equivalent.
NS - Not sampled
U - Indicates the analyte was less than the Method Detection Limit (MDL) for the analysis
I - Indicates the analyte was detected ata concentration between the MDL and the Practical Quantitation Limit (PQL)
V - Indicates the analyte was detected in both the sample and the associated method blank
D### Indicates the sample was diluted by the laboratory at the listed dilution factor
* Contaminant is not a health concern for this exposure scenario.
** Direct exposure value based on acute toxicity considerations.
*** Leachability values may be derived using the SPLP Test to calculate site-specific SCTLs or may be determined using TCLP in the event oily wastes are present
# Site concentrations for carcinogenic PAHs must be converted to Benzo(a)pyrene equivalents before comparison with the appropriate direct exposure SCTL for Benzo(a)pyrene
N/A - Not Applicable
SCTLs - Chapter 62-777, F.A.C. Soil Cleanup Target Levels
Refer to the attached analytical report for a complete report of analyses
Detections in **BOLD**
Leachability exceedances
Residential exceedances
Commercial/Industrial exceedances

TABLE 3: GROUNDWATER ANALYTICAL SUMMARY

Facility Name: Former Bay Tank & Fabricating
Facility ID #: N/A
SESI Project #: P14-0067

Contaminant →		Benzene	Toluene	Ethylbenzene	Xylenes	Total VOA	MTBE	1,2,4-Trimethylbenzene	Acetone	Other VOCs
GCTL →		*1*	*40*	*30*	*20*	*N/A*	*20*	*10*	*6300*	*Various*
Sample										
Location	Date									
MW-1	4/17/2014	0.21 U	0.28 U	0.24 U	0.62 U	1.35 U	0.32 U	0.25 U	3.3 U	<MDLs
MW-2	4/17/2014	0.21 U	0.28 U	0.24 U	0.62 U	1.35 U	0.32 U	0.25 U	3.3 U	<MDLs
MW-3	4/17/2014	0.21 U	0.28 U	0.24 U	0.62 U	1.35 U	0.32 U	0.25 U	3.3 U	<MDLs
MW-4	4/17/2014	0.21 U	0.28 U	0.24 U	0.62 U	1.35 U	0.32 U	0.25 U	8.5	<MDLs
MW-4	5/6/2014	NS	NS	NS	NS	NS	NS	NS	NS	NS
MW-5	4/17/2014	0.21 U	0.28 U	0.24 U	0.62 U	1.35 U	0.32 U	0.25 U	3.3 U	<MDLs
MW-6	5/6/2014	0.21 U	0.28 U	0.24 U	0.62 U	1.35 U	0.32 U	0.42 I	3.3 U	<MDLs

Contaminant →		1-Methylnaphthalene	2-Methylnaphthalene	Acenaphthene	Acenaphthylene	Anthracene	Benzo[a]anthracene	Benzo[a]pyrene	Benzo[b]fluoranthene	Benzo[g,h,i]perylene
GCTL →		*28*	*28*	*20*	*210*	*2100*	*0.05*	*0.2*	*0.05*	*210*
Sample										
Location	Date									
MW-1	4/17/2014	0.048 U	0.045 U	0.034 U	0.030 U	0.028 U	0.026 U	0.024 U	0.040 U	0.034 U
MW-2	4/17/2014	0.048 U	0.045 U	0.034 U	0.030 U	0.028 U	0.026 U	0.024 U	0.040 U	0.034 U
MW-3	4/17/2014	0.048 U	0.045 U	0.034 U	0.030 U	0.25	0.026 U	0.024 U	0.040 U	0.034 U
MW-4	4/17/2014	0.048 U	0.045 U	0.034 U	0.030 U	0.028 U	0.053 I*	0.024 U	0.040 U	0.034 U
MW-4	5/6/2014	NS	NS	NS	NS	NS	NS	NS	NS	NS
MW-5	4/17/2014	0.048 U	0.045 U	0.034 U	0.030 U	0.028 U	0.026 U	0.024 U	0.040 U	0.034 U
MW-6	5/6/2014	0.14 I	0.19 I	0.034 U	0.030 U	0.031 I	0.029 I	0.024 U	0.040 U	0.034 U

Contaminant →		Benzo[k]fluoranthene	Chrysene	Dibenz(a,h)anthracene	Fluoranthene	Fluorene	Indeno[1,2,3-cd]pyrene	Naphthalene	Phenanthrene	Pyrene
GCTL →		*0.5*	*4.8*	*0.005*	*280*	*280*	*0.05*	*14*	*210*	*210*
Sample										
Location	Date									
MW-1	4/17/2014	0.058 U	0.041 U	0.042 U	0.027 U	0.030 U	0.048 U	0.053 U	0.036 U	0.033 U
MW-2	4/17/2014	0.058 U	0.041 U	0.042 U	0.027 U	0.030 U	0.048 U	0.053 U	0.036 U	0.033 U
MW-3	4/17/2014	0.058 U	0.041 U	0.042 U	0.027 U	0.030 U	0.048 U	0.053 U	0.036 U	0.033 U
MW-4	4/17/2014	0.058 U	0.041 U	0.042 U	0.027 U	0.030 U	0.048 U	0.053 U	0.036 U	0.033 U
MW-4	5/6/2014	NS	NS	NS	NS	NS	NS	NS	NS	NS
MW-5	4/17/2014	0.058 U	0.041 U	0.042 U	0.027 U	0.030 U	0.048 U	0.053 U	0.036 U	0.033 U
MW-6	5/6/2014	0.058 U	0.041 U	0.049 I*	0.027 U	0.030 U	0.048 U	0.38	0.042 I	0.033 U

Contaminant →		Other SVOCs	Arsenic	Barium	Cadmium	Chromium	Lead	Mercury	Selenium	Silver
GCTL →		*Various*	*10*	*2000*	*5*	*100*	*15*	*2*	*50*	*100*
Sample										
Location	Date									
MW-1	4/17/2014	NS	8.5 U	3.5	0.32 U	1.5	1.3 U	0.010 U	6.8 U	0.44 U
MW-2	4/17/2014	NS	8.5 U	20	1.2	1.9	1.3 I	0.010 U	6.8 U	0.44 U
MW-3	4/17/2014	NS	8.5 U	7.7	0.32 U	2.3	1.3 U	0.010 U	6.8 U	0.44 U
MW-4	4/17/2014	NS	8.5 U	200	1.8	**160**	**270**	0.013 I	18 I	0.44 U
MW-4	5/6/2014	NS	2.1	47	0.39 I	14	**20**	0.010 U	2.7 I	0.054 I
MW-5	4/17/2014	NS	NS	NS	NS	NS	NS	NS	NS	NS
MW-6	5/6/2014	NS	0.97 I	21	0.056 U	3.1 I	1.3 I	0.010 U	1.2 U	0.054 U

Contaminant →		Other Metals	TRPH							
GCTL →		*Various*	*5000*							
Sample										
Location	Date									
MW-1	4/17/2014	NS	110 I							
MW-2	4/17/2014	NS	640							
MW-3	4/17/2014	NS	130 I							
MW-4	4/17/2014	NS	790							
MW-4	5/6/2014	NS	NS							
MW-5	4/17/2014	NS	120 I							
MW-6	5/6/2014	NS	790							

Notes

Analytical results reported in micrograms per liter (µg/L), or parts per billion (ppb), equivalent.
NS - Not sampled
U - Indicates the analyte was less than the Method Detection Limit (MDL) for the analysis
I - Indicates the analyte was detected ata concentration between the MDL and the Practical Quantitation Limit (PQL)
V - Indicates the analyte was detected in both the sample and the associated method blank
N/A - Not Applicable
* Pursuant to 5/14/07 FDEP Memo "Quality Assurance and Related Issues", the concentrations to not represent exceedances of GCTLs
GCTLs - Chapter 62-777, F.A.C. Groundwater Cleanup Target Levels
Refer to the attached analytical report for a complete report of analyses
Exceedances of GCTLs

APPENDIX A

Florida Department of Environmental Protection - Division of Waste Management - Bureau of Petroleum Storage Systems

BORING LOG

Boring/Well Number: SV-1	Permit Number: —	FDEP Facility Identification Number: —
Site Name: Former Bay Tank & Fabricating	Borehole Start Date: 3/13/14 End Date:	Borehole Start Time: 0740 ☐ AM ☐ PM End Time: 0800 ☐ AM ☐ PM
Environmental Contractor: SESI	Environmental Specialist: T. Wilson	Environmental Technician: A. McCann
Drilling Company: —	Pavement Thickness (inches): —	Borehole Diameter (inches): 3"
Borehole Depth (feet): 4		
Drilling Method(s): HA	Apparent Borehole DTW (in feet from soil moisture content): 3	Measured Well DTW (in feet after water recharges in well): —
OVA (list model and check type): Photovac MicroFID ☑ FID ☐ PID		

Disposition of Drill Cuttings [check method(s)]: ☐ Drum ☐ Spread ☑ Backfill ☐ Stockpile ☐ Other

(describe if other or multiple items are checked):

Borehole Completion (check one): ☐ Well ☐ Grout ☐ Bentonite ☑ Backfill ☐ Other (describe)

Sample Type	Sample Depth Interval (feet)	Sample Recovery (inches)	SPT Blows (per six inches)	Unfiltered OVA	Filtered OVA	Net OVA	Depth (feet)	Sample Description (include grain size based on USCS, odors, staining, and other remarks)	USCS Symbol	Moisture Content	Lab Soil and Groundwater Samples (list sample number and depth or temporary screen interval)
HA				<10	—	<10	1	Gr/Br fS	SP	D	
				<10	—	<10	2	Tn fS		M	
				<10	—	<10	3	Lt Tn FS		M	
				<10	—	<10	4	Gr SS fS	SP/SM	W	
							5				
							6				
							7				
							8				
							9				
							10				
							11				
							12				

Sample Type Codes: **PH** = Post Hole; **HA** = Hand Auger; **SS** = Split Spoon; **ST** = Shelby Tube; **DP** = Direct Push; **SC** = Sonic Core; **DC** = Drill Cuttings

Moisture Content Codes: **D** = Dry; **M** = Moist; **W** = Wet; **S** = Saturated

BORING LOG

Boring/Well Number: AT-1 & AT-2	Permit Number:	FDEP Facility Identification Number: —
Site Name: Former Bay Tank & Fabricating	Borehole Start Date: 3/13/14 End Date:	Borehole Start Time: ☐ AM ☐ PM End Time: ☐ AM ☐ PM
Environmental Contractor: SESI	Environmental Specialist: T. Wilson	Environmental Technician: A. McCann

Drilling Company: —	Pavement Thickness (inches): —	Borehole Diameter (inches): 3	Borehole Depth (feet): 4
Drilling Method(s): HA	Apparent Borehole DTW (in feet from soil moisture content): 2	Measured Well DTW (in feet after water recharges in well): —	OVA (list model and check type): Photovac MicroFID ☑ FID ☐ PID

Disposition of Drill Cuttings [check method(s)]: ☐ Drum ☐ Spread ☑ Backfill ☐ Stockpile ☐ Other

(describe if other or multiple items are checked):

Borehole Completion (check one): ☐ Well ☐ Grout ☐ Bentonite ☑ Backfill ☐ Other (describe)

Sample Type	Sample Depth Interval (feet)	Sample Recovery (inches)	SPT Blows (per six inches)	Unfiltered OVA	Filtered OVA	Net OVA	Depth (feet)	Sample Description (include grain size based on USCS, odors, staining, and other remarks)	USCS Symbol	Moisture Content	Lab Soil and Groundwater Samples (list sample number and depth or temporary screen interval)
HA				<10	—	<10	1	G-/S- FS	SP	D	
				<10	—	<10	2	Tn FS		D	
				<10	—	<10	3	G/Tn FS		M	
				<10	—	<10	4	Tn FS		W	
							5				
							6				
							7				
							8				
							9				
							10				
							11				
							12				

Sample Type Codes: **PH** = Post Hole; **HA** = Hand Auger; **SS** = Split Spoon; **ST** = Shelby Tube; **DP** = Direct Push; **SC** = Sonic Core; **DC** = Drill Cuttings

Moisture Content Codes: **D** = Dry; **M** = Moist; **W** = Wet; **S** = Saturated

BORING LOG

Boring/Well Number: BT-1	Permit Number: —	FDEP Facility Identification Number: —
Site Name: Former Bay Tank & Fabricating	Borehole Start Date: 3/13/14 End Date:	Borehole Start Time: ☐ AM ☐ PM End Time: ☐ AM ☐ PM
Environmental Contractor: SESI	Environmental Specialist: T. Wilson	Environmental Technician: A. McCann
Drilling Company: —	Pavement Thickness (inches): —	Borehole Diameter (inches): 3
Borehole Depth (feet): 4		
Drilling Method(s): HA	Apparent Borehole DTW (in feet from soil moisture content): 2	Measured Well DTW (in feet after water recharges in well): —
OVA (list model and check type): Photovac MicroFID ☑ FID ☐ PID		

Disposition of Drill Cuttings [check method(s)]: ☐ Drum ☐ Spread ☑ Backfill ☐ Stockpile ☐ Other

(describe if other or multiple items are checked):

Borehole Completion (check one): ☐ Well ☐ Grout ☐ Bentonite ☑ Backfill ☐ Other (describe)

Sample Type	Sample Depth Interval (feet)	Sample Recovery (inches)	SPT Blows (per six inches)	Unfiltered OVA	Filtered OVA	Net OVA	Depth (feet)	Sample Description (include grain size based on USCS, odors, staining, and other remarks)	USCS Symbol	Moisture Content	Lab Soil and Groundwater Samples (list sample number and depth or temporary screen interval)
HA				<10	—	<10	1	Tn fS	SP	D	Sample 0.5'-1.0'
				<10	—	<10	2	G SS fS	SP/SM	M	& 1.5'-2.0'
				<10	—	<10	3	SAA		W	
				<10	—	<10	4	SAA		W	
							5				
							6				
							7				
							8				
							9				
							10				
							11				
							12				

Sample Type Codes: **PH** = Post Hole; **HA** = Hand Auger; **SS** = Split Spoon; **ST** = Shelby Tube; **DP** = Direct Push; **SC** = Sonic Core; **DC** = Drill Cuttings

Moisture Content Codes: **D** = Dry; **M** = Moist; **W** = Wet; **S** = Saturated

BORING LOG

Boring/Well Number: BT-2	Permit Number: —	FDEP Facility Identification Number: —
Site Name: Former Bay Tank & Fabricating	Borehole Start Date: End Date: 3/13/14	Borehole Start Time: ☐ AM ☐ PM End Time: ☐ AM ☐ PM
Environmental Contractor: SESI	Environmental Specialist: T. Wilson	Environmental Technician: A. McCa
Drilling Company: —	Pavement Thickness (inches): —	Borehole Diameter (inches): 3
Borehole Depth (feet): 4		
Drilling Method(s): HA	Apparent Borehole DTW (in feet from soil moisture content): 2	Measured Well DTW (in feet after water recharges in well): —
OVA (list model and check type): Photovac MicroFID ☑ FID ☐ PID		

Disposition of Drill Cuttings [check method(s)]: ☐ Drum ☐ Spread ☑ Backfill ☐ Stockpile ☐ Other

(describe if other or multiple items are checked):

Borehole Completion (check one): ☐ Well ☐ Grout ☐ Bentonite ☑ Backfill ☐ Other (describe)

Sample Type	Sample Depth Interval (feet)	Sample Recovery (inches)	SPT Blows (per six inches)	Unfiltered OVA	Filtered OVA	Net OVA	Depth (feet)	Sample Description (include grain size based on USCS, odors, staining, and other remarks)	USCS Symbol	Moisture Content	Lab Soil and Groundwater Samples (list sample number and depth or temporary screen interval)
HA				<10	—	<10	1	Tn M 1.0 fS	SW	D	Sample 0.5'-1.0'
				<10	—	<10	2	Gr SS fS el odor	SP/SM	M	+ 1.5'-2.0'
				<10	—	<10	3	Tn SS fS "		W	
				<10	—	<10	4	Tn SC fS "	SP/SC	W	
							5				
							6				
							7				
							8				
							9				
							10				
							11				
							12				

Sample Type Codes: **PH** = Post Hole; **HA** = Hand Auger; **SS** = Split Spoon; **ST** = Shelby Tube; **DP** = Direct Push; **SC** = Sonic Core; **DC** = Drill Cuttings

Moisture Content Codes: **D** = Dry; **M** = Moist; **W** = Wet; **S** = Saturated

BORING LOG

Boring/Well Number: BT-3	Permit Number: —	FDEP Facility Identification Number: —
Site Name: Former Bay Tank & Fabricating	Borehole Start Date: 3/13/14 End Date:	Borehole Start Time: ☐ AM ☐ PM End Time: ☐ AM ☐ PM
Environmental Contractor: SESI	Environmental Specialist: T. Wilson	Environmental Technician: A. McCon
Drilling Company: —	Pavement Thickness (inches): —	Borehole Diameter (inches): 3
Borehole Depth (feet): 4		
Drilling Method(s): HA	Apparent Borehole DTW (in feet from soil moisture content): 2	Measured Well DTW (in feet after water recharges in well): —
OVA (list model and check type): Photovac MicroFID ☑ FID ☐ PID		

Disposition of Drill Cuttings [check method(s)]: ☐ Drum ☐ Spread ☑ Backfill ☐ Stockpile ☐ Other

(describe if other or multiple items are checked):

Borehole Completion (check one): ☐ Well ☐ Grout ☐ Bentonite ☑ Backfill ☐ Other (describe)

Sample Type	Sample Depth Interval (feet)	Sample Recovery (inches)	SPT Blows (per six inches)	Unfiltered OVA	Filtered OVA	Net OVA	Depth (feet)	Sample Description (include grain size based on USCS, odors, staining, and other remarks)	USCS Symbol	Moisture Content	Lab Soil and Groundwater Samples (list sample number and depth or temporary screen interval)
HA				<10	—	<10	1	Tn m f fs	SW	D	
				<10	—	<10	2	Dk G SS fs w/ org	SP/SM	M	
				<10	—	<10	3	Tn FS	SP	W	
				<10	—	<10	4	Tn SC fs	SP/SC	W	
							5				
							6				
							7				
							8				
							9				
							10				
							11				
							12				

Sample Type Codes: **PH** = Post Hole; **HA** = Hand Auger; **SS** = Split Spoon; **ST** = Shelby Tube; **DP** = Direct Push; **SC** = Sonic Core; **DC** = Drill Cuttings

Moisture Content Codes: **D** = Dry; **M** = Moist; **W** = Wet; **S** = Saturated

BORING LOG

Boring/Well Number: BT-4-7	Permit Number: —	FDEP Facility Identification Number: —
Site Name: Former Bay Tank & Fabricating	Borehole Start Date: End Date: 3/13/14	Borehole Start Time: ☐ AM ☐ PM End Time: ☐ AM ☐ PM
Environmental Contractor: SESI	Environmental Specialist: T. Wilson	Environmental Technician: A. McCa
Drilling Company: —	Pavement Thickness (inches): —	Borehole Diameter (inches): 3
Borehole Depth (feet): 8		
Drilling Method(s): HA	Apparent Borehole DTW (in feet from soil moisture content): 2	Measured Well DTW (in feet after water recharges in well): —
OVA (list model and check type): Photovac MicroFID ☑ FID ☐ PID		

Disposition of Drill Cuttings [check method(s)]: ☐ Drum ☐ Spread ☑ Backfill ☐ Stockpile ☐ Other

(describe if other or multiple items are checked):

Borehole Completion (check one): ☐ Well ☐ Grout ☐ Bentonite ☑ Backfill ☐ Other (describe)

Sample Type	Sample Depth Interval (feet)	Sample Recovery (inches)	SPT Blows (per six inches)	Unfiltered OVA	Filtered OVA	Net OVA	Depth (feet)	Sample Description (include grain size based on USCS, odors, staining, and other remarks)	USCS Symbol	Moisture Content	Lab Soil and Groundwater Samples (list sample number and depth or temporary screen interval)
HA				<10	—	<10	1	Tn m-f FS	SW	M	
				<10	—	<10	2	G- SS FS	SP/SM	M	
				<10	—	<10	3	Tn FS	SP	W	
							4				
							5				
							6				
							7				
							8				
							9				
							10				
							11				
							12				

Sample Type Codes: **PH** = Post Hole; **HA** = Hand Auger; **SS** = Split Spoon; **ST** = Shelby Tube; **DP** = Direct Push; **SC** = Sonic Core; **DC** = Drill Cuttings

Moisture Content Codes: **D** = Dry; **M** = Moist; **W** = Wet; **S** = Saturated

BORING LOG

Boring/Well Number: BT-8	Permit Number: —	FDEP Facility Identification Number: —
Site Name: Former Bay Tank & Fabricating	Borehole Start Date: 3/13/14 End Date:	Borehole Start Time: — ☐ AM ☐ PM End Time: ☐ AM ☐ PM
Environmental Contractor: SESI	Environmental Specialist: T. Wilson	Environmental Technician: A. McCa
Drilling Company: —	Pavement Thickness (inches): —	Borehole Diameter (inches): 3
Borehole Depth (feet): 3		
Drilling Method(s): HA	Apparent Borehole DTW (in feet from soil moisture content): 2	Measured Well DTW (in feet after water recharges in well):
OVA (list model and check type): Photovac MicroFID ☑ FID ☐ PID		

Disposition of Drill Cuttings [check method(s)]: ☐ Drum ☐ Spread ☑ Backfill ☐ Stockpile ☐ Other

(describe if other or multiple items are checked):

Borehole Completion (check one): ☐ Well ☐ Grout ☐ Bentonite ☑ Backfill ☐ Other (describe)

Sample Type	Sample Depth Interval (feet)	Sample Recovery (inches)	SPT Blows (per six inches)	Unfiltered OVA	Filtered OVA	Net OVA	Depth (feet)	Sample Description (include grain size based on USCS, odors, staining, and other remarks)	USCS Symbol	Moisture Content	Lab Soil and Groundwater Samples (list sample number and depth or temporary screen interval)
HA				<10	-	<10	1	Br SS m to FS	SW/SM	M	
				<10	-	<10	2	Gr SS FS (oily) odor	SP/SM	M	Lab sample full suite 1'-2'
				<10	-	<10	3	Tn FS w/CL (sl odor)	SP/SC	W	
							4				
							5				
							6				
							7				
							8				
							9				
							10				
							11				
							12				

Sample Type Codes: **PH** = Post Hole; **HA** = Hand Auger; **SS** = Split Spoon; **ST** = Shelby Tube; **DP** = Direct Push; **SC** = Sonic Core; **DC** = Drill Cuttings

Moisture Content Codes: **D** = Dry; **M** = Moist; **W** = Wet; **S** = Saturated

BORING LOG

Boring/Well Number: BT- 9	Permit Number: —	FDEP Facility Identification Number: —
Site Name: Former Bay Tank & Fabricating	Borehole Start Date: End Date: 3/13/14	Borehole Start Time: — ☐ AM ☐ PM End Time: ☐ AM ☐ PM
Environmental Contractor: SESI	Environmental Specialist: T. Wilson	Environmental Technician: A. McCann
Drilling Company: —	Pavement Thickness (inches): —	Borehole Diameter (inches): 3
Borehole Depth (feet): 3		
Drilling Method(s): HA	Apparent Borehole DTW (in feet from soil moisture content): 2	Measured Well DTW (in feet after water recharges in well): —
OVA (list model and check type): Photovac MicroFID ☑ FID ☐ PID		

Disposition of Drill Cuttings [check method(s)]: ☐ Drum ☐ Spread ☑ Backfill ☐ Stockpile ☐ Other

(describe if other or multiple items are checked):

Borehole Completion (check one): ☐ Well ☐ Grout ☐ Bentonite ☑ Backfill ☐ Other (describe)

Sample Type	Sample Depth Interval (feet)	Sample Recovery (inches)	SPT Blows (per six inches)	Unfiltered OVA	Filtered OVA	Net OVA	Depth (feet)	Sample Description (include grain size based on USCS, odors, staining, and other remarks)	USCS Symbol	Moisture Content	Lab Soil and Groundwater Samples (list sample number and depth or temporary screen interval)
HA				<10	-	<10	1	Tr mt. fs sl odo.	SW	D	
				<10	-	<10	2	G ss fs	SP/SM	M	Lab sample 1'-2' TRPH & RCRA
				<10	-	<10	3	SAA		W	
							4				
							5				
							6				
							7				
							8				
							9				
							10				
							11				
							12				

Sample Type Codes: **PH** = Post Hole; **HA** = Hand Auger; **SS** = Split Spoon; **ST** = Shelby Tube; **DP** = Direct Push; **SC** = Sonic Core; **DC** = Drill Cuttings

Moisture Content Codes: **D** = Dry; **M** = Moist; **W** = Wet; **S** = Saturated

BORING LOG

Boring/Well Number: BT - 10	Permit Number: —	FDEP Facility Identification Number: —
Site Name: Former Bay Tank & Fabricating	Borehole Start Date: 3/13/14 End Date:	Borehole Start Time: ☐ AM ☐ PM End Time: ☐ AM ☐ PM
Environmental Contractor: SESI	Environmental Specialist: T. Wilson	Environmental Technician: A. McCann
Drilling Company: —	Pavement Thickness (inches): —	Borehole Diameter (inches): 3
Borehole Depth (feet): 3		
Drilling Method(s): HA	Apparent Borehole DTW (in feet from soil moisture content): 2	Measured Well DTW (in feet after water recharges in well): —
OVA (list model and check type): Photovac MicroFID ☑ FID ☐ PID		

Disposition of Drill Cuttings [check method(s)]: ☐ Drum ☐ Spread ☑ Backfill ☐ Stockpile ☐ Other

(describe if other or multiple items are checked):

Borehole Completion (check one): ☐ Well ☐ Grout ☐ Bentonite ☑ Backfill ☐ Other (describe)

Sample Type	Sample Depth Interval (feet)	Sample Recovery (inches)	SPT Blows (per six inches)	Unfiltered OVA	Filtered OVA	Net OVA	Depth (feet)	Sample Description (include grain size based on USCS, odors, staining, and other remarks)	USCS Symbol	Moisture Content	Lab Soil and Groundwater Samples (list sample number and depth or temporary screen interval)
HA				<10	-	<10	1	Sandblast media @ surface & metal Tn m to fs	SW	D	Sample 0.5'-1.0'
				<10	-	<10	2	G SS fs	SP/SM	M	
				<10	-	<10	3	SAA		W	
							4				
							5				
							6				
							7				
							8				
							9				
							10				
							11				
							12				

Sample Type Codes: **PH** = Post Hole; **HA** = Hand Auger; **SS** = Split Spoon; **ST** = Shelby Tube; **DP** = Direct Push; **SC** = Sonic Core; **DC** = Drill Cuttings

Moisture Content Codes: **D** = Dry; **M** = Moist; **W** = Wet; **S** = Saturated

BORING LOG

Boring/Well Number: BT-11	Permit Number: —	FDEP Facility Identification Number: —
Site Name: Former Bay Tank & Fabricating	Borehole Start Date: End Date: 3/13/14	Borehole Start Time: ☐ AM ☐ PM End Time: ☐ AM ☐ PM
Environmental Contractor: SESI	Environmental Specialist: T. Wilson	Environmental Technician: A. McCo

Drilling Company: —	Pavement Thickness (inches): —	Borehole Diameter (inches): 3	Borehole Depth (feet): 2
Drilling Method(s): HA	Apparent Borehole DTW (in feet from soil moisture content): 1	Measured Well DTW (in feet after water recharges in well): —	OVA (list model and check type): Photovac MicroFID ☑ FID ☐ PID

Disposition of Drill Cuttings [check method(s)]: ☐ Drum ☐ Spread ☑ Backfill ☐ Stockpile ☐ Other

(describe if other or multiple items are checked):

Borehole Completion (check one): ☐ Well ☐ Grout ☐ Bentonite ☑ Backfill ☐ Other (describe)

Sample Type	Sample Depth Interval (feet)	Sample Recovery (inches)	SPT Blows (per six inches)	Unfiltered OVA	Filtered OVA	Net OVA	Depth (feet)	Sample Description (include grain size based on USCS, odors, staining, and other remarks)	USCS Symbol	Moisture Content	Lab Soil and Groundwater Samples (list sample number and depth or temporary screen interval)
HA				<10	—	<10	1	Gr/sr SS fs	SP/SM	M	
				<10	—	<10	2	Gr SS fs		S	
							3				
							4				
							5				
							6				
							7				
							8				
							9				
							10				
							11				
							12				

Sample Type Codes: **PH** = Post Hole; **HA** = Hand Auger; **SS** = Split Spoon; **ST** = Shelby Tube; **DP** = Direct Push; **SC** = Sonic Core; **DC** = Drill Cuttings

Moisture Content Codes: **D** = Dry; **M** = Moist; **W** = Wet; **S** = Saturated

BORING LOG

Boring/Well Number: BT-12	Permit Number: —	FDEP Facility Identification Number: —
Site Name: Former Bay Tank & Fabricating	Borehole Start Date: End Date: 3/13/14	Borehole Start Time: ☐ AM ☐ PM End Time: ☐ AM ☐ PM
Environmental Contractor: SESI	Environmental Specialist: T. Wilson	Environmental Technician: A. McCam
Drilling Company: —	Pavement Thickness (inches): —	Borehole Diameter (inches): 3
Borehole Depth (feet): 3		
Drilling Method(s): HA	Apparent Borehole DTW (in feet from soil moisture content): 2	Measured Well DTW (in feet after water recharges in well): —
OVA (list model and check type): Photovac MicroFID ☑ FID ☐ PID		

Disposition of Drill Cuttings [check method(s)]: ☐ Drum ☐ Spread ☑ Backfill ☐ Stockpile ☐ Other

(describe if other or multiple items are checked):

Borehole Completion (check one): ☐ Well ☐ Grout ☐ Bentonite ☑ Backfill ☐ Other (describe)

Sample Type	Sample Depth Interval (feet)	Sample Recovery (inches)	SPT Blows (per six inches)	Unfiltered OVA	Filtered OVA	Net OVA	Depth (feet)	Sample Description (include grain size based on USCS, odors, staining, and other remarks)	USCS Symbol	Moisture Content	Lab Soil and Groundwater Samples (list sample number and depth or temporary screen interval)
HA				<10	—	<10	1	Tan FS	SP	D	
								SPA		M	
				<10		<10	2				
				<10		<10	3	R SS FS	SP/SM	W	
							4				
							5				
							6				
							7				
							8				
							9				
							10				
							11				
							12				

Sample Type Codes: **PH** = Post Hole; **HA** = Hand Auger; **SS** = Split Spoon; **ST** = Shelby Tube; **DP** = Direct Push; **SC** = Sonic Core; **DC** = Drill Cuttings

Moisture Content Codes: **D** = Dry; **M** = Moist; **W** = Wet; **S** = Saturated

BORING LOG

Boring/Well Number: BT-13	Permit Number: —	FDEP Facility Identification Number: —
Site Name: Former Bay Tank & Fabricating	Borehole Start Date: End Date: 3/17/14	Borehole Start Time: ☐ AM ☐ PM End Time: ☐ AM ☐ PM
Environmental Contractor: SESI	Environmental Specialist: T. Wilson	Environmental Technician: A. McCam

Drilling Company: —	Pavement Thickness (inches): —	Borehole Diameter (inches): 3	Borehole Depth (feet):
Drilling Method(s): HA	Apparent Borehole DTW (in feet from soil moisture content): 2	Measured Well DTW (in feet after water recharges in well): —	OVA (list model and check type): Photovac MicroFID ☑ FID ☐ PID

Disposition of Drill Cuttings [check method(s)]: ☐ Drum ☐ Spread ☑ Backfill ☐ Stockpile ☐ Other

(describe if other or multiple items are checked):

Borehole Completion (check one): ☐ Well ☐ Grout ☐ Bentonite ☑ Backfill ☐ Other (describe)

Sample Type	Sample Depth Interval (feet)	Sample Recovery (inches)	SPT Blows (per six inches)	Unfiltered OVA	Filtered OVA	Net OVA	Depth (feet)	Sample Description (include grain size based on USCS, odors, staining, and other remarks)	USCS Symbol	Moisture Content	Lab Soil and Groundwater Samples (list sample number and depth or temporary screen interval)
HA				<1	-	<1	1	Tn Mt. SS	SW	D	
				<1		<1	2	Br SS GS	SP/SM	M	
				<1		<1	3	SAA		W	
							4				
							5				
							6				
							7				
							8				
							9				
							10				
							11				
							12				

Sample Type Codes: **PH** = Post Hole; **HA** = Hand Auger; **SS** = Split Spoon; **ST** = Shelby Tube; **DP** = Direct Push; **SC** = Sonic Core; **DC** = Drill Cuttings

Moisture Content Codes: **D** = Dry; **M** = Moist; **W** = Wet; **S** = Saturated

BORING LOG

Boring/Well Number: BT-14	Permit Number: —	FDEP Facility Identification Number: —
Site Name: Former Bay Tank & Fabricating	Borehole Start Date: End Date: 3/13/14	Borehole Start Time: ☐ AM ☐ PM End Time: ☐ AM ☐ PM
Environmental Contractor: SESI	Environmental Specialist: T. Wilson	Environmental Technician: A. McCann
Drilling Company: —	Pavement Thickness (inches): —	Borehole Diameter (inches): 3
Borehole Depth (feet): 4		
Drilling Method(s): HA	Apparent Borehole DTW (in feet from soil moisture content): 3	Measured Well DTW (in feet after water recharges in well):
OVA (list model and check type): Photovac MicroFID ☑ FID ☐ PID		

Disposition of Drill Cuttings [check method(s)]: ☐ Drum ☐ Spread ☑ Backfill ☐ Stockpile ☐ Other

(describe if other or multiple items are checked):

Borehole Completion (check one): ☐ Well ☐ Grout ☐ Bentonite ☑ Backfill ☐ Other (describe)

Sample Type	Sample Depth Interval (feet)	Sample Recovery (inches)	SPT Blows (per six inches)	Unfiltered OVA <10	Filtered OVA –	Net OVA <10	Depth (feet)	Sample Description (include grain size based on USCS, odors, staining, and other remarks)	USCS Symbol	Moisture Content	Lab Soil and Groundwater Samples (list sample number and depth or temporary screen interval)
							1	Tan m f s	SW		
HA				190.4	98.3	92.1	2	G ss f s oily odor	SP/SM	D	Lab sample 1'-2' 1605 full suite
				154	87.8	68.6	3	SM A		M	
				429.7	260.3	169.4	4	SM A		W	
							4				
							5				
							6				
							7				
							8				
							9				
							10				
							11				
							12				

Sample Type Codes: **PH** = Post Hole; **HA** = Hand Auger; **SS** = Split Spoon; **ST** = Shelby Tube; **DP** = Direct Push; **SC** = Sonic Core; **DC** = Drill Cuttings

Moisture Content Codes: **D** = Dry; **M** = Moist; **W** = Wet; **S** = Saturated

BORING LOG

Boring/Well Number: BT-15	Permit Number: —	FDEP Facility Identification Number: —
Site Name: Former Bay Tank & Fabricating	Borehole Start Date: End Date: 3/13/14	Borehole Start Time: ☐ AM ☐ PM End Time: ☐ AM ☐ PM
Environmental Contractor: SESI	Environmental Specialist: T. Wilson	Environmental Technician: A. McCann
Drilling Company: —	Pavement Thickness (inches): —	Borehole Diameter (inches): 3
Borehole Depth (feet): 4		
Drilling Method(s): HA	Apparent Borehole DTW (in feet from soil moisture content): 3	Measured Well DTW (in feet after water recharges in well): —
OVA (list model and check type): Photovac MicroFID ☑ FID ☐ PID		

Disposition of Drill Cuttings [check method(s)]: ☐ Drum ☐ Spread ☑ Backfill ☐ Stockpile ☐ Other

(describe if other or multiple items are checked):

Borehole Completion (check one): ☐ Well ☐ Grout ☐ Bentonite ☑ Backfill ☐ Other (describe)

Sample Type	Sample Depth Interval (feet)	Sample Recovery (inches)	SPT Blows (per six inches)	Unfiltered OVA	Filtered OVA	Net OVA	Depth (feet)	Sample Description (include grain size based on USCS, odors, staining, and other remarks)	USCS Symbol	Moisture Content	Lab Soil and Groundwater Samples (list sample number and depth or temporary screen interval)
HA				52.6	23.1	29.5	1	~~[illegible]~~ P G. fr MHS	SW	D	
				122.9	40.9	82.6	2	G SC FS	SP/SC	M	
				216.2	92.1	124.1	3	SAA		M	
				316.1	101.1	215.0	4	G SS FS	SP/SC	W	
							5				
							6				
							7				
							8				
							9				
							10				
							11				
							12				

Sample Type Codes: **PH** = Post Hole; **HA** = Hand Auger; **SS** = Split Spoon; **ST** = Shelby Tube; **DP** = Direct Push; **SC** = Sonic Core; **DC** = Drill Cuttings

Moisture Content Codes: **D** = Dry; **M** = Moist; **W** = Wet; **S** = Saturated

BORING LOG

Boring/Well Number: BT-16	Permit Number: —	FDEP Facility Identification Number: —
Site Name: Former Bay Tank & Fabricating	Borehole Start Date: 3/13/14 End Date:	Borehole Start Time: ☐ AM ☐ PM End Time: ☐ AM ☐ PM
Environmental Contractor: SESI	Environmental Specialist: T. Wilson	Environmental Technician: A. McCann
Drilling Company: —	Pavement Thickness (inches): —	Borehole Diameter (inches): 3
Borehole Depth (feet): 4		
Drilling Method(s): HA	Apparent Borehole DTW (in feet from soil moisture content): 2	Measured Well DTW (in feet after water recharges in well): —
OVA (list model and check type): Photovac MicroFID ☑ FID ☐ PID		

Disposition of Drill Cuttings [check method(s)]: ☐ Drum ☐ Spread ☑ Backfill ☐ Stockpile ☐ Other

(describe if other or multiple items are checked):

Borehole Completion (check one): ☐ Well ☐ Grout ☐ Bentonite ☑ Backfill ☐ Other (describe)

Sample Type	Sample Depth Interval (feet)	Sample Recovery (inches)	SPT Blows (per six inches)	Unfiltered OVA	Filtered OVA	Net OVA	Depth (feet)	Sample Description (include grain size based on USCS, odors, staining, and other remarks)	USCS Symbol	Moisture Content	Lab Soil and Groundwater Samples (list sample number and depth or temporary screen interval)
HA				64.2	15.9	48.3	1	Cr SC ss oily odor	SP/SC	D	
				681.7	264.9	416.8	2	SA A strong odor		M	Lab sample 1550 full suite
							3	Refusal			
							4				
							5				
							6				
							7				
							8				
							9				
							10				
							11				
							12				

Sample Type Codes: **PH** = Post Hole; **HA** = Hand Auger; **SS** = Split Spoon; **ST** = Shelby Tube; **DP** = Direct Push; **SC** = Sonic Core; **DC** = Drill Cuttings

Moisture Content Codes: **D** = Dry; **M** = Moist; **W** = Wet; **S** = Saturated

BORING LOG

Boring/Well Number: BT-17	Permit Number:	FDEP Facility Identification Number: —
Site Name: Former Bay Tank & Fabricating	Borehole Start Date: End Date: 3/13/14	Borehole Start Time: ☐ AM ☐ PM End Time: ☐ AM ☐ PM
Environmental Contractor: SESI	Environmental Specialist: T. Wilson	Environmental Technician: A. McCa[illegible]
Drilling Company: —	Pavement Thickness (inches): —	Borehole Diameter (inches): 3
Borehole Depth (feet): 3		
Drilling Method(s): HA	Apparent Borehole DTW (in feet from soil moisture content): 2	Measured Well DTW (in feet after water recharges in well): —
OVA (list model and check type): Photovac MicroFID ☑ FID ☐ PID		

Disposition of Drill Cuttings [check method(s)]: ☐ Drum ☐ Spread ☑ Backfill ☐ Stockpile ☐ Other

(describe if other or multiple items are checked):

Borehole Completion (check one): ☐ Well ☐ Grout ☐ Bentonite ☑ Backfill ☐ Other (describe)

Sample Type	Sample Depth Interval (feet)	Sample Recovery (inches)	SPT Blows (per six inches)	Unfiltered OVA	Filtered OVA	Net OVA	Depth (feet)	Sample Description (include grain size based on USCS, odors, staining, and other remarks)	USCS Symbol	Moisture Content	Lab Soil and Groundwater Samples (list sample number and depth or temporary screen interval)
HA				<10	-	<10	1	Gr/Fa M+. OS	SW	M	Lab Sample 0.5'-1.0' 1620 RCRA Metals
				<10	-	<10	2	SAA		M	
				<10	-	<10	3	SAA		W	
							4				
							5				
							6				
							7				
							8				
							9				
							10				
							11				
							12				

Sample Type Codes: **PH** = Post Hole; **HA** = Hand Auger; **SS** = Split Spoon; **ST** = Shelby Tube; **DP** = Direct Push; **SC** = Sonic Core; **DC** = Drill Cuttings

Moisture Content Codes: **D** = Dry; **M** = Moist; **W** = Wet; **S** = Saturated

BORING LOG

Boring/Well Number: BT-18	Permit Number: --	FDEP Facility Identification Number: --
Site Name: Former Bay Tank & Fabricating	Borehole Start Date: End Date: 3/12/14	Borehole Start Time: ☐ AM ☐ PM End Time: ☐ AM ☐ PM
Environmental Contractor: SESI	Environmental Specialist: T. Wilson	Environmental Technician: A. McCann

Drilling Company: --	Pavement Thickness (inches): --	Borehole Diameter (inches): 3	Borehole Depth (feet): 3
Drilling Method(s): HA	Apparent Borehole DTW (in feet from soil moisture content): 2	Measured Well DTW (in feet after water recharges in well): -	OVA (list model and check type): Photovac MicroFID ☑ FID ☐ PID

Disposition of Drill Cuttings [check method(s)]: ☐ Drum ☐ Spread ☑ Backfill ☐ Stockpile ☐ Other

(describe if other or multiple items are checked):

Borehole Completion (check one): ☐ Well ☐ Grout ☐ Bentonite ☑ Backfill ☐ Other (describe)

Sample Type	Sample Depth Interval (feet)	Sample Recovery (inches)	SPT Blows (per six inches)	Unfiltered OVA	Filtered OVA	Net OVA	Depth (feet)	Sample Description (include grain size based on USCS, odors, staining, and other remarks)	USCS Symbol	Moisture Content	Lab Soil and Groundwater Samples (list sample number and depth or temporary screen interval)
HA				<10	–	<10	1	Gr/Tn M F. FI	SW	D M	Sample 0.5'-1.0'
				<10	–	<10	2	SAA			
				<10	–	<10	3	Gr/Br SC FI	SP/SC	W	
							4				
							5				
							6				
							7				
							8				
							9				
							10				
							11				
							12				

Sample Type Codes: **PH** = Post Hole; **HA** = Hand Auger; **SS** = Split Spoon; **ST** = Shelby Tube; **DP** = Direct Push; **SC** = Sonic Core; **DC** = Drill Cuttings

Moisture Content Codes: **D** = Dry; **M** = Moist; **W** = Wet; **S** = Saturated

BORING LOG

Boring/Well Number: BT-19	Permit Number: --	FDEP Facility Identification Number: --
Site Name: Former Bay Tank & Fabricating	Borehole Start Date: End Date: 3/13/14	Borehole Start Time: ☐ AM ☐ PM End Time: ☐ AM ☐ PM
Environmental Contractor: SESI	Environmental Specialist: T. Wilson	Environmental Technician: A. McCann

Drilling Company: --	Pavement Thickness (inches): --	Borehole Diameter (inches): 3	Borehole Depth (feet): 3
Drilling Method(s): HA	Apparent Borehole DTW (in feet from soil moisture content): 2	Measured Well DTW (in feet after water recharges in well): -	OVA (list model and check type): Photovac MicroFID ☑ FID ☐ PID

Disposition of Drill Cuttings [check method(s)]: ☐ Drum ☐ Spread ☑ Backfill ☐ Stockpile ☐ Other

(describe if other or multiple items are checked):

Borehole Completion (check one): ☐ Well ☐ Grout ☐ Bentonite ☑ Backfill ☐ Other (describe)

Sample Type	Sample Depth Interval (feet)	Sample Recovery (inches)	SPT Blows (per six inches)	Unfiltered OVA	Filtered OVA	Net OVA	Depth (feet)	Sample Description (include grain size based on USCS, odors, staining, and other remarks)	USCS Symbol	Moisture Content	Lab Soil and Groundwater Samples (list sample number and depth or temporary screen interval)
HA				<10	–	<10	1	G/Tn M to as	SW	D	Sample 1'-2'
				<10	–	<10	2	SAA		M	
				<10	–	<10	3	G SC as	SP/SC	W	
							4				
							5				
							6				
							7				
							8				
							9				
							10				
							11				
							12				

Sample Type Codes: **PH** = Post Hole; **HA** = Hand Auger; **SS** = Split Spoon; **ST** = Shelby Tube; **DP** = Direct Push; **SC** = Sonic Core; **DC** = Drill Cuttings

Moisture Content Codes: **D** = Dry; **M** = Moist; **W** = Wet; **S** = Saturated

BORING LOG

Boring/Well Number: BT-20	Permit Number:	FDEP Facility Identification Number: —
Site Name: Former Bay Tank & Fabricating	Borehole Start Date: 3/13/14 End Date:	Borehole Start Time: ☐ AM ☐ PM End Time: ☐ AM ☐ PM
Environmental Contractor: SESI	Environmental Specialist: T. Wilson	Environmental Technician: A. McCann

Drilling Company: —	Pavement Thickness (inches): —	Borehole Diameter (inches): 3	Borehole Depth (feet): 4
Drilling Method(s): HA	Apparent Borehole DTW (in feet from soil moisture content): 3'	Measured Well DTW (in feet after water recharges in well): —	OVA (list model and check type): Photovac MicroFID ☑ FID ☐ PID

Disposition of Drill Cuttings [check method(s)]: ☐ Drum ☐ Spread ☑ Backfill ☐ Stockpile ☐ Other

(describe if other or multiple items are checked):

Borehole Completion (check one): ☐ Well ☐ Grout ☐ Bentonite ☑ Backfill ☐ Other (describe)

Sample Type	Sample Depth Interval (feet)	Sample Recovery (inches)	SPT Blows (per six inches)	Unfiltered OVA	Filtered OVA	Net OVA	Depth (feet)	Sample Description (include grain size based on USCS, odors, staining, and other remarks)	USCS Symbol	Moisture Content	Lab Soil and Groundwater Samples (list sample number and depth or temporary screen interval)
								Mounded sand ≈ 1'			
HA				<10		<10	1	Tn Mb. ts (sandblast media)		D	Lab sample 0.5'-1' RCRA metals
							2	SAA		M	
							3	SAA		M	
							4	Dark Gr SS ts		W	
							5				
							6				
							7				
							8				
							9				
							10				
							11				
							12				

Sample Type Codes: **PH** = Post Hole; **HA** = Hand Auger; **SS** = Split Spoon; **ST** = Shelby Tube; **DP** = Direct Push; **SC** = Sonic Core; **DC** = Drill Cuttings

Moisture Content Codes: **D** = Dry; **M** = Moist; **W** = Wet; **S** = Saturated

BORING LOG

Boring/Well Number: BT-21	Permit Number: --	FDEP Facility Identification Number: --
Site Name: Former Bay Tank & Fabricating	Borehole Start Date: End Date: 3/13/14	Borehole Start Time: ☐ AM ☐ PM End Time: ☐ AM ☐ PM
Environmental Contractor: SESI	Environmental Specialist: T. Wilson	Environmental Technician: A. McCann

Drilling Company: --	Pavement Thickness (inches): --	Borehole Diameter (inches): 3	Borehole Depth (feet): 4
Drilling Method(s): HA	Apparent Borehole DTW (in feet from soil moisture content): 3	Measured Well DTW (in feet after water recharges in well): -	OVA (list model and check type): Photovac MicroFID ☑ FID ☐ PID

Disposition of Drill Cuttings [check method(s)]: ☐ Drum ☐ Spread ☑ Backfill ☐ Stockpile ☐ Other

(describe if other or multiple items are checked):

Borehole Completion (check one): ☐ Well ☐ Grout ☐ Bentonite ☑ Backfill ☐ Other (describe)

Sample Type	Sample Depth Interval (feet)	Sample Recovery (inches)	SPT Blows (per six inches)	Unfiltered OVA	Filtered OVA	Net OVA	Depth (feet)	Sample Description (include grain size based on USCS, odors, staining, and other remarks)	USCS Symbol	Moisture Content	Lab Soil and Groundwater Samples (list sample number and depth or temporary screen interval)
HA				<10	–	<10	1	Tn M t. FS	SW	D	Sample 0.5'-1.0'
				<10	–	<10	2	SAA		D	
				<10	–	<10	3	SAA		M	
				<10	–	<10	4	SAA		M	
							5				
							6				
							7				
							8				
							9				
							10				
							11				
							12				

Sample Type Codes: **PH** = Post Hole; **HA** = Hand Auger; **SS** = Split Spoon; **ST** = Shelby Tube; **DP** = Direct Push; **SC** = Sonic Core; **DC** = Drill Cuttings

Moisture Content Codes: **D** = Dry; **M** = Moist; **W** = Wet; **S** = Saturated

BORING LOG

Boring/Well Number: BT-22	Permit Number: --	FDEP Facility Identification Number: --
Site Name: Former Bay Tank & Fabricating	Borehole Start Date: End Date: 3/13/14	Borehole Start Time: ☐ AM ☐ PM End Time: ☐ AM ☐ PM
Environmental Contractor: SESI	Environmental Specialist: T. Wilson	Environmental Technician: A. McCann

Drilling Company: --	Pavement Thickness (inches): --	Borehole Diameter (inches): 3	Borehole Depth (feet): 3
Drilling Method(s): HA	Apparent Borehole DTW (in feet from soil moisture content): 2	Measured Well DTW (in feet after water recharges in well): -	OVA (list model and check type): Photovac MicroFID ☑ FID ☐ PID

Disposition of Drill Cuttings [check method(s)]: ☐ Drum ☐ Spread ☑ Backfill ☐ Stockpile ☐ Other

(describe if other or multiple items are checked):

Borehole Completion (check one): ☐ Well ☐ Grout ☐ Bentonite ☑ Backfill ☐ Other (describe)

Sample Type	Sample Depth Interval (feet)	Sample Recovery (inches)	SPT Blows (per six inches)	Unfiltered OVA	Filtered OVA	Net OVA	Depth (feet)	Sample Description (include grain size based on USCS, odors, staining, and other remarks)	USCS Symbol	Moisture Content	Lab Soil and Groundwater Samples (list sample number and depth or temporary screen interval)
HA				<10	–	<10	1	Top Fill	SP	D	Sample 0.5'-1.0'
				<10	–	<10	2	SAA		M	
				<10	–	<10	3	SAA		W	
							4				
							5				
							6				
							7				
							8				
							9				
							10				
							11				
							12				

Sample Type Codes: **PH** = Post Hole; **HA** = Hand Auger; **SS** = Split Spoon; **ST** = Shelby Tube; **DP** = Direct Push; **SC** = Sonic Core; **DC** = Drill Cuttings

Moisture Content Codes: **D** = Dry; **M** = Moist; **W** = Wet; **S** = Saturated

BORING LOG

Boring/Well Number: BT-1	Permit Number: —	FDEP Facility Identification Number: —
Site Name: Former Bay Tank & Fabricating	Borehole Start Date: 3/13/14 End Date:	Borehole Start Time: ☐ AM ☐ PM End Time: ☐ AM ☐ PM
Environmental Contractor: SESI	Environmental Specialist: T. Willis	Environmental Technician: A. McCann
Drilling Company: —	Pavement Thickness (inches): —	Borehole Diameter (inches): 3
Borehole Depth (feet): 3		
Drilling Method(s): HA	Apparent Borehole DTW (in feet from soil moisture content): 1.5	Measured Well DTW (in feet after water recharges in well): —
OVA (list model and check type): Photovac MicroFID ☑ FID ☐ PID		

Disposition of Drill Cuttings [check method(s)]: ☐ Drum ☐ Spread ☑ Backfill ☐ Stockpile ☐ Other

(describe if other or multiple items are checked):

Borehole Completion (check one): ☐ Well ☐ Grout ☐ Bentonite ☑ Backfill ☐ Other (describe)

Sample Type	Sample Depth Interval (feet)	Sample Recovery (inches)	SPT Blows (per six inches)	Unfiltered OVA	Filtered OVA	Net OVA	Depth (feet)	Sample Description (include grain size based on USCS, odors, staining, and other remarks)	USCS Symbol	Moisture Content	Lab Soil and Groundwater Samples (list sample number and depth or temporary screen interval)
HA				105.3	0	105.3	1	Br fs diesel stained St. odor	SP	M	Lab sample 0-1'
				16.4	0	16.4	2	SAA		M	1815
				25.1	0	25.1	3	Tn fr		W	Full suite
							4				
							5				
							6				
							7				
							8				
							9				
							10				
							11				
							12				

Sample Type Codes: **PH** = Post Hole; **HA** = Hand Auger; **SS** = Split Spoon; **ST** = Shelby Tube; **DP** = Direct Push; **SC** = Sonic Core; **DC** = Drill Cuttings

Moisture Content Codes: **D** = Dry; **M** = Moist; **W** = Wet; **S** = Saturated

BORING LOG

Boring/Well Number: DT-2	Permit Number: --	FDEP Facility Identification Number: --
Site Name: Former Bay Tank & Fabricating	Borehole Start Date: End Date: 3/13/14	Borehole Start Time: ☐ AM ☐ PM End Time: ☐ AM ☐ PM
Environmental Contractor: SESI	Environmental Specialist: T. Wilson	Environmental Technician: A. McCann

Drilling Company: --	Pavement Thickness (inches): --	Borehole Diameter (inches): 3	Borehole Depth (feet): 3
Drilling Method(s): HA	Apparent Borehole DTW (in feet from soil moisture content): 1.5	Measured Well DTW (in feet after water recharges in well): -	OVA (list model and check type): Photovac MicroFID ☑ FID ☐ PID

Disposition of Drill Cuttings [check method(s)]: ☐ Drum ☐ Spread ☑ Backfill ☐ Stockpile ☐ Other

(describe if other or multiple items are checked):

Borehole Completion (check one): ☐ Well ☐ Grout ☐ Bentonite ☑ Backfill ☐ Other (describe)

Sample Type	Sample Depth Interval (feet)	Sample Recovery (inches)	SPT Blows (per six inches)	Unfiltered OVA	Filtered OVA	Net OVA	Depth (feet)	Sample Description (include grain size based on USCS, odors, staining, and other remarks)	USCS Symbol	Moisture Content	Lab Soil and Groundwater Samples (list sample number and depth or temporary screen interval)
HA				<10	–	<10	1	Br fl	SP	D	Sample 0-1'
				<10	–	<10	2	SAA		M	
				<10	–	<10	3	Tn fl		W	
							4				
							5				
							6				
							7				
							8				
							9				
							10				
							11				
							12				

Sample Type Codes: **PH** = Post Hole; **HA** = Hand Auger; **SS** = Split Spoon; **ST** = Shelby Tube; **DP** = Direct Push; **SC** = Sonic Core; **DC** = Drill Cuttings

Moisture Content Codes: **D** = Dry; **M** = Moist; **W** = Wet; **S** = Saturated

BORING LOG

Boring/Well Number: BT-23	Permit Number: --	FDEP Facility Identification Number: --
Site Name: Former Bay Tank & Fabricating	Borehole Start Date: 4/3/14 End Date:	Borehole Start Time: ☐ AM ☐ PM End Time: ☐ AM ☐ PM
Environmental Contractor: SESI	Environmental Specialist: T. Wilson	Environmental Technician: A. McCann

Drilling Company: --	Pavement Thickness (inches): --	Borehole Diameter (inches): 3	Borehole Depth (feet): 3
Drilling Method(s): HA	Apparent Borehole DTW (in feet from soil moisture content): 2.5	Measured Well DTW (in feet after water recharges in well): -	OVA (list model and check type): MiniRAE 3000 ☐ FID ☑ PID

Disposition of Drill Cuttings [check method(s)]: ☐ Drum ☐ Spread ☑ Backfill ☐ Stockpile ☐ Other

(describe if other or multiple items are checked):

Borehole Completion (check one): ☐ Well ☐ Grout ☐ Bentonite ☑ Backfill ☐ Other (describe)

Sample Type	Sample Depth Interval (feet)	Sample Recovery (inches)	SPT Blows (per six inches)	Unfiltered OVA	Filtered OVA	Net OVA	Depth (feet)	Sample Description (include grain size based on USCS, odors, staining, and other remarks)	USCS Symbol	Moisture Content	Lab Soil and Groundwater Samples (list sample number and depth or temporary screen interval)
HA						<10	1	Tan/Gr M to f	D		Sample 0.5'-1.0' & 2.0'-2.5'
						<10	2	Gr SS f	M		
						<10	3	SAA	M		
							4				
							5				
							6				
							7				
							8				
							9				
							10				
							11				
							12				

Sample Type Codes: **PH** = Post Hole; **HA** = Hand Auger; **SS** = Split Spoon; **ST** = Shelby Tube; **DP** = Direct Push; **SC** = Sonic Core; **DC** = Drill Cuttings

Moisture Content Codes: **D** = Dry; **M** = Moist; **W** = Wet; **S** = Saturated

BORING LOG

Boring/Well Number: BT-24	Permit Number: --	FDEP Facility Identification Number: --
Site Name: Former Bay Tank & Fabricating	Borehole Start Date: 4/3/14 End Date:	Borehole Start Time: ☐ AM ☐ PM End Time: ☐ AM ☐ PM
Environmental Contractor: SESI	Environmental Specialist: T. Wilson	Environmental Technician: A. McCann

Drilling Company: --	Pavement Thickness (inches): --	Borehole Diameter (inches): 3	Borehole Depth (feet): 3
Drilling Method(s): HA	Apparent Borehole DTW (in feet from soil moisture content): 2.5	Measured Well DTW (in feet after water recharges in well): -	OVA (list model and check type): MiniRAE 3000 ☐ FID ☑ PID

Disposition of Drill Cuttings [check method(s)]: ☐ Drum ☐ Spread ☑ Backfill ☐ Stockpile ☐ Other

(describe if other or multiple items are checked):

Borehole Completion (check one): ☐ Well ☐ Grout ☐ Bentonite ☑ Backfill ☐ Other (describe)

Sample Type	Sample Depth Interval (feet)	Sample Recovery (inches)	SPT Blows (per six inches)	Unfiltered OVA	Filtered OVA	Net OVA	Depth (feet)	Sample Description (include grain size based on USCS, odors, staining, and other remarks)	USCS Symbol	Moisture Content	Lab Soil and Groundwater Samples (list sample number and depth or temporary screen interval)
HA						<10	1	Tan m to f	SW	D	Sample 0.5'-1.0' + 2.0'-2.5'
						<10	2	SAA		M	
						<10	3	G SS f	SP/SM	M	
							4				
							5				
							6				
							7				
							8				
							9				
							10				
							11				
							12				

Sample Type Codes: **PH** = Post Hole; **HA** = Hand Auger; **SS** = Split Spoon; **ST** = Shelby Tube; **DP** = Direct Push; **SC** = Sonic Core; **DC** = Drill Cuttings

Moisture Content Codes: **D** = Dry; **M** = Moist; **W** = Wet; **S** = Saturated

BORING LOG

Boring/Well Number: BT-25	Permit Number: --	FDEP Facility Identification Number: --
Site Name: Former Bay Tank & Fabricating	Borehole Start Date: End Date: 4/3/14	Borehole Start Time: ☐ AM ☐ PM End Time: ☐ AM ☐ PM
Environmental Contractor: SESI	Environmental Specialist: T. Wilson	Environmental Technician: A. McCann

Drilling Company: --	Pavement Thickness (inches): --	Borehole Diameter (inches): 3	Borehole Depth (feet): 3
Drilling Method(s): HA	Apparent Borehole DTW (in feet from soil moisture content): 2.5	Measured Well DTW (in feet after water recharges in well): -	OVA (list model and check type): MiniRAE 3000 ☐ FID ☑ PID

Disposition of Drill Cuttings [check method(s)]: ☐ Drum ☐ Spread ☑ Backfill ☐ Stockpile ☐ Other

(describe if other or multiple items are checked):

Borehole Completion (check one): ☐ Well ☐ Grout ☐ Bentonite ☑ Backfill ☐ Other (describe)

Sample Type	Sample Depth Interval (feet)	Sample Recovery (inches)	SPT Blows (per six inches)	Unfiltered OVA	Filtered OVA	Net OVA	Depth (feet)	Sample Description (include grain size based on USCS, odors, staining, and other remarks)	USCS Symbol	Moisture Content	Lab Soil and Groundwater Samples (list sample number and depth or temporary screen interval)
HA						<10	1	Gr/Tn f)	SP	D	Sample 0.5'-1.0' + 2.0'-2.5'
						<10	2	SAA		M	
						77.5	3	Gr SS f) sl. odor	SP/SM	M	
							4				
							5				
							6				
							7				
							8				
							9				
							10				
							11				
							12				

Sample Type Codes: **PH** = Post Hole; **HA** = Hand Auger; **SS** = Split Spoon; **ST** = Shelby Tube; **DP** = Direct Push; **SC** = Sonic Core; **DC** = Drill Cuttings

Moisture Content Codes: **D** = Dry; **M** = Moist; **W** = Wet; **S** = Saturated

BORING LOG

Boring/Well Number: BT-26	Permit Number: --	FDEP Facility Identification Number: --
Site Name: Former Bay Tank & Fabricating	Borehole Start Date: End Date: 4/3/14	Borehole Start Time: ☐ AM ☐ PM End Time: ☐ AM ☐ PM
Environmental Contractor: SESI	Environmental Specialist: T. Wilson	Environmental Technician: A. McCann

Drilling Company: --	Pavement Thickness (inches): --	Borehole Diameter (inches): 3	Borehole Depth (feet): 3
Drilling Method(s): HA	Apparent Borehole DTW (in feet from soil moisture content): 2.5	Measured Well DTW (in feet after water recharges in well): -	OVA (list model and check type): MiniRAE 3000 ☐ FID ☑ PID

Disposition of Drill Cuttings [check method(s)]: ☐ Drum ☐ Spread ☑ Backfill ☐ Stockpile ☐ Other

(describe if other or multiple items are checked):

Borehole Completion (check one): ☐ Well ☐ Grout ☐ Bentonite ☑ Backfill ☐ Other (describe)

Sample Type	Sample Depth Interval (feet)	Sample Recovery (inches)	SPT Blows (per six inches)	Unfiltered OVA	Filtered OVA	Net OVA	Depth (feet)	Sample Description (include grain size based on USCS, odors, staining, and other remarks)	USCS Symbol	Moisture Content	Lab Soil and Groundwater Samples (list sample number and depth or temporary screen interval)
HA						<10	1	Tan/Gr M to fs	SW	D	Sample 0.5'-1.0' & 2.0'-2.5'
						<10	2	Tan fs	SP	M	
						<10	3	Gr SS fS	SP SM	M	
							4				
							5				
							6				
							7				
							8				
							9				
							10				
							11				
							12				

Sample Type Codes: **PH** = Post Hole; **HA** = Hand Auger; **SS** = Split Spoon; **ST** = Shelby Tube; **DP** = Direct Push; **SC** = Sonic Core; **DC** = Drill Cuttings

Moisture Content Codes: **D** = Dry; **M** = Moist; **W** = Wet; **S** = Saturated

BORING LOG

Boring/Well Number: BT-27	Permit Number: --	FDEP Facility Identification Number: --
Site Name: Former Bay Tank & Fabricating	Borehole Start Date: End Date: 4/3/14	Borehole Start Time: ☐ AM ☐ PM End Time: ☐ AM ☐ PM
Environmental Contractor: SESI	Environmental Specialist: T. Wilson	Environmental Technician: A. McCann

Drilling Company: --	Pavement Thickness (inches): --	Borehole Diameter (inches): 3	Borehole Depth (feet): 3
Drilling Method(s): HA	Apparent Borehole DTW (in feet from soil moisture content): 2.5	Measured Well DTW (in feet after water recharges in well): -	OVA (list model and check type): MiniRAE 3000 ☐ FID ☑ PID

Disposition of Drill Cuttings [check method(s)]: ☐ Drum ☐ Spread ☑ Backfill ☐ Stockpile ☐ Other

(describe if other or multiple items are checked):

Borehole Completion (check one): ☐ Well ☐ Grout ☐ Bentonite ☑ Backfill ☐ Other (describe)

Sample Type	Sample Depth Interval (feet)	Sample Recovery (inches)	SPT Blows (per six inches)	Unfiltered OVA	Filtered OVA	Net OVA	Depth (feet)	Sample Description (include grain size based on USCS, odors, staining, and other remarks)	USCS Symbol	Moisture Content	Lab Soil and Groundwater Samples (list sample number and depth or temporary screen interval)
HA						C10	1	Tan FS	SP	D	Sample 0.5'-1.0'
						C10	2	Gr SS FS	SP/SM	M	2.0'-2.5'
						C10	3	SAA		M	
							4				
							5				
							6				
							7				
							8				
							9				
							10				
							11				
							12				

Sample Type Codes: **PH** = Post Hole; **HA** = Hand Auger; **SS** = Split Spoon; **ST** = Shelby Tube; **DP** = Direct Push; **SC** = Sonic Core; **DC** = Drill Cuttings

Moisture Content Codes: **D** = Dry; **M** = Moist; **W** = Wet; **S** = Saturated

BORING LOG

Boring/Well Number: BT-28	Permit Number: --	FDEP Facility Identification Number: --
Site Name: Former Bay Tank & Fabricating	Borehole Start Date: End Date: 4/3/14	Borehole Start Time: ☐ AM ☐ PM End Time: ☐ AM ☐ PM
Environmental Contractor: SESI	Environmental Specialist: T. Wilson	Environmental Technician: A. McCann

Drilling Company: --	Pavement Thickness (inches): --	Borehole Diameter (inches): 3	Borehole Depth (feet): 3
Drilling Method(s): HA	Apparent Borehole DTW (in feet from soil moisture content): 2.5	Measured Well DTW (in feet after water recharges in well): -	OVA (list model and check type): MiniRAE 3000 ☐ FID ☑ PID

Disposition of Drill Cuttings [check method(s)]: ☐ Drum ☐ Spread ☑ Backfill ☐ Stockpile ☐ Other

(describe if other or multiple items are checked):

Borehole Completion (check one): ☐ Well ☐ Grout ☐ Bentonite ☑ Backfill ☐ Other (describe)

Sample Type	Sample Depth Interval (feet)	Sample Recovery (inches)	SPT Blows (per six inches)	Unfiltered OVA	Filtered OVA	Net OVA	Depth (feet)	Sample Description (include grain size based on USCS, odors, staining, and other remarks)	USCS Symbol	Moisture Content	Lab Soil and Groundwater Samples (list sample number and depth or temporary screen interval)
HA						C/0	1	Tn fs	SP	D	Sample 0.5'-1.0' & 2.0'-2.5'
						C/0	2			M	
						C/0	3			M	
							4				
							5				
							6				
							7				
							8				
							9				
							10				
							11				
							12				

Sample Type Codes: **PH** = Post Hole; **HA** = Hand Auger; **SS** = Split Spoon; **ST** = Shelby Tube; **DP** = Direct Push; **SC** = Sonic Core; **DC** = Drill Cuttings

Moisture Content Codes: **D** = Dry; **M** = Moist; **W** = Wet; **S** = Saturated

BORING LOG

Boring/Well Number: BT-29	Permit Number: --	FDEP Facility Identification Number: --
Site Name: Former Bay Tank & Fabricating	Borehole Start Date: End Date: 4/3/14	Borehole Start Time: ☐ AM ☐ PM End Time: ☐ AM ☐ PM
Environmental Contractor: SESI	Environmental Specialist: T. Wilson	Environmental Technician: A. McCann

Drilling Company: --	Pavement Thickness (inches): --	Borehole Diameter (inches): 3	Borehole Depth (feet): 3
Drilling Method(s): HA	Apparent Borehole DTW (in feet from soil moisture content): 2.5	Measured Well DTW (in feet after water recharges in well): -	OVA (list model and check type): MiniRAE 3000 ☐ FID ☑ PID

Disposition of Drill Cuttings [check method(s)]: ☐ Drum ☐ Spread ☑ Backfill ☐ Stockpile ☐ Other

(describe if other or multiple items are checked):

Borehole Completion (check one): ☐ Well ☐ Grout ☐ Bentonite ☑ Backfill ☐ Other (describe)

Sample Type	Sample Depth Interval (feet)	Sample Recovery (inches)	SPT Blows (per six inches)	Unfiltered OVA	Filtered OVA	Net OVA	Depth (feet)	Sample Description (include grain size based on USCS, odors, staining, and other remarks)	USCS Symbol	Moisture Content	Lab Soil and Groundwater Samples (list sample number and depth or temporary screen interval)
HA						<10	1	Tn FS	SD	D	Sample 0.5-1.0'
						<10	2	SAA		M	2.0'-2.5'
						<10	3	SAA		M	
							4				
							5				
							6				
							7				
							8				
							9				
							10				
							11				
							12				

Sample Type Codes: **PH** = Post Hole; **HA** = Hand Auger; **SS** = Split Spoon; **ST** = Shelby Tube; **DP** = Direct Push; **SC** = Sonic Core; **DC** = Drill Cuttings

Moisture Content Codes: **D** = Dry; **M** = Moist; **W** = Wet; **S** = Saturated

BORING LOG

Boring/Well Number: BT-30	Permit Number: --	FDEP Facility Identification Number: --
Site Name: Former Bay Tank & Fabricating	Borehole Start Date: End Date: 4/3/14	Borehole Start Time: ☐ AM ☐ PM End Time: ☐ AM ☐ PM
Environmental Contractor: SESI	Environmental Specialist: T. Wilson	Environmental Technician: A. McCann

Drilling Company: --	Pavement Thickness (inches): --	Borehole Diameter (inches): 3	Borehole Depth (feet): 3
Drilling Method(s): HA	Apparent Borehole DTW (in feet from soil moisture content): 2.5	Measured Well DTW (in feet after water recharges in well): -	OVA (list model and check type): MiniRAE 3000 ☐ FID ☑ PID

Disposition of Drill Cuttings [check method(s)]: ☐ Drum ☐ Spread ☑ Backfill ☐ Stockpile ☐ Other

(describe if other or multiple items are checked):

Borehole Completion (check one): ☐ Well ☐ Grout ☐ Bentonite ☑ Backfill ☐ Other (describe)

Sample Type	Sample Depth Interval (feet)	Sample Recovery (inches)	SPT Blows (per six inches)	Unfiltered OVA	Filtered OVA	Net OVA	Depth (feet)	Sample Description (include grain size based on USCS, odors, staining, and other remarks)	USCS Symbol	Moisture Content	Lab Soil and Groundwater Samples (list sample number and depth or temporary screen interval)
HA						<10	1	Tn fg	SP	D	Sample 0.5'-1.0' & 2.0'-2.5'
						<10	2	SAA		M	
						<10	3	SAA		M	
							4				
							5				
							6				
							7				
							8				
							9				
							10				
							11				
							12				

Sample Type Codes: **PH** = Post Hole; **HA** = Hand Auger; **SS** = Split Spoon; **ST** = Shelby Tube; **DP** = Direct Push; **SC** = Sonic Core; **DC** = Drill Cuttings

Moisture Content Codes: **D** = Dry; **M** = Moist; **W** = Wet; **S** = Saturated

BORING LOG

Boring/Well Number: BT-31	Permit Number: --	FDEP Facility Identification Number: --
Site Name: Former Bay Tank & Fabricating	Borehole Start Date: 4/3/14 End Date:	Borehole Start Time: ☐ AM ☐ PM End Time: ☐ AM ☐ PM
Environmental Contractor: SESI	Environmental Specialist: T. Wilson	Environmental Technician: A. McCann
Drilling Company: --	Pavement Thickness (inches): --	Borehole Diameter (inches): 3
Borehole Depth (feet): 3		
Drilling Method(s): HA	Apparent Borehole DTW (in feet from soil moisture content): 2.5	Measured Well DTW (in feet after water recharges in well): -
OVA (list model and check type): MiniRAE 3000 ☐ FID ☑ PID		

Disposition of Drill Cuttings [check method(s)]: ☐ Drum ☐ Spread ☑ Backfill ☐ Stockpile ☐ Other

(describe if other or multiple items are checked):

Borehole Completion (check one): ☐ Well ☐ Grout ☐ Bentonite ☑ Backfill ☐ Other (describe)

Sample Type	Sample Depth Interval (feet)	Sample Recovery (inches)	SPT Blows (per six inches)	Unfiltered OVA	Filtered OVA	Net OVA	Depth (feet)	Sample Description (include grain size based on USCS, odors, staining, and other remarks)	USCS Symbol	Moisture Content	Lab Soil and Groundwater Samples (list sample number and depth or temporary screen interval)
HA						C/0	1	Tn fs	SP	D	Sample 0.5'-1.0' & 2.0'-2.5'
						C/0	2	SA A		M	
						C/0	3	SA A		M	
							4				
							5				
							6				
							7				
							8				
							9				
							10				
							11				
							12				

Sample Type Codes: **PH** = Post Hole; **HA** = Hand Auger; **SS** = Split Spoon; **ST** = Shelby Tube; **DP** = Direct Push; **SC** = Sonic Core; **DC** = Drill Cuttings

Moisture Content Codes: **D** = Dry; **M** = Moist; **W** = Wet; **S** = Saturated

BORING LOG

Boring/Well Number: BT-32	Permit Number: --	FDEP Facility Identification Number: --
Site Name: Former Bay Tank & Fabricating	Borehole Start Date: End Date: 4/3/14	Borehole Start Time: ☐ AM ☐ PM End Time: ☐ AM ☐ PM
Environmental Contractor: SESI	Environmental Specialist: T. Wilson	Environmental Technician: A. McCann

Drilling Company: --	Pavement Thickness (inches): --	Borehole Diameter (inches): 3	Borehole Depth (feet): 2
Drilling Method(s): HA	Apparent Borehole DTW (in feet from soil moisture content): Not encountered	Measured Well DTW (in feet after water recharges in well): -	OVA (list model and check type): MiniRAE 3000 ☐ FID ☑ PID

Disposition of Drill Cuttings [check method(s)]: ☐ Drum ☐ Spread ☑ Backfill ☐ Stockpile ☐ Other

(describe if other or multiple items are checked):

Borehole Completion (check one): ☐ Well ☐ Grout ☐ Bentonite ☑ Backfill ☐ Other (describe)

Sample Type	Sample Depth Interval (feet)	Sample Recovery (inches)	SPT Blows (per six inches)	Unfiltered OVA	Filtered OVA	Net OVA	Depth (feet)	Sample Description (include grain size based on USCS, odors, staining, and other remarks)	USCS Symbol	Moisture Content	Lab Soil and Groundwater Samples (list sample number and depth or temporary screen interval)
HA						<10	1	Tn As	SP	D	Sample 0.5'-1.0'
						<10	2	SAA		M	
							3	Refusal @ 2'			
							4				
							5				
							6				
							7				
							8				
							9				
							10				
							11				
							12				

Sample Type Codes: **PH** = Post Hole; **HA** = Hand Auger; **SS** = Split Spoon; **ST** = Shelby Tube; **DP** = Direct Push; **SC** = Sonic Core; **DC** = Drill Cuttings

Moisture Content Codes: **D** = Dry; **M** = Moist; **W** = Wet; **S** = Saturated

Florida Department of Environmental Protection - Division of Waste Management - Bureau of Petroleum Storage Systems

BORING LOG

Boring/Well Number: DT-3	Permit Number: -	FDEP Facility Identification Number: -
Site Name: Former Bay Tank & Fabricating	Borehole Start Date: End Date: 4/3/14	Borehole Start Time: ☐ AM ☐ PM End Time: ☐ AM ☐ PM
Environmental Contractor: SESI	Environmental Specialist: T. Wilson	Environmental Technician: A. McCa
Drilling Company: -	Pavement Thickness (inches): —	Borehole Diameter (inches): 3
Borehole Depth (feet): 4		
Drilling Method(s): HA	Apparent Borehole DTW (in feet from soil moisture content): 1.5	Measured Well DTW (in feet after water recharges in well): -
OVA (list model and check type): MiniRAE 3000 ☐ FID ☑ PID		

Disposition of Drill Cuttings [check method(s)]: ☐ Drum ☐ Spread ☑ Backfill ☐ Stockpile ☐ Other

(describe if other or multiple items are checked):

Borehole Completion (check one): ☐ Well ☐ Grout ☐ Bentonite ☑ Backfill ☐ Other (describe)

Sample Type	Sample Depth Interval (feet)	Sample Recovery (inches)	SPT Blows (per six inches)	Unfiltered OVA	Filtered OVA	Net OVA	Depth (feet)	Sample Description (include grain size based on USCS, odors, staining, and other remarks)	USCS Symbol	Moisture Content	Lab Soil and Groundwater Samples (list sample number and depth or temporary screen interval)
HA						<10	1	Tan fs	SP	D	Sample 0-1'
						<10	2	SAA		M	
						<10	3	SAA		S	
						<10	4	SAA		S	
							5				
							6				
							7				
							8				
							9				
							10				
							11				
							12				

Sample Type Codes: **PH** = Post Hole; **HA** = Hand Auger; **SS** = Split Spoon; **ST** = Shelby Tube; **DP** = Direct Push; **SC** = Sonic Core; **DC** = Drill Cuttings

Moisture Content Codes: **D** = Dry; **M** = Moist; **W** = Wet; **S** = Saturated

BORING LOG

Boring/Well Number: DT-4	Permit Number: -	FDEP Facility Identification Number: -
Site Name: Former Bay Tank & Fabricating	Borehole Start Date: End Date: 4/3/14	Borehole Start Time: ☐ AM ☐ PM End Time: ☐ AM ☐ PM
Environmental Contractor: SESI	Environmental Specialist: T. Wilson	Environmental Technician: A. McCam

Drilling Company: -	Pavement Thickness (inches): —	Borehole Diameter (inches): 3	Borehole Depth (feet): 3
Drilling Method(s): HA	Apparent Borehole DTW (in feet from soil moisture content): 1.5	Measured Well DTW (in feet after water recharges in well): -	OVA (list model and check type): MiniRAE 3000 ☐ FID ☑ PID

Disposition of Drill Cuttings [check method(s)]: ☐ Drum ☐ Spread ☑ Backfill ☐ Stockpile ☐ Other

(describe if other or multiple items are checked):

Borehole Completion (check one): ☐ Well ☐ Grout ☐ Bentonite ☑ Backfill ☐ Other (describe)

Sample Type	Sample Depth Interval (feet)	Sample Recovery (inches)	SPT Blows (per six inches)	Unfiltered OVA	Filtered OVA	Net OVA	Depth (feet)	Sample Description (include grain size based on USCS, odors, staining, and other remarks)	USCS Symbol	Moisture Content	Lab Soil and Groundwater Samples (list sample number and depth or temporary screen interval)
HA						<10	1	Tn AS	SP	D	
						<10	2	SAA		M	
						<10	3	SAA		S	
							4				
							5				
							6				
							7				
							8				
							9				
							10				
							11				
							12				

Sample Type Codes: **PH** = Post Hole; **HA** = Hand Auger; **SS** = Split Spoon; **ST** = Shelby Tube; **DP** = Direct Push; **SC** = Sonic Core; **DC** = Drill Cuttings

Moisture Content Codes: **D** = Dry; **M** = Moist; **W** = Wet; **S** = Saturated

BORING LOG

Boring/Well Number: DT-5	Permit Number: -	FDEP Facility Identification Number: -
Site Name: Former Bay Tank & Fabricating	Borehole Start Date: End Date: 4/3/14	Borehole Start Time: ☐ AM ☐ PM End Time: ☐ AM ☐ PM
Environmental Contractor: SESI	Environmental Specialist: T. Wilson	Environmental Technician: A. McCann

Drilling Company: -	Pavement Thickness (inches): —	Borehole Diameter (inches): 3	Borehole Depth (feet): 3
Drilling Method(s): HA	Apparent Borehole DTW (in feet from soil moisture content): 1.5	Measured Well DTW (in feet after water recharges in well): -	OVA (list model and check type): MiniRAE 3000 ☐ FID ☑ PID

Disposition of Drill Cuttings [check method(s)]: ☐ Drum ☐ Spread ☑ Backfill ☐ Stockpile ☐ Other

(describe if other or multiple items are checked):

Borehole Completion (check one): ☐ Well ☐ Grout ☐ Bentonite ☑ Backfill ☐ Other (describe)

Sample Type	Sample Depth Interval (feet)	Sample Recovery (inches)	SPT Blows (per six inches)	Unfiltered OVA	Filtered OVA	Net OVA	Depth (feet)	Sample Description (include grain size based on USCS, odors, staining, and other remarks)	USCS Symbol	Moisture Content	Lab Soil and Groundwater Samples (list sample number and depth or temporary screen interval)
HA						<10	1	Tn fs	SP	D	Sample 0-1'
						<10	2	SAA		M	
						<10	3	SAA		S	
							4				
							5				
							6				
							7				
							8				
							9				
							10				
							11				
							12				

Sample Type Codes: **PH** = Post Hole; **HA** = Hand Auger; **SS** = Split Spoon; **ST** = Shelby Tube; **DP** = Direct Push; **SC** = Sonic Core; **DC** = Drill Cuttings

Moisture Content Codes: **D** = Dry; **M** = Moist; **W** = Wet; **S** = Saturated

BORING LOG

Boring/Well Number: DT-6	Permit Number: --	FDEP Facility Identification Number: --
Site Name: Former Bay Tank & Fabricating	Borehole Start Date: End Date: 4/3/14	Borehole Start Time: ☐ AM ☐ PM End Time: ☐ AM ☐ PM
Environmental Contractor: SESI	Environmental Specialist: T. Wilson	Environmental Technician: A. McCann

Drilling Company: --	Pavement Thickness (inches): --	Borehole Diameter (inches): 3	Borehole Depth (feet): 3
Drilling Method(s): HA	Apparent Borehole DTW (in feet from soil moisture content): 1.5	Measured Well DTW (in feet after water recharges in well): -	OVA (list model and check type): MiniRAE 3000 ☐ FID ☑ PID

Disposition of Drill Cuttings [check method(s)]: ☐ Drum ☐ Spread ☑ Backfill ☐ Stockpile ☐ Other

(describe if other or multiple items are checked):

Borehole Completion (check one): ☐ Well ☐ Grout ☐ Bentonite ☑ Backfill ☐ Other (describe)

Sample Type	Sample Depth Interval (feet)	Sample Recovery (inches)	SPT Blows (per six inches)	Unfiltered OVA	Filtered OVA	Net OVA	Depth (feet)	Sample Description (include grain size based on USCS, odors, staining, and other remarks)	USCS Symbol	Moisture Content	Lab Soil and Groundwater Samples (list sample number and depth or temporary screen interval)
HA						<10	1	Top fs	SP	D	
						<10	2	SAA		M	
						<10	3	SAT		S	
							4				
							5				
							6				
							7				
							8				
							9				
							10				
							11				
							12				

Sample Type Codes: **PH** = Post Hole; **HA** = Hand Auger; **SS** = Split Spoon; **ST** = Shelby Tube; **DP** = Direct Push; **SC** = Sonic Core; **DC** = Drill Cuttings

Moisture Content Codes: **D** = Dry; **M** = Moist; **W** = Wet; **S** = Saturated

BORING LOG

Boring/Well Number: BT-33	Permit Number: --	FDEP Facility Identification Number: --
Site Name: Former Bay Tank & Fabricating	Borehole Start Date: End Date: 5/5/14	Borehole Start Time: ☐ AM ☐ PM End Time: ☐ AM ☐ PM
Environmental Contractor: SESI	Environmental Specialist: T. Wilson	Environmental Technician: A. McCann

Drilling Company: --	Pavement Thickness (inches): --	Borehole Diameter (inches): 3	Borehole Depth (feet): 2
Drilling Method(s): HA	Apparent Borehole DTW (in feet from soil moisture content): 2	Measured Well DTW (in feet after water recharges in well): -	OVA (list model and check type): MiniRAE 3000 ☐ FID ☑ PID

Disposition of Drill Cuttings [check method(s)]: ☐ Drum ☐ Spread ☑ Backfill ☐ Stockpile ☐ Other

(describe if other or multiple items are checked):

Borehole Completion (check one): ☐ Well ☐ Grout ☐ Bentonite ☑ Backfill ☐ Other (describe)

Sample Type	Sample Depth Interval (feet)	Sample Recovery (inches)	SPT Blows (per six inches)	Unfiltered OVA	Filtered OVA	Net OVA	Depth (feet)	Sample Description (include grain size based on USCS, odors, staining, and other remarks)	USCS Symbol	Moisture Content	Lab Soil and Groundwater Samples (list sample number and depth or temporary screen interval)
HA						C/0	1	Tan PS	SP	D	Sample 0.5'-1.0'
1						C6	2	SAA		M	
							3				
							4				
							5				
							6				
							7				
							8				
							9				
							10				
							11				
							12				

Sample Type Codes: **PH** = Post Hole; **HA** = Hand Auger; **SS** = Split Spoon; **ST** = Shelby Tube; **DP** = Direct Push; **SC** = Sonic Core; **DC** = Drill Cuttings

Moisture Content Codes: **D** = Dry; **M** = Moist; **W** = Wet; **S** = Saturated

BORING LOG

Boring/Well Number: BT-34	Permit Number: --	FDEP Facility Identification Number: --
Site Name: Former Bay Tank & Fabricating	Borehole Start Date: End Date: 5/5/14	Borehole Start Time: ☐ AM ☐ PM End Time: ☐ AM ☐ PM
Environmental Contractor: SESI	Environmental Specialist: T. Wilson	Environmental Technician: A. McCann

Drilling Company: --	Pavement Thickness (inches): --	Borehole Diameter (inches): 3	Borehole Depth (feet): 2
Drilling Method(s): HA	Apparent Borehole DTW (in feet from soil moisture content): 2	Measured Well DTW (in feet after water recharges in well): -	OVA (list model and check type): MiniRAE 3000 ☐ FID ☑ PID

Disposition of Drill Cuttings [check method(s)]: ☐ Drum ☐ Spread ☑ Backfill ☐ Stockpile ☐ Other

(describe if other or multiple items are checked):

Borehole Completion (check one): ☐ Well ☐ Grout ☐ Bentonite ☑ Backfill ☐ Other (describe)

Sample Type	Sample Depth Interval (feet)	Sample Recovery (inches)	SPT Blows (per six inches)	Unfiltered OVA	Filtered OVA	Net OVA	Depth (feet)	Sample Description (include grain size based on USCS, odors, staining, and other remarks)	USCS Symbol	Moisture Content	Lab Soil and Groundwater Samples (list sample number and depth or temporary screen interval)
HA						<10	1	Tan fs	SP	D	Sample
						<10	2			M	0.5'-1.0'
							3				
							4				
							5				
							6				
							7				
							8				
							9				
							10				
							11				
							12				

Sample Type Codes: **PH** = Post Hole; **HA** = Hand Auger; **SS** = Split Spoon; **ST** = Shelby Tube; **DP** = Direct Push; **SC** = Sonic Core; **DC** = Drill Cuttings

Moisture Content Codes: **D** = Dry; **M** = Moist; **W** = Wet; **S** = Saturated

BORING LOG

Boring/Well Number: BT-35	Permit Number: --	FDEP Facility Identification Number: --
Site Name: Former Bay Tank & Fabricating	Borehole Start Date: End Date: 5/5/14	Borehole Start Time: ☐ AM ☐ PM End Time: ☐ AM ☐ PM
Environmental Contractor: SESI	Environmental Specialist: T. Wilson	Environmental Technician: A. McCann

Drilling Company: --	Pavement Thickness (inches): --	Borehole Diameter (inches): 3	Borehole Depth (feet): 2
Drilling Method(s): HA	Apparent Borehole DTW (in feet from soil moisture content): 2	Measured Well DTW (in feet after water recharges in well): -	OVA (list model and check type): MiniRAE 3000 ☐ FID ☑ PID

Disposition of Drill Cuttings [check method(s)]: ☐ Drum ☐ Spread ☑ Backfill ☐ Stockpile ☐ Other

(describe if other or multiple items are checked):

Borehole Completion (check one): ☐ Well ☐ Grout ☐ Bentonite ☑ Backfill ☐ Other (describe)

Sample Type	Sample Depth Interval (feet)	Sample Recovery (inches)	SPT Blows (per six inches)	Unfiltered OVA	Filtered OVA	Net OVA	Depth (feet)	Sample Description (include grain size based on USCS, odors, staining, and other remarks)	USCS Symbol	Moisture Content	Lab Soil and Groundwater Samples (list sample number and depth or temporary screen interval)
HA						<10	1	Top AS	SP	D	Sample 0.5'-1.0'
						<10	2	SAA		M	
							3				
							4				
							5				
							6				
							7				
							8				
							9				
							10				
							11				
							12				

Sample Type Codes: **PH** = Post Hole; **HA** = Hand Auger; **SS** = Split Spoon; **ST** = Shelby Tube; **DP** = Direct Push; **SC** = Sonic Core; **DC** = Drill Cuttings

Moisture Content Codes: **D** = Dry; **M** = Moist; **W** = Wet; **S** = Saturated

BORING LOG

Boring/Well Number: BT-36	Permit Number: --	FDEP Facility Identification Number: --
Site Name: Former Bay Tank & Fabricating	Borehole Start Date: End Date: 5/5/14	Borehole Start Time: ☐ AM ☐ PM End Time: ☐ AM ☐ PM
Environmental Contractor: SESI	Environmental Specialist: T. Wilson	Environmental Technician: A. McCann

Drilling Company: --	Pavement Thickness (inches): --	Borehole Diameter (inches): 3	Borehole Depth (feet): 2
Drilling Method(s): HA	Apparent Borehole DTW (in feet from soil moisture content): 2	Measured Well DTW (in feet after water recharges in well): -	OVA (list model and check type): MiniRAE 3000 ☐ FID ☑ PID

Disposition of Drill Cuttings [check method(s)]: ☐ Drum ☐ Spread ☑ Backfill ☐ Stockpile ☐ Other

(describe if other or multiple items are checked):

Borehole Completion (check one): ☐ Well ☐ Grout ☐ Bentonite ☑ Backfill ☐ Other (describe)

Sample Type	Sample Depth Interval (feet)	Sample Recovery (inches)	SPT Blows (per six inches)	Unfiltered OVA	Filtered OVA	Net OVA	Depth (feet)	Sample Description (include grain size based on USCS, odors, staining, and other remarks)	USCS Symbol	Moisture Content	Lab Soil and Groundwater Samples (list sample number and depth or temporary screen interval)
HA						<10	1	Tn fS	SP	D	Sample 0.5'-1.0'
						<10	2	SAA		M	& 1.5'-2.0'
							3				
							4				
							5				
							6				
							7				
							8				
							9				
							10				
							11				
							12				

Sample Type Codes: **PH** = Post Hole; **HA** = Hand Auger; **SS** = Split Spoon; **ST** = Shelby Tube; **DP** = Direct Push; **SC** = Sonic Core; **DC** = Drill Cuttings

Moisture Content Codes: **D** = Dry; **M** = Moist; **W** = Wet; **S** = Saturated

BORING LOG

Boring/Well Number: BT-37	Permit Number: --	FDEP Facility Identification Number: --
Site Name: Former Bay Tank & Fabricating	Borehole Start Date: End Date: 5/5/14	Borehole Start Time: ☐ AM ☐ PM End Time: ☐ AM ☐ PM
Environmental Contractor: SESI	Environmental Specialist: T. Wilson	Environmental Technician: A. McCann

Drilling Company: --	Pavement Thickness (inches): --	Borehole Diameter (inches): 3	Borehole Depth (feet): 2
Drilling Method(s): HA	Apparent Borehole DTW (in feet from soil moisture content): 2	Measured Well DTW (in feet after water recharges in well): -	OVA (list model and check type): MiniRAE 3000 ☐ FID ☑ PID

Disposition of Drill Cuttings [check method(s)]: ☐ Drum ☐ Spread ☑ Backfill ☐ Stockpile ☐ Other

(describe if other or multiple items are checked):

Borehole Completion (check one): ☐ Well ☐ Grout ☐ Bentonite ☑ Backfill ☐ Other (describe)

Sample Type	Sample Depth Interval (feet)	Sample Recovery (inches)	SPT Blows (per six inches)	Unfiltered OVA	Filtered OVA	Net OVA	Depth (feet)	Sample Description (include grain size based on USCS, odors, staining, and other remarks)	USCS Symbol	Moisture Content	Lab Soil and Groundwater Samples (list sample number and depth or temporary screen interval)
HA						<10	1	Tn fj	SP	D	Sample 0.5'-1.0'
						<10	2	SAA		M	& 1.5'-2.0'
							3				
							4				
							5				
							6				
							7				
							8				
							9				
							10				
							11				
							12				

Sample Type Codes: **PH** = Post Hole; **HA** = Hand Auger; **SS** = Split Spoon; **ST** = Shelby Tube; **DP** = Direct Push; **SC** = Sonic Core; **DC** = Drill Cuttings

Moisture Content Codes: **D** = Dry; **M** = Moist; **W** = Wet; **S** = Saturated

BORING LOG

Boring/Well Number: BT-38	Permit Number: --	FDEP Facility Identification Number: --
Site Name: Former Bay Tank & Fabricating	Borehole Start Date: 5/5/14 End Date:	Borehole Start Time: ☐ AM ☐ PM End Time: ☐ AM ☐ PM
Environmental Contractor: SESI	Environmental Specialist: T. Wilson	Environmental Technician: A. McCann

Drilling Company: --	Pavement Thickness (inches): --	Borehole Diameter (inches): 3	Borehole Depth (feet): 2
Drilling Method(s): HA	Apparent Borehole DTW (in feet from soil moisture content): 2	Measured Well DTW (in feet after water recharges in well): -	OVA (list model and check type): MiniRAE 3000 ☐ FID ☑ PID

Disposition of Drill Cuttings [check method(s)]: ☐ Drum ☐ Spread ☑ Backfill ☐ Stockpile ☐ Other

(describe if other or multiple items are checked):

Borehole Completion (check one): ☐ Well ☐ Grout ☐ Bentonite ☑ Backfill ☐ Other (describe)

Sample Type	Sample Depth Interval (feet)	Sample Recovery (inches)	SPT Blows (per six inches)	Unfiltered OVA	Filtered OVA	Net OVA	Depth (feet)	Sample Description (include grain size based on USCS, odors, staining, and other remarks)	USCS Symbol	Moisture Content	Lab Soil and Groundwater Samples (list sample number and depth or temporary screen interval)
HA						<10	1	Tn fs	SP	D	Sample 0.5-1.0' or 0.5-2.0'
						<10	2	FAA		M	
							3				
							4				
							5				
							6				
							7				
							8				
							9				
							10				
							11				
							12				

Sample Type Codes: **PH** = Post Hole; **HA** = Hand Auger; **SS** = Split Spoon; **ST** = Shelby Tube; **DP** = Direct Push; **SC** = Sonic Core; **DC** = Drill Cuttings

Moisture Content Codes: **D** = Dry; **M** = Moist; **W** = Wet; **S** = Saturated

BORING LOG

Boring/Well Number: BT-39	Permit Number: --	FDEP Facility Identification Number: --
Site Name: Former Bay Tank & Fabricating	Borehole Start Date: End Date: 5/5/14	Borehole Start Time: ☐ AM ☐ PM End Time: ☐ AM ☐ PM
Environmental Contractor: SESI	Environmental Specialist: T. Wilson	Environmental Technician: A. McCann

Drilling Company: --	Pavement Thickness (inches): --	Borehole Diameter (inches): 3	Borehole Depth (feet): 2
Drilling Method(s): HA	Apparent Borehole DTW (in feet from soil moisture content): 2	Measured Well DTW (in feet after water recharges in well): -	OVA (list model and check type): MiniRAE 3000 ☐ FID ☑ PID

Disposition of Drill Cuttings [check method(s)]: ☐ Drum ☐ Spread ☑ Backfill ☐ Stockpile ☐ Other

(describe if other or multiple items are checked):

Borehole Completion (check one): ☐ Well ☐ Grout ☐ Bentonite ☑ Backfill ☐ Other (describe)

Sample Type	Sample Depth Interval (feet)	Sample Recovery (inches)	SPT Blows (per six inches)	Unfiltered OVA	Filtered OVA	Net OVA	Depth (feet)	Sample Description (include grain size based on USCS, odors, staining, and other remarks)	USCS Symbol	Moisture Content	Lab Soil and Groundwater Samples (list sample number and depth or temporary screen interval)
HA						<10	1	Tan fs	SP	D	Sample 0.5'-1.0'
						<10	2	SAA		M	1.5'-2.0'
							3				
							4				
							5				
							6				
							7				
							8				
							9				
							10				
							11				
							12				

Sample Type Codes: **PH** = Post Hole; **HA** = Hand Auger; **SS** = Split Spoon; **ST** = Shelby Tube; **DP** = Direct Push; **SC** = Sonic Core; **DC** = Drill Cuttings

Moisture Content Codes: **D** = Dry; **M** = Moist; **W** = Wet; **S** = Saturated

BORING LOG

Boring/Well Number: BT-40	Permit Number: --	FDEP Facility Identification Number: --
Site Name: Former Bay Tank & Fabricating	Borehole Start Date: End Date: 5/5/14	Borehole Start Time: ☐ AM ☐ PM End Time: ☐ AM ☐ PM
Environmental Contractor: SESI	Environmental Specialist: T. Wilson	Environmental Technician: A. McCann

Drilling Company: --	Pavement Thickness (inches): --	Borehole Diameter (inches): 3	Borehole Depth (feet): 2
Drilling Method(s): HA	Apparent Borehole DTW (in feet from soil moisture content): 2	Measured Well DTW (in feet after water recharges in well): -	OVA (list model and check type): MiniRAE 3000 ☐ FID ☑ PID

Disposition of Drill Cuttings [check method(s)]: ☐ Drum ☐ Spread ☑ Backfill ☐ Stockpile ☐ Other

(describe if other or multiple items are checked):

Borehole Completion (check one): ☐ Well ☐ Grout ☐ Bentonite ☑ Backfill ☐ Other (describe)

Sample Type	Sample Depth Interval (feet)	Sample Recovery (inches)	SPT Blows (per six inches)	Unfiltered OVA	Filtered OVA	Net OVA	Depth (feet)	Sample Description (include grain size based on USCS, odors, staining, and other remarks)	USCS Symbol	Moisture Content	Lab Soil and Groundwater Samples (list sample number and depth or temporary screen interval)
HA						<10	1	Tn fj	SP	D	Sample 0.5'-1.0'
1						<10	2	SAA		M	& 1.5'-2.0'
							3				
							4				
							5				
							6				
							7				
							8				
							9				
							10				
							11				
							12				

Sample Type Codes: **PH** = Post Hole; **HA** = Hand Auger; **SS** = Split Spoon; **ST** = Shelby Tube; **DP** = Direct Push; **SC** = Sonic Core; **DC** = Drill Cuttings

Moisture Content Codes: **D** = Dry; **M** = Moist; **W** = Wet; **S** = Saturated

BORING LOG

Boring/Well Number: BT-41	Permit Number: --	FDEP Facility Identification Number: --
Site Name: Former Bay Tank & Fabricating	Borehole Start Date: 5/5/14 End Date:	Borehole Start Time: ☐ AM ☐ PM End Time: ☐ AM ☐ PM
Environmental Contractor: SESI	Environmental Specialist: T. Wilson	Environmental Technician: A. McCann

Drilling Company: --	Pavement Thickness (incbes): --	Borehole Diameter (inches): 3	Borehole Depth (feet): 2
Drilling Method(s): HA	Apparent Borehole DTW (in feet from soil moisture content): 2	Measured Well DTW (in feet after water recharges in well): -	OVA (list model and check type): MiniRAE 3000 ☐ FID ☑ PID

Disposition of Drill Cuttings [check method(s)]: ☐ Drum ☐ Spread ☑ Backfill ☐ Stockpile ☐ Other

(describe if other or multiple items are checked):

Borehole Completion (check one): ☐ Well ☐ Grout ☐ Bentonite ☑ Backfill ☐ Other (describe)

Sample Type	Sample Depth Interval (feet)	Sample Recovery (inches)	SPT Blows (per six inches)	Unfiltered OVA	Filtered OVA	Net OVA	Depth (feet)	Sample Description (include grain size based on USCS, odors, staining, and other remarks)	USCS Symbol	Moisture Content	Lab Soil and Groundwater Samples (list sample number and depth or temporary screen interval)
HA						<10	1	Top As	SP	D	Sample 0.5'-1.0' & 1.5'-2.0'
						<10	2	SAA		M	
							3				
							4				
							5				
							6				
							7				
							8				
							9				
							10				
							11				
							12				

Sample Type Codes: **PH** = Post Hole; **HA** = Hand Auger; **SS** = Split Spoon; **ST** = Shelby Tube; **DP** = Direct Push; **SC** = Sonic Core; **DC** = Drill Cuttings

Moisture Content Codes: **D** = Dry; **M** = Moist; **W** = Wet; **S** = Saturated

APPENDIX B

Advanced Environmental Laboratories, Inc.
2639 N Monroe St Suite D
Tallahassee, FL 32303-4069
Phone: (850) 219-6274
Fax: (850) 219-6275

March 24, 2014

Trey Wilson
7500 McElvey Road, Suite A
Panama City Beach
Panama City, FL 32408

RE: Workorder: S1400162 Bay Tank & Fabricating

Dear Trey Wilson:

Enclosed are the analytical results for sample(s) received by the laboratory on Saturday, March 15, 2014. Results reported herein conform to the most current NELAC standards, where applicable, unless otherwise narrated in the body of the report. The analytical results for the samples contained in this report were submitted for analysis as outlined by the Chain of Custody and results pertain only to these samples.

If you have any questions concerning this report, please feel free to contact me.

Sincerely,

Tim Preston
TPreston@AELLab.com

Enclosures

CERTIFICATE OF ANALYSIS

This report shall not be reproduced, except in full,
without the written consent of Advanced Environmental Laboratories, Inc..

Advanced Environmental Laboratories, Inc.

1288 Cedar Center Drive
Tallahassee, FL 32301
850.219.6274
850.219.6275 FAX

I. RECEIPT: All samples were received intact and within temperature requirements.

II. HOLDING TIMES

Preparation: All holding times were met.
Analysis: All holding times were met.

III. PREPARATION: Sample preparation proceeded normally.

IV. ANALYSIS

A .Calibration: All acceptance criteria were met.

B. Blanks: All acceptance criteria were met.

C. Duplicates All acceptance criteria were met**.**

D. Spikes: All acceptance criteria were met.

E. Surrogates: Method 8260: The Surrogate recoveries for Toluene-d8 and Bromofluorobenzene in sample BT-8 1'-2' were outside the acceptable limits due to matrix interference in the sample.

F. Samples: Method 8260: The reporting limits for sample DT-1 0-1' are elevated due to the abundance of non-target analytes in the sample.
Interference.

G. Other:

I certify that this data package is in compliance with the terms and conditions agreed to by Advanced Environmental Laboratories, Inc. and by the client, both technically and for completeness, except for the conditions detailed above. The Technical Director or his designee, as verified by the following signature, has authorized release of the data contained in this hard copy data package and in the computer-readable data submitted on diskette:

Advanced Environmental Laboratories, Inc.
2639 N Monroe St Suite D
Tallahassee, FL 32303-4069
Phone: (850) 219-6274
Fax: (850) 219-6275

SAMPLE SUMMARY

Workorder: S1400162 Bay Tank & Fabricating

Lab ID	Sample ID	Matrix	Date Collected	Date Received
S1400162001	BT-16 1'-2'	Soil	3/13/2014 15:50	3/15/2014 10:00
S1400162002	BT-14 1'-2'	Soil	3/13/2014 16:05	3/15/2014 10:00
S1400162003	BT-17 0.5'-1'	Soil	3/13/2014 16:20	3/15/2014 10:00
S1400162004	BT-18 0.5'-1'	Soil	3/13/2014 16:30	3/15/2014 10:00
S1400162005	BT-19 1'-2'	Soil	3/13/2014 16:50	3/15/2014 10:00
S1400162006	BT-20 0.5'-1'	Soil	3/13/2014 17:05	3/15/2014 10:00
S1400162007	BT-21 0.5'-1'	Soil	3/13/2014 17:15	3/15/2014 10:00
S1400162008	BT-22 0.5'-1'	Soil	3/13/2014 17:30	3/15/2014 10:00
S1400162009	BT-8 1'-2'	Soil	3/13/2014 17:40	3/15/2014 10:00
S1400162010	BT-9 1'-2'	Soil	3/13/2014 17:45	3/15/2014 10:00
S1400162011	BT-10 0.5'-1'	Soil	3/13/2014 17:50	3/15/2014 10:00
S1400162012	DT-1 0-1'	Soil	3/13/2014 18:05	3/15/2014 10:00
S1400162013	DT-2 0-1'	Soil	3/13/2014 18:10	3/15/2014 10:00

CERTIFICATE OF ANALYSIS

This report shall not be reproduced, except in full,
without the written consent of Advanced Environmental Laboratories, Inc..

3004.1.0.0

Advanced Environmental Laboratories, Inc.
2639 N Monroe St Suite D
Tallahassee, FL 32303-4069
Phone: (850) 219-6274
Fax: (850) 219-6275

ANALYTICAL RESULTS

Workorder: S1400162 Bay Tank & Fabricating

Lab ID: **S1400162001** Date Received: 03/15/14 10:00 Matrix: Soil

Sample ID: **BT-16 1'-2'** Date Collected: 03/13/14 15:50

Results for sample S1400162001 are reported on a dry weight basis.

Sample Description: Location:

Parameters	Results	Units	Qual	DF	Adjusted PQL	Adjusted MDL	Analyzed	Lab
METALS								
Analysis Desc: SW846 6010B Analysis,Soils	Preparation Method: SW-846 3050B Analytical Method: SW-846 6010							
Arsenic	**0.24**	**mg/Kg**	**U**	**1**	0.26	0.24	3/20/2014 21:32	J
Barium	**5.4**	**mg/Kg**		**1**	0.052	0.030	3/20/2014 21:32	J
Cadmium	**0.036**	**mg/Kg**	**I**	**1**	0.16	0.033	3/20/2014 21:32	J
Chromium	**11**	**mg/Kg**		**1**	0.10	0.062	3/20/2014 21:32	J
Lead	**3.0**	**mg/Kg**		**1**	0.19	0.054	3/21/2014 19:55	J
Selenium	**0.29**	**mg/Kg**	**I**	**1**	0.52	0.20	3/20/2014 21:32	J
Silver	**0.032**	**mg/Kg**	**U**	**1**	0.11	0.032	3/21/2014 19:55	J
Analysis Desc: SW846 7471A Analysis, Soil	Preparation Method: SW-846 7471A Analytical Method: SW-846 7471A							
Mercury	**0.0052**	**mg/Kg**		**1**	0.0049	0.00068	3/20/2014 14:15	J
SEMIVOLATILES								
Analysis Desc: Flo-Pro Analysis, Soil	Preparation Method: FL-PRO Analytical Method: FL-PRO							
TPH	**19**	**mg/Kg**		**1**	18	4.3	3/20/2014 16:19	J
o-Terphenyl (S)	**94**	**%**		**1**	62-109		3/20/2014 16:19	
Nonatricontane-C39 (S)	**104**	**%**		**1**	60-118		3/20/2014 16:19	
Analysis Desc: 8270C-SIM Analysis, Soil	Preparation Method: SW-846 3550B Analytical Method: SW-846 8270C (SIM)							
1-Methylnaphthalene	**0.0061**	**mg/Kg**	**U**	**1**	0.0087	0.0061	3/20/2014 15:50	J
2-Methylnaphthalene	**0.0061**	**mg/Kg**	**U**	**1**	0.0087	0.0061	3/20/2014 15:50	J
Acenaphthene	**0.0063**	**mg/Kg**	**U**	**1**	0.0087	0.0063	3/20/2014 15:50	J
Acenaphthylene	**0.0059**	**mg/Kg**	**U**	**1**	0.0087	0.0059	3/20/2014 15:50	J
Anthracene	**0.0059**	**mg/Kg**	**U**	**1**	0.0087	0.0059	3/20/2014 15:50	J
Benzo[a]anthracene	**0.0068**	**mg/Kg**	**U**	**1**	0.0087	0.0068	3/20/2014 15:50	J
Benzo[a]pyrene	**0.0045**	**mg/Kg**	**U**	**1**	0.0087	0.0045	3/20/2014 15:50	J
Benzo[b]fluoranthene	**0.0047**	**mg/Kg**	**U**	**1**	0.0087	0.0047	3/20/2014 15:50	J
Benzo[g,h,i]perylene	**0.0058**	**mg/Kg**	**U**	**1**	0.0087	0.0058	3/20/2014 15:50	J
Benzo[k]fluoranthene	**0.0073**	**mg/Kg**	**U**	**1**	0.0087	0.0073	3/20/2014 15:50	J
Chrysene	**0.0075**	**mg/Kg**	**U**	**1**	0.0087	0.0075	3/20/2014 15:50	J
Dibenzo[a,h]anthracene	**0.0044**	**mg/Kg**	**U**	**1**	0.0087	0.0044	3/20/2014 15:50	J
Fluoranthene	**0.0061**	**mg/Kg**	**U**	**1**	0.0087	0.0061	3/20/2014 15:50	J
Fluorene	**0.0060**	**mg/Kg**	**U**	**1**	0.0087	0.0060	3/20/2014 15:50	J

CERTIFICATE OF ANALYSIS

This report shall not be reproduced, except in full,
without the written consent of Advanced Environmental Laboratories, Inc..

Advanced Environmental Laboratories, Inc.
2639 N Monroe St Suite D
Tallahassee, FL 32303-4069
Phone: (850) 219-6274
Fax: (850) 219-6275

ANALYTICAL RESULTS

Workorder: S1400162 Bay Tank & Fabricating

Lab ID: **S1400162001** Date Received: 03/15/14 10:00 Matrix: Soil

Sample ID: **BT-16 1'-2'** Date Collected: 03/13/14 15:50

Results for sample S1400162001 are reported on a dry weight basis.

Sample Description: Location:

Parameters	Results	Units	Qual	DF	Adjusted PQL	Adjusted MDL	Analyzed	Lab
Indeno(1,2,3-cd)pyrene	**0.0041**	**mg/Kg**	**U**	**1**	0.0087	0.0041	3/20/2014 15:50	J
Naphthalene	**0.0052**	**mg/Kg**	**U**	**1**	0.0087	0.0052	3/20/2014 15:50	J
Phenanthrene	**0.0063**	**mg/Kg**	**U**	**1**	0.0087	0.0063	3/20/2014 15:50	J
Pyrene	**0.0074**	**mg/Kg**	**U**	**1**	0.0087	0.0074	3/20/2014 15:50	J
Decafluorobiphenyl (S)	**101**	**%**		**1**	44.8-137		3/20/2014 15:50	

VOLATILES

Analysis Desc: 8260B Analysis, Soil Preparation Method: SW-846 5035

Analytical Method: SW-846 8260B

1,1,1,2-Tetrachloroethane	**0.0017**	**mg/Kg**	**U**	**1**	0.0033	0.0017	3/20/2014 12:17	J
1,1,1-Trichloroethane	**0.0015**	**mg/Kg**	**U**	**1**	0.0033	0.0015	3/20/2014 12:17	J
1,1,2,2-Tetrachloroethane	**0.0021**	**mg/Kg**	**U**	**1**	0.0033	0.0021	3/20/2014 12:17	J
1,1,2-Trichloroethane	**0.0015**	**mg/Kg**	**U**	**1**	0.0033	0.0015	3/20/2014 12:17	J
1,1-Dichloroethane	**0.0014**	**mg/Kg**	**U**	**1**	0.0033	0.0014	3/20/2014 12:17	J
1,1-Dichloroethylene	**0.0013**	**mg/Kg**	**U**	**1**	0.0033	0.0013	3/20/2014 12:17	J
1,1-Dichloropropene	**0.0012**	**mg/Kg**	**U**	**1**	0.0033	0.0012	3/20/2014 12:17	J
1,2,3-Trichlorobenzene	**0.0015**	**mg/Kg**	**U**	**1**	0.0033	0.0015	3/20/2014 12:17	J
1,2,3-Trichloropropane	**0.0015**	**mg/Kg**	**U**	**1**	0.0033	0.0015	3/20/2014 12:17	J
1,2,4-Trichlorobenzene	**0.0016**	**mg/Kg**	**U**	**1**	0.0033	0.0016	3/20/2014 12:17	J
1,2,4-Trimethylbenzene	**0.0011**	**mg/Kg**	**U**	**1**	0.0033	0.0011	3/20/2014 12:17	J
1,2-Dibromo-3-Chloropropane	**0.0043**	**mg/Kg**	**U**	**1**	0.0055	0.0043	3/20/2014 12:17	J
1,2-Dichlorobenzene	**0.0015**	**mg/Kg**	**U**	**1**	0.0033	0.0015	3/20/2014 12:17	J
1,2-Dichloroethane	**0.0015**	**mg/Kg**	**U**	**1**	0.0033	0.0015	3/20/2014 12:17	J
1,2-Dichloropropane	**0.0013**	**mg/Kg**	**U**	**1**	0.0033	0.0013	3/20/2014 12:17	J
1,3,5-Trimethylbenzene	**0.0011**	**mg/Kg**	**U**	**1**	0.0033	0.0011	3/20/2014 12:17	J
1,3-Dichlorobenzene	**0.0014**	**mg/Kg**	**U**	**1**	0.0033	0.0014	3/20/2014 12:17	J
1,3-Dichloropropane	**0.0018**	**mg/Kg**	**U**	**1**	0.0033	0.0018	3/20/2014 12:17	J
1,4-Dichlorobenzene	**0.0012**	**mg/Kg**	**U**	**1**	0.0033	0.0012	3/20/2014 12:17	J
2,2-Dichloropropane	**0.0011**	**mg/Kg**	**U**	**1**	0.0055	0.0011	3/20/2014 12:17	J
2-Butanone (MEK)	**0.0023**	**mg/Kg**	**U**	**1**	0.0055	0.0023	3/20/2014 12:17	J
2-Chloroethyl Vinyl Ether	**0.00083**	**mg/Kg**	**U**	**1**	0.0055	0.00083	3/20/2014 12:17	J
2-Chlorotoluene	**0.0011**	**mg/Kg**	**U**	**1**	0.0033	0.0011	3/20/2014 12:17	J
2-Hexanone	**0.0020**	**mg/Kg**	**U**	**1**	0.0055	0.0020	3/20/2014 12:17	J
4-Chlorotoluene	**0.0013**	**mg/Kg**	**U**	**1**	0.0033	0.0013	3/20/2014 12:17	J
4-Methyl-2-pentanone (MIBK)	**0.0012**	**mg/Kg**	**U**	**1**	0.0055	0.0012	3/20/2014 12:17	J
Acetone	**0.024**	**mg/Kg**		**1**	0.011	0.0027	3/20/2014 12:17	J
Benzene	**0.0013**	**mg/Kg**	**U**	**1**	0.0033	0.0013	3/20/2014 12:17	J
Bromobenzene	**0.0013**	**mg/Kg**	**U**	**1**	0.0033	0.0013	3/20/2014 12:17	J
Bromochloromethane	**0.0015**	**mg/Kg**	**U**	**1**	0.0033	0.0015	3/20/2014 12:17	J

CERTIFICATE OF ANALYSIS

This report shall not be reproduced, except in full,
without the written consent of Advanced Environmental Laboratories, Inc..

3004.1.0.0

Advanced Environmental Laboratories, Inc.
2639 N Monroe St Suite D
Tallahassee, FL 32303-4069
Phone: (850) 219-6274
Fax: (850) 219-6275

ANALYTICAL RESULTS

Workorder: S1400162 Bay Tank & Fabricating

Lab ID: **S1400162001** Date Received: 03/15/14 10:00 Matrix: Soil

Sample ID: **BT-16 1'-2'** Date Collected: 03/13/14 15:50

Results for sample S1400162001 are reported on a dry weight basis.

Sample Description: Location:

Parameters	Results	Units	Qual	DF	Adjusted PQL	Adjusted MDL	Analyzed	Lab
Bromodichloromethane	**0.0015**	**mg/Kg**	**U**	**1**	0.0033	0.0015	3/20/2014 12:17	J
Bromoform	**0.0021**	**mg/Kg**	**U**	**1**	0.0055	0.0021	3/20/2014 12:17	J
Bromomethane	**0.0014**	**mg/Kg**	**U**	**1**	0.0033	0.0014	3/20/2014 12:17	J
Carbon Disulfide	**0.0013**	**mg/Kg**	**U**	**1**	0.0055	0.0013	3/20/2014 12:17	J
Carbon Tetrachloride	**0.0015**	**mg/Kg**	**U**	**1**	0.0033	0.0015	3/20/2014 12:17	J
Chlorobenzene	**0.0016**	**mg/Kg**	**U**	**1**	0.0033	0.0016	3/20/2014 12:17	J
Chloroethane	**0.0011**	**mg/Kg**	**U**	**1**	0.0033	0.0011	3/20/2014 12:17	J
Chloroform	**0.0014**	**mg/Kg**	**U**	**1**	0.0033	0.0014	3/20/2014 12:17	J
Chloromethane	**0.0011**	**mg/Kg**	**U**	**1**	0.0033	0.0011	3/20/2014 12:17	J
Dibromochloromethane	**0.0014**	**mg/Kg**	**U**	**1**	0.0033	0.0014	3/20/2014 12:17	J
Dibromomethane	**0.0013**	**mg/Kg**	**U**	**1**	0.0033	0.0013	3/20/2014 12:17	J
Dichlorodifluoromethane	**0.00092**	**mg/Kg**	**U**	**1**	0.0033	0.00092	3/20/2014 12:17	J
Ethylbenzene	**0.0012**	**mg/Kg**	**U**	**1**	0.0033	0.0012	3/20/2014 12:17	J
Ethylene Dibromide (EDB)	**0.0015**	**mg/Kg**	**U**	**1**	0.0033	0.0015	3/20/2014 12:17	J
Hexachlorobutadiene	**0.0018**	**mg/Kg**	**U**	**1**	0.0033	0.0018	3/20/2014 12:17	J
Iodomethane (Methyl Iodide)	**0.0014**	**mg/Kg**	**U**	**1**	0.0033	0.0014	3/20/2014 12:17	J
Isopropylbenzene	**0.0014**	**mg/Kg**	**U**	**1**	0.0033	0.0014	3/20/2014 12:17	J
Methyl tert-butyl Ether (MTBE)	**0.0012**	**mg/Kg**	**U**	**1**	0.0033	0.0012	3/20/2014 12:17	J
Methylene Chloride	**0.0014**	**mg/Kg**	**I**	**1**	0.011	0.0013	3/20/2014 12:17	J
Styrene	**0.0011**	**mg/Kg**	**U**	**1**	0.0033	0.0011	3/20/2014 12:17	J
Tetrachloroethylene (PCE)	**0.0013**	**mg/Kg**	**U**	**1**	0.0033	0.0013	3/20/2014 12:17	J
Toluene	**0.0015**	**mg/Kg**	**U**	**1**	0.0033	0.0015	3/20/2014 12:17	J
Trichloroethene	**0.0011**	**mg/Kg**	**U**	**1**	0.0033	0.0011	3/20/2014 12:17	J
Trichlorofluoromethane	**0.00099**	**mg/Kg**	**U**	**1**	0.0033	0.00099	3/20/2014 12:17	J
Vinyl Acetate	**0.00096**	**mg/Kg**	**U**	**1**	0.0033	0.00096	3/20/2014 12:17	J
Vinyl Chloride	**0.0013**	**mg/Kg**	**U**	**1**	0.0033	0.0013	3/20/2014 12:17	J
Xylene (Total)	**0.0041**	**mg/Kg**	**U**	**1**	0.0098	0.0041	3/20/2014 12:17	J
cis-1,2-Dichloroethylene	**0.0016**	**mg/Kg**	**U**	**1**	0.0033	0.0016	3/20/2014 12:17	J
cis-1,3-Dichloropropene	**0.0012**	**mg/Kg**	**U**	**1**	0.0033	0.0012	3/20/2014 12:17	J
n-Butylbenzene	**0.0012**	**mg/Kg**	**U**	**1**	0.0033	0.0012	3/20/2014 12:17	J
n-propylbenzene	**0.0012**	**mg/Kg**	**U**	**1**	0.0033	0.0012	3/20/2014 12:17	J
sec-butylbenzene	**0.0012**	**mg/Kg**	**U**	**1**	0.0033	0.0012	3/20/2014 12:17	J
tert-butylbenzene	**0.0012**	**mg/Kg**	**U**	**1**	0.0033	0.0012	3/20/2014 12:17	J
trans-1,2-Dichloroethylene	**0.0011**	**mg/Kg**	**U**	**1**	0.0033	0.0011	3/20/2014 12:17	J
trans-1,3-Dichloropropylene	**0.00082**	**mg/Kg**	**U**	**1**	0.0033	0.00082	3/20/2014 12:17	J
1,2-Dichloroethane-d4 (S)	**98**	**%**		**1**	80-120		3/20/2014 12:17	
Toluene-d8 (S)	**101**	**%**		**1**	81-117		3/20/2014 12:17	
Bromofluorobenzene (S)	**94**	**%**		**1**	74-121		3/20/2014 12:17	

CERTIFICATE OF ANALYSIS

This report shall not be reproduced, except in full,
without the written consent of Advanced Environmental Laboratories, Inc..

Advanced Environmental Laboratories, Inc.
2639 N Monroe St Suite D
Tallahassee, FL 32303-4069
Phone: (850) 219-6274
Fax: (850) 219-6275

ANALYTICAL RESULTS

Workorder: S1400162 Bay Tank & Fabricating

Lab ID: **S1400162002** Date Received: 03/15/14 10:00 Matrix: Soil

Sample ID: **BT-14 1'-2'** Date Collected: 03/13/14 16:05

Results for sample S1400162002 are reported on a dry weight basis.

Sample Description: Location:

Parameters	Results	Units	Qual	DF	Adjusted PQL	Adjusted MDL	Analyzed	Lab
METALS								
Analysis Desc: SW846 6010B Analysis,Soils	Preparation Method: SW-846 3050B Analytical Method: SW-846 6010							
Arsenic	**0.24**	**mg/Kg**	**U**	**1**	0.26	0.24	3/20/2014 21:37	J
Barium	**7.2**	**mg/Kg**		**1**	0.053	0.030	3/20/2014 21:37	J
Cadmium	**0.033**	**mg/Kg**	**U**	**1**	0.16	0.033	3/20/2014 21:37	J
Chromium	**6.3**	**mg/Kg**		**1**	0.11	0.063	3/20/2014 21:37	J
Lead	**2.7**	**mg/Kg**		**1**	0.19	0.055	3/21/2014 20:00	J
Selenium	**0.32**	**mg/Kg**	**I**	**1**	0.53	0.20	3/20/2014 21:37	J
Silver	**0.032**	**mg/Kg**	**U**	**1**	0.11	0.032	3/21/2014 20:00	J
Analysis Desc: SW846 7471A Analysis, Soil	Preparation Method: SW-846 7471A Analytical Method: SW-846 7471A							
Mercury	**0.0034**	**mg/Kg**	**I**	**1**	0.0054	0.00075	3/20/2014 13:56	J
SEMIVOLATILES								
Analysis Desc: Flo-Pro Analysis, Soil	Preparation Method: FL-PRO Analytical Method: FL-PRO							
TPH	**18**	**mg/Kg**	**I**	**1**	18	4.3	3/20/2014 16:46	J
o-Terphenyl (S)	**94**	**%**		**1**	62-109		3/20/2014 16:46	
Nonatricontane-C39 (S)	**102**	**%**		**1**	60-118		3/20/2014 16:46	
Analysis Desc: 8270C-SIM Analysis, Soil	Preparation Method: SW-846 3550B Analytical Method: SW-846 8270C (SIM)							
1-Methylnaphthalene	**0.0061**	**mg/Kg**	**U**	**1**	0.0087	0.0061	3/20/2014 16:19	J
2-Methylnaphthalene	**0.0061**	**mg/Kg**	**U**	**1**	0.0087	0.0061	3/20/2014 16:19	J
Acenaphthene	**0.0063**	**mg/Kg**	**U**	**1**	0.0087	0.0063	3/20/2014 16:19	J
Acenaphthylene	**0.0059**	**mg/Kg**	**U**	**1**	0.0087	0.0059	3/20/2014 16:19	J
Anthracene	**0.0059**	**mg/Kg**	**U**	**1**	0.0087	0.0059	3/20/2014 16:19	J
Benzo[a]anthracene	**0.0068**	**mg/Kg**	**U**	**1**	0.0087	0.0068	3/20/2014 16:19	J
Benzo[a]pyrene	**0.0045**	**mg/Kg**	**U**	**1**	0.0087	0.0045	3/20/2014 16:19	J
Benzo[b]fluoranthene	**0.0047**	**mg/Kg**	**U**	**1**	0.0087	0.0047	3/20/2014 16:19	J
Benzo[g,h,i]perylene	**0.0058**	**mg/Kg**	**U**	**1**	0.0087	0.0058	3/20/2014 16:19	J
Benzo[k]fluoranthene	**0.0073**	**mg/Kg**	**U**	**1**	0.0087	0.0073	3/20/2014 16:19	J
Chrysene	**0.0075**	**mg/Kg**	**U**	**1**	0.0087	0.0075	3/20/2014 16:19	J
Dibenzo[a,h]anthracene	**0.0044**	**mg/Kg**	**U**	**1**	0.0087	0.0044	3/20/2014 16:19	J
Fluoranthene	**0.0061**	**mg/Kg**	**U**	**1**	0.0087	0.0061	3/20/2014 16:19	J
Fluorene	**0.0060**	**mg/Kg**	**U**	**1**	0.0087	0.0060	3/20/2014 16:19	J

CERTIFICATE OF ANALYSIS

This report shall not be reproduced, except in full,
without the written consent of Advanced Environmental Laboratories, Inc..

Advanced Environmental Laboratories, Inc.
2639 N Monroe St Suite D
Tallahassee, FL 32303-4069
Phone: (850) 219-6274
Fax: (850) 219-6275

ANALYTICAL RESULTS

Workorder: S1400162 Bay Tank & Fabricating

Lab ID: **S1400162002** Date Received: 03/15/14 10:00 Matrix: Soil

Sample ID: **BT-14 1'-2'** Date Collected: 03/13/14 16:05

Results for sample S1400162002 are reported on a dry weight basis.

Sample Description: Location:

Parameters	Results	Units	Qual	DF	Adjusted PQL	Adjusted MDL	Analyzed	Lab
Indeno(1,2,3-cd)pyrene	**0.0041**	**mg/Kg**	**U**	**1**	0.0087	0.0041	3/20/2014 16:19	J
Naphthalene	**0.0052**	**mg/Kg**	**U**	**1**	0.0087	0.0052	3/20/2014 16:19	J
Phenanthrene	**0.0063**	**mg/Kg**	**U**	**1**	0.0087	0.0063	3/20/2014 16:19	J
Pyrene	**0.0074**	**mg/Kg**	**U**	**1**	0.0087	0.0074	3/20/2014 16:19	J
Decafluorobiphenyl (S)	**86**	**%**		**1**	44.8-137		3/20/2014 16:19	

VOLATILES

Analysis Desc: 8260B Analysis, Soil Preparation Method: SW-846 5035

Analytical Method: SW-846 8260B

1,1,1,2-Tetrachloroethane	**0.0015**	**mg/Kg**	**U**	**1**	0.0029	0.0015	3/19/2014 20:49	J
1,1,1-Trichloroethane	**0.0013**	**mg/Kg**	**U**	**1**	0.0029	0.0013	3/19/2014 20:49	J
1,1,2,2-Tetrachloroethane	**0.0019**	**mg/Kg**	**U**	**1**	0.0029	0.0019	3/19/2014 20:49	J
1,1,2-Trichloroethane	**0.0013**	**mg/Kg**	**U**	**1**	0.0029	0.0013	3/19/2014 20:49	J
1,1-Dichloroethane	**0.0012**	**mg/Kg**	**U**	**1**	0.0029	0.0012	3/19/2014 20:49	J
1,1-Dichloroethylene	**0.0011**	**mg/Kg**	**U**	**1**	0.0029	0.0011	3/19/2014 20:49	J
1,1-Dichloropropene	**0.0010**	**mg/Kg**	**U**	**1**	0.0029	0.0010	3/19/2014 20:49	J
1,2,3-Trichlorobenzene	**0.0013**	**mg/Kg**	**U**	**1**	0.0029	0.0013	3/19/2014 20:49	J
1,2,3-Trichloropropane	**0.0013**	**mg/Kg**	**U**	**1**	0.0029	0.0013	3/19/2014 20:49	J
1,2,4-Trichlorobenzene	**0.0014**	**mg/Kg**	**U**	**1**	0.0029	0.0014	3/19/2014 20:49	J
1,2,4-Trimethylbenzene	**0.00097**	**mg/Kg**	**U**	**1**	0.0029	0.00097	3/19/2014 20:49	J
1,2-Dibromo-3-Chloropropane	**0.0038**	**mg/Kg**	**U**	**1**	0.0048	0.0038	3/19/2014 20:49	J
1,2-Dichlorobenzene	**0.0013**	**mg/Kg**	**U**	**1**	0.0029	0.0013	3/19/2014 20:49	J
1,2-Dichloroethane	**0.0013**	**mg/Kg**	**U**	**1**	0.0029	0.0013	3/19/2014 20:49	J
1,2-Dichloropropane	**0.0012**	**mg/Kg**	**U**	**1**	0.0029	0.0012	3/19/2014 20:49	J
1,3,5-Trimethylbenzene	**0.00095**	**mg/Kg**	**U**	**1**	0.0029	0.00095	3/19/2014 20:49	J
1,3-Dichlorobenzene	**0.0012**	**mg/Kg**	**U**	**1**	0.0029	0.0012	3/19/2014 20:49	J
1,3-Dichloropropane	**0.0015**	**mg/Kg**	**U**	**1**	0.0029	0.0015	3/19/2014 20:49	J
1,4-Dichlorobenzene	**0.0011**	**mg/Kg**	**U**	**1**	0.0029	0.0011	3/19/2014 20:49	J
2,2-Dichloropropane	**0.00093**	**mg/Kg**	**U**	**1**	0.0048	0.00093	3/19/2014 20:49	J
2-Butanone (MEK)	**0.0020**	**mg/Kg**	**U**	**1**	0.0048	0.0020	3/19/2014 20:49	J
2-Chloroethyl Vinyl Ether	**0.00073**	**mg/Kg**	**U**	**1**	0.0048	0.00073	3/19/2014 20:49	J
2-Chlorotoluene	**0.00097**	**mg/Kg**	**U**	**1**	0.0029	0.00097	3/19/2014 20:49	J
2-Hexanone	**0.0018**	**mg/Kg**	**U**	**1**	0.0048	0.0018	3/19/2014 20:49	J
4-Chlorotoluene	**0.0012**	**mg/Kg**	**U**	**1**	0.0029	0.0012	3/19/2014 20:49	J
4-Methyl-2-pentanone (MIBK)	**0.0010**	**mg/Kg**	**U**	**1**	0.0048	0.0010	3/19/2014 20:49	J
Acetone	**0.0059**	**mg/Kg**	**I**	**1**	0.0095	0.0024	3/19/2014 20:49	J
Benzene	**0.0012**	**mg/Kg**	**U**	**1**	0.0029	0.0012	3/19/2014 20:49	J
Bromobenzene	**0.0012**	**mg/Kg**	**U**	**1**	0.0029	0.0012	3/19/2014 20:49	J
Bromochloromethane	**0.0013**	**mg/Kg**	**U**	**1**	0.0029	0.0013	3/19/2014 20:49	J

CERTIFICATE OF ANALYSIS

This report shall not be reproduced, except in full,
without the written consent of Advanced Environmental Laboratories, Inc..

3004.1.0.0

Advanced Environmental Laboratories, Inc.
2639 N Monroe St Suite D
Tallahassee, FL 32303-4069
Phone: (850) 219-6274
Fax: (850) 219-6275

ANALYTICAL RESULTS

Workorder: S1400162 Bay Tank & Fabricating

Lab ID: **S1400162002** Date Received: 03/15/14 10:00 Matrix: Soil

Sample ID: **BT-14 1'-2'** Date Collected: 03/13/14 16:05

Results for sample S1400162002 are reported on a dry weight basis.

Sample Description: Location:

Parameters	Results	Units	Qual	DF	Adjusted PQL	Adjusted MDL	Analyzed	Lab
Bromodichloromethane	**0.0013**	**mg/Kg**	**U**	**1**	0.0029	0.0013	3/19/2014 20:49	J
Bromoform	**0.0019**	**mg/Kg**	**U**	**1**	0.0048	0.0019	3/19/2014 20:49	J
Bromomethane	**0.0012**	**mg/Kg**	**U**	**1**	0.0029	0.0012	3/19/2014 20:49	J
Carbon Disulfide	**0.0012**	**mg/Kg**	**U**	**1**	0.0048	0.0012	3/19/2014 20:49	J
Carbon Tetrachloride	**0.0013**	**mg/Kg**	**U**	**1**	0.0029	0.0013	3/19/2014 20:49	J
Chlorobenzene	**0.0014**	**mg/Kg**	**U**	**1**	0.0029	0.0014	3/19/2014 20:49	J
Chloroethane	**0.00095**	**mg/Kg**	**U**	**1**	0.0029	0.00095	3/19/2014 20:49	J
Chloroform	**0.0013**	**mg/Kg**	**U**	**1**	0.0029	0.0013	3/19/2014 20:49	J
Chloromethane	**0.00097**	**mg/Kg**	**U**	**1**	0.0029	0.00097	3/19/2014 20:49	J
Dibromochloromethane	**0.0012**	**mg/Kg**	**U**	**1**	0.0029	0.0012	3/19/2014 20:49	J
Dibromomethane	**0.0012**	**mg/Kg**	**U**	**1**	0.0029	0.0012	3/19/2014 20:49	J
Dichlorodifluoromethane	**0.00080**	**mg/Kg**	**U**	**1**	0.0029	0.00080	3/19/2014 20:49	J
Ethylbenzene	**0.0010**	**mg/Kg**	**U**	**1**	0.0029	0.0010	3/19/2014 20:49	J
Ethylene Dibromide (EDB)	**0.0013**	**mg/Kg**	**U**	**1**	0.0029	0.0013	3/19/2014 20:49	J
Hexachlorobutadiene	**0.0015**	**mg/Kg**	**U**	**1**	0.0029	0.0015	3/19/2014 20:49	J
Iodomethane (Methyl Iodide)	**0.0012**	**mg/Kg**	**U**	**1**	0.0029	0.0012	3/19/2014 20:49	J
Isopropylbenzene	**0.0012**	**mg/Kg**	**U**	**1**	0.0029	0.0012	3/19/2014 20:49	J
Methyl tert-butyl Ether (MTBE)	**0.0011**	**mg/Kg**	**U**	**1**	0.0029	0.0011	3/19/2014 20:49	J
Methylene Chloride	**0.0011**	**mg/Kg**	**U**	**1**	0.0095	0.0011	3/19/2014 20:49	J
Styrene	**0.00094**	**mg/Kg**	**U**	**1**	0.0029	0.00094	3/19/2014 20:49	J
Tetrachloroethylene (PCE)	**0.0012**	**mg/Kg**	**U**	**1**	0.0029	0.0012	3/19/2014 20:49	J
Toluene	**0.0013**	**mg/Kg**	**U**	**1**	0.0029	0.0013	3/19/2014 20:49	J
Trichloroethene	**0.00097**	**mg/Kg**	**U**	**1**	0.0029	0.00097	3/19/2014 20:49	J
Trichlorofluoromethane	**0.00087**	**mg/Kg**	**U**	**1**	0.0029	0.00087	3/19/2014 20:49	J
Vinyl Acetate	**0.00084**	**mg/Kg**	**U**	**1**	0.0029	0.00084	3/19/2014 20:49	J
Vinyl Chloride	**0.0012**	**mg/Kg**	**U**	**1**	0.0029	0.0012	3/19/2014 20:49	J
Xylene (Total)	**0.0036**	**mg/Kg**	**U**	**1**	0.0086	0.0036	3/19/2014 20:49	J
cis-1,2-Dichloroethylene	**0.0014**	**mg/Kg**	**U**	**1**	0.0029	0.0014	3/19/2014 20:49	J
cis-1,3-Dichloropropene	**0.0010**	**mg/Kg**	**U**	**1**	0.0029	0.0010	3/19/2014 20:49	J
n-Butylbenzene	**0.0010**	**mg/Kg**	**U**	**1**	0.0029	0.0010	3/19/2014 20:49	J
n-propylbenzene	**0.0011**	**mg/Kg**	**U**	**1**	0.0029	0.0011	3/19/2014 20:49	J
sec-butylbenzene	**0.0011**	**mg/Kg**	**U**	**1**	0.0029	0.0011	3/19/2014 20:49	J
tert-butylbenzene	**0.0011**	**mg/Kg**	**U**	**1**	0.0029	0.0011	3/19/2014 20:49	J
trans-1,2-Dichloroethylene	**0.00094**	**mg/Kg**	**U**	**1**	0.0029	0.00094	3/19/2014 20:49	J
trans-1,3-Dichloropropylene	**0.00072**	**mg/Kg**	**U**	**1**	0.0029	0.00072	3/19/2014 20:49	J
1,2-Dichloroethane-d4 (S)	**98**	**%**		**1**	80-120		3/19/2014 20:49	
Toluene-d8 (S)	**102**	**%**		**1**	81-117		3/19/2014 20:49	
Bromofluorobenzene (S)	**104**	**%**		**1**	74-121		3/19/2014 20:49	

CERTIFICATE OF ANALYSIS

This report shall not be reproduced, except in full,
without the written consent of Advanced Environmental Laboratories, Inc..

Advanced Environmental Laboratories, Inc.
2639 N Monroe St Suite D
Tallahassee, FL 32303-4069
Phone: (850) 219-6274
Fax: (850) 219-6275

ANALYTICAL RESULTS

Workorder: S1400162 Bay Tank & Fabricating

Lab ID: **S1400162003** Date Received: 03/15/14 10:00 Matrix: Soil

Sample ID: **BT-17 0.5'-1'** Date Collected: 03/13/14 16:20

Results for sample S1400162003 are reported on a dry weight basis.

Sample Description: Location:

Parameters	Results	Units	Qual	DF	Adjusted PQL	Adjusted MDL	Analyzed	Lab
METALS								
Analysis Desc: SW846 6010B Analysis,Soils	Preparation Method: SW-846 3050B Analytical Method: SW-846 6010							
Arsenic	**0.87**	**mg/Kg**		**1**	0.36	0.33	3/20/2014 21:41	J
Barium	**35**	**mg/Kg**		**1**	0.072	0.041	3/20/2014 21:41	J
Cadmium	**0.36**	**mg/Kg**		**1**	0.22	0.045	3/20/2014 21:41	J
Chromium	**62**	**mg/Kg**		**1**	0.14	0.086	3/20/2014 21:41	J
Lead	**7.4**	**mg/Kg**		**1**	0.26	0.076	3/21/2014 20:04	J
Selenium	**0.27**	**mg/Kg**	**U**	**1**	0.72	0.27	3/20/2014 21:41	J
Silver	**0.076**	**mg/Kg**	**I**	**1**	0.15	0.044	3/21/2014 20:04	J
Analysis Desc: SW846 7471A Analysis, Soil	Preparation Method: SW-846 7471A Analytical Method: SW-846 7471A							
Mercury	**0.00099**	**mg/Kg**	**U**	**1**	0.0071	0.00099	3/20/2014 14:18	J

Lab ID: **S1400162004** Date Received: 03/15/14 10:00 Matrix: Soil

Sample ID: **BT-18 0.5'-1'** Date Collected: 03/13/14 16:30

Results for sample S1400162004 are reported on a dry weight basis.

Sample Description: Location:

Parameters	Results	Units	Qual	DF	Adjusted PQL	Adjusted MDL	Analyzed	Lab
METALS								
Analysis Desc: SW846 6010B Analysis,Soils	Preparation Method: SW-846 3050B Analytical Method: SW-846 6010							
Arsenic	**0.28**	**mg/Kg**	**U**	**1**	0.31	0.28	3/20/2014 21:46	J
Barium	**140**	**mg/Kg**		**1**	0.061	0.035	3/20/2014 21:46	J
Cadmium	**0.84**	**mg/Kg**		**1**	0.18	0.038	3/20/2014 21:46	J
Chromium	**340**	**mg/Kg**		**1**	0.12	0.073	3/20/2014 21:46	J
Lead	**90**	**mg/Kg**		**1**	0.21	0.061	3/21/2014 20:09	J
Selenium	**0.27**	**mg/Kg**	**I**	**1**	0.61	0.23	3/20/2014 21:46	J
Silver	**1.8**	**mg/Kg**		**1**	0.12	0.036	3/21/2014 20:09	J
Analysis Desc: SW846 7471A Analysis, Soil	Preparation Method: SW-846 7471A Analytical Method: SW-846 7471A							
Mercury	**0.00086**	**mg/Kg**	**U**	**1**	0.0062	0.00086	3/20/2014 14:20	J

CERTIFICATE OF ANALYSIS

This report shall not be reproduced, except in full,
without the written consent of Advanced Environmental Laboratories, Inc..

Advanced Environmental Laboratories, Inc.
2639 N Monroe St Suite D
Tallahassee, FL 32303-4069
Phone: (850) 219-6274
Fax: (850) 219-6275

ANALYTICAL RESULTS

Workorder: S1400162 Bay Tank & Fabricating

Lab ID: **S1400162004** Date Received: 03/15/14 10:00 Matrix: Soil

Sample ID: **BT-18 0.5'-1'** Date Collected: 03/13/14 16:30

Results for sample S1400162004 are reported on a dry weight basis.

Sample Description: Location:

Parameters	Results	Units	Qual	DF	Adjusted PQL	Adjusted MDL	Analyzed	Lab
SEMIVOLATILES								
Analysis Desc: Flo-Pro Analysis, Soil	Preparation Method: FL-PRO Analytical Method: FL-PRO							
TPH	**320**	**mg/Kg**		**1**	21	4.9	3/20/2014 17:13	J
o-Terphenyl (S)	**101**	**%**		**1**	62-109		3/20/2014 17:13	
Nonatricontane-C39 (S)	**104**	**%**		**1**	60-118		3/20/2014 17:13	
Analysis Desc: 8270C-SIM Analysis, Soil	Preparation Method: SW-846 3550B Analytical Method: SW-846 8270C (SIM)							
1-Methylnaphthalene	**0.0070**	**mg/Kg**	**U**	**1**	0.0099	0.0070	3/20/2014 16:47	J
2-Methylnaphthalene	**0.0069**	**mg/Kg**	**U**	**1**	0.0099	0.0069	3/20/2014 16:47	J
Acenaphthene	**0.0071**	**mg/Kg**	**U**	**1**	0.0099	0.0071	3/20/2014 16:47	J
Acenaphthylene	**0.0067**	**mg/Kg**	**U**	**1**	0.0099	0.0067	3/20/2014 16:47	J
Anthracene	**0.0067**	**mg/Kg**	**U**	**1**	0.0099	0.0067	3/20/2014 16:47	J
Benzo[a]anthracene	**0.017**	**mg/Kg**		**1**	0.0099	0.0077	3/20/2014 16:47	J
Benzo[a]pyrene	**0.024**	**mg/Kg**		**1**	0.0099	0.0052	3/20/2014 16:47	J
Benzo[b]fluoranthene	**0.070**	**mg/Kg**		**1**	0.0099	0.0053	3/20/2014 16:47	J
Benzo[g,h,i]perylene	**0.032**	**mg/Kg**		**1**	0.0099	0.0066	3/20/2014 16:47	J
Benzo[k]fluoranthene	**0.035**	**mg/Kg**		**1**	0.0099	0.0082	3/20/2014 16:47	J
Chrysene	**0.055**	**mg/Kg**		**1**	0.0099	0.0085	3/20/2014 16:47	J
Dibenzo[a,h]anthracene	**0.0082**	**mg/Kg**	**I**	**1**	0.0099	0.0050	3/20/2014 16:47	J
Fluoranthene	**0.032**	**mg/Kg**		**1**	0.0099	0.0070	3/20/2014 16:47	J
Fluorene	**0.0068**	**mg/Kg**	**U**	**1**	0.0099	0.0068	3/20/2014 16:47	J
Indeno(1,2,3-cd)pyrene	**0.028**	**mg/Kg**		**1**	0.0099	0.0046	3/20/2014 16:47	J
Naphthalene	**0.0059**	**mg/Kg**	**U**	**1**	0.0099	0.0059	3/20/2014 16:47	J
Phenanthrene	**0.013**	**mg/Kg**		**1**	0.0099	0.0072	3/20/2014 16:47	J
Pyrene	**0.060**	**mg/Kg**		**1**	0.0099	0.0084	3/20/2014 16:47	J
Decafluorobiphenyl (S)	**75**	**%**		**1**	44.8-137		3/20/2014 16:47	
VOLATILES								
Analysis Desc: 8260B Analysis, Soil	Preparation Method: SW-846 5035 Analytical Method: SW-846 8260B							
1,1,1,2-Tetrachloroethane	**0.0020**	**mg/Kg**	**U**	**1**	0.0039	0.0020	3/20/2014 13:03	J
1,1,1-Trichloroethane	**0.0018**	**mg/Kg**	**U**	**1**	0.0039	0.0018	3/20/2014 13:03	J
1,1,2,2-Tetrachloroethane	**0.0025**	**mg/Kg**	**U**	**1**	0.0039	0.0025	3/20/2014 13:03	J
1,1,2-Trichloroethane	**0.0017**	**mg/Kg**	**U**	**1**	0.0039	0.0017	3/20/2014 13:03	J
1,1-Dichloroethane	**0.0016**	**mg/Kg**	**U**	**1**	0.0039	0.0016	3/20/2014 13:03	J
1,1-Dichloroethylene	**0.0015**	**mg/Kg**	**U**	**1**	0.0039	0.0015	3/20/2014 13:03	J

CERTIFICATE OF ANALYSIS

This report shall not be reproduced, except in full,
without the written consent of Advanced Environmental Laboratories, Inc..

Advanced Environmental Laboratories, Inc.
2639 N Monroe St Suite D
Tallahassee, FL 32303-4069
Phone: (850) 219-6274
Fax: (850) 219-6275

ANALYTICAL RESULTS

Workorder: S1400162 Bay Tank & Fabricating

Lab ID: **S1400162004** Date Received: 03/15/14 10:00 Matrix: Soil

Sample ID: **BT-18 0.5'-1'** Date Collected: 03/13/14 16:30

Results for sample S1400162004 are reported on a dry weight basis.

Sample Description: Location:

Parameters	Results	Units	Qual	DF	Adjusted PQL	Adjusted MDL	Analyzed	Lab
1,1-Dichloropropene	**0.0014**	**mg/Kg**	**U**	**1**	0.0039	0.0014	3/20/2014 13:03	J
1,2,3-Trichlorobenzene	**0.0018**	**mg/Kg**	**U**	**1**	0.0039	0.0018	3/20/2014 13:03	J
1,2,3-Trichloropropane	**0.0017**	**mg/Kg**	**U**	**1**	0.0039	0.0017	3/20/2014 13:03	J
1,2,4-Trichlorobenzene	**0.0018**	**mg/Kg**	**U**	**1**	0.0039	0.0018	3/20/2014 13:03	J
1,2,4-Trimethylbenzene	**0.0013**	**mg/Kg**	**U**	**1**	0.0039	0.0013	3/20/2014 13:03	J
1,2-Dibromo-3-Chloropropane	**0.0051**	**mg/Kg**	**U**	**1**	0.0064	0.0051	3/20/2014 13:03	J
1,2-Dichlorobenzene	**0.0017**	**mg/Kg**	**U**	**1**	0.0039	0.0017	3/20/2014 13:03	J
1,2-Dichloroethane	**0.0018**	**mg/Kg**	**U**	**1**	0.0039	0.0018	3/20/2014 13:03	J
1,2-Dichloropropane	**0.0016**	**mg/Kg**	**U**	**1**	0.0039	0.0016	3/20/2014 13:03	J
1,3,5-Trimethylbenzene	**0.0013**	**mg/Kg**	**U**	**1**	0.0039	0.0013	3/20/2014 13:03	J
1,3-Dichlorobenzene	**0.0016**	**mg/Kg**	**U**	**1**	0.0039	0.0016	3/20/2014 13:03	J
1,3-Dichloropropane	**0.0021**	**mg/Kg**	**U**	**1**	0.0039	0.0021	3/20/2014 13:03	J
1,4-Dichlorobenzene	**0.0015**	**mg/Kg**	**U**	**1**	0.0039	0.0015	3/20/2014 13:03	J
2,2-Dichloropropane	**0.0012**	**mg/Kg**	**U**	**1**	0.0064	0.0012	3/20/2014 13:03	J
2-Butanone (MEK)	**0.0027**	**mg/Kg**	**U**	**1**	0.0064	0.0027	3/20/2014 13:03	J
2-Chloroethyl Vinyl Ether	**0.00098**	**mg/Kg**	**U**	**1**	0.0064	0.00098	3/20/2014 13:03	J
2-Chlorotoluene	**0.0013**	**mg/Kg**	**U**	**1**	0.0039	0.0013	3/20/2014 13:03	J
2-Hexanone	**0.0024**	**mg/Kg**	**U**	**1**	0.0064	0.0024	3/20/2014 13:03	J
4-Chlorotoluene	**0.0016**	**mg/Kg**	**U**	**1**	0.0039	0.0016	3/20/2014 13:03	J
4-Methyl-2-pentanone (MIBK)	**0.0014**	**mg/Kg**	**U**	**1**	0.0064	0.0014	3/20/2014 13:03	J
Acetone	**0.0032**	**mg/Kg**	**U**	**1**	0.013	0.0032	3/20/2014 13:03	J
Benzene	**0.0016**	**mg/Kg**	**U**	**1**	0.0039	0.0016	3/20/2014 13:03	J
Bromobenzene	**0.0016**	**mg/Kg**	**U**	**1**	0.0039	0.0016	3/20/2014 13:03	J
Bromochloromethane	**0.0017**	**mg/Kg**	**U**	**1**	0.0039	0.0017	3/20/2014 13:03	J
Bromodichloromethane	**0.0017**	**mg/Kg**	**U**	**1**	0.0039	0.0017	3/20/2014 13:03	J
Bromoform	**0.0025**	**mg/Kg**	**U**	**1**	0.0064	0.0025	3/20/2014 13:03	J
Bromomethane	**0.0017**	**mg/Kg**	**U**	**1**	0.0039	0.0017	3/20/2014 13:03	J
Carbon Disulfide	**0.0016**	**mg/Kg**	**U**	**1**	0.0064	0.0016	3/20/2014 13:03	J
Carbon Tetrachloride	**0.0018**	**mg/Kg**	**U**	**1**	0.0039	0.0018	3/20/2014 13:03	J
Chlorobenzene	**0.0019**	**mg/Kg**	**U**	**1**	0.0039	0.0019	3/20/2014 13:03	J
Chloroethane	**0.0013**	**mg/Kg**	**U**	**1**	0.0039	0.0013	3/20/2014 13:03	J
Chloroform	**0.0017**	**mg/Kg**	**U**	**1**	0.0039	0.0017	3/20/2014 13:03	J
Chloromethane	**0.0013**	**mg/Kg**	**U**	**1**	0.0039	0.0013	3/20/2014 13:03	J
Dibromochloromethane	**0.0017**	**mg/Kg**	**U**	**1**	0.0039	0.0017	3/20/2014 13:03	J
Dibromomethane	**0.0016**	**mg/Kg**	**U**	**1**	0.0039	0.0016	3/20/2014 13:03	J
Dichlorodifluoromethane	**0.0011**	**mg/Kg**	**U**	**1**	0.0039	0.0011	3/20/2014 13:03	J
Ethylbenzene	**0.0014**	**mg/Kg**	**U**	**1**	0.0039	0.0014	3/20/2014 13:03	J
Ethylene Dibromide (EDB)	**0.0018**	**mg/Kg**	**U**	**1**	0.0039	0.0018	3/20/2014 13:03	J
Hexachlorobutadiene	**0.0021**	**mg/Kg**	**U**	**1**	0.0039	0.0021	3/20/2014 13:03	J
Iodomethane (Methyl Iodide)	**0.0016**	**mg/Kg**	**U**	**1**	0.0039	0.0016	3/20/2014 13:03	J

CERTIFICATE OF ANALYSIS

This report shall not be reproduced, except in full,
without the written consent of Advanced Environmental Laboratories, Inc..

Advanced Environmental Laboratories, Inc.
2639 N Monroe St Suite D
Tallahassee, FL 32303-4069
Phone: (850) 219-6274
Fax: (850) 219-6275

ANALYTICAL RESULTS

Workorder: S1400162 Bay Tank & Fabricating

Lab ID: **S1400162004** Date Received: 03/15/14 10:00 Matrix: Soil

Sample ID: **BT-18 0.5'-1'** Date Collected: 03/13/14 16:30

Results for sample S1400162004 are reported on a dry weight basis.

Sample Description: Location:

Parameters	Results	Units	Qual	DF	Adjusted PQL	Adjusted MDL	Analyzed	Lab
Isopropylbenzene	**0.0016**	**mg/Kg**	**U**	**1**	0.0039	0.0016	3/20/2014 13:03	J
Methyl tert-butyl Ether (MTBE)	**0.0015**	**mg/Kg**	**U**	**1**	0.0039	0.0015	3/20/2014 13:03	J
Methylene Chloride	**0.0015**	**mg/Kg**	**U**	**1**	0.013	0.0015	3/20/2014 13:03	J
Styrene	**0.0013**	**mg/Kg**	**U**	**1**	0.0039	0.0013	3/20/2014 13:03	J
Tetrachloroethylene (PCE)	**0.0016**	**mg/Kg**	**U**	**1**	0.0039	0.0016	3/20/2014 13:03	J
Toluene	**0.0018**	**mg/Kg**	**U**	**1**	0.0039	0.0018	3/20/2014 13:03	J
Trichloroethene	**0.0013**	**mg/Kg**	**U**	**1**	0.0039	0.0013	3/20/2014 13:03	J
Trichlorofluoromethane	**0.0012**	**mg/Kg**	**U**	**1**	0.0039	0.0012	3/20/2014 13:03	J
Vinyl Acetate	**0.0011**	**mg/Kg**	**U**	**1**	0.0039	0.0011	3/20/2014 13:03	J
Vinyl Chloride	**0.0016**	**mg/Kg**	**U**	**1**	0.0039	0.0016	3/20/2014 13:03	J
Xylene (Total)	**0.0049**	**mg/Kg**	**U**	**1**	0.012	0.0049	3/20/2014 13:03	J
cis-1,2-Dichloroethylene	**0.0018**	**mg/Kg**	**U**	**1**	0.0039	0.0018	3/20/2014 13:03	J
cis-1,3-Dichloropropene	**0.0014**	**mg/Kg**	**U**	**1**	0.0039	0.0014	3/20/2014 13:03	J
n-Butylbenzene	**0.0014**	**mg/Kg**	**U**	**1**	0.0039	0.0014	3/20/2014 13:03	J
n-propylbenzene	**0.0014**	**mg/Kg**	**U**	**1**	0.0039	0.0014	3/20/2014 13:03	J
sec-butylbenzene	**0.0014**	**mg/Kg**	**U**	**1**	0.0039	0.0014	3/20/2014 13:03	J
tert-butylbenzene	**0.0014**	**mg/Kg**	**U**	**1**	0.0039	0.0014	3/20/2014 13:03	J
trans-1,2-Dichloroethylene	**0.0013**	**mg/Kg**	**U**	**1**	0.0039	0.0013	3/20/2014 13:03	J
trans-1,3-Dichloropropylene	**0.00096**	**mg/Kg**	**U**	**1**	0.0039	0.00096	3/20/2014 13:03	J
1,2-Dichloroethane-d4 (S)	**96**	**%**		**1**	80-120		3/20/2014 13:03	
Toluene-d8 (S)	**103**	**%**		**1**	81-117		3/20/2014 13:03	
Bromofluorobenzene (S)	**118**	**%**		**1**	74-121		3/20/2014 13:03	

Lab ID: **S1400162005** Date Received: 03/15/14 10:00 Matrix: Soil

Sample ID: **BT-19 1'-2'** Date Collected: 03/13/14 16:50

Results for sample S1400162005 are reported on a dry weight basis.

Sample Description: Location:

Parameters	Results	Units	Qual	DF	Adjusted PQL	Adjusted MDL	Analyzed	Lab
METALS								
Analysis Desc: SW846 6010B Analysis,Soils	Preparation Method: SW-846 3050B Analytical Method: SW-846 6010							
Arsenic	**0.24**	**mg/Kg**	**U**	**1**	0.27	0.24	3/20/2014 21:51	J
Barium	**4.7**	**mg/Kg**		**1**	0.053	0.030	3/20/2014 21:51	J
Cadmium	**0.033**	**mg/Kg**	**U**	**1**	0.16	0.033	3/20/2014 21:51	J
Chromium	**5.8**	**mg/Kg**		**1**	0.11	0.063	3/20/2014 21:51	J
Lead	**2.7**	**mg/Kg**		**1**	0.19	0.054	3/21/2014 20:37	J

CERTIFICATE OF ANALYSIS

This report shall not be reproduced, except in full,
without the written consent of Advanced Environmental Laboratories, Inc..

3004.1.0.0

Advanced Environmental Laboratories, Inc.
2639 N Monroe St Suite D
Tallahassee, FL 32303-4069
Phone: (850) 219-6274
Fax: (850) 219-6275

ANALYTICAL RESULTS

Workorder: S1400162 Bay Tank & Fabricating

Lab ID: **S1400162005** Date Received: 03/15/14 10:00 Matrix: Soil

Sample ID: **BT-19 1'-2'** Date Collected: 03/13/14 16:50

Results for sample S1400162005 are reported on a dry weight basis.

Sample Description: Location:

Parameters	Results	Units	Qual	DF	Adjusted PQL	Adjusted MDL	Analyzed	Lab
Selenium	**0.20**	**mg/Kg**	**U**	**1**	0.53	0.20	3/20/2014 21:51	J
Silver	**0.032**	**mg/Kg**	**U**	**1**	0.11	0.032	3/21/2014 20:37	J
Analysis Desc: SW846 7471A Analysis, Soil	Preparation Method: SW-846 7471A Analytical Method: SW-846 7471A							
Mercury	**0.0057**	**mg/Kg**		**1**	0.0051	0.00071	3/20/2014 14:23	J
SEMIVOLATILES								
Analysis Desc: Flo-Pro Analysis, Soil	Preparation Method: FL-PRO Analytical Method: FL-PRO							
TPH	**29**	**mg/Kg**		**1**	18	4.3	3/20/2014 17:39	J
o-Terphenyl (S)	**104**	**%**		**1**	62-109		3/20/2014 17:39	
Nonatricontane-C39 (S)	**113**	**%**		**1**	60-118		3/20/2014 17:39	
Analysis Desc: 8270C-SIM Analysis, Soil	Preparation Method: SW-846 3550B Analytical Method: SW-846 8270C (SIM)							
1-Methylnaphthalene	**0.0061**	**mg/Kg**	**U**	**1**	0.0087	0.0061	3/20/2014 17:16	J
2-Methylnaphthalene	**0.0061**	**mg/Kg**	**U**	**1**	0.0087	0.0061	3/20/2014 17:16	J
Acenaphthene	**0.0062**	**mg/Kg**	**U**	**1**	0.0087	0.0062	3/20/2014 17:16	J
Acenaphthylene	**0.0059**	**mg/Kg**	**U**	**1**	0.0087	0.0059	3/20/2014 17:16	J
Anthracene	**0.0059**	**mg/Kg**	**U**	**1**	0.0087	0.0059	3/20/2014 17:16	J
Benzo[a]anthracene	**0.0068**	**mg/Kg**	**U**	**1**	0.0087	0.0068	3/20/2014 17:16	J
Benzo[a]pyrene	**0.0045**	**mg/Kg**	**U**	**1**	0.0087	0.0045	3/20/2014 17:16	J
Benzo[b]fluoranthene	**0.0080**	**mg/Kg**	**I**	**1**	0.0087	0.0047	3/20/2014 17:16	J
Benzo[g,h,i]perylene	**0.0058**	**mg/Kg**	**U**	**1**	0.0087	0.0058	3/20/2014 17:16	J
Benzo[k]fluoranthene	**0.0073**	**mg/Kg**	**U**	**1**	0.0087	0.0073	3/20/2014 17:16	J
Chrysene	**0.0074**	**mg/Kg**	**U**	**1**	0.0087	0.0074	3/20/2014 17:16	J
Dibenzo[a,h]anthracene	**0.0044**	**mg/Kg**	**U**	**1**	0.0087	0.0044	3/20/2014 17:16	J
Fluoranthene	**0.0061**	**mg/Kg**	**U**	**1**	0.0087	0.0061	3/20/2014 17:16	J
Fluorene	**0.0060**	**mg/Kg**	**U**	**1**	0.0087	0.0060	3/20/2014 17:16	J
Indeno(1,2,3-cd)pyrene	**0.0041**	**mg/Kg**	**U**	**1**	0.0087	0.0041	3/20/2014 17:16	J
Naphthalene	**0.0052**	**mg/Kg**	**U**	**1**	0.0087	0.0052	3/20/2014 17:16	J
Phenanthrene	**0.0063**	**mg/Kg**	**U**	**1**	0.0087	0.0063	3/20/2014 17:16	J
Pyrene	**0.0073**	**mg/Kg**	**U**	**1**	0.0087	0.0073	3/20/2014 17:16	J
Decafluorobiphenyl (S)	**84**	**%**		**1**	44.8-137		3/20/2014 17:16	

VOLATILES

CERTIFICATE OF ANALYSIS

This report shall not be reproduced, except in full,
without the written consent of Advanced Environmental Laboratories, Inc..

3004.1.0.0

Advanced Environmental Laboratories, Inc.
2639 N Monroe St Suite D
Tallahassee, FL 32303-4069
Phone: (850) 219-6274
Fax: (850) 219-6275

ANALYTICAL RESULTS

Workorder: S1400162 Bay Tank & Fabricating

Lab ID: **S1400162005** Date Received: 03/15/14 10:00 Matrix: Soil

Sample ID: **BT-19 1'-2'** Date Collected: 03/13/14 16:50

Results for sample S1400162005 are reported on a dry weight basis.

Sample Description: Location:

Parameters	Results	Units	Qual	DF	Adjusted PQL	Adjusted MDL	Analyzed	Lab
Analysis Desc: 8260B Analysis, Soil	Preparation Method: SW-846 5035							
	Analytical Method: SW-846 8260B							
1,1,1,2-Tetrachloroethane	**0.0015**	**mg/Kg**	**U**	**1**	0.0029	0.0015	3/19/2014 22:19	J
1,1,1-Trichloroethane	**0.0013**	**mg/Kg**	**U**	**1**	0.0029	0.0013	3/19/2014 22:19	J
1,1,2,2-Tetrachloroethane	**0.0019**	**mg/Kg**	**U**	**1**	0.0029	0.0019	3/19/2014 22:19	J
1,1,2-Trichloroethane	**0.0013**	**mg/Kg**	**U**	**1**	0.0029	0.0013	3/19/2014 22:19	J
1,1-Dichloroethane	**0.0012**	**mg/Kg**	**U**	**1**	0.0029	0.0012	3/19/2014 22:19	J
1,1-Dichloroethylene	**0.0012**	**mg/Kg**	**U**	**1**	0.0029	0.0012	3/19/2014 22:19	J
1,1-Dichloropropene	**0.0010**	**mg/Kg**	**U**	**1**	0.0029	0.0010	3/19/2014 22:19	J
1,2,3-Trichlorobenzene	**0.0013**	**mg/Kg**	**U**	**1**	0.0029	0.0013	3/19/2014 22:19	J
1,2,3-Trichloropropane	**0.0013**	**mg/Kg**	**U**	**1**	0.0029	0.0013	3/19/2014 22:19	J
1,2,4-Trichlorobenzene	**0.0014**	**mg/Kg**	**U**	**1**	0.0029	0.0014	3/19/2014 22:19	J
1,2,4-Trimethylbenzene	**0.00099**	**mg/Kg**	**U**	**1**	0.0029	0.00099	3/19/2014 22:19	J
1,2-Dibromo-3-Chloropropane	**0.0038**	**mg/Kg**	**U**	**1**	0.0048	0.0038	3/19/2014 22:19	J
1,2-Dichlorobenzene	**0.0013**	**mg/Kg**	**U**	**1**	0.0029	0.0013	3/19/2014 22:19	J
1,2-Dichloroethane	**0.0014**	**mg/Kg**	**U**	**1**	0.0029	0.0014	3/19/2014 22:19	J
1,2-Dichloropropane	**0.0012**	**mg/Kg**	**U**	**1**	0.0029	0.0012	3/19/2014 22:19	J
1,3,5-Trimethylbenzene	**0.00097**	**mg/Kg**	**U**	**1**	0.0029	0.00097	3/19/2014 22:19	J
1,3-Dichlorobenzene	**0.0012**	**mg/Kg**	**U**	**1**	0.0029	0.0012	3/19/2014 22:19	J
1,3-Dichloropropane	**0.0016**	**mg/Kg**	**U**	**1**	0.0029	0.0016	3/19/2014 22:19	J
1,4-Dichlorobenzene	**0.0011**	**mg/Kg**	**U**	**1**	0.0029	0.0011	3/19/2014 22:19	J
2,2-Dichloropropane	**0.00094**	**mg/Kg**	**U**	**1**	0.0048	0.00094	3/19/2014 22:19	J
2-Butanone (MEK)	**0.0020**	**mg/Kg**	**U**	**1**	0.0048	0.0020	3/19/2014 22:19	J
2-Chloroethyl Vinyl Ether	**0.00074**	**mg/Kg**	**U**	**1**	0.0048	0.00074	3/19/2014 22:19	J
2-Chlorotoluene	**0.00099**	**mg/Kg**	**U**	**1**	0.0029	0.00099	3/19/2014 22:19	J
2-Hexanone	**0.0018**	**mg/Kg**	**U**	**1**	0.0048	0.0018	3/19/2014 22:19	J
4-Chlorotoluene	**0.0012**	**mg/Kg**	**U**	**1**	0.0029	0.0012	3/19/2014 22:19	J
4-Methyl-2-pentanone (MIBK)	**0.0010**	**mg/Kg**	**U**	**1**	0.0048	0.0010	3/19/2014 22:19	J
Acetone	**0.021**	**mg/Kg**		**1**	0.0097	0.0024	3/19/2014 22:19	J
Benzene	**0.0012**	**mg/Kg**	**U**	**1**	0.0029	0.0012	3/19/2014 22:19	J
Bromobenzene	**0.0012**	**mg/Kg**	**U**	**1**	0.0029	0.0012	3/19/2014 22:19	J
Bromochloromethane	**0.0013**	**mg/Kg**	**U**	**1**	0.0029	0.0013	3/19/2014 22:19	J
Bromodichloromethane	**0.0013**	**mg/Kg**	**U**	**1**	0.0029	0.0013	3/19/2014 22:19	J
Bromoform	**0.0019**	**mg/Kg**	**U**	**1**	0.0048	0.0019	3/19/2014 22:19	J
Bromomethane	**0.0012**	**mg/Kg**	**U**	**1**	0.0029	0.0012	3/19/2014 22:19	J
Carbon Disulfide	**0.0012**	**mg/Kg**	**U**	**1**	0.0048	0.0012	3/19/2014 22:19	J
Carbon Tetrachloride	**0.0014**	**mg/Kg**	**U**	**1**	0.0029	0.0014	3/19/2014 22:19	J
Chlorobenzene	**0.0015**	**mg/Kg**	**U**	**1**	0.0029	0.0015	3/19/2014 22:19	J
Chloroethane	**0.00097**	**mg/Kg**	**U**	**1**	0.0029	0.00097	3/19/2014 22:19	J

CERTIFICATE OF ANALYSIS

This report shall not be reproduced, except in full,
without the written consent of Advanced Environmental Laboratories, Inc..

Advanced Environmental Laboratories, Inc.
2639 N Monroe St Suite D
Tallahassee, FL 32303-4069
Phone: (850) 219-6274
Fax: (850) 219-6275

ANALYTICAL RESULTS

Workorder: S1400162 Bay Tank & Fabricating

Lab ID: **S1400162005** Date Received: 03/15/14 10:00 Matrix: Soil

Sample ID: **BT-19 1'-2'** Date Collected: 03/13/14 16:50

Results for sample S1400162005 are reported on a dry weight basis.

Sample Description: Location:

Parameters	Results	Units	Qual	DF	Adjusted PQL	Adjusted MDL	Analyzed	Lab
Chloroform	**0.0013**	**mg/Kg**	**U**	**1**	0.0029	0.0013	3/19/2014 22:19	J
Chloromethane	**0.00099**	**mg/Kg**	**U**	**1**	0.0029	0.00099	3/19/2014 22:19	J
Dibromochloromethane	**0.0013**	**mg/Kg**	**U**	**1**	0.0029	0.0013	3/19/2014 22:19	J
Dibromomethane	**0.0012**	**mg/Kg**	**U**	**1**	0.0029	0.0012	3/19/2014 22:19	J
Dichlorodifluoromethane	**0.00081**	**mg/Kg**	**U**	**1**	0.0029	0.00081	3/19/2014 22:19	J
Ethylbenzene	**0.0011**	**mg/Kg**	**U**	**1**	0.0029	0.0011	3/19/2014 22:19	J
Ethylene Dibromide (EDB)	**0.0013**	**mg/Kg**	**U**	**1**	0.0029	0.0013	3/19/2014 22:19	J
Hexachlorobutadiene	**0.0016**	**mg/Kg**	**U**	**1**	0.0029	0.0016	3/19/2014 22:19	J
Iodomethane (Methyl Iodide)	**0.0012**	**mg/Kg**	**U**	**1**	0.0029	0.0012	3/19/2014 22:19	J
Isopropylbenzene	**0.0012**	**mg/Kg**	**U**	**1**	0.0029	0.0012	3/19/2014 22:19	J
Methyl tert-butyl Ether (MTBE)	**0.0011**	**mg/Kg**	**U**	**1**	0.0029	0.0011	3/19/2014 22:19	J
Methylene Chloride	**0.0017**	**mg/Kg**	**I**	**1**	0.0097	0.0012	3/19/2014 22:19	J
Styrene	**0.00095**	**mg/Kg**	**U**	**1**	0.0029	0.00095	3/19/2014 22:19	J
Tetrachloroethylene (PCE)	**0.0012**	**mg/Kg**	**U**	**1**	0.0029	0.0012	3/19/2014 22:19	J
Toluene	**0.0013**	**mg/Kg**	**U**	**1**	0.0029	0.0013	3/19/2014 22:19	J
Trichloroethene	**0.00099**	**mg/Kg**	**U**	**1**	0.0029	0.00099	3/19/2014 22:19	J
Trichlorofluoromethane	**0.00088**	**mg/Kg**	**U**	**1**	0.0029	0.00088	3/19/2014 22:19	J
Vinyl Acetate	**0.00085**	**mg/Kg**	**U**	**1**	0.0029	0.00085	3/19/2014 22:19	J
Vinyl Chloride	**0.0012**	**mg/Kg**	**U**	**1**	0.0029	0.0012	3/19/2014 22:19	J
Xylene (Total)	**0.0037**	**mg/Kg**	**U**	**1**	0.0087	0.0037	3/19/2014 22:19	J
cis-1,2-Dichloroethylene	**0.0014**	**mg/Kg**	**U**	**1**	0.0029	0.0014	3/19/2014 22:19	J
cis-1,3-Dichloropropene	**0.0010**	**mg/Kg**	**U**	**1**	0.0029	0.0010	3/19/2014 22:19	J
n-Butylbenzene	**0.0010**	**mg/Kg**	**U**	**1**	0.0029	0.0010	3/19/2014 22:19	J
n-propylbenzene	**0.0011**	**mg/Kg**	**U**	**1**	0.0029	0.0011	3/19/2014 22:19	J
sec-butylbenzene	**0.0011**	**mg/Kg**	**U**	**1**	0.0029	0.0011	3/19/2014 22:19	J
tert-butylbenzene	**0.0011**	**mg/Kg**	**U**	**1**	0.0029	0.0011	3/19/2014 22:19	J
trans-1,2-Dichloroethylene	**0.00095**	**mg/Kg**	**U**	**1**	0.0029	0.00095	3/19/2014 22:19	J
trans-1,3-Dichloropropylene	**0.00073**	**mg/Kg**	**U**	**1**	0.0029	0.00073	3/19/2014 22:19	J
1,2-Dichloroethane-d4 (S)	**99**	**%**		**1**	80-120		3/19/2014 22:19	
Toluene-d8 (S)	**103**	**%**		**1**	81-117		3/19/2014 22:19	
Bromofluorobenzene (S)	**103**	**%**		**1**	74-121		3/19/2014 22:19	

CERTIFICATE OF ANALYSIS

This report shall not be reproduced, except in full,
without the written consent of Advanced Environmental Laboratories, Inc..

Advanced Environmental Laboratories, Inc.
2639 N Monroe St Suite D
Tallahassee, FL 32303-4069
Phone: (850) 219-6274
Fax: (850) 219-6275

ANALYTICAL RESULTS

Workorder: S1400162 Bay Tank & Fabricating

Lab ID: **S1400162006** Date Received: 03/15/14 10:00 Matrix: Soil

Sample ID: **BT-20 0.5'-1'** Date Collected: 03/13/14 17:05

Results for sample S1400162006 are reported on a dry weight basis.

Sample Description: Location:

Parameters	Results	Units	Qual	DF	Adjusted PQL	Adjusted MDL	Analyzed	Lab
METALS								
Analysis Desc: SW846 6010B Analysis,Soils	Preparation Method: SW-846 3050B Analytical Method: SW-846 6010							
Arsenic	**2.0**	**mg/Kg**		**1**	0.30	0.27	3/20/2014 21:55	J
Barium	**40**	**mg/Kg**		**1**	0.059	0.034	3/20/2014 21:55	J
Cadmium	**0.040**	**mg/Kg**	**I**	**1**	0.18	0.037	3/20/2014 21:55	J
Chromium	**30**	**mg/Kg**		**1**	0.12	0.070	3/20/2014 21:55	J
Lead	**3.4**	**mg/Kg**		**1**	0.21	0.061	3/21/2014 20:42	J
Selenium	**0.22**	**mg/Kg**	**U**	**1**	0.59	0.22	3/20/2014 21:55	J
Silver	**0.036**	**mg/Kg**	**U**	**1**	0.12	0.036	3/21/2014 20:42	J
Analysis Desc: SW846 7471A Analysis, Soil	Preparation Method: SW-846 7471A Analytical Method: SW-846 7471A							
Mercury	**0.00079**	**mg/Kg**	**U**	**1**	0.0056	0.00079	3/20/2014 14:26	J

Lab ID: **S1400162007** Date Received: 03/15/14 10:00 Matrix: Soil

Sample ID: **BT-21 0.5'-1'** Date Collected: 03/13/14 17:15

Results for sample S1400162007 are reported on a dry weight basis.

Sample Description: Location:

Parameters	Results	Units	Qual	DF	Adjusted PQL	Adjusted MDL	Analyzed	Lab
METALS								
Analysis Desc: SW846 6010B Analysis,Soils	Preparation Method: SW-846 3050B Analytical Method: SW-846 6010							
Arsenic	**0.27**	**mg/Kg**	**U**	**1**	0.29	0.27	3/20/2014 21:59	J
Barium	**28**	**mg/Kg**		**1**	0.059	0.033	3/20/2014 21:59	J
Cadmium	**0.037**	**mg/Kg**	**U**	**1**	0.18	0.037	3/20/2014 21:59	J
Chromium	**1.6**	**mg/Kg**		**1**	0.12	0.070	3/20/2014 21:59	J
Lead	**0.75**	**mg/Kg**		**1**	0.20	0.058	3/21/2014 20:46	J
Selenium	**0.22**	**mg/Kg**	**U**	**1**	0.59	0.22	3/20/2014 21:59	J
Silver	**0.034**	**mg/Kg**	**U**	**1**	0.12	0.034	3/21/2014 20:46	J
Analysis Desc: SW846 7471A Analysis, Soil	Preparation Method: SW-846 7471A Analytical Method: SW-846 7471A							
Mercury	**0.00073**	**mg/Kg**	**U**	**1**	0.0053	0.00073	3/20/2014 14:28	J

CERTIFICATE OF ANALYSIS

This report shall not be reproduced, except in full,
without the written consent of Advanced Environmental Laboratories, Inc..

3004.1.0.0

Advanced Environmental Laboratories, Inc.
2639 N Monroe St Suite D
Tallahassee, FL 32303-4069
Phone: (850) 219-6274
Fax: (850) 219-6275

ANALYTICAL RESULTS

Workorder: S1400162 Bay Tank & Fabricating

Lab ID: **S1400162008** Date Received: 03/15/14 10:00 Matrix: Soil

Sample ID: **BT-22 0.5'-1'** Date Collected: 03/13/14 17:30

Results for sample S1400162008 are reported on a dry weight basis.

Sample Description: Location:

Parameters	Results	Units	Qual	DF	Adjusted PQL	Adjusted MDL	Analyzed	Lab
METALS								
Analysis Desc: SW846 6010B Analysis,Soils	Preparation Method: SW-846 3050B Analytical Method: SW-846 6010							
Arsenic	**0.28**	**mg/Kg**	**U**	**1**	0.31	0.28	3/20/2014 22:04	J
Barium	**67**	**mg/Kg**		**1**	0.061	0.035	3/20/2014 22:04	J
Cadmium	**0.039**	**mg/Kg**	**U**	**1**	0.18	0.039	3/20/2014 22:04	J
Chromium	**58**	**mg/Kg**		**1**	0.12	0.073	3/20/2014 22:04	J
Lead	**2.3**	**mg/Kg**		**1**	0.21	0.061	3/21/2014 20:51	J
Selenium	**0.23**	**mg/Kg**	**U**	**1**	0.61	0.23	3/20/2014 22:04	J
Silver	**0.036**	**mg/Kg**	**U**	**1**	0.12	0.036	3/21/2014 20:51	J
Analysis Desc: SW846 7471A Analysis, Soil	Preparation Method: SW-846 7471A Analytical Method: SW-846 7471A							
Mercury	**0.00086**	**mg/Kg**	**U**	**1**	0.0061	0.00086	3/20/2014 14:36	J

Lab ID: **S1400162009** Date Received: 03/15/14 10:00 Matrix: Soil

Sample ID: **BT-8 1'-2'** Date Collected: 03/13/14 17:40

Results for sample S1400162009 are reported on a dry weight basis.

Sample Description: Location:

Parameters	Results	Units	Qual	DF	Adjusted PQL	Adjusted MDL	Analyzed	Lab
METALS								
Analysis Desc: SW846 6010B Analysis,Soils	Preparation Method: SW-846 3050B Analytical Method: SW-846 6010							
Arsenic	**0.25**	**mg/Kg**	**U**	**1**	0.28	0.25	3/20/2014 22:08	J
Barium	**2.4**	**mg/Kg**		**1**	0.055	0.032	3/20/2014 22:08	J
Cadmium	**0.035**	**mg/Kg**	**U**	**1**	0.17	0.035	3/20/2014 22:08	J
Chromium	**2.2**	**mg/Kg**		**1**	0.11	0.066	3/20/2014 22:08	J
Lead	**7.8**	**mg/Kg**		**1**	0.19	0.056	3/21/2014 20:55	J
Selenium	**0.21**	**mg/Kg**	**U**	**1**	0.55	0.21	3/20/2014 22:08	J
Silver	**0.033**	**mg/Kg**	**U**	**1**	0.11	0.033	3/21/2014 20:55	J
Analysis Desc: SW846 7471A Analysis, Soil	Preparation Method: SW-846 7471A Analytical Method: SW-846 7471A							
Mercury	**0.0060**	**mg/Kg**		**1**	0.0054	0.00075	3/20/2014 14:38	J

CERTIFICATE OF ANALYSIS

This report shall not be reproduced, except in full,
without the written consent of Advanced Environmental Laboratories, Inc..

3004.1.0.0

Advanced Environmental Laboratories, Inc.
2639 N Monroe St Suite D
Tallahassee, FL 32303-4069
Phone: (850) 219-6274
Fax: (850) 219-6275

ANALYTICAL RESULTS

Workorder: S1400162 Bay Tank & Fabricating

Lab ID: **S1400162009** Date Received: 03/15/14 10:00 Matrix: Soil

Sample ID: **BT-8 1'-2'** Date Collected: 03/13/14 17:40

Results for sample S1400162009 are reported on a dry weight basis.

Sample Description: Location:

Parameters	Results	Units	Qual	DF	Adjusted PQL	Adjusted MDL	Analyzed	Lab
SEMIVOLATILES								
Analysis Desc: Flo-Pro Analysis, Soil	Preparation Method: FL-PRO							
	Analytical Method: FL-PRO							
TPH	**19000**	**mg/Kg**		**100**	2100	490	3/21/2014 10:03	J
o-Terphenyl (S)	**0**	**%**	**1**	**100**	62-109		3/21/2014 10:03	
Nonatricontane-C39 (S)	**0**	**%**	**1**	**100**	60-118		3/21/2014 10:03	
Analysis Desc: 8270C-SIM Analysis, Soil	Preparation Method: SW-846 3550B							
	Analytical Method: SW-846 8270C (SIM)							
1-Methylnaphthalene	**0.072**	**mg/Kg**	**I**	**10**	0.098	0.069	3/21/2014 14:07	J
2-Methylnaphthalene	**0.093**	**mg/Kg**	**I**	**10**	0.098	0.069	3/21/2014 14:07	J
Acenaphthene	**0.012**	**mg/Kg**		**1**	0.0098	0.0070	3/20/2014 17:45	J
Acenaphthylene	**0.023**	**mg/Kg**		**1**	0.0098	0.0067	3/20/2014 17:45	J
Anthracene	**0.0098**	**mg/Kg**		**1**	0.0098	0.0067	3/20/2014 17:45	J
Benzo[a]anthracene	**0.0076**	**mg/Kg**	**U**	**1**	0.0098	0.0076	3/20/2014 17:45	J
Benzo[a]pyrene	**0.051**	**mg/Kg**	**U**	**10**	0.098	0.051	3/21/2014 14:07	J
Benzo[b]fluoranthene	**0.053**	**mg/Kg**	**U**	**10**	0.098	0.053	3/21/2014 14:07	J
Benzo[g,h,i]perylene	**0.066**	**mg/Kg**	**U**	**10**	0.098	0.066	3/21/2014 14:07	J
Benzo[k]fluoranthene	**0.082**	**mg/Kg**	**U**	**10**	0.098	0.082	3/21/2014 14:07	J
Chrysene	**0.019**	**mg/Kg**		**1**	0.0098	0.0084	3/20/2014 17:45	J
Dibenzo[a,h]anthracene	**0.050**	**mg/Kg**	**U**	**10**	0.098	0.050	3/21/2014 14:07	J
Fluoranthene	**0.0091**	**mg/Kg**	**I**	**1**	0.0098	0.0069	3/20/2014 17:45	J
Fluorene	**0.047**	**mg/Kg**		**1**	0.0098	0.0068	3/20/2014 17:45	J
Indeno(1,2,3-cd)pyrene	**0.046**	**mg/Kg**	**U**	**10**	0.098	0.046	3/21/2014 14:07	J
Naphthalene	**0.059**	**mg/Kg**	**U**	**10**	0.098	0.059	3/21/2014 14:07	J
Phenanthrene	**0.030**	**mg/Kg**		**1**	0.0098	0.0071	3/20/2014 17:45	J
Pyrene	**0.092**	**mg/Kg**		**1**	0.0098	0.0083	3/20/2014 17:45	J
Decafluorobiphenyl (S)	**104**	**%**		**10**	44.8-137		3/21/2014 14:07	
VOLATILES								
Analysis Desc: 8260B Analysis, Soil	Preparation Method: SW-846 5035							
	Analytical Method: SW-846 8260B							
1,1,1,2-Tetrachloroethane	**0.0017**	**mg/Kg**	**U**	**1**	0.0033	0.0017	3/20/2014 13:48	J
1,1,1-Trichloroethane	**0.0015**	**mg/Kg**	**U**	**1**	0.0033	0.0015	3/20/2014 13:48	J
1,1,2,2-Tetrachloroethane	**0.0022**	**mg/Kg**	**U**	**1**	0.0033	0.0022	3/20/2014 13:48	J
1,1,2-Trichloroethane	**0.0015**	**mg/Kg**	**U**	**1**	0.0033	0.0015	3/20/2014 13:48	J
1,1-Dichloroethane	**0.0014**	**mg/Kg**	**U**	**1**	0.0033	0.0014	3/20/2014 13:48	J
1,1-Dichloroethylene	**0.0013**	**mg/Kg**	**U**	**1**	0.0033	0.0013	3/20/2014 13:48	J

CERTIFICATE OF ANALYSIS

This report shall not be reproduced, except in full,
without the written consent of Advanced Environmental Laboratories, Inc..

Advanced Environmental Laboratories, Inc.
2639 N Monroe St Suite D
Tallahassee, FL 32303-4069
Phone: (850) 219-6274
Fax: (850) 219-6275

ANALYTICAL RESULTS

Workorder: S1400162 Bay Tank & Fabricating

Lab ID: **S1400162009** Date Received: 03/15/14 10:00 Matrix: Soil

Sample ID: **BT-8 1'-2'** Date Collected: 03/13/14 17:40

Results for sample S1400162009 are reported on a dry weight basis.

Sample Description: Location:

Parameters	Results	Units	Qual	DF	Adjusted PQL	Adjusted MDL	Analyzed	Lab
1,1-Dichloropropene	**0.0012**	**mg/Kg**	**U**	**1**	0.0033	0.0012	3/20/2014 13:48	J
1,2,3-Trichlorobenzene	**0.0015**	**mg/Kg**	**U**	**1**	0.0033	0.0015	3/20/2014 13:48	J
1,2,3-Trichloropropane	**0.0015**	**mg/Kg**	**U**	**1**	0.0033	0.0015	3/20/2014 13:48	J
1,2,4-Trichlorobenzene	**0.0016**	**mg/Kg**	**U**	**1**	0.0033	0.0016	3/20/2014 13:48	J
1,2,4-Trimethylbenzene	**0.0011**	**mg/Kg**	**U**	**1**	0.0033	0.0011	3/20/2014 13:48	J
1,2-Dibromo-3-Chloropropane	**0.0044**	**mg/Kg**	**U**	**1**	0.0055	0.0044	3/20/2014 13:48	J
1,2-Dichlorobenzene	**0.0015**	**mg/Kg**	**U**	**1**	0.0033	0.0015	3/20/2014 13:48	J
1,2-Dichloroethane	**0.0016**	**mg/Kg**	**U**	**1**	0.0033	0.0016	3/20/2014 13:48	J
1,2-Dichloropropane	**0.0014**	**mg/Kg**	**U**	**1**	0.0033	0.0014	3/20/2014 13:48	J
1,3,5-Trimethylbenzene	**0.0011**	**mg/Kg**	**U**	**1**	0.0033	0.0011	3/20/2014 13:48	J
1,3-Dichlorobenzene	**0.0014**	**mg/Kg**	**U**	**1**	0.0033	0.0014	3/20/2014 13:48	J
1,3-Dichloropropane	**0.0018**	**mg/Kg**	**U**	**1**	0.0033	0.0018	3/20/2014 13:48	J
1,4-Dichlorobenzene	**0.0013**	**mg/Kg**	**U**	**1**	0.0033	0.0013	3/20/2014 13:48	J
2,2-Dichloropropane	**0.0011**	**mg/Kg**	**U**	**1**	0.0055	0.0011	3/20/2014 13:48	J
2-Butanone (MEK)	**0.0023**	**mg/Kg**	**U**	**1**	0.0055	0.0023	3/20/2014 13:48	J
2-Chloroethyl Vinyl Ether	**0.00084**	**mg/Kg**	**U**	**1**	0.0055	0.00084	3/20/2014 13:48	J
2-Chlorotoluene	**0.0011**	**mg/Kg**	**U**	**1**	0.0033	0.0011	3/20/2014 13:48	J
2-Hexanone	**0.0021**	**mg/Kg**	**U**	**1**	0.0055	0.0021	3/20/2014 13:48	J
4-Chlorotoluene	**0.0014**	**mg/Kg**	**U**	**1**	0.0033	0.0014	3/20/2014 13:48	J
4-Methyl-2-pentanone (MIBK)	**0.0012**	**mg/Kg**	**U**	**1**	0.0055	0.0012	3/20/2014 13:48	J
Acetone	**0.060**	**mg/Kg**		**1**	0.011	0.0028	3/20/2014 13:48	J
Benzene	**0.0014**	**mg/Kg**	**U**	**1**	0.0033	0.0014	3/20/2014 13:48	J
Bromobenzene	**0.0014**	**mg/Kg**	**U**	**1**	0.0033	0.0014	3/20/2014 13:48	J
Bromochloromethane	**0.0015**	**mg/Kg**	**U**	**1**	0.0033	0.0015	3/20/2014 13:48	J
Bromodichloromethane	**0.0015**	**mg/Kg**	**U**	**1**	0.0033	0.0015	3/20/2014 13:48	J
Bromoform	**0.0022**	**mg/Kg**	**U**	**1**	0.0055	0.0022	3/20/2014 13:48	J
Bromomethane	**0.0014**	**mg/Kg**	**U**	**1**	0.0033	0.0014	3/20/2014 13:48	J
Carbon Disulfide	**0.0013**	**mg/Kg**	**U**	**1**	0.0055	0.0013	3/20/2014 13:48	J
Carbon Tetrachloride	**0.0016**	**mg/Kg**	**U**	**1**	0.0033	0.0016	3/20/2014 13:48	J
Chlorobenzene	**0.0017**	**mg/Kg**	**U**	**1**	0.0033	0.0017	3/20/2014 13:48	J
Chloroethane	**0.0011**	**mg/Kg**	**U**	**1**	0.0033	0.0011	3/20/2014 13:48	J
Chloroform	**0.0015**	**mg/Kg**	**U**	**1**	0.0033	0.0015	3/20/2014 13:48	J
Chloromethane	**0.0011**	**mg/Kg**	**U**	**1**	0.0033	0.0011	3/20/2014 13:48	J
Dibromochloromethane	**0.0014**	**mg/Kg**	**U**	**1**	0.0033	0.0014	3/20/2014 13:48	J
Dibromomethane	**0.0014**	**mg/Kg**	**U**	**1**	0.0033	0.0014	3/20/2014 13:48	J
Dichlorodifluoromethane	**0.00093**	**mg/Kg**	**U**	**1**	0.0033	0.00093	3/20/2014 13:48	J
Ethylbenzene	**0.0012**	**mg/Kg**	**U**	**1**	0.0033	0.0012	3/20/2014 13:48	J
Ethylene Dibromide (EDB)	**0.0015**	**mg/Kg**	**U**	**1**	0.0033	0.0015	3/20/2014 13:48	J
Hexachlorobutadiene	**0.0018**	**mg/Kg**	**U**	**1**	0.0033	0.0018	3/20/2014 13:48	J
Iodomethane (Methyl Iodide)	**0.0014**	**mg/Kg**	**U**	**1**	0.0033	0.0014	3/20/2014 13:48	J

CERTIFICATE OF ANALYSIS

This report shall not be reproduced, except in full,
without the written consent of Advanced Environmental Laboratories, Inc..

Advanced Environmental Laboratories, Inc.
2639 N Monroe St Suite D
Tallahassee, FL 32303-4069
Phone: (850) 219-6274
Fax: (850) 219-6275

ANALYTICAL RESULTS

Workorder: S1400162 Bay Tank & Fabricating

Lab ID: **S1400162009** Date Received: 03/15/14 10:00 Matrix: Soil

Sample ID: **BT-8 1'-2'** Date Collected: 03/13/14 17:40

Results for sample S1400162009 are reported on a dry weight basis.

Sample Description: Location:

Parameters	Results	Units	Qual	DF	Adjusted PQL	Adjusted MDL	Analyzed	Lab
Isopropylbenzene	**0.0014**	**mg/Kg**	**U**	**1**	0.0033	0.0014	3/20/2014 13:48	J
Methyl tert-butyl Ether (MTBE)	**0.0013**	**mg/Kg**	**U**	**1**	0.0033	0.0013	3/20/2014 13:48	J
Methylene Chloride	**0.0013**	**mg/Kg**	**U**	**1**	0.011	0.0013	3/20/2014 13:48	J
Styrene	**0.0011**	**mg/Kg**	**U**	**1**	0.0033	0.0011	3/20/2014 13:48	J
Tetrachloroethylene (PCE)	**0.0014**	**mg/Kg**	**U**	**1**	0.0033	0.0014	3/20/2014 13:48	J
Toluene	**0.0015**	**mg/Kg**	**U**	**1**	0.0033	0.0015	3/20/2014 13:48	J
Trichloroethene	**0.0011**	**mg/Kg**	**U**	**1**	0.0033	0.0011	3/20/2014 13:48	J
Trichlorofluoromethane	**0.0010**	**mg/Kg**	**U**	**1**	0.0033	0.0010	3/20/2014 13:48	J
Vinyl Acetate	**0.00098**	**mg/Kg**	**U**	**1**	0.0033	0.00098	3/20/2014 13:48	J
Vinyl Chloride	**0.0014**	**mg/Kg**	**U**	**1**	0.0033	0.0014	3/20/2014 13:48	J
Xylene (Total)	**0.0042**	**mg/Kg**	**U**	**1**	0.010	0.0042	3/20/2014 13:48	J
cis-1,2-Dichloroethylene	**0.0016**	**mg/Kg**	**U**	**1**	0.0033	0.0016	3/20/2014 13:48	J
cis-1,3-Dichloropropene	**0.0012**	**mg/Kg**	**U**	**1**	0.0033	0.0012	3/20/2014 13:48	J
n-Butylbenzene	**0.0012**	**mg/Kg**	**U**	**1**	0.0033	0.0012	3/20/2014 13:48	J
n-propylbenzene	**0.0012**	**mg/Kg**	**U**	**1**	0.0033	0.0012	3/20/2014 13:48	J
sec-butylbenzene	**0.0012**	**mg/Kg**	**U**	**1**	0.0033	0.0012	3/20/2014 13:48	J
tert-butylbenzene	**0.0012**	**mg/Kg**	**U**	**1**	0.0033	0.0012	3/20/2014 13:48	J
trans-1,2-Dichloroethylene	**0.0011**	**mg/Kg**	**U**	**1**	0.0033	0.0011	3/20/2014 13:48	J
trans-1,3-Dichloropropylene	**0.00083**	**mg/Kg**	**U**	**1**	0.0033	0.00083	3/20/2014 13:48	J
1,2-Dichloroethane-d4 (S)	**100**	**%**		**1**	80-120		3/20/2014 13:48	
Toluene-d8 (S)	**119**	**%**	**J4**	**1**	81-117		3/20/2014 13:48	
Bromofluorobenzene (S)	**262**	**%**	**J4**	**1**	74-121		3/20/2014 13:48	

Lab ID: **S1400162010** Date Received: 03/15/14 10:00 Matrix: Soil

Sample ID: **BT-9 1'-2'** Date Collected: 03/13/14 17:45

Results for sample S1400162010 are reported on a dry weight basis.

Sample Description: Location:

Parameters	Results	Units	Qual	DF	Adjusted PQL	Adjusted MDL	Analyzed	Lab
METALS								
Analysis Desc: SW846 6010B Analysis,Soils	Preparation Method: SW-846 3050B Analytical Method: SW-846 6010							
Arsenic	**0.26**	**mg/Kg**	**U**	**1**	0.29	0.26	3/20/2014 22:13	J
Barium	**5.6**	**mg/Kg**		**1**	0.057	0.033	3/20/2014 22:13	J
Cadmium	**0.41**	**mg/Kg**		**1**	0.17	0.036	3/20/2014 22:13	J
Chromium	**13**	**mg/Kg**		**1**	0.11	0.068	3/20/2014 22:13	J
Lead	**2.7**	**mg/Kg**		**1**	0.20	0.059	3/21/2014 21:00	J

CERTIFICATE OF ANALYSIS

This report shall not be reproduced, except in full,
without the written consent of Advanced Environmental Laboratories, Inc..

Advanced Environmental Laboratories, Inc.
2639 N Monroe St Suite D
Tallahassee, FL 32303-4069
Phone: (850) 219-6274
Fax: (850) 219-6275

ANALYTICAL RESULTS

Workorder: S1400162 Bay Tank & Fabricating

Lab ID: **S1400162010** Date Received: 03/15/14 10:00 Matrix: Soil

Sample ID: **BT-9 1'-2'** Date Collected: 03/13/14 17:45

Results for sample S1400162010 are reported on a dry weight basis.

Sample Description: Location:

Parameters	Results	Units	Qual	DF	Adjusted PQL	Adjusted MDL	Analyzed	Lab
Selenium	**0.22**	**mg/Kg**	**U**	**1**	0.57	0.22	3/20/2014 22:13	J
Silver	**0.035**	**mg/Kg**	**U**	**1**	0.12	0.035	3/21/2014 21:00	J
Analysis Desc: SW846 7471A Analysis, Soil	Preparation Method: SW-846 7471A Analytical Method: SW-846 7471A							
Mercury	**0.0026**	**mg/Kg**	**I**	**1**	0.0053	0.00074	3/20/2014 14:45	J
SEMIVOLATILES								
Analysis Desc: Flo-Pro Analysis, Soil	Preparation Method: FL-PRO Analytical Method: FL-PRO							
TPH	**31**	**mg/Kg**		**1**	20	4.8	3/21/2014 09:09	J
o-Terphenyl (S)	**100**	**%**		**1**	62-109		3/21/2014 09:09	
Nonatricontane-C39 (S)	**115**	**%**		**1**	60-118		3/21/2014 09:09	
Analysis Desc: 8270C-SIM Analysis, Soil	Preparation Method: SW-846 3550B Analytical Method: SW-846 8270C (SIM)							
1-Methylnaphthalene	**0.0068**	**mg/Kg**	**U**	**1**	0.0095	0.0068	3/20/2014 18:14	J
2-Methylnaphthalene	**0.0067**	**mg/Kg**	**U**	**1**	0.0095	0.0067	3/20/2014 18:14	J
Acenaphthene	**0.0069**	**mg/Kg**	**U**	**1**	0.0095	0.0069	3/20/2014 18:14	J
Acenaphthylene	**0.0065**	**mg/Kg**	**U**	**1**	0.0095	0.0065	3/20/2014 18:14	J
Anthracene	**0.0065**	**mg/Kg**	**U**	**1**	0.0095	0.0065	3/20/2014 18:14	J
Benzo[a]anthracene	**0.0075**	**mg/Kg**	**U**	**1**	0.0095	0.0075	3/20/2014 18:14	J
Benzo[a]pyrene	**0.0050**	**mg/Kg**	**U**	**1**	0.0095	0.0050	3/20/2014 18:14	J
Benzo[b]fluoranthene	**0.0051**	**mg/Kg**	**U**	**1**	0.0095	0.0051	3/20/2014 18:14	J
Benzo[g,h,i]perylene	**0.0064**	**mg/Kg**	**U**	**1**	0.0095	0.0064	3/20/2014 18:14	J
Benzo[k]fluoranthene	**0.0080**	**mg/Kg**	**U**	**1**	0.0095	0.0080	3/20/2014 18:14	J
Chrysene	**0.0082**	**mg/Kg**	**U**	**1**	0.0095	0.0082	3/20/2014 18:14	J
Dibenzo[a,h]anthracene	**0.0048**	**mg/Kg**	**U**	**1**	0.0095	0.0048	3/20/2014 18:14	J
Fluoranthene	**0.0067**	**mg/Kg**	**U**	**1**	0.0095	0.0067	3/20/2014 18:14	J
Fluorene	**0.0066**	**mg/Kg**	**U**	**1**	0.0095	0.0066	3/20/2014 18:14	J
Indeno(1,2,3-cd)pyrene	**0.0045**	**mg/Kg**	**U**	**1**	0.0095	0.0045	3/20/2014 18:14	J
Naphthalene	**0.0058**	**mg/Kg**	**U**	**1**	0.0095	0.0058	3/20/2014 18:14	J
Phenanthrene	**0.0070**	**mg/Kg**	**U**	**1**	0.0095	0.0070	3/20/2014 18:14	J
Pyrene	**0.0081**	**mg/Kg**	**U**	**1**	0.0095	0.0081	3/20/2014 18:14	J
Decafluorobiphenyl (S)	**66**	**%**		**1**	44.8-137		3/20/2014 18:14	

CERTIFICATE OF ANALYSIS

This report shall not be reproduced, except in full,
without the written consent of Advanced Environmental Laboratories, Inc..

3004.1.0.0

Advanced Environmental Laboratories, Inc.
2639 N Monroe St Suite D
Tallahassee, FL 32303-4069
Phone: (850) 219-6274
Fax: (850) 219-6275

ANALYTICAL RESULTS

Workorder: S1400162 Bay Tank & Fabricating

Lab ID: **S1400162011** Date Received: 03/15/14 10:00 Matrix: Soil

Sample ID: **BT-10 0.5'-1'** Date Collected: 03/13/14 17:50

Results for sample S1400162011 are reported on a dry weight basis.

Sample Description: Location:

Parameters	Results	Units	Qual	DF	Adjusted PQL	Adjusted MDL	Analyzed	Lab
METALS								
Analysis Desc: SW846 6010B Analysis,Soils	Preparation Method: SW-846 3050B Analytical Method: SW-846 6010							
Arsenic	**0.32**	**mg/Kg**		**1**	0.28	0.26	3/20/2014 22:40	J
Barium	**2.8**	**mg/Kg**		**1**	0.057	0.032	3/20/2014 22:40	J
Cadmium	**0.036**	**mg/Kg**	**U**	**1**	0.17	0.036	3/20/2014 22:40	J
Chromium	**5.0**	**mg/Kg**		**1**	0.11	0.067	3/20/2014 22:40	J
Lead	**1.5**	**mg/Kg**		**1**	0.19	0.055	3/21/2014 21:04	J
Selenium	**0.21**	**mg/Kg**	**U**	**1**	0.57	0.21	3/20/2014 22:40	J
Silver	**0.032**	**mg/Kg**	**U**	**1**	0.11	0.032	3/21/2014 21:04	J
Analysis Desc: SW846 7471A Analysis, Soil	Preparation Method: SW-846 7471A Analytical Method: SW-846 7471A							
Mercury	**0.00069**	**mg/Kg**	**U**	**1**	0.0049	0.00069	3/20/2014 14:48	J

Lab ID: **S1400162012** Date Received: 03/15/14 10:00 Matrix: Soil

Sample ID: **DT-1 0-1'** Date Collected: 03/13/14 18:05

Results for sample S1400162012 are reported on a dry weight basis.

Sample Description: Location:

Parameters	Results	Units	Qual	DF	Adjusted PQL	Adjusted MDL	Analyzed	Lab
METALS								
Analysis Desc: SW846 6010B Analysis,Soils	Preparation Method: SW-846 3050B Analytical Method: SW-846 6010							
Arsenic	**0.24**	**mg/Kg**	**U**	**1**	0.27	0.24	3/20/2014 22:45	J
Barium	**7.8**	**mg/Kg**		**1**	0.054	0.031	3/20/2014 22:45	J
Cadmium	**0.034**	**mg/Kg**	**U**	**1**	0.16	0.034	3/20/2014 22:45	J
Chromium	**0.79**	**mg/Kg**		**1**	0.11	0.064	3/20/2014 22:45	J
Lead	**3.1**	**mg/Kg**		**1**	0.18	0.053	3/21/2014 21:09	J
Selenium	**0.20**	**mg/Kg**	**U**	**1**	0.54	0.20	3/20/2014 22:45	J
Silver	**0.031**	**mg/Kg**	**U**	**1**	0.11	0.031	3/21/2014 21:09	J
Analysis Desc: SW846 7471A Analysis, Soil	Preparation Method: SW-846 7471A Analytical Method: SW-846 7471A							
Mercury	**0.00076**	**mg/Kg**	**U**	**1**	0.0055	0.00076	3/20/2014 14:50	J

CERTIFICATE OF ANALYSIS

This report shall not be reproduced, except in full,
without the written consent of Advanced Environmental Laboratories, Inc..

Advanced Environmental Laboratories, Inc.
2639 N Monroe St Suite D
Tallahassee, FL 32303-4069
Phone: (850) 219-6274
Fax: (850) 219-6275

ANALYTICAL RESULTS

Workorder: S1400162 Bay Tank & Fabricating

Lab ID: **S1400162012** Date Received: 03/15/14 10:00 Matrix: Soil

Sample ID: **DT-1 0-1'** Date Collected: 03/13/14 18:05

Results for sample S1400162012 are reported on a dry weight basis.

Sample Description: Location:

Parameters	Results	Units	Qual	DF	Adjusted PQL	Adjusted MDL	Analyzed	Lab
SEMIVOLATILES								
Analysis Desc: Flo-Pro Analysis, Soil	Preparation Method: FL-PRO Analytical Method: FL-PRO							
TPH	**29000**	**mg/Kg**		**100**	2400	570	3/21/2014 10:30	J
o-Terphenyl (S)	**0**	**%**	**1**	**100**	62-109		3/21/2014 10:30	
Nonatricontane-C39 (S)	**0**	**%**	**1**	**100**	60-118		3/21/2014 10:30	
Analysis Desc: 8270C-SIM Analysis, Soil	Preparation Method: SW-846 3550B Analytical Method: SW-846 8270C (SIM)							
1-Methylnaphthalene	**36**	**mg/Kg**		**20**	0.23	0.16	3/21/2014 14:36	J
2-Methylnaphthalene	**53**	**mg/Kg**		**20**	0.23	0.16	3/21/2014 14:36	J
Acenaphthene	**9.6**	**mg/Kg**		**20**	0.23	0.16	3/21/2014 14:36	J
Acenaphthylene	**1.5**	**mg/Kg**		**20**	0.23	0.16	3/21/2014 14:36	J
Anthracene	**6.2**	**mg/Kg**		**20**	0.23	0.16	3/21/2014 14:36	J
Benzo[a]anthracene	**0.28**	**mg/Kg**		**20**	0.23	0.18	3/21/2014 14:36	J
Benzo[a]pyrene	**0.12**	**mg/Kg**	**U**	**20**	0.23	0.12	3/21/2014 14:36	J
Benzo[b]fluoranthene	**0.12**	**mg/Kg**	**U**	**20**	0.23	0.12	3/21/2014 14:36	J
Benzo[g,h,i]perylene	**0.15**	**mg/Kg**	**U**	**20**	0.23	0.15	3/21/2014 14:36	J
Benzo[k]fluoranthene	**0.19**	**mg/Kg**	**U**	**20**	0.23	0.19	3/21/2014 14:36	J
Chrysene	**0.52**	**mg/Kg**		**20**	0.23	0.20	3/21/2014 14:36	J
Dibenzo[a,h]anthracene	**0.12**	**mg/Kg**	**U**	**20**	0.23	0.12	3/21/2014 14:36	J
Fluoranthene	**1.2**	**mg/Kg**		**20**	0.23	0.16	3/21/2014 14:36	J
Fluorene	**11**	**mg/Kg**		**20**	0.23	0.16	3/21/2014 14:36	J
Indeno(1,2,3-cd)pyrene	**0.11**	**mg/Kg**	**U**	**20**	0.23	0.11	3/21/2014 14:36	J
Naphthalene	**7.0**	**mg/Kg**		**20**	0.23	0.14	3/21/2014 14:36	J
Phenanthrene	**36**	**mg/Kg**		**20**	0.23	0.17	3/21/2014 14:36	J
Pyrene	**12**	**mg/Kg**		**20**	0.23	0.19	3/21/2014 14:36	J
Decafluorobiphenyl (S)	**98**	**%**		**20**	44.8-137		3/21/2014 14:36	
VOLATILES								
Analysis Desc: 8260B Analysis, Soil	Preparation Method: SW-846 5035 Analytical Method: SW-846 8260B							
1,1,1,2-Tetrachloroethane	**0.17**	**mg/Kg**	**U**	**100**	0.33	0.17	3/20/2014 14:34	J
1,1,1-Trichloroethane	**0.15**	**mg/Kg**	**U**	**100**	0.33	0.15	3/20/2014 14:34	J
1,1,2,2-Tetrachloroethane	**0.21**	**mg/Kg**	**U**	**100**	0.33	0.21	3/20/2014 14:34	J
1,1,2-Trichloroethane	**0.15**	**mg/Kg**	**U**	**100**	0.33	0.15	3/20/2014 14:34	J
1,1-Dichloroethane	**0.14**	**mg/Kg**	**U**	**100**	0.33	0.14	3/20/2014 14:34	J
1,1-Dichloroethylene	**0.13**	**mg/Kg**	**U**	**100**	0.33	0.13	3/20/2014 14:34	J

CERTIFICATE OF ANALYSIS

This report shall not be reproduced, except in full,
without the written consent of Advanced Environmental Laboratories, Inc..

3004.1.0.0

Advanced Environmental Laboratories, Inc.
2639 N Monroe St Suite D
Tallahassee, FL 32303-4069
Phone: (850) 219-6274
Fax: (850) 219-6275

ANALYTICAL RESULTS

Workorder: S1400162 Bay Tank & Fabricating

Lab ID: **S1400162012** Date Received: 03/15/14 10:00 Matrix: Soil

Sample ID: **DT-1 0-1'** Date Collected: 03/13/14 18:05

Results for sample S1400162012 are reported on a dry weight basis.

Sample Description: Location:

Parameters	Results	Units	Qual	DF	Adjusted PQL	Adjusted MDL	Analyzed	Lab
1,1-Dichloropropene	**0.12**	**mg/Kg**	**U**	**100**	0.33	0.12	3/20/2014 14:34	J
1,2,3-Trichlorobenzene	**0.15**	**mg/Kg**	**U**	**100**	0.33	0.15	3/20/2014 14:34	J
1,2,3-Trichloropropane	**0.15**	**mg/Kg**	**U**	**100**	0.33	0.15	3/20/2014 14:34	J
1,2,4-Trichlorobenzene	**0.16**	**mg/Kg**	**U**	**100**	0.33	0.16	3/20/2014 14:34	J
1,2,4-Trimethylbenzene	**2.9**	**mg/Kg**		**100**	0.33	0.11	3/20/2014 14:34	J
1,2-Dibromo-3-Chloropropane	**0.43**	**mg/Kg**	**U**	**100**	0.55	0.43	3/20/2014 14:34	J
1,2-Dichlorobenzene	**0.15**	**mg/Kg**	**U**	**100**	0.33	0.15	3/20/2014 14:34	J
1,2-Dichloroethane	**0.15**	**mg/Kg**	**U**	**100**	0.33	0.15	3/20/2014 14:34	J
1,2-Dichloropropane	**0.13**	**mg/Kg**	**U**	**100**	0.33	0.13	3/20/2014 14:34	J
1,3,5-Trimethylbenzene	**2.0**	**mg/Kg**		**100**	0.33	0.11	3/20/2014 14:34	J
1,3-Dichlorobenzene	**0.14**	**mg/Kg**	**U**	**100**	0.33	0.14	3/20/2014 14:34	J
1,3-Dichloropropane	**0.18**	**mg/Kg**	**U**	**100**	0.33	0.18	3/20/2014 14:34	J
1,4-Dichlorobenzene	**0.12**	**mg/Kg**	**U**	**100**	0.33	0.12	3/20/2014 14:34	J
2,2-Dichloropropane	**0.11**	**mg/Kg**	**U**	**100**	0.55	0.11	3/20/2014 14:34	J
2-Butanone (MEK)	**0.23**	**mg/Kg**	**U**	**100**	0.55	0.23	3/20/2014 14:34	J
2-Chloroethyl Vinyl Ether	**0.083**	**mg/Kg**	**U**	**100**	0.55	0.083	3/20/2014 14:34	J
2-Chlorotoluene	**0.11**	**mg/Kg**	**U**	**100**	0.33	0.11	3/20/2014 14:34	J
2-Hexanone	**0.20**	**mg/Kg**	**U**	**100**	0.55	0.20	3/20/2014 14:34	J
4-Chlorotoluene	**0.13**	**mg/Kg**	**U**	**100**	0.33	0.13	3/20/2014 14:34	J
4-Methyl-2-pentanone (MIBK)	**0.12**	**mg/Kg**	**U**	**100**	0.55	0.12	3/20/2014 14:34	J
Acetone	**0.27**	**mg/Kg**	**U**	**100**	1.1	0.27	3/20/2014 14:34	J
Benzene	**0.13**	**mg/Kg**	**U**	**100**	0.33	0.13	3/20/2014 14:34	J
Bromobenzene	**0.13**	**mg/Kg**	**U**	**100**	0.33	0.13	3/20/2014 14:34	J
Bromochloromethane	**0.15**	**mg/Kg**	**U**	**100**	0.33	0.15	3/20/2014 14:34	J
Bromodichloromethane	**0.15**	**mg/Kg**	**U**	**100**	0.33	0.15	3/20/2014 14:34	J
Bromoform	**0.21**	**mg/Kg**	**U**	**100**	0.55	0.21	3/20/2014 14:34	J
Bromomethane	**0.14**	**mg/Kg**	**U**	**100**	0.33	0.14	3/20/2014 14:34	J
Carbon Disulfide	**0.13**	**mg/Kg**	**U**	**100**	0.55	0.13	3/20/2014 14:34	J
Carbon Tetrachloride	**0.15**	**mg/Kg**	**U**	**100**	0.33	0.15	3/20/2014 14:34	J
Chlorobenzene	**0.16**	**mg/Kg**	**U**	**100**	0.33	0.16	3/20/2014 14:34	J
Chloroethane	**0.11**	**mg/Kg**	**U**	**100**	0.33	0.11	3/20/2014 14:34	J
Chloroform	**0.14**	**mg/Kg**	**U**	**100**	0.33	0.14	3/20/2014 14:34	J
Chloromethane	**0.11**	**mg/Kg**	**U**	**100**	0.33	0.11	3/20/2014 14:34	J
Dibromochloromethane	**0.14**	**mg/Kg**	**U**	**100**	0.33	0.14	3/20/2014 14:34	J
Dibromomethane	**0.13**	**mg/Kg**	**U**	**100**	0.33	0.13	3/20/2014 14:34	J
Dichlorodifluoromethane	**0.092**	**mg/Kg**	**U**	**100**	0.33	0.092	3/20/2014 14:34	J
Ethylbenzene	**0.12**	**mg/Kg**	**U**	**100**	0.33	0.12	3/20/2014 14:34	J
Ethylene Dibromide (EDB)	**0.15**	**mg/Kg**	**U**	**100**	0.33	0.15	3/20/2014 14:34	J
Hexachlorobutadiene	**0.18**	**mg/Kg**	**U**	**100**	0.33	0.18	3/20/2014 14:34	J
Iodomethane (Methyl Iodide)	**0.14**	**mg/Kg**	**U**	**100**	0.33	0.14	3/20/2014 14:34	J

CERTIFICATE OF ANALYSIS

This report shall not be reproduced, except in full,
without the written consent of Advanced Environmental Laboratories, Inc..

Advanced Environmental Laboratories, Inc.
2639 N Monroe St Suite D
Tallahassee, FL 32303-4069
Phone: (850) 219-6274
Fax: (850) 219-6275

ANALYTICAL RESULTS

Workorder: S1400162 Bay Tank & Fabricating

Lab ID: **S1400162012** Date Received: 03/15/14 10:00 Matrix: Soil

Sample ID: **DT-1 0-1'** Date Collected: 03/13/14 18:05

Results for sample S1400162012 are reported on a dry weight basis.

Sample Description: Location:

Parameters	Results	Units	Qual	DF	Adjusted PQL	Adjusted MDL	Analyzed	Lab
Isopropylbenzene	**0.33**	**mg/Kg**	**I**	**100**	0.33	0.14	3/20/2014 14:34	J
Methyl tert-butyl Ether (MTBE)	**0.12**	**mg/Kg**	**U**	**100**	0.33	0.12	3/20/2014 14:34	J
Methylene Chloride	**0.13**	**mg/Kg**	**U**	**100**	1.1	0.13	3/20/2014 14:34	J
Styrene	**0.11**	**mg/Kg**	**U**	**100**	0.33	0.11	3/20/2014 14:34	J
Tetrachloroethylene (PCE)	**0.13**	**mg/Kg**	**U**	**100**	0.33	0.13	3/20/2014 14:34	J
Toluene	**0.15**	**mg/Kg**	**U**	**100**	0.33	0.15	3/20/2014 14:34	J
Trichloroethene	**0.11**	**mg/Kg**	**U**	**100**	0.33	0.11	3/20/2014 14:34	J
Trichlorofluoromethane	**0.099**	**mg/Kg**	**U**	**100**	0.33	0.099	3/20/2014 14:34	J
Vinyl Acetate	**0.096**	**mg/Kg**	**U**	**100**	0.33	0.096	3/20/2014 14:34	J
Vinyl Chloride	**0.13**	**mg/Kg**	**U**	**100**	0.33	0.13	3/20/2014 14:34	J
Xylene (Total)	**0.42**	**mg/Kg**	**U**	**100**	0.98	0.42	3/20/2014 14:34	J
cis-1,2-Dichloroethylene	**0.16**	**mg/Kg**	**U**	**100**	0.33	0.16	3/20/2014 14:34	J
cis-1,3-Dichloropropene	**0.12**	**mg/Kg**	**U**	**100**	0.33	0.12	3/20/2014 14:34	J
n-Butylbenzene	**2.4**	**mg/Kg**		**100**	0.33	0.12	3/20/2014 14:34	J
n-propylbenzene	**0.82**	**mg/Kg**		**100**	0.33	0.12	3/20/2014 14:34	J
sec-butylbenzene	**1.0**	**mg/Kg**		**100**	0.33	0.12	3/20/2014 14:34	J
tert-butylbenzene	**0.12**	**mg/Kg**	**U**	**100**	0.33	0.12	3/20/2014 14:34	J
trans-1,2-Dichloroethylene	**0.11**	**mg/Kg**	**U**	**100**	0.33	0.11	3/20/2014 14:34	J
trans-1,3-Dichloropropylene	**0.082**	**mg/Kg**	**U**	**100**	0.33	0.082	3/20/2014 14:34	J
1,2-Dichloroethane-d4 (S)	**84**	**%**		**100**	80-120		3/20/2014 14:34	
Toluene-d8 (S)	**103**	**%**		**100**	81-117		3/20/2014 14:34	
Bromofluorobenzene (S)	**109**	**%**		**100**	74-121		3/20/2014 14:34	

Lab ID: **S1400162013** Date Received: 03/15/14 10:00 Matrix: Soil

Sample ID: **DT-2 0-1'** Date Collected: 03/13/14 18:10

Results for sample S1400162013 are reported on a dry weight basis.

Sample Description: Location:

Parameters	Results	Units	Qual	DF	Adjusted PQL	Adjusted MDL	Analyzed	Lab
METALS								
Analysis Desc: SW846 6010B Analysis,Soils	Preparation Method: SW-846 3050B Analytical Method: SW-846 6010							
Arsenic	**0.25**	**mg/Kg**	**U**	**1**	0.27	0.25	3/20/2014 22:49	J
Barium	**21**	**mg/Kg**		**1**	0.054	0.031	3/20/2014 22:49	J
Cadmium	**0.17**	**mg/Kg**		**1**	0.16	0.034	3/20/2014 22:49	J
Chromium	**9.7**	**mg/Kg**		**1**	0.11	0.064	3/20/2014 22:49	J
Lead	**7.4**	**mg/Kg**		**1**	0.19	0.055	3/21/2014 21:13	J

CERTIFICATE OF ANALYSIS

This report shall not be reproduced, except in full,
without the written consent of Advanced Environmental Laboratories, Inc..

Advanced Environmental Laboratories, Inc.
2639 N Monroe St Suite D
Tallahassee, FL 32303-4069
Phone: (850) 219-6274
Fax: (850) 219-6275

ANALYTICAL RESULTS

Workorder: S1400162 Bay Tank & Fabricating

Lab ID: **S1400162013** Date Received: 03/15/14 10:00 Matrix: Soil

Sample ID: **DT-2 0-1'** Date Collected: 03/13/14 18:10

Results for sample S1400162013 are reported on a dry weight basis.

Sample Description: Location:

Parameters	Results	Units	Qual	DF	Adjusted PQL	Adjusted MDL	Analyzed	Lab
Selenium	**0.66**	**mg/Kg**		**1**	0.54	0.20	3/20/2014 22:49	J
Silver	**0.033**	**mg/Kg**	**U**	**1**	0.11	0.033	3/21/2014 21:13	J
Analysis Desc: SW846 7471A Analysis, Soil	Preparation Method: SW-846 7471A Analytical Method: SW-846 7471A							
Mercury	**0.00077**	**mg/Kg**	**U**	**1**	0.0055	0.00077	3/20/2014 14:52	J

CERTIFICATE OF ANALYSIS

This report shall not be reproduced, except in full,
without the written consent of Advanced Environmental Laboratories, Inc..

Advanced Environmental Laboratories, Inc.
2639 N Monroe St Suite D
Tallahassee, FL 32303-4069
Phone: (850) 219-6274
Fax: (850) 219-6275

ANALYTICAL RESULTS QUALIFIERS

Workorder: S1400162 Bay Tank & Fabricating

PARAMETER QUALIFIERS

U	The compound was analyzed for but not detected.
I	The reported value is between the laboratory method detection limit and the laboratory practical quantitation limit.
J4	Surrogate recoveries are outside of the acceptable limits due to matrix interference in the sample.
[1]	Surrogate diluted out

LAB QUALIFIERS

J	DOH Certification #E82574(AEL-JAX)(FL NELAC Certification)

CERTIFICATE OF ANALYSIS

This report shall not be reproduced, except in full,
without the written consent of Advanced Environmental Laboratories, Inc..

3004.1.0.0

Advanced Environmental Laboratories, Inc.
2639 N Monroe St Suite D
Tallahassee, FL 32303-4069
Phone: (850) 219-6274
Fax: (850) 219-6275

QUALITY CONTROL DATA

Workorder: S1400162 Bay Tank & Fabricating

QC Batch:	MSVj/1146	Analysis Method:	SW-846 8260B
QC Batch Method:	SW-846 5035	Prepared:	03/19/2014 12:28

Associated Lab Samples: S1400162001, S1400162002, S1400162004, S1400162005, S1400162009, S1400162012

METHOD BLANK: 1425015

Parameter	Units	Blank Result	Reporting Limit	Qualifiers
VOLATILES				
Dichlorodifluoromethane	mg/Kg	0.00084	0.00084	U
Chloromethane	mg/Kg	0.0010	0.0010	U
Vinyl Chloride	mg/Kg	0.0012	0.0012	U
Bromomethane	mg/Kg	0.0013	0.0013	U
Chloroethane	mg/Kg	0.0010	0.0010	U
Trichlorofluoromethane	mg/Kg	0.00091	0.00091	U
Acetone	mg/Kg	0.0025	0.0025	U
1,1-Dichloroethylene	mg/Kg	0.0012	0.0012	U
Iodomethane (Methyl Iodide)	mg/Kg	0.0013	0.0013	U
Methylene Chloride	mg/Kg	0.0012	0.0012	U
Carbon Disulfide	mg/Kg	0.0012	0.0012	U
trans-1,2-Dichloroethylene	mg/Kg	0.00098	0.00098	U
Methyl tert-butyl Ether (MTBE)	mg/Kg	0.0011	0.0011	U
1,1-Dichloroethane	mg/Kg	0.0013	0.0013	U
Vinyl Acetate	mg/Kg	0.00088	0.00088	U
2-Butanone (MEK)	mg/Kg	0.0021	0.0021	U
cis-1,2-Dichloroethylene	mg/Kg	0.0014	0.0014	U
Bromochloromethane	mg/Kg	0.0014	0.0014	U
Chloroform	mg/Kg	0.0013	0.0013	U
2,2-Dichloropropane	mg/Kg	0.00097	0.00097	U
1,2-Dichloroethane	mg/Kg	0.0014	0.0014	U
1,1,1-Trichloroethane	mg/Kg	0.0014	0.0014	U
1,1-Dichloropropene	mg/Kg	0.0011	0.0011	U
Carbon Tetrachloride	mg/Kg	0.0014	0.0014	U
Benzene	mg/Kg	0.0012	0.0012	U
Dibromomethane	mg/Kg	0.0012	0.0012	U
1,2-Dichloropropane	mg/Kg	0.0012	0.0012	U
Trichloroethene	mg/Kg	0.0010	0.0010	U
Bromodichloromethane	mg/Kg	0.0013	0.0013	U
2-Chloroethyl Vinyl Ether	mg/Kg	0.00076	0.00076	U
cis-1,3-Dichloropropene	mg/Kg	0.0011	0.0011	U
4-Methyl-2-pentanone (MIBK)	mg/Kg	0.0011	0.0011	U
trans-1,3-Dichloropropylene	mg/Kg	0.00075	0.00075	U
1,1,2-Trichloroethane	mg/Kg	0.0013	0.0013	U
Toluene	mg/Kg	0.0014	0.0014	U
1,3-Dichloropropane	mg/Kg	0.0016	0.0016	U
2-Hexanone	mg/Kg	0.0019	0.0019	U
Dibromochloromethane	mg/Kg	0.0013	0.0013	U

CERTIFICATE OF ANALYSIS

This report shall not be reproduced, except in full,
without the written consent of Advanced Environmental Laboratories, Inc..

3004.1.0.0

Advanced Environmental Laboratories, Inc.
2639 N Monroe St Suite D
Tallahassee, FL 32303-4069
Phone: (850) 219-6274
Fax: (850) 219-6275

QUALITY CONTROL DATA

Workorder: S1400162 Bay Tank & Fabricating

METHOD BLANK: 1425015

Parameter	Units	Blank Result	Reporting Limit	Qualifiers
Ethylene Dibromide (EDB)	mg/Kg	0.0014	0.0014	U
Tetrachloroethylene (PCE)	mg/Kg	0.0012	0.0012	U
1,1,1,2-Tetrachloroethane	mg/Kg	0.0015	0.0015	U
Chlorobenzene	mg/Kg	0.0015	0.0015	U
Ethylbenzene	mg/Kg	0.0011	0.0011	U
Bromoform	mg/Kg	0.0019	0.0019	U
Styrene	mg/Kg	0.00098	0.00098	U
1,1,2,2-Tetrachloroethane	mg/Kg	0.0020	0.0020	U
1,2,3-Trichloropropane	mg/Kg	0.0014	0.0014	U
Isopropylbenzene	mg/Kg	0.0012	0.0012	U
Bromobenzene	mg/Kg	0.0012	0.0012	U
n-propylbenzene	mg/Kg	0.0011	0.0011	U
2-Chlorotoluene	mg/Kg	0.0010	0.0010	U
4-Chlorotoluene	mg/Kg	0.0012	0.0012	U
1,3,5-Trimethylbenzene	mg/Kg	0.0010	0.0010	U
tert-butylbenzene	mg/Kg	0.0011	0.0011	U
1,2,4-Trimethylbenzene	mg/Kg	0.0010	0.0010	U
sec-butylbenzene	mg/Kg	0.0011	0.0011	U
1,3-Dichlorobenzene	mg/Kg	0.0013	0.0013	U
1,4-Dichlorobenzene	mg/Kg	0.0011	0.0011	U
1,2-Dichlorobenzene	mg/Kg	0.0013	0.0013	U
n-Butylbenzene	mg/Kg	0.0011	0.0011	U
1,2-Dibromo-3-Chloropropane	mg/Kg	0.0039	0.0039	U
1,2,4-Trichlorobenzene	mg/Kg	0.0014	0.0014	U
Hexachlorobutadiene	mg/Kg	0.0016	0.0016	U
1,2,3-Trichlorobenzene	mg/Kg	0.0014	0.0014	U
Xylene (Total)	mg/Kg	0.0038	0.0038	U
1,2-Dichloroethane-d4 (S)	%	99	80-120	
Toluene-d8 (S)	%	98	81-117	
Bromofluorobenzene (S)	%	101	74-121	

LABORATORY CONTROL SAMPLE: 1425016

Parameter	Units	Spike Conc.	LCS Result	LCS % Rec	% Rec Limits	Qualifiers
VOLATILES						
Vinyl Chloride	mg/Kg	0.02	0.017	84	70-130	
1,1-Dichloroethylene	mg/Kg	0.02	0.014	71	70-130	
Methyl tert-butyl Ether (MTBE)	mg/Kg	0.02	0.015	77	70-130	
cis-1,2-Dichloroethylene	mg/Kg	0.02	0.015	74	70-130	
Chloroform	mg/Kg	0.02	0.016	79	70-130	

CERTIFICATE OF ANALYSIS

This report shall not be reproduced, except in full,
without the written consent of Advanced Environmental Laboratories, Inc..

3004.1.0.0

Advanced Environmental Laboratories, Inc.
2639 N Monroe St Suite D
Tallahassee, FL 32303-4069
Phone: (850) 219-6274
Fax: (850) 219-6275

QUALITY CONTROL DATA

Workorder: S1400162 Bay Tank & Fabricating

LABORATORY CONTROL SAMPLE: 1425016

Parameter	Units	Spike Conc.	LCS Result	LCS % Rec	% Rec Limits	Qualifiers
Benzene	mg/Kg	0.02	0.015	74	70-130	
Trichloroethene	mg/Kg	0.02	0.016	79	70-130	
Toluene	mg/Kg	0.02	0.017	86	70-130	
Tetrachloroethylene (PCE)	mg/Kg	0.02	0.017	87	70-130	
Chlorobenzene	mg/Kg	0.02	0.017	87	70-130	
Ethylbenzene	mg/Kg	0.02	0.016	80	70-130	
1,2,4-Trimethylbenzene	mg/Kg	0.02	0.018	88	70-130	
1,3-Dichlorobenzene	mg/Kg	0.02	0.020	98	70-130	
1,2-Dichlorobenzene	mg/Kg	0.02	0.018	90	70-130	
Xylene (Total)	mg/Kg	0.06	0.049	82	70-130	
1,2-Dichloroethane-d4 (S)	%			99	80-120	
Toluene-d8 (S)	%			103	81-117	
Bromofluorobenzene (S)	%			101	74-121	

QC Batch: DGMj/1317 Analysis Method: SW-846 6010

QC Batch Method: SW-846 3050B Prepared: 03/19/2014 11:30

Associated Lab Samples: S1400162001, S1400162002, S1400162003, S1400162004, S1400162005, S1400162006, S1400162007,

METHOD BLANK: 1425324

Parameter	Units	Blank Result	Reporting Limit	Qualifiers
METALS				
Arsenic	mg/Kg	0.0091	0.0091	U
Barium	mg/Kg	0.0011	0.0011	U
Cadmium	mg/Kg	0.0013	0.0013	U
Chromium	mg/Kg	0.0024	0.0024	U
Selenium	mg/Kg	0.0075	0.0075	U

LABORATORY CONTROL SAMPLE & LCSD: 1425325 1425326

Parameter	Units	Spike Conc.	LCS Result	LCSD Result	LCS % Rec	LCSD % Rec	% Rec Limit	RPD	Max RPD	Qualifiers
METALS										
Arsenic	mg/Kg	0.4	0.33	0.33	83	83	80-120	1	20	
Barium	mg/Kg	0.4	0.35	0.35	88	87	80-120	1	20	
Cadmium	mg/Kg	0.4	0.34	0.33	84	84	80-120	1	20	
Chromium	mg/Kg	0.4	0.33	0.33	83	82	80-120	1	20	
Selenium	mg/Kg	0.4	0.33	0.32	82	81	80-120	1	20	

CERTIFICATE OF ANALYSIS

This report shall not be reproduced, except in full,
without the written consent of Advanced Environmental Laboratories, Inc..

3004.1.0.0

Advanced Environmental Laboratories, Inc.
2639 N Monroe St Suite D
Tallahassee, FL 32303-4069
Phone: (850) 219-6274
Fax: (850) 219-6275

QUALITY CONTROL DATA

Workorder: S1400162 Bay Tank & Fabricating

QC Batch: EXTj/1201 Analysis Method: FL-PRO
QC Batch Method: FL-PRO Prepared: 03/19/2014 17:30
Associated Lab Samples: S1400162001, S1400162002, S1400162004, S1400162005, S1400162009, S1400162010, S1400162012

METHOD BLANK: 1425491

Parameter	Units	Blank Result	Reporting Limit	Qualifiers
SEMIVOLATILES				
TPH	mg/Kg	4.0	4.0	U
o-Terphenyl (S)	%	94	62-109	
Nonatricontane-C39 (S)	%	103	60-118	

LABORATORY CONTROL SAMPLE: 1425492

Parameter	Units	Spike Conc.	LCS Result	LCS % Rec	% Rec Limits	Qualifiers
SEMIVOLATILES						
TPH	mg/Kg	34	34	99	63-153	
o-Terphenyl (S)	%			102	62-109	
Nonatricontane-C39 (S)	%			111	60-118	

QC Batch: EXTj/1202 Analysis Method: SW-846 8270C (SIM)
QC Batch Method: SW-846 3550B Prepared: 03/19/2014 17:30
Associated Lab Samples: S1400162001, S1400162002, S1400162004, S1400162005, S1400162009, S1400162010, S1400162012

METHOD BLANK: 1425495

Parameter	Units	Blank Result	Reporting Limit	Qualifiers
SEMIVOLATILES				
Naphthalene	mg/Kg	0.0040	0.0040	U
2-Methylnaphthalene	mg/Kg	0.0047	0.0047	U
1-Methylnaphthalene	mg/Kg	0.0047	0.0047	U
Acenaphthylene	mg/Kg	0.0045	0.0045	U
Acenaphthene	mg/Kg	0.0048	0.0048	U
Fluorene	mg/Kg	0.0046	0.0046	U
Phenanthrene	mg/Kg	0.0049	0.0049	U
Anthracene	mg/Kg	0.0045	0.0045	U
Fluoranthene	mg/Kg	0.0047	0.0047	U
Pyrene	mg/Kg	0.0056	0.0056	U

CERTIFICATE OF ANALYSIS
This report shall not be reproduced, except in full,
without the written consent of Advanced Environmental Laboratories, Inc..

Advanced Environmental Laboratories, Inc.
2639 N Monroe St Suite D
Tallahassee, FL 32303-4069
Phone: (850) 219-6274
Fax: (850) 219-6275

QUALITY CONTROL DATA

Workorder: S1400162 Bay Tank & Fabricating

METHOD BLANK: 1425495

Parameter	Units	Blank Result	Reporting Limit	Qualifiers
Benzo[a]anthracene	mg/Kg	0.0052	0.0052	U
Chrysene	mg/Kg	0.0057	0.0057	U
Benzo[b]fluoranthene	mg/Kg	0.0036	0.0036	U
Benzo[k]fluoranthene	mg/Kg	0.0056	0.0056	U
Benzo[a]pyrene	mg/Kg	0.0035	0.0035	U
Indeno(1,2,3-cd)pyrene	mg/Kg	0.0031	0.0031	U
Dibenzo[a,h]anthracene	mg/Kg	0.0034	0.0034	U
Benzo[g,h,i]perylene	mg/Kg	0.0045	0.0045	U
Decafluorobiphenyl (S)	%	100	44.8-137	

LABORATORY CONTROL SAMPLE: 1425496

Parameter	Units	Spike Conc.	LCS Result	LCS % Rec	% Rec Limits	Qualifiers
SEMIVOLATILES						
Naphthalene	mg/Kg	0.17	0.17	102	40-105	
2-Methylnaphthalene	mg/Kg	0.17	0.17	104	45-105	
1-Methylnaphthalene	mg/Kg	0.17	0.17	104	45-105	
Acenaphthylene	mg/Kg	0.17	0.17	104	45-105	
Acenaphthene	mg/Kg	0.17	0.18	107	45-110	
Fluorene	mg/Kg	0.17	0.17	104	50-110	
Phenanthrene	mg/Kg	0.17	0.17	104	50-110	
Anthracene	mg/Kg	0.17	0.16	95	55-105	
Fluoranthene	mg/Kg	0.17	0.18	108	55-115	
Pyrene	mg/Kg	0.17	0.17	103	45-125	
Benzo[a]anthracene	mg/Kg	0.17	0.18	110	50-110	
Chrysene	mg/Kg	0.17	0.18	109	55-110	
Benzo[b]fluoranthene	mg/Kg	0.17	0.18	109	45-115	
Benzo[k]fluoranthene	mg/Kg	0.17	0.18	108	45-125	
Benzo[a]pyrene	mg/Kg	0.17	0.18	107	50-110	
Indeno(1,2,3-cd)pyrene	mg/Kg	0.17	0.17	102	40-120	
Dibenzo[a,h]anthracene	mg/Kg	0.17	0.19	116	40-125	
Benzo[g,h,i]perylene	mg/Kg	0.17	0.19	112	40-125	
Decafluorobiphenyl (S)	%			102	44.8-137	

QC Batch: DGMj/1322 Analysis Method: SW-846 7471A

QC Batch Method: SW-846 7471A Prepared: 03/20/2014 08:30

Associated Lab Samples: S1400162001, S1400162002, S1400162003, S1400162004, S1400162005, S1400162006, S1400162007,

CERTIFICATE OF ANALYSIS

This report shall not be reproduced, except in full,
without the written consent of Advanced Environmental Laboratories, Inc..

3004.1.0.0

Advanced Environmental Laboratories, Inc.
2639 N Monroe St Suite D
Tallahassee, FL 32303-4069
Phone: (850) 219-6274
Fax: (850) 219-6275

QUALITY CONTROL DATA

Workorder: S1400162 Bay Tank & Fabricating

METHOD BLANK: 1425677

Parameter	Units	Blank Result	Reporting Limit	Qualifiers
METALS				
Mercury	mg/Kg	0.000014	0.000014	U

LABORATORY CONTROL SAMPLE & LCSD: 1425678 1425679

Parameter	Units	Spike Conc.	LCS Result	LCSD Result	LCS % Rec	LCSD % Rec	% Rec Limit	RPD	Max RPD	Qualifiers
METALS										
Mercury	mg/Kg	0.002	0.0021	0.0021	103	106	80-120	3	20	

QC Batch: DGMj/1333 Analysis Method: SW-846 6010

QC Batch Method: SW-846 3050B Prepared: 03/21/2014 10:45

Associated Lab Samples: S1400162001, S1400162002, S1400162003, S1400162004, S1400162005, S1400162006, S1400162007,

METHOD BLANK: 1427177

Parameter	Units	Blank Result	Reporting Limit	Qualifiers
METALS				
Silver	mg/Kg	0.0012	0.0012	U
Lead	mg/Kg	0.0020	0.0020	U

LABORATORY CONTROL SAMPLE & LCSD: 1427178 1427179

Parameter	Units	Spike Conc.	LCS Result	LCSD Result	LCS % Rec	LCSD % Rec	% Rec Limit	RPD	Max RPD	Qualifiers
METALS										
Silver	mg/Kg	0.4	0.37	0.37	91	92	80-120	1	20	
Lead	mg/Kg	0.4	0.38	0.39	94	97	80-120	3	20	

CERTIFICATE OF ANALYSIS

This report shall not be reproduced, except in full,
without the written consent of Advanced Environmental Laboratories, Inc..

3004.1.0.0

Advanced Environmental Laboratories, Inc.
2639 N Monroe St Suite D
Tallahassee, FL 32303-4069
Phone: (850) 219-6274
Fax: (850) 219-6275

QUALITY CONTROL DATA CROSS REFERENCE TABLE

Workorder: S1400162 Bay Tank & Fabricating

Lab ID	Sample ID	Prep Method	Prep Batch	Analysis Method	Analysis Batch
S1400162001	BT-16 1'-2'	SW-846 5035	MSVj/1146	SW-846 8260B	MSVj/1147
S1400162002	BT-14 1'-2'	SW-846 5035	MSVj/1146	SW-846 8260B	MSVj/1147
S1400162004	BT-18 0.5'-1'	SW-846 5035	MSVj/1146	SW-846 8260B	MSVj/1147
S1400162005	BT-19 1'-2'	SW-846 5035	MSVj/1146	SW-846 8260B	MSVj/1147
S1400162009	BT-8 1'-2'	SW-846 5035	MSVj/1146	SW-846 8260B	MSVj/1147
S1400162012	DT-1 0-1'	SW-846 5035	MSVj/1146	SW-846 8260B	MSVj/1147
S1400162001	BT-16 1'-2'	SW-846 3050B	DGMj/1317	SW-846 6010	ICPj/1187
S1400162002	BT-14 1'-2'	SW-846 3050B	DGMj/1317	SW-846 6010	ICPj/1187
S1400162003	BT-17 0.5'-1'	SW-846 3050B	DGMj/1317	SW-846 6010	ICPj/1187
S1400162004	BT-18 0.5'-1'	SW-846 3050B	DGMj/1317	SW-846 6010	ICPj/1187
S1400162005	BT-19 1'-2'	SW-846 3050B	DGMj/1317	SW-846 6010	ICPj/1187
S1400162006	BT-20 0.5'-1'	SW-846 3050B	DGMj/1317	SW-846 6010	ICPj/1187
S1400162007	BT-21 0.5'-1'	SW-846 3050B	DGMj/1317	SW-846 6010	ICPj/1187
S1400162008	BT-22 0.5'-1'	SW-846 3050B	DGMj/1317	SW-846 6010	ICPj/1187
S1400162009	BT-8 1'-2'	SW-846 3050B	DGMj/1317	SW-846 6010	ICPj/1187
S1400162010	BT-9 1'-2'	SW-846 3050B	DGMj/1317	SW-846 6010	ICPj/1187
S1400162011	BT-10 0.5'-1'	SW-846 3050B	DGMj/1317	SW-846 6010	ICPj/1187
S1400162012	DT-1 0-1'	SW-846 3050B	DGMj/1317	SW-846 6010	ICPj/1187
S1400162013	DT-2 0-1'	SW-846 3050B	DGMj/1317	SW-846 6010	ICPj/1187
S1400162001	BT-16 1'-2'	FL-PRO	EXTj/1201	FL-PRO	GCSj/1138
S1400162002	BT-14 1'-2'	FL-PRO	EXTj/1201	FL-PRO	GCSj/1138
S1400162004	BT-18 0.5'-1'	FL-PRO	EXTj/1201	FL-PRO	GCSj/1138
S1400162005	BT-19 1'-2'	FL-PRO	EXTj/1201	FL-PRO	GCSj/1138
S1400162009	BT-8 1'-2'	FL-PRO	EXTj/1201	FL-PRO	GCSj/1138
S1400162010	BT-9 1'-2'	FL-PRO	EXTj/1201	FL-PRO	GCSj/1138
S1400162012	DT-1 0-1'	FL-PRO	EXTj/1201	FL-PRO	GCSj/1138
S1400162001	BT-16 1'-2'	SW-846 3550B	EXTj/1202	SW-846 8270C (SIM)	MSSj/1089
S1400162002	BT-14 1'-2'	SW-846 3550B	EXTj/1202	SW-846 8270C (SIM)	MSSj/1089
S1400162004	BT-18 0.5'-1'	SW-846 3550B	EXTj/1202	SW-846 8270C (SIM)	MSSj/1089
S1400162005	BT-19 1'-2'	SW-846 3550B	EXTj/1202	SW-846 8270C (SIM)	MSSj/1089
S1400162009	BT-8 1'-2'	SW-846 3550B	EXTj/1202	SW-846 8270C (SIM)	MSSj/1089

CERTIFICATE OF ANALYSIS

This report shall not be reproduced, except in full,
without the written consent of Advanced Environmental Laboratories, Inc..

3004.1.0.0

Advanced Environmental Laboratories, Inc.
2639 N Monroe St Suite D
Tallahassee, FL 32303-4069
Phone: (850) 219-6274
Fax: (850) 219-6275

QUALITY CONTROL DATA CROSS REFERENCE TABLE

Workorder: S1400162 Bay Tank & Fabricating

Lab ID	Sample ID	Prep Method	Prep Batch	Analysis Method	Analysis Batch
S1400162010	BT-9 1'-2'	SW-846 3550B	EXTj/1202	SW-846 8270C (SIM)	MSSj/1089
S1400162012	DT-1 0-1'	SW-846 3550B	EXTj/1202	SW-846 8270C (SIM)	MSSj/1089
S1400162001	BT-16 1'-2'	SW-846 7471A	DGMj/1322	SW-846 7471A	CVAj/1068
S1400162002	BT-14 1'-2'	SW-846 7471A	DGMj/1322	SW-846 7471A	CVAj/1068
S1400162003	BT-17 0.5'-1'	SW-846 7471A	DGMj/1322	SW-846 7471A	CVAj/1068
S1400162004	BT-18 0.5'-1'	SW-846 7471A	DGMj/1322	SW-846 7471A	CVAj/1068
S1400162005	BT-19 1'-2'	SW-846 7471A	DGMj/1322	SW-846 7471A	CVAj/1068
S1400162006	BT-20 0.5'-1'	SW-846 7471A	DGMj/1322	SW-846 7471A	CVAj/1068
S1400162007	BT-21 0.5'-1'	SW-846 7471A	DGMj/1322	SW-846 7471A	CVAj/1068
S1400162008	BT-22 0.5'-1'	SW-846 7471A	DGMj/1322	SW-846 7471A	CVAj/1068
S1400162009	BT-8 1'-2'	SW-846 7471A	DGMj/1322	SW-846 7471A	CVAj/1068
S1400162010	BT-9 1'-2'	SW-846 7471A	DGMj/1322	SW-846 7471A	CVAj/1068
S1400162011	BT-10 0.5'-1'	SW-846 7471A	DGMj/1322	SW-846 7471A	CVAj/1068
S1400162012	DT-1 0-1'	SW-846 7471A	DGMj/1322	SW-846 7471A	CVAj/1068
S1400162013	DT-2 0-1'	SW-846 7471A	DGMj/1322	SW-846 7471A	CVAj/1068
S1400162001	BT-16 1'-2'	SW-846 3050B	DGMj/1333	SW-846 6010	ICPj/1200
S1400162002	BT-14 1'-2'	SW-846 3050B	DGMj/1333	SW-846 6010	ICPj/1200
S1400162003	BT-17 0.5'-1'	SW-846 3050B	DGMj/1333	SW-846 6010	ICPj/1200
S1400162004	BT-18 0.5'-1'	SW-846 3050B	DGMj/1333	SW-846 6010	ICPj/1200
S1400162005	BT-19 1'-2'	SW-846 3050B	DGMj/1333	SW-846 6010	ICPj/1200
S1400162006	BT-20 0.5'-1'	SW-846 3050B	DGMj/1333	SW-846 6010	ICPj/1200
S1400162007	BT-21 0.5'-1'	SW-846 3050B	DGMj/1333	SW-846 6010	ICPj/1200
S1400162008	BT-22 0.5'-1'	SW-846 3050B	DGMj/1333	SW-846 6010	ICPj/1200
S1400162009	BT-8 1'-2'	SW-846 3050B	DGMj/1333	SW-846 6010	ICPj/1200
S1400162010	BT-9 1'-2'	SW-846 3050B	DGMj/1333	SW-846 6010	ICPj/1200
S1400162011	BT-10 0.5'-1'	SW-846 3050B	DGMj/1333	SW-846 6010	ICPj/1200
S1400162012	DT-1 0-1'	SW-846 3050B	DGMj/1333	SW-846 6010	ICPj/1200
S1400162013	DT-2 0-1'	SW-846 3050B	DGMj/1333	SW-846 6010	ICPj/1200

CERTIFICATE OF ANALYSIS

This report shall not be reproduced, except in full,
without the written consent of Advanced Environmental Laboratories, Inc..

3004.1.0.0

Advanced Environmental Laboratories, Inc.

☐ **Altamonte Springs:** 528 S. Northlake Blvd., Ste.
☐ **Gainesville:** 6815 SW Archer Road • Gainesville, F
☐ **Jacksonville:** 6601 Southpoint Pkwy. • Jacksonvill
☐ **Miramar:** 10200 USA Today Way, Miramar, FL 3302
☐ **Tallahassee:** 1288 Cedar Center Drive, Tallahasse
☐ **Tampa:** 9610 Princess Palm Ave. • Tampa, FL 33619 • 813.630.9616 • Fax 813.630.4327

S1400162

7.937.1597

Client Name: Southern Earth Sciences	Project Name: Bay Tank & Fabricating
Address: 7500 McElvery Road, Suite A	P.O. Number or Project Number:
Panama City Beach, FL 32408	Project Location:
Phone: 850-769-4773	REMARKS/SPECIAL INSTRUCTIONS:
FAX:	
Contact: Trey Wilson	
Sampled By:	
Turnaround Time: ☐ STANDARD ☐ RUSH	
Page 1 of 2	

SAMPLE ID	SAMPLE DESCRIPTION	Grab Comp	SAMPLING DATE	SAMPLING TIME	MATRIX	NO. COUNT	PRESERVATION	RCRA Metals	VOCs	PAH/Tr. H								LABORATORY I.D. NUMBER
							BOTTLE SIZE & TYPE	ANALYSIS REQUIRED										
1	BT-16 1'-2'	G	3/13/14	1550	S	5		X	X	X								
2	BT-14 1'-2'	G		1605	S	5		X	X	X								
3	BT-17 0.5'-1'	G		1620	S	1		X										
4	BT-18 0.5'-1'	G		1630	S	5		X	X	X								
5	BT-19 1'-2'	G		1650	S	5		X	X	X								
6	BT-20 0.5'-1'	G		1705	S	1		X										
7	BT-21 0.5'-1'	G		1715	S	1		X										
8	BT-22 0.5'-1'	G		1730	S	1		X										

Received on Ice ☑ Yes ☐ No ☑ Temp taken from sample ☐ Temp from blank ☐ Where required, pH checked Temperature when received 3.8 (in degrees celcius)

Form revised 06/15/2010

Device used for measuring Temp by unique identifier (circle IR temp gun used) J: 9A G: LT-1 LT-2 T: 10A A: 3A M: 1A

	Relinquished by	Date	Time	Received by:	Date	Time
1	[illegible]	3/14/14	0915	[illegible]	3/15/14	10:00
2						
3						
4						

☐ **FOR DRINKING WATER USE** (When PWS Information not otherwise supplied)

PWS ID:

Contact Person: Phone:

Supplier of Water:

Site-Address:

Advanced Environmental Laboratories, Inc.

- Altamonte Springs: 528 S. Northlake Blvd., Ste. 1016 • Altamonte Springs, FL 32701 • 407.937.1594 • Fax 407.937.1597
- Gainesville: 6815 SW Archer Road • Gainesville, FL 32608 • 352.377.2349 • Fax 352.395.6639
- Jacksonville: 6601 Southpoint Pkwy. • Jacksonville, FL 32216 • 904.363.9350 • Fax 904.363.9354
- Miramar: 10200 USA Today Way, Miramar, FL 33025 • 954.889.2288 • Fax 954.889.2281
- Tallahassee: 1288 Cedar Center Drive, Tallahassee, FL 32301 • 850.219.6274 • Fax 850.219.6275
- Tampa: 9610 Princess Palm Ave. • Tampa, FL 33619 • 813.630.9616 • Fax 813.630.4327

Client Name: Southern Earth Sciences
Address: 7500 McElvery Road, Suite A
Panama City Beach, FL 32408
Phone: 850-769-4773
FAX:
Contact: Trey Wilson
Sampled By:
Turnaround Time: ☐ STANDARD ☐ RUSH
Page 2 of 2

Project Name: Bay Tank & Fabricating
P.O. Number or Project Number:
Project Location:
REMARKS/SPECIAL INSTRUCTIONS:

SAMPLE ID	SAMPLE DESCRIPTION	Grab Comp	SAMPLING DATE	SAMPLING TIME	MATRIX	NO. COUNT	PRESERVATION	PAHs/FLPRO	8260-VOCs	RCRA metals	LABORATORY I.D. NUMBER
1	BT-8 1'-2'	G	3/13/14	1740	S	5		X	X	X	
2	BT-9 1'-2'	G		1748	S	2		X	X	X	
3	BT-10 0.5'-1'	G		1750	S	1		X	X	X	
4	DT-1 0-1'	G		1805	S	5		X	X	X	
5	DT-2 0-1'	G		1810	S	1		X	X	X	
6					S			X	X		

Received on Ice ☐ Yes ☐ No ☑ Temp taken from sample ☐ Temp from blank ☐ Where required, pH checked Temperature when received 3.8 (in degrees celcius)

Form revised 06/15/2010

Device used for measuring Temp by unique identifier (circle IR temp gun used) J: 9A G: LT-1 LT-2 T: 10A A: 3A M: 1A

	Relinquished by	Date	Time	Received by:	Date	Time
1	[illegible]	3/14/14	0915	[illegible]	3/15/14	10:00
2						
3						
4						

☐ **FOR DRINKING WATER USE** (When PWS Information not otherwise supplied)

PWS ID:
Contact Person: Phone:
Supplier of Water:
Site-Address:

Advanced Environmental Laboratories, Inc.
2639 N Monroe St Suite D
Tallahassee, FL 32303-4069
Phone: (850) 219-6274
Fax: (850) 219-6275

April 23, 2014

Trey Wilson
7500 McElvey Road, Suite A
Panama City Beach
Panama City, FL 32408

RE: Workorder: S1400218 Bay Tank & Fabricating

Dear Trey Wilson:

Enclosed are the analytical results for sample(s) received by the laboratory on Friday, April 04, 2014. Results reported herein conform to the most current NELAC standards, where applicable, unless otherwise narrated in the body of the report. The analytical results for the samples contained in this report were submitted for analysis as outlined by the Chain of Custody and results pertain only to these samples.

If you have any questions concerning this report, please feel free to contact me.

Sincerely,

Tim Preston
TPreston@AELLab.com

Enclosures

CERTIFICATE OF ANALYSIS

This report shall not be reproduced, except in full,
without the written consent of Advanced Environmental Laboratories, Inc..

Advanced Environmental Laboratories, Inc.
2639 N Monroe St Suite D
Tallahassee, FL 32303-4069
Phone: (850) 219-6274
Fax: (850) 219-6275

SAMPLE SUMMARY

Workorder: S1400218 Bay Tank & Fabricating

Lab ID	Sample ID	Matrix	Date Collected	Date Received
S1400218001	BT-18 2.5'-3.0'	Soil	4/3/2014 09:50	4/4/2014 17:00
S1400218002	BT-19 0.5'-1.0'	Soil	4/3/2014 09:52	4/4/2014 17:00
S1400218003	BT-23 0.5'-1.0'	Soil	4/3/2014 10:00	4/4/2014 17:00
S1400218004	BT-23 2.0'-2.5'	Soil	4/3/2014 10:03	4/4/2014 17:00
S1400218005	BT-17 2.0'-2.5'	Soil	4/3/2014 10:25	4/4/2014 17:00
S1400218006	BT-24 0.5'-1.0'	Soil	4/3/2014 10:30	4/4/2014 17:00
S1400218007	BT-24 2.0'-2.5'	Soil	4/3/2014 10:40	4/4/2014 17:00
S1400218008	BT-16 0.5'-1.0'	Soil	4/3/2014 10:40	4/4/2014 17:00
S1400218009	BT-25 0.5'-1.0'	Soil	4/3/2014 10:48	4/4/2014 17:00
S1400218010	BT-25 2.0'-2.5'	Soil	4/3/2014 10:52	4/4/2014 17:00
S1400218011	BT-26 0.5'-1.0'	Soil	4/3/2014 12:08	4/4/2014 17:00
S1400218012	BT-26 2.0'-2.5'	Soil	4/3/2014 12:12	4/4/2014 17:00
S1400218013	BT-27 0.5'-1.0'	Soil	4/3/2014 12:15	4/4/2014 17:00
S1400218014	BT-27 2.0'-2.5'	Soil	4/3/2014 12:18	4/4/2014 17:00
S1400218015	BT-22 2.0'-2.5'	Soil	4/3/2014 12:21	4/4/2014 17:00
S1400218016	BT-28 0.5'-1.0'	Soil	4/3/2014 12:25	4/4/2014 17:00
S1400218017	BT-28 2.0'-2.5'	Soil	4/3/2014 12:28	4/4/2014 17:00
S1400218018	BT-29 0.5'-1.0'	Soil	4/3/2014 12:31	4/4/2014 17:00
S1400218019	BT-29 2.0'-2.5'	Soil	4/3/2014 12:34	4/4/2014 17:00
S1400218020	BT-30 0.5'-1.0'	Soil	4/3/2014 12:46	4/4/2014 17:00
S1400218021	BT-30 2.0'-2.5'	Soil	4/3/2014 12:42	4/4/2014 17:00
S1400218022	BT-31 0.5'-1.0'	Soil	4/3/2014 12:45	4/4/2014 17:00
S1400218023	BT-31 2.0'-2.5'	Soil	4/3/2014 12:48	4/4/2014 17:00
S1400218024	BT-32 0.5'-1.0'	Soil	4/3/2014 12:50	4/4/2014 17:00
S1400218025	BT-1 0.5'-1.0'	Soil	4/3/2014 13:05	4/4/2014 17:00
S1400218026	BT-1 1.5'-2.0'	Soil	4/3/2014 13:08	4/4/2014 17:00
S1400218027	BT-2 0.5'-1.0'	Soil	4/3/2014 13:11	4/4/2014 17:00
S1400218028	BT-2 1.0'-1.5'	Soil	4/3/2014 13:13	4/4/2014 17:00
S1400218029	BT-8 1'-2'	Soil	4/3/2014 13:15	4/4/2014 17:00
S1400218030	DT-3 0-1'	Soil	4/3/2014 14:15	4/4/2014 17:00
S1400218031	DT-5 0-1'	Soil	4/3/2014 14:25	4/4/2014 17:00

CERTIFICATE OF ANALYSIS

This report shall not be reproduced, except in full,
without the written consent of Advanced Environmental Laboratories, Inc..

3004.1.0.0

Advanced Environmental Laboratories, Inc.
2639 N Monroe St Suite D
Tallahassee, FL 32303-4069
Phone: (850) 219-6274
Fax: (850) 219-6275

ANALYTICAL RESULTS

Workorder: S1400218 Bay Tank & Fabricating

Lab ID: **S1400218001** Date Received: 04/04/14 17:00 Matrix: Soil
Sample ID: **BT-18 2.5'-3.0'** Date Collected: 04/03/14 09:50
Results for sample S1400218001 are reported on a dry weight basis.
Sample Description: Location:

Parameters	Results	Units	Qual	DF	Adjusted PQL	Adjusted MDL	Analyzed	Lab
METALS								
Analysis Desc: SW846 6010B Analysis,Soils	Preparation Method: SW-846 3050B Analytical Method: SW-846 6010							
Barium	**6.6**	**mg/Kg**		**1**	0.075	0.043	4/10/2014 19:44	J
Chromium	**2.5**	**mg/Kg**		**1**	0.15	0.090	4/10/2014 19:44	J

Lab ID: **S1400218002** Date Received: 04/04/14 17:00 Matrix: Soil
Sample ID: **BT-19 0.5'-1.0'** Date Collected: 04/03/14 09:52
Results for sample S1400218002 are reported on a dry weight basis.
Sample Description: Location:

Parameters	Results	Units	Qual	DF	Adjusted PQL	Adjusted MDL	Analyzed	Lab
METALS								
Analysis Desc: SW846 6010B Analysis,Soils	Preparation Method: SW-846 3050B Analytical Method: SW-846 6010							
Barium	**20**	**mg/Kg**		**1**	0.055	0.031	4/10/2014 20:07	J
Chromium	**59**	**mg/Kg**		**1**	0.11	0.065	4/10/2014 20:07	J

Lab ID: **S1400218003** Date Received: 04/04/14 17:00 Matrix: Soil
Sample ID: **BT-23 0.5'-1.0'** Date Collected: 04/03/14 10:00
Results for sample S1400218003 are reported on a dry weight basis.
Sample Description: Location:

Parameters	Results	Units	Qual	DF	Adjusted PQL	Adjusted MDL	Analyzed	Lab
METALS								
Analysis Desc: SW846 6010B Analysis,Soils	Preparation Method: SW-846 3050B Analytical Method: SW-846 6010							
Barium	**24**	**mg/Kg**		**1**	0.060	0.034	4/10/2014 20:11	J
Chromium	**140**	**mg/Kg**		**1**	0.12	0.071	4/10/2014 20:11	J

CERTIFICATE OF ANALYSIS

This report shall not be reproduced, except in full,
without the written consent of Advanced Environmental Laboratories, Inc..

Advanced Environmental Laboratories, Inc.
2639 N Monroe St Suite D
Tallahassee, FL 32303-4069
Phone: (850) 219-6274
Fax: (850) 219-6275

ANALYTICAL RESULTS

Workorder: S1400218 Bay Tank & Fabricating

Lab ID: **S1400218004** Date Received: 04/04/14 17:00 Matrix: Soil
Sample ID: **BT-23 2.0'-2.5'** Date Collected: 04/03/14 10:03
Results for sample S1400218004 are reported on a dry weight basis.
Sample Description: Location:

Parameters	Results	Units	Qual	DF	Adjusted PQL	Adjusted MDL	Analyzed	Lab
METALS								
Analysis Desc: SW846 6010B Analysis,Soils	Preparation Method: SW-846 3050B Analytical Method: SW-846 6010							
Barium	**5.3**	**mg/Kg**		**1**	0.054	0.031	4/10/2014 20:33	J
Chromium	**13**	**mg/Kg**		**1**	0.11	0.064	4/10/2014 20:33	J

Lab ID: **S1400218005** Date Received: 04/04/14 17:00 Matrix: Soil
Sample ID: **BT-17 2.0'-2.5'** Date Collected: 04/03/14 10:25
Results for sample S1400218005 are reported on a dry weight basis.
Sample Description: Location:

Parameters	Results	Units	Qual	DF	Adjusted PQL	Adjusted MDL	Analyzed	Lab
METALS								
Analysis Desc: SW846 6010B Analysis,Soils	Preparation Method: SW-846 3050B Analytical Method: SW-846 6010							
Barium	**2.0**	**mg/Kg**		**1**	0.060	0.034	4/10/2014 20:38	J
Chromium	**5.2**	**mg/Kg**		**1**	0.12	0.071	4/10/2014 20:38	J

Lab ID: **S1400218006** Date Received: 04/04/14 17:00 Matrix: Soil
Sample ID: **BT-24 0.5'-1.0'** Date Collected: 04/03/14 10:30
Results for sample S1400218006 are reported on a dry weight basis.
Sample Description: Location:

Parameters	Results	Units	Qual	DF	Adjusted PQL	Adjusted MDL	Analyzed	Lab
METALS								
Analysis Desc: SW846 6010B Analysis,Soils	Preparation Method: SW-846 3050B Analytical Method: SW-846 6010							
Barium	**8.9**	**mg/Kg**		**1**	0.056	0.032	4/10/2014 20:42	J
Chromium	**10**	**mg/Kg**		**1**	0.11	0.067	4/10/2014 20:42	J

CERTIFICATE OF ANALYSIS

This report shall not be reproduced, except in full,
without the written consent of Advanced Environmental Laboratories, Inc..

Advanced Environmental Laboratories, Inc.
2639 N Monroe St Suite D
Tallahassee, FL 32303-4069
Phone: (850) 219-6274
Fax: (850) 219-6275

ANALYTICAL RESULTS

Workorder: S1400218 Bay Tank & Fabricating

Lab ID: **S1400218007** Date Received: 04/04/14 17:00 Matrix: Soil
Sample ID: **BT-24 2.0'-2.5'** Date Collected: 04/03/14 10:40
Results for sample S1400218007 are reported on a dry weight basis.
Sample Description: Location:

Parameters	Results	Units	Qual	DF	Adjusted PQL	Adjusted MDL	Analyzed	Lab
METALS								
Analysis Desc: SW846 6010B Analysis,Soils	Preparation Method: SW-846 3050B Analytical Method: SW-846 6010							
Barium	**9.2**	**mg/Kg**		**1**	0.055	0.031	4/10/2014 20:47	J
Chromium	**51**	**mg/Kg**		**1**	0.11	0.065	4/10/2014 20:47	J

Lab ID: **S1400218008** Date Received: 04/04/14 17:00 Matrix: Soil
Sample ID: **BT-16 0.5'-1.0'** Date Collected: 04/03/14 10:40
Results for sample S1400218008 are reported on a dry weight basis.
Sample Description: Location:

Parameters	Results	Units	Qual	DF	Adjusted PQL	Adjusted MDL	Analyzed	Lab
METALS								
Analysis Desc: SW846 6010B Analysis,Soils	Preparation Method: SW-846 3050B Analytical Method: SW-846 6010							
Barium	**47**	**mg/Kg**		**1**	0.059	0.033	4/10/2014 20:51	J
Chromium	**130**	**mg/Kg**		**1**	0.12	0.070	4/10/2014 20:51	J

Lab ID: **S1400218009** Date Received: 04/04/14 17:00 Matrix: Soil
Sample ID: **BT-25 0.5'-1.0'** Date Collected: 04/03/14 10:48
Results for sample S1400218009 are reported on a dry weight basis.
Sample Description: Location:

Parameters	Results	Units	Qual	DF	Adjusted PQL	Adjusted MDL	Analyzed	Lab
METALS								
Analysis Desc: SW846 6010B Analysis,Soils	Preparation Method: SW-846 3050B Analytical Method: SW-846 6010							
Barium	**47**	**mg/Kg**		**1**	0.055	0.031	4/10/2014 20:55	J
Chromium	**260**	**mg/Kg**		**1**	0.11	0.065	4/10/2014 20:55	J

CERTIFICATE OF ANALYSIS

This report shall not be reproduced, except in full,
without the written consent of Advanced Environmental Laboratories, Inc..

Advanced Environmental Laboratories, Inc.
2639 N Monroe St Suite D
Tallahassee, FL 32303-4069
Phone: (850) 219-6274
Fax: (850) 219-6275

ANALYTICAL RESULTS

Workorder: S1400218 Bay Tank & Fabricating

Lab ID: **S1400218010** Date Received: 04/04/14 17:00 Matrix: Soil

Sample ID: **BT-25 2.0'-2.5'** Date Collected: 04/03/14 10:52

Results for sample S1400218010 are reported on a dry weight basis.

Sample Description: Location:

Parameters	Results	Units	Qual	DF	Adjusted PQL	Adjusted MDL	Analyzed	Lab
METALS								
Analysis Desc: SW846 6010B Analysis,Soils	Preparation Method: SW-846 3050B Analytical Method: SW-846 6010							
Barium	**2.9**	**mg/Kg**		**1**	0.052	0.030	4/10/2014 21:00	J
Chromium	**1.9**	**mg/Kg**		**1**	0.10	0.062	4/10/2014 21:00	J
SEMIVOLATILES								
Analysis Desc: Flo-Pro Analysis, Soil	Preparation Method: FL-PRO Analytical Method: FL-PRO							
TPH	**5200**	**mg/Kg**		**50**	930	220	4/10/2014 08:39	J
o-Terphenyl (S)	**0**	**%**	**1**	**50**	62-109		4/10/2014 08:39	
Nonatricontane-C39 (S)	**0**	**%**	**1**	**50**	60-118		4/10/2014 08:39	
Analysis Desc: 8270C-SIM Analysis, Soil	Preparation Method: SW-846 3550B Analytical Method: SW-846 8270C (SIM)							
1-Methylnaphthalene	**6.9**	**mg/Kg**		**10**	0.087	0.062	4/10/2014 12:10	J
2-Methylnaphthalene	**14**	**mg/Kg**		**10**	0.087	0.062	4/10/2014 12:10	J
Acenaphthene	**0.75**	**mg/Kg**		**10**	0.087	0.063	4/10/2014 12:10	J
Acenaphthylene	**0.25**	**mg/Kg**		**10**	0.087	0.060	4/10/2014 12:10	J
Anthracene	**0.18**	**mg/Kg**		**10**	0.087	0.060	4/10/2014 12:10	J
Benzo[a]anthracene	**0.068**	**mg/Kg**	**U**	**10**	0.087	0.068	4/10/2014 12:10	J
Benzo[a]pyrene	**0.046**	**mg/Kg**	**U**	**10**	0.087	0.046	4/10/2014 12:10	J
Benzo[b]fluoranthene	**0.047**	**mg/Kg**	**U**	**10**	0.087	0.047	4/10/2014 12:10	J
Benzo[g,h,i]perylene	**0.059**	**mg/Kg**	**U**	**10**	0.087	0.059	4/10/2014 12:10	J
Benzo[k]fluoranthene	**0.073**	**mg/Kg**	**U**	**10**	0.087	0.073	4/10/2014 12:10	J
Chrysene	**0.075**	**mg/Kg**	**U**	**10**	0.087	0.075	4/10/2014 12:10	J
Dibenzo[a,h]anthracene	**0.044**	**mg/Kg**	**U**	**10**	0.087	0.044	4/10/2014 12:10	J
Fluoranthene	**0.062**	**mg/Kg**	**U**	**10**	0.087	0.062	4/10/2014 12:10	J
Fluorene	**1.2**	**mg/Kg**		**10**	0.087	0.061	4/10/2014 12:10	J
Indeno(1,2,3-cd)pyrene	**0.041**	**mg/Kg**	**U**	**10**	0.087	0.041	4/10/2014 12:10	J
Naphthalene	**3.0**	**mg/Kg**		**10**	0.087	0.053	4/10/2014 12:10	J
Phenanthrene	**2.2**	**mg/Kg**		**10**	0.087	0.064	4/10/2014 12:10	J
Pyrene	**0.18**	**mg/Kg**		**10**	0.087	0.074	4/10/2014 12:10	J
Nitrobenzene-d5 (S)	**214**	**%**	**J1**	**10**	46-118		4/10/2014 12:10	
2-Fluorobiphenyl (S)	**105**	**%**		**10**	54-134		4/10/2014 12:10	
p-Terphenyl-d14 (S)	**88**	**%**		**10**	60-143		4/10/2014 12:10	

CERTIFICATE OF ANALYSIS

This report shall not be reproduced, except in full,
without the written consent of Advanced Environmental Laboratories, Inc..

Advanced Environmental Laboratories, Inc.
2639 N Monroe St Suite D
Tallahassee, FL 32303-4069
Phone: (850) 219-6274
Fax: (850) 219-6275

ANALYTICAL RESULTS

Workorder: S1400218 Bay Tank & Fabricating

Lab ID: **S1400218011** Date Received: 04/04/14 17:00 Matrix: Soil
Sample ID: **BT-26 0.5'-1.0'** Date Collected: 04/03/14 12:08
Results for sample S1400218011 are reported on a dry weight basis.
Sample Description: Location:

Parameters	Results	Units	Qual	DF	Adjusted PQL	Adjusted MDL	Analyzed	Lab
METALS								
Analysis Desc: SW846 6010B Analysis,Soils	Preparation Method: SW-846 3050B Analytical Method: SW-846 6010							
Barium	**34**	**mg/Kg**		**1**	0.056	0.032	4/10/2014 21:04	J
Chromium	**110**	**mg/Kg**		**1**	0.11	0.067	4/10/2014 21:04	J

Lab ID: **S1400218012** Date Received: 04/04/14 17:00 Matrix: Soil
Sample ID: **BT-26 2.0'-2.5'** Date Collected: 04/03/14 12:12
Results for sample S1400218012 are reported on a dry weight basis.
Sample Description: Location:

Parameters	Results	Units	Qual	DF	Adjusted PQL	Adjusted MDL	Analyzed	Lab
METALS								
Analysis Desc: SW846 6010B Analysis,Soils	Preparation Method: SW-846 3050B Analytical Method: SW-846 6010							
Barium	**5.3**	**mg/Kg**		**1**	0.054	0.031	4/10/2014 21:08	J
Chromium	**12**	**mg/Kg**		**1**	0.11	0.065	4/10/2014 21:08	J

Lab ID: **S1400218013** Date Received: 04/04/14 17:00 Matrix: Soil
Sample ID: **BT-27 0.5'-1.0'** Date Collected: 04/03/14 12:15
Results for sample S1400218013 are reported on a dry weight basis.
Sample Description: Location:

Parameters	Results	Units	Qual	DF	Adjusted PQL	Adjusted MDL	Analyzed	Lab
METALS								
Analysis Desc: SW846 6010B Analysis,Soils	Preparation Method: SW-846 3050B Analytical Method: SW-846 6010							
Barium	**7.2**	**mg/Kg**		**1**	0.062	0.036	4/10/2014 21:13	J
Chromium	**18**	**mg/Kg**		**1**	0.12	0.074	4/10/2014 21:13	J

CERTIFICATE OF ANALYSIS
This report shall not be reproduced, except in full,
without the written consent of Advanced Environmental Laboratories, Inc..

Advanced Environmental Laboratories, Inc.
2639 N Monroe St Suite D
Tallahassee, FL 32303-4069
Phone: (850) 219-6274
Fax: (850) 219-6275

ANALYTICAL RESULTS

Workorder: S1400218 Bay Tank & Fabricating

Lab ID: **S1400218014** Date Received: 04/04/14 17:00 Matrix: Soil
Sample ID: **BT-27 2.0'-2.5'** Date Collected: 04/03/14 12:18
Results for sample S1400218014 are reported on a dry weight basis.
Sample Description: Location:

Parameters	Results	Units	Qual	DF	Adjusted PQL	Adjusted MDL	Analyzed	Lab
METALS								
Analysis Desc: SW846 6010B Analysis,Soils	Preparation Method: SW-846 3050B Analytical Method: SW-846 6010							
Barium	**3.7**	**mg/Kg**		**1**	0.058	0.033	4/10/2014 21:39	J
Chromium	**4.6**	**mg/Kg**		**1**	0.12	0.069	4/10/2014 21:39	J

Lab ID: **S1400218015** Date Received: 04/04/14 17:00 Matrix: Soil
Sample ID: **BT-22 2.0'-2.5'** Date Collected: 04/03/14 12:21
Results for sample S1400218015 are reported on a dry weight basis.
Sample Description: Location:

Parameters	Results	Units	Qual	DF	Adjusted PQL	Adjusted MDL	Analyzed	Lab
METALS								
Analysis Desc: SW846 6010B Analysis,Soils	Preparation Method: SW-846 3050B Analytical Method: SW-846 6010							
Barium	**13**	**mg/Kg**		**1**	0.060	0.034	4/10/2014 21:43	J
Chromium	**4.1**	**mg/Kg**		**1**	0.12	0.072	4/10/2014 21:43	J

Lab ID: **S1400218016** Date Received: 04/04/14 17:00 Matrix: Soil
Sample ID: **BT-28 0.5'-1.0'** Date Collected: 04/03/14 12:25
Results for sample S1400218016 are reported on a dry weight basis.
Sample Description: Location:

Parameters	Results	Units	Qual	DF	Adjusted PQL	Adjusted MDL	Analyzed	Lab
METALS								
Analysis Desc: SW846 6010B Analysis,Soils	Preparation Method: SW-846 3050B Analytical Method: SW-846 6010							
Barium	**17**	**mg/Kg**		**1**	0.053	0.030	4/10/2014 21:48	J
Chromium	**35**	**mg/Kg**		**1**	0.11	0.062	4/10/2014 21:48	J

CERTIFICATE OF ANALYSIS

This report shall not be reproduced, except in full,
without the written consent of Advanced Environmental Laboratories, Inc..

Advanced Environmental Laboratories, Inc.
2639 N Monroe St Suite D
Tallahassee, FL 32303-4069
Phone: (850) 219-6274
Fax: (850) 219-6275

ANALYTICAL RESULTS

Workorder: S1400218 Bay Tank & Fabricating

Lab ID: **S1400218017** Date Received: 04/04/14 17:00 Matrix: Soil
Sample ID: **BT-28 2.0'-2.5'** Date Collected: 04/03/14 12:28
Results for sample S1400218017 are reported on a dry weight basis.
Sample Description: Location:

Parameters	Results	Units	Qual	DF	Adjusted PQL	Adjusted MDL	Analyzed	Lab
METALS								
Analysis Desc: SW846 6010B Analysis,Soils	Preparation Method: SW-846 3050B Analytical Method: SW-846 6010							
Barium	**6.9**	**mg/Kg**		**1**	0.053	0.030	4/10/2014 21:52	J
Chromium	**8.3**	**mg/Kg**		**1**	0.11	0.063	4/10/2014 21:52	J

Lab ID: **S1400218018** Date Received: 04/04/14 17:00 Matrix: Soil
Sample ID: **BT-29 0.5'-1.0'** Date Collected: 04/03/14 12:31
Results for sample S1400218018 are reported on a dry weight basis.
Sample Description: Location:

Parameters	Results	Units	Qual	DF	Adjusted PQL	Adjusted MDL	Analyzed	Lab
METALS								
Analysis Desc: SW846 6010B Analysis,Soils	Preparation Method: SW-846 3050B Analytical Method: SW-846 6010							
Barium	**13**	**mg/Kg**		**1**	0.053	0.030	4/10/2014 21:57	J
Chromium	**40**	**mg/Kg**		**1**	0.11	0.063	4/10/2014 21:57	J

Lab ID: **S1400218019** Date Received: 04/04/14 17:00 Matrix: Soil
Sample ID: **BT-29 2.0'-2.5'** Date Collected: 04/03/14 12:34
Results for sample S1400218019 are reported on a dry weight basis.
Sample Description: Location:

Parameters	Results	Units	Qual	DF	Adjusted PQL	Adjusted MDL	Analyzed	Lab
METALS								
Analysis Desc: SW846 6010B Analysis,Soils	Preparation Method: SW-846 3050B Analytical Method: SW-846 6010							
Barium	**7.9**	**mg/Kg**		**1**	0.054	0.031	4/10/2014 22:02	J
Chromium	**7.3**	**mg/Kg**		**1**	0.11	0.064	4/10/2014 22:02	J

CERTIFICATE OF ANALYSIS
This report shall not be reproduced, except in full,
without the written consent of Advanced Environmental Laboratories, Inc..

Advanced Environmental Laboratories, Inc.
2639 N Monroe St Suite D
Tallahassee, FL 32303-4069
Phone: (850) 219-6274
Fax: (850) 219-6275

ANALYTICAL RESULTS

Workorder: S1400218 Bay Tank & Fabricating

Lab ID: **S1400218020** Date Received: 04/04/14 17:00 Matrix: Soil
Sample ID: **BT-30 0.5'-1.0'** Date Collected: 04/03/14 12:46
Results for sample S1400218020 are reported on a dry weight basis.
Sample Description: Location:

Parameters	Results	Units	Qual	DF	Adjusted PQL	Adjusted MDL	Analyzed	Lab
METALS								
Analysis Desc: SW846 6010B Analysis,Soils	Preparation Method: SW-846 3050B Analytical Method: SW-846 6010							
Barium	**30**	**mg/Kg**		**1**	0.051	0.029	4/10/2014 22:06	J
Chromium	**12**	**mg/Kg**		**1**	0.10	0.061	4/10/2014 22:06	J

Lab ID: **S1400218021** Date Received: 04/04/14 17:00 Matrix: Soil
Sample ID: **BT-30 2.0'-2.5'** Date Collected: 04/03/14 12:42
Results for sample S1400218021 are reported on a dry weight basis.
Sample Description: Location:

Parameters	Results	Units	Qual	DF	Adjusted PQL	Adjusted MDL	Analyzed	Lab
METALS								
Analysis Desc: SW846 6010B Analysis,Soils	Preparation Method: SW-846 3050B Analytical Method: SW-846 6010							
Barium	**9.1**	**mg/Kg**		**1**	0.054	0.031	4/10/2014 17:39	J
Chromium	**3.6**	**mg/Kg**		**1**	0.11	0.065	4/10/2014 17:39	J

Lab ID: **S1400218022** Date Received: 04/04/14 17:00 Matrix: Soil
Sample ID: **BT-31 0.5'-1.0'** Date Collected: 04/03/14 12:45
Results for sample S1400218022 are reported on a dry weight basis.
Sample Description: Location:

Parameters	Results	Units	Qual	DF	Adjusted PQL	Adjusted MDL	Analyzed	Lab
METALS								
Analysis Desc: SW846 6010B Analysis,Soils	Preparation Method: SW-846 3050B Analytical Method: SW-846 6010							
Barium	**5.9**	**mg/Kg**		**1**	0.051	0.029	4/10/2014 18:02	J
Chromium	**23**	**mg/Kg**		**1**	0.10	0.061	4/10/2014 18:02	J

CERTIFICATE OF ANALYSIS
This report shall not be reproduced, except in full,
without the written consent of Advanced Environmental Laboratories, Inc..

Advanced Environmental Laboratories, Inc.
2639 N Monroe St Suite D
Tallahassee, FL 32303-4069
Phone: (850) 219-6274
Fax: (850) 219-6275

ANALYTICAL RESULTS

Workorder: S1400218 Bay Tank & Fabricating

Lab ID: **S1400218023** Date Received: 04/04/14 17:00 Matrix: Soil
Sample ID: **BT-31 2.0'-2.5'** Date Collected: 04/03/14 12:48
Results for sample S1400218023 are reported on a dry weight basis.
Sample Description: Location:

Parameters	Results	Units	Qual	DF	Adjusted PQL	Adjusted MDL	Analyzed	Lab
METALS								
Analysis Desc: SW846 6010B Analysis,Soils	Preparation Method: SW-846 3050B Analytical Method: SW-846 6010							
Barium	**3.4**	**mg/Kg**		**1**	0.060	0.034	4/10/2014 18:25	J
Chromium	**8.8**	**mg/Kg**		**1**	0.12	0.072	4/10/2014 18:25	J

Lab ID: **S1400218024** Date Received: 04/04/14 17:00 Matrix: Soil
Sample ID: **BT-32 0.5'-1.0'** Date Collected: 04/03/14 12:50
Results for sample S1400218024 are reported on a dry weight basis.
Sample Description: Location:

Parameters	Results	Units	Qual	DF	Adjusted PQL	Adjusted MDL	Analyzed	Lab
METALS								
Analysis Desc: SW846 6010B Analysis,Soils	Preparation Method: SW-846 3050B Analytical Method: SW-846 6010							
Barium	**37**	**mg/Kg**		**1**	0.052	0.029	4/10/2014 18:29	J
Chromium	**18**	**mg/Kg**		**1**	0.10	0.062	4/10/2014 18:29	J

Lab ID: **S1400218025** Date Received: 04/04/14 17:00 Matrix: Soil
Sample ID: **BT-1 0.5'-1.0'** Date Collected: 04/03/14 13:05
Results for sample S1400218025 are reported on a dry weight basis.
Sample Description: Location:

Parameters	Results	Units	Qual	DF	Adjusted PQL	Adjusted MDL	Analyzed	Lab
METALS								
Analysis Desc: SW846 6010B Analysis,Soils	Preparation Method: SW-846 3050B Analytical Method: SW-846 6010							
Barium	**3.0**	**mg/Kg**		**1**	0.054	0.031	4/10/2014 18:34	J
Chromium	**3.3**	**mg/Kg**		**1**	0.11	0.065	4/10/2014 18:34	J

CERTIFICATE OF ANALYSIS
This report shall not be reproduced, except in full,
without the written consent of Advanced Environmental Laboratories, Inc..

Advanced Environmental Laboratories, Inc.
2639 N Monroe St Suite D
Tallahassee, FL 32303-4069
Phone: (850) 219-6274
Fax: (850) 219-6275

ANALYTICAL RESULTS

Workorder: S1400218 Bay Tank & Fabricating

Lab ID: **S1400218026** Date Received: 04/04/14 17:00 Matrix: Soil
Sample ID: **BT-1 1.5'-2.0'** Date Collected: 04/03/14 13:08
Results for sample S1400218026 are reported on a dry weight basis.
Sample Description: Location:

Parameters	Results	Units	Qual	DF	Adjusted PQL	Adjusted MDL	Analyzed	Lab
METALS								
Analysis Desc: SW846 6010B Analysis,Soils	Preparation Method: SW-846 3050B Analytical Method: SW-846 6010							
Barium	**3.8**	**mg/Kg**		**1**	0.055	0.031	4/10/2014 18:38	J
Chromium	**1.3**	**mg/Kg**		**1**	0.11	0.065	4/10/2014 18:38	J

Lab ID: **S1400218027** Date Received: 04/04/14 17:00 Matrix: Soil
Sample ID: **BT-2 0.5'-1.0'** Date Collected: 04/03/14 13:11
Results for sample S1400218027 are reported on a dry weight basis.
Sample Description: Location:

Parameters	Results	Units	Qual	DF	Adjusted PQL	Adjusted MDL	Analyzed	Lab
METALS								
Analysis Desc: SW846 6010B Analysis,Soils	Preparation Method: SW-846 3050B Analytical Method: SW-846 6010							
Barium	**5.3**	**mg/Kg**		**1**	0.052	0.030	4/10/2014 18:43	J
Chromium	**13**	**mg/Kg**		**1**	0.10	0.062	4/10/2014 18:43	J

Lab ID: **S1400218028** Date Received: 04/04/14 17:00 Matrix: Soil
Sample ID: **BT-2 1.0'-1.5'** Date Collected: 04/03/14 13:13
Results for sample S1400218028 are reported on a dry weight basis.
Sample Description: Location:

Parameters	Results	Units	Qual	DF	Adjusted PQL	Adjusted MDL	Analyzed	Lab
METALS								
Analysis Desc: SW846 6010B Analysis,Soils	Preparation Method: SW-846 3050B Analytical Method: SW-846 6010							
Barium	**4.0**	**mg/Kg**		**1**	0.058	0.033	4/10/2014 18:47	J
Chromium	**9.6**	**mg/Kg**		**1**	0.12	0.069	4/10/2014 18:47	J

CERTIFICATE OF ANALYSIS
This report shall not be reproduced, except in full,
without the written consent of Advanced Environmental Laboratories, Inc..

Advanced Environmental Laboratories, Inc.
2639 N Monroe St Suite D
Tallahassee, FL 32303-4069
Phone: (850) 219-6274
Fax: (850) 219-6275

ANALYTICAL RESULTS

Workorder: S1400218 Bay Tank & Fabricating

Lab ID: **S1400218030** Date Received: 04/04/14 17:00 Matrix: Soil

Sample ID: **DT-3 0-1'** Date Collected: 04/03/14 14:15

Results for sample S1400218030 are reported on a dry weight basis.

Sample Description: Location:

Parameters	Results	Units	Qual	DF	Adjusted PQL	Adjusted MDL	Analyzed	Lab
SEMIVOLATILES								
Analysis Desc: Flo-Pro Analysis, Soil	Preparation Method: FL-PRO Analytical Method: FL-PRO							
TPH	**11**	**mg/Kg**	**I**	**1**	20	4.6	4/10/2014 09:06	J
o-Terphenyl (S)	**96**	**%**		**1**	62-109		4/10/2014 09:06	
Nonatricontane-C39 (S)	**94**	**%**		**1**	60-118		4/10/2014 09:06	
Analysis Desc: 8270C-SIM Analysis, Soil	Preparation Method: SW-846 3550B Analytical Method: SW-846 8270C (SIM)							
1-Methylnaphthalene	**0.0066**	**mg/Kg**	**U**	**1**	0.0093	0.0066	4/10/2014 12:52	J
2-Methylnaphthalene	**0.0066**	**mg/Kg**	**U**	**1**	0.0093	0.0066	4/10/2014 12:52	J
Acenaphthene	**0.0067**	**mg/Kg**	**U**	**1**	0.0093	0.0067	4/10/2014 12:52	J
Acenaphthylene	**0.0064**	**mg/Kg**	**U**	**1**	0.0093	0.0064	4/10/2014 12:52	J
Anthracene	**0.0064**	**mg/Kg**	**U**	**1**	0.0093	0.0064	4/10/2014 12:52	J
Benzo[a]anthracene	**0.0073**	**mg/Kg**	**U**	**1**	0.0093	0.0073	4/10/2014 12:52	J
Benzo[a]pyrene	**0.0049**	**mg/Kg**	**U**	**1**	0.0093	0.0049	4/10/2014 12:52	J
Benzo[b]fluoranthene	**0.0050**	**mg/Kg**	**U**	**1**	0.0093	0.0050	4/10/2014 12:52	J
Benzo[g,h,i]perylene	**0.0063**	**mg/Kg**	**U**	**1**	0.0093	0.0063	4/10/2014 12:52	J
Benzo[k]fluoranthene	**0.0078**	**mg/Kg**	**U**	**1**	0.0093	0.0078	4/10/2014 12:52	J
Chrysene	**0.0080**	**mg/Kg**	**U**	**1**	0.0093	0.0080	4/10/2014 12:52	J
Dibenzo[a,h]anthracene	**0.0047**	**mg/Kg**	**U**	**1**	0.0093	0.0047	4/10/2014 12:52	J
Fluoranthene	**0.0066**	**mg/Kg**	**U**	**1**	0.0093	0.0066	4/10/2014 12:52	J
Fluorene	**0.0065**	**mg/Kg**	**U**	**1**	0.0093	0.0065	4/10/2014 12:52	J
Indeno(1,2,3-cd)pyrene	**0.0044**	**mg/Kg**	**U**	**1**	0.0093	0.0044	4/10/2014 12:52	J
Naphthalene	**0.0056**	**mg/Kg**	**U**	**1**	0.0093	0.0056	4/10/2014 12:52	J
Phenanthrene	**0.0068**	**mg/Kg**	**U**	**1**	0.0093	0.0068	4/10/2014 12:52	J
Pyrene	**0.0079**	**mg/Kg**	**U**	**1**	0.0093	0.0079	4/10/2014 12:52	J
Nitrobenzene-d5 (S)	**62**	**%**		**1**	46-118		4/10/2014 12:52	
2-Fluorobiphenyl (S)	**86**	**%**		**1**	54-134		4/10/2014 12:52	
p-Terphenyl-d14 (S)	**119**	**%**		**1**	60-143		4/10/2014 12:52	
VOLATILES								
Analysis Desc: 8260B Analysis, Soil	Preparation Method: SW-846 5035 Analytical Method: SW-846 8260B							
1,1,1,2-Tetrachloroethane	**0.0039**	**mg/Kg**	**U**	**1**	0.0076	0.0039	4/8/2014 15:45	J
1,1,1-Trichloroethane	**0.0035**	**mg/Kg**	**U**	**1**	0.0076	0.0035	4/8/2014 15:45	J
1,1,2,2-Tetrachloroethane	**0.0050**	**mg/Kg**	**U**	**1**	0.0076	0.0050	4/8/2014 15:45	J
1,1,2-Trichloroethane	**0.0034**	**mg/Kg**	**U**	**1**	0.0076	0.0034	4/8/2014 15:45	J

CERTIFICATE OF ANALYSIS

This report shall not be reproduced, except in full,
without the written consent of Advanced Environmental Laboratories, Inc..

Advanced Environmental Laboratories, Inc.
2639 N Monroe St Suite D
Tallahassee, FL 32303-4069
Phone: (850) 219-6274
Fax: (850) 219-6275

ANALYTICAL RESULTS

Workorder: S1400218 Bay Tank & Fabricating

Lab ID: **S1400218030** Date Received: 04/04/14 17:00 Matrix: Soil

Sample ID: **DT-3 0-1'** Date Collected: 04/03/14 14:15

Results for sample S1400218030 are reported on a dry weight basis.

Sample Description: Location:

Parameters	Results	Units	Qual	DF	Adjusted PQL	Adjusted MDL	Analyzed	Lab
1,1-Dichloroethane	**0.0032**	**mg/Kg**	**U**	**1**	0.0076	0.0032	4/8/2014 15:45	J
1,1-Dichloroethylene	**0.0030**	**mg/Kg**	**U**	**1**	0.0076	0.0030	4/8/2014 15:45	J
1,1-Dichloropropene	**0.0027**	**mg/Kg**	**U**	**1**	0.0076	0.0027	4/8/2014 15:45	J
1,2,3-Trichlorobenzene	**0.0035**	**mg/Kg**	**U**	**1**	0.0076	0.0035	4/8/2014 15:45	J
1,2,3-Trichloropropane	**0.0034**	**mg/Kg**	**U**	**1**	0.0076	0.0034	4/8/2014 15:45	J
1,2,4-Trichlorobenzene	**0.0036**	**mg/Kg**	**U**	**1**	0.0076	0.0036	4/8/2014 15:45	J
1,2,4-Trimethylbenzene	**0.0026**	**mg/Kg**	**U**	**1**	0.0076	0.0026	4/8/2014 15:45	J
1,2-Dibromo-3-Chloropropane	**0.010**	**mg/Kg**	**U**	**1**	0.013	0.010	4/8/2014 15:45	J
1,2-Dichlorobenzene	**0.0034**	**mg/Kg**	**U**	**1**	0.0076	0.0034	4/8/2014 15:45	J
1,2-Dichloroethane	**0.0036**	**mg/Kg**	**U**	**1**	0.0076	0.0036	4/8/2014 15:45	J
1,2-Dichloropropane	**0.0031**	**mg/Kg**	**U**	**1**	0.0076	0.0031	4/8/2014 15:45	J
1,3,5-Trimethylbenzene	**0.0025**	**mg/Kg**	**U**	**1**	0.0076	0.0025	4/8/2014 15:45	J
1,3-Dichlorobenzene	**0.0032**	**mg/Kg**	**U**	**1**	0.0076	0.0032	4/8/2014 15:45	J
1,3-Dichloropropane	**0.0041**	**mg/Kg**	**U**	**1**	0.0076	0.0041	4/8/2014 15:45	J
1,4-Dichlorobenzene	**0.0029**	**mg/Kg**	**U**	**1**	0.0076	0.0029	4/8/2014 15:45	J
2,2-Dichloropropane	**0.0025**	**mg/Kg**	**U**	**1**	0.013	0.0025	4/8/2014 15:45	J
2-Butanone (MEK)	**0.0053**	**mg/Kg**	**U**	**1**	0.013	0.0053	4/8/2014 15:45	J
2-Chloroethyl Vinyl Ether	**0.0019**	**mg/Kg**	**U**	**1**	0.013	0.0019	4/8/2014 15:45	J
2-Chlorotoluene	**0.0026**	**mg/Kg**	**U**	**1**	0.0076	0.0026	4/8/2014 15:45	J
2-Hexanone	**0.0047**	**mg/Kg**	**U**	**1**	0.013	0.0047	4/8/2014 15:45	J
4-Chlorotoluene	**0.0031**	**mg/Kg**	**U**	**1**	0.0076	0.0031	4/8/2014 15:45	J
4-Methyl-2-pentanone (MIBK)	**0.0027**	**mg/Kg**	**U**	**1**	0.013	0.0027	4/8/2014 15:45	J
Acetone	**0.0063**	**mg/Kg**	**U**	**1**	0.025	0.0063	4/8/2014 15:45	J
Acrolein (Propenal)	**0.010**	**mg/Kg**	**U**	**1**	0.038	0.010	4/8/2014 15:45	J
Acrylonitrile	**0.013**	**mg/Kg**	**U**	**1**	0.038	0.013	4/8/2014 15:45	J
Benzene	**0.0031**	**mg/Kg**	**U**	**1**	0.0076	0.0031	4/8/2014 15:45	J
Bromobenzene	**0.0031**	**mg/Kg**	**U**	**1**	0.0076	0.0031	4/8/2014 15:45	J
Bromochloromethane	**0.0034**	**mg/Kg**	**U**	**1**	0.0076	0.0034	4/8/2014 15:45	J
Bromodichloromethane	**0.0034**	**mg/Kg**	**U**	**1**	0.0076	0.0034	4/8/2014 15:45	J
Bromoform	**0.0049**	**mg/Kg**	**U**	**1**	0.013	0.0049	4/8/2014 15:45	J
Bromomethane	**0.0033**	**mg/Kg**	**U**	**1**	0.0076	0.0033	4/8/2014 15:45	J
Carbon Disulfide	**0.0031**	**mg/Kg**	**U**	**1**	0.013	0.0031	4/8/2014 15:45	J
Carbon Tetrachloride	**0.0036**	**mg/Kg**	**U**	**1**	0.0076	0.0036	4/8/2014 15:45	J
Chlorobenzene	**0.0038**	**mg/Kg**	**U**	**1**	0.0076	0.0038	4/8/2014 15:45	J
Chloroethane	**0.0025**	**mg/Kg**	**U**	**1**	0.0076	0.0025	4/8/2014 15:45	J
Chloroform	**0.0033**	**mg/Kg**	**U**	**1**	0.0076	0.0033	4/8/2014 15:45	J
Chloromethane	**0.0026**	**mg/Kg**	**U**	**1**	0.0076	0.0026	4/8/2014 15:45	J
Dibromochloromethane	**0.0033**	**mg/Kg**	**U**	**1**	0.0076	0.0033	4/8/2014 15:45	J
Dibromomethane	**0.0031**	**mg/Kg**	**U**	**1**	0.0076	0.0031	4/8/2014 15:45	J
Dichlorodifluoromethane	**0.0021**	**mg/Kg**	**U**	**1**	0.0076	0.0021	4/8/2014 15:45	J

CERTIFICATE OF ANALYSIS

This report shall not be reproduced, except in full,
without the written consent of Advanced Environmental Laboratories, Inc..

Advanced Environmental Laboratories, Inc.
2639 N Monroe St Suite D
Tallahassee, FL 32303-4069
Phone: (850) 219-6274
Fax: (850) 219-6275

ANALYTICAL RESULTS

Workorder: S1400218 Bay Tank & Fabricating

Lab ID: **S1400218030** Date Received: 04/04/14 17:00 Matrix: Soil

Sample ID: **DT-3 0-1'** Date Collected: 04/03/14 14:15

Results for sample S1400218030 are reported on a dry weight basis.

Sample Description: Location:

Parameters	Results	Units	Qual	DF	Adjusted PQL	Adjusted MDL	Analyzed	Lab
Ethylbenzene	**0.0028**	**mg/Kg**	**U**	**1**	0.0076	0.0028	4/8/2014 15:45	J
Ethylene Dibromide (EDB)	**0.0035**	**mg/Kg**	**U**	**1**	0.0076	0.0035	4/8/2014 15:45	J
Hexachlorobutadiene	**0.0041**	**mg/Kg**	**U**	**1**	0.0076	0.0041	4/8/2014 15:45	J
Iodomethane (Methyl Iodide)	**0.0032**	**mg/Kg**	**U**	**1**	0.0076	0.0032	4/8/2014 15:45	J
Isopropylbenzene	**0.0031**	**mg/Kg**	**U**	**1**	0.0076	0.0031	4/8/2014 15:45	J
Methyl tert-butyl Ether (MTBE)	**0.0029**	**mg/Kg**	**U**	**1**	0.0076	0.0029	4/8/2014 15:45	J
Methylene Chloride	**0.0030**	**mg/Kg**	**U**	**1**	0.025	0.0030	4/8/2014 15:45	J
Naphthalene	**0.0044**	**mg/Kg**	**U**	**1**	0.0076	0.0044	4/8/2014 15:45	J
Styrene	**0.0025**	**mg/Kg**	**U**	**1**	0.0076	0.0025	4/8/2014 15:45	J
Tetrachloroethylene (PCE)	**0.0031**	**mg/Kg**	**U**	**1**	0.0076	0.0031	4/8/2014 15:45	J
Toluene	**0.0035**	**mg/Kg**	**U**	**1**	0.0076	0.0035	4/8/2014 15:45	J
Trichloroethene	**0.0026**	**mg/Kg**	**U**	**1**	0.0076	0.0026	4/8/2014 15:45	J
Trichlorofluoromethane	**0.0023**	**mg/Kg**	**U**	**1**	0.0076	0.0023	4/8/2014 15:45	J
Vinyl Acetate	**0.0022**	**mg/Kg**	**U**	**1**	0.0076	0.0022	4/8/2014 15:45	J
Vinyl Chloride	**0.0031**	**mg/Kg**	**U**	**1**	0.0076	0.0031	4/8/2014 15:45	J
Xylene (Total)	**0.0096**	**mg/Kg**	**U**	**1**	0.023	0.0096	4/8/2014 15:45	J
cis-1,2-Dichloroethylene	**0.0036**	**mg/Kg**	**U**	**1**	0.0076	0.0036	4/8/2014 15:45	J
cis-1,3-Dichloropropene	**0.0027**	**mg/Kg**	**U**	**1**	0.0076	0.0027	4/8/2014 15:45	J
n-Butylbenzene	**0.0027**	**mg/Kg**	**U**	**1**	0.0076	0.0027	4/8/2014 15:45	J
n-propylbenzene	**0.0028**	**mg/Kg**	**U**	**1**	0.0076	0.0028	4/8/2014 15:45	J
sec-butylbenzene	**0.0028**	**mg/Kg**	**U**	**1**	0.0076	0.0028	4/8/2014 15:45	J
tert-butylbenzene	**0.0028**	**mg/Kg**	**U**	**1**	0.0076	0.0028	4/8/2014 15:45	J
trans-1,2-Dichloroethylene	**0.0025**	**mg/Kg**	**U**	**1**	0.0076	0.0025	4/8/2014 15:45	J
trans-1,3-Dichloropropylene	**0.0019**	**mg/Kg**	**U**	**1**	0.0076	0.0019	4/8/2014 15:45	J
1,2-Dichloroethane-d4 (S)	**104**	**%**		**1**	80-120		4/8/2014 15:45	
1,2-Dichloroethane-d4 (S)	**104**	**%**		**1**	80-120		4/8/2014 15:45	
Toluene-d8 (S)	**99**	**%**		**1**	81-117		4/8/2014 15:45	
Toluene-d8 (S)	**99**	**%**		**1**	81-117		4/8/2014 15:45	
Bromofluorobenzene (S)	**102**	**%**		**1**	74-121		4/8/2014 15:45	
Bromofluorobenzene (S)	**102**	**%**		**1**	74-121		4/8/2014 15:45	

CERTIFICATE OF ANALYSIS

This report shall not be reproduced, except in full,
without the written consent of Advanced Environmental Laboratories, Inc..

Advanced Environmental Laboratories, Inc.
2639 N Monroe St Suite D
Tallahassee, FL 32303-4069
Phone: (850) 219-6274
Fax: (850) 219-6275

ANALYTICAL RESULTS

Workorder: S1400218 Bay Tank & Fabricating

Lab ID: **S1400218031** Date Received: 04/04/14 17:00 Matrix: Soil

Sample ID: **DT-5 0-1'** Date Collected: 04/03/14 14:25

Results for sample S1400218031 are reported on a dry weight basis.

Sample Description: Location:

Parameters	Results	Units	Qual	DF	Adjusted PQL	Adjusted MDL	Analyzed	Lab
SEMIVOLATILES								
Analysis Desc: Flo-Pro Analysis, Soil	Preparation Method: FL-PRO Analytical Method: FL-PRO							
TPH	**15**	**mg/Kg**	**I**	**1**	20	4.6	4/10/2014 09:33	J
o-Terphenyl (S)	**105**	**%**		**1**	62-109		4/10/2014 09:33	
Nonatricontane-C39 (S)	**93**	**%**		**1**	60-118		4/10/2014 09:33	
Analysis Desc: 8270C-SIM Analysis, Soil	Preparation Method: SW-846 3550B Analytical Method: SW-846 8270C (SIM)							
1-Methylnaphthalene	**0.0065**	**mg/Kg**	**U**	**1**	0.0092	0.0065	4/10/2014 13:27	J
2-Methylnaphthalene	**0.0065**	**mg/Kg**	**U**	**1**	0.0092	0.0065	4/10/2014 13:27	J
Acenaphthene	**0.0067**	**mg/Kg**	**U**	**1**	0.0092	0.0067	4/10/2014 13:27	J
Acenaphthylene	**0.0063**	**mg/Kg**	**U**	**1**	0.0092	0.0063	4/10/2014 13:27	J
Anthracene	**0.0063**	**mg/Kg**	**U**	**1**	0.0092	0.0063	4/10/2014 13:27	J
Benzo[a]anthracene	**0.0072**	**mg/Kg**	**U**	**1**	0.0092	0.0072	4/10/2014 13:27	J
Benzo[a]pyrene	**0.0048**	**mg/Kg**	**U**	**1**	0.0092	0.0048	4/10/2014 13:27	J
Benzo[b]fluoranthene	**0.0050**	**mg/Kg**	**U**	**1**	0.0092	0.0050	4/10/2014 13:27	J
Benzo[g,h,i]perylene	**0.0062**	**mg/Kg**	**U**	**1**	0.0092	0.0062	4/10/2014 13:27	J
Benzo[k]fluoranthene	**0.0077**	**mg/Kg**	**U**	**1**	0.0092	0.0077	4/10/2014 13:27	J
Chrysene	**0.0079**	**mg/Kg**	**U**	**1**	0.0092	0.0079	4/10/2014 13:27	J
Dibenzo[a,h]anthracene	**0.0047**	**mg/Kg**	**U**	**1**	0.0092	0.0047	4/10/2014 13:27	J
Fluoranthene	**0.0065**	**mg/Kg**	**U**	**1**	0.0092	0.0065	4/10/2014 13:27	J
Fluorene	**0.0064**	**mg/Kg**	**U**	**1**	0.0092	0.0064	4/10/2014 13:27	J
Indeno(1,2,3-cd)pyrene	**0.0043**	**mg/Kg**	**U**	**1**	0.0092	0.0043	4/10/2014 13:27	J
Naphthalene	**0.0056**	**mg/Kg**	**U**	**1**	0.0092	0.0056	4/10/2014 13:27	J
Phenanthrene	**0.0067**	**mg/Kg**	**U**	**1**	0.0092	0.0067	4/10/2014 13:27	J
Pyrene	**0.0078**	**mg/Kg**	**U**	**1**	0.0092	0.0078	4/10/2014 13:27	J
Nitrobenzene-d5 (S)	**66**	**%**		**1**	46-118		4/10/2014 13:27	
2-Fluorobiphenyl (S)	**83**	**%**		**1**	54-134		4/10/2014 13:27	
p-Terphenyl-d14 (S)	**111**	**%**		**1**	60-143		4/10/2014 13:27	
VOLATILES								
Analysis Desc: 8260B Analysis, Soil	Preparation Method: SW-846 5035 Analytical Method: SW-846 8260B							
1,1,1,2-Tetrachloroethane	**0.0020**	**mg/Kg**	**U**	**1**	0.0038	0.0020	4/8/2014 15:00	J
1,1,1-Trichloroethane	**0.0018**	**mg/Kg**	**U**	**1**	0.0038	0.0018	4/8/2014 15:00	J
1,1,2,2-Tetrachloroethane	**0.0025**	**mg/Kg**	**U**	**1**	0.0038	0.0025	4/8/2014 15:00	J
1,1,2-Trichloroethane	**0.0017**	**mg/Kg**	**U**	**1**	0.0038	0.0017	4/8/2014 15:00	J

CERTIFICATE OF ANALYSIS

This report shall not be reproduced, except in full,
without the written consent of Advanced Environmental Laboratories, Inc..

Advanced Environmental Laboratories, Inc.
2639 N Monroe St Suite D
Tallahassee, FL 32303-4069
Phone: (850) 219-6274
Fax: (850) 219-6275

ANALYTICAL RESULTS

Workorder: S1400218 Bay Tank & Fabricating

Lab ID: **S1400218031** Date Received: 04/04/14 17:00 Matrix: Soil

Sample ID: **DT-5 0-1'** Date Collected: 04/03/14 14:25

Results for sample S1400218031 are reported on a dry weight basis.

Sample Description: Location:

Parameters	Results	Units	Qual	DF	Adjusted PQL	Adjusted MDL	Analyzed	Lab
1,1-Dichloroethane	**0.0016**	**mg/Kg**	**U**	**1**	0.0038	0.0016	4/8/2014 15:00	J
1,1-Dichloroethylene	**0.0015**	**mg/Kg**	**U**	**1**	0.0038	0.0015	4/8/2014 15:00	J
1,1-Dichloropropene	**0.0014**	**mg/Kg**	**U**	**1**	0.0038	0.0014	4/8/2014 15:00	J
1,2,3-Trichlorobenzene	**0.0018**	**mg/Kg**	**U**	**1**	0.0038	0.0018	4/8/2014 15:00	J
1,2,3-Trichloropropane	**0.0017**	**mg/Kg**	**U**	**1**	0.0038	0.0017	4/8/2014 15:00	J
1,2,4-Trichlorobenzene	**0.0018**	**mg/Kg**	**U**	**1**	0.0038	0.0018	4/8/2014 15:00	J
1,2,4-Trimethylbenzene	**0.0013**	**mg/Kg**	**U**	**1**	0.0038	0.0013	4/8/2014 15:00	J
1,2-Dibromo-3-Chloropropane	**0.0051**	**mg/Kg**	**U**	**1**	0.0064	0.0051	4/8/2014 15:00	J
1,2-Dichlorobenzene	**0.0017**	**mg/Kg**	**U**	**1**	0.0038	0.0017	4/8/2014 15:00	J
1,2-Dichloroethane	**0.0018**	**mg/Kg**	**U**	**1**	0.0038	0.0018	4/8/2014 15:00	J
1,2-Dichloropropane	**0.0016**	**mg/Kg**	**U**	**1**	0.0038	0.0016	4/8/2014 15:00	J
1,3,5-Trimethylbenzene	**0.0013**	**mg/Kg**	**U**	**1**	0.0038	0.0013	4/8/2014 15:00	J
1,3-Dichlorobenzene	**0.0016**	**mg/Kg**	**U**	**1**	0.0038	0.0016	4/8/2014 15:00	J
1,3-Dichloropropane	**0.0021**	**mg/Kg**	**U**	**1**	0.0038	0.0021	4/8/2014 15:00	J
1,4-Dichlorobenzene	**0.0015**	**mg/Kg**	**U**	**1**	0.0038	0.0015	4/8/2014 15:00	J
2,2-Dichloropropane	**0.0012**	**mg/Kg**	**U**	**1**	0.0064	0.0012	4/8/2014 15:00	J
2-Butanone (MEK)	**0.0027**	**mg/Kg**	**U**	**1**	0.0064	0.0027	4/8/2014 15:00	J
2-Chloroethyl Vinyl Ether	**0.00098**	**mg/Kg**	**U**	**1**	0.0064	0.00098	4/8/2014 15:00	J
2-Chlorotoluene	**0.0013**	**mg/Kg**	**U**	**1**	0.0038	0.0013	4/8/2014 15:00	J
2-Hexanone	**0.0024**	**mg/Kg**	**U**	**1**	0.0064	0.0024	4/8/2014 15:00	J
4-Chlorotoluene	**0.0016**	**mg/Kg**	**U**	**1**	0.0038	0.0016	4/8/2014 15:00	J
4-Methyl-2-pentanone (MIBK)	**0.0014**	**mg/Kg**	**U**	**1**	0.0064	0.0014	4/8/2014 15:00	J
Acetone	**0.0032**	**mg/Kg**	**U**	**1**	0.013	0.0032	4/8/2014 15:00	J
Acrolein (Propenal)	**0.0052**	**mg/Kg**	**U**	**1**	0.019	0.0052	4/8/2014 15:00	J
Acrylonitrile	**0.0066**	**mg/Kg**	**U**	**1**	0.019	0.0066	4/8/2014 15:00	J
Benzene	**0.0016**	**mg/Kg**	**U**	**1**	0.0038	0.0016	4/8/2014 15:00	J
Bromobenzene	**0.0016**	**mg/Kg**	**U**	**1**	0.0038	0.0016	4/8/2014 15:00	J
Bromochloromethane	**0.0017**	**mg/Kg**	**U**	**1**	0.0038	0.0017	4/8/2014 15:00	J
Bromodichloromethane	**0.0017**	**mg/Kg**	**U**	**1**	0.0038	0.0017	4/8/2014 15:00	J
Bromoform	**0.0025**	**mg/Kg**	**U**	**1**	0.0064	0.0025	4/8/2014 15:00	J
Bromomethane	**0.0017**	**mg/Kg**	**U**	**1**	0.0038	0.0017	4/8/2014 15:00	J
Carbon Disulfide	**0.0016**	**mg/Kg**	**U**	**1**	0.0064	0.0016	4/8/2014 15:00	J
Carbon Tetrachloride	**0.0018**	**mg/Kg**	**U**	**1**	0.0038	0.0018	4/8/2014 15:00	J
Chlorobenzene	**0.0019**	**mg/Kg**	**U**	**1**	0.0038	0.0019	4/8/2014 15:00	J
Chloroethane	**0.0013**	**mg/Kg**	**U**	**1**	0.0038	0.0013	4/8/2014 15:00	J
Chloroform	**0.0017**	**mg/Kg**	**U**	**1**	0.0038	0.0017	4/8/2014 15:00	J
Chloromethane	**0.0013**	**mg/Kg**	**U**	**1**	0.0038	0.0013	4/8/2014 15:00	J
Dibromochloromethane	**0.0017**	**mg/Kg**	**U**	**1**	0.0038	0.0017	4/8/2014 15:00	J
Dibromomethane	**0.0016**	**mg/Kg**	**U**	**1**	0.0038	0.0016	4/8/2014 15:00	J
Dichlorodifluoromethane	**0.0011**	**mg/Kg**	**U**	**1**	0.0038	0.0011	4/8/2014 15:00	J

CERTIFICATE OF ANALYSIS

This report shall not be reproduced, except in full,
without the written consent of Advanced Environmental Laboratories, Inc..

Advanced Environmental Laboratories, Inc.
2639 N Monroe St Suite D
Tallahassee, FL 32303-4069
Phone: (850) 219-6274
Fax: (850) 219-6275

ANALYTICAL RESULTS

Workorder: S1400218 Bay Tank & Fabricating

Lab ID: **S1400218031** Date Received: 04/04/14 17:00 Matrix: Soil

Sample ID: **DT-5 0-1'** Date Collected: 04/03/14 14:25

Results for sample S1400218031 are reported on a dry weight basis.

Sample Description: Location:

Parameters	Results	Units	Qual	DF	Adjusted PQL	Adjusted MDL	Analyzed	Lab
Ethylbenzene	**0.0014**	**mg/Kg**	**U**	**1**	0.0038	0.0014	4/8/2014 15:00	J
Ethylene Dibromide (EDB)	**0.0018**	**mg/Kg**	**U**	**1**	0.0038	0.0018	4/8/2014 15:00	J
Hexachlorobutadiene	**0.0021**	**mg/Kg**	**U**	**1**	0.0038	0.0021	4/8/2014 15:00	J
Iodomethane (Methyl Iodide)	**0.0016**	**mg/Kg**	**U**	**1**	0.0038	0.0016	4/8/2014 15:00	J
Isopropylbenzene	**0.0016**	**mg/Kg**	**U**	**1**	0.0038	0.0016	4/8/2014 15:00	J
Methyl tert-butyl Ether (MTBE)	**0.0014**	**mg/Kg**	**U**	**1**	0.0038	0.0014	4/8/2014 15:00	J
Methylene Chloride	**0.0015**	**mg/Kg**	**U**	**1**	0.013	0.0015	4/8/2014 15:00	J
Naphthalene	**0.0022**	**mg/Kg**	**U**	**1**	0.0038	0.0022	4/8/2014 15:00	J
Styrene	**0.0013**	**mg/Kg**	**U**	**1**	0.0038	0.0013	4/8/2014 15:00	J
Tetrachloroethylene (PCE)	**0.0016**	**mg/Kg**	**U**	**1**	0.0038	0.0016	4/8/2014 15:00	J
Toluene	**0.0018**	**mg/Kg**	**U**	**1**	0.0038	0.0018	4/8/2014 15:00	J
Trichloroethene	**0.0013**	**mg/Kg**	**U**	**1**	0.0038	0.0013	4/8/2014 15:00	J
Trichlorofluoromethane	**0.0012**	**mg/Kg**	**U**	**1**	0.0038	0.0012	4/8/2014 15:00	J
Vinyl Acetate	**0.0011**	**mg/Kg**	**U**	**1**	0.0038	0.0011	4/8/2014 15:00	J
Vinyl Chloride	**0.0016**	**mg/Kg**	**U**	**1**	0.0038	0.0016	4/8/2014 15:00	J
Xylene (Total)	**0.0049**	**mg/Kg**	**U**	**1**	0.012	0.0049	4/8/2014 15:00	J
cis-1,2-Dichloroethylene	**0.0018**	**mg/Kg**	**U**	**1**	0.0038	0.0018	4/8/2014 15:00	J
cis-1,3-Dichloropropene	**0.0014**	**mg/Kg**	**U**	**1**	0.0038	0.0014	4/8/2014 15:00	J
n-Butylbenzene	**0.0014**	**mg/Kg**	**U**	**1**	0.0038	0.0014	4/8/2014 15:00	J
n-propylbenzene	**0.0014**	**mg/Kg**	**U**	**1**	0.0038	0.0014	4/8/2014 15:00	J
sec-butylbenzene	**0.0014**	**mg/Kg**	**U**	**1**	0.0038	0.0014	4/8/2014 15:00	J
tert-butylbenzene	**0.0014**	**mg/Kg**	**U**	**1**	0.0038	0.0014	4/8/2014 15:00	J
trans-1,2-Dichloroethylene	**0.0013**	**mg/Kg**	**U**	**1**	0.0038	0.0013	4/8/2014 15:00	J
trans-1,3-Dichloropropylene	**0.00096**	**mg/Kg**	**U**	**1**	0.0038	0.00096	4/8/2014 15:00	J
1,2-Dichloroethane-d4 (S)	**106**	**%**		**1**	80-120		4/8/2014 15:00	
1,2-Dichloroethane-d4 (S)	**106**	**%**		**1**	80-120		4/8/2014 15:00	
Toluene-d8 (S)	**102**	**%**		**1**	81-117		4/8/2014 15:00	
Toluene-d8 (S)	**102**	**%**		**1**	81-117		4/8/2014 15:00	
Bromofluorobenzene (S)	**107**	**%**		**1**	74-121		4/8/2014 15:00	
Bromofluorobenzene (S)	**107**	**%**		**1**	74-121		4/8/2014 15:00	

CERTIFICATE OF ANALYSIS

This report shall not be reproduced, except in full,
without the written consent of Advanced Environmental Laboratories, Inc..

Advanced Environmental Laboratories, Inc.
2639 N Monroe St Suite D
Tallahassee, FL 32303-4069
Phone: (850) 219-6274
Fax: (850) 219-6275

ANALYTICAL RESULTS QUALIFIERS

Workorder: S1400218 Bay Tank & Fabricating

PARAMETER QUALIFIERS

U	The compound was analyzed for but not detected.
I	The reported value is between the laboratory method detection limit and the laboratory practical quantitation limit.
[1]	Surrogate diluted out.
J1	Surrogate Failure

LAB QUALIFIERS

J	DOH Certification #E82574(AEL-JAX)(FL NELAC Certification)

CERTIFICATE OF ANALYSIS

This report shall not be reproduced, except in full,
without the written consent of Advanced Environmental Laboratories, Inc..

3004.1.0.0

Advanced Environmental Laboratories, Inc.
2639 N Monroe St Suite D
Tallahassee, FL 32303-4069
Phone: (850) 219-6274
Fax: (850) 219-6275

QUALITY CONTROL DATA

Workorder: S1400218 Bay Tank & Fabricating

QC Batch:	MSVj/1204	Analysis Method:	SW-846 8260B
QC Batch Method:	SW-846 5035	Prepared:	04/07/2014 12:42
Associated Lab Samples:	S1400218030, S1400218031		

METHOD BLANK: 1437604

Parameter	Units	Blank Result	Reporting Limit	Qualifiers
VOLATILES				
Dichlorodifluoromethane	mg/Kg	0.00084	0.00084	U
Chloromethane	mg/Kg	0.0010	0.0010	U
Vinyl Chloride	mg/Kg	0.0012	0.0012	U
Bromomethane	mg/Kg	0.0013	0.0013	U
Chloroethane	mg/Kg	0.0010	0.0010	U
Trichlorofluoromethane	mg/Kg	0.00091	0.00091	U
Acrolein (Propenal)	mg/Kg	0.0041	0.0041	U
Acetone	mg/Kg	0.0025	0.0025	U
1,1-Dichloroethylene	mg/Kg	0.0012	0.0012	U
Iodomethane (Methyl Iodide)	mg/Kg	0.0013	0.0013	U
Acrylonitrile	mg/Kg	0.0052	0.0052	U
Methylene Chloride	mg/Kg	0.0012	0.0012	U
Carbon Disulfide	mg/Kg	0.0012	0.0012	U
trans-1,2-Dichloroethylene	mg/Kg	0.00098	0.00098	U
Methyl tert-butyl Ether (MTBE)	mg/Kg	0.0011	0.0011	U
1,1-Dichloroethane	mg/Kg	0.0013	0.0013	U
Vinyl Acetate	mg/Kg	0.00088	0.00088	U
2-Butanone (MEK)	mg/Kg	0.0021	0.0021	U
cis-1,2-Dichloroethylene	mg/Kg	0.0014	0.0014	U
Bromochloromethane	mg/Kg	0.0014	0.0014	U
Chloroform	mg/Kg	0.0013	0.0013	U
2,2-Dichloropropane	mg/Kg	0.00097	0.00097	U
1,2-Dichloroethane	mg/Kg	0.0014	0.0014	U
1,1,1-Trichloroethane	mg/Kg	0.0014	0.0014	U
1,1-Dichloropropene	mg/Kg	0.0011	0.0011	U
Carbon Tetrachloride	mg/Kg	0.0014	0.0014	U
Benzene	mg/Kg	0.0012	0.0012	U
Dibromomethane	mg/Kg	0.0012	0.0012	U
1,2-Dichloropropane	mg/Kg	0.0012	0.0012	U
Trichloroethene	mg/Kg	0.0010	0.0010	U
Bromodichloromethane	mg/Kg	0.0013	0.0013	U
2-Chloroethyl Vinyl Ether	mg/Kg	0.00076	0.00076	U
cis-1,3-Dichloropropene	mg/Kg	0.0011	0.0011	U
4-Methyl-2-pentanone (MIBK)	mg/Kg	0.0011	0.0011	U
trans-1,3-Dichloropropylene	mg/Kg	0.00075	0.00075	U
1,1,2-Trichloroethane	mg/Kg	0.0013	0.0013	U
Toluene	mg/Kg	0.0014	0.0014	U
1,3-Dichloropropane	mg/Kg	0.0016	0.0016	U

CERTIFICATE OF ANALYSIS

This report shall not be reproduced, except in full,
without the written consent of Advanced Environmental Laboratories, Inc..

3004.1.0.0

Advanced Environmental Laboratories, Inc.
2639 N Monroe St Suite D
Tallahassee, FL 32303-4069
Phone: (850) 219-6274
Fax: (850) 219-6275

QUALITY CONTROL DATA

Workorder: S1400218 Bay Tank & Fabricating

METHOD BLANK: 1437604

Parameter	Units	Blank Result	Reporting Limit	Qualifiers
2-Hexanone	mg/Kg	0.0019	0.0019	U
Dibromochloromethane	mg/Kg	0.0013	0.0013	U
Ethylene Dibromide (EDB)	mg/Kg	0.0014	0.0014	U
Tetrachloroethylene (PCE)	mg/Kg	0.0012	0.0012	U
1,1,1,2-Tetrachloroethane	mg/Kg	0.0015	0.0015	U
Chlorobenzene	mg/Kg	0.0015	0.0015	U
Ethylbenzene	mg/Kg	0.0011	0.0011	U
Bromoform	mg/Kg	0.0019	0.0019	U
Styrene	mg/Kg	0.00098	0.00098	U
1,1,2,2-Tetrachloroethane	mg/Kg	0.0020	0.0020	U
1,2,3-Trichloropropane	mg/Kg	0.0014	0.0014	U
Isopropylbenzene	mg/Kg	0.0012	0.0012	U
Bromobenzene	mg/Kg	0.0012	0.0012	U
n-propylbenzene	mg/Kg	0.0011	0.0011	U
2-Chlorotoluene	mg/Kg	0.0010	0.0010	U
4-Chlorotoluene	mg/Kg	0.0012	0.0012	U
1,3,5-Trimethylbenzene	mg/Kg	0.0010	0.0010	U
tert-butylbenzene	mg/Kg	0.0011	0.0011	U
1,2,4-Trimethylbenzene	mg/Kg	0.0010	0.0010	U
sec-butylbenzene	mg/Kg	0.0011	0.0011	U
1,3-Dichlorobenzene	mg/Kg	0.0013	0.0013	U
1,4-Dichlorobenzene	mg/Kg	0.0011	0.0011	U
1,2-Dichlorobenzene	mg/Kg	0.0013	0.0013	U
n-Butylbenzene	mg/Kg	0.0011	0.0011	U
1,2-Dibromo-3-Chloropropane	mg/Kg	0.0039	0.0039	U
1,2,4-Trichlorobenzene	mg/Kg	0.0014	0.0014	U
Naphthalene	mg/Kg	0.0017	0.0017	U
Hexachlorobutadiene	mg/Kg	0.0016	0.0016	U
1,2,3-Trichlorobenzene	mg/Kg	0.0014	0.0014	U
Xylene (Total)	mg/Kg	0.0038	0.0038	U
1,2-Dichloroethane-d4 (S)	%	101	80-120	
Toluene-d8 (S)	%	102	81-117	
Bromofluorobenzene (S)	%	103	74-121	

LABORATORY CONTROL SAMPLE: 1437605

Parameter	Units	Spike Conc.	LCS Result	LCS % Rec	% Rec Limits	Qualifiers
VOLATILES						
Vinyl Chloride	mg/Kg	0.02	0.020	101	70-130	
1,1-Dichloroethylene	mg/Kg	0.02	0.017	85	70-130	

CERTIFICATE OF ANALYSIS

This report shall not be reproduced, except in full,
without the written consent of Advanced Environmental Laboratories, Inc..

3004.1.0.0

Advanced Environmental Laboratories, Inc.
2639 N Monroe St Suite D
Tallahassee, FL 32303-4069
Phone: (850) 219-6274
Fax: (850) 219-6275

QUALITY CONTROL DATA

Workorder: S1400218 Bay Tank & Fabricating

LABORATORY CONTROL SAMPLE: 1437605

Parameter	Units	Spike Conc.	LCS Result	LCS % Rec	% Rec Limits	Qualifiers
Methyl tert-butyl Ether (MTBE)	mg/Kg	0.02	0.019	97	70-130	
cis-1,2-Dichloroethylene	mg/Kg	0.02	0.019	97	70-130	
Chloroform	mg/Kg	0.02	0.019	95	70-130	
Benzene	mg/Kg	0.02	0.019	94	70-130	
Trichloroethene	mg/Kg	0.02	0.019	93	70-130	
Toluene	mg/Kg	0.02	0.020	101	70-130	
Tetrachloroethylene (PCE)	mg/Kg	0.02	0.022	108	70-130	
Chlorobenzene	mg/Kg	0.02	0.020	100	70-130	
Ethylbenzene	mg/Kg	0.02	0.020	101	70-130	
1,2,4-Trimethylbenzene	mg/Kg	0.02	0.024	121	70-130	
1,3-Dichlorobenzene	mg/Kg	0.02	0.022	109	70-130	
1,2-Dichlorobenzene	mg/Kg	0.02	0.022	108	70-130	
Xylene (Total)	mg/Kg	0.06	0.062	103	70-130	
1,2-Dichloroethane-d4 (S)	%			97	80-120	
Toluene-d8 (S)	%			103	81-117	
Bromofluorobenzene (S)	%			105	74-121	

QC Batch: EXTj/1261 Analysis Method: FL-PRO

QC Batch Method: FL-PRO Prepared: 04/08/2014 10:37

Associated Lab Samples: S1400218010, S1400218030, S1400218031

METHOD BLANK: 1437754

Parameter	Units	Blank Result	Reporting Limit	Qualifiers
SEMIVOLATILES				
TPH	mg/Kg	4.0	4.0	U
o-Terphenyl (S)	%	92	62-109	
Nonatricontane-C39 (S)	%	94	60-118	

LABORATORY CONTROL SAMPLE: 1437755

Parameter	Units	Spike Conc.	LCS Result	LCS % Rec	% Rec Limits	Qualifiers
SEMIVOLATILES						
TPH	mg/Kg	34	33	97	63-153	
o-Terphenyl (S)	%			90	62-109	
Nonatricontane-C39 (S)	%			99	60-118	

CERTIFICATE OF ANALYSIS

This report shall not be reproduced, except in full,
without the written consent of Advanced Environmental Laboratories, Inc..

3004.1.0.0

Advanced Environmental Laboratories, Inc.
2639 N Monroe St Suite D
Tallahassee, FL 32303-4069
Phone: (850) 219-6274
Fax: (850) 219-6275

QUALITY CONTROL DATA

Workorder: S1400218 Bay Tank & Fabricating

QC Batch: DGMj/1414 Analysis Method: SW-846 6010
QC Batch Method: SW-846 3050B Prepared: 04/09/2014 08:35
Associated Lab Samples: S1400218001, S1400218002, S1400218003, S1400218004, S1400218005, S1400218006, S1400218007,

METHOD BLANK: 1438909

Parameter	Units	Blank Result	Reporting Limit	Qualifiers
METALS				
Barium	mg/Kg	0.028	0.028	U
Chromium	mg/Kg	0.059	0.059	U

LABORATORY CONTROL SAMPLE & LCSD: 1438910 1438911

Parameter	Units	Spike Conc.	LCS Result	LCSD Result	LCS % Rec	LCSD % Rec	% Rec Limit	RPD	Max RPD	Qualifiers
METALS										
Barium	mg/Kg	10	10	10	101	101	80-120	0	20	
Chromium	mg/Kg	10	10	10	105	104	80-120	0	20	

QC Batch: DGMj/1415 Analysis Method: SW-846 6010
QC Batch Method: SW-846 3050B Prepared: 04/09/2014 08:30
Associated Lab Samples: S1400218021, S1400218022, S1400218023, S1400218024, S1400218025, S1400218026, S1400218027,

METHOD BLANK: 1438917

Parameter	Units	Blank Result	Reporting Limit	Qualifiers
METALS				
Barium	mg/Kg	0.028	0.028	U
Chromium	mg/Kg	0.059	0.059	U

LABORATORY CONTROL SAMPLE & LCSD: 1438918 1438919

Parameter	Units	Spike Conc.	LCS Result	LCSD Result	LCS % Rec	LCSD % Rec	% Rec Limit	RPD	Max RPD	Qualifiers
METALS										
Barium	mg/Kg	10	10	10	102	102	80-120	0	20	
Chromium	mg/Kg	10	11	11	106	106	80-120	0	20	

CERTIFICATE OF ANALYSIS
This report shall not be reproduced, except in full,
without the written consent of Advanced Environmental Laboratories, Inc..

Advanced Environmental Laboratories, Inc.
2639 N Monroe St Suite D
Tallahassee, FL 32303-4069
Phone: (850) 219-6274
Fax: (850) 219-6275

QUALITY CONTROL DATA

Workorder: S1400218 Bay Tank & Fabricating

QC Batch: EXTj/1266 Analysis Method: SW-846 8270C (SIM)
QC Batch Method: SW-846 3550B Prepared: 04/09/2014 09:00
Associated Lab Samples: S1400218010, S1400218030, S1400218031

METHOD BLANK: 1439084

Parameter	Units	Blank Result	Reporting Limit	Qualifiers
SEMIVOLATILES				
Naphthalene	mg/Kg	0.0040	0.0040	U
2-Methylnaphthalene	mg/Kg	0.0047	0.0047	U
1-Methylnaphthalene	mg/Kg	0.0047	0.0047	U
Acenaphthylene	mg/Kg	0.0045	0.0045	U
Acenaphthene	mg/Kg	0.0048	0.0048	U
Fluorene	mg/Kg	0.0046	0.0046	U
Phenanthrene	mg/Kg	0.0048	0.0048	U
Anthracene	mg/Kg	0.0045	0.0045	U
Fluoranthene	mg/Kg	0.0047	0.0047	U
Pyrene	mg/Kg	0.0056	0.0056	U
Benzo[a]anthracene	mg/Kg	0.0052	0.0052	U
Chrysene	mg/Kg	0.0057	0.0057	U
Benzo[b]fluoranthene	mg/Kg	0.0036	0.0036	U
Benzo[k]fluoranthene	mg/Kg	0.0055	0.0055	U
Benzo[a]pyrene	mg/Kg	0.0035	0.0035	U
Indeno(1,2,3-cd)pyrene	mg/Kg	0.0031	0.0031	U
Dibenzo[a,h]anthracene	mg/Kg	0.0034	0.0034	U
Benzo[g,h,i]perylene	mg/Kg	0.0045	0.0045	U
Nitrobenzene-d5 (S)	%	80	46-118	
2-Fluorobiphenyl (S)	%	85	54-134	
p-Terphenyl-d14 (S)	%	73	60-143	

LABORATORY CONTROL SAMPLE: 1439085

Parameter	Units	Spike Conc.	LCS Result	LCS % Rec	% Rec Limits	Qualifiers
SEMIVOLATILES						
Naphthalene	mg/Kg	0.17	0.12	73	40-105	
2-Methylnaphthalene	mg/Kg	0.17	0.13	79	45-105	
1-Methylnaphthalene	mg/Kg	0.17	0.12	73	45-105	
Acenaphthylene	mg/Kg	0.17	0.11	63	45-105	
Acenaphthene	mg/Kg	0.17	0.11	69	45-110	
Fluorene	mg/Kg	0.17	0.11	65	50-110	
Phenanthrene	mg/Kg	0.17	0.11	68	50-110	

CERTIFICATE OF ANALYSIS
This report shall not be reproduced, except in full,
without the written consent of Advanced Environmental Laboratories, Inc..

Advanced Environmental Laboratories, Inc.
2639 N Monroe St Suite D
Tallahassee, FL 32303-4069
Phone: (850) 219-6274
Fax: (850) 219-6275

QUALITY CONTROL DATA

Workorder: S1400218 Bay Tank & Fabricating

LABORATORY CONTROL SAMPLE: 1439085

Parameter	Units	Spike Conc.	LCS Result	LCS % Rec	% Rec Limits	Qualifiers
Anthracene	mg/Kg	0.17	0.13	76	55-105	
Fluoranthene	mg/Kg	0.17	0.12	71	55-115	
Pyrene	mg/Kg	0.17	0.12	72	45-125	
Benzo[a]anthracene	mg/Kg	0.17	0.10	62	50-110	
Chrysene	mg/Kg	0.17	0.14	83	55-110	
Benzo[b]fluoranthene	mg/Kg	0.17	0.12	73	45-115	
Benzo[k]fluoranthene	mg/Kg	0.17	0.15	91	45-125	
Benzo[a]pyrene	mg/Kg	0.17	0.13	76	50-110	
Indeno(1,2,3-cd)pyrene	mg/Kg	0.17	0.13	78	40-120	
Dibenzo[a,h]anthracene	mg/Kg	0.17	0.12	74	40-125	
Benzo[g,h,i]perylene	mg/Kg	0.17	0.13	78	40-125	
Nitrobenzene-d5 (S)	%			81	46-118	
2-Fluorobiphenyl (S)	%			84	54-134	
p-Terphenyl-d14 (S)	%			73	60-143	

CERTIFICATE OF ANALYSIS

This report shall not be reproduced, except in full,
without the written consent of Advanced Environmental Laboratories, Inc..

3004.1.0.0

Advanced Environmental Laboratories, Inc.
2639 N Monroe St Suite D
Tallahassee, FL 32303-4069
Phone: (850) 219-6274
Fax: (850) 219-6275

QUALITY CONTROL DATA CROSS REFERENCE TABLE

Workorder: S1400218 Bay Tank & Fabricating

Lab ID	Sample ID	Prep Method	Prep Batch	Analysis Method	Analysis Batch
S1400218030	DT-3 0-1'	SW-846 5035	MSVj/1204	SW-846 8260B	MSVj/1205
S1400218031	DT-5 0-1'	SW-846 5035	MSVj/1204	SW-846 8260B	MSVj/1205
S1400218010	BT-25 2.0'-2.5'	FL-PRO	EXTj/1261	FL-PRO	GCSj/1179
S1400218030	DT-3 0-1'	FL-PRO	EXTj/1261	FL-PRO	GCSj/1179
S1400218031	DT-5 0-1'	FL-PRO	EXTj/1261	FL-PRO	GCSj/1179
S1400218001	BT-18 2.5'-3.0'	SW-846 3050B	DGMj/1414	SW-846 6010	ICPj/1246
S1400218002	BT-19 0.5'-1.0'	SW-846 3050B	DGMj/1414	SW-846 6010	ICPj/1246
S1400218003	BT-23 0.5'-1.0'	SW-846 3050B	DGMj/1414	SW-846 6010	ICPj/1246
S1400218004	BT-23 2.0'-2.5'	SW-846 3050B	DGMj/1414	SW-846 6010	ICPj/1246
S1400218005	BT-17 2.0'-2.5'	SW-846 3050B	DGMj/1414	SW-846 6010	ICPj/1246
S1400218006	BT-24 0.5'-1.0'	SW-846 3050B	DGMj/1414	SW-846 6010	ICPj/1246
S1400218007	BT-24 2.0'-2.5'	SW-846 3050B	DGMj/1414	SW-846 6010	ICPj/1246
S1400218008	BT-16 0.5'-1.0'	SW-846 3050B	DGMj/1414	SW-846 6010	ICPj/1246
S1400218009	BT-25 0.5'-1.0'	SW-846 3050B	DGMj/1414	SW-846 6010	ICPj/1246
S1400218010	BT-25 2.0'-2.5'	SW-846 3050B	DGMj/1414	SW-846 6010	ICPj/1246
S1400218011	BT-26 0.5'-1.0'	SW-846 3050B	DGMj/1414	SW-846 6010	ICPj/1246
S1400218012	BT-26 2.0'-2.5'	SW-846 3050B	DGMj/1414	SW-846 6010	ICPj/1246
S1400218013	BT-27 0.5'-1.0'	SW-846 3050B	DGMj/1414	SW-846 6010	ICPj/1246
S1400218014	BT-27 2.0'-2.5'	SW-846 3050B	DGMj/1414	SW-846 6010	ICPj/1246
S1400218015	BT-22 2.0'-2.5'	SW-846 3050B	DGMj/1414	SW-846 6010	ICPj/1246
S1400218016	BT-28 0.5'-1.0'	SW-846 3050B	DGMj/1414	SW-846 6010	ICPj/1246
S1400218017	BT-28 2.0'-2.5'	SW-846 3050B	DGMj/1414	SW-846 6010	ICPj/1246
S1400218018	BT-29 0.5'-1.0'	SW-846 3050B	DGMj/1414	SW-846 6010	ICPj/1246
S1400218019	BT-29 2.0'-2.5'	SW-846 3050B	DGMj/1414	SW-846 6010	ICPj/1246
S1400218020	BT-30 0.5'-1.0'	SW-846 3050B	DGMj/1414	SW-846 6010	ICPj/1246
S1400218021	BT-30 2.0'-2.5'	SW-846 3050B	DGMj/1415	SW-846 6010	ICPj/1245
S1400218022	BT-31 0.5'-1.0'	SW-846 3050B	DGMj/1415	SW-846 6010	ICPj/1245
S1400218023	BT-31 2.0'-2.5'	SW-846 3050B	DGMj/1415	SW-846 6010	ICPj/1245
S1400218024	BT-32 0.5'-1.0'	SW-846 3050B	DGMj/1415	SW-846 6010	ICPj/1245
S1400218025	BT-1 0.5'-1.0'	SW-846 3050B	DGMj/1415	SW-846 6010	ICPj/1245
S1400218026	BT-1 1.5'-2.0'	SW-846 3050B	DGMj/1415	SW-846 6010	ICPj/1245

CERTIFICATE OF ANALYSIS

This report shall not be reproduced, except in full,
without the written consent of Advanced Environmental Laboratories, Inc..

3004.1.0.0

Advanced Environmental Laboratories, Inc.
2639 N Monroe St Suite D
Tallahassee, FL 32303-4069
Phone: (850) 219-6274
Fax: (850) 219-6275

QUALITY CONTROL DATA CROSS REFERENCE TABLE

Workorder: S1400218 Bay Tank & Fabricating

Lab ID	Sample ID	Prep Method	Prep Batch	Analysis Method	Analysis Batch
S1400218027	BT-2 0.5'-1.0'	SW-846 3050B	DGMj/1415	SW-846 6010	ICPj/1245
S1400218028	BT-2 1.0'-1.5'	SW-846 3050B	DGMj/1415	SW-846 6010	ICPj/1245
S1400218010	BT-25 2.0'-2.5'	SW-846 3550B	EXTj/1266	SW-846 8270C (SIM)	MSSj/1120
S1400218030	DT-3 0-1'	SW-846 3550B	EXTj/1266	SW-846 8270C (SIM)	MSSj/1120
S1400218031	DT-5 0-1'	SW-846 3550B	EXTj/1266	SW-846 8270C (SIM)	MSSj/1120

CERTIFICATE OF ANALYSIS

This report shall not be reproduced, except in full,
without the written consent of Advanced Environmental Laboratories, Inc..

3004.1.0.0

Advanced Environmental Laboratories, Inc.

☐ **Altamonte Springs:** 528 S. Northlake Blvd., Ste. 1016
☐ **Gainesville:** 6815 SW Archer Road • Gainesville, FL 326
☐ **Jacksonville:** 6681 Southpoint Pkwy. • Jacksonville, FL
☐ **Miramar:** 10200 USA Today Way, Miramar, FL 33025 • 95
☐ **Tallahassee:** 1288 Cedar Center Drive, Tallahassee, FL
☐ **Tampa:** 9610 Princess Palm Ave. • Tampa, FL 33619 • 813.6

S1400218

.1597

Client Name: Southern Earth Sciences	Project Name: Bay Tank & Fabricating
Address: 7500 McElvey Road, Suite A	P.O. Number or Project Number:
Panama City Beach, FL 32408	Project Location: Panama City, FL
Phone: 850-769-4773	REMARKS/SPECIAL INSTRUCTIONS:
FAX: 850-872-9967	
Contact: Trey Wilson	
Sampled By: Trey Wilson	
Turnaround Time: ☑ STANDARD ☐ RUSH	
Page 1 of 4	

SAMPLE ID	SAMPLE DESCRIPTION	Grab Comp	SAMPLING DATE	SAMPLING TIME	MATRIX	NO. COUNT	PRESERVATION	Ba & Cr (None)	TPHCWG (None)	BTEXM (None)	PAH/TRPH (None)							LABORATORY I.D. NUMBER
1	BT-18 2.5'-3.0'	G	4/3/14	0950	S	1		1										
2	BT-19 0.5'-1.0'	G		0952	S	1		1										
3	BT-23 0.5'-1.0'	G		1000	S	1		1										
4	BT-23 2.0'-2.5'	G		1003	S	1		1										
5	BT-17 2.0'-2.5'	G		1025	S	1		1										
6	BT-24 0.5'-1.0'	G		1030	S	1		1										
7	BT-24 2.0'-2.5'	G		1033	S	1		1										
8	BT-16 0.5'-1.0'	G		1040	S	1		1										

Received on Ice ☑ Yes ☐ No ☑ Temp taken from sample ☐ Temp from blank ☐ Where required, pH checked Temperature when received 3.5/4.0 (in degrees celcius)

Form revised 06/15/2010

Device used for measuring Temp by unique identifier (circle IR temp gun used) J: 9A G: LT-1 LT-2 T: 10A A: 3A M: 1A

	Relinquished by	Date	Time	Received by:	Date	Time
1				[illegible]	4/4/14	17:00
2						
3						
4						

FOR DRINKING WATER USE (When PWS Information not otherwise supplied)

PWS ID:

Contact Person: Phone:

Supplier of Water:

Site-Address:

Advanced Environmental Laboratories, Inc.

☐ **Altamonte Springs:** 528 S. Northlake Blvd., Ste. 1016 • Altamonte Springs, FL 32701 • 407.937.1594 • Fax 407.937.1597
☐ **Gainesville:** 6815 SW Archer Road • Gainesville, FL 32608 • 352.377.2349 • Fax 352.395.6639
☐ **Jacksonville:** 6681 Southpoint Pkwy. • Jacksonville, FL 32216 • 904.363.9350 • Fax 904.363.9354
☐ **Miramar:** 10200 USA Today Way, Miramar, FL 33025 • 954.889.2288 • Fax 954.889.2281
☐ **Tallahassee:** 1288 Cedar Center Drive, Tallahassee, FL 32301 • 850.219.6274 • Fax 850.219.6275
☐ **Tampa:** 9610 Princess Palm Ave. • Tampa, FL 33619 • 813.630.9616 • Fax 813.630.4327

Client Name: Southern Earth Sciences
Address: 7500 McElvey Road, Suite A
Panama City Beach, FL 32408
Phone: 850-769-4773
FAX: 850-872-9967
Contact: Trey Wilson
Sampled By: Trey Wilson
Turnaround Time: ☑ STANDARD ☐ RUSH
Page 2 of 4

Project Name: Bay Tank & Fabricating
P.O. Number or Project Number:
Project Location: Panama City, FL
REMARKS/SPECIAL INSTRUCTIONS:

SAMPLE ID	SAMPLE DESCRIPTION	Grab Comp	SAMPLING DATE	SAMPLING TIME	MATRIX	NO. COUNT	PRESERVATION	Ba & Cr (None)	TPHCWG (None)	BTEXM (None)	PAH/TRPH (None)						
9	BT-25 0.5'-1.0'	G	4/3/14	1048	G	1		1									
10	BT-25 2.0'-2.5'	G		1052	G	1		1			1						
11	BT-26 0.5'-1.0'	G		1208	G	1		1									
12	BT-26 2.0'-2.5'	G		1212	G	1		1									
13	BT-27 0.5'-1.0'	G		1215	G	1		1									
14	BT-27 2.0'-2.5'	G		1218	G	1		1									
15	BT-22 2.0'-2.5'	G		1221	G	1		1									
16	BT-28 0.5'-1.0'	G		1225	G	1		1									

Received on Ice ☐ Yes ☐ No ☐ Temp taken from sample ☐ Temp from blank ☐ Where required, pH checked Temperature when received 3.5/4.0 (in degrees celcius)

Form revised 06/15/2010

Device used for measuring Temp by unique identifier (circle IR temp gun used) J: 9A G: LT-1 LT-2 T: 10A A: 3A M: 1A

	Relinquished by	Date	Time	Received by:	Date	Time
1					4/4/14	17:00
2						
3						
4						

FOR DRINKING WATER USE (When PWS Information not otherwise supplied)

PWS ID:
Contact Person: Phone:
Supplier of Water:
Site-Address:

Advanced Environmental Laboratories, Inc.

☐ **Altamonte Springs:** 528 S. Northlake Blvd., Ste. 1016 • Altamonte Springs, FL 32701 • 407.937.1594 • Fax 407.937.1597
☐ **Gainesville:** 6815 SW Archer Road • Gainesville, FL 32608 • 352.377.2349 • Fax 352.395.6639
☐ **Jacksonville:** 6681 Southpoint Pkwy. • Jacksonville, FL 32216 • 904.363.9350 • Fax 904.363.9354
☐ **Miramar:** 10200 USA Today Way, Miramar, FL 33025 • 954.889.2288 • Fax 954.889.2281
☐ **Tallahassee:** 1288 Cedar Center Drive, Tallahassee, FL 32301 • 850.219.6274 • Fax 850.219.6275
☐ **Tampa:** 9610 Princess Palm Ave. • Tampa, FL 33619 • 813.630.9616 • Fax 813.630.4327

Client Name: Southern Earth Sciences
Address: 7500 McElvey Road, Suite A
Panama City Beach, FL 32408
Phone: 850-769-4773
FAX: 850-872-9967
Contact: Trey Wilson
Sampled By: Trey Wilson
Turnaround Time: ☑ STANDARD ☐ RUSH
Page 3 of 4

Project Name: Bay Tank & Fabricating
P.O. Number or Project Number:
Project Location: Panama City, FL
REMARKS/SPECIAL INSTRUCTIONS:

SAMPLE ID	SAMPLE DESCRIPTION	Grab Comp	SAMPLING DATE	SAMPLING TIME	MATRIX	NO. COUNT	PRESERVATION	Ba & Cr (None)	TPHCWG (None)	BTEXM (None)	PAH/TRPH (None)							LABORATORY I.D. NUMBER
							BOTTLE SIZE & TYPE											
17	BT-28 2.0'-2.5'	G	4/3/14	1228	S	1		1										
18	BT-29 0.5'-1.0'	G		1231	S	1		1										
19	BT-29 2.0'-2.5'	G		1234	S	1		1										
20	BT-30 0.5'-1.0'	G		1240	S	1		1										
21	BT-30 2.0'-2.5'	G		1242	S	1		1										
22	BT-31 0.5'-1.0'	G		1245	S	1		1										
23	BT-31 2.0'-2.5'	G		1248	S	1		1										
24	BT-32 0.5'-1.0'	G		1250	S	1		1										

Received on Ice ☑ Yes ☐ No ☑ Temp taken from sample ☐ Temp from blank ☐ Where required, pH checked Temperature when received 3.5/4.2 (in degrees celcius)

Form revised 06/15/2010

Device used for measuring Temp by unique identifier (circle IR temp gun used) J: 9A G: LT-1 LT-2 T: 10A A: 3A M: 1A

	Relinquished by	Date	Time	Received by:	Date	Time
1					4/4/14	17:00
2						
3						
4						

FOR DRINKING WATER USE (When PWS Information not otherwise supplied)

PWS ID:
Contact Person: Phone:
Supplier of Water:
Site-Address:

Advanced Environmental Laboratories, Inc.

☐ **Altamonte Springs:** 528 S. Northlake Blvd., Ste. 1016 • Altamonte Springs, FL 32701 • 407.937.1594 • Fax 407.937.1597
☐ **Gainesville:** 6815 SW Archer Road • Gainesville, FL 32608 • 352.377.2349 • Fax 352.395.6639
☐ **Jacksonville:** 6681 Southpoint Pkwy. • Jacksonville, FL 32216 • 904.363.9350 • Fax 904.363.9354
☐ **Miramar:** 10200 USA Today Way, Miramar, FL 33025 • 954.889.2288 • Fax 954.889.2281
☐ **Tallahassee:** 1288 Cedar Center Drive, Tallahassee, FL 32301 • 850.219.6274 • Fax 850.219.6275
☐ **Tampa:** 9610 Princess Palm Ave. • Tampa, FL 33619 • 813.630.9616 • Fax 813.630.4327

Client Name: Southern Earth Sciences
Address: 7500 McElvey Road, Suite A
Panama City Beach, FL 32408
Phone: 850-769-4773
FAX: 850-872-9967
Contact: Trey Wilson
Sampled By: Trey Wilson
Turnaround Time: ☑ STANDARD ☐ RUSH
Page 4 of 4

Project Name: Bay Tank & Fabricating
P.O. Number or Project Number:
Project Location: Panama City, FL
REMARKS/SPECIAL INSTRUCTIONS:

SAMPLE ID	SAMPLE DESCRIPTION	Grab Comp	SAMPLING DATE	SAMPLING TIME	MATRIX	NO. COUNT	BOTTLE SIZE & TYPE / PRESERVATION	Ba & Cr None	TPHCWG None	BTEXM None	PAH/TRPH None							LABORATORY I.D. NUMBER
25	BT-1 0.5'-1.0'	G	4/3/14	1305	S	1		1										
26	BT-1 1.5'-2.0'	G		1308	S	1		1										
27	BT-2 0.5-1.0'	G		1311	S	1		1										
28	BT-2 1.0'-1.5'	G		1313	S	1		1										
29	BT-8 1'-2'	G		1315	S	1		1	1									
30	DT-3 0-1'	G		1415	S	1		1		1	1							
31	DT-5 0-1'	G		1425	S	1		1		1	1							

Received on Ice ☐ Yes ☐ No ☑ Temp taken from sample ☐ Temp from blank ☐ Where required, pH checked Temperature when received 3.5/4.0 (in degrees celcius)

Form revised 06/15/2010

Device used for measuring Temp by unique identifier (circle IR temp gun used) J: 9A G: LT-1 LT-2 T: 10A A: 3A M: 1A

	Relinquished by	Date	Time	Received by:	Date	Time
1	[signature]	4/3/14	1445	[signature]	4/9/14	17:00
2						
3						
4						

FOR DRINKING WATER USE (When PWS Information not otherwise supplied)

PWS ID:
Contact Person: Phone:
Supplier of Water:
Site-Address:

Advanced Environmental Laboratories, Inc.
2639 N Monroe St Suite D
Tallahassee, FL 32303-4069
Phone: (850) 219-6274
Fax: (850) 219-6275

May 12, 2014

Trey Wilson
7500 McElvey Road, Suite A
Panama City Beach
Panama City, FL 32408

RE: Workorder: S1400293 Bay Tank & Fabricating

Dear Trey Wilson:

Enclosed are the analytical results for sample(s) received by the laboratory on Tuesday, May 06, 2014. Results reported herein conform to the most current NELAC standards, where applicable, unless otherwise narrated in the body of the report. The analytical results for the samples contained in this report were submitted for analysis as outlined by the Chain of Custody and results pertain only to these samples.

If you have any questions concerning this report, please feel free to contact me.

Sincerely,

Tim Preston
TPreston@AELLab.com

Enclosures

CERTIFICATE OF ANALYSIS

This report shall not be reproduced, except in full,
without the written consent of Advanced Environmental Laboratories, Inc..

Advanced Environmental Laboratories, Inc.
2639 N Monroe St Suite D
Tallahassee, FL 32303-4069
Phone: (850) 219-6274
Fax: (850) 219-6275

SAMPLE SUMMARY

Workorder: S1400293 Bay Tank & Fabricating

Lab ID	Sample ID	Matrix	Date Collected	Date Received
S1400293001	BT-35 0.5-1.0	Soil	5/5/2014 09:00	5/6/2014 11:30
S1400293002	BT-34 0.5-1.0	Soil	5/5/2014 09:03	5/6/2014 11:30
S1400293003	BT-33 0.5-1.0	Soil	5/5/2014 09:09	5/6/2014 11:30
S1400293004	BT-36 0.5-1.0	Soil	5/5/2014 09:15	5/6/2014 11:30
S1400293005	BT-36 1.5-2.0	Soil	5/5/2014 09:23	5/6/2014 11:30
S1400293006	BT-37 0.5-1.0	Soil	5/5/2014 09:28	5/6/2014 11:30
S1400293007	BT-37 1.5-2.0	Soil	5/5/2014 09:32	5/6/2014 11:30
S1400293008	BT-38 0.5-1.0	Soil	5/5/2014 09:40	5/6/2014 11:30
S1400293009	BT-38 1.5-2.0	Soil	5/5/2014 09:44	5/6/2014 11:30
S1400293010	BT-39 0.5-1.0	Soil	5/5/2014 09:48	5/6/2014 11:30
S1400293011	BT-39 1.5-2.0	Soil	5/5/2014 09:53	5/6/2014 11:30
S1400293012	BT-40 0.5-1.0	Soil	5/5/2014 09:59	5/6/2014 11:30
S1400293013	BT-40 1.5-2.0	Soil	5/5/2014 10:03	5/6/2014 11:30
S1400293014	BT-41 0.5-1.0	Soil	5/5/2014 10:10	5/6/2014 11:30
S1400293015	BT-41 1.5-2.0	Soil	5/5/2014 10:14	5/6/2014 11:30

CERTIFICATE OF ANALYSIS

This report shall not be reproduced, except in full,
without the written consent of Advanced Environmental Laboratories, Inc..

3004.1.0.0

Advanced Environmental Laboratories, Inc.
2639 N Monroe St Suite D
Tallahassee, FL 32303-4069
Phone: (850) 219-6274
Fax: (850) 219-6275

ANALYTICAL RESULTS

Workorder: S1400293 Bay Tank & Fabricating

Lab ID: **S1400293001** Date Received: 05/06/14 11:30 Matrix: Soil
Sample ID: **BT-35 0.5-1.0** Date Collected: 05/05/14 09:00
Results for sample S1400293001 are reported on a dry weight basis.
Sample Description: Location:

Parameters	Results	Qual	Units	DF	Adjusted PQL	Adjusted MDL	Analyzed	Lab
METALS								
Analysis Desc: SW846 6010B Analysis,Soils	Preparation Method: SW-846 3050B Analytical Method: SW-846 6010							
Chromium	**72**		**mg/Kg**	**1**	0.11	0.063	5/9/2014 22:04	J

Lab ID: **S1400293002** Date Received: 05/06/14 11:30 Matrix: Soil
Sample ID: **BT-34 0.5-1.0** Date Collected: 05/05/14 09:03
Results for sample S1400293002 are reported on a dry weight basis.
Sample Description: Location:

Parameters	Results	Qual	Units	DF	Adjusted PQL	Adjusted MDL	Analyzed	Lab
METALS								
Analysis Desc: SW846 6010B Analysis,Soils	Preparation Method: SW-846 3050B Analytical Method: SW-846 6010							
Chromium	**22**		**mg/Kg**	**1**	0.11	0.065	5/9/2014 22:24	J

Lab ID: **S1400293003** Date Received: 05/06/14 11:30 Matrix: Soil
Sample ID: **BT-33 0.5-1.0** Date Collected: 05/05/14 09:09
Results for sample S1400293003 are reported on a dry weight basis.
Sample Description: Location:

Parameters	Results	Qual	Units	DF	Adjusted PQL	Adjusted MDL	Analyzed	Lab
METALS								
Analysis Desc: SW846 6010B Analysis,Soils	Preparation Method: SW-846 3050B Analytical Method: SW-846 6010							
Chromium	**58**		**mg/Kg**	**1**	0.11	0.063	5/9/2014 22:47	J

CERTIFICATE OF ANALYSIS

This report shall not be reproduced, except in full,
without the written consent of Advanced Environmental Laboratories, Inc..

Advanced Environmental Laboratories, Inc.
2639 N Monroe St Suite D
Tallahassee, FL 32303-4069
Phone: (850) 219-6274
Fax: (850) 219-6275

ANALYTICAL RESULTS

Workorder: S1400293 Bay Tank & Fabricating

Lab ID: **S1400293004** Date Received: 05/06/14 11:30 Matrix: Soil
Sample ID: **BT-36 0.5-1.0** Date Collected: 05/05/14 09:15
Results for sample S1400293004 are reported on a dry weight basis.
Sample Description: Location:

Parameters	Results	Qual	Units	DF	Adjusted PQL	Adjusted MDL	Analyzed	Lab
METALS								
Analysis Desc: SW846 6010B Analysis,Soils	Preparation Method: SW-846 3050B Analytical Method: SW-846 6010							
Chromium	**39**		**mg/Kg**	**1**	0.11	0.065	5/9/2014 22:51	J

Lab ID: **S1400293005** Date Received: 05/06/14 11:30 Matrix: Soil
Sample ID: **BT-36 1.5-2.0** Date Collected: 05/05/14 09:23
Results for sample S1400293005 are reported on a dry weight basis.
Sample Description: Location:

Parameters	Results	Qual	Units	DF	Adjusted PQL	Adjusted MDL	Analyzed	Lab
METALS								
Analysis Desc: SW846 6010B Analysis,Soils	Preparation Method: SW-846 3050B Analytical Method: SW-846 6010							
Chromium	**8.8**		**mg/Kg**	**1**	0.11	0.067	5/9/2014 22:55	J

Lab ID: **S1400293006** Date Received: 05/06/14 11:30 Matrix: Soil
Sample ID: **BT-37 0.5-1.0** Date Collected: 05/05/14 09:28
Results for sample S1400293006 are reported on a dry weight basis.
Sample Description: Location:

Parameters	Results	Qual	Units	DF	Adjusted PQL	Adjusted MDL	Analyzed	Lab
METALS								
Analysis Desc: SW846 6010B Analysis,Soils	Preparation Method: SW-846 3050B Analytical Method: SW-846 6010							
Chromium	**100**		**mg/Kg**	**1**	0.11	0.064	5/9/2014 23:00	J

CERTIFICATE OF ANALYSIS

This report shall not be reproduced, except in full,
without the written consent of Advanced Environmental Laboratories, Inc..

Advanced Environmental Laboratories, Inc.
2639 N Monroe St Suite D
Tallahassee, FL 32303-4069
Phone: (850) 219-6274
Fax: (850) 219-6275

ANALYTICAL RESULTS

Workorder: S1400293 Bay Tank & Fabricating

Lab ID: **S1400293007** Date Received: 05/06/14 11:30 Matrix: Soil
Sample ID: **BT-37 1.5-2.0** Date Collected: 05/05/14 09:32
Results for sample S1400293007 are reported on a dry weight basis.
Sample Description: Location:

Parameters	Results	Qual	Units	DF	Adjusted PQL	Adjusted MDL	Analyzed	Lab
METALS								
Analysis Desc: SW846 6010B Analysis,Soils	Preparation Method: SW-846 3050B Analytical Method: SW-846 6010							
Chromium	**6.3**		**mg/Kg**	**1**	0.11	0.063	5/9/2014 23:05	J

Lab ID: **S1400293008** Date Received: 05/06/14 11:30 Matrix: Soil
Sample ID: **BT-38 0.5-1.0** Date Collected: 05/05/14 09:40
Results for sample S1400293008 are reported on a dry weight basis.
Sample Description: Location:

Parameters	Results	Qual	Units	DF	Adjusted PQL	Adjusted MDL	Analyzed	Lab
METALS								
Analysis Desc: SW846 6010B Analysis,Soils	Preparation Method: SW-846 3050B Analytical Method: SW-846 6010							
Chromium	**42**		**mg/Kg**	**1**	0.11	0.066	5/9/2014 23:09	J

Lab ID: **S1400293009** Date Received: 05/06/14 11:30 Matrix: Soil
Sample ID: **BT-38 1.5-2.0** Date Collected: 05/05/14 09:44
Results for sample S1400293009 are reported on a dry weight basis.
Sample Description: Location:

Parameters	Results	Qual	Units	DF	Adjusted PQL	Adjusted MDL	Analyzed	Lab
METALS								
Analysis Desc: SW846 6010B Analysis,Soils	Preparation Method: SW-846 3050B Analytical Method: SW-846 6010							
Chromium	**1.7**		**mg/Kg**	**1**	0.11	0.066	5/9/2014 23:13	J

CERTIFICATE OF ANALYSIS

This report shall not be reproduced, except in full,
without the written consent of Advanced Environmental Laboratories, Inc..

Advanced Environmental Laboratories, Inc.
2639 N Monroe St Suite D
Tallahassee, FL 32303-4069
Phone: (850) 219-6274
Fax: (850) 219-6275

ANALYTICAL RESULTS

Workorder: S1400293 Bay Tank & Fabricating

Lab ID: **S1400293010** Date Received: 05/06/14 11:30 Matrix: Soil

Sample ID: **BT-39 0.5-1.0** Date Collected: 05/05/14 09:48

Results for sample S1400293010 are reported on a dry weight basis.

Sample Description: Location:

Parameters	Results	Qual	Units	DF	Adjusted PQL	Adjusted MDL	Analyzed	Lab
METALS								
Analysis Desc: SW846 6010B Analysis,Soils	Preparation Method: SW-846 3050B Analytical Method: SW-846 6010							
Chromium	**6.0**		**mg/Kg**	**1**	0.11	0.064	5/9/2014 23:18	J

Lab ID: **S1400293011** Date Received: 05/06/14 11:30 Matrix: Soil

Sample ID: **BT-39 1.5-2.0** Date Collected: 05/05/14 09:53

Results for sample S1400293011 are reported on a dry weight basis.

Sample Description: Location:

Parameters	Results	Qual	Units	DF	Adjusted PQL	Adjusted MDL	Analyzed	Lab
METALS								
Analysis Desc: SW846 6010B Analysis,Soils	Preparation Method: SW-846 3050B Analytical Method: SW-846 6010							
Chromium	**5.4**		**mg/Kg**	**1**	0.11	0.065	5/9/2014 23:22	J
SEMIVOLATILES								
Analysis Desc: Flo-Pro Analysis, Soil	Preparation Method: FL-PRO Analytical Method: FL-PRO							
TPH	**5.5**	**I**	**mg/Kg**	**1**	19	4.4	5/8/2014 16:47	J
o-Terphenyl (S)	**87**		**%**	**1**	62-109		5/8/2014 16:47	
Nonatricontane-C39 (S)	**113**		**%**	**1**	60-118		5/8/2014 16:47	
Analysis Desc: 8270C-SIM Analysis, Soil	Preparation Method: SW-846 3550B Analytical Method: SW-846 8270C (SIM)							
1-Methylnaphthalene	**0.0063**	**U**	**mg/Kg**	**1**	0.0088	0.0063	5/9/2014 11:07	J
2-Methylnaphthalene	**0.0062**	**U**	**mg/Kg**	**1**	0.0088	0.0062	5/9/2014 11:07	J
Acenaphthene	**0.0064**	**U**	**mg/Kg**	**1**	0.0088	0.0064	5/9/2014 11:07	J
Acenaphthylene	**0.0060**	**U**	**mg/Kg**	**1**	0.0088	0.0060	5/9/2014 11:07	J
Anthracene	**0.0060**	**U**	**mg/Kg**	**1**	0.0088	0.0060	5/9/2014 11:07	J
Benzo[a]anthracene	**0.0069**	**U**	**mg/Kg**	**1**	0.0088	0.0069	5/9/2014 11:07	J
Benzo[a]pyrene	**0.0046**	**U**	**mg/Kg**	**1**	0.0088	0.0046	5/9/2014 11:07	J
Benzo[b]fluoranthene	**0.0048**	**U**	**mg/Kg**	**1**	0.0088	0.0048	5/9/2014 11:07	J
Benzo[g,h,i]perylene	**0.0060**	**U**	**mg/Kg**	**1**	0.0088	0.0060	5/9/2014 11:07	J
Benzo[k]fluoranthene	**0.0074**	**U**	**mg/Kg**	**1**	0.0088	0.0074	5/9/2014 11:07	J

CERTIFICATE OF ANALYSIS

This report shall not be reproduced, except in full,
without the written consent of Advanced Environmental Laboratories, Inc..

3004.1.0.0

Advanced Environmental Laboratories, Inc.
2639 N Monroe St Suite D
Tallahassee, FL 32303-4069
Phone: (850) 219-6274
Fax: (850) 219-6275

ANALYTICAL RESULTS

Workorder: S1400293 Bay Tank & Fabricating

Lab ID: **S1400293011** Date Received: 05/06/14 11:30 Matrix: Soil

Sample ID: **BT-39 1.5-2.0** Date Collected: 05/05/14 09:53

Results for sample S1400293011 are reported on a dry weight basis.

Sample Description: Location:

Parameters	Results	Qual	Units	DF	Adjusted PQL	Adjusted MDL	Analyzed	Lab
Chrysene	**0.0076**	**U**	**mg/Kg**	**1**	0.0088	0.0076	5/9/2014 11:07	J
Dibenzo[a,h]anthracene	**0.0045**	**U**	**mg/Kg**	**1**	0.0088	0.0045	5/9/2014 11:07	J
Fluoranthene	**0.0062**	**U**	**mg/Kg**	**1**	0.0088	0.0062	5/9/2014 11:07	J
Fluorene	**0.0061**	**U**	**mg/Kg**	**1**	0.0088	0.0061	5/9/2014 11:07	J
Indeno(1,2,3-cd)pyrene	**0.0041**	**U**	**mg/Kg**	**1**	0.0088	0.0041	5/9/2014 11:07	J
Naphthalene	**0.0053**	**U**	**mg/Kg**	**1**	0.0088	0.0053	5/9/2014 11:07	J
Phenanthrene	**0.0065**	**U**	**mg/Kg**	**1**	0.0088	0.0065	5/9/2014 11:07	J
Pyrene	**0.0075**	**U**	**mg/Kg**	**1**	0.0088	0.0075	5/9/2014 11:07	J
Nitrobenzene-d5 (S)	**88**		**%**	**1**	46-118		5/9/2014 11:07	
2-Fluorobiphenyl (S)	**83**		**%**	**1**	54-134		5/9/2014 11:07	
p-Terphenyl-d14 (S)	**96**		**%**	**1**	60-143		5/9/2014 11:07	

Lab ID: **S1400293012** Date Received: 05/06/14 11:30 Matrix: Soil

Sample ID: **BT-40 0.5-1.0** Date Collected: 05/05/14 09:59

Results for sample S1400293012 are reported on a dry weight basis.

Sample Description: Location:

Parameters	Results	Qual	Units	DF	Adjusted PQL	Adjusted MDL	Analyzed	Lab
METALS								
Analysis Desc: SW846 6010B Analysis,Soils	Preparation Method: SW-846 3050B Analytical Method: SW-846 6010							
Chromium	**13**		**mg/Kg**	**1**	0.11	0.067	5/9/2014 23:27	J

Lab ID: **S1400293013** Date Received: 05/06/14 11:30 Matrix: Soil

Sample ID: **BT-40 1.5-2.0** Date Collected: 05/05/14 10:03

Results for sample S1400293013 are reported on a dry weight basis.

Sample Description: Location:

Parameters	Results	Qual	Units	DF	Adjusted PQL	Adjusted MDL	Analyzed	Lab
METALS								
Analysis Desc: SW846 6010B Analysis,Soils	Preparation Method: SW-846 3050B Analytical Method: SW-846 6010							
Chromium	**1.4**		**mg/Kg**	**1**	0.13	0.076	5/9/2014 23:54	J

CERTIFICATE OF ANALYSIS

This report shall not be reproduced, except in full,
without the written consent of Advanced Environmental Laboratories, Inc..

Advanced Environmental Laboratories, Inc.
2639 N Monroe St Suite D
Tallahassee, FL 32303-4069
Phone: (850) 219-6274
Fax: (850) 219-6275

ANALYTICAL RESULTS

Workorder: S1400293 Bay Tank & Fabricating

Lab ID: **S1400293013** Date Received: 05/06/14 11:30 Matrix: Soil

Sample ID: **BT-40 1.5-2.0** Date Collected: 05/05/14 10:03

Results for sample S1400293013 are reported on a dry weight basis.

Sample Description: Location:

Parameters	Results	Qual	Units	DF	Adjusted PQL	Adjusted MDL	Analyzed	Lab
SEMIVOLATILES								
Analysis Desc: Flo-Pro Analysis, Soil	Preparation Method: FL-PRO Analytical Method: FL-PRO							
TPH	**22**	**I**	**mg/Kg**	**1**	22	5.2	5/8/2014 17:16	J
o-Terphenyl (S)	**89**		**%**	**1**	62-109		5/8/2014 17:16	
Nonatricontane-C39 (S)	**111**		**%**	**1**	60-118		5/8/2014 17:16	
Analysis Desc: 8270C-SIM Analysis, Soil	Preparation Method: SW-846 3550B Analytical Method: SW-846 8270C (SIM)							
1-Methylnaphthalene	**0.0073**	**U**	**mg/Kg**	**1**	0.010	0.0073	5/9/2014 11:36	J
2-Methylnaphthalene	**0.0073**	**U**	**mg/Kg**	**1**	0.010	0.0073	5/9/2014 11:36	J
Acenaphthene	**0.0075**	**U**	**mg/Kg**	**1**	0.010	0.0075	5/9/2014 11:36	J
Acenaphthylene	**0.0071**	**U**	**mg/Kg**	**1**	0.010	0.0071	5/9/2014 11:36	J
Anthracene	**0.0071**	**U**	**mg/Kg**	**1**	0.010	0.0071	5/9/2014 11:36	J
Benzo[a]anthracene	**0.0081**	**U**	**mg/Kg**	**1**	0.010	0.0081	5/9/2014 11:36	J
Benzo[a]pyrene	**0.0054**	**U**	**mg/Kg**	**1**	0.010	0.0054	5/9/2014 11:36	J
Benzo[b]fluoranthene	**0.0056**	**U**	**mg/Kg**	**1**	0.010	0.0056	5/9/2014 11:36	J
Benzo[g,h,i]perylene	**0.0070**	**U**	**mg/Kg**	**1**	0.010	0.0070	5/9/2014 11:36	J
Benzo[k]fluoranthene	**0.0087**	**U**	**mg/Kg**	**1**	0.010	0.0087	5/9/2014 11:36	J
Chrysene	**0.0089**	**U**	**mg/Kg**	**1**	0.010	0.0089	5/9/2014 11:36	J
Dibenzo[a,h]anthracene	**0.0053**	**U**	**mg/Kg**	**1**	0.010	0.0053	5/9/2014 11:36	J
Fluoranthene	**0.0073**	**U**	**mg/Kg**	**1**	0.010	0.0073	5/9/2014 11:36	J
Fluorene	**0.0072**	**U**	**mg/Kg**	**1**	0.010	0.0072	5/9/2014 11:36	J
Indeno(1,2,3-cd)pyrene	**0.0049**	**U**	**mg/Kg**	**1**	0.010	0.0049	5/9/2014 11:36	J
Naphthalene	**0.0063**	**U**	**mg/Kg**	**1**	0.010	0.0063	5/9/2014 11:36	J
Phenanthrene	**0.0076**	**U**	**mg/Kg**	**1**	0.010	0.0076	5/9/2014 11:36	J
Pyrene	**0.0088**	**U**	**mg/Kg**	**1**	0.010	0.0088	5/9/2014 11:36	J
Nitrobenzene-d5 (S)	**84**		**%**	**1**	46-118		5/9/2014 11:36	
2-Fluorobiphenyl (S)	**82**		**%**	**1**	54-134		5/9/2014 11:36	
p-Terphenyl-d14 (S)	**92**		**%**	**1**	60-143		5/9/2014 11:36	

CERTIFICATE OF ANALYSIS

This report shall not be reproduced, except in full,
without the written consent of Advanced Environmental Laboratories, Inc..

Advanced Environmental Laboratories, Inc.
2639 N Monroe St Suite D
Tallahassee, FL 32303-4069
Phone: (850) 219-6274
Fax: (850) 219-6275

ANALYTICAL RESULTS

Workorder: S1400293 Bay Tank & Fabricating

Lab ID: **S1400293014** Date Received: 05/06/14 11:30 Matrix: Soil
Sample ID: **BT-41 0.5-1.0** Date Collected: 05/05/14 10:10
Results for sample S1400293014 are reported on a dry weight basis.
Sample Description: Location:

Parameters	Results	Qual	Units	DF	Adjusted PQL	Adjusted MDL	Analyzed	Lab
METALS								
Analysis Desc: SW846 6010B Analysis,Soils	Preparation Method: SW-846 3050B Analytical Method: SW-846 6010							
Chromium	**17**		**mg/Kg**	**1**	0.11	0.066	5/9/2014 23:59	J

Lab ID: **S1400293015** Date Received: 05/06/14 11:30 Matrix: Soil
Sample ID: **BT-41 1.5-2.0** Date Collected: 05/05/14 10:14
Results for sample S1400293015 are reported on a dry weight basis.
Sample Description: Location:

Parameters	Results	Qual	Units	DF	Adjusted PQL	Adjusted MDL	Analyzed	Lab
METALS								
Analysis Desc: SW846 6010B Analysis,Soils	Preparation Method: SW-846 3050B Analytical Method: SW-846 6010							
Chromium	**6.5**		**mg/Kg**	**1**	0.11	0.063	5/10/2014 00:03	J
SEMIVOLATILES								
Analysis Desc: Flo-Pro Analysis, Soil	Preparation Method: FL-PRO Analytical Method: FL-PRO							
TPH	**12**	**I**	**mg/Kg**	**1**	18	4.3	5/8/2014 17:44	J
o-Terphenyl (S)	**84**		**%**	**1**	62-109		5/8/2014 17:44	
Nonatricontane-C39 (S)	**107**		**%**	**1**	60-118		5/8/2014 17:44	
Analysis Desc: 8270C-SIM Analysis, Soil	Preparation Method: SW-846 3550B Analytical Method: SW-846 8270C (SIM)							
1-Methylnaphthalene	**0.0061**	**U**	**mg/Kg**	**1**	0.0086	0.0061	5/9/2014 12:05	J
2-Methylnaphthalene	**0.0060**	**U**	**mg/Kg**	**1**	0.0086	0.0060	5/9/2014 12:05	J
Acenaphthene	**0.0062**	**U**	**mg/Kg**	**1**	0.0086	0.0062	5/9/2014 12:05	J
Acenaphthylene	**0.0059**	**U**	**mg/Kg**	**1**	0.0086	0.0059	5/9/2014 12:05	J
Anthracene	**0.0059**	**U**	**mg/Kg**	**1**	0.0086	0.0059	5/9/2014 12:05	J
Benzo[a]anthracene	**0.0067**	**U**	**mg/Kg**	**1**	0.0086	0.0067	5/9/2014 12:05	J
Benzo[a]pyrene	**0.0045**	**U**	**mg/Kg**	**1**	0.0086	0.0045	5/9/2014 12:05	J
Benzo[b]fluoranthene	**0.0046**	**U**	**mg/Kg**	**1**	0.0086	0.0046	5/9/2014 12:05	J
Benzo[g,h,i]perylene	**0.0058**	**U**	**mg/Kg**	**1**	0.0086	0.0058	5/9/2014 12:05	J
Benzo[k]fluoranthene	**0.0072**	**U**	**mg/Kg**	**1**	0.0086	0.0072	5/9/2014 12:05	J

CERTIFICATE OF ANALYSIS
This report shall not be reproduced, except in full,
without the written consent of Advanced Environmental Laboratories, Inc..

Advanced Environmental Laboratories, Inc.
2639 N Monroe St Suite D
Tallahassee, FL 32303-4069
Phone: (850) 219-6274
Fax: (850) 219-6275

ANALYTICAL RESULTS

Workorder: S1400293 Bay Tank & Fabricating

Lab ID: **S1400293015** Date Received: 05/06/14 11:30 Matrix: Soil

Sample ID: **BT-41 1.5-2.0** Date Collected: 05/05/14 10:14

Results for sample S1400293015 are reported on a dry weight basis.

Sample Description: Location:

Parameters	Results	Qual	Units	DF	Adjusted PQL	Adjusted MDL	Analyzed	Lab
Chrysene	**0.0074**	**U**	**mg/Kg**	**1**	0.0086	0.0074	5/9/2014 12:05	J
Dibenzo[a,h]anthracene	**0.0044**	**U**	**mg/Kg**	**1**	0.0086	0.0044	5/9/2014 12:05	J
Fluoranthene	**0.0061**	**U**	**mg/Kg**	**1**	0.0086	0.0061	5/9/2014 12:05	J
Fluorene	**0.0060**	**U**	**mg/Kg**	**1**	0.0086	0.0060	5/9/2014 12:05	J
Indeno(1,2,3-cd)pyrene	**0.0040**	**U**	**mg/Kg**	**1**	0.0086	0.0040	5/9/2014 12:05	J
Naphthalene	**0.0052**	**U**	**mg/Kg**	**1**	0.0086	0.0052	5/9/2014 12:05	J
Phenanthrene	**0.0063**	**U**	**mg/Kg**	**1**	0.0086	0.0063	5/9/2014 12:05	J
Pyrene	**0.0073**	**U**	**mg/Kg**	**1**	0.0086	0.0073	5/9/2014 12:05	J
Nitrobenzene-d5 (S)	**86**		**%**	**1**	46-118		5/9/2014 12:05	
2-Fluorobiphenyl (S)	**84**		**%**	**1**	54-134		5/9/2014 12:05	
p-Terphenyl-d14 (S)	**93**		**%**	**1**	60-143		5/9/2014 12:05	

CERTIFICATE OF ANALYSIS

This report shall not be reproduced, except in full,
without the written consent of Advanced Environmental Laboratories, Inc..

Advanced Environmental Laboratories, Inc.
2639 N Monroe St Suite D
Tallahassee, FL 32303-4069
Phone: (850) 219-6274
Fax: (850) 219-6275

ANALYTICAL RESULTS QUALIFIERS

Workorder: S1400293 Bay Tank & Fabricating

PARAMETER QUALIFIERS

U The compound was analyzed for but not detected.

I The reported value is between the laboratory method detection limit and the laboratory practical quantitation limit.

LAB QUALIFIERS

J DOH Certification #E82574(AEL-JAX)(FL NELAC Certification)

CERTIFICATE OF ANALYSIS

This report shall not be reproduced, except in full,
without the written consent of Advanced Environmental Laboratories, Inc..

3004.1.0.0

Advanced Environmental Laboratories, Inc.
2639 N Monroe St Suite D
Tallahassee, FL 32303-4069
Phone: (850) 219-6274
Fax: (850) 219-6275

QUALITY CONTROL DATA

Workorder: S1400293 Bay Tank & Fabricating

QC Batch: EXTj/1381 Analysis Method: FL-PRO
QC Batch Method: FL-PRO Prepared: 05/07/2014 13:00
Associated Lab Samples: S1400293011, S1400293013, S1400293015

METHOD BLANK: 1459492

Parameter	Units	Blank Result	Reporting Limit	Qualifiers
SEMIVOLATILES				
TPH	mg/Kg	4.0	4.0	U
o-Terphenyl (S)	%	99	62-109	
Nonatricontane-C39 (S)	%	116	60-118	

LABORATORY CONTROL SAMPLE: 1459493

Parameter	Units	Spike Conc.	LCS Result	LCS % Rec	% Rec Limits	Qualifiers
SEMIVOLATILES						
TPH	mg/Kg	34	35	103	63-153	
o-Terphenyl (S)	%			96	62-109	
Nonatricontane-C39 (S)	%			114	60-118	

QC Batch: EXTj/1382 Analysis Method: SW-846 8270C (SIM)
QC Batch Method: SW-846 3550B Prepared: 05/07/2014 13:00
Associated Lab Samples: S1400293011, S1400293013, S1400293015

METHOD BLANK: 1459496

Parameter	Units	Blank Result	Reporting Limit	Qualifiers
SEMIVOLATILES				
Naphthalene	mg/Kg	0.0040	0.0040	U
2-Methylnaphthalene	mg/Kg	0.0047	0.0047	U
1-Methylnaphthalene	mg/Kg	0.0047	0.0047	U
Acenaphthylene	mg/Kg	0.0046	0.0046	U
Acenaphthene	mg/Kg	0.0048	0.0048	U
Fluorene	mg/Kg	0.0046	0.0046	U
Phenanthrene	mg/Kg	0.0049	0.0049	U
Anthracene	mg/Kg	0.0046	0.0046	U
Fluoranthene	mg/Kg	0.0047	0.0047	U
Pyrene	mg/Kg	0.0056	0.0056	U
Benzo[a]anthracene	mg/Kg	0.0052	0.0052	U
Chrysene	mg/Kg	0.0057	0.0057	U

CERTIFICATE OF ANALYSIS
This report shall not be reproduced, except in full,
without the written consent of Advanced Environmental Laboratories, Inc..

Advanced Environmental Laboratories, Inc.
2639 N Monroe St Suite D
Tallahassee, FL 32303-4069
Phone: (850) 219-6274
Fax: (850) 219-6275

QUALITY CONTROL DATA

Workorder: S1400293 Bay Tank & Fabricating

METHOD BLANK: 1459496

Parameter	Units	Blank Result	Reporting Limit	Qualifiers
Benzo[b]fluoranthene	mg/Kg	0.0036	0.0036	U
Benzo[k]fluoranthene	mg/Kg	0.0056	0.0056	U
Benzo[a]pyrene	mg/Kg	0.0035	0.0035	U
Indeno(1,2,3-cd)pyrene	mg/Kg	0.0031	0.0031	U
Dibenzo[a,h]anthracene	mg/Kg	0.0034	0.0034	U
Benzo[g,h,i]perylene	mg/Kg	0.0045	0.0045	U
Nitrobenzene-d5 (S)	%	94	46-118	
2-Fluorobiphenyl (S)	%	91	54-134	
p-Terphenyl-d14 (S)	%	112	60-143	

LABORATORY CONTROL SAMPLE: 1459497

Parameter	Units	Spike Conc.	LCS Result	LCS % Rec	% Rec Limits	Qualifiers
SEMIVOLATILES						
Naphthalene	mg/Kg	0.17	0.13	81	40-105	
2-Methylnaphthalene	mg/Kg	0.17	0.14	81	45-105	
1-Methylnaphthalene	mg/Kg	0.17	0.14	86	45-105	
Acenaphthylene	mg/Kg	0.17	0.14	85	45-105	
Acenaphthene	mg/Kg	0.17	0.14	86	45-110	
Fluorene	mg/Kg	0.17	0.15	92	50-110	
Phenanthrene	mg/Kg	0.17	0.16	97	50-110	
Anthracene	mg/Kg	0.17	0.16	96	55-105	
Fluoranthene	mg/Kg	0.17	0.16	95	55-115	
Pyrene	mg/Kg	0.17	0.17	103	45-125	
Benzo[a]anthracene	mg/Kg	0.17	0.17	104	50-110	
Chrysene	mg/Kg	0.17	0.18	105	55-110	
Benzo[b]fluoranthene	mg/Kg	0.17	0.17	101	45-115	
Benzo[k]fluoranthene	mg/Kg	0.17	0.16	98	45-125	
Benzo[a]pyrene	mg/Kg	0.17	0.16	95	50-110	
Indeno(1,2,3-cd)pyrene	mg/Kg	0.17	0.17	100	40-120	
Dibenzo[a,h]anthracene	mg/Kg	0.17	0.17	104	40-125	
Benzo[g,h,i]perylene	mg/Kg	0.17	0.17	100	40-125	
Nitrobenzene-d5 (S)	%			83	46-118	
2-Fluorobiphenyl (S)	%			81	54-134	
p-Terphenyl-d14 (S)	%			113	60-143	

QC Batch: DGMj/1547 Analysis Method: SW-846 6010

QC Batch Method: SW-846 3050B Prepared: 05/09/2014 09:09

Associated Lab Samples: S1400293001, S1400293002, S1400293003, S1400293004, S1400293005, S1400293006, S1400293007,

CERTIFICATE OF ANALYSIS

This report shall not be reproduced, except in full,
without the written consent of Advanced Environmental Laboratories, Inc..

3004.1.0.0

Advanced Environmental Laboratories, Inc.
2639 N Monroe St Suite D
Tallahassee, FL 32303-4069
Phone: (850) 219-6274
Fax: (850) 219-6275

QUALITY CONTROL DATA

Workorder: S1400293 Bay Tank & Fabricating

METHOD BLANK: 1460593

Parameter	Units	Blank Result	Reporting Limit	Qualifiers
METALS				
Chromium	mg/Kg	0.0024	0.0024	U

LABORATORY CONTROL SAMPLE & LCSD: 1460594 1460595

Parameter	Units	Spike Conc.	LCS Result	LCSD Result	LCS % Rec	LCSD % Rec	% Rec Limit	RPD	Max RPD	Qualifiers
METALS										
Chromium	mg/Kg	0.4	0.42	0.42	105	105	80-120	0	20	

CERTIFICATE OF ANALYSIS

This report shall not be reproduced, except in full,
without the written consent of Advanced Environmental Laboratories, Inc..

3004.1.0.0

Advanced Environmental Laboratories, Inc.
2639 N Monroe St Suite D
Tallahassee, FL 32303-4069
Phone: (850) 219-6274
Fax: (850) 219-6275

QUALITY CONTROL DATA CROSS REFERENCE TABLE

Workorder: S1400293 Bay Tank & Fabricating

Lab ID	Sample ID	Prep Method	Prep Batch	Analysis Method	Analysis Batch
S1400293011	BT-39 1.5-2.0	FL-PRO	EXTj/1381	FL-PRO	GCSj/1264
S1400293013	BT-40 1.5-2.0	FL-PRO	EXTj/1381	FL-PRO	GCSj/1264
S1400293015	BT-41 1.5-2.0	FL-PRO	EXTj/1381	FL-PRO	GCSj/1264
S1400293011	BT-39 1.5-2.0	SW-846 3550B	EXTj/1382	SW-846 8270C (SIM)	MSSj/1166
S1400293013	BT-40 1.5-2.0	SW-846 3550B	EXTj/1382	SW-846 8270C (SIM)	MSSj/1166
S1400293015	BT-41 1.5-2.0	SW-846 3550B	EXTj/1382	SW-846 8270C (SIM)	MSSj/1166
S1400293001	BT-35 0.5-1.0	SW-846 3050B	DGMj/1547	SW-846 6010	ICPj/1318
S1400293002	BT-34 0.5-1.0	SW-846 3050B	DGMj/1547	SW-846 6010	ICPj/1318
S1400293003	BT-33 0.5-1.0	SW-846 3050B	DGMj/1547	SW-846 6010	ICPj/1318
S1400293004	BT-36 0.5-1.0	SW-846 3050B	DGMj/1547	SW-846 6010	ICPj/1318
S1400293005	BT-36 1.5-2.0	SW-846 3050B	DGMj/1547	SW-846 6010	ICPj/1318
S1400293006	BT-37 0.5-1.0	SW-846 3050B	DGMj/1547	SW-846 6010	ICPj/1318
S1400293007	BT-37 1.5-2.0	SW-846 3050B	DGMj/1547	SW-846 6010	ICPj/1318
S1400293008	BT-38 0.5-1.0	SW-846 3050B	DGMj/1547	SW-846 6010	ICPj/1318
S1400293009	BT-38 1.5-2.0	SW-846 3050B	DGMj/1547	SW-846 6010	ICPj/1318
S1400293010	BT-39 0.5-1.0	SW-846 3050B	DGMj/1547	SW-846 6010	ICPj/1318
S1400293011	BT-39 1.5-2.0	SW-846 3050B	DGMj/1547	SW-846 6010	ICPj/1318
S1400293012	BT-40 0.5-1.0	SW-846 3050B	DGMj/1547	SW-846 6010	ICPj/1318
S1400293013	BT-40 1.5-2.0	SW-846 3050B	DGMj/1547	SW-846 6010	ICPj/1318
S1400293014	BT-41 0.5-1.0	SW-846 3050B	DGMj/1547	SW-846 6010	ICPj/1318
S1400293015	BT-41 1.5-2.0	SW-846 3050B	DGMj/1547	SW-846 6010	ICPj/1318

CERTIFICATE OF ANALYSIS

This report shall not be reproduced, except in full,
without the written consent of Advanced Environmental Laboratories, Inc..

3004.1.0.0

Advanced Environmental Laboratories, Inc.

- [ ] Altamonte Springs: 528 S. Northlake Blvd..
- [ ] Gainesville: 6815 SW Archer Road • Gainesvil
- [ ] Jacksonville: 6681 Southpoint Pkwy. • Jackso
- [ ] Miramar: 10200 USA Today Way. Miramar. FL 3
- [x] Tallahassee: 1288 Cedar Center Drive. Tallaha
- [ ] Tampa: 9610 Princess Palm Ave. • Tampa. FL 336 • Fax 813.630.4327

S1400293

7.937.1597

Client Name: Southern Earth Sciences	Project Name: Bay Tank & Fabricating
Address: 7500 McElvey Road, Suite A	P.O. Number or Project Number:
Panama City Beach, FL 32408	Project Location: Panama City, FL
Phone: 850-769-4773	REMARKS/SPECIAL INSTRUCTIONS:
FAX: 850-872-9967	
Contact: Trey Wilson	
Sampled By: Trey Wilson	
Turnaround Time: [X] STANDARD [✓] RUSH	
Page 1 of 2	

SAMPLE ID	SAMPLE DESCRIPTION	Grab Comp	SAMPLING DATE	SAMPLING TIME	MATRIX	NO. COUNT	BOTTLE SIZE & TYPE / PRESERVATION	ANALYSIS REQUIRED: Chromium (None)	PAH/TRPH (None)	LABORATORY I.D. NUMBER
1	BT-35 0.5-1.0	G	5/5/14	0900	S	1		X		
2	BT-34 0.5-1.0			0903	S	1		X		
3	BT-33 0.5-1.0			0909	S	1		X		
4	BT-32 0.5-1.0			0915	S	1		X		
5	BT-36 1.5-2.0			0923	S	1		X		
6	BT-37 0.5-1.0			0928	S	1		X		
7	BT-37 1.5-2.0			0932	S	1		X		
8	BT-38 0.5-1.0			0940	S	1		X		

Received on Ice [✓] Yes [ ] No [✓] Temp taken from sample [ ] Temp from blank [ ] Where required, pH checked Temperature when received 3.7 (in degrees celcius)

Form revised 06/15/2010

Device used for measuring Temp by unique identifier (circle IR temp gun used) J: 9A G: LT-1 LT-2 T: 10A A: 3A M: 1A

	Relinquished by	Date	Time	Received by:	Date	Time
1	[illegible]	5/5/14	1100	[illegible]	5/6/14	11:30
2						
3						
4						

FOR DRINKING WATER USE (When PWS Information not otherwise supplied)

PWS ID:

Contact Person: Phone:

Supplier of Water:

Site-Address:

Advanced Environmental Laboratories, Inc.

☐ **Altamonte Springs:** 528 S. Northlake Blvd., Ste. 1016 • Altamonte Springs, FL 32701 • 407.937.1594 • Fax 407.937.1597
☐ **Gainesville:** 6815 SW Archer Road • Gainesville, FL 32608 • 352.377.2349 • Fax 352.395.6639
☐ **Jacksonville:** 6681 Southpoint Pkwy. • Jacksonville, FL 32216 • 904.363.9350 • Fax 904.363.9354
☐ **Miramar:** 10200 USA Today Way, Miramar, FL 33025 • 954.889.2288 • Fax 954.889.2281
☑ **Tallahassee:** 1288 Cedar Center Drive, Tallahassee, FL 32301 • 850.219.6274 • Fax 850.219.6275
☐ **Tampa:** 9610 Princess Palm Ave. • Tampa, FL 33619 • 813.630.9616 • Fax 813.630.4327

Client Name: Southern Earth Sciences
Address: 7500 McElvey Road, Suite A
Panama City Beach, FL 32408
Phone: 850-769-4773
FAX: 850-872-9967
Contact: Trey Wilson
Sampled By: Trey Wilson
Turnaround Time: ☐ STANDARD ☑ RUSH
Page 2 of 2

Project Name: Bay Tank & Fabricating
P.O. Number or Project Number:
Project Location: Panama City, FL
REMARKS/SPECIAL INSTRUCTIONS:

SAMPLE ID	SAMPLE DESCRIPTION	Grab Comp	SAMPLING DATE	SAMPLING TIME	MATRIX	NO. COUNT	PRESERVATION	Chromium (None)	PAH/TRPH (None)	LABORATORY I.D. NUMBER
9	BT-38 1.5-2.0	G	5/5/14	0944	S	1		X		
10	BT-39 0.5-1.0			0948	S	1		X		
11	BT-39 1.5-2.0			0953	S	2		X	X	
12	BT-40 0.5-1.0			0959	S	1		X		
13	BT-40 1.5-2.0			1003	S	2		X	X	
14	BT-41 0.5-1.0			1010	S	1		X		
15	BT-41 1.5-2.0			1014	S	2		X	X	

Received on Ice ☑ Yes ☐ No ☑ Temp taken from sample ☐ Temp from blank ☐ Where required, pH checked Temperature when received 3.5 (in degrees celcius)

Form revised 06/15/2010

Device used for measuring Temp by unique identifier (circle IR temp gun used) J: 9A G: LT-1 LT-2 T: 10A A: 3A M: 1A

	Relinquished by	Date	Time	Received by:	Date	Time
1	[illegible]	5/5/14	1100	[illegible]	5/6/14	11:30
2						
3						
4						

FOR DRINKING WATER USE (When PWS information not otherwise supplied)

PWS ID:
Contact Person: Phone:
Supplier of Water:
Site-Address:

Benzo(a)pyrene Conversion Table

For Direct Exposure Soil Cleanup Target Levels

Facility/Site Name: Former Bay Tank & Fabricating
Location: 1810 Industrial Drive, Panama City, FL
Facility/Site ID No.: N/A

Soil Sample No. BT-18 0.5'-1'
Sample Date 3/13/2014
Location:
Depth (ft): 0.5'-1'

INSTRUCTIONS: Calculate Total Benzo(a)pyrene Equivalents if at least one of the carcinogenic PAHs is detected in the sample at a concentration equal to or higher than the Method Detection Limit (MDL), whether quantified with certainty (the concentration reported has no qualifier) or estimated (the concentration reported has a "J", "T" or "I" qualifier). Enter the contaminant concentrations (in mg/kg) for all seven carcinogenic PAHs in the yellow boxes using the following criteria (and see table below):

1. If quantified with certainty, or estimated and has the "J" qualifier, enter the reported value;
2. If not detected at the MDL (the concentration reported is the MDL followed by the "U" qualifier) enter 1/2 of the reported value;
3. If detected at a concentration lower than the MDL and the concentration is estimated (has the "T" qualifier) enter the estimated value;
4. If detected at a concentration equal to or higher than the MDL but lower than the Practical Quantitation Limit (PQL) and the concentration is estimated (has the "I" qualifier) enter the estimated value;
5. If detected at a concentration equal to or higher than the MDL but lower than the PQL and it is not estimated (the concentration reported is the PQL followed by the "M" qualifier) enter 1/2 of the reported value.

Contaminant	Concentration (mg/kg)	Toxic Equivalency Factor	Benzo(a)pyrene Equivalents
Benzo(a)pyrene	0.024	1.0	0.0240
Benzo(a)anthracene	0.017	0.1	0.0017
Benzo(b)fluoranthene	0.070	0.1	0.0070
Benzo(k)fluoranthene	0.035	0.01	0.0004
Chrysene	0.055	0.001	0.0001
Dibenz(a,h)anthracene	0.008	1.0	0.0082
Indeno(1,2,3-cd)pyrene	0.028	0.1	0.0028

DE Residential = 0.1 mg/kg; DE Industrial = 0.7 mg/kg

Total Benzo(a)pyrene Equivalents = 0.0

The concentration shown does not exceed the Residential Direct Exposure SCTL of 0.1 mg/kg.

The concentration shown does not exceed the Industrial Direct Exposure SCTL of 0.7 mg/kg.

Summary Criteria for Table Entries			
Detection	**Concentration Reported**	**Data Qualifier**	**Enter**
Various	Quantified with certainty	None	reported value
Various	Estimated	J	reported (estimated) value
ND at MDL	MDL	U	1/2 reported value
< MDL	Estimated	T	reported (estimated) value
≥ MDL but < PQL	Estimated	I	reported (estimated) value
≥ MDL but < PQL	PQL	M	1/2 reported value

APPENDIX C

APPENDIX D

STATE OF FLORIDA WELL COMPLETION REPORT

☐ Southwest
■ Northwest
☐ St. Johns River
☐ South Florida
☐ Suwannee River
☐ DEP
☐ Delegated Authority (If Applicable) _____

PLEASE, FILL OUT ALL APPLICABLE FIELDS
(*Denotes Required Fields Where Applicable)

Date Stamp

Official Use Only

1.*Permit Number W201401914 *CUP/WUP Number _____ *DID Number _____ 62-524 Delineation No. _____

2.*Number of permitted wells constructed, repaired, or abandoned 5 *Number of permitted wells not constructed, repaired, or abandoned 5

3.*Owner's Name Bay Tank & Fabricating Company Inc 4.*Completion Date 04/08/2014 5. Florida Unique ID _____

6. 1810 Industrial Drive, Panama City 32405
*Well Location - Address, Road Name or Number, City, ZIP

7.*County Bay *Section 34 Land Grant _____ *Township 3S *Range 14W

8. Latitude 301059.505 Longitude 853826.253

9. Data Obtained From: ■ GPS ____ Map ____ Survey Datum: ____ NAD 27 ____ NAD 83 ■ WGS 84

10.*Type of Work: ■ Construction ____ Repair ____ Modification ____ Abandonment

11.*Specify Intended Use(s) of Well(s):

____ Domestic
____ Bottled Water Supply
____ Public Water Supply (Limited Use/DOH)
____ Public Water Supply (Community or Non-Community/DEP)
____ Class I Injection
____ Landscape Irrigation
____ Recreation Area Irrigation
____ Agricultural Irrigation
____ Livestock
____ Nursery Irrigation
____ Commercial/Industrial
____ Golf Course Irrigation
____ Site Investigation
■ Monitoring
____ Test
____ Earth-Coupled Geothermal
____ HVAC Supply
____ HVAC Return

Class V Injection: ____ Recharge ____ Commercial/Industrial Disposal ____ Aquifer Storage and Recovery ____ Drainage

Remediation: ____ Recovery ____ Air Sparge ____ Other (Describe) _____

____ Other (Describe) _____

12.*Drill Method: ■ Auger ____ Cable Tool ____ Rotary ____ Combination (Two or More Methods) ____ Jetted ____ Sonic
____ Horizontal Drilling ____ Hydraulic Point (Direct Push) ____ Other _____

13.*Measured Static Water Level _____ ft. Measured Pumping Water Level _____ ft. After _____ Hours at _____ GPM

14.*Measuring Point (Describe) _____ Which is ____ ft. ____ Above ____ Below Land Surface *Flowing: ____ Yes ____ No

15.*Casing Material: ____ Black Steel ____ Galvanized ■ PVC ____ Stainless Steel ____ Not Cased ____ Other _____

16.*Total Well Depth 14 ft. Cased Depth 4 ft. *Open Hole: From ____ To ____ ft. *Screen: From 4 To 14 ft. Slot Size .010

17.*Abandonment: ____ Other (Explain) _____

From ____ ft. To ____ ft. No. of Bags ____ Seal Material (Check One): ____ Neat Cement ____ Bentonite ____ Other ____
From ____ ft. To ____ ft. No. of Bags ____ Seal Material (Check One): ____ Neat Cement ____ Bentonite ____ Other ____
From ____ ft. To ____ ft. No. of Bags ____ Seal Material (Check One): ____ Neat Cement ____ Bentonite ____ Other ____
From ____ ft. To ____ ft. No. of Bags ____ Seal Material (Check One): ____ Neat Cement ____ Bentonite ____ Other ____
From ____ ft. To ____ ft. No. of Bags ____ Seal Material (Check One): ____ Neat Cement ____ Bentonite ____ Other ____

18.*Surface Casing Diameter and Depth:

Dia ____ in. From ____ ft. To ____ ft. No. of Bags ____ Seal Material (Check One): ____ Neat Cement ____ Bentonite ____ Other ____
Dia ____ in. From ____ ft. To ____ ft. No. of Bags ____ Seal Material (Check One): ____ Neat Cement ____ Bentonite ____ Other ____

19.*Primary Casing Diameter and Depth:

Dia 2 in. From 0 ft. To 4 ft. No. of Bags 1 Seal Material (Check One): ■ Neat Cement ____ Bentonite ____ Other ____
Dia ____ in. From ____ ft. To ____ ft. No. of Bags ____ Seal Material (Check One): ____ Neat Cement ____ Bentonite ____ Other ____
Dia ____ in. From ____ ft. To ____ ft. No. of Bags ____ Seal Material (Check One): ____ Neat Cement ____ Bentonite ____ Other ____
Dia ____ in. From ____ ft. To ____ ft. No. of Bags ____ Seal Material (Check One): ____ Neat Cement ____ Bentonite ____ Other ____
Dia ____ in. From ____ ft. To ____ ft. No. of Bags ____ Seal Material (Check One): ____ Neat Cement ____ Bentonite ____ Other ____

20.*Liner Casing Diameter and Depth:

Dia ____ in. From ____ ft. To ____ ft. No. of Bags ____ Seal Material (Check One): ____ Neat Cement ____ Bentonite ____ Other ____
Dia ____ in. From ____ ft. To ____ ft. No. of Bags ____ Seal Material (Check One): ____ Neat Cement ____ Bentonite ____ Other ____
Dia ____ in. From ____ ft. To ____ ft. No. of Bags ____ Seal Material (Check One): ____ Neat Cement ____ Bentonite ____ Other ____

21.*Telescope Casing Diameter and Depth:

Dia ____ in. From ____ ft. To ____ ft. No. of Bags ____ Seal Material (Check One): ____ Neat Cement ____ Bentonite ____ Other ____
Dia ____ in. From ____ ft. To ____ ft. No. of Bags ____ Seal Material (Check One): ____ Neat Cement ____ Bentonite ____ Other ____
Dia ____ in. From ____ ft. To ____ ft. No. of Bags ____ Seal Material (Check One): ____ Neat Cement ____ Bentonite ____ Other ____

22. Pump Type (If Known):
____ Centrifugal ____ Jet ____ Submersible ____ Turbine
Horsepower _____ Pump Capacity (GPM) _____
Pump Depth ____ ft. Intake Depth ____ ft.

23. Chemical Analysis (When Required):
Iron ____ ppm Sulfate ____ ppm Chloride ____ ppm
____ Laboratory Test ____ Field Test Kit

24. Water Well Contractor:

*Contractor Name Jamison Short *License Number 3229 E-mail Address jshort@soearth.com

*Contractor's Signature _____ *Driller's Name (Print or Type) Jamison Short
(I certify that the information provided in this report is accurate and true.)

*Permit No. W201401914

SOUTHWEST FLORIDA WATER MANAGEMENT DISTRICT
2379 BROAD STREET, BROOKSVILLE, FL 34604-6899
PHONE: (352) 796-7211 or (800) 423-1476
WWW.SWFWMD.STATE.FL.US

ST. JOHNS RIVER WATER MANAGEMENT DISTRICT
4049 REID STREET, PALATKA, FL 32178-1429
PHONE: (386) 329-4500
WWW.SJRWMD.COM

NORTHWEST FLORIDA WATER MANAGEMENT DISTRICT
152 WATER MANAGEMENT DR., HAVANA, FL 32333-4712
(U.S. Highway 90, 10 miles west of Tallahassee)
PHONE: (850) 539-5999
WWW.NWFWMD.STATE.FL.US

SOUTH FLORIDA WATER MANAGEMENT DISTRICT
P.O. BOX 24680
3301 GUN CLUB ROAD
WEST PALM BEACH, FL 33416-4680
PHONE: (561) 686-8800
WWW.SFWMD.GOV

SUWANNEE RIVER WATER MANAGEMENT DISTRICT
9225 CR 49
LIVE OAK, FL 32060
PHONE: (386) 362-1001 or (800) 226-1066 (Florida only)
WWW.MYSUWANNEERIVER.COM

***DRILL CUTTINGS LOG** (Examine cuttings every 20 ft. or at formation changes. Note cavities and depth to producing zone. Grain Size: F=Fine, M=Medium, and C=Coarse)

From_____ ft. To_____ ft. Color_____ Grain Size (F, M, C)_____ Material_____
From_____ ft. To_____ ft. Color_____ Grain Size (F, M, C)_____ Material_____
From_____ ft. To_____ ft. Color_____ Grain Size (F, M, C)_____ Material_____
From_____ ft. To_____ ft. Color_____ Grain Size (F, M, C)_____ Material_____
From_____ ft. To_____ ft. Color_____ Grain Size (F, M, C)_____ Material_____
From_____ ft. To_____ ft. Color_____ Grain Size (F, M, C)_____ Material_____
From_____ ft. To_____ ft. Color_____ Grain Size (F, M, C)_____ Material_____
From_____ ft. To_____ ft. Color_____ Grain Size (F, M, C)_____ Material_____
From_____ ft. To_____ ft. Color_____ Grain Size (F, M, C)_____ Material_____
From_____ ft. To_____ ft. Color_____ Grain Size (F, M, C)_____ Material_____
From_____ ft. To_____ ft. Color_____ Grain Size (F, M, C)_____ Material_____
From_____ ft. To_____ ft. Color_____ Grain Size (F, M, C)_____ Material_____
From_____ ft. To_____ ft. Color_____ Grain Size (F, M, C)_____ Material_____
From_____ ft. To_____ ft. Color_____ Grain Size (F, M, C)_____ Material_____
From_____ ft. To_____ ft. Color_____ Grain Size (F, M, C)_____ Material_____
From_____ ft. To_____ ft. Color_____ Grain Size (F, M, C)_____ Material_____
From_____ ft. To_____ ft. Color_____ Grain Size (F, M, C)_____ Material_____
From_____ ft. To_____ ft. Color_____ Grain Size (F, M, C)_____ Material_____
From_____ ft. To_____ ft. Color_____ Grain Size (F, M, C)_____ Material_____
From_____ ft. To_____ ft. Color_____ Grain Size (F, M, C)_____ Material_____
From_____ ft. To_____ ft. Color_____ Grain Size (F, M, C)_____ Material_____
From_____ ft. To_____ ft. Color_____ Grain Size (F, M, C)_____ Material_____
From_____ ft. To_____ ft. Color_____ Grain Size (F, M, C)_____ Material_____
From_____ ft. To_____ ft. Color_____ Grain Size (F, M, C)_____ Material_____
From_____ ft. To_____ ft. Color_____ Grain Size (F, M, C)_____ Material_____

Comments: _____

***Detailed Site Map of Well Location**

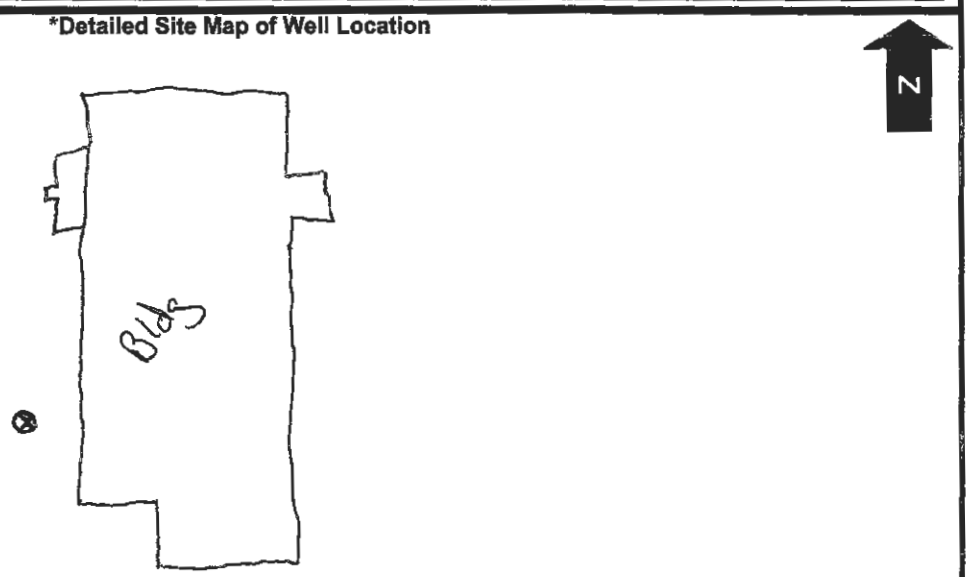

STATE OF FLORIDA WELL COMPLETION REPORT

☐Southwest
■Northwest
☐St. Johns River
☐South Florida
☐Suwannee River
☐DEP
☐Delegated Authority (If Applicable) _____

PLEASE, FILL OUT ALL APPLICABLE FIELDS
(*Denotes Required Fields Where Applicable)

Date Stamp

Official Use Only

1.*Permit Number W201401914 *CUP/WUP Number _____ *DID Number _____ 62-524 Delineation No. _____

2.*Number of permitted wells constructed, repaired, or abandoned 5 *Number of permitted wells not constructed, repaired, or abandoned 5

3.*Owner's Name Bay Tank & Fabricating Company Inc 4.*Completion Date 04/08/2014 5. Florida Unique ID _____

6. 1810 Industrial Drive, Panama City 32405
*Well Location - Address, Road Name or Number, City, ZIP

7.*County Bay *Section 34 Land Grant _____ *Township 3S *Range 14W

8. Latitude 301059.505 Longitude 853826.253

9. Data Obtained From: ■ GPS ___ Map ___ Survey Datum: ___ NAD 27 ___ NAD 83 ■ WGS 84

10.*Type of Work: ■ Construction ___ Repair ___ Modification ___ Abandonment

11.*Specify Intended Use(s) of Well(s):

___ Domestic
___ Bottled Water Supply
___ Public Water Supply (Limited Use/DOH)
___ Public Water Supply (Community or Non-Community/DEP)
___ Class I Injection
___ Landscape Irrigation
___ Recreation Area Irrigation
___ Agricultural Irrigation
___ Livestock
___ Nursery Irrigation
___ Commercial/Industrial
___ Golf Course Irrigation
___ Site Investigation
■ Monitoring
___ Test
___ Earth-Coupled Geothermal
___ HVAC Supply
___ HVAC Return

Class V Injection: ___ Recharge ___ Commercial/Industrial Disposal ___ Aquifer Storage and Recovery ___ Drainage

Remediation: ___ Recovery ___ Air Sparge ___ Other (Describe) _____

___ Other (Describe) _____

12.*Drill Method: ■ Auger ___ Cable Tool ___ Rotary ___ Combination (Two or More Methods) ___ Jetted ___ Sonic
___ Horizontal Drilling ___ Hydraulic Point (Direct Push) ___ Other _____

13.*Measured Static Water Level _____ ft. Measured Pumping Water Level _____ ft. After _____ Hours at _____ GPM

14.*Measuring Point (Describe) _____ Which is ___ ft. ___ Above ___ Below Land Surface *Flowing: ___ Yes ___ No

15.*Casing Material: ___ Black Steel ___ Galvanized ■ PVC ___ Stainless Steel ___ Not Cased ___ Other _____

16.*Total Well Depth 12 ft. Cased Depth 2 ft. *Open Hole: From ___ To ___ ft. *Screen: From 2 To 12 ft. Slot Size .010

17.*Abandonment: ___ Other (Explain) _____

From ___ ft. To ___ ft. No. of Bags ___ Seal Material (Check One): ___ Neat Cement ___ Bentonite ___ Other ___
From ___ ft. To ___ ft. No. of Bags ___ Seal Material (Check One): ___ Neat Cement ___ Bentonite ___ Other ___
From ___ ft. To ___ ft. No. of Bags ___ Seal Material (Check One): ___ Neat Cement ___ Bentonite ___ Other ___
From ___ ft. To ___ ft. No. of Bags ___ Seal Material (Check One): ___ Neat Cement ___ Bentonite ___ Other ___
From ___ ft. To ___ ft. No. of Bags ___ Seal Material (Check One): ___ Neat Cement ___ Bentonite ___ Other ___

18.*Surface Casing Diameter and Depth:

Dia ___ in. From ___ ft. To ___ ft. No. of Bags ___ Seal Material (Check One): ___ Neat Cement ___ Bentonite ___ Other ___
Dia ___ in. From ___ ft. To ___ ft. No. of Bags ___ Seal Material (Check One): ___ Neat Cement ___ Bentonite ___ Other ___

19.*Primary Casing Diameter and Depth:

Dia 2 in. From 0 ft. To 2 ft. No. of Bags 1 Seal Material (Check One): ■ Neat Cement ___ Bentonite ___ Other ___
Dia ___ in. From ___ ft. To ___ ft. No. of Bags ___ Seal Material (Check One): ___ Neat Cement ___ Bentonite ___ Other ___
Dia ___ in. From ___ ft. To ___ ft. No. of Bags ___ Seal Material (Check One): ___ Neat Cement ___ Bentonite ___ Other ___
Dia ___ in. From ___ ft. To ___ ft. No. of Bags ___ Seal Material (Check One): ___ Neat Cement ___ Bentonite ___ Other ___
Dia ___ in. From ___ ft. To ___ ft. No. of Bags ___ Seal Material (Check One): ___ Neat Cement ___ Bentonite ___ Other ___

20.*Liner Casing Diameter and Depth:

Dia ___ in. From ___ ft. To ___ ft. No. of Bags ___ Seal Material (Check One): ___ Neat Cement ___ Bentonite ___ Other ___
Dia ___ in. From ___ ft. To ___ ft. No. of Bags ___ Seal Material (Check One): ___ Neat Cement ___ Bentonite ___ Other ___
Dia ___ in. From ___ ft. To ___ ft. No. of Bags ___ Seal Material (Check One): ___ Neat Cement ___ Bentonite ___ Other ___

21.*Telescope Casing Diameter and Depth:

Dia ___ in. From ___ ft. To ___ ft. No. of Bags ___ Seal Material (Check One): ___ Neat Cement ___ Bentonite ___ Other ___
Dia ___ in. From ___ ft. To ___ ft. No. of Bags ___ Seal Material (Check One): ___ Neat Cement ___ Bentonite ___ Other ___
Dia ___ in. From ___ ft. To ___ ft. No. of Bags ___ Seal Material (Check One): ___ Neat Cement ___ Bentonite ___ Other ___

22. Pump Type (If Known):
___ Centrifugal ___ Jet ___ Submersible ___ Turbine
Horsepower _____ Pump Capacity (GPM) _____
Pump Depth _____ ft. Intake Depth _____ ft.

23. Chemical Analysis (When Required):
Iron _____ ppm Sulfate _____ ppm Chloride _____ ppm
___ Laboratory Test ___ Field Test Kit

24. Water Well Contractor:

*Contractor Name Jamison Short *License Number 3229 E-mail Address jshort@soearth.com

*Contractor's Signature _____ *Driller's Name (Print or Type) Jamison Short
(I certify that the information provided in this report is accurate and true.)

*Permit No. W201401914

SOUTHWEST FLORIDA WATER MANAGEMENT DISTRICT
2379 BROAD STREET, BROOKSVILLE, FL 34604-6899
PHONE: (352) 796-7211 or (800) 423-1476
WWW.SWFWMD.STATE.FL.US

ST. JOHNS RIVER WATER MANAGEMENT DISTRICT
4049 REID STREET, PALATKA, FL 32178-1429
PHONE: (386) 329-4500
WWW.SJRWMD.COM

NORTHWEST FLORIDA WATER MANAGEMENT DISTRICT
152 WATER MANAGEMENT DR., HAVANA, FL 32333-4712
(U.S. Highway 90, 10 miles west of Tallahassee)
PHONE: (850) 539-5999
WWW.NWFWMD.STATE.FL.US

SOUTH FLORIDA WATER MANAGEMENT DISTRICT
P.O. BOX 24680
3301 GUN CLUB ROAD
WEST PALM BEACH, FL 33416-4680
PHONE: (561) 686-8800
WWW.SFWMD.GOV

SUWANNEE RIVER WATER MANAGEMENT DISTRICT
9225 CR 49
LIVE OAK, FL 32060
PHONE: (386) 362-1001 or (800) 226-1066 (Florida only)
WWW.MYSUWANNEERIVER.COM

***DRILL CUTTINGS LOG** (Examine cuttings every 20 ft. or at formation changes. Note cavities and depth to producing zone. Grain Size: F=Fine, M=Medium, and C=Coarse)

From	To	Color	Grain Size (F, M, C)	Material
____ ft.	____ ft.			
____ ft.	____ ft.			
____ ft.	____ ft.			
____ ft.	____ ft.			
____ ft.	____ ft.			
____ ft.	____ ft.			
____ ft.	____ ft.			
____ ft.	____ ft.			
____ ft.	____ ft.			
____ ft.	____ ft.			
____ ft.	____ ft.			
____ ft.	____ ft.			
____ ft.	____ ft.			
____ ft.	____ ft.			
____ ft.	____ ft.			
____ ft.	____ ft.			
____ ft.	____ ft.			
____ ft.	____ ft.			
____ ft.	____ ft.			
____ ft.	____ ft.			
____ ft.	____ ft.			
____ ft.	____ ft.			
____ ft.	____ ft.			
____ ft.	____ ft.			
____ ft.	____ ft.			

Comments: ____________________

***Detailed Site Map of Well Location**

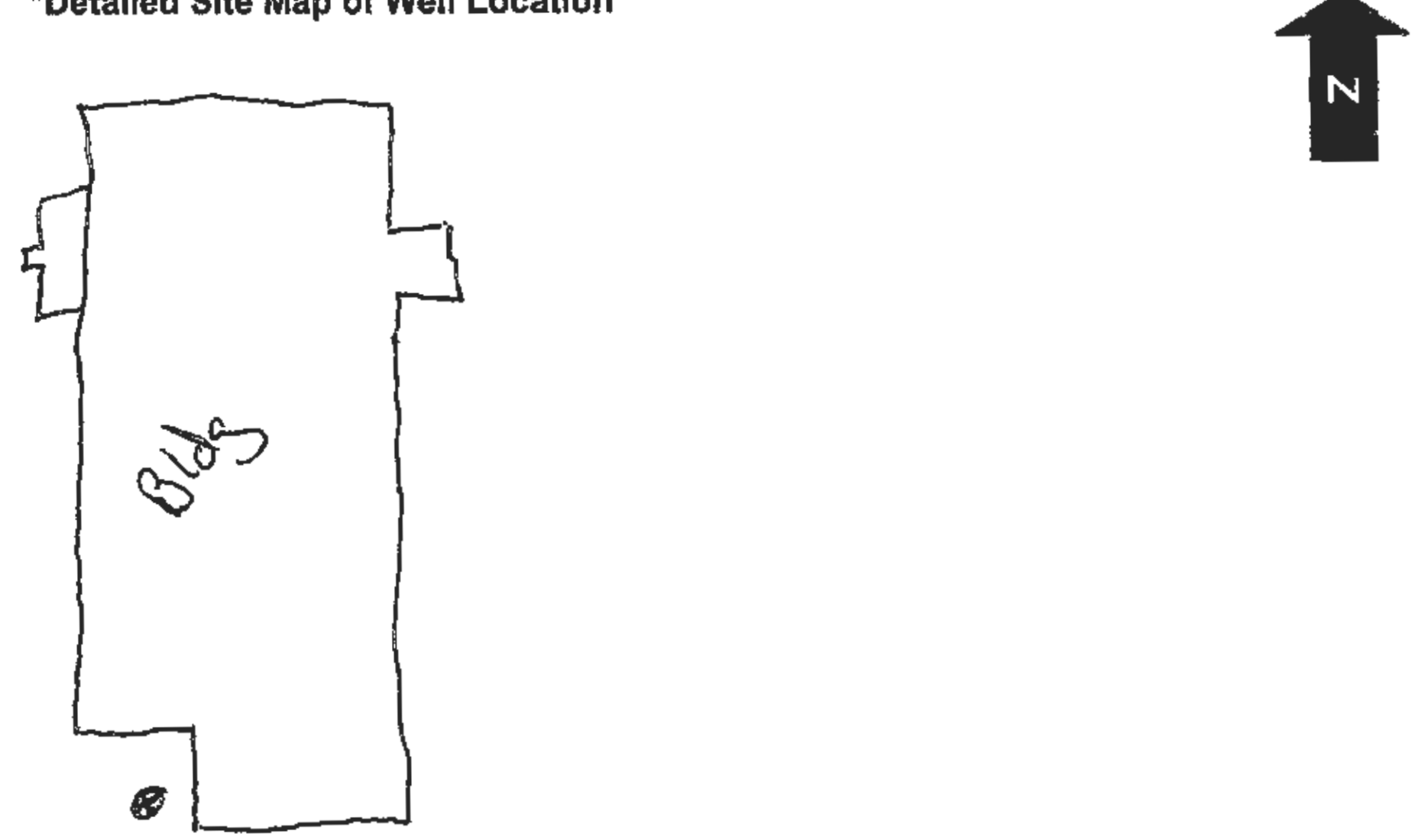

STATE OF FLORIDA WELL COMPLETION REPORT

☐ Southwest
☒ Northwest
☐ St. Johns River
☐ South Florida
☐ Suwannee River
☐ DEP
☐ Delegated Authority (If Applicable) _____

PLEASE, FILL OUT ALL APPLICABLE FIELDS
(*Denotes Required Fields Where Applicable)

Date Stamp

Official Use Only

1.*Permit Number W201401914 *CUP/WUP Number _____ *DID Number _____ 62-524 Delineation No. _____

2.*Number of permitted wells constructed, repaired, or abandoned 5 *Number of permitted wells not constructed, repaired, or abandoned 5

3.*Owner's Name Bay Tank & Fabricating Company Inc 4.*Completion Date 04/08/2014 5. Florida Unique ID _____

6. 1810 Industrial Drive, Panama City 32405
*Well Location - Address, Road Name or Number, City, ZIP

7.*County Bay *Section 34 Land Grant _____ *Township 3S *Range 14W

8. Latitude 301059.505 Longitude 853826.253

9. Data Obtained From: ☒ GPS ____ Map ____ Survey Datum: ____ NAD 27 ____ NAD 83 ☒ WGS 84

10.*Type of Work: ☒ Construction ____ Repair ____ Modification ____ Abandonment

11.*Specify Intended Use(s) of Well(s):

____ Domestic
____ Bottled Water Supply
____ Public Water Supply (Limited Use/DOH)
____ Public Water Supply (Community or Non-Community/DEP)
____ Class I Injection
____ Landscape Irrigation
____ Recreation Area Irrigation
____ Agricultural Irrigation
____ Livestock
____ Nursery Irrigation
____ Commercial/Industrial
____ Golf Course Irrigation
____ Site Investigation
☒ Monitoring
____ Test
____ Earth-Coupled Geothermal
____ HVAC Supply
____ HVAC Return

Class V Injection: ____ Recharge ____ Commercial/Industrial Disposal ____ Aquifer Storage and Recovery ____ Drainage

Remediation: ____ Recovery ____ Air Sparge ____ Other (Describe) _____

____ Other (Describe) _____

12.*Drill Method: ☒ Auger ____ Cable Tool ____ Rotary ____ Combination (Two or More Methods) ____ Jetted ____ Sonic
____ Horizontal Drilling ____ Hydraulic Point (Direct Push) ____ Other _____

13.*Measured Static Water Level _____ ft. Measured Pumping Water Level _____ ft. After _____ Hours at _____ GPM

14.*Measuring Point (Describe) _____ Which is ____ ft. ____ Above ____ Below Land Surface *Flowing: ____ Yes ____ No

15.*Casing Material: ____ Black Steel ____ Galvanized ☒ PVC ____ Stainless Steel ____ Not Cased ____ Other _____

16.*Total Well Depth 12 ft. Cased Depth 2 ft. *Open Hole: From ____ To ____ ft. *Screen: From 2 To 12 ft. Slot Size .010

17.*Abandonment: ____ Other (Explain) _____

From ____ ft. To ____ ft. No. of Bags ____ Seal Material (Check One): ____ Neat Cement ____ Bentonite ____ Other ____
From ____ ft. To ____ ft. No. of Bags ____ Seal Material (Check One): ____ Neat Cement ____ Bentonite ____ Other ____
From ____ ft. To ____ ft. No. of Bags ____ Seal Material (Check One): ____ Neat Cement ____ Bentonite ____ Other ____
From ____ ft. To ____ ft. No. of Bags ____ Seal Material (Check One): ____ Neat Cement ____ Bentonite ____ Other ____
From ____ ft. To ____ ft. No. of Bags ____ Seal Material (Check One): ____ Neat Cement ____ Bentonite ____ Other ____

18.*Surface Casing Diameter and Depth:

Dia ____ in. From ____ ft. To ____ ft. No. of Bags ____ Seal Material (Check One): ____ Neat Cement ____ Bentonite ____ Other ____
Dia ____ in. From ____ ft. To ____ ft. No. of Bags ____ Seal Material (Check One): ____ Neat Cement ____ Bentonite ____ Other ____

19.*Primary Casing Diameter and Depth:

Dia 2 in. From 0 ft. To 2 ft. No. of Bags 1 Seal Material (Check One): ☒ Neat Cement ____ Bentonite ____ Other ____
Dia ____ in. From ____ ft. To ____ ft. No. of Bags ____ Seal Material (Check One): ____ Neat Cement ____ Bentonite ____ Other ____
Dia ____ in. From ____ ft. To ____ ft. No. of Bags ____ Seal Material (Check One): ____ Neat Cement ____ Bentonite ____ Other ____
Dia ____ in. From ____ ft. To ____ ft. No. of Bags ____ Seal Material (Check One): ____ Neat Cement ____ Bentonite ____ Other ____
Dia ____ in. From ____ ft. To ____ ft. No. of Bags ____ Seal Material (Check One): ____ Neat Cement ____ Bentonite ____ Other ____

20.*Liner Casing Diameter and Depth:

Dia ____ in. From ____ ft. To ____ ft. No. of Bags ____ Seal Material (Check One): ____ Neat Cement ____ Bentonite ____ Other ____
Dia ____ in. From ____ ft. To ____ ft. No. of Bags ____ Seal Material (Check One): ____ Neat Cement ____ Bentonite ____ Other ____
Dia ____ in. From ____ ft. To ____ ft. No. of Bags ____ Seal Material (Check One): ____ Neat Cement ____ Bentonite ____ Other ____

21.*Telescope Casing Diameter and Depth:

Dia ____ in. From ____ ft. To ____ ft. No. of Bags ____ Seal Material (Check One): ____ Neat Cement ____ Bentonite ____ Other ____
Dia ____ in. From ____ ft. To ____ ft. No. of Bags ____ Seal Material (Check One): ____ Neat Cement ____ Bentonite ____ Other ____
Dia ____ in. From ____ ft. To ____ ft. No. of Bags ____ Seal Material (Check One): ____ Neat Cement ____ Bentonite ____ Other ____

22. Pump Type (If Known):
____ Centrifugal ____ Jet ____ Submersible ____ Turbine
Horsepower _____ Pump Capacity (GPM) _____
Pump Depth _____ ft. Intake Depth _____ ft.

23. Chemical Analysis (When Required):
Iron _____ ppm Sulfate _____ ppm Chloride _____ ppm
____ Laboratory Test ____ Field Test Kit

24. Water Well Contractor:

*Contractor Name Jamison Short *License Number 3229 E-mail Address jshort@soearth.com

*Contractor's Signature _____ *Driller's Name (Print or Type) Jamison Short
(I certify that the information provided in this report is accurate and true.)

*Permit No. W201401914

SOUTHWEST FLORIDA WATER MANAGEMENT DISTRICT
2379 BROAD STREET, BROOKSVILLE, FL 34604-6899
PHONE: (352) 796-7211 or (800) 423-1476
WWW.SWFWMD.STATE.FL.US

ST. JOHNS RIVER WATER MANAGEMENT DISTRICT
4049 REID STREET, PALATKA, FL 32178-1429
PHONE: (386) 329-4500
WWW.SJRWMD.COM

NORTHWEST FLORIDA WATER MANAGEMENT DISTRICT
152 WATER MANAGEMENT DR., HAVANA, FL 32333-4712
(U.S. Highway 90, 10 miles west of Tallahassee)
PHONE: (850) 539-5999
WWW.NWFWMD.STATE.FL.US

SOUTH FLORIDA WATER MANAGEMENT DISTRICT
P.O. BOX 24680
3301 GUN CLUB ROAD
WEST PALM BEACH, FL 33416-4680
PHONE: (561) 686-8800
WWW.SFWMD.GOV

SUWANNEE RIVER WATER MANAGEMENT DISTRICT
9225 CR 49
LIVE OAK, FL 32060
PHONE: (386) 362-1001 or (800) 226-1066 (Florida only)
WWW.MYSUWANNEERIVER.COM

***DRILL CUTTINGS LOG** (Examine cuttings every 20 ft. or at formation changes. Note cavities and depth to producing zone. Grain Size: F=Fine, M=Medium, and C=Coarse)

From ft.	To ft.	Color	Grain Size (F, M, C)	Material

Comments: _____

***Detailed Site Map of Well Location**

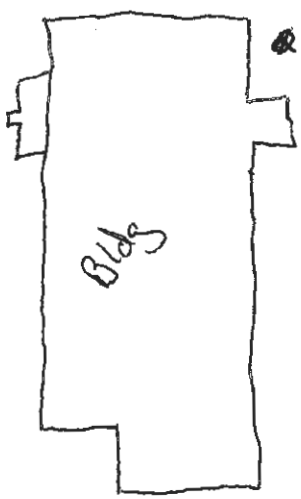

N

STATE OF FLORIDA WELL COMPLETION REPORT

☐ Southwest
■ Northwest
☐ St. Johns River
☐ South Florida
☐ Suwannee River
☐ DEP
☐ Delegated Authority (If Applicable) _____

PLEASE, FILL OUT ALL APPLICABLE FIELDS
(*Denotes Required Fields Where Applicable)

Date Stamp

Official Use Only

1.*Permit Number W201401914 *CUP/WUP Number _____ *DID Number _____ 62-524 Delineation No. _____

2.*Number of permitted wells constructed, repaired, or abandoned 5 *Number of permitted wells not constructed, repaired, or abandoned 5

3.*Owner's Name Bay Tank & Fabricating Company Inc 4.*Completion Date 04/08/2014 5. Florida Unique ID _____

6. 1810 Industrial Drive, Panama City 32405
*Well Location - Address, Road Name or Number, City, ZIP

7.*County Bay *Section 34 Land Grant _____ *Township 3S *Range 14W

8. Latitude 301059.505 Longitude 853826.253

9. Data Obtained From: ■ GPS ____ Map ____ Survey Datum: ____ NAD 27 ____ NAD 83 ■ WGS 84

10.*Type of Work: ■ Construction ____ Repair ____ Modification ____ Abandonment

11.*Specify Intended Use(s) of Well(s):

____ Domestic
____ Bottled Water Supply
____ Public Water Supply (Limited Use/DOH)
____ Public Water Supply (Community or Non-Community/DEP)
____ Class I Injection
____ Landscape Irrigation
____ Recreation Area Irrigation
____ Agricultural Irrigation
____ Livestock
____ Nursery Irrigation
____ Commercial/Industrial
____ Golf Course Irrigation
____ Site Investigation
■ Monitoring
____ Test
____ Earth-Coupled Geothermal
____ HVAC Supply
____ HVAC Return

Class V Injection: ____ Recharge ____ Commercial/Industrial Disposal ____ Aquifer Storage and Recovery ____ Drainage

Remediation: ____ Recovery ____ Air Sparge ____ Other (Describe) _____

____ Other (Describe) _____

12.*Drill Method: ■ Auger ____ Cable Tool ____ Rotary ____ Combination (Two or More Methods) ____ Jetted ____ Sonic
____ Horizontal Drilling ____ Hydraulic Point (Direct Push) ____ Other _____

13.*Measured Static Water Level _____ ft. Measured Pumping Water Level _____ ft. After _____ Hours at _____ GPM

14.*Measuring Point (Describe) _____ Which is ____ ft. ____ Above ____ Below Land Surface *Flowing: ____ Yes ____ No

15.*Casing Material: ____ Black Steel ____ Galvanized ■ PVC ____ Stainless Steel ____ Not Cased ____ Other _____

16.*Total Well Depth 12 ft. Cased Depth 2 ft. *Open Hole: From ____ To ____ ft. *Screen: From 2 To 12 ft. Slot Size .010

17.*Abandonment: ____ Other (Explain) _____

From ____ ft. To ____ ft. No. of Bags ____ Seal Material (Check One): ____ Neat Cement ____ Bentonite ____ Other ____
From ____ ft. To ____ ft. No. of Bags ____ Seal Material (Check One): ____ Neat Cement ____ Bentonite ____ Other ____
From ____ ft. To ____ ft. No. of Bags ____ Seal Material (Check One): ____ Neat Cement ____ Bentonite ____ Other ____
From ____ ft. To ____ ft. No. of Bags ____ Seal Material (Check One): ____ Neat Cement ____ Bentonite ____ Other ____
From ____ ft. To ____ ft. No. of Bags ____ Seal Material (Check One): ____ Neat Cement ____ Bentonite ____ Other ____

18.*Surface Casing Diameter and Depth:

Dia ____ in. From ____ ft. To ____ ft. No. of Bags ____ Seal Material (Check One): ____ Neat Cement ____ Bentonite ____ Other ____
Dia ____ in. From ____ ft. To ____ ft. No. of Bags ____ Seal Material (Check One): ____ Neat Cement ____ Bentonite ____ Other ____

19.*Primary Casing Diameter and Depth:

Dia 2 in. From 0 ft. To 2 ft. No. of Bags 1 Seal Material (Check One): ■ Neat Cement ____ Bentonite ____ Other ____
Dia ____ in. From ____ ft. To ____ ft. No. of Bags ____ Seal Material (Check One): ____ Neat Cement ____ Bentonite ____ Other ____
Dia ____ in. From ____ ft. To ____ ft. No. of Bags ____ Seal Material (Check One): ____ Neat Cement ____ Bentonite ____ Other ____
Dia ____ in. From ____ ft. To ____ ft. No. of Bags ____ Seal Material (Check One): ____ Neat Cement ____ Bentonite ____ Other ____
Dia ____ in. From ____ ft. To ____ ft. No. of Bags ____ Seal Material (Check One): ____ Neat Cement ____ Bentonite ____ Other ____

20.*Liner Casing Diameter and Depth:

Dia ____ in. From ____ ft. To ____ ft. No. of Bags ____ Seal Material (Check One): ____ Neat Cement ____ Bentonite ____ Other ____
Dia ____ in. From ____ ft. To ____ ft. No. of Bags ____ Seal Material (Check One): ____ Neat Cement ____ Bentonite ____ Other ____
Dia ____ in. From ____ ft. To ____ ft. No. of Bags ____ Seal Material (Check One): ____ Neat Cement ____ Bentonite ____ Other ____

21.*Telescope Casing Diameter and Depth:

Dia ____ in. From ____ ft. To ____ ft. No. of Bags ____ Seal Material (Check One): ____ Neat Cement ____ Bentonite ____ Other ____
Dia ____ in. From ____ ft. To ____ ft. No. of Bags ____ Seal Material (Check One): ____ Neat Cement ____ Bentonite ____ Other ____
Dia ____ in. From ____ ft. To ____ ft. No. of Bags ____ Seal Material (Check One): ____ Neat Cement ____ Bentonite ____ Other ____

22. Pump Type (If Known):
____ Centrifugal ____ Jet ____ Submersible ____ Turbine
Horsepower _____ Pump Capacity (GPM) _____
Pump Depth _____ ft. Intake Depth _____ ft.

23. Chemical Analysis (When Required):
Iron _____ ppm Sulfate _____ ppm Chloride _____ ppm
____ Laboratory Test ____ Field Test Kit

24. Water Well Contractor:

*Contractor Name Jamison Short *License Number 3229 E-mail Address jshort@soearth.com

*Contractor's Signature _____ *Driller's Name (Print or Type) Jamison Short
(I certify that the information provided in this report is accurate and true.)

*Permit No. W201401914

SOUTHWEST FLORIDA WATER MANAGEMENT DISTRICT
2379 BROAD STREET, BROOKSVILLE, FL 34604-6899
PHONE: (352) 796-7211 or (800) 423-1476
WWW.SWFWMD.STATE.FL.US

ST. JOHNS RIVER WATER MANAGEMENT DISTRICT
4049 REID STREET, PALATKA, FL 32178-1429
PHONE: (386) 329-4500
WWW.SJRWMD.COM

NORTHWEST FLORIDA WATER MANAGEMENT DISTRICT
152 WATER MANAGEMENT DR., HAVANA, FL 32333-4712
(U.S. Highway 90, 10 miles west of Tallahassee)
PHONE: (850) 539-5999
WWW.NWFWMD.STATE.FL.US

SOUTH FLORIDA WATER MANAGEMENT DISTRICT
P.O. BOX 24680
3301 GUN CLUB ROAD
WEST PALM BEACH, FL 33416-4680
PHONE: (561) 686-8800
WWW.SFWMD.GOV

SUWANNEE RIVER WATER MANAGEMENT DISTRICT
9225 CR 49
LIVE OAK, FL 32060
PHONE: (386) 362-1001 or (800) 226-1066 (Florida only)
WWW.MYSUWANNEERIVER.COM

***DRILL CUTTINGS LOG** (Examine cuttings every 20 ft. or at formation changes. Note cavities and depth to producing zone. Grain Size: F=Fine, M=Medium, and C=Coarse)

From_____ ft. To_____ ft. Color_____ Grain Size (F, M, C)_____ Material_____
From_____ ft. To_____ ft. Color_____ Grain Size (F, M, C)_____ Material_____
From_____ ft. To_____ ft. Color_____ Grain Size (F, M, C)_____ Material_____
From_____ ft. To_____ ft. Color_____ Grain Size (F, M, C)_____ Material_____
From_____ ft. To_____ ft. Color_____ Grain Size (F, M, C)_____ Material_____
From_____ ft. To_____ ft. Color_____ Grain Size (F, M, C)_____ Material_____
From_____ ft. To_____ ft. Color_____ Grain Size (F, M, C)_____ Material_____
From_____ ft. To_____ ft. Color_____ Grain Size (F, M, C)_____ Material_____
From_____ ft. To_____ ft. Color_____ Grain Size (F, M, C)_____ Material_____
From_____ ft. To_____ ft. Color_____ Grain Size (F, M, C)_____ Material_____
From_____ ft. To_____ ft. Color_____ Grain Size (F, M, C)_____ Material_____
From_____ ft. To_____ ft. Color_____ Grain Size (F, M, C)_____ Material_____
From_____ ft. To_____ ft. Color_____ Grain Size (F, M, C)_____ Material_____
From_____ ft. To_____ ft. Color_____ Grain Size (F, M, C)_____ Material_____
From_____ ft. To_____ ft. Color_____ Grain Size (F, M, C)_____ Material_____
From_____ ft. To_____ ft. Color_____ Grain Size (F, M, C)_____ Material_____
From_____ ft. To_____ ft. Color_____ Grain Size (F, M, C)_____ Material_____
From_____ ft. To_____ ft. Color_____ Grain Size (F, M, C)_____ Material_____
From_____ ft. To_____ ft. Color_____ Grain Size (F, M, C)_____ Material_____
From_____ ft. To_____ ft. Color_____ Grain Size (F, M, C)_____ Material_____
From_____ ft. To_____ ft. Color_____ Grain Size (F, M, C)_____ Material_____
From_____ ft. To_____ ft. Color_____ Grain Size (F, M, C)_____ Material_____
From_____ ft. To_____ ft. Color_____ Grain Size (F, M, C)_____ Material_____
From_____ ft. To_____ ft. Color_____ Grain Size (F, M, C)_____ Material_____
From_____ ft. To_____ ft. Color_____ Grain Size (F, M, C)_____ Material_____

Comments: _____

***Detailed Site Map of Well Location**

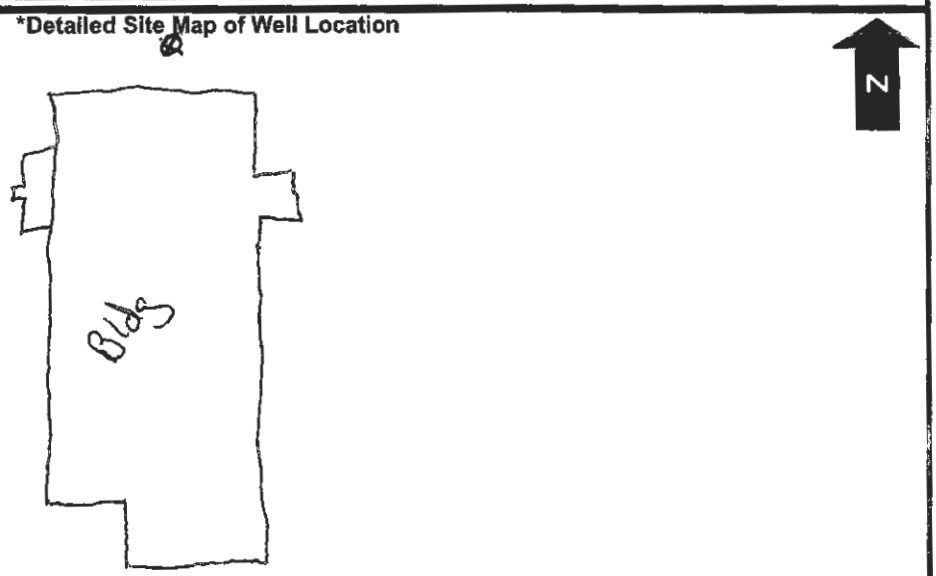

STATE OF FLORIDA WELL COMPLETION REPORT

☐Southwest
■Northwest
☐St. Johns River
☐South Florida
☐Suwannee River
☐DEP
☐Delegated Authority (If Applicable) _____

PLEASE, FILL OUT ALL APPLICABLE FIELDS
(*Denotes Required Fields Where Applicable)

Date Stamp

Official Use Only

1.*Permit Number W201401914 *CUP/WUP Number _____ *DID Number _____ 62-524 Delineation No. _____

2.*Number of permitted wells constructed, repaired, or abandoned 5 *Number of permitted wells not constructed, repaired, or abandoned 5

3.*Owner's Name Bay Tank & Fabricating Company Inc 4.*Completion Date 04/08/2014 5. Florida Unique ID _____

6. 1810 Industrial Drive, Panama City 32405
*Well Location - Address, Road Name or Number, City, ZIP

7.*County Bay *Section 34 Land Grant _____ *Township 3S *Range 14W

8. Latitude 301059.505 Longitude 853826.253

9. Data Obtained From: ■ GPS ___ Map ___ Survey Datum: ___ NAD 27 ___ NAD 83 ■ WGS 84

10.*Type of Work: ■ Construction ___ Repair ___ Modification ___ Abandonment

11.*Specify Intended Use(s) of Well(s):

___ Domestic
___ Bottled Water Supply
___ Public Water Supply (Limited Use/DOH)
___ Public Water Supply (Community or Non-Community/DEP)
___ Class I Injection
___ Landscape Irrigation
___ Recreation Area Irrigation
___ Agricultural Irrigation
___ Livestock
___ Nursery Irrigation
___ Commercial/Industrial
___ Golf Course Irrigation
___ Site Investigation
■ Monitoring
___ Test
___ Earth-Coupled Geothermal
___ HVAC Supply
___ HVAC Return

Class V Injection: ___ Recharge ___ Commercial/Industrial Disposal ___ Aquifer Storage and Recovery ___ Drainage

Remediation: ___ Recovery ___ Air Sparge ___ Other (Describe) _____

___ Other (Describe) _____

12.*Drill Method: ___ Auger ___ Cable Tool ___ Rotary ___ Combination (Two or More Methods) ___ Jetted ___ Sonic ___ Horizontal Drilling ■ Hydraulic Point (Direct Push) ___ Other _____

13.*Measured Static Water Level _____ ft. Measured Pumping Water Level _____ ft. After _____ Hours at _____ GPM

14.*Measuring Point (Describe) _____ Which is ___ ft. ___ Above ___ Below Land Surface *Flowing: ___ Yes ___ No

15.*Casing Material: ___ Black Steel ___ Galvanized ■ PVC ___ Stainless Steel ___ Not Cased ___ Other _____

16.*Total Well Depth 12 ft. Cased Depth 2 ft. *Open Hole: From ___ To ___ ft. *Screen: From 2 To 12 ft. Slot Size .010

17.*Abandonment: ___ Other (Explain) _____

From ___ ft. To ___ ft. No. of Bags ___ Seal Material (Check One): ___ Neat Cement ___ Bentonite ___ Other ___
From ___ ft. To ___ ft. No. of Bags ___ Seal Material (Check One): ___ Neat Cement ___ Bentonite ___ Other ___
From ___ ft. To ___ ft. No. of Bags ___ Seal Material (Check One): ___ Neat Cement ___ Bentonite ___ Other ___
From ___ ft. To ___ ft. No. of Bags ___ Seal Material (Check One): ___ Neat Cement ___ Bentonite ___ Other ___
From ___ ft. To ___ ft. No. of Bags ___ Seal Material (Check One): ___ Neat Cement ___ Bentonite ___ Other ___

18.*Surface Casing Diameter and Depth:

Dia ___ in. From ___ ft. To ___ ft. No. of Bags ___ Seal Material (Check One): ___ Neat Cement ___ Bentonite ___ Other ___
Dia ___ in. From ___ ft. To ___ ft. No. of Bags ___ Seal Material (Check One): ___ Neat Cement ___ Bentonite ___ Other ___

19.*Primary Cesing Diameter and Depth:

Dia 1 in. From 0 ft. To 2 ft. No. of Bags 1 Seal Material (Check One): ■ Neat Cement ___ Bentonite ___ Other ___
Dia ___ in. From ___ ft. To ___ ft. No. of Bags ___ Seal Material (Check One): ___ Neat Cement ___ Bentonite ___ Other ___
Dia ___ in. From ___ ft. To ___ ft. No. of Bags ___ Seal Material (Check One): ___ Neat Cement ___ Bentonite ___ Other ___
Dia ___ in. From ___ ft. To ___ ft. No. of Bags ___ Seal Material (Check One): ___ Neat Cement ___ Bentonite ___ Other ___
Dia ___ in. From ___ ft. To ___ ft. No. of Bags ___ Seal Material (Check One): ___ Neat Cement ___ Bentonite ___ Other ___

20.*Liner Casing Diameter and Depth:

Dia ___ in. From ___ ft. To ___ ft. No. of Bags ___ Seal Material (Check One): ___ Neat Cement ___ Bentonite ___ Other ___
Dia ___ in. From ___ ft. To ___ ft. No. of Bags ___ Seal Material (Check One): ___ Neat Cement ___ Bentonite ___ Other ___
Dia ___ in. From ___ ft. To ___ ft. No. of Bags ___ Seal Material (Check One): ___ Neat Cement ___ Bentonite ___ Other ___

21.*Telescope Casing Diameter and Depth:

Dia ___ in. From ___ ft. To ___ ft. No. of Bags ___ Seal Material (Check One): ___ Neat Cement ___ Bentonite ___ Other ___
Dia ___ in. From ___ ft. To ___ ft. No. of Bags ___ Seal Material (Check One): ___ Neat Cement ___ Bentonite ___ Other ___
Dia ___ in. From ___ ft. To ___ ft. No. of Bags ___ Seal Material (Check One): ___ Neat Cement ___ Bentonite ___ Other ___

22. Pump Type (If Known):
___ Centrifugal ___ Jet ___ Submersible ___ Turbine
Horsepower _____ Pump Capacity (GPM) _____
Pump Depth ___ ft. Intake Depth ___ ft.

23. Chemical Analysis (When Required):
Iron ___ ppm Sulfate ___ ppm Chloride ___ ppm
___ Laboratory Test ___ Field Test Kit

24. Water Well Contractor:

*Contractor Name Jamison Short *License Number 3229 E-mail Address jshort@soearth.com

*Contractor's Signature _____ *Driller's Name (Print or Type) Jamison Short
(I certify that the information provided in this report is accurate and true.)

*Permit No. W201401914

SOUTHWEST FLORIDA WATER MANAGEMENT DISTRICT
2379 BROAD STREET, BROOKSVILLE, FL 34604-6899
PHONE: (352) 796-7211 or (800) 423-1476
WWW.SWFWMD.STATE.FL.US

ST. JOHNS RIVER WATER MANAGEMENT DISTRICT
4049 REID STREET, PALATKA, FL 32178-1429
PHONE: (386) 329-4500
WWW.SJRWMD.COM

NORTHWEST FLORIDA WATER MANAGEMENT DISTRICT
152 WATER MANAGEMENT DR., HAVANA, FL 32333-4712
(U.S. Highway 90, 10 miles west of Tallahassee)
PHONE: (850) 539-5999
WWW.NWFWMD.STATE.FL.US

SOUTH FLORIDA WATER MANAGEMENT DISTRICT
P.O. BOX 24680
3301 GUN CLUB ROAD
WEST PALM BEACH, FL 33416-4680
PHONE: (561) 686-8800
WWW.SFWMD.GOV

SUWANNEE RIVER WATER MANAGEMENT DISTRICT
9225 CR 49
LIVE OAK, FL 32060
PHONE: (386) 362-1001 or (800) 226-1066 (Florida only)
WWW.MYSUWANNEERIVER.COM

***DRILL CUTTINGS LOG** (Examine cuttings every 20 ft. or at formation changes. Note cavities and depth to producing zone. Grain Size: F=Fine, M=Medium, and C=Coarse)

From	To	Color	Grain Size (F, M, C)	Material
From ft.	To ft.	Color	Grain Size (F, M, C)	Material
From ft.	To ft.	Color	Grain Size (F, M, C)	Material
From ft.	To ft.	Color	Grain Size (F, M, C)	Material
From ft.	To ft.	Color	Grain Size (F, M, C)	Material
From ft.	To ft.	Color	Grain Size (F, M, C)	Material
From ft.	To ft.	Color	Grain Size (F, M, C)	Material
From ft.	To ft.	Color	Grain Size (F, M, C)	Material
From ft.	To ft.	Color	Grain Size (F, M, C)	Material
From ft.	To ft.	Color	Grain Size (F, M, C)	Material
From ft.	To ft.	Color	Grain Size (F, M, C)	Material
From ft.	To ft.	Color	Grain Size (F, M, C)	Material
From ft.	To ft.	Color	Grain Size (F, M, C)	Material
From ft.	To ft.	Color	Grain Size (F, M, C)	Material
From ft.	To ft.	Color	Grain Size (F, M, C)	Material
From ft.	To ft.	Color	Grain Size (F, M, C)	Material
From ft.	To ft.	Color	Grain Size (F, M, C)	Material
From ft.	To ft.	Color	Grain Size (F, M, C)	Material
From ft.	To ft.	Color	Grain Size (F, M, C)	Material
From ft.	To ft.	Color	Grain Size (F, M, C)	Material
From ft.	To ft.	Color	Grain Size (F, M, C)	Material
From ft.	To ft.	Color	Grain Size (F, M, C)	Material
From ft.	To ft.	Color	Grain Size (F, M, C)	Material
From ft.	To ft.	Color	Grain Size (F, M, C)	Material

Comments: Was installed with Direct push do to overhead power lines.

***Detailed Site Map of Well Location**

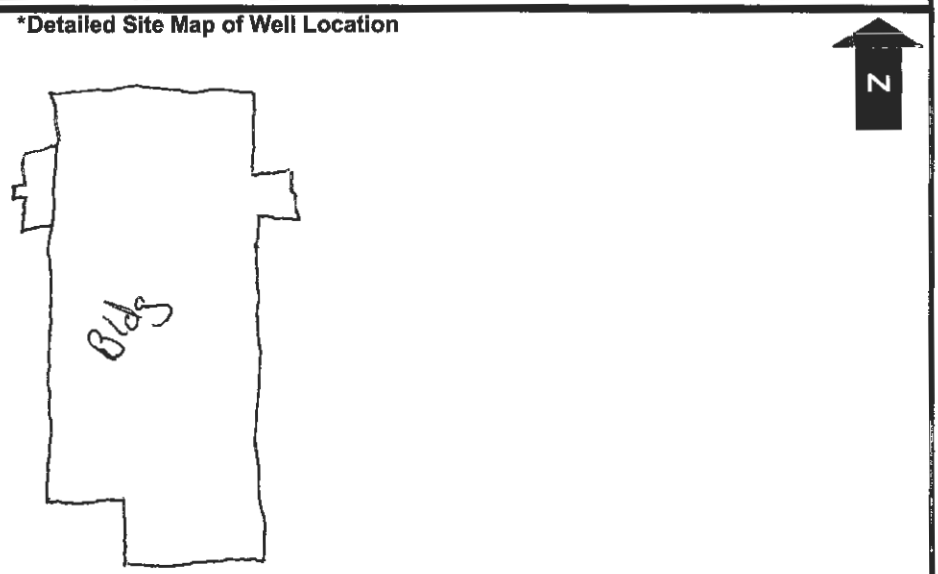

STATE OF FLORIDA WELL COMPLETION REPORT

☐ Southwest
■ Northwest
☐ St. Johns River
☐ South Florida
☐ Suwannee River
☐ DEP
☐ Delegated Authority (If Applicable) _____

PLEASE, FILL OUT ALL APPLICABLE FIELDS
(*Denotes Required Fields Where Applicable)

Date Stamp

Official Use Only

1.*Permit Number W201402203 *CUP/WUP Number _____ *DID Number _____ 62-524 Delineation No. _____

2.*Number of permitted wells constructed, repaired, or abandoned 1 *Number of permitted wells not constructed, repaired, or abandoned 9

3.*Owner's Name Bay Tank and Fabrication Co. Inc. 4.*Completion Date 05/06/2014 5. Florida Unique ID _____

6. 1810 Industrial Drive, Panama City, 32444
*Well Location - Address, Road Name or Number, City, ZIP

7.*County Bay *Section 34 Land Grant _____ *Township 03S *Range 14W

8. Latitude 301059.505 Longitude 853826.253

9. Data Obtained From: ■ GPS ____ Map ____ Survey Datum: ____ NAD 27 ____ NAD 83 ■ WGS 84

10.*Type of Work: ■ Construction ____ Repair ____ Modification ____ Abandonment

11.*Specify Intended Use(s) of Well(s):

____ Domestic
____ Bottled Water Supply
____ Public Water Supply (Limited Use/DOH)
____ Public Water Supply (Community or Non-Community/DEP)
____ Class I Injection
____ Landscape Irrigation
____ Recreation Area Irrigation
____ Agricultural Irrigation
____ Livestock
____ Nursery Irrigation
____ Commercial/Industrial
____ Golf Course Irrigation
____ Site Investigation
■ Monitoring
____ Test
____ Earth-Coupled Geothermal
____ HVAC Supply
____ HVAC Return

Class V Injection: ____ Recharge ____ Commercial/Industrial Disposal ____ Aquifer Storage and Recovery ____ Drainage

Remediation: ____ Recovery ____ Air Sparge ____ Other (Describe) _____

____ Other (Describe) _____

12.*Drill Method: ■ Auger ____ Cable Tool ____ Rotary ____ Combination (Two or More Methods) ____ Jetted ____ Sonic
____ Horizontal Drilling ____ Hydraulic Point (Diract Push) ____ Other _____

13.*Measured Static Water Level _____ ft. Measured Pumping Water Level _____ ft. After _____ Hours at _____ GPM

14.*Measuring Point (Describe) _____ Which is ____ ft. ____ Above ____ Below Land Surface *Flowing: ____ Yes ____ No

15.*Casing Material: ____ Black Steel ____ Galvanized ■ PVC ____ Stainless Steel ____ Not Cased ____ Other _____

16.*Total Well Depth 12 ft. Cased Depth 2 ft. *Open Hole: From ____ To ____ ft. *Screen: From 2 To 12 ft. Slot Size .010

17.*Abandonment: ____ Other (Explain) _____

From ____ ft. To ____ ft. No. of Bags ____ Seal Material (Check One): ____ Neat Cement ____ Bentonite ____ Other ____
From ____ ft. To ____ ft. No. of Bags ____ Seal Material (Check One): ____ Neat Cement ____ Bentonite ____ Other ____
From ____ ft. To ____ ft. No. of Bags ____ Seal Material (Check One): ____ Neat Cement ____ Bentonite ____ Other ____
From ____ ft. To ____ ft. No. of Bags ____ Seal Material (Check One): ____ Neat Cement ____ Bentonite ____ Other ____
From ____ ft. To ____ ft. No. of Bags ____ Seal Material (Check One): ____ Neat Cement ____ Bentonite ____ Other ____

18.*Surface Casing Diameter and Depth:

Dia ____ in. From ____ ft. To ____ ft. No. of Bags ____ Seal Material (Check One): ____ Neat Cement ____ Bentonite ____ Other ____
Die ____ in. From ____ ft. To ____ ft. No. of Bags ____ Seal Material (Check One): ____ Neat Cement ____ Bentonite ____ Other ____

19.*Primary Casing Diameter and Depth:

Dia 2 in. From 0 ft. To 2 ft. No. of Bags 1 Seal Material (Check One): ■ Neat Cement ____ Bentonite ____ Other ____
Dia ____ in. From ____ ft. To ____ ft. No. of Bags ____ Seal Material (Check One): ____ Neat Cement ____ Bentonite ____ Other ____
Dia ____ in. From ____ ft. To ____ ft. No. of Bags ____ Seal Material (Check One): ____ Neat Cement ____ Bentonite ____ Other ____
Dia ____ in. From ____ ft. To ____ ft. No. of Bags ____ Seal Material (Check One): ____ Neat Cement ____ Bentonite ____ Other ____
Dia ____ in. From ____ ft. To ____ ft. No. of Bags ____ Seal Material (Check One): ____ Neat Cement ____ Bentonite ____ Other ____

20.*Liner Casing Diameter and Depth:

Dia ____ in. From ____ ft. To ____ ft. No. of Bags ____ Seal Material (Check One): ____ Neat Cement ____ Bentonite ____ Other ____
Dia ____ in. From ____ ft. To ____ ft. No. of Bags ____ Seal Material (Check One): ____ Neat Cement ____ Bentonite ____ Other ____
Dia ____ in. From ____ ft. To ____ ft. No. of Bags ____ Seal Material (Check One): ____ Neat Cement ____ Bentonite ____ Other ____

21.*Telescope Casing Diameter and Depth:

Dia ____ in. From ____ ft. To ____ ft. No. of Bags ____ Seal Material (Check One): ____ Neat Cement ____ Bentonite ____ Other ____
Dia ____ in. From ____ ft. To ____ ft. No. of Bags ____ Seal Material (Check One): ____ Neat Cement ____ Bentonite ____ Other ____
Dia ____ in. From ____ ft. To ____ ft. No. of Bags ____ Seal Material (Check One): ____ Neat Cement ____ Bentonite ____ Other ____

22. Pump Type (If Known):
____ Centrifugal ____ Jet ____ Submersible ____ Turbine
Horsepower _____ Pump Capacity (GPM) _____
Pump Depth _____ ft. Intake Depth _____ ft.

23. Chemical Analysis (When Required):
Iron _____ ppm Sulfate _____ ppm Chloride _____ ppm
____ Laboratory Test ____ Field Test Kit

24. Water Well Contractor:

*Contractor Name Jamison L Short *License Number 3229 E-mail Address jshort@soearth.com

*Contractor's Signature _____ *Driller's Name (Print or Type) Jamison Short
(I certify that the information provided in this report is accurate and true.)

*Permit No. W201402203

SOUTHWEST FLORIDA WATER MANAGEMENT DISTRICT
2379 BROAD STREET, BROOKSVILLE, FL 34604-6899
PHONE: (352) 796-7211 or (800) 423-1476
WWW.SWFWMD.STATE.FL.US

ST. JOHNS RIVER WATER MANAGEMENT DISTRICT
4049 REID STREET, PALATKA, FL 32178-1429
PHONE: (386) 329-4500
WWW.SJRWMD.COM

NORTHWEST FLORIDA WATER MANAGEMENT DISTRICT
152 WATER MANAGEMENT DR., HAVANA, FL 32333-4712
(U.S. Highway 90, 10 miles west of Tallahassee)
PHONE: (850) 539-5999
WWW.NWFWMD.STATE.FL.US

SOUTH FLORIDA WATER MANAGEMENT DISTRICT
P.O. BOX 24680
3301 GUN CLUB ROAD
WEST PALM BEACH, FL 33416-4680
PHONE: (561) 686-8800
WWW.SFWMD.GOV

SUWANNEE RIVER WATER MANAGEMENT DISTRICT
9225 CR 49
LIVE OAK, FL 32060
PHONE: (386) 362-1001 or (800) 226-1066 (Florida only)
WWW.MYSUWANNEERIVER.COM

***DRILL CUTTINGS LOG** (Examine cuttings every 20 ft. or at formation changes. Note cavities and depth to producing zone. Grain Size: F=Fine, M=Medium, and C=Coarse)

From	To	Color	Grain Size (F, M, C)	Material
From_____ ft.	To_____ ft.	Color_____	Grain Size (F, M, C)_____	Material_____
From_____ ft.	To_____ ft.	Color_____	Grain Size (F, M, C)_____	Material_____
From_____ ft.	To_____ ft.	Color_____	Grain Size (F, M, C)_____	Material_____
From_____ ft.	To_____ ft.	Color_____	Grain Size (F, M, C)_____	Material_____
From_____ ft.	To_____ ft.	Color_____	Grain Size (F, M, C)_____	Material_____
From_____ ft.	To_____ ft.	Color_____	Grain Size (F, M, C)_____	Material_____
From_____ ft.	To_____ ft.	Color_____	Grain Size (F, M, C)_____	Material_____
From_____ ft.	To_____ ft.	Color_____	Grain Size (F, M, C)_____	Material_____
From_____ ft.	To_____ ft.	Color_____	Grain Size (F, M, C)_____	Material_____
From_____ ft.	To_____ ft.	Color_____	Grain Size (F, M, C)_____	Material_____
From_____ ft.	To_____ ft.	Color_____	Grain Size (F, M, C)_____	Material_____
From_____ ft.	To_____ ft.	Color_____	Grain Size (F, M, C)_____	Material_____
From_____ ft.	To_____ ft.	Color_____	Grain Size (F, M, C)_____	Material_____
From_____ ft.	To_____ ft.	Color_____	Grain Size (F, M, C)_____	Material_____
From_____ ft.	To_____ ft.	Color_____	Grain Size (F, M, C)_____	Material_____
From_____ ft.	To_____ ft.	Color_____	Grain Size (F, M, C)_____	Material_____
From_____ ft.	To_____ ft.	Color_____	Grain Size (F, M, C)_____	Material_____
From_____ ft.	To_____ ft.	Color_____	Grain Size (F, M, C)_____	Material_____
From_____ ft.	To_____ ft.	Color_____	Grain Size (F, M, C)_____	Material_____
From_____ ft.	To_____ ft.	Color_____	Grain Size (F, M, C)_____	Material_____
From_____ ft.	To_____ ft.	Color_____	Grain Size (F, M, C)_____	Material_____
From_____ ft.	To_____ ft.	Color_____	Grain Size (F, M, C)_____	Material_____
From_____ ft.	To_____ ft.	Color_____	Grain Size (F, M, C)_____	Material_____
From_____ ft.	To_____ ft.	Color_____	Grain Size (F, M, C)_____	Material_____
From_____ ft.	To_____ ft.	Color_____	Grain Size (F, M, C)_____	Material_____

Comments: _____

***Detailed Site Map of Well Location**

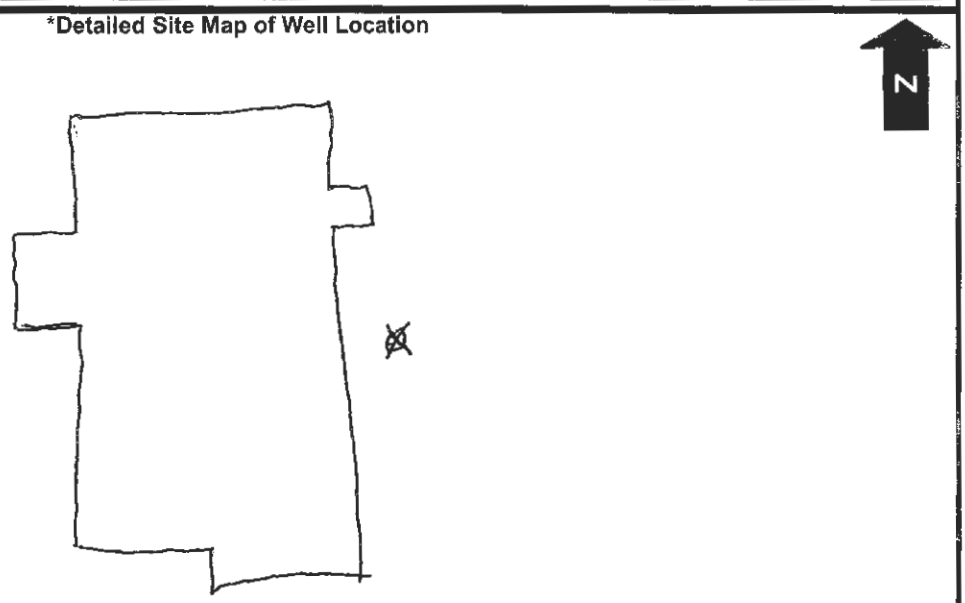

APPENDIX E

WELL CONSTRUCTION AND DEVELOPMENT LOG

WELL CONSTRUCTION DATA

Well Number: MW-1	Site Name: Former Bay Tank & Fabricating	FDEP Facility I.D. Number:	Well Install Date(s): 4/8/2014

Well Location and Type (check appropriate boxes):
- [x] On-Site
- [ ] Right-of-Way
- [ ] Off-Site Private Property
- [x] Above Grade (AG)
- [ ] Flush-to-Grade

If AG, list feet of riser above land surface: 3'

Well Purpose:
- [ ] Perched Monitoring
- [x] Shallow (Water-Table) Monitoring
- [ ] Intermediate or Deep Monitoring
- [ ] Remediation or Other (describe)

Well Install Method: Hollow-Stem Auger

Surface Casing Install Method: N/A

Borehole Depth (feet): 14.4	Well Depth (feet): 14.4	Borehole Diameter (inches): 6.25	Manhole Diameter (inches):

Well Pad Size: ____ feet by ____ feet

Riser Diameter and Material: 2" PVC	Riser/Screen Connections: [x] Flush-Threaded [ ] Other (describe)	Riser Length: 4.2 feet from 0 feet to 4.2 feet
Screen Diameter and Material: 2" PVC	Screen Slot Size: 0.010"	Screen Length: 10 feet from 4.2 feet to 14.2 feet
1st Surface Casing Material: also check: [ ] Permanent [ ] Temporary	1st Surface Casing I.D. (inches):	1st Surface Casing Length: ____ feet from ____ feet to ____ feet
2nd Surface Casing Material: also check: [ ] Permanent [ ] Temporary	2nd Surface Casing I.D. (inches):	2nd Surface Casing Length: ____ feet from ____ feet to ____ feet
3rd Surface Casing Material: also check: [ ] Permanent [ ] Temporary	3rd Surface Casing I.D. (inches):	3rd Surface Casing Length: ____ feet from ____ feet to ____ feet
Filter Pack Material and Size: 20/30 Sand	Prepacked Filter Around Screen (check one): [ ] Yes [x] No	Filter Pack Length: 10 feet from 4.2 feet to 14.2 feet
Filter Pack Seal Material and Size: Fine Sand		Filter Pack Seal Length: 2 feet from 2.2 feet to 4.2 feet
Surface Seal Material: Neat Portland Cement		Surface Seal Length: 2.2 feet from 0 feet to 2.2 feet

WELL DEVELOPMENT DATA

Well Development Date: 4/8/2014	Well Development Method (check one): [ ] Surge/Pump [x] Pump [ ] Compressed Air [ ] Other (describe)	
Development Pump Type (check): [ ] Centrifugal [ ] Peristaltic [x] Submersible [ ] Other (describe)	Depth to Groundwater (before developing in feet): 5.16	
Pumping Rate (gallons per minute): 0.5	Maximum Drawdown of Groundwater During Development (feet): 1.87	Well Purged Dry (check one): [ ] Yes [x] No
Pumping Condition (check one): [x] Continuous [ ] Intermittent	Total Development Water Removed (gallons): 15	Development Duration (minutes): 30
Development Water Drummed (check one): [ ] Yes [x] No		
Water Appearance (color and odor) At Start of Development: Tan/No odor	Water Appearance (color and odor) At End of Development: Clear/No odor	

WELL CONSTRUCTION OR DEVELOPMENT REMARKS

WELL CONSTRUCTION AND DEVELOPMENT LOG

WELL CONSTRUCTION DATA

Well Number: MW-2	Site Name: Former Bay Tank & Fabricating	FDEP Facility I.D. Number:	Well Install Date(s): 4/8/2014

Well Location and Type (check appropriate boxes):
- [x] On-Site
- [ ] Right-of-Way
- [ ] Off-Site Private Property
- [x] Above Grade (AG)
- [ ] Flush-to-Grade

If AG, list feet of riser above land surface: 3'

Well Purpose:
- [ ] Perched Monitoring
- [x] Shallow (Water-Table) Monitoring
- [ ] Intermediate or Deep Monitoring
- [ ] Remediation or Other (describe)

Well Install Method: Hollow-Stem Auger

Surface Casing Install Method: N/A

Borehole Depth (feet): 12.2	Well Depth (feet): 12.2	Borehole Diameter (inches): 6.25	Manhole Diameter (inches):

Well Pad Size: ____ feet by ____ feet

Riser Diameter and Material: 2" PVC	Riser/Screen Connections: [x] Flush-Threaded [ ] Other (describe)	Riser Length: 2 feet from 0 feet to 2 feet
Screen Diameter and Material: 2" PVC	Screen Slot Size: 0.010"	Screen Length: 10 feet from 2 feet to 12 feet
1st Surface Casing Material: also check: [ ] Permanent [ ] Temporary	1st Surface Casing I.D. (inches):	1st Surface Casing Length: ____ feet from ____ feet to ____ feet
2nd Surface Casing Material: also check: [ ] Permanent [ ] Temporary	2nd Surface Casing I.D. (inches):	2nd Surface Casing Length: ____ feet from ____ feet to ____ feet
3rd Surface Casing Material: also check: [ ] Permanent [ ] Temporary	3rd Surface Casing I.D. (inches):	3rd Surface Casing Length: ____ feet from ____ feet to ____ feet
Filter Pack Material and Size: 20/30 Sand	Prepacked Filter Around Screen (check one): [ ] Yes [x] No	Filter Pack Length: 10 feet from 2 feet to 12 feet
Filter Pack Seal Material and Size: Fine Sand		Filter Pack Seal Length: 1 feet from 1 feet to 2 feet
Surface Seal Material: Neat Portland Cement		Surface Seal Length: 1 feet from 0 feet to 1 feet

WELL DEVELOPMENT DATA

Well Development Date: 4/8/2014	Well Development Method (check one): [ ] Surge/Pump [x] Pump [ ] Compressed Air [ ] Other (describe)	
Development Pump Type (check): [ ] Centrifugal [ ] Peristaltic [x] Submersible [ ] Other (describe)	Depth to Groundwater (before developing in feet): 1.86	
Pumping Rate (gallons per minute): 0.5	Maximum Drawdown of Groundwater During Development (feet): 10.14	Well Purged Dry (check one): [x] Yes [ ] No
Pumping Condition (check one): [ ] Continuous [x] Intermittent	Total Development Water Removed (gallons): 5	Development Duration (minutes): 30
Development Water Drummed (check one): [ ] Yes [x] No		
Water Appearance (color and odor) At Start of Development: Tan/No odor	Water Appearance (color and odor) At End of Development: Tan/No odor	

WELL CONSTRUCTION OR DEVELOPMENT REMARKS

WELL CONSTRUCTION AND DEVELOPMENT LOG

WELL CONSTRUCTION DATA

Well Number: MW-3	Site Name: Former Bay Tank & Fabricating	FDEP Facility I.D. Number:	Well Install Date(s): 4/8/2014

Well Location and Type (check appropriate boxes):
- [x] On-Site
- [ ] Right-of-Way
- [ ] Off-Site Private Property
- [x] Above Grade (AG)
- [ ] Flush-to-Grade

If AG, list feet of riser above land surface: 3'

Well Purpose:
- [ ] Perched Monitoring
- [x] Shallow (Water-Table) Monitoring
- [ ] Intermediate or Deep Monitoring
- [ ] Remediation or Other (describe)

Well Install Method: Hollow-Stem Auger

Surface Casing Install Method: N/A

Borehole Depth (feet): 12.10	Well Depth (feet): 12.10	Borehole Diameter (inches): 6.25	Manhole Diameter (inches):

Well Pad Size: ____ feet by ____ feet

Riser Diameter and Material: 2" PVC	Riser/Screen Connections: [x] Flush-Threaded [ ] Other (describe)	Riser Length: 1.90 feet; from 0 feet to 1.90 feet
Screen Diameter and Material: 2" PVC	Screen Slot Size: 0.010"	Screen Length: 10 feet; from 1.90 feet to 11.90 feet
1st Surface Casing Material: also check: [ ] Permanent [ ] Temporary	1st Surface Casing I.D. (inches):	1st Surface Casing Length: ____ feet; from ____ feet to ____ feet
2nd Surface Casing Material: also check: [ ] Permanent [ ] Temporary	2nd Surface Casing I.D. (inches):	2nd Surface Casing Length: ____ feet; from ____ feet to ____ feet
3rd Surface Casing Material: also check: [ ] Permanent [ ] Temporary	3rd Surface Casing I.D. (inches):	3rd Surface Casing Length: ____ feet; from ____ feet to ____ feet
Filter Pack Material and Size: 20/30 Sand	Prepacked Filter Around Screen (check one): [ ] Yes [x] No	Filter Pack Length: 10 feet; from 1.90 feet to 11.90 feet
Filter Pack Seal Material and Size: Fine Sand		Filter Pack Seal Length: 1 feet; from 0.9 feet to 1.90 feet
Surface Seal Material: Neat Portland Cement		Surface Seal Length: 0.9 feet; from 0 feet to 0.9 feet

WELL DEVELOPMENT DATA

Well Development Date: 4/8/2014

Well Development Method (check one): [ ] Surge/Pump [x] Pump [ ] Compressed Air [ ] Other (describe)

Development Pump Type (check): [ ] Centrifugal [ ] Peristaltic [x] Submersible [ ] Other (describe)

Depth to Groundwater (before developing in feet): 2.19

Pumping Rate (gallons per minute): 0.5

Maximum Drawdown of Groundwater During Development (feet): 3.60

Well Purged Dry (check one): [ ] Yes [x] No

Pumping Condition (check one): [ ] Continuous [x] Intermittent

Total Development Water Removed (gallons): 15

Development Duration (minutes): 30

Development Water Drummed (check one): [ ] Yes [x] No

Water Appearance (color and odor) At Start of Development: Brown/No odor

Water Appearance (color and odor) At End of Development: Light brown/No odor

WELL CONSTRUCTION OR DEVELOPMENT REMARKS

WELL CONSTRUCTION AND DEVELOPMENT LOG

WELL CONSTRUCTION DATA

Well Number: MW-4	Site Name: Former Bay Tank & Fabricating	FDEP Facility I.D. Number:	Well Install Date(s): 4/8/2014

Well Location and Type (check appropriate boxes):
- [x] On-Site
- [ ] Right-of-Way
- [ ] Off-Site Private Property
- [x] Above Grade (AG)
- [ ] Flush-to-Grade

If AG, list feet of riser above land surface: 3'

Well Purpose:
- [ ] Perched Monitoring
- [x] Shallow (Water-Table) Monitoring
- [ ] Intermediate or Deep Monitoring
- [ ] Remediation or Other (describe)

Well Install Method: Hollow-Stem Auger

Surface Casing Install Method: N/A

Borehole Depth (feet): 11.8	Well Depth (feet): 11.8	Borehole Diameter (inches): 6.25	Manhole Diameter (inches):

Well Pad Size: ____ feet by ____ feet

Riser Diameter and Material: 2" PVC	Riser/Screen Connections: [x] Flush-Threaded [ ] Other (describe)	Riser Length: 1.6 feet from 0 feet to 1.6 feet
Screen Diameter and Material: 2" PVC	Screen Slot Size: 0.010"	Screen Length: 10 feet from 1.6 feet to 11.6 feet
1st Surface Casing Material: also check: [ ] Permanent [ ] Temporary	1st Surface Casing I.D. (inches):	1st Surface Casing Length: ____ feet from ____ feet to ____ feet
2nd Surface Casing Material: also check: [ ] Permanent [ ] Temporary	2nd Surface Casing I.D. (inches):	2nd Surface Casing Length: ____ feet from ____ feet to ____ feet
3rd Surface Casing Material: also check: [ ] Permanent [ ] Temporary	3rd Surface Casing I.D. (inches):	3rd Surface Casing Length: ____ feet from ____ feet to ____ feet
Filter Pack Material and Size: 20/30 Sand	Prepacked Filter Around Screen (check one): [ ] Yes [x] No	Filter Pack Length: 10 feet from 1.6 feet to 11.6 feet
Filter Pack Seal Material and Size: Fine Sand		Filter Pack Seal Length: 1 feet from 0.6 feet to 1.6 feet
Surface Seal Material: Neat Portland Cement		Surface Seal Length: 0.6 feet from 0 feet to 0.6 feet

WELL DEVELOPMENT DATA

Well Development Date: 4/8/2014	Well Development Method (check one): [ ] Surge/Pump [x] Pump [ ] Compressed Air [ ] Other (describe)	
Development Pump Type (check): [ ] Centrifugal [ ] Peristaltic [x] Submersible [ ] Other (describe)	Depth to Groundwater (before developing in feet): 2.21	
Pumping Rate (gallons per minute): 0.5	Maximum Drawdown of Groundwater During Development (feet): 3.84	Well Purged Dry (check one): [ ] Yes [x] No
Pumping Condition (check one): [ ] Continuous [x] Intermittent	Total Development Water Removed (gallons): 15	Development Duration (minutes): 30
Development Water Drummed (check one): [ ] Yes [x] No		
Water Appearance (color and odor) At Start of Development: Dark Brown/No odor	Water Appearance (color and odor) At End of Development: Cloudy/No odor	

WELL CONSTRUCTION OR DEVELOPMENT REMARKS

WELL CONSTRUCTION AND DEVELOPMENT LOG

WELL CONSTRUCTION DATA

Well Number: MW-5	Site Name: Former Bay Tank & Fabricating	FDEP Facility I.D. Number:	Well Install Date(s): 4/8/2014

Well Location and Type (check appropriate boxes):
- [x] On-Site
- [ ] Right-of-Way
- [ ] Off-Site Private Property
- [x] Above Grade (AG)
- [ ] Flush-to-Grade

If AG, list feet of riser above land surface: 3'

Well Purpose:
- [ ] Perched Monitoring
- [x] Shallow (Water-Table) Monitoring
- [ ] Intermediate or Deep Monitoring
- [ ] Remediation or Other (describe)

Well Install Method: Direct-Push

Surface Casing Install Method: N/A

Borehole Depth (feet): 12.1	Well Depth (feet): 12.1	Borehole Diameter (inches): 6.25	Manhole Diameter (inches):

Well Pad Size: ____ feet by ____ feet

Riser Diameter and Material: 2" PVC	Riser/Screen Connections: [x] Flush-Threaded [ ] Other (describe)	Riser Length: 1.9 feet; from 0 feet to 1.9 feet
Screen Diameter and Material: 2" PVC	Screen Slot Size: 0.010"	Screen Length: 10 feet; from 1.9 feet to 11.9 feet
1st Surface Casing Material: also check: [ ] Permanent [ ] Temporary	1st Surface Casing I.D. (inches):	1st Surface Casing Length: ____ feet; from ____ feet to ____ feet
2nd Surface Casing Material: also check: [ ] Permanent [ ] Temporary	2nd Surface Casing I.D. (inches):	2nd Surface Casing Length: ____ feet; from ____ feet to ____ feet
3rd Surface Casing Material: also check: [ ] Permanent [ ] Temporary	3rd Surface Casing I.D. (inches):	3rd Surface Casing Length: ____ feet; from ____ feet to ____ feet
Filter Pack Material and Size: 20/30 Sand	Prepacked Filter Around Screen (check one): [x] Yes [ ] No	Filter Pack Length: 10 feet; from 1.9 feet to 11.9 feet
Filter Pack Seal Material and Size: Fine Sand		Filter Pack Seal Length: 1 feet; from 0.9 feet to 1.9 feet
Surface Seal Material: Neat Portland Cement		Surface Seal Length: 0.9 feet; from 0 feet to 0.9 feet

WELL DEVELOPMENT DATA

Well Development Date: 4/8/2014

Well Development Method (check one): [ ] Surge/Pump [x] Pump [ ] Compressed Air [ ] Other (describe)

Development Pump Type (check): [ ] Centrifugal [x] Peristaltic [ ] Submersible [ ] Other (describe)

Depth to Groundwater (before developing in feet): 1.68

Pumping Rate (gallons per minute): 0.25	Maximum Drawdown of Groundwater During Development (feet): 1.82		Well Purged Dry (check one): [ ] Yes [x] No
Pumping Condition (check one): [x] Continuous [ ] Intermittent	Total Development Water Removed (gallons): 7.5	Development Duration (minutes): 30	Development Water Drummed (check one): [ ] Yes [x] No

Water Appearance (color and odor) At Start of Development: Tan/No odor	Water Appearance (color and odor) At End of Development: Clear/No odor

WELL CONSTRUCTION OR DEVELOPMENT REMARKS

WELL CONSTRUCTION AND DEVELOPMENT LOG

WELL CONSTRUCTION DATA

Well Number: MW-6	Site Name: Former Bay Tank & Fabricating	FDEP Facility I.D. Number:	Well Install Date(s): 5/6/2014

Well Location and Type (check appropriate boxes):
- [x] On-Site
- [ ] Right-of-Way
- [ ] Off-Site Private Property
- [x] Above Grade (AG)
- [ ] Flush-to-Grade

If AG, list feet of riser above land surface: 3'

Well Purpose:
- [ ] Perched Monitoring
- [x] Shallow (Water-Table) Monitoring
- [ ] Intermediate or Deep Monitoring
- [ ] Remediation or Other (describe)

Well Install Method: Hollow-Stem Auger

Surface Casing Install Method: N/A

Borehole Depth (feet): 12.1	Well Depth (feet): 12.1	Borehole Diameter (inches): 6.25	Manhole Diameter (inches):

Well Pad Size: ____ feet by ____ feet

Riser Diameter and Material: 2" PVC	Riser/Screen Connections: [x] Flush-Threaded [ ] Other (describe)	Riser Length: 1.9 feet; from 0 feet to 1.9 feet
Screen Diameter and Material: 2" PVC	Screen Slot Size: 0.010"	Screen Length: 10 feet; from 1.9 feet to 11.9 feet
1st Surface Casing Material: also check: [ ] Permanent [ ] Temporary	1st Surface Casing I.D. (inches):	1st Surface Casing Length: ____ feet; from ____ feet to ____ feet
2nd Surface Casing Material: also check: [ ] Permanent [ ] Temporary	2nd Surface Casing I.D. (inches):	2nd Surface Casing Length: ____ feet; from ____ feet to ____ feet
3rd Surface Casing Material: also check: [ ] Permanent [ ] Temporary	3rd Surface Casing I.D. (inches):	3rd Surface Casing Length: ____ feet; from ____ feet to ____ feet
Filter Pack Material and Size: 20/30 Sand	Prepacked Filter Around Screen (check one): [ ] Yes [x] No	Filter Pack Length: 10 feet; from 1.9 feet to 11.9 feet
Filter Pack Seal Material and Size: Fine Sand		Filter Pack Seal Length: 1 feet; from 0.9 feet to 1.9 feet
Surface Seal Material: Neat Portland Cement		Surface Seal Length: 0.9 feet; from 0 feet to 0.9 feet

WELL DEVELOPMENT DATA

Well Development Date: 4/8/2014

Well Development Method (check one): [ ] Surge/Pump [x] Pump [ ] Compressed Air [ ] Other (describe)

Development Pump Type (check): [ ] Centrifugal [ ] Peristaltic [x] Submersible [ ] Other (describe)

Depth to Groundwater (before developing in feet): 2.02

Pumping Rate (gallons per minute): 0.5	Maximum Drawdown of Groundwater During Development (feet): 1.45	Well Purged Dry (check one): [ ] Yes [x] No

Pumping Condition (check one): [x] Continuous [ ] Intermittent	Total Development Water Removed (gallons): 15	Development Duration (minutes): 30	Development Water Drummed (check one): [ ] Yes [x] No

Water Appearance (color and odor) At Start of Development: Brown/No odor	Water Appearance (color and odor) At End of Development: Clear/No odor

WELL CONSTRUCTION OR DEVELOPMENT REMARKS

APPENDIX F

BORING LOG/WELL DIAGRAM FOR MW-1

PROJECT: Former Bay Tank & Fabricating
LOCATION: 1810 Industrial Dr., Panama City, FL
PROJECT NO.: P14-0067
DATE: 04/08/14

METHOD: HOLLOW STEM AUGER
DRILLER: J. SHORT
ENGR / GEOL: T. WILSON
SURFACE ELEVATION: Not Determined

Elevation / Depth	Well Diagram Soil Symbols Sampler Symbols and Field Test Data	USCS	LOCATION / MATERIAL DESCRIPTION	▲ N Value (blows/ft) 20 40 60 80 / Atterberg Limits Natural Moisture PL MC LL 20 40 60 80	NATURAL MOISTURE (%)	ATTERBERG LIMITS (%) LIQUID LIMIT LL	PLASTIC LIMIT PL	PLASTICITY INDEX PI	PASSING #200 SIEVE (%)
0		SP	Tan fine SAND						
1									
2									
3									
4									
5									
6									
7									
8									
9									
10									
11									
12									
13									
14									
15									

Water Level Est.: ▽ Measured: ▼ Perched: ▽ **Notes:**

Water Observations:

N - SPT Data (Blows/Ft) P - Pocket Penetrometer (tsf)

Sample Key: ◪ SPT ■ Shelby Tube

SOUTHERN EARTH SCIENCES, inc.

BORING LOG/WELL DIAGRAM FOR MW-2

PROJECT: Former Bay Tank & Fabricating
LOCATION: 1810 Industrial Dr., Panama City, FL
PROJECT NO.: P14-0067
DATE: 04/08/14

METHOD: HOLLOW STEM AUGER
DRILLER: J. SHORT
ENGR / GEOL: T. WILSON
SURFACE ELEVATION: Not Determined

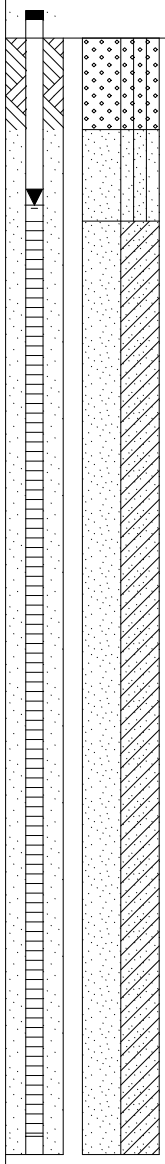

Elevation / Depth	USCS	LOCATION / MATERIAL DESCRIPTION	▲ N Value (blows/ft) 20 40 60 80 / Atterberg Limits Natural Moisture PL MC LL 20 40 60 80	NATURAL MOISTURE (%)	ATTERBERG LIMITS (%) LIQUID LIMIT LL	PLASTIC LIMIT PL	PLASTICITY INDEX PI	PASSING #200 SIEVE (%)
0	SW-SM	Brown slightly silty medium to fine SAND						
1	SP-SM	Gray slightly silty fine SAND						
2	SP-SC	Tan slightly clayey fine SAND						
3								
4								
5								
6								
7								
8								
9								
10								
11								
12								
13								
14								
15								

Water Level Est.: ▽ Measured: ▼ Perched: ▽ **Notes:**

Water Observations:

N - SPT Data (Blows/Ft) P - Pocket Penetrometer (tsf)

Sample Key: ◪ SPT ■ Shelby Tube

SOUTHERN EARTH SCIENCES, inc.

BORING LOG/WELL DIAGRAM FOR MW-3

PROJECT: Former Bay Tank & Fabricating
LOCATION: 1810 Industrial Dr., Panama City, FL
PROJECT NO.: P14-0067
DATE: 04/08/14

METHOD: HOLLOW STEM AUGER
DRILLER: J. SHORT
ENGR / GEOL: T. WILSON
SURFACE ELEVATION: Not Determined

Elevation / Depth	Well Diagram Soil Symbols Sampler Symbols and Field Test Data	USCS	LOCATION / MATERIAL DESCRIPTION	▲ N Value (blows/ft) 20 40 60 80 / Atterberg Limits Natural Moisture PL MC LL 20 40 60 80	NATURAL MOISTURE (%)	ATTERBERG LIMITS (%) LIQUID LIMIT LL	PLASTIC LIMIT PL	PLASTICITY INDEX PI	PASSING #200 SIEVE (%)
0	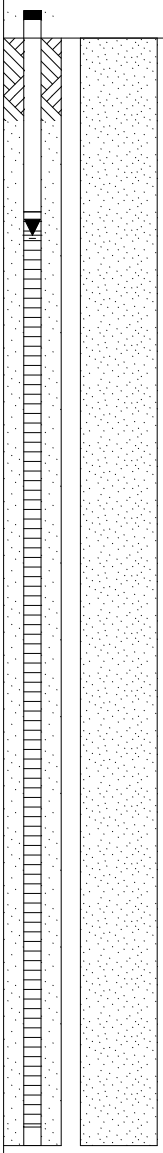	SP	Tan fine SAND						
1									
2									
3									
4									
5									
6									
7									
8									
9									
10									
11									
12									
13									
14									
15									

Water Level Est.: ▽ Measured: ▼ Perched: ▽ **Notes:**

Water Observations:

N - SPT Data (Blows/Ft) P - Pocket Penetrometer (tsf)

Sample Key: ◪ SPT ■ Shelby Tube

SOUTHERN EARTH SCIENCES, inc.

BORING LOG/WELL DIAGRAM FOR MW-4

PROJECT: Former Bay Tank & Fabricating
LOCATION: 1810 Industrial Dr., Panama City, FL
PROJECT NO.: P14-0067
DATE: 04/08/14

METHOD: HOLLOW STEM AUGER
DRILLER: J. SHORT
ENGR / GEOL: T. WILSON
SURFACE ELEVATION: Not Determined

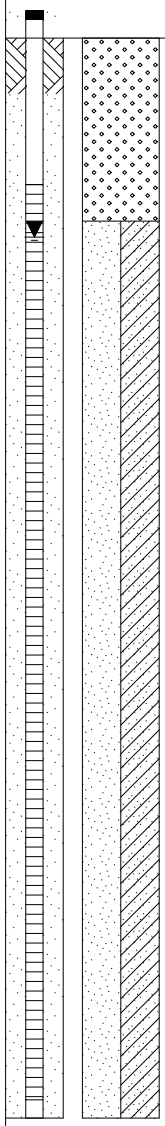

Elevation / Depth	USCS	LOCATION / MATERIAL DESCRIPTION	▲ N Value (blows/ft) 20 40 60 80 / Atterberg Limits Natural Moisture PL MC LL 20 40 60 80	NATURAL MOISTURE (%)	ATTERBERG LIMITS (%) LIQUID LIMIT LL	PLASTIC LIMIT PL	PLASTICITY INDEX PI	PASSING #200 SIEVE (%)
0	SW	Gray/tan medium to fine SAND						
2	SP-SC	Gray/brown slightly clayey fine SAND						

Water Level Est.: ▽ Measured: ▼ Perched: ▽ **Notes:**

Water Observations:

N - SPT Data (Blows/Ft) P - Pocket Penetrometer (tsf)

Sample Key: ◪ SPT ■ Shelby Tube

SOUTHERN EARTH SCIENCES, inc.

BORING LOG/WELL DIAGRAM FOR MW-5

PROJECT: Former Bay Tank & Fabricating
LOCATION: 1810 Industrial Dr., Panama City, FL
PROJECT NO.: P14-0067
DATE: 04/08/14

METHOD: DIRECT-PUSH
DRILLER: J. SHORT
ENGR / GEOL: T. WILSON
SURFACE ELEVATION: Not Determined



Elevation / Depth	USCS	LOCATION / MATERIAL DESCRIPTION	▲ N Value (blows/ft) 20 40 60 80 / Atterberg Limits Natural Moisture PL MC LL 20 40 60 80	NATURAL MOISTURE (%)	ATTERBERG LIMITS (%) LIQUID LIMIT LL	PLASTIC LIMIT PL	PLASTICITY INDEX PI	PASSING #200 SIEVE (%)
0	SP	Brown fine SAND						
1								
2	SP	Tan fine SAND						
3								
4								
5								
6	SP-SM	Gray/tan slightly silty fine SAND						
7								
8								
9								
10								
11								
12								
13								
14								
15								

Water Level Est.: ▽ Measured: ▼ Perched: ▽ **Notes:**

Water Observations:

N - SPT Data (Blows/Ft) P - Pocket Penetrometer (tsf)

Sample Key: ◪ SPT ■ Shelby Tube

SOUTHERN EARTH SCIENCES, inc.

BORING LOG/WELL DIAGRAM FOR MW-6

PROJECT: Former Bay Tank & Fabricating
LOCATION: 1810 Industrial Dr., Panama City, FL
PROJECT NO.: P14-0067
DATE: 05/06/14

METHOD: HOLLOW STEM AUGER
DRILLER: J. SHORT
ENGR / GEOL: T. WILSON
SURFACE ELEVATION: Not Determined

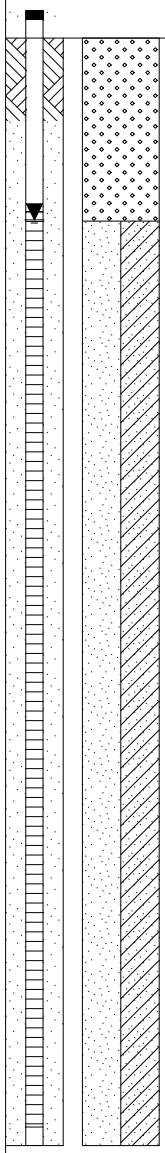

Elevation / Depth	USCS	LOCATION / MATERIAL DESCRIPTION	▲ N Value (blows/ft) 20 40 60 80 / Atterberg Limits Natural Moisture PL MC LL 20 40 60 80	NATURAL MOISTURE (%)	ATTERBERG LIMITS (%) LIQUID LIMIT LL	PLASTIC LIMIT PL	PLASTICITY INDEX PI	PASSING #200 SIEVE (%)
0	SW	Gray/tan medium to fine SAND						
1								
2	SP-SC	Gray/brown slightly clayey fine SAND						
3								
4								
5								
6								
7								
8								
9								
10								
11								
12								
13								
14								
15								

Water Level Est.: ▽ Measured: ▼ Perched: ▽ **Notes:**

Water Observations:

N - SPT Data (Blows/Ft) P - Pocket Penetrometer (tsf)

Sample Key: ◪ SPT ■ Shelby Tube

SOUTHERN EARTH SCIENCES, inc.

APPENDIX G

Form FD 9000-24

GROUNDWATER SAMPLING LOG

SITE NAME: Bay Tank & Fabricating	SITE LOCATION: Panama City	
WELL NO: Mw-1	SAMPLE ID: mw-1	DATE: 4-17-14

PURGING DATA

WELL DIAMETER (inches): 2	TUBING DIAMETER (inches): 0.25	WELL SCREEN INTERVAL DEPTH: 7.2 feet to 17.2 feet	STATIC DEPTH TO WATER (feet): 8.45	PURGE PUMP TYPE OR BAILER: PP

WELL VOLUME PURGE: 1 WELL VOLUME = (TOTAL WELL DEPTH – STATIC DEPTH TO WATER) X WELL CAPACITY
(only fill out if applicable)
= (17.4 feet – 8.45 feet) X 0.16 gallons/foot = 1.4 gallons

EQUIPMENT VOLUME PURGE: 1 EQUIPMENT VOL. = PUMP VOLUME + (TUBING CAPACITY X TUBING LENGTH) + FLOW CELL VOLUME
(only fill out if applicable)
= gallons + (gallons/foot X feet) + gallons = gallons

INITIAL PUMP OR TUBING DEPTH IN WELL (feet): 9.5	FINAL PUMP OR TUBING DEPTH IN WELL (feet): 9.5	PURGING INITIATED AT: 1145	PURGING ENDED AT: 1207	TOTAL VOLUME PURGED (gallons): 4.4

TIME	VOLUME PURGED (gallons)	CUMUL. VOLUME PURGED (gallons)	PURGE RATE (gpm)	DEPTH TO WATER (feet)	pH (standard units)	TEMP. (°C)	COND. (circle units) µmhos/cm or µS/cm	DISSOLVED OXYGEN (circle units) mg/L or % saturation	TURBIDITY (NTUs)	COLOR (describe)	ODOR (describe)
1203	3.6	3.6	0.2	8.63	6.96	21.36	230	64.2	17.6	Clear	None
1205	0.4	4.0	0.2	8.63	6.97	21.26	229	62.1	17.4	Clear	None
1207	0.4	4.4	0.2	8.63	6.97	21.29	229	61.6	17.1	Clear	None

WELL CAPACITY (Gallons Per Foot): **0.75"** = 0.02; **1"** = 0.04; **1.25"** = 0.06; **2"** = 0.16; **3"** = 0.37; **4"** = 0.65; **5"** = 1.02; **6"** = 1.47; **12"** = 5.88
TUBING INSIDE DIA. CAPACITY (Gal./Ft.): **1/8"** = 0.0006; **3/16"** = 0.0014; **1/4"** = 0.0026; **5/16"** = 0.004; **3/8"** = 0.006; **1/2"** = 0.010; **5/8"** = 0.016

PURGING EQUIPMENT CODES: B = Bailer; BP = Bladder Pump; ESP = Electric Submersible Pump; PP = Peristaltic Pump; O = Other (Specify)

SAMPLING DATA

SAMPLED BY (PRINT) / AFFILIATION: K. Kilsen / SESI	SAMPLER(S) SIGNATURE(S): [signature]	SAMPLING INITIATED AT: 1207	SAMPLING ENDED AT: 1219
PUMP OR TUBING DEPTH IN WELL (feet): 9.5	TUBING MATERIAL CODE: PE	FIELD-FILTERED: Y (N) Filtration Equipment Type:	FILTER SIZE: ____ µm
FIELD DECONTAMINATION: PUMP Y (N)	TUBING Y (N) (replaced)	DUPLICATE: Y (N)	

SAMPLE CONTAINER SPECIFICATION				SAMPLE PRESERVATION			INTENDED ANALYSIS AND/OR METHOD	SAMPLING EQUIPMENT CODE	SAMPLE PUMP FLOW RATE (mL per minute)
SAMPLE ID CODE	# CONTAINERS	MATERIAL CODE	VOLUME	PRESERVATIVE USED	TOTAL VOL ADDED IN FIELD (mL)	FINAL pH			
Mw-1	3	CG	40mL	(1) HCl (2)			VOCs	RFII	100
Mw-1	1	AG	1L	H_2SO_4			PAH/TRPH	PP	200
Mw-1	1	PE	250mL	HNO_3			RCRA 8	PP	200

REMARKS:

MATERIAL CODES: AG = Amber Glass; CG = Clear Glass; PE = Polyethylene; PP = Polypropylene; S = Silicone; T = Teflon; O = Other (Specify)

SAMPLING EQUIPMENT CODES: APP = After Peristaltic Pump; B = Bailer; BP = Bladder Pump; ESP = Electric Submersible Pump; RFPP = Reverse Flow Peristaltic Pump; SM = Straw Method (Tubing Gravity Drain); O = Other (Specify)

NOTES: 1. The above do not constitute all of the information required by Chapter 62-160, F.A.C.
2. STABILIZATION CRITERIA FOR RANGE OF VARIATION OF LAST THREE CONSECUTIVE READINGS (SEE FS 2212, SECTION 3)
pH: ± 0.2 units **Temperature:** ± 0.2 °C **Specific Conductance:** ± 5% **Dissolved Oxygen:** all readings ≤ 20% saturation (see Table FS 2200-2); optionally, ± 0.2 mg/L or ± 10% (whichever is greater) **Turbidity:** all readings ≤ 20 NTU; optionally ± 5 NTU or ± 10% (whichever is greater)

Revision Date: February 12, 2009

Form FD 9000-24

GROUNDWATER SAMPLING LOG

SITE NAME: **Bay Tank & Fabricating**	SITE LOCATION: **Panama City**
WELL NO: MW-2	SAMPLE ID: MW-2	DATE: 4-17-14

PURGING DATA

WELL DIAMETER (inches): 2	TUBING DIAMETER (inches): 0.25	WELL SCREEN INTERVAL DEPTH: 5 feet to 15 feet	STATIC DEPTH TO WATER (feet): 5.06	PURGE PUMP TYPE OR BAILER: PP

WELL VOLUME PURGE: 1 WELL VOLUME = (TOTAL WELL DEPTH – STATIC DEPTH TO WATER) X WELL CAPACITY
(only fill out if applicable)
= (15.2 feet – 5.06 feet) X 0.16 gallons/foot = 1.6 gallons

EQUIPMENT VOLUME PURGE: 1 EQUIPMENT VOL. = PUMP VOLUME + (TUBING CAPACITY X TUBING LENGTH) + FLOW CELL VOLUME
(only fill out if applicable)
= gallons + (gallons/foot X feet) + gallons = gallons

INITIAL PUMP OR TUBING DEPTH IN WELL (feet): 6.5	FINAL PUMP OR TUBING DEPTH IN WELL (feet): 6.5	PURGING INITIATED AT: 1225	PURGING ENDED AT: 1250	TOTAL VOLUME PURGED (gallons): 5

TIME	VOLUME PURGED (gallons)	CUMUL. VOLUME PURGED (gallons)	PURGE RATE (gpm)	DEPTH TO WATER (feet)	pH (standard units)	TEMP. (°C)	COND. (circle units) µmhos/cm or µS/cm	DISSOLVED OXYGEN (circle units) ~~mg/L or~~ % saturation	TURBIDITY (NTUs)	COLOR (describe)	ODOR (describe)
1246	4.2	4.2	0.2	5.20	5.35	21.87	62	46.7	18.6	Clear	None
1248	0.4	4.6	0.2	5.20	5.35	21.87	61	46.7	18.6	Clear	None
1250	0.4	5.0	0.2	5.20	5.34	21.89	61	46.6	18.3	Clear	None

WELL CAPACITY (Gallons Per Foot): **0.75"** = 0.02; **1"** = 0.04; **1.25"** = 0.06; **2"** = 0.16; **3"** = 0.37; **4"** = 0.65; **5"** = 1.02; **6"** = 1.47; **12"** = 5.88
TUBING INSIDE DIA. CAPACITY (Gal./Ft.): **1/8"** = 0.0006; **3/16"** = 0.0014; **1/4"** = 0.0026; **5/16"** = 0.004; **3/8"** = 0.006; **1/2"** = 0.010; **5/8"** = 0.016

PURGING EQUIPMENT CODES: **B** = Bailer; **BP** = Bladder Pump; **ESP** = Electric Submersible Pump; **PP** = Peristaltic Pump; **O** = Other (Specify)

SAMPLING DATA

SAMPLED BY (PRINT) / AFFILIATION: W. Wilson / SES	SAMPLER(S) SIGNATURE(S): [signature]	SAMPLING INITIATED AT: 1250	SAMPLING ENDED AT: 1302
PUMP OR TUBING DEPTH IN WELL (feet): 6.5	TUBING MATERIAL CODE: **PE**	FIELD-FILTERED: Y (N) Filtration Equipment Type:	FILTER SIZE: ____ µm
FIELD DECONTAMINATION: PUMP Y (N)	TUBING Y (N (replaced))	DUPLICATE: Y (N)	

SAMPLE CONTAINER SPECIFICATION				SAMPLE PRESERVATION			INTENDED ANALYSIS AND/OR METHOD	SAMPLING EQUIPMENT CODE	SAMPLE PUMP FLOW RATE (mL per minute)
SAMPLE ID CODE	# CONTAINERS	MATERIAL CODE	VOLUME	PRESERVATIVE USED	TOTAL VOL ADDED IN FIELD (mL)	FINAL pH			
MW-2	3	CG	40 mL	(1) HCl (2) 0			VOC	RFPP	100
MW-2	1	AG	1L	H_2SO_4			PAH / TRPH	PP	200
MW-2	1	PE	250 mL	HNO_3			RCRA 8	PP	200

REMARKS:

MATERIAL CODES: **AG** = Amber Glass; **CG** = Clear Glass; **PE** = Polyethylene; **PP** = Polypropylene; **S** = Silicone; **T** = Teflon; **O** = Other (Specify)

SAMPLING EQUIPMENT CODES: **APP** = After Peristaltic Pump; **B** = Bailer; **BP** = Bladder Pump; **ESP** = Electric Submersible Pump; **RFPP** = Reverse Flow Peristaltic Pump; **SM** = Straw Method (Tubing Gravity Drain); **O** = Other (Specify)

NOTES: 1. The above do not constitute all of the information required by Chapter 62-160, F.A.C.
2. STABILIZATION CRITERIA FOR RANGE OF VARIATION OF LAST THREE CONSECUTIVE READINGS (SEE FS 2212, SECTION 3)
pH: ± 0.2 units **Temperature:** ± 0.2 °C **Specific Conductance:** ± 5% **Dissolved Oxygen:** all readings ≤ 20% saturation (see Table FS 2200-2); optionally, ± 0.2 mg/L or ± 10% (whichever is greater) **Turbidity:** all readings ≤ 20 NTU; optionally ± 5 NTU or ± 10% (whichever is greater)

Revision Date: February 12, 2009

Form FD 9000-24

GROUNDWATER SAMPLING LOG

SITE NAME: Bay Tank & Fabricating	SITE LOCATION: Panama City	
WELL NO: MW-3	SAMPLE ID: MW-3	DATE: 4/17/14

PURGING DATA

WELL DIAMETER (inches): 2	TUBING DIAMETER (inches): 0.25	WELL SCREEN INTERVAL DEPTH: 4.90 feet to 14.90 feet	STATIC DEPTH TO WATER (feet): 6.15	PURGE PUMP TYPE OR BAILER: PP

WELL VOLUME PURGE: 1 WELL VOLUME = (TOTAL WELL DEPTH – STATIC DEPTH TO WATER) X WELL CAPACITY
(only fill out if applicable)
= (15.10 feet – 6.15 feet) X 0.16 gallons/foot = 1.4 gallons

EQUIPMENT VOLUME PURGE: 1 EQUIPMENT VOL. = PUMP VOLUME + (TUBING CAPACITY X TUBING LENGTH) + FLOW CELL VOLUME
(only fill out if applicable)
= gallons + (gallons/foot X feet) + gallons = gallons

INITIAL PUMP OR TUBING DEPTH IN WELL (feet): 8	FINAL PUMP OR TUBING DEPTH IN WELL (feet): 8	PURGING INITIATED AT: 1000	PURGING ENDED AT: 1022	TOTAL VOLUME PURGED (gallons): 4.4

TIME	VOLUME PURGED (gallons)	CUMUL. VOLUME PURGED (gallons)	PURGE RATE (gpm)	DEPTH TO WATER (feet)	pH (standard units)	TEMP. (°C)	COND. (circle units) µmhos/cm or µS/cm	DISSOLVED OXYGEN (circle units) mg/L or % saturation	TURBIDITY (NTUs)	COLOR (describe)	ODOR (describe)
1018	3.60	3.60	0.20	6.75	5.66	20.92	110	37.9	18.6	Clear	None
1020	0.40	4.00	|	6.75	5.65	20.95	111	37.2	18.2	Clear	None
1022	0.40	4.40	|	6.75	5.65	20.96	110	37.5	18.1	Clear	None

WELL CAPACITY (Gallons Per Foot): **0.75"** = 0.02; **1"** = 0.04; **1.25"** = 0.06; **2"** = 0.16; **3"** = 0.37; **4"** = 0.65; **5"** = 1.02; **6"** = 1.47; **12"** = 5.88
TUBING INSIDE DIA. CAPACITY (Gal./Ft.): **1/8"** = 0.0006; **3/16"** = 0.0014; **1/4"** = 0.0026; **5/16"** = 0.004; **3/8"** = 0.006; **1/2"** = 0.010; **5/8"** = 0.016

PURGING EQUIPMENT CODES: **B** = Bailer; **BP** = Bladder Pump; **ESP** = Electric Submersible Pump; **PP** = Peristaltic Pump; **O** = Other (Specify)

SAMPLING DATA

SAMPLED BY (PRINT) / AFFILIATION: L. Hilton / SERI	SAMPLER(S) SIGNATURE(S): [signature]	SAMPLING INITIATED AT: 1022	SAMPLING ENDED AT: 1034
PUMP OR TUBING DEPTH IN WELL (feet): 8	TUBING MATERIAL CODE: **PE**	FIELD-FILTERED: Y (N) Filtration Equipment Type:	FILTER SIZE: ____ µm
FIELD DECONTAMINATION: PUMP Y (N)	TUBING Y (N) (replaced)	DUPLICATE: Y (N)	

SAMPLE CONTAINER SPECIFICATION				SAMPLE PRESERVATION			INTENDED ANALYSIS AND/OR METHOD	SAMPLING EQUIPMENT CODE	SAMPLE PUMP FLOW RATE (mL per minute)
SAMPLE ID CODE	# CONTAINERS	MATERIAL CODE	VOLUME	PRESERVATIVE USED	TOTAL VOL ADDED IN FIELD (mL)	FINAL pH			
MW-3	3	CG	40 ml	(1) HCl (2) 0			VOCs	RFPP	100
MW-3	1	AG	1L	H_2SO_4			PAH / TRPH	PP	200
MW-3	1	PE	250 ml	HNO_3			RCRA 8	PP	200

REMARKS:

MATERIAL CODES: **AG** = Amber Glass; **CG** = Clear Glass; **PE** = Polyethylene; **PP** = Polypropylene; **S** = Silicone; **T** = Teflon; **O** = Other (Specify)

SAMPLING EQUIPMENT CODES: **APP** = After Peristaltic Pump; **B** = Bailer; **BP** = Bladder Pump; **ESP** = Electric Submersible Pump; **RFPP** = Reverse Flow Peristaltic Pump; **SM** = Straw Method (Tubing Gravity Drain); **O** = Other (Specify)

NOTES: 1. **The above do not constitute all of the information required by Chapter 62-160, F.A.C.**
2. STABILIZATION CRITERIA FOR RANGE OF VARIATION OF LAST THREE CONSECUTIVE READINGS (SEE FS 2212, SECTION 3)
pH: ± 0.2 units **Temperature:** ± 0.2 °C **Specific Conductance:** ± 5% **Dissolved Oxygen:** all readings ≤ 20% saturation (see Table FS 2200-2); optionally, ± 0.2 mg/L or ± 10% (whichever is greater) **Turbidity:** all readings ≤ 20 NTU; optionally ± 5 NTU or ± 10% (whichever is greater)

Revision Date: February 12, 2009

Form FD 9000-24

GROUNDWATER SAMPLING LOG

SITE NAME: **Bay Tank & Fabricating**	SITE LOCATION: **Panama City**

WELL NO: mw-4	SAMPLE ID: mw-4	DATE: 4-17-14

PURGING DATA

WELL DIAMETER (inches): 2	TUBING DIAMETER (inches): 0.25	WELL SCREEN INTERVAL DEPTH: 4.6 feet to 14.6 feet	STATIC DEPTH TO WATER (feet): 5.52	PURGE PUMP TYPE OR BAILER: PP

WELL VOLUME PURGE: 1 WELL VOLUME = (TOTAL WELL DEPTH – STATIC DEPTH TO WATER) X WELL CAPACITY
(only fill out if applicable)
= (14.8 feet – 5.52 feet) X 0.16 gallons/foot = 1.5 gallons

EQUIPMENT VOLUME PURGE: 1 EQUIPMENT VOL. = PUMP VOLUME + (TUBING CAPACITY X TUBING LENGTH) + FLOW CELL VOLUME
(only fill out if applicable)
= gallons + (gallons/foot X feet) + gallons = gallons

INITIAL PUMP OR TUBING DEPTH IN WELL (feet): 7.5	FINAL PUMP OR TUBING DEPTH IN WELL (feet): 7.5	PURGING INITIATED AT: 1043	PURGING ENDED AT: 1120	TOTAL VOLUME PURGED (gallons): 7.4

TIME	VOLUME PURGED (gallons)	CUMUL. VOLUME PURGED (gallons)	PURGE RATE (gpm)	DEPTH TO WATER (feet)	pH (standard units)	TEMP. (°C)	COND. (circle units) µmhos/cm or µS/cm	DISSOLVED OXYGEN (circle units) mg/L or % saturation	TURBIDITY (NTUs)	COLOR (describe)	ODOR (describe)
1116	6.6	6.6	0.2	7.27	6.25	20.85	271	2.1	Over	Gray	None
1118	0.4	7.0	0.2	7.27	6.25	20.93	272	1.9	Range	Gray	None
1120	0.4	7.4	0.2	7.27	6.24	20.94	272	1.9		Gray	None

WELL CAPACITY (Gallons Per Foot): **0.75"** = 0.02; **1"** = 0.04; **1.25"** = 0.06; **2"** = 0.16; **3"** = 0.37; **4"** = 0.65; **5"** = 1.02; **6"** = 1.47; **12"** = 5.88
TUBING INSIDE DIA. CAPACITY (Gal./Ft.): **1/8"** = 0.0006; **3/16"** = 0.0014; **1/4"** = 0.0026; **5/16"** = 0.004; **3/8"** = 0.006; **1/2"** = 0.010; **5/8"** = 0.016

PURGING EQUIPMENT CODES: **B** = Bailer; **BP** = Bladder Pump; **ESP** = Electric Submersible Pump; **PP** = Peristaltic Pump; **O** = Other (Specify)

SAMPLING DATA

SAMPLED BY (PRINT) / AFFILIATION: L. Wilson/SES	SAMPLER(S) SIGNATURE(S): [signature]	SAMPLING INITIATED AT: 1120	SAMPLING ENDED AT: 1132
PUMP OR TUBING DEPTH IN WELL (feet): 7.5	TUBING MATERIAL CODE: **PE**	FIELD-FILTERED: Y (N) Filtration Equipment Type:	FILTER SIZE: ____ µm
FIELD DECONTAMINATION: PUMP Y (N)	TUBING Y (N (replaced)	DUPLICATE: Y (N)	

SAMPLE CONTAINER SPECIFICATION				SAMPLE PRESERVATION			INTENDED ANALYSIS AND/OR METHOD	SAMPLING EQUIPMENT CODE	SAMPLE PUMP FLOW RATE (mL per minute)
SAMPLE ID CODE	# CONTAINERS	MATERIAL CODE	VOLUME	PRESERVATIVE USED	TOTAL VOL ADDED IN FIELD (mL)	FINAL pH			
mw-4	3	CG	40 mL	(1) HCl (2) ⊖			VOCs	RFPP	100
mw-4	1	AG	1L	H_2SO_4			PAH/TRPH	PP	200
mw-4	1	PE	250 mL	HNO_3			RCRA 8	PP	200

REMARKS:

MATERIAL CODES: **AG** = Amber Glass; **CG** = Clear Glass; **PE** = Polyethylene; **PP** = Polypropylene; **S** = Silicone; **T** = Teflon; **O** = Other (Specify)

SAMPLING EQUIPMENT CODES: **APP** = After Peristaltic Pump; **B** = Bailer; **BP** = Bladder Pump; **ESP** = Electric Submersible Pump; **RFPP** = Reverse Flow Peristaltic Pump; **SM** = Straw Method (Tubing Gravity Drain); **O** = Other (Specify)

NOTES: 1. The above do not constitute all of the information required by Chapter 62-160, F.A.C.

2. STABILIZATION CRITERIA FOR RANGE OF VARIATION OF LAST THREE CONSECUTIVE READINGS (SEE FS 2212, SECTION 3)

pH: ± 0.2 units **Temperature:** ± 0.2 °C **Specific Conductance:** ± 5% **Dissolved Oxygen:** all readings ≤ 20% saturation (see Table FS 2200-2); optionally, ± 0.2 mg/L or ± 10% (whichever is greater) **Turbidity:** all readings ≤ 20 NTU; optionally ± 5 NTU or ± 10% (whichever is greater)

Revision Date: February 12, 2009

Form FD 9000-24

GROUNDWATER SAMPLING LOG

SITE NAME: Bay Tank & Fabricating	SITE LOCATION: Panama City	
WELL NO: MW-5	SAMPLE ID: MW-5	DATE: 4-17-14

PURGING DATA

WELL DIAMETER (inches): 1	TUBING DIAMETER (inches): 0.25	WELL SCREEN INTERVAL DEPTH: 4.9 feet to 14.9 feet	STATIC DEPTH TO WATER (feet): 5.12	PURGE PUMP TYPE OR BAILER: BP

WELL VOLUME PURGE: 1 WELL VOLUME = (TOTAL WELL DEPTH – STATIC DEPTH TO WATER) X WELL CAPACITY
(only fill out if applicable)
= (15.1 feet – 5.12 feet) X 0.04 gallons/foot = 0.4 gallons

EQUIPMENT VOLUME PURGE: 1 EQUIPMENT VOL. = PUMP VOLUME + (TUBING CAPACITY X TUBING LENGTH) + FLOW CELL VOLUME
(only fill out if applicable)
= gallons + (gallons/foot X feet) + gallons = gallons

INITIAL PUMP OR TUBING DEPTH IN WELL (feet): 6.5	FINAL PUMP OR TUBING DEPTH IN WELL (feet): 6.5	PURGING INITIATED AT: 1314	PURGING ENDED AT: 1329	TOTAL VOLUME PURGED (gallons): 1.5

TIME	VOLUME PURGED (gallons)	CUMUL. VOLUME PURGED (gallons)	PURGE RATE (gpm)	DEPTH TO WATER (feet)	pH (standard units)	TEMP. (°C)	COND. (circle units) µmhos/cm or µS/cm	DISSOLVED OXYGEN (circle units) mg/L or % saturation	TURBIDITY (NTUs)	COLOR (describe)	ODOR (describe)
1325	1.1	1.1	0.1	6.22	5.00	19.84	35	22.0	233	clear	None
1327	0.2	1.3	0.1	6.22	5.00	19.81	35	22.3	229	clear	None
1329	0.2	1.5	0.1	6.22	5.00	19.80	35	22.3	226	clear	None

WELL CAPACITY (Gallons Per Foot): **0.75"** = 0.02; **1"** = 0.04; **1.25"** = 0.06; **2"** = 0.16; **3"** = 0.37; **4"** = 0.65; **5"** = 1.02; **6"** = 1.47; **12"** = 5.88
TUBING INSIDE DIA. CAPACITY (Gal./Ft.): **1/8"** = 0.0006; **3/16"** = 0.0014; **1/4"** = 0.0026; **5/16"** = 0.004; **3/8"** = 0.006; **1/2"** = 0.010; **5/8"** = 0.016

PURGING EQUIPMENT CODES: **B** = Bailer; **BP** = Bladder Pump; **ESP** = Electric Submersible Pump; **PP** = Peristaltic Pump; **O** = Other (Specify)

SAMPLING DATA

SAMPLED BY (PRINT) / AFFILIATION: L. Wilson / SESI	SAMPLER(S) SIGNATURE(S): [signature]	SAMPLING INITIATED AT: 1329	SAMPLING ENDED AT: 1337
PUMP OR TUBING DEPTH IN WELL (feet): 6.5	TUBING MATERIAL CODE: PE	FIELD-FILTERED: Y (N) Filtration Equipment Type:	FILTER SIZE: ____ µm
FIELD DECONTAMINATION: PUMP Y (N)	TUBING Y (N) (replaced)	DUPLICATE: Y (N)	

SAMPLE CONTAINER SPECIFICATION				SAMPLE PRESERVATION			INTENDED ANALYSIS AND/OR METHOD	SAMPLING EQUIPMENT CODE	SAMPLE PUMP FLOW RATE (mL per minute)
SAMPLE ID CODE	# CONTAINERS	MATERIAL CODE	VOLUME	PRESERVATIVE USED	TOTAL VOL ADDED IN FIELD (mL)	FINAL pH			
MW-5	3	CG	40 mL	(1) HCl (2) ~~0~~			VOCs	RPP	100
MW-5	1	AG	1L	H_2SO_4			PAH / TRPH	"	200

REMARKS:

MATERIAL CODES: **AG** = Amber Glass; **CG** = Clear Glass; **PE** = Polyethylene; **PP** = Polypropylene; **S** = Silicone; **T** = Teflon; **O** = Other (Specify)

SAMPLING EQUIPMENT CODES: **APP** = After Peristaltic Pump; **B** = Bailer; **BP** = Bladder Pump; **ESP** = Electric Submersible Pump; **RFPP** = Reverse Flow Peristaltic Pump; **SM** = Straw Method (Tubing Gravity Drain); **O** = Other (Specify)

NOTES: 1. The above do not constitute all of the information required by Chapter 62-160, F.A.C.

2. STABILIZATION CRITERIA FOR RANGE OF VARIATION OF LAST THREE CONSECUTIVE READINGS (SEE FS 2212, SECTION 3)

pH: ± 0.2 units **Temperature:** ± 0.2 °C **Specific Conductance:** ± 5% **Dissolved Oxygen:** all readings ≤ 20% saturation (see Table FS 2200-2); optionally, ± 0.2 mg/L or ± 10% (whichever is greater) **Turbidity:** all readings ≤ 20 NTU; optionally ± 5 NTU or ± 10% (whichever is greater)

Revision Date: February 12, 2009

Form FD 9000-24

GROUNDWATER SAMPLING LOG

SITE NAME: Bay Tank & Fabricating	SITE LOCATION: Panama City	
WELL NO: MW-4	SAMPLE ID: MW-4	DATE: 5/6/14

PURGING DATA

WELL DIAMETER (inches): 2	TUBING DIAMETER (inches): 0.25	WELL SCREEN INTERVAL DEPTH: 4.6 feet to 14.6 feet	STATIC DEPTH TO WATER (feet): 4.95	PURGE PUMP TYPE OR BAILER: PP

WELL VOLUME PURGE: 1 WELL VOLUME = (TOTAL WELL DEPTH – STATIC DEPTH TO WATER) X WELL CAPACITY
(only fill out if applicable)
= (14.8 feet – 4.95 feet) X 0.16 gallons/foot = 1.6 gallons

EQUIPMENT VOLUME PURGE: 1 EQUIPMENT VOL. = PUMP VOLUME + (TUBING CAPACITY X TUBING LENGTH) + FLOW CELL VOLUME
(only fill out if applicable)
= gallons + (gallons/foot X feet) + gallons = gallons

INITIAL PUMP OR TUBING DEPTH IN WELL (feet): 8	FINAL PUMP OR TUBING DEPTH IN WELL (feet): 8	PURGING INITIATED AT: 1145	PURGING ENDED AT: 1154	TOTAL VOLUME PURGED (gallons): 7.2

TIME	VOLUME PURGED (gallons)	CUMUL. VOLUME PURGED (gallons)	PURGE RATE (gpm)	DEPTH TO WATER (feet)	pH (standard units)	TEMP. (°C)	COND. (circle units) µmhos/cm or µS/cm	DISSOLVED OXYGEN (circle units) mg/L or % saturation	TURBIDITY (NTUs)	COLOR (describe)	ODOR (describe)
1150	6.4	6.4	0.2	8.01	6.42	20.35	122	52.7	277	cloudy	None
1152	0.4	6.8	0.2	8.01	6.42	20.36	122	51.6	276		
1154	0.4	7.2	0.2	8.01	6.42	20.37	122	51.2	273		

WELL CAPACITY (Gallons Per Foot): **0.75"** = 0.02; **1"** = 0.04; **1.25"** = 0.06; **2"** = 0.16; **3"** = 0.37; **4"** = 0.65; **5"** = 1.02; **6"** = 1.47; **12"** = 5.88
TUBING INSIDE DIA. CAPACITY (Gal./Ft.): **1/8"** = 0.0006; **3/16"** = 0.0014; **1/4"** = 0.0026; **5/16"** = 0.004; **3/8"** = 0.006; **1/2"** = 0.010; **5/8"** = 0.016

PURGING EQUIPMENT CODES: **B** = Bailer; **BP** = Bladder Pump; **ESP** = Electric Submersible Pump; **PP** = Peristaltic Pump; **O** = Other (Specify)

SAMPLING DATA

SAMPLED BY (PRINT) / AFFILIATION: K. Wilson / SESI	SAMPLER(S) SIGNATURE(S): [signature]	SAMPLING INITIATED AT: 1154	SAMPLING ENDED AT: 1157
PUMP OR TUBING DEPTH IN WELL (feet): 8	TUBING MATERIAL CODE: **PE**	FIELD-FILTERED: Y (N) Filtration Equipment Type:	FILTER SIZE: ____ µm
FIELD DECONTAMINATION: PUMP Y (N)	TUBING Y (N) (replaced)	DUPLICATE: Y (N)	

SAMPLE CONTAINER SPECIFICATION				SAMPLE PRESERVATION			INTENDED ANALYSIS AND/OR METHOD	SAMPLING EQUIPMENT CODE	SAMPLE PUMP FLOW RATE (mL per minute)
SAMPLE ID CODE	# CONTAINERS	MATERIAL CODE	VOLUME	PRESERVATIVE USED	TOTAL VOL ADDED IN FIELD (mL)	FINAL pH			
MW-4	1	PE	250mL	HNO_3	—		RCRA 8	PP	100

REMARKS:

MATERIAL CODES: **AG** = Amber Glass; **CG** = Clear Glass; **PE** = Polyethylene; **PP** = Polypropylene; **S** = Silicone; **T** = Teflon; **O** = Other (Specify)

SAMPLING EQUIPMENT CODES: **APP** = After Peristaltic Pump; **B** = Bailer; **BP** = Bladder Pump; **ESP** = Electric Submersible Pump; **RFPP** = Reverse Flow Peristaltic Pump; **SM** = Straw Method (Tubing Gravity Drain); **O** = Other (Specify)

NOTES: 1. The above do not constitute all of the information required by Chapter 62-160, F.A.C.

2. STABILIZATION CRITERIA FOR RANGE OF VARIATION OF LAST THREE CONSECUTIVE READINGS (SEE FS 2212, SECTION 3)

pH: ± 0.2 units **Temperature:** ± 0.2 °C **Specific Conductance:** ± 5% **Dissolved Oxygen:** all readings ≤ 20% saturation (see Table FS 2200-2); optionally, ± 0.2 mg/L or ± 10% (whichever is greater) **Turbidity:** all readings ≤ 20 NTU; optionally ± 5 NTU or ± 10% (whichever is greater)

Revision Date: February 12, 2009

Form FD 9000-24

GROUNDWATER SAMPLING LOG

SITE NAME: Bay Tank & Fabricating	SITE LOCATION: Panama City	
WELL NO: MW-6	SAMPLE ID: MW-6	DATE: 5/6/14

PURGING DATA

WELL DIAMETER (inches): 2	TUBING DIAMETER (inches): 0.25	WELL SCREEN INTERVAL DEPTH: 4.9 feet to 14.9 feet	STATIC DEPTH TO WATER (feet): 3.88	PURGE PUMP TYPE OR BAILER: pp

WELL VOLUME PURGE: 1 WELL VOLUME = (TOTAL WELL DEPTH – STATIC DEPTH TO WATER) X WELL CAPACITY
(only fill out if applicable)
= (15.1 feet – 3.88 feet) X 0.16 gallons/foot = 1.8 gallons

EQUIPMENT VOLUME PURGE: 1 EQUIPMENT VOL. = PUMP VOLUME + (TUBING CAPACITY X TUBING LENGTH) + FLOW CELL VOLUME
(only fill out if applicable)
= gallons + (gallons/foot X feet) + gallons = gallons

INITIAL PUMP OR TUBING DEPTH IN WELL (feet): 5.5	FINAL PUMP OR TUBING DEPTH IN WELL (feet): 5.5	PURGING INITIATED AT: 1030	PURGING ENDED AT: 1057	TOTAL VOLUME PURGED (gallons): 5.4

TIME	VOLUME PURGED (gallons)	CUMUL. VOLUME PURGED (gallons)	PURGE RATE (gpm)	DEPTH TO WATER (feet)	pH (standard units)	TEMP. (°C)	COND. (circle units) µmhos/cm or mS/cm	DISSOLVED OXYGEN (circle units) mg/L or % saturation	TURBIDITY (NTUs)	COLOR (describe)	ODOR (describe)
1053	4.6	4.6	0.20	4.70	5.66	20.93	84	17.4	12.7	clear	None
1055	0.4	5.0	0.20	4.70	5.66	20.94	83	17.1	12.9		
1057	0.4	5.4	0.20	4.70	5.64	20.98	83	16.8	12.6		

WELL CAPACITY (Gallons Per Foot): **0.75"** = 0.02; **1"** = 0.04; **1.25"** = 0.06; **2"** = 0.16; **3"** = 0.37; **4"** = 0.65; **5"** = 1.02; **6"** = 1.47; **12"** = 5.88
TUBING INSIDE DIA. CAPACITY (Gal./Ft.): **1/8"** = 0.0006; **3/16"** = 0.0014; **1/4"** = 0.0026; **5/16"** = 0.004; **3/8"** = 0.006; **1/2"** = 0.010; **5/8"** = 0.016

PURGING EQUIPMENT CODES: **B** = Bailer; **BP** = Bladder Pump; **ESP** = Electric Submersible Pump; **PP** = Peristaltic Pump; **O** = Other (Specify)

SAMPLING DATA

SAMPLED BY (PRINT) / AFFILIATION: h. Wilson / SESI	SAMPLER(S) SIGNATURE(S): [signature]	SAMPLING INITIATED AT: 1057	SAMPLING ENDED AT: 1100
PUMP OR TUBING DEPTH IN WELL (feet): 5.5	TUBING MATERIAL CODE: **PE**	FIELD-FILTERED: Y (N) Filtration Equipment Type:	FILTER SIZE: ____ µm

FIELD DECONTAMINATION: PUMP Y (N) TUBING Y (N (replaced)) DUPLICATE: Y (N)

SAMPLE CONTAINER SPECIFICATION				SAMPLE PRESERVATION			INTENDED ANALYSIS AND/OR METHOD	SAMPLING EQUIPMENT CODE	SAMPLE PUMP FLOW RATE (mL per minute)
SAMPLE ID CODE	# CONTAINERS	MATERIAL CODE	VOLUME	PRESERVATIVE USED	TOTAL VOL ADDED IN FIELD (mL)	FINAL pH			
MW-6	3	CG	40mL	(1) HCl (c)			VOCs	KFPP	100
MW-6	1	AG	1L	H_2SO_4			PAH / TRPH	pp	200
MW-6	1	PE	250mL	HNO_3			RCRA 8	pp	100
~~[illegible]~~									

REMARKS:

MATERIAL CODES: **AG** = Amber Glass; **CG** = Clear Glass; **PE** = Polyethylene; **PP** = Polypropylene; **S** = Silicone; **T** = Teflon; **O** = Other (Specify)

SAMPLING EQUIPMENT CODES: **APP** = After Peristaltic Pump; **B** = Bailer; **BP** = Bladder Pump; **ESP** = Electric Submersible Pump; **RFPP** = Reverse Flow Peristaltic Pump; **SM** = Straw Method (Tubing Gravity Drain); **O** = Other (Specify)

NOTES: 1. The above do not constitute all of the information required by Chapter 62-160, F.A.C.

2. STABILIZATION CRITERIA FOR RANGE OF VARIATION OF LAST THREE CONSECUTIVE READINGS (SEE FS 2212, SECTION 3)

pH: ± 0.2 units **Temperature:** ± 0.2 °C **Specific Conductance:** ± 5% **Dissolved Oxygen:** all readings ≤ 20% saturation (see Table FS 2200-2); optionally, ± 0.2 mg/L or ± 10% (whichever is greater) **Turbidity:** all readings ≤ 20 NTU; optionally ± 5 NTU or ± 10% (whichever is greater)

Revision Date: February 12, 2009

APPENDIX H

Advanced Environmental Laboratories, Inc.
2639 N Monroe St Suite D
Tallahassee, FL 32303-4069
Phone: (850) 219-6274
Fax: (850) 219-6275

April 24, 2014

Trey Wilson
7500 McElvey Road, Suite A
Panama City Beach
Panama City, FL 32408

RE: Workorder: S1400256 Bay Tank & Fabricating

Dear Trey Wilson:

Enclosed are the analytical results for sample(s) received by the laboratory on Monday, April 21, 2014. Results reported herein conform to the most current NELAC standards, where applicable, unless otherwise narrated in the body of the report. The analytical results for the samples contained in this report were submitted for analysis as outlined by the Chain of Custody and results pertain only to these samples.

If you have any questions concerning this report, please feel free to contact me.

Sincerely,

Tim Preston
TPreston@AELLab.com

Enclosures

CERTIFICATE OF ANALYSIS

This report shall not be reproduced, except in full,
without the written consent of Advanced Environmental Laboratories, Inc..

Advanced Environmental Laboratories, Inc.

1288 Cedar Center Drive
Tallahassee, FL 32301
850.219.6274
850.219.6275 FAX

I. RECEIPT: All samples were received intact and within temperature requirements.

II. HOLDING TIMES

Preparation: All holding times were met.
Analysis: All holding times were met.

III. PREPARATION: Sample preparation proceeded normally.

IV. ANALYSIS

A .Calibration: All acceptance criteria were met.

B. Blanks: All acceptance criteria were met.

C. Duplicates All acceptance criteria were met**.**

D. Spikes: All acceptance criteria were met**.**

E. Surrogates: Method FLPRO: The recovery for O-Terphenyl in sample MW-4 was outside the acceptable limit due to matrix interference in the sample. Results are flagged with a J4 qualifier.

Method 8270-PAHs: The recoveries for p-Terphenyl-d14 in samples MW-4 and MW-2 were outside the acceptable limit due to matrix interference in the sample. Results are flagged with a J4 qualifier.

F. Samples: All acceptance criteria were met**.**

G. Other:

I certify that this data package is in compliance with the terms and conditions agreed to by Advanced Environmental Laboratories, Inc. and by the client, both technically and for completeness, except for the conditions detailed above. The Technical Director or his designee, as verified by the following signature, has authorized release of the data contained in this hard copy data package and in the computer-readable data submitted on diskette:

Advanced Environmental Laboratories, Inc.
2639 N Monroe St Suite D
Tallahassee, FL 32303-4069
Phone: (850) 219-6274
Fax: (850) 219-6275

SAMPLE SUMMARY

Workorder: S1400256 Bay Tank & Fabricating

Lab ID	Sample ID	Matrix	Date Collected	Date Received
S1400256001	MW-3	Water	4/17/2014 10:22	4/21/2014 09:08
S1400256002	MW-4	Water	4/17/2014 11:20	4/21/2014 09:08
S1400256003	MW-1	Water	4/17/2014 12:07	4/21/2014 09:08
S1400256004	MW-2	Water	4/17/2014 12:50	4/21/2014 09:08
S1400256005	MW-5	Water	4/17/2014 13:29	4/21/2014 09:08

CERTIFICATE OF ANALYSIS

This report shall not be reproduced, except in full,
without the written consent of Advanced Environmental Laboratories, Inc..

3004.1.0.0

Advanced Environmental Laboratories, Inc.
2639 N Monroe St Suite D
Tallahassee, FL 32303-4069
Phone: (850) 219-6274
Fax: (850) 219-6275

ANALYTICAL RESULTS

Workorder: S1400256 Bay Tank & Fabricating

Lab ID: **S1400256001** Date Received: 04/21/14 09:08 Matrix: Water

Sample ID: **MW-3** Date Collected: 04/17/14 10:22

Sample Description: Location:

Parameters	Results	Units	Qual	DF	Adjusted PQL	Adjusted MDL	Analyzed	Lab
METALS								
Analysis Desc: SW846 6010B Analysis,Water	Preparation Method: SW-846 3010A Analytical Method: SW-846 6010							
Arsenic	**0.0085**	**mg/L**	**U**	**1**	0.010	0.0085	4/23/2014 12:55	J
Barium	**0.0077**	**mg/L**		**1**	0.0020	0.00028	4/23/2014 12:55	J
Cadmium	**0.00032**	**mg/L**	**U**	**1**	0.00060	0.00032	4/23/2014 12:55	J
Chromium	**0.0023**	**mg/L**		**1**	0.0010	0.00050	4/23/2014 12:55	J
Lead	**0.0013**	**mg/L**	**U**	**1**	0.0070	0.0013	4/23/2014 12:55	J
Selenium	**0.0068**	**mg/L**	**U**	**1**	0.020	0.0068	4/23/2014 12:55	J
Silver	**0.00044**	**mg/L**	**U**	**1**	0.0040	0.00044	4/23/2014 12:55	J
Analysis Desc: SW846 7470A Analysis,Water	Preparation Method: SW-846 7470A Analytical Method: SW-846 7470A							
Mercury	**0.000010**	**mg/L**	**U**	**1**	0.00010	0.000010	4/24/2014 13:43	J
SEMIVOLATILES								
Analysis Desc: Flo-Pro Analysis, Water	Preparation Method: FL-PRO Analytical Method: FL-PRO							
TPH	**130**	**ug/L**	**I**	**1**	420	100	4/23/2014 18:34	J
o-Terphenyl (S)	**99**	**%**		**1**	82-142		4/23/2014 18:34	
Nonatricontane-C39 (S)	**95**	**%**		**1**	42-193		4/23/2014 18:34	
Analysis Desc: 8270C-SIM Analysis, Water	Preparation Method: SW-846 3510C Analytical Method: SW-846 8270C (SIM)							
1-Methylnaphthalene	**0.048**	**ug/L**	**U**	**1**	0.20	0.048	4/24/2014 13:51	J
2-Methylnaphthalene	**0.045**	**ug/L**	**U**	**1**	0.20	0.045	4/24/2014 13:51	J
Acenaphthene	**0.034**	**ug/L**	**U**	**1**	0.20	0.034	4/24/2014 13:51	J
Acenaphthylene	**0.030**	**ug/L**	**U**	**1**	0.20	0.030	4/24/2014 13:51	J
Anthracene	**0.25**	**ug/L**		**1**	0.20	0.028	4/24/2014 13:51	J
Benzo[a]anthracene	**0.026**	**ug/L**	**U**	**1**	0.20	0.026	4/24/2014 13:51	J
Benzo[a]pyrene	**0.024**	**ug/L**	**U**	**1**	0.20	0.024	4/24/2014 13:51	J
Benzo[b]fluoranthene	**0.040**	**ug/L**	**U**	**1**	0.20	0.040	4/24/2014 13:51	J
Benzo[g,h,i]perylene	**0.034**	**ug/L**	**U**	**1**	0.20	0.034	4/24/2014 13:51	J
Benzo[k]fluoranthene	**0.058**	**ug/L**	**U**	**1**	0.20	0.058	4/24/2014 13:51	J
Chrysene	**0.041**	**ug/L**	**U**	**1**	0.20	0.041	4/24/2014 13:51	J
Dibenzo[a,h]anthracene	**0.042**	**ug/L**	**U**	**1**	0.20	0.042	4/24/2014 13:51	J
Fluoranthene	**0.027**	**ug/L**	**U**	**1**	0.20	0.027	4/24/2014 13:51	J
Fluorene	**0.030**	**ug/L**	**U**	**1**	0.20	0.030	4/24/2014 13:51	J

CERTIFICATE OF ANALYSIS

This report shall not be reproduced, except in full,
without the written consent of Advanced Environmental Laboratories, Inc..

Advanced Environmental Laboratories, Inc.
2639 N Monroe St Suite D
Tallahassee, FL 32303-4069
Phone: (850) 219-6274
Fax: (850) 219-6275

ANALYTICAL RESULTS

Workorder: S1400256 Bay Tank & Fabricating

Lab ID: **S1400256001** Date Received: 04/21/14 09:08 Matrix: Water

Sample ID: **MW-3** Date Collected: 04/17/14 10:22

Sample Description: Location:

Parameters	Results	Units	Qual	DF	Adjusted PQL	Adjusted MDL	Analyzed	Lab
Indeno(1,2,3-cd)pyrene	**0.048**	**ug/L**	**U**	**1**	0.20	0.048	4/24/2014 13:51	J
Naphthalene	**0.053**	**ug/L**	**U**	**1**	0.20	0.053	4/24/2014 13:51	J
Phenanthrene	**0.036**	**ug/L**	**U**	**1**	0.20	0.036	4/24/2014 13:51	J
Pyrene	**0.033**	**ug/L**	**U**	**1**	0.20	0.033	4/24/2014 13:51	J
Nitrobenzene-d5 (S)	**53**	**%**		**1**	32-147		4/24/2014 13:51	
2-Fluorobiphenyl (S)	**58**	**%**		**1**	34-140		4/24/2014 13:51	
p-Terphenyl-d14 (S)	**71**	**%**		**1**	54-138		4/24/2014 13:51	

VOLATILES

Analysis Desc: 8260B Analysis, Water Preparation Method: SW-846 5030B

Analytical Method: SW-846 8260B

1,1,1,2-Tetrachloroethane	**0.28**	**ug/L**	**U**	**1**	1.0	0.28	4/23/2014 04:04	J
1,1,1-Trichloroethane	**0.29**	**ug/L**	**U**	**1**	1.0	0.29	4/23/2014 04:04	J
1,1,2,2-Tetrachloroethane	**0.48**	**ug/L**	**U**	**1**	1.0	0.48	4/23/2014 04:04	J
1,1,2-Trichloroethane	**0.33**	**ug/L**	**U**	**1**	1.0	0.33	4/23/2014 04:04	J
1,1-Dichloroethane	**0.21**	**ug/L**	**U**	**1**	1.0	0.21	4/23/2014 04:04	J
1,1-Dichloroethylene	**0.29**	**ug/L**	**U**	**1**	1.0	0.29	4/23/2014 04:04	J
1,1-Dichloropropene	**0.24**	**ug/L**	**U**	**1**	1.0	0.24	4/23/2014 04:04	J
1,2,3-Trichlorobenzene	**0.29**	**ug/L**	**U**	**1**	5.0	0.29	4/23/2014 04:04	J
1,2,3-Trichloropropane	**0.56**	**ug/L**	**U**	**1**	1.0	0.56	4/23/2014 04:04	J
1,2,4-Trichlorobenzene	**0.41**	**ug/L**	**U**	**1**	1.0	0.41	4/23/2014 04:04	J
1,2,4-Trimethylbenzene	**0.25**	**ug/L**	**U**	**1**	1.0	0.25	4/23/2014 04:04	J
1,2-Dibromo-3-Chloropropane	**3.1**	**ug/L**	**U**	**1**	5.0	3.1	4/23/2014 04:04	J
1,2-Dichlorobenzene	**0.36**	**ug/L**	**U**	**1**	1.0	0.36	4/23/2014 04:04	J
1,2-Dichloroethane	**0.29**	**ug/L**	**U**	**1**	1.0	0.29	4/23/2014 04:04	J
1,2-Dichloropropane	**0.29**	**ug/L**	**U**	**1**	1.0	0.29	4/23/2014 04:04	J
1,3,5-Trimethylbenzene	**0.21**	**ug/L**	**U**	**1**	1.0	0.21	4/23/2014 04:04	J
1,3-Dichlorobenzene	**0.31**	**ug/L**	**U**	**1**	1.0	0.31	4/23/2014 04:04	J
1,3-Dichloropropane	**0.31**	**ug/L**	**U**	**1**	1.0	0.31	4/23/2014 04:04	J
1,4-Dichlorobenzene	**0.37**	**ug/L**	**U**	**1**	1.0	0.37	4/23/2014 04:04	J
2,2-Dichloropropane	**0.57**	**ug/L**	**U**	**1**	5.0	0.57	4/23/2014 04:04	J
2-Butanone (MEK)	**0.98**	**ug/L**	**U**	**1**	5.0	0.98	4/23/2014 04:04	J
2-Chloroethyl Vinyl Ether	**0.25**	**ug/L**	**U**	**1**	5.0	0.25	4/23/2014 04:04	J
2-Chlorotoluene	**0.31**	**ug/L**	**U**	**1**	1.0	0.31	4/23/2014 04:04	J
2-Hexanone	**0.54**	**ug/L**	**U**	**1**	5.0	0.54	4/23/2014 04:04	J
4-Chlorotoluene	**0.23**	**ug/L**	**U**	**1**	1.0	0.23	4/23/2014 04:04	J
4-Methyl-2-pentanone (MIBK)	**0.51**	**ug/L**	**U**	**1**	5.0	0.51	4/23/2014 04:04	J
Acetone	**3.3**	**ug/L**	**U**	**1**	5.0	3.3	4/23/2014 04:04	J
Acrolein (Propenal)	**3.5**	**ug/L**	**U**	**1**	5.0	3.5	4/23/2014 04:04	J

CERTIFICATE OF ANALYSIS

This report shall not be reproduced, except in full,
without the written consent of Advanced Environmental Laboratories, Inc..

3004.1.0.0

Advanced Environmental Laboratories, Inc.
2639 N Monroe St Suite D
Tallahassee, FL 32303-4069
Phone: (850) 219-6274
Fax: (850) 219-6275

ANALYTICAL RESULTS

Workorder: S1400256 Bay Tank & Fabricating

Lab ID: **S1400256001** Date Received: 04/21/14 09:08 Matrix: Water

Sample ID: **MW-3** Date Collected: 04/17/14 10:22

Sample Description: Location:

Parameters	Results	Units	Qual	DF	Adjusted PQL	Adjusted MDL	Analyzed	Lab
Acrylonitrile	**1.6**	**ug/L**	**U**	**1**	5.0	1.6	4/23/2014 04:04	J
Benzene	**0.21**	**ug/L**	**U**	**1**	1.0	0.21	4/23/2014 04:04	J
Bromobenzene	**0.32**	**ug/L**	**U**	**1**	1.0	0.32	4/23/2014 04:04	J
Bromochloromethane	**0.37**	**ug/L**	**U**	**1**	1.0	0.37	4/23/2014 04:04	J
Bromodichloromethane	**0.26**	**ug/L**	**U**	**1**	1.0	0.26	4/23/2014 04:04	J
Bromoform	**0.60**	**ug/L**	**U**	**1**	5.0	0.60	4/23/2014 04:04	J
Bromomethane	**0.27**	**ug/L**	**U**	**1**	1.0	0.27	4/23/2014 04:04	J
Carbon Disulfide	**0.34**	**ug/L**	**U**	**1**	1.0	0.34	4/23/2014 04:04	J
Carbon Tetrachloride	**0.26**	**ug/L**	**U**	**1**	1.0	0.26	4/23/2014 04:04	J
Chlorobenzene	**0.23**	**ug/L**	**U**	**1**	1.0	0.23	4/23/2014 04:04	J
Chloroethane	**0.58**	**ug/L**	**U**	**1**	1.0	0.58	4/23/2014 04:04	J
Chloroform	**0.26**	**ug/L**	**U**	**1**	1.0	0.26	4/23/2014 04:04	J
Chloromethane	**0.29**	**ug/L**	**U**	**1**	1.0	0.29	4/23/2014 04:04	J
Dibromochloromethane	**0.22**	**ug/L**	**U**	**1**	1.0	0.22	4/23/2014 04:04	J
Dibromomethane	**0.35**	**ug/L**	**U**	**1**	1.0	0.35	4/23/2014 04:04	J
Dichlorodifluoromethane	**0.34**	**ug/L**	**U**	**1**	1.0	0.34	4/23/2014 04:04	J
Ethylbenzene	**0.24**	**ug/L**	**U**	**1**	1.0	0.24	4/23/2014 04:04	J
Ethylene Dibromide (EDB)	**0.37**	**ug/L**	**U**	**1**	1.0	0.37	4/23/2014 04:04	J
Hexachlorobutadiene	**0.58**	**ug/L**	**U**	**1**	5.0	0.58	4/23/2014 04:04	J
Iodomethane (Methyl Iodide)	**0.51**	**ug/L**	**U**	**1**	5.0	0.51	4/23/2014 04:04	J
Isopropylbenzene	**0.25**	**ug/L**	**U**	**1**	1.0	0.25	4/23/2014 04:04	J
Methyl tert-butyl Ether (MTBE)	**0.32**	**ug/L**	**U**	**1**	1.0	0.32	4/23/2014 04:04	J
Methylene Chloride	**0.32**	**ug/L**	**U**	**1**	5.0	0.32	4/23/2014 04:04	J
Naphthalene	**0.33**	**ug/L**	**U**	**1**	5.0	0.33	4/23/2014 04:04	J
Styrene	**0.21**	**ug/L**	**U**	**1**	1.0	0.21	4/23/2014 04:04	J
Tetrachloroethylene (PCE)	**0.36**	**ug/L**	**U**	**1**	1.0	0.36	4/23/2014 04:04	J
Toluene	**0.28**	**ug/L**	**U**	**1**	1.0	0.28	4/23/2014 04:04	J
Trichloroethene	**0.36**	**ug/L**	**U**	**1**	1.0	0.36	4/23/2014 04:04	J
Trichlorofluoromethane	**0.35**	**ug/L**	**U**	**1**	1.0	0.35	4/23/2014 04:04	J
Vinyl Acetate	**0.67**	**ug/L**	**U**	**1**	1.0	0.67	4/23/2014 04:04	J
Vinyl Chloride	**0.37**	**ug/L**	**U**	**1**	1.0	0.37	4/23/2014 04:04	J
Xylene (Total)	**0.62**	**ug/L**	**U**	**1**	3.0	0.62	4/23/2014 04:04	J
cis-1,2-Dichloroethylene	**0.28**	**ug/L**	**U**	**1**	1.0	0.28	4/23/2014 04:04	J
cis-1,3-Dichloropropene	**0.29**	**ug/L**	**U**	**1**	1.0	0.29	4/23/2014 04:04	J
n-Butylbenzene	**0.18**	**ug/L**	**U**	**1**	1.0	0.18	4/23/2014 04:04	J
n-propylbenzene	**0.24**	**ug/L**	**U**	**1**	1.0	0.24	4/23/2014 04:04	J
sec-butylbenzene	**0.19**	**ug/L**	**U**	**1**	1.0	0.19	4/23/2014 04:04	J
tert-butylbenzene	**0.26**	**ug/L**	**U**	**1**	1.0	0.26	4/23/2014 04:04	J
trans-1,2-Dichloroethylene	**0.40**	**ug/L**	**U**	**1**	1.0	0.40	4/23/2014 04:04	J
trans-1,3-Dichloropropylene	**0.19**	**ug/L**	**U**	**1**	5.0	0.19	4/23/2014 04:04	J

CERTIFICATE OF ANALYSIS

This report shall not be reproduced, except in full,
without the written consent of Advanced Environmental Laboratories, Inc..

Advanced Environmental Laboratories, Inc.
2639 N Monroe St Suite D
Tallahassee, FL 32303-4069
Phone: (850) 219-6274
Fax: (850) 219-6275

ANALYTICAL RESULTS

Workorder: S1400256 Bay Tank & Fabricating

Lab ID: **S1400256001** Date Received: 04/21/14 09:08 Matrix: Water
Sample ID: **MW-3** Date Collected: 04/17/14 10:22

Sample Description: Location:

Parameters	Results	Units	Qual	DF	Adjusted PQL	Adjusted MDL	Analyzed	Lab
1,2-Dichloroethane-d4 (S)	**99**	**%**		**1**	80-120		4/23/2014 04:04	
Toluene-d8 (S)	**95**	**%**		**1**	88-110		4/23/2014 04:04	
Bromofluorobenzene (S)	**106**	**%**		**1**	86-115		4/23/2014 04:04	

Lab ID: **S1400256002** Date Received: 04/21/14 09:08 Matrix: Water
Sample ID: **MW-4** Date Collected: 04/17/14 11:20

Sample Description: Location:

Parameters	Results	Units	Qual	DF	Adjusted PQL	Adjusted MDL	Analyzed	Lab
METALS								
Analysis Desc: SW846 6010B Analysis,Water	Preparation Method: SW-846 3010A Analytical Method: SW-846 6010							
Arsenic	**0.0085**	**mg/L**	**U**	**1**	0.010	0.0085	4/23/2014 13:36	J
Barium	**0.20**	**mg/L**		**1**	0.0020	0.00028	4/23/2014 13:36	J
Cadmium	**0.0018**	**mg/L**		**1**	0.00060	0.00032	4/23/2014 13:36	J
Chromium	**0.16**	**mg/L**		**1**	0.0010	0.00050	4/23/2014 13:36	J
Lead	**0.27**	**mg/L**		**1**	0.0070	0.0013	4/23/2014 13:36	J
Selenium	**0.018**	**mg/L**	**I**	**1**	0.020	0.0068	4/23/2014 13:36	J
Silver	**0.00044**	**mg/L**	**U**	**1**	0.0040	0.00044	4/23/2014 13:36	J
Analysis Desc: SW846 7470A Analysis,Water	Preparation Method: SW-846 7470A Analytical Method: SW-846 7470A							
Mercury	**0.000013**	**mg/L**	**I**	**1**	0.00010	0.000010	4/24/2014 13:45	J
SEMIVOLATILES								
Analysis Desc: Flo-Pro Analysis, Water	Preparation Method: FL-PRO Analytical Method: FL-PRO							
TPH	**790**	**ug/L**		**1**	420	100	4/23/2014 19:01	J
o-Terphenyl (S)	**68**	**%**	**J4**	**1**	82-142		4/23/2014 19:01	
Nonatricontane-C39 (S)	**57**	**%**		**1**	42-193		4/23/2014 19:01	
Analysis Desc: 8270C-SIM Analysis, Water	Preparation Method: SW-846 3510C Analytical Method: SW-846 8270C (SIM)							
1-Methylnaphthalene	**0.048**	**ug/L**	**U**	**1**	0.20	0.048	4/24/2014 14:20	J
2-Methylnaphthalene	**0.045**	**ug/L**	**U**	**1**	0.20	0.045	4/24/2014 14:20	J

CERTIFICATE OF ANALYSIS

This report shall not be reproduced, except in full,
without the written consent of Advanced Environmental Laboratories, Inc..

Advanced Environmental Laboratories, Inc.
2639 N Monroe St Suite D
Tallahassee, FL 32303-4069
Phone: (850) 219-6274
Fax: (850) 219-6275

ANALYTICAL RESULTS

Workorder: S1400256 Bay Tank & Fabricating

Lab ID: **S1400256002** Date Received: 04/21/14 09:08 Matrix: Water

Sample ID: **MW-4** Date Collected: 04/17/14 11:20

Sample Description: Location:

Parameters	Results	Units	Qual	DF	Adjusted PQL	Adjusted MDL	Analyzed	Lab
Acenaphthene	**0.034**	**ug/L**	**U**	**1**	0.20	0.034	4/24/2014 14:20	J
Acenaphthylene	**0.030**	**ug/L**	**U**	**1**	0.20	0.030	4/24/2014 14:20	J
Anthracene	**0.028**	**ug/L**	**U**	**1**	0.20	0.028	4/24/2014 14:20	J
Benzo[a]anthracene	**0.053**	**ug/L**	**I**	**1**	0.20	0.026	4/24/2014 14:20	J
Benzo[a]pyrene	**0.024**	**ug/L**	**U**	**1**	0.20	0.024	4/24/2014 14:20	J
Benzo[b]fluoranthene	**0.040**	**ug/L**	**U**	**1**	0.20	0.040	4/24/2014 14:20	J
Benzo[g,h,i]perylene	**0.034**	**ug/L**	**U**	**1**	0.20	0.034	4/24/2014 14:20	J
Benzo[k]fluoranthene	**0.058**	**ug/L**	**U**	**1**	0.20	0.058	4/24/2014 14:20	J
Chrysene	**0.041**	**ug/L**	**U**	**1**	0.20	0.041	4/24/2014 14:20	J
Dibenzo[a,h]anthracene	**0.042**	**ug/L**	**U**	**1**	0.20	0.042	4/24/2014 14:20	J
Fluoranthene	**0.027**	**ug/L**	**U**	**1**	0.20	0.027	4/24/2014 14:20	J
Fluorene	**0.030**	**ug/L**	**U**	**1**	0.20	0.030	4/24/2014 14:20	J
Indeno(1,2,3-cd)pyrene	**0.048**	**ug/L**	**U**	**1**	0.20	0.048	4/24/2014 14:20	J
Naphthalene	**0.053**	**ug/L**	**U**	**1**	0.20	0.053	4/24/2014 14:20	J
Phenanthrene	**0.036**	**ug/L**	**U**	**1**	0.20	0.036	4/24/2014 14:20	J
Pyrene	**0.033**	**ug/L**	**U**	**1**	0.20	0.033	4/24/2014 14:20	J
Nitrobenzene-d5 (S)	**39**	**%**		**1**	32-147		4/24/2014 14:20	
2-Fluorobiphenyl (S)	**40**	**%**		**1**	34-140		4/24/2014 14:20	
p-Terphenyl-d14 (S)	**34**	**%**	**J4**	**1**	54-138		4/24/2014 14:20	

VOLATILES

Analysis Desc: 8260B Analysis, Water — Preparation Method: SW-846 5030B

Analytical Method: SW-846 8260B

1,1,1,2-Tetrachloroethane	**0.28**	**ug/L**	**U**	**1**	1.0	0.28	4/23/2014 04:50	J
1,1,1-Trichloroethane	**0.29**	**ug/L**	**U**	**1**	1.0	0.29	4/23/2014 04:50	J
1,1,2,2-Tetrachloroethane	**0.48**	**ug/L**	**U**	**1**	1.0	0.48	4/23/2014 04:50	J
1,1,2-Trichloroethane	**0.33**	**ug/L**	**U**	**1**	1.0	0.33	4/23/2014 04:50	J
1,1-Dichloroethane	**0.21**	**ug/L**	**U**	**1**	1.0	0.21	4/23/2014 04:50	J
1,1-Dichloroethylene	**0.29**	**ug/L**	**U**	**1**	1.0	0.29	4/23/2014 04:50	J
1,1-Dichloropropene	**0.24**	**ug/L**	**U**	**1**	1.0	0.24	4/23/2014 04:50	J
1,2,3-Trichlorobenzene	**0.29**	**ug/L**	**U**	**1**	5.0	0.29	4/23/2014 04:50	J
1,2,3-Trichloropropane	**0.56**	**ug/L**	**U**	**1**	1.0	0.56	4/23/2014 04:50	J
1,2,4-Trichlorobenzene	**0.41**	**ug/L**	**U**	**1**	1.0	0.41	4/23/2014 04:50	J
1,2,4-Trimethylbenzene	**0.25**	**ug/L**	**U**	**1**	1.0	0.25	4/23/2014 04:50	J
1,2-Dibromo-3-Chloropropane	**3.1**	**ug/L**	**U**	**1**	5.0	3.1	4/23/2014 04:50	J
1,2-Dichlorobenzene	**0.36**	**ug/L**	**U**	**1**	1.0	0.36	4/23/2014 04:50	J
1,2-Dichloroethane	**0.29**	**ug/L**	**U**	**1**	1.0	0.29	4/23/2014 04:50	J
1,2-Dichloropropane	**0.29**	**ug/L**	**U**	**1**	1.0	0.29	4/23/2014 04:50	J
1,3,5-Trimethylbenzene	**0.21**	**ug/L**	**U**	**1**	1.0	0.21	4/23/2014 04:50	J

CERTIFICATE OF ANALYSIS

This report shall not be reproduced, except in full,
without the written consent of Advanced Environmental Laboratories, Inc..

3004.1.0.0

Advanced Environmental Laboratories, Inc.
2639 N Monroe St Suite D
Tallahassee, FL 32303-4069
Phone: (850) 219-6274
Fax: (850) 219-6275

ANALYTICAL RESULTS

Workorder: S1400256 Bay Tank & Fabricating

Lab ID: **S1400256002** Date Received: 04/21/14 09:08 Matrix: Water

Sample ID: **MW-4** Date Collected: 04/17/14 11:20

Sample Description: Location:

Parameters	Results	Units	Qual	DF	Adjusted PQL	Adjusted MDL	Analyzed	Lab
1,3-Dichlorobenzene	**0.31**	**ug/L**	**U**	**1**	1.0	0.31	4/23/2014 04:50	J
1,3-Dichloropropane	**0.31**	**ug/L**	**U**	**1**	1.0	0.31	4/23/2014 04:50	J
1,4-Dichlorobenzene	**0.37**	**ug/L**	**U**	**1**	1.0	0.37	4/23/2014 04:50	J
2,2-Dichloropropane	**0.57**	**ug/L**	**U**	**1**	5.0	0.57	4/23/2014 04:50	J
2-Butanone (MEK)	**0.98**	**ug/L**	**U**	**1**	5.0	0.98	4/23/2014 04:50	J
2-Chloroethyl Vinyl Ether	**0.25**	**ug/L**	**U**	**1**	5.0	0.25	4/23/2014 04:50	J
2-Chlorotoluene	**0.31**	**ug/L**	**U**	**1**	1.0	0.31	4/23/2014 04:50	J
2-Hexanone	**0.54**	**ug/L**	**U**	**1**	5.0	0.54	4/23/2014 04:50	J
4-Chlorotoluene	**0.23**	**ug/L**	**U**	**1**	1.0	0.23	4/23/2014 04:50	J
4-Methyl-2-pentanone (MIBK)	**0.51**	**ug/L**	**U**	**1**	5.0	0.51	4/23/2014 04:50	J
Acetone	**8.5**	**ug/L**		**1**	5.0	3.3	4/23/2014 04:50	J
Acrolein (Propenal)	**3.5**	**ug/L**	**U**	**1**	5.0	3.5	4/23/2014 04:50	J
Acrylonitrile	**1.6**	**ug/L**	**U**	**1**	5.0	1.6	4/23/2014 04:50	J
Benzene	**0.21**	**ug/L**	**U**	**1**	1.0	0.21	4/23/2014 04:50	J
Bromobenzene	**0.32**	**ug/L**	**U**	**1**	1.0	0.32	4/23/2014 04:50	J
Bromochloromethane	**0.37**	**ug/L**	**U**	**1**	1.0	0.37	4/23/2014 04:50	J
Bromodichloromethane	**0.26**	**ug/L**	**U**	**1**	1.0	0.26	4/23/2014 04:50	J
Bromoform	**0.60**	**ug/L**	**U**	**1**	5.0	0.60	4/23/2014 04:50	J
Bromomethane	**0.27**	**ug/L**	**U**	**1**	1.0	0.27	4/23/2014 04:50	J
Carbon Disulfide	**0.34**	**ug/L**	**U**	**1**	1.0	0.34	4/23/2014 04:50	J
Carbon Tetrachloride	**0.26**	**ug/L**	**U**	**1**	1.0	0.26	4/23/2014 04:50	J
Chlorobenzene	**0.23**	**ug/L**	**U**	**1**	1.0	0.23	4/23/2014 04:50	J
Chloroethane	**0.58**	**ug/L**	**U**	**1**	1.0	0.58	4/23/2014 04:50	J
Chloroform	**0.26**	**ug/L**	**U**	**1**	1.0	0.26	4/23/2014 04:50	J
Chloromethane	**0.29**	**ug/L**	**U**	**1**	1.0	0.29	4/23/2014 04:50	J
Dibromochloromethane	**0.22**	**ug/L**	**U**	**1**	1.0	0.22	4/23/2014 04:50	J
Dibromomethane	**0.35**	**ug/L**	**U**	**1**	1.0	0.35	4/23/2014 04:50	J
Dichlorodifluoromethane	**0.34**	**ug/L**	**U**	**1**	1.0	0.34	4/23/2014 04:50	J
Ethylbenzene	**0.24**	**ug/L**	**U**	**1**	1.0	0.24	4/23/2014 04:50	J
Ethylene Dibromide (EDB)	**0.37**	**ug/L**	**U**	**1**	1.0	0.37	4/23/2014 04:50	J
Hexachlorobutadiene	**0.58**	**ug/L**	**U**	**1**	5.0	0.58	4/23/2014 04:50	J
Iodomethane (Methyl Iodide)	**0.51**	**ug/L**	**U**	**1**	5.0	0.51	4/23/2014 04:50	J
Isopropylbenzene	**0.25**	**ug/L**	**U**	**1**	1.0	0.25	4/23/2014 04:50	J
Methyl tert-butyl Ether (MTBE)	**0.32**	**ug/L**	**U**	**1**	1.0	0.32	4/23/2014 04:50	J
Methylene Chloride	**0.32**	**ug/L**	**U**	**1**	5.0	0.32	4/23/2014 04:50	J
Naphthalene	**0.33**	**ug/L**	**U**	**1**	5.0	0.33	4/23/2014 04:50	J
Styrene	**0.21**	**ug/L**	**U**	**1**	1.0	0.21	4/23/2014 04:50	J
Tetrachloroethylene (PCE)	**0.36**	**ug/L**	**U**	**1**	1.0	0.36	4/23/2014 04:50	J
Toluene	**0.28**	**ug/L**	**U**	**1**	1.0	0.28	4/23/2014 04:50	J
Trichloroethene	**0.36**	**ug/L**	**U**	**1**	1.0	0.36	4/23/2014 04:50	J

CERTIFICATE OF ANALYSIS

This report shall not be reproduced, except in full,
without the written consent of Advanced Environmental Laboratories, Inc..

Advanced Environmental Laboratories, Inc.
2639 N Monroe St Suite D
Tallahassee, FL 32303-4069
Phone: (850) 219-6274
Fax: (850) 219-6275

ANALYTICAL RESULTS

Workorder: S1400256 Bay Tank & Fabricating

Lab ID: **S1400256002** Date Received: 04/21/14 09:08 Matrix: Water
Sample ID: **MW-4** Date Collected: 04/17/14 11:20

Sample Description: Location:

Parameters	Results	Units	Qual	DF	Adjusted PQL	Adjusted MDL	Analyzed	Lab
Trichlorofluoromethane	**0.35**	**ug/L**	**U**	**1**	1.0	0.35	4/23/2014 04:50	J
Vinyl Acetate	**0.67**	**ug/L**	**U**	**1**	1.0	0.67	4/23/2014 04:50	J
Vinyl Chloride	**0.37**	**ug/L**	**U**	**1**	1.0	0.37	4/23/2014 04:50	J
Xylene (Total)	**0.62**	**ug/L**	**U**	**1**	3.0	0.62	4/23/2014 04:50	J
cis-1,2-Dichloroethylene	**0.28**	**ug/L**	**U**	**1**	1.0	0.28	4/23/2014 04:50	J
cis-1,3-Dichloropropene	**0.29**	**ug/L**	**U**	**1**	1.0	0.29	4/23/2014 04:50	J
n-Butylbenzene	**0.18**	**ug/L**	**U**	**1**	1.0	0.18	4/23/2014 04:50	J
n-propylbenzene	**0.24**	**ug/L**	**U**	**1**	1.0	0.24	4/23/2014 04:50	J
sec-butylbenzene	**0.19**	**ug/L**	**U**	**1**	1.0	0.19	4/23/2014 04:50	J
tert-butylbenzene	**0.26**	**ug/L**	**U**	**1**	1.0	0.26	4/23/2014 04:50	J
trans-1,2-Dichloroethylene	**0.40**	**ug/L**	**U**	**1**	1.0	0.40	4/23/2014 04:50	J
trans-1,3-Dichloropropylene	**0.19**	**ug/L**	**U**	**1**	5.0	0.19	4/23/2014 04:50	J
1,2-Dichloroethane-d4 (S)	**101**	**%**		**1**	80-120		4/23/2014 04:50	
Toluene-d8 (S)	**95**	**%**		**1**	88-110		4/23/2014 04:50	
Bromofluorobenzene (S)	**108**	**%**		**1**	86-115		4/23/2014 04:50	

Lab ID: **S1400256003** Date Received: 04/21/14 09:08 Matrix: Water
Sample ID: **MW-1** Date Collected: 04/17/14 12:07

Sample Description: Location:

Parameters	Results	Units	Qual	DF	Adjusted PQL	Adjusted MDL	Analyzed	Lab
METALS								
Analysis Desc: SW846 6010B Analysis,Water	Preparation Method: SW-846 3010A Analytical Method: SW-846 6010							
Arsenic	**0.0085**	**mg/L**	**U**	**1**	0.010	0.0085	4/23/2014 13:40	J
Barium	**0.0035**	**mg/L**		**1**	0.0020	0.00028	4/23/2014 13:40	J
Cadmium	**0.00032**	**mg/L**	**U**	**1**	0.00060	0.00032	4/23/2014 13:40	J
Chromium	**0.0015**	**mg/L**		**1**	0.0010	0.00050	4/23/2014 13:40	J
Lead	**0.0013**	**mg/L**	**U**	**1**	0.0070	0.0013	4/23/2014 13:40	J
Selenium	**0.0068**	**mg/L**	**U**	**1**	0.020	0.0068	4/23/2014 13:40	J
Silver	**0.00044**	**mg/L**	**U**	**1**	0.0040	0.00044	4/23/2014 13:40	J
Analysis Desc: SW846 7470A Analysis,Water	Preparation Method: SW-846 7470A Analytical Method: SW-846 7470A							
Mercury	**0.000010**	**mg/L**	**U**	**1**	0.00010	0.000010	4/24/2014 13:53	J

CERTIFICATE OF ANALYSIS

This report shall not be reproduced, except in full,
without the written consent of Advanced Environmental Laboratories, Inc..

Advanced Environmental Laboratories, Inc.
2639 N Monroe St Suite D
Tallahassee, FL 32303-4069
Phone: (850) 219-6274
Fax: (850) 219-6275

ANALYTICAL RESULTS

Workorder: S1400256 Bay Tank & Fabricating

Lab ID: **S1400256003** Date Received: 04/21/14 09:08 Matrix: Water

Sample ID: **MW-1** Date Collected: 04/17/14 12:07

Sample Description: Location:

Parameters	Results	Units	Qual	DF	Adjusted PQL	Adjusted MDL	Analyzed	Lab
SEMIVOLATILES								
Analysis Desc: Flo-Pro Analysis, Water	Preparation Method: FL-PRO Analytical Method: FL-PRO							
TPH	**110**	**ug/L**	**I**	**1**	420	100	4/23/2014 19:28	J
o-Terphenyl (S)	**86**	**%**		**1**	82-142		4/23/2014 19:28	
Nonatricontane-C39 (S)	**85**	**%**		**1**	42-193		4/23/2014 19:28	
Analysis Desc: 8270C-SIM Analysis, Water	Preparation Method: SW-846 3510C Analytical Method: SW-846 8270C (SIM)							
1-Methylnaphthalene	**0.048**	**ug/L**	**U**	**1**	0.20	0.048	4/24/2014 14:49	J
2-Methylnaphthalene	**0.045**	**ug/L**	**U**	**1**	0.20	0.045	4/24/2014 14:49	J
Acenaphthene	**0.034**	**ug/L**	**U**	**1**	0.20	0.034	4/24/2014 14:49	J
Acenaphthylene	**0.030**	**ug/L**	**U**	**1**	0.20	0.030	4/24/2014 14:49	J
Anthracene	**0.028**	**ug/L**	**U**	**1**	0.20	0.028	4/24/2014 14:49	J
Benzo[a]anthracene	**0.026**	**ug/L**	**U**	**1**	0.20	0.026	4/24/2014 14:49	J
Benzo[a]pyrene	**0.024**	**ug/L**	**U**	**1**	0.20	0.024	4/24/2014 14:49	J
Benzo[b]fluoranthene	**0.040**	**ug/L**	**U**	**1**	0.20	0.040	4/24/2014 14:49	J
Benzo[g,h,i]perylene	**0.034**	**ug/L**	**U**	**1**	0.20	0.034	4/24/2014 14:49	J
Benzo[k]fluoranthene	**0.058**	**ug/L**	**U**	**1**	0.20	0.058	4/24/2014 14:49	J
Chrysene	**0.041**	**ug/L**	**U**	**1**	0.20	0.041	4/24/2014 14:49	J
Dibenzo[a,h]anthracene	**0.042**	**ug/L**	**U**	**1**	0.20	0.042	4/24/2014 14:49	J
Fluoranthene	**0.027**	**ug/L**	**U**	**1**	0.20	0.027	4/24/2014 14:49	J
Fluorene	**0.030**	**ug/L**	**U**	**1**	0.20	0.030	4/24/2014 14:49	J
Indeno(1,2,3-cd)pyrene	**0.048**	**ug/L**	**U**	**1**	0.20	0.048	4/24/2014 14:49	J
Naphthalene	**0.053**	**ug/L**	**U**	**1**	0.20	0.053	4/24/2014 14:49	J
Phenanthrene	**0.036**	**ug/L**	**U**	**1**	0.20	0.036	4/24/2014 14:49	J
Pyrene	**0.033**	**ug/L**	**U**	**1**	0.20	0.033	4/24/2014 14:49	J
Nitrobenzene-d5 (S)	**61**	**%**		**1**	32-147		4/24/2014 14:49	
2-Fluorobiphenyl (S)	**62**	**%**		**1**	34-140		4/24/2014 14:49	
p-Terphenyl-d14 (S)	**60**	**%**		**1**	54-138		4/24/2014 14:49	
VOLATILES								
Analysis Desc: 8260B Analysis, Water	Preparation Method: SW-846 5030B Analytical Method: SW-846 8260B							
1,1,1,2-Tetrachloroethane	**0.28**	**ug/L**	**U**	**1**	1.0	0.28	4/23/2014 05:35	J
1,1,1-Trichloroethane	**0.29**	**ug/L**	**U**	**1**	1.0	0.29	4/23/2014 05:35	J
1,1,2,2-Tetrachloroethane	**0.48**	**ug/L**	**U**	**1**	1.0	0.48	4/23/2014 05:35	J
1,1,2-Trichloroethane	**0.33**	**ug/L**	**U**	**1**	1.0	0.33	4/23/2014 05:35	J

CERTIFICATE OF ANALYSIS

This report shall not be reproduced, except in full,
without the written consent of Advanced Environmental Laboratories, Inc..

Advanced Environmental Laboratories, Inc.
2639 N Monroe St Suite D
Tallahassee, FL 32303-4069
Phone: (850) 219-6274
Fax: (850) 219-6275

ANALYTICAL RESULTS

Workorder: S1400256 Bay Tank & Fabricating

Lab ID: **S1400256003** Date Received: 04/21/14 09:08 Matrix: Water

Sample ID: **MW-1** Date Collected: 04/17/14 12:07

Sample Description: Location:

Parameters	Results	Units	Qual	DF	Adjusted PQL	Adjusted MDL	Analyzed	Lab
1,1-Dichloroethane	**0.21**	**ug/L**	**U**	**1**	1.0	0.21	4/23/2014 05:35	J
1,1-Dichloroethylene	**0.29**	**ug/L**	**U**	**1**	1.0	0.29	4/23/2014 05:35	J
1,1-Dichloropropene	**0.24**	**ug/L**	**U**	**1**	1.0	0.24	4/23/2014 05:35	J
1,2,3-Trichlorobenzene	**0.29**	**ug/L**	**U**	**1**	5.0	0.29	4/23/2014 05:35	J
1,2,3-Trichloropropane	**0.56**	**ug/L**	**U**	**1**	1.0	0.56	4/23/2014 05:35	J
1,2,4-Trichlorobenzene	**0.41**	**ug/L**	**U**	**1**	1.0	0.41	4/23/2014 05:35	J
1,2,4-Trimethylbenzene	**0.25**	**ug/L**	**U**	**1**	1.0	0.25	4/23/2014 05:35	J
1,2-Dibromo-3-Chloropropane	**3.1**	**ug/L**	**U**	**1**	5.0	3.1	4/23/2014 05:35	J
1,2-Dichlorobenzene	**0.36**	**ug/L**	**U**	**1**	1.0	0.36	4/23/2014 05:35	J
1,2-Dichloroethane	**0.29**	**ug/L**	**U**	**1**	1.0	0.29	4/23/2014 05:35	J
1,2-Dichloropropane	**0.29**	**ug/L**	**U**	**1**	1.0	0.29	4/23/2014 05:35	J
1,3,5-Trimethylbenzene	**0.21**	**ug/L**	**U**	**1**	1.0	0.21	4/23/2014 05:35	J
1,3-Dichlorobenzene	**0.31**	**ug/L**	**U**	**1**	1.0	0.31	4/23/2014 05:35	J
1,3-Dichloropropane	**0.31**	**ug/L**	**U**	**1**	1.0	0.31	4/23/2014 05:35	J
1,4-Dichlorobenzene	**0.37**	**ug/L**	**U**	**1**	1.0	0.37	4/23/2014 05:35	J
2,2-Dichloropropane	**0.57**	**ug/L**	**U**	**1**	5.0	0.57	4/23/2014 05:35	J
2-Butanone (MEK)	**0.98**	**ug/L**	**U**	**1**	5.0	0.98	4/23/2014 05:35	J
2-Chloroethyl Vinyl Ether	**0.25**	**ug/L**	**U**	**1**	5.0	0.25	4/23/2014 05:35	J
2-Chlorotoluene	**0.31**	**ug/L**	**U**	**1**	1.0	0.31	4/23/2014 05:35	J
2-Hexanone	**0.54**	**ug/L**	**U**	**1**	5.0	0.54	4/23/2014 05:35	J
4-Chlorotoluene	**0.23**	**ug/L**	**U**	**1**	1.0	0.23	4/23/2014 05:35	J
4-Methyl-2-pentanone (MIBK)	**0.51**	**ug/L**	**U**	**1**	5.0	0.51	4/23/2014 05:35	J
Acetone	**3.3**	**ug/L**	**U**	**1**	5.0	3.3	4/23/2014 05:35	J
Acrolein (Propenal)	**3.5**	**ug/L**	**U**	**1**	5.0	3.5	4/23/2014 05:35	J
Acrylonitrile	**1.6**	**ug/L**	**U**	**1**	5.0	1.6	4/23/2014 05:35	J
Benzene	**0.21**	**ug/L**	**U**	**1**	1.0	0.21	4/23/2014 05:35	J
Bromobenzene	**0.32**	**ug/L**	**U**	**1**	1.0	0.32	4/23/2014 05:35	J
Bromochloromethane	**0.37**	**ug/L**	**U**	**1**	1.0	0.37	4/23/2014 05:35	J
Bromodichloromethane	**0.26**	**ug/L**	**U**	**1**	1.0	0.26	4/23/2014 05:35	J
Bromoform	**0.60**	**ug/L**	**U**	**1**	5.0	0.60	4/23/2014 05:35	J
Bromomethane	**0.27**	**ug/L**	**U**	**1**	1.0	0.27	4/23/2014 05:35	J
Carbon Disulfide	**0.34**	**ug/L**	**U**	**1**	1.0	0.34	4/23/2014 05:35	J
Carbon Tetrachloride	**0.26**	**ug/L**	**U**	**1**	1.0	0.26	4/23/2014 05:35	J
Chlorobenzene	**0.23**	**ug/L**	**U**	**1**	1.0	0.23	4/23/2014 05:35	J
Chloroethane	**0.58**	**ug/L**	**U**	**1**	1.0	0.58	4/23/2014 05:35	J
Chloroform	**0.26**	**ug/L**	**U**	**1**	1.0	0.26	4/23/2014 05:35	J
Chloromethane	**0.29**	**ug/L**	**U**	**1**	1.0	0.29	4/23/2014 05:35	J
Dibromochloromethane	**0.22**	**ug/L**	**U**	**1**	1.0	0.22	4/23/2014 05:35	J
Dibromomethane	**0.35**	**ug/L**	**U**	**1**	1.0	0.35	4/23/2014 05:35	J
Dichlorodifluoromethane	**0.34**	**ug/L**	**U**	**1**	1.0	0.34	4/23/2014 05:35	J

CERTIFICATE OF ANALYSIS

This report shall not be reproduced, except in full,
without the written consent of Advanced Environmental Laboratories, Inc..

Advanced Environmental Laboratories, Inc.
2639 N Monroe St Suite D
Tallahassee, FL 32303-4069
Phone: (850) 219-6274
Fax: (850) 219-6275

ANALYTICAL RESULTS

Workorder: S1400256 Bay Tank & Fabricating

Lab ID: **S1400256003** Date Received: 04/21/14 09:08 Matrix: Water
Sample ID: **MW-1** Date Collected: 04/17/14 12:07

Sample Description: Location:

Parameters	Results	Units	Qual	DF	Adjusted PQL	Adjusted MDL	Analyzed	Lab
Ethylbenzene	**0.24**	**ug/L**	**U**	**1**	1.0	0.24	4/23/2014 05:35	J
Ethylene Dibromide (EDB)	**0.37**	**ug/L**	**U**	**1**	1.0	0.37	4/23/2014 05:35	J
Hexachlorobutadiene	**0.58**	**ug/L**	**U**	**1**	5.0	0.58	4/23/2014 05:35	J
Iodomethane (Methyl Iodide)	**0.51**	**ug/L**	**U**	**1**	5.0	0.51	4/23/2014 05:35	J
Isopropylbenzene	**0.25**	**ug/L**	**U**	**1**	1.0	0.25	4/23/2014 05:35	J
Methyl tert-butyl Ether (MTBE)	**0.32**	**ug/L**	**U**	**1**	1.0	0.32	4/23/2014 05:35	J
Methylene Chloride	**0.32**	**ug/L**	**U**	**1**	5.0	0.32	4/23/2014 05:35	J
Naphthalene	**0.33**	**ug/L**	**U**	**1**	5.0	0.33	4/23/2014 05:35	J
Styrene	**0.21**	**ug/L**	**U**	**1**	1.0	0.21	4/23/2014 05:35	J
Tetrachloroethylene (PCE)	**0.36**	**ug/L**	**U**	**1**	1.0	0.36	4/23/2014 05:35	J
Toluene	**0.28**	**ug/L**	**U**	**1**	1.0	0.28	4/23/2014 05:35	J
Trichloroethene	**0.36**	**ug/L**	**U**	**1**	1.0	0.36	4/23/2014 05:35	J
Trichlorofluoromethane	**0.35**	**ug/L**	**U**	**1**	1.0	0.35	4/23/2014 05:35	J
Vinyl Acetate	**0.67**	**ug/L**	**U**	**1**	1.0	0.67	4/23/2014 05:35	J
Vinyl Chloride	**0.37**	**ug/L**	**U**	**1**	1.0	0.37	4/23/2014 05:35	J
Xylene (Total)	**0.62**	**ug/L**	**U**	**1**	3.0	0.62	4/23/2014 05:35	J
cis-1,2-Dichloroethylene	**0.28**	**ug/L**	**U**	**1**	1.0	0.28	4/23/2014 05:35	J
cis-1,3-Dichloropropene	**0.29**	**ug/L**	**U**	**1**	1.0	0.29	4/23/2014 05:35	J
n-Butylbenzene	**0.18**	**ug/L**	**U**	**1**	1.0	0.18	4/23/2014 05:35	J
n-propylbenzene	**0.24**	**ug/L**	**U**	**1**	1.0	0.24	4/23/2014 05:35	J
sec-butylbenzene	**0.19**	**ug/L**	**U**	**1**	1.0	0.19	4/23/2014 05:35	J
tert-butylbenzene	**0.26**	**ug/L**	**U**	**1**	1.0	0.26	4/23/2014 05:35	J
trans-1,2-Dichloroethylene	**0.40**	**ug/L**	**U**	**1**	1.0	0.40	4/23/2014 05:35	J
trans-1,3-Dichloropropylene	**0.19**	**ug/L**	**U**	**1**	5.0	0.19	4/23/2014 05:35	J
1,2-Dichloroethane-d4 (S)	**105**	**%**		**1**	80-120		4/23/2014 05:35	
Toluene-d8 (S)	**95**	**%**		**1**	88-110		4/23/2014 05:35	
Bromofluorobenzene (S)	**109**	**%**		**1**	86-115		4/23/2014 05:35	

Lab ID: **S1400256004** Date Received: 04/21/14 09:08 Matrix: Water
Sample ID: **MW-2** Date Collected: 04/17/14 12:50

Sample Description: Location:

Parameters	Results	Units	Qual	DF	Adjusted PQL	Adjusted MDL	Analyzed	Lab
METALS								
Analysis Desc: SW846 6010B Analysis,Water	Preparation Method: SW-846 3010A Analytical Method: SW-846 6010							

CERTIFICATE OF ANALYSIS
This report shall not be reproduced, except in full,
without the written consent of Advanced Environmental Laboratories, Inc..

Advanced Environmental Laboratories, Inc.
2639 N Monroe St Suite D
Tallahassee, FL 32303-4069
Phone: (850) 219-6274
Fax: (850) 219-6275

ANALYTICAL RESULTS

Workorder: S1400256 Bay Tank & Fabricating

Lab ID: **S1400256004** Date Received: 04/21/14 09:08 Matrix: Water

Sample ID: **MW-2** Date Collected: 04/17/14 12:50

Sample Description: Location:

Parameters	Results	Units	Qual	DF	Adjusted PQL	Adjusted MDL	Analyzed	Lab
Arsenic	**0.0085**	**mg/L**	**U**	**1**	0.010	0.0085	4/23/2014 13:45	J
Barium	**0.020**	**mg/L**		**1**	0.0020	0.00028	4/23/2014 13:45	J
Cadmium	**0.0012**	**mg/L**		**1**	0.00060	0.00032	4/23/2014 13:45	J
Chromium	**0.0019**	**mg/L**		**1**	0.0010	0.00050	4/23/2014 13:45	J
Lead	**0.0013**	**mg/L**	**I**	**1**	0.0070	0.0013	4/23/2014 13:45	J
Selenium	**0.0068**	**mg/L**	**U**	**1**	0.020	0.0068	4/23/2014 13:45	J
Silver	**0.00044**	**mg/L**	**U**	**1**	0.0040	0.00044	4/23/2014 13:45	J
Analysis Desc: SW846 7470A Analysis,Water	Preparation Method: SW-846 7470A Analytical Method: SW-846 7470A							
Mercury	**0.000010**	**mg/L**	**U**	**1**	0.00010	0.000010	4/24/2014 13:55	J
SEMIVOLATILES								
Analysis Desc: Flo-Pro Analysis, Water	Preparation Method: FL-PRO Analytical Method: FL-PRO							
TPH	**640**	**ug/L**		**1**	420	100	4/23/2014 19:54	J
o-Terphenyl (S)	**88**	**%**		**1**	82-142		4/23/2014 19:54	
Nonatricontane-C39 (S)	**82**	**%**		**1**	42-193		4/23/2014 19:54	
Analysis Desc: 8270C-SIM Analysis, Water	Preparation Method: SW-846 3510C Analytical Method: SW-846 8270C (SIM)							
1-Methylnaphthalene	**0.048**	**ug/L**	**U**	**1**	0.20	0.048	4/24/2014 15:17	J
2-Methylnaphthalene	**0.045**	**ug/L**	**U**	**1**	0.20	0.045	4/24/2014 15:17	J
Acenaphthene	**0.034**	**ug/L**	**U**	**1**	0.20	0.034	4/24/2014 15:17	J
Acenaphthylene	**0.030**	**ug/L**	**U**	**1**	0.20	0.030	4/24/2014 15:17	J
Anthracene	**0.028**	**ug/L**	**U**	**1**	0.20	0.028	4/24/2014 15:17	J
Benzo[a]anthracene	**0.026**	**ug/L**	**U**	**1**	0.20	0.026	4/24/2014 15:17	J
Benzo[a]pyrene	**0.024**	**ug/L**	**U**	**1**	0.20	0.024	4/24/2014 15:17	J
Benzo[b]fluoranthene	**0.040**	**ug/L**	**U**	**1**	0.20	0.040	4/24/2014 15:17	J
Benzo[g,h,i]perylene	**0.034**	**ug/L**	**U**	**1**	0.20	0.034	4/24/2014 15:17	J
Benzo[k]fluoranthene	**0.058**	**ug/L**	**U**	**1**	0.20	0.058	4/24/2014 15:17	J
Chrysene	**0.041**	**ug/L**	**U**	**1**	0.20	0.041	4/24/2014 15:17	J
Dibenzo[a,h]anthracene	**0.042**	**ug/L**	**U**	**1**	0.20	0.042	4/24/2014 15:17	J
Fluoranthene	**0.027**	**ug/L**	**U**	**1**	0.20	0.027	4/24/2014 15:17	J
Fluorene	**0.030**	**ug/L**	**U**	**1**	0.20	0.030	4/24/2014 15:17	J
Indeno(1,2,3-cd)pyrene	**0.048**	**ug/L**	**U**	**1**	0.20	0.048	4/24/2014 15:17	J
Naphthalene	**0.053**	**ug/L**	**U**	**1**	0.20	0.053	4/24/2014 15:17	J
Phenanthrene	**0.036**	**ug/L**	**U**	**1**	0.20	0.036	4/24/2014 15:17	J
Pyrene	**0.033**	**ug/L**	**U**	**1**	0.20	0.033	4/24/2014 15:17	J

CERTIFICATE OF ANALYSIS

This report shall not be reproduced, except in full,
without the written consent of Advanced Environmental Laboratories, Inc..

Advanced Environmental Laboratories, Inc.
2639 N Monroe St Suite D
Tallahassee, FL 32303-4069
Phone: (850) 219-6274
Fax: (850) 219-6275

ANALYTICAL RESULTS

Workorder: S1400256 Bay Tank & Fabricating

Lab ID: **S1400256004** Date Received: 04/21/14 09:08 Matrix: Water

Sample ID: **MW-2** Date Collected: 04/17/14 12:50

Sample Description: Location:

Parameters	Results	Units	Qual	DF	Adjusted PQL	Adjusted MDL	Analyzed	Lab
Nitrobenzene-d5 (S)	**52**	**%**		**1**	32-147		4/24/2014 15:17	
2-Fluorobiphenyl (S)	**55**	**%**		**1**	34-140		4/24/2014 15:17	
p-Terphenyl-d14 (S)	**50**	**%**	**J4**	**1**	54-138		4/24/2014 15:17	

VOLATILES

Analysis Desc: 8260B Analysis, Water Preparation Method: SW-846 5030B

Analytical Method: SW-846 8260B

1,1,1,2-Tetrachloroethane	**0.28**	**ug/L**	**U**	**1**	1.0	0.28	4/23/2014 06:20	J
1,1,1-Trichloroethane	**0.29**	**ug/L**	**U**	**1**	1.0	0.29	4/23/2014 06:20	J
1,1,2,2-Tetrachloroethane	**0.48**	**ug/L**	**U**	**1**	1.0	0.48	4/23/2014 06:20	J
1,1,2-Trichloroethane	**0.33**	**ug/L**	**U**	**1**	1.0	0.33	4/23/2014 06:20	J
1,1-Dichloroethane	**0.21**	**ug/L**	**U**	**1**	1.0	0.21	4/23/2014 06:20	J
1,1-Dichloroethylene	**0.29**	**ug/L**	**U**	**1**	1.0	0.29	4/23/2014 06:20	J
1,1-Dichloropropene	**0.24**	**ug/L**	**U**	**1**	1.0	0.24	4/23/2014 06:20	J
1,2,3-Trichlorobenzene	**0.29**	**ug/L**	**U**	**1**	5.0	0.29	4/23/2014 06:20	J
1,2,3-Trichloropropane	**0.56**	**ug/L**	**U**	**1**	1.0	0.56	4/23/2014 06:20	J
1,2,4-Trichlorobenzene	**0.41**	**ug/L**	**U**	**1**	1.0	0.41	4/23/2014 06:20	J
1,2,4-Trimethylbenzene	**0.25**	**ug/L**	**U**	**1**	1.0	0.25	4/23/2014 06:20	J
1,2-Dibromo-3-Chloropropane	**3.1**	**ug/L**	**U**	**1**	5.0	3.1	4/23/2014 06:20	J
1,2-Dichlorobenzene	**0.36**	**ug/L**	**U**	**1**	1.0	0.36	4/23/2014 06:20	J
1,2-Dichloroethane	**0.29**	**ug/L**	**U**	**1**	1.0	0.29	4/23/2014 06:20	J
1,2-Dichloropropane	**0.29**	**ug/L**	**U**	**1**	1.0	0.29	4/23/2014 06:20	J
1,3,5-Trimethylbenzene	**0.21**	**ug/L**	**U**	**1**	1.0	0.21	4/23/2014 06:20	J
1,3-Dichlorobenzene	**0.31**	**ug/L**	**U**	**1**	1.0	0.31	4/23/2014 06:20	J
1,3-Dichloropropane	**0.31**	**ug/L**	**U**	**1**	1.0	0.31	4/23/2014 06:20	J
1,4-Dichlorobenzene	**0.37**	**ug/L**	**U**	**1**	1.0	0.37	4/23/2014 06:20	J
2,2-Dichloropropane	**0.57**	**ug/L**	**U**	**1**	5.0	0.57	4/23/2014 06:20	J
2-Butanone (MEK)	**0.98**	**ug/L**	**U**	**1**	5.0	0.98	4/23/2014 06:20	J
2-Chloroethyl Vinyl Ether	**0.25**	**ug/L**	**U**	**1**	5.0	0.25	4/23/2014 06:20	J
2-Chlorotoluene	**0.31**	**ug/L**	**U**	**1**	1.0	0.31	4/23/2014 06:20	J
2-Hexanone	**0.54**	**ug/L**	**U**	**1**	5.0	0.54	4/23/2014 06:20	J
4-Chlorotoluene	**0.23**	**ug/L**	**U**	**1**	1.0	0.23	4/23/2014 06:20	J
4-Methyl-2-pentanone (MIBK)	**0.51**	**ug/L**	**U**	**1**	5.0	0.51	4/23/2014 06:20	J
Acetone	**3.3**	**ug/L**	**U**	**1**	5.0	3.3	4/23/2014 06:20	J
Acrolein (Propenal)	**3.5**	**ug/L**	**U**	**1**	5.0	3.5	4/23/2014 06:20	J
Acrylonitrile	**1.6**	**ug/L**	**U**	**1**	5.0	1.6	4/23/2014 06:20	J
Benzene	**0.21**	**ug/L**	**U**	**1**	1.0	0.21	4/23/2014 06:20	J
Bromobenzene	**0.32**	**ug/L**	**U**	**1**	1.0	0.32	4/23/2014 06:20	J
Bromochloromethane	**0.37**	**ug/L**	**U**	**1**	1.0	0.37	4/23/2014 06:20	J

CERTIFICATE OF ANALYSIS

This report shall not be reproduced, except in full,
without the written consent of Advanced Environmental Laboratories, Inc..

3004.1.0.0

Advanced Environmental Laboratories, Inc.
2639 N Monroe St Suite D
Tallahassee, FL 32303-4069
Phone: (850) 219-6274
Fax: (850) 219-6275

ANALYTICAL RESULTS

Workorder: S1400256 Bay Tank & Fabricating

Lab ID: **S1400256004** Date Received: 04/21/14 09:08 Matrix: Water

Sample ID: **MW-2** Date Collected: 04/17/14 12:50

Sample Description: Location:

Parameters	Results	Units	Qual	DF	Adjusted PQL	Adjusted MDL	Analyzed	Lab
Bromodichloromethane	**0.26**	**ug/L**	**U**	**1**	1.0	0.26	4/23/2014 06:20	J
Bromoform	**0.60**	**ug/L**	**U**	**1**	5.0	0.60	4/23/2014 06:20	J
Bromomethane	**0.27**	**ug/L**	**U**	**1**	1.0	0.27	4/23/2014 06:20	J
Carbon Disulfide	**0.34**	**ug/L**	**U**	**1**	1.0	0.34	4/23/2014 06:20	J
Carbon Tetrachloride	**0.26**	**ug/L**	**U**	**1**	1.0	0.26	4/23/2014 06:20	J
Chlorobenzene	**0.23**	**ug/L**	**U**	**1**	1.0	0.23	4/23/2014 06:20	J
Chloroethane	**0.58**	**ug/L**	**U**	**1**	1.0	0.58	4/23/2014 06:20	J
Chloroform	**0.26**	**ug/L**	**U**	**1**	1.0	0.26	4/23/2014 06:20	J
Chloromethane	**0.29**	**ug/L**	**U**	**1**	1.0	0.29	4/23/2014 06:20	J
Dibromochloromethane	**0.22**	**ug/L**	**U**	**1**	1.0	0.22	4/23/2014 06:20	J
Dibromomethane	**0.35**	**ug/L**	**U**	**1**	1.0	0.35	4/23/2014 06:20	J
Dichlorodifluoromethane	**0.34**	**ug/L**	**U**	**1**	1.0	0.34	4/23/2014 06:20	J
Ethylbenzene	**0.24**	**ug/L**	**U**	**1**	1.0	0.24	4/23/2014 06:20	J
Ethylene Dibromide (EDB)	**0.37**	**ug/L**	**U**	**1**	1.0	0.37	4/23/2014 06:20	J
Hexachlorobutadiene	**0.58**	**ug/L**	**U**	**1**	5.0	0.58	4/23/2014 06:20	J
Iodomethane (Methyl Iodide)	**0.51**	**ug/L**	**U**	**1**	5.0	0.51	4/23/2014 06:20	J
Isopropylbenzene	**0.25**	**ug/L**	**U**	**1**	1.0	0.25	4/23/2014 06:20	J
Methyl tert-butyl Ether (MTBE)	**0.32**	**ug/L**	**U**	**1**	1.0	0.32	4/23/2014 06:20	J
Methylene Chloride	**0.32**	**ug/L**	**U**	**1**	5.0	0.32	4/23/2014 06:20	J
Naphthalene	**0.33**	**ug/L**	**U**	**1**	5.0	0.33	4/23/2014 06:20	J
Styrene	**0.21**	**ug/L**	**U**	**1**	1.0	0.21	4/23/2014 06:20	J
Tetrachloroethylene (PCE)	**0.36**	**ug/L**	**U**	**1**	1.0	0.36	4/23/2014 06:20	J
Toluene	**0.28**	**ug/L**	**U**	**1**	1.0	0.28	4/23/2014 06:20	J
Trichloroethene	**0.36**	**ug/L**	**U**	**1**	1.0	0.36	4/23/2014 06:20	J
Trichlorofluoromethane	**0.35**	**ug/L**	**U**	**1**	1.0	0.35	4/23/2014 06:20	J
Vinyl Acetate	**0.67**	**ug/L**	**U**	**1**	1.0	0.67	4/23/2014 06:20	J
Vinyl Chloride	**0.37**	**ug/L**	**U**	**1**	1.0	0.37	4/23/2014 06:20	J
Xylene (Total)	**0.62**	**ug/L**	**U**	**1**	3.0	0.62	4/23/2014 06:20	J
cis-1,2-Dichloroethylene	**0.28**	**ug/L**	**U**	**1**	1.0	0.28	4/23/2014 06:20	J
cis-1,3-Dichloropropene	**0.29**	**ug/L**	**U**	**1**	1.0	0.29	4/23/2014 06:20	J
n-Butylbenzene	**0.18**	**ug/L**	**U**	**1**	1.0	0.18	4/23/2014 06:20	J
n-propylbenzene	**0.24**	**ug/L**	**U**	**1**	1.0	0.24	4/23/2014 06:20	J
sec-butylbenzene	**0.19**	**ug/L**	**U**	**1**	1.0	0.19	4/23/2014 06:20	J
tert-butylbenzene	**0.26**	**ug/L**	**U**	**1**	1.0	0.26	4/23/2014 06:20	J
trans-1,2-Dichloroethylene	**0.40**	**ug/L**	**U**	**1**	1.0	0.40	4/23/2014 06:20	J
trans-1,3-Dichloropropylene	**0.19**	**ug/L**	**U**	**1**	5.0	0.19	4/23/2014 06:20	J
1,2-Dichloroethane-d4 (S)	**107**	**%**		**1**	80-120		4/23/2014 06:20	
Toluene-d8 (S)	**95**	**%**		**1**	88-110		4/23/2014 06:20	
Bromofluorobenzene (S)	**110**	**%**		**1**	86-115		4/23/2014 06:20	

CERTIFICATE OF ANALYSIS

This report shall not be reproduced, except in full,
without the written consent of Advanced Environmental Laboratories, Inc..

Advanced Environmental Laboratories, Inc.
2639 N Monroe St Suite D
Tallahassee, FL 32303-4069
Phone: (850) 219-6274
Fax: (850) 219-6275

ANALYTICAL RESULTS

Workorder: S1400256 Bay Tank & Fabricating

Lab ID: **S1400256005** Date Received: 04/21/14 09:08 Matrix: Water

Sample ID: **MW-5** Date Collected: 04/17/14 13:29

Sample Description: Location:

Parameters	Results	Units	Qual	DF	Adjusted PQL	Adjusted MDL	Analyzed	Lab
SEMIVOLATILES								
Analysis Desc: Flo-Pro Analysis, Water	Preparation Method: FL-PRO Analytical Method: FL-PRO							
TPH	**120**	**ug/L**	**I**	**1**	420	100	4/23/2014 20:21	J
o-Terphenyl (S)	**83**	**%**		**1**	82-142		4/23/2014 20:21	
Nonatricontane-C39 (S)	**82**	**%**		**1**	42-193		4/23/2014 20:21	
Analysis Desc: 8270C-SIM Analysis, Water	Preparation Method: SW-846 3510C Analytical Method: SW-846 8270C (SIM)							
1-Methylnaphthalene	**0.048**	**ug/L**	**U**	**1**	0.20	0.048	4/24/2014 15:46	J
2-Methylnaphthalene	**0.045**	**ug/L**	**U**	**1**	0.20	0.045	4/24/2014 15:46	J
Acenaphthene	**0.034**	**ug/L**	**U**	**1**	0.20	0.034	4/24/2014 15:46	J
Acenaphthylene	**0.030**	**ug/L**	**U**	**1**	0.20	0.030	4/24/2014 15:46	J
Anthracene	**0.028**	**ug/L**	**U**	**1**	0.20	0.028	4/24/2014 15:46	J
Benzo[a]anthracene	**0.026**	**ug/L**	**U**	**1**	0.20	0.026	4/24/2014 15:46	J
Benzo[a]pyrene	**0.024**	**ug/L**	**U**	**1**	0.20	0.024	4/24/2014 15:46	J
Benzo[b]fluoranthene	**0.040**	**ug/L**	**U**	**1**	0.20	0.040	4/24/2014 15:46	J
Benzo[g,h,i]perylene	**0.034**	**ug/L**	**U**	**1**	0.20	0.034	4/24/2014 15:46	J
Benzo[k]fluoranthene	**0.058**	**ug/L**	**U**	**1**	0.20	0.058	4/24/2014 15:46	J
Chrysene	**0.041**	**ug/L**	**U**	**1**	0.20	0.041	4/24/2014 15:46	J
Dibenzo[a,h]anthracene	**0.042**	**ug/L**	**U**	**1**	0.20	0.042	4/24/2014 15:46	J
Fluoranthene	**0.027**	**ug/L**	**U**	**1**	0.20	0.027	4/24/2014 15:46	J
Fluorene	**0.030**	**ug/L**	**U**	**1**	0.20	0.030	4/24/2014 15:46	J
Indeno(1,2,3-cd)pyrene	**0.048**	**ug/L**	**U**	**1**	0.20	0.048	4/24/2014 15:46	J
Naphthalene	**0.053**	**ug/L**	**U**	**1**	0.20	0.053	4/24/2014 15:46	J
Phenanthrene	**0.036**	**ug/L**	**U**	**1**	0.20	0.036	4/24/2014 15:46	J
Pyrene	**0.033**	**ug/L**	**U**	**1**	0.20	0.033	4/24/2014 15:46	J
Nitrobenzene-d5 (S)	**56**	**%**		**1**	32-147		4/24/2014 15:46	
2-Fluorobiphenyl (S)	**53**	**%**		**1**	34-140		4/24/2014 15:46	
p-Terphenyl-d14 (S)	**57**	**%**		**1**	54-138		4/24/2014 15:46	
VOLATILES								
Analysis Desc: 8260B Analysis, Water	Preparation Method: SW-846 5030B Analytical Method: SW-846 8260B							
1,1,1,2-Tetrachloroethane	**0.28**	**ug/L**	**U**	**1**	1.0	0.28	4/23/2014 07:06	J
1,1,1-Trichloroethane	**0.29**	**ug/L**	**U**	**1**	1.0	0.29	4/23/2014 07:06	J
1,1,2,2-Tetrachloroethane	**0.48**	**ug/L**	**U**	**1**	1.0	0.48	4/23/2014 07:06	J
1,1,2-Trichloroethane	**0.33**	**ug/L**	**U**	**1**	1.0	0.33	4/23/2014 07:06	J

CERTIFICATE OF ANALYSIS

This report shall not be reproduced, except in full,
without the written consent of Advanced Environmental Laboratories, Inc..

Advanced Environmental Laboratories, Inc.
2639 N Monroe St Suite D
Tallahassee, FL 32303-4069
Phone: (850) 219-6274
Fax: (850) 219-6275

ANALYTICAL RESULTS

Workorder: S1400256 Bay Tank & Fabricating

Lab ID: **S1400256005** Date Received: 04/21/14 09:08 Matrix: Water

Sample ID: **MW-5** Date Collected: 04/17/14 13:29

Sample Description: Location:

Parameters	Results	Units	Qual	DF	Adjusted PQL	Adjusted MDL	Analyzed	Lab
1,1-Dichloroethane	**0.21**	**ug/L**	**U**	**1**	1.0	0.21	4/23/2014 07:06	J
1,1-Dichloroethylene	**0.29**	**ug/L**	**U**	**1**	1.0	0.29	4/23/2014 07:06	J
1,1-Dichloropropene	**0.24**	**ug/L**	**U**	**1**	1.0	0.24	4/23/2014 07:06	J
1,2,3-Trichlorobenzene	**0.29**	**ug/L**	**U**	**1**	5.0	0.29	4/23/2014 07:06	J
1,2,3-Trichloropropane	**0.56**	**ug/L**	**U**	**1**	1.0	0.56	4/23/2014 07:06	J
1,2,4-Trichlorobenzene	**0.41**	**ug/L**	**U**	**1**	1.0	0.41	4/23/2014 07:06	J
1,2,4-Trimethylbenzene	**0.25**	**ug/L**	**U**	**1**	1.0	0.25	4/23/2014 07:06	J
1,2-Dibromo-3-Chloropropane	**3.1**	**ug/L**	**U**	**1**	5.0	3.1	4/23/2014 07:06	J
1,2-Dichlorobenzene	**0.36**	**ug/L**	**U**	**1**	1.0	0.36	4/23/2014 07:06	J
1,2-Dichloroethane	**0.29**	**ug/L**	**U**	**1**	1.0	0.29	4/23/2014 07:06	J
1,2-Dichloropropane	**0.29**	**ug/L**	**U**	**1**	1.0	0.29	4/23/2014 07:06	J
1,3,5-Trimethylbenzene	**0.21**	**ug/L**	**U**	**1**	1.0	0.21	4/23/2014 07:06	J
1,3-Dichlorobenzene	**0.31**	**ug/L**	**U**	**1**	1.0	0.31	4/23/2014 07:06	J
1,3-Dichloropropane	**0.31**	**ug/L**	**U**	**1**	1.0	0.31	4/23/2014 07:06	J
1,4-Dichlorobenzene	**0.37**	**ug/L**	**U**	**1**	1.0	0.37	4/23/2014 07:06	J
2,2-Dichloropropane	**0.57**	**ug/L**	**U**	**1**	5.0	0.57	4/23/2014 07:06	J
2-Butanone (MEK)	**0.98**	**ug/L**	**U**	**1**	5.0	0.98	4/23/2014 07:06	J
2-Chloroethyl Vinyl Ether	**0.25**	**ug/L**	**U**	**1**	5.0	0.25	4/23/2014 07:06	J
2-Chlorotoluene	**0.31**	**ug/L**	**U**	**1**	1.0	0.31	4/23/2014 07:06	J
2-Hexanone	**0.54**	**ug/L**	**U**	**1**	5.0	0.54	4/23/2014 07:06	J
4-Chlorotoluene	**0.23**	**ug/L**	**U**	**1**	1.0	0.23	4/23/2014 07:06	J
4-Methyl-2-pentanone (MIBK)	**0.51**	**ug/L**	**U**	**1**	5.0	0.51	4/23/2014 07:06	J
Acetone	**3.3**	**ug/L**	**U**	**1**	5.0	3.3	4/23/2014 07:06	J
Acrolein (Propenal)	**3.5**	**ug/L**	**U**	**1**	5.0	3.5	4/23/2014 07:06	J
Acrylonitrile	**1.6**	**ug/L**	**U**	**1**	5.0	1.6	4/23/2014 07:06	J
Benzene	**0.21**	**ug/L**	**U**	**1**	1.0	0.21	4/23/2014 07:06	J
Bromobenzene	**0.32**	**ug/L**	**U**	**1**	1.0	0.32	4/23/2014 07:06	J
Bromochloromethane	**0.37**	**ug/L**	**U**	**1**	1.0	0.37	4/23/2014 07:06	J
Bromodichloromethane	**0.26**	**ug/L**	**U**	**1**	1.0	0.26	4/23/2014 07:06	J
Bromoform	**0.60**	**ug/L**	**U**	**1**	5.0	0.60	4/23/2014 07:06	J
Bromomethane	**0.27**	**ug/L**	**U**	**1**	1.0	0.27	4/23/2014 07:06	J
Carbon Disulfide	**0.34**	**ug/L**	**U**	**1**	1.0	0.34	4/23/2014 07:06	J
Carbon Tetrachloride	**0.26**	**ug/L**	**U**	**1**	1.0	0.26	4/23/2014 07:06	J
Chlorobenzene	**0.23**	**ug/L**	**U**	**1**	1.0	0.23	4/23/2014 07:06	J
Chloroethane	**0.58**	**ug/L**	**U**	**1**	1.0	0.58	4/23/2014 07:06	J
Chloroform	**0.26**	**ug/L**	**U**	**1**	1.0	0.26	4/23/2014 07:06	J
Chloromethane	**0.29**	**ug/L**	**U**	**1**	1.0	0.29	4/23/2014 07:06	J
Dibromochloromethane	**0.22**	**ug/L**	**U**	**1**	1.0	0.22	4/23/2014 07:06	J
Dibromomethane	**0.35**	**ug/L**	**U**	**1**	1.0	0.35	4/23/2014 07:06	J
Dichlorodifluoromethane	**0.34**	**ug/L**	**U**	**1**	1.0	0.34	4/23/2014 07:06	J

CERTIFICATE OF ANALYSIS

This report shall not be reproduced, except in full,
without the written consent of Advanced Environmental Laboratories, Inc..

Advanced Environmental Laboratories, Inc.
2639 N Monroe St Suite D
Tallahassee, FL 32303-4069
Phone: (850) 219-6274
Fax: (850) 219-6275

ANALYTICAL RESULTS

Workorder: S1400256 Bay Tank & Fabricating

Lab ID: **S1400256005** Date Received: 04/21/14 09:08 Matrix: Water

Sample ID: **MW-5** Date Collected: 04/17/14 13:29

Sample Description: Location:

Parameters	Results	Units	Qual	DF	Adjusted PQL	Adjusted MDL	Analyzed	Lab
Ethylbenzene	**0.24**	**ug/L**	**U**	**1**	1.0	0.24	4/23/2014 07:06	J
Ethylene Dibromide (EDB)	**0.37**	**ug/L**	**U**	**1**	1.0	0.37	4/23/2014 07:06	J
Hexachlorobutadiene	**0.58**	**ug/L**	**U**	**1**	5.0	0.58	4/23/2014 07:06	J
Iodomethane (Methyl Iodide)	**0.51**	**ug/L**	**U**	**1**	5.0	0.51	4/23/2014 07:06	J
Isopropylbenzene	**0.25**	**ug/L**	**U**	**1**	1.0	0.25	4/23/2014 07:06	J
Methyl tert-butyl Ether (MTBE)	**0.32**	**ug/L**	**U**	**1**	1.0	0.32	4/23/2014 07:06	J
Methylene Chloride	**0.32**	**ug/L**	**U**	**1**	5.0	0.32	4/23/2014 07:06	J
Naphthalene	**0.33**	**ug/L**	**U**	**1**	5.0	0.33	4/23/2014 07:06	J
Styrene	**0.21**	**ug/L**	**U**	**1**	1.0	0.21	4/23/2014 07:06	J
Tetrachloroethylene (PCE)	**0.36**	**ug/L**	**U**	**1**	1.0	0.36	4/23/2014 07:06	J
Toluene	**0.28**	**ug/L**	**U**	**1**	1.0	0.28	4/23/2014 07:06	J
Trichloroethene	**0.36**	**ug/L**	**U**	**1**	1.0	0.36	4/23/2014 07:06	J
Trichlorofluoromethane	**0.35**	**ug/L**	**U**	**1**	1.0	0.35	4/23/2014 07:06	J
Vinyl Acetate	**0.67**	**ug/L**	**U**	**1**	1.0	0.67	4/23/2014 07:06	J
Vinyl Chloride	**0.37**	**ug/L**	**U**	**1**	1.0	0.37	4/23/2014 07:06	J
Xylene (Total)	**0.62**	**ug/L**	**U**	**1**	3.0	0.62	4/23/2014 07:06	J
cis-1,2-Dichloroethylene	**0.28**	**ug/L**	**U**	**1**	1.0	0.28	4/23/2014 07:06	J
cis-1,3-Dichloropropene	**0.29**	**ug/L**	**U**	**1**	1.0	0.29	4/23/2014 07:06	J
n-Butylbenzene	**0.18**	**ug/L**	**U**	**1**	1.0	0.18	4/23/2014 07:06	J
n-propylbenzene	**0.24**	**ug/L**	**U**	**1**	1.0	0.24	4/23/2014 07:06	J
sec-butylbenzene	**0.19**	**ug/L**	**U**	**1**	1.0	0.19	4/23/2014 07:06	J
tert-butylbenzene	**0.26**	**ug/L**	**U**	**1**	1.0	0.26	4/23/2014 07:06	J
trans-1,2-Dichloroethylene	**0.40**	**ug/L**	**U**	**1**	1.0	0.40	4/23/2014 07:06	J
trans-1,3-Dichloropropylene	**0.19**	**ug/L**	**U**	**1**	5.0	0.19	4/23/2014 07:06	J
1,2-Dichloroethane-d4 (S)	**104**	**%**		**1**	80-120		4/23/2014 07:06	
Toluene-d8 (S)	**96**	**%**		**1**	88-110		4/23/2014 07:06	
Bromofluorobenzene (S)	**108**	**%**		**1**	86-115		4/23/2014 07:06	

CERTIFICATE OF ANALYSIS

This report shall not be reproduced, except in full,
without the written consent of Advanced Environmental Laboratories, Inc..

Advanced Environmental Laboratories, Inc.
2639 N Monroe St Suite D
Tallahassee, FL 32303-4069
Phone: (850) 219-6274
Fax: (850) 219-6275

ANALYTICAL RESULTS QUALIFIERS

Workorder: S1400256 Bay Tank & Fabricating

PARAMETER QUALIFIERS

U	The compound was analyzed for but not detected.
I	The reported value is between the laboratory method detection limit and the laboratory practical quantitation limit.
J4	Estimated Result

LAB QUALIFIERS

J	DOH Certification #E82574(AEL-JAX)(FL NELAC Certification)

CERTIFICATE OF ANALYSIS

This report shall not be reproduced, except in full,
without the written consent of Advanced Environmental Laboratories, Inc..

3004.1.0.0

Advanced Environmental Laboratories, Inc.
2639 N Monroe St Suite D
Tallahassee, FL 32303-4069
Phone: (850) 219-6274
Fax: (850) 219-6275

QUALITY CONTROL DATA

Workorder: S1400256 Bay Tank & Fabricating

QC Batch: EXTj/1317 Analysis Method: FL-PRO
QC Batch Method: FL-PRO Prepared: 04/22/2014 09:00
Associated Lab Samples: S1400256001, S1400256002, S1400256003, S1400256004, S1400256005

METHOD BLANK: 1448034

Parameter	Units	Blank Result	Reporting Limit	Qualifiers
SEMIVOLATILES				
TPH	ug/L	100	100	U
o-Terphenyl (S)	%	97	82-142	
Nonatricontane-C39 (S)	%	86	42-193	

LABORATORY CONTROL SAMPLE: 1448035

Parameter	Units	Spike Conc.	LCS Result	LCS % Rec	% Rec Limits	Qualifiers
SEMIVOLATILES						
TPH	ug/L	850	730	86	55-118	
o-Terphenyl (S)	%			93	82-142	
Nonatricontane-C39 (S)	%			75	42-193	

QC Batch: DGMj/1471 Analysis Method: SW-846 6010
QC Batch Method: SW-846 3010A Prepared: 04/23/2014 03:30
Associated Lab Samples: S1400256001, S1400256002, S1400256003, S1400256004

METHOD BLANK: 1448761

Parameter	Units	Blank Result	Reporting Limit	Qualifiers
METALS				
Silver	mg/L	0.00044	0.00044	U
Arsenic	mg/L	0.0085	0.0085	U
Barium	mg/L	0.00028	0.00028	U
Cadmium	mg/L	0.00032	0.00032	U
Chromium	mg/L	0.00050	0.00050	U
Lead	mg/L	0.0013	0.0013	U
Selenium	mg/L	0.0068	0.0068	U

CERTIFICATE OF ANALYSIS
This report shall not be reproduced, except in full,
without the written consent of Advanced Environmental Laboratories, Inc..

Advanced Environmental Laboratories, Inc.
2639 N Monroe St Suite D
Tallahassee, FL 32303-4069
Phone: (850) 219-6274
Fax: (850) 219-6275

QUALITY CONTROL DATA

Workorder: S1400256 Bay Tank & Fabricating

LABORATORY CONTROL SAMPLE & LCSD: 1448762 1448763

Parameter	Units	Spike Conc.	LCS Result	LCSD Result	LCS % Rec	LCSD % Rec	% Rec Limit	RPD	Max RPD	Qualifiers
METALS										
Silver	mg/L	0.4	0.40	0.41	101	102	80-120	0	20	
Arsenic	mg/L	0.4	0.39	0.40	98	99	80-120	0	20	
Barium	mg/L	0.4	0.40	0.40	100	99	80-120	1	20	
Cadmium	mg/L	0.4	0.39	0.39	98	98	80-120	0	20	
Chromium	mg/L	0.4	0.39	0.40	99	99	80-120	0	20	
Lead	mg/L	0.4	0.36	0.36	91	90	80-120	0	20	
Selenium	mg/L	0.4	0.40	0.40	100	100	80-120	0	20	

QC Batch: MSVj/1250 Analysis Method: SW-846 8260B

QC Batch Method: SW-846 5030B Prepared: 04/22/2014 11:12

Associated Lab Samples: S1400256001, S1400256002, S1400256003, S1400256004, S1400256005

METHOD BLANK: 1448797

Parameter	Units	Blank Result	Reporting Limit	Qualifiers
VOLATILES				
Dichlorodifluoromethane	ug/L	0.34	0.34	U
Chloromethane	ug/L	0.29	0.29	U
Vinyl Chloride	ug/L	0.37	0.37	U
Bromomethane	ug/L	0.27	0.27	U
Chloroethane	ug/L	0.58	0.58	U
Trichlorofluoromethane	ug/L	0.35	0.35	U
Acrolein (Propenal)	ug/L	3.5	3.5	U
Acetone	ug/L	3.3	3.3	U
1,1-Dichloroethylene	ug/L	0.29	0.29	U
Iodomethane (Methyl Iodide)	ug/L	0.51	0.51	U
Acrylonitrile	ug/L	1.6	1.6	U
Methylene Chloride	ug/L	0.32	0.32	U
Carbon Disulfide	ug/L	0.34	0.34	U
trans-1,2-Dichloroethylene	ug/L	0.40	0.40	U
Methyl tert-butyl Ether (MTBE)	ug/L	0.32	0.32	U
1,1-Dichloroethane	ug/L	0.21	0.21	U
Vinyl Acetate	ug/L	0.67	0.67	U
2-Butanone (MEK)	ug/L	0.98	0.98	U
cis-1,2-Dichloroethylene	ug/L	0.28	0.28	U
Bromochloromethane	ug/L	0.37	0.37	U
Chloroform	ug/L	0.26	0.26	U
2,2-Dichloropropane	ug/L	0.57	0.57	U
1,2-Dichloroethane	ug/L	0.29	0.29	U

CERTIFICATE OF ANALYSIS

This report shall not be reproduced, except in full,
without the written consent of Advanced Environmental Laboratories, Inc..

3004.1.0.0

Advanced Environmental Laboratories, Inc.
2639 N Monroe St Suite D
Tallahassee, FL 32303-4069
Phone: (850) 219-6274
Fax: (850) 219-6275

QUALITY CONTROL DATA

Workorder: S1400256 Bay Tank & Fabricating

METHOD BLANK: 1448797

Parameter	Units	Blank Result	Reporting Limit	Qualifiers
1,1,1-Trichloroethane	ug/L	0.29	0.29	U
1,1-Dichloropropene	ug/L	0.24	0.24	U
Carbon Tetrachloride	ug/L	0.26	0.26	U
Benzene	ug/L	0.21	0.21	U
Dibromomethane	ug/L	0.35	0.35	U
1,2-Dichloropropane	ug/L	0.29	0.29	U
Trichloroethene	ug/L	0.36	0.36	U
Bromodichloromethane	ug/L	0.26	0.26	U
2-Chloroethyl Vinyl Ether	ug/L	0.25	0.25	U
cis-1,3-Dichloropropene	ug/L	0.29	0.29	U
4-Methyl-2-pentanone (MIBK)	ug/L	0.51	0.51	U
trans-1,3-Dichloropropylene	ug/L	0.19	0.19	U
1,1,2-Trichloroethane	ug/L	0.33	0.33	U
Toluene	ug/L	0.28	0.28	U
1,3-Dichloropropane	ug/L	0.31	0.31	U
2-Hexanone	ug/L	0.54	0.54	U
Dibromochloromethane	ug/L	0.22	0.22	U
Ethylene Dibromide (EDB)	ug/L	0.37	0.37	U
Tetrachloroethylene (PCE)	ug/L	0.36	0.36	U
1,1,1,2-Tetrachloroethane	ug/L	0.28	0.28	U
Chlorobenzene	ug/L	0.23	0.23	U
Ethylbenzene	ug/L	0.24	0.24	U
Bromoform	ug/L	0.60	0.60	U
Styrene	ug/L	0.21	0.21	U
1,1,2,2-Tetrachloroethane	ug/L	0.48	0.48	U
1,2,3-Trichloropropane	ug/L	0.56	0.56	U
Isopropylbenzene	ug/L	0.25	0.25	U
Bromobenzene	ug/L	0.32	0.32	U
n-propylbenzene	ug/L	0.24	0.24	U
2-Chlorotoluene	ug/L	0.31	0.31	U
4-Chlorotoluene	ug/L	0.23	0.23	U
1,3,5-Trimethylbenzene	ug/L	0.21	0.21	U
tert-butylbenzene	ug/L	0.26	0.26	U
1,2,4-Trimethylbenzene	ug/L	0.25	0.25	U
sec-butylbenzene	ug/L	0.19	0.19	U
1,3-Dichlorobenzene	ug/L	0.31	0.31	U
1,4-Dichlorobenzene	ug/L	0.37	0.37	U
1,2-Dichlorobenzene	ug/L	0.36	0.36	U
n-Butylbenzene	ug/L	0.18	0.18	U
1,2-Dibromo-3-Chloropropane	ug/L	3.1	3.1	U
1,2,4-Trichlorobenzene	ug/L	0.41	0.41	U
Naphthalene	ug/L	0.33	0.33	U
Hexachlorobutadiene	ug/L	0.58	0.58	U
1,2,3-Trichlorobenzene	ug/L	0.29	0.29	U
Xylene (Total)	ug/L	0.62	0.62	U

CERTIFICATE OF ANALYSIS

This report shall not be reproduced, except in full,
without the written consent of Advanced Environmental Laboratories, Inc..

3004.1.0.0

Advanced Environmental Laboratories, Inc.
2639 N Monroe St Suite D
Tallahassee, FL 32303-4069
Phone: (850) 219-6274
Fax: (850) 219-6275

QUALITY CONTROL DATA

Workorder: S1400256 Bay Tank & Fabricating

METHOD BLANK: 1448797

Parameter	Units	Blank Result	Reporting Limit	Qualifiers
1,2-Dichloroethane-d4 (S)	%	103	80-120	
Toluene-d8 (S)	%	96	88-110	
Bromofluorobenzene (S)	%	106	86-115	

LABORATORY CONTROL SAMPLE: 1448798

Parameter	Units	Spike Conc.	LCS Result	LCS % Rec	% Rec Limits	Qualifiers
VOLATILES						
Vinyl Chloride	ug/L	20	19	95	70-130	
1,1-Dichloroethylene	ug/L	20	18	91	70-130	
Methyl tert-butyl Ether (MTBE)	ug/L	20	21	107	70-130	
cis-1,2-Dichloroethylene	ug/L	20	21	103	70-130	
Chloroform	ug/L	20	21	105	70-130	
Benzene	ug/L	20	20	99	70-130	
Trichloroethene	ug/L	20	21	103	70-130	
Toluene	ug/L	20	19	96	70-130	
Tetrachloroethylene (PCE)	ug/L	20	19	97	70-130	
Chlorobenzene	ug/L	20	19	96	70-130	
Ethylbenzene	ug/L	20	19	97	70-130	
1,2,4-Trimethylbenzene	ug/L	20	19	95	70-130	
1,3-Dichlorobenzene	ug/L	20	18	92	70-130	
1,2-Dichlorobenzene	ug/L	20	18	92	70-130	
Xylene (Total)	ug/L	60	59	99	70-130	
1,2-Dichloroethane-d4 (S)	%			107	80-120	
Toluene-d8 (S)	%			94	88-110	
Bromofluorobenzene (S)	%			100	86-115	

QC Batch: EXTj/1325 Analysis Method: SW-846 8270C (SIM)

QC Batch Method: SW-846 3510C Prepared: 04/23/2014 09:00

Associated Lab Samples: S1400256001, S1400256002, S1400256003, S1400256004, S1400256005

METHOD BLANK: 1448897

Parameter	Units	Blank Result	Reporting Limit	Qualifiers
SEMIVOLATILES				
Naphthalene	ug/L	0.053	0.053	U
2-Methylnaphthalene	ug/L	0.045	0.045	U

CERTIFICATE OF ANALYSIS
This report shall not be reproduced, except in full,
without the written consent of Advanced Environmental Laboratories, Inc..

Advanced Environmental Laboratories, Inc.
2639 N Monroe St Suite D
Tallahassee, FL 32303-4069
Phone: (850) 219-6274
Fax: (850) 219-6275

QUALITY CONTROL DATA

Workorder: S1400256 Bay Tank & Fabricating

METHOD BLANK: 1448897

Parameter	Units	Blank Result	Reporting Limit	Qualifiers
1-Methylnaphthalene	ug/L	0.048	0.048	U
Acenaphthylene	ug/L	0.030	0.030	U
Acenaphthene	ug/L	0.034	0.034	U
Fluorene	ug/L	0.030	0.030	U
Phenanthrene	ug/L	0.036	0.036	U
Anthracene	ug/L	0.028	0.028	U
Fluoranthene	ug/L	0.027	0.027	U
Pyrene	ug/L	0.033	0.033	U
Benzo[a]anthracene	ug/L	0.026	0.026	U
Chrysene	ug/L	0.041	0.041	U
Benzo[b]fluoranthene	ug/L	0.040	0.040	U
Benzo[k]fluoranthene	ug/L	0.058	0.058	U
Benzo[a]pyrene	ug/L	0.024	0.024	U
Indeno(1,2,3-cd)pyrene	ug/L	0.048	0.048	U
Dibenzo[a,h]anthracene	ug/L	0.042	0.042	U
Benzo[g,h,i]perylene	ug/L	0.034	0.034	U
Nitrobenzene-d5 (S)	%	70	32-147	
2-Fluorobiphenyl (S)	%	69	34-140	
p-Terphenyl-d14 (S)	%	89	54-138	

LABORATORY CONTROL SAMPLE: 1448898

Parameter	Units	Spike Conc.	LCS Result	LCS % Rec	% Rec Limits	Qualifiers
SEMIVOLATILES						
Naphthalene	ug/L	5	3.8	76	63-128	
2-Methylnaphthalene	ug/L	5	3.7	73	70-137	
1-Methylnaphthalene	ug/L	5	4.0	80	67-133	
Acenaphthylene	ug/L	5	3.7	73	69-128	
Acenaphthene	ug/L	5	3.8	75	66-128	
Fluorene	ug/L	5	3.7	75	71-136	
Phenanthrene	ug/L	5	4.0	80	74-130	
Anthracene	ug/L	5	4.1	82	82-132	
Fluoranthene	ug/L	5	4.1	83	69-152	
Pyrene	ug/L	5	4.1	82	80-151	
Benzo[a]anthracene	ug/L	5	4.5	91	72-149	
Chrysene	ug/L	5	4.8	96	71-152	
Benzo[b]fluoranthene	ug/L	5	3.9	77	73-123	
Benzo[k]fluoranthene	ug/L	5	3.8	76	75-150	
Benzo[a]pyrene	ug/L	5	3.7	75	75-149	
Indeno(1,2,3-cd)pyrene	ug/L	5	3.5	71	52-141	
Dibenzo[a,h]anthracene	ug/L	5	2.9	58	18-147	

CERTIFICATE OF ANALYSIS

This report shall not be reproduced, except in full,
without the written consent of Advanced Environmental Laboratories, Inc..

3004.1.0.0

Advanced Environmental Laboratories, Inc.
2639 N Monroe St Suite D
Tallahassee, FL 32303-4069
Phone: (850) 219-6274
Fax: (850) 219-6275

QUALITY CONTROL DATA

Workorder: S1400256 Bay Tank & Fabricating

LABORATORY CONTROL SAMPLE: 1448898

Parameter	Units	Spike Conc.	LCS Result	LCS % Rec	% Rec Limits	Qualifiers
Benzo[g,h,i]perylene	ug/L	5	3.5	69	26-142	
Nitrobenzene-d5 (S)	%			90	32-147	
2-Fluorobiphenyl (S)	%			87	34-140	
p-Terphenyl-d14 (S)	%			102	54-138	

QC Batch: DGMj/1473 Analysis Method: SW-846 7470A

QC Batch Method: SW-846 7470A Prepared: 04/24/2014 08:40

Associated Lab Samples: S1400256001, S1400256002, S1400256003, S1400256004

METHOD BLANK: 1449647

Parameter	Units	Blank Result	Reporting Limit	Qualifiers
METALS				
Mercury	mg/L	0.000010	0.000010	U

LABORATORY CONTROL SAMPLE & LCSD: 1449648 1449649

Parameter	Units	Spike Conc.	LCS Result	LCSD Result	LCS % Rec	LCSD % Rec	% Rec Limit	RPD	Max RPD	Qualifiers
METALS										
Mercury	mg/L	0.002	0.0018	0.0019	92	93	80-120	1	20	

CERTIFICATE OF ANALYSIS

This report shall not be reproduced, except in full,
without the written consent of Advanced Environmental Laboratories, Inc..

3004.1.0.0

Advanced Environmental Laboratories, Inc.
2639 N Monroe St Suite D
Tallahassee, FL 32303-4069
Phone: (850) 219-6274
Fax: (850) 219-6275

QUALITY CONTROL DATA CROSS REFERENCE TABLE

Workorder: S1400256 Bay Tank & Fabricating

Lab ID	Sample ID	Prep Method	Prep Batch	Analysis Method	Analysis Batch
S1400256001	MW-3	FL-PRO	EXTj/1317	FL-PRO	GCSj/1222
S1400256002	MW-4	FL-PRO	EXTj/1317	FL-PRO	GCSj/1222
S1400256003	MW-1	FL-PRO	EXTj/1317	FL-PRO	GCSj/1222
S1400256004	MW-2	FL-PRO	EXTj/1317	FL-PRO	GCSj/1222
S1400256005	MW-5	FL-PRO	EXTj/1317	FL-PRO	GCSj/1222
S1400256001	MW-3	SW-846 3010A	DGMj/1471	SW-846 6010	ICPj/1273
S1400256002	MW-4	SW-846 3010A	DGMj/1471	SW-846 6010	ICPj/1273
S1400256003	MW-1	SW-846 3010A	DGMj/1471	SW-846 6010	ICPj/1273
S1400256004	MW-2	SW-846 3010A	DGMj/1471	SW-846 6010	ICPj/1273
S1400256001	MW-3	SW-846 5030B	MSVj/1250	SW-846 8260B	MSVj/1251
S1400256002	MW-4	SW-846 5030B	MSVj/1250	SW-846 8260B	MSVj/1251
S1400256003	MW-1	SW-846 5030B	MSVj/1250	SW-846 8260B	MSVj/1251
S1400256004	MW-2	SW-846 5030B	MSVj/1250	SW-846 8260B	MSVj/1251
S1400256005	MW-5	SW-846 5030B	MSVj/1250	SW-846 8260B	MSVj/1251
S1400256001	MW-3	SW-846 3510C	EXTj/1325	SW-846 8270C (SIM)	MSSj/1143
S1400256002	MW-4	SW-846 3510C	EXTj/1325	SW-846 8270C (SIM)	MSSj/1143
S1400256003	MW-1	SW-846 3510C	EXTj/1325	SW-846 8270C (SIM)	MSSj/1143
S1400256004	MW-2	SW-846 3510C	EXTj/1325	SW-846 8270C (SIM)	MSSj/1143
S1400256005	MW-5	SW-846 3510C	EXTj/1325	SW-846 8270C (SIM)	MSSj/1143
S1400256001	MW-3	SW-846 7470A	DGMj/1473	SW-846 7470A	CVAj/1103
S1400256002	MW-4	SW-846 7470A	DGMj/1473	SW-846 7470A	CVAj/1103
S1400256003	MW-1	SW-846 7470A	DGMj/1473	SW-846 7470A	CVAj/1103
S1400256004	MW-2	SW-846 7470A	DGMj/1473	SW-846 7470A	CVAj/1103

CERTIFICATE OF ANALYSIS

This report shall not be reproduced, except in full,
without the written consent of Advanced Environmental Laboratories, Inc..

3004.1.0.0

Advanced Environmental Laboratories, Inc.

☐ **Altamonte Springs:** 528 S. Northlake Blvd., Ste.
☐ **Gainesville:** 6815 SW Archer Road • Gainesville, F
☐ **Jacksonville:** 6601 Southpoint Pkwy. • Jacksonville
☐ **Miramar:** 10200 USA Today Way, Miramar, FL 3302
☐ **Tallahassee:** 1288 Cedar Center Drive, Tallahassee
☐ **Tampa:** 9610 Princess Palm Ave. • Tampa, FL 33619

S2600256

7.937.1597

Client Name: Southern Earth Sciences	Project Name: Bay Tank & Fabricating
Address: 7500 McElvery Road, Suite A	P.O. Number or Project Number: P14-0067
Panama City Beach, FL 32408	Project Location:
Phone: 850-769-4773	REMARKS/SPECIAL INSTRUCTIONS:
FAX:	
Contact: Trey Wilson	
Sampled By: T. Wilson	
Turnaround Time: ☐ STANDARD ☐ RUSH	
Page 1 of 1	

SAMPLE ID	SAMPLE DESCRIPTION	Grab Comp	SAMPLING DATE	SAMPLING TIME	MATRIX	NO. COUNT	PRESERVATION	8270-PAHs/FLPRO	8260-VOCs	RCRA Metals								LABORATORY I.D. NUMBER
							BOTTLE SIZE & TYPE / ANALYSIS REQUIRED											
1	MW-3	G	4/17/14	1022	W	5		X	X	X								
2	MW-4	G		1120	W	5		X	X	X								
3	MW-1	G		1207	W	5		X	X	X								
4	MW-2	G		1250	W	5		X	X	X								
5	MW-5	G		1329	W	4		X	X	~~X~~								

Received on Ice ☐ Yes ☐ No ☑ Temp taken from sample ☐ Temp from blank ☐ Where required, pH checked Temperature when received 0.6 (in degrees celcius)

Form revised 06/15/2010

Device used for measuring Temp by unique identifier (circle IR temp gun used) J: 9A G: LT-1 LT-2 T: 10A A: 3A M: 1A

	Relinquished by	Date	Time	Received by:	Date	Time
1	[illegible]	4/17/14	1415	[illegible]	4/18/14	10:00
2						
3						
4						

☐ **FOR DRINKING WATER USE** (When PWS Information not otherwise supplied)

PWS ID:

Contact Person: Phone:

Supplier of Water:

Site-Address:

Advanced Environmental Laboratories, Inc.
2639 N Monroe St Suite D
Tallahassee, FL 32303-4069
Phone: (850) 219-6274
Fax: (850) 219-6275

May 16, 2014

Trey Wilson
7500 McElvey Road, Suite A
Panama City Beach
Panama City, FL 32408

RE: Workorder: S1400305 Bay Tank & Fabricating

Dear Trey Wilson:

Enclosed are the analytical results for sample(s) received by the laboratory on Wednesday, May 07, 2014. Results reported herein conform to the most current NELAC standards, where applicable, unless otherwise narrated in the body of the report. The analytical results for the samples contained in this report were submitted for analysis as outlined by the Chain of Custody and results pertain only to these samples.

If you have any questions concerning this report, please feel free to contact me.

Sincerely,

Tim Preston
TPreston@AELLab.com

Enclosures

CERTIFICATE OF ANALYSIS

This report shall not be reproduced, except in full,
without the written consent of Advanced Environmental Laboratories, Inc..

Advanced Environmental Laboratories, Inc.
2639 N Monroe St Suite D
Tallahassee, FL 32303-4069
Phone: (850) 219-6274
Fax: (850) 219-6275

SAMPLE SUMMARY

Workorder: S1400305 Bay Tank & Fabricating

Lab ID	Sample ID	Matrix	Date Collected	Date Received
S1400305001	MW-6	Water	5/6/2014 10:57	5/7/2014 08:30
S1400305002	MW-4	Water	5/6/2014 11:54	5/7/2014 08:30

CERTIFICATE OF ANALYSIS

This report shall not be reproduced, except in full,
without the written consent of Advanced Environmental Laboratories, Inc..

3004.1.0.0

Advanced Environmental Laboratories, Inc.
2639 N Monroe St Suite D
Tallahassee, FL 32303-4069
Phone: (850) 219-6274
Fax: (850) 219-6275

ANALYTICAL RESULTS

Workorder: S1400305 Bay Tank & Fabricating

Lab ID: **S1400305001** Date Received: 05/07/14 08:30 Matrix: Water

Sample ID: **MW-6** Date Collected: 05/06/14 10:57

Sample Description: Location:

Parameters	Results	Qual	Units	DF	Adjusted PQL	Adjusted MDL	Analyzed	Lab
METALS								
Analysis Desc: SW846 6020B Analysis,Total	Preparation Method: SW-846 3010A Analytical Method: SW-846 6020							
Arsenic	**0.97**	**I**	**ug/L**	**1**	2.0	0.15	5/15/2014 14:36	J
Barium	**21**		**ug/L**	**1**	1.2	0.25	5/16/2014 15:01	J
Cadmium	**0.056**	**U**	**ug/L**	**1**	1.0	0.056	5/15/2014 14:36	J
Chromium	**3.1**	**I**	**ug/L**	**1**	4.0	0.21	5/15/2014 14:36	J
Lead	**1.3**	**I**	**ug/L**	**1**	1.4	0.48	5/15/2014 14:36	J
Selenium	**1.2**	**U**	**ug/L**	**1**	10	1.2	5/15/2014 14:36	J
Silver	**0.054**	**U**	**ug/L**	**1**	1.0	0.054	5/15/2014 14:36	J
Analysis Desc: SW846 7470A Analysis,Water	Preparation Method: SW-846 7470A Analytical Method: SW-846 7470A							
Mercury	**0.000010**	**U**	**mg/L**	**1**	0.00010	0.000010	5/12/2014 17:26	J
SEMIVOLATILES								
Analysis Desc: Flo-Pro Analysis, Water	Preparation Method: FL-PRO Analytical Method: FL-PRO							
TPH	**790**		**ug/L**	**1**	420	100	5/13/2014 00:31	J
o-Terphenyl (S)	**89**		**%**	**1**	82-142		5/13/2014 00:31	
Nonatricontane-C39 (S)	**105**		**%**	**1**	42-193		5/13/2014 00:31	
Analysis Desc: 8270C-SIM Analysis, Water	Preparation Method: SW-846 3510C Analytical Method: SW-846 8270C (SIM)							
1-Methylnaphthalene	**0.14**	**I**	**ug/L**	**1**	0.20	0.048	5/13/2014 09:44	J
2-Methylnaphthalene	**0.19**	**I**	**ug/L**	**1**	0.20	0.045	5/13/2014 09:44	J
Acenaphthene	**0.034**	**U**	**ug/L**	**1**	0.20	0.034	5/13/2014 09:44	J
Acenaphthylene	**0.030**	**U**	**ug/L**	**1**	0.20	0.030	5/13/2014 09:44	J
Anthracene	**0.031**	**I**	**ug/L**	**1**	0.20	0.028	5/13/2014 09:44	J
Benzo[a]anthracene	**0.029**	**I**	**ug/L**	**1**	0.20	0.026	5/13/2014 09:44	J
Benzo[a]pyrene	**0.024**	**U**	**ug/L**	**1**	0.20	0.024	5/13/2014 09:44	J
Benzo[b]fluoranthene	**0.040**	**U**	**ug/L**	**1**	0.20	0.040	5/13/2014 09:44	J
Benzo[g,h,i]perylene	**0.034**	**U**	**ug/L**	**1**	0.20	0.034	5/13/2014 09:44	J
Benzo[k]fluoranthene	**0.058**	**U**	**ug/L**	**1**	0.20	0.058	5/13/2014 09:44	J
Chrysene	**0.041**	**U**	**ug/L**	**1**	0.20	0.041	5/13/2014 09:44	J
Dibenzo[a,h]anthracene	**0.049**	**I**	**ug/L**	**1**	0.20	0.042	5/13/2014 09:44	J
Fluoranthene	**0.027**	**U**	**ug/L**	**1**	0.20	0.027	5/13/2014 09:44	J
Fluorene	**0.030**	**U**	**ug/L**	**1**	0.20	0.030	5/13/2014 09:44	J

CERTIFICATE OF ANALYSIS

This report shall not be reproduced, except in full,
without the written consent of Advanced Environmental Laboratories, Inc..

Advanced Environmental Laboratories, Inc.
2639 N Monroe St Suite D
Tallahassee, FL 32303-4069
Phone: (850) 219-6274
Fax: (850) 219-6275

ANALYTICAL RESULTS

Workorder: S1400305 Bay Tank & Fabricating

Lab ID: **S1400305001** Date Received: 05/07/14 08:30 Matrix: Water

Sample ID: **MW-6** Date Collected: 05/06/14 10:57

Sample Description: Location:

Parameters	Results	Qual	Units	DF	Adjusted PQL	Adjusted MDL	Analyzed	Lab
Indeno(1,2,3-cd)pyrene	**0.048**	**U**	**ug/L**	**1**	0.20	0.048	5/13/2014 09:44	J
Naphthalene	**0.38**		**ug/L**	**1**	0.20	0.053	5/13/2014 09:44	J
Phenanthrene	**0.042**	**I**	**ug/L**	**1**	0.20	0.036	5/13/2014 09:44	J
Pyrene	**0.033**	**U**	**ug/L**	**1**	0.20	0.033	5/13/2014 09:44	J
Nitrobenzene-d5 (S)	**89**		**%**	**1**	32-147		5/13/2014 09:44	
2-Fluorobiphenyl (S)	**78**		**%**	**1**	34-140		5/13/2014 09:44	
p-Terphenyl-d14 (S)	**112**		**%**	**1**	54-138		5/13/2014 09:44	

VOLATILES

Analysis Desc: 8260B Analysis, Water Preparation Method: SW-846 5030B

Analytical Method: SW-846 8260B

1,1,1,2-Tetrachloroethane	**0.28**	**U**	**ug/L**	**1**	1.0	0.28	5/8/2014 17:24	J
1,1,1-Trichloroethane	**0.29**	**U**	**ug/L**	**1**	1.0	0.29	5/8/2014 17:24	J
1,1,2,2-Tetrachloroethane	**0.48**	**U**	**ug/L**	**1**	1.0	0.48	5/8/2014 17:24	J
1,1,2-Trichloroethane	**0.33**	**U**	**ug/L**	**1**	1.0	0.33	5/8/2014 17:24	J
1,1-Dichloroethane	**0.21**	**U**	**ug/L**	**1**	1.0	0.21	5/8/2014 17:24	J
1,1-Dichloroethylene	**0.29**	**U**	**ug/L**	**1**	1.0	0.29	5/8/2014 17:24	J
1,1-Dichloropropene	**0.24**	**U**	**ug/L**	**1**	1.0	0.24	5/8/2014 17:24	J
1,2,3-Trichlorobenzene	**0.29**	**U**	**ug/L**	**1**	5.0	0.29	5/8/2014 17:24	J
1,2,3-Trichloropropane	**0.56**	**U**	**ug/L**	**1**	1.0	0.56	5/8/2014 17:24	J
1,2,4-Trichlorobenzene	**0.41**	**U**	**ug/L**	**1**	1.0	0.41	5/8/2014 17:24	J
1,2,4-Trimethylbenzene	**0.42**	**I**	**ug/L**	**1**	1.0	0.25	5/8/2014 17:24	J
1,2-Dibromo-3-Chloropropane	**3.1**	**U**	**ug/L**	**1**	5.0	3.1	5/8/2014 17:24	J
1,2-Dichlorobenzene	**0.36**	**U**	**ug/L**	**1**	1.0	0.36	5/8/2014 17:24	J
1,2-Dichloroethane	**0.29**	**U**	**ug/L**	**1**	1.0	0.29	5/8/2014 17:24	J
1,2-Dichloropropane	**0.29**	**U**	**ug/L**	**1**	1.0	0.29	5/8/2014 17:24	J
1,3,5-Trimethylbenzene	**0.21**	**U**	**ug/L**	**1**	1.0	0.21	5/8/2014 17:24	J
1,3-Dichlorobenzene	**0.31**	**U**	**ug/L**	**1**	1.0	0.31	5/8/2014 17:24	J
1,3-Dichloropropane	**0.31**	**U**	**ug/L**	**1**	1.0	0.31	5/8/2014 17:24	J
1,4-Dichlorobenzene	**0.37**	**U**	**ug/L**	**1**	1.0	0.37	5/8/2014 17:24	J
2,2-Dichloropropane	**0.57**	**U**	**ug/L**	**1**	5.0	0.57	5/8/2014 17:24	J
2-Butanone (MEK)	**0.98**	**U**	**ug/L**	**1**	5.0	0.98	5/8/2014 17:24	J
2-Chloroethyl Vinyl Ether	**0.25**	**U**	**ug/L**	**1**	5.0	0.25	5/8/2014 17:24	J
2-Chlorotoluene	**0.31**	**U**	**ug/L**	**1**	1.0	0.31	5/8/2014 17:24	J
2-Hexanone	**0.54**	**U**	**ug/L**	**1**	5.0	0.54	5/8/2014 17:24	J
4-Chlorotoluene	**0.23**	**U**	**ug/L**	**1**	1.0	0.23	5/8/2014 17:24	J
4-Methyl-2-pentanone (MIBK)	**0.51**	**U**	**ug/L**	**1**	5.0	0.51	5/8/2014 17:24	J
Acetone	**3.3**	**U**	**ug/L**	**1**	5.0	3.3	5/8/2014 17:24	J
Acrolein (Propenal)	**3.5**	**U**	**ug/L**	**1**	5.0	3.5	5/8/2014 17:24	J

CERTIFICATE OF ANALYSIS

This report shall not be reproduced, except in full,
without the written consent of Advanced Environmental Laboratories, Inc..

3004.1.0.0

Advanced Environmental Laboratories, Inc.
2639 N Monroe St Suite D
Tallahassee, FL 32303-4069
Phone: (850) 219-6274
Fax: (850) 219-6275

ANALYTICAL RESULTS

Workorder: S1400305 Bay Tank & Fabricating

Lab ID: **S1400305001** Date Received: 05/07/14 08:30 Matrix: Water

Sample ID: **MW-6** Date Collected: 05/06/14 10:57

Sample Description: Location:

Parameters	Results	Qual	Units	DF	Adjusted PQL	Adjusted MDL	Analyzed	Lab
Acrylonitrile	**1.6**	**U**	**ug/L**	**1**	5.0	1.6	5/8/2014 17:24	J
Benzene	**0.21**	**U**	**ug/L**	**1**	1.0	0.21	5/8/2014 17:24	J
Bromobenzene	**0.32**	**U**	**ug/L**	**1**	1.0	0.32	5/8/2014 17:24	J
Bromochloromethane	**0.37**	**U**	**ug/L**	**1**	1.0	0.37	5/8/2014 17:24	J
Bromodichloromethane	**0.26**	**U**	**ug/L**	**1**	1.0	0.26	5/8/2014 17:24	J
Bromoform	**0.60**	**U**	**ug/L**	**1**	5.0	0.60	5/8/2014 17:24	J
Bromomethane	**0.27**	**U**	**ug/L**	**1**	1.0	0.27	5/8/2014 17:24	J
Carbon Disulfide	**0.34**	**U**	**ug/L**	**1**	1.0	0.34	5/8/2014 17:24	J
Carbon Tetrachloride	**0.26**	**U**	**ug/L**	**1**	1.0	0.26	5/8/2014 17:24	J
Chlorobenzene	**0.23**	**U**	**ug/L**	**1**	1.0	0.23	5/8/2014 17:24	J
Chloroethane	**0.58**	**U**	**ug/L**	**1**	1.0	0.58	5/8/2014 17:24	J
Chloroform	**0.26**	**U**	**ug/L**	**1**	1.0	0.26	5/8/2014 17:24	J
Chloromethane	**0.29**	**U**	**ug/L**	**1**	1.0	0.29	5/8/2014 17:24	J
Dibromochloromethane	**0.22**	**U**	**ug/L**	**1**	1.0	0.22	5/8/2014 17:24	J
Dibromomethane	**0.35**	**U**	**ug/L**	**1**	1.0	0.35	5/8/2014 17:24	J
Dichlorodifluoromethane	**0.34**	**U**	**ug/L**	**1**	1.0	0.34	5/8/2014 17:24	J
Ethylbenzene	**0.24**	**U**	**ug/L**	**1**	1.0	0.24	5/8/2014 17:24	J
Ethylene Dibromide (EDB)	**0.37**	**U**	**ug/L**	**1**	1.0	0.37	5/8/2014 17:24	J
Hexachlorobutadiene	**0.58**	**U**	**ug/L**	**1**	5.0	0.58	5/8/2014 17:24	J
Iodomethane (Methyl Iodide)	**0.51**	**U**	**ug/L**	**1**	5.0	0.51	5/8/2014 17:24	J
Isopropylbenzene	**0.25**	**U**	**ug/L**	**1**	1.0	0.25	5/8/2014 17:24	J
Methyl tert-butyl Ether (MTBE)	**0.32**	**U**	**ug/L**	**1**	1.0	0.32	5/8/2014 17:24	J
Methylene Chloride	**0.32**	**U**	**ug/L**	**1**	5.0	0.32	5/8/2014 17:24	J
Naphthalene	**0.33**	**U**	**ug/L**	**1**	5.0	0.33	5/8/2014 17:24	J
Styrene	**0.21**	**U**	**ug/L**	**1**	1.0	0.21	5/8/2014 17:24	J
Tetrachloroethylene (PCE)	**0.36**	**U**	**ug/L**	**1**	1.0	0.36	5/8/2014 17:24	J
Toluene	**0.28**	**U**	**ug/L**	**1**	1.0	0.28	5/8/2014 17:24	J
Trichloroethene	**0.36**	**U**	**ug/L**	**1**	1.0	0.36	5/8/2014 17:24	J
Trichlorofluoromethane	**0.35**	**U**	**ug/L**	**1**	1.0	0.35	5/8/2014 17:24	J
Vinyl Acetate	**0.67**	**U**	**ug/L**	**1**	1.0	0.67	5/8/2014 17:24	J
Vinyl Chloride	**0.37**	**U**	**ug/L**	**1**	1.0	0.37	5/8/2014 17:24	J
Xylene (Total)	**0.62**	**U**	**ug/L**	**1**	3.0	0.62	5/8/2014 17:24	J
cis-1,2-Dichloroethylene	**0.28**	**U**	**ug/L**	**1**	1.0	0.28	5/8/2014 17:24	J
cis-1,3-Dichloropropene	**0.29**	**U**	**ug/L**	**1**	1.0	0.29	5/8/2014 17:24	J
n-Butylbenzene	**0.18**	**U**	**ug/L**	**1**	1.0	0.18	5/8/2014 17:24	J
n-propylbenzene	**0.24**	**U**	**ug/L**	**1**	1.0	0.24	5/8/2014 17:24	J
sec-butylbenzene	**0.19**	**U**	**ug/L**	**1**	1.0	0.19	5/8/2014 17:24	J
tert-butylbenzene	**0.26**	**U**	**ug/L**	**1**	1.0	0.26	5/8/2014 17:24	J
trans-1,2-Dichloroethylene	**0.40**	**U**	**ug/L**	**1**	1.0	0.40	5/8/2014 17:24	J
trans-1,3-Dichloropropylene	**0.19**	**U**	**ug/L**	**1**	5.0	0.19	5/8/2014 17:24	J

CERTIFICATE OF ANALYSIS

This report shall not be reproduced, except in full,
without the written consent of Advanced Environmental Laboratories, Inc..

Advanced Environmental Laboratories, Inc.
2639 N Monroe St Suite D
Tallahassee, FL 32303-4069
Phone: (850) 219-6274
Fax: (850) 219-6275

ANALYTICAL RESULTS

Workorder: S1400305 Bay Tank & Fabricating

Lab ID: **S1400305001** Date Received: 05/07/14 08:30 Matrix: Water
Sample ID: **MW-6** Date Collected: 05/06/14 10:57

Sample Description: Location:

Parameters	Results	Qual	Units	DF	Adjusted PQL	Adjusted MDL	Analyzed	Lab
1,2-Dichloroethane-d4 (S)	**118**		**%**	**1**	80-120		5/8/2014 17:24	
Toluene-d8 (S)	**101**		**%**	**1**	88-110		5/8/2014 17:24	
Bromofluorobenzene (S)	**115**		**%**	**1**	86-115		5/8/2014 17:24	

Lab ID: **S1400305002** Date Received: 05/07/14 08:30 Matrix: Water
Sample ID: **MW-4** Date Collected: 05/06/14 11:54

Sample Description: Location:

Parameters	Results	Qual	Units	DF	Adjusted PQL	Adjusted MDL	Analyzed	Lab
METALS								
Analysis Desc: SW846 6020B Analysis,Total	Preparation Method: SW-846 3010A Analytical Method: SW-846 6020							
Arsenic	**2.1**		**ug/L**	**1**	2.0	0.15	5/15/2014 14:38	J
Barium	**47**		**ug/L**	**1**	1.2	0.25	5/16/2014 15:03	J
Cadmium	**0.39**	**I**	**ug/L**	**1**	1.0	0.056	5/15/2014 14:38	J
Chromium	**14**		**ug/L**	**1**	4.0	0.21	5/15/2014 14:38	J
Lead	**20**		**ug/L**	**1**	1.4	0.48	5/15/2014 14:38	J
Selenium	**2.7**	**I**	**ug/L**	**1**	10	1.2	5/15/2014 14:38	J
Silver	**0.054**	**U**	**ug/L**	**1**	1.0	0.054	5/15/2014 14:38	J
Analysis Desc: SW846 7470A Analysis,Water	Preparation Method: SW-846 7470A Analytical Method: SW-846 7470A							
Mercury	**0.000010**	**U**	**mg/L**	**1**	0.00010	0.000010	5/12/2014 17:28	J

CERTIFICATE OF ANALYSIS

This report shall not be reproduced, except in full,
without the written consent of Advanced Environmental Laboratories, Inc..

Advanced Environmental Laboratories, Inc.
2639 N Monroe St Suite D
Tallahassee, FL 32303-4069
Phone: (850) 219-6274
Fax: (850) 219-6275

ANALYTICAL RESULTS QUALIFIERS

Workorder: S1400305 Bay Tank & Fabricating

PARAMETER QUALIFIERS

U The compound was analyzed for but not detected.

I The reported value is between the laboratory method detection limit and the laboratory practical quantitation limit.

LAB QUALIFIERS

J DOH Certification #E82574(AEL-JAX)(FL NELAC Certification)

CERTIFICATE OF ANALYSIS

This report shall not be reproduced, except in full,
without the written consent of Advanced Environmental Laboratories, Inc..

3004.1.0.0

Advanced Environmental Laboratories, Inc.
2639 N Monroe St Suite D
Tallahassee, FL 32303-4069
Phone: (850) 219-6274
Fax: (850) 219-6275

QUALITY CONTROL DATA

Workorder: S1400305 Bay Tank & Fabricating

QC Batch:	MSVj/1293	Analysis Method:	SW-846 8260B
QC Batch Method:	SW-846 5030B	Prepared:	05/07/2014 09:59
Associated Lab Samples:	S1400305001		

METHOD BLANK: 1459449

Parameter	Units	Blank Result	Reporting Limit	Qualifiers
VOLATILES				
Dichlorodifluoromethane	ug/L	0.34	0.34	U
Chloromethane	ug/L	0.29	0.29	U
Vinyl Chloride	ug/L	0.37	0.37	U
Bromomethane	ug/L	0.27	0.27	U
Chloroethane	ug/L	0.58	0.58	U
Trichlorofluoromethane	ug/L	0.35	0.35	U
Acrolein (Propenal)	ug/L	3.5	3.5	U
Acetone	ug/L	3.3	3.3	U
1,1-Dichloroethylene	ug/L	0.29	0.29	U
Iodomethane (Methyl Iodide)	ug/L	0.51	0.51	U
Acrylonitrile	ug/L	1.6	1.6	U
Methylene Chloride	ug/L	0.32	0.32	U
Carbon Disulfide	ug/L	0.34	0.34	U
trans-1,2-Dichloroethylene	ug/L	0.40	0.40	U
Methyl tert-butyl Ether (MTBE)	ug/L	0.32	0.32	U
1,1-Dichloroethane	ug/L	0.21	0.21	U
Vinyl Acetate	ug/L	0.67	0.67	U
2-Butanone (MEK)	ug/L	0.98	0.98	U
cis-1,2-Dichloroethylene	ug/L	0.28	0.28	U
Bromochloromethane	ug/L	0.37	0.37	U
Chloroform	ug/L	0.26	0.26	U
2,2-Dichloropropane	ug/L	0.57	0.57	U
1,2-Dichloroethane	ug/L	0.29	0.29	U
1,1,1-Trichloroethane	ug/L	0.29	0.29	U
1,1-Dichloropropene	ug/L	0.24	0.24	U
Carbon Tetrachloride	ug/L	0.26	0.26	U
Benzene	ug/L	0.21	0.21	U
Dibromomethane	ug/L	0.35	0.35	U
1,2-Dichloropropane	ug/L	0.29	0.29	U
Trichloroethene	ug/L	0.36	0.36	U
Bromodichloromethane	ug/L	0.26	0.26	U
2-Chloroethyl Vinyl Ether	ug/L	0.25	0.25	U
cis-1,3-Dichloropropene	ug/L	0.29	0.29	U
4-Methyl-2-pentanone (MIBK)	ug/L	0.51	0.51	U
trans-1,3-Dichloropropylene	ug/L	0.19	0.19	U
1,1,2-Trichloroethane	ug/L	0.33	0.33	U
Toluene	ug/L	0.28	0.28	U
1,3-Dichloropropane	ug/L	0.31	0.31	U

CERTIFICATE OF ANALYSIS

This report shall not be reproduced, except in full,
without the written consent of Advanced Environmental Laboratories, Inc..

3004.1.0.0

Advanced Environmental Laboratories, Inc.
2639 N Monroe St Suite D
Tallahassee, FL 32303-4069
Phone: (850) 219-6274
Fax: (850) 219-6275

QUALITY CONTROL DATA

Workorder: S1400305 Bay Tank & Fabricating

METHOD BLANK: 1459449

Parameter	Units	Blank Result	Reporting Limit	Qualifiers
2-Hexanone	ug/L	0.54	0.54	U
Dibromochloromethane	ug/L	0.22	0.22	U
Ethylene Dibromide (EDB)	ug/L	0.37	0.37	U
Tetrachloroethylene (PCE)	ug/L	0.36	0.36	U
1,1,1,2-Tetrachloroethane	ug/L	0.28	0.28	U
Chlorobenzene	ug/L	0.23	0.23	U
Ethylbenzene	ug/L	0.24	0.24	U
Bromoform	ug/L	0.60	0.60	U
Styrene	ug/L	0.21	0.21	U
1,1,2,2-Tetrachloroethane	ug/L	0.48	0.48	U
1,2,3-Trichloropropane	ug/L	0.56	0.56	U
Isopropylbenzene	ug/L	0.25	0.25	U
Bromobenzene	ug/L	0.32	0.32	U
n-propylbenzene	ug/L	0.24	0.24	U
2-Chlorotoluene	ug/L	0.31	0.31	U
4-Chlorotoluene	ug/L	0.23	0.23	U
1,3,5-Trimethylbenzene	ug/L	0.21	0.21	U
tert-butylbenzene	ug/L	0.26	0.26	U
1,2,4-Trimethylbenzene	ug/L	0.25	0.25	U
sec-butylbenzene	ug/L	0.19	0.19	U
1,3-Dichlorobenzene	ug/L	0.31	0.31	U
1,4-Dichlorobenzene	ug/L	0.37	0.37	U
1,2-Dichlorobenzene	ug/L	0.36	0.36	U
n-Butylbenzene	ug/L	0.18	0.18	U
1,2-Dibromo-3-Chloropropane	ug/L	3.1	3.1	U
1,2,4-Trichlorobenzene	ug/L	0.41	0.41	U
Naphthalene	ug/L	0.33	0.33	U
Hexachlorobutadiene	ug/L	0.58	0.58	U
1,2,3-Trichlorobenzene	ug/L	0.29	0.29	U
Xylene (Total)	ug/L	0.62	0.62	U
1,2-Dichloroethane-d4 (S)	%	106	80-120	
Toluene-d8 (S)	%	102	88-110	
Bromofluorobenzene (S)	%	109	86-115	

LABORATORY CONTROL SAMPLE: 1459450

Parameter	Units	Spike Conc.	LCS Result	LCS % Rec	% Rec Limits	Qualifiers
VOLATILES						
Vinyl Chloride	ug/L	20	20	100	70-130	
1,1-Dichloroethylene	ug/L	20	17	83	70-130	

CERTIFICATE OF ANALYSIS

This report shall not be reproduced, except in full,
without the written consent of Advanced Environmental Laboratories, Inc..

3004.1.0.0

Advanced Environmental Laboratories, Inc.
2639 N Monroe St Suite D
Tallahassee, FL 32303-4069
Phone: (850) 219-6274
Fax: (850) 219-6275

QUALITY CONTROL DATA

Workorder: S1400305 Bay Tank & Fabricating

LABORATORY CONTROL SAMPLE: 1459450

Parameter	Units	Spike Conc.	LCS Result	LCS % Rec	% Rec Limits	Qualifiers
Methyl tert-butyl Ether (MTBE)	ug/L	20	19	97	70-130	
cis-1,2-Dichloroethylene	ug/L	20	19	94	70-130	
Chloroform	ug/L	20	19	94	70-130	
Benzene	ug/L	20	19	93	70-130	
Trichloroethene	ug/L	20	18	92	70-130	
Toluene	ug/L	20	19	93	70-130	
Tetrachloroethylene (PCE)	ug/L	20	19	95	70-130	
Chlorobenzene	ug/L	20	19	94	70-130	
Ethylbenzene	ug/L	20	19	93	70-130	
1,2,4-Trimethylbenzene	ug/L	20	19	97	70-130	
1,3-Dichlorobenzene	ug/L	20	19	94	70-130	
1,2-Dichlorobenzene	ug/L	20	20	101	70-130	
Xylene (Total)	ug/L	60	57	94	70-130	
1,2-Dichloroethane-d4 (S)	%			103	80-120	
Toluene-d8 (S)	%			100	88-110	
Bromofluorobenzene (S)	%			102	86-115	

QC Batch: DGMj/1554 Analysis Method: SW-846 7470A
QC Batch Method: SW-846 7470A Prepared: 05/12/2014 09:23
Associated Lab Samples: S1400305001, S1400305002

METHOD BLANK: 1461332

Parameter	Units	Blank Result	Reporting Limit	Qualifiers
METALS				
Mercury	mg/L	0.000010	0.000010	U

LABORATORY CONTROL SAMPLE & LCSD: 1461333 1461334

Parameter	Units	Spike Conc.	LCS Result	LCSD Result	LCS % Rec	LCSD % Rec	% Rec Limit	RPD	Max RPD	Qualifiers
METALS										
Mercury	mg/L	0.002	0.0020	0.0019	100	93	80-120	7	20	

QC Batch: EXTj/1397 Analysis Method: FL-PRO
QC Batch Method: FL-PRO Prepared: 05/12/2014 12:00

CERTIFICATE OF ANALYSIS
This report shall not be reproduced, except in full,
without the written consent of Advanced Environmental Laboratories, Inc..

Advanced Environmental Laboratories, Inc.
2639 N Monroe St Suite D
Tallahassee, FL 32303-4069
Phone: (850) 219-6274
Fax: (850) 219-6275

QUALITY CONTROL DATA

Workorder: S1400305 Bay Tank & Fabricating

Associated Lab Samples: S1400305001

METHOD BLANK: 1462091

Parameter	Units	Blank Result	Reporting Limit	Qualifiers
SEMIVOLATILES				
TPH	ug/L	100	100	U
o-Terphenyl (S)	%	97	82-142	
Nonatricontane-C39 (S)	%	105	42-193	

LABORATORY CONTROL SAMPLE: 1462092

Parameter	Units	Spike Conc.	LCS Result	LCS % Rec	% Rec Limits	Qualifiers
SEMIVOLATILES						
TPH	ug/L	850	910	107	55-118	
o-Terphenyl (S)	%			102	82-142	
Nonatricontane-C39 (S)	%			113	42-193	

QC Batch: DGMj/1560 Analysis Method: SW-846 6020

QC Batch Method: SW-846 3010A Prepared: 05/13/2014 08:30

Associated Lab Samples: S1400305001, S1400305002

METHOD BLANK: 1462110

Parameter	Units	Blank Result	Reporting Limit	Qualifiers
METALS				
Chromium	ug/L	0.11	0.11	U
Arsenic	ug/L	0.077	0.077	U
Selenium	ug/L	0.58	0.58	U
Silver	ug/L	0.027	0.027	U
Cadmium	ug/L	0.028	0.028	U
Barium	ug/L	0.12	0.12	U
Lead	ug/L	0.24	0.24	U

CERTIFICATE OF ANALYSIS

This report shall not be reproduced, except in full,
without the written consent of Advanced Environmental Laboratories, Inc..

3004.1.0.0

Advanced Environmental Laboratories, Inc.
2639 N Monroe St Suite D
Tallahassee, FL 32303-4069
Phone: (850) 219-6274
Fax: (850) 219-6275

QUALITY CONTROL DATA

Workorder: S1400305 Bay Tank & Fabricating

LABORATORY CONTROL SAMPLE & LCSD: 1462111 1462112

Parameter	Units	Spike Conc.	LCS Result	LCSD Result	LCS % Rec	LCSD % Rec	% Rec Limit	RPD	Max RPD	Qualifiers
METALS										
Chromium	ug/L	100	90	86	90	86	80-120	4	20	
Arsenic	ug/L	100	90	88	90	88	80-120	2	20	
Selenium	ug/L	100	91	94	91	94	80-120	2	20	
Silver	ug/L	100	110	110	108	105	80-120	2	20	
Cadmium	ug/L	100	90	88	90	88	80-120	1	20	
Barium	ug/L	100	85	82	85	82	80-120	4	20	
Lead	ug/L	100	91	90	91	90	80-120	1	20	

QC Batch: EXTj/1400 Analysis Method: SW-846 8270C (SIM)

QC Batch Method: SW-846 3510C Prepared: 05/12/2014 12:00

Associated Lab Samples: S1400305001

METHOD BLANK: 1462333

Parameter	Units	Blank Result	Reporting Limit	Qualifiers
SEMIVOLATILES				
Naphthalene	ug/L	0.053	0.053	U
2-Methylnaphthalene	ug/L	0.045	0.045	U
1-Methylnaphthalene	ug/L	0.048	0.048	U
Acenaphthylene	ug/L	0.030	0.030	U
Acenaphthene	ug/L	0.034	0.034	U
Fluorene	ug/L	0.030	0.030	U
Phenanthrene	ug/L	0.036	0.036	U
Anthracene	ug/L	0.028	0.028	U
Fluoranthene	ug/L	0.027	0.027	U
Pyrene	ug/L	0.033	0.033	U
Benzo[a]anthracene	ug/L	0.026	0.026	U
Chrysene	ug/L	0.041	0.041	U
Benzo[b]fluoranthene	ug/L	0.040	0.040	U
Benzo[k]fluoranthene	ug/L	0.058	0.058	U
Benzo[a]pyrene	ug/L	0.024	0.024	U
Indeno(1,2,3-cd)pyrene	ug/L	0.048	0.048	U
Dibenzo[a,h]anthracene	ug/L	0.042	0.042	U
Benzo[g,h,i]perylene	ug/L	0.034	0.034	U
Nitrobenzene-d5 (S)	%	86	32-147	
2-Fluorobiphenyl (S)	%	82	34-140	
p-Terphenyl-d14 (S)	%	108	54-138	

CERTIFICATE OF ANALYSIS

This report shall not be reproduced, except in full,
without the written consent of Advanced Environmental Laboratories, Inc..

3004.1.0.0

Advanced Environmental Laboratories, Inc.
2639 N Monroe St Suite D
Tallahassee, FL 32303-4069
Phone: (850) 219-6274
Fax: (850) 219-6275

QUALITY CONTROL DATA

Workorder: S1400305 Bay Tank & Fabricating

LABORATORY CONTROL SAMPLE: 1462334

Parameter	Units	Spike Conc.	LCS Result	LCS % Rec	% Rec Limits	Qualifiers
SEMIVOLATILES						
Naphthalene	ug/L	5	4.4	87	63-128	
2-Methylnaphthalene	ug/L	5	4.5	90	70-137	
1-Methylnaphthalene	ug/L	5	4.8	96	67-133	
Acenaphthylene	ug/L	5	4.3	87	69-128	
Acenaphthene	ug/L	5	4.4	89	66-128	
Fluorene	ug/L	5	4.5	90	71-136	
Phenanthrene	ug/L	5	4.5	90	74-130	
Anthracene	ug/L	5	4.4	87	82-132	
Fluoranthene	ug/L	5	4.4	88	69-152	
Pyrene	ug/L	5	4.8	96	80-151	
Benzo[a]anthracene	ug/L	5	4.7	94	72-149	
Chrysene	ug/L	5	4.8	95	71-152	
Benzo[b]fluoranthene	ug/L	5	4.5	89	73-123	
Benzo[k]fluoranthene	ug/L	5	4.0	80	75-150	
Benzo[a]pyrene	ug/L	5	4.3	87	75-149	
Indeno(1,2,3-cd)pyrene	ug/L	5	3.7	75	52-141	
Dibenzo[a,h]anthracene	ug/L	5	3.2	63	18-147	
Benzo[g,h,i]perylene	ug/L	5	3.8	77	26-142	
Nitrobenzene-d5 (S)	%			95	32-147	
2-Fluorobiphenyl (S)	%			93	34-140	
p-Terphenyl-d14 (S)	%			112	54-138	

CERTIFICATE OF ANALYSIS

This report shall not be reproduced, except in full,
without the written consent of Advanced Environmental Laboratories, Inc..

3004.1.0.0

Advanced Environmental Laboratories, Inc.
2639 N Monroe St Suite D
Tallahassee, FL 32303-4069
Phone: (850) 219-6274
Fax: (850) 219-6275

QUALITY CONTROL DATA CROSS REFERENCE TABLE

Workorder: S1400305 Bay Tank & Fabricating

Lab ID	Sample ID	Prep Method	Prep Batch	Analysis Method	Analysis Batch
S1400305001	MW-6	SW-846 5030B	MSVj/1293	SW-846 8260B	MSVj/1294
S1400305001	MW-6	SW-846 7470A	DGMj/1554	SW-846 7470A	CVAj/1127
S1400305002	MW-4	SW-846 7470A	DGMj/1554	SW-846 7470A	CVAj/1127
S1400305001	MW-6	FL-PRO	EXTj/1397	FL-PRO	GCSj/1271
S1400305001	MW-6	SW-846 3010A	DGMj/1560	SW-846 6020	ICMj/1105
S1400305002	MW-4	SW-846 3010A	DGMj/1560	SW-846 6020	ICMj/1105
S1400305001	MW-6	SW-846 3510C	EXTj/1400	SW-846 8270C (SIM)	MSSj/1174

CERTIFICATE OF ANALYSIS

This report shall not be reproduced, except in full,
without the written consent of Advanced Environmental Laboratories, Inc..

3004.1.0.0

Advanced Environmental Laboratories, Inc.

- ☐ **Altamonte Springs:** 528 S. Northlake Blvd., Ste. 1016 • A
- ☐ **Gainesville:** 6815 SW Archer Road • Gainesville, FL 32608
- ☐ **Jacksonville:** 6681 Southpoint Pkwy. • Jacksonville, FL 322
- ☐ **Miramar:** 10200 USA Today Way, Miramar, FL 33025 • 954.8
- ☑ **Tallahassee:** 1288 Cedar Center Drive, Tallahassee, FL 32
- ☐ **Tampa:** 9610 Princess Palm Ave. • Tampa, FL 33619 • 813.63

S1400305

97

Client Name: Southern Earth Sciences	Project Name: Bay Tank & Fabricating
Address: 7500 McElvey Road, Suite A	P.O. Number or Project Number:
Panama City Beach, FL 32408	Project Location: Panama City, FL
Phone: 850-769-4773	REMARKS/SPECIAL INSTRUCTIONS:
FAX: 850-872-9967	
Contact: Trey Wilson	
Sampled By: Trey Wilson	
Turnaround Time: ☑ STANDARD ☐ RUSH	
Page 1 of 1	

SAMPLE ID	SAMPLE DESCRIPTION	Grab Comp	SAMPLING DATE	SAMPLING TIME	MATRIX	NO. COUNT	PRESERVATION	VOCs	PAH/TRPH	RCRA Metals	LABORATORY I.D. NUMBER
							BOTTLE SIZE & TYPE				
1	MW-6	G	5/6/14	1052	W	5		X	X	X	
2	MW-4	G	5/6/14	1154	W	1				X	

Received on Ice ☑ Yes ☐ No ☑ Temp taken from sample ☐ Temp from blank ☐ Where required, pH checked Temperature when received 4.7 (in degrees celcius)

Form revised 06/15/2010

Device used for measuring Temp by unique identifier (circle IR temp gun used) J: 9A G: LT-1 LT-2 T: 10A A: 3A M: 1A

	Relinquished by	Date	Time	Received by:	Date	Time
1	[illegible]	5/6/14	1400	[illegible]	5/7/14	8:30
2						
3						
4						

FOR DRINKING WATER USE (When PWS Information not otherwise supplied)

PWS ID:

Contact Person: Phone:

Supplier of Water:

Site-Address:

APPENDIX I

Advanced Environmental Laboratories, Inc.
2639 N Monroe St Suite D
Tallahassee, FL 32303-4069
Phone: (850) 219-6274
Fax: (850) 219-6275

June 16, 2014

Trey Wilson
7500 McElvey Road, Suite A
Panama City Beach
Panama City, FL 32408

RE: Workorder: S1400359 Bay Tank & Fabricating

Dear Trey Wilson:

Enclosed are the analytical results for sample(s) received by the laboratory on Friday, May 23, 2014. Results reported herein conform to the most current NELAC standards, where applicable, unless otherwise narrated in the body of the report. The analytical results for the samples contained in this report were submitted for analysis as outlined by the Chain of Custody and results pertain only to these samples.

If you have any questions concerning this report, please feel free to contact me.

Sincerely,

Tim Preston
TPreston@AELLab.com

Enclosures

CERTIFICATE OF ANALYSIS

This report shall not be reproduced, except in full,
without the written consent of Advanced Environmental Laboratories, Inc..

Advanced Environmental Laboratories, Inc.
2639 N Monroe St Suite D
Tallahassee, FL 32303-4069
Phone: (850) 219-6274
Fax: (850) 219-6275

SAMPLE SUMMARY

Workorder: S1400359 Bay Tank & Fabricating

Lab ID	Sample ID	Matrix	Date Collected	Date Received
S1400359001	WC-1	Soil	5/22/2014 13:10	5/23/2014 15:00
S1400359002	WC-2	Soil	5/22/2014 13:20	5/23/2014 15:00
S1400359003	WC-3	Soil	5/22/2014 13:30	5/23/2014 15:00
S1400359004	WC-4	Soil	5/22/2014 13:40	5/23/2014 15:00
S1400359005	WC-5	Soil	5/22/2014 13:50	5/23/2014 15:00
S1400359006	WC-6	Soil	5/22/2014 14:00	5/23/2014 15:00
S1400359007	WC-7	Soil	5/22/2014 14:10	5/23/2014 15:00
S1400359008	WC-8	Soil	5/22/2014 14:20	5/23/2014 15:00
S1400359009	WC-9	Soil	5/22/2014 14:30	5/23/2014 15:00
S1400359010	WC-10	Soil	5/22/2014 14:40	5/23/2014 15:00
S1400359011	WC-11	Soil	5/22/2014 14:50	5/23/2014 15:00
S1400359012	WC-12	Soil	5/22/2014 15:00	5/23/2014 15:00
S1400359013	WC-Comp	Soil	5/22/2014 15:05	5/23/2014 15:00
S1400359014	WC-13	Soil	5/22/2014 15:10	5/23/2014 15:00
S1400359015	WC-14	Soil	5/22/2014 15:20	5/23/2014 15:00

CERTIFICATE OF ANALYSIS

This report shall not be reproduced, except in full,
without the written consent of Advanced Environmental Laboratories, Inc..

3004.1.0.0

Advanced Environmental Laboratories, Inc.
2639 N Monroe St Suite D
Tallahassee, FL 32303-4069
Phone: (850) 219-6274
Fax: (850) 219-6275

ANALYTICAL RESULTS

Workorder: S1400359 Bay Tank & Fabricating

Lab ID: **S1400359001** Date Received: 05/23/14 15:00 Matrix: Soil

Sample ID: **WC-1** Date Collected: 05/22/14 13:10

Results for sample S1400359001 are reported on a dry weight basis.

Sample Description: Location:

Parameters	Results	Qual	Units	DF	Adjusted PQL	Adjusted MDL	Analyzed	Lab
METALS, TCLP								
Analysis Desc: SW846 6010B Analysis,TCLP	Preparation Method: SW-846 3010A Analytical Method: SW-846 6010							
Arsenic	**0.085**	**U**	**mg/L**	**1**	0.10	0.085	6/3/2014 09:31	J
Barium	**0.24**		**mg/L**	**1**	0.020	0.0028	6/3/2014 09:31	J
Cadmium	**0.015**	**I**	**mg/L**	**1**	0.060	0.0032	6/3/2014 09:31	J
Chromium	**0.021**	**I**	**mg/L**	**1**	0.040	0.0050	6/3/2014 09:31	J
Lead	**0.32**		**mg/L**	**1**	0.070	0.013	6/3/2014 09:31	J
Selenium	**0.068**	**U**	**mg/L**	**1**	0.20	0.068	6/3/2014 09:31	J
Silver	**0.0044**	**U**	**mg/L**	**1**	0.040	0.0044	6/3/2014 09:31	J

Lab ID: **S1400359002** Date Received: 05/23/14 15:00 Matrix: Soil

Sample ID: **WC-2** Date Collected: 05/22/14 13:20

Results for sample S1400359002 are reported on a dry weight basis.

Sample Description: Location:

Parameters	Results	Qual	Units	DF	Adjusted PQL	Adjusted MDL	Analyzed	Lab
METALS, TCLP								
Analysis Desc: SW846 6010B Analysis,TCLP	Preparation Method: SW-846 3010A Analytical Method: SW-846 6010							
Arsenic	**0.085**	**U**	**mg/L**	**1**	0.10	0.085	6/3/2014 09:36	J
Barium	**0.27**		**mg/L**	**1**	0.020	0.0028	6/3/2014 09:36	J
Cadmium	**0.012**	**I**	**mg/L**	**1**	0.060	0.0032	6/3/2014 09:36	J
Chromium	**0.017**	**I**	**mg/L**	**1**	0.040	0.0050	6/3/2014 09:36	J
Lead	**0.40**		**mg/L**	**1**	0.070	0.013	6/3/2014 09:36	J
Selenium	**0.068**	**U**	**mg/L**	**1**	0.20	0.068	6/3/2014 09:36	J
Silver	**0.0044**	**U**	**mg/L**	**1**	0.040	0.0044	6/3/2014 09:36	J

CERTIFICATE OF ANALYSIS

This report shall not be reproduced, except in full,
without the written consent of Advanced Environmental Laboratories, Inc..

3004.1.0.0

Advanced Environmental Laboratories, Inc.
2639 N Monroe St Suite D
Tallahassee, FL 32303-4069
Phone: (850) 219-6274
Fax: (850) 219-6275

ANALYTICAL RESULTS

Workorder: S1400359 Bay Tank & Fabricating

Lab ID: **S1400359003** Date Received: 05/23/14 15:00 Matrix: Soil

Sample ID: **WC-3** Date Collected: 05/22/14 13:30

Results for sample S1400359003 are reported on a dry weight basis.

Sample Description: Location:

Parameters	Results	Qual	Units	DF	Adjusted PQL	Adjusted MDL	Analyzed	Lab
METALS, TCLP								
Analysis Desc: SW846 6010B Analysis,TCLP	Preparation Method: SW-846 3010A Analytical Method: SW-846 6010							
Arsenic	**0.085**	**U**	**mg/L**	**1**	0.10	0.085	6/3/2014 09:41	J
Barium	**0.51**		**mg/L**	**1**	0.020	0.0028	6/3/2014 09:41	J
Cadmium	**0.012**	**I**	**mg/L**	**1**	0.060	0.0032	6/3/2014 09:41	J
Chromium	**0.031**	**I**	**mg/L**	**1**	0.040	0.0050	6/3/2014 09:41	J
Lead	**0.31**		**mg/L**	**1**	0.070	0.013	6/3/2014 09:41	J
Selenium	**0.068**	**U**	**mg/L**	**1**	0.20	0.068	6/3/2014 09:41	J
Silver	**0.0044**	**U**	**mg/L**	**1**	0.040	0.0044	6/3/2014 09:41	J

Lab ID: **S1400359004** Date Received: 05/23/14 15:00 Matrix: Soil

Sample ID: **WC-4** Date Collected: 05/22/14 13:40

Results for sample S1400359004 are reported on a dry weight basis.

Sample Description: Location:

Parameters	Results	Qual	Units	DF	Adjusted PQL	Adjusted MDL	Analyzed	Lab
METALS, TCLP								
Analysis Desc: SW846 6010B Analysis,TCLP	Preparation Method: SW-846 3010A Analytical Method: SW-846 6010							
Arsenic	**0.085**	**U**	**mg/L**	**1**	0.10	0.085	6/3/2014 10:09	J
Barium	**0.27**		**mg/L**	**1**	0.020	0.0028	6/3/2014 10:09	J
Cadmium	**0.011**	**I**	**mg/L**	**1**	0.060	0.0032	6/3/2014 10:09	J
Chromium	**0.016**	**I**	**mg/L**	**1**	0.040	0.0050	6/3/2014 10:09	J
Lead	**0.067**	**I**	**mg/L**	**1**	0.070	0.013	6/3/2014 10:09	J
Selenium	**0.068**	**U**	**mg/L**	**1**	0.20	0.068	6/3/2014 10:09	J
Silver	**0.0044**	**U**	**mg/L**	**1**	0.040	0.0044	6/3/2014 10:09	J

CERTIFICATE OF ANALYSIS

This report shall not be reproduced, except in full,
without the written consent of Advanced Environmental Laboratories, Inc..

ACCREDITED IN ACCORDANCE WITH nelac

3004.1.0.0

Advanced Environmental Laboratories, Inc.
2639 N Monroe St Suite D
Tallahassee, FL 32303-4069
Phone: (850) 219-6274
Fax: (850) 219-6275

ANALYTICAL RESULTS

Workorder: S1400359 Bay Tank & Fabricating

Lab ID: **S1400359005** Date Received: 05/23/14 15:00 Matrix: Soil

Sample ID: **WC-5** Date Collected: 05/22/14 13:50

Results for sample S1400359005 are reported on a dry weight basis.

Sample Description: Location:

Parameters	Results	Qual	Units	DF	Adjusted PQL	Adjusted MDL	Analyzed	Lab
METALS, TCLP								
Analysis Desc: SW846 6010B Analysis,TCLP	Preparation Method: SW-846 3010A Analytical Method: SW-846 6010							
Arsenic	**0.085**	**U**	**mg/L**	**1**	0.10	0.085	6/3/2014 10:13	J
Barium	**0.29**		**mg/L**	**1**	0.020	0.0028	6/3/2014 10:13	J
Cadmium	**0.25**		**mg/L**	**1**	0.060	0.0032	6/3/2014 10:13	J
Chromium	**0.019**	**I**	**mg/L**	**1**	0.040	0.0050	6/3/2014 10:13	J
Lead	**1.2**		**mg/L**	**1**	0.070	0.013	6/3/2014 10:13	J
Selenium	**0.068**	**U**	**mg/L**	**1**	0.20	0.068	6/3/2014 10:13	J
Silver	**0.0044**	**U**	**mg/L**	**1**	0.040	0.0044	6/3/2014 10:13	J

Lab ID: **S1400359006** Date Received: 05/23/14 15:00 Matrix: Soil

Sample ID: **WC-6** Date Collected: 05/22/14 14:00

Results for sample S1400359006 are reported on a dry weight basis.

Sample Description: Location:

Parameters	Results	Qual	Units	DF	Adjusted PQL	Adjusted MDL	Analyzed	Lab
METALS, TCLP								
Analysis Desc: SW846 6010B Analysis,TCLP	Preparation Method: SW-846 3010A Analytical Method: SW-846 6010							
Arsenic	**0.085**	**U**	**mg/L**	**1**	0.10	0.085	6/3/2014 10:18	J
Barium	**0.57**		**mg/L**	**1**	0.020	0.0028	6/3/2014 10:18	J
Cadmium	**0.015**	**I**	**mg/L**	**1**	0.060	0.0032	6/3/2014 10:18	J
Chromium	**0.025**	**I**	**mg/L**	**1**	0.040	0.0050	6/3/2014 10:18	J
Lead	**0.25**		**mg/L**	**1**	0.070	0.013	6/3/2014 10:18	J
Selenium	**0.068**	**U**	**mg/L**	**1**	0.20	0.068	6/3/2014 10:18	J
Silver	**0.0044**	**U**	**mg/L**	**1**	0.040	0.0044	6/3/2014 10:18	J

CERTIFICATE OF ANALYSIS

This report shall not be reproduced, except in full,
without the written consent of Advanced Environmental Laboratories, Inc..

3004.1.0.0

Advanced Environmental Laboratories, Inc.
2639 N Monroe St Suite D
Tallahassee, FL 32303-4069
Phone: (850) 219-6274
Fax: (850) 219-6275

ANALYTICAL RESULTS

Workorder: S1400359 Bay Tank & Fabricating

Lab ID: **S1400359007** Date Received: 05/23/14 15:00 Matrix: Soil

Sample ID: **WC-7** Date Collected: 05/22/14 14:10

Results for sample S1400359007 are reported on a dry weight basis.

Sample Description: Location:

Parameters	Results	Qual	Units	DF	Adjusted PQL	Adjusted MDL	Analyzed	Lab
METALS, TCLP								
Analysis Desc: SW846 6010B Analysis,TCLP	Preparation Method: SW-846 3010A Analytical Method: SW-846 6010							
Arsenic	**0.085**	**U**	**mg/L**	**1**	0.10	0.085	6/3/2014 10:23	J
Barium	**0.47**		**mg/L**	**1**	0.020	0.0028	6/3/2014 10:23	J
Cadmium	**0.015**	**I**	**mg/L**	**1**	0.060	0.0032	6/3/2014 10:23	J
Chromium	**0.014**	**I**	**mg/L**	**1**	0.040	0.0050	6/3/2014 10:23	J
Lead	**0.081**		**mg/L**	**1**	0.070	0.013	6/3/2014 10:23	J
Selenium	**0.068**	**U**	**mg/L**	**1**	0.20	0.068	6/3/2014 10:23	J
Silver	**0.0044**	**U**	**mg/L**	**1**	0.040	0.0044	6/3/2014 10:23	J

Lab ID: **S1400359008** Date Received: 05/23/14 15:00 Matrix: Soil

Sample ID: **WC-8** Date Collected: 05/22/14 14:20

Results for sample S1400359008 are reported on a dry weight basis.

Sample Description: Location:

Parameters	Results	Qual	Units	DF	Adjusted PQL	Adjusted MDL	Analyzed	Lab
METALS, TCLP								
Analysis Desc: SW846 6010B Analysis,TCLP	Preparation Method: SW-846 3010A Analytical Method: SW-846 6010							
Arsenic	**0.085**	**U**	**mg/L**	**1**	0.10	0.085	6/3/2014 10:28	J
Barium	**0.51**		**mg/L**	**1**	0.020	0.0028	6/3/2014 10:28	J
Cadmium	**0.028**	**I**	**mg/L**	**1**	0.060	0.0032	6/3/2014 10:28	J
Chromium	**0.025**	**I**	**mg/L**	**1**	0.040	0.0050	6/3/2014 10:28	J
Lead	**0.26**		**mg/L**	**1**	0.070	0.013	6/3/2014 10:28	J
Selenium	**0.068**	**U**	**mg/L**	**1**	0.20	0.068	6/3/2014 10:28	J
Silver	**0.0044**	**U**	**mg/L**	**1**	0.040	0.0044	6/3/2014 10:28	J

CERTIFICATE OF ANALYSIS

This report shall not be reproduced, except in full,
without the written consent of Advanced Environmental Laboratories, Inc..

3004.1.0.0

Advanced Environmental Laboratories, Inc.
2639 N Monroe St Suite D
Tallahassee, FL 32303-4069
Phone: (850) 219-6274
Fax: (850) 219-6275

ANALYTICAL RESULTS

Workorder: S1400359 Bay Tank & Fabricating

Lab ID: **S1400359009** Date Received: 05/23/14 15:00 Matrix: Soil

Sample ID: **WC-9** Date Collected: 05/22/14 14:30

Results for sample S1400359009 are reported on a dry weight basis.

Sample Description: Location:

Parameters	Results	Qual	Units	DF	Adjusted PQL	Adjusted MDL	Analyzed	Lab
METALS, TCLP								
Analysis Desc: SW846 6010B Analysis,TCLP	Preparation Method: SW-846 3010A Analytical Method: SW-846 6010							
Arsenic	**0.085**	**U**	**mg/L**	**1**	0.10	0.085	6/3/2014 10:33	J
Barium	**0.62**		**mg/L**	**1**	0.020	0.0028	6/3/2014 10:33	J
Cadmium	**0.019**	**I**	**mg/L**	**1**	0.060	0.0032	6/3/2014 10:33	J
Chromium	**0.013**	**I**	**mg/L**	**1**	0.040	0.0050	6/3/2014 10:33	J
Lead	**0.052**	**I**	**mg/L**	**1**	0.070	0.013	6/3/2014 10:33	J
Selenium	**0.068**	**U**	**mg/L**	**1**	0.20	0.068	6/3/2014 10:33	J
Silver	**0.0044**	**U**	**mg/L**	**1**	0.040	0.0044	6/3/2014 10:33	J

Lab ID: **S1400359010** Date Received: 05/23/14 15:00 Matrix: Soil

Sample ID: **WC-10** Date Collected: 05/22/14 14:40

Results for sample S1400359010 are reported on a dry weight basis.

Sample Description: Location:

Parameters	Results	Qual	Units	DF	Adjusted PQL	Adjusted MDL	Analyzed	Lab
METALS, TCLP								
Analysis Desc: SW846 6010B Analysis,TCLP	Preparation Method: SW-846 3010A Analytical Method: SW-846 6010							
Arsenic	**0.085**	**U**	**mg/L**	**1**	0.10	0.085	6/3/2014 10:38	J
Barium	**0.75**		**mg/L**	**1**	0.020	0.0028	6/3/2014 10:38	J
Cadmium	**0.016**	**I**	**mg/L**	**1**	0.060	0.0032	6/3/2014 10:38	J
Chromium	**0.013**	**I**	**mg/L**	**1**	0.040	0.0050	6/3/2014 10:38	J
Lead	**0.091**		**mg/L**	**1**	0.070	0.013	6/3/2014 10:38	J
Selenium	**0.068**	**U**	**mg/L**	**1**	0.20	0.068	6/3/2014 10:38	J
Silver	**0.0044**	**U**	**mg/L**	**1**	0.040	0.0044	6/3/2014 10:38	J

CERTIFICATE OF ANALYSIS

This report shall not be reproduced, except in full,
without the written consent of Advanced Environmental Laboratories, Inc..

3004.1.0.0

Advanced Environmental Laboratories, Inc.
2639 N Monroe St Suite D
Tallahassee, FL 32303-4069
Phone: (850) 219-6274
Fax: (850) 219-6275

ANALYTICAL RESULTS

Workorder: S1400359 Bay Tank & Fabricating

Lab ID: **S1400359011** Date Received: 05/23/14 15:00 Matrix: Soil

Sample ID: **WC-11** Date Collected: 05/22/14 14:50

Results for sample S1400359011 are reported on a dry weight basis.

Sample Description: Location:

Parameters	Results	Qual	Units	DF	Adjusted PQL	Adjusted MDL	Analyzed	Lab
METALS, TCLP								
Analysis Desc: SW846 6010B Analysis,TCLP	Preparation Method: SW-846 3010A Analytical Method: SW-846 6010							
Arsenic	**0.085**	**U**	**mg/L**	**1**	0.10	0.085	6/3/2014 10:42	J
Barium	**0.14**		**mg/L**	**1**	0.020	0.0028	6/3/2014 10:42	J
Cadmium	**0.011**	**I**	**mg/L**	**1**	0.060	0.0032	6/3/2014 10:42	J
Chromium	**0.025**	**I**	**mg/L**	**1**	0.040	0.0050	6/3/2014 10:42	J
Lead	**0.036**	**I**	**mg/L**	**1**	0.070	0.013	6/3/2014 10:42	J
Selenium	**0.068**	**U**	**mg/L**	**1**	0.20	0.068	6/3/2014 10:42	J
Silver	**0.0044**	**U**	**mg/L**	**1**	0.040	0.0044	6/3/2014 10:42	J

Lab ID: **S1400359012** Date Received: 05/23/14 15:00 Matrix: Soil

Sample ID: **WC-12** Date Collected: 05/22/14 15:00

Results for sample S1400359012 are reported on a dry weight basis.

Sample Description: Location:

Parameters	Results	Qual	Units	DF	Adjusted PQL	Adjusted MDL	Analyzed	Lab
METALS, TCLP								
Analysis Desc: SW846 6010B Analysis,TCLP	Preparation Method: SW-846 3010A Analytical Method: SW-846 6010							
Arsenic	**0.085**	**U**	**mg/L**	**1**	0.10	0.085	6/3/2014 10:46	J
Barium	**0.25**		**mg/L**	**1**	0.020	0.0028	6/3/2014 10:46	J
Cadmium	**0.013**	**I**	**mg/L**	**1**	0.060	0.0032	6/3/2014 10:46	J
Chromium	**0.016**	**I**	**mg/L**	**1**	0.040	0.0050	6/3/2014 10:46	J
Lead	**0.33**		**mg/L**	**1**	0.070	0.013	6/3/2014 10:46	J
Selenium	**0.068**	**U**	**mg/L**	**1**	0.20	0.068	6/3/2014 10:46	J
Silver	**0.0044**	**U**	**mg/L**	**1**	0.040	0.0044	6/3/2014 10:46	J

CERTIFICATE OF ANALYSIS

This report shall not be reproduced, except in full,
without the written consent of Advanced Environmental Laboratories, Inc..

3004.1.0.0

Advanced Environmental Laboratories, Inc.
2639 N Monroe St Suite D
Tallahassee, FL 32303-4069
Phone: (850) 219-6274
Fax: (850) 219-6275

ANALYTICAL RESULTS

Workorder: S1400359 Bay Tank & Fabricating

Lab ID: **S1400359013** Date Received: 05/23/14 15:00 Matrix: Soil

Sample ID: **WC-Comp** Date Collected: 05/22/14 15:05

Results for sample S1400359013 are reported on a dry weight basis.

Sample Description: Location:

Parameters	Results	Qual	Units	DF	Adjusted PQL	Adjusted MDL	Analyzed	Lab
METALS, TCLP								
Analysis Desc: SW846 7470A Analysis,TCLP	Preparation Method: SW-846 7470A Analytical Method: SW-846 7470A							
Mercury	**0.000050**	**U**	**mg/L**	**1**	0.00050	0.000050	6/12/2014 13:16	J
SEMIVOLATILES, TCLP								
Analysis Desc: 8081A Pesticide Analysis, TCLP	Preparation Method: SW-846 3510C Analytical Method: EPA 8081							
Chlordane (technical)	**0.000047**	**U**	**mg/L**	**1**	0.00020	0.000047	6/4/2014 16:03	J
Endrin	**0.0000017**	**U**	**mg/L**	**1**	0.000020	0.0000017	6/4/2014 16:03	J
Heptachlor	**0.0000035**	**U**	**mg/L**	**1**	0.000020	0.0000035	6/4/2014 16:03	J
Heptachlor Epoxide	**0.0000017**	**U**	**mg/L**	**1**	0.000020	0.0000017	6/4/2014 16:03	J
Methoxychlor	**0.0000058**	**U**	**mg/L**	**1**	0.000020	0.0000058	6/4/2014 16:03	J
Toxaphene	**0.00011**	**U**	**mg/L**	**1**	0.00020	0.00011	6/4/2014 16:03	J
gamma-BHC (Lindane)	**0.0000018**	**U**	**mg/L**	**1**	0.000020	0.0000018	6/4/2014 16:03	J
Tetrachloro-m-xylene (S)	**73**		**%**	**1**	42-129		6/4/2014 16:03	
Decachlorobiphenyl (S)	**71**		**%**	**1**	63-130		6/4/2014 16:03	
Analysis Desc: 8151A Herbicides Analysis, TCLP	Preparation Method: 8151 Analytical Method: EPA 8151							
2,4-D	**9.0**	**U**	**ug/L**	**1**	15	9.0	6/5/2014 23:27	J
Silvex (2,4,5-TP)	**1.7**	**U**	**ug/L**	**1**	5.0	1.7	6/5/2014 23:27	J
2,4-Dichlorophenylacetic acid (S)	**3**	**J4**	**%**	**1**	39-122		6/5/2014 23:27	J
Analysis Desc: 8270C Analysis, TCLP	Preparation Method: SW-846 3510C Analytical Method: SW-846 8270C							
1,4-Dichlorobenzene	**0.061**	**U**	**mg/L**	**1**	0.25	0.061	6/4/2014 16:40	J
2,4,5-Trichlorophenol	**0.048**	**U**	**mg/L**	**1**	0.25	0.048	6/4/2014 16:40	J
2,4,6-Trichlorophenol	**0.046**	**U**	**mg/L**	**1**	0.25	0.046	6/4/2014 16:40	J
2,4-Dinitrotoluene (2,4-DNT)	**0.030**	**U**	**mg/L**	**1**	0.25	0.030	6/4/2014 16:40	J
2-Methylphenol (o-Cresol)	**0.044**	**U**	**mg/L**	**1**	0.25	0.044	6/4/2014 16:40	J
3+4-Methylphenol(mp-Cresol)	**0.035**	**U**	**mg/L**	**1**	0.25	0.035	6/4/2014 16:40	J
Hexachlorobenzene	**0.049**	**U**	**mg/L**	**1**	0.25	0.049	6/4/2014 16:40	J
Hexachlorobutadiene	**0.044**	**U**	**mg/L**	**1**	0.25	0.044	6/4/2014 16:40	J
Hexachloroethane	**0.062**	**U**	**mg/L**	**1**	0.25	0.062	6/4/2014 16:40	J
Nitrobenzene	**0.057**	**U**	**mg/L**	**1**	0.25	0.057	6/4/2014 16:40	J
Pentachlorophenol	**0.048**	**U**	**mg/L**	**1**	0.25	0.048	6/4/2014 16:40	J

CERTIFICATE OF ANALYSIS

This report shall not be reproduced, except in full,
without the written consent of Advanced Environmental Laboratories, Inc..

3004.1.0.0

Advanced Environmental Laboratories, Inc.
2639 N Monroe St Suite D
Tallahassee, FL 32303-4069
Phone: (850) 219-6274
Fax: (850) 219-6275

ANALYTICAL RESULTS

Workorder: S1400359 Bay Tank & Fabricating

Lab ID: **S1400359013** Date Received: 05/23/14 15:00 Matrix: Soil

Sample ID: **WC-Comp** Date Collected: 05/22/14 15:05

Results for sample S1400359013 are reported on a dry weight basis.

Sample Description: Location:

Parameters	Results	Qual	Units	DF	Adjusted PQL	Adjusted MDL	Analyzed	Lab
Pyridine	**0.063**	**U**	**mg/L**	**1**	0.25	0.063	6/4/2014 16:40	J
2-Fluorophenol (S)	**65**		**%**	**1**	10-90		6/4/2014 16:40	
Phenol-d6 (S)	**44**		**%**	**1**	10-67		6/4/2014 16:40	
Nitrobenzene-d5 (S)	**96**		**%**	**1**	32-147		6/4/2014 16:40	
2-Fluorobiphenyl (S)	**100**		**%**	**1**	34-140		6/4/2014 16:40	
2,4,6-Tribromophenol (S)	**102**		**%**	**1**	19-190		6/4/2014 16:40	
p-Terphenyl-d14 (S)	**99**		**%**	**1**	54-138		6/4/2014 16:40	

VOLATILES, TCLP

Analysis Desc: 8260B Analysis, TCLP — Preparation Method: SW-846 5030B
Analytical Method: SW-846 8260B

1,1-Dichloroethylene	**0.0029**	**U**	**mg/L**	**10**	0.010	0.0029	6/3/2014 03:26	J
1,2-Dichloroethane	**0.0029**	**U**	**mg/L**	**10**	0.010	0.0029	6/3/2014 03:26	J
1,4-Dichlorobenzene	**0.0037**	**U**	**mg/L**	**10**	0.010	0.0037	6/3/2014 03:26	J
2-Butanone (MEK)	**0.0098**	**U**	**mg/L**	**10**	0.050	0.0098	6/3/2014 03:26	J
Benzene	**0.0029**	**U**	**mg/L**	**10**	0.010	0.0029	6/3/2014 03:26	J
Carbon Tetrachloride	**0.0026**	**U**	**mg/L**	**10**	0.010	0.0026	6/3/2014 03:26	J
Chlorobenzene	**0.0023**	**U**	**mg/L**	**10**	0.010	0.0023	6/3/2014 03:26	J
Chloroform	**0.0026**	**U**	**mg/L**	**10**	0.010	0.0026	6/3/2014 03:26	J
Tetrachloroethylene (PCE)	**0.0036**	**U**	**mg/L**	**10**	0.010	0.0036	6/3/2014 03:26	J
Trichloroethene	**0.0036**	**U**	**mg/L**	**10**	0.010	0.0036	6/3/2014 03:26	J
Vinyl Chloride	**0.0037**	**U**	**mg/L**	**10**	0.010	0.0037	6/3/2014 03:26	J
1,2-Dichloroethane-d4 (S)	**116**		**%**	**10**	80-120		6/3/2014 03:26	
Toluene-d8 (S)	**100**		**%**	**10**	88-110		6/3/2014 03:26	
Bromofluorobenzene (S)	**110**		**%**	**10**	86-115		6/3/2014 03:26	

Lab ID: **S1400359014** Date Received: 05/23/14 15:00 Matrix: Soil

Sample ID: **WC-13** Date Collected: 05/22/14 15:10

Results for sample S1400359014 are reported on a dry weight basis.

Sample Description: Location:

Parameters	Results	Qual	Units	DF	Adjusted PQL	Adjusted MDL	Analyzed	Lab
METALS, TCLP								
Analysis Desc: SW846 6010B Analysis,TCLP — Preparation Method: SW-846 3010A; Analytical Method: SW-846 6010								
Arsenic	**0.085**	**U**	**mg/L**	**1**	0.10	0.085	6/3/2014 10:51	J

CERTIFICATE OF ANALYSIS

This report shall not be reproduced, except in full,
without the written consent of Advanced Environmental Laboratories, Inc..

3004.1.0.0

Advanced Environmental Laboratories, Inc.
2639 N Monroe St Suite D
Tallahassee, FL 32303-4069
Phone: (850) 219-6274
Fax: (850) 219-6275

ANALYTICAL RESULTS

Workorder: S1400359 Bay Tank & Fabricating

Lab ID: **S1400359014** Date Received: 05/23/14 15:00 Matrix: Soil

Sample ID: **WC-13** Date Collected: 05/22/14 15:10

Results for sample S1400359014 are reported on a dry weight basis.

Sample Description: Location:

Parameters	Results	Qual	Units	DF	Adjusted PQL	Adjusted MDL	Analyzed	Lab
Barium	**0.37**		**mg/L**	**1**	0.020	0.0028	6/3/2014 10:51	J
Cadmium	**0.0088**	**I**	**mg/L**	**1**	0.060	0.0032	6/3/2014 10:51	J
Chromium	**0.011**	**I**	**mg/L**	**1**	0.040	0.0050	6/3/2014 10:51	J
Lead	**0.052**	**I**	**mg/L**	**1**	0.070	0.013	6/3/2014 10:51	J
Selenium	**0.068**	**U**	**mg/L**	**1**	0.20	0.068	6/3/2014 10:51	J
Silver	**0.0044**	**U**	**mg/L**	**1**	0.040	0.0044	6/3/2014 10:51	J
Analysis Desc: SW846 7470A Analysis,TCLP	Preparation Method: SW-846 7470A Analytical Method: SW-846 7470A							
Mercury	**0.000050**	**U**	**mg/L**	**1**	0.00050	0.000050	6/3/2014 12:41	J
SEMIVOLATILES, TCLP								
Analysis Desc: 8081A Pesticide Analysis, TCLP	Preparation Method: SW-846 3510C Analytical Method: EPA 8081							
Chlordane (technical)	**0.000047**	**U**	**mg/L**	**1**	0.00020	0.000047	6/4/2014 15:42	J
Endrin	**0.0000017**	**U**	**mg/L**	**1**	0.000020	0.0000017	6/4/2014 15:42	J
Heptachlor	**0.0000035**	**U**	**mg/L**	**1**	0.000020	0.0000035	6/4/2014 15:42	J
Heptachlor Epoxide	**0.0000017**	**U**	**mg/L**	**1**	0.000020	0.0000017	6/4/2014 15:42	J
Methoxychlor	**0.0000058**	**U**	**mg/L**	**1**	0.000020	0.0000058	6/4/2014 15:42	J
Toxaphene	**0.00011**	**U**	**mg/L**	**1**	0.00020	0.00011	6/4/2014 15:42	J
gamma-BHC (Lindane)	**0.0000018**	**U**	**mg/L**	**1**	0.000020	0.0000018	6/4/2014 15:42	J
Tetrachloro-m-xylene (S)	**75**		**%**	**1**	42-129		6/4/2014 15:42	
Decachlorobiphenyl (S)	**82**		**%**	**1**	63-130		6/4/2014 15:42	
Analysis Desc: 8151A Herbicides Analysis, TCLP	Preparation Method: 8151 Analytical Method: EPA 8151							
2,4-D	**9.0**	**U**	**ug/L**	**1**	15	9.0	6/5/2014 23:54	J
Silvex (2,4,5-TP)	**1.7**	**U**	**ug/L**	**1**	5.0	1.7	6/5/2014 23:54	J
2,4-Dichlorophenylacetic acid (S)	**2**	**J4**	**%**	**1**	39-122		6/5/2014 23:54	J
Analysis Desc: 8270C Analysis, TCLP	Preparation Method: SW-846 3510C Analytical Method: SW-846 8270C							
1,4-Dichlorobenzene	**0.061**	**U**	**mg/L**	**1**	0.25	0.061	6/4/2014 17:24	J
2,4,5-Trichlorophenol	**0.048**	**U**	**mg/L**	**1**	0.25	0.048	6/4/2014 17:24	J
2,4,6-Trichlorophenol	**0.046**	**U**	**mg/L**	**1**	0.25	0.046	6/4/2014 17:24	J
2,4-Dinitrotoluene (2,4-DNT)	**0.030**	**U**	**mg/L**	**1**	0.25	0.030	6/4/2014 17:24	J
2-Methylphenol (o-Cresol)	**0.044**	**U**	**mg/L**	**1**	0.25	0.044	6/4/2014 17:24	J
3+4-Methylphenol(mp-Cresol)	**0.035**	**U**	**mg/L**	**1**	0.25	0.035	6/4/2014 17:24	J

CERTIFICATE OF ANALYSIS

This report shall not be reproduced, except in full,
without the written consent of Advanced Environmental Laboratories, Inc..

Advanced Environmental Laboratories, Inc.
2639 N Monroe St Suite D
Tallahassee, FL 32303-4069
Phone: (850) 219-6274
Fax: (850) 219-6275

ANALYTICAL RESULTS

Workorder: S1400359 Bay Tank & Fabricating

Lab ID: **S1400359014** Date Received: 05/23/14 15:00 Matrix: Soil

Sample ID: **WC-13** Date Collected: 05/22/14 15:10

Results for sample S1400359014 are reported on a dry weight basis.

Sample Description: Location:

Parameters	Results	Qual	Units	DF	Adjusted PQL	Adjusted MDL	Analyzed	Lab
Hexachlorobenzene	**0.049**	**U**	**mg/L**	**1**	0.25	0.049	6/4/2014 17:24	J
Hexachlorobutadiene	**0.044**	**U**	**mg/L**	**1**	0.25	0.044	6/4/2014 17:24	J
Hexachloroethane	**0.062**	**U**	**mg/L**	**1**	0.25	0.062	6/4/2014 17:24	J
Nitrobenzene	**0.057**	**U**	**mg/L**	**1**	0.25	0.057	6/4/2014 17:24	J
Pentachlorophenol	**0.048**	**U**	**mg/L**	**1**	0.25	0.048	6/4/2014 17:24	J
Pyridine	**0.063**	**U**	**mg/L**	**1**	0.25	0.063	6/4/2014 17:24	J
2-Fluorophenol (S)	**61**		**%**	**1**	10-90		6/4/2014 17:24	
Phenol-d6 (S)	**43**		**%**	**1**	10-67		6/4/2014 17:24	
Nitrobenzene-d5 (S)	**89**		**%**	**1**	32-147		6/4/2014 17:24	
2-Fluorobiphenyl (S)	**91**		**%**	**1**	34-140		6/4/2014 17:24	
2,4,6-Tribromophenol (S)	**83**		**%**	**1**	19-190		6/4/2014 17:24	
p-Terphenyl-d14 (S)	**98**		**%**	**1**	54-138		6/4/2014 17:24	

VOLATILES, TCLP

Analysis Desc: 8260B Analysis, TCLP Preparation Method: SW-846 5030B

Analytical Method: SW-846 8260B

1,1-Dichloroethylene	**0.0029**	**U**	**mg/L**	**10**	0.010	0.0029	6/3/2014 04:11	J
1,2-Dichloroethane	**0.0029**	**U**	**mg/L**	**10**	0.010	0.0029	6/3/2014 04:11	J
1,4-Dichlorobenzene	**0.0037**	**U**	**mg/L**	**10**	0.010	0.0037	6/3/2014 04:11	J
2-Butanone (MEK)	**0.0098**	**U**	**mg/L**	**10**	0.050	0.0098	6/3/2014 04:11	J
Benzene	**0.0029**	**U**	**mg/L**	**10**	0.010	0.0029	6/3/2014 04:11	J
Carbon Tetrachloride	**0.0026**	**U**	**mg/L**	**10**	0.010	0.0026	6/3/2014 04:11	J
Chlorobenzene	**0.0023**	**U**	**mg/L**	**10**	0.010	0.0023	6/3/2014 04:11	J
Chloroform	**0.0026**	**U**	**mg/L**	**10**	0.010	0.0026	6/3/2014 04:11	J
Tetrachloroethylene (PCE)	**0.0036**	**U**	**mg/L**	**10**	0.010	0.0036	6/3/2014 04:11	J
Trichloroethene	**0.0036**	**U**	**mg/L**	**10**	0.010	0.0036	6/3/2014 04:11	J
Vinyl Chloride	**0.0037**	**U**	**mg/L**	**10**	0.010	0.0037	6/3/2014 04:11	J
1,2-Dichloroethane-d4 (S)	**116**		**%**	**10**	80-120		6/3/2014 04:11	
Toluene-d8 (S)	**99**		**%**	**10**	88-110		6/3/2014 04:11	
Bromofluorobenzene (S)	**111**		**%**	**10**	86-115		6/3/2014 04:11	

CERTIFICATE OF ANALYSIS

This report shall not be reproduced, except in full,
without the written consent of Advanced Environmental Laboratories, Inc..

3004.1.0.0

Advanced Environmental Laboratories, Inc.
2639 N Monroe St Suite D
Tallahassee, FL 32303-4069
Phone: (850) 219-6274
Fax: (850) 219-6275

ANALYTICAL RESULTS

Workorder: S1400359 Bay Tank & Fabricating

Lab ID: **S1400359015** Date Received: 05/23/14 15:00 Matrix: Soil

Sample ID: **WC-14** Date Collected: 05/22/14 15:20

Results for sample S1400359015 are reported on a dry weight basis.

Sample Description: Location:

Parameters	Results	Qual	Units	DF	Adjusted PQL	Adjusted MDL	Analyzed	Lab
METALS, TCLP								
Analysis Desc: SW846 6010B Analysis,TCLP	Preparation Method: SW-846 3010A Analytical Method: SW-846 6010							
Arsenic	**0.085**	**U**	**mg/L**	**1**	0.10	0.085	6/3/2014 11:14	J
Barium	**0.16**		**mg/L**	**1**	0.020	0.0028	6/3/2014 11:14	J
Cadmium	**0.014**	**I**	**mg/L**	**1**	0.060	0.0032	6/3/2014 11:14	J
Chromium	**0.011**	**I**	**mg/L**	**1**	0.040	0.0050	6/3/2014 11:14	J
Lead	**0.046**	**I**	**mg/L**	**1**	0.070	0.013	6/3/2014 11:14	J
Selenium	**0.068**	**U**	**mg/L**	**1**	0.20	0.068	6/3/2014 11:14	J
Silver	**0.0044**	**U**	**mg/L**	**1**	0.040	0.0044	6/3/2014 11:14	J
Analysis Desc: SW846 7470A Analysis,TCLP	Preparation Method: SW-846 7470A Analytical Method: SW-846 7470A							
Mercury	**0.000050**	**U**	**mg/L**	**1**	0.00050	0.000050	6/3/2014 12:44	J
SEMIVOLATILES, TCLP								
Analysis Desc: 8081A Pesticide Analysis, TCLP	Preparation Method: SW-846 3510C Analytical Method: EPA 8081							
Chlordane (technical)	**0.000047**	**U**	**mg/L**	**1**	0.00020	0.000047	6/4/2014 16:24	J
Endrin	**0.0000017**	**U**	**mg/L**	**1**	0.000020	0.0000017	6/4/2014 16:24	J
Heptachlor	**0.0000035**	**U**	**mg/L**	**1**	0.000020	0.0000035	6/4/2014 16:24	J
Heptachlor Epoxide	**0.0000017**	**U**	**mg/L**	**1**	0.000020	0.0000017	6/4/2014 16:24	J
Methoxychlor	**0.0000058**	**U**	**mg/L**	**1**	0.000020	0.0000058	6/4/2014 16:24	J
Toxaphene	**0.00011**	**U**	**mg/L**	**1**	0.00020	0.00011	6/4/2014 16:24	J
gamma-BHC (Lindane)	**0.0000018**	**U**	**mg/L**	**1**	0.000020	0.0000018	6/4/2014 16:24	J
Tetrachloro-m-xylene (S)	**68**		**%**	**1**	42-129		6/4/2014 16:24	
Decachlorobiphenyl (S)	**82**		**%**	**1**	63-130		6/4/2014 16:24	
Analysis Desc: 8151A Herbicides Analysis, TCLP	Preparation Method: 8151 Analytical Method: EPA 8151							
2,4-D	**9.0**	**U**	**ug/L**	**1**	15	9.0	6/6/2014 00:21	J
Silvex (2,4,5-TP)	**1.7**	**U**	**ug/L**	**1**	5.0	1.7	6/6/2014 00:21	J
2,4-Dichlorophenylacetic acid (S)	**2**	**J4**	**%**	**1**	39-122		6/6/2014 00:21	J
Analysis Desc: 8270C Analysis, TCLP	Preparation Method: SW-846 3510C Analytical Method: SW-846 8270C							
1,4-Dichlorobenzene	**0.061**	**U**	**mg/L**	**1**	0.25	0.061	6/4/2014 18:09	J

CERTIFICATE OF ANALYSIS

This report shall not be reproduced, except in full,
without the written consent of Advanced Environmental Laboratories, Inc..

Advanced Environmental Laboratories, Inc.
2639 N Monroe St Suite D
Tallahassee, FL 32303-4069
Phone: (850) 219-6274
Fax: (850) 219-6275

ANALYTICAL RESULTS

Workorder: S1400359 Bay Tank & Fabricating

Lab ID: **S1400359015** Date Received: 05/23/14 15:00 Matrix: Soil

Sample ID: **WC-14** Date Collected: 05/22/14 15:20

Results for sample S1400359015 are reported on a dry weight basis.

Sample Description: Location:

Parameters	Results	Qual	Units	DF	Adjusted PQL	Adjusted MDL	Analyzed	Lab
2,4,5-Trichlorophenol	**0.048**	**U**	**mg/L**	**1**	0.25	0.048	6/4/2014 18:09	J
2,4,6-Trichlorophenol	**0.046**	**U**	**mg/L**	**1**	0.25	0.046	6/4/2014 18:09	J
2,4-Dinitrotoluene (2,4-DNT)	**0.030**	**U**	**mg/L**	**1**	0.25	0.030	6/4/2014 18:09	J
2-Methylphenol (o-Cresol)	**0.044**	**U**	**mg/L**	**1**	0.25	0.044	6/4/2014 18:09	J
3+4-Methylphenol(mp-Cresol)	**0.035**	**U**	**mg/L**	**1**	0.25	0.035	6/4/2014 18:09	J
Hexachlorobenzene	**0.049**	**U**	**mg/L**	**1**	0.25	0.049	6/4/2014 18:09	J
Hexachlorobutadiene	**0.044**	**U**	**mg/L**	**1**	0.25	0.044	6/4/2014 18:09	J
Hexachloroethane	**0.062**	**U**	**mg/L**	**1**	0.25	0.062	6/4/2014 18:09	J
Nitrobenzene	**0.057**	**U**	**mg/L**	**1**	0.25	0.057	6/4/2014 18:09	J
Pentachlorophenol	**0.048**	**U**	**mg/L**	**1**	0.25	0.048	6/4/2014 18:09	J
Pyridine	**0.063**	**U**	**mg/L**	**1**	0.25	0.063	6/4/2014 18:09	J
2-Fluorophenol (S)	**60**		**%**	**1**	10-90		6/4/2014 18:09	
Phenol-d6 (S)	**42**		**%**	**1**	10-67		6/4/2014 18:09	
Nitrobenzene-d5 (S)	**81**		**%**	**1**	32-147		6/4/2014 18:09	
2-Fluorobiphenyl (S)	**91**		**%**	**1**	34-140		6/4/2014 18:09	
2,4,6-Tribromophenol (S)	**90**		**%**	**1**	19-190		6/4/2014 18:09	
p-Terphenyl-d14 (S)	**89**		**%**	**1**	54-138		6/4/2014 18:09	

VOLATILES, TCLP

Analysis Desc: 8260B Analysis, TCLP Preparation Method: SW-846 5030B

Analytical Method: SW-846 8260B

1,1-Dichloroethylene	**0.0029**	**U**	**mg/L**	**10**	0.010	0.0029	6/3/2014 04:56	J
1,2-Dichloroethane	**0.0029**	**U**	**mg/L**	**10**	0.010	0.0029	6/3/2014 04:56	J
1,4-Dichlorobenzene	**0.0037**	**U**	**mg/L**	**10**	0.010	0.0037	6/3/2014 04:56	J
2-Butanone (MEK)	**0.0098**	**U**	**mg/L**	**10**	0.050	0.0098	6/3/2014 04:56	J
Benzene	**0.0029**	**U**	**mg/L**	**10**	0.010	0.0029	6/3/2014 04:56	J
Carbon Tetrachloride	**0.0026**	**U**	**mg/L**	**10**	0.010	0.0026	6/3/2014 04:56	J
Chlorobenzene	**0.0023**	**U**	**mg/L**	**10**	0.010	0.0023	6/3/2014 04:56	J
Chloroform	**0.0026**	**U**	**mg/L**	**10**	0.010	0.0026	6/3/2014 04:56	J
Tetrachloroethylene (PCE)	**0.0036**	**U**	**mg/L**	**10**	0.010	0.0036	6/3/2014 04:56	J
Trichloroethene	**0.0036**	**U**	**mg/L**	**10**	0.010	0.0036	6/3/2014 04:56	J
Vinyl Chloride	**0.0037**	**U**	**mg/L**	**10**	0.010	0.0037	6/3/2014 04:56	J
1,2-Dichloroethane-d4 (S)	**118**		**%**	**10**	80-120		6/3/2014 04:56	
Toluene-d8 (S)	**98**		**%**	**10**	88-110		6/3/2014 04:56	
Bromofluorobenzene (S)	**111**		**%**	**10**	86-115		6/3/2014 04:56	

CERTIFICATE OF ANALYSIS

This report shall not be reproduced, except in full,
without the written consent of Advanced Environmental Laboratories, Inc..

3004.1.0.0

Advanced Environmental Laboratories, Inc.
2639 N Monroe St Suite D
Tallahassee, FL 32303-4069
Phone: (850) 219-6274
Fax: (850) 219-6275

ANALYTICAL RESULTS QUALIFIERS

Workorder: S1400359 Bay Tank & Fabricating

PARAMETER QUALIFIERS

U	The compound was analyzed for but not detected.
I	The reported value is between the laboratory method detection limit and the laboratory practical quantitation limit.
J4	Estimated Result

LAB QUALIFIERS

J	DOH Certification #E82574(AEL-JAX)(FL NELAC Certification)

CERTIFICATE OF ANALYSIS

This report shall not be reproduced, except in full,
without the written consent of Advanced Environmental Laboratories, Inc..

3004.1.0.0

Advanced Environmental Laboratories, Inc.
2639 N Monroe St Suite D
Tallahassee, FL 32303-4069
Phone: (850) 219-6274
Fax: (850) 219-6275

QUALITY CONTROL DATA

Workorder: S1400359 Bay Tank & Fabricating

QC Batch: DGMj/1648 Analysis Method: SW-846 6010
QC Batch Method: SW-846 3010A Prepared: 06/02/2014 10:23
Associated Lab Samples: S1400359001, S1400359002, S1400359003, S1400359004, S1400359005, S1400359006, S1400359007,

METHOD BLANK: 1475463

Parameter	Units	Blank Result	Reporting Limit	Qualifiers
Silver	mg/L	0.00044	0.00044	U
Arsenic	mg/L	0.0085	0.0085	U
Barium	mg/L	0.00028	0.00028	U
Cadmium	mg/L	0.00032	0.00032	U
Chromium	mg/L	0.00050	0.00050	U
Lead	mg/L	0.0013	0.0013	U
Selenium	mg/L	0.0068	0.0068	U

LABORATORY CONTROL SAMPLE & LCSD: 1475464 1475465

Parameter	Units	Spike Conc.	LCS Result	LCSD Result	LCS % Rec	LCSD % Rec	% Rec Limit	RPD	Max RPD	Qualifiers
Silver	mg/L	0.4	0.40	0.39	99	97	80-120	2	20	
Arsenic	mg/L	0.4	0.44	0.43	109	109	80-120	1	20	
Barium	mg/L	0.4	0.42	0.42	104	106	80-120	2	20	
Cadmium	mg/L	0.4	0.44	0.43	110	108	80-120	2	20	
Chromium	mg/L	0.4	0.42	0.42	106	104	80-120	2	20	
Lead	mg/L	0.4	0.40	0.40	99	99	80-120	0	20	
Selenium	mg/L	0.4	0.44	0.45	111	111	80-120	1	20	

QC Batch: DGMj/1655 Analysis Method: SW-846 7470A
QC Batch Method: SW-846 7470A Prepared: 06/03/2014 08:30
Associated Lab Samples: S1400359014, S1400359015

METHOD BLANK: 1476242

Parameter	Units	Blank Result	Reporting Limit	Qualifiers
Mercury	mg/L	0.000010	0.000010	U

CERTIFICATE OF ANALYSIS
This report shall not be reproduced, except in full,
without the written consent of Advanced Environmental Laboratories, Inc..

Advanced Environmental Laboratories, Inc.
2639 N Monroe St Suite D
Tallahassee, FL 32303-4069
Phone: (850) 219-6274
Fax: (850) 219-6275

QUALITY CONTROL DATA

Workorder: S1400359 Bay Tank & Fabricating

LABORATORY CONTROL SAMPLE & LCSD: 1476243 1476244

Parameter	Units	Spike Conc.	LCS Result	LCSD Result	LCS % Rec	LCSD % Rec	% Rec Limit	RPD	Max RPD	Qualifiers
Mercury	mg/L	0.002	0.0020	0.0019	100	97	80-120	3	20	

QC Batch: MSVj/1359 Analysis Method: SW-846 8260B
QC Batch Method: SW-846 5030B Prepared: 06/02/2014 11:29
Associated Lab Samples: S1400359013, S1400359014, S1400359015

METHOD BLANK: 1476271

Parameter	Units	Blank Result	Reporting Limit	Qualifiers
Vinyl Chloride	mg/L	0.00037	0.00037	U
1,1-Dichloroethylene	mg/L	0.00029	0.00029	U
2-Butanone (MEK)	mg/L	0.012	0.00098	
Chloroform	mg/L	0.00026	0.00026	U
1,2-Dichloroethane	mg/L	0.00029	0.00029	U
Carbon Tetrachloride	mg/L	0.00026	0.00026	U
Benzene	mg/L	0.00029	0.00029	U
Trichloroethene	mg/L	0.00036	0.00036	U
Tetrachloroethylene (PCE)	mg/L	0.00036	0.00036	U
Chlorobenzene	mg/L	0.00023	0.00023	U
1,4-Dichlorobenzene	mg/L	0.00037	0.00037	U
1,2-Dichloroethane-d4 (S)	%	114	80-120	
Toluene-d8 (S)	%	99	88-110	
Bromofluorobenzene (S)	%	110	86-115	

LABORATORY CONTROL SAMPLE: 1476272

Parameter	Units	Spike Conc.	LCS Result	LCS % Rec	% Rec Limits	Qualifiers
Vinyl Chloride	mg/L	0.02	0.020	99	70-130	
1,1-Dichloroethylene	mg/L	0.02	0.016	81	70-130	
Chloroform	mg/L	0.02	0.020	100	70-130	
Benzene	mg/L	0.02	0.019	93	70-130	
Trichloroethene	mg/L	0.02	0.019	96	70-130	
Tetrachloroethylene (PCE)	mg/L	0.02	0.020	100	70-130	
Chlorobenzene	mg/L	0.02	0.019	95	70-130	
1,2-Dichloroethane-d4 (S)	%			115	80-120	
Toluene-d8 (S)	%			95	88-110	
Bromofluorobenzene (S)	%			103	86-115	

CERTIFICATE OF ANALYSIS
This report shall not be reproduced, except in full,
without the written consent of Advanced Environmental Laboratories, Inc..

Advanced Environmental Laboratories, Inc.
2639 N Monroe St Suite D
Tallahassee, FL 32303-4069
Phone: (850) 219-6274
Fax: (850) 219-6275

QUALITY CONTROL DATA

Workorder: S1400359 Bay Tank & Fabricating

QC Batch: EXTj/1476 Analysis Method: EPA 8081
QC Batch Method: SW-846 3510C Prepared: 06/03/2014 10:30
Associated Lab Samples: S1400359013, S1400359014, S1400359015

METHOD BLANK: 1476413

Parameter	Units	Blank Result	Reporting Limit	Qualifiers
gamma-BHC (Lindane)	mg/L	0.0000018	0.0000018	U
Heptachlor	mg/L	0.0000035	0.0000035	U
Heptachlor Epoxide	mg/L	0.0000017	0.0000017	U
Endrin	mg/L	0.0000017	0.0000017	U
Methoxychlor	mg/L	0.0000058	0.0000058	U
Chlordane (technical)	mg/L	0.000047	0.000047	U
Toxaphene	mg/L	0.00011	0.00011	U
Tetrachloro-m-xylene (S)	%	75	44-124	
Decachlorobiphenyl (S)	%	65	48-137	

LABORATORY CONTROL SAMPLE: 1476414

Parameter	Units	Spike Conc.	LCS Result	LCS % Rec	% Rec Limits	Qualifiers
gamma-BHC (Lindane)	mg/L	0.0001	0.000071	71	59-134	
Heptachlor	mg/L	0.0001	0.000073	73	54-130	
Heptachlor Epoxide	mg/L	0.0001	0.000076	76	61-133	
Endrin	mg/L	0.0001	0.000077	77	60-138	
Methoxychlor	mg/L	0.0001	0.000090	90	54-145	
Chlordane (technical)	mg/L		0.000047			
Toxaphene	mg/L		0.00011			
Tetrachloro-m-xylene (S)	%			78	44-124	
Decachlorobiphenyl (S)	%			55	48-137	

QC Batch: EXTj/1479 Analysis Method: SW-846 8270C
QC Batch Method: SW-846 3510C Prepared: 06/03/2014 17:30
Associated Lab Samples: S1400359013, S1400359014, S1400359015

METHOD BLANK: 1477319

Parameter	Units	Blank Result	Reporting Limit	Qualifiers
2-Methylphenol (o-Cresol)	mg/L	0.00088	0.00088	U

CERTIFICATE OF ANALYSIS
This report shall not be reproduced, except in full,
without the written consent of Advanced Environmental Laboratories, Inc..

Advanced Environmental Laboratories, Inc.
2639 N Monroe St Suite D
Tallahassee, FL 32303-4069
Phone: (850) 219-6274
Fax: (850) 219-6275

QUALITY CONTROL DATA

Workorder: S1400359 Bay Tank & Fabricating

METHOD BLANK: 1477319

Parameter	Units	Blank Result	Reporting Limit	Qualifiers
3+4-Methylphenol(mp-Cresol)	mg/L	0.00070	0.00070	U
2,4,6-Trichlorophenol	mg/L	0.00093	0.00093	U
2,4,5-Trichlorophenol	mg/L	0.00096	0.00096	U
Pentachlorophenol	mg/L	0.00095	0.00095	U
Pyridine	mg/L	0.0013	0.0013	U
1,4-Dichlorobenzene	mg/L	0.0012	0.0012	U
Hexachloroethane	mg/L	0.0012	0.0012	U
Nitrobenzene	mg/L	0.0011	0.0011	U
Hexachlorobutadiene	mg/L	0.00087	0.00087	U
2,4-Dinitrotoluene (2,4-DNT)	mg/L	0.00060	0.00060	U
Hexachlorobenzene	mg/L	0.00099	0.00099	U
2-Fluorophenol (S)	%	62	10-90	
Phenol-d6 (S)	%	40	10-67	
Nitrobenzene-d5 (S)	%	98	32-147	
2-Fluorobiphenyl (S)	%	101	34-140	
2,4,6-Tribromophenol (S)	%	91	19-190	
p-Terphenyl-d14 (S)	%	102	54-138	

LABORATORY CONTROL SAMPLE: 1477320

Parameter	Units	Spike Conc.	LCS Result	LCS % Rec	% Rec Limits	Qualifiers
2,4,6-Trichlorophenol	mg/L	0.05	0.039	79	58-120	
Pentachlorophenol	mg/L	0.05	0.039	78	35-140	
1,4-Dichlorobenzene	mg/L	0.05	0.040	80	45-118	
Hexachloroethane	mg/L	0.05	0.039	79	48-123	
Nitrobenzene	mg/L	0.05	0.045	90	54-119	
Hexachlorobutadiene	mg/L	0.05	0.041	82	42-116	
2,4-Dinitrotoluene (2,4-DNT)	mg/L	0.05	0.048	97	77-142	
Hexachlorobenzene	mg/L	0.05	0.043	85	51-116	
2-Fluorophenol (S)	%			60	10-90	
Phenol-d6 (S)	%			42	10-67	
Nitrobenzene-d5 (S)	%			102	32-147	
2-Fluorobiphenyl (S)	%			99	34-140	
2,4,6-Tribromophenol (S)	%			89	5-195	
p-Terphenyl-d14 (S)	%			95	54-138	

QC Batch:	EXTj/1486	Analysis Method:	EPA 8151
QC Batch Method:	8151	Prepared:	06/04/2014 09:00

CERTIFICATE OF ANALYSIS

This report shall not be reproduced, except in full,
without the written consent of Advanced Environmental Laboratories, Inc..

3004.1.0.0

Advanced Environmental Laboratories, Inc.
2639 N Monroe St Suite D
Tallahassee, FL 32303-4069
Phone: (850) 219-6274
Fax: (850) 219-6275

QUALITY CONTROL DATA

Workorder: S1400359 Bay Tank & Fabricating

Associated Lab Samples: S1400359013, S1400359014, S1400359015

METHOD BLANK: 1479336

Parameter	Units	Blank Result	Reporting Limit	Qualifiers
SEMIVOLATILES, TCLP				
2,4-D	ug/L	0.63	0.63	U
Silvex (2,4,5-TP)	ug/L	0.15	0.15	U
2,4-Dichlorophenylacetic acid (S)	%	75	51-122	

LABORATORY CONTROL SAMPLE: 1479337

Parameter	Units	Spike Conc.	LCS Result	LCS % Rec	% Rec Limits	Qualifiers
SEMIVOLATILES, TCLP						
2,4-D	ug/L	12	10	85	53-160	
Silvex (2,4,5-TP)	ug/L	4	4.0	101	58-156	
2,4-Dichlorophenylacetic acid (S)	%			88	51-122	

QC Batch: DGMj/1695 Analysis Method: SW-846 7470A

QC Batch Method: SW-846 7470A Prepared: 06/12/2014 08:30

Associated Lab Samples: S1400359013

METHOD BLANK: 1484271

Parameter	Units	Blank Result	Reporting Limit	Qualifiers
Mercury	mg/L	0.000010	0.000010	U

LABORATORY CONTROL SAMPLE & LCSD: 1484272 1484273

Parameter	Units	Spike Conc.	LCS Result	LCSD Result	LCS % Rec	LCSD % Rec	% Rec Limit	RPD	Max RPD	Qualifiers
Mercury	mg/L	0.002	0.0018	0.0018	92	92	80-120	0	20	

CERTIFICATE OF ANALYSIS

This report shall not be reproduced, except in full,
without the written consent of Advanced Environmental Laboratories, Inc..

3004.1.0.0

Advanced Environmental Laboratories, Inc.
2639 N Monroe St Suite D
Tallahassee, FL 32303-4069
Phone: (850) 219-6274
Fax: (850) 219-6275

QUALITY CONTROL DATA QUALIFIERS

Workorder: S1400359 Bay Tank & Fabricating

QUALITY CONTROL PARAMETER QUALIFIERS

U The compound was analyzed for but not detected.

I The reported value is between the laboratory method detection limit and the laboratory practical quantitation limit.

V Method Blank Contamination

CERTIFICATE OF ANALYSIS

This report shall not be reproduced, except in full,
without the written consent of Advanced Environmental Laboratories, Inc..

3004.1.0.0

Advanced Environmental Laboratories, Inc.
2639 N Monroe St Suite D
Tallahassee, FL 32303-4069
Phone: (850) 219-6274
Fax: (850) 219-6275

QUALITY CONTROL DATA CROSS REFERENCE TABLE

Workorder: S1400359 Bay Tank & Fabricating

Lab ID	Sample ID	Prep Method	Prep Batch	Analysis Method	Analysis Batch
S1400359001	WC-1	SW-846 3010A	DGMj/1648	SW-846 6010	ICPj/1371
S1400359002	WC-2	SW-846 3010A	DGMj/1648	SW-846 6010	ICPj/1371
S1400359003	WC-3	SW-846 3010A	DGMj/1648	SW-846 6010	ICPj/1371
S1400359004	WC-4	SW-846 3010A	DGMj/1648	SW-846 6010	ICPj/1371
S1400359005	WC-5	SW-846 3010A	DGMj/1648	SW-846 6010	ICPj/1371
S1400359006	WC-6	SW-846 3010A	DGMj/1648	SW-846 6010	ICPj/1371
S1400359007	WC-7	SW-846 3010A	DGMj/1648	SW-846 6010	ICPj/1371
S1400359008	WC-8	SW-846 3010A	DGMj/1648	SW-846 6010	ICPj/1371
S1400359009	WC-9	SW-846 3010A	DGMj/1648	SW-846 6010	ICPj/1371
S1400359010	WC-10	SW-846 3010A	DGMj/1648	SW-846 6010	ICPj/1371
S1400359011	WC-11	SW-846 3010A	DGMj/1648	SW-846 6010	ICPj/1371
S1400359012	WC-12	SW-846 3010A	DGMj/1648	SW-846 6010	ICPj/1371
S1400359014	WC-13	SW-846 3010A	DGMj/1648	SW-846 6010	ICPj/1371
S1400359015	WC-14	SW-846 3010A	DGMj/1648	SW-846 6010	ICPj/1371
S1400359014	WC-13	SW-846 7470A	DGMj/1655	SW-846 7470A	CVAj/1146
S1400359015	WC-14	SW-846 7470A	DGMj/1655	SW-846 7470A	CVAj/1146
S1400359013	WC-Comp	SW-846 5030B	MSVj/1359	SW-846 8260B	MSVj/1360
S1400359014	WC-13	SW-846 5030B	MSVj/1359	SW-846 8260B	MSVj/1360
S1400359015	WC-14	SW-846 5030B	MSVj/1359	SW-846 8260B	MSVj/1360
S1400359013	WC-Comp	SW-846 3510C	EXTj/1476	EPA 8081	GCSj/1323
S1400359014	WC-13	SW-846 3510C	EXTj/1476	EPA 8081	GCSj/1323
S1400359015	WC-14	SW-846 3510C	EXTj/1476	EPA 8081	GCSj/1323
S1400359013	WC-Comp	SW-846 3510C	EXTj/1479	SW-846 8270C	MSSj/1212
S1400359014	WC-13	SW-846 3510C	EXTj/1479	SW-846 8270C	MSSj/1212
S1400359015	WC-14	SW-846 3510C	EXTj/1479	SW-846 8270C	MSSj/1212
S1400359013	WC-Comp	8151	EXTj/1486	EPA 8151	GCSj/1330
S1400359014	WC-13	8151	EXTj/1486	EPA 8151	GCSj/1330
S1400359015	WC-14	8151	EXTj/1486	EPA 8151	GCSj/1330

CERTIFICATE OF ANALYSIS

This report shall not be reproduced, except in full,
without the written consent of Advanced Environmental Laboratories, Inc..

3004.1.0.0

Advanced Environmental Laboratories, Inc.
2639 N Monroe St Suite D
Tallahassee, FL 32303-4069
Phone: (850) 219-6274
Fax: (850) 219-6275

QUALITY CONTROL DATA CROSS REFERENCE TABLE

Workorder: S1400359 Bay Tank & Fabricating

Lab ID	Sample ID	Prep Method	Prep Batch	Analysis Method	Analysis Batch
S1400359013	WC-Comp	SW-846 7470A	DGMj/1695	SW-846 7470A	CVAj/1153

CERTIFICATE OF ANALYSIS

This report shall not be reproduced, except in full,
without the written consent of Advanced Environmental Laboratories, Inc..

3004.1.0.0

Advanced Environmental Laboratories, Inc.

- ☐ **Altamonte Springs:** 528 S. Northlake Blvd., Ste. 101
- ☐ **Gainesville:** 6815 SW Archer Road • Gainesville, FL 32
- ☐ **Jacksonville:** 6881 Southpoint Pkwy. • Jacksonville, Fl
- ☐ **Miramar:** 10200 USA Today Way, Miramar, FL 33025 • 9
- ☑ **Tallahassee:** 1288 Cedar Center Drive, Tallahassee, FL
- ☐ **Tampa:** 9610 Princess Palm Ave. • Tampa, FL 33619 • 813.630.9616 • Fax 813.630.4327

S1400359

597

Client Name: Southern Earth Sciences	Project Name: Bay Tank & Fabricating
Address: 7500 McElvey Road, Suite A	P.O. Number or Project Number:
Panama City Beach, FL 32408	Project Location: Panama City, FL
Phone: 850-769-4773	REMARKS/SPECIAL INSTRUCTIONS:
FAX: 850-872-9967	
Contact: Trey Wilson	
Sampled By: Trey Wilson	
Turnaround Time: ☑ STANDARD ☐ RUSH	
Page 1 of 2	

SAMPLE ID	SAMPLE DESCRIPTION	Grab Comp	SAMPLING DATE	SAMPLING TIME	MATRIX	NO. COUNT	PRESERVATION	TCLP Metals (no Hg)	TCLP VOCs	TCLP SVOCs/Pests/Herbs	TCLP Metals (full)							LABORATORY I.D. NUMBER
BOTTLE SIZE & TYPE																		
ANALYSIS REQUIRED																		
1	WC-1	C	5/22	1310	S	1		X										
2	WC-2	C		1320	S	1		X										
3	WC-3	C		1330	S	1		X										
4	WC-4	C		1340	S	1		X										
5	WC-5	C		1350	S	1		X										
6	WC-6	C		1400	S	1		X										
7	WC-7	C		1410	S	1		X										
8	WC-8	C		1420	S	1		X										

Received on Ice ☑ Yes ☐ No ☐ Temp taken from sample ☐ Temp from blank ☐ Where required, pH checked Temperature when received 2.6 (in degrees celcius)

Form revised 06/15/2010

Device used for measuring Temp by unique identifier (circle IR temp gun used) J: 9A G: LT-1 LT-2 T: 10A A: 3A M: 1A

	Relinquished by	Date	Time	Received by:	Date	Time
1	[illegible]	5/23/14	1540	[illegible]	5/23/14	1540
2						
3						
4						

FOR DRINKING WATER USE (When PWS information not otherwise supplied)

PWS ID:

Contact Person: Phone:

Supplier of Water:

Site-Address:

Advanced Environmental Laboratories, Inc.

- [ ] **Altamonte Springs:** 528 S. Northlake Blvd., Ste. 1018 • Altamonte Springs, FL 32701 • 407.937.1594 • Fax 407.937.1597
- [ ] **Gainesville:** 6815 SW Archer Road • Gainesville, FL 32608 • 352.377.2349 • Fax 352.395.6639
- [ ] **Jacksonville:** 6681 Southpoint Pkwy. • Jacksonville, FL 32218 • 904.363.9350 • Fax 904.363.9354
- [ ] **Miramar:** 10200 USA Today Way, Miramar, FL 33025 • 954.889.2288 • Fax 954.889.2281
- [x] **Tallahassee:** 1288 Cedar Center Drive, Tallahassee, FL 32301 • 850.219.6274 • Fax 850.219.6275
- [ ] **Tampa:** 9610 Princess Palm Ave. • Tampa, FL 33619 • 813.630.9616 • Fax 813.630.4327

Client Name: Southern Earth Sciences
Address: 7500 McElvey Road, Suite A
Panama City Beach, FL 32408
Phone: 850-769-4773
FAX: 850-872-9967
Contact: Trey Wilson
Sampled By: Trey Wilson
Turnaround Time: [x] STANDARD [ ] RUSH
Page 2 of 2

Project Name: Bay Tank & Fabricating
P.O. Number or Project Number:
Project Location: Panama City, FL
REMARKS/SPECIAL INSTRUCTIONS:

SAMPLE ID	SAMPLE DESCRIPTION	Grab Comp	SAMPLING DATE	SAMPLING TIME	MATRIX	NO. COUNT	PRESERVATION	TCLP Metals (no Hg)	TCLP VOCs	TCLP SVOCs/Pests/Herbs	TCLP Metals (full)	LABORATORY I.D. NUMBER
BOTTLE SIZE & TYPE												
9	WC-9	C	5/22	1430	S	1		X				
10	WC-10	C		1440	S	1		X				
11	WC-11	C		1450	S	1		X				
12	WC-12	C		1500	S	1		X				
13	~~WC-13~~ WC-Comp	C		1505	S	3			X	X		
14	~~WC-14~~ WC-13	C		1510	S	3			X	X	X	
15	WC-14	C		1520	S	3			X	X	X	
~~16~~												

Received on Ice [ ] Yes [ ] No [ ] Temp taken from sample [ ] Temp from blank [ ] Where required, pH checked Temperature when received 2.6 (in degrees celcius)

Form revised 06/15/2010

Device used for measuring Temp by unique identifier (circle IR temp gun used) J: 9A G: LT-1 LT-2 T: 10A A: 3A M: 1A

	Relinquished by	Date	Time	Received by:	Date	Time
1	[illegible]	5/22/14	1540	[illegible]	5/22/14	1540
2						
3						
4						

FOR DRINKING WATER USE (When PWS information not otherwise supplied)

PWS ID:
Contact Person: Phone:
Supplier of Water:
Site-Address: