QUARTERLY MONITORING REPORT
FOR NOVEMBER 1995
SAFETY-KLEEN CORP.
MANHATTAN AVENUE FACILITY
TAMPA, FLORIDA
CLOSURE PERMIT NO. HF29-158003
EPA ID NO. FLD 049 557 408

PREPARED FOR:

SAFETY-KLEEN CORP.
100 North Randall Road
Elgin, Illinois 60123

PREPARED BY:

ECT

Environmental Consulting & Technology, Inc.

5405 Cypress Center Drive
Suite 200
Tampa, Florida 33609
(813) 289-9338

95074-1111

JANUARY 1996

RECEIVED
FEB 01 1996
Department of Environmental Protection
SOUTHWEST DISTRICT
BY _____

QUARTERLY MONITORING REPORT
FOR NOVEMBER 1995
SAFETY-KLEEN CORP.
MANHATTAN AVENUE FACILITY
TAMPA, FLORIDA
CLOSURE PERMIT NO. HF29-158003
EPA ID NO. FLD 049 557 408

PREPARED FOR:

SAFETY-KLEEN CORP.
100 North Randall Road
Elgin, Illinois 60123

PREPARED BY:

ECT
Environmental Consulting & Technology, Inc.

5405 Cypress Center Drive
Suite 200
Tampa, Florida 33609
(813) 289-9338

95074-1111

JANUARY 1996

ECT
Environmental Consulting & Technology, Inc.

January 26, 1996
95074-1111

D.E.P.
FEB - 1 1996
SOUTHWEST DISTRICT
TAMPA

Hazardous Waste Supervisor
Florida Department of Environmental Protection
3804 Coconut Palm Drive
Tampa, Florida 33619-8318

Attention: Bill Crawford

Re: Safety-Kleen Corp., Manhattan Avenue, Tampa Facility
Quarterly Monitoring Report, November 1995 and
Remedial System Report
Closure Permit No. HF29-158003

Dear Mr. Crawford:

On behalf of Safety-Kleen Corp., Environmental Consulting & Technology, Inc. (ECT) herein submits results of the November 1995 quarterly ground water monitoring pursuant to Specific Condition IV.4 of the referenced permit. In addition, this document includes the quarterly remedial system report pursuant to Specific Conditions IV.13, IV.14, and X.2.

QUARTERLY GROUND WATER MONITORING REPORT--NOVEMBER 1995

Ground water samples and water level data were collected in November 1995 according to procedures described in the closure permit and the July 1994 revised quality assurance project plan (QAPP) for the facility. The ground water samples were submitted to Analytical Technologies, Inc. (ATI) for analysis of the parameters listed in Specific Condition IV.3 of the closure permit as modified on November 12, 1993.

Ground water samples were collected from 10 monitor wells on November 28 and 29, 1995. One monitor well located offsite to the east (DA-4D) could not be sampled because it has been buried by a large pile of fill soil emplaced by the proprietor of that property. ECT was able to remove enough fill soil to locate and sample SA-3. Well sampling data forms are provided in Appendix A. Ground water levels and total well depths were measured at each well sampled. Ground water elevation data for November 28 are presented in Table 1 and a water table elevation contour map is shown in Figure 1. The inferred ground water flow direction is toward the east, consistent with historical data. Additional water table elevation contour maps document the ground water capture zone induced by ground water recovery (pumping), and are presented in the Remediation System Report section of this document.

The laboratory report of ground water quality analytical methods and results is presented as Appendix B. Ground water quality results are summarized in Table 2. Concentration

5405 Cypress Center Drive
Suite 200
Tampa, FL
33609

P.O. Box 20866
Tampa, FL
33622-0866

(813)
289-9338

FAX (813)
289-9388

An Equal Opportunity/Affirmative Action Employer

trends for select analytes are illustrated in Figure 2 for monitor well POC-2 and Figure 3 for POC-3. Well locations are shown in Figure 1.

Detection of organic compounds was essentially limited to ground water from monitor wells POC-2 and POC-3. Concentrations at both POC-2 and POC-3 are appreciably lower than they were during this quarter last year. Period of record trends suggest that essentially all contaminant concentrations are decreasing at these wells (Figures 2 and 3). The observed decreases are likely the result of ground water recovery and system adjustments (see Item b in the Remediation System Report section of this document). No organic compounds were detected above their respective Chapter 62-550, F.A.C. primary or secondary maximum contaminant levels (MCLs).

Concentrations of metals were generally below detection limits or very low. No metals were detected at concentrations exceeding their respective MCLs.

REMEDIATION SYSTEM REPORT-NOVEMBER 1995

Specific Conditions X.2 and IV.13 of the closure permit require quarterly reporting on the effectiveness of the soil and ground water recovery and treatment systems, respectively. The specific items that must be included in the ground water remediation system report are outlined in Specific Condition IV.14. Each of these items, "a" through "l", is reprinted below and followed by pertinent information, including soil cleanup information pursuant to Specific Condition X.2.

Item a. A narrative summary on the effectiveness of the treatment and recovery system.

The entire soil and ground water recovery and treatment system began continuous, automated operation in late January 1994. Frequently, the soil remediation system could not be operated due to high water levels. This phenomenon has been discussed in several reports submitted to the FDEP. The following discussion provides a summary of the effectiveness of the soil and ground water remediation systems.

The ground water remediation system had undergone extensive and rigorous startup testing. As discussed in the November 1993 quarterly report, the objectives of the Phase 1 and Phase 2 startup testing were achieved in January, 1994. As such, Phase 3 operation, which includes monthly monitoring, was initiated in late January, 1994. The Phase 3 monthly sampling program includes influent and intercarbon sample analyses for the eight RCRA metals and volatile organic compounds by EPA Methods 8010/8020. This report includes results of the monthly monitoring program for October, November and December, 1995 (Appendix C-1).

The ground water remediation system is effectively capturing the contaminant plume (see Items i and k) and completely treating the impacted ground water (see Item g and

Table 3). No volatile organics have been detected in the treated ground water since the November 1993 quarterly report. Between January 24, 1994, and January 3, 1996 (Phase 3), the ground water system treated 2,729,000 gallons of water to below detection limits for all organic constituents. All this treatment has been effected without use of the air stripper blower. Ground water constituent concentrations have been reduced dramatically.

The soil vapor extraction (SVE) system has been operating since January 24, 1994. Rainy seasons have resulted in periods when the SVE system cannot operate due to high water levels. Soil compaction has also hindered operation of the SVE system. An SVE well point pilot test was initiated in October, 1995 and is described in Item l. Preliminary results show significant reductions in soil vapor concentrations. When allowed by lower water levels, the SVE system effectively removes organics from the soil vapor, as demonstrated by influent and effluent data (see Items e, g, and l, and Table 4). Organic compound removal efficiency in the recovered soil vapor air stream has ranged from 99.4 percent to greater than 99.9 percent.

Item b. Any minor revisions or adjustments to the treatment and recovery system or plan.

The following adjustments have been made:

1. To maximize effectiveness and efficiency of ground water cleanup, on February 9, 1995, wells POC-2 and POC-3 were equipped to serve as temporary recovery wells and supplement pumpage from recovery wells RW-1 and RW-2, as previously reported. Drop pipes were installed in POC-2 and POC-3 and connected to a common header. Water is pumped from these wells via a diaphragm suction pump into the oil/water separator, then treated as usual.

2. Temporary SVE well points were installed and pilot testing initiated in October 1995 (See Item l).

Item c. Any proposed modification to the treatment and recovery system.

No modifications are proposed at this time.

Item d. Complete inspection logs for previous three months. These logs must include inspections of the recovery well pump(s) and treatment systems.

Operation and maintenance logs are provided in Appendix D.

Item e. Record of when the treatment system is operating.

The ground water treatment system has been in continuous, automated operation since the last quarterly reporting period. The system is designed to shut off automatically by

a high-level switch in the oil/water separator, and by a high-level switch in the infiltration gallery. The infiltration gallery high-level switch shut off is equipped with a timer set at 5 hours. This timer affects automatic restart of the system, unless water levels have not receded to below the cut off level. Automated operation was continuous throughout the quarter. Approximately 500,000 gallons of water were treated this quarter.

The SVE intake laterals are situated 2.5 ft bls, at an elevation of approximately 27.5 ft msl. As such, the intake laterals have been under water for much of this year, and the SVE system has been unable to affect soils during these wet periods (refer also to Item l). In contrast, the high water levels appear to be flushing some impacts from soils into the ground water where capture is more easily affected by the recovery system. As discussed in Item l, an SVE well point pilot test was initiated in October, 1995, and operation in that regard has been continuous.

Item f. Total volume of processed ground water.

As of January 3, 1996, a grand total of approximately 2,799,000 gallons of ground water had been recovered and treated; this includes water treated during the phase 1 and phase 2 startup testing program.

Item g. Summary of influent/effluent data, chain-of-custodies, and lab reports.

Influent and effluent analytical data for ground water and soil vapor are summarized in Tables 3 and 4, respectively. Appendix C is comprised of chain-of-custodies and lab reports pertaining to the remediation system for this quarter. These data are discussed in Items a and l of this report.

Item h. Summary of ground water data (including graphical representation) with emphasis on the most common contaminants and those most difficult to treat.

Period of record ground water quality data for monitor wells POC-2 and POC-3 are presented in Figures 2 and 3, respectively; these are the only two impacted wells at the site. The figures provide graphs of concentrations through time for the following analytes: benzene, chlorobenzene, ethylbenzene, xylenes, naphthalene, mineral spirits, lead, and turbidity. The long term trend is toward decreasing concentrations for essentially all constituents. These trends are further discussed in the Quarterly Ground Water Monitoring Report section of this document.

Item i. Ground water elevation contour maps for previous six months.

Ground water elevation contour maps are provided for the following dates: July 26, 1995 (Figure 4); August 21, 1995 (Figure 5); September 21, 1995 (Figure 6); October 18, 1995 (Figure 7); November 28, 1995 (Figure 1); and December 18, 1995 (Figure 8). The ground water elevation contour maps in Figures 1, 7 and 8 are discussed

in Item k of this report; the others have been discussed in their respective quarterly reports.

Item j. Record of repairs (wells, piping, etc.).

- The SVE system blower is being repaired (a temporary mobile blower is currently in use).
- Water filters were replaced, as necessary.
- A muffler was installed on the SVE system to minimize noise.

Item k. Figure depicting the zone of capture of the recovery wells including delineation of stagnation points.

Pursuant to Specific Condition IV.12 of the closure permit, water table elevation contour maps are presented in Figures 1, 4, 5, 6, 7 and 8. These maps depict capture zones and represent water table elevations from July to December, 1995, as indicated in Item I. Frequent precipitation and storm water runoff from the north to the wetland area east of the site have resulted in high water table conditions throughout much of this period. The capture zone appears to fully envelope the plume of impacted ground water.

Item l. Soil venting data.

Table 4 provides a summary of all analytical results for soil vapor samples including sample dates, analytes, and reported concentrations for influent and effluent. All vapor samples were analyzed by EPA Method 18, pursuant to the CAP, for benzene, toluene, ethylbenzene, xylenes (i.e., BTEX), MTBE, and total hydrocarbons. None of the BTEX compounds nor MTBE have ever been detected in any sample. Total hydrocarbons in the influent has ranged from a high of 2,800 milligrams per cubic meter (mg/m^3) in February 1994 to a low of 38 mg/m^3 in November 1995. The 4.4 mg/m^3 value reported for November 1994 is suspect and is interpreted as an outlier. Effluent sample results show that the off gas treatment unit has achieved hydrocarbon removal efficiencies ranging from 99.4 percent to greater than 99.9 percent. The SVE system effectively removes organic compounds from the soil vapor when site conditions allow operation of the system.

As discussed in Item e, high water levels have prevented the SVE system from affecting soil cleanup for much of this year. Further, when water levels receded in late April 1995, it was discovered that the SVE system was unable to induce air flow through the soil and into the intake laterals. Additional testing and examination in May revealed that the soil located directly adjacent to the filter pack of the SVE intake laterals was extremely dense. It appears that the soil vacuum pressures have induced severe soil compaction locally, resulting in extremely low soil permeability. Safety-Kleen considered various adjustments, including repositioning the extraction points or supplementing them with additional extraction points to expedite soil cleanup, and decided to conduct an SVE well point pilot study.

On October 10, 1995, ECT dug 13 shallow soil borings (1.5 ft deep) onsite to examine vadose soils, and to collect soil samples for total organic carbon (TOC) analysis. (The TOC analyses are for use in leachability calculations). Temporary SVE well points were then installed in the 13 boreholes; each has 1 ft of 10-slot screen with about 1 ft of 2-inch diameter PVC riser pipe. These SVE well points were connected by manifold to the existing SVE piping and treatment system. Preliminary testing was initiated on October 18, and continuous pilot testing began on October 25. Laboratory reports are provided in Appendix C.2. Thus far, the results shown in Table 4 suggest the temporary SVE well points are capable of reducing soil vapor concentrations significantly; in contrast, the original SVE lateral wells can not be utilized due to severe soil compaction and, often, high water levels.

If you have any questions or comments regarding this quarterly monitoring report, please contact me at (813) 289-9338 or John Hodges at (813) 621-9200. Thank you.

Sincerely,

ENVIRONMENTAL CONSULTING & TECHNOLOGY, INC.

Richard J. Stebnisky, P.G.
Senior Hydrogeologist

Jan 17-96
Date

Guy T. Kaminski, P.E.
Senior Engineer--FL License No. 41048

January 17, 96
Date

RJS:GTK/baj

Attachments: Tables 1 through 4
Figures 1 through 8
Appendices A through D

cc: John G. Hodges, Jr./SK
Keith Marcott/SK
999 File No. 1760 c/o Russ Giambrone/SK
Clare Burr
FDEP, Tallahassee (2 copies)
EPA, Atlanta

TABLES

Table 1. Water Table Elevations, November 28, 1995
Safety-Kleen Corp.
Manhattan Avenue, Tampa, Florida

Well/No.	MP Elevation (ft-msl)	Depth to Water (ft)	Water Table Elevation (ft-msl)
POC-1	32.80	6.30	26.50
POC-2	33.22†	10.40	22.82
POC-3	32.30†	9.10	23.20
SA-1	28.29	2.60	25.69
SA-2	29.72	3.28	26.44
SA-3	27.49	1.73	25.76
SA-4	30.05	3.00	27.05
DA-4D	27.55	**	**
DA-5D	29.70	7.42	22.28
DA-1A	30.9*	5.80	25.10
BG-1	32.83	4.65	28.18

Notes:
MP = Measuring point.
ft-msl = Feet above mean sea level.
* = Approximate.
** = Well is buried under load of fill dirt.
† = MPs during pumping from POC-2 and POC-3 are 33.22 and 32.30, respectively.

Source: ECT, 1995.

Table 2. Ground Water Quality Summary, November 1995
Safety-Kleen Corp., Manhattan Avenue, Tampa, Florida (Page 1 of 2)

Sample Location*	BG-1	SA-1	SA-2	SA-3	SA-4	DA-1A	DA-5D	POC-1	POC-2	POC-2 Dupe	POC-3	Equip Blank B	Equip Blank T	Trip Blank
Date Collected	11/28/95	11/28/95	11/28/95	11/28/95	11/28/95	11/28/95	11/28/95	11/28/95	11/29/95	11/29/95	11/29/95	11/29/95	11/29/95	
Parameter, Units														
Hydrocarbons as Mineral Spirits, µg/L	<100	<100	<100	<100	<100	<100	<100	<100	460	980	1600	<100	NA	NA
Methylene chloride, µg/L	<3	<3	<3	<3	<3	<3	<3	<3	<3	<3	<3	<3	NA	<3
Acetone, µg/L	<10	<10	<10	<10	<10	10	13	<10	<10	<10	<10	<10	NA	<10
Carbon disulfide, µg/L	7	11	23	5	6	6	19	5	<1	<1	<1	<1	NA	<1
1,1-Dichloroethene, µg/L	<1	<1	<1	<1	<1	<1	<1	<1	<1	<1	<1	<1	NA	<1
1,1,1-Trichloroethane, µg/L	<5	<5	<5	<5	<5	<5	<5	<5	<5	<5	<5	<5	NA	<5
Benzene, µg/L	<1	<1	<1	<1	<1	<1	<1	<1	1	1	<1	<1	NA	<1
Tetrachloroethylene, µg/L	<1	<1	<1	<1	<1	<1	<1	<1	<1	<1	<1	<1	NA	<1
Chlorobenzene, µg/L	<1	<1	<1	<1	<1	<1	<1	<1	10	8	6	<1	NA	<1
Ethylbenzene, µg/L	<1	<1	<1	<1	<1	<1	<1	<1	4	4	2	<1	NA	<1
Xylenes, µg/L	<2	<2	<2	<2	<2	<2	<2	<2	6	4	10	<2	NA	<2
1,2-Dichlorobenzene, µg/L	<3	<3	<3	<3	<3	<3	<3	<3	<3	<3	<3	<3	NA	<3
1,3-Dichlorobenzene, µg/L	<3	<3	<3	<3	<3	<3	<3	<3	<3	<3	<3	<3	NA	<3
1,4-Dichlorobenzene, µg/L	<5	<5	<5	<5	<5	<5	<5	<5	<5	<5	<5	<5	NA	<5
Naphthalene, µg/L	<10	<10	<10	<10	<10	<10	<10	<10	47	20	<10	<10	NA	NA
2,4-Dimethylphenol, µg/L	<10	<10	<10	<10	<10	<10	<10	<10	<10	<10	<10	<10	NA	NA
2-Methylnaphthalene, µg/L	<10	<10	<10	<10	<10	<10	<10	<10	<10	<10	<10	<10	NA	NA
2-Naphthylamine, µg/L	<10	<10	<10	<10	<10	<10	<10	<10	<10	<10	<10	<10	NA	NA
Cresylic Acid, µg/L	<10	<10	<10	<10	<10	<10	<10	<10	<10	<10	<10	<10	NA	NA

Table 2. Ground Water Quality Summary, November 1995
Safety-Kleen Corp., Manhattan Avenue, Tampa, Florida (Page 2 of 2)

Sample Location*	BG-1	SA-1	SA-2	SA-3	SA-4	DA-1A	DA-5D	POC-1	POC-2	POC-2 Dupe	POC-3	Equip Blank B	Equip Blank T	Trip Blank
Date Collected	11/28/95	11/28/95	11/28/95	11/28/95	11/28/95	11/28/95	11/28/95	11/28/95	11/29/95	11/29/95	11/29/95	11/29/95	11/29/95	
Parameter, Units														
Arsenic, mg/L	<0.005	<0.005	<0.005	<0.005	<0.005	<0.005	<0.005	<0.005	<0.005	<0.005	<0.005	NA	<0.005	NA
Barium, mg/L	<0.01	0.01	0.01	0.02	0.02	<0.01	0.01	0.01	0.01	<0.01	<0.01	NA	<0.01	NA
Beryllium, mg/L	<0.004	<0.004	<0.004	<0.004	<0.004	<0.004	<0.004	<0.004	<0.004	<0.004	<0.004	NA	<0.004	NA
Cadmium, mg/L	<0.005	<0.005	<0.005	<0.005	<0.005	<0.005	<0.005	<0.005	<0.005	<0.005	<0.005	NA	<0.005	NA
Chromium, mg/L	<0.01	<0.01	<0.01	<0.01	<0.01	<0.01	<0.01	<0.01	<0.01	<0.01	<0.01	NA	<0.01	NA
Copper, mg/L	<0.01	<0.01	<0.01	<0.01	<0.01	<0.01	<0.01	<0.01	<0.01	<0.01	0.23	NA	<0.01	NA
Lead, mg/L	<0.003	<0.003	<0.003	<0.003	<0.003	<0.003	<0.003	<0.003	<0.003	<0.003	<0.003	NA	<0.003	NA
Nickel, mg/L	<0.02	<0.02	<0.02	<0.02	<0.02	<0.02	<0.02	<0.02	<0.02	<0.02	<0.02	NA	<0.02	NA
Vanadium, mg/L	<0.01	<0.01	<0.01	<0.01	<0.01	<0.01	<0.01	<0.01	<0.01	<0.01	<0.01	NA	<0.01	NA
Zinc, mg/L	<0.02	<0.02	<0.02	<0.02	0.04	<0.02	<0.02	<0.02	<0.02	<0.02	0.06	NA	<0.02	NA
Sulfide, mg/L	<1	2.1	1.3	<2	1.4	<1	<1	2.8	<2	<1	<1	NA	<1	NA
Turbidity, NTU	1.3	9.0	7.8	0.9	0.7	1.0	15	<0.5	0.9	0.7	2.5	NA	<0.5	NA
pH (field), Standard Units	6.4	5.4	6.2	5.2	6.4	7.4	6.8	6.2	5.8	NA	5.8	NA	NA	NA
Specific conductivity (field), µmhos/cm	280	180	240	180	360	180	280	260	220	NA	180	NA	NA	NA
Temperature (field), Degrees Celsius	24	22	26	21	24	26	22	24	22	NA	22	NA	NA	NA

Notes:
µg/L = Micrograms per liter.
mg/L = Milligrams per liter.
NA = Not analyzed.
µmhos/cm = Micromhos per centimeter.

* Monitor well DA-4D was under a pile of fill dirt and could not be sampled.

Source: ECT, 1995.

Table 3. Ground Water Remediation System
Summary of All Analytes Detected Since
the November 1993 Quarterly Report*
Safety-Kleen Corp.
Manhattan Avenue, Tampa, Florida (Page 1 of 5)

Date Sampled	Analyte	Units	Concentration		
			Influent	Intercarbon	Effluent
2/24/94	Barium	mg/L	0.01	<0.01	--
2/24/94	Benzene	µg/L	2	<1	--
2/24/94	Ethylbenzene	µg/L	4	<1	--
3/16/94	Benzene	µg/L	1	<1	--
3/16/94	Chlorobenzene	µg/L	5	<1	--
3/16/94	Ethylbenzene	µg/L	3	<1	--
4/29/94	Barium	mg/L	0.01	<0.01	--
4/29/94	Chlorobenzene	µg/L	4	<1	--
4/29/94	Ethylbenzene	µg/L	3	<1	--
5/19/94	All analytes below detection limits for both influent and intercarbon				
6/17/94	Benzene	µg/L	1	<1	--
6/17/94	Chlorobenzene	µg/L	8	<1	--
6/17/94	Ethylbenzene	µg/L	3	<1	--
7/28/94	Barium	mg/L	0.01	0.01	--
7/28/94	Chlorobenzene	µg/L	5	<1	--
7/28/94	Ethylbenzene	µg/L	2	<1	--
7/28/94	Xylenes	µg/L	4	<2	--
8/31/94	Benzene	µg/L	1	<1	--
8/31/94	Chlorobenzene	µg/L	3	<1	--
8/31/94	Ethylbenzene	µg/L	2	<1	--
8/31/94	Xylenes	µg/L	12	<2	--

Table 3. Ground Water Remediation System
Summary of All Analytes Detected Since
the November 1993 Quarterly Report*
Safety-Kleen Corp.
Manhattan Avenue, Tampa, Florida (Page 2 of 5)

Date Sampled	Analyte	Units	Concentration		
			Influent	Intercarbon	Effluent
9/30/94	Benzene	µg/L	1	<1	--
9/30/94	Chlorobenzene	µg/L	5	<1	--
9/30/94	1,2-Dichlorobenzene	µg/L	3	<2	--
9/30/94	Ethylbenzene	µg/L	4	<1	--
10/19/94	Barium	mg/L	<0.01	0.03	--
10/19/94	Chlorobenzene	µg/L	3	<1	--
10/19/94	Ethylbenzene	µg/L	2	<1	--
10/19/94	Xylenes	µg/L	7	<2	--
11/30/94	Barium	mg/L	0.01	<0.01	--
11/30/94	Benzene	µg/L	1	<1	--
11/30/94	Chlorobenzene	µg/L	5	<1	--
11/30/94	Ethylbenzene	µg/L	3	<1	--
12/21/94	Benzene	µg/L	1	<1	--
12/21/94	Chlorobenzene	µg/L	5	<1	--
12/21/94	Ethylbenzene	µg/L	4	<1	--
01/30/95	Barium	mg/L	0.01	<0.01	--
01/30/95	Benzene	µg/L	1	<1	--
01/30/95	Chlorobenzene	µg/L	6	<1	--
01/30/95	Ethylbenzene	µg/L	3	<1	--
02/23/95	Barium	mg/L	0.01	<0.01	--
02/23/95	Benzene	µg/L	2	<1	--
02/23/95	Chlorobenzene	µg/L	37	<1	--
02/23/95	Ethylbenzene	µg/L	9	<1	--
02/23/95	Xylenes	µg/L	14	<2	--
03/09/95	Barium	mg/L	0.01	<0.01	--
03/09/95	Chlorobenzene	µg/L	12	<1	--
03/09/95	Ethylbenzene	µg/L	4	<1	--

Table 3. Ground Water Remediation System
Summary of All Analytes Detected Since
the November 1993 Quarterly Report*
Safety-Kleen Corp.
Manhattan Avenue, Tampa, Florida (Page 3 of 5)

Date Sampled	Analyte	Units	Concentration		
			Influent	Intercarbon	Effluent
04/25/95	Barium	mg/L	0.01	0.01	--
04/25/95	Lead	mg/L	<0.003	0.006	--
04/25/95	Chlorobenzene	µg/L	12	<1	--
04/25/95	Ethylbenzene	µg/L	2	<1	--
05/26/95	Lead	mg/L	<0.003	0.004	--
05/26/95	Chlorobenzene	µg/L	1	<1	--
06/30/95	Barium	mg/L	0.02	<0.01	--
06/30/95	Benzene	µg/L	2	<1	--
06/30/95	Chlorobenzene	µg/L	17	<1	--
06/30/95	Ethylbenzene	µg/L	6	<1	--
06/30/95	Xylenes	µg/L	7	<2	--
07/26/95	Barium	mg/L	0.01	<0.01	--
07/26/95	Benzene	µg/L	1	<1	--
07/26/95	Chlorobenzene	µg/L	17	<1	--
07/26/95	1,2-Dichlorobenzene	µg/L	5	<2	--
07/26/95	1,4-Dichlorobenzene	µg/L	3	<2	--
07/26/95	Ethylbenzene	µg/L	6	<1	--
07/26/95	Xylenes	µg/L	5	<2	--

Table 3. Ground Water Remediation System
Summary of All Analytes Detected Since
the November 1993 Quarterly Report*
Safety-Kleen Corp.
Manhattan Avenue, Tampa, Florida (Page 4 of 5)

Date Sampled	Analyte	Units	Concentration		
			Influent	Intercarbon	Effluent
08/21/95	Barium	mg/L	0.01	<0.01	--
08/21/95	Chlorobenzene	µg/L	9	<1	--
08/21/95	1,2-Dichlorobenzene	µg/L	7	<2	--
08/21/95	Ethylbenzene	µg/L	3	<1	--
08/21/95	Xylenes	µg/L	4	<2	--
09/21/95	Barium	mg/L	0.01	<0.01	--
09/21/95	Benzene	µg/L	2	<1	--
09/21/95	Chlorobenzene	µg/L	24	<1	--
09/21/95	1,4-Dichlorobenzene	µg/L	3	<2	--
09/21/95	Ethylbenzene	µg/L	7	<1	--
09/21/95	Xylenes	µg/L	6	<2	--
10/18/95	Benzene	µg/L	2	<1	—
10/18/95	Chlorobenzene	µg/L	29	<1	--
10/18/95	1, 2-Dichlorobenzene	µg/L	5	<2	--
10/18/95	1, 4-Dichlorobenzene	µg/L	3	<2	--
10/18/95	Ethylbenzene	µg/L	8	<1	--
10/18/95	Xylenes	µg/L	6	<2	--
11/29/95	Barium	mg/L	0.01	<0.01	--
11/29/95	Benzene	µg/L	1	<1	--
11/29/95	Chlorobenzene	µg/L	27	<1	--
11/29/95	1,4 -Dichlorobenzene	µg/L	3	<2	--
11/29/95	Ethylbenzene	µg/L	6	<1	--
11/29/95	Xylenes	µg/L	5	<2	--

Table 3. Ground Water Remediation System
Summary of All Analytes Detected Since
the November 1993 Quarterly Report*
Safety-Kleen Corp.
Manhattan Avenue, Tampa, Florida (Page 5 of 5)

Date Sampled	Analyte	Units	Concentration		
			Influent	Intercarbon	Effluent
12/18/95	Barium	mg/L	0.01	<0.01	<0.01
12/18/95	Chlorobenzene	µg/L	24	<1	<1
12/18/95	1,4-Dichlorobenzene	µg/L	2	<2	<2
12/18/95	Ethylbenzene	µg/L	5	<1	<1
12/18/95	Xylenes	µg/L	4	<2	<2

Notes:
mg/L = Milligrams per liter.
µg/L = Micrograms per liter.
* = Air stripper blower not on.
-- = Not analyzed.

Ground Water Sample Locations

- Influent (from oil/water separator, except April and May, 1995, from transfer tank).
- Intercarbon (from port between the two sets of carbon drums).
- Effluent (from port after the second set of carbon drums).

Source: ECT, 1996.

Table 4. Soil Vapor: Summary of All Analytical Results
Safety-Kleen Corp., Manhattan Avenue, Tampa, Florida
(Page 1 of 4)

		Concentration (mg/m^3)	
Date Sampled	Analyte	Influent	Effluent
1/28/94	Benzene	<2	<2
1/28/94	Toluene	<2	<2
1/28/94	Ethylbenzene	<2	<2
1/28/94	m & p-xylene	<2	<2
1/28/94	o-xylene	<2	<2
1/28/94	MTBE	<2	<2
1/28/94	Total Hydrocarbons	2,200	9.9
2/9/94	Benzene	<2	<2
2/9/94	Toluene	<2	<2
2/9/94	Ethylbenzene	<2	<2
2/9/94	m & p-xylene	<2	<2
2/9/94	o-xylene	<2	<2
2/9/94	MTBE	<2	<2
2/9/94	Total Hydrocarbons	2,800	<2
2/16/94	Benzene	<2	<2
2/16/94	Toluene	<2	<2
2/16/94	Ethylbenzene	<2	<2
2/16/94	m & p-xylene	<2	<2
2/16/94	o-xylene	<2	<2
2/16/94	MTBE	<2	<2
2/16/94	Total Hydrocarbons	1,900	<2
2/24/94	Benzene	<2	<2
2/24/94	Toluene	<2	<2
2/24/94	Ethylbenzene	<2	<2
2/24/94	m & p-xylene	<2	<2
2/24/94	o-xylene	<2	<2
2/24/94	MTBE	<2	<2
2/24/94	Total Hydrocarbons	1,800	<2

Table 4. Soil Vapor: Summary of All Analytical Results
Safety-Kleen Corp., Manhattan Avenue, Tampa, Florida
(Page 2 of 4)

		Concentration (mg/m^3)	
Date Sampled	Analyte	Influent	Effluent
3/16/94	Benzene	<2	<2
3/16/94	Toluene	<2	<2
3/16/94	Ethylbenzene	<2	<2
3/16/94	m & p-xylene	<2	<2
3/16/94	o-xylene	<2	<2
3/16/94	MTBE	<2	<2
3/16/94	Total Hydrocarbons	2,100	<2
4/29/94	Benzene	<2	<2
4/29/94	Toluene	<2	<2
4/94/94	Ethylbenzene	<2	<2
4/29/94	m & p-xylene	<2	<2
4/29/94	o-xylene	<2	<2
4/29/94	MTBE	<2	<2
4/29/94	Total Hydrocarbons	2,400	<2
5/19/94	Benzene	<2	<2
5/19/94	Toluene	<2	<2
5/19/94	Ethylbenzene	<2	<2
5/19/94	m & p-xylene	<2	<2
5/19/94	o-xylene	<2	<2
5/19/94	MTBE	<2	<2
5/19/94	Total Hydrocarbons	2,400	14
6/24/94	Benzene	<2	<2
6/24/94	Toluene	<2	<2
6/24/94	Ethylbenzene	<2	<2
6/24/94	m & p-xylene	<2	<2
6/24/94	o-xylene	<2	<2
6/24/94	MTBE	<2	<2
6/24/94	Total Hydrocarbons	1,000	3.2
7/29/94	SVE intake laterals under water.		
8/31/94	SVE intake laterals under water.		
9/30/94	SVE intake laterals under water.		
10/19/94	SVE intake laterals under water.		

Table 4. Soil Vapor: Summary of All Analytical Results
Safety-Kleen Corp., Manhattan Avenue, Tampa, Florida
(Page 3 of 4)

		Concentration (mg/m^3)	
Date Sampled	Analyte	Influent	Effluent
11/30/94	Benzene	<1	<1
11/30/94	Toluene	<1	<1
11/30/94	Ethylbenzene	<1	<1
11/30/94	m & p-xylene	<1	<1
11/30/94	o-xylene	<1	<1
11/30/94	MTBE	<1	<1
11/30/94	Total Hydrocarbons	4.4*	<1
12/21/94	SVE intake laterals under water.		
01/30/95	SVE intake laterals under water.		
02/23/95	SVE intake laterals under water.		
03/09/95	SVE intake laterals under water.		
04/25/95	SVE system unable to pull air through compacted soil.		
05/26/95	SVE system unable to pull air through compacted soil.		
06/30/95	SVE intake laterals under water.		
07/26/95	SVE intake laterals under water.		
08/21/95	SVE intake laterals under water.		
09/21/95	SVE intake laterals under water.		
10/18/95	Benzene	<1	<1
10/18/95	Toluene	<1	<1
10/18/95	Ethylbenzene	<1	<1
10/18/95	m & p-xylene	<1	<1
10/18/95	o-xylene	<1	<1
10/18/95	MTBE	<1	<1
10/18/95	Total Hydrocarbons	220	<1

Table 4. Soil Vapor: Summary of All Analytical Results
Safety-Kleen Corp., Manhattan Avenue, Tampa, Florida
(Page 4 of 4)

		Concentration (mg/m^3)	
Date Sampled	Analyte	Influent	Effluent
10/26/95	Benzene	<1	--
10/26/95	Toluene	<1	--
10/26/95	Ethylbenzene	<1	--
10/26/95	m & p-xylene	<1	--
10/26/95	o-xylene	<1	--
10/26/95	MTBE	<1	--
10/26/95	Total Hydrocarbons	86	--
11/29/95	Benzene	<1	--
11/29/95	Toluene	<1	--
11/29/95	Ethylbenzene	<1	--
11/29/95	m & p-xylene	<1	--
11/29/95	o-xylene	<1	--
11/29/95	MTBE	<1	--
11/29/95	Total Hydrocarbons	38	--
12/18/95	Benzene	<1	--
12/18/95	Toluene	<1	--
12/18/95	Ethylbenzene	<1	--
12/18/95	m & p-xylene	<1	--
12/18/95	o-xylene	<1	--
12/18/95	MTBE	<1	--
12/18/95	Total Hydrocarbons	52	--

Notes:
mg/m^3 = Milligrams per cubic meter.
MTBE = Methyl tert-butyl ether.
* = Suspect data (outlier).
-- = Not analyzed.

Source: ECT, 1995.

FIGURES

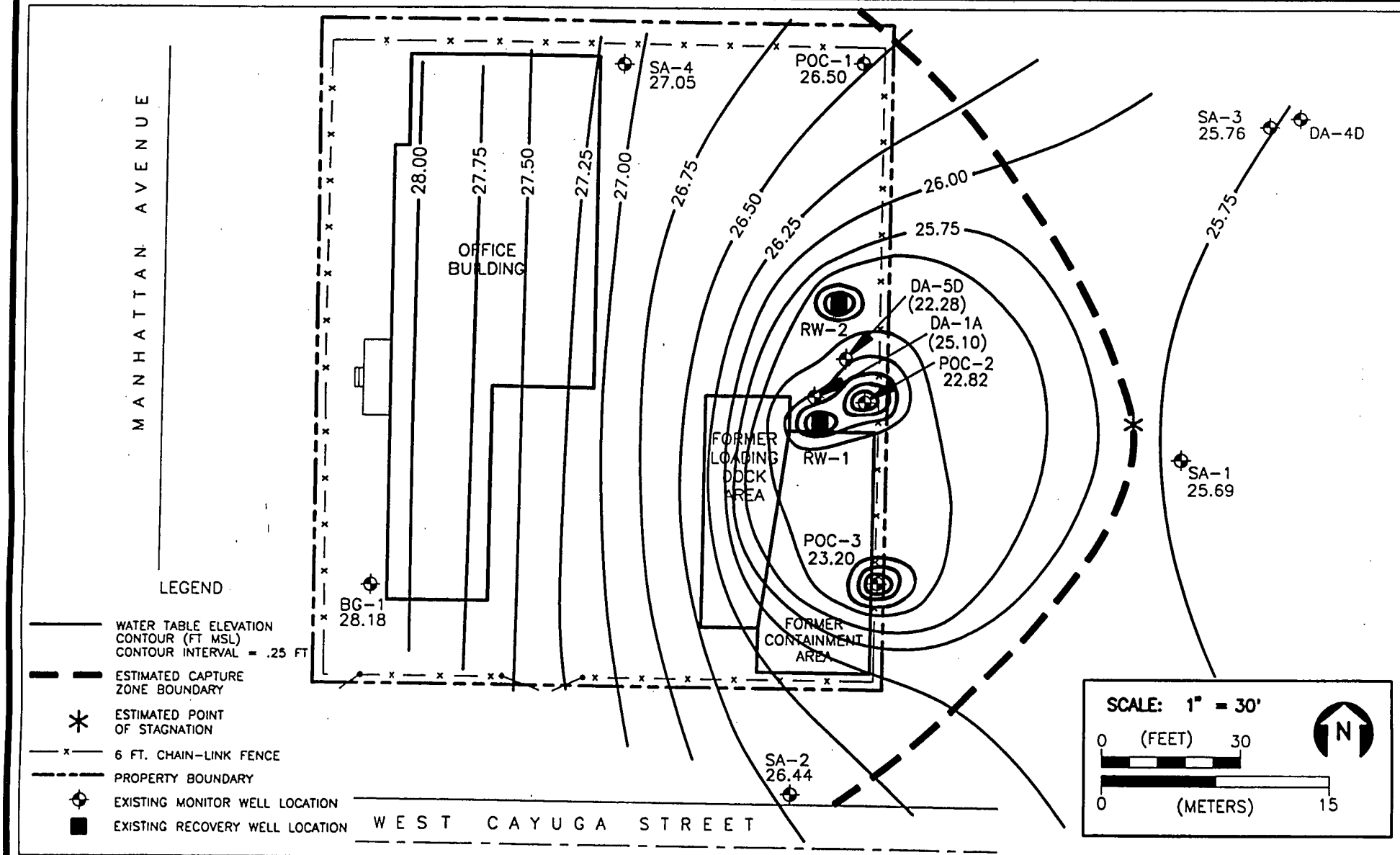

FIGURE 1.
WATER TABLE ELEVATION CONTOUR MAP, NOVEMBER 28, 1995
SAFETY-KLEEN CORP., MANHATTAN AVENUE FACILITY
TAMPA, FLORIDA

Source: ERM, 1993; ECT, 1996.

ECT
Environmental Consulting & Technology, Inc.

Figure 2. Period of Record Ground Water Quality - POC-2

Safety-Kleen Corp.
Manhattan Avenue, Tampa, Florida

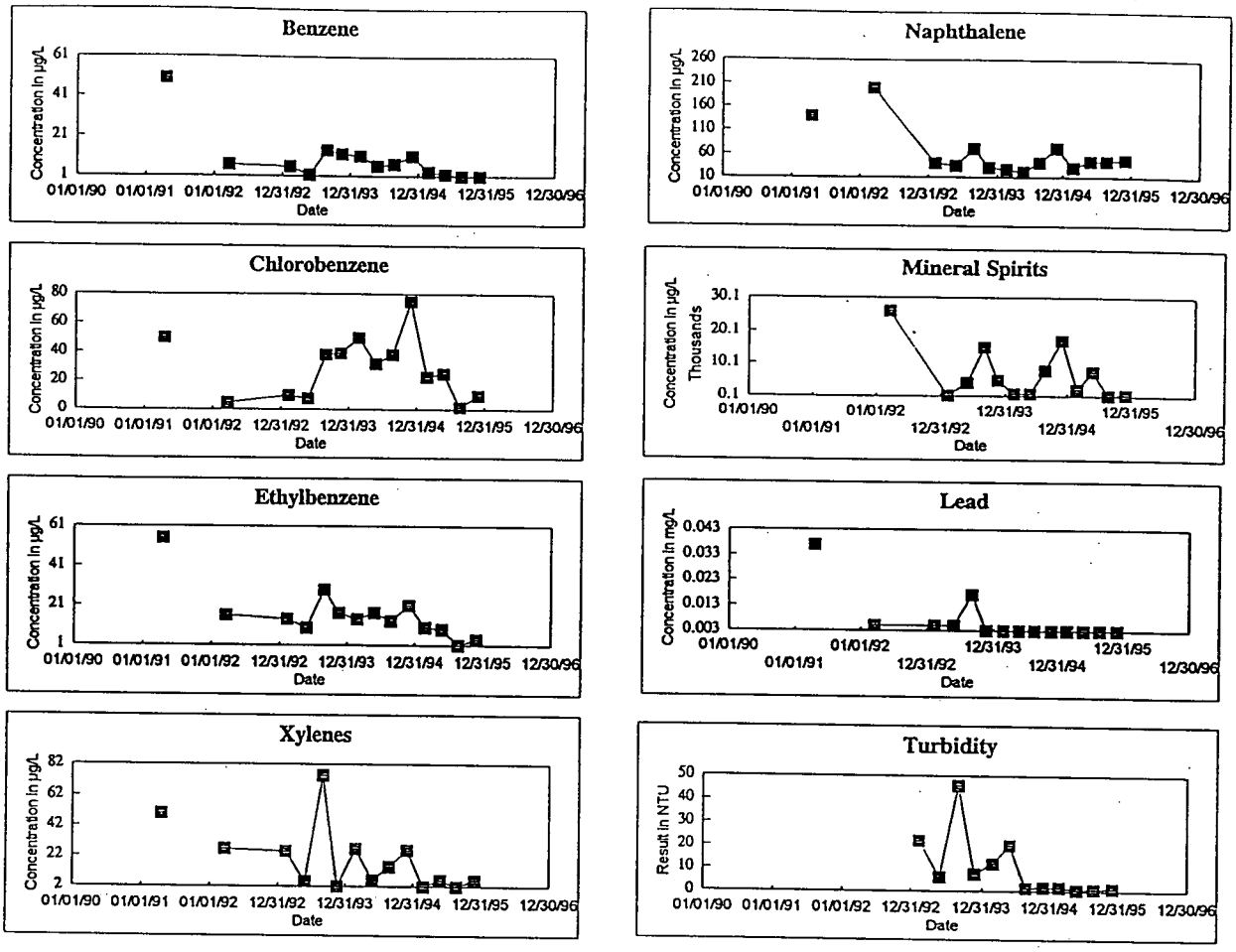

Parameter	Units	POC-2 Sample Date 06/12/90	04/18/91	05/21/91	03/17/92	02/09/93	05/27/93	08/31/93	11/18/93	02/23/94	05/27/94	08/25/94	11/29/94
Benzene	µg/L		<50		6.5	5.8	1.5	14	12	11	6	7	11
Chlorobenzene	µg/L		<50		<5	10	7.8	38	39	50	32	38	75
Ethylbenzene	µg/L		55		16	14	9.7	29	17	14	17	13	21
Xylenes	µg/L		<50		27	25	5.3	75	<2	27	6	15	26
Naphthalene	µg/L		140		<200	40	35	70	30	27	21	41	72
Mineral Spirits	µg/L				26000	<250	4200	15000	5000	830	930	8000	17000
Lead	mg/L		0.037		<0.005	<0.005	<0.005	0.017	<0.003	<0.003	<0.003	<0.003	<0.003
Turbidity	NTU					22	6.1	46	7.3	12	20	1.4	1.6

Parameter	Units	POC-2 Sample Date 02/22/95	05/25/95	08/21/95	11/29/95
Benzene	µg/L	3	2	<1	1
Chlorobenzene	µg/L	23	25	2	10
Ethylbenzene	µg/L	10	9	<1	4
Xylenes	µg/L	2	6	<2	6
Naphthalene	µg/L	30	44	44	47
Mineral Spirits	µg/L	2200	7500	310	460
Lead	mg/L	<0.003	<0.003	<0.003	<0.003
Turbidity	NTU	1.6	0.4	0.7	0.9

Notes: µg/L = Micrograms per liter.
mg/L = Milligrams per liter.
NTU = Nephelometric turbidity units.

Blanks indicate not analyzed.
< indicates parameter was not detected at or above the method detection limit.
Data reported as a less than value are plotted on the graphs as being equal to that value.

Sources: ERM-CAP and (3) quarterly reports.
ECT quarterly reports.

Figure 3. Period of Record Ground Water Quality - POC-3

Safety-Kleen Corp.
Manhattan Avenue, Tampa, Florida

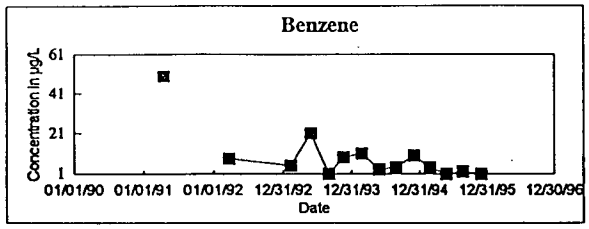

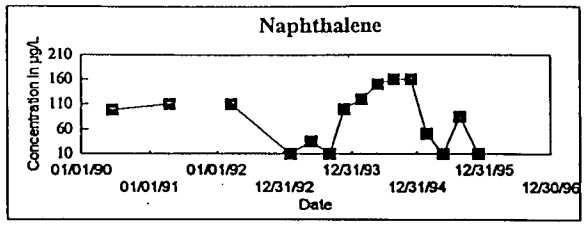

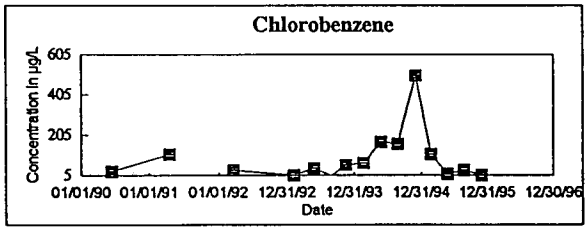

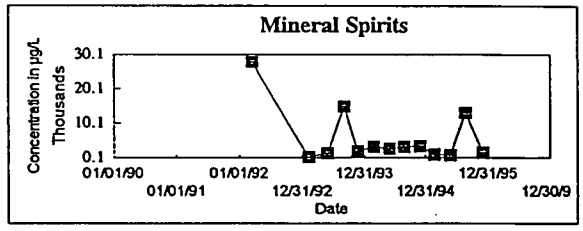

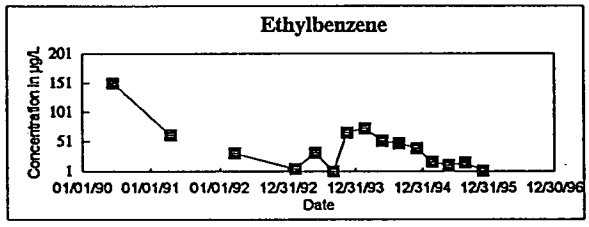

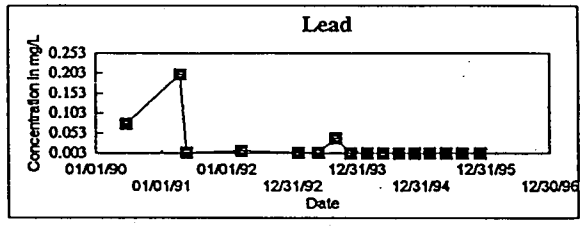

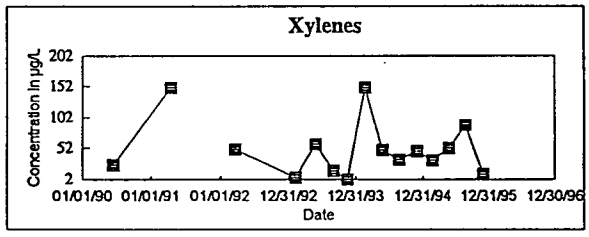

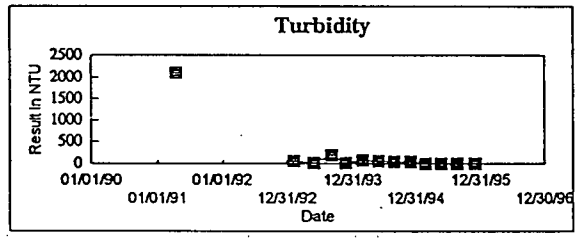

Parameter	Units	POC-3 Sample Date 06/12/90	04/18/91	05/21/91	03/17/92	02/09/93	05/27/93	08/31/93	11/18/93	02/23/94	05/27/94	08/26/94	11/29/94
Benzene	µg/L		<50		8.6	<5.0	21	<1.0	9	11	3	4	10
Chlorobenzene	µg/L	<25	110		31	<5.0	40	1	55	64	170	160	500
Ethylbenzene	µg/L	150	62		31	<5.0	32	1	66	74	52	48	40
Xylenes	µg/L	<25	150		50	<5.0	59	15	<2	150	49	33	47
Naphthalene	µg/L	99	110		110	<10	35	10	100	120	150	160	160
Mineral Spirits	µg/L				28000	<250	1400	15000	1900	3200	2600	3300	3400
Lead	mg/L	0.076	0.200	<0.005	0.010	<0.0050	<0.0050	0.041	<0.003	<0.003	<0.003	<0.003	<0.003
Turbidity	NTU		2100			60	5.2	190	15	66	52	35	40

Parameter	Units	POC-3 Sample Date 02/22/95	05/25/95	08/21/95	11/29/95
Benzene	µg/L	4	<1	2	<1
Chlorobenzene	µg/L	110	11	30	6
Ethylbenzene	µg/L	17	11	15	2
Xylenes	µg/L	32	52	89	10
Naphthalene	µg/L	51	<10	85	<10
Mineral Spirits	µg/L	970	760	13000	1600
Lead	mg/L	<0.003	<0.003	<0.003	<0.003
Turbidity	NTU	2.4	0.3	1.5	2.5

Notes: µg/L = Micrograms per liter.
mg/L = Milligrams per liter.
NTU = Nephelometric turbidity units.

Blanks indicate not analyzed.
< indicates parameter was not detected at or above the method detection limit.
Data reported as a less than value are plotted on the graphs as being equal to that value.

Sources: ERM-CAP and (3) quarterly reports.
ECT quarterly reports.

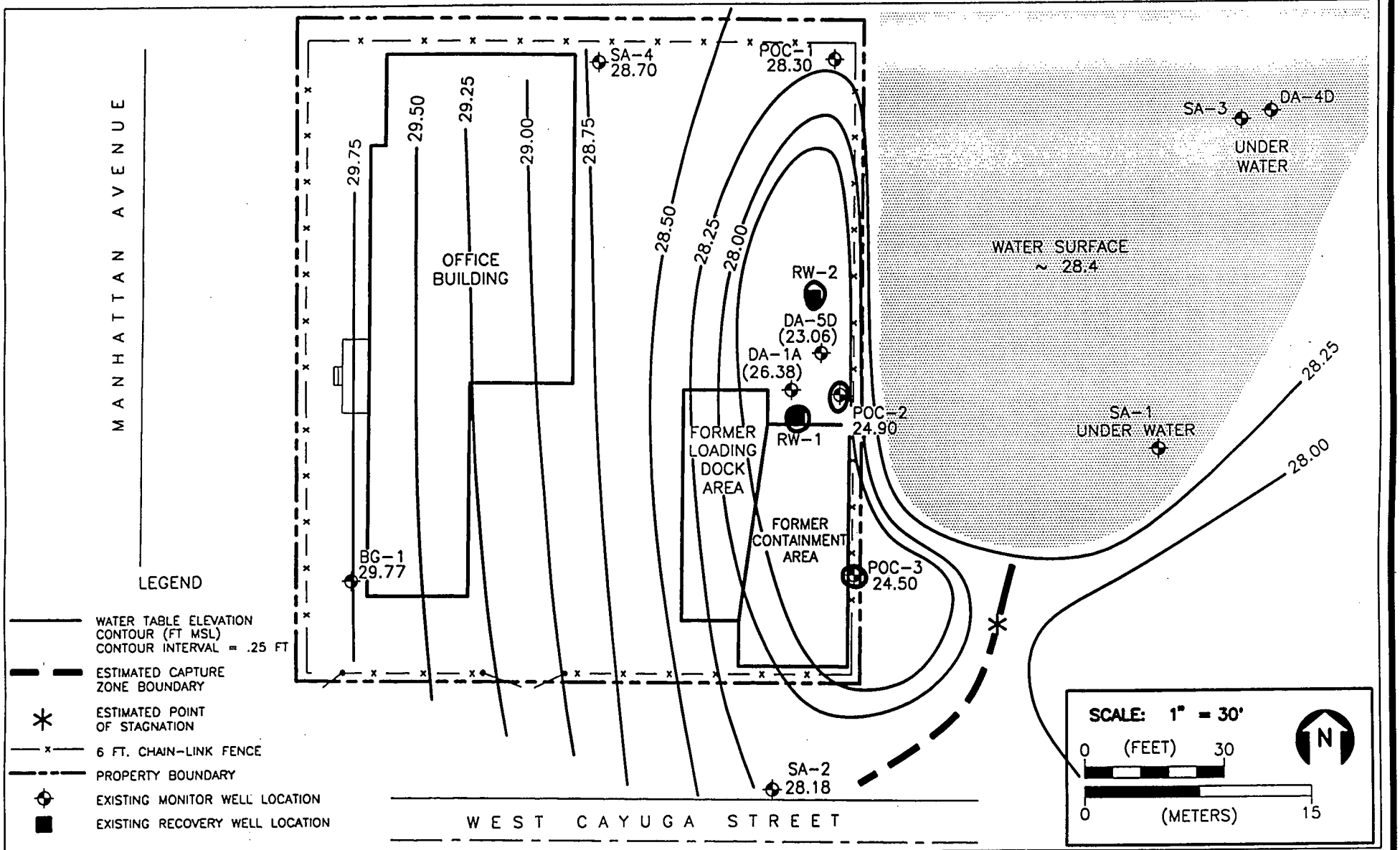

FIGURE 4.
WATER TABLE ELEVATION CONTOUR MAP, JULY 26, 1995
SAFETY KLEEN CORP., MANHATTAN AVENUE FACILTY
TAMPA, FLORIDA

Source: ECT, 1996.

ECT
Environmental Consulting & Technology, Inc.

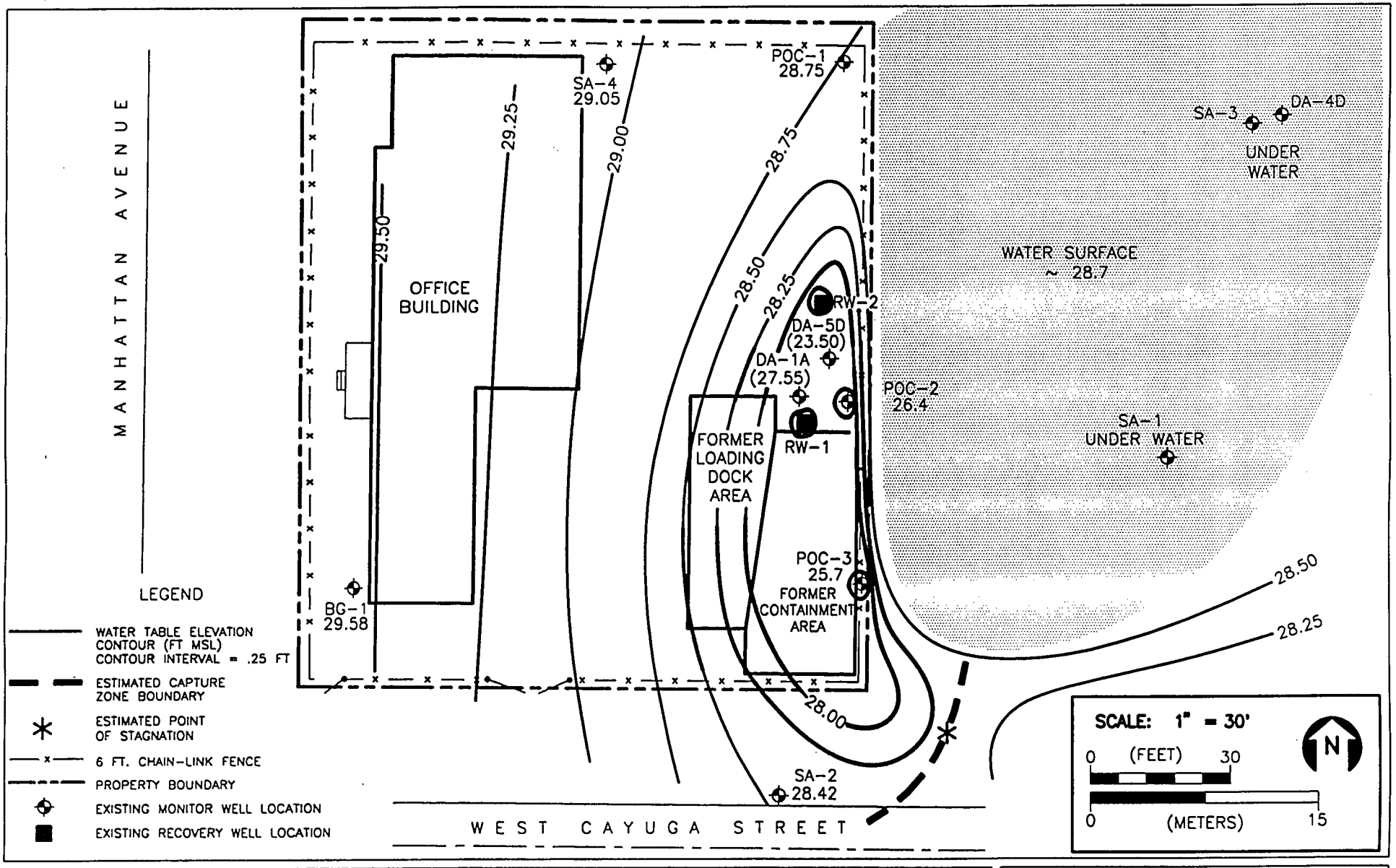

FIGURE 5.
WATER TABLE ELEVATION CONTOUR MAP, AUGUST 21, 1995
SAFETY-KLEEN CORP., MANHATTAN AVENUE FACILITY
TAMPA, FLORIDA

Source: ECT, 1996.

ECT
Environmental Consulting & Technology, Inc.

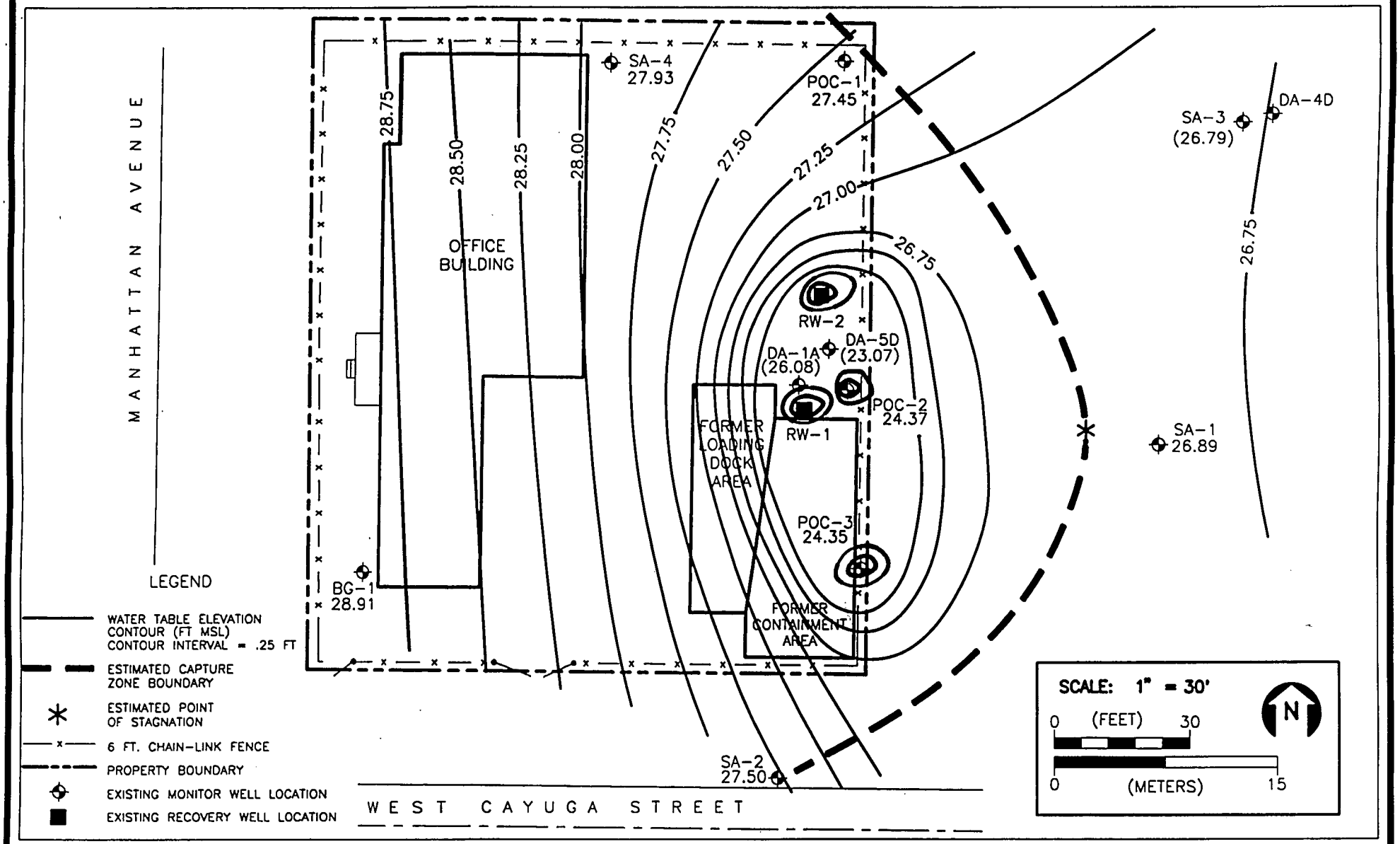

FIGURE 6.
WATER TABLE ELEVATION CONTOUR MAP, SEPTEMBER 21, 1995
SAFETY-KLEEN CORP., MANHATTAN AVENUE FACILITY
TAMPA, FLORIDA

Source: ECT, 1996.

ECT
Environmental Consulting & Technology, Inc.

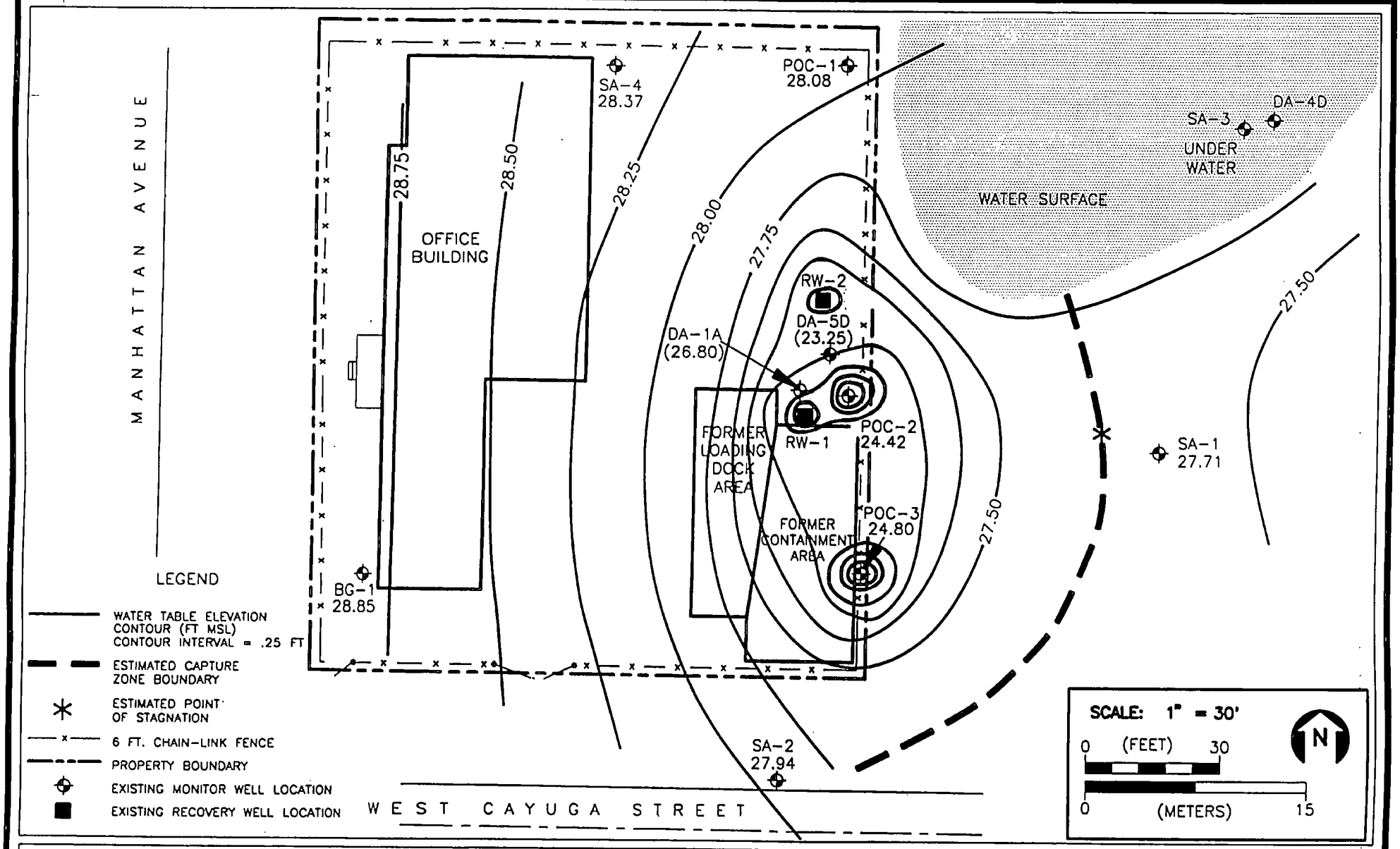

FIGURE 7.
WATER TABLE ELEVATION CONTOUR MAP, OCTOBER 18, 1995
SAFETY KLEEN CORP., MANHATTAN AVENUE FACILTY
TAMPA, FLORIDA

Source: ECT, 1996.

ECT
Environmental Consulting & Technology, Inc.

0196\95074\WTELEV8

95074 1111 011696 GS

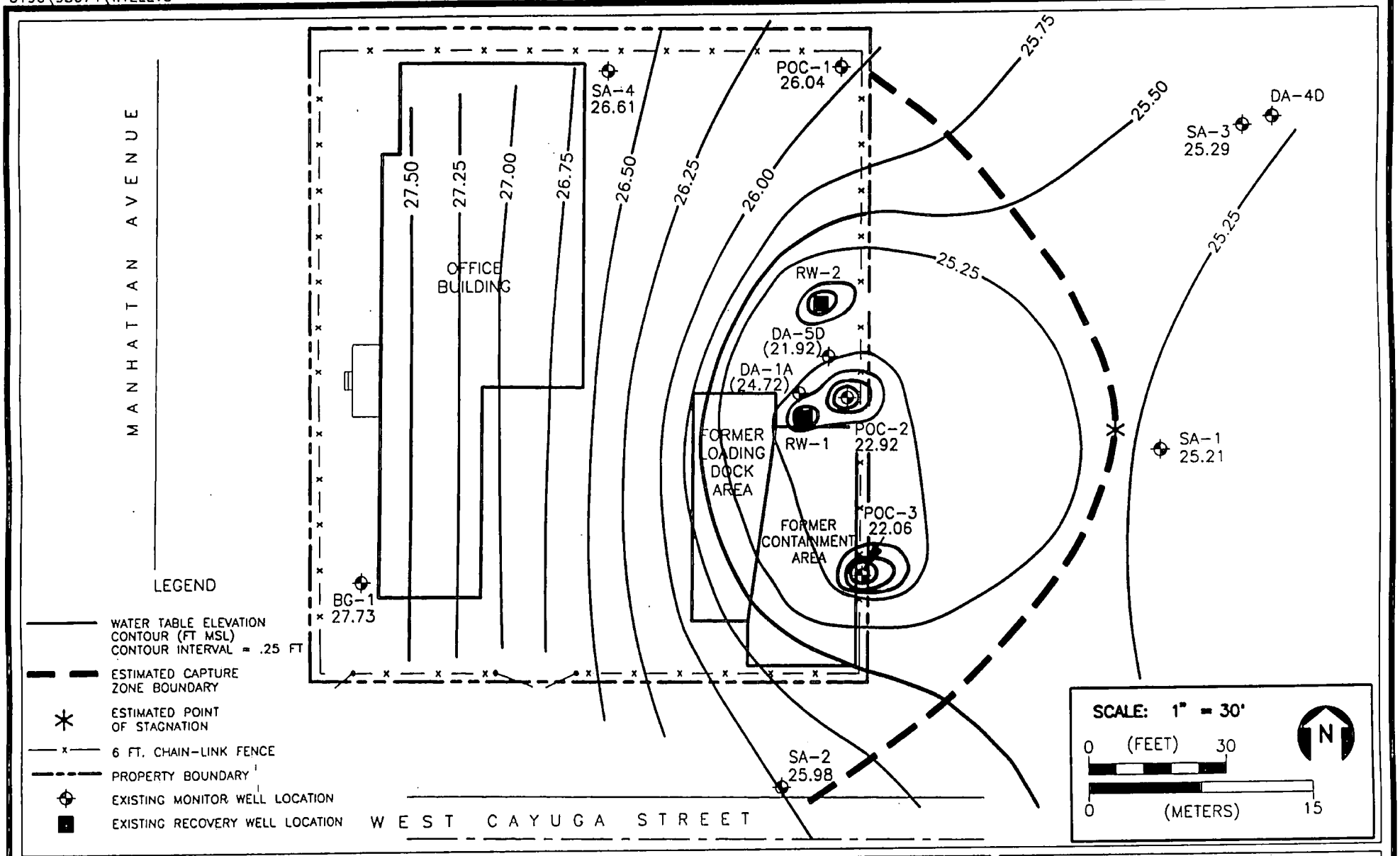

FIGURE 8.
WATER TABLE ELEVATION CONTOUR MAP, DECEMBER 18, 1995
SAFETY KLEEN CORP., MANHATTAN AVENUE FACILTY
TAMPA, FLORIDA

Source: ECT, 1996.

ECT
Environmental Consulting & Technology, Inc.

APPENDIX A

MONITOR WELL SAMPLING DATA FORMS

ECT FIELD EQUIPMENT CALIBRATION FORM

PROJECT INFORMATION

Project & Task #: 95074-1111

CALIBRATION DATA

Instrument Description	ID # or Serial #	Parameter Description	Units	Time	Standard	Reading	Final Readin	Comments
ph/Cond meter	1240489E	pH	S.U.	1005	4.0	4.0		
Myron L		pH	S.U.		7.0	7.0		
		Conductivity	µHos/CM		200	220	200	
		Conductivity	µHos/CM		720	—	620	
		pH	S.U.	1400	4.0	4.2	4.0	
		pH	S.U.		7.0	7.2	7.0	
		Conductivity	µHos/CM		200	—	200	
		Conductivity	µHos/CM		720	—	620	
		pH	S.U.	1730		7.2		
		pH	S.U.			4.0		
		Conductivity	µHos/CM			200		
		Conductivity	µHos/CM			620		

NIST Traceable Thermometer No. #4

Standard pH 7.0 Lot No. H019 Exp. Date 9/96

Standard pH 4.0 Lot No. C049 Exp. Date 6/96

Standard pH 200 Lot No. ____ Exp. Date ____

Standard Conductivity 200 Lot No. ~~200~~ 744 Exp. Date 04/97

Standard Conductivity 720 Lot No. ~~720~~ 7894 Exp. Date 04/97

Standard Conductivity ____ Lot No. ____ Exp. Date ____

Standard Turbidity ____ Lot No. ____ Exp. Date ____

Standard Turbidity ____ Lot No. ____ Exp. Date ____

SIGNATURES (Signed Initials)

Calibrated by: RJS Date: 28 NOV 95 Reviewed by: RJS Date: 11-29-95

ECT FIELD EQUIPMENT CALIBRATION FORM

PROJECT INFORMATION

Project & Task #: 95074-1111

CALIBRATION DATA

Instrument Description	ID # or Serial #	Parameter Description	Units	Time	Standard	Reading	Final Readin	Comments
ph/Cond meter	1240489E	pH	S.U.	1015	4.0	4.2	4.0	
Myron L		pH	S.U.		7.0	7.4	7.0	
		Conductivity	µHos/CM		200	180	200	
		Conductivity	µHos/CM		720	—	700	
		pH	S.U.	1230	4.0	~~4.0~~	4.6	
		pH	S.U.		7.0	—	7.2	
		Conductivity	µHos/CM		200	—	200	
		Conductivity	µHos/CM		726	—	700	
		pH	S.U.					
		pH	S.U.					
		Conductivity	µHos/CM					
		Conductivity	µHos/CM					

NIST Traceable Thermometer No. #4

Standard pH 7.0 Lot No. H019 Exp. Date 9/96

Standard pH 4.0 Lot No. C049 Exp. Date 6/96

Standard pH _____ Lot No. _____ Exp. Date _____

Standard Conductivity 200 Lot No. 1744 Exp. Date 04/97

Standard Conductivity 726 Lot No. 2834 Exp. Date 04/97

Standard Conductivity _____ Lot No. _____ Exp. Date _____

Standard Turbidity _____ Lot No. _____ Exp. Date _____

Standard Turbidity _____ Lot No. _____ Exp. Date _____

SIGNATURES (Signed Initials)

Calibrated by: RJS Date: 11/29/95 Reviewed by: RJS Date: 11-29-95

Revision 3 - 10/27/95

EQUIPCAL.WI

ECT WELL SAMPLING DATA FORM

PROJECT INFORMATION

Project & Task No. 95074-1111 Date: 28 NOV 95

SAMPLING INFORMATION

Sample Time: ~~0930~~ 1130 Sampled By: [illegible]

Well Number: SA-3

Duplicate Sample: Yes (No)

Total Depth of Well (ft): 11.02

Depth to Water (ft): 1.73

Column of Water in Well (ft): 9.29

Well Casing Diameter: 2"

Volume of Water in Well (gal.): 1.51

VOLUME/LINEAR FT. OF PIPE	
I.D.(in)	Gal
(2)	(0.163)
4	0.663
6	1.47

Method of Purging: (Pump) (Bailer) (circle one)

Pump Rate: (gal/min)

Method of Determining Purged Volume : Pumping into graduated Bucket.

Bailer No.: N/A Bailer Source: ATI Precleaned: (Y) N

Equipment Blank Collected : Yes No Equipment: Sample I.D. SA-3.112895

FIELD PARAMETER STABILIZATION

	Volume 1	Volume 2	Volume 3	Volume 4	Volume 5
Volume of Water to be Removed (gal)	1.51	1.51	1.51	Polish	
Time (military)	1112	1121	1129		
pH (standard units)	5.4	5.2	5.2		
Conductivity (µhmos/CM)	180	180	180		
Temperature (°C)	21°C	21°C	21°C		
Actual Volume of Water Removed	1.75	3.50	5.25		
Sediment/Turbidity	None	→	→		
Color	Clear	→	→		

Odor (Circle One or More): None / (Natural Organic) / Chemical Organic / Gasoline / Diesel (Oil) / Other (Describe):

OBSERVATIONS:

SAMPLE COLLECTION ORDER: 4 Metals, Turbidity 9030 with pump
8240 8015 8010 w/ Bailer

pH Verified with pH Paper: Yes No Additional Quantities of Preservative Added:

ECT WELL SAMPLING DATA FORM

PROJECT INFORMATION

Project & Task No. 95074-1111 Date: 28 NOV 95

SAMPLING INFORMATION

Sample Time: 1210 Sampled By: S

Well Number: SA-1

Duplicate Sample: Yes (No)

Total Depth of Well (ft): 13.96

Depth to Water (ft): 2.6

Column of Water in Well (ft): 11.36

Well Casing Diameter: 2"

Volume of Water in Well (gal.): 1.85

Method of Purging: (Pump) (Bailer) (circle one)

Pump Rate: (gal/min)

VOLUME/LINEAR FT. OF PIPE	
I.D.(in)	Gal
(2)	(0.163)
4	0.663
6	1.47

Method of Determining Purged Volume : Graduated Bucket.

Bailer No.: —

Bailer Source: ATF

Precleaned: (Y) N

Equipment Blank Collected : Yes No

Equipment:

Sample I.D. SA-1.112895

FIELD PARAMETER STABILIZATION

	Volume 1	Volume 2	Volume 3	Volume 4	Volume 5
Volume of Water to be Removed (gal)	1.85	1.85	1.85	Polish	
Time (military)	1155	1203	1210		
pH (standard units)	5.4	5.4	5.4		
Conductivity (µhmos/CM)	180	180	180		
Temperature (°C)	22°C	22°C	22°C		
Actual Volume of Water Removed	2.0	4.0	6.0		
Sediment/Turbidity	Light	Light	Light		
Color	Light Amber	Amber	Amber		

Odor (Circle One or More): None / Natural Organic / Chemical Organic / Gasoline / Diesel (Oil) / (Other) (Describe): Sewer

OBSERVATIONS:

SAMPLE COLLECTION ORDER:

pH Verified with pH Paper: Yes No

Additional Quantities of Preservative Added:

ECT WELL SAMPLING DATA FORM

PROJECT INFORMATION

Project & Task No. 95074-1111 Date: 28 NOV 95

SAMPLING INFORMATION

Well Number: ~~BG-1~~ SA-2

Sample Time: 1315 Sampled By: [illegible]

Duplicate Sample: Yes (No)

Total Depth of Well (ft): 14.22

Depth to Water (ft): 3.28

Column of Water in Well (ft): 10.94

Well Casing Diameter: 2"

Volume of Water in Well (gal.): 1.78

VOLUME/LINEAR FT. OF PIPE	
I.D.(in)	Gal
(2)	(0.163)
4	0.663
6	1.47

Method of Purging: (Pump) Bailer (circle one)

Pump Rate: (gal/min)

Method of Determining Purged Volume : Graduated Bucket

Bailer No.: —— Bailer Source: ATI Precleaned: (Y) N

Equipment Blank Collected : Yes (No) Equipment: Sample I.D. SA-2.112895

FIELD PARAMETER STABILIZATION

	Volume 1	Volume 2	Volume 3	Volume 4	Volume 5
Volume of Water to be Removed (gal)	1.78	1.78	1.78	Polish	
Time (military)	1300	1307	1315		
pH (standard units)	6.4	6.2	6.2		
Conductivity (µhmos/CM)	240	240	240		
Temperature (°C)	26°	26°C	26°C		
Actual Volume of Water Removed	2.0	4.0	6.0		
Sediment/Turbidity	Light	→			
Color	Light Amber	→			

Odor (Circle One or More): None / (Natural Organic) / Chemical Organic / Gasoline / Diesel (Oil) / Other (Describe):

OBSERVATIONS:

SAMPLE COLLECTION ORDER:

pH Verified with pH Paper: Yes No Additional Quantities of Preservative Added:

ECT WELL SAMPLING DATA FORM

PROJECT INFORMATION

Project & Task No. 95074-1111 Date: 28 NOV 95

SAMPLING INFORMATION

Well Number: BG-1

Sample Time: 1505 Sampled By: S

Duplicate Sample: Yes (No)

Total Depth of Well (ft): 15.07

Depth to Water (ft): 4.65

Column of Water in Well (ft): 10.42

Well Casing Diameter: 2

Volume of Water in Well (gal.): 1.70

Method of Purging: (Pump) (Bailer) (circle one)

Pump Rate: (gal/min)

VOLUME/LINEAR FT. OF PIPE	
I.D.(in)	Gal
(2)	(0.163)
4	0.663
6	1.47

Method of Determining Purged Volume : Graduated Bucket

Bailer No.: —

Bailer Source: ATF

Precleaned: (Y) N

Equipment Blank Collected : Yes No

Equipment:

Sample I.D.

FIELD PARAMETER STABILIZATION

	Volume 1	Volume 2	Volume 3	Volume 4	Volume 5
Volume of Water to be Removed (gal)	1.70	3.40		Polish	
Time (military)	1550	1457	1505		
pH (standard units)	6.4	6.4	6.4		
Conductivity (µhmos/CM)	280	280	280		
Temperature (°C)	24°C	24°C	24°C		
Actual Volume of Water Removed	2.0	4.0	6.0		
Sediment/Turbidity	Clear	→	→		
Color	Light Amber	→	→		

Odor (Circle One or More): None / (Natural Organic) / Chemical Organic / Gasoline / Diesel (Oil) / Other (Describe):

OBSERVATIONS:

SAMPLE COLLECTION ORDER:

pH Verified with pH Paper: Yes No

Additional Quantities of Preservative Added:

ECT WELL SAMPLING DATA FORM

PROJECT INFORMATION

Project & Task No. 95074-1111 Date: 28 NOV 95

SAMPLING INFORMATION

Well Number: SA-4

Sample Time: 1555 Sampled By: [illegible]

Duplicate Sample: Yes (No)

Total Depth of Well (ft): 12.32

Depth to Water (ft): 3.0

Column of Water in Well (ft): 9.32

Well Casing Diameter: 2

Volume of Water in Well (gal.): 1.52

Method of Purging: (Pump) (Bailer) (circle one)

Pump Rate: (gal/min)

VOLUME/LINEAR FT. OF PIPE	
I.D.(in)	Gal
(2)	(0.163)
4	0.663
6	1.47

Method of Determining Purged Volume : Graduated Bucket

Bailer No.: —

Bailer Source: ATF

Precleaned: (Y) N

Equipment Blank Collected : Yes No

Equipment:

Sample I.D.

FIELD PARAMETER STABILIZATION

	Volume 1	Volume 2	Volume 3	Volume 4	Volume 5
Volume of Water to be Removed (gal)	1.52	1.52	1.52	Bailer	
Time (military)	1540	1548	1555		
pH (standard units)	6.4	6.4	6.4		
Conductivity (µhmos/CM)	360	360	360		
Temperature (°C)	24°	24°	24°C		
Actual Volume of Water Removed	2.0	4.0	6.0		
Sediment/Turbidity	Clear	→	→		
Color	Clear	→	→		

Odor (Circle One or More): None / (Natural Organic) / Chemical Organic / Gasoline / Diesel (Oil) / Other (Describe):

OBSERVATIONS:

SAMPLE COLLECTION ORDER:

pH Verified with pH Paper: Yes No

Additional Quantities of Preservative Added:

ECT WELL SAMPLING DATA FORM

PROJECT INFORMATION

Project & Task No. 95074-1111

Date: ~~28 NOV 95~~ 28 NOV 95

SAMPLING INFORMATION

Well Number: DA-1 A

Sample Time: 1730 Sampled By: [illegible]

Duplicate Sample: Yes (No)

Total Depth of Well (ft): 55.85

Depth to Water (ft): 5.8

Column of Water in Well (ft): 50.05

Well Casing Diameter: 2"

Volume of Water in Well (gal.): 8.16

VOLUME/LINEAR FT. OF PIPE	
I.D.(in)	Gal
(2)	(0.163)
4	0.663
6	1.47

Method of Purging: (Pump) (Bailer) (circle one)

Pump Rate: (gal/min)

Method of Determining Purged Volume : Graduated Bucket

Bailer No.: —

Bailer Source: ATI

Precleaned: (Y) N

Equipment Blank Collected : Yes No

Equipment:

Sample I.D.

FIELD PARAMETER STABILIZATION

	Volume 1	Volume 2	Volume 3	Volume 4	Volume 5
Volume of Water to be Removed (gal)	8.16	8.16	8.16	Polish	
Time (military)	1515	1610	1729		
pH (standard units)	7.4	7.4	7.4		
Conductivity (µhmos/CM)	180	180	180		
Temperature (°C)	26°C	26°C	26°C		
Actual Volume of Water Removed	9.0	18.0	27.0		
Sediment/Turbidity	Clear	Clear	→		
Color	Clear	Clear	→		

Odor (Circle One or More): (None) / Natural Organic / Chemical Organic / Gasoline / Diesel (Oil) / Other (Describe):

OBSERVATIONS:

SAMPLE COLLECTION ORDER:

pH Verified with pH Paper: Yes No

Additional Quantities of Preservative Added:

ECT WELL SAMPLING DATA FORM

PROJECT INFORMATION

Project & Task No. 95074-1111 Date: 28 NOV 95

SAMPLING INFORMATION

Well Number: P.O.C-1

Sample Time: 1648 Sampled By: S

Duplicate Sample: Yes (No)

Total Depth of Well (ft): 15.15

Depth to Water (ft): 6.3

Column of Water in Well (ft): 11.12

Well Casing Diameter: 2"

Volume of Water in Well (gal.): ~~8~~ 1.44

Method of Purging: (Pump) (Bailer) (circle one)

Pump Rate: (gal/min)

VOLUME/LINEAR FT. OF PIPE	
I.D.(in)	Gal
(2)	(0.163)
4	0.663
6	1.47

Method of Determining Purged Volume : Graduated Bucket

Bailer No.: —

Bailer Source: ATF

Precleaned: (Y) N

Equipment Blank Collected : Yes No

Equipment:

Sample I.D.

FIELD PARAMETER STABILIZATION

	Volume 1	Volume 2	Volume 3	Volume 4	Volume 5
Volume of Water to be Removed (gal)	1.44	1.44	1.44	Pd&R	
Time (military)	1630	1637	1645		
pH (standard units)	6.2	6.2	6.2		
Conductivity (µhmos/CM)	260	260	260		
Temperature (°C)	24°C	24°C	24°C		
Actual Volume of Water Removed	1.5	3.0	4.5		
Sediment/Turbidity	Clear	→	→		
Color	Clear	→	→		

Odor (Circle One or More): None / Natural Organic / Chemical Organic / Gasoline / Diesel (Oil) / Other (Describe):

OBSERVATIONS:

SAMPLE COLLECTION ORDER:

pH Verified with pH Paper: Yes No

Additional Quantities of Preservative Added:

ECT WELL SAMPLING DATA FORM

PROJECT INFORMATION

Project & Task No. 95074-1111 Date: 29 NOV 95

SAMPLING INFORMATION

Well Number: P.O.C-2

Sample Time: 1040 Sampled By: S

Duplicate Sample: (Yes) No

Total Depth of Well (ft): 13.0

Depth to Water (ft): 10.4

Column of Water in Well (ft): 2.6

Well Casing Diameter: 2"

Volume of Water in Well (gal.): .42

VOLUME/LINEAR FT. OF PIPE	
I.D.(in)	Gal
(2)	(0.163)
4	0.663
6	1.47

Method of Purging: Pump (Bailer) (circle one)

Pump Rate: (gal/min) Constant Purge via POC pump

Method of Determining Purged Volume : B.

Bailer No.: —

Bailer Source: ATF

Precleaned: (Y) N

Equipment Blank Collected : Yes No

Equipment:

Sample I.D.

FIELD PARAMETER STABILIZATION

	Volume 1	Volume 2	Volume 3	Volume 4	Volume 5
Volume of Water to be Removed (gal)					
Time (military)	1040				
pH (standard units)	5.8				
Conductivity (µhmos/CM)	220				
Temperature (°C)	22°C				
Actual Volume of Water Removed					
Sediment/Turbidity					
Color	Clear				

Odor (Circle One or More): None / Natural Organic / Chemical Organic / Gasoline / Diesel (Oil) / (Other) (Describe): Solvent

OBSERVATIONS:

SAMPLE COLLECTION ORDER:

pH Verified with pH Paper: Yes No

Additional Quantities of Preservative Added:

ECT WELL SAMPLING DATA FORM

PROJECT INFORMATION

Project & Task No. 95074-1111 Date: 7/20/95

SAMPLING INFORMATION

Well Number: P.O.C-3

Sample Time: 1115 Sampled By: S

Duplicate Sample: Yes (No)

Total Depth of Well (ft): 13.0

Depth to Water (ft): 9.1

Column of Water in Well (ft): 3.9

Well Casing Diameter: 2"

Volume of Water in Well (gal.): .63

VOLUME/LINEAR FT. OF PIPE	
I.D.(in)	Gal
(2)	(0.163)
4	0.663
6	1.47

Method of Purging: Pump (Bailer) (circle one)

Pump Rate: (gal/min) Constant Purge via P.O.C. pump

Method of Determining Purged Volume :

Bailer No.: ——— Bailer Source: ATI Precleaned: (Y) N

Equipment Blank Collected : Yes No Equipment: Sample I.D.

FIELD PARAMETER STABILIZATION

	Volume 1	Volume 2	Volume 3	Volume 4	Volume 5
Volume of Water to be Removed (gal)					
Time (military)	1115				
pH (standard units)	5.8				
Conductivity (µhmos/CM)	180				
Temperature (°C)	22°C				
Actual Volume of Water Removed					
Sediment/Turbidity					
Color					

Odor (Circle One or More): None / Natural Organic / Chemical Organic / Gasoline / Diesel (Oil) / Other (Describe):

OBSERVATIONS:

SAMPLE COLLECTION ORDER:

pH Verified with pH Paper: Yes No Additional Quantities of Preservative Added:

ECT WELL SAMPLING DATA FORM

PROJECT INFORMATION

Project & Task No. 95074-1111 Date: 28 NOV 95

SAMPLING INFORMATION

Well Number: DA-5D

Sample Time: Sampled By:

Duplicate Sample: Yes (No)

Total Depth of Well (ft): 64.0

Depth to Water (ft): 7.42

Column of Water in Well (ft): ~~56.68~~ 56.58

Well Casing Diameter: 2"

Volume of Water in Well (gal.): 9.22

Method of Purging: (Pump) (Bailer) (circle one)

Pump Rate: (gal/min) 1 gal every 8 min.

VOLUME/LINEAR FT. OF PIPE	
I.D.(in)	Gal
(2)	(0.163)
4	0.663
6	1.47

Method of Determining Purged Volume :

Bailer No.: —— Bailer Source: ATI Precleaned: (Y) N

Equipment Blank Collected : Yes No Equipment: Sample I.D. DA-5D.112855

FIELD PARAMETER STABILIZATION

	Volume 1	Volume 2	Volume 3	Volume 4	Volume 5
Volume of Water to be Removed (gal)	9.22	9.22	9.22	Polish	
Time (military)	~~1020~~ 1055	1215	1330		
pH (standard units)	6.8	6.8	6.8		
Conductivity (µhmos/CM)	280	280	280		
Temperature (°C)	22°c	22°C	22°c		
Actual Volume of Water Removed	10.0	20.0	30.0		
Sediment/Turbidity	None	None	None		
Color	Clear	Clear	Clear		

Odor (Circle One or More): None / Natural Organic / Chemical Organic / Gasoline / Diesel (Oil) / Other (Describe):

OBSERVATIONS:

SAMPLE COLLECTION ORDER:

pH Verified with pH Paper: Yes No Additional Quantities of Preservative Added:

ECT WELL SAMPLING DATA FORM

PROJECT INFORMATION

Project & Task No. Date:

SAMPLING INFORMATION

Sample Time: Sampled By:

Duplicate Sample: Yes No

Well Number: _____

Total Depth of Well (ft): _____

Depth to Water (ft): _____

Column of Water in Well (ft): _____

Well Casing Diameter: _____

Volume of Water in Well (gal.): _____

Method of Purging: Pump Bailer (circle one)

Pump Rate: (gal/min) _____

VOLUME/LINEAR FT. OF PIPE	
I.D.(in)	Gal
2	0.163
4	0.663
6	1.47

Method of Determining Purged Volume : _____

Bailer No.: _____ Bailer Source: _____ Precleaned: Y N

Equipment Blank Collected : Yes No Equipment: _____ Sample I.D. _____

FIELD PARAMETER STABILIZATION

	Volume 1	Volume 2	Volume 3	Volume 4	Volume 5
Volume of Water to be Removed (gal)					
Time (military)					
pH (standard units)					
Conductivity (µhmos/CM)					
Temperature (°C)					
Actual Volume of Water Removed					
Sediment/Turbidity					
Color					

Odor (Circle One or More): None / Natural Organic / Chemical Organic / Gasoline / Diesel (Oil) / Other (Describe):

OBSERVATIONS: _____

SAMPLE COLLECTION ORDER:

pH Verified with pH Paper: Yes No Additional Quantities of Preservative Added:

APPENDIX B

GROUND WATER ANALYTICAL LABORATORY REPORTS

AnalyticalTechnologies,Inc. 11 East Olive Road Pensacola, Florida 32514 (904) 474-1001

RECEIVED
DEC 20 1995

SIGNATURE PAGE

Reviewed by: _____
ATI Project Manager

Client:	SAFETY-KLEEN EHS ADMINISTRATION ELGIN, IL
Project Name:	MANHATTAN SAFETY KLEEN
Project Number:	95074-1111
Project Location:	TAMPA, FL
Accession Number:	512067
Project Manager:	RICK STEBNISKY
Sampled By:	RAY SMITH

ANALYTICAL TECHNOLOGIES, INC. 11 East Olive Road Pensacola, Florida 32514 (904) 474-1001

Analysis Report

Analysis: Group of Single Wetchem

Accession:	512067
Client:	SAFETY-KLEEN EHS ADMINISTRATION
Project Number:	95074-1111
Project Name:	MANHATTAN SAFETY KLEEN
Project Location:	TAMPA, FL
Department:	WET CHEM

ANALYTICAL TECHNOLOGIES, INC. 11 East Olive Road Pensacola, Florida 32514 (904) 474-1001

"FINAL REPORT FORMAT - MULTIPLE"

Accession: 512067
Client: SAFETY-KLEEN EHS ADMINISTRATION
Project Number: 95074-1111
Project Name: MANHATTAN SAFETY KLEEN
Project Location: TAMPA, FL
Test: Group of Single Wetchem
QcLevel: II

Parameter:	Unit:	Result:	R.L:	Batch:	Q:
Client ID: SA-3. 112895			Lab ID: 001		
SULFIDE, (9030)	MG/L	ND	2	FWW039	#
TURBIDITY (180.1)	NTU	0.9	0.5	TBW064	
Comments:					
Client ID: SA-1. 112895			Lab ID: 002		
SULFIDE, (9030)	MG/L	2.1	1	FWW039	
TURBIDITY (180.1)	NTU	9.0	0.5	TBW064	
Comments:					
Client ID: SA-2. 112895			Lab ID: 003		
SULFIDE, (9030)	MG/L	1.3	1	FWW039	
TURBIDITY (180.1)	NTU	7.8	0.5	TBW064	
Comments:					
Client ID: DA-5D. 112895			Lab ID: 004		
SULFIDE, (9030)	MG/L	ND	1	FWW039	
TURBIDITY (180.1)	NTU	15	0.5	TBW064	
Comments:					
Client ID: B6-1. 112895			Lab ID: 005		
SULFIDE, (9030)	MG/L	ND	1	FWW039	
TURBIDITY (180.1)	NTU	1.3	0.5	TBW064	
Comments:					
Client ID: SA-4. 112895			Lab ID: 006		
SULFIDE, (9030)	MG/L	1.4	1	FWW039	
TURBIDITY (180.1)	NTU	0.7	0.5	TBW064	
Comments:					
Client ID: P.O.C-1. 112895			Lab ID: 007		
SULFIDE, (9030)	MG/L	2.8	1	FWW039	
TURBIDITY (180.1)	NTU	ND	0.5	TBW064	
Comments:					

"FINAL REPORT FORMAT - MULTIPLE"

Accession: 512067
Client: SAFETY-KLEEN EHS ADMINISTRATION
Project Number: 95074-1111
Project Name: MANHATTAN SAFETY KLEEN
Project Location: TAMPA, FL
Test: Group of Single Wetchem
QcLevel: II

Parameter:	Unit:	Result:	R.L:	Batch:	Q:
Client ID: DA-1A. 112895			Lab ID: 008		
SULFIDE, (9030)	MG/L	ND	1	FWW039	
TURBIDITY (180.1)	NTU	1.0	0.5	TBW064	
Comments:					
Client ID: EQUIP BLANK T. 112995			Lab ID: 009		
SULFIDE, (9030)	MG/L	ND	1	FWW039	
TURBIDITY (180.1)	NTU	ND	0.5	TBW064	
Comments:					
Client ID: P.O.C-2. 112995			Lab ID: 011		
SULFIDE, (9030)	MG/L	ND	2	FWW039	#
TURBIDITY (180.1)	NTU	0.9	0.5	TBW064	
Comments:					
Client ID: DUPLICATE. 112995			Lab ID: 012		
SULFIDE, (9030)	MG/L	ND	1	FWW039	
TURBIDITY (180.1)	NTU	0.7	0.5	TBW064	
Comments:					
Client ID: P.O.C-3. 112995			Lab ID: 013		
SULFIDE, (9030)	MG/L	ND	1	FWW039	
TURBIDITY (180.1)	NTU	2.5	0.5	TBW064	
Comments:					

ANALYTICAL TECHNOLOGIES, INC. 11 East Olive Road Pensacola, Florida 32514 (904) 474-1001

"FINAL REPORT FORMAT - MULTIPLE"

Accession: 512067
Client: SAFETY-KLEEN EHS ADMINISTRATION
Project Number: 95074-1111
Project Name: MANHATTAN SAFETY KLEEN
Project Location: TAMPA, FL
Test: Group of Single Wetchem

Client ID:	Lab ID:	Matrix:	Date/Time Sampled:	Date Received:
SA-3. 112895	001	GROUNDWATER	28-NOV-95 1130	30-NOV-95
SA-1. 112895	002	GROUNDWATER	28-NOV-95 1210	30-NOV-95
SA-2. 112895	003	GROUNDWATER	28-NOV-95 1315	30-NOV-95
DA-5D. 112895	004	GROUNDWATER	28-NOV-95 1330	30-NOV-95
B6-1. 112895	005	GROUNDWATER	28-NOV-95 1505	30-NOV-95
SA-4. 112895	006	GROUNDWATER	28-NOV-95 1555	30-NOV-95
P.O.C-1. 112895	007	GROUNDWATER	28-NOV-95 1645	30-NOV-95
DA-1A. 112895	008	GROUNDWATER	28-NOV-95 1720	30-NOV-95
EQUIP BLANK T. 112995	009	GROUNDWATER	29-NOV-95 0850	30-NOV-95
P.O.C-2. 112995	011	GROUNDWATER	29-NOV-95 1040	30-NOV-95
DUPLICATE. 112995	012	GROUNDWATER	29-NOV-95 N/A	30-NOV-95
P.O.C-3. 112995	013	GROUNDWATER	29-NOV-95 1115	30-NOV-95

ANALYTICAL TECHNOLOGIES, INC. 11 East Olive Road Pensacola, Florida 32514 (904) 474-1001

"Method Report Summary"

Accession Number: 512067
Client: SAFETY-KLEEN EHS ADMINISTRATION
Project Number: 95074-1111
Project Name: MANHATTAN SAFETY KLEEN
Project Location: TAMPA, FL
Test: Group of Single Wetchem

Client Sample Id:	Parameter:	Unit:	Result:
SA-3. 112895	TURBIDITY (180.1)	NTU	0.9
SA-1. 112895	SULFIDE, (9030)	MG/L	2.1
	TURBIDITY (180.1)	NTU	9.0
SA-2. 112895	SULFIDE, (9030)	MG/L	1.3
	TURBIDITY (180.1)	NTU	7.8
DA-5D. 112895	TURBIDITY (180.1)	NTU	15
B6-1. 112895	TURBIDITY (180.1)	NTU	1.3
SA-4. 112895	SULFIDE, (9030)	MG/L	1.4
	TURBIDITY (180.1)	NTU	0.7
P.O.C-1. 112895	SULFIDE, (9030)	MG/L	2.8
DA-1A. 112895	TURBIDITY (180.1)	NTU	1.0
P.O.C-2. 112995	TURBIDITY (180.1)	NTU	0.9
DUPLICATE. 112995	TURBIDITY (180.1)	NTU	0.7
P.O.C-3. 112995	TURBIDITY (180.1)	NTU	2.5

ANALYTICAL TECHNOLOGIES, INC. 11 East Olive Road Pensacola, Florida 32514 (904) 474-1001

Analysis Report

Analysis: Group of Single Metals

Accession:	512067
Client:	SAFETY-KLEEN EHS ADMINISTRATION
Project Number:	95074-1111
Project Name:	MANHATTAN SAFETY KLEEN
Project Location:	TAMPA, FL
Department:	METALS

ANALYTICAL TECHNOLOGIES, INC. 11 East Olive Road Pensacola, Florida 32514 (904) 474-1001

"FINAL REPORT FORMAT - MULTIPLE"

Accession: 512067
Client: SAFETY-KLEEN EHS ADMINISTRATION
Project Number: 95074-1111
Project Name: MANHATTAN SAFETY KLEEN
Project Location: TAMPA, FL
Test: Group of Single Metals
QcLevel: II

Parameter:	Unit:	Result:	R.L:	Batch:	Q:
Client ID: SA-3. 112895			Lab ID:001		
ARSENIC (7060)	MG/L	ND	0.005	R7W373	
BARIUM (6010)	MG/L	0.02	0.01	B6W258	
BERYLLIUM (6010)	MG/L	ND	0.004	Y6W258	
CADMIUM (6010)	MG/L	ND	0.005	C6W258	
CHROMIUM (6010)	MG/L	ND	0.01	H6W258	
COPPER (6010)	MG/L	ND	0.01	F6W258	
NICKEL (6010)	MG/L	ND	0.02	E6W258	
LEAD (7421)	MG/L	ND	0.003	P7W373	
VANADIUM (6010)	MG/L	ND	0.01	V6W258	
ZINC (6010)	MG/L	ND	0.02	56W258	
Comments:					
Client ID: SA-1. 112895			Lab ID:002		
ARSENIC (7060)	MG/L	ND	0.005	R7W373	
BARIUM (6010)	MG/L	0.01	0.01	B6W258	
BERYLLIUM (6010)	MG/L	ND	0.004	Y6W258	
CADMIUM (6010)	MG/L	ND	0.005	C6W258	
CHROMIUM (6010)	MG/L	ND	0.01	H6W258	
COPPER (6010)	MG/L	ND	0.01	F6W258	
NICKEL (6010)	MG/L	ND	0.02	E6W258	
LEAD (7421)	MG/L	ND	0.003	P7W373	
VANADIUM (6010)	MG/L	ND	0.01	V6W258	
ZINC (6010)	MG/L	ND	0.02	56W258	
Comments:					
Client ID: SA-2. 112895			Lab ID:003		
ARSENIC (7060)	MG/L	ND	0.005	R7W373	
BARIUM (6010)	MG/L	0.01	0.01	B6W258	
BERYLLIUM (6010)	MG/L	ND	0.004	Y6W258	
CADMIUM (6010)	MG/L	ND	0.005	C6W258	
CHROMIUM (6010)	MG/L	ND	0.01	H6W258	
COPPER (6010)	MG/L	ND	0.01	F6W258	
NICKEL (6010)	MG/L	ND	0.02	E6W258	
LEAD (7421)	MG/L	ND	0.003	P7W373	
VANADIUM (6010)	MG/L	ND	0.01	V6W258	
ZINC (6010)	MG/L	ND	0.02	56W258	
Comments:					

"FINAL REPORT FORMAT - MULTIPLE"

Accession: 512067
Client: SAFETY-KLEEN EHS ADMINISTRATION
Project Number: 95074-1111
Project Name: MANHATTAN SAFETY KLEEN
Project Location: TAMPA, FL
Test: Group of Single Metals
QcLevel: II

Client ID: DA-5D. 112895 Lab ID:004

Parameter:	Unit:	Result:	R.L:	Batch:	Q:
ARSENIC (7060)	MG/L	ND	0.005	R7W373	
BARIUM (6010)	MG/L	0.01	0.01	B6W258	
BERYLLIUM (6010)	MG/L	ND	0.004	Y6W258	
CADMIUM (6010)	MG/L	ND	0.005	C6W258	
CHROMIUM (6010)	MG/L	ND	0.01	H6W258	
COPPER (6010)	MG/L	ND	0.01	F6W258	
NICKEL (6010)	MG/L	ND	0.02	E6W258	
LEAD (7421)	MG/L	ND	0.003	P7W373	
VANADIUM (6010)	MG/L	ND	0.01	V6W258	
ZINC (6010)	MG/L	ND	0.02	56W258	

Comments:

Client ID: B6-1. 112895 Lab ID:005

ARSENIC (7060)	MG/L	ND	0.005	R7W373	
BARIUM (6010)	MG/L	ND	0.01	B6W258	
BERYLLIUM (6010)	MG/L	ND	0.004	Y6W258	
CADMIUM (6010)	MG/L	ND	0.005	C6W258	
CHROMIUM (6010)	MG/L	ND	0.01	H6W258	
COPPER (6010)	MG/L	ND	0.01	F6W258	
NICKEL (6010)	MG/L	ND	0.02	E6W258	
LEAD (7421)	MG/L	ND	0.003	P7W373	
VANADIUM (6010)	MG/L	ND	0.01	V6W258	
ZINC (6010)	MG/L	ND	0.02	56W258	

Comments:

Client ID: SA-4. 112895 Lab ID:006

ARSENIC (7060)	MG/L	ND	0.005	R7W373	
BARIUM (6010)	MG/L	0.02	0.01	B6W258	
BERYLLIUM (6010)	MG/L	ND	0.004	Y6W258	
CADMIUM (6010)	MG/L	ND	0.005	C6W258	
CHROMIUM (6010)	MG/L	ND	0.01	H6W258	
COPPER (6010)	MG/L	ND	0.01	F6W258	
NICKEL (6010)	MG/L	ND	0.02	E6W258	
LEAD (7421)	MG/L	ND	0.003	P7W373	
VANADIUM (6010)	MG/L	ND	0.01	V6W258	
ZINC (6010)	MG/L	0.04	0.02	56W258	

Comments:

"FINAL REPORT FORMAT - MULTIPLE"

Accession: 512067
Client: SAFETY-KLEEN EHS ADMINISTRATION
Project Number: 95074-1111
Project Name: MANHATTAN SAFETY KLEEN
Project Location: TAMPA, FL
Test: Group of Single Metals
QcLevel: II

Client ID: P.O.C-1. 112895 Lab ID:007

Parameter:	Unit:	Result:	R.L:	Batch:	Q:
ARSENIC (7060)	MG/L	ND	0.005	R7W373	
BARIUM (6010)	MG/L	0.01	0.01	B6W258	
BERYLLIUM (6010)	MG/L	ND	0.004	Y6W258	
CADMIUM (6010)	MG/L	ND	0.005	C6W258	
CHROMIUM (6010)	MG/L	ND	0.01	H6W258	
COPPER (6010)	MG/L	ND	0.01	F6W258	
NICKEL (6010)	MG/L	ND	0.02	E6W258	
LEAD (7421)	MG/L	ND	0.003	P7W373	
VANADIUM (6010)	MG/L	ND	0.01	V6W258	
ZINC (6010)	MG/L	ND	0.02	56W258	

Comments:

Client ID: DA-1A. 112895 Lab ID:008

ARSENIC (7060)	MG/L	ND	0.005	R7W373	
BARIUM (6010)	MG/L	ND	0.01	B6W258	
BERYLLIUM (6010)	MG/L	ND	0.004	Y6W258	
CADMIUM (6010)	MG/L	ND	0.005	C6W258	
CHROMIUM (6010)	MG/L	ND	0.01	H6W258	
COPPER (6010)	MG/L	ND	0.01	F6W258	
NICKEL (6010)	MG/L	ND	0.02	E6W258	
LEAD (7421)	MG/L	ND	0.003	P7W373	
VANADIUM (6010)	MG/L	ND	0.01	B6W258	
ZINC (6010)	MG/L	ND	0.02	56W258	

Comments:

Client ID: EQUIP BLANK T. 112995 Lab ID:009

ARSENIC (7060)	MG/L	ND	0.005	R7W373	
BARIUM (6010)	MG/L	ND	0.01	B6W258	
BERYLLIUM (6010)	MG/L	ND	0.004	Y6W258	
CADMIUM (6010)	MG/L	ND	0.005	C6W258	
CHROMIUM (6010)	MG/L	ND	0.01	H6W258	
COPPER (6010)	MG/L	ND	0.01	F6W258	
NICKEL (6010)	MG/L	ND	0.02	E6W258	
LEAD (7421)	MG/L	ND	0.003	P7W373	
VANADIUM (6010)	MG/L	ND	0.01	V6W258	
ZINC (6010)	MG/L	ND	0.02	56W258	

Comments:

"FINAL REPORT FORMAT - MULTIPLE"

Accession: 512067
Client: SAFETY-KLEEN EHS ADMINISTRATION
Project Number: 95074-1111
Project Name: MANHATTAN SAFETY KLEEN
Project Location: TAMPA, FL
Test: Group of Single Metals
QcLevel: II

Parameter:	Unit:	Result:	R.L:	Batch:	Q:
Client ID: P.O.C-2. 112995			Lab ID:011		
ARSENIC (7060)	MG/L	ND	0.005	R7W373	
BARIUM (6010)	MG/L	0.01	0.01	B6W258	
BERYLLIUM (6010)	MG/L	ND	0.004	Y6W258	
CADMIUM (6010)	MG/L	ND	0.005	C6W258	
CHROMIUM (6010)	MG/L	ND	0.01	H6W258	
COPPER (6010)	MG/L	ND	0.01	F6W258	
NICKEL (6010)	MG/L	ND	0.02	E6W258	
LEAD (7421)	MG/L	ND	0.003	P7W373	
VANADIUM (6010)	MG/L	ND	0.01	V6W258	
ZINC (6010)	MG/L	ND	0.02	56W258	
Comments:					
Client ID: DUPLICATE. 112995			Lab ID:012		
ARSENIC (7060)	MG/L	ND	0.005	R7W373	
BARIUM (6010)	MG/L	ND	0.01	B6W258	
BERYLLIUM (6010)	MG/L	ND	0.004	Y6W258	
CADMIUM (6010)	MG/L	ND	0.005	C6W258	
CHROMIUM (6010)	MG/L	ND	0.01	H6W258	
COPPER (6010)	MG/L	ND	0.01	F6W258	
NICKEL (6010)	MG/L	ND	0.02	E6W258	
LEAD (7421)	MG/L	ND	0.003	P7W373	
VANADIUM (6010)	MG/L	ND	0.01	V6W258	
ZINC (6010)	MG/L	ND	0.02	56W258	
Comments:					
Client ID: P.O.C-3. 112995			Lab ID:013		
ARSENIC (7060)	MG/L	ND	0.005	R7W373	
BARIUM (6010)	MG/L	ND	0.01	B6W258	
BERYLLIUM (6010)	MG/L	ND	0.004	Y6W258	
CADMIUM (6010)	MG/L	ND	0.005	C6W258	
CHROMIUM (6010)	MG/L	ND	0.01	H6W258	
COPPER (6010)	MG/L	0.23	0.01	F6W258	
NICKEL (6010)	MG/L	ND	0.02	E6W258	
LEAD (7421)	MG/L	ND	0.003	P7W373	
VANADIUM (6010)	MG/L	ND	0.01	V6W258	
ZINC (6010)	MG/L	0.06	0.02	56W258	
Comments:					

"FINAL REPORT FORMAT - MULTIPLE"

Accession: 512067
Client: SAFETY-KLEEN EHS ADMINISTRATION
Project Number: 95074-1111
Project Name: MANHATTAN SAFETY KLEEN
Project Location: TAMPA, FL
Test: Group of Single Metals

Client Id:	Lab Id:	Matrix:	Date/Time Sampled:	Date Received:
SA-3. 112895	001	GROUNDWATER	28-NOV-95 1130	30-NOV-95
SA-1. 112895	002	GROUNDWATER	28-NOV-95 1210	30-NOV-95
SA-2. 112895	003	GROUNDWATER	28-NOV-95 1315	30-NOV-95
DA-5D. 112895	004	GROUNDWATER	28-NOV-95 1330	30-NOV-95
B6-1. 112895	005	GROUNDWATER	28-NOV-95 1505	30-NOV-95
SA-4. 112895	006	GROUNDWATER	28-NOV-95 1555	30-NOV-95
P.O.C-1. 112895	007	GROUNDWATER	28-NOV-95 1645	30-NOV-95
DA-1A. 112895	008	GROUNDWATER	28-NOV-95 1720	30-NOV-95
EQUIP BLANK T. 112995	009	GROUNDWATER	29-NOV-95 0850	30-NOV-95
P.O.C-2. 112995	011	GROUNDWATER	29-NOV-95 1040	30-NOV-95
DUPLICATE. 112995	012	GROUNDWATER	29-NOV-95 N/A	30-NOV-95
P.O.C-3. 112995	013	GROUNDWATER	29-NOV-95 1115	30-NOV-95

"Method Report Summary"

Accession Number: 512067
Client: SAFETY-KLEEN EHS ADMINISTRATION
Project Number: 95074-1111
Project Name: MANHATTAN SAFETY KLEEN
Project Location: TAMPA, FL
Test: Group of Single Metals

Client Sample Id:	Parameter:	Unit:	Result:
SA-3. 112895	BARIUM (6010)	MG/L	0.02
SA-1. 112895	BARIUM (6010)	MG/L	0.01
SA-2. 112895	BARIUM (6010)	MG/L	0.01
DA-5D. 112895	BARIUM (6010)	MG/L	0.01
SA-4. 112895	BARIUM (6010)	MG/L	0.02
	ZINC (6010)	MG/L	0.04
P.O.C-1. 112895	BARIUM (6010)	MG/L	0.01
P.O.C-2. 112995	BARIUM (6010)	MG/L	0.01
P.O.C-3. 112995	COPPER (6010)	MG/L	0.23
	ZINC (6010)	MG/L	0.06

ANALYTICAL TECHNOLOGIES, INC. 11 East Olive Road Pensacola, Florida 32514 (904) 474-1001

Analysis Report

Analysis: MINERAL SPIRITS (SAFETY KLEEN) C9-C13

Accession:	512067
Client:	SAFETY-KLEEN EHS ADMINISTRATION
Project Number:	95074-1111
Project Name:	MANHATTAN SAFETY KLEEN
Project Location:	TAMPA, FL
Department:	SEMI-VOLATILE FUELS

ANALYTICAL TECHNOLOGIES, INC. 11 East Olive Road Pensacola, Florida 32514 (904) 474-1001

"FINAL REPORT FORMAT - SINGLE"

Accession: 512067
Client: SAFETY-KLEEN EHS ADMINISTRATION
Project Number: 95074-1111
Project Name: MANHATTAN SAFETY KLEEN
Project Location: TAMPA, FL
Test: MINERAL SPIRITS (SAFETY KLEEN) C9-C13
Analysis Method: 8015 / SW 846, 3rd Edition, September 1986 and Revision 1, July 1992
Extraction Method: 3510 / SW-846, 3rd Edition, September 1986 and Revision 1, July 1992
Matrix: GROUNDWATER
QC Level: II

Lab Id: 001
Client Sample Id: SA-3. 112895

Sample Date/Time: 28-NOV-95 1130
Received Date: 30-NOV-95

Batch: FPW156
Blank: A

Dry Weight %: N/A

Extraction Date: 01-DEC-95
Analysis Date: 04-DEC-95

Parameter:	Units:	Results:	Rpt Lmts:	Q:
MINERAL SPIRITS	UG/L	ND	100	
ORTHO TER PHENYL	%REC/SURR	87	37-140	
ANALYST	INITIALS	BV		

Comments:

ANALYTICAL TECHNOLOGIES, INC. 11 East Olive Road Pensacola, Florida 32514 (904) 474-1001

"FINAL REPORT FORMAT - SINGLE"

Accession: 512067
Client: SAFETY-KLEEN EHS ADMINISTRATION
Project Number: 95074-1111
Project Name: MANHATTAN SAFETY KLEEN
Project Location: TAMPA, FL
Test: MINERAL SPIRITS (SAFETY KLEEN) C9-C13
Analysis Method: 8015 / SW 846, 3rd Edition, September 1986 and Revision 1, July 1992
Extraction Method: 3510 / SW-846, 3rd Edition, September 1986 and Revision 1, July 1992
Matrix: GROUNDWATER
QC Level: II

Lab Id: 002
Client Sample Id: SA-1. 112895

Sample Date/Time: 28-NOV-95 1210
Received Date: 30-NOV-95

Batch: FPW156
Blank: A

Dry Weight %: N/A

Extraction Date: 01-DEC-95
Analysis Date: 04-DEC-95

Parameter:	Units:	Results:	Rpt Lmts:	Q:
MINERAL SPIRITS	UG/L	ND	100	
ORTHO TER PHENYL	%REC/SURR	78	37-140	
ANALYST	INITIALS	BV		

Comments:

"FINAL REPORT FORMAT - SINGLE"

Accession: 512067
Client: SAFETY-KLEEN EHS ADMINISTRATION
Project Number: 95074-1111
Project Name: MANHATTAN SAFETY KLEEN
Project Location: TAMPA, FL
Test: MINERAL SPIRITS (SAFETY KLEEN) C9-C13
Analysis Method: 8015 / SW 846, 3rd Edition, September 1986 and Revision 1, July 1992
Extraction Method: 3510 / SW-846, 3rd Edition, September 1986 and Revision 1, July 1992
Matrix: GROUNDWATER
QC Level: II

Lab Id: 003
Client Sample Id: SA-2. 112895

Sample Date/Time: 28-NOV-95 1315
Received Date: 30-NOV-95

Batch: FPW156
Blank: A Dry Weight %: N/A

Extraction Date: 01-DEC-95
Analysis Date: 04-DEC-95

Parameter:	Units:	Results:	Rpt Lmts:	Q:
MINERAL SPIRITS	UG/L	ND	100	
ORTHO TER PHENYL	%REC/SURR	67	37-140	
ANALYST	INITIALS	BV		

Comments:

ANALYTICAL TECHNOLOGIES, INC. 11 East Olive Road Pensacola, Florida 32514 (904) 474-1001

"FINAL REPORT FORMAT - SINGLE"

Accession: 512067
Client: SAFETY-KLEEN EHS ADMINISTRATION
Project Number: 95074-1111
Project Name: MANHATTAN SAFETY KLEEN
Project Location: TAMPA, FL
Test: MINERAL SPIRITS (SAFETY KLEEN) C9-C13
Analysis Method: 8015 / SW 846, 3rd Edition, September 1986 and Revision 1, July 1992
Extraction Method: 3510 / SW-846, 3rd Edition, September 1986 and Revision 1, July 1992
Matrix: GROUNDWATER
QC Level: II

Lab Id: 004 Sample Date/Time: 28-NOV-95 1330
Client Sample Id: DA-5D. 112895 Received Date: 30-NOV-95

Batch: FPW156 Extraction Date: 01-DEC-95
Blank: A Dry Weight %: N/A Analysis Date: 04-DEC-95

Parameter:	Units:	Results:	Rpt Lmts:	Q:
MINERAL SPIRITS	UG/L	ND	100	
ORTHO TER PHENYL	%REC/SURR	81	37-140	
ANALYST	INITIALS	BV		

Comments:

ANALYTICAL TECHNOLOGIES, INC. 11 East Olive Road Pensacola, Florida 32514 (904) 474-1001

"FINAL REPORT FORMAT - SINGLE"

Accession: 512067
Client: SAFETY-KLEEN EHS ADMINISTRATION
Project Number: 95074-1111
Project Name: MANHATTAN SAFETY KLEEN
Project Location: TAMPA, FL
Test: MINERAL SPIRITS (SAFETY KLEEN) C9-C13
Analysis Method: 8015 / SW 846, 3rd Edition, September 1986 and Revision 1, July 1992
Extraction Method: 3510 / SW-846, 3rd Edition, September 1986 and Revision 1, July 1992
Matrix: GROUNDWATER
QC Level: II

Lab Id: 005 Sample Date/Time: 28-NOV-95 1505
Client Sample Id: B6-1. 112895 Received Date: 30-NOV-95

Batch: FPW156 Extraction Date: 01-DEC-95
Blank: A Dry Weight %: N/A Analysis Date: 04-DEC-95

Parameter:	Units:	Results:	Rpt Lmts:	Q:
MINERAL SPIRITS	UG/L	ND	100	
ORTHO TER PHENYL	%REC/SURR	90	37-140	
ANALYST	INITIALS	BV		

Comments:

"FINAL REPORT FORMAT - SINGLE"

Accession: 512067
Client: SAFETY-KLEEN EHS ADMINISTRATION
Project Number: 95074-1111
Project Name: MANHATTAN SAFETY KLEEN
Project Location: TAMPA, FL
Test: MINERAL SPIRITS (SAFETY KLEEN) C9-C13
Analysis Method: 8015 / SW 846, 3rd Edition, September 1986 and Revision 1, July 1992
Extraction Method: 3510 / SW-846, 3rd Edition, September 1986 and Revision 1, July 1992
Matrix: GROUNDWATER
QC Level: II

Lab Id: 006
Client Sample Id: SA-4. 112895

Sample Date/Time: 28-NOV-95 1555
Received Date: 30-NOV-95

Batch: FPW156
Blank: A

Dry Weight %: N/A

Extraction Date: 01-DEC-95
Analysis Date: 04-DEC-95

Parameter:	Units:	Results:	Rpt Lmts:	Q:
MINERAL SPIRITS	UG/L	ND	100	
ORTHO TER PHENYL	%REC/SURR	86	37-140	
ANALYST	INITIALS	BV		

Comments:

"FINAL REPORT FORMAT - SINGLE"

Accession: 512067
Client: SAFETY-KLEEN EHS ADMINISTRATION
Project Number: 95074-1111
Project Name: MANHATTAN SAFETY KLEEN
Project Location: TAMPA, FL
Test: MINERAL SPIRITS (SAFETY KLEEN) C9-C13
Analysis Method: 8015 / SW 846, 3rd Edition, September 1986 and Revision 1, July 1992
Extraction Method: 3510 / SW-846, 3rd Edition, September 1986 and Revision 1, July 1992
Matrix: GROUNDWATER
QC Level: II

Lab Id: 007
Client Sample Id: P.O.C-1. 112895

Sample Date/Time: 28-NOV-95 1645
Received Date: 30-NOV-95

Batch: FPW156
Blank: A Dry Weight %: N/A

Extraction Date: 01-DEC-95
Analysis Date: 04-DEC-95

Parameter:	Units:	Results:	Rpt Lmts:	Q:
MINERAL SPIRITS	UG/L	ND	100	
ORTHO TER PHENYL	%REC/SURR	93	37-140	
ANALYST	INITIALS	BV		

Comments:

ANALYTICAL TECHNOLOGIES, INC. 11 East Olive Road Pensacola, Florida 32514 (904) 474-1001

"FINAL REPORT FORMAT - SINGLE"

Accession: 512067
Client: SAFETY-KLEEN EHS ADMINISTRATION
Project Number: 95074-1111
Project Name: MANHATTAN SAFETY KLEEN
Project Location: TAMPA, FL
Test: MINERAL SPIRITS (SAFETY KLEEN) C9-C13
Analysis Method: 8015 / SW 846, 3rd Edition, September 1986 and Revision 1, July 1992
Extraction Method: 3510 / SW-846, 3rd Edition, September 1986 and Revision 1, July 1992
Matrix: GROUNDWATER
QC Level: II

Lab Id: 008
Client Sample Id: DA-1A. 112895
Sample Date/Time: 28-NOV-95 1720
Received Date: 30-NOV-95

Batch: FPW156
Blank: A
Dry Weight %: N/A
Extraction Date: 01-DEC-95
Analysis Date: 05-DEC-95

Parameter:	Units:	Results:	Rpt Lmts:	Q:
MINERAL SPIRITS	UG/L	ND	100	
ORTHO TER PHENYL	%REC/SURR	92	37-140	
ANALYST	INITIALS	BV		

Comments:

"FINAL REPORT FORMAT - SINGLE"

Accession: 512067
Client: SAFETY-KLEEN EHS ADMINISTRATION
Project Number: 95074-1111
Project Name: MANHATTAN SAFETY KLEEN
Project Location: TAMPA, FL
Test: MINERAL SPIRITS (SAFETY KLEEN) C9-C13
Analysis Method: 8015 / SW 846, 3rd Edition, September 1986 and Revision 1, July 1992
Extraction Method: 3510 / SW-846, 3rd Edition, September 1986 and Revision 1, July 1992
Matrix: GROUNDWATER
QC Level: II

Lab Id: 010 Sample Date/Time: 29-NOV-95 0910
Client Sample Id: EQUIP BLANK B. 112995 Received Date: 30-NOV-95

Batch: FPW156 Extraction Date: 01-DEC-95
Blank: A Dry Weight %: N/A Analysis Date: 05-DEC-95

Parameter:	Units:	Results:	Rpt Lmts:	Q:
MINERAL SPIRITS	UG/L	ND	100	
ORTHO TER PHENYL	%REC/SURR	87	37-140	
ANALYST	INITIALS	BV		

Comments:

"FINAL REPORT FORMAT - SINGLE"

Accession: 512067
Client: SAFETY-KLEEN EHS ADMINISTRATION
Project Number: 95074-1111
Project Name: MANHATTAN SAFETY KLEEN
Project Location: TAMPA, FL
Test: MINERAL SPIRITS (SAFETY KLEEN) C9-C13
Analysis Method: 8015 / SW 846, 3rd Edition, September 1986 and Revision 1, July 1992
Extraction Method: 3510 / SW-846, 3rd Edition, September 1986 and Revision 1, July 1992
Matrix: GROUNDWATER
QC Level: II

Lab Id: 011
Client Sample Id: P.O.C-2. 112995

Sample Date/Time: 29-NOV-95 1040
Received Date: 30-NOV-95

Batch: FPW156
Blank: A

Dry Weight %: N/A

Extraction Date: 01-DEC-95
Analysis Date: 05-DEC-95

Parameter:	Units:	Results:	Rpt Lmts:	Q:
MINERAL SPIRITS	UG/L	460	100	
ORTHO TER PHENYL	%REC/SURR	81	37-140	
ANALYST	INITIALS	BV		

Comments:

"FINAL REPORT FORMAT - SINGLE"

Accession: 512067
Client: SAFETY-KLEEN EHS ADMINISTRATION
Project Number: 95074-1111
Project Name: MANHATTAN SAFETY KLEEN
Project Location: TAMPA, FL
Test: MINERAL SPIRITS (SAFETY KLEEN) C9-C13
Analysis Method: 8015 / SW 846, 3rd Edition, September 1986 and Revision 1, July 1992
Extraction Method: 3510 / SW-846, 3rd Edition, September 1986 and Revision 1, July 1992
Matrix: GROUNDWATER
QC Level: II

Lab Id: 012
Client Sample Id: DUPLICATE. 112995

Sample Date/Time: 29-NOV-95 N/A
Received Date: 30-NOV-95

Batch: FPW156
Blank: A Dry Weight %: N/A

Extraction Date: 01-DEC-95
Analysis Date: 05-DEC-95

Parameter:	Units:	Results:	Rpt Lmts:	Q:
MINERAL SPIRITS	UG/L	980	100	
ORTHO TER PHENYL	%REC/SURR	73	37-140	
ANALYST	INITIALS	BV		

Comments:

"FINAL REPORT FORMAT - SINGLE"

Accession: 512067
Client: SAFETY-KLEEN EHS ADMINISTRATION
Project Number: 95074-1111
Project Name: MANHATTAN SAFETY KLEEN
Project Location: TAMPA, FL
Test: MINERAL SPIRITS (SAFETY KLEEN) C9-C13
Analysis Method: 8015 / SW 846, 3rd Edition, September 1986 and Revision 1, July 1992
Extraction Method: 3510 / SW-846, 3rd Edition, September 1986 and Revision 1, July 1992
Matrix: GROUNDWATER
QC Level: II

Lab Id: 013
Client Sample Id: P.O.C-3. 112995

Sample Date/Time: 29-NOV-95 1115
Received Date: 30-NOV-95

Batch: FPW156
Blank: A

Dry Weight %: N/A

Extraction Date: 01-DEC-95
Analysis Date: 05-DEC-95

Parameter:	Units:	Results:	Rpt Lmts:	Q:
MINERAL SPIRITS	UG/L	1600	100	
ORTHO TER PHENYL	%REC/SURR	80	37-140	
ANALYST	INITIALS	BV		

Comments:

"Method Report Summary"

Accession Number: 512067
Client: SAFETY-KLEEN EHS ADMINISTRATION
Project Number: 95074-1111
Project Name: MANHATTAN SAFETY KLEEN
Project Location: TAMPA, FL
Test: MINERAL SPIRITS (SAFETY KLEEN) C9-C13

Client Sample Id:	Parameter:	Unit:	Result:
P.O.C-2. 112995	MINERAL SPIRITS	UG/L	460
DUPLICATE. 112995	MINERAL SPIRITS	UG/L	980
P.O.C-3. 112995	MINERAL SPIRITS	UG/L	1600

ANALYTICAL TECHNOLOGIES, INC. 11 East Olive Road Pensacola, Florida 32514 (904) 474-1001

Analysis Report

Analysis: SAFETY KLEEN (8240)

Accession:	512067
Client:	SAFETY-KLEEN EHS ADMINISTRATION
Project Number:	95074-1111
Project Name:	MANHATTAN SAFETY KLEEN
Project Location:	TAMPA, FL
Department:	ORGANIC/MS

ANALYTICAL TECHNOLOGIES, INC. 11 East Olive Road Pensacola, Florida 32514 (904) 474-1001

"FINAL REPORT FORMAT - SINGLE"

Accession: 512067
Client: SAFETY-KLEEN EHS ADMINISTRATION
Project Number: 95074-1111
Project Name: MANHATTAN SAFETY KLEEN
Project Location: TAMPA, FL
Test: SAFETY KLEEN (8240)
Analysis Method: 8240 / SW-846, 3rd Edition, September 1986 and Rev. 1, July 1992
Extraction Method: N/A
Matrix: GROUNDWATER
QC Level: II

Lab Id: 001
Client Sample Id: SA-3. 112895
Sample Date/Time: 28-NOV-95 1130
Received Date: 30-NOV-95

Batch: BUW085
Blank: A
Dry Weight %: N/A
Extraction Date: N/A
Analysis Date: 08-DEC-95

Parameter:	Units:	Results:	Rpt Lmts:	Q:
ACETONE	UG/L	ND	10	
BENZENE	UG/L	ND	1	
CARBON DISULFIDE	UG/L	5	1	
CHLOROBENZENE	UG/L	ND	1	
1,1-DICHLOROETHENE	UG/L	ND	1	
ETHYL BENZENE	UG/L	ND	1	
METHYLENE CHLORIDE	UG/L	ND	3	
TETRACHLOROETHENE	UG/L	ND	1	
1,1,1-TRICHLOROETHANE	UG/L	ND	5	
TOTAL XYLENES	UG/L	ND	2	
1,2-DICHLOROBENZENE	UG/L	ND	3	
1,3-DICHLOROBENZENE	UG/L	ND	3	
1,4-DICHLOROBENZENE	UG/L	ND	5	
BROMOFLUOROBENZENE	%REC/SURR	92	86-115	
1,2-DICHLOROETHANE-D4	%REC/SURR	93	76-114	
TOLUENE-D8	%REC/SURR	96	88-110	
ANALYST	INITIALS	LP		

Comments:

"FINAL REPORT FORMAT - SINGLE"

Accession: 512067
Client: SAFETY-KLEEN EHS ADMINISTRATION
Project Number: 95074-1111
Project Name: MANHATTAN SAFETY KLEEN
Project Location: TAMPA, FL
Test: SAFETY KLEEN (8240)
Analysis Method: 8240 / SW-846, 3rd Edition, September 1986 and Rev. 1, July 1992
Extraction Method: N/A
Matrix: GROUNDWATER
QC Level: II

Lab Id: 002
Client Sample Id: SA-1. 112895
Sample Date/Time: 28-NOV-95 1210
Received Date: 30-NOV-95

Batch: BUW085
Blank: A
Dry Weight %: N/A
Extraction Date: N/A
Analysis Date: 09-DEC-95

Parameter:	Units:	Results:	Rpt Lmts:	Q:
ACETONE	UG/L	ND	10	
BENZENE	UG/L	ND	1	
CARBON DISULFIDE	UG/L	11	1	
CHLOROBENZENE	UG/L	ND	1	
1,1-DICHLOROETHENE	UG/L	ND	1	
ETHYL BENZENE	UG/L	ND	1	
METHYLENE CHLORIDE	UG/L	ND	3	
TETRACHLOROETHENE	UG/L	ND	1	
1,1,1-TRICHLOROETHANE	UG/L	ND	5	
TOTAL XYLENES	UG/L	ND	2	
1,2-DICHLOROBENZENE	UG/L	ND	3	
1,3-DICHLOROBENZENE	UG/L	ND	3	
1,4-DICHLOROBENZENE	UG/L	ND	5	
BROMOFLUOROBENZENE	%REC/SURR	94	86-115	
1,2-DICHLOROETHANE-D4	%REC/SURR	87	76-114	
TOLUENE-D8	%REC/SURR	95	88-110	
ANALYST	INITIALS	LP		

Comments:

"FINAL REPORT FORMAT - SINGLE"

Accession: 512067
Client: SAFETY-KLEEN EHS ADMINISTRATION
Project Number: 95074-1111
Project Name: MANHATTAN SAFETY KLEEN
Project Location: TAMPA, FL
Test: SAFETY KLEEN (8240)
Analysis Method: 8240 / SW-846, 3rd Edition, September 1986 and Rev. 1, July 1992
Extraction Method: N/A
Matrix: GROUNDWATER
QC Level: II

Lab Id: 003 Sample Date/Time: 28-NOV-95 1315
Client Sample Id: SA-2. 112895 Received Date: 30-NOV-95

Batch: BUW085 Extraction Date: N/A
Blank: A Dry Weight %: N/A Analysis Date: 09-DEC-95

Parameter:	Units:	Results:	Rpt Lmts:	Q:
ACETONE	UG/L	ND	10	
BENZENE	UG/L	ND	1	
CARBON DISULFIDE	UG/L	23	1	
CHLOROBENZENE	UG/L	ND	1	
1,1-DICHLOROETHENE	UG/L	ND	1	
ETHYL BENZENE	UG/L	ND	1	
METHYLENE CHLORIDE	UG/L	ND	3	
TETRACHLOROETHENE	UG/L	ND	1	
1,1,1-TRICHLOROETHANE	UG/L	ND	5	
TOTAL XYLENES	UG/L	ND	2	
1,2-DICHLOROBENZENE	UG/L	ND	3	
1,3-DICHLOROBENZENE	UG/L	ND	3	
1,4-DICHLOROBENZENE	UG/L	ND	5	
BROMOFLUOROBENZENE	%REC/SURR	94	86-115	
1,2-DICHLOROETHANE-D4	%REC/SURR	89	76-114	
TOLUENE-D8	%REC/SURR	95	88-110	
ANALYST	INITIALS	LP		

Comments:

"FINAL REPORT FORMAT - SINGLE"

Accession: 512067
Client: SAFETY-KLEEN EHS ADMINISTRATION
Project Number: 95074-1111
Project Name: MANHATTAN SAFETY KLEEN
Project Location: TAMPA, FL
Test: SAFETY KLEEN (8240)
Analysis Method: 8240 / SW-846, 3rd Edition, September 1986 and Rev. 1, July 1992
Extraction Method: N/A
Matrix: GROUNDWATER
QC Level: II

Lab Id: 004
Client Sample Id: DA-5D. 112895
Sample Date/Time: 28-NOV-95 1330
Received Date: 30-NOV-95

Batch: BUW085
Blank: A
Dry Weight %: N/A
Extraction Date: N/A
Analysis Date: 09-DEC-95

Parameter:	Units:	Results:	Rpt Lmts:	Q:
ACETONE	UG/L	13	10	
BENZENE	UG/L	ND	1	
CARBON DISULFIDE	UG/L	19	1	
CHLOROBENZENE	UG/L	ND	1	
1,1-DICHLOROETHENE	UG/L	ND	1	
ETHYL BENZENE	UG/L	ND	1	
METHYLENE CHLORIDE	UG/L	ND	3	
TETRACHLOROETHENE	UG/L	ND	1	
1,1,1-TRICHLOROETHANE	UG/L	ND	5	
TOTAL XYLENES	UG/L	ND	2	
1,2-DICHLOROBENZENE	UG/L	ND	3	
1,3-DICHLOROBENZENE	UG/L	ND	3	
1,4-DICHLOROBENZENE	UG/L	ND	5	
BROMOFLUOROBENZENE	%REC/SURR	91	86-115	
1,2-DICHLOROETHANE-D4	%REC/SURR	88	76-114	
TOLUENE-D8	%REC/SURR	94	88-110	
ANALYST	INITIALS	LP		

Comments:

"FINAL REPORT FORMAT - SINGLE"

Accession: 512067
Client: SAFETY-KLEEN EHS ADMINISTRATION
Project Number: 95074-1111
Project Name: MANHATTAN SAFETY KLEEN
Project Location: TAMPA, FL
Test: SAFETY KLEEN (8240)
Analysis Method: 8240 / SW-846, 3rd Edition, September 1986 and Rev. 1, July 1992
Extraction Method: N/A
Matrix: GROUNDWATER
QC Level: II

Lab Id: 005
Client Sample Id: B6-1. 112895
Sample Date/Time: 28-NOV-95 1505
Received Date: 30-NOV-95

Batch: VIW097
Blank: B
Dry Weight %: N/A
Extraction Date: N/A
Analysis Date: 08-DEC-95

Parameter:	Units:	Results:	Rpt Lmts:	Q:
ACETONE	UG/L	ND	10	
BENZENE	UG/L	ND	1	
CARBON DISULFIDE	UG/L	7	1	
CHLOROBENZENE	UG/L	ND	1	
1,1-DICHLOROETHENE	UG/L	ND	1	
ETHYL BENZENE	UG/L	ND	1	
METHYLENE CHLORIDE	UG/L	ND	3	
TETRACHLOROETHENE	UG/L	ND	1	
1,1,1-TRICHLOROETHANE	UG/L	ND	5	
TOTAL XYLENES	UG/L	ND	2	
1,2-DICHLOROBENZENE	UG/L	ND	3	
1,3-DICHLOROBENZENE	UG/L	ND	3	
1,4-DICHLOROBENZENE	UG/L	ND	5	
BROMOFLUOROBENZENE	%REC/SURR	90	86-115	
1,2-DICHLOROETHANE-D4	%REC/SURR	95	76-114	
TOLUENE-D8	%REC/SURR	104	88-110	
ANALYST	INITIALS	PL		

Comments:

"FINAL REPORT FORMAT - SINGLE"

Accession: 512067
Client: SAFETY-KLEEN EHS ADMINISTRATION
Project Number: 95074-1111
Project Name: MANHATTAN SAFETY KLEEN
Project Location: TAMPA, FL
Test: SAFETY KLEEN (8240)
Analysis Method: 8240 / SW-846, 3rd Edition, September 1986 and Rev. 1, July 1992
Extraction Method: N/A
Matrix: GROUNDWATER
QC Level: II

Lab Id: 006
Client Sample Id: SA-4. 112895
Sample Date/Time: 28-NOV-95 1555
Received Date: 30-NOV-95

Batch: VIW097
Blank: B
Dry Weight %: N/A
Extraction Date: N/A
Analysis Date: 08-DEC-95

Parameter:	Units:	Results:	Rpt Lmts:	Q:
ACETONE	UG/L	ND	10	
BENZENE	UG/L	ND	1	
CARBON DISULFIDE	UG/L	6	1	
CHLOROBENZENE	UG/L	ND	1	
1,1-DICHLOROETHENE	UG/L	ND	1	
ETHYL BENZENE	UG/L	ND	1	
METHYLENE CHLORIDE	UG/L	ND	3	
TETRACHLOROETHENE	UG/L	ND	1	
1,1,1-TRICHLOROETHANE	UG/L	ND	5	
TOTAL XYLENES	UG/L	ND	2	
1,2-DICHLOROBENZENE	UG/L	ND	3	
1,3-DICHLOROBENZENE	UG/L	ND	3	
1,4-DICHLOROBENZENE	UG/L	ND	5	
BROMOFLUOROBENZENE	%REC/SURR	90	86-115	
1,2-DICHLOROETHANE-D4	%REC/SURR	95	76-114	
TOLUENE-D8	%REC/SURR	102	88-110	
ANALYST	INITIALS	PL		

Comments:

"FINAL REPORT FORMAT - SINGLE"

Accession: 512067
Client: SAFETY-KLEEN EHS ADMINISTRATION
Project Number: 95074-1111
Project Name: MANHATTAN SAFETY KLEEN
Project Location: TAMPA, FL
Test: SAFETY KLEEN (8240)
Analysis Method: 8240 / SW-846, 3rd Edition, September 1986 and Rev. 1, July 1992
Extraction Method: N/A
Matrix: GROUNDWATER
QC Level: II

Lab Id: 007
Client Sample Id: P.O.C-1. 112895
Sample Date/Time: 28-NOV-95 1645
Received Date: 30-NOV-95

Batch: VIW098
Blank: A
Dry Weight %: N/A
Extraction Date: N/A
Analysis Date: 11-DEC-95

Parameter:	Units:	Results:	Rpt Lmts:	Q:
ACETONE	UG/L	ND	10	
BENZENE	UG/L	ND	1	
CARBON DISULFIDE	UG/L	5	1	
CHLOROBENZENE	UG/L	ND	1	
1,1-DICHLOROETHENE	UG/L	ND	1	
ETHYL BENZENE	UG/L	ND	1	
METHYLENE CHLORIDE	UG/L	ND	3	
TETRACHLOROETHENE	UG/L	ND	1	
1,1,1-TRICHLOROETHANE	UG/L	ND	5	
TOTAL XYLENES	UG/L	ND	2	
1,2-DICHLOROBENZENE	UG/L	ND	3	
1,3-DICHLOROBENZENE	UG/L	ND	3	
1,4-DICHLOROBENZENE	UG/L	ND	5	
BROMOFLUOROBENZENE	%REC/SURR	100	86-115	
1,2-DICHLOROETHANE-D4	%REC/SURR	91	76-114	
TOLUENE-D8	%REC/SURR	103	88-110	
ANALYST	INITIALS	PL		

Comments:

"FINAL REPORT FORMAT - SINGLE"

Accession: 512067
Client: SAFETY-KLEEN EHS ADMINISTRATION
Project Number: 95074-1111
Project Name: MANHATTAN SAFETY KLEEN
Project Location: TAMPA, FL
Test: SAFETY KLEEN (8240)
Analysis Method: 8240 / SW-846, 3rd Edition, September 1986 and Rev. 1, July 1992
Extraction Method: N/A
Matrix: GROUNDWATER
QC Level: II

Lab Id: 008
Client Sample Id: DA-1A. 112895
Sample Date/Time: 28-NOV-95 1720
Received Date: 30-NOV-95

Batch: VIW098
Blank: A
Dry Weight %: N/A
Extraction Date: N/A
Analysis Date: 11-DEC-95

Parameter:	Units:	Results:	Rpt Lmts:	Q:
ACETONE	UG/L	10	10	
BENZENE	UG/L	ND	1	
CARBON DISULFIDE	UG/L	6	1	
CHLOROBENZENE	UG/L	ND	1	
1,1-DICHLOROETHENE	UG/L	ND	1	
ETHYL BENZENE	UG/L	ND	1	
METHYLENE CHLORIDE	UG/L	ND	3	
TETRACHLOROETHENE	UG/L	ND	1	
1,1,1-TRICHLOROETHANE	UG/L	ND	5	
TOTAL XYLENES	UG/L	ND	2	
1,2-DICHLOROBENZENE	UG/L	ND	3	
1,3-DICHLOROBENZENE	UG/L	ND	3	
1,4-DICHLOROBENZENE	UG/L	ND	5	
BROMOFLUOROBENZENE	%REC/SURR	98	86-115	
1,2-DICHLOROETHANE-D4	%REC/SURR	96	76-114	
TOLUENE-D8	%REC/SURR	103	88-110	
ANALYST	INITIALS	PL		

Comments:

"FINAL REPORT FORMAT - SINGLE"

Accession: 512067
Client: SAFETY-KLEEN EHS ADMINISTRATION
Project Number: 95074-1111
Project Name: MANHATTAN SAFETY KLEEN
Project Location: TAMPA, FL
Test: SAFETY KLEEN (8240)
Analysis Method: 8240 / SW-846, 3rd Edition, September 1986 and Rev. 1, July 1992
Extraction Method: N/A
Matrix: GROUNDWATER
QC Level: II

Lab Id: 010
Client Sample Id: EQUIP BLANK B. 112995
Sample Date/Time: 29-NOV-95 0910
Received Date: 30-NOV-95

Batch: VIW098
Blank: A
Dry Weight %: N/A
Extraction Date: N/A
Analysis Date: 11-DEC-95

Parameter:	Units:	Results:	Rpt Lmts:	Q:
ACETONE	UG/L	ND	10	
BENZENE	UG/L	ND	1	
CARBON DISULFIDE	UG/L	ND	1	
CHLOROBENZENE	UG/L	ND	1	
1,1-DICHLOROETHENE	UG/L	ND	1	
ETHYL BENZENE	UG/L	ND	1	
METHYLENE CHLORIDE	UG/L	ND	3	
TETRACHLOROETHENE	UG/L	ND	1	
1,1,1-TRICHLOROETHANE	UG/L	ND	5	
TOTAL XYLENES	UG/L	ND	2	
1,2-DICHLOROBENZENE	UG/L	ND	3	
1,3-DICHLOROBENZENE	UG/L	ND	3	
1,4-DICHLOROBENZENE	UG/L	ND	5	
BROMOFLUOROBENZENE	%REC/SURR	102	86-115	
1,2-DICHLOROETHANE-D4	%REC/SURR	95	76-114	
TOLUENE-D8	%REC/SURR	105	88-110	
ANALYST	INITIALS	PL		

Comments:

"FINAL REPORT FORMAT - SINGLE"

Accession: 512067
Client: SAFETY-KLEEN EHS ADMINISTRATION
Project Number: 95074-1111
Project Name: MANHATTAN SAFETY KLEEN
Project Location: TAMPA, FL
Test: SAFETY KLEEN (8240)
Analysis Method: 8240 / SW-846, 3rd Edition, September 1986 and Rev. 1, July 1992
Extraction Method: N/A
Matrix: GROUNDWATER
QC Level: II

Lab Id: 011
Client Sample Id: P.O.C-2. 112995
Sample Date/Time: 29-NOV-95 1040
Received Date: 30-NOV-95

Batch: VIW098
Blank: A
Dry Weight %: N/A
Extraction Date: N/A
Analysis Date: 12-DEC-95

Parameter:	Units:	Results:	Rpt Lmts:	Q:
ACETONE	UG/L	ND	10	
BENZENE	UG/L	1	1	
CARBON DISULFIDE	UG/L	ND	1	
CHLOROBENZENE	UG/L	10	1	
1,1-DICHLOROETHENE	UG/L	ND	1	
ETHYL BENZENE	UG/L	4	1	
METHYLENE CHLORIDE	UG/L	ND	3	
TETRACHLOROETHENE	UG/L	ND	1	
1,1,1-TRICHLOROETHANE	UG/L	ND	5	
TOTAL XYLENES	UG/L	6	2	
1,2-DICHLOROBENZENE	UG/L	ND	3	
1,3-DICHLOROBENZENE	UG/L	ND	3	
1,4-DICHLOROBENZENE	UG/L	ND	5	
BROMOFLUOROBENZENE	%REC/SURR	102	86-115	
1,2-DICHLOROETHANE-D4	%REC/SURR	94	76-114	
TOLUENE-D8	%REC/SURR	101	88-110	
ANALYST	INITIALS	PL		

Comments:

"FINAL REPORT FORMAT - SINGLE"

Accession: 512067
Client: SAFETY-KLEEN EHS ADMINISTRATION
Project Number: 95074-1111
Project Name: MANHATTAN SAFETY KLEEN
Project Location: TAMPA, FL
Test: SAFETY KLEEN (8240)
Analysis Method: 8240 / SW-846, 3rd Edition, September 1986 and Rev. 1, July 1992
Extraction Method: N/A
Matrix: GROUNDWATER
QC Level: II

Lab Id: 012
Client Sample Id: DUPLICATE. 112995
Sample Date/Time: 29-NOV-95 N/A
Received Date: 30-NOV-95

Batch: VIW098
Blank: A
Dry Weight %: N/A
Extraction Date: N/A
Analysis Date: 12-DEC-95

Parameter:	Units:	Results:	Rpt Lmts:	Q:
ACETONE	UG/L	ND	10	
BENZENE	UG/L	1	1	
CARBON DISULFIDE	UG/L	ND	1	
CHLOROBENZENE	UG/L	8	1	
1,1-DICHLOROETHENE	UG/L	ND	1	
ETHYL BENZENE	UG/L	4	1	
METHYLENE CHLORIDE	UG/L	ND	3	
TETRACHLOROETHENE	UG/L	ND	1	
1,1,1-TRICHLOROETHANE	UG/L	ND	5	
TOTAL XYLENES	UG/L	4	2	
1,2-DICHLOROBENZENE	UG/L	ND	3	
1,3-DICHLOROBENZENE	UG/L	ND	3	
1,4-DICHLOROBENZENE	UG/L	ND	5	
BROMOFLUOROBENZENE	%REC/SURR	95	86-115	
1,2-DICHLOROETHANE-D4	%REC/SURR	97	76-114	
TOLUENE-D8	%REC/SURR	104	88-110	
ANALYST	INITIALS	PL		

Comments:

"FINAL REPORT FORMAT - SINGLE"

Accession: 512067
Client: SAFETY-KLEEN EHS ADMINISTRATION
Project Number: 95074-1111
Project Name: MANHATTAN SAFETY KLEEN
Project Location: TAMPA, FL
Test: SAFETY KLEEN (8240)
Analysis Method: 8240 / SW-846, 3rd Edition, September 1986 and Rev. 1, July 1992
Extraction Method: N/A
Matrix: GROUNDWATER
QC Level: II

Lab Id: 013
Client Sample Id: P.O.C-3. 112995
Sample Date/Time: 29-NOV-95 1115
Received Date: 30-NOV-95

Batch: VIW098
Blank: A
Dry Weight %: N/A
Extraction Date: N/A
Analysis Date: 12-DEC-95

Parameter:	Units:	Results:	Rpt Lmts:	Q:
ACETONE	UG/L	ND	10	
BENZENE	UG/L	ND	1	
CARBON DISULFIDE	UG/L	ND	1	
CHLOROBENZENE	UG/L	6	1	
1,1-DICHLOROETHENE	UG/L	ND	1	
ETHYL BENZENE	UG/L	2	1	
METHYLENE CHLORIDE	UG/L	ND	3	
TETRACHLOROETHENE	UG/L	ND	1	
1,1,1-TRICHLOROETHANE	UG/L	ND	5	
TOTAL XYLENES	UG/L	10	2	
1,2-DICHLOROBENZENE	UG/L	ND	3	
1,3-DICHLOROBENZENE	UG/L	ND	3	
1,4-DICHLOROBENZENE	UG/L	ND	5	
BROMOFLUOROBENZENE	%REC/SURR	94	86-115	
1,2-DICHLOROETHANE-D4	%REC/SURR	90	76-114	
TOLUENE-D8	%REC/SURR	102	88-110	
ANALYST	INITIALS	PL		

Comments:

"FINAL REPORT FORMAT - SINGLE"

Accession: 512067
Client: SAFETY-KLEEN EHS ADMINISTRATION
Project Number: 95074-1111
Project Name: MANHATTAN SAFETY KLEEN
Project Location: TAMPA, FL
Test: SAFETY KLEEN (8240)
Analysis Method: 8240 / SW-846, 3rd Edition, September 1986 and Rev. 1, July 1992
Extraction Method: N/A
Matrix: WATER
QC Level: II

Lab Id: 014
Client Sample Id: TRIP BLANK
Sample Date/Time:
Received Date: 30-NOV-95

Batch: VIW098
Blank: A
Dry Weight %: N/A
Extraction Date: N/A
Analysis Date: 12-DEC-95

Parameter:	Units:	Results:	Rpt Lmts:	Q:
ACETONE	UG/L	ND	10	
BENZENE	UG/L	ND	1	
CARBON DISULFIDE	UG/L	ND	1	
CHLOROBENZENE	UG/L	ND	1	
1,1-DICHLOROETHENE	UG/L	ND	1	
ETHYL BENZENE	UG/L	ND	1	
METHYLENE CHLORIDE	UG/L	ND	3	
TETRACHLOROETHENE	UG/L	ND	1	
1,1,1-TRICHLOROETHANE	UG/L	ND	5	
TOTAL XYLENES	UG/L	ND	2	
1,2-DICHLOROBENZENE	UG/L	ND	3	
1,3-DICHLOROBENZENE	UG/L	ND	3	
1,4-DICHLOROBENZENE	UG/L	ND	5	
BROMOFLUOROBENZENE	%REC/SURR	94	86-115	
1,2-DICHLOROETHANE-D4	%REC/SURR	91	76-114	
TOLUENE-D8	%REC/SURR	110	88-110	
ANALYST	INITIALS	PL		

Comments:

"Method Report Summary"

Accession Number: 512067
Client: SAFETY-KLEEN EHS ADMINISTRATION
Project Number: 95074-1111
Project Name: MANHATTAN SAFETY KLEEN
Project Location: TAMPA, FL
Test: SAFETY KLEEN (8240)

Client Sample Id:	Parameter:	Unit:	Result:
SA-3. 112895	CARBON DISULFIDE	UG/L	5
SA-1. 112895	CARBON DISULFIDE	UG/L	11
SA-2. 112895	CARBON DISULFIDE	UG/L	23
DA-5D. 112895	ACETONE	UG/L	13
	CARBON DISULFIDE	UG/L	19
B6-1. 112895	CARBON DISULFIDE	UG/L	7
SA-4. 112895	CARBON DISULFIDE	UG/L	6
P.O.C-1. 112895	CARBON DISULFIDE	UG/L	5
DA-1A. 112895	ACETONE	UG/L	10
	CARBON DISULFIDE	UG/L	6
P.O.C-2. 112995	BENZENE	UG/L	1
	CHLOROBENZENE	UG/L	10
	ETHYL BENZENE	UG/L	4
	TOTAL XYLENES	UG/L	6
DUPLICATE. 112995	BENZENE	UG/L	1
	CHLOROBENZENE	UG/L	8
	ETHYL BENZENE	UG/L	4
	TOTAL XYLENES	UG/L	4
P.O.C-3. 112995	CHLOROBENZENE	UG/L	6
	ETHYL BENZENE	UG/L	2
	TOTAL XYLENES	UG/L	10

ANALYTICAL TECHNOLOGIES, INC. 11 East Olive Road Pensacola, Florida 32514 (904) 474-1001

Analysis Report

Analysis: SAFETY KLEEN BN/A EXTRACTABLES (8270)

Accession:	512067
Client:	SAFETY-KLEEN EHS ADMINISTRATION
Project Number:	95074-1111
Project Name:	MANHATTAN SAFETY KLEEN
Project Location:	TAMPA, FL
Department:	ORGANIC/MS

ANALYTICAL TECHNOLOGIES, INC. 11 East Olive Road Pensacola, Florida 32514 (904) 474-1001

"FINAL REPORT FORMAT - SINGLE"

Accession: 512067
Client: SAFETY-KLEEN EHS ADMINISTRATION
Project Number: 95074-1111
Project Name: MANHATTAN SAFETY KLEEN
Project Location: TAMPA, FL
Test: SAFETY KLEEN BN/A EXTRACTABLES (8270)
Analysis Method: 8270 / SW-846, 3rd Edition, September 1986 and Rev. 1, July 1992.
Extraction Method: 3520 / SW-846, 3rd Edition, September 1986 and Rev. 1, July, 1992.
Matrix: GROUNDWATER
QC Level: II

Lab Id: 001
Client Sample Id: SA-3. 112895

Sample Date/Time: 28-NOV-95 1130
Received Date: 30-NOV-95

Batch: ALW158
Blank: A

Dry Weight %: N/A

Extraction Date: 04-DEC-95
Analysis Date: 11-DEC-95

Parameter:	Units:	Results:	Rpt Lmts:	Q:
CRESYLIC ACID (CRESOL)	UG/L	ND	10	
2,4-DIMETHYLPHENOL	UG/L	ND	10	
2-METHYLNAPHTHALENE	UG/L	ND	10	
NAPHTHALENE	UG/L	ND	10	
2-NAPHTHYLAMINE	UG/L	ND	10	
4-METHYLPHENOL	UG/L	ND	10	
2-FLUOROPHENOL	%REC/SURR	93	21-100	
PHENOL-D6	%REC/SURR	80	10-100	
2,4,6-TRIBROMOPHENOL	%REC/SURR	97	10-123	
2-FLUOROBIPHENYL	%REC/SURR	80	43-116	
NITROBENZENE-D5	%REC/SURR	79	35-114	
TERPHENYL-D14	%REC/SURR	95	33-124	
ANALYST	INITIALS	LD		

Comments:

ANALYTICAL TECHNOLOGIES, INC. 11 East Olive Road Pensacola, Florida 32514 (904) 474-1001

"FINAL REPORT FORMAT - SINGLE"

Accession: 512067
Client: SAFETY-KLEEN EHS ADMINISTRATION
Project Number: 95074-1111
Project Name: MANHATTAN SAFETY KLEEN
Project Location: TAMPA, FL
Test: SAFETY KLEEN BN/A EXTRACTABLES (8270)
Analysis Method: 8270 / SW-846, 3rd Edition, September 1986 and Rev. 1, July 1992.
Extraction Method: 3520 / SW-846, 3rd Edition, September 1986 and Rev. 1, July, 1992.
Matrix: GROUNDWATER
QC Level: II

Lab Id: 002
Client Sample Id: SA-1. 112895

Sample Date/Time: 28-NOV-95 1210
Received Date: 30-NOV-95

Batch: ALW158
Blank: A

Dry Weight %: N/A

Extraction Date: 04-DEC-95
Analysis Date: 11-DEC-95

Parameter:	Units:	Results:	Rpt Lmts:	Q:
CRESYLIC ACID (CRESOL)	UG/L	ND	10	
2,4-DIMETHYLPHENOL	UG/L	ND	10	
2-METHYLNAPHTHALENE	UG/L	ND	10	
NAPHTHALENE	UG/L	ND	10	
2-NAPHTHYLAMINE	UG/L	ND	10	
4-METHYLPHENOL	UG/L	ND	10	
2-FLUOROPHENOL	%REC/SURR	95	21-100	
PHENOL-D6	%REC/SURR	86	10-100	
2,4,6-TRIBROMOPHENOL	%REC/SURR	110	10-123	
2-FLUOROBIPHENYL	%REC/SURR	66	43-116	
NITROBENZENE-D5	%REC/SURR	63	35-114	
TERPHENYL-D14	%REC/SURR	79	33-124	
ANALYST	INITIALS	LD		

Comments:

ANALYTICAL TECHNOLOGIES, INC. 11 East Olive Road Pensacola, Florida 32514 (904) 474-1001

"FINAL REPORT FORMAT - SINGLE"

Accession: 512067
Client: SAFETY-KLEEN EHS ADMINISTRATION
Project Number: 95074-1111
Project Name: MANHATTAN SAFETY KLEEN
Project Location: TAMPA, FL
Test: SAFETY KLEEN BN/A EXTRACTABLES (8270)
Analysis Method: 8270 / SW-846, 3rd Edition, September 1986 and Rev. 1, July 1992.
Extraction Method: 3520 / SW-846, 3rd Edition, September 1986 and Rev. 1, July, 1992.
Matrix: GROUNDWATER
QC Level: II

Lab Id: 003
Client Sample Id: SA-2. 112895

Sample Date/Time: 28-NOV-95 1315
Received Date: 30-NOV-95

Batch: ALW158
Blank: A

Dry Weight %: N/A

Extraction Date: 04-DEC-95
Analysis Date: 11-DEC-95

Parameter:	Units:	Results:	Rpt Lmts:	Q:
CRESYLIC ACID (CRESOL)	UG/L	ND	10	
2,4-DIMETHYLPHENOL	UG/L	ND	10	
2-METHYLNAPHTHALENE	UG/L	ND	10	
NAPHTHALENE	UG/L	ND	10	
2-NAPHTHYLAMINE	UG/L	ND	10	
4-METHYLPHENOL	UG/L	ND	10	
2-FLUOROPHENOL	%REC/SURR	83	21-100	
PHENOL-D6	%REC/SURR	78	10-100	
2,4,6-TRIBROMOPHENOL	%REC/SURR	93	10-123	
2-FLUOROBIPHENYL	%REC/SURR	86	43-116	
NITROBENZENE-D5	%REC/SURR	85	35-114	
TERPHENYL-D14	%REC/SURR	100	33-124	
ANALYST	INITIALS	LD		

Comments:

"FINAL REPORT FORMAT - SINGLE"

Accession: 512067
Client: SAFETY-KLEEN EHS ADMINISTRATION
Project Number: 95074-1111
Project Name: MANHATTAN SAFETY KLEEN
Project Location: TAMPA, FL
Test: SAFETY KLEEN BN/A EXTRACTABLES (8270)
Analysis Method: 8270 / SW-846, 3rd Edition, September 1986 and Rev. 1, July 1992.
Extraction Method: 3520 / SW-846, 3rd Edition, September 1986 and Rev. 1, July, 1992.
Matrix: GROUNDWATER
QC Level: II

Lab Id: 004
Client Sample Id: DA-5D. 112895
Sample Date/Time: 28-NOV-95 1330
Received Date: 30-NOV-95

Batch: ALW158
Blank: A
Dry Weight %: N/A
Extraction Date: 04-DEC-95
Analysis Date: 11-DEC-95

Parameter:	Units:	Results:	Rpt Lmts:	Q:
CRESYLIC ACID (CRESOL)	UG/L	ND	10	
2,4-DIMETHYLPHENOL	UG/L	ND	10	
2-METHYLNAPHTHALENE	UG/L	ND	10	
NAPHTHALENE	UG/L	ND	10	
2-NAPHTHYLAMINE	UG/L	ND	10	
4-METHYLPHENOL	UG/L	ND	10	
2-FLUOROPHENOL	%REC/SURR	85	21-100	
PHENOL-D6	%REC/SURR	83	10-100	
2,4,6-TRIBROMOPHENOL	%REC/SURR	107	10-123	
2-FLUOROBIPHENYL	%REC/SURR	99	43-116	
NITROBENZENE-D5	%REC/SURR	99	35-114	
TERPHENYL-D14	%REC/SURR	100	33-124	
ANALYST	INITIALS	LD		

Comments:

"FINAL REPORT FORMAT - SINGLE"

Accession: 512067
Client: SAFETY-KLEEN EHS ADMINISTRATION
Project Number: 95074-1111
Project Name: MANHATTAN SAFETY KLEEN
Project Location: TAMPA, FL
Test: SAFETY KLEEN BN/A EXTRACTABLES (8270)
Analysis Method: 8270 / SW-846, 3rd Edition, September 1986 and Rev. 1, July 1992.
Extraction Method: 3520 / SW-846, 3rd Edition, September 1986 and Rev. 1, July, 1992.
Matrix: GROUNDWATER
QC Level: II

Lab Id: 005
Client Sample Id: B6-1. 112895
Sample Date/Time: 28-NOV-95 1505
Received Date: 30-NOV-95

Batch: ALW158
Blank: A
Dry Weight %: N/A
Extraction Date: 04-DEC-95
Analysis Date: 11-DEC-95

Parameter:	Units:	Results:	Rpt Lmts:	Q:
CRESYLIC ACID (CRESOL)	UG/L	ND	10	
2,4-DIMETHYLPHENOL	UG/L	ND	10	
2-METHYLNAPHTHALENE	UG/L	ND	10	
NAPHTHALENE	UG/L	ND	10	
2-NAPHTHYLAMINE	UG/L	ND	10	
4-METHYLPHENOL	UG/L	ND	10	
2-FLUOROPHENOL	%REC/SURR	90	21-100	
PHENOL-D6	%REC/SURR	81	10-100	
2,4,6-TRIBROMOPHENOL	%REC/SURR	88	10-123	
2-FLUOROBIPHENYL	%REC/SURR	89	43-116	
NITROBENZENE-D5	%REC/SURR	86	35-114	
TERPHENYL-D14	%REC/SURR	104	33-124	
ANALYST	INITIALS	LD		

Comments:

"FINAL REPORT FORMAT - SINGLE"

Accession: 512067
Client: SAFETY-KLEEN EHS ADMINISTRATION
Project Number: 95074-1111
Project Name: MANHATTAN SAFETY KLEEN
Project Location: TAMPA, FL
Test: SAFETY KLEEN BN/A EXTRACTABLES (8270)
Analysis Method: 8270 / SW-846, 3rd Edition, September 1986 and Rev. 1, July 1992.
Extraction Method: 3520 / SW-846, 3rd Edition, September 1986 and Rev. 1, July, 1992.
Matrix: GROUNDWATER
QC Level: II

Lab Id: 006
Client Sample Id: SA-4. 112895

Sample Date/Time: 28-NOV-95 1555
Received Date: 30-NOV-95

Batch: ALW158
Blank: A

Dry Weight %: N/A

Extraction Date: 04-DEC-95
Analysis Date: 11-DEC-95

Parameter:	Units:	Results:	Rpt Lmts:	Q:
CRESYLIC ACID (CRESOL)	UG/L	ND	10	
2,4-DIMETHYLPHENOL	UG/L	ND	10	
2-METHYLNAPHTHALENE	UG/L	ND	10	
NAPHTHALENE	UG/L	ND	10	
2-NAPHTHYLAMINE	UG/L	ND	10	
4-METHYLPHENOL	UG/L	ND	10	
2-FLUOROPHENOL	%REC/SURR	84	21-100	
PHENOL-D6	%REC/SURR	16	10-100	(+)
2,4,6-TRIBROMOPHENOL	%REC/SURR	84	10-123	
2-FLUOROBIPHENYL	%REC/SURR	96	43-116	
NITROBENZENE-D5	%REC/SURR	95	35-114	
TERPHENYL-D14	%REC/SURR	99	33-124	
ANALYST	INITIALS	LD		

Comments:
(+) LOW SURROGATE RECOVERY DUE TO HYDROGEN EXCHANGE.

"FINAL REPORT FORMAT - SINGLE"

Accession: 512067
Client: SAFETY-KLEEN EHS ADMINISTRATION
Project Number: 95074-1111
Project Name: MANHATTAN SAFETY KLEEN
Project Location: TAMPA, FL
Test: SAFETY KLEEN BN/A EXTRACTABLES (8270)
Analysis Method: 8270 / SW-846, 3rd Edition, September 1986 and Rev. 1, July 1992.
Extraction Method: 3520 / SW-846, 3rd Edition, September 1986 and Rev. 1, July, 1992.
Matrix: GROUNDWATER
QC Level: II

Lab Id: 007
Client Sample Id: P.O.C-1. 112895

Sample Date/Time: 28-NOV-95 1645
Received Date: 30-NOV-95

Batch: ALW158
Blank: A

Dry Weight %: N/A

Extraction Date: 04-DEC-95
Analysis Date: 12-DEC-95

Parameter:	Units:	Results:	Rpt Lmts:	Q:
CRESYLIC ACID (CRESOL)	UG/L	ND	10	
2,4-DIMETHYLPHENOL	UG/L	ND	10	
2-METHYLNAPHTHALENE	UG/L	ND	10	
NAPHTHALENE	UG/L	ND	10	
2-NAPHTHYLAMINE	UG/L	ND	10	
4-METHYLPHENOL	UG/L	ND	10	
2-FLUOROPHENOL	%REC/SURR	80	21-100	
PHENOL-D6	%REC/SURR	68	10-100	
2,4,6-TRIBROMOPHENOL	%REC/SURR	89	10-123	
2-FLUOROBIPHENYL	%REC/SURR	86	43-116	
NITROBENZENE-D5	%REC/SURR	82	35-114	
TERPHENYL-D14	%REC/SURR	91	33-124	
ANALYST	INITIALS	LD		

Comments:

"FINAL REPORT FORMAT - SINGLE"

Accession: 512067
Client: SAFETY-KLEEN EHS ADMINISTRATION
Project Number: 95074-1111
Project Name: MANHATTAN SAFETY KLEEN
Project Location: TAMPA, FL
Test: SAFETY KLEEN BN/A EXTRACTABLES (8270)
Analysis Method: 8270 / SW-846, 3rd Edition, September 1986 and Rev. 1, July 1992.
Extraction Method: 3520 / SW-846, 3rd Edition, September 1986 and Rev. 1, July, 1992.
Matrix: GROUNDWATER
QC Level: II

Lab Id: 008
Client Sample Id: DA-1A. 112895

Sample Date/Time: 28-NOV-95 1720
Received Date: 30-NOV-95

Batch: ALW158
Blank: A

Dry Weight %: N/A

Extraction Date: 04-DEC-95
Analysis Date: 12-DEC-95

Parameter:	Units:	Results:	Rpt Lmts:	Q:
CRESYLIC ACID (CRESOL)	UG/L	ND	10	
2,4-DIMETHYLPHENOL	UG/L	ND	10	
2-METHYLNAPHTHALENE	UG/L	ND	10	
NAPHTHALENE	UG/L	ND	10	
2-NAPHTHYLAMINE	UG/L	ND	10	
4-METHYLPHENOL	UG/L	ND	10	
2-FLUOROPHENOL	%REC/SURR	75	21-100	
PHENOL-D6	%REC/SURR	69	10-100	
2,4,6-TRIBROMOPHENOL	%REC/SURR	88	10-123	
2-FLUOROBIPHENYL	%REC/SURR	89	43-116	
NITROBENZENE-D5	%REC/SURR	87	35-114	
TERPHENYL-D14	%REC/SURR	96	33-124	
ANALYST	INITIALS	LD		

Comments:

"FINAL REPORT FORMAT - SINGLE"

Accession: 512067
Client: SAFETY-KLEEN EHS ADMINISTRATION
Project Number: 95074-1111
Project Name: MANHATTAN SAFETY KLEEN
Project Location: TAMPA, FL
Test: SAFETY KLEEN BN/A EXTRACTABLES (8270)
Analysis Method: 8270 / SW-846, 3rd Edition, September 1986 and Rev. 1, July 1992.
Extraction Method: 3520 / SW-846, 3rd Edition, September 1986 and Rev. 1, July, 1992.
Matrix: GROUNDWATER
QC Level: II

Lab Id: 010
Client Sample Id: EQUIP BLANK B. 112995
Sample Date/Time: 29-NOV-95 0910
Received Date: 30-NOV-95

Batch: ALW158
Blank: A
Dry Weight %: N/A
Extraction Date: 04-DEC-95
Analysis Date: 12-DEC-95

Parameter:	Units:	Results:	Rpt Lmts:	Q:
CRESYLIC ACID (CRESOL)	UG/L	ND	10	
2,4-DIMETHYLPHENOL	UG/L	ND	10	
2-METHYLNAPHTHALENE	UG/L	ND	10	
NAPHTHALENE	UG/L	ND	10	
2-NAPHTHYLAMINE	UG/L	ND	10	
4-METHYLPHENOL	UG/L	ND	10	
2-FLUOROPHENOL	%REC/SURR	85	21-100	
PHENOL-D6	%REC/SURR	79	10-100	
2,4,6-TRIBROMOPHENOL	%REC/SURR	94	10-123	
2-FLUOROBIPHENYL	%REC/SURR	96	43-116	
NITROBENZENE-D5	%REC/SURR	98	35-114	
TERPHENYL-D14	%REC/SURR	105	33-124	
ANALYST	INITIALS	LD		

Comments:

"FINAL REPORT FORMAT - SINGLE"

Accession: 512067
Client: SAFETY-KLEEN EHS ADMINISTRATION
Project Number: 95074-1111
Project Name: MANHATTAN SAFETY KLEEN
Project Location: TAMPA, FL
Test: SAFETY KLEEN BN/A EXTRACTABLES (8270)
Analysis Method: 8270 / SW-846, 3rd Edition, September 1986 and Rev. 1, July 1992.
Extraction Method: 3520 / SW-846, 3rd Edition, September 1986 and Rev. 1, July, 1992.
Matrix: GROUNDWATER
QC Level: II

Lab Id: 011
Client Sample Id: P.O.C-2. 112995

Sample Date/Time: 29-NOV-95 1040
Received Date: 30-NOV-95

Batch: ALW158
Blank: A

Dry Weight %: N/A

Extraction Date: 04-DEC-95
Analysis Date: 12-DEC-95

Parameter:	Units:	Results:	Rpt Lmts:	Q:
CRESYLIC ACID (CRESOL)	UG/L	ND	10	
2,4-DIMETHYLPHENOL	UG/L	ND	10	
2-METHYLNAPHTHALENE	UG/L	ND	10	
NAPHTHALENE	UG/L	47	10	
2-NAPHTHYLAMINE	UG/L	ND	10	
4-METHYLPHENOL	UG/L	ND	10	
2-FLUOROPHENOL	%REC/SURR	75	21-100	
PHENOL-D6	%REC/SURR	73	10-100	
2,4,6-TRIBROMOPHENOL	%REC/SURR	70	10-123	
2-FLUOROBIPHENYL	%REC/SURR	64	43-116	
NITROBENZENE-D5	%REC/SURR	82	35-114	
TERPHENYL-D14	%REC/SURR	100	33-124	
ANALYST	INITIALS	LD		

Comments:

"FINAL REPORT FORMAT - SINGLE"

Accession: 512067
Client: SAFETY-KLEEN EHS ADMINISTRATION
Project Number: 95074-1111
Project Name: MANHATTAN SAFETY KLEEN
Project Location: TAMPA, FL
Test: SAFETY KLEEN BN/A EXTRACTABLES (8270)
Analysis Method: 8270 / SW-846, 3rd Edition, September 1986 and Rev. 1, July 1992.
Extraction Method: 3520 / SW-846, 3rd Edition, September 1986 and Rev. 1, July, 1992.
Matrix: GROUNDWATER
QC Level: II

Lab Id: 012
Client Sample Id: DUPLICATE. 112995

Sample Date/Time: 29-NOV-95 N/A
Received Date: 30-NOV-95

Batch: ALW158
Blank: A

Dry Weight %: N/A

Extraction Date: 04-DEC-95
Analysis Date: 12-DEC-95

Parameter:	Units:	Results:	Rpt Lmts:	Q:
CRESYLIC ACID (CRESOL)	UG/L	ND	10	
2,4-DIMETHYLPHENOL	UG/L	ND	10	
2-METHYLNAPHTHALENE	UG/L	ND	10	
NAPHTHALENE	UG/L	20	10	
2-NAPHTHYLAMINE	UG/L	ND	10	
4-METHYLPHENOL	UG/L	ND	10	
2-FLUOROPHENOL	%REC/SURR	81	21-100	
PHENOL-D6	%REC/SURR	76	10-100	
2,4,6-TRIBROMOPHENOL	%REC/SURR	97	10-123	
2-FLUOROBIPHENYL	%REC/SURR	89	43-116	
NITROBENZENE-D5	%REC/SURR	83	35-114	
TERPHENYL-D14	%REC/SURR	98	33-124	
ANALYST	INITIALS	LD		

Comments:

"FINAL REPORT FORMAT - SINGLE"

Accession: 512067
Client: SAFETY-KLEEN EHS ADMINISTRATION
Project Number: 95074-1111
Project Name: MANHATTAN SAFETY KLEEN
Project Location: TAMPA, FL
Test: SAFETY KLEEN BN/A EXTRACTABLES (8270)
Analysis Method: 8270 / SW-846, 3rd Edition, September 1986 and Rev. 1, July 1992.
Extraction Method: 3520 / SW-846, 3rd Edition, September 1986 and Rev. 1, July, 1992.
Matrix: GROUNDWATER
QC Level: II

Lab Id: 013
Client Sample Id: P.O.C-3. 112995

Sample Date/Time: 29-NOV-95 1115
Received Date: 30-NOV-95

Batch: ALW158
Blank: A

Dry Weight %: N/A

Extraction Date: 04-DEC-95
Analysis Date: 12-DEC-95

Parameter:	Units:	Results:	Rpt Lmts:	Q:
CRESYLIC ACID (CRESOL)	UG/L	ND	10	
2,4-DIMETHYLPHENOL	UG/L	ND	10	
2-METHYLNAPHTHALENE	UG/L	ND	10	
NAPHTHALENE	UG/L	ND	10	
2-NAPHTHYLAMINE	UG/L	ND	10	
4-METHYLPHENOL	UG/L	ND	10	
2-FLUOROPHENOL	%REC/SURR	77	21-100	
PHENOL-D6	%REC/SURR	73	10-100	
2,4,6-TRIBROMOPHENOL	%REC/SURR	81	10-123	
2-FLUOROBIPHENYL	%REC/SURR	98	43-116	
NITROBENZENE-D5	%REC/SURR	87	35-114	
TERPHENYL-D14	%REC/SURR	96	33-124	
ANALYST	INITIALS	LD		

Comments:

ANALYTICAL TECHNOLOGIES, INC. 11 East Olive Road Pensacola, Florida 32514 (904) 474-1001

"Method Report Summary"

Accession Number: 512067
Client: SAFETY-KLEEN EHS ADMINISTRATION
Project Number: 95074-1111
Project Name: MANHATTAN SAFETY KLEEN
Project Location: TAMPA, FL
Test: SAFETY KLEEN BN/A EXTRACTABLES (8270)

Client Sample Id:	Parameter:	Unit:	Result:
P.O.C-2. 112995	NAPHTHALENE	UG/L	47
DUPLICATE. 112995	NAPHTHALENE	UG/L	20

ANALYTICAL TECHNOLOGIES, INC. 11 East Olive Road Pensacola, Florida 32514 (904) 474-1001

Quality Control Report

Analysis: Group of Single Wetchem

Accession:	512067
Client:	SAFETY-KLEEN EHS ADMINISTRATION
Project Number:	95074-1111
Project Name:	MANHATTAN SAFETY KLEEN
Project Location:	TAMPA, FL
Department:	WET CHEM

ANALYTICAL TECHNOLOGIES, INC. 11 East Olive Road Pensacola, Florida 32514 (904) 474-1001

Date 11-Dec-95

"WetChem Quality Control Report"

Parameter:	SULFIDE	TURBIDITY
Batch Id:	FWW039	TBW064
Blank Result:	<1	<0.5
Anal. Method:	9030	180.1
Prep. Method:	N/A	N/A
Analysis Date:	05-DEC-95	30-NOV-95
Prep. Date:	05-DEC-95	30-NOV-95

Sample Duplication

Sample Dup:	512067-1	512062-2
Rept Limit:	<2#	<0.5
Sample Result:	<1	31
Dup Result:	<1	31
Sample RPD:	N/C	0
Max RPD:	2	5
Dry Weight%	N/A	N/A

Matrix Spike

Sample Spiked:	N/A	N/A
Rept Limit:	N/A	N/A
Sample Result:		
Spiked Result:		
Spike Added:		
% Recovery:		
% Rec Limits:		
Dry Weight%		

ICV

ICV Result:	21	4.3
True Result:	20	4.0
% Recovery:	105	108
% Rec Limits:	90-110	90-110

LCS

LCS Result:		
True Result:		
% Recovery:		
% Rec Limits:		

----- Common Footnotes WetChem -----

N/A = NOT APPLICABLE.
N/S = NOT SUBMITTED.
N/C = SAMPLE AND DUPLICATE RESULTS ARE AT OR BELOW ATI REPORTING LIMIT; THEREFORE, THE RPD IS "NOT CALCULABLE" AND NO CONTROL LIMITS APPLY.
N/D = NOT DETECTED.
DISS. OR D = DISSOLVED
T & D = TOTAL AND DISSOLVED
R = REACTIVE
T = TOTAL
G = SAMPLE AND/OR DUPLICATE RESULT IS BELOW 5 X ATI REPORTING LIMIT AND THE ABSOLUTE DIFFERENCE BETWEEN THE SAMPLE AND DUPLICATE RESULT IS AT OR BELOW ATI REPORTING LIMIT; THEREFORE, THE RESULTS ARE "IN CONTROL".
Q = THE ANALYTICAL (POST-DIGESTION) SPIKE IS REPORTED DUE TO PERCENT RECOVERY BEING OUTSIDE ACCEPTANCE LIMITS ON THE MATRIX (PRE-DIGESTION) SPIKE.
# = ELEVATED REPORTING LIMIT DUE TO INSUFFICIENT SAMPLE.
+ = ELEVATED REPORTING LIMIT DUE TO DILUTION INTO CALIBRATION RANGE.
* = ELEVATED REPORTING LIMIT DUE TO MATRIX INTERFERENCE. (DILUTION PRIOR TO ANALYSIS)
@ = ADJUSTED REPORTING LIMIT DUE TO SAMPLE MATRIX. (DILUTION PRIOR TO DIGESTION)
P = ANALYTICAL (POST DIGESTION) SPIKE.
I = DUPLICATE INJECTION.
& = AUTOMATED
F = SAMPLE SPIKED > 4 X SPIKE CONCENTRATION.
N/C+ = NOT CALCULABLE
N/C* = NOT CALCULABLE; SAMPLE SPIKED > 4 X SPIKE CONCENTRATION.
H = SAMPLE AND/OR DUPLICATE RESULT IS BELOW 5 X ATI REPORTING LIMIT AND THE ABSOLUTE DIFFERENCE BETWEEN THE RESULTS EXCEEDS THE ATI REPORTING LIMIT; THEREFORE, THE RESULTS ARE "OUT OF CONTROL".
A = SAMPLE AND DUPLICATE RESULTS ARE "OUT OF CONTROL".
Z = THE SAMPLE RESULT FOR THE SPIKE IS BELOW THE REPORTING LIMIT. HOWEVER, THIS RESULT IS REPORTED FOR ACCURATE QC CALCULATIONS.
NH= SAMPLE AND / OR DUPLICATE RESULT IS BELOW 5 X ATI REPORTING LIMIT AND THE ABSOLUTE DIFFERENCE BETWEEN THE RESULTS EXCEEDS THE ATI REPORTING LIMIT; THEREFORE, THE RESULTS ARE "OUT OF CONTROL". SAMPLE IS NON-HOMOGENEOUS.
(*) = DETECTION LIMITS RAISED DUE TO CLP METHOD NOT REQUIRING A CONCENTRATION STEP FOR CN.

(CA) = SEE CORRECTIVE ACTIONS FORM.

SW-846, 3rd Edition, September 1986 and Revision 1, July 1992.
EPA 600/4-79-020, Revised March 1983.
STANDARD METHODS, 17TH ED., 1989
NIOSH Manual of Analytical Methods, 3rd Edition.
ANNUAL BOOK OF ASTM STANDARDS, VOLUME 11.01, 1991.

1. COLIFORM. COLIFORM PRECISION IS MEASURED BY THE ABSOLUTE DIFFERENCE BETWEEN THE LOGARITHM OF COLONIES PER 100 MLS OF SAMPLE ON DUPLICATE PLATES.

2. PH. PH PRECISION IS MEASURED BY THE ABSOLUTE DIFFERENCE BETWEEN THE SAMPLE AND DUPLICATE ANALYSIS.

3. FLASHPOINT. FLASHPOINT PRECISION IS MEASURED BY THE ABSOLUTE DIFFERENCE BETWEEN THE SAMPLE AND DUPLICATE ANALYSIS. IF FLASHPOINT IS LESS THAN 25 DEGREES CELSIUS, THE DETECTION LIMIT BECOMES THE INITIAL STARTING TEMPERATURE.

RPD = RELATIVE PERCENT DIFFERENCE (OR DEVIATION).

RPT LIMIT = REPORTING LIMITS BASED ON METHOD DETECTION LIMIT STUDIES.

DPH = DOLLY P. HWANG	SG = SCOTT GRESHAM	RB = REBECCA BROWN
NC = NICOLE CALL	NSB = NANCY S. BUTLER	MM = MARY MOLONEY
CF = CHRISTINE FOSTER	ED = ESTHER DANTIN	AB = ANDY BROTHERTON

ANALYTICAL TECHNOLOGIES, INC. 11 East Olive Road Pensacola, Florida 32514 (904) 474-1001

Quality Control Report

Analysis: Group of Single Metals

Accession:	512067
Client:	SAFETY-KLEEN EHS ADMINISTRATION
Project Number:	95074-1111
Project Name:	MANHATTAN SAFETY KLEEN
Project Location:	TAMPA, FL
Department:	METALS

ANALYTICAL TECHNOLOGIES, INC. 11 East Olive Road Pensacola, Florida 32514 (904) 474-1001

"Metals Quality Control Report"

Parameter:	ARSENIC	BARIUM	BERYLLIUM	CADMIUM	CHROMIUM	COPPER
Batch Id:	R7W373	B6W258	Y6W258	C6W258	H6W258	F6W258
Blank Result:	<0.005	<0.01	<0.004	<0.005	<0.01	<0.01
Anal. Method:	7060	6010	6010	6010	6010	6010
Prep. Method:	3020	3010	3010	3010	3010	3010
Analysis Date:	08-DEC-95	05-DEC-95	05-DEC-95	05-DEC-95	05-DEC-95	05-DEC-95
Prep. Date:	07-DEC-95	04-DEC-95	04-DEC-95	04-DEC-95	04-DEC-95	04-DEC-95
Sample Duplication						
Sample Dup:	512062-2	512123-1	512123-1	512123-1	512123-1	512123-1
Rept Limit:	<0.005	<0.01	<0.004	<0.005	<0.01	<0.01
Sample Result:	0.038	1.9	1.9	2.0	2.0	1.9
Dup Result:	0.037	1.9	1.9	2.0	2.0	1.9
Sample RPD:	3	0	0	0	0	0
Max RPD:	20	20	20	20	20	20
Dry Weight%	N/A	N/A	N/A	N/A	N/A	N/A
Matrix Spike						
Sample Spiked:	512062-2	512123-1	512123-1	512123-1	512123-1	512123-1
Rept Limit:	<0.005	<0.01	<0.004	<0.005	<0.01	<0.01
Sample Result:	<0.005	0.01	<0.004	<0.005	<0.01	0.04
Spiked Result:	0.038	1.9	1.9	2.0	2.0	1.9
Spike Added:	0.040	2.0	2.0	2.0	2.0	2.0
% Recovery:	95	95	95	100	100	93
% Rec Limits:	75-125	75-125	75-125	75-125	75-125	75-125
Dry Weight%	N/A	N/A	N/A	N/A	N/A	N/A
ICV						
ICV Result:	0.039	4.6	4.9	4.8	4.8	4.7
True Result:	0.040	5.0	5.0	5.0	5.0	5.0
% Recovery:	98	92	98	96	96	94
% Rec Limits:	90-110	90-110	90-110	90-110	90-110	90-110
LCS						
LCS Result:	0.038	1.9	1.9	1.9	2.0	1.9
True Result:	0.040	2.0	2.0	2.0	2.0	2.0
% Recovery:	95	95	95	95	100	95
% Rec Limits:	80-120	80-120	80-120	80-120	80-120	80-120

ANALYTICAL TECHNOLOGIES, INC. 11 East Olive Road Pensacola, Florida 32514 (904) 474-1001

"Metals Quality Control Report"

Parameter:	NICKEL	LEAD	VANADIUM	ZINC
Batch Id:	E6W258	P7W373	V6W258	56W258
Blank Result:	<0.02	<0.003	<0.01	<0.02
Anal. Method:	6010	7421	6010	6010
Prep. Method:	3010	3020	3010	3010
Analysis Date:	05-DEC-95	08-DEC-95	05-DEC-95	05-DEC-95
Prep. Date:	04-DEC-95	07-DEC-95	04-DEC-95	04-DEC-95
Sample Duplication				
Sample Dup:	512123-1	512062-2	512123-1	512123-1
Rept Limit:	<0.02	<0.003	<0.01	<0.02
Sample Result:	2.0	0.020	2.0	2.0
Dup Result:	2.0	0.020	2.0	2.0
Sample RPD:	0	0	0	0
Max RPD:	20	20	20	20
Dry Weight%	N/A	N/A	N/A	N/A
Matrix Spike				
Sample Spiked:	512123-1	512062-2	512123-1	512123-1
Rept Limit:	<0.02	<0.003	<0.01	<0.02
Sample Result:	<0.02	<0.003	<0.01	<0.02
Spiked Result:	2.0	0.020	2.0	2.0
Spike Added:	2.0	0.020	2.0	2.0
% Recovery:	100	100	100	100
% Rec Limits:	75-125	75-125	75-125	75-125
Dry Weight%	N/A	N/A	N/A	N/A
ICV				
ICV Result:	4.7	0.037	4.6	5.0
True Result:	5.0	0.040	5.0	5.0
% Recovery:	94	93	92	100
% Rec Limits:	90-110	90-110	90-110	90-110
LCS				
LCS Result:	2.0	0.016	1.9	2.0
True Result:	2.0	0.020	2.0	2.0
% Recovery:	100	80	95	100
% Rec Limits:	80-120	80-120	80-120	80-120

"Quality Control Comments"

Batch Id:	Comments:
R7W373	ANALYST: LV
R7W373	The results reported under "Sample Duplication" are the MS/MSD.
B6W258	ANALYST: JR
B6W258	The results reported under "Sample Duplication" are the MS/MSD.
Y6W258	ANALYST: JR
Y6W258	The results reported under "Sample Duplication" are the MS/MSD.
C6W258	ANALYST: JR
C6W258	The results reported under "Sample Duplication" are the MS/MSD.
H6W258	ANALYST: JR
H6W258	The results reported under "Sample Duplication" are the MS/MSD.
F6W258	ANALYST: JR
F6W258	The results reported under "Sample Duplication" are the MS/MSD.
E6W258	ANALYST: JR
E6W258	The results reported under "Sample Duplication" are the MS/MSD.
P7W373	ANALYST: GJ
P7W373	The results reported under "Sample Duplication" are the MS/MSD.
V6W258	ANALYST: JR
V6W258	The results reported under "Sample Duplication" are the MS/MSD.
56W258	ANALYST: JR
56W258	The results reported under "Sample Duplication" are the MS/MSD.

----- Common Footnotes Metals -----

N/A = NOT APPLICABLE.
N/S = NOT SUBMITTED.
N/C = SAMPLE AND DUPLICATE RESULTS ARE AT OR BELOW ATI REPORTING LIMIT; THEREFORE, THE RPD IS "NOT CALCULABLE" AND NO CONTROL LIMITS APPLY.
N/D = NOT DETECTED.
DISS. OR D = DISSOLVED
T & D = TOTAL AND DISSOLVED
R = REACTIVE
T = TOTAL
G = SAMPLE AND/OR DUPLICATE RESULT IS BELOW 5 X ATI REPORTING LIMIT AND THE ABSOLUTE DIFFERENCE BETWEEN THE SAMPLE AND DUPLICATE RESULT IS AT OR BELOW ATI REPORTING LIMIT; THEREFORE, THE RESULTS ARE "IN CONTROL".
Q = THE ANALYTICAL (POST-DIGESTION) SPIKE IS REPORTED DUE TO PERCENT RECOVERY BEING OUTSIDE ACCEPTANCE LIMITS ON THE MATRIX (PRE-DIGESTION) SPIKE.
# = ELEVATED REPORTING LIMIT DUE TO INSUFFICIENT SAMPLE.
+ = ELEVATED REPORTING LIMIT DUE TO DILUTION INTO CALIBRATION RANGE.
* = ELEVATED REPORTING LIMIT DUE TO MATRIX INTERFERENCE. (DILUTION PRIOR TO ANALYSIS)
@ = ADJUSTED REPORTING LIMIT DUE TO SAMPLE MATRIX. (DILUTION PRIOR TO DIGESTION)
P = ANALYTICAL (POST DIGESTION) SPIKE.
I = DUPLICATE INJECTION.
& = AUTOMATED
F = SAMPLE SPIKED > 4 X SPIKE CONCENTRATION.
N/C+ = NOT CALCULABLE
N/C* = NOT CALCULABLE; SAMPLE SPIKED > 4 X SPIKE CONCENTRATION.
H = SAMPLE AND/OR DUPLICATE RESULT IS BELOW 5 X ATI REPORTING LIMIT AND THE ABSOLUTE DIFFERENCE BETWEEN THE RESULTS EXCEEDS THE ATI REPORTING LIMIT; THEREFORE, THE RESULTS ARE "OUT OF CONTROL".
A = SAMPLE AND DUPLICATE RESULTS ARE "OUT OF CONTROL".
Z = THE SAMPLE RESULT FOR THE SPIKE IS BELOW THE REPORTING LIMIT. HOWEVER, THIS RESULT IS REPORTED FOR ACCURATE QC CALCULATIONS.
NH= SAMPLE AND / OR DUPLICATE RESULT IS BELOW 5 X ATI REPORTING LIMIT AND THE ABSOLUTE DIFFERENCE BETWEEN THE RESULTS EXCEEDS THE ATI REPORTING LIMIT; THEREFORE, THE RESULTS ARE "OUT OF CONTROL". SAMPLE IS NON-HOMOGENEOUS.
J = (FLORIDA DEP 'J' FLAG) - MATRIX SPIKE AND POST SPIKE RECOVERY IS OUT OF THE ACCEPTABLE RANGE. SEE OUT OF CONTROL EVENTS FORM.
S = METHOD OF STANDARD ADDITIONS (MSA) WAS PERFORMED ON THIS SAMPLE.

FROM ANALYSIS REPORT:
RL= REPORTING LIMIT BASED ON METHOD DETECTION LIMIT STUDIES.
Q= QUALIFIER (FOOTNOTE)

FROM QUALITY CONTROL REPORT:
RPD= RELATIVE PERCENT DEVIATION.
RPT LIMIT= REPORTING LIMIT BASED ON METHOD DETECTION LIMIT STUDIES.

NOTE: THE UNITS REPORTED ON THE QUALITY CONTROL REPORT ARE REPORTED ON AN AS RUN BASIS.

SW-846, 3rd Edition, September 1986 and Revision 1, July 1992.
EPA 600/4-79-020, Revised March 1983.
NIOSH Manual of Analytical Methods, 3rd Edition.

GJ = GARY JACOBS
JLH = JAMES L. HERED
JR = JOHN REED
LV = LASSANDRA VON APPEN

ANALYTICAL TECHNOLOGIES, INC. 11 East Olive Road Pensacola, Florida 32514 (904) 474-1001

Quality Control Report

Analysis: MINERAL SPIRITS (SAFETY KLEEN) C9-C13

Accession:	512067
Client:	SAFETY-KLEEN EHS ADMINISTRATION
Project Number:	95074-1111
Project Name:	MANHATTAN SAFETY KLEEN
Project Location:	TAMPA, FL
Department:	SEMI-VOLATILE FUELS

ANALYTICAL TECHNOLOGIES, INC. 11 East Olive Road Pensacola, Florida 32514 (904) 474-1001

Date 11-Dec-95

"QC Report"

Title: Water Blank
Batch: FPW156
Analysis Method: 8015 / SW 846, 3rd Edition, September 1986 and Revision 1, July 1992
Extraction Method: 3510 / SW-846, 3rd Edition, September 1986 and Revision 1, July 1992

Blank Id: A Date Analyzed: 04-DEC-95 Date Extracted: 01-DEC-95

Parameters:	Units:	Results:	Reporting Limits:
TOTAL PETROLEUM HYDROCARBON	UG/L	ND	100
ORTHO TER PHENYL	%REC/SURR	99	37-140
ANALYST	INITIALS	BV	

Comments:

ANALYTICAL TECHNOLOGIES, INC. 11 East Olive Road Pensacola, Florida 32514 (904) 474-1001

Date 11-Dec-95

"QC Report"

Title: Water Reagent
Batch: FPW156
Analysis Method: 8015 / SW 846, 3rd Edition, September 1986 and Revision 1, July 1992
Extraction Method: 3510 / SW-846, 3rd Edition, September 1986 and Revision 1, July 1992

RS Date Analyzed: 04-DEC-95
RSD Date Analyzed: 04-DEC-95

RS Date Extracted: 01-DEC-95
RSD Date Extracted: 01-DEC-95

Parameters:	Spike Added	Sample Conc	RS Conc	RS %Rec	RSD Conc	RSD %Rec	RPD	RPD Lmts	Rec Lmts
TOTAL PETROLEUM HYDROCARBON	305	<100	225	74	234	77	4	30	57-122
Surrogates:									
ORTHO TER PHENYL				124		127			37-140

Comments:

Notes:
N/S = NOT SUBMITTED N/A = NOT APPLICABLE D = DILUTED OUT
UG/L = PARTS PER BILLION. < = LESS THAN REPORTING LIMIT.
* = VALUES OUTSIDE OF QUALITY CONTROL LIMITS.
SOURCES FOR CONTROL LIMITS ARE INTERNAL LABORATORY QUALITY ASSURANCE PROGRAM AND REFERENCED METHOD.

ANALYTICAL TECHNOLOGIES, INC. 11 East Olive Road Pensacola, Florida 32514 (904) 474-1001

"QC Report"

Title: Water Matrix
Batch: FPW156
Analysis Method: 8015 / SW 846, 3rd Edition, September 1986 and Revision 1, July 1992
Extraction Method: 3510 / SW-846, 3rd Edition, September 1986 and Revision 1, July 1992

Dry Weight %: N/A
Sample Spiked: 512067-5

MS Date Analyzed: 04-DEC-95
MSD Date Analyzed: 04-DEC-95

MS Date Extracted: 01-DEC-95
MSD Date Extracted: 01-DEC-95

Parameters:	Spike Added	Sample Conc	MS Conc	MS %Rec	MSD Conc	MSD %Rec	RPD	RPD Lmts	Rec Lmts
TOTAL PETROLEUM HYDROCARBON	305	<100	332	109	409	134	21	48	21-144
Surrogates:									
ORTHO TER PHENYL				84		92			37-140

Comments:

Notes:
N/S = NOT SUBMITTED N/A = NOT APPLICABLE D = DILUTED OUT
UG/L = PARTS PER BILLION. < = LESS THAN REPORTING LIMIT.
* = VALUES OUTSIDE OF QUALITY CONTROL LIMITS.
SOURCES FOR CONTROL LIMITS ARE INTERNAL LABORATORY QUALITY ASSURANCE PROGRAM AND REFERENCED METHOD.

Common notation for Organic reporting

N/S = NOT SUBMITTED
N/A = NOT APPLICABLE
D = DILUTED OUT
UG = MICROGRAMS
UG/L = PARTS PER BILLION.
UG/KG = PARTS PER BILLION.
MG/M3 = MILLIGRAM PER CUBIC METER.
PPMV = PART PER MILLION BY VOLUME.
MG/KG = PARTS PER MILLION.
MG/L = PARTS PER MILLION.
< = LESS THAN DETECTION LIMIT.
* = VALUES OUTSIDE OF QUALITY CONTROL LIMITS

SOURCES FOR CONTROL LIMITS ARE INTERNAL LABORATORY QUALITY ASSURANCE PROGRAM AND REFERENCED METHOD.

ORGANIC SOILS ARE REPORTED ON A DRYWEIGHT BASIS.

ND = NOT DETECTED ABOVE REPORTING LIMIT.

RPT LIMIT = REPORTING LIMITS BASED ON METHOD DETECTION LIMIT STUDIES.

RPD = RELATIVE PERCENT DIFFERENCE (OR DEVIATION)

ATI/GC/FID
ATI GAS CHROMATOGRAPHIC METHOD EMPLOYING DIRECT INJECTION ON COLUMN WITH FLAME IONIZATION DETECTOR (FID).

ATI/GC/FIX
ATI GAS CHROMATOGRAPHIC METHOD FOR ANALYSIS OF FIXED GASES EMPLOYING DIRECT INJECTION ON COLUMN WITH THERMAL CONDUCTIVITY DETECTOR (TCD) AND FLAME IONIZATION DETECTOR (FID).

ATI/GC/FPD
ATI GAS CHROMATOGRAPHIC METHOD EMPLOYING DIRECT INJECTION ON COLUMN WITH FLAME PHOTOMETRIC DETECTOR (FPD) IN SULFUR-SPECIFIC MODE.

ATI/GC/PID
ATI GAS CHROMATOGRAPHIC METHOD EMPLOYING DIRECT INJECTION ON COLUMN WITH PHOTOIONIZATION DETECTOR (PID).

ATI/GC/TCD
ATI GAS CHROMATOGRAPHIC METHOD EMPLOYING DIRECT INJECTION ON COLUMN WITH THERMAL CONDUCTIVITY DETECTOR (TCD).

LJT = LISA THOMASON
SW = STEVE WILHITE
KW = KAREN WADSWORTH
PL = PAUL LESCHENSKY
RW = ROBERT WOLFE
BV = BEN VAUGHN
KS = KENDALL SMITH
KK = KERRY KUST
DWB = DAVID W. BOWERS
RP = ROB PEREZ

ANALYTICAL TECHNOLOGIES, INC. 11 East Olive Road Pensacola, Florida 32514 (904) 474-1001

Quality Control Report

Analysis: SAFETY KLEEN (8240)

Accession:	512067
Client:	SAFETY-KLEEN EHS ADMINISTRATION
Project Number:	95074-1111
Project Name:	MANHATTAN SAFETY KLEEN
Project Location:	TAMPA, FL
Department:	ORGANIC/MS

ANALYTICAL TECHNOLOGIES, INC. 11 East Olive Road Pensacola, Florida 32514 (904) 474-1001

"QC Report"

Title: Water Blank
Batch: BUW085
Analysis Method: 8240 / SW-846, 3rd Edition, September 1986 and Rev. 1, July 1992
Extraction Method: N/A

Blank Id: A Date Analyzed: 08-DEC-95 Date Extracted: N/A

Parameters:	Units:	Results:	Reporting Limits:
ACETONE	UG/L	ND	10
ACETONITRILE	UG/L	ND	100
ACROLEIN	UG/L	ND	100
ACRYLONITRILE	UG/L	ND	100
ALLYL CHLORIDE	UG/L	ND	100
BENZENE	UG/L	ND	1
BIS(CHLOROMETHYL)ETHER	UG/L	ND	5
BROMODICHLOROMETHANE	UG/L	ND	1
BROMOFORM	UG/L	ND	2
BROMOMETHANE	UG/L	ND	1
CARBON DISULFIDE	UG/L	ND	1
CARBON TETRACHLORIDE	UG/L	ND	2
CHLOROBENZENE	UG/L	ND	1
CHLOROETHANE	UG/L	ND	1
2-CHLOROETHYLVINYL ETHER	UG/L	ND	5
CHLOROFORM	UG/L	ND	2
CHLOROMETHANE	UG/L	ND	2
CHLOROPRENE	UG/L	ND	5
DIBROMOCHLOROMETHANE	UG/L	ND	1
DIBROMOMETHANE	UG/L	ND	5
1,2-DIBROMO-3-CHLOROPROPANE	UG/L	ND	5
DICHLORODIFLUOROMETHANE	UG/L	ND	5
1,1-DICHLOROETHANE	UG/L	ND	1
1,2-DICHLOROETHANE	UG/L	ND	2
1,1-DICHLOROETHENE	UG/L	ND	1
1,2-DICHLOROETHENE (TOTAL)	UG/L	ND	2
1,2-DICHLOROPROPANE	UG/L	ND	2
CIS-1,3-DICHLOROPROPENE	UG/L	ND	1
TRANS-1,3-DICHLOROPROPENE	UG/L	ND	1
TRANS-1,4-DICHLORO-2-BUTENE	UG/L	ND	5
1,4-DIOXANE	UG/L	ND	10
ETHYLBENZENE	UG/L	ND	1
ETHYL METHACRYLATE	UG/L	ND	5
2-HEXANONE (MBK)	UG/L	ND	3
IODOMETHANE	UG/L	ND	5
ISOBUTYL ALCOHOL	UG/L	ND	10
METHACRYLONITRILE	UG/L	ND	5
METHYLENE CHLORIDE	UG/L	ND	3
METHYL ETHYL KETONE	UG/L	ND	3
METHYL METHACRYLATE	UG/L	ND	5
4-METHYL-2-PENTANONE (MIBK)	UG/L	ND	3
PROPIONITRILE	UG/L	ND	5
STYRENE	UG/L	ND	2
TETRACHLOROETHENE	UG/L	ND	1
1,1,1,2-TETRACHLOROETHANE	UG/L	ND	2
1,1,2,2-TETRACHLOROETHANE	UG/L	ND	2

ANALYTICAL TECHNOLOGIES, INC. 11 East Olive Road Pensacola, Florida 32514 (904) 474-1001

Date 15-Dec-95

"QC Report"

Title: Water Blank
Batch: BUW085
Analysis Method: 8240 / SW-846, 3rd Edition, September 1986 and Rev. 1, July 1992
Extraction Method: N/A

Parameters:	Units:	Results:	Reporting Limits:
TOLUENE	UG/L	ND	5
1,1,1-TRICHLOROETHANE	UG/L	ND	5
1,1,2-TRICHLOROETHANE	UG/L	ND	2
TRICHLOROETHENE	UG/L	ND	1
TRICHLOROFLUOROMETHANE	UG/L	ND	1
1,2,3 TRICHLOROPROPANE	UG/L	ND	5
VINYL ACETATE	UG/L	ND	2
VINYL CHLORIDE	UG/L	ND	1
XYLENES (TOTAL)	UG/L	ND	2
BROMOFLUOROBENZENE	%REC/SURR	92	86-115
1,2-DICHLOROETHANE-D4	%REC/SURR	90	76-114
TOLUENE-D8	%REC/SURR	98	88-110
ANALYST	INITIALS	LP	

Comments:

ANALYTICAL TECHNOLOGIES, INC. 11 East Olive Road Pensacola, Florida 32514 (904) 474-1001

"QC Report"

Title: Water Blank
Batch: VIW097
Analysis Method: 8240 / SW-846, 3rd Edition, September 1986 and Rev. 1, July 1992
Extraction Method: N/A

Blank Id: B Date Analyzed: 08-DEC-95 Date Extracted: N/A

Parameters:	Units:	Results:	Reporting Limits:
ACETONE	UG/L	ND	10
ACETONITRILE	UG/L	ND	100
ACROLEIN	UG/L	ND	100
ACRYLONITRILE	UG/L	ND	100
ALLYL CHLORIDE	UG/L	ND	100
BENZENE	UG/L	ND	1
BIS(CHLOROMETHYL)ETHER	UG/L	ND	5
BROMODICHLOROMETHANE	UG/L	ND	1
BROMOFORM	UG/L	ND	2
BROMOMETHANE	UG/L	ND	1
CARBON DISULFIDE	UG/L	ND	1
CARBON TETRACHLORIDE	UG/L	ND	2
CHLOROBENZENE	UG/L	ND	1
CHLOROETHANE	UG/L	ND	1
2-CHLOROETHYLVINYL ETHER	UG/L	ND	5
CHLOROFORM	UG/L	ND	2
CHLOROMETHANE	UG/L	ND	2
CHLOROPRENE	UG/L	ND	5
DIBROMOCHLOROMETHANE	UG/L	ND	1
DIBROMOMETHANE	UG/L	ND	5
1,2-DIBROMO-3-CHLOROPROPANE	UG/L	ND	5
DICHLORODIFLUOROMETHANE	UG/L	ND	5
1,1-DICHLOROETHANE	UG/L	ND	1
1,2-DICHLOROETHANE	UG/L	ND	2
1,1-DICHLOROETHENE	UG/L	ND	1
1,2-DICHLOROETHENE (TOTAL)	UG/L	ND	2
1,2-DICHLOROPROPANE	UG/L	ND	2
CIS-1,3-DICHLOROPROPENE	UG/L	ND	1
TRANS-1,3-DICHLOROPROPENE	UG/L	ND	1
TRANS-1,4-DICHLORO-2-BUTENE	UG/L	ND	5
1,4-DIOXANE	UG/L	ND	10
ETHYLBENZENE	UG/L	ND	1
ETHYL METHACRYLATE	UG/L	ND	5
2-HEXANONE (MBK)	UG/L	ND	3
IODOMETHANE	UG/L	ND	5
ISOBUTYL ALCOHOL	UG/L	ND	10
METHACRYLONITRILE	UG/L	ND	5
METHYLENE CHLORIDE	UG/L	ND	3
METHYL ETHYL KETONE	UG/L	ND	3
METHYL METHACRYLATE	UG/L	ND	5
4-METHYL-2-PENTANONE (MIBK)	UG/L	ND	3
PROPIONITRILE	UG/L	ND	5
STYRENE	UG/L	ND	2
TETRACHLOROETHENE	UG/L	ND	1
1,1,1,2-TETRACHLOROETHANE	UG/L	ND	2
1,1,2,2-TETRACHLOROETHANE	UG/L	ND	2

ANALYTICAL TECHNOLOGIES, INC. 11 East Olive Road Pensacola, Florida 32514 (904) 474-1001

Date 15-Dec-95

"QC Report"

Title: Water Blank
Batch: VIW097
Analysis Method: 8240 / SW-846, 3rd Edition, September 1986 and Rev. 1, July 1992
Extraction Method: N/A

Parameters:	Units:	Results:	Reporting Limits:
TOLUENE	UG/L	ND	5
1,1,1-TRICHLOROETHANE	UG/L	ND	5
1,1,2-TRICHLOROETHANE	UG/L	ND	2
TRICHLOROETHENE	UG/L	ND	1
TRICHLOROFLUOROMETHANE	UG/L	ND	1
1,2,3 TRICHLOROPROPANE	UG/L	ND	5
VINYL ACETATE	UG/L	ND	2
VINYL CHLORIDE	UG/L	ND	1
XYLENES (TOTAL)	UG/L	ND	2
BROMOFLUOROBENZENE	%REC/SURR	94	86-115
1,2-DICHLOROETHANE-D4	%REC/SURR	99	76-114
TOLUENE-D8	%REC/SURR	103	88-110
ANALYST	INITIALS	PL	

Comments:

"QC Report"

Title: Water Blank
Batch: VIW098
Analysis Method: 8240 / SW-846, 3rd Edition, September 1986 and Rev. 1, July 1992
Extraction Method: N/A

Blank Id: A Date Analyzed: 11-DEC-95 Date Extracted: N/A

Parameters:	Units:	Results:	Reporting Limits:
ACETONE	UG/L	ND	10
ACETONITRILE	UG/L	ND	100
ACROLEIN	UG/L	ND	100
ACRYLONITRILE	UG/L	ND	100
ALLYL CHLORIDE	UG/L	ND	100
BENZENE	UG/L	ND	1
BIS(CHLOROMETHYL)ETHER	UG/L	ND	5
BROMODICHLOROMETHANE	UG/L	ND	1
BROMOFORM	UG/L	ND	2
BROMOMETHANE	UG/L	ND	1
CARBON DISULFIDE	UG/L	ND	1
CARBON TETRACHLORIDE	UG/L	ND	2
CHLOROBENZENE	UG/L	ND	1
CHLOROETHANE	UG/L	ND	1
2-CHLOROETHYLVINYL ETHER	UG/L	ND	5
CHLOROFORM	UG/L	ND	2
CHLOROMETHANE	UG/L	ND	2
CHLOROPRENE	UG/L	ND	5
DIBROMOCHLOROMETHANE	UG/L	ND	1
DIBROMOMETHANE	UG/L	ND	5
1,2-DIBROMO-3-CHLOROPROPANE	UG/L	ND	5
DICHLORODIFLUOROMETHANE	UG/L	ND	5
1,1-DICHLOROETHANE	UG/L	ND	1
1,2-DICHLOROETHANE	UG/L	ND	2
1,1-DICHLOROETHENE	UG/L	ND	1
1,2-DICHLOROETHENE (TOTAL)	UG/L	ND	2
1,2-DICHLOROPROPANE	UG/L	ND	2
CIS-1,3-DICHLOROPROPENE	UG/L	ND	1
TRANS-1,3-DICHLOROPROPENE	UG/L	ND	1
TRANS-1,4-DICHLORO-2-BUTENE	UG/L	ND	5
1,4-DIOXANE	UG/L	ND	10
ETHYLBENZENE	UG/L	ND	1
ETHYL METHACRYLATE	UG/L	ND	5
2-HEXANONE (MBK)	UG/L	ND	3
IODOMETHANE	UG/L	ND	5
ISOBUTYL ALCOHOL	UG/L	ND	10
METHACRYLONITRILE	UG/L	ND	5
METHYLENE CHLORIDE	UG/L	ND	3
METHYL ETHYL KETONE	UG/L	ND	3
METHYL METHACRYLATE	UG/L	ND	5
4-METHYL-2-PENTANONE (MIBK)	UG/L	ND	3
PROPIONITRILE	UG/L	ND	5
STYRENE	UG/L	ND	2
TETRACHLOROETHENE	UG/L	ND	1
1,1,1,2-TETRACHLOROETHANE	UG/L	ND	2
1,1,2,2-TETRACHLOROETHANE	UG/L	ND	2

ANALYTICAL TECHNOLOGIES, INC. 11 East Olive Road Pensacola, Florida 32514 (904) 474-1001

"QC Report"

Title: Water Blank
Batch: VIW098
Analysis Method: 8240 / SW-846, 3rd Edition, September 1986 and Rev. 1, July 1992
Extraction Method: N/A

Parameters:	Units:	Results:	Reporting Limits:
TOLUENE	UG/L	ND	5
1,1,1-TRICHLOROETHANE	UG/L	ND	5
1,1,2-TRICHLOROETHANE	UG/L	ND	2
TRICHLOROETHENE	UG/L	ND	1
TRICHLOROFLUOROMETHANE	UG/L	ND	1
1,2,3 TRICHLOROPROPANE	UG/L	ND	5
VINYL ACETATE	UG/L	ND	2
VINYL CHLORIDE	UG/L	ND	1
XYLENES (TOTAL)	UG/L	ND	2
BROMOFLUOROBENZENE	%REC/SURR	100	86-115
1,2-DICHLOROETHANE-D4	%REC/SURR	95	76-114
TOLUENE-D8	%REC/SURR	102	88-110
ANALYST	INITIALS	PL	

Comments:

ANALYTICAL TECHNOLOGIES, INC. 11 East Olive Road Pensacola, Florida 32514 (904) 474-1001

"QC Report"

Title: Water Reagent
Batch: BUW085
Analysis Method: 8240 / SW-846, 3rd Edition, September 1986 and Rev. 1, July 1992
Extraction Method: N/A

RS Date Analyzed: 11-DEC-95
RSD Date Analyzed: 11-DEC-95

RS Date Extracted: N/A
RSD Date Extracted: N/A

Parameters:	Spike Added	Sample Conc	RS Conc	RS %Rec	RSD Conc	RSD %Rec	RPD	RPD Lmts	Rec Lmts
1,1-DICHLOROETHENE	50	<1	56	112	53	106	6	12	81-115
TRICHLOROETHENE	50	<1	55	110	52	104	6	15	90-115
BENZENE	50	<1	48	96	44	88	9	15	84-116
TOLUENE	50	<5	47	94	45	90	4	11	90-119
CHLOROBENZENE	50	<1	49	98	48	96	2	15	87-115
Surrogates:									
1,2-DICHLOROETHANE-D4				95		94			76-114
TOLUENE-D8				93		94			88-110
BROMOFLUOROBENZENE				94		91			86-115

Comments:

Notes:
N/S = NOT SUBMITTED N/A = NOT APPLICABLE D = DILUTED OUT
UG/L = PARTS PER BILLION. < = LESS THAN REPORTING LIMIT.
* = VALUES OUTSIDE OF QUALITY CONTROL LIMITS.
SOURCES FOR CONTROL LIMITS ARE INTERNAL LABORATORY QUALITY ASSURANCE PROGRAM AND REFERENCED METHOD.

ANALYTICAL TECHNOLOGIES, INC. 11 East Olive Road Pensacola, Florida 32514 (904) 474-1001

"QC Report"

Title: Water Reagent
Batch: VIW097
Analysis Method: 8240 / SW-846, 3rd Edition, September 1986 and Rev. 1, July 1992
Extraction Method: N/A

RS Date Analyzed: 07-DEC-95
RSD Date Analyzed: 07-DEC-95

RS Date Extracted: N/A
RSD Date Extracted: N/A

Parameters:	Spike Added	Sample Conc	RS Conc	RS %Rec	RSD Conc	RSD %Rec	RPD	RPD Lmts	Rec Lmts
1,1-DICHLOROETHENE	50	<1	51	102	50	100	2	12	81-115
TRICHLOROETHENE	50	<1	47	94	47	94	0	15	90-115
BENZENE	50	<1	49	98	50	100	2	15	84-116
TOLUENE	50	<5	51	102	50	100	2	11	90-119
CHLOROBENZENE	50	<1	51	102	50	100	2	15	87-115
Surrogates:									
1,2-DICHLOROETHANE-D4				91		94			76-114
TOLUENE-D8				102		100			88-110
BROMOFLUOROBENZENE				96		98			86-115

Comments:

Notes:
N/S = NOT SUBMITTED N/A = NOT APPLICABLE D = DILUTED OUT
UG/L = PARTS PER BILLION. < = LESS THAN REPORTING LIMIT.
* = VALUES OUTSIDE OF QUALITY CONTROL LIMITS.
SOURCES FOR CONTROL LIMITS ARE INTERNAL LABORATORY QUALITY ASSURANCE PROGRAM AND REFERENCED METHOD.

ANALYTICAL TECHNOLOGIES, INC. 11 East Olive Road Pensacola, Florida 32514 (904) 474-1001

"QC Report"

Title: Water Reagent
Batch: VIW098
Analysis Method: 8240 / SW-846, 3rd Edition, September 1986 and Rev. 1, July 1992
Extraction Method: N/A

RS Date Analyzed: 11-DEC-95
RSD Date Analyzed: 11-DEC-95

RS Date Extracted: N/A
RSD Date Extracted: N/A

Parameters:	Spike Added	Sample Conc	RS Conc	RS %Rec	RSD Conc	RSD %Rec	RPD	RPD Lmts	Rec Lmts
1,1-DICHLOROETHENE	50	<1	49	98	51	102	4	12	81-115
TRICHLOROETHENE	50	<1	45	90	46	92	2	15	90-115
BENZENE	50	<1	47	94	50	100	6	15	84-116
TOLUENE	50	<5	49	98	51	102	4	11	90-119
CHLOROBENZENE	50	<1	49	98	51	102	4	15	87-115

Surrogates:			
1,2-DICHLOROETHANE-D4	94	96	76-114
TOLUENE-D8	101	105	88-110
BROMOFLUOROBENZENE	99	97	86-115

Comments:

Notes:
N/S = NOT SUBMITTED N/A = NOT APPLICABLE D = DILUTED OUT
UG/L = PARTS PER BILLION. < = LESS THAN REPORTING LIMIT.
* = VALUES OUTSIDE OF QUALITY CONTROL LIMITS.
SOURCES FOR CONTROL LIMITS ARE INTERNAL LABORATORY QUALITY ASSURANCE PROGRAM AND REFERENCED METHOD.

ANALYTICAL TECHNOLOGIES, INC. 11 East Olive Road Pensacola, Florida 32514 (904) 474-1001

"QC Report"

Title: Water Matrix
Batch: BUW085
Analysis Method: 8240 / SW-846, 3rd Edition, September 1986 and Rev. 1, July 1992
Extraction Method: N/A

Dry Weight %: N/A
Sample Spiked: 512100-6

MS Date Analyzed: 11-DEC-95
MSD Date Analyzed: 11-DEC-95

MS Date Extracted: N/A
MSD Date Extracted: N/A

Parameters:	Spike Added	Sample Conc	MS Conc	MS %Rec	MSD Conc	MSD %Rec	RPD	RPD Lmts	Rec Lmts
1,1-DICHLOROETHENE	50	<1	57	114	54	108	5	12	78-119
TRICHLOROETHENE	50	<1	52	104	53	106	2	15	90-116
BENZENE	50	<1	45	90	45	90	0	10	84-118
TOLUENE	50	<5	46	92	46	92	0	11	84-129
CHLOROBENZENE	50	<1	48	96	48	96	0	15	87-117
Surrogates:									
1,2-DICHLOROETHANE-D4				96		98			76-114
TOLUENE-D8				94		95			88-110
BROMOFLUOROBENZENE				95		98			86-115

Comments:

Notes:
N/S = NOT SUBMITTED N/A = NOT APPLICABLE D = DILUTED OUT
UG/L = PARTS PER BILLION. < = LESS THAN REPORTING LIMIT.
* = VALUES OUTSIDE OF QUALITY CONTROL LIMITS.
SOURCES FOR CONTROL LIMITS ARE INTERNAL LABORATORY QUALITY ASSURANCE PROGRAM AND REFERENCED METHOD.

ANALYTICAL TECHNOLOGIES, INC. 11 East Olive Road Pensacola, Florida 32514 (904) 474-1001

"QC Report"

Title: Water Matrix
Batch: VIW097
Analysis Method: 8240 / SW-846, 3rd Edition, September 1986 and Rev. 1, July 1992
Extraction Method: N/A

Dry Weight %: N/A
Sample Spiked: 512063-2

MS Date Analyzed: 08-DEC-95
MSD Date Analyzed: 08-DEC-95

MS Date Extracted: N/A
MSD Date Extracted: N/A

Parameters:	Spike Added	Sample Conc	MS Conc	MS %Rec	MSD Conc	MSD %Rec	RPD	RPD Lmts	Rec Lmts
1,1-DICHLOROETHENE	50	<1	51	102	53	106	4	12	78-119
TRICHLOROETHENE	50	<1	45	90	46	92	2	15	90-116
BENZENE	50	<1	48	96	50	100	4	10	84-118
TOLUENE	50	<5	48	96	50	100	4	11	84-129
CHLOROBENZENE	50	<1	48	96	50	100	4	15	87-117
Surrogates:									
1,2-DICHLOROETHANE-D4				96		100			76-114
TOLUENE-D8				102		102			88-110
BROMOFLUOROBENZENE				91		92			86-115

Comments:

Notes:
N/S = NOT SUBMITTED N/A = NOT APPLICABLE D = DILUTED OUT
UG/L = PARTS PER BILLION. < = LESS THAN REPORTING LIMIT.
* = VALUES OUTSIDE OF QUALITY CONTROL LIMITS.
SOURCES FOR CONTROL LIMITS ARE INTERNAL LABORATORY QUALITY ASSURANCE PROGRAM AND REFERENCED METHOD.

"QC Report"

Title: Water Matrix
Batch: VIW098
Analysis Method: 8240 / SW-846, 3rd Edition, September 1986 and Rev. 1, July 1992
Extraction Method: N/A

Dry Weight %: N/A
Sample Spiked: 512067-8

MS Date Analyzed: 13-DEC-95
MSD Date Analyzed: 13-DEC-95

MS Date Extracted: N/A
MSD Date Extracted: N/A

Parameters:	Spike Added	Sample Conc	MS Conc	MS %Rec	MSD Conc	MSD %Rec	RPD	RPD Lmts	Rec Lmts
1,1-DICHLOROETHENE	50	<1	51	102	52	104	2	12	78-119
TRICHLOROETHENE	50	<1	48	96	47	94	2	15	90-116
BENZENE	50	<1	50	100	49	98	2	10	84-118
TOLUENE	50	<5	51	102	49	98	4	11	84-129
CHLOROBENZENE	50	<1	50	100	50	100	0	15	87-117
Surrogates:									
1,2-DICHLOROETHANE-D4				94		95			76-114
TOLUENE-D8				101		101			88-110
BROMOFLUOROBENZENE				98		94			86-115

Comments:

Notes:
N/S = NOT SUBMITTED N/A = NOT APPLICABLE D = DILUTED OUT
UG/L = PARTS PER BILLION. < = LESS THAN REPORTING LIMIT.
* = VALUES OUTSIDE OF QUALITY CONTROL LIMITS.
SOURCES FOR CONTROL LIMITS ARE INTERNAL LABORATORY QUALITY ASSURANCE PROGRAM AND REFERENCED METHOD.

Common notation for Organic reporting

N/S = NOT SUBMITTED
N/A = NOT APPLICABLE
D = DILUTED OUT
UG/L = PARTS PER BILLION.
UG/KG = PARTS PER BILLION.
MG/KG = PARTS PER MILLION.
MG/L = PARTS PER MILLION.
MG/M3 = MILLIGRAMS PER CUBIC METER.
NG = NANOGRAMS.
UG = MICROGRAMS.
PPBV = PARTS PER BILLION/VOLUME.
< = LESS THAN DETECTION LIMIT.
* = VALUES OUTSIDE OF QUALITY CONTROL LIMITS
J = THE REPORTED VALUE IS EITHER LESS THAN THE REPORTING LIMIT BUT GREATER THAN ZERO, OR QUANTITATED AS A TIC; THEREFORE, IT IS ESTIMATED.
JJ = REPORTED VALUE IS ESTIMATED DUE TO MATRIX INTERFERENCE.
ND = NOT DETECTED ABOVE REPORT LIMIT.
RPT LIMIT = REPORTING LIMITS BASED ON METHOD DETECTION LIMIT STUDIES.
RPD = RELATIVE PERCENT DIFFERENCE (OR DEVIATION)

SOURCES FOR CONTROL LIMITS ARE INTERNAL LABORATORY QUALITY ASSURANCE PROGRAM AND REFERENCED METHOD.

ORGANIC SOILS ARE REPORTED ON A DRY WEIGHT BASIS.

DUE TO THE NATURE OF THE SAMPLE MATRIX, MATRIX SPIKE/MATRIX SPIKE DUPLICATE ANALYSIS CANNOT BE PERFORMED FOR AIR ANALYSIS.

LP = LEVERNE PETERSON	RW = RITA WINGO
DWB = DAVID BOWERS	LD = LARRY DILMORE
DB = DENNIS BESON	DC = DAVID CELESTIAL
LL = LANCE LARSON	RB = RAFAEL BARRAZA
JA = JENNIFER ALEXANDER	PL = PAUL LESCHENSKY

ANALYTICAL TECHNOLOGIES, INC. 11 East Olive Road Pensacola, Florida 32514 (904) 474-1001

Quality Control Report

Analysis: SAFETY KLEEN BN/A EXTRACTABLES (8270)

Accession:	512067
Client:	SAFETY-KLEEN EHS ADMINISTRATION
Project Number:	95074-1111
Project Name:	MANHATTAN SAFETY KLEEN
Project Location:	TAMPA, FL
Department:	ORGANIC/MS

ANALYTICAL TECHNOLOGIES, INC. 11 East Olive Road Pensacola, Florida 32514 (904) 474-1001

Date 14-Dec-95

"QC Report"

Title: Water Blank
Batch: ALW158
Analysis Method: 8270 / SW-846, 3rd Edition, September 1986 and Rev. 1, July 1992.
Extraction Method: 3520 / SW-846, 3rd Edition, September 1986 and Rev. 1, July, 1992.

Blank Id: A Date Analyzed: 11-DEC-95 Date Extracted: 04-DEC-95

Parameters:	Units:	Results:	Reporting Limits:
P-CHLORO-M-CRESOL	UG/L	ND	10
2-CHLOROPHENOL	UG/L	ND	10
O-CRESOL	UG/L	ND	10
M,P CRESOL	UG/L	ND	10
2,4-DICHLOROPHENOL	UG/L	ND	10
2,6-DICHLOROPHENOL	UG/L	ND	10
2,4-DIMETHYLPHENOL	UG/L	ND	10
4,6-DINITRO-O-CRESOL	UG/L	ND	50
2,4-DINITROPHENOL	UG/L	ND	10
2-NITROPHENOL	UG/L	ND	10
4-NITROPHENOL	UG/L	ND	50
PENTACHLOROPHENOL	UG/L	ND	50
PHENOL	UG/L	ND	10
2,3,4,6-TETRACHLOROPHENOL	UG/L	ND	10
2,4,5-TRICHLOROPHENOL	UG/L	ND	50
2,4,6-TRICHLOROPHENOL	UG/L	ND	10
ACENAPHTHENE	UG/L	ND	10
ACENAPHTHYLENE	UG/L	ND	10
ACETOPHENONE	UG/L	ND	10
2-ACETYLAMINOFLUORENE	UG/L	ND	10
4-AMINOBIPHENYL	UG/L	ND	10
ANILINE	UG/L	ND	10
ANTHRACENE	UG/L	ND	10
ARAMITE	UG/L	ND	10
BENZO (A) ANTHRACENE	UG/L	ND	10
BENZO (A) PYRENE	UG/L	ND	10
BENZO (B) FLUORANTHENE	UG/L	ND	10
BENZO (G,H,I) PERYLENE	UG/L	ND	10
BENZO (K) FLUORANTHENE	UG/L	ND	10
BENZYL ALCOHOL	UG/L	ND	10
BIS(2-CHLORO-1-METHYLETHYL)ETHER	UG/L	ND	10
BIS(2-CHLOROETHOXY)METHANE	UG/L	ND	10
BIS(2-CHLOROETHYL)ETHER	UG/L	ND	10
BIS(2-ETHYLHEXYL)PHTHALATE	UG/L	ND	10
4-BROMOPHENYL PHENYL ETHER	UG/L	ND	10
BUTYLBENZYL PHTHALATE	UG/L	ND	10
P-CHLOROANILINE	UG/L	ND	10
CHLOROBENZILATE	UG/L	ND	10
2-CHLORONAPHTHALENE	UG/L	ND	10
4-CHLOROPHENYL PHENYL ETHER	UG/L	ND	10
CHRYSENE	UG/L	ND	10
DIALLATE	UG/L	ND	10
DIBENZO (A,H) ANTHRACENE	UG/L	ND	10
DIBENZOFURAN	UG/L	ND	10
1,2-DICHLOROBENZENE	UG/L	ND	10
1,3-DICHLOROBENZENE	UG/L	ND	10

ANALYTICAL TECHNOLOGIES, INC. 11 East Olive Road Pensacola, Florida 32514 (904) 474-1001

"QC Report"

Title: Water Blank
Batch: ALW158
Analysis Method: 8270 / SW-846, 3rd Edition, September 1986 and Rev. 1, July 1992.
Extraction Method: 3520 / SW-846, 3rd Edition, September 1986 and Rev. 1, July, 1992.

Parameters:	Units:	Results:	Reporting Limits:
1,4-DICHLOROBENZENE	UG/L	ND	10
3,3'-DICHLOROBENZIDINE	UG/L	ND	50
DIETHYLPHTHALATE	UG/L	ND	10
DIMETHOATE	UG/L	ND	10
P-DIMETHYLAMINOAZOBENZENE	UG/L	ND	10
7,12-DIMETHYLBENZ(A)ANTHRACENE	UG/L	ND	10
3,3'-DIMETHYLBENZIDINE	UG/L	ND	10
A,A-DIMETHYLPHENETHYLAMINE	UG/L	ND	10
DIMETHYLPHTHALATE	UG/L	ND	10
DI-N-BUTYLPHTHALATE	UG/L	ND	10
M-DINITROBENZENE	UG/L	ND	10
2,4-DINITROTOLUENE	UG/L	ND	10
2,6-DINITROTOLUENE	UG/L	ND	10
DI-N-OCTYLPHTHALATE	UG/L	ND	10
DIPHENYLAMINE	UG/L	ND	10
ETHYL METHANESULFONATE	UG/L	ND	10
FAMPHUR	UG/L	ND	10
FLUORANTHENE	UG/L	ND	10
FLUORENE	UG/L	ND	10
HEXACHLOROBENZENE	UG/L	ND	10
HEXACHLOROBUTADIENE	UG/L	ND	10
HEXACHLOROCYCLOPENTADIENE	UG/L	ND	10
HEXACHLOROETHANE	UG/L	ND	10
HEXACHLOROPHENE	UG/L	ND	10
HEXACHLOROPROPENE	UG/L	ND	10
INDENO (1,2,3-CD) PYRENE	UG/L	ND	10
ISODRIN	UG/L	ND	10
ISOPHORONE	UG/L	ND	10
ISOSAFROLE	UG/L	ND	10
KEPONE	UG/L	ND	10
METHAPYRILENE	UG/L	ND	10
3-METHYLCHOLANTHRENE	UG/L	ND	10
METHYL METHANESULFONATE	UG/L	ND	10
1-METHYLNAPHTHALENE	UG/L	ND	10
2-METHYLNAPHTHALENE	UG/L	ND	10
NAPHTHALENE	UG/L	ND	10
1,4-NAPHTHOQUINONE	UG/L	ND	10
1-NAPHTHYLAMINE	UG/L	ND	10
2-NAPHTHYLAMINE	UG/L	ND	10
2-NITROANILINE	UG/L	ND	50
3-NITROANILINE	UG/L	ND	50
4-NITROANILINE	UG/L	ND	50
NITROBENZENE	UG/L	ND	10
5-NITRO-O-TOLUIDINE	UG/L	ND	10
4-NITROQUINOLINE-1-OXIDE	UG/L	ND	10
N-NITROSODIETHYLAMINE	UG/L	ND	10
N-NITROSODIMETHYLAMINE	UG/L	ND	10

ANALYTICAL TECHNOLOGIES, INC. 11 East Olive Road Pensacola, Florida 32514 (904) 474-1001

"QC Report"

Title: Water Blank
Batch: ALW158
Analysis Method: 8270 / SW-846, 3rd Edition, September 1986 and Rev. 1, July 1992.
Extraction Method: 3520 / SW-846, 3rd Edition, September 1986 and Rev. 1, July, 1992.

Parameters:	Units:	Results:	Reporting Limits:
N-NITROSODI-N-BUTYLAMINE	UG/L	ND	10
N-NITROSODIPHENYLAMINE	UG/L	ND	10
N-NITROSOMETHYLETHYLAMINE	UG/L	ND	10
N-NITROSOMORPHOLINE	UG/L	ND	10
N-NITROSOPIPERIDINE	UG/L	ND	10
N-NITROSOPYRROLIDINE	UG/L	ND	10
PARATHION	UG/L	ND	10
PENTACHLOROBENZENE	UG/L	ND	10
PENTACHLOROETHANE	UG/L	ND	10
PENTACHLORONITROBENZENE	UG/L	ND	10
PHENACETIN	UG/L	ND	10
PHENANTHRENE	UG/L	ND	10
2-PICOLINE	UG/L	ND	10
P-PHENYLENEDIAMINE	UG/L	ND	10
PRONAMIDE	UG/L	ND	10
PYRENE	UG/L	ND	10
PYRIDINE	UG/L	ND	10
SAFROLE	UG/L	ND	10
SULFOTEPP	UG/L	ND	10
1,2,4,5-TETRACHLOROBENZENE	UG/L	ND	10
THIONAZIN	UG/L	ND	10
O-TOLUIDINE	UG/L	ND	10
1,2,4 TRICHLOROBENZENE	UG/L	ND	10
SYM-TRINITROBENZENE	UG/L	ND	10
O,O,O-TRIETHYL PHOSPHOROTHIATE	UG/L	ND	10
BENZIDINE	UG/L	ND	10
BIS(2-CHLOROISOPROPYL)ETHER	UG/L	ND	10
2-(SEC BUTYL)4,6-DINITRO-PHENOL(DINOSEB)	UG/L	ND	10
N-NITROSO-DI-N-PROPYLAMINE	UG/L	ND	10
2-FLUOROBIPHENYL	%REC/SURR	84	43-116
TERPHENYL-D14	%REC/SURR	99	33-124
NITROBENZENE-D5	%REC/SURR	88	35-114
2-FLUOROPHENOL	%REC/SURR	79	21-100
PHENOL-D6	%REC/SURR	72	10-100
2,4,6-TRIBROMOPHENOL	%REC/SURR	85	10-123
ANALYST	INITIALS	RW	

Comments:

ANALYTICAL TECHNOLOGIES, INC. 11 East Olive Road Pensacola, Florida 32514 (904) 474-1001

"QC Report"

Title: Water Reagent
Batch: ALW158
Analysis Method: 8270 / SW-846, 3rd Edition, September 1986 and Rev. 1, July 1992.
Extraction Method: 3520 / SW-846, 3rd Edition, September 1986 and Rev. 1, July, 1992.

RS Date Analyzed: 11-DEC-95
RSD Date Analyzed: 11-DEC-95

RS Date Extracted: 04-DEC-95
RSD Date Extracted: 04-DEC-95

Parameters:	Spike Added	Sample Conc	RS Conc	RS %Rec	RSD Conc	RSD %Rec	RPD	RPD Lmts	Rec Lmts
PHENOL	200	<10	162	81	158	79	3	32	5-112
2-CHLOROPHENOL	200	<10	184	92	180	90	2	27	40-120
1,4-DICHLOROBENZENE	100	<10	76	76	68	68	11	29	32-119
N-NITRO-DI-N-PROPYLAMINE	100	<10	82	82	68	68	19	30	26-128
1,2,4 TRICHLOROBENZENE	100	<10	82	82	78	78	5	28	44-142
4-CHLORO-3-METHYLPHENOL	200	<10	184	92	184	92	0	28	30-128
ACENAPHTHENE	100	<10	98	98	92	92	6	26	47-145
4-NITROPHENOL	200	<50	152	76	160	80	5	50	1-132
2,4-DINITROTOLUENE	100	<10	102	102	96	96	6	29	39-138
PENTACHLOROPHENOL	200	<50	182	91	190	95	4	24	15-157
PYRENE	100	<10	98	98	92	92	6	25	52-115
Surrogates:									
NITROBENZENE-D5				105		88			35-114
2-FLUOROBIPHENYL				104		91			43-116
TERPHENYL-D14				110		105			33-124
PHENOL-D6				91		85			10-100
2-FLUOROPHENOL				98		90			21-100
2,4,6-TRIBROMOPHENOL				101		97			10-123

Comments:

Notes:
N/S = NOT SUBMITTED N/A = NOT APPLICABLE D = DILUTED OUT
UG/L = PARTS PER BILLION. < = LESS THAN REPORTING LIMIT.
* = VALUES OUTSIDE OF QUALITY CONTROL LIMITS.
SOURCES FOR CONTROL LIMITS ARE INTERNAL LABORATORY QUALITY ASSURANCE PROGRAM AND REFERENCED METHOD.

ANALYTICAL TECHNOLOGIES, INC. 11 East Olive Road Pensacola, Florida 32514 (904) 474-1001

"QC Report"

Title: Water Matrix
Batch: ALW158
Analysis Method: 8270 / SW-846, 3rd Edition, September 1986 and Rev. 1, July 1992.
Extraction Method: 3520 / SW-846, 3rd Edition, September 1986 and Rev. 1, July, 1992.

Dry Weight %: N/A
Sample Spiked: 512116-1

MS Date Analyzed: 12-DEC-95
MSD Date Analyzed: 12-DEC-95

MS Date Extracted: 04-DEC-95
MSD Date Extracted: 04-DEC-95

Parameters:	Spike Added	Sample Conc	MS Conc	MS %Rec	MSD Conc	MSD %Rec	RPD	RPD Lmts	Rec Lmts
PHENOL	400	<10	300	75	320	80	6	38	5-112
2-CHLOROPHENOL	400	<10	328	82	344	86	5	25	38-120
1,4-DICHLOROBENZENE	200	<10	148	74	152	76	3	27	39-112
N-NITRO-DI-N-PROPYLAMINE	200	<10	140	70	148	74	6	30	32-125
1,2,4 TRICHLOROBENZENE	200	<10	152	76	164	82	8	30	44-118
4-CHLORO-3-METHYLPHENOL	400	<10	316	79	324	81	2	23	42-131
ACENAPHTHENE	200	<10	180	90	184	92	2	21	47-131
4-NITROPHENOL	400	<50	296	74	288	72	3	36	1-116
2,4-DINITROTOLUENE	200	<10	176	88	180	90	2	22	39-138
PENTACHLOROPHENOL	400	<50	332	83	332	83	0	36	14-164
PYRENE	200	<10	176	88	184	92	4	21	52-115

Surrogates:			
NITROBENZENE-D5	88	93	35-114
2-FLUOROBIPHENYL	91	92	43-116
TERPHENYL-D14	98	102	33-124
PHENOL-D6	79	84	10-100
2-FLUOROPHENOL	81	89	21-100
2 4,6-TRIBROMOPHENOL	85	85	10-123

Comments:

Notes:
N/S = NOT SUBMITTED N/A = NOT APPLICABLE D = DILUTED OUT
UG/L = PARTS PER BILLION. < = LESS THAN REPORTING LIMIT.
* = VALUES OUTSIDE OF QUALITY CONTROL LIMITS.
SOURCES FOR CONTROL LIMITS ARE INTERNAL LABORATORY QUALITY ASSURANCE PROGRAM AND REFERENCED METHOD.

Common notation for Organic reporting

N/S = NOT SUBMITTED
N/A = NOT APPLICABLE
D = DILUTED OUT
UG/L = PARTS PER BILLION.
UG/KG = PARTS PER BILLION.
MG/KG = PARTS PER MILLION.
MG/L = PARTS PER MILLION.
MG/M3 = MILLIGRAMS PER CUBIC METER.
NG = NANOGRAMS.
UG = MICROGRAMS.
PPBV = PARTS PER BILLION/VOLUME.
< = LESS THAN DETECTION LIMIT.
* = VALUES OUTSIDE OF QUALITY CONTROL LIMITS
J = THE REPORTED VALUE IS EITHER LESS THAN THE REPORTING LIMIT BUT GREATER THAN ZERO, OR QUANTITATED AS A TIC; THEREFORE, IT IS ESTIMATED.
JJ = REPORTED VALUE IS ESTIMATED DUE TO MATRIX INTERFERENCE.
ND = NOT DETECTED ABOVE REPORT LIMIT.
RPT LIMIT = REPORTING LIMITS BASED ON METHOD DETECTION LIMIT STUDIES.
RPD = RELATIVE PERCENT DIFFERENCE (OR DEVIATION)

SOURCES FOR CONTROL LIMITS ARE INTERNAL LABORATORY QUALITY ASSURANCE PROGRAM AND REFERENCED METHOD.

ORGANIC SOILS ARE REPORTED ON A DRY WEIGHT BASIS.

DUE TO THE NATURE OF THE SAMPLE MATRIX, MATRIX SPIKE/MATRIX SPIKE DUPLICATE ANALYSIS CANNOT BE PERFORMED FOR AIR ANALYSIS.

LP = LEVERNE PETERSON	RW = RITA WINGO
DWB = DAVID BOWERS	LD = LARRY DILMORE
DB = DENNIS BESON	DC = DAVID CELESTIAL
LL = LANCE LARSON	RB = RAFAEL BARRAZA
JA = JENNIFER ALEXANDER	PL = PAUL LESCHENSKY

LMP B95-459

Analytical Technologies, Inc.
11 East Olive Road • Pensacola, Florida 32514 • (904) 474-1001

CHAIN OF CUSTODY

PART 1 - Bottle Shipment Information

ATI ACCESSION #: 512067

CLIENT: ECT/SAFETY KLEEN

CLIENT PROJECT NUMBER: 95-074

QUANTITY OF SAMPLE CONTAINERS SHIPPED	PRESERVATIVE							PLASTIC CONTAINERS							GLASS CONTAINERS									NOTES
	H_2SO_4	HNO3	HCL	Zn Acetate	$Na_2S_2O_3$	Unpreserved	NaOH	8 oz.	16 oz.	32 oz.	½ gallon	1 gallon	Whirl-pak	100-ML Cup	120 ml (A)	1 liter (A)	1 liter (C)	40 ml Vial	4 oz. wm	8 oz. wm	16 oz. wm	32 oz. wm	D.I. Trip Blank	
15		✓							✓	✓														
15						✓			✓							✓								
17			✓			✓											✓							
12			✓															✓						
SET 2 15			✓															✓						
1			✓															✓					✓	

Relinquished By:	Time	Date	Received By:	Time	Date
R. Pitt	1115	11-27-95	R. S	0700	11/28/95

PART 2 - Sample/Project Information

SAMPLE MATRIX CODES

DW DRINKING WATER, WW WASTEWATER, GW GROUNDWATER, AI AIR, SO SOIL, OI OIL, SW SURFACE WATER, SL SLUDGE, ST STORMWATER

PARAMETERS AND PRESERVATIVES REQUESTED

SAMPLE I.D.	SAMPLE DATE	SAMPLE TIME	MATRIX	8240	8015	8270	9030	metals	Turbidity								TOTAL # OF BOTTLES
SA-3. 112895	11/28/95	1130	G.W.	2	1	1	1	1	1								7
SA-1. 112895	↓	1210	↓	2	1	1	1	1	1								7
SA-2. 112895		1315		2	1	1	1	1	1								7
DA-SD. 112895		1330		2	1	1	1	1	1								7
BG-1. 112895 (MS)		1505		2	2	2	1	1	1	MATRIX SPIKE							9
SA-4. 112895 (MS)		1555		2	2	2	1	1	1	"			"		"		9
P.O.C-1. 112895		1645		2	1	1	1	1	1								7
DA-1A. 112895		1720		2	1	1	1	1	1								7

Total Number of Bottles/Containers:

Relinquished By	Date	Time	Received By	Date	Time
R. S	11/29/95	1215	[illegible]	11/30/95	1017

Client ECT	Purchase Order Number
Address 5405 Cypress Center Dr. Ste 200	Project Number 95074-1111
City Tampa, State FL, Zip	Project Name Manhattan Safety Kleen
Phone Number (813) 289-9338, Fax Number (813) 289-9388	Project Location Tampa, FL
Project Manager Rick Stebniski	Sampled By R. S

TURNAROUND TIMES	check below	SPECIAL INSTRUCTIONS
Standard - 14-21 days	✓	
RUSH (must be approved in advance)		
- 48 hours - 2x standard price		
3-7 days - 1.5x standard price		
TCLP - 1 week rush 1.5x standard price		
QC Level none I II III IV (circle one)		Copies of report needed _____

FORM # 12694 — METRO PRINTING, INC., HUNTSVILLE, ALABAMA 35801

WHITE — LAB CANARY — REPORT PINK — CLIENT

LMP B95-459

Analytical Technologies, Inc.
11 East Olive Road • Pensacola, Florida 32514 • (904) 474-1001

CHAIN OF CUSTODY

PART 1 - Bottle Shipment Information

ATI ACCESSION #: 512067

CLIENT: ECT / SAFETY KLEEN

CLIENT PROJECT NUMBER: 95-074

QUANTITY OF SAMPLE CONTAINERS SHIPPED	PRESERVATIVE							PLASTIC CONTAINERS							GLASS CONTAINERS									NOTES
	H_2SO_4	HNO3	HCL	Zn Acetate	$Na_2S_2O_3$	Unpreserved	NaOH	8 oz.	16 oz.	32 oz.	½ gallon	1 gallon	Whirl-pak	100-ML Cup	120 ml (A)	1 liter (A)	1 liter (C)	40 ml Vial	4 oz. wm	8 oz. wm	16 oz. wm	32 oz. wm	D.I. Trip Blank	
15						✓		✓																

Relinquished By:	Time	Date	Received By:	Time	Date
R. Patton	1115	11-27-95	Ray S	0700	11/28/95

PART 2 - Sample/Project Information

SAMPLE MATRIX CODES

DW DRINKING WATER
WW WASTEWATER
GW GROUNDWATER
AI AIR
SO SOIL
OI OIL
SW SURFACE WATER
SL SLUDGE
ST STORMWATER

PARAMETERS AND PRESERVATIVES REQUESTED

SAMPLE I.D.	SAMPLE DATE	SAMPLE TIME	MATRIX	8240	8015	8270	9030	Metals	Turbidity	TOTAL # OF BOTTLES
Equip Blank T. 112995	11/29/95	0850	G.W.				1	1	1	3
Equip Blank B. 112995	↓	0910	↓	2	1	1				4
P.O.C-2. 112995	↓	1040	↓	2	1	1	1	1	1	7
Duplicate. 112995	↓	N/A	↓	2	1	1	1	1	1	7
P.O.C-3. 112995	↓	1115	↓	2	1	1	1	1	1	7

Total Number of Bottles/Containers:

Relinquished By	Date	Time	Received By	Date	Time
Ray S	11/29/95	1215	L Lane	11/30/95	1017

Client	ECT		Purchase Order Number
Address	5405 Cypress Center Dr. Suite 200		Project Number 95074-1111
City	Tampa	State FL Zip	Project Name Manhattan Safety Kleen
Phone Number	(813) 289-9338	Fax Number (813) 289-9388	Project Location Tampa
Project Manager	Rick Stebnitski		Sampled By Ray S

TURNAROUND TIMES	check below	SPECIAL INSTRUCTIONS
Standard - 14-21 days		* Analyze Trip Blank
RUSH (must be approved in advance)		
- 48 hours - 2x standard price		
3-7 days - 1.5x standard price		
TCLP - 1 week rush 1.5x standard price		
QC Level none I II III IV (circle one)		Copies of report needed _____

APPENDIX C

REMEDIAL SYSTEM ANALYTICAL LABORATORY REPORTS

APPENDIX C.1

Water Analytical Laboratory Reports

- Eight RCRA Metals
- Volatile Organics

AnalyticalTechnologies,Inc. 11 East Olive Road Pensacola, Florida 32514 (904) 474-1001

SIGNATURE PAGE

Reviewed by: Melissa L Pope
ATI Project Manager

Client:	SAFETY-KLEEN EHS ADMINISTRATION ELGIN, IL
Project Name:	SAFETY-KLEEN
Project Number:	95075-1111
Project Location:	MANHATTAN AVE., TAMPA, FL
Accession Number:	510352
Project Manager:	RICK STEBINSKI (ECT, FL)
Sampled By:	RAY SMITH

ANALYTICAL TECHNOLOGIES, INC. 11 East Olive Road Pensacola, Florida 32514 (904) 474-1001

Analysis Report

Analysis: RCRA METALS

Accession:	510352
Client:	SAFETY-KLEEN EHS ADMINISTRATION
Project Number:	95075-1111
Project Name:	SAFETY-KLEEN
Project Location:	MANHATTAN AVE., TAMPA, FL
Department:	METALS

ANALYTICAL TECHNOLOGIES, INC. 11 East Olive Road Pensacola, Florida 32514 (904) 474-1001

"FINAL REPORT FORMAT - SINGLE"

Accession: 510352
Client: SAFETY-KLEEN EHS ADMINISTRATION
Project Number: 95075-1111
Project Name: SAFETY-KLEEN
Project Location: MANHATTAN AVE., TAMPA, FL
Test: RCRA METALS
Matrix: GROUNDWATER
QC Level: II

Lab Id: 001
Client Sample Id: INFLUENT .101895
Sample Date/Time: 18-OCT-95 1230
Received Date: 19-OCT-95

Parameters:	Units:	Results:	Rpt Lmts:	Q:	Batch:	Analyst:
SILVER (6010)	MG/L	ND	0.01		A6W232	JR
ARSENIC (6010)	MG/L	ND	0.05		R6W232	JR
LEAD (6010)	MG/L	ND	0.05		P6W232	JR
SELENIUM (6010)	MG/L	ND	0.1		S6W232	JR
CADMIUM (6010)	MG/L	ND	0.005		C6W232	JR
CHROMIUM (6010)	MG/L	ND	0.01		H6W232	JR
BARIUM (6010)	MG/L	ND	0.01		B6W232	JR
MERCURY (7470)	MG/L	ND	0.0002		M7W118	GJ

Comments:

"FINAL REPORT FORMAT - SINGLE"

Accession: 510352
Client: SAFETY-KLEEN EHS ADMINISTRATION
Project Number: 95075-1111
Project Name: SAFETY-KLEEN
Project Location: MANHATTAN AVE., TAMPA, FL
Test: RCRA METALS
Matrix: GROUNDWATER
QC Level: II

Lab Id: 002 Sample Date/Time: 18-OCT-95 1235
Client Sample Id: INTER CARBON .101895 Received Date: 19-OCT-95

Parameters:	Units:	Results:	Rpt Lmts:	Q:	Batch:	Analyst:
SILVER (6010)	MG/L	ND	0.01		A6W232	JR
ARSENIC (6010)	MG/L	ND	0.05		R6W232	JR
LEAD (6010)	MG/L	ND	0.05		P6W232	JR
SELENIUM (6010)	MG/L	ND	0.1		S6W232	JR
CADMIUM (6010)	MG/L	ND	0.005		C6W232	JR
CHROMIUM (6010)	MG/L	ND	0.01		H6W232	JR
BARIUM (6010)	MG/L	ND	0.01		B6W232	JR
MERCURY (7470)	MG/L	ND	0.0002		M7W118	GJ

Comments:

ANALYTICAL TECHNOLOGIES, INC. 11 East Olive Road Pensacola, Florida 32514 (904) 474-1001

Analysis Report

Analysis: VOLATILES (8010-8020)

Accession:	510352
Client:	SAFETY-KLEEN EHS ADMINISTRATION
Project Number:	95075-1111
Project Name:	SAFETY-KLEEN
Project Location:	MANHATTAN AVE., TAMPA, FL
Department:	GC/VOA

ANALYTICAL TECHNOLOGIES, INC. 11 East Olive Road Pensacola, Florida 32514 (904) 474-1001

"FINAL REPORT FORMAT - SINGLE"

Accession: 510352
Client: SAFETY-KLEEN EHS ADMINISTRATION
Project Number: 95075-1111
Project Name: SAFETY-KLEEN
Project Location: MANHATTAN AVE., TAMPA, FL
Test: VOLATILES (8010-8020)
Analysis Method: 8010/8020/SW 846, 3rd Edition, September 1986 and Revision 1, July 1992
Extraction Method: N/A
Matrix: GROUNDWATER
QC Level: II

Lab Id: 001
Client Sample Id: INFLUENT .101895
Sample Date/Time: 18-OCT-95 1230
Received Date: 19-OCT-95

Batch: LUW157
Blank: B
Dry Weight %: N/A
Extraction Date: N/A
Analysis Date: 19-OCT-95

Parameter:	Units:	Results:	Rpt Lmts:	Q:
BENZENE	UG/L	2	1	
BROMODICHLOROMETHANE	UG/L	ND	1	
BROMOFORM	UG/L	ND	2	
BROMOMETHANE	UG/L	ND	2	
CARBON TETRACHLORIDE	UG/L	ND	1	
CHLOROBENZENE	UG/L	29	1	
CHLOROETHANE	UG/L	ND	5	
2-CHLOROETHYLVINYLETHER	UG/L	ND	5	
CHLOROFORM	UG/L	ND	2	
CHLOROMETHANE	UG/L	ND	5	
DIBROMOCHLOROMETHANE	UG/L	ND	5	
1,2-DICHLOROBENZENE	UG/L	5	2	
1,3-DICHLOROBENZENE	UG/L	ND	2	
1,4-DICHLOROBENZENE	UG/L	3	2	
DICHLORODIFLUOROMETHANE	UG/L	ND	5	
1,1-DICHLOROETHANE	UG/L	ND	1	
1,2-DICHLOROETHANE	UG/L	ND	1	
1,1-DICHLOROETHENE	UG/L	ND	1	
TRANS 1,2 DICHLOROETHENE	UG/L	ND	1	
1,2-DICHLOROPROPANE	UG/L	ND	1	
CIS-1,3-DICHLOROPROPENE	UG/L	ND	1	
TRANS-1,3-DICHLOROPROPENE	UG/L	ND	1	
ETHYLBENZENE	UG/L	8	1	
METHYLENE CHLORIDE	UG/L	ND	5	
METHYL T-BUTYL ETHER	UG/L	ND	5	
1,1,2,2-TETRACHLOROETHANE	UG/L	ND	1	
TETRACHLOROETHENE	UG/L	ND	3	
TOLUENE	UG/L	ND	5	
1,1,1-TRICHLOROETHANE	UG/L	ND	1	
1,1,2-TRICHLOROETHANE	UG/L	ND	2	
TRICHLOROETHENE	UG/L	ND	1	
TRICHLOROFLUOROMETHANE	UG/L	ND	2	
VINYL CHLORIDE	UG/L	ND	1	
XYLENES (TOTAL)	UG/L	6	2	
BENZYL CHLORIDE	UG/L**	ND	5	
BROMOBENZENE	UG/L**	ND	3	

ANALYTICAL TECHNOLOGIES, INC. 11 East Olive Road Pensacola, Florida 32514 (904) 474-1001

"FINAL REPORT FORMAT - SINGLE"

Accession: 510352
Client: SAFETY-KLEEN EHS ADMINISTRATION
Project Number: 95075-1111
Project Name: SAFETY-KLEEN
Project Location: MANHATTAN AVE., TAMPA, FL
Test: VOLATILES (8010-8020)
Analysis Method: 8010/8020/SW 846, 3rd Edition, September 1986 and Revision 1, July 1992
Extraction Method: N/A
Matrix: GROUNDWATER
QC Level: II

Lab Id: 001
Client Sample Id: INFLUENT .101895
Sample Date/Time: 18-OCT-95 1230
Received Date: 19-OCT-95

Parameter:	Units:	Results:	Rpt Lmts:	Q:
DIBROMOMETHANE	UG/L**	ND	5	
1,1,1,2 TETRACHLOROETHANE	UG/L**	ND	1	
1,2,3 TRICHLOROPROPANE	UG/L**	ND	5	
BROMOFLUOROBENZENE (PID)	%REC/SURR	99	87-113	
BROMOFLUOROBENZENE (ELCD)	%REC/SURR	90	73-126	
ANALYST	INITIALS	NC		

Comments:

"FINAL REPORT FORMAT - SINGLE"

Accession: 510352
Client: SAFETY-KLEEN EHS ADMINISTRATION
Project Number: 95075-1111
Project Name: SAFETY-KLEEN
Project Location: MANHATTAN AVE., TAMPA, FL
Test: VOLATILES (8010-8020)
Analysis Method: 8010/8020/SW 846, 3rd Edition, September 1986 and Revision 1, July 1992
Extraction Method: N/A
Matrix: GROUNDWATER
QC Level: II

Lab Id: 002 Sample Date/Time: 18-OCT-95 1235
Client Sample Id: INTER CARBON .101895 Received Date: 19-OCT-95

Batch: LUW157 Extraction Date: N/A
Blank: B Dry Weight %: N/A Analysis Date: 19-OCT-95

Parameter:	Units:	Results:	Rpt Lmts:	Q:
BENZENE	UG/L	ND	1	
BROMODICHLOROMETHANE	UG/L	ND	1	
BROMOFORM	UG/L	ND	2	
BROMOMETHANE	UG/L	ND	2	
CARBON TETRACHLORIDE	UG/L	ND	1	
CHLOROBENZENE	UG/L	ND	1	
CHLOROETHANE	UG/L	ND	5	
2-CHLOROETHYLVINYLETHER	UG/L	ND	5	
CHLOROFORM	UG/L	ND	2	
CHLOROMETHANE	UG/L	ND	5	
DIBROMOCHLOROMETHANE	UG/L	ND	5	
1,2-DICHLOROBENZENE	UG/L	ND	2	
1,3-DICHLOROBENZENE	UG/L	ND	2	
1,4-DICHLOROBENZENE	UG/L	ND	2	
DICHLORODIFLUOROMETHANE	UG/L	ND	5	
1,1-DICHLOROETHANE	UG/L	ND	1	
1,2-DICHLOROETHANE	UG/L	ND	1	
1,1-DICHLOROETHENE	UG/L	ND	1	
TRANS 1,2 DICHLOROETHENE	UG/L	ND	1	
1,2-DICHLOROPROPANE	UG/L	ND	1	
CIS-1,3-DICHLOROPROPENE	UG/L	ND	1	
TRANS-1,3-DICHLOROPROPENE	UG/L	ND	1	
ETHYLBENZENE	UG/L	ND	1	
METHYLENE CHLORIDE	UG/L	ND	5	
METHYL T-BUTYL ETHER	UG/L	ND	5	
1,1,2,2-TETRACHLOROETHANE	UG/L	ND	1	
TETRACHLOROETHENE	UG/L	ND	3	
TOLUENE	UG/L	ND	5	
1,1,1-TRICHLOROETHANE	UG/L	ND	1	
1,1,2-TRICHLOROETHANE	UG/L	ND	2	
TRICHLOROETHENE	UG/L	ND	1	
TRICHLOROFLUOROMETHANE	UG/L	ND	2	
VINYL CHLORIDE	UG/L	ND	1	
XYLENES (TOTAL)	UG/L	ND	2	
BENZYL CHLORIDE	UG/L**	ND	5	
BROMOBENZENE	UG/L**	ND	3	

"FINAL REPORT FORMAT - SINGLE"

Accession: 510352
Client: SAFETY-KLEEN EHS ADMINISTRATION
Project Number: 95075-1111
Project Name: SAFETY-KLEEN
Project Location: MANHATTAN AVE., TAMPA, FL
Test: VOLATILES (8010-8020)
Analysis Method: 8010/8020/SW 846, 3rd Edition, September 1986 and Revision 1, July 1992
Extraction Method: N/A
Matrix: GROUNDWATER
QC Level: II

Lab Id: 002 Sample Date/Time: 18-OCT-95 1235
Client Sample Id: INTER CARBON .101895 Received Date: 19-OCT-95

Parameter:	Units:	Results:	Rpt Lmts:	Q:
DIBROMOMETHANE	UG/L**	ND	5	
1,1,1,2 TETRACHLOROETHANE	UG/L**	ND	1	
1,2,3 TRICHLOROPROPANE	UG/L**	ND	5	
BROMOFLUOROBENZENE (PID)	%REC/SURR	113	87-113	
BROMOFLUOROBENZENE (ELCD)	%REC/SURR	100	73-126	
ANALYST	INITIALS	SR		

Comments:

ANALYTICAL TECHNOLOGIES, INC. 11 East Olive Road Pensacola, Florida 32514 (904) 474-1001

"Method Report Summary"

Accession Number: 510352
Client: SAFETY-KLEEN EHS ADMINISTRATION
Project Number: 95075-1111
Project Name: SAFETY-KLEEN
Project Location: MANHATTAN AVE., TAMPA, FL
Test: VOLATILES (8010-8020)

Client Sample Id:	Parameter:	Unit:	Result:
INFLUENT .101895	BENZENE	UG/L	2
	CHLOROBENZENE	UG/L	29
	1,2-DICHLOROBENZENE	UG/L	5
	1,4-DICHLOROBENZENE	UG/L	3
	ETHYLBENZENE	UG/L	8
	XYLENES (TOTAL)	UG/L	6

ANALYTICAL TECHNOLOGIES, INC. 11 East Olive Road Pensacola, Florida 32514 (904) 474-1001

Quality Control Report

Analysis: RCRA METALS

Accession:	510352
Client:	SAFETY-KLEEN EHS ADMINISTRATION
Project Number:	95075-1111
Project Name:	SAFETY-KLEEN
Project Location:	MANHATTAN AVE., TAMPA, FL
Department:	METALS

ANALYTICAL TECHNOLOGIES, INC. 11 East Olive Road Pensacola, Florida 32514 (904) 474-1001

Date 26-Oct-95

"Metals Quality Control Report"

Parameter:	SILVER	ARSENIC	LEAD	SELENIUM	CADMIUM	CHROMIUM
Batch Id:	A6W232	R6W232	P6W232	S6W232	C6W232	H6W232
Blank Result:	<0.01	<0.05	<0.05	<0.1	<0.005	<0.01
Anal. Method:	6010	6010	6010	6010	6010	6010
Prep. Method:	3010	3010	3010	3010	3010	3010
Analysis Date:	25-OCT-95	25-OCT-95	25-OCT-95	25-OCT-95	25-OCT-95	25-OCT-95
Prep. Date:	24-OCT-95	24-OCT-95	24-OCT-95	24-OCT-95	24-OCT-95	24-OCT-95
Sample Duplication						
Sample Dup:	510091-17	510091-17	510091-17	510091-17	510091-17	510091-17
Rept Limit:	<0.01	<0.05	<0.05	<0.1	<0.005	<0.01
Sample Result:	2.0	1.9	1.8	1.8	1.8	1.8
Dup Result:	2.0	1.9	1.8	1.8	1.8	1.8
Sample RPD:	0	0	0	0	0	0
Max RPD:	20	20	20	20	20	20
Dry Weight%	N/A	N/A	N/A	N/A	N/A	N/A
Matrix Spike						
Sample Spiked:	510091-17	510091-17	510091-17	510091-17	510091-17	510091-17
Rept Limit:	<0.01	<0.05	<0.05	<0.1	<0.005	<0.01
Sample Result:	<0.01	<0.05	<0.05	<0.1	<0.005	<0.01
Spiked Result:	2.0	1.9	1.8	1.8	1.8	1.8
Spike Added:	2.0	2.0	2.0	2.0	2.0	2.0
% Recovery:	100	95	90	90	90	90
% Rec Limits:	75-125	75-125	75-125	75-125	75-125	75-125
Dry Weight%	N/A	N/A	N/A	N/A	N/A	N/A
ICV						
ICV Result:	4.7	4.8	4.8	4.7	4.7	4.7
True Result:	5.0	5.0	5.0	5.0	5.0	5.0
% Recovery:	94	96	96	94	94	94
% Rec Limits:	90-110	90-110	90-110	90-110	90-110	90-110
LCS						
LCS Result:	2.0	1.9	1.9	1.9	1.9	2.0
True Result:	2.0	2.0	2.0	2.0	2.0	2.0
% Recovery:	100	95	95	95	95	100
% Rec Limits:	80-120	80-120	80-120	80-120	80-120	80-120

ANALYTICAL TECHNOLOGIES, INC. 11 East Olive Road Pensacola, Florida 32514 (904) 474-1001

"Metals Quality Control Report"

Parameter:	BARIUM	MERCURY
Batch Id:	B6W232	M7W118
Blank Result:	<0.01	<0.0002
Anal. Method:	6010	7470
Prep. Method:	3010	7470
Analysis Date:	25-OCT-95	24-OCT-95
Prep. Date:	24-OCT-95	24-OCT-95
Sample Duplication		
Sample Dup:	510091-17	510091-17
Rept Limit:	<0.01	<0.0002
Sample Result:	1.9	0.0053
Dup Result:	1.9	0.0053
Sample RPD:	0	0
Max RPD:	20	20
Dry Weight%	N/A	N/A
Matrix Spike		
Sample Spiked:	510091-17	510091-17
Rept Limit:	<0.01	<0.0002
Sample Result:	0.03	<0.0002
Spiked Result:	1.9	0.0053
Spike Added:	2.0	0.0050
% Recovery:	94	106
% Rec Limits:	75-125	75-125
Dry Weight%	N/A	N/A
ICV		
ICV Result:	4.7	0.0039
True Result:	5.0	0.0040
% Recovery:	94	98
% Rec Limits:	90-110	80-120
LCS		
LCS Result:	1.9	0.0052
True Result:	2.0	0.0050
% Recovery:	95	104
% Rec Limits:	80-120	80-120

"Quality Control Comments"

Batch Id:	Comments:
A6W232	ANALYST: JR
A6W232	The results reported under "Sample Duplication" are the MS/MSD.
R6W232	ANALYST: JR
R6W232	The results reported under "Sample Duplication" are the MS/MSD.
P6W232	ANALYST: JR
P6W232	The results reported under "Sample Duplication" are the MS/MSD.
S6W232	ANALYST: JR
S6W232	The results reported under "Sample Duplication" are the MS/MSD.
C6W232	ANALYST: JR
C6W232	The results reported under "Sample Duplication" are the MS/MSD.
H6W232	ANALYST: JR
H6W232	The results reported under "Sample Duplication" are the MS/MSD.
B6W232	ANALYST: JR
B6W232	The results reported under "Sample Duplication" are the MS/MSD.
M7W118	ANALYST: GJ
M7W118	The results reported under "Sample Duplication" are the MS/MSD.

----- Common Footnotes Metals -----

N/A = NOT APPLICABLE.
N/S = NOT SUBMITTED.
N/C = SAMPLE AND DUPLICATE RESULTS ARE AT OR BELOW ATI REPORTING LIMIT; THEREFORE, THE RPD IS "NOT CALCULABLE" AND NO CONTROL LIMITS APPLY.
N/D = NOT DETECTED.
DISS. OR D = DISSOLVED
T & D = TOTAL AND DISSOLVED
R = REACTIVE
T = TOTAL
G = SAMPLE AND/OR DUPLICATE RESULT IS BELOW 5 X ATI REPORTING LIMIT AND THE ABSOLUTE DIFFERENCE BETWEEN THE SAMPLE AND DUPLICATE RESULT IS AT OR BELOW ATI REPORTING LIMIT; THEREFORE, THE RESULTS ARE "IN CONTROL".
Q = THE ANALYTICAL (POST-DIGESTION) SPIKE IS REPORTED DUE TO PERCENT RECOVERY BEING OUTSIDE ACCEPTANCE LIMITS ON THE MATRIX (PRE-DIGESTION) SPIKE.
# = ELEVATED REPORTING LIMIT DUE TO INSUFFICIENT SAMPLE.
+ = ELEVATED REPORTING LIMIT DUE TO DILUTION INTO CALIBRATION RANGE.
* = ELEVATED REPORTING LIMIT DUE TO MATRIX INTERFERENCE. (DILUTION PRIOR TO ANALYSIS)
@ = ADJUSTED REPORTING LIMIT DUE TO SAMPLE MATRIX. (DILUTION PRIOR TO DIGESTION)
P = ANALYTICAL (POST DIGESTION) SPIKE.
I = DUPLICATE INJECTION.
& = AUTOMATED
F = SAMPLE SPIKED > 4 X SPIKE CONCENTRATION.
N/C+ = NOT CALCULABLE
N/C* = NOT CALCULABLE; SAMPLE SPIKED > 4 X SPIKE CONCENTRATION.
H = SAMPLE AND/OR DUPLICATE RESULT IS BELOW 5 X ATI REPORTING LIMIT AND THE ABSOLUTE DIFFERENCE BETWEEN THE RESULTS EXCEEDS THE ATI REPORTING LIMIT; THEREFORE, THE RESULTS ARE "OUT OF CONTROL".
A = SAMPLE AND DUPLICATE RESULTS ARE "OUT OF CONTROL".
Z = THE SAMPLE RESULT FOR THE SPIKE IS BELOW THE REPORTING LIMIT. HOWEVER, THIS RESULT IS REPORTED FOR ACCURATE QC CALCULATIONS.
NH= SAMPLE AND / OR DUPLICATE RESULT IS BELOW 5 X ATI REPORTING LIMIT AND THE ABSOLUTE DIFFERENCE BETWEEN THE RESULTS EXCEEDS THE ATI REPORTING LIMIT; THEREFORE, THE RESULTS ARE "OUT OF CONTROL". SAMPLE IS NON-HOMOGENEOUS.
J = (FLORIDA DEP 'J' FLAG) - MATRIX SPIKE AND POST SPIKE RECOVERY IS OUT OF THE ACCEPTABLE RANGE. SEE OUT OF CONTROL EVENTS FORM.
S = METHOD OF STANDARD ADDITIONS (MSA) WAS PERFORMED ON THIS SAMPLE.

FROM ANALYSIS REPORT:
RL= REPORTING LIMIT BASED ON METHOD DETECTION LIMIT STUDIES.
Q= QUALIFIER (FOOTNOTE)

FROM QUALITY CONTROL REPORT:
RPD= RELATIVE PERCENT DEVIATION.
RPT LIMIT= REPORTING LIMIT BASED ON METHOD DETECTION LIMIT STUDIES.

NOTE: THE UNITS REPORTED ON THE QUALITY CONTROL REPORT ARE REPORTED ON AN AS RUN BASIS.

SW-846, 3rd Edition, September 1986 and Revision 1, July 1992.
EPA 600/4-79-020, Revised March 1983.
NIOSH Manual of Analytical Methods, 3rd Edition.

GJ = GARY JACOBS
JLH = JAMES L. HERED
JR = JOHN REED
LV = LASSANDRA VON APPEN

ANALYTICAL TECHNOLOGIES, INC. 11 East Olive Road Pensacola, Florida 32514 (904) 474-1001

Quality Control Report

Analysis: VOLATILES (8010-8020)

Accession:	510352
Client:	SAFETY-KLEEN EHS ADMINISTRATION
Project Number:	95075-1111
Project Name:	SAFETY-KLEEN
Project Location:	MANHATTAN AVE., TAMPA, FL
Department:	GC/VOA

ANALYTICAL TECHNOLOGIES, INC. 11 East Olive Road Pensacola, Florida 32514 (904) 474-1001

Date 26-Oct-95

"QC Report"

Title: Water Blank
Batch: LUW157
Analysis Method: 8010/8020/SW 846, 3rd Edition, September 1986 and Revision 1, July 1992
Extraction Method: N/A

Blank Id: B Date Analyzed: 19-OCT-95 Date Extracted: N/A

Parameters:	Units:	Results:	Reporting Limits:
BENZENE	UG/L	ND	1
BROMODICHLOROMETHANE	UG/L	ND	1
BROMOFORM	UG/L	ND	2
BROMOMETHANE	UG/L	ND	2
CARBON TETRACHLORIDE	UG/L	ND	1
CHLOROBENZENE	UG/L	ND	1
CHLOROETHANE	UG/L	ND	5
2-CHLOROETHYLVINYLETHER	UG/L	ND	5
CHLOROFORM	UG/L	ND	2
CHLOROMETHANE	UG/L	ND	5
DIBROMOCHLOROMETHANE	UG/L	ND	5
1,2-DICHLOROBENZENE	UG/L	ND	2
1,3-DICHLOROBENZENE	UG/L	ND	2
1,4-DICHLOROBENZENE	UG/L	ND	2
DICHLORODIFLUOROMETHANE	UG/L	ND	5
1,1-DICHLOROETHANE	UG/L	ND	1
1,2-DICHLOROETHANE	UG/L	ND	1
1,1-DICHLOROETHENE	UG/L	ND	1
TRANS 1,2 DICHLOROETHENE	UG/L	ND	1
1,2-DICHLOROPROPANE	UG/L	ND	1
CIS-1,3-DICHLOROPROPENE	UG/L	ND	1
TRANS-1,3-DICHLOROPROPENE	UG/L	ND	1
ETHYLBENZENE	UG/L	ND	1
METHYLENE CHLORIDE	UG/L	ND	5
METHYL T-BUTYL ETHER	UG/L	ND	5
1,1,2,2-TETRACHLOROETHANE	UG/L	ND	1
TETRACHLOROETHENE	UG/L	ND	3
TOLUENE	UG/L	ND	5
1,1,1-TRICHLOROETHANE	UG/L	ND	1
1,1,2-TRICHLOROETHANE	UG/L	ND	2
TRICHLOROETHENE	UG/L	ND	1
TRICHLOROFLUOROMETHANE	UG/L	ND	2
VINYL CHLORIDE	UG/L	ND	1
XYLENES (TOTAL)	UG/L	ND	2
BENZYL CHLORIDE	UG/L**	ND	5
BROMOBENZENE	UG/L**	ND	3
DIBROMOMETHANE	UG/L**	ND	5
1,1,1,2 TETRACHLOROETHANE	UG/L**	ND	1
1,2,3 TRICHLOROPROPANE	UG/L**	ND	5
BROMOFLUOROBENZENE (PID)	%REC/SURR	113	87-113
BROMOFLUOROBENZENE (ELCD)	%REC/SURR	109	73-126
ANALYST	INITIALS	SR	

Comments:

ANALYTICAL TECHNOLOGIES, INC. 11 East Olive Road Pensacola, Florida 32514 (904) 474-1001

"QC Report"

Title: Water Reagent
Batch: LUW157
Analysis Method: 8010/8020/SW 846, 3rd Edition, September 1986 and Revision 1, July 1992
Extraction Method: N/A

RS Date Analyzed: 18-OCT-95
RSD Date Analyzed: 18-OCT-95

RS Date Extracted: N/A
RSD Date Extracted: N/A

Parameters:	Spike Added	Sample Conc	RS Conc	RS %Rec	RSD Conc	RSD %Rec	RPD	RPD Lmts	Rec Lmts
1,1-DICHLOROETHENE	50	<1	47	94	46	92	2	18	69-137
TRICHLOROETHENE	50	<1	47	94	47	94	0	14	73-128
BENZENE	50	<1	48	96	49	98	2	16	77-136
TOLUENE	50	<5	46	92	49	98	6	16	76-131
CHLOROBENZENE	50	<1	46	92	52	104	12	14	80-122
Surrogates:									
BROMOFLUOROBENZENE (ECD)				86		93			73-126
BROMOFLUOROBENZENE (PID)				93		100			87-113

Comments:

Notes:
N/S = NOT SUBMITTED N/A = NOT APPLICABLE D = DILUTED OUT
UG/L = PARTS PER BILLION. < = LESS THAN REPORTING LIMIT.
* = VALUES OUTSIDE OF QUALITY CONTROL LIMITS.
SOURCES FOR CONTROL LIMITS ARE INTERNAL LABORATORY QUALITY ASSURANCE PROGRAM AND REFERENCED METHOD.

ANALYTICAL TECHNOLOGIES, INC. 11 East Olive Road Pensacola, Florida 32514 (904) 474-1001

"QC Report"

Title: Water Matrix
Batch: LUW157
Analysis Method: 8010/8020/SW 846, 3rd Edition, September 1986 and Revision 1, July 1992
Extraction Method: N/A

Dry Weight %: N/A
Sample Spiked: 510228-2

MS Date Analyzed: 19-OCT-95
MSD Date Analyzed: 19-OCT-95

MS Date Extracted: N/A
MSD Date Extracted: N/A

Parameters:	Spike Added	Sample Conc	MS Conc	MS %Rec	MSD Conc	MSD %Rec	RPD	RPD Lmts	Rec Lmts
1,1-DICHLOROETHENE	50	<1	51	102	57	114	11	17	72-128
TRICHLOROETHENE	50	<1	51	102	58	116	13	15	73-123
BENZENE	50	<1	52	104	60	120	14	16	74-137
TOLUENE	50	<5	53	106	61	122	14	16	73-132
CHLOROBENZENE	50	<1	54	108	54	108	0	14	78-121
Surrogates:									
BROMOFLUOROBENZENE (ECD)				100		80			73-126
BROMOFLUOROBENZENE (PID)				104		87			87-113

Comments:

Notes:
N/S = NOT SUBMITTED N/A = NOT APPLICABLE D = DILUTED OUT
UG/L = PARTS PER BILLION. < = LESS THAN REPORTING LIMIT.
* = VALUES OUTSIDE OF QUALITY CONTROL LIMITS.
SOURCES FOR CONTROL LIMITS ARE INTERNAL LABORATORY QUALITY ASSURANCE PROGRAM AND REFERENCED METHOD.

Common notation for Organic reporting

N/S = NOT SUBMITTED
N/A = NOT APPLICABLE
D = DILUTED OUT
UG/L = PARTS PER BILLION.
UG/KG = PARTS PER BILLION.
MG/KG = PARTS PER MILLION.
MG/L = PARTS PER MILLION.
< = LESS THAN DETECTION LIMIT.
* = VALUES OUTSIDE OF QUALITY CONTROL LIMITS
SOURCES FOR CONTROL LIMITS ARE INTERNAL LABORATORY QUALITY ASSURANCE PROGRAM AND REFERENCED METHOD.
ORGANIC SOILS ARE REPORTED ON A DRY WEIGHT BASIS.
** COMPOUNDS FLAGGED IN METHOD ARE NOT WITHIN THE FIVE POINT CURVE. THEY ARE SEARCHED FOR QUALITATIVELY.
ND = NOT DETECTED ABOVE REPORTING LIMIT.

SR-SHELLEY REAMSMA
DC-DAVID CELESTIAL
SB-SHARON BRADDOCK
MM-MIKE MCKENZIE
KWS-KENDALL SMITH
KKS-KIMBERLY SMITH
PL-PAUL LESCHENSKY
BB-SUSAN BRADNER
MLP-MELISSA L. POPE
NC-NICOLE CALL

Analytical Technologies, Inc.
11 East Olive Road • Pensacola, Florida 32514 • (904) 474-1001

LMP B95-457

CHAIN OF CUSTODY

RT 1 - Bottle Shipment Information

ATI ACCESSION #: 510352

CLIENT: ECT

CLIENT PROJECT NUMBER: 94-118-111

QUANTITY OF SAMPLE CONTAINERS SHIPPED	PRESERVATIVE							PLASTIC CONTAINERS							GLASS CONTAINERS									NOTES
	H_2SO_4	HNO3	HCL	Zn Acetate	$Na_2S_2O_3$	Unpreserved	NaOH	8 oz.	16 oz.	32 oz.	½ gallon	1 gallon	Whirl-pak	100-ML Cup	120 ml (A)	1 liter (A)	1 liter (C)	40 ml Vial	4 oz. wm	8 oz. wm	16 oz. wm	32 oz. wm	D.I. Trip Blank	
3			✓															✓						
set 3			✓															✓						
3		✓							✓															
4			✓															✓					✓	
set 4			✓															✓					✓	

Relinquished By:	Time	Date	Received By:	~~Date~~ Time	~~Time~~ Date
Anthonia Catchings	0955	6-7-95	[illegible]	10/18/95	0800

PART 2 - Sample/Project Information

SAMPLE MATRIX CODES

DW DRINKING WATER
WW WASTEWATER
GW GROUNDWATER
AI AIR
SO SOIL
OI OIL
SW SURFACE WATER
SL SLUDGE
ST STORMWATER

PARAMETERS AND PRESERVATIVES REQUESTED

SAMPLE I.D.	SAMPLE DATE	SAMPLE TIME	MATRIX	624/8	8010/8020	TOTAL # OF BOTTLES
Influent.101895	10/18/95	1230	G.W.	1	2	3
InterCarbon.101895	↓	1235	↓	1	2	3
Effluent.101895	↓	1240	↓	1	2	3

Total Number of Bottles/Containers: 9

Relinquished By	Date	Time	Received By	Date	Time
~~Ray Smith~~			Ray Smith	10/18/95	0800
Ray Smith	10/18/95	1300	Linda L. Kitt	10/19/95	0948

Client	ECT		Purchase Order Number
Address	5405 Cypress Ctr Dr. Suite 200		Project Number ~~94-118-111~~ 95075-1111
City	Tampa	State FL / Zip 33609	Project Name Safety Kleen Manhattan
Phone Number	(813) 289-9398	Fax Number (813) 289-9388	Project Location Tampa, FL
Project Manager	Rick Stebinski		Sampled By Ray Smith

TURNAROUND TIMES	check below	SPECIAL INSTRUCTIONS
Standard - 14-21 days	✓	Hold Effluent
RUSH (must be approved in advance)		
48 hours - 2x standard price		
7 days - 1.5x standard price		
TCLP - 1 week rush 1.5x standard price		
QC Level none I II III IV (circle one)		Copies of report needed _____

FORM # 12694 — METRO PRINTING, INC., HUNTSVILLE, ALABAMA 35801

WHITE — LAB CANARY — REPORT PINK — CLIENT

Analytical Technologies, Inc. 11 East Olive Road Pensacola, Florida 32514 (904) 474-1001

RECEIVED
DEC 12 1995

SIGNATURE PAGE

Reviewed by: _____
ATI Project Manager

Client:	SAFETY-KLEEN EHS ADMINISTRATION ELGIN, IL
Project Name:	MANHATTAN SAFETY KLEEN
Project Number:	95074-1111
Project Location:	TAMPA, FL
Accession Number:	512064
Project Manager:	RICK STEBNISKI
Sampled By:	RAY SMITH

ANALYTICAL TECHNOLOGIES, INC. 11 East Olive Road Pensacola, Florida 32514 (904) 474-1001

Analysis Report

Analysis: RCRA METALS

Accession:	512064
Client:	SAFETY-KLEEN EHS ADMINISTRATION
Project Number:	95074-1111
Project Name:	MANHATTAN SAFETY KLEEN
Project Location:	TAMPA, FL
Department:	METALS

ANALYTICAL TECHNOLOGIES, INC. 11 East Olive Road Pensacola, Florida 32514 (904) 474-1001

"FINAL REPORT FORMAT - SINGLE"

Accession: 512064
Client: SAFETY-KLEEN EHS ADMINISTRATION
Project Number: 95074-1111
Project Name: MANHATTAN SAFETY KLEEN
Project Location: TAMPA, FL
Test: RCRA METALS
Matrix: GROUNDWATER
QC Level: II

Lab Id: 001
Client Sample Id: INFLUENT .112995
Sample Date/Time: 29-NOV-95 1000
Received Date: 30-NOV-95

Parameters:	Units:	Results:	Rpt Lmts:	Q:	Batch:	Analyst:
SILVER (6010)	MG/L	ND	0.01		A6W260	JR
ARSENIC (6010)	MG/L	ND	0.05		R6W260	JR
LEAD (6010)	MG/L	ND	0.05		P6W260	JR
SELENIUM (6010)	MG/L	ND	0.1		S6W260	JR
CADMIUM (6010)	MG/L	ND	0.005		C6W260	JR
CHROMIUM (6010)	MG/L	ND	0.01		H6W260	JR
BARIUM (6010)	MG/L	0.01	0.01		B6W260	JR
MERCURY (7470)	MG/L	ND	0.0002		M7W127	GJ

Comments:

ANALYTICAL TECHNOLOGIES, INC. 11 East Olive Road Pensacola, Florida 32514 (904) 474-1001

"FINAL REPORT FORMAT - SINGLE"

Accession: 512064
Client: SAFETY-KLEEN EHS ADMINISTRATION
Project Number: 95074-1111
Project Name: MANHATTAN SAFETY KLEEN
Project Location: TAMPA, FL
Test: RCRA METALS
Matrix: GROUNDWATER
QC Level: II

Lab Id: 002
Client Sample Id: INTERCARBON .112995
Sample Date/Time: 29-NOV-95 1005
Received-Date: 30-NOV-95

Parameters:	Units:	Results:	Rpt Lmts:	Q:	Batch:	Analyst:
SILVER (6010)	MG/L	ND	0.01		A6W260	JR
ARSENIC (6010)	MG/L	ND	0.05		R6W260	JR
LEAD (6010)	MG/L	ND	0.05		P6W260	JR
SELENIUM (6010)	MG/L	ND	0.1		S6W260	JR
CADMIUM (6010)	MG/L	ND	0.005		C6W260	JR
CHROMIUM (6010)	MG/L	ND	0.01		H6W260	JR
BARIUM (6010)	MG/L	ND	0.01		B6W260	JR
MERCURY (7470)	MG/L	ND	0.0002		M7W127	GJ

Comments:

ANALYTICAL TECHNOLOGIES, INC. 11 East Olive Road Pensacola, Florida 32514 (904) 474-1001

"Method Report Summary"

Accession Number: 512064
Client: SAFETY-KLEEN EHS ADMINISTRATION
Project Number: 95074-1111
Project Name: MANHATTAN SAFETY KLEEN
Project Location: TAMPA, FL
Test: RCRA METALS

Client Sample Id:	Parameter:	Unit:	Result:
INFLUENT .112995	BARIUM (6010)	MG/L	0.01

ANALYTICAL TECHNOLOGIES, INC. 11 East Olive Road Pensacola, Florida 32514 (904) 474-1001

Analysis Report

Analysis: VOLATILES (8010-8020)

Accession:	512064
Client:	SAFETY-KLEEN EHS ADMINISTRATION
Project Number:	95074-1111
Project Name:	MANHATTAN SAFETY KLEEN
Project Location:	TAMPA, FL
Department:	GC/VOA

ANALYTICAL TECHNOLOGIES, INC. 11 East Olive Road Pensacola, Florida 32514 (904) 474-1001

"FINAL REPORT FORMAT - SINGLE"

Accession: 512064
Client: SAFETY-KLEEN EHS ADMINISTRATION
Project Number: 95074-1111
Project Name: MANHATTAN SAFETY KLEEN
Project Location: TAMPA, FL
Test: VOLATILES (8010-8020)
Analysis Method: 8010/8020/SW 846, 3rd Edition, September 1986 and Revision 1, July 1992
Extraction Method: N/A
Matrix: GROUNDWATER
QC Level: II

Lab Id: 001
Client Sample Id: INFLUENT .112995
Sample Date/Time: 29-NOV-95 1000
Received Date: 30-NOV-95

Batch: LUW175
Blank: B
Dry Weight %: N/A
Extraction Date: N/A
Analysis Date: 01-DEC-95

Parameter:	Units:	Results:	Rpt Lmts:	Q:
BENZENE	UG/L	1	1	
BROMODICHLOROMETHANE	UG/L	ND	1	
BROMOFORM	UG/L	ND	2	
BROMOMETHANE	UG/L	ND	2	
CARBON TETRACHLORIDE	UG/L	ND	1	
CHLOROBENZENE	UG/L	27	1	
CHLOROETHANE	UG/L	ND	5	
2-CHLOROETHYLVINYLETHER	UG/L	ND	5	
CHLOROFORM	UG/L	ND	2	
CHLOROMETHANE	UG/L	ND	5	
DIBROMOCHLOROMETHANE	UG/L	ND	5	
1,2-DICHLOROBENZENE	UG/L	ND	2	
1,3-DICHLOROBENZENE	UG/L	ND	2	
1,4-DICHLOROBENZENE	UG/L	3	2	
DICHLORODIFLUOROMETHANE	UG/L	ND	5	
1,1-DICHLOROETHANE	UG/L	ND	1	
1,2-DICHLOROETHANE	UG/L	ND	1	
1,1-DICHLOROETHENE	UG/L	ND	1	
TRANS 1,2 DICHLOROETHENE	UG/L	ND	1	
1,2-DICHLOROPROPANE	UG/L	ND	1	
CIS-1,3-DICHLOROPROPENE	UG/L	ND	1	
TRANS-1,3-DICHLOROPROPENE	UG/L	ND	1	
ETHYLBENZENE	UG/L	6	1	
METHYLENE CHLORIDE	UG/L	ND	5	
METHYL T-BUTYL ETHER	UG/L	ND	5	
1,1,2,2-TETRACHLOROETHANE	UG/L	ND	1	
TETRACHLOROETHENE	UG/L	ND	3	
TOLUENE	UG/L	ND	5	
1,1,1-TRICHLOROETHANE	UG/L	ND	1	
1,1,2-TRICHLOROETHANE	UG/L	ND	2	
TRICHLOROETHENE	UG/L	ND	1	
TRICHLOROFLUOROMETHANE	UG/L	ND	2	
VINYL CHLORIDE	UG/L	ND	1	
XYLENES (TOTAL)	UG/L	5	2	
BENZYL CHLORIDE	UG/L**	ND	5	
BROMOBENZENE	UG/L**	ND	3	

ANALYTICAL TECHNOLOGIES, INC. 11 East Olive Road Pensacola, Florida 32514 (904) 474-1001

"FINAL REPORT FORMAT - SINGLE"

Accession: 512064
Client: SAFETY-KLEEN EHS ADMINISTRATION
Project Number: 95074-1111
Project Name: MANHATTAN SAFETY KLEEN
Project Location: TAMPA, FL
Test: VOLATILES (8010-8020)
Analysis Method: 8010/8020/SW 846, 3rd Edition, September 1986 and Revision 1, July 1992
Extraction Method: N/A
Matrix: GROUNDWATER
QC Level: II

Lab Id: 001
Client Sample Id: INFLUENT .112995
Sample Date/Time: 29-NOV-95 1000
Received Date: 30-NOV-95

Parameter:	Units:	Results:	Rpt Lmts:	Q:
DIBROMOMETHANE	UG/L**	ND	5	
1,1,1,2 TETRACHLOROETHANE	UG/L**	ND	1	
1,2,3 TRICHLOROPROPANE	UG/L**	ND	5	
BROMOFLUOROBENZENE (PID)	%REC/SURR	112	87-113	
BROMOFLUOROBENZENE (ELCD)	%REC/SURR	112	73-126	
ANALYST	INITIALS	MM		

Comments:

"FINAL REPORT FORMAT - SINGLE"

Accession: 512064
Client: SAFETY-KLEEN EHS ADMINISTRATION
Project Number: 95074-1111
Project Name: MANHATTAN SAFETY KLEEN
Project Location: TAMPA, FL
Test: VOLATILES (8010-8020)
Analysis Method: 8010/8020/SW 846, 3rd Edition, September 1986 and Revision 1, July 1992
Extraction Method: N/A
Matrix: GROUNDWATER
QC Level: II

Lab Id: 002
Client Sample Id: INTERCARBON .112995
Sample Date/Time: 29-NOV-95 1005
Received Date: 30-NOV-95

Batch: LUW175
Blank: B
Dry Weight %: N/A
Extraction Date: N/A
Analysis Date: 01-DEC-95

Parameter:	Units:	Results:	Rpt Lmts:	Q:
BENZENE	UG/L	ND	1	
BROMODICHLOROMETHANE	UG/L	ND	1	
BROMOFORM	UG/L	ND	2	
BROMOMETHANE	UG/L	ND	2	
CARBON TETRACHLORIDE	UG/L	ND	1	
CHLOROBENZENE	UG/L	ND	1	
CHLOROETHANE	UG/L	ND	5	
2-CHLOROETHYLVINYLETHER	UG/L	ND	5	
CHLOROFORM	UG/L	ND	2	
CHLOROMETHANE	UG/L	ND	5	
DIBROMOCHLOROMETHANE	UG/L	ND	5	
1,2-DICHLOROBENZENE	UG/L	ND	2	
1,3-DICHLOROBENZENE	UG/L	ND	2	
1,4-DICHLOROBENZENE	UG/L	ND	2	
DICHLORODIFLUOROMETHANE	UG/L	ND	5	
1,1-DICHLOROETHANE	UG/L	ND	1	
1,2-DICHLOROETHANE	UG/L	ND	1	
1,1-DICHLOROETHENE	UG/L	ND	1	
TRANS 1,2 DICHLOROETHENE	UG/L	ND	1	
1,2-DICHLOROPROPANE	UG/L	ND	1	
CIS-1,3-DICHLOROPROPENE	UG/L	ND	1	
TRANS-1,3-DICHLOROPROPENE	UG/L	ND	1	
ETHYLBENZENE	UG/L	ND	1	
METHYLENE CHLORIDE	UG/L	ND	5	
METHYL T-BUTYL ETHER	UG/L	ND	5	
1,1,2,2-TETRACHLOROETHANE	UG/L	ND	1	
TETRACHLOROETHENE	UG/L	ND	3	
TOLUENE	UG/L	ND	5	
1,1,1-TRICHLOROETHANE	UG/L	ND	1	
1,1,2-TRICHLOROETHANE	UG/L	ND	2	
TRICHLOROETHENE	UG/L	ND	1	
TRICHLOROFLUOROMETHANE	UG/L	ND	2	
VINYL CHLORIDE	UG/L	ND	1	
XYLENES (TOTAL)	UG/L	ND	2	
BENZYL CHLORIDE	UG/L**	ND	5	
BROMOBENZENE	UG/L**	ND	3	

"FINAL REPORT FORMAT - SINGLE"

Accession: 512064
Client: SAFETY-KLEEN EHS ADMINISTRATION
Project Number: 95074-1111
Project Name: MANHATTAN SAFETY KLEEN
Project Location: TAMPA, FL
Test: VOLATILES (8010-8020)
Analysis Method: 8010/8020/SW 846, 3rd Edition, September 1986 and Revision 1, July 1992
Extraction Method: N/A
Matrix: GROUNDWATER
QC Level: II

Lab Id: 002
Client Sample Id: INTERCARBON .112995
Sample Date/Time: 29-NOV-95 1005
Received Date: 30-NOV-95

Parameter:	Units:	Results:	Rpt Lmts:	Q:
DIBROMOMETHANE	UG/L**	ND	5	
1,1,1,2 TETRACHLOROETHANE	UG/L**	ND	1	
1,2,3 TRICHLOROPROPANE	UG/L**	ND	5	
BROMOFLUOROBENZENE (PID)	%REC/SURR	112	87-113	
BROMOFLUOROBENZENE (ELCD)	%REC/SURR	111	73-126	
ANALYST	INITIALS	MM		

Comments:

ANALYTICAL TECHNOLOGIES, INC. 11 East Olive Road Pensacola, Florida 32514 (904) 474-1001

"Method Report Summary"

Accession Number: 512064
Client: SAFETY-KLEEN EHS ADMINISTRATION
Project Number: 95074-1111
Project Name: MANHATTAN SAFETY KLEEN
Project Location: TAMPA, FL
Test: VOLATILES (8010-8020)

Client Sample Id:	Parameter:	Unit:	Result:
INFLUENT .112995	BENZENE	UG/L	1
	CHLOROBENZENE	UG/L	27
	1,4-DICHLOROBENZENE	UG/L	3
	ETHYLBENZENE	UG/L	6
	XYLENES (TOTAL)	UG/L	5

ANALYTICAL TECHNOLOGIES, INC. 11 East Olive Road Pensacola, Florida 32514 (904) 474-1001

Quality Control Report

Analysis: RCRA METALS

Accession:	512064
Client:	SAFETY-KLEEN EHS ADMINISTRATION
Project Number:	95074-1111
Project Name:	MANHATTAN SAFETY KLEEN
Project Location:	TAMPA, FL
Department:	METALS

ANALYTICAL TECHNOLOGIES, INC. 11 East Olive Road Pensacola, Florida 32514 (904) 474-1001

Date 08-Dec-95

"Metals Quality Control Report"

Parameter:	SILVER	ARSENIC	LEAD	SELENIUM	CADMIUM	CHROMIUM
Batch Id:	A6W260	R6W260	P6W260	S6W260	C6W260	H6W260
Blank Result:	<0.01	<0.05	<0.05	<0.1	<0.005	<0.01
Anal. Method:	6010	6010	6010	6010	6010	6010
Prep. Method:	3010	3010	3010	3010	3010	3010
Analysis Date:	07-DEC-95	07-DEC-95	07-DEC-95	07-DEC-95	07-DEC-95	07-DEC-95
Prep. Date:	06-DEC-95	06-DEC-95	06-DEC-95	06-DEC-95	06-DEC-95	06-DEC-95
Sample Duplication						
Sample Dup:	512062-2	512062-2	512062-2	512062-2	512062-2	512062-2
Rept Limit:	<0.01	<0.05	<0.05	<0.1	<0.005	<0.01
Sample Result:	2.0	2.0	2.0	2.0	2.0	2.0
Dup Result:	2.0	2.0	2.0	2.0	2.0	2.0
Sample RPD:	0	0	0	0	0	0
Max RPD:	20	20	20	20	20	20
Dry Weight%	N/A	N/A	N/A	N/A	N/A	N/A
Matrix Spike						
Sample Spiked:	512062-2	512062-2	512062-2	512062-2	512062-2	512062-2
Rept Limit:	<0.01	<0.05	<0.05	<0.1	<0.005	<0.01
Sample Result:	<0.01	<0.05	<0.05	<0.1	<0.005	<0.01
Spiked Result:	2.0	2.0	2.0	2.0	2.0	2.0
Spike Added:	2.0	2.0	2.0	2.0	2.0	2.0
% Recovery:	100	100	100	100	100	100
% Rec Limits:	75-125	75-125	75-125	75-125	75-125	75-125
Dry Weight%	N/A	N/A	N/A	N/A	N/A	N/A
ICV						
ICV Result:	4.6	4.8	4.9	4.8	4.6	4.7
True Result:	5.0	5.0	5.0	5.0	5.0	5.0
% Recovery:	92	96	98	96	92	94
% Rec Limits:	90-110	90-110	90-110	90-110	90-110	90-110
LCS						
LCS Result:	2.0	2.0	2.0	2.0	2.0	2.0
True Result:	2.0	2.0	2.0	2.0	2.0	2.0
% Recovery:	100	100	100	100	100	100
% Rec Limits:	80-120	80-120	80-120	80-120	80-120	80-120

ANALYTICAL TECHNOLOGIES, INC. 11 East Olive Road Pensacola, Florida 32514 (904) 474-1001

"Metals Quality Control Report"

Parameter:	BARIUM	MERCURY
Batch Id:	B6W260	M7W127
Blank Result:	<0.01	<0.0002
Anal. Method:	6010	7470
Prep. Method:	3010	7470
Analysis Date:	07-DEC-95	07-DEC-95
Prep. Date:	06-DEC-95	07-DEC-95

Sample Duplication

Sample Dup:	512062-2	512078-1
Rept Limit:	<0.01	<0.0002
Sample Result:	2.0	0.0048
Dup Result:	2.0	0.0047
Sample RPD:	0	2
Max RPD:	20	20
Dry Weight%	N/A	N/A

Matrix Spike

Sample Spiked:	512062-2	512078-1
Rept Limit:	<0.01	<0.0002
Sample Result:	0.01	<0.0002
Spiked Result:	2.0	0.0048
Spike Added:	2.0	0.0050
% Recovery:	100	96
% Rec Limits:	75-125	75-125
Dry Weight%	N/A	N/A

ICV

ICV Result:	4.5	0.0040
True Result:	5.0	0.0040
% Recovery:	90	100
% Rec Limits:	90-110	80-120

LCS

LCS Result:	2.0	0.0048
True Result:	2.0	0.0050
% Recovery:	100	96
% Rec Limits:	80-120	80-120

"Quality Control Comments"

Batch Id:	Comments:
A6W260	ANALYST: JR
A6W260	The results reported under "Sample Duplication" are the MS/MSD.
R6W260	ANALYST: JR
R6W260	The results reported under "Sample Duplication" are the MS/MSD.
P6W260	ANALYST: JR
P6W260	The results reported under "Sample Duplication" are the MS/MSD.
S6W260	ANALYST: JR
S6W260	The results reported under "Sample Duplication" are the MS/MSD.
C6W260	ANALYST: JR
C6W260	The results reported under "Sample Duplication" are the MS/MSD.
H6W260	ANALYST: JR
H6W260	The results reported under "Sample Duplication" are the MS/MSD.
B6W260	ANALYST: JR
B6W260	The results reported under "Sample Duplication" are the MS/MSD.
M7W127	ANALYST: JR
M7W127	The results reported under "Sample Duplication" are the MS/MSD.

----- Common Footnotes Metals -----

N/A = NOT APPLICABLE.
N/S = NOT SUBMITTED.
N/C = SAMPLE AND DUPLICATE RESULTS ARE AT OR BELOW ATI REPORTING LIMIT; THEREFORE, THE RPD IS "NOT CALCULABLE" AND NO CONTROL LIMITS APPLY.
N/D = NOT DETECTED.
DISS. OR D = DISSOLVED
T & D = TOTAL AND DISSOLVED
R = REACTIVE
T = TOTAL
G = SAMPLE AND/OR DUPLICATE RESULT IS BELOW 5 X ATI REPORTING LIMIT AND THE ABSOLUTE DIFFERENCE BETWEEN THE SAMPLE AND DUPLICATE RESULT IS AT OR BELOW ATI REPORTING LIMIT; THEREFORE, THE RESULTS ARE "IN CONTROL".
Q = THE ANALYTICAL (POST-DIGESTION) SPIKE IS REPORTED DUE TO PERCENT RECOVERY BEING OUTSIDE ACCEPTANCE LIMITS ON THE MATRIX (PRE-DIGESTION) SPIKE.
# = ELEVATED REPORTING LIMIT DUE TO INSUFFICIENT SAMPLE.
+ = ELEVATED REPORTING LIMIT DUE TO DILUTION INTO CALIBRATION RANGE.
* = ELEVATED REPORTING LIMIT DUE TO MATRIX INTERFERENCE. (DILUTION PRIOR TO ANALYSIS)
@ = ADJUSTED REPORTING LIMIT DUE TO SAMPLE MATRIX. (DILUTION PRIOR TO DIGESTION)
P = ANALYTICAL (POST DIGESTION) SPIKE.
I = DUPLICATE INJECTION.
& = AUTOMATED
F = SAMPLE SPIKED > 4 X SPIKE CONCENTRATION.
N/C+ = NOT CALCULABLE
N/C* = NOT CALCULABLE; SAMPLE SPIKED > 4 X SPIKE CONCENTRATION.
H = SAMPLE AND/OR DUPLICATE RESULT IS BELOW 5 X ATI REPORTING LIMIT AND THE ABSOLUTE DIFFERENCE BETWEEN THE RESULTS EXCEEDS THE ATI REPORTING LIMIT; THEREFORE, THE RESULTS ARE "OUT OF CONTROL".
A = SAMPLE AND DUPLICATE RESULTS ARE "OUT OF CONTROL".
Z = THE SAMPLE RESULT FOR THE SPIKE IS BELOW THE REPORTING LIMIT. HOWEVER, THIS RESULT IS REPORTED FOR ACCURATE QC CALCULATIONS.
NH= SAMPLE AND / OR DUPLICATE RESULT IS BELOW 5 X ATI REPORTING LIMIT AND THE ABSOLUTE DIFFERENCE BETWEEN THE RESULTS EXCEEDS THE ATI REPORTING LIMIT; THEREFORE, THE RESULTS ARE "OUT OF CONTROL". SAMPLE IS NON-HOMOGENEOUS.
J = (FLORIDA DEP 'J' FLAG) - MATRIX SPIKE AND POST SPIKE RECOVERY IS OUT OF THE ACCEPTABLE RANGE. SEE OUT OF CONTROL EVENTS FORM.
S = METHOD OF STANDARD ADDITIONS (MSA) WAS PERFORMED ON THIS SAMPLE.

FROM ANALYSIS REPORT:
RL= REPORTING LIMIT BASED ON METHOD DETECTION LIMIT STUDIES.
Q= QUALIFIER (FOOTNOTE)

FROM QUALITY CONTROL REPORT:
RPD= RELATIVE PERCENT DEVIATION.
RPT LIMIT= REPORTING LIMIT BASED ON METHOD DETECTION LIMIT STUDIES.

NOTE: THE UNITS REPORTED ON THE QUALITY CONTROL REPORT ARE REPORTED ON AN AS RUN BASIS.

SW-846, 3rd Edition, September 1986 and Revision 1, July 1992.
EPA 600/4-79-020, Revised March 1983.
NIOSH Manual of Analytical Methods, 3rd Edition.

GJ = GARY JACOBS
JLH = JAMES L. HERED
JR = JOHN REED
LV = LASSANDRA VON APPEN

ANALYTICAL TECHNOLOGIES, INC. 11 East Olive Road Pensacola, Florida 32514 (904) 474-1001

Quality Control Report

Analysis: VOLATILES (8010-8020)

Accession:	512064
Client:	SAFETY-KLEEN EHS ADMINISTRATION
Project Number:	95074-1111
Project Name:	MANHATTAN SAFETY KLEEN
Project Location:	TAMPA, FL
Department:	GC/VOA

ANALYTICAL TECHNOLOGIES, INC. 11 East Olive Road Pensacola, Florida 32514 (904) 474-1001

Date 07-Dec-95

"QC Report"

Title: Water Blank
Batch: LUW175
Analysis Method: 8010/8020/SW 846, 3rd Edition, September 1986 and Revision 1, July 1992
Extraction Method: N/A

Blank Id: B Date Analyzed: 01-DEC-95 Date Extracted: N/A

Parameters:	Units:	Results:	Reporting Limits:
BENZENE	UG/L	ND	1
BROMODICHLOROMETHANE	UG/L	ND	1
BROMOFORM	UG/L	ND	2
BROMOMETHANE	UG/L	ND	2
CARBON TETRACHLORIDE	UG/L	ND	1
CHLOROBENZENE	UG/L	ND	1
CHLOROETHANE	UG/L	ND	5
2-CHLOROETHYLVINYLETHER	UG/L	ND	5
CHLOROFORM	UG/L	ND	2
CHLOROMETHANE	UG/L	ND	5
DIBROMOCHLOROMETHANE	UG/L	ND	5
1,2-DICHLOROBENZENE	UG/L	ND	2
1,3-DICHLOROBENZENE	UG/L	ND	2
1,4-DICHLOROBENZENE	UG/L	ND	2
DICHLORODIFLUOROMETHANE	UG/L	ND	5
1,1-DICHLOROETHANE	UG/L	ND	1
1,2-DICHLOROETHANE	UG/L	ND	1
1,1-DICHLOROETHENE	UG/L	ND	1
TRANS 1,2 DICHLOROETHENE	UG/L	ND	1
1,2-DICHLOROPROPANE	UG/L	ND	1
CIS-1,3-DICHLOROPROPENE	UG/L	ND	1
TRANS-1,3-DICHLOROPROPENE	UG/L	ND	1
ETHYLBENZENE	UG/L	ND	1
METHYLENE CHLORIDE	UG/L	ND	5
METHYL T-BUTYL ETHER	UG/L	ND	5
1,1,2,2-TETRACHLOROETHANE	UG/L	ND	1
TETRACHLOROETHENE	UG/L	ND	3
TOLUENE	UG/L	ND	5
1,1,1-TRICHLOROETHANE	UG/L	ND	1
1,1,2-TRICHLOROETHANE	UG/L	ND	2
TRICHLOROETHENE	UG/L	ND	1
TRICHLOROFLUOROMETHANE	UG/L	ND	2
VINYL CHLORIDE	UG/L	ND	1
XYLENES (TOTAL)	UG/L	ND	2
BENZYL CHLORIDE	UG/L**	ND	5
BROMOBENZENE	UG/L**	ND	3
DIBROMOMETHANE	UG/L**	ND	5
1,1,1,2 TETRACHLOROETHANE	UG/L**	ND	1
1,2,3 TRICHLOROPROPANE	UG/L**	ND	5
BROMOFLUOROBENZENE (PID)	%REC/SURR	109	87-113
BROMOFLUOROBENZENE (ELCD)	%REC/SURR	112	73-126
ANALYST	INITIALS	MM	

Comments:

ANALYTICAL TECHNOLOGIES, INC. 11 East Olive Road Pensacola, Florida 32514 (904) 474-1001

Date 07-Dec-95

"QC Report"

Title: Water Reagent
Batch: LUW175
Analysis Method: 8010/8020/SW 846, 3rd Edition, September 1986 and Revision 1, July 1992
Extraction Method: N/A

RS Date Analyzed: 01-DEC-95
RSD Date Analyzed: 01-DEC-95

RS Date Extracted: N/A
RSD Date Extracted: N/A

Parameters:	Spike Added	Sample Conc	RS Conc	RS %Rec	RSD Conc	RSD %Rec	RPD	RPD Lmts	Rec Lmts
1,1-DICHLOROETHENE	50	<1	51	102	51	102	0	18	69-137
TRICHLOROETHENE	50	<1	51	102	55	110	8	14	73-128
BENZENE	50	<1	50	100	50	100	0	16	77-136
TOLUENE	50	<5	50	100	50	100	0	16	76-131
CHLOROBENZENE	50	<1	52	104	53	106	2	14	80-122
Surrogates:									
BROMOFLUOROBENZENE (ECD)				102		103			73-126
BROMOFLUOROBENZENE (PID)				98		98			87-113

Comments:

Notes:
N/S = NOT SUBMITTED N/A = NOT APPLICABLE D = DILUTED OUT
UG/L = PARTS PER BILLION. < = LESS THAN REPORTING LIMIT.
* = VALUES OUTSIDE OF QUALITY CONTROL LIMITS.
SOURCES FOR CONTROL LIMITS ARE INTERNAL LABORATORY QUALITY ASSURANCE PROGRAM AND REFERENCED METHOD.

ANALYTICAL TECHNOLOGIES, INC. 11 East Olive Road Pensacola, Florida 32514 (904) 474-1001

"QC Report"

Title: Water Matrix
Batch: LUW175
Analysis Method: 8010/8020/SW 846, 3rd Edition, September 1986 and Revision 1, July 1992
Extraction Method: N/A

Dry Weight %: N/A
Sample Spiked: 512064-2

MS Date Analyzed: 02-DEC-95
MSD Date Analyzed: 02-DEC-95

MS Date Extracted: N/A
MSD Date Extracted: N/A

Parameters:	Spike Added	Sample Conc	MS Conc	MS %Rec	MSD Conc	MSD %Rec	RPD	RPD Lmts	Rec Lmts
1,1-DICHLOROETHENE	50	<1	51	102	46	92	10	17	72-128
TRICHLOROETHENE	50	<1	52	104	49	98	6	15	73-123
BENZENE	50	<1	53	106	51	102	4	16	74-137
TOLUENE	50	<5	52	104	50	100	4	16	73-132
CHLOROBENZENE	50	<1	54	108	54	108	0	14	78-121
Surrogates:									
BROMOFLUOROBENZENE (ECD)				123		119			73-126
BROMOFLUOROBENZENE (PID)				99		102			87-113

Comments:

Notes:
N/S = NOT SUBMITTED N/A = NOT APPLICABLE D = DILUTED OUT
UG/L = PARTS PER BILLION. < = LESS THAN REPORTING LIMIT.
* = VALUES OUTSIDE OF QUALITY CONTROL LIMITS.
SOURCES FOR CONTROL LIMITS ARE INTERNAL LABORATORY QUALITY ASSURANCE PROGRAM AND REFERENCED METHOD.

Common notation for Organic reporting

N/S = NOT SUBMITTED
N/A = NOT APPLICABLE
D = DILUTED OUT
UG/L = PARTS PER BILLION.
UG/KG = PARTS PER BILLION.
MG/KG = PARTS PER MILLION.
MG/L = PARTS PER MILLION.
< = LESS THAN DETECTION LIMIT.
* = VALUES OUTSIDE OF QUALITY CONTROL LIMITS
SOURCES FOR CONTROL LIMITS ARE INTERNAL LABORATORY QUALITY ASSURANCE PROGRAM AND REFERENCED METHOD.
ORGANIC SOILS ARE REPORTED ON A DRY WEIGHT BASIS.
** COMPOUNDS FLAGGED IN METHOD ARE NOT WITHIN THE FIVE POINT CURVE. THEY ARE SEARCHED FOR QUALITATIVELY.
ND = NOT DETECTED ABOVE REPORTING LIMIT.

SR-SHELLEY REAMSMA
DC-DAVID CELESTIAL
SB-SHARON BRADDOCK
MM-MIKE MCKENZIE
KWS-KENDALL SMITH
KKS-KIMBERLY SMITH
PL-PAUL LESCHENSKY
BB-SUSAN BRADNER
MLP-MELISSA L. POPE
NC-NICOLE CALL

LMP B95-45D

Analytical Technologies, Inc.
11 East Olive Road • Pensacola, Florida 32514 • (904) 474-1001

CHAIN OF CUSTODY

PART 1 - Bottle Shipment Information

ATI ACCESSION #: 512064

CLIENT: ECT

CLIENT PROJECT NUMBER: 94-118-111

QUANTITY OF SAMPLE CONTAINERS SHIPPED	PRESERVATIVE							PLASTIC CONTAINERS							GLASS CONTAINERS									NOTES
	H_2SO_4	HNO3	HCL	Zn Acetate	$Na_2S_2O_3$	Unpreserved	NaOH	8 oz.	16 oz.	32 oz.	½ gallon	1 gallon	Whirl-pak	100-ML Cup	120 ml (A)	1 liter (A)	1 liter (C)	40 ml Vial	4 oz. wm	8 oz. wm	16 oz. wm	32 oz. wm	D.I. Trip Blank	
SET 3			✓															✓						
SET 1			✓															✓					✓	
3		✓							✓															

Relinquished By:	Time	Date	Received By:	Time	Date
Rick Putt	1210	9-25-95	[illegible]	0700	11/29/95

PART 2 - Sample/Project Information

SAMPLE MATRIX CODES

DW DRINKING WATER · AI AIR · SW SURFACE WATER
WW WASTEWATER · SO SOIL · SL SLUDGE
GW GROUNDWATER · OI OIL · ST STORMWATER

PARAMETERS AND PRESERVATIVES REQUESTED

SAMPLE I.D.	SAMPLE DATE	SAMPLE TIME	MATRIX	8010/8020	RCRA 8	TOTAL # OF BOTTLES
Influent. 112995	11/29/95	1000	G.W.	2	1	3
InterCarbon. 112995	↓	1005	↓	2	1	3
Effluent. 112995	↓	1010	↓	2	1	3
						~~9~~
					Total Number of Bottles/Containers:	9

Relinquished By	Date	Time	Received By	Date	Time
[illegible]	11/29/95	1215	L Lane	11/30/95	1017

Client	ECT		Purchase Order Number
Address	5405 Cypress Center Dr Suite 200		Project Number 95074-1111
City	Tampa	State FL / Zip	Project Name Manhattan Safety Kleen
Phone Number	(813) 289-9538	Fax Number (813) 289-9388	Project Location Tampa, FL
Project Manager	Rick Stebnski		Sampled By [illegible]

TURNAROUND TIMES	check below	SPECIAL INSTRUCTIONS
Standard - 14-21 days		*HOLD Effluent
RUSH (must be approved in advance)		
<- 48 hours - 2x standard price		
3-7 days - 1.5x standard price		
TCLP - 1 week rush 1.5x standard price		
QC Level none I II III IV (circle one)		Copies of report needed _____

AnalyticalTechnologies, Inc. 11 East Olive Road Pensacola, Florida 32514 (904) 474-1001

SIGNATURE PAGE

Reviewed by: _____
ATI Project Manager

Client:	SAFETY-KLEEN EHS ADMINISTRATION ELGIN, IL
Project Name:	MANHATTAN SAFETY KLEEN
Project Number:	95075-1111
Project Location:	TAMPA, FL
Accession Number:	512528
Project Manager:	RICK STEBINSKI (ECT, FL)
Sampled By:	RAY SMITH

ANALYTICAL TECHNOLOGIES, INC. 11 East Olive Road Pensacola, Florida 32514 (904) 474-1001

Analysis Report

Analysis: RCRA METALS

Accession:	512528
Client:	SAFETY-KLEEN EHS ADMINISTRATION
Project Number:	95075-1111
Project Name:	MANHATTAN SAFETY KLEEN
Project Location:	TAMPA, FL
Department:	METALS

ANALYTICAL TECHNOLOGIES, INC. 11 East Olive Road Pensacola, Florida 32514 (904) 474-1001

"FINAL REPORT FORMAT - MULTIPLE"

Accession: 512528
Client: SAFETY-KLEEN EHS ADMINISTRATION
Project Number: 95075-1111
Project Name: MANHATTAN SAFETY KLEEN
Project Location: TAMPA, FL
Test: RCRA METALS
QcLevel: II

Parameter:	Unit:	Result:	R.L:	Batch:	Q:
Client ID: PRECARBON.121895			Lab ID:001		
SILVER (6010)	MG/L	ND	0.01	A6W270	
ARSENIC (6010)	MG/L	ND	0.05	R6W270	
LEAD (6010)	MG/L	ND	0.05	P6W270	
SELENIUM (6010)	MG/L	ND	0.1	S6W270	
CADMIUM (6010)	MG/L	ND	0.005	C6W270	
CHROMIUM (6010)	MG/L	ND	0.01	H6W270	
BARIUM (6010)	MG/L	0.01	0.01	B6W270	
MERCURY (7470)	MG/L	ND	0.0002	M7W134	
Comments:					
Client ID: INTERCARBON.121895			Lab ID:002		
SILVER (6010)	MG/L	ND	0.01	A6W270	
ARSENIC (6010)	MG/L	ND	0.05	R6W270	
LEAD (6010)	MG/L	ND	0.05	P6W270	
SELENIUM (6010)	MG/L	ND	0.1	S6W270	
CADMIUM (6010)	MG/L	ND	0.005	C6W270	
CHROMIUM (6010)	MG/L	ND	0.01	H6W270	
BARIUM (6010)	MG/L	ND	0.01	B6W270	
MERCURY (7470)	MG/L	ND	0.0002	M7W134	
Comments:					
Client ID: POSTCARBON.121895			Lab ID:003		
SILVER (6010)	MG/L	ND	0.01	A6W270	
ARSENIC (6010)	MG/L	ND	0.05	R6W270	
LEAD (6010)	MG/L	ND	0.05	P6W270	
SELENIUM (6010)	MG/L	ND	0.1	S6W270	
CADMIUM (6010)	MG/L	ND	0.005	C6W270	
CHROMIUM (6010)	MG/L	ND	0.01	H6W270	
BARIUM (6010)	MG/L	ND	0.01	B6W270	
MERCURY (7470)	MG/L	ND	0.0002	M7W134	
Comments:					

ANALYTICAL TECHNOLOGIES, INC. 11 East Olive Road Pensacola, Florida 32514 (904) 474-1001

"FINAL REPORT FORMAT - MULTIPLE"

Accession: 512528
Client: SAFETY-KLEEN EHS ADMINISTRATION
Project Number: 95075-1111
Project Name: MANHATTAN SAFETY KLEEN
Project Location: TAMPA, FL
Test: RCRA METALS

Client Id:	Lab Id:	Matrix:	Date/Time Sampled:	Date Received:
PRECARBON.121895	001	GROUNDWATER	18-DEC-95 1245	19-DEC-95
INTERCARBON.121895	002	GROUNDWATER	18-DEC-95 1250	19-DEC-95
POSTCARBON.121895	003	GROUNDWATER	18-DEC-95 1255	19-DEC-95

ANALYTICAL TECHNOLOGIES, INC. 11 East Olive Road Pensacola, Florida 32514 (904) 474-1001

"Method Report Summary"

Accession Number: 512528
Client: SAFETY-KLEEN EHS ADMINISTRATION
Project Number: 95075-1111
Project Name: MANHATTAN SAFETY KLEEN
Project Location: TAMPA, FL
Test: RCRA METALS

Client Sample Id:	Parameter:	Unit:	Result:
PRECARBON.121895	BARIUM (6010)	MG/L	0.01

ANALYTICAL TECHNOLOGIES, INC. 11 East Olive Road Pensacola, Florida 32514 (904) 474-1001

Analysis Report

Analysis: VOLATILES (8010-8020)

Accession:	512528
Client:	SAFETY-KLEEN EHS ADMINISTRATION
Project Number:	95075-1111
Project Name:	MANHATTAN SAFETY KLEEN
Project Location:	TAMPA, FL
Department:	GC/VOA

ANALYTICAL TECHNOLOGIES, INC. 11 East Olive Road Pensacola, Florida 32514 (904) 474-1001

"FINAL REPORT FORMAT - SINGLE"

Accession: 512528
Client: SAFETY-KLEEN EHS ADMINISTRATION
Project Number: 95075-1111
Project Name: MANHATTAN SAFETY KLEEN
Project Location: TAMPA, FL
Test: VOLATILES (8010-8020)
Analysis Method: 8010/8020/SW 846, 3rd Edition, September 1986 and Revision 1, July 1992
Extraction Method: N/A
Matrix: GROUNDWATER
QC Level: II

Lab Id: 001
Client Sample Id: PRECARBON.121895
Sample Date/Time: 18-DEC-95 1245
Received Date: 19-DEC-95

Batch: LUW186
Blank: A
Dry Weight %: N/A
Extraction Date: N/A
Analysis Date: 27-DEC-95

Parameter:	Units:	Results:	Rpt Lmts:	Q:
BENZENE	UG/L	ND	1	
BROMODICHLOROMETHANE	UG/L	ND	1	
BROMOFORM	UG/L	ND	2	
BROMOMETHANE	UG/L	ND	2	
CARBON TETRACHLORIDE	UG/L	ND	1	
CHLOROBENZENE	UG/L	24	1	
CHLOROETHANE	UG/L	ND	5	
2-CHLOROETHYLVINYLETHER	UG/L	ND	5	
CHLOROFORM	UG/L	ND	2	
CHLOROMETHANE	UG/L	ND	5	
DIBROMOCHLOROMETHANE	UG/L	ND	5	
1,2-DICHLOROBENZENE	UG/L	ND	2	
1,3-DICHLOROBENZENE	UG/L	ND	2	
1,4-DICHLOROBENZENE	UG/L	2	2	
DICHLORODIFLUOROMETHANE	UG/L	ND	5	
1,1-DICHLOROETHANE	UG/L	ND	1	
1,2-DICHLOROETHANE	UG/L	ND	1	
1,1-DICHLOROETHENE	UG/L	ND	1	
TRANS 1,2 DICHLOROETHENE	UG/L	ND	1	
1,2-DICHLOROPROPANE	UG/L	ND	1	
CIS-1,3-DICHLOROPROPENE	UG/L	ND	1	
TRANS-1,3-DICHLOROPROPENE	UG/L	ND	1	
ETHYLBENZENE	UG/L	5	1	
METHYLENE CHLORIDE	UG/L	ND	5	
METHYL T-BUTYL ETHER	UG/L	ND	5	
1,1,2,2-TETRACHLOROETHANE	UG/L	ND	1	
TETRACHLOROETHENE	UG/L	ND	3	
TOLUENE	UG/L	ND	5	
1,1,1-TRICHLOROETHANE	UG/L	ND	1	
1,1,2-TRICHLOROETHANE	UG/L	ND	2	
TRICHLOROETHENE	UG/L	ND	1	
TRICHLOROFLUOROMETHANE	UG/L	ND	2	
VINYL CHLORIDE	UG/L	ND	1	
XYLENES (TOTAL)	UG/L	4	2	
BENZYL CHLORIDE	UG/L**	ND	5	
BROMOBENZENE	UG/L**	ND	3	

ANALYTICAL TECHNOLOGIES, INC. 11 East Olive Road Pensacola, Florida 32514 (904) 474-1001

"FINAL REPORT FORMAT - SINGLE"

Accession: 512528
Client: SAFETY-KLEEN EHS ADMINISTRATION
Project Number: 95075-1111
Project Name: MANHATTAN SAFETY KLEEN
Project Location: TAMPA, FL
Test: VOLATILES (8010-8020)
Analysis Method: 8010/8020/SW 846, 3rd Edition, September 1986 and Revision 1, July 1992
Extraction Method: N/A
Matrix: GROUNDWATER
QC Level: II

Lab Id: 001
Client Sample Id: PRECARBON.121895
Sample Date/Time: 18-DEC-95 1245
Received Date: 19-DEC-95

Parameter:	Units:	Results:	Rpt Lmts:	Q:
DIBROMOMETHANE	UG/L**	ND	5	
1,1,1,2 TETRACHLOROETHANE	UG/L**	ND	1	
1,2,3 TRICHLOROPROPANE	UG/L**	ND	5	
BROMOFLUOROBENZENE (PID)	%REC/SURR	103	87-113	
BROMOFLUOROBENZENE (ELCD)	%REC/SURR	115	73-126	
ANALYST	INITIALS	MM		

Comments:

"FINAL REPORT FORMAT - SINGLE"

Accession: 512528
Client: SAFETY-KLEEN EHS ADMINISTRATION
Project Number: 95075-1111
Project Name: MANHATTAN SAFETY KLEEN
Project Location: TAMPA, FL
Test: VOLATILES (8010-8020)
Analysis Method: 8010/8020/SW 846, 3rd Edition, September 1986 and Revision 1, July 1992
Extraction Method: N/A
Matrix: GROUNDWATER
QC Level: II

Lab Id: 002
Client Sample Id: INTERCARBON.121895
Sample Date/Time: 18-DEC-95 1250
Received Date: 19-DEC-95

Batch: LUW184
Blank: C
Dry Weight %: N/A
Extraction Date: N/A
Analysis Date: 27-DEC-95

Parameter:	Units:	Results:	Rpt Lmts:	Q:
BENZENE	UG/L	ND	1	
BROMODICHLOROMETHANE	UG/L	ND	1	
BROMOFORM	UG/L	ND	2	
BROMOMETHANE	UG/L	ND	2	
CARBON TETRACHLORIDE	UG/L	ND	1	
CHLOROBENZENE	UG/L	ND	1	
CHLOROETHANE	UG/L	ND	5	
2-CHLOROETHYLVINYLETHER	UG/L	ND	5	
CHLOROFORM	UG/L	ND	2	
CHLOROMETHANE	UG/L	ND	5	
DIBROMOCHLOROMETHANE	UG/L	ND	5	
1,2-DICHLOROBENZENE	UG/L	ND	2	
1,3-DICHLOROBENZENE	UG/L	ND	2	
1,4-DICHLOROBENZENE	UG/L	ND	2	
DICHLORODIFLUOROMETHANE	UG/L	ND	5	
1,1-DICHLOROETHANE	UG/L	ND	1	
1,2-DICHLOROETHANE	UG/L	ND	1	
1,1-DICHLOROETHENE	UG/L	ND	1	
TRANS 1,2 DICHLOROETHENE	UG/L	ND	1	
1,2-DICHLOROPROPANE	UG/L	ND	1	
CIS-1,3-DICHLOROPROPENE	UG/L	ND	1	
TRANS-1,3-DICHLOROPROPENE	UG/L	ND	1	
ETHYLBENZENE	UG/L	ND	1	
METHYLENE CHLORIDE	UG/L	ND	5	
METHYL T-BUTYL ETHER	UG/L	ND	5	
1,1,2,2-TETRACHLOROETHANE	UG/L	ND	1	
TETRACHLOROETHENE	UG/L	ND	3	
TOLUENE	UG/L	ND	5	
1,1,1-TRICHLOROETHANE	UG/L	ND	1	
1,1,2-TRICHLOROETHANE	UG/L	ND	2	
TRICHLOROETHENE	UG/L	ND	1	
TRICHLOROFLUOROMETHANE	UG/L	ND	2	
VINYL CHLORIDE	UG/L	ND	1	
XYLENES (TOTAL)	UG/L	ND	2	
BENZYL CHLORIDE	UG/L**	ND	5	
BROMOBENZENE	UG/L**	ND	3	

"FINAL REPORT FORMAT - SINGLE"

Accession: 512528
Client: SAFETY-KLEEN EHS ADMINISTRATION
Project Number: 95075-1111
Project Name: MANHATTAN SAFETY KLEEN
Project Location: TAMPA, FL
Test: VOLATILES (8010-8020)
Analysis Method: 8010/8020/SW 846, 3rd Edition, September 1986 and Revision 1, July 1992
Extraction Method: N/A
Matrix: GROUNDWATER
QC Level: II

Lab Id: 002
Client Sample Id: INTERCARBON.121895
Sample Date/Time: 18-DEC-95 1250
Received Date: 19-DEC-95

Parameter:	Units:	Results:	Rpt Lmts:	Q:
DIBROMOMETHANE	UG/L**	ND	5	
1,1,1,2 TETRACHLOROETHANE	UG/L**	ND	1	
1,2,3 TRICHLOROPROPANE	UG/L**	ND	5	
BROMOFLUOROBENZENE (PID)	%REC/SURR	112	87-113	
BROMOFLUOROBENZENE (ELCD)	%REC/SURR	120	73-126	
ANALYST	INITIALS	MM		

Comments:

ANALYTICAL TECHNOLOGIES, INC. 11 East Olive Road Pensacola, Florida 32514 (904) 474-1001

"FINAL REPORT FORMAT - SINGLE"

Accession: 512528
Client: SAFETY-KLEEN EHS ADMINISTRATION
Project Number: 95075-1111
Project Name: MANHATTAN SAFETY KLEEN
Project Location: TAMPA, FL
Test: VOLATILES (8010-8020)
Analysis Method: 8010/8020/SW 846, 3rd Edition, September 1986 and Revision 1, July 1992
Extraction Method: N/A
Matrix: GROUNDWATER
QC Level: II

Lab Id: 003
Client Sample Id: POSTCARBON.121895
Sample Date/Time: 18-DEC-95 1255
Received Date: 19-DEC-95

Batch: LUW186
Blank: A
Dry Weight %: N/A
Extraction Date: N/A
Analysis Date: 27-DEC-95

Parameter:	Units:	Results:	Rpt Lmts:	Q:
BENZENE	UG/L	ND	1	
BROMODICHLOROMETHANE	UG/L	ND	1	
BROMOFORM	UG/L	ND	2	
BROMOMETHANE	UG/L	ND	2	
CARBON TETRACHLORIDE	UG/L	ND	1	
CHLOROBENZENE	UG/L	ND	1	
CHLOROETHANE	UG/L	ND	5	
2-CHLOROETHYLVINYLETHER	UG/L	ND	5	
CHLOROFORM	UG/L	ND	2	
CHLOROMETHANE	UG/L	ND	5	
DIBROMOCHLOROMETHANE	UG/L	ND	5	
1,2-DICHLOROBENZENE	UG/L	ND	2	
1,3-DICHLOROBENZENE	UG/L	ND	2	
1,4-DICHLOROBENZENE	UG/L	ND	2	
DICHLORODIFLUOROMETHANE	UG/L	ND	5	
1,1-DICHLOROETHANE	UG/L	ND	1	
1,2-DICHLOROETHANE	UG/L	ND	1	
1,1-DICHLOROETHENE	UG/L	ND	1	
TRANS 1,2 DICHLOROETHENE	UG/L	ND	1	
1,2-DICHLOROPROPANE	UG/L	ND	1	
CIS-1,3-DICHLOROPROPENE	UG/L	ND	1	
TRANS-1,3-DICHLOROPROPENE	UG/L	ND	1	
ETHYLBENZENE	UG/L	ND	1	
METHYLENE CHLORIDE	UG/L	ND	5	
METHYL T-BUTYL ETHER	UG/L	ND	5	
1,1,2,2-TETRACHLOROETHANE	UG/L	ND	1	
TETRACHLOROETHENE	UG/L	ND	3	
TOLUENE	UG/L	ND	5	
1,1,1-TRICHLOROETHANE	UG/L	ND	1	
1,1,2-TRICHLOROETHANE	UG/L	ND	2	
TRICHLOROETHENE	UG/L	ND	1	
TRICHLOROFLUOROMETHANE	UG/L	ND	2	
VINYL CHLORIDE	UG/L	ND	1	
XYLENES (TOTAL)	UG/L	ND	2	
BENZYL CHLORIDE	UG/L**	ND	5	
BROMOBENZENE	UG/L**	ND	3	

"FINAL REPORT FORMAT - SINGLE"

Accession: 512528
Client: SAFETY-KLEEN EHS ADMINISTRATION
Project Number: 95075-1111
Project Name: MANHATTAN SAFETY KLEEN
Project Location: TAMPA, FL
Test: VOLATILES (8010-8020)
Analysis Method: 8010/8020/SW 846, 3rd Edition, September 1986 and Revision 1, July 1992
Extraction Method: N/A
Matrix: GROUNDWATER
QC Level: II

Lab Id: 003
Client Sample Id: POSTCARBON.121895
Sample Date/Time: 18-DEC-95 1255
Received Date: 19-DEC-95

Parameter:	Units:	Results:	Rpt Lmts:	Q:
DIBROMOMETHANE	UG/L**	ND	5	
1,1,1,2 TETRACHLOROETHANE	UG/L**	ND	1	
1,2,3 TRICHLOROPROPANE	UG/L**	ND	5	
BROMOFLUOROBENZENE (PID)	%REC/SURR	108	87-113	
BROMOFLUOROBENZENE (ELCD)	%REC/SURR	118	73-126	
ANALYST	INITIALS	MM		

Comments:

ANALYTICAL TECHNOLOGIES, INC. 11 East Olive Road Pensacola, Florida 32514 (904) 474-1001

"Method Report Summary"

Accession Number: 512528
Client: SAFETY-KLEEN EHS ADMINISTRATION
Project Number: 95075-1111
Project Name: MANHATTAN SAFETY KLEEN
Project Location: TAMPA, FL
Test: VOLATILES (8010-8020)

Client Sample Id:	Parameter:	Unit:	Result:
PRECARBON.121895	CHLOROBENZENE	UG/L	24
	1,4-DICHLOROBENZENE	UG/L	2
	ETHYLBENZENE	UG/L	5
	XYLENES (TOTAL)	UG/L	4

ANALYTICAL TECHNOLOGIES, INC. 11 East Olive Road Pensacola, Florida 32514 (904) 474-1001

Quality Control Report

Analysis: RCRA METALS

Accession:	512528
Client:	SAFETY-KLEEN EHS ADMINISTRATION
Project Number:	95075-1111
Project Name:	MANHATTAN SAFETY KLEEN
Project Location:	TAMPA, FL
Department:	METALS

ANALYTICAL TECHNOLOGIES, INC. 11 East Olive Road Pensacola, Florida 32514 (904) 474-1001

"Metals Quality Control Report"

Parameter:	SILVER	ARSENIC	LEAD	SELENIUM	CADMIUM	CHROMIUM
Batch Id:	A6W270	R6W270	P6W270	S6W270	C6W270	H6W270
Blank Result:	<0.01	<0.05	<0.05	<0.1	<0.005	<0.01
Anal. Method:	6010	6010	6010	6010	6010	6010
Prep. Method:	3010	3010	3010	3010	3010	3010
Analysis Date:	26-DEC-95	26-DEC-95	26-DEC-95	26-DEC-95	26-DEC-95	26-DEC-95
Prep. Date:	22-DEC-95	22-DEC-95	22-DEC-95	22-DEC-95	22-DEC-95	22-DEC-95
Sample Duplication						
Sample Dup:	512538-1	512538-1	512538-1	512538-1	512538-1	512538-1
Rept Limit:	<0.01	<0.05	<0.05	<0.1	<0.005	<0.01
Sample Result:	2.0	1.9	2.0	1.9	1.9	2.0
Dup Result:	2.0	2.0	2.0	1.9	1.9	2.0
Sample RPD:	0	5	0	0	0	0
Max RPD:	20	20	20	20	20	20
Dry Weight%	N/A	N/A	N/A	N/A	N/A	N/A
Matrix Spike						
Sample Spiked:	512538-1	512538-1	512538-1	512538-1	512538-1	512538-1
Rept Limit:	<0.01	<0.05	<0.05	<0.1	<0.005	<0.01
Sample Result:	<0.01	<0.05	<0.05	<0.1	<0.005	<0.01
Spiked Result:	2.0	1.9	2.0	1.9	1.9	2.0
Spike Added:	2.0	2.0	2.0	2.0	2.0	2.0
% Recovery:	100	95	100	95	95	100
% Rec Limits:	75-125	75-125	75-125	75-125	75-125	75-125
Dry Weight%	N/A	N/A	N/A	N/A	N/A	N/A
ICV						
ICV Result:	4.7	4.8	4.9	4.9	4.7	4.8
True Result:	5.0	5.0	5.0	5.0	5.0	5.0
% Recovery:	94	96	98	98	94	96
% Rec Limits:	90-110	90-110	90-110	90-110	90-110	90-110
LCS						
LCS Result:	2.0	2.0	2.0	1.9	1.9	2.0
True Result:	2.0	2.0	2.0	2.0	2.0	2.0
% Recovery:	100	100	100	95	95	100
% Rec Limits:	80-120	80-120	80-120	80-120	80-120	80-120

ANALYTICAL TECHNOLOGIES, INC. 11 East Olive Road Pensacola, Florida 32514 (904) 474-1001

"Metals Quality Control Report"

Parameter:	BARIUM	MERCURY
Batch Id:	B6W270	M7W134
Blank Result:	<0.01	<0.0002
Anal. Method:	6010	7470
Prep. Method:	3010	7470
Analysis Date:	26-DEC-95	28-DEC-95
Prep. Date:	22-DEC-95	28-DEC-95

Sample Duplication

Sample Dup:	512538-1	512528-1
Rept Limit:	<0.01	<0.0002
Sample Result:	2.0	0.0051
Dup Result:	2.0	0.0052
Sample RPD:	0	2
Max RPD:	20	20
Dry Weight%	N/A	N/A

Matrix Spike

Sample Spiked:	512538-1	512528-1
Rept Limit:	<0.01	<0.0002
Sample Result:	0.09	<0.0002
Spiked Result:	2.0	0.0051
Spike Added:	2.0	0.0050
% Recovery:	96	102
% Rec Limits:	75-125	75-125
Dry Weight%	N/A	N/A

ICV

ICV Result:	4.8	0.0040
True Result:	5.0	0.0040
% Recovery:	96	100
% Rec Limits:	90-110	80-120

LCS

LCS Result:	1.9	0.0051
True Result:	2.0	0.0050
% Recovery:	95	102
% Rec Limits:	80-120	80-120

"Quality Control Comments"

Batch Id:	Comments:
A6W270	ANALYST: JR
A6W270	The results reported under "Sample Duplication" are the MS/MSD.
R6W270	ANALYST: JR
R6W270	The results reported under "Sample Duplication" are the MS/MSD.
P6W270	ANALYST: JR
P6W270	The results reported under "Sample Duplication" are the MS/MSD.
S6W270	ANALYST: JR
S6W270	The results reported under "Sample Duplication" are the MS/MSD.
C6W270	ANALYST: JR
C6W270	The results reported under "Sample Duplication" are the MS/MSD.
H6W270	ANALYST: JR
H6W270	The results reported under "Sample Duplication" are the MS/MSD.
B6W270	ANALYST: JR
B6W270	The results reported under "Sample Duplication" are the MS/MSD.
M7W134	ANALYST: GJ
M7W134	The results reported under "Sample Duplication" are the MS/MSD.

----- Common Footnotes Metals -----

N/A = NOT APPLICABLE.
N/S = NOT SUBMITTED.
N/C = SAMPLE AND DUPLICATE RESULTS ARE AT OR BELOW ATI REPORTING LIMIT; THEREFORE, THE RPD IS "NOT CALCULABLE" AND NO CONTROL LIMITS APPLY.
N/D = NOT DETECTED.
DISS. OR D = DISSOLVED
T & D = TOTAL AND DISSOLVED
R = REACTIVE
T = TOTAL
G = SAMPLE AND/OR DUPLICATE RESULT IS BELOW 5 X ATI REPORTING LIMIT AND THE ABSOLUTE DIFFERENCE BETWEEN THE SAMPLE AND DUPLICATE RESULT IS AT OR BELOW ATI REPORTING LIMIT; THEREFORE, THE RESULTS ARE "IN CONTROL".
Q = THE ANALYTICAL (POST-DIGESTION) SPIKE IS REPORTED DUE TO PERCENT RECOVERY BEING OUTSIDE ACCEPTANCE LIMITS ON THE MATRIX (PRE-DIGESTION) SPIKE.
# = ELEVATED REPORTING LIMIT DUE TO INSUFFICIENT SAMPLE.
+ = ELEVATED REPORTING LIMIT DUE TO DILUTION INTO CALIBRATION RANGE.
* = ELEVATED REPORTING LIMIT DUE TO MATRIX INTERFERENCE. (DILUTION PRIOR TO ANALYSIS)
@ = ADJUSTED REPORTING LIMIT DUE TO SAMPLE MATRIX. (DILUTION PRIOR TO DIGESTION)
P = ANALYTICAL (POST DIGESTION) SPIKE.
I = DUPLICATE INJECTION.
& = AUTOMATED
F = SAMPLE SPIKED > 4 X SPIKE CONCENTRATION.
N/C+ = NOT CALCULABLE
N/C* = NOT CALCULABLE; SAMPLE SPIKED > 4 X SPIKE CONCENTRATION.
H = SAMPLE AND/OR DUPLICATE RESULT IS BELOW 5 X ATI REPORTING LIMIT AND THE ABSOLUTE DIFFERENCE BETWEEN THE RESULTS EXCEEDS THE ATI REPORTING LIMIT; THEREFORE, THE RESULTS ARE "OUT OF CONTROL".
A = SAMPLE AND DUPLICATE RESULTS ARE "OUT OF CONTROL".
Z = THE SAMPLE RESULT FOR THE SPIKE IS BELOW THE REPORTING LIMIT. HOWEVER, THIS RESULT IS REPORTED FOR ACCURATE QC CALCULATIONS.
NH= SAMPLE AND / OR DUPLICATE RESULT IS BELOW 5 X ATI REPORTING LIMIT AND THE ABSOLUTE DIFFERENCE BETWEEN THE RESULTS EXCEEDS THE ATI REPORTING LIMIT; THEREFORE, THE RESULTS ARE "OUT OF CONTROL". SAMPLE IS NON-HOMOGENEOUS.
J = (FLORIDA DEP 'J' FLAG) - MATRIX SPIKE AND POST SPIKE RECOVERY IS OUT OF THE ACCEPTABLE RANGE. SEE OUT OF CONTROL EVENTS FORM.
U = (FLORIDA DEP 'U' FLAG) - THE COMPOUND WAS ANALYZED FOR, BUT NOT DETECTED.
S = METHOD OF STANDARD ADDITIONS (MSA) WAS PERFORMED ON THIS SAMPLE.

FROM ANALYSIS REPORT:
RL= REPORTING LIMIT BASED ON METHOD DETECTION LIMIT STUDIES.
Q= QUALIFIER (FOOTNOTE)

FROM QUALITY CONTROL REPORT:
RPD= RELATIVE PERCENT DEVIATION.
RPT LIMIT= REPORTING LIMIT BASED ON METHOD DETECTION LIMIT STUDIES.

NOTE: THE UNITS REPORTED ON THE QUALITY CONTROL REPORT ARE REPORTED ON AN AS RUN BASIS.

SW-846, 3rd Edition, September 1986 and Revision 1, July 1992.
EPA 600/4-79-020, Revised March 1983.
NIOSH Manual of Analytical Methods, 3rd Edition.

GJ = GARY JACOBS
JLH = JAMES L. HERED
JR = JOHN REED
LV = LASSANDRA VON APPEN

ANALYTICAL TECHNOLOGIES, INC. 11 East Olive Road Pensacola, Florida 32514 (904) 474-1001

Quality Control Report

Analysis: VOLATILES (8010-8020)

Accession:	512528
Client:	SAFETY-KLEEN EHS ADMINISTRATION
Project Number:	95075-1111
Project Name:	MANHATTAN SAFETY KLEEN
Project Location:	TAMPA, FL
Department:	GC/VOA

ANALYTICAL TECHNOLOGIES, INC. 11 East Olive Road Pensacola, Florida 32514 (904) 474-1001

"QC Report"

Title: Water Blank
Batch: LUW186
Analysis Method: 8010/8020/SW 846, 3rd Edition, September 1986 and Revision 1, July 1992
Extraction Method: N/A

Blank Id: A Date Analyzed: 27-DEC-95 Date Extracted: N/A

Parameters:	Units:	Results:	Reporting Limits:
BENZENE	UG/L	ND	1
BROMODICHLOROMETHANE	UG/L	ND	1
BROMOFORM	UG/L	ND	2
BROMOMETHANE	UG/L	ND	2
CARBON TETRACHLORIDE	UG/L	ND	1
CHLOROBENZENE	UG/L	ND	1
CHLOROETHANE	UG/L	ND	5
2-CHLOROETHYLVINYLETHER	UG/L	ND	5
CHLOROFORM	UG/L	ND	2
CHLOROMETHANE	UG/L	ND	5
DIBROMOCHLOROMETHANE	UG/L	ND	5
1,2-DICHLOROBENZENE	UG/L	ND	2
1,3-DICHLOROBENZENE	UG/L	ND	2
1,4-DICHLOROBENZENE	UG/L	ND	2
DICHLORODIFLUOROMETHANE	UG/L	ND	5
1,1-DICHLOROETHANE	UG/L	ND	1
1,2-DICHLOROETHANE	UG/L	ND	1
1,1-DICHLOROETHENE	UG/L	ND	1
TRANS 1,2 DICHLOROETHENE	UG/L	ND	1
1,2-DICHLOROPROPANE	UG/L	ND	1
CIS-1,3-DICHLOROPROPENE	UG/L	ND	1
TRANS-1,3-DICHLOROPROPENE	UG/L	ND	1
ETHYLBENZENE	UG/L	ND	1
METHYLENE CHLORIDE	UG/L	ND	5
METHYL T-BUTYL ETHER	UG/L	ND	5
1,1,2,2-TETRACHLOROETHANE	UG/L	ND	1
TETRACHLOROETHENE	UG/L	ND	3
TOLUENE	UG/L	ND	5
1,1,1-TRICHLOROETHANE	UG/L	ND	1
1,1,2-TRICHLOROETHANE	UG/L	ND	2
TRICHLOROETHENE	UG/L	ND	1
TRICHLOROFLUOROMETHANE	UG/L	ND	2
VINYL CHLORIDE	UG/L	ND	1
XYLENES (TOTAL)	UG/L	ND	2
BENZYL CHLORIDE	UG/L**	ND	5
BROMOBENZENE	UG/L**	ND	3
DIBROMOMETHANE	UG/L**	ND	5
1,1,1,2 TETRACHLOROETHANE	UG/L**	ND	1
1,2,3 TRICHLOROPROPANE	UG/L**	ND	5
BROMOFLUOROBENZENE (PID)	%REC/SURR	109	87-113
BROMOFLUOROBENZENE (ELCD)	%REC/SURR	114	73-126
ANALYST	INITIALS	MM	

Comments:

ANALYTICAL TECHNOLOGIES, INC. 11 East Olive Road Pensacola, Florida 32514 (904) 474-1001

"QC Report"

Title: Water Blank
Batch: LUW184
Analysis Method: 8010/8020/SW 846, 3rd Edition, September 1986 and Revision 1, July 1992
Extraction Method: N/A

Blank Id: C Date Analyzed: 26-DEC-95 Date Extracted: N/A

Parameters:	Units:	Results:	Reporting Limits:
BENZENE	UG/L	ND	1
BROMODICHLOROMETHANE	UG/L	ND	1
BROMOFORM	UG/L	ND	2
BROMOMETHANE	UG/L	ND	2
CARBON TETRACHLORIDE	UG/L	ND	1
CHLOROBENZENE	UG/L	ND	1
CHLOROETHANE	UG/L	ND	5
2-CHLOROETHYLVINYLETHER	UG/L	ND	5
CHLOROFORM	UG/L	ND	2
CHLOROMETHANE	UG/L	ND	5
DIBROMOCHLOROMETHANE	UG/L	ND	5
1,2-DICHLOROBENZENE	UG/L	ND	2
1,3-DICHLOROBENZENE	UG/L	ND	2
1,4-DICHLOROBENZENE	UG/L	ND	2
DICHLORODIFLUOROMETHANE	UG/L	ND	5
1,1-DICHLOROETHANE	UG/L	ND	1
1,2-DICHLOROETHANE	UG/L	ND	1
1,1-DICHLOROETHENE	UG/L	ND	1
TRANS 1,2 DICHLOROETHENE	UG/L	ND	1
1,2-DICHLOROPROPANE	UG/L	ND	1
CIS-1,3-DICHLOROPROPENE	UG/L	ND	1
TRANS-1,3-DICHLOROPROPENE	UG/L	ND	1
ETHYLBENZENE	UG/L	ND	1
METHYLENE CHLORIDE	UG/L	ND	5
METHYL T-BUTYL ETHER	UG/L	ND	5
1,1,2,2-TETRACHLOROETHANE	UG/L	ND	1
TETRACHLOROETHENE	UG/L	ND	3
TOLUENE	UG/L	ND	5
1,1,1-TRICHLOROETHANE	UG/L	ND	1
1,1,2-TRICHLOROETHANE	UG/L	ND	2
TRICHLOROETHENE	UG/L	ND	1
TRICHLOROFLUOROMETHANE	UG/L	ND	2
VINYL CHLORIDE	UG/L	ND	1
XYLENES (TOTAL)	UG/L	ND	2
BENZYL CHLORIDE	UG/L**	ND	5
BROMOBENZENE	UG/L**	ND	3
DIBROMOMETHANE	UG/L**	ND	5
1,1,1,2 TETRACHLOROETHANE	UG/L**	ND	1
1,2,3 TRICHLOROPROPANE	UG/L**	ND	5
BROMOFLUOROBENZENE (PID)	%REC/SURR	109	87-113
BROMOFLUOROBENZENE (ELCD)	%REC/SURR	109	73-126
ANALYST	INITIALS	MM	

Comments:

ANALYTICAL TECHNOLOGIES, INC. 11 East Olive Road Pensacola, Florida 32514 (904) 474-1001

"QC Report"

Title: Water Reagent
Batch: LUW186
Analysis Method: 8010/8020/SW 846, 3rd Edition, September 1986 and Revision 1, July 1992
Extraction Method: N/A

RS Date Analyzed: 27-DEC-95
RSD Date Analyzed: 27-DEC-95

RS Date Extracted: N/A
RSD Date Extracted: N/A

Parameters:	Spike Added	Sample Conc	RS Conc	RS %Rec	RSD Conc	RSD %Rec	RPD	RPD Lmts	Rec Lmts
1,1-DICHLOROETHENE	50	<1	39	78	40	80	3	18	69-137
TRICHLOROETHENE	50	<1	47	94	45	90	4	14	73-128
BENZENE	50	<1	42	84	47	94	11	16	77-136
TOLUENE	50	<5	43	86	46	92	7	16	76-131
CHLOROBENZENE	50	<1	46	92	47	94	2	14	80-122
Surrogates:									
BROMOFLUOROBENZENE (ECD)				98		97			73-126
BROMOFLUOROBENZENE (PID)				94		97			87-113

Comments:

Notes:
N/S = NOT SUBMITTED N/A = NOT APPLICABLE D = DILUTED OUT
UG/L = PARTS PER BILLION. < = LESS THAN REPORTING LIMIT.
* = VALUES OUTSIDE OF QUALITY CONTROL LIMITS.
SOURCES FOR CONTROL LIMITS ARE INTERNAL LABORATORY QUALITY ASSURANCE PROGRAM AND REFERENCED METHOD.

ANALYTICAL TECHNOLOGIES, INC. 11 East Olive Road Pensacola, Florida 32514 (904) 474-1001

"QC Report"

Title: Water Reagent
Batch: LUW184
Analysis Method: 8010/8020/SW 846, 3rd Edition, September 1986 and Revision 1, July 1992
Extraction Method: N/A

RS Date Analyzed: 21-DEC-95
RSD Date Analyzed: 21-DEC-95

RS Date Extracted: N/A
RSD Date Extracted: N/A

Parameters:	Spike Added	Sample Conc	RS Conc	RS %Rec	RSD Conc	RSD %Rec	RPD	RPD Lmts	Rec Lmts
1,1-DICHLOROETHENE	50	<1	49	98	44	88	11	18	69-137
TRICHLOROETHENE	50	<1	50	100	44	88	13	14	73-128
BENZENE	50	<1	47	94	48	96	2	16	77-136
TOLUENE	50	<5	48	96	49	98	2	16	76-131
CHLOROBENZENE	50	<1	49	98	50	100	2	14	80-122
Surrogates:									
BROMOFLUOROBENZENE (ECD)				107		98			73-126
BROMOFLUOROBENZENE (PID)				96		96			87-113

Comments:

Notes:
N/S = NOT SUBMITTED N/A = NOT APPLICABLE D = DILUTED OUT
UG/L = PARTS PER BILLION. < = LESS THAN REPORTING LIMIT.
* = VALUES OUTSIDE OF QUALITY CONTROL LIMITS.
SOURCES FOR CONTROL LIMITS ARE INTERNAL LABORATORY QUALITY ASSURANCE PROGRAM AND REFERENCED METHOD.

ANALYTICAL TECHNOLOGIES, INC. 11 East Olive Road Pensacola, Florida 32514 (904) 474-1001

"QC Report"

Title: Water Matrix
Batch: LUW186
Analysis Method: 8010/8020/SW 846, 3rd Edition, September 1986 and Revision 1, July 1992
Extraction Method: N/A

Dry Weight %: N/A
Sample Spiked: 512528-3

MS Date Analyzed: 28-DEC-95
MSD Date Analyzed: 28-DEC-95

MS Date Extracted: N/A
MSD Date Extracted: N/A

Parameters:	Spike Added	Sample Conc	MS Conc	MS %Rec	MSD Conc	MSD %Rec	RPD	RPD Lmts	Rec Lmts
1,1-DICHLOROETHENE	50	<1	58	116	61	122	5	17	72-128
TRICHLOROETHENE	50	<1	58	116	55	110	5	15	73-123
BENZENE	50	<1	51	102	54	108	6	16	74-137
TOLUENE	50	<5	48	96	52	104	8	16	73-132
CHLOROBENZENE	50	<1	50	100	53	106	6	14	78-121
Surrogates:									
BROMOFLUOROBENZENE (ECD)				107		93			73-126
BROMOFLUOROBENZENE (PID)				100		94			87-113

Comments:

Notes:
N/S = NOT SUBMITTED N/A = NOT APPLICABLE D = DILUTED OUT
UG/L = PARTS PER BILLION. < = LESS THAN REPORTING LIMIT.
* = VALUES OUTSIDE OF QUALITY CONTROL LIMITS.
SOURCES FOR CONTROL LIMITS ARE INTERNAL LABORATORY QUALITY ASSURANCE PROGRAM AND REFERENCED METHOD.

ANALYTICAL TECHNOLOGIES, INC. 11 East Olive Road Pensacola, Florida 32514 (904) 474-1001

"QC Report"

Title: Water Matrix
Batch: LUW184
Analysis Method: 8010/8020/SW 846, 3rd Edition, September 1986 and Revision 1, July 1992
Extraction Method: N/A

Dry Weight %: N/A
Sample Spiked: 512427-13

MS Date Analyzed: 22-DEC-95
MSD Date Analyzed: 22-DEC-95

MS Date Extracted: N/A
MSD Date Extracted: N/A

Parameters:	Spike Added	Sample Conc	MS Conc	MS %Rec	MSD Conc	MSD %Rec	RPD	RPD Lmts	Rec Lmts
1,1-DICHLOROETHENE	50	<1	43	86	43	86	0	17	72-128
TRICHLOROETHENE	50	<1	45	90	47	94	4	15	73-123
BENZENE	50	<1	46	92	46	92	0	16	74-137
TOLUENE	50	<5	48	96	46	92	4	16	73-132
CHLOROBENZENE	50	<1	50	100	49	98	2	14	78-121
Surrogates:									
BROMOFLUOROBENZENE (ECD)				99		105			73-126
BROMOFLUOROBENZENE (PID)				95		102			87-113

Comments:

Notes:
N/S = NOT SUBMITTED N/A = NOT APPLICABLE D = DILUTED OUT
UG/L = PARTS PER BILLION. < = LESS THAN REPORTING LIMIT.
* = VALUES OUTSIDE OF QUALITY CONTROL LIMITS.
SOURCES FOR CONTROL LIMITS ARE INTERNAL LABORATORY QUALITY ASSURANCE PROGRAM AND REFERENCED METHOD.

Common notation for Organic reporting

N/S = NOT SUBMITTED
N/A = NOT APPLICABLE
D = DILUTED OUT
UG/L = PARTS PER BILLION.
UG/KG = PARTS PER BILLION.
MG/KG = PARTS PER MILLION.
MG/L = PARTS PER MILLION.
< = LESS THAN DETECTION LIMIT.
* = VALUES OUTSIDE OF QUALITY CONTROL LIMITS
SOURCES FOR CONTROL LIMITS ARE INTERNAL LABORATORY QUALITY ASSURANCE PROGRAM AND REFERENCED METHOD.
ORGANIC SOILS ARE REPORTED ON A DRY WEIGHT BASIS.
** COMPOUNDS FLAGGED IN METHOD ARE NOT WITHIN THE FIVE POINT CURVE. THEY ARE SEARCHED FOR QUALITATIVELY.
ND = NOT DETECTED ABOVE REPORTING LIMIT.

SR-SHELLEY REAMSMA
DC-DAVID CELESTIAL
SB-SHARON BRADDOCK
MM-MIKE MCKENZIE
KWS-KENDALL SMITH
KKS-KIMBERLY SMITH
PL-PAUL LESCHENSKY
BB-SUSAN BRADNER
MLP-MELISSA L. POPE
NC-NICOLE CALL

UMP B95-457

Analytical Technologies, Inc.
11 East Olive Road • Pensacola, Florida 32514 • (904) 474-1001

CHAIN OF CUSTODY

PART 1 - Bottle Shipment Information ATI ACCESSION #: 512528

CLIENT: E.C.T. / SAF-KLEEN CLIENT PROJECT NUMBER: 94-118-111

QUANTITY OF SAMPLE CONTAINERS SHIPPED	PRESERVATIVE							PLASTIC CONTAINERS							GLASS CONTAINERS									NOTES
	H_2SO_4	HNO3	HCL	Zn Acetate	$Na_2S_2O_3$	Unpreserved	NaOH	8 oz.	16 oz.	32 oz.	½ gallon	1 gallon	Whirl-pak	100-ML Cup	120 ml (A)	1 liter (A)	1 liter (C)	40 ml Vial	4 oz. wm	8 oz. wm	16 oz. wm	32 oz. wm	D.I. Trip Blank	
SETS 3			✓	✓														✓	✓				✓	
3			✓						✓															

Relinquished By:	Time	Date	Received By:	Time	Date
R. Pitt	1730	10-24-95	[illegible]	1	12/18/95

PART 2 - Sample/Project Information

SAMPLE MATRIX CODES
DW DRINKING WATER, WW WASTEWATER, GW GROUNDWATER, AI AIR, SO SOIL, OI OIL, SW SURFACE WATER, SL SLUDGE, ST STORMWATER

SAMPLE I.D.	SAMPLE DATE	SAMPLE TIME	MATRIX	8010/8020	PCB's 8	TOTAL # OF BOTTLES
PreCarbon. 121895	12/18/95	~~1245~~	G.W	2	1	3
InterCarbon. 121895	↓	1250	↓	2	1	3
PostCarbon. 121895	↓	1255	↓	2	1	3

Total Number of Bottles/Containers: 9

Relinquished By	Date	Time	Received By	Date	Time
[illegible]	12/18/95	1330	Robert Esperm	12/19/95	0953

Client	E.C.T.		Purchase Order Number ~~95075-11~~
Address	5405 Cypress Cntr Dr. Suite 200		Project Number 95075-1111
City	TAMPA	State FL / Zip	Project Name Manhattan Safety Kleen
Phone Number	(813) 289-9338	Fax Number (813) 289-9388	Project Location TAMPA
Project Manager	Rick Stebinski		Sampled By [illegible]

TURNAROUND TIMES	check below	SPECIAL INSTRUCTIONS
Standard - 14-21 days	✓	* Hold Effluent.
RUSH (must be approved in advance)		
- 48 hours - 2x standard price		
3-7 days - 1.5x standard price		
TCLP - 1 week rush 1.5x standard price		
QC Level none I II III IV (circle one)		Copies of report needed _____

APPENDIX C.2

Soil Vapor Influent and Effluent Analytical Laboratory Reports

SL SAVANNAH LABORATORIES
& ENVIRONMENTAL SERVICES, INC.

6712 Benjamin Road • Suite 100 • Tampa, FL 33634 • (813) 885-7427 • Fax (813) 885-7049

LOG NO: B5-23125

Received: 18 OCT 95

Mr. Rick Stebnisky
Environmental Consulting & Technology
5405 Cypress Center Dr., Suite 200
Tampa, FL 33609

Project: 95075-1111/Safety Kleen
Sampled By: Client

REPORT OF RESULTS

LOG NO	SAMPLE DESCRIPTION , AIR SAMPLES	DATE SAMPLED
23125-1	Pre-Carbon.101895	10-18-95
23125-2	Post-Carbon.101895	10-18-95

PARAMETER	23125-1	23125-2
Volatiles (EPA 18)		
Benzene, mg/m3	<1.0	<1.0
Toluene, mg/m3	<1.0	<1.0
Ethylbenzene, mg/m3	<1.0	<1.0
m&p-Xylene, mg/m3	<1.0	<1.0
o-Xylene, mg/m3	<1.0	<1.0
Total Hydrocarbons, mg/m3	220	<1.0

SL SAVANNAH LABORATORIES
& ENVIRONMENTAL SERVICES, INC.

6712 Benjamin Road • Suite 100 • Tampa, FL 33634 • (813) 885-7427 • Fax (813) 885-7049

LOG NO: B5-23125

Received: 18 OCT 95

Mr. Rick Stebnisky
Environmental Consulting & Technology
5405 Cypress Center Dr., Suite 200
Tampa, FL 33609

Project: 95075-1111/Safety Kleen
Sampled By: Client

REPORT OF RESULTS

LOG NO	SAMPLE DESCRIPTION , QC REPORT FOR AIR SAMPLES
23125-3	Lab Blank
23125-4	Accuracy (% Recovery)
23125-5	Precision (% RPD)
23125-6	Date Analyzed
23125-7	Method Number

PARAMETER	23125-3	23125-4	23125-5	23125-6	23125-7
Volatiles (EPA 18)					
Benzene, mg/m3	<1.0	98 %	1.0 %	10.20.95	EPA-18
Toluene, mg/m3	<1.0	118 %	5.1 %	10.20.95	EPA-18
Ethylbenzene, mg/m3	<1.0	129 %	7.8 %	10.20.95	EPA-18
m&p-Xylene, mg/m3	<1.0	112 %	9.8 %	10.20.95	EPA-18
o-Xylene, mg/m3	<1.0	107 %	3.8 %	10.20.95	EPA-18
Total Hydrocarbons, mg/m3	<1.0	---	---	10.20.95	EPA-18

SL SAVANNAH LABORATORIES
& ENVIRONMENTAL SERVICES, INC.

6712 Benjamin Road • Suite 100 • Tampa, FL 33634 • (813) 885-7427 • Fax (813) 885-7049

LOG NO: B5-23125

Received: 18 OCT 95

Mr. Rick Stebnisky
Environmental Consulting & Technology
5405 Cypress Center Dr., Suite 200
Tampa, FL 33609

Project: 95075-1111/Safety Kleen
Sampled By: Client

REPORT OF RESULTS

LOG NO	SAMPLE DESCRIPTION , AIR SAMPLES	DATE SAMPLED
23125-8	Pre-Carbon.101895	10-18-95
23125-9	Post-Carbon.101895	10-18-95

PARAMETER	23125-8	23125-9
Volatiles (EPA 18)		
Benzene, ppmv	<0.31	<0.31
Toluene, ppmv	<0.26	<0.26
Ethylbenzene, ppmv	<0.23	<0.23
m&p-Xylene, ppmv	<0.23	<0.23
o-Xylene, ppmv	<0.23	<0.23
Total Hydrocarbons, ppmv	63	<0.29

Method: EPA 600/4-77-027B
HRS Certification #'s: 87412,E87355

Kathy Sheffield

Kathy Sheffield

Final Page Of Report

SAVANNAH LABORATORIES & ENVIRONMENTAL SERVICES, INC.

- [ ] 5102 LaRoche Avenue, Savannah, GA 31404 — Phone: (912) 354-7858 — Fax (912) 352-0165
- [ ] 2846 Industrial Plaza Drive, Tallahassee, FL 32301 — Phone: (904) 878-3994 — Fax (904) 878-9504
- [ ] 414 Southwest 12th Avenue, Deerfield Beach, FL 33442 — Phone: (305) 421-7400 — Fax (305) 421-2584
- [ ] 900 Lakeside Drive, Mobile, AL 36693 — Phone: (205) 666-6633 — Fax (205) 666-6696
- [x] 6712 Benjamin Road, Suite 100, Tampa, FL 33634 — Phone: (813) 885-7427 — Fax (813) 885-7049

ANALYSIS REQUEST AND CHAIN OF CUSTODY RECORD

P.O. NUMBER:
PROJECT NUMBER: 95075-1111
PROJECT NAME: Safety Kleen
MATRIX TYPE
REQUIRED ANALYSES
PAGE 1 OF 1

CLIENT NAME: ECT
TELEPHONE/FAX NO.: (813) 289-9338
CLIENT ADDRESS: 5405 CYPRESS CENTER DR. Suite 200
CITY, STATE, ZIP CODE:
SAMPLER(S) NAME(S): [illegible]
CLIENT PROJECT MANAGER: Rick Stebinski

- [x] STANDARD TAT
- [ ] EXPEDITED TAT *

REPORT DUE DATE _____

* SUBJECT TO RUSH FEES

SAMPLING DATE	SAMPLING TIME	SAMPLE IDENTIFICATION	AQUEOUS MATRIX	NONAQUEOUS MATRIX	OIL MATRIX	AIR MATRIX	Method 18 BTEX and Total Hydrocarbons									
							NUMBER OF CONTAINERS SUBMITTED									
10/18/95	1300	Pre Carbon, 101895				✓	1									
↓	1305	Post Carbon, 101895				✓	1									

RELINQUISHED BY: (SIGNATURE)	DATE	TIME	RECEIVED BY: (SIGNATURE)	DATE	TIME	RELINQUISHED BY: (SIGNATURE)	DATE	TIME
[signature]	10/18/95	1410	[signature]	10/18/95	1410			

RECEIVED BY: (SIGNATURE)	DATE	TIME	RELINQUISHED BY: (SIGNATURE)	DATE	TIME	RECEIVED BY: (SIGNATURE)	DATE	TIME

FOR SAVANNAH LABORATORY USE ONLY

RECEIVED FOR LABORATORY BY: (SIGNATURE)	DATE	TIME	CUSTODY INTACT	CUSTODY SEAL NO.	S.L. LOG NO.	LABORATORY REMARKS
[signature]	10/20/95	1540	[x] YES [ ] NO		B523125	

SL SAVANNAH LABORATORIES
& ENVIRONMENTAL SERVICES, INC.

6712 Benjamin Road • Suite 100 • Tampa, FL 33634 • (813) 885-7427 • Fax (813) 885-7049

LOG NO: B5-23227

Received: 26 OCT 95

Mr. Rick Stebnisky
Environmental Consulting & Technology
5405 Cypress Center Dr., Suite 200
Tampa, FL 33609

Project: 95075-1111/Safety Kleen
Sampled By: Client

REPORT OF RESULTS

LOG NO	SAMPLE DESCRIPTION , AIR SAMPLES	DATE SAMPLED
23227-1	Pre-Carbon.102695	10-26-95

PARAMETER	23227-1
Volatiles (EPA 18)	
Benzene, mg/m3	<1.0
Toluene, mg/m3	<1.0
Ethylbenzene, mg/m3	<1.0
m&p-Xylene, mg/m3	<1.0
o-Xylene, mg/m3	<1.0
Total Hydrocarbons, mg/m3	86

SL SAVANNAH LABORATORIES
& ENVIRONMENTAL SERVICES, INC.

6712 Benjamin Road • Suite 100 • Tampa, FL 33634 • (813) 885-7427 • Fax (813) 885-7049

LOG NO: B5-23227

Received: 26 OCT 95

Mr. Rick Stebnisky
Environmental Consulting & Technology
5405 Cypress Center Dr., Suite 200
Tampa, FL 33609

Project: 95075-1111/Safety Kleen
Sampled By: Client

REPORT OF RESULTS

LOG NO	SAMPLE DESCRIPTION , QC REPORT FOR AIR SAMPLES
23227-2	Lab Blank
23227-3	Accuracy (% Recovery)
23227-4	Precision (% RPD)
23227-5	Date Analyzed
23227-6	Method Number

PARAMETER	23227-2	23227-3	23227-4	23227-5	23227-6
Volatiles (EPA 18)					
Benzene, mg/m3	<1.0	87 %	2.3 %	10.27.95	EPA-18
Toluene, mg/m3	<1.0	101 %	2.0 %	10.27.95	EPA-18
Ethylbenzene, mg/m3	<1.0	113 %	3.5 %	10.27.95	EPA-18
m&p-Xylene, mg/m3	<1.0	99 %	2.0 %	10.27.95	EPA-18
o-Xylene, mg/m3	<1.0	103 %	0 %	10.27.95	EPA-18
Total Hydrocarbons, mg/m3	<1.0	---	---	10.27.95	EPA-18

SL SAVANNAH LABORATORIES
& ENVIRONMENTAL SERVICES, INC.

6712 Benjamin Road • Suite 100 • Tampa, FL 33634 • (813) 885-7427 • Fax (813) 885-7049

LOG NO: B5-23227

Received: 26 OCT 95

Mr. Rick Stebnisky
Environmental Consulting & Technology
5405 Cypress Center Dr., Suite 200
Tampa, FL 33609

Project: 95075-1111/Safety Kleen
Sampled By: Client

REPORT OF RESULTS

LOG NO	SAMPLE DESCRIPTION , AIR SAMPLES	DATE SAMPLED
23227-7	Pre-Carbon.102695	10-26-95

PARAMETER	23227-7
Volatiles (EPA 18)	
Benzene, ppmv	<0.31
Toluene, ppmv	<0.26
Ethylbenzene, ppmv	<0.31
m&p-Xylene, ppmv	<0.31
o-Xylene, ppmv	<0.31
Total Hydrocarbons, ppmv	25

Method: EPA 600/4-77-027B
HRS Certification #'s: 87412,E87355

Kathy Sheffield

Kathy Sheffield

Final Page Of Report

SL SAVANNAH LABORATORIES & ENVIRONMENTAL SERVICES, INC. 11392

☐ 5102 LaRoche Avenue, Savannah, GA 31404 Phone: (912) 354-7858 Fax (912) 352-0165
☐ 2846 Industrial Plaza Drive, Tallahassee, FL 32301 Phone: (904) 878-3994 Fax (904) 878-9504
☐ 414 Southwest 12th Avenue, Deerfield Beach, FL 33442 Phone: (305) 421-7400 Fax (305) 421-2584
☐ 900 Lakeside Drive, Mobile, AL 36693 Phone: (205) 666-6633 Fax (205) 666-6696
☑ 6712 Benjamin Road, Suite 100, Tampa, FL 33634 Phone: (813) 885-7427 Fax (813) 885-7049

ANALYSIS REQUEST AND CHAIN OF CUSTODY RECORD

P.O. NUMBER	PROJECT NUMBER	PROJECT NAME	PAGE	OF
	95075-1111	Safety Kleen	1	1

CLIENT NAME	TELEPHONE/FAX NO.
ECT	(813) 289-9338

CLIENT ADDRESS	CITY, STATE, ZIP CODE
5405 Cypress Ctr Dr Suite 200	

SAMPLER(S) NAME(S)	CLIENT PROJECT MANAGER
Ray Smith	Rick Stebowski

MATRIX TYPE: AQUEOUS MATRIX / NONAQUEOUS MATRIX / OIL MATRIX / AIR MATRIX

REQUIRED ANALYSES: Method 18

☑ STANDARD TAT

☐ EXPEDITED TAT *

REPORT DUE DATE _____

* SUBJECT TO RUSH FEES

SAMPLING DATE	SAMPLING TIME	SAMPLE IDENTIFICATION	AQUEOUS MATRIX	NONAQUEOUS MATRIX	OIL MATRIX	AIR MATRIX	Method 18
10/26/95	0820	Pre Carbon. 102695			✓		1

NUMBER OF CONTAINERS SUBMITTED

RELINQUISHED BY: (SIGNATURE)	DATE	TIME	RECEIVED BY: (SIGNATURE)	DATE	TIME	RELINQUISHED BY: (SIGNATURE)	DATE	TIME
[signature]			[signature]	10/26/95	0800	[signature]	10/26/95	1225
RECEIVED BY: (SIGNATURE)	**DATE**	**TIME**	**RELINQUISHED BY: (SIGNATURE)**	**DATE**	**TIME**	**RECEIVED BY: (SIGNATURE)**	**DATE**	**TIME**
[signature]	10-26-95	1225						

FOR SAVANNAH LABORATORY USE ONLY

RECEIVED FOR LABORATORY BY: (SIGNATURE)	DATE	TIME	CUSTODY INTACT	CUSTODY SEAL NO.	S.L. LOG NO.	LABORATORY REMARKS
BS2 3227	10-26-95	1445	☒ YES ☐ NO		BS2 3227	

ORIGINAL

SL SAVANNAH LABORATORIES
& ENVIRONMENTAL SERVICES, INC.

6712 Benjamin Road • Suite 100 • Tampa, FL 33634 • (813) 885-7427 • Fax (813) 885-7049

LOG NO: B5-23546
Received: 29 NOV 95
Reported: 05 DEC 95

Mr. Rick Stebnisky
Environmental Consulting & Technology
5405 Cypress Center Dr., Suite 200
Tampa, FL 33609

Project: 95075-1111/Safety Kleen
Sampled By: Client

REPORT OF RESULTS

LOG NO	SAMPLE DESCRIPTION , AIR SAMPLES	DATE SAMPLED
23546-1	SVE Influent 112995	11-29-95

PARAMETER	23546-1
Volatiles (EPA 18)	
Benzene, mg/m3	<1.0
Toluene, mg/m3	<1.0
Ethylbenzene, mg/m3	<1.0
m&p-Xylene, mg/m3	<1.0
o-Xylene, mg/m3	<1.0
Methyl tert-butyl ether (MTBE), mg/m3	<1.0
Total Hydrocarbons, mg/m3	38

SL SAVANNAH LABORATORIES
& ENVIRONMENTAL SERVICES, INC.

6712 Benjamin Road • Suite 100 • Tampa, FL 33634 • (813) 885-7427 • Fax (813) 885-7049

LOG NO: B5-23546
Received: 29 NOV 95
Reported: 05 DEC 95

Mr. Rick Stebnisky
Environmental Consulting & Technology
5405 Cypress Center Dr., Suite 200
Tampa, FL 33609

Project: 95075-1111/Safety Kleen
Sampled By: Client

REPORT OF RESULTS

LOG NO	SAMPLE DESCRIPTION , QC REPORT FOR AIR SAMPLES
23546-2	Lab Blank
23546-3	Accuracy (% Recovery)
23546-4	Precision (% RPD)
23546-5	Date Analyzed

PARAMETER	23546-2	23546-3	23546-4	23546-5
Volatiles (EPA 18)				
Benzene, mg/m3	<1.0	125 %	21 %	11.29.95
Toluene, mg/m3	<1.0	119 %	17 %	11.29.95
Ethylbenzene, mg/m3	<1.0	80 %	18 %	11.29.95
m&p-Xylene, mg/m3	<1.0	---	---	11.29.95
o-Xylene, mg/m3	<1.0	70 %	16 %	11.29.95
Methyl tert-butyl ether (MTBE), mg/m3	<1.0	---	---	11.29.95
Total Hydrocarbons, mg/m3	<1.0	---	---	11.29.95

SL SAVANNAH LABORATORIES
& ENVIRONMENTAL SERVICES, INC.

6712 Benjamin Road • Suite 100 • Tampa, FL 33634 • (813) 885-7427 • Fax (813) 885-7049

LOG NO: B5-23546
Received: 29 NOV 95
Reported: 05 DEC 95

Mr. Rick Stebnisky
Environmental Consulting & Technology
5405 Cypress Center Dr., Suite 200
Tampa, FL 33609

Project: 95075-1111/Safety Kleen
Sampled By: Client

REPORT OF RESULTS

LOG NO	SAMPLE DESCRIPTION , AIR SAMPLES	DATE SAMPLED
23546-6	SVE Influent 112995	11-29-95

PARAMETER	23546-6
Volatiles (EPA 18)	
Benzene, ppmv	<0.31
Toluene, ppmv	<0.27
Ethylbenzene, ppmv	<0.23
m&p-Xylene, ppmv	<0.23
o-Xylene, ppmv	<0.23
Methyl tert-butyl ether (MTBE), ppmv	<0.28
Total Hydrocarbons, ppmv	11

Method: EPA 600/4-77-027B
HRS Certification #'s: 87412, E87355

Kathy Sheffield

Kathy Sheffield, Project Manager

Final Page Of Report

Serial Number 16349

SL SAVANNAH LABORATORIES & ENVIRONMENTAL SERVICES, INC.

ANALYSIS REQUEST AND CHAIN OF CUSTODY RECORD

- ☐ 5102 LaRoche Avenue, Savannah, GA 31404 — Phone: (912) 354-7858 — Fax: (912) 352-0165
- ☐ 2846 Industrial Plaza Drive, Tallahassee, FL 32301 — Phone: (904) 878-3994 — Fax: (904) 878-9504
- ☐ 414 SW 12th Avenue, Deerfield Beach, FL 33442 — Phone: (305) 421-7400 — Fax: (305) 421-2584
- ☐ 900 Lakeside Drive, Mobile, AL 36693 — Phone: (334) 666-6633 — Fax: (334) 666-6696
- ☑ 6712 Benjamin Road, Suite 100, Tampa, FL 33634 — Phone: (813) 885-7427 — Fax: (813) 885-7049
- ☐ 110 Alpha Drive, Destrehan, LA 70047 — Phone: (504) 764-1100 — Fax: (504) 725-1163

PROJECT REFERENCE	PROJECT NO.	P.O. NUMBER
Safety Kleen	95075-111	

PROJECT LOC. (State): FL
SAMPLER(s) NAME: Ray Smith
PHONE: (813) 289-9338
FAX: (813) 289-9388
CLIENT NAME: EET
CLIENT PROJECT MANAGER: Rick Stebniski
CLIENT ADDRESS (CITY, STATE, ZIP): 5405 Cypress Ctr Dr Suite 200 Tampa, FL

MATRIX TYPE: AQUEOUS (WATER) / SOLID OR SEMISOLID / AIR / NONAQUEOUS LIQUID (oil, solvent, etc)

REQUIRED ANALYSES: Method 18

PAGE 1 OF 1

☑ STANDARD REPORT DELIVERY
☐ EXPEDITED REPORT DELIVERY (surcharge)
Date Due: _____

PRESERVATIVE

SAMPLE DATE	SAMPLE TIME	SL NO.	SAMPLE IDENTIFICATION	AQUEOUS (WATER)	SOLID OR SEMISOLID	AIR	NONAQUEOUS LIQUID (oil, solvent, etc)	NUMBER OF CONTAINERS SUBMITTED	REMARKS
11/29/95	1130		SVE Influent. 112995				✓	1 ✓	

RELINQUISHED BY: (SIGNATURE)	DATE	TIME	RELINQUISHED BY: (SIGNATURE)	DATE	TIME	RELINQUISHED BY: (SIGNATURE)	DATE	TIME
EMPTY CONTAINERS			[signature]	11/29/95	1150			
RECEIVED BY: (SIGNATURE)	**DATE**	**TIME**	**RECEIVED BY: (SIGNATURE)**	**DATE**	**TIME**	**RECEIVED BY: (SIGNATURE)**	**DATE**	**TIME**
EMPTY CONTAINERS			[signature]	11-29-95	1150			

LABORATORY USE ONLY

RECEIVED FOR LABORATORY BY: (SIGNATURE)	DATE	TIME	CUSTODY INTACT	CUSTODY SEAL NO.	SL LOG NO.	LABORATORY REMARKS:
[signature]	11/29/95	1340	☑ YES ☐ NO		B523546	

ORIGINAL

SL SAVANNAH LABORATORIES
& ENVIRONMENTAL SERVICES, INC.

6712 Benjamin Road • Suite 100 • Tampa, FL 33634 • (813) 885-7427 • Fax (813) 885-7049

LOG NO: B5-23707
Received: 18 DEC 95
Reported: 28 DEC 95

Mr. Rick Stebnisky
Environmental Consulting & Technology
5405 Cypress Center Dr., Suite 200
Tampa, FL 33609

Project: 95075-1111/Safety Kleen Manhatten
Sampled By: Client

REPORT OF RESULTS

LOG NO	SAMPLE DESCRIPTION , AIR SAMPLES	DATE SAMPLED
23707-1	SVE Influent.121895	12-18-95

PARAMETER	23707-1
Volatiles (EPA 18)	
Benzene, mg/m3	<1.0
Toluene, mg/m3	<1.0
Ethylbenzene, mg/m3	<1.0
m&p-Xylene, mg/m3	<1.0
o-Xylene, mg/m3	<1.0
Methyl tert-butyl ether (MTBE), mg/m3	<1.0
Total Hydrocarbons, mg/m3	52

SL SAVANNAH LABORATORIES
& ENVIRONMENTAL SERVICES, INC.

6712 Benjamin Road • Suite 100 • Tampa, FL 33634 • (813) 885-7427 • Fax (813) 885-7049

LOG NO: B5-23707
Received: 18 DEC 95
Reported: 28 DEC 95

Mr. Rick Stebnisky
Environmental Consulting & Technology
5405 Cypress Center Dr., Suite 200
Tampa, FL 33609

Project: 95075-1111/Safety Kleen Manhatten
Sampled By: Client

REPORT OF RESULTS

LOG NO	SAMPLE DESCRIPTION , QC REPORT FOR AIR SAMPLES
23707-2	Lab Blank
23707-3	Accuracy (% Recovery)
23707-4	Precision (% RPD)
23707-5	Date Analyzed
23707-6	Method Number

PARAMETER	23707-2	23707-3	23707-4	23707-5	23707-6
Volatiles (EPA 18)					
Benzene, mg/m3	<1.0	118 %	2.5 %	12.19.95	EPA-18
Toluene, mg/m3	<1.0	101 %	2.0 %	12.19.95	EPA-18
Ethylbenzene, mg/m3	<1.0	80 %	2.5 %	12.19.95	EPA-18
m&p-Xylene, mg/m3	<1.0	---	---	12.19.95	EPA-18
o-Xylene, mg/m3	<1.0	74 %	2.7 %	12.19.95	EPA-18
Methyl tert-butyl ether (MTBE), mg/m3	<1.0	---	---	12.19.95	EPA-18
Total Hydrocarbons, mg/m3	<1.0	---	---	12.19.95	EPA-18

SL SAVANNAH LABORATORIES
& ENVIRONMENTAL SERVICES, INC.

6712 Benjamin Road • Suite 100 • Tampa, FL 33634 • (813) 885-7427 • Fax (813) 885-7049

LOG NO: B5-23707
Received: 18 DEC 95
Reported: 28 DEC 95

Mr. Rick Stebnisky
Environmental Consulting & Technology
5405 Cypress Center Dr., Suite 200
Tampa, FL 33609

Project: 95075-1111/Safety Kleen Manhatten
Sampled By: Client

REPORT OF RESULTS

LOG NO	SAMPLE DESCRIPTION , AIR SAMPLES	DATE SAMPLED
23707-7	SVE Influent.121895	12-18-95

PARAMETER	23707-7
Volatiles (EPA 18)	
Benzene, ppmv	<0.31
Toluene, ppmv	<0.27
Ethylbenzene, ppmv	<0.23
m&p-Xylene, ppmv	<0.23
o-Xylene, ppmv	<0.23
Methyl tert-butyl ether (MTBE), ppmv	<0.28
Total Hydrocarbons, ppmv	15

Method: EPA 600/4-77-027B
HRS Certification #'s: 87412, E87355

Kathy Sheffield, Project Manager

Final Page Of Report

Serial Number 34065

SL SAVANNAH LABORATORIES & ENVIRONMENTAL SERVICES, INC.

ANALYSIS REQUEST AND CHAIN OF CUSTODY RECORD

☐ 5102 LaRoche Avenue, Savannah, GA 31404 Phone: (912) 354-7858 Fax: (912) 352-0165
☐ 2846 Industrial Plaza Drive, Tallahassee, FL 32301 Phone: (904) 878-3994 Fax: (904) 878-9504
☐ 414 SW 12th Avenue, Deerfield Beach, FL 33442 Phone: (305) 421-7400 Fax: (305) 421-2584
☐ 900 Lakeside Drive, Mobile, AL 36693 Phone: (334) 666-6633 Fax: (334) 666-6696
☐ ~~6712~~ Benjamin Road, Suite 100, Tampa, FL 33634 Phone: (813) 885-7427 Fax: (813) 885-7049
☐ 100 Alpha Drive, Suite 110, Destrehan, LA 70047 Phone: (504) 764-1100 Fax: (504) 725-1163

PROJECT REFERENCE	PROJECT NO.	P.O. NUMBER
Safety Kleen Manhattan	95075-1111	

PROJECT LOC. (State)	SAMPLER(s) NAME	PHONE	FAX
FL	Ray Smith	(813) 289-9338	(813) 289-9388

CLIENT NAME	CLIENT PROJECT MANAGER
E.C.T.	Rick Stebnoski

CLIENT ADDRESS (CITY, STATE, ZIP): 5405 Cypress Cntr Dr. Suite 200, Tampa

MATRIX TYPE: AQUEOUS (WATER) / SOLID OR SEMISOLID / AIR / NONAQUEOUS LIQUID (oil, solvent, etc)

REQUIRED ANALYSES: Method 18

PAGE 1 OF 1

☑ STANDARD REPORT DELIVERY
☐ EXPEDITED REPORT DELIVERY (surcharge)
Date Due: _____

SAMPLE DATE	SAMPLE TIME	SL NO.	SAMPLE IDENTIFICATION	AQUEOUS (WATER)	SOLID OR SEMISOLID	AIR	NONAQUEOUS LIQUID (oil, solvent, etc)	NUMBER OF CONTAINERS SUBMITTED	REMARKS
12/18/95	1240		SVE Influent. 121895			✓		1	

RELINQUISHED BY: (SIGNATURE)	DATE	TIME	RELINQUISHED BY: (SIGNATURE)	DATE	TIME	RELINQUISHED BY: (SIGNATURE)	DATE	TIME
[signature]	12/18/95	1310	[signature]	12/18/95	1310			

RECEIVED BY: (SIGNATURE)	DATE	TIME	RECEIVED BY: (SIGNATURE)	DATE	TIME	RECEIVED BY: (SIGNATURE)	DATE	TIME
[signature]			[signature]	12-18-95	1315			

LABORATORY USE ONLY

RECEIVED FOR LABORATORY BY: (SIGNATURE)	DATE	TIME	CUSTODY INTACT	CUSTODY SEAL NO.	SL LOG NO.	LABORATORY REMARKS
[signature]	12-18-95	1315	☑ YES ☐ NO		B523707	

ORIGINAL

APPENDIX D

OPERATION AND MAINTENANCE INSPECTION LOGS

OPERATION AND MAINTENANCE DATA SHEET

Safety Kleen Facility
4701 North Manhattan Avenue

Date: 10/18/95
Time Arrive Site:
Time Depart Site: 1330

STATUS UPON ARRIVAL

GWTS

Meter Reading : 2,303,641 gal
System: On _____ Off ✓

P.O.C- 22psi
T.P-1 40lbs

Flow Rate: _____ Cause: _____

Solids Filter 1 Pressure: N/A

Solids Filter 2 Pressure: 22/20

Air Compressor Pressure Setting At: 100 psi

Line Pressure At: 90 psi Corrective Action:

RW-1 Regulator At: _____ psi

RW-2 Regulator At: _____ psi

*System Sampled: (Yes) No

VES

On _____ Off ✓

Vacuum Pressure: Cause:

Blower: _____ " Hg

VEL 1: _____ " H_2O

VEL 2: _____ " H_2O

VEL 3: _____ " H_2O Corrective Action:

VEL 4: _____ " H_2O

OVA Reading: unfil - fil = total
Influent ____ - ____ = ____
Effluent ____ - ____ = ____

*System Sampled: (Yes) ~~No~~ - Sampled Influent and effluent.

STATUS UPON DEPARTURE

✓ Same as Arrival
The following adjustments were made: Started SVE for the first time after new point installation

MAINTENANCE

GTWS			VES		
Air Compressor*			Blower*		
Tank Drained:	(Yes)	No	Oil Changed:	Yes	(No)
Oil Changed:	Yes	(No)	Greased End Unit:	(Yes)	No
Air Filter Cleaned:	(Yes)	No	Greased Motor:	(Yes)	No
Belts Okay:	(Yes)	No	Belts Okay:	(Yes)	No

Inspect Ground Water Pumps: Yes (No)

Solids Filters
#1 Changed: ~~Yes~~ ~~No~~ N/A
#2 Changed: (Yes) No

*See maintenance/sampling documents in onsite file container for more detail.

OPERATION AND MAINTENANCE DATA SHEET

Safety Kleen Facility
4701 North Manhattan Avenue

Date: 10/20/95
Time Arrive Site: 0945
Time Depart Site: 1100

STATUS UPON ARRIVAL

GWTS

Meter Reading : 2305/130 gal
System: On ✓ Off _____

T.P.-1 40 lbs

Flow Rate: _____ Cause: _____

Solids Filter 1 Pressure: _____

Solids Filter 2 Pressure: 22 / 20

Air Compressor Pressure Setting At: 100 psi

Line Pressure At: _____ psi Corrective Action: _____

RW-1 Regulator At: _____ psi

RW-2 Regulator At: _____ psi

*System Sampled: Yes (No)

VES

On ✓ Off _____

Vacuum Pressure: Cause: _____

Blower: 12 " Hg

VEL 1: _____ " H_2O

VEL 2: _____ " H_2O

VEL 3: _____ " H_2O Corrective Action: _____

VEL 4: _____ " H_2O

OVA Reading: unfil - fil = total
Influent ____ - ____ = ____
Effluent ____ - ____ = ____

*System Sampled: Yes (No)

STATUS UPON DEPARTURE

✓ Same as Arrival
✓ The following adjustments were made: Installed Air bleed muffler to Reduce Noise

MAINTENANCE

GTWS			VES		
Air Compressor*			Blower*		
Tank Drained:	Yes	No	Oil Changed:	Yes	No
Oil Changed:	Yes	No	Greased End Unit:	Yes	No
Air Filter Cleaned:	Yes	No	Greased Motor:	Yes	No
Belts Okay:	Yes	No	Belts Okay:	Yes	No
Inspect Ground Water Pumps:	Yes	No			
Solids Filters					
#1 Changed:	Yes	No			
#2 Changed:	Yes	No			

*See maintenance/sampling documents in onsite file container for more detail.

OPERATION AND MAINTENANCE DATA SHEET

Safety Kleen Facility
4701 North Manhattan Avenue

1030 Lattice

Date: 10/23
Time Arrive Site: 1045
Time Depart Site: ~~1200~~ 1230

STATUS UPON ARRIVAL

GWTS

Cutler Hammer 15A
2 pole 230V

Meter Reading : 2306,838 gal
System: On _____ Off ✓

Flow Rate: _____ Cause: _____

Solids Filter 1 Pressure: _____

Solids Filter 2 Pressure: _____

Air Compressor Pressure Setting At: _____ psi

Line Pressure At: _____ psi Corrective Action: _____

RW-1 Regulator At: _____ psi

RW-2 Regulator At: _____ psi

*System Sampled: Yes (No)

VES

On _____ Off ✓

Vacuum Pressure: Cause: Flow (Bio) In bleed Valve

Blower: _____ " Hg

VEL 1: _____ " H_2O

VEL 2: _____ " H_2O

VEL 3: _____ " H_2O Corrective Action: _____

VEL 4: _____ " H_2O

OVA Reading: unfil - fil = total
Influent ____ - ____ = ____
Effluent ____ - ____ = ____

*System Sampled: Yes No

STATUS UPON DEPARTURE

_____ Same as Arrival
_____ The following adjustments were made: _____

MAINTENANCE

GTWS			VES		
Air Compressor*			Blower*		
Tank Drained:	Yes	No	Oil Changed:	Yes	No
Oil Changed:	Yes	No	Greased End Unit:	Yes	No
Air Filter Cleaned:	Yes	No	Greased Motor:	Yes	No
Belts Okay:	Yes	No	Belts Okay:	Yes	No
Inspect Ground Water Pumps:	Yes	No			
Solids Filters					
#1 Changed:	Yes	No			
#2 Changed:	Yes	No			

*See maintenance/sampling documents in onsite file container for more detail.

OPERATION AND MAINTENANCE DATA SHEET

Safety Kleen Facility
4701 North Manhattan Avenue

Date: 11/01/95
Time Arrive Site: 0800
Time Depart Site: ~~1100~~ 1130

STATUS UPON ARRIVAL

GWTS

Meter Reading : 2,363,807 gal
System: On _____ Off ✓

P.O.C. pump 22

Flow Rate: _____ Cause: _____

Solids Filter 1 Pressure: N/A

Solids Filter 2 Pressure: 22/20

Air Compressor Pressure Setting At: 100 psi

Line Pressure At: 95 psi Corrective Action: _____

RW-1 Regulator At: _____ psi

RW-2 Regulator At: _____ psi

*System Sampled: Yes (No)

VES

On ✓ Off _____

Vacuum Pressure: Cause: _____

Blower: 35 " ~~Hg~~ H_2O

VEL 1: 30 " H_2O at Knock-out

VEL 2: _____ " H_2O

VEL 3: _____ " H_2O Corrective Action: _____

VEL 4: _____ " H_2O

OVA Reading: unfil - fil = total
Influent ____ - ____ = ____
Effluent ____ - ____ = ____

*System Sampled: Yes (No)

STATUS UPON DEPARTURE

____ Same as Arrival
____ The following adjustments were made: _____

MAINTENANCE

GTWS			VES		
Air Compressor*			Blower*		
Tank Drained:	(Yes)	No	Oil Changed:	~~Yes~~ ~~No~~	N/A
Oil Changed:	(Yes)	No	Greased End Unit:	~~Yes~~ ~~(No)~~	N/A
Air Filter Cleaned:	Checked Yes	No O.K.	Greased Motor:	(Yes)	No
Belts Okay:	(Yes)	No	Belts Okay:	~~Yes~~ ~~No~~	N/A

Inspect Ground Water Pumps: Yes (No)

Solids Filters
#1 Changed: ~~Yes~~ ~~No~~ N/A
#2 Changed: (Yes) No

*See maintenance/sampling documents in onsite file container for more detail.

Trailer 16'

OPERATION AND MAINTENANCE DATA SHEET

Safety Kleen Facility
4701 North Manhattan Avenue

Date: 11/07/95
Time Arrive Site: 0830
Time Depart Site:

STATUS UPON ARRIVAL

GWTS

Meter Reading : 2,400,405 gal
System: On _____ Off ✓ Timer P.O.C Pump 22

Flow Rate: _____ Cause: _____

Solids Filter 1 Pressure: N/A

Solids Filter 2 Pressure: 25/22

Air Compressor Pressure Setting At: _____ psi

Line Pressure At: _____ psi Corrective Action: _____

RW-1 Regulator At: 50 psi

RW-2 Regulator At: 50 psi

*System Sampled: Yes (No)

VES

On ✓ Off _____

Vacuum Pressure: Cause: _____

Blower: 36 ~~"~~ H_2O 26" at K.O.

VEL 1: _____ " H_2O

VEL 2: _____ " H_2O

VEL 3: _____ " H_2O Corrective Action: _____

VEL 4: _____ " H_2O

OVA Reading: unfil - fil = total
Influent ____ - ____ = ____
Effluent ____ - ____ = ____

*System Sampled: Yes (No)

STATUS UPON DEPARTURE

✓ Same as Arrival
____ The following adjustments were made: _____

MAINTENANCE

GTWS			VES			
Air Compressor*			Blower*			
Tank Drained:	(Yes)	No	Oil Changed:	Yes	No	N/A
Oil Changed:	Yes	(No)	Greased End Unit:	Yes	No	
Air Filter Cleaned:	(Yes)	No	Greased Motor:	Yes	No	
Belts Okay:	(Yes)	No	Belts Okay:	Yes	No	
Inspect Ground Water Pumps:	(Yes)	No				
Solids Filters						
#1 Changed:	~~Yes~~	~~No~~ N/A				
#2 Changed:	(Yes)	No				

*See maintenance/sampling documents in onsite file container for more detail.

OPERATION AND MAINTENANCE DATA SHEET

Safety Kleen Facility
4701 North Manhattan Avenue

Date: 12/11/95
Time Arrive Site: 0900
Time Depart Site: 1145

STATUS UPON ARRIVAL

GWTS

Meter Reading : 2,604,826 gal
System: On ✓ Off _____

P.O.# - 20

Flow Rate: _____ Cause: _____

Solids Filter 1 Pressure: N/A

Solids Filter 2 Pressure: 25/18

Air Compressor Pressure Setting At: 100 psi

Line Pressure At: 90 psi Corrective Action: _____

RW-1 Regulator At: _____ psi

RW-2 Regulator At: _____ psi

*System Sampled: Yes (No)

VES

On ✓ Off _____

Vacuum Pressure: Cause: _____

Blower: _____ " Hg

VEL 1: _____ " H_2O

VEL 2: _____ " H_2O

VEL 3: _____ " H_2O Corrective Action: _____

VEL 4: _____ " H_2O

OVA Reading: unfil - fil = total
Influent ____ - ____ = ____
Effluent ____ - ____ = ____

*System Sampled: Yes (No)

STATUS UPON DEPARTURE

✓ Same as Arrival
____ The following adjustments were made: _____

MAINTENANCE

GTWS

Air Compressor*
Tank Drained: (Yes) No
Oil Changed: Yes (No)
Air Filter Cleaned: Yes (No)
Belts Okay: (Yes) No

Inspect Ground Water Pumps: Yes (No)

Solids Filters
#1 Changed: ~~Yes~~ ~~No~~ N/A
#2 Changed: (Yes) No

VES

Blower*
Oil Changed: ~~Yes~~ ~~No~~ N/A
Greased End Unit: ~~Yes~~ ~~No~~
Greased Motor: Yes (No)
Belts Okay: ~~Yes~~ ~~No~~

*See maintenance/sampling documents in onsite file container for more detail.

OPERATION AND MAINTENANCE DATA SHEET

Safety Kleen Facility
4701 North Manhattan Avenue

Date: 12/18/95
Time Arrive Site: 0915
Time Depart Site: 1300

STATUS UPON ARRIVAL

GWTS

Meter Reading : 2,656,278 gal
System: On ✓ Off _____

P.O.C pump 20psi
T.P.-1 - 40psi

Flow Rate: _____ Cause: _____

Solids Filter 1 Pressure: N/A

Solids Filter 2 Pressure: 20/18

Air Compressor Pressure Setting At: 100 psi

Line Pressure At: 95 psi Corrective Action: _____

RW-1 Regulator At: _____ psi

RW-2 Regulator At: _____ psi

*System Sampled: (Yes) No

VES

On ✓ Off _____

Vacuum Pressure: Cause: _____

Blower: 30 " ~~Hg~~ "H2O

~~VEL 1:~~ 22 " ~~H_2O~~ "H2O

VEL 2: _____ " H_2O

VEL 3: _____ " H_2O Corrective Action: _____

VEL 4: _____ " H_2O

OVA Reading: unfil - fil = total
Influent ____ - ____ = ____
Effluent ____ - ____ = ____

*System Sampled: (Yes) No

STATUS UPON DEPARTURE

✓ Same as Arrival
____ The following adjustments were made: _____

MAINTENANCE

GTWS			VES		
Air Compressor*			Blower*		
Tank Drained:	(Yes)	No	Oil Changed:	(Yes)	No
Oil Changed:	(Yes)	No	Greased End Unit:	(Yes)	No
Air Filter Cleaned:	(Yes)	No	Greased Motor:	(Yes)	No
Belts Okay:	(Yes)	No	Belts Okay:	(Yes)	No

Inspect Ground Water Pumps: Yes (No)

Solids Filters
#1 Changed: ~~Yes~~ ~~No~~ N/A
#2 Changed: (Yes) No

*See maintenance/sampling documents in onsite file container for more detail.