safety-kleen.

DER

AUG 0 4 1986

SOUTH WEST DISTRICT

Certified Mail - Return Receipt Requested

July 16, 1986
EJJ 86-304

Mr. Armando Gonzalez
Florida Dept. of Environmental Regulation
1601 Highway 301 North
Tampa, FL 33610

Subject: Storage Facility Permit Application
Tampa Service Center (FLD980847214)

Dear Mr. Gonzalez:

Please find attached Safety-Kleen's response to your June 16, 1986 notice of incompleteness. Responses to your comments, revised pages and drawings are enclosed.

I appreciate the additional time you allowed for this response. If you have any questions or require further information, please contact me on extension 2246.

Sincerely,

Ellen J. Jurczak, P.E.
Environmental Engineer/
Permits Manager

EJJ/ber

Enclosure

777 BIG TIMBER ROAD ELGIN, ILLINOIS 60120 PHONE 312/697-8460 TELEX 910 251 4479

RESPONSES TO PART B
COMPLETENESS REVIEW
SAFETY-KLEEN CORPORATION
TAMPA, FL
FLD 049557408

A. GENERAL REQUIREMENTS

Comment:

Is Mr. Gordon Burman the actual site owner? or the purported future buyer? If Mr. Burman is not the actual site owner, page two (2) of the application form will have to be amended.

Response:

Mr. Gordon Burman is the legal owner of the site for the Safety-Kleen facility at Tampa, FL.

Comment:

A.18 of General Information in Part I of the application form needs to be filled out.

Response:

A.18 of General Information in Part I of the Application has been completed and the revised page is attached with this response.

B. SITE INFORMATION

Comment: I.

A 1":2000' scale map is required containing the following information [270.13(1)]:

a. Surrounding land uses
b. Injection wells used by facility (1 mile).
c. Drinking water wells (1/4 mile).
d. Intake and discharge structures (1 mile).

Response:

a. The site is located in an area of commercial-industrial activity zoned M-1 as stated in Part I, c.1. We are attempting to obtain a local zoning map identifying surrounding areas and will forward it as soon as it is received.

b. The facility does not use injection wells.

c. A list of local withdrawal wells obtained from the Southwest Florida Water Management District is attached.

d. To the best of our knowledge, there are no known intake or discharge structures within 1 mile of the facility.

Comment:

A 1":200' scale topographic map is required containing the following information [270.14(b)(19)]:

a. Map scale and date.
b. Orientation of map.
c. Existence of fire fighting installation on or near the facility.

Response:

a,b) Exhibit I.D.5-1 is a site plan at a scale of 1 inch = 40 feet which exceeds the requirements of 270.14(b)(19). The map has a date, scale, and North arrow; and grading contours to show the pattern of surface water flow in the vicinity of the facility.

c) There are no fire hydrants at or near the facility, however, water is not an effective means of extinguishing a fire at the site. See the response to a later comment.

C. LAND USE INFORMATION

Comment:

A statement should be made in C.2 and C.3 of Part I in the application form. Resubmit corresponding form page.

Response:

C.2 and C.3 of Part I in the application are filled in and the page attached with the response.

D. OPERATION INFORMATION

Comment:

Site plan must clearly define loading and unloading areas, and normal and limited access entrances at the facility.

Response:

The loading and unloading areas, and traffic flow is indicated on revised Exhibit I.D.5-1.

Comment:

Approximate amounts of wastes received and shipped in a period of time should be included in the application.

Response:

Approximate amounts of immersion cleaner and mineral spirit dumpster mud wastes received and shipped in a one year period are given in Sections I.D.2.b-3 and I.D.2.b-5 respectively. Approximately 185,000 gallons of mineral spirit was shipped during the same one year period.

Comment:

Concerning the facility structures the following information is required:

a. Present and future structures [270.13(g)].

b. Traffic patterns, volume and control. Access roads and load bearing capacity [270.14(b)(LL)(i)].

Response:

a. The structures shown on Exhibit I.D.5-1 are existing.

b. Safety-Kleen Service Center at this location has nine employees who commute to work daily (Monday through Friday) by passenger cars or pickup trucks. The Service Center currently operates 11 route vans or trucks. Most of the route vehicles are loaded with clean solvent or other products and dispatched daily between 7:30 and 8:30 a.m. The vans usually return between 4 and 6 p.m. to unload the used solvent. The route trucks are of single axle with dual wheels and range from 9,750 pounds to 14,000 pounds in maximum gross weight and 18 to 20 feet in total lengths. On weekends, the Center is normally closed.

A bulk tanker truck is dispatched from the Recycle Center to the Service Center about every 7 to 10 days to deliver the fresh mineral spirits and pick up the used ones. Similarly , a trailer truck for immersion cleaner drums makes the trip about every 7 to 10 days. The wet dumpster mud contained in 16-gallon drums is picked up approximately every two to three months. These trucks have a maximum gross weight of 80,000 pounds with tandem axle weight less than 34,000 pounds. Maximum total dimensions of these trucks is 59'2" long, 8' wide and 12'5" tall.

We have contacted the Hillsborough County Highway Dept. and will forward information on pavement bearing capacity if and when it becomes available.

Comment:

To comply with 264.12(b), notices to the generators are required to inform them that your facility is permitted to accept hazardous wastes.

Response:

As addressed in Section I.D.2.a-1 of the permit application, Safety-Kleen's solvent cycle is essentially a closed loop going from the Service Center to the customer, from the customer to the Service Center, from the Service Center to the regeneration center, and then from the regeneration center back to the Service Center. Ownership of the solvent remains with Safety-Kleen and customers are notified of this through the contract they sign (Machine Placement Form, sample attached). In addition, the permit numbers and other manifesting information is included in the service documents.

All shipments of waste received from customers is kept on file, and contain the customer's EPA I.D. number and DOT waste stream description.

When the permit is approved, Safety-Kleen will provide its customers with a copy of the letter of approval from the DER as notice.

Comment:

To comply with 264.12(c), a proof that the purported site buyer has been notified of the requirements of Part 264 and 270 should be included in the application, in case the purported buyer is different from the facility owner.

Response:

As indicated in A17, General Information of the application, Safety-Kleen Corporation is the proposed buyer and w/rent tenant. Safety-Kleen Corporation is familiar with the requirements of Part 264 and 270.

Comment:

A more thoroughly explanation of procedures and forms used to manifest, report discrepancies and unmanifested wastes, keeping operating records, availability, retention and disposition of records, and biennial reports, are required as per Part 264 Subpart E.

Response:

Per CFR 40, 264.73 Safety-Kleen Corporation complies with the regulations for maintaining the records at the facility as follows.

1. Safety-Kleen maintains records of all customers and all services performed. Sales receipts have been modified to record shipments of waste solvent for each customer, the customer's EPA I.D. number and a DOT Description of each waste stream. These records are kept on file at the facility.

2. The Part B Permit Application contains diagrams of storage locations in the Service Center and descriptions of the wastes in those locations. A Waste Analysis Plan and results of waste analysis are also contained in the Part B.

3. This applies to facilities which treat or dispose of hazardous wastes. Since the Tampa Service Center is a storage facility only, this rule does not affect its operation.

4 & 5. All incidents requiring implementation of the Contingency Plan will be recorded and kept on file at the branch (see Corporate Policy Statement 600-609 in the Permit Application). Records of inspection are also kept on file at the Service Center.

6. The facility does have on file the analytical date on all the materials, they are handling. (Material Safety Data Sheets). Actual analysis is not carried out at the facility.

7. Notices to the generator has been discussed previously.

8. Closure Cost estimates are part of the application and are kept on file. Any revisions made will also be kept on file.

9. The drum labels are compared with the manifest sheets to verify if the material in the drums agrees with the manifest.

E. FACILITY SECURITY INFORMATION

Comment: I

The conform 40 CFR Part 264.14, a fence should surrounds the facility, and means to control entry through gates or entrances at all times should be provided.

Response: I

A fence will be installed surrounding the facility at Tampa by September 30, 1986 to reflect your comment.

Comment:

The Contingency Plan should include a list of the emergency response requirements available to comply with 264.52(e).

Response:

To comply with 264.52(e). Exhibit I.E.4-2 is incorporated in the Contingency Plan of the application. The location for emergency equipment is shown in Exhibit I.D.5-2a of the application.

Comment:

To comply with 264.194(c)(1), proper considerations should be given to tank spills.

Response:

Section I.E.2.d of the application has been revised to reflect the tank spill or leakage including tank repair.

Comment:

A more complete evacuation plan should be provided to comply with 264.52(f).

Response:

The evacuation plan is discussed in Section I.E.2.i of the application. Routes for evacuation are clearly marked on the floor plan, Exhibit I.D.5-2a and 2b.

Comment:

An internal alarm with several actuators properly, located is required to comply with 264.32(a).

Response:

An individual intercom and in-house paging system is being installed and will be completed in 30 days. The paging system will be used as one of the methods for internal alarm in case of emergency.

Comment:

To complete the personnel training plan, the employee names have to be submitted to comply with 264.16(d)(i).

Response:

To comply with 264.16(d)(i) the Exhibit I.E.2-3 has been revised to reflect your comments.

PART II - CONTAINERS

Comment:

Capacity calculation of the containment system should be submitted.

Response:

For each containment system, the capacity is calculated as length x width x depth x 7.48 gallons. For drum storage area, (Exhibit I.5.D-2a) each contaminant is 12' L x 1'9" W x 2' D x 7.48 - 341 gallons. Therefore, total containment capacity of two trenches = 682 gallons.

Comment:

Calculation showing relation between free liquid in waste stored, how partially the containers are filled, the number of containers and total amount of waste is required.

Response:

The containers are filled by preset nozzle that controls the volume of the liquid. Normally, 16-gallon drums are filled with 6-gallons of mineral spirit. Because of the closed loop system of Safety-Kleen's solvent leasing/reclamation operation and inspection by Safety-Kleen's service staff upon acceptance of the used IC for return to the Service Center, the IC drums do not contain more than six gallons of materials. The drum for M.S. dumpster mud are always about half-full because of weight limitations for handling and lifting by hand.

A majority of dry cleaning wastes in each drums is non-fluid, solid material (e.g. cartridge filter). Actual observations of drums opened at the Recycle Center indicate, that, on an average, approximately 20% of the contents of dry cleaning waste drum is free liquid.

Comment:

If storage area described as UNIT 1 in ID.5 - 2b will contain ignitable wastes, 50' or more from property boundary is required to comply with 264.176.

Response: Do not [illegible] as [illegible] drawing of Exhibit I.D.5-1

The ignitable wastes will be stored 50' away from the property boundary to comply with Section 264.176.

Comment:

A timetable for scheduled closure activities need to be submitted to comply with 264.112(a)(4).

Response:

Closure Schedule activities is attached with the response as Exhibit A.

Comment:

If means to control fire with water exist, it should be mentioned in the corresponding parts of your application to comply with 264.32(d).

Response:

Water is not usually effective for retarding fire because material (mineral spirit) is lighter then water and will continue burning. A fog/mist can be used to retard fire. Foam is most effective, or chemical entinguishing.

In the event of a fire, regardless of size, the local fire department will be called immediately and the decision to use water will be left to the professionally trained fire fighting personnel.

APPLICATION FOR A HAZARDOUS WASTE FACILITY PERMIT
PART I - GENERAL
TO BE COMPLETED BY ALL APPLICANTS

Please Type or Print

A. GENERAL INFORMATION

1. TYPE OF FACILITY:

DISPOSAL [ ]			
LANDFILL [ ]	LAND TREATMENT [ ]	SURFACE IMPOUNDMENT [ ]	
STORAGE [X]			
CONTAINERS [X]	TANKS [X]	PILES [ ]	SURFACE IMPOUNDMENT [ ]
TREATMENT [ ]			
TANKS [ ]	PILES [ ]	INCINERATION [ ]	SURFACE IMPOUNDMENT [ ]
THERMAL [ ]	CHEMICAL [ ]	PHYSICAL [ ]	BIOLOGICAL [ ]

2. TYPE OF APPLICATION: [ ] TOP [X] CONSTRUCTION [X] OPERATION [ ] CLOSURE

3. DATE CURRENT OPERATION BEGAN (OR IS EXPECTED TO BEGIN): 6-28-85

4. FACILITY NAME: Safety-Kleen corp. Service Center

5. EPA/DER I.D. NO.: ~~FLD 049557408~~ → FLD 980 847 271

6. FACILITY LOCATION OR STREET ADDRESS: 24th Ave. & 54th Street

7. FACILITY MAILING ADDRESS: _____ Tampa FL 33619
STREET OR P.O. BOX CITY STATE ZIP

8. CONTACT PERSON: Stan Walczynski TELEPHONE: (312) 697-8460 X2242
TITLE: Environmental Engineer
MAILING ADDRESS: Safety-Kleen Corp., 777 Big Timber Rd., Elgin, IL 60120
STREET OR P.O. BOX CITY STATE ZIP

9. OPERATOR'S NAME: Frank Taylor TELEPHONE: (813) 870-2030

10. OPERATOR'S ADDRESS: 24th Ave. & 54th St. Tampa FL 33619
STREET OR P.O. BOX CITY STATE ZIP

11. FACILITY OWNER'S NAME: Gordon Burnam TELEPHONE: ( )

12. FACILITY OWNER'S ADDRESS: P.O. Box 4 Columbia MO 65205
STREET OR P.O. BOX CITY STATE ZIP

13. LEGAL STRUCTURE: [X] CORPORATION [ ] NON-PROFIT CORPORATION [ ] PARTNERSHIP
[ ] INDIVIDUAL [ ] LOCAL GOVERNMENT [ ] STATE GOVERNMENT [ ] FEDERAL GOVERNMENT
[ ] OTHER _____

14. IF AN INDIVIDUAL, PARTNERSHIP, OR BUSINESS IS PERFORMED UNDER AN ASSUMED NAME, SPECIFY COUNTY AND STATE WHERE NAME IS REGISTERED. COUNTY: _____ STATE N/A

15. IF A CORPORATION, INDICATE STATE OF INCORPORATION Wisconsin

16. IF AN INDIVIDUAL OR PARTNERSHIP, LIST OWNERS: N/A

NAME:
ADDRESS:
STREET OR P.O. BOX CITY STATE ZIP

NAME:
ADDRESS:
STREET OR P.O. BOX CITY STATE ZIP

NAME:
ADDRESS:
STREET OR P.O. BOX CITY STATE ZIP

NAME:
ADDRESS:
STREET OR P.O. BOX CITY STATE ZIP

17. SITE OWNERSHIP STATUS: [ ] OWNED [X] TO BE PURCHASED [ ] TO BE LEASED ____ YEARS
[X] PRESENTLY LEASED: EXPIRATION DATE ____ IF LEASED, GIVE:
LAND OWNER'S NAME See Item 11
LAND OWNER'S ADDRESS See Item 12
STREET OR P.O. BOX CITY STATE ZIP

18. ENGINEER: Phil M. Parker, P.E. REGISTRATION NO.: 20781
ADDRESS: P.O. Box 95263 Madeira, FL 33708
STREET OR P.O. BOX CITY STATE ZIP
ASSOCIATED WITH: Parker Mechanical

19. FACILITY LOCATED ON INDIAN LAND: [ ] YES [X] NO

20. EXISTING OR PENDING ENVIRONMENTAL PERMITS: *

NAME OF PERMIT	AGENCY	PERMIT NUMBER	DATE ISSUED	EXPIRATION DATE
Part A Interim Status	U.S. EPA	~~FLD 980847214~~	7/85	N/A
	FL. DER	→ FLD 982 347 271		

* See Exhibits I.A.20-1 and I.A.20-2

B. SITE INFORMATION

1. FACILITY LOCATION: COUNTY: Hillsborough NEAREST COMMUNITY: ____
LATITUDE: 27° 55' 21" N LONGITUDE 082° 23' 40"W

2. AREA OF FACILITY SITE (ACRES): 3

3. ATTACH TOPOGRAPHIC MAPS WHICH SHOW ALL THE FEATURES INDICATED IN THE INSTRUCTION SHEET FOR THIS PART.

4. IS THE SITE LOCATED IN A 100-YEAR FLOOD PLAIN? [ ] YES [X] NO
ATTACH ALL INFORMATION INDICATED IN THE INSTRUCTION SHEET FOR THIS PART.

LAND USE INFORMATION

. PRESENT ZONING OF THE SITE? M-1 County

. IF A ZONING CHANGE IS NEEDED, WHAT SHOULD NEW ZONING BE? N/A

. PRESENT LAND USE OF SITE General Industry

OPERATING INFORMATION

. IS WASTE GENERATED ON SITE? [X] YES [ ] NO LIST THE SIC CODES (4-DIGIT)
7399 5172 5084 5013

. ATTACH A DESCRIPTION OF THE OPERATION INCLUDING (a) A BRIEF DESCRIPTION OF THE NATURE OF THE BUSINESS; (b) A SPECIFICATION OF THE HAZARDOUS WASTE LISTED OR DESIGNATED IN 40 CFR PART 261 TO BE TREATED, STORED, OR DISPOSED AT THE FACILITY; (c) AN ESTIMATE OF THE ANNUAL QUANTITY OF SUCH WASTE; AND (d) PROCESSES USED FOR TREATING, STORING, OR DISPOSING OF HAZARDOUS WASTE AND THE DESIGN CAPACITY OF THOSE PROCESSES.

. ATTACH A COPY OF THE REPORTS OF THE CHEMICAL AND PHYSICAL ANALYSES OF THE HAZARDOUS WASTES HANDLED AT THE FACILITY, INCLUDING ALL INFORMATION WHICH MUST BE KNOWN TO TREAT, STORE, OR DISPOSE OF THE WASTES IN ACCORDANCE WITH §264.13(a).

. ATTACH A COPY OF THE WASTE ANALYSIS PLAN REQUIRED BY §264.13.

. ATTACH A SCALE DRAWING OF THE FACILITY SHOWING THE LOCATION OF ALL PAST, PRESENT, AND FUTURE TSD AREAS. ALSO SHOW THE TRAFFIC PATTERN INCLUDING ESTIMATED VOLUME AND CONTROL.

. ATTACH A COPY OF THE PROCEDURES USED TO COMPLY WITH §264.12 AND 40 CFR PART 264, SUBPART E (MANIFEST SYSTEM, RECORD KEEPING, AND REPORTING).

FACILITY SECURITY INFORMATION

. ATTACH A DESCRIPTION OF THE SECURITY PROCEDURES AND EQUIPMENT REQUIRED BY §264.14.

2. ATTACH A COPY OF THE CONTINGENCY PLAN REQUIRED BY 40 CFR PART 264, SUBPART D.

3. ATTACH A DESCRIPTION OF PROCEDURES, STRUCTURES, OR EQUIPMENT USED AT THE FACILITY TO:

   a. MITIGATE EFFECTS OF EQUIPMENT FAILURE AND POWER OUTAGES;

   b. PREVENT HAZARDS IN UNLOADING OPERATIONS (i.e., RAMPS, SPECIAL FORKLIFTS);

   c. PREVENT UNDUE EXPOSURE OF PERSONNEL TO HAZARDOUS WASTE (i.e., PROTECTIVE CLOTHING);

   d. PREVENT CONTAMINATION OF WATER SUPPLIES;

e. PREVENT RUN-OFF FROM HAZARDOUS WASTE HANDLING AREAS TO OTHER AREAS OF THE FACILITY OR ENVIRONMENT, OR TO PREVENT FLOODING (i.e., BERMS, DIKES, TRENCHES);

*f. PREVENT ACCIDENTAL IGNITION OR REACTION OF IGNITABLE, REACTIVE, OR INCOMPATIBLE WASTES.

*4. ATTACH A DESCRIPTION OF THE PREPAREDNESS AND PREVENTION PROCEDURES REQUIRED BY 40 CFR PART 264, SUBPART C, INCLUDING DESIGN AND OPERATION OF THE FACILITY, REQUIRED EQUIPMENT, TESTING AND MAINTENANCE OF EQUIPMENT, ACCESS TO COMMUNICATIONS OR ALARM SYSTEM, REQUIRED AISLE SPACE, AND ARRANGEMENTS WITH LOCAL AUTHORITIES.

*5. ATTACH AN OUTLINE OF BOTH THE INTRODUCTORY AND CONTINUING TRAINING PROGRAMS USED TO PREPARE PERSONS-TO-OPERATE OR MAINTAIN THE HWM FACILITY IN A SAFE MANNER AS REQUIRED TO DEMONSTRATE COMPLIANCE WITH §264.16.

F. FINANCIAL RESPONSIBILITY INFORMATION

1. ATTACH THE MOST RECENT CLOSURE COST ESTIMATES FOR THE FACILITY, PREPARED IN ACCORDANCE WITH §264.142*, PLUS A COPY OF THE FINANCIAL ASSURANCE MECHANISM ADOPTED IN COMPLIANCE WITH §264.143.

2. WHERE APPLICABLE, ATTACH THE MOST RECENT POST-CLOSURE COST ESTIMATE FOR THE FACILITY, PREPARED IN ACCORDANCE WITH §264.144, PLUS A COPY OF THE FINANCIAL ASSURANCE MECHANISM ADOPTED IN COMPLIANCE WITH §264.145, OR §264.146 IF APPROPRIATE.

3. WHERE APPLICABLE, ATTACH A COPY OF THE INSURANCE POLICY OR OTHER DOCUMENTATION WHICH COMPRISES COMPLIANCE WITH THE REQUIREMENTS OF §264.147. FOR A NEW FACILITY, DOCUMENTATION SHOWING THE AMOUNT OF INSURANCE MEETING THE SPECIFICATION OF §264.147(a) AND, IF APPLICABLE, §264.147(b), THAT THE OWNER OR OPERATOR PLANS TO HAVE IN EFFECT BEFORE INITIAL RECEIPT OF HAZARDOUS WASTE FOR TREATMENT, STORAGE, OR DISPOSAL. A REQUEST FOR A VARIANCE IN THE AMOUNT OF REQUIRED COVERAGE, FOR A NEW OR EXISTING FACILITY, MAY BE SUBMITTED AS SPECIFIED IN §264.147(c).

*THIS STANDARD IS SUBSTANTIALLY IDENTICAL TO THE CORRESPONDING 40 CFR PART 265 STANDARD.

WELL CONSTRUCTION LIST

DATE 1/31/86

DUSE	PERMIT	DRILL	BASIN	CNTY	LOCATION SETNRG	DIAM	CASEL	WELL	GROUT	BAGS	DRILLMW	SWL	SPOE	SCFS	SDZL	SDCL	DPLA	CLLA	THLA	DPLA	CLLA	THLA	1CAR	CLBR	DPCK	CLCK	UNFE	OWNER
WPH315554	0077	I	11	29	342912	12	75	503			C	10											999		999			NITRAN CHEM
WPE319021	0002	D	11	29NWSE	342919	4	51	115			C	12											30		30			P W NICHOLS
WPE325775	1057	D	11	29	342919	4	59	300			C														30			NITRAN INC
WPE325618	1252	D	11	29	342919	4	123	158			C														20			T NUNN
WPE333507	1043	D	11	29	342919	3	63	115			C	12			MS		34	WH	13	54	WH	7	39	WH	61	WH		FREIND S
WPE333752	1043	D	11	29	342919	4	41	63			C	12			MS		4	BK	8	12	WH	27	39	WH	39	WH	CFE	MIKOLS RJ
WPE333331	1185	D	13	29	342919	4	42	135			C	12			MS				20				20	WH	40	WH		CONNELL D E
WPE336801	1598	D	11	29	342919	4	57	90			C	5			MS		20		20				40	TA	40	TA		R MANRING
WPE336366	1388	D	11	29	342919	4	36	123			C	11			MS		28	ME	8				36	WH	36	WH		J JOYCE
WPE339939	1099	D	11	29	342919	3	54	75			C				MS		21		9				30		50			HORTON,L E
WPE343852	1099	D	11	29	342919	3	54	82			C				MS		21		9				40		54			HORTON,T
WPC385865	2267	D	11	29NESW	342919	4	47	63			C	8	R															LEISS, ERWI
WPC389809	1056	D	11	29NWNE	342919	4	51	100			C	8																ALLSTATE HO
WPC394257	2431	D	11	29	342919	4	52	85			C	16																BROWN, JAME
WPC396686	2481	B	11	29	342919	4	52	90		2	C	7																ENGINEERED
WPC395662	1056	D	13	29	342919	3	40	100			C	24																COLLINS, RE
WPC398892	1160	A	13	29	342919	4	50	120			C	72																PEFERSONAL
WPC399972	1043	B	11	29	342919	4	61	120		7	T	5	F	D	C													RICHARDS FD
WPC401874	2088	D	11	29	342919	4	73	73			J	18																BEACHUM, GE
WPC401197	1715	O	11	29	342919	4	4	19		1	R	3																NITRAM INC
WPC402621	1715	O	11	29	342919	2	18	18		1	R																	NITRAM INC
WPC402619	1715	O	11	29	342919	2	18	19		1	R																	NITRAM INC
WPC402617	1715	O	11	29	342919	2	14	14		1	R																	NITRAM INC
WPC402620	1715	O	11	29	342919	2	18	18		1	R																	NITRAM INC
WPC402618	1715	O	11	29	342919	2	15	20		1	R																	NITRAM INC
WPC404710	1232	H	11	29	342919	8	80	-		22	R																	NITRAM CORP
WPE407098	1271	O	11	29	342919	4																						DENNIS, WIL
WPE407983	1392	I	11	29	342919	6																						PLANTAIN PR
WPE410052	2169	D	11	29	342919	4																						WINDEL, JOH
WPC306044	1056	D	11	29	352919	3	42	120			R	5											40		40			PINTADO, MA
WPE306351	0003	D	11	29	352919	3	42	56			C	12											30		30			S LIGOIAN
WPE309781	0351	D	11	29	352919	4	63	85			C	13											26					
WPE312586	0123	A	11	29	352919	3	50	115			C	20											20		50			R F SWINSON
WPC347864	1056	D	13	29	352919	4	43	115			C	8																MCCARTY, GE
WPC350203	1056	D	11	29SWNE	352919	4	44	135			C	8																NATIONWIDE

WELL CONSTRUCTION LIST

DATE 1/31/86

DP USE	PERMIT	DRILL	BUSEN	ACNTY	LOCTN SETNRG	DIAM	DCASE	DWELL	GROUTS	BAGS	DRILLM	ELEV	SWLS	SPACE	SCFS	SDOSZE	SDOCLR	DPLA	CLLA	THCLA	DPLA	CLLA	THCLA	ICARB	CLRB	DPRCK	CLRCK	UNFEA	DWNER
WPH340823	1979	D	11	29NWNW	332919	3		598			R																		SWFWMD
WPC344519	1160	D	11	29	332919	3	48	73			C		10			MS	WH	10	MA	10				20	MA	48	WH		BALL,N
WPH346553	1094	D	13	29	332919	2	84	142			R		9																PLASTIC FUT
WPC383190	2251	Y	11	29	332919	2		125		12	R																		CHLORIDE ME
WPC394924	2372	O	11	29	332919	2	7	32		3	T		2																TAMPA ELECT
WPC394925	2372	O	11	29	332919	2	4	15		3	T		3																TAMPA ELECT
WPC395492	1822	D	14	29	332919	3	42	168			C																		WRIGHT, H E
WPC400157	1057	Y	11	29SWSW	332919	3	32	67		13	C		25																DATO, JOE
WPC404848	1183	D	11	29	332919	4	37	46			C		35																BAILEY, ART
WPC407018	2372	Y	11	29SWSE	332919	2		13		2	R																		TECO
WPC409702	2372	O	11	29SWSE	332919	2	5	15		1	T		9																TECO
WPE411527	2169	D	11	29	332919	4																							SWATT, TED
WPC306095	1056	D	11	29NENE	342919	4	53	125			C													40		40			DEMMI, JOHN
WPE309419	0265	D	13	29	342919	4	56	200			C													56		100			J BARBER
WPE312382	0003	D	11	29	342919	3	42	90			C		14											40		40			C T DAVIDSO
WPC348028	1577	D	13	29	342919	4	41	59			C		8																GOVER, T. A
WPC348032	1233	D	13	29	342919	4	49	101			C		7																WILSON, RAY
WPC350227	1126	D	14	29	342919	2	25	81			C		8																ARCIA, ISAB
WPC352470	1094	D	13	29	342919	2	107	132			R		9																CANNELLA, C
WPN354816	1097	D	13	29	342919	3	***	CANCELLED			***																		
WPC358640	1271	D	11	29	342919	4	63	90			C																		SCULL, K. B
WPC359283	1097	O	11	29	342919	4	42	105			C																		RICHERT, DA
WPC361895	1094	D	13	29	342919	4	50	65			R																		CHLORIDE ME
WPC370802	1126	D	11	29	342919	2	45	98			C		9																CARBO, MANU
WPC371148	1126	D	11	29	342919	2	40	85			C		9																ARCIA, ISAB
WPC374087	2251	O	11	29	342919	4	10	15			R																		CHLORIDE ME
WPC374090	2251	O	11	29	342919	4	10	15			R																		CHLORIDE ME
WPC374088	2251	O	11	29	342919	4	10	15			R																		CHLORIDE ME
WPC374089	2251	O	11	29	342919	4	10	15			R																		CHLORIDE ME
WPC374875	1043	O	13	29	342919	4	31	67			C		8																VALDEZ, MEN
WPC376413	1126	A	11	29	342919	2	50	70			C		8																PINEIRO, FE
WPC379718	1817	I	11	29	342919	4	63	90			C		7																TAMPA BAY T
WPE307804	0003	D	11	29	342919	3	32	60			C		17											30		30			M TREJO
WPE313765	0003	D	11	29	342919	3	38	76			C		10											30					STEEL CRETE
WPE313993	0026	B	11	29	342919	4	65	115			C		19											27		27			ROBERTA NOS

WELL CONSTRUCTION LIST

DATE 1/31/86

OPUSE	PERMIT	DOIL	BUSEN	ACNT	LOCATION SETNRG	DIAM	CASEL	WELLT	GROUTS	BALLM	DRILLED	SWLS	SPACE	SCFS	SDCLE	DPCLA	DCLAR	TCLAR	DPCLA	CCLAR	TCLAR	ICLBR	CCLBR	DPCLK	CCLK	UNFEA	OWNER
WPE410713	1251	D	11	29	272919	4																					AOKI LANDSC
WPE302204	1604	D	21	58	282919	3	59	95			C	10	A		MS	40		4				44		44			WALMSLEY
WPC305855	1099	A	11	29	SWNW282919	3	42	65			C	6										50		50			BURKE, R L
WPC351485	1099	D	14	29	282919	4	42	141			C																FORD, JACKI
WPC353722	1099	D	13	29	282919	3	42	70			C																STRICKLAND,
WPE321731	1432	A	13	29	282919	3	42	189			C	12										25		25			JENSSEN
WPE330643	1057	D	11	29	282919	4	63	139			C	20			MS	12	WH	32	44	MY	14	58	WH	58	WH		D HAMITER
WPC391721	2071	D	11	29	282919	4	63	140			C	15															GREGORY, VI
WPC408646	1056	D	13	29	NENE282919	4	53	79			C	8															LARRY MEADO
WPC410664	1056	A	11	29	SWSW282919	4	63	150			C	4															AWARD CONST
WPE340253	1286	D	13	29	292919	4																					EGGERS,F
WPC306000	1115	W	13	29	SWNW302919	3	68	123			C											60		60			HUGHES, MIC
WPE309374	0006	M	13	29	302919	6	125	380			R	8										25		130			GEN PRTLD C
WPC360149	1094	O	11	29	302919	2		20			R																TAMPA SHIP
WPC360151	1094	O	11	29	302919	2		20			R																TAMPA SHIP
WPC360150	1094	O	11	29	302919	2		20			R																TAMPA SHIP
WPC360148	1094	O	11	29	302919	2		20			R																TAMPA SHIP
WPC365214	1598	A	13	29	302919	4	40	70			C	4															INTERSTATE
WPC367411	1094	O	11	29	302919	2		20			R																TAMPA SHIP
WPC367410	1094	O	11	29	302919	2		20			R																TAMPA SHIP
WPC367407	1094	O	11	29	302919	2		20			R																TAMPA SHIP
WPC367409	1094	O	11	29	302919	2		20			R																TAMPA SHIP
WPC375545	2250	D	13	29	302919	2	62	182		6	R																JOHNSON, CL
WPC365213	1598	W	13	29	312919	4	45	65			C	9															HERMAN, BOB
WPC378270	2035	D	11	29	312919	4	42	63			C	32															KELLEY, ROB
WPH304793	0000	V	11	29	31291912		140	704				7															
WPH304792	0000	W	11	29	31291916		116	720				5															
WPE310711	0006	M	13	29	SWNW312919	4	75	130			R	17										67					TPA PT AUTH
WPE319529	0123	A	13	29	312919	4	50	105			C	34										40		60			J SPEER
WPC396175	1232	W	13	29	312919	3	30	55			C	9															ARONOVITZ,
WPC410958	2372	O	11	29	NWNE312919	2	5	10		1	A	7															TAMPA PORT
WPC410960	2372	O	11	29	NWNE312919	2	7	12		1	A	8															TAMPA PORT
WPC410959	2372	O	11	29	NWNE312919	2	7	12		1	A	8															TAMPA PORT
WPC410957	2372	O	11	29	NWNE312919	2	5	10		1	A	7															TAMPA PORT
WPE302344	1609	D	21	58	322919	3	58	72			C	10	A		MS	40		5				56		56			RAMADO

WELL CONSTRUCTION LIST

DATE 1/31/86

OPUSE	PERMIT	DOBLSIL	ASENT	CONTY	LOCATION SETNRG	DATE	CASE	WELL	DRILL	BAGKM	IELLS	LLCSAD	SWPLE	SSCFOS	SSDZE	DDCLR	DPIAL	TCLIAL	THIAL	DPCLAL	CLCLAL	IAL	CLCAR	DPCRB	CLCRB	UNFCK	OWNER
WPE340661	1056	D	11	29	262919	4	48	117			C	5			MS		20		25				45	48			RIVERA,H
WPE341931	1160	D	11	29	SWSW262919	3																					GUAGLIANO,R
WPM345965	1271	D	13	29	262919	4	42	90			C	10															DEAL, JOHN
WPC398135	1233	B	11	29	262919	4	50	70		6	C	12															SOUTHSIDE C
WPC402185	1233	D	11	29	262919	4	48	78			C	17															CHURCHWELL
WPE407648	2521	D	11	29	262919	4																					KEY CONSTRU
WPE409605	2169	D	11	29	262919	4																					BONIS, GEOR
WPE409604	2169	D	11	29	262919	2																					PALMER, COD
WPE410300	1061	D	11	29	262919	4																					SHEPPARD, W
WPE336445	0003	D	11	29	272919	3	42	90			C	15											40	40			J M MARTINE
WPC305608	1097	D	11	29	272919	3	28	61			C	14											20	20			KELLEY, MRS
WPE306494	0003	D	11	29	272919	3	42	63				12											30	30			A PAIZ
WPE308501	0003	D	11	29	272919	3	40	70			C	12											30	30			A D SMITH
WPE308682	0067	A	11	29	272919	4	46	135			C	10											36	40			R RODRIGUEZ
WPE308335	0265	D	11	29	272919	3		90			C												65	65			G G MOROLES
WPE312912	0265	D	11	29	272919	3	42	115			C	3											42	42			CARL SUMNER
WPC347993	1097	D	13	29	272919	3	45	76			C																WRIGHT, FRE
WPC349653	1099	D	13	29	272919		42	85			C																MANFHIN, JO
WPC349408	1094	D	13	29	272919	2	111	172			R	11															LILLARD, DU
WPC352240	2035	D	13	29	272919	4	52	118			C																SHAWVER CON
WPC351808	2088	D	11	29	272919	4	52	90			C	10															CAPAZ, MS.
WPC352239	2035	D	13	29	272919	4		114			C	14															SHAWVER CON
WPC352823	1094	D	13	29	272919	2	155	212			R	--															GOLDTRAP, T
WPC354041	2035	D	13	29	272919	4	63	135			C	16															GILMORE, GL
WPN355061	1598	D	11	29	272919	4	***	CANCELLED	***																		
WPC356628	2035	D	14	29	272919	4	52	142			C	16															KELLEY, GEN
WPC358801	1097	D	15	29	272919	4	32	48			C																REYNOLDS, F
WPN360031	1097	D	11	29	272919	3	***	CANCELLED	***																		
WPC359266	2035	D	13	29	LTO2272919	4	55	128			C	14															SHAWVER CON
WPE369319	1598	D	13	29	272919	4																					PUERTO, JOS
WPC370814	1232	D	11	29	272919	4	62	161			R	20															ANSLEY, MRS
WPC371165	2035	D	13	29	272919	4	52	140			C	16															SHAWVER CON
WPC371223	1232	W	11	29	272919	4	20	35			R																ANSLEY, MRS
WPC373114	2250	D	11	29	272919	4	80	137			R																PINTADO, MA
WPC373042	2071	D	11	29	272919	3	42	57			C	10															PEREZ, ULYS

WELL CONSTRUCTION LIST

DATE 1/31/86

DPE USE	PERMIT	DRILL	BASIN	CONSTY	LOCATION SETNRG	DIAM	CASE	DEPTH WELL	GALLS	DRILLER	SWL	SP ACF	SEL PLE	SEL OZE	DPI CLL	DCL CLL	THI CLL	DPL CLL	DCL CLL	THL CLL	CAR BB	CLI CR	DPL CK	DCL CK	UNF EA	OWNER
WPC376079	1043	B	11	29	272919	4	63	123	8	T	6															RICHARD'S F
WPC376071	2035	D	13	29	272919	4	52	131		C	11															SHAWVER CON
WPC376072	2035	D	13	29	272919	4	63	130		C	8															SHAWVER CON
WPC379322	2076	D	11	29	272919	2	31	67		C	12															PEREZ, ESTE
WPC381082	1056	D	11	29SENE	272919	4	50	100		C	6															ANDERSON, M
WPC381011	2076	D	11	29	272919	2	65	80		C	8															PELLICER, H
WPC304993	1097	D	13	29	272919	3	51	65		C	12										30		40			CAPITANO, N
WPC304873	1097	D	13	29	272919	4	49	60		C	20	4	D								49					SCOTT, LEST
WPE307235	0139	D	11	29SENW	272919	3	62	80		C		8									50		50			P W KENNEY
WPE306959	0002	D	11	29NWSW	272919	3	42	85		C		6									50		50			G TEW
WPE310824	0016	D	11	29SESE	272919	3	31	65		C		12									30		30			S L WHITT
WPE310652	0047	D	11	29	272919	3	30	65		C		14									28		28			T R HUNZIKE
WPE313556	0351	D	11	29	272919	4	51	91		C		10									48		48			W P CUMMINS
WPE316465	0003	D	11	29	272919	3	46	70		R											30		30			SERRALLAS J
WPE315978	0062	B	11	29	272919	3	45	75		C		14									31		41			SHOP & GO
WPE316464	0003	D	11	29	272919	3	37	70		R		14									30		30			A. LOSA
WPE318680	0196	M	11	29	272919	4	41	75		C		10									40		40			H PATE
WPE318570	0003	D	11	29	272919	3	42	80		C		14									30		30			J A HAUSER
WPE319713	0196	D	11	29	272919	4	61	82		C		15									35		58			H PATE
WPE322909	1336	D	13	29	272919	3	38	64		C		5									38		38			R ALVAREZ
WPE328299	1056	D	11	29	272919	3	62	83		C		8		MS		2		6			8		8			SEARS ROBUC
WPE330077	1479	D	11	29	272919	4	45	60		C		45		MS		20		20			40		40			L SEGUEIRA
WPH333207	1056	B	11	29	272919	3	62	90				10		MS		10		15			25		25			MILLS O
WPE337189	1097	D	11	29	272919	3	53	70		C		15		MS							20		20			LILLARD,G
WPE337799	1232	D	11	29	272919	3	42	120		R		7		MS	MA	5	WH	20			5	WH	25	WH		MURRAY,J F
WPE339352	1097	D	11	29	272919	4	31	57		C				MS		20		10			30		30			PEREZ,A
WPE341884	1160	D	11	29	272919	3																				MULION,A
WPC383081	1056	B	11	29SESE	272919	4	85	139		C		7														KEY CONSTRU
WPE402304	2180	D	11	29	272919	4																				WAYCASSER,
WPC402655	1056	D	11	29SWSW	272919	4	52	80		C		10														ALLSTATE HO
WPC404161	1056	D	11	29SENE	272919	4	52	90		C		9														GREGORY, RO
WPC406184	1271	D	13	29	272919	4	42	90		C		15														FALCON, DAV
WPE407715	1958	B	11	29NESW	272919	5																				SAFETY-KLEE
WPE408551	2071	B	11	29	272919	4																				MAGGI, JOEL
WPE410712	1251	A	11	29	272919	4																				AOKI LANDSC

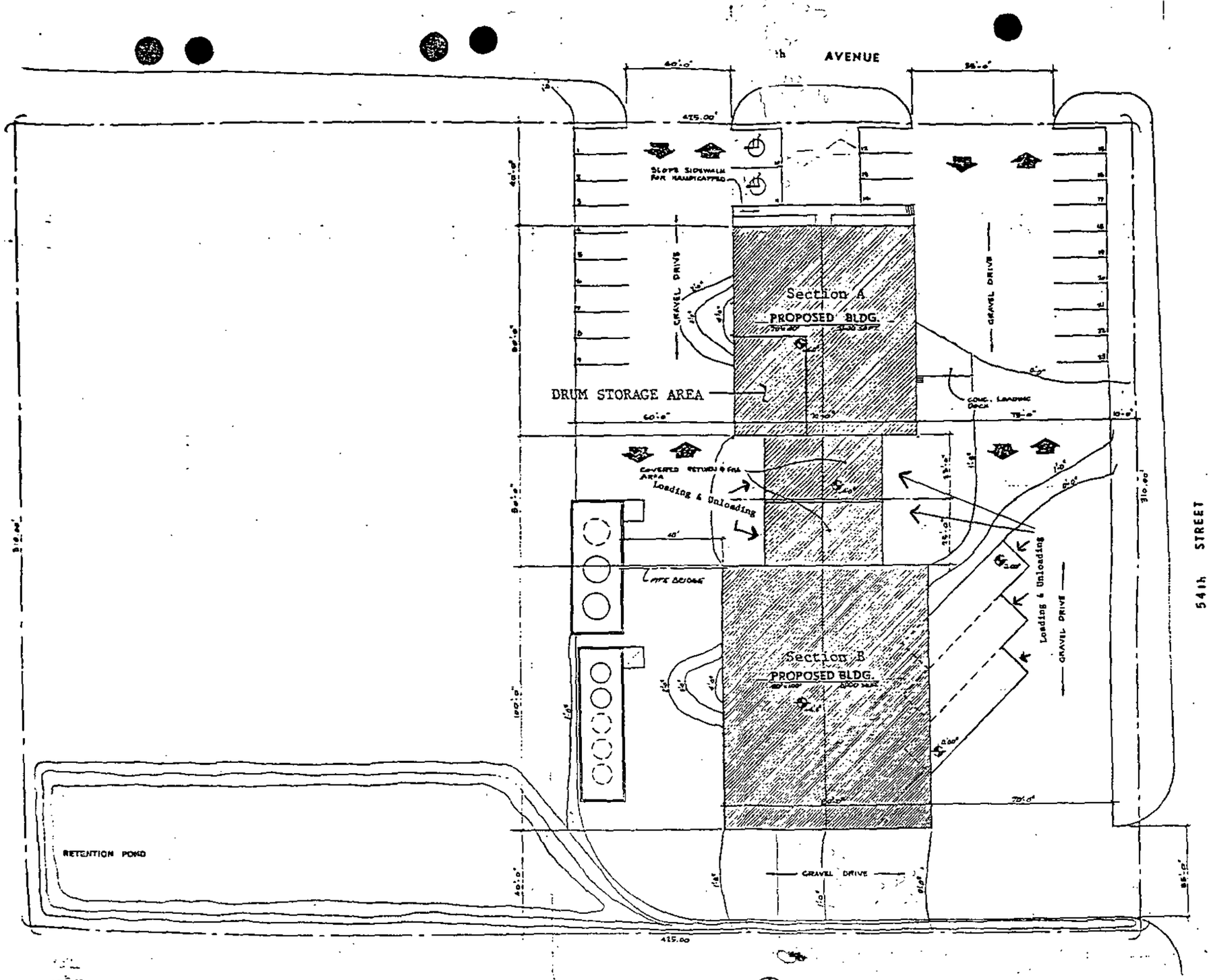

SITE PLAN

SCALE: 1" = 40'-0"

LEGEND:

Traffic Flow

EXHIBIT I.D.5-1

1

SITE PLAN

safety-kleen corp.

DUNS NO. 05106-0406

MACHINE PLACEMENT FORM

P 74711

LOCATION	BILL TO (IF DIFFERENT FROM LOCATION)
NAME: Frank Sampson Sons	NAME: F Sampson Accounting
ADDRESS: 1458 Northwest Hwy	ADDRESS: PO Box 138
ADDRESS:	ADDRESS:
CITY & STATE: Philla PA	CITY & STATE: Philla PA
ZIP: 08085-1 COUNTY Allen	ZIP: 08071-1

MACHINE PLACEMENT

DATE PLACED	MACHINE SERIAL NO.	BRANCH	TYPE OF OUTLET
1-24-84	303-11654	4-055-01	7

I HEREBY ACKNOWLEDGE PLACEMENT OF MACHINE AND HAVE CAREFULLY READ THE DIRECTIONS ON THE REVERSE SIDE.

X F Sampson
CUSTOMER'S SIGNATURE

Safety-Kleen agrees to furnish the above service on its equipment, and customer agrees that all servicing, repair and maintenance of the equipment shall be performed by Safety-Kleen only. All equipment and solvent shall remain the property of Safety-Kleen, and shall be returned to Safety-Kleen upon termination of service. Customer agrees to pay for replacement of equipment due to loss or damage.

Customer agrees to indemnify Safety-Kleen against any loss or claim arising from any personal injury or property damage, however caused, resulting from the placement or use of the machine on the customer's premises. Safety-Kleen is not responsible for any violation, loss or claim arising from noncompliance with pollution control laws caused by release of solvent to the environment from the unit and resulting from improper customer handling including, but not limited to spills into adjacent waterways, sewer lines or ground water, however caused. However, Safety-Kleen accepts responsibility for any spill solely caused by its agents in connection with the installation or servicing of the machine by Safety-Kleen.

MACHINE CONFIRMATION

DATE OF CONFIRMATION	SALES REP. NO.	SALES SPECIALIST	DATE OF FIRST SCHEDULED SERVICE CALL	BLITZ CODE	P/W TAX %	C.O.M.B. TAX %	PROD TAX %	CHAIN	SVC P/S	PROD P/S
	1591									

SERVICE FREQUENCY	CUSTOMER'S P.O. NUMBER	SALES TAX EXEMPTION NO.	PURPOSE CODE	CUSTOMER'S TELEPHONE AREA CODE	SPECIAL HANDLING	CREDIT CODE
6	☐ BLANKET ☐ TEMPORARY		☐ 1 NEW APPLICATION ☐ 2 REPLACE DEFECTIVE ☐ 3 REPLACE COMPETITIVE MACHINE ☐ 4 REPLACE MORE MADE WAT. ☐ 5 ADDITIONAL MACHINE	313-837-6472		

SERVICE CHARGE	TAX	TOTAL

USED DEVICE - EXPLAIN

I HEREBY ACCEPT TERMS OF CONTRACT. PRICES ARE SUBJECT TO CHANGE

X
CUSTOMER'S SIGNATURE

PRODUCT SALES SECTION

PRODUCT NUMBER	DESCRIPTION	DEALER PRICE	UNIT OF MEASURE	QUANTITY DELIVERED	SALES AMOUNT	TAX	LINE TOTAL
	6 Week Free Trial						
	B.E.A.D.						

PAYMENT RECEIVED SECTION

CASH ☐ CHECK NUMBER	TOTAL RECEIVED	APPLY PAYMENT TO:
		☐ TODAY'S SERVICE/SALE ☐ PREVIOUS BALANCE AS FOLLOWS

INV. # _____ AMOUNT $ _____

INV. # _____ AMOUNT $ _____

INV. # _____ AMOUNT $ _____

TOTAL PRODUCT ORDER AMOUNT	$
TOTAL MACHINE SERVICE AMOUNT (INCLUDING TAX)	$
TOTAL DUE	$

X
CUSTOMER'S SIGNATURE

PLEASE SEE REVERSE SIDE FOR IMPORTANT MACHINE INFORMATION

INVOICES ARE SUBJECT TO AN INTEREST CHARGE OF THE LESSER OF 1½% PER MONTH (18% PER ANNUM) OR THE MAXIMUM RATE ALLOWED BY LAW ON

CUSTOMER'S COPY-PLACEMENT

SAFETY-KLEEN CORP. DUNS NO. 05106-0408

777 BIG TIMBER ROAD • ELGIN, ILLINOIS 60120

TRANSPORTER

SCHEDULED SERVICE WEEK	SCHEDULED SERVICE TERRITORY	NUMBER

MANIFEST NUMBER

③ GENERATOR

BILL TO

SERVICE DATE	SALESMAN'S NO.	SALES SPECIALIST	SALES TAX EXEMPTION NUMBER	HANDLING CODE	CREDIT CODE	WAF	PREVIOUS BALANCE	PORTION OVER 60 DAYS

BUSINESS TYPE	CHAIN	CUSTOMER P.O. NUMBER	GENERATOR/CUSTOMER PHONE #	MAJOR INDUSTRIAL	O.C.	SVC P/S	PROD. P/S	SERVICE TAX	C.O.M.S. TAX	PRODUCT TAX

MACHINE SERVICE SECTION

MACHINE NUMBER	SERVICE CHARGE	SALES TAX	TOTAL CHARGE	SERVICE TERM	CHANGE SERVICE TO (WEEKS)	(INITIAL)	REMARKS
TOTAL SERVICE SECTION				GENERATOR USA EPA ID NO.			GENERATOR STATE ID NO.

MACHINE INSPECTION SECTION (PLEASE CHECK APPROPRIATE BOXES)

	GOOD	POOR
MACHINE CONDITION & CLEANLINESS	☐	☐
LAMP ASSEMBLY CONDITION	☐	☐
	YES	NO
DECALS IN PLACE AND LEGIBLE	☐	☐
FUSIBLE LINK INSTALLED	☐	☐
EMERGENCY CLOSING OF LID UNOBSTRUCTED	☐	☐
MACHINE PROPERLY GROUNDED	☐	☐
LOCAL PHONE NO. STICKER AFFIXED TO MACHINE	☐	☐

UNIFORM HAZARDOUS WASTE MANIFEST INFORMATION

⑫ CONTAINERS

PAILS NO. DM	16 GAL. NO. DM	30 GAL. NO. DM

⑪ US DOT Description (Including Proper Shipping Name, Hazard Class, and ID Number)

Waste, Petroleum Naphtha, Combustible Liquid, UN 1255

Waste, Compound, Cleaning, Liquid, Corrosive Material, NA 1760

⑬ ⑭ Total Quantity = Number of Drums x Ave. Wt/Drum of: Pails , 16 Gal. , 30 Gal.

⑨ DESIGNATED FACILITY NAME AND ADDRESS: SAFETY-KLEEN CORP.

USA EPA ID NO.

STATE ID NO.

PRODUCT SALES SECTION

PRODUCT NUMBER	DEALER PRICE	U/M	QUANTITY DELIVERED	SALES AMOUNT	TAX	LINE TOTAL	PRODUCT NUMBER	DEALER PRICE	U/M	QUANTITY DELIVERED	SALES AMOUNT	TAX	LINE TOTAL
							TOTAL PRODUCT AMOUNTS						

PAYMENT RECEIVED SECTION

CASH ☐	TOTAL RECEIVED	APPLY PAYMENT TO:
CHECK NUMBER		☐ TODAYS SERVICE/SALE ☐ PREVIOUS BALANCE AS FOLLOWS

INV. # ____________ AMOUNT $ ____________

INV. # ____________ AMOUNT $ ____________

INV. # ____________ AMOUNT $ ____________

NOTE: ③ ⑨ ⑪ ⑫ ⑬ ⑭ ⑯ CORRESPONDS TO RESPECTIVE ITEM INFORMATION REQUIRED ON UNIFORM HAZARDOUS WASTE MANIFEST

CHARGE MY ACCOUNT FOR THIS TRANSACTION UNLESS OTHERWISE INDICATED IN THE PAYMENT RECEIVED SECTION. ALSO I HAVE NOTED THE MACHINE INSPECTION SECTION ABOVE AND THE PRESENCE OF MACHINE, SOLVENT AND GENERATOR'S CERTIFICATION INFORMATION ON THE REVERSE SIDE.

THE ABOVE AMOUNT IS SUBJECT TO AN INTEREST CHARGE OF THE LESSOR OF 1½% PER MONTH (18% PER ANNUM) OR THE MAXIMUM RATE ALLOWED BY LAW ON ANY UNPAID INVOICES THAT ARE NOT PAID WITHIN 30 DAYS.

TOTAL SERVICE AMOUNT (FROM ABOVE)	
TOTAL DUE	

IN THE EVENT OF DEFAULT, SAFETY-KLEEN SHALL BE ENTITLED TO RECOVER COSTS OF COLLECTION, INCLUDING REASONABLE ATTORNEY'S FEES.

X ____________________

⑯ GENERATOR/CUSTOMER SIGNATURE

SEE REVERSE SIDE FOR IMPORTANT INFORMATION

SERVICE/SALES ACKNOWLEDGEMENT

EXHIBIT I.E.4-2
EMERGENCY RESPONSE EQUIPMENT

Description	Type/Capacity	Location (Shown in Exhibits I.D.5-2)	Quantities
Fire Extinguisher	ABC (10 lb.)	Warehouse	3
Eyewash	Fountain	Warehouse	1
First Aid		Warehouse	1
Telephones	Standard	Managers Office	1
Telephones	Standard	Secretary's Desk	1
Telephones	Standard		2
Gloves	Rubber	Emergency Equip. Area	Min. 1
Boots (optional)	Rubber	Emergency Equip. Area	Min. 1
Protective Clothing	Apron	Emergency Equip. Area	1/Employee
Eye Protection	Goggles/Safety Glasses	Emergency Equip. Area	Min. 1
Sorbent Material	Oil Absorbing	Emergency Equip. Area	Min. 1 Bale
Shovel	Standard	Emergency Equip. Area	Min. 1
Mop & Bucket	Standard	Emergency Equip. Area	Min. 1
Respirator (optional)	Filter Cartridge	Emergency Equip. Area	(Optional)
Pump	Handheld, Electric	Emergency Equip. Area	Min. 1
Wet/Dry Vacuum	Portable, Electric	Emergency Equip. Area	1

3. Spills on Concrete Pads

Concrete pads in loading and unloading areas are in most cases equipped with emergency catchment. Under most spill conditions, product can be totally contained on the concrete surface and in the catchment system. Upon containment, arrangements must be immediately undertaken to recover the material. Any soil that may be involved must be removed and treated as a hazardous waste.

4. Tank Spills or Leakage

Aboveground tanks are underlain by a concrete slab and surrounded by a 30" concrete dike to contain any spilled or leaked solvent. The containment system has been sized in accordance with the regulations, and under most spill conditions the product will be totally contained. Should a spill occur, arrangements must be immediately undertaken to recover the material. In the event of leakage, tank repair or replacement will be initiated. Any soil that may be involved must be removed and treated as hazardous waste.

I.E.2.e SPILL CONTROL PROCEDURES

1. If a harmful discharge occurs:

a. Stop the discharge from the drums of used immersion cleaner solvent or dry cleaning waste, if possible, by immediately transferring the liquid to a good drum.

b. Retain, contain or slow the flow of the used immersion cleaner solvent or dry cleaning waste as much as possible, by diking with sorbent pad or dirt. Pump and mop up the liquid from the floor into a good drum, and return the drum to storage and then later to the Recycle Center for reclamation/disposal. The area and equipment that comes in contact with the spill will be decontaminated with soap and water. All residues resulting from containment and decontamination will be collected for proper disposal at licensed facilities.

c. If used immersion cleaner solvent or dry cleaning waste escapes the containment efforts, immediately call the emergency response team that specializes in spill cleanup

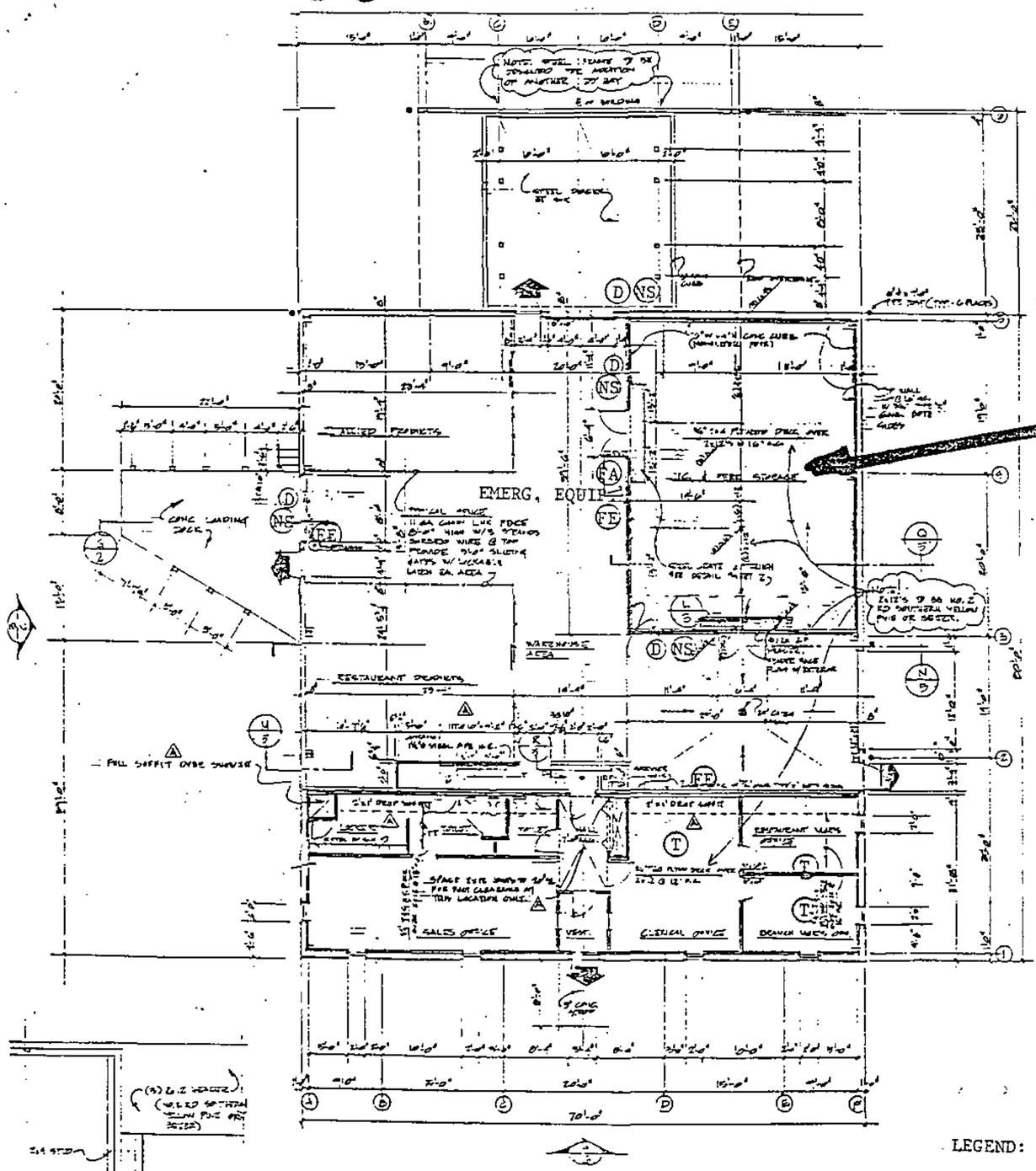

SECTION A
FLOOR PLAN

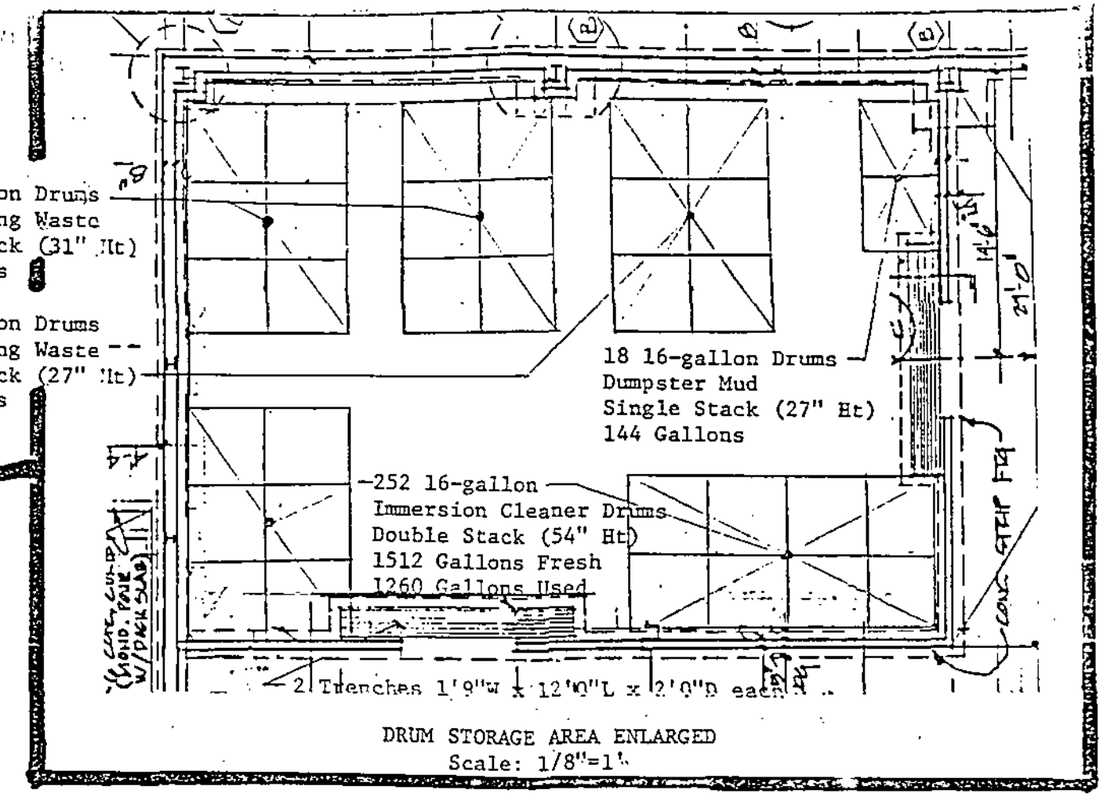

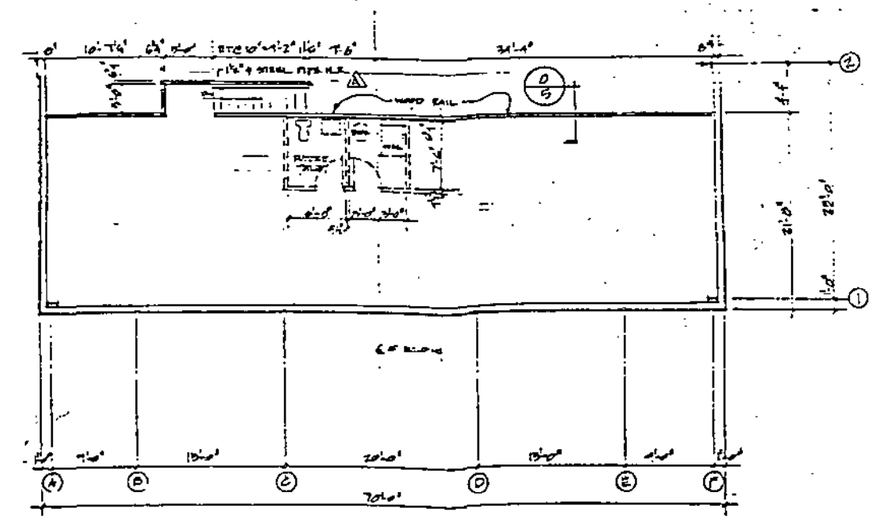

MEZZANINE PLAN

LEGEND:

--Evacuation Route

D--Danger Sign
NS--No Smoking
FE--Fire Extinguisher
FA--First Aid

EXHIBIT I.D.5-2a

safety-kleen corp.

80'x 70'x 16' SERVICE CENTER
FLOOR & MEZZ. PLANS Sect. A (3)

630 16-gallon Drums
Dry Cleaning Waste
Double Stack (54" Ht.)
2016 Gallons

250 30-gallon Drums
Dry Cleaning Waste
Double Stack (62" Ht.)
1500 Gallons

1134 16-gallon Drums
Immersion Cleaner
Double Stack (54" Ht.)
6804 Gallons Fresh
5670 Gallons Used

UNIT 1

UNIT 3

UNIT 2

FLOOR PLAN

BUILDING SECTION

MASONRY WALL DETAIL

FOUNDATION DETAIL

BLOW-OFF PANEL DETAIL

LEGEND:
T-Telephone
FA-First Aid
FE- Fire Extinguisher
D- Danger Sign
NS- No Smoking Sign

Evacuation Route

SEE SHEET 011999 FOR:
1- GENERAL CONSTRUCTION NOTES.
2- GENERAL CONSTRUCTION SPECIFICATIONS.

Exhibit F.D.5-25

safety-kleen corp.

TYPICAL ACCUMULATION CENTER Sect. B

FLOOR PLAN, SECTION AND DETAILS

EXHIBIT I.E.2-3

EMPLOYEES' FUNCTIONS DURING AN EMERGENCY

Employee's Name	Normal Title	Emergency Function
Frank Taylor	Branch Manager	Emergency Coordinator Supervise Evacuation Notify Emergency Agencies
Terry Edwards	Senior Sales Representative	Alternate Emergency Coordinator Notify Emergency Response Agencies Supervise Evacuation
Harriet Westgate	Secretary	Alternate Emergency Coordinator Notify Emergeny Response Agencies Supervise Evacuation
Dave Galloway	Paint & Refinishing Rep.	Retain, contain or slow the flow of solvent
John Zabaski	Sales Representative	Turn off electricity.
Perry Mattingly	Sales Representative	Turn off electricity/Extinguish fire.
Rick Reinhart	Sales Representative	Extinguish fire.
Paul Blackford	Sales Representative	Retain, contain or slow the flow of solvent
Jim Gorman	Sales Representative	Extinguish fire.

Exhibit A
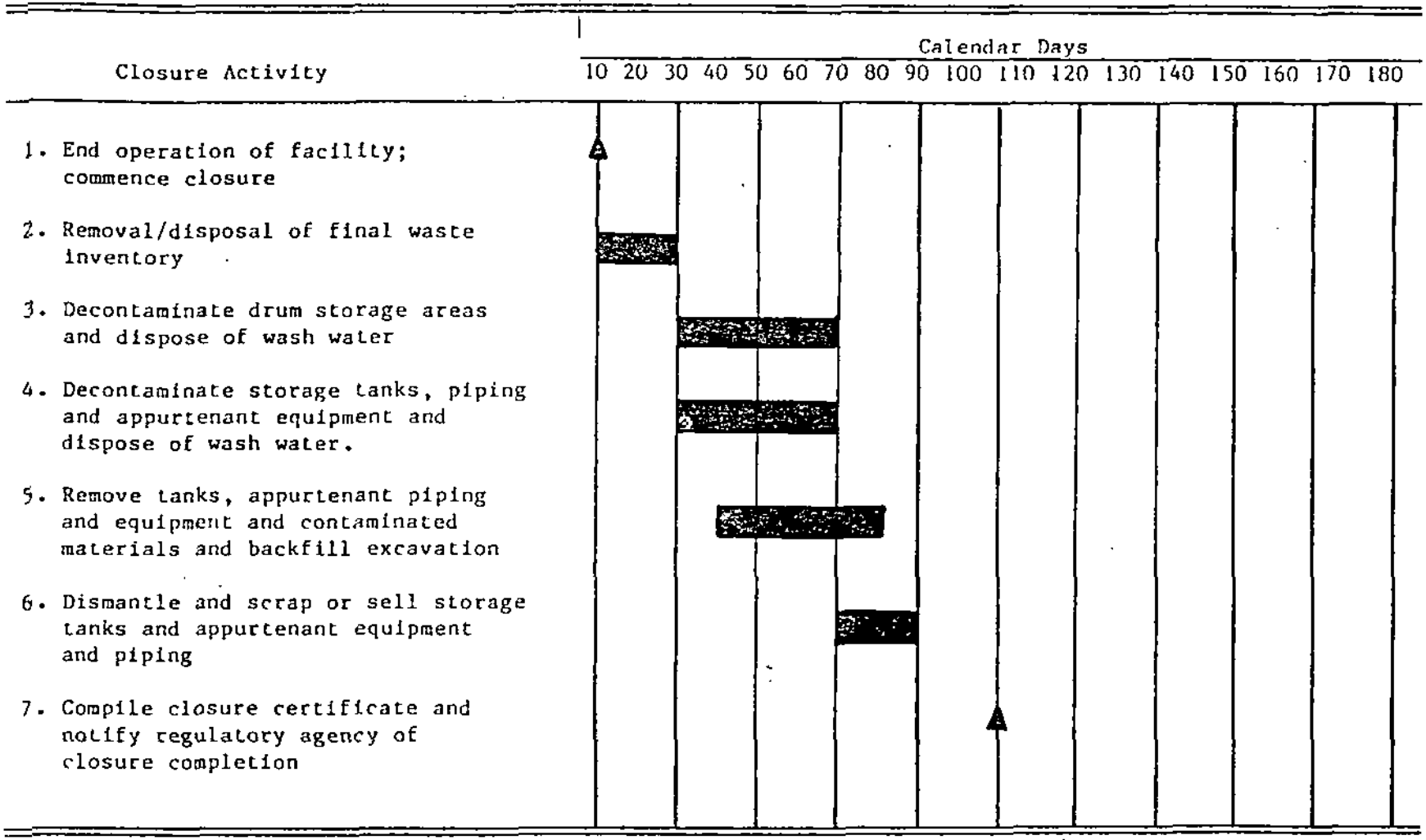
CLOSURE SCHEDULE