PERMIT APPLICATION

RCRA OPERATING PERMIT RENEWAL APPLICATION

Safety-Kleen Systems, Inc.
Tallahassee Service Center
4426 Entrepot Blvd.
Tallahassee, FL 32310

September, 2019

Prepared for:

Safety-Kleen Systems, Inc.
2600 North Central Expressway
Suite 200
Richardson, Texas 75080

APPLICATION FOR A HAZARDOUS WASTE PERMIT
PART I – GENERAL
TO BE COMPLETED BY ALL APPLICANTS

Please Type or Print

A. General Information

1. Type of Facility in accordance with Part 270.13(a)

- ☐ DISPOSAL
  - ☐ Landfill ☐ Land Treatment ☐ Surface Impoundment
  - ☐ Miscellaneous Units Type of Unit _____
- ■ STORAGE
  - ■ Containers ■ Tanks ☐ Piles
  - ☐ Surface Impoundment ☐ Containment Building
  - ☐ Miscellaneous Unit Type of Unit _____
- ☐ TREATMENT
  - ☐ Tanks ☐ Piles ☐ Surface Impoundment
  - ☐ Incineration ☐ Containment Building
  - ☐ Boiler / Industrial Furnace Type of Unit _____
  - ☐ Miscellaneous Unit Type of Unit _____

2. Type of application:

- ☐ Construction Permit
- ■ Operation Permit
- ☐ Construction & Operation Permit
- ☐ Research, Development & Demonstration (RD&D) Permit
- ☐ Postclosure Permit
- ☐ Clean Closure Plan
- ☐ Subpart H Remedial Action Plan
- ☐ Equivalency Demonstration

3. Revision Number: 09/16/19

4. Date current operation began, or is expected to begin: 1 /1 /1990

5. Facility Name Safety-Kleen Systems, Inc.

6. EPA/DEP I.D. No. FLD 982 133 159

7. Facility location or street address 4426 Entrepot Blvd., Tallahassee, FL 32310

8. Facility mailing address 4426 Entrepot Blvd
street or P.O. Box
Tallahassee FL 32310
city state zip

9. Contact person Jeff Curtis Telephone (561) 523-4719

Title Sr. Environmental Compliance Manager

Mailing address 5610 Alpha Drive
street or P.O. Box
Boynton Beach FL 33426
city state zip

E-mail address jeff.curtis@safety-kleen.com

10. Operator's name Safety-Kleen Systems, Inc. Telephone (972)265-2000

Mailing address 2600 North Central Expressway, Suite 200
Richardson
~~Boynton Beach~~ street or P.O. Box
~~FL~~ TX ~~33426~~ 75080
city state zip

E-mail address jeff.curtis@safety-kleen.com

11. Facility owner's name Safety-Kleen Systems, Inc. Telephone (972)265-2000

Mailing address 2600 North Central Expressway, Suite 200
Richardson
~~Boynton Beach~~ street or P.O. Box
~~FL~~ TX ~~33426~~ 75080
city state zip

E-mail address jeff.curtis@safety-kleen.com

12. Legal structure

■ Corporation ☐ Non-profit corporation ☐ Partnership ☐ Individual
☐ Local government ☐ State government ☐ Federal government ☐ Other

13. If an individual, partnership, or business is operating under an assumed name, specify the county and state where the name is registered.

County _____ State _____

14. If the legal structure is a corporation, indicate the state of incorporation.

State of incorporation Wiconsin

15. If the legal structure is an individual or partnership, list the owners.

Name _____

Address _____
Street or P.O. Box city state zip

Name _____

Address _____
Street or P.O. Box city state zip

16. Site ownership status

☒ Owned ☐ To be purchased ☐ To be leased _____ years

☐ Presently leased; the expiration date of the lease is ____/____/_____.

If leased, indicate land owner's name _____

Address _____ (Street or P.O. Box / city / state / zip)

E-mail address jcff.curtis@safety-kleen.com

17. Name of engineer Bob Fox Registration No. 40980

Address 10210 Highland Manor Drive, Suite 140, Tampa, FL 33610 (Street or P.O. Box / city / state / zip)

Associated with Environmental Resources Management

18. Is the facility located on Tribal land? ☐ Yes ☒ No

19. Existing or pending environmental permits (attach a separate sheet if necessary)

NAME OF PERMIT	AGENCY	PERMIT NUMBER	DATE ISSUED	EXPIRATION DATE
HW Permit	FDEP	009207-HO-010	3/4/2015	3/14/2020
UO/Filter Trans	FDEP	FLD982133159	3/7/2019	6/30/2020
HW Trans	FDEP	FLD982133159	3/11/2019	6/30/2020
Lamps/Mercury	FDEP	FLD982133159	1/31/2019	3/1/2020

B. Site Information

1. The facility is located in ~~Leon~~ Leon County.

The nearest community to the facility is Tallahassee.

Latitude 30° 23' 07.51"N Longitude 84° 19' 30.86"W

Method and datum Google Earth

2. The area of the facility site is 2.3 acres.

3. Attach a scale drawing and photographs of the facility showing the location of all past, present, and future treatment, storage and disposal areas. Also show the hazardous wastes traffic pattern including estimated volume and control.

4. Attach a topographic map which shows all the features indicated in the instructions for this part.

5. Is the facility located in a 100-year flood plain? ☐ Yes ■ No

6. The facility complies with the wellhead protection requirements of Chapter 62-521, F.A.C.
■ Yes ☐ No

C. Land Use Information

1. The present zoning of the site is Light Industrial (LI).

2. If a zoning change is needed, what should the new zoning be? _____.

D. Operating Information

1. Is waste generated on-site? ■ Yes ☐ No

2. List the NAICS codes (5 to 6 digits) 562112 _____ _____ _____

_____ _____ _____ _____ _____ _____ _____

3. Use the codes and units provided in the instructions to complete the following table. Specify:

a. Each process used for treating, storing or disposing of hazardous waste (including design capacities) at the facility, and

b. The hazardous waste(s) listed or designated in 40 CFR Part 261, including the annual quantities, to be treated, stored, or disposed by each process at the facility.

PROCESS CODE	PROCESS DESIGN CAPACITY AND UNITS OF MEASURE	HAZARDOUS WASTE CODE	ANNUAL QUANITY OF HAZARDOUS WASTE AND UNITS OF MEASURE
See Attached			

Part I

B. Site Information

3. FACILITY LAYOUT AND TRAFFIC PATTERNS

The facility layout is shown in Figure 2.1-1. The non-building areas of the facility are paved with asphalt, or concrete, as noted on the site plan. Site photographs are provided in Appendix A.

Site traffic patterns are illustrated in Figure 2.1-2. The majority of the vehicular traffic and loading/unloading operation occurs at and near the return/fill area (Area A), which is paved with concrete. Approximately once per week a tractor trailer delivers containerized product and removes containerized waste for transfer to a Safety-Kleen or Clean Harbors TSDF. This truck backs up to the concrete dock, located on the northern side of the facility in Area C, to load and unload containers. Area A may also be used for the loading/unloading of containerized wastes from local vans and trucks. The trucks dispatched from the recycle center to deliver parts washer solvent and pick up used parts washer solvent will perform these activities at the above-ground tank truck loading area (Area B) approximately once every 20 days. Used oil loading/unloading will also take place in Area B.

Capital Circle SW, is the major access road to the facility. The access road is designed in accordance with engineering criteria appropriate for sustaining the traffic volume and loading for the industrial activities in this area. The vans that travel the routes daily between the service center and Safety-Kleen customers use the two-lane road within the industrial park (Entrepot Blvd.). Traffic from this facility will have a minor impact on local traffic conditions.

Part I

B. Site Information

4. ***SITE TOPPOGRAPHY AND SURROUNDING LAND USE***

Figure 2.2-1 is a USGS topographic map showing the facility. Due to the small size of the site, all of the information requested in FDEP's application form cannot be placed on one map. Therefore, additional maps are provided here to present the additional information requested in the application form. Specific information requested in the permit application is provided below.

100-Year Floodplain Area

Based on information available from the Federal Emergency Management Agency (Figure 2.2-2), the facility does not lie within the 100-year, or 500-year flood plain.

Surface Water Bodies Within One-Quarter Mile of the Facility Property Boundary (e.g., Intermittent Streams and Springs)

Lake (Bradford) is located 0.55 miles to the west - northwest of the facility, Munson Slough is located 1.0 mile to the southeast, and Black Swamp is located 0.30 miles to the northeast of the site. See Table 2.2-1.

Surrounding Land Uses

Surrounding land uses are shown in Figure 2.2-3.

Legal Boundaries of the Facility

Figure 2.2-4 shows the property boundaries.

Drinking Water Wells Listed In Public Records or Otherwise Known to the Applicant Within One-Quarter Mile of the Facility Property Boundary

After reviewing information from FDEP's GIS application Map Direct at http://ca.dep.state.fl.us/mapdirect/?focus=none. It was determined that there are no public or private drinking water wells located within one-quarter mile of the site. See Table 2.2-1.

Intake and Discharge Structures Within One Mile

There are no known intake or discharge structures within one mile.

Run-Off Control System

The facility has not formal run-off control system. Surface water run-off flows to the east where it enters the roadway drainage system for Entrepot Boulevard.

Access Control (fences, gates, etc.)

Figure 2.1-1 shows access control features.

Injection and Withdrawal Wells Both On Site and Off Site

There are no injection or withdrawal wells on site. To the best of Safety-Kleen's knowledge, there are no known injection or withdrawal wells within one-quarter mile of the facility.

Buildings and Other Structures

Buildings and other structures are shown in Figure 2.1-1.

Contours Sufficient to Show Surface Water Flow

Figure 2.2-4 shows surface water flow at the facility. The site is nearly flat. The unpaved area on the western side of the site is elevated above the paved area. There is a slope from the west to the east all the way to Entrepot Blvd. Surface water flow is directed toward the drainage swale on the boundary with Entrepot Blvd. as shown in Figure 2.2-4.

Loading and Unloading Areas

Figure 2.1-2 shows loading and unloading areas in relation to the waste management areas.

Hazardous Waste Units

Figure 2.2-5 shows hazardous waste management units.

Wind Rose

A wind rose for Tallahassee, Florida is shown in Figure 2.2-6.

REVISION 0 - 09/16/19

FIGURE 2.1-1
FACILITY LAYOUT & ACCESS CONTROL FEATURES
SAFETY-KLEEN SYSTEMS, INC.
TALLAHASSEE, FLORIDA

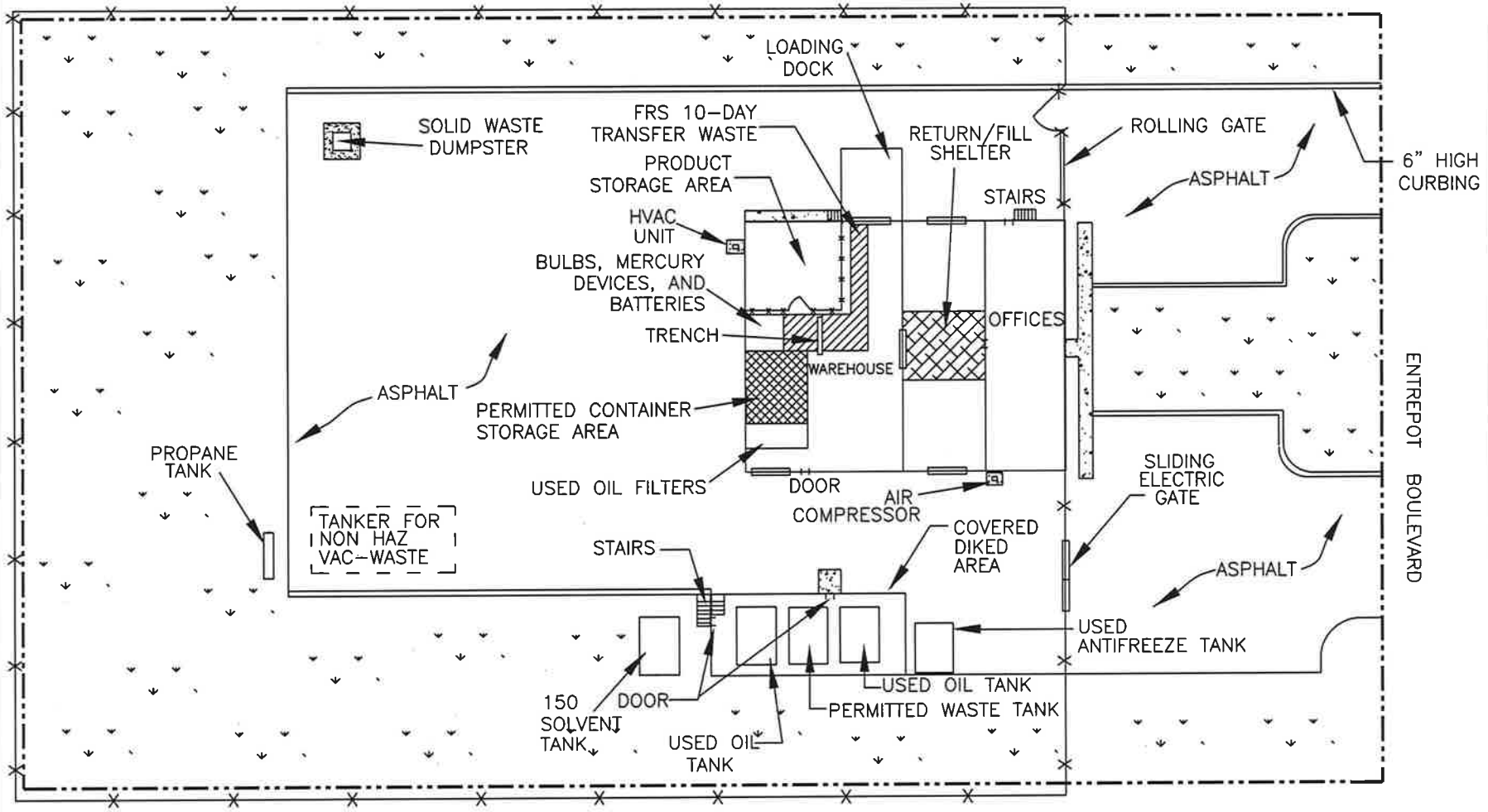

PROJECTS\0479208 SAFKLN\CAD Files\TALLAHASSEE\2019\FIGURE 2.1-1.DWG YMG REV 09/12/19

ERM

REVISION 0 - 09/16/19

FIGURE 2.1-2
TRUCK TRAFFIC PATTERNS AND LOADING/UNLOADING AREAS OF HAZARDOUS WASTE
SAFETY-KLEEN SYSTEMS, INC.
TALLAHASSEE, FLORIDA

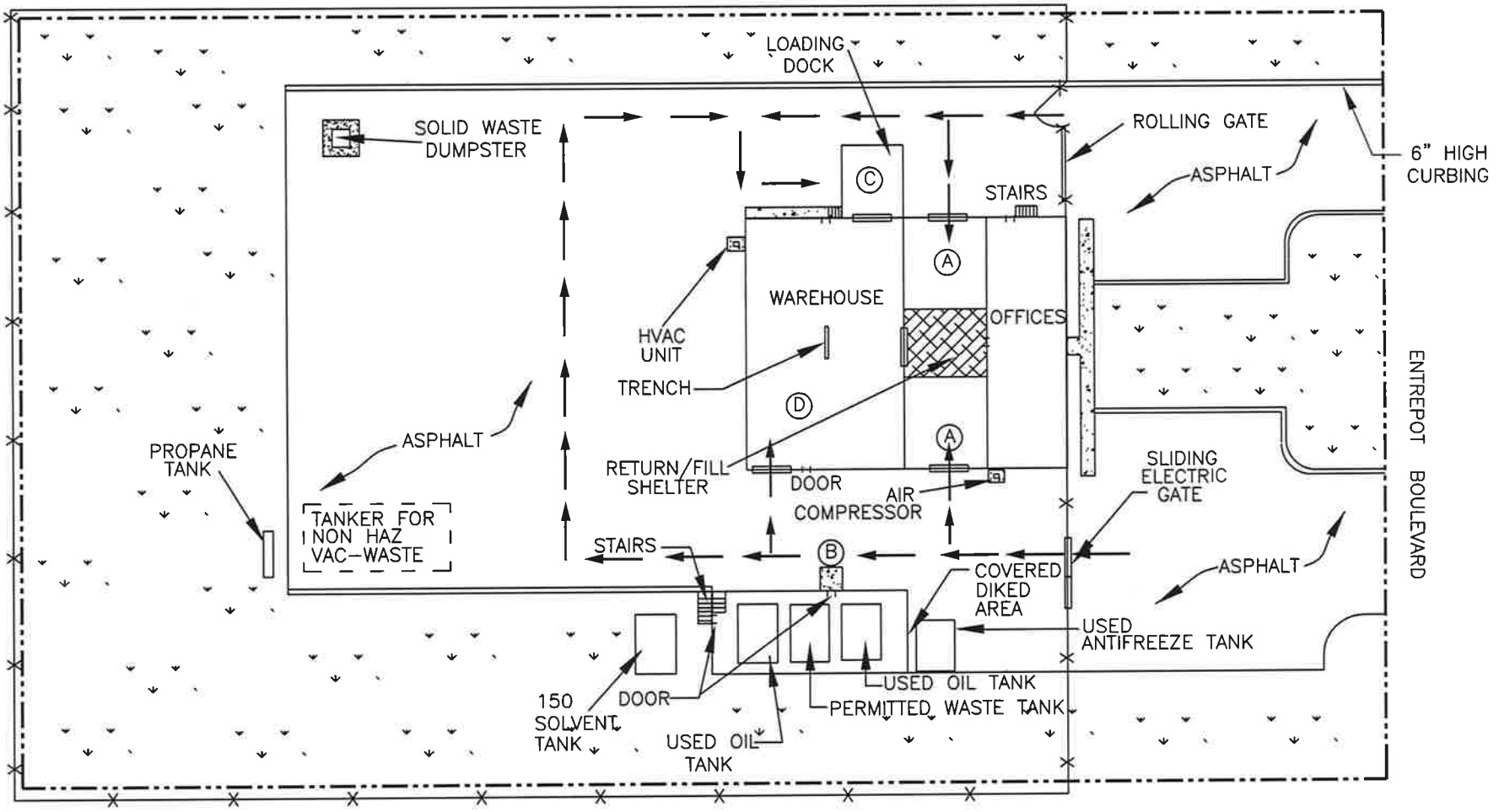

LEGEND

- FENCE
- PROPERTY BOUNDARY
- CONCRETE
- GRATING
- VEGETATION
- ROLL UP DOOR
- TRUCK TRAFFIC PATTERN

(A) LOADING AND UNLOADING OF CONTAINERS WITH SOLVENTS FROM VANS
(B) LOADING AND UNLOADING OF PARTS WASHER SOLVENT AND USED OIL FROM TANKER TRUCKS
(C) LOADING AND UNLOADING OF CONTAINERIZED WASTE AND PRODUCT
(D) LOADING AND UNLOADING OF CONTAINERIZED WASTES FROM LOCAL AREA VANS

N

0 50
APPROXIMATE SCALE (FEET)

PROJECTS\0479208 SAFKLN\CAD Files\TALLAHASSEE\2019\FIGURE 2.1-2.DWG YMG REV 09/10/19

ERM

REVISION 0 – 09/16/19

FIGURE 2.2-1
TOPOGRAPHIC MAP
SAFETY-KLEEN SYSTEMS, INC.
TALLAHASSEE, FLORIDA

TALLAHASSEE QUADRANGLE
FLORIDA–LEON CO.
7.5 MINUTE SERIES (TOPOGRAPHIC)
PHOTOREVISED 1976

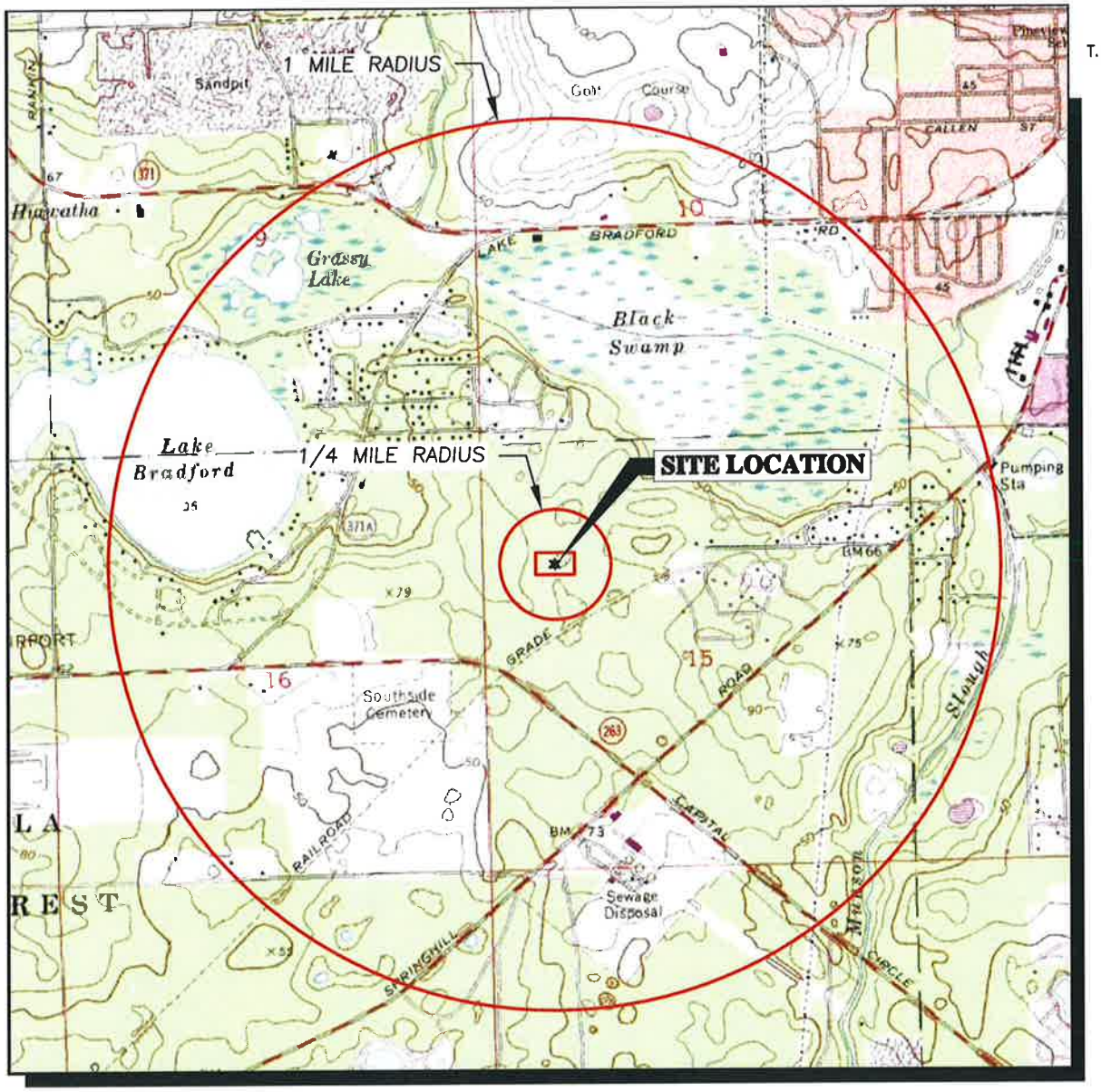

CONTOUR INTERVAL 10 FEET

DOTTED LINES REPRESENT 5–FOOT CONTOURS
NATIONAL GEODETIC VERTICAL DATUM OF 1929

N

0 2000

APPROXIMATE SCALE (FEET)

QUADRANGLE LOCATION

PROJECTS\0479208 SAFKLN\CAD Files\TALLAHASSEE\2019\FIGURE 2.2–1.DWG YMG REV 08/19/19

ERM.

REVISION 0 - 09/16/19

FIGURE 2.2-2
FLOODPLAIN MAP
SAFETY-KLEEN SYSTEMS, INC.
TALLAHASSEE, FLORIDA

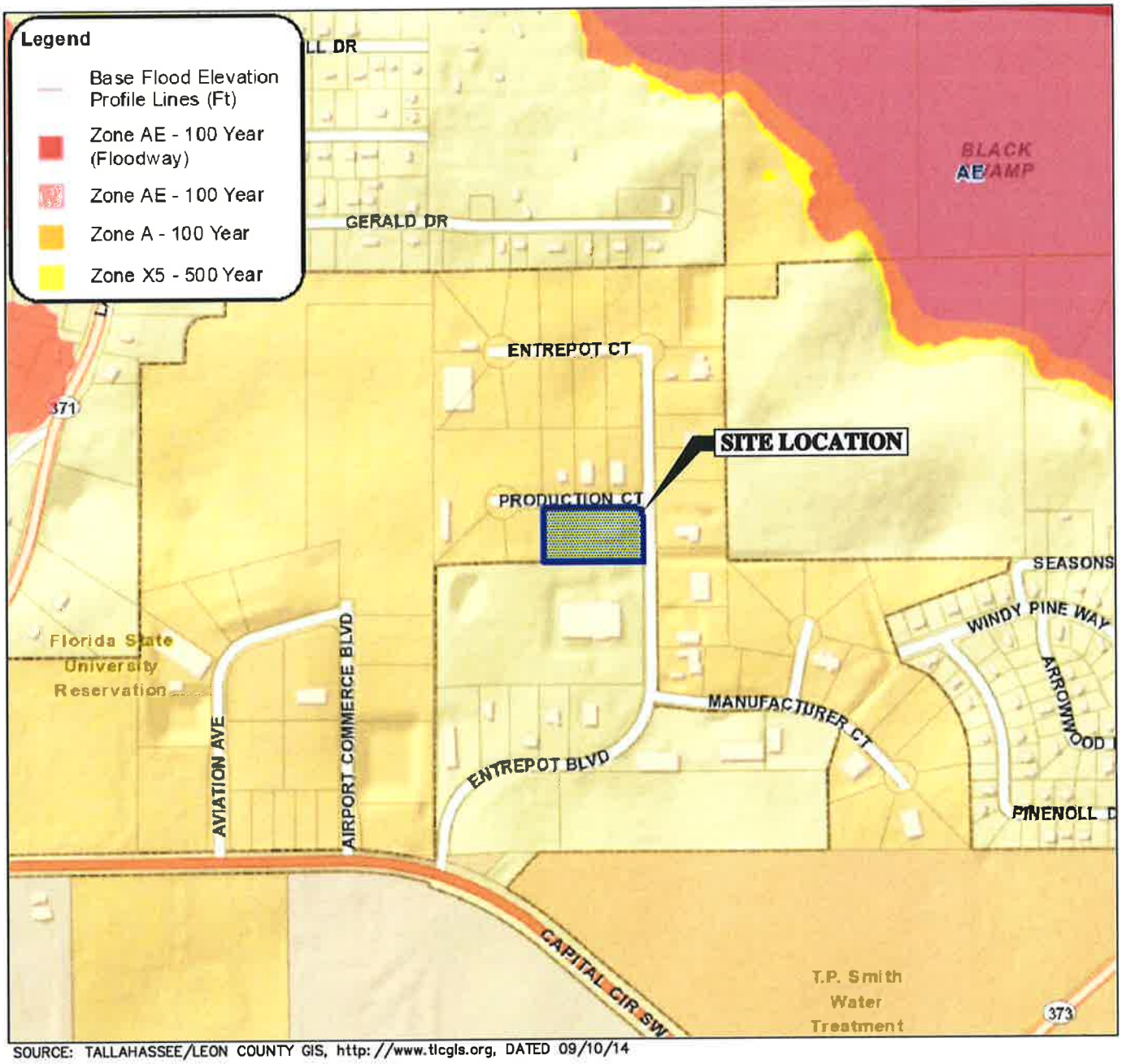

SOURCE: TALLAHASSEE/LEON COUNTY GIS, http://www.tlcgis.org, DATED 09/10/14

N

0 700
APPROXIMATE SCALE (FEET)

PROJECTS\0479208 SAFKLN\CAD Files\TALLAHASSEE\2019\FIGURE 2.2-2 YMG REV 08/19/19

ERM

FIGURE 2.2-3
SURROUNDING LAND USES
SAFETY-KLEEN SYSTEMS, INC.
TALLAHASSEE, FLORIDA

REVISION 0 - 09/16/19

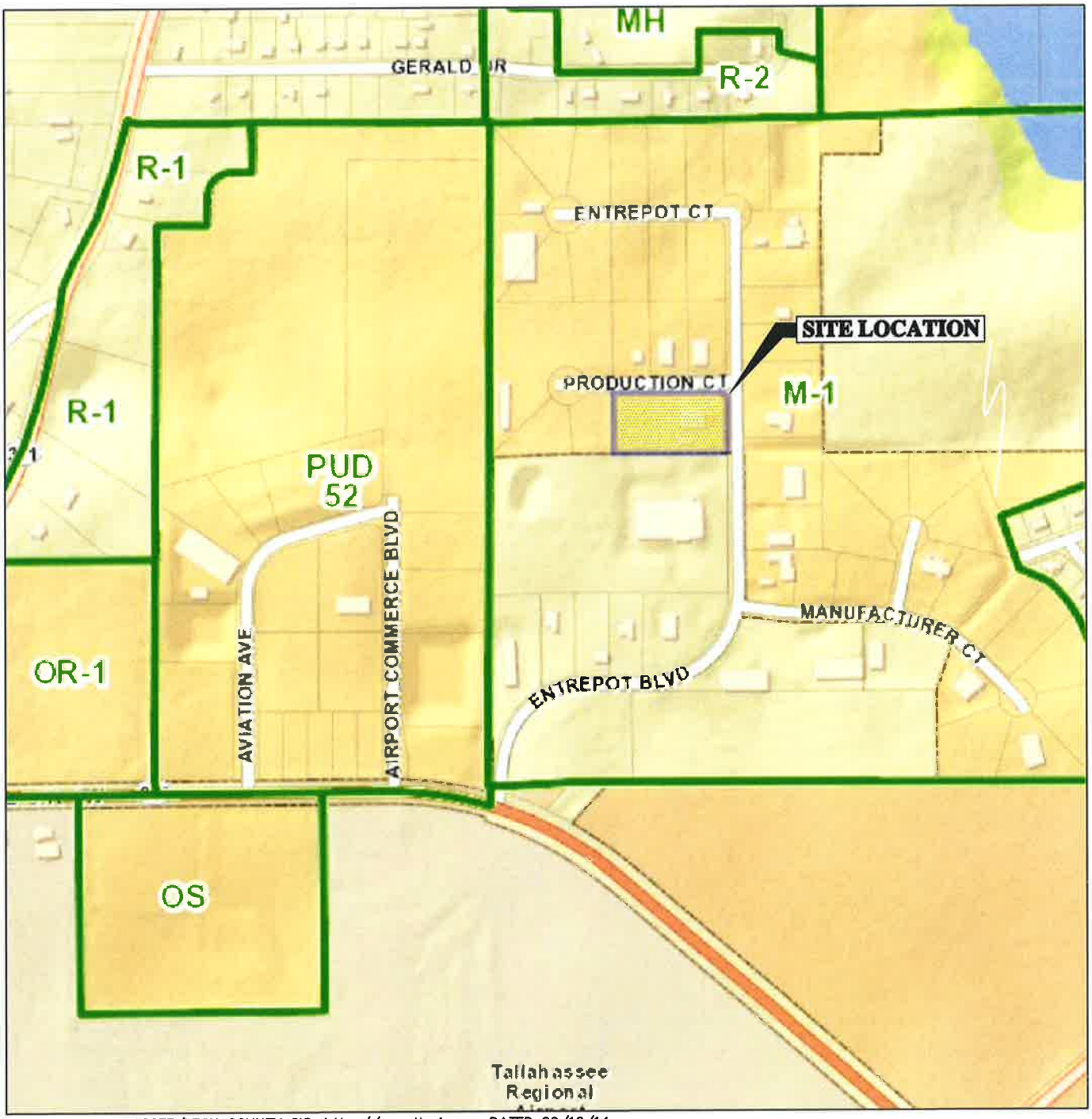

SOURCE: TALLAHASSEE/LEON COUNTY GIS, http://www.tlcgis.org, DATED 09/10/14

LEGEND

	ZONING DISTRICT BOUNDARY
M-1	LIGHT INDUSTRIAL
MH	MANUFACTURED HOME PARK
OR-1	OFFICE RESIDENTIAL, LOW DENSITY
OS	OPEN SPACE
PUD	PLANNED UNIT DEVELOPMENT
R-1/R-2	SINGLE FAMILY DETACHED HOUSES

N

0 600

APPROXIMATE SCALE (FEET)

PROJECTS\0479208 SAFKLN\CAD Files\TALLAHASSEE\2019\FIGURE 2.2-3 YMG REV 08/19/19

ERM

FIGURE 2.2-4

LEGAL BOUNDARY AND SURFACE WATER FLOW

SAFETY-KLEEN SYSTEMS, INC.

TALLAHASSEE, FLORIDA

REVISION 0 - 09/16/19

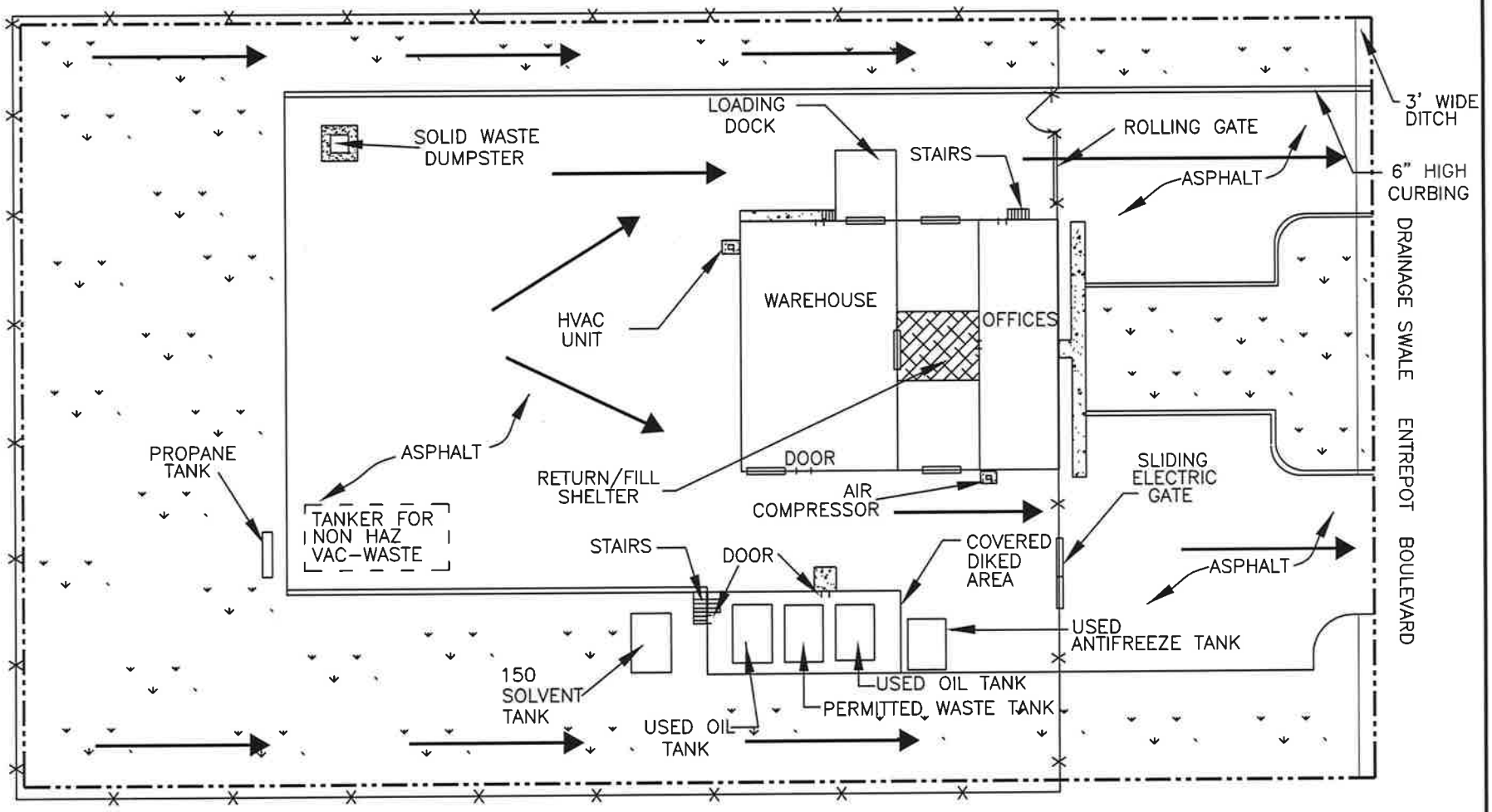

LEGEND

FENCE

PROPERTY BOUNDARY

CONCRETE

GRATING

VEGETATION

SURFACE WATER FLOW

N

0 50

APPROXIMATE SCALE (FEET)

ERM

PROJECTS\0479208 SAFKLN\CAD Files\TALLAHASSEE\2019\FIGURE 2.2-4.DWG YMG REV 09/10/19

FIGURE 2.2-5

LOCATION OF HAZARDOUS WASTE MANAGEMENT AREAS

SAFETY-KLEEN SYSTEMS, INC.

TALLAHASSEE, FLORIDA

REVISION 0 - 09/16/19

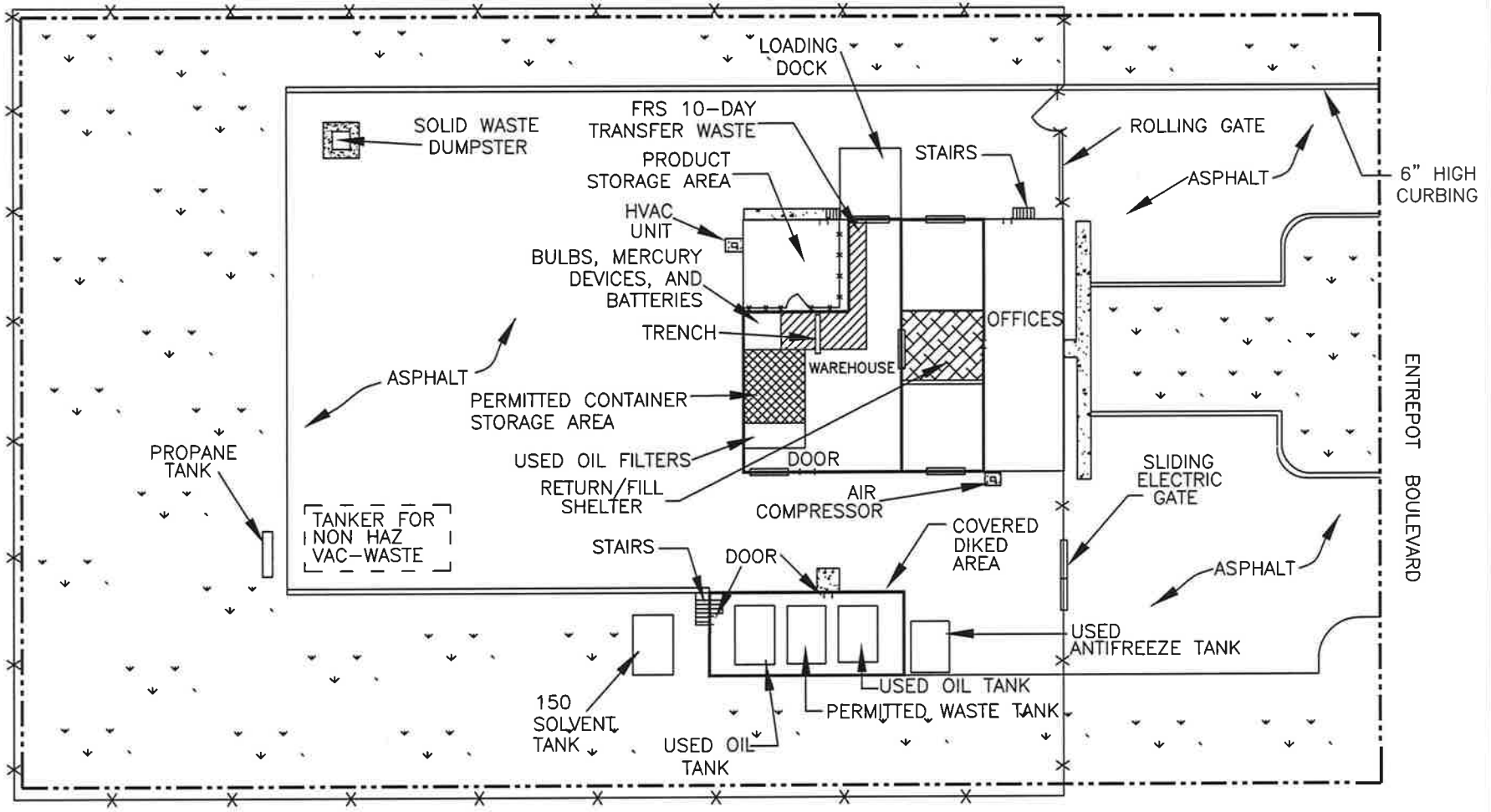

LEGEND

FENCE

PROPERTY BOUNDARY

HAZARDOUS WASTE MANAGEMENT AREA

CONCRETE

GRATING

VEGETATION

ROLL UP DOOR

N

0 50

APPROXIMATE SCALE (FEET)

ERM

PROJECTS\0479208 SAFKLN\CAD Files\TALLAHASSEE\2019\FIGURE 2.2-5.DWG YMG REV 09/12/19

REVISION 0 – 09/16/19

FIGURE 2.2-6
WIND ROSE
SAFETY-KLEEN SYSTEMS, INC.
TALLAHASSEE, FLORIDA

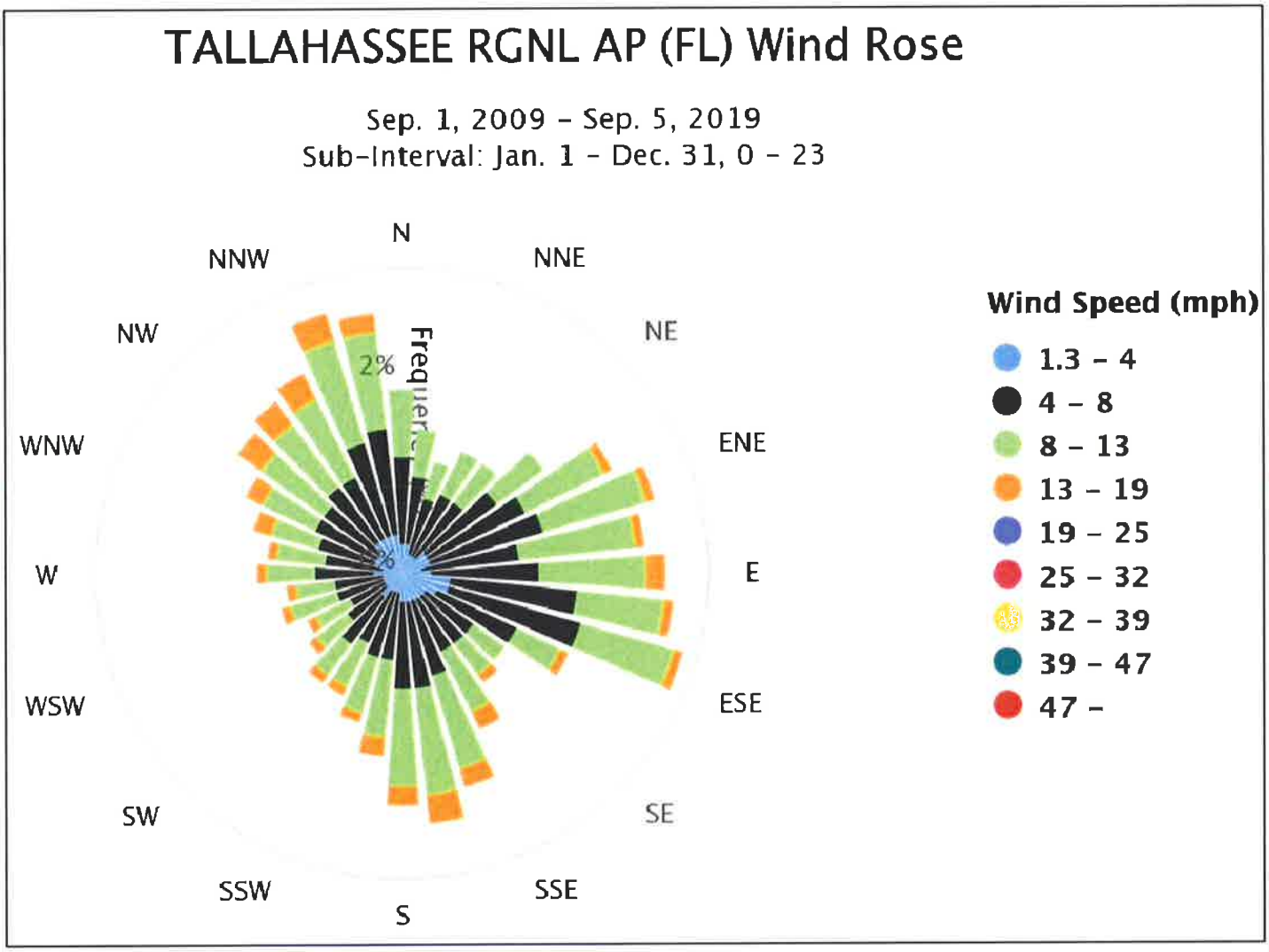

LEGEND

Midwestern Regional Climate Center cli-MATE: MRCC Application Tools Environment
Generated at: 9/5/2019 6:32:31 PM CDT

ERM.

SKI Tallahassee Branch Well Search Map

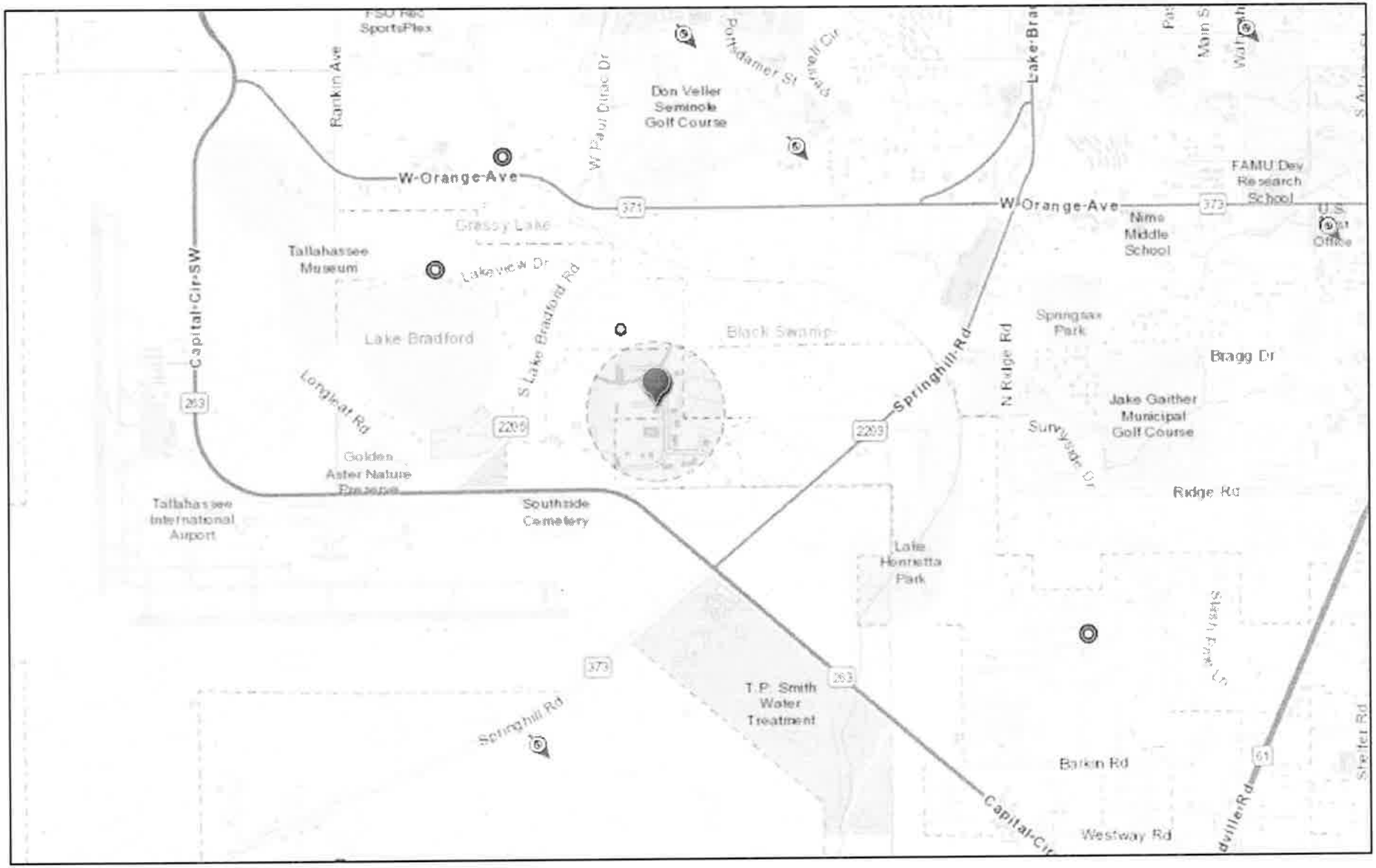

September 10, 2019

1:36,112

0 0.28 0.55 1.1 mi

0 0.42 0.85 1.7 km

Source Water Assessment and Protection Program (SWAPP) Areas

Ground Water Contamination Areas

Public Water Supply (PWS) Wells (Non-Federal)

HRS Private Wells from WMS

FDEP, DEAR, WMS, Sources: Esri, HERE, Garmin, Intermap, increment P Corp., GEBCO, USGS, FAO, NPS, NRCAN, GeoBase, IGN, Kadaster NL,

Map created by Map Direct, powered by ESRI.

of Environmental Protection makes no warranty,expressed or implied,or assumes any legal liability or responsibility for the accuracy,completeness,or usefulness of any information,apparatus,product,or process disclosed,or represents that its use would not infringe privately owned rights.

Florida Department of Environmental Protection

Map Direct AIR (Area of Interest Report)
SKI Tallahassee Well Search Map

Point of Interest: 30°24'7.1991" x -84°19'30.7701" 30.401999751542472 x -84.32521390674588 Search Radius: 0.25 miles Report Created on Tue Sep 10 2019 at 23:17:56	Township/Range/Section: 1S1W15 Tallahassee, Leon County 32310 FDEP Regulatory District: Northwest District Water Management District: NWFWMD FL House District 8 :: FL Senate District 3 US Congressional District 5 HUC Basin Area: Apalachee Bay-St. Marks Waterbody ID: 807D State Land DM ID:



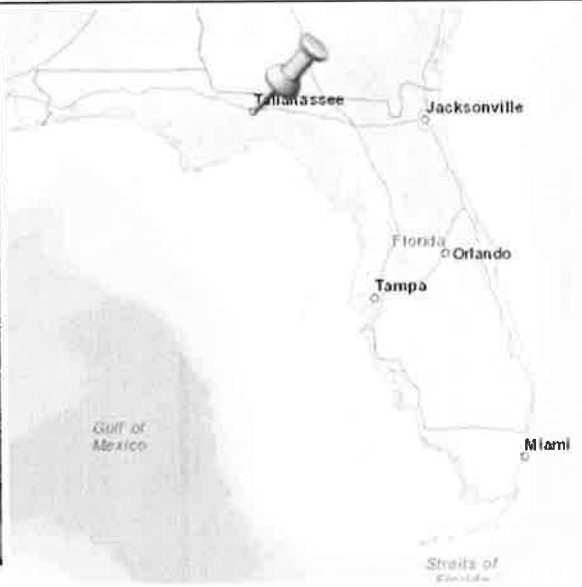

Search Result Summary

Features Found	*Data Layer*	*Metadata*	*Spreadsheet*
0	Underground Injection Control (UIC) Class V Non-ASR Wells	Layer Information	--
0	Underground Injection Control (UIC) Class V ASR Wells	Layer Information	--
0	Underground Injection Control (UIC) Class I Wells	Layer Information	--
0	Private Wells from Generalized Well Information System (GWIS)	Layer Information	--
0	Public Water Supply (PWS) Wells (Non-Federal)		--

		Layer Information	
0	Ground Water Contamination Areas	Layer Information	--
1	Source Water Assessment and Protection Program (SWAPP) Ground Water Areas (Non Federal)	Layer Information	Download as Spreadsheet

Search Result Details

Source Water Assessment and Protection Program (SWAPP) Ground Water Areas (Non Federal): 1 Found.

#1 of 1 from Source Water Assessment and Protection Program (SWAPP) Ground Water Areas (Non Federal)

PWS ID	1370791
WELL ID	863
AQUIFER	Floridan Aquifer
OBJECTID	604
SHAPE.AREA	291736.588438
SHAPE.LEN	1914.906657

No Results Found:
Ground Water Contamination Areas
Private Wells from Generalized Well Information System (GWIS)
Public Water Supply (PWS) Wells (Non-Federal)
Underground Injection Control (UIC) Class I Wells
Underground Injection Control (UIC) Class V ASR Wells
Underground Injection Control (UIC) Class V Non-ASR Wells

*** END OF REPORT ***

Part I

D. Operating Information

2. DESCRIPTION OF FACILITY OPERATION

Description of the Business

Safety-Kleen Systems, Inc. of Richardson, Texas is an international service oriented company whose customers are primarily engaged in automotive repair and industrial maintenance. Since 1968, Safety-Kleen has been offering a leasing service for petroleum-based hydrocarbon solvents and small parts washing equipment.

Safety-Kleen's solvent cycle is essentially a closed loop, moving from the Branch to the customer, from the customer to the Branch, from the Branch to the recycle facility, and then from the recycle center back to the Branch for redistribution to customers. This closed loop supplies Safety-Kleen with most of its solvent requirements (nearly two-thirds of the clean solvent delivered to the field has been previously used by its customers). Ownership of the solvent remains with Safety-Kleen. Solvent containers (product and waste) are transported in specially-equipped, enclosed route trucks. Five aboveground tanks are maintained at the Safety-Kleen Tallahassee facility. These tanks are used for storage of: one-waste solvent, and one-product 150 Premium Solvent, two-Used Oil, and one-Used Antifreeze.

The Safety-Kleen parts washing equipment, together with the solvents are leased to customers; the leasing charge includes regularly scheduled solvent changes and machine maintenance. The business is conducted from local Branches (sales branches) located in 45 states. The Branches warehouse the products and equipment required to service the customers in their sales area. On a contractual basis, service representatives furnish clean solvent to the customers, pick up the used solvent, and ensure that the leased equipment is in good working order. In 1979, Safety-Kleen expanded their scope of operations to make their solvent leasing service available to owners of parts cleaning equipment, regardless of manufacturer, using Safety-Kleen's solvents.

Basically, Safety-Kleen handles two types of parts washers. The original service offered by the company in 1968 was the parts cleaner service and it remains the primary business activity. This service involves the leasing of a small parts degreasing unit which consists of a sink affixed to a container of parts washer solvent. On a regularly scheduled basis, a Safety-Kleen sales representative cleans and inspects the parts washer machine and replaces the container of used solvent with one of clean product. Safety-Kleen has also established a parts cleaner service for users who own their own machines. This service provides a solvent reclamation service to these customers regardless of machine model. All clean parts washer solvents are delivered to customers in containers. All spent parts washer solvents are transported from the customer to the Branch in containers.

Upon return of the spent solvent to the branch, the material is transferred from the containers to a wet dumpster. Most of the 150 solvent used by customers will be utilized by the Branch for the washing of used containers. After drums have been washed, the spent solvent is pumped into the waste solvent storage tank. Cleaned containers are filled with product solvent in preparation for the next day's services. Periodically, a tanker truck is dispatched from one of the Safety-Kleen TSDF's to deliver a load of clean solvent and collect the spent solvent at the Branch. Containers of clean solvent may be stored at the return/fill station or in the permitted storage areas. Containers of waste solvent may be stored in the permitted storage area.

A second type of parts washer, the immersion cleaner, is available for the removal of varnish and gum from such things as carburetors and transmissions. This machine consists of an immersible basket with an agitator affixed to a container of the immersion cleaner. The spent solvent remains in the container after delivery to the Branch, where it may be stored in a transfer or permitted storage area of the warehouse. Periodically, a tanker trailer truck is dispatched from a Safety-Kleen recycle TSDF to deliver fresh solvent and collect the containers of spent solvent for reclamation. Warehouse space is dedicated for the storage of clean immersion cleaner. The immersion cleaner remains in the original covered containers during transfer between the Branch and a Safety-Kleen/Clean Harbors TSDF.

Safety-Kleen provides a dry cleaning waste reclamation service where containers of dry cleaning wastes are collected and stored temporarily at the Branch before shipment to the TSDF centers for reclamation and processing. All dry cleaning wastes remain in their original containers while at the Tallahassee facility.

Safety-Kleen also provides a paint waste reclamation service. Wastes containing various thinners and paints are collected in containers and stored temporarily at the Branch before shipment to the TSDF centers for reclamation and processing. Paint wastes are managed as permitted wastes, and 10-day transfer wastes. All paint wastes remain in their original containers while at the Tallahassee facility.

Fluid Recovery Services (FRS) is a program managed by the Safety-Kleen Branch. Under this program, other types of waste are collected by the Branch and sent out to the TSDF centers. The FRS wastes are managed as transfer wastes. Examples of the types of wastes that may be received from FRS customers include:

- Spent hydrocarbon distillates, such as waste fuel, oil, petroleum, naptha, etc.
- Lubricating oils, hydraulic oils, synthetic oils, and machine oils.
- Industrial halogenated solvents such as 1,1,1-trichloroethane, tetrachloroethylene, Freon, and trichloroethane.
- Photographic and x-ray related wastes.
- Paint and lacquer thinners.
- Other hazardous and non-hazardous halogenated and non-halogenated wastes.

Note: All waste containers are unloaded within 72 hrs. of arrival at the facility and all waste containers are shipped outbound within 72 hrs. of being loaded for shipment.

10-Day Transfer Storage Area (FRS)

The 10-day transfer area is located in the northeastern portion of the main warehouse as depicted in figure 8.1-1. Signage clearly marks this area. All hazardous waste containers located in the 10-day transfer area are manifested and in transit to other permitted facilities. Safety-Kleen Tallahassee is not the designated facility for wastes located in the 10-day transfer area.

In 1990 Safety-Kleen began offering a service for the collection of spent antifreeze (ethylene glycol) from automobile service stations. This service is offered in conjunction with Safety-Kleen's used oil collection service. All used antifreeze collected and managed by Safety-Kleen within Florida is recycled. The trucks used to collect and transport waste ethylene glycol are the same trucks used for collection and transport of used oil. The trucks have more than one compartment so the antifreeze is picked up and stored in a separate compartment until off-load at the branch. At the customer locations, Safety-Kleen pumps used ethylene glycol and transports the material to the Branch for off-loading into a tank for storage. The ethylene glycol is held until shipment to be reprocessed into a pure product. This procedure is in accordance with FDEP's *Best Management Practices for Managing Used Antifreeze at Vehicle Repair Facilities,* dated May 22, 2012. In addition, Safety-Kleen sells its' own Khameleon private label antifreeze in 55-gallons containers. Customers will then place used antifreeze in these containers to be shipped back to the branch. This material is shipped to SK distribution centers, and then shipped to 3rd party recyclers.

Safety-Kleen offers a service for the collection of bulk used oil, commonly referred to as Safety-Kleen Oil Services (SKOS). Straight tanker trucks are used to collect and transport bulk used oil. After collection, the used oil is transported to the branch for storage. The Branch is registered as a used oil transfer facility, and may store used oil for more than 24 hours and less than 35 days. The used oil is then transported to the Safety-Kleen Ocala, FL facility. Used oil is subject to specific acceptance criteria prior to collection, and divided into three (3) groups.

Group 1 used oils are derived from automotive sources (auto maintenance, auto retail, dealerships, fleet rental & leasing, quick lubes, marine transportation, mechanical & equipment service, taxi/bus/other local transportation, airlines, railroads, trucking & transportation companies, utilities – natural gas & propane distribution, telecommunications/cable, and water/sewer, etc.). Prior to collection, used oil at these Sites is field tested using a TIF Halogen Leak Detector. Used oil failing the TIF test for SQG/LQG generators will then be tested using the Dexsil Clor-D-Tect kit. Used oil passing this test may be collected, and used oil failing this test may not be collected. It

may be collected at a later date, provided a sample of the used oil has passed the rebuttable presumption for used oil using an analytical method from SW-846.

Group 2 used oils are derived from non-automotive sources and may be acceptable if they receive approval from the Central Profile Group (CPG). Examples of group 2 oil sources are: (utility – electrical distribution/power generation, agricultural production, chemical manufacturing/distribution, electrical equipment & computer manufacturers, exploration – drilling/seismic, fabricated metal products, manufacturers – furniture/millwork/cabinets, fixtures/machine (including medical)/miscellaneous, mining/minerals, primary metal manufacturing, natural gas pipeline/processing, manufacturers – plastic/rubber/glass, oil & gas producers, oilsands mines/SAGD facilities, food & kindred products, manufacturers – asphalt/paper products & packaging materials/shoe/leather/textiles & apparel, printing, lumber/wood products, lumber mills, pulp & paper mills, biotechnology, pharmaceutical, refineries, ship builders, steel mills, asphalt terminal, liquid/petroleum, pipeline, liquid/petroleum terminal, manufacturers – transportation equipment, etc.) Group 2 used oils require a pre-qualification sample to be taken and submitted for analysis (Flash point, PCB's, Halogens, Silicone, and VOC's). Pre-qualification results must be approved prior to initial collection. If the generating process changes, or if no oil is picked up for over one year, a pre-qualification sample must be submitted for approval again. Field testing procedures are the same as the above group 1.

Group 3 are any oils not falling into the Group 1/2 categories, and will not be accepted into the SKOS program. Examples of Group 3 oils are, but not limited to: (electrical insulating oil/transformer oil, gasoline, form release oil, rust preventatives, silicone heat transfer fluid, hydraulic oil dye, diesel fuel treatment, motor flushes, penetrating oil, kerosene, cooking oil, crude oil, distillate fuels, animal fats, TSCA regulated oils, urethane coating, etc.)

In 1996, the Branch became registered in Florida as a transporter and storage facility for mercury-containing lamps and devices destined for recycling. This registration includes a commitment to comply with the regulations of Florida Administrative Code (FAC) 62-737.400. As a registered small quantity handler of universal waste lamps/mercury devices, the Branch can only store up to 2,000 Kg of lamps or 100 Kg of mercury-containing devices at any one time. Safety-Kleen provides customers with empty four-foot and eight-foot boxes which hold up to 39 lamps. Boxes containing lamps are picked up from customers and are handled at the Branch as non-hazardous transfer wastes. The boxes are stored at the Branch in a designated area and are labeled in accordance with FAC 62-737.400(5)(b), and partially isolated from other transfer wastes to avoid potential for accidental breakage. The boxes are periodically shipped to a permitted mercury recovery or reclamation facility. Prior to shipment out of the Branch, the boxes are placed on pallets and shrink-wrapped with plastic. Safety-Kleen handles all types of batteries with the exception of lithium batteries. All applicable batteries, per 40 CFR Part 273.2 & 273.9, are managed in accordance with the Standards For Universal Waste Management found in 40 CFR Part 273. Batteries not meeting these standards may be managed as 10-day transfer hazardous waste.

Containers of hazardous waste are picked up at customer locations and transported back to the Branch in route trucks. Each route truck is equipped with a hand-truck and electric lift gate for movement of containers. Upon arrival at the Branch, containers are placed on pallets and moved by way of forklift to the appropriate areas. Containers of used parts washer solvent are unloaded at the return/fill area and are dumped by hand into the wet dumpster for transfer via piping to the hazardous waste used solvent tank. Forklifts are used for loading containerized hazardous waste containers onto trucks for transport to Safety-Kleen/Clean Harbors TSDF's.

Safety-Kleen constructed the Tallahassee Branch with the intent that it will be a long-term facility for the distribution of Safety-Kleen products. No on-site disposal activity occurs at the facility and, hence no disposal capacity will be exhausted that will necessitate closure of the facility. Based on current conditions, the Tallahassee facility is expected to remain in operation at least until the year 2035.

PART I D.3 Process – Codes and Design Capacities

Waste Type	Process Design Capacity (Gallons)	Process Code(s)	Estimated Annual Amounts (Tons)	Waste Codes
Spent Parts Washer Solvent	15,000	S01* S02**	384	D001 and D-codes listed in Note below
Branch-Generated Liquids Solids (Debris)	6,912	S01*	4	D001 and D-codes listed in Note below; F002, F003, F005
Dumpster Sediment	6,912	S01*	Included above	D001 and D-codes listed in note below
Tank Bottoms	6,912	S01*	Included above	D001 and D-codes listed in note below
Used Immersion Cleaner (IC 699)	6,912	S01*	6	D-codes listed in note below
Dry Cleaning Waste (Perchloroethylene)	6,912	S01*	5	F002 and D-codes listed in note below
Dry Cleaning Waste (Non-perchloroethylene)	6,912	S01*	Included above	D-codes listed in note below
Paint Wastes	6,912	S01*	18	D001, F003, F005 and D-codes listed in note below
Retain Samples From Used Oil Operations	6,912	S01 *	2	D008, D018, D039, D040
Spent Aerosol Cans	6,912	S01 *	< 1	D001, D035
Fluid Recovery Service (FRS)	8,800	S01***	100	Transfer wastes-waste codes assigned by generator
Aqueous Brake Cleaner	8,800	S01***	8	Transfer waste – none, unless assigned by generator
Mercury-Containing Lamps/Devices	N/A	N/A***	Less than 2.2	N/A-handled as non-hazardous transfer wastes

NOTES:
D-Codes: D004, D005, D006, D007, D008, D009, D010, D011, D018, D019, D021, D022, D023, D024, D025, D026, D027, D028, D029, D030, D032, D033, D034, D035, D036, D037, D038, D039, D040, D041, D042, D043

* This waste will be stored in containers in the permitted container storage area, or may be received as 10-day transfer waste and stored as such. The maximum capacity in the container storage area for hazardous waste is 6,912 gallons.

** The spent parts washer solvent storage tank has a capacity of 15,000 gallons and may be filled up to 14,250 gallons.

*** This waste will be held for transfer in containers in the transfer area and designated mercury bulb storage area.

APPLICATION FOR A HAZARDOUS WASTE FACILITY PERMIT
CERTIFICATION
TO BE COMPLETED BY ALL APPLICANTS

Signature and Certification

Facility Name Safety-Kleen Systems, Inc.

EPA/DEP I.D. No. FLD 982 133 159

The following certifications must be included with the submittal of an application for a hazardous waste authorization. The certifications must be signed by the owner of a sole proprietorship; or by a general partner of a partnership; or by a principal executive officer of at least the level of vice president of a corporation or business association, or by a duly authorized representative of that person. If the same person is a facility operator, facility owner, and real property owner, that person can cross out and initial the signature blocks under "1. Facility Operator" and "2. Facility Owner," and add the words "Facility Owner and Operator" at the line "Signature of the Land Owner or Authorized Representative."

1. Facility Operator

I certify under penalty of law that this document and all attachments were prepared under my direction or supervision in accordance with a system designed to assure that qualified personnel properly gathered and evaluated the information submitted. Based on my inquiry of the person or persons who manage the system, or those persons directly responsible for gathering the information, the information submitted is, to the best of my knowledge and belief, true, accurate, and complete. I am aware that there are significant penalties for submitting false information, including the possibility of fine and imprisonment for knowing violations. Further, I agree to comply with the provisions of Chapter 403, Florida Statutes, and all rules of the Department of Environmental Protection. It is understood that the permit is only transferable in accordance with Chapter 62-730, Florida Administrative Code (F.A.C.), and, if granted a permit, the Department of Environmental Protection will be notified prior to the sale or legal transfer of the permitted facility.

Maggie Tenant Digitally signed by Maggie Tenant Date: 2019.09.10 11:07:26 -04'00'

Signature of the Operator or Authorized Representative*

Maggie Tenant VP Environmental Compliance

Name and Title (Please type or print)

Date 09/10/2019 E-mail address maggie.tenant@safety-kleen.com

Telephone (734) 516-0291

- **Attach a letter of authorization**

2. Facility Owner

This is to certify that I understand this application is submitted for the purpose of obtaining a permit to construct, operate, or conduct remedial activities at a hazardous waste management facility on the property as described. As owner of the facility, I understand fully that the facility operator and I are jointly responsible for compliance with the provisions of Chapter 403, Florida Statutes, and all rules of the Department of Environmental Protection.

Maggie Tenant Digitally signed by Maggie Tenant Date: 2019.09.10 11:07:59 -04'00'

Signature of the Facility Owner or Authorized Representative*

Maggie Tenant VP Environmental Compliance

Name and Title (Please type or print)

Date 09/10/2019 E-mail address maggie.tenant@safety-klee

Telephone (734) 516-0291

*** Attach a letter of authorization**

3. Land Owner

This is to certify that I, as land owner, understand that this application is submitted for the purpose of obtaining a permit for the construction, operation or postclosure of a hazardous waste management facility on the property as described. For hazardous waste facilities that close with waste in place, I further understand that I am responsible for providing the notice in the deed to the property required by 40 CFR 264.119 and 265.119, as adopted by reference in Chapter 62-730, F.A.C.

Maggie Tenant Digitally signed by Maggie Tenant Date: 2019.09.10 11:08:47 -04'00'

Signature of the Land Owner or Authorized Representative*

Maggie Tenant VP Environmental Compliance

Name and Title (Please type or print)

Date 09/10/2019 E-mail address maggie.tenant@safety-klee

Telephone (734) 516-0291

*** Attach a letter of authorization**

SAFETY-KLEEN SYSTEMS, INC.

Consent Resolution of the Directors

June 18, 2014

The undersigned, being all of the Directors of Safety-Kleen Systems, Inc., a Wisconsin corporation (the "Company"), hereby consent to and adopt the following resolutions effective as of the above date.

Resolved: That each individual with the title of President, Senior Vice President, Vice President, Director, Manager or Member of the Company, or any of its subsidiaries, shall have the power and authority to sign, certify, and deliver on behalf of the Company or any subsidiary, any necessary or desirable environmental documents, including, without limitation, any permit applications or amendments and any environmental reports in any way related to the operations of the Company or its subsidiaries. In addition to the foregoing, to the extent that the Company operates any facility with more than 250 people or having gross annual sales or expenditures in excess of the $25,000,000, the General Manager of such facility shall have all of the foregoing authority with respect to the operations of any such facility.

Resolved: That the President, and any Senior Vice President, Vice President or Secretary or Assistant Secretary of the Company may designate an employee of an affiliated company to sign and certify, on behalf of the Company or any subsidiary, any necessary or desirable environmental documents, including, without limitation, any permit applications, transportation related documents and environmental reports in any way related to the operations of the Company or one of its subsidiaries.

Resolved: That the Secretary or any Assistant Secretary of the Company is hereby authorized on behalf of the Company to certify as to who are the officers of the Company and to the due authority of any officer or other person executing any of the foregoing documents or any other documents on behalf of the Company, and any governmental official or other third party shall be entitled to fully rely on any such certification.

WITNESS the execution hereof under seal as of the date first above written.

Eric Gerstenberg, Director

James M. Rutledge, Director

4. Professional Engineer Registered in Florida

Complete this certification when required to do so by Chapter 471, F.S., or when not exempted by Rule 62-730.220(7), F.A.C.

This is to certify that the engineering features of this hazardous waste management facility have been designed or examined by me and found to conform to engineering principles applicable to such facilities. In my professional judgment, this facility, when properly constructed, maintained and operated, or closed, will comply with all applicable statutes of the State of Florida and rules of the Department of Environmental Protection.

Safety-Kleen Systems, Inc. – Tallahassee Branch Renewal Application

RW Fox

Signature

Robert W. Fox

Name (please type)

Florida Registration Number **40980**

Mailing Address **10210 Highland Manor Drive, Suite 140**
street or P.O. Box

Tampa **FL** **33610**
city state zip

Date **September 11, 2019** **E-mail address bob.fox@erm.com**

Telephone **(813) 357-3888**

RW Fox
9/11/19

Part II

A. General

1. ***SITE TOPPOGRAPHY AND SURROUNDING LAND USE***

Figure 2.2-1 is a USGS topographic map showing the facility per 40 CFR Part 270.14(b)(19). Due to the small size of the site, all of the information requested in FDEP's application form cannot be placed on one map. Therefore, additional maps are provided here to present the additional information requested in the application form. Specific information requested in the permit application is provided below.

100-Year Floodplain Area

Based on information available from the Federal Emergency Management Agency (Figure 2.2-2), the facility does not lie within the 100-year, or 500-year flood plain.

Surface Water Bodies Within One-Quarter Mile of the Facility Property Boundary (e.g., Intermittent Streams and Springs)

Lake (Bradford) is located 0.55 miles to the west-northwest of the facility, Munson Slough is located 1.0 mile to the southeast, and Black Swamp is located 0.30 miles to the northeast of the site.

Surrounding Land Uses

Surrounding land uses are shown in Figure 2.2-3.

Legal Boundaries of the Facility

Figure 2.2-4 shows the property boundaries

Drinking Water Wells Listed In Public Records or Otherwise Known to the Applicant Within One-Quarter Mile of the Facility Property Boundary

After reviewing information from FDEP's GIS application Map Direct at http://ca.dep.state.fl.us/mapdirect/?focus=none. It was determined that there are no public or private drinking water wells located within one-quarter mile of the site (Table 2.2-1).

Intake and Discharge Structures Within One Mile

There are no known intake or discharge structures within one mile.

Run-Off Control System

The facility has no formal run-off control system. Surface water run-off flows to the east where it enters the roadway drainage system for Entrepot Boulevard.

Access Control (fences, gates, etc.)

Figure 2.1-1 shows access control features.

Injection and Withdrawal Wells Both On Site and Off Site

There are no injection or withdrawal wells on site. To the best of Safety-Kleen's knowledge, there are no known injection or withdrawal wells within one-quarter mile of the facility.

Buildings and Other Structures

Buildings and other structures are shown in Figure 2.1-1.

Contours Sufficient to Show Surface Water Flow

Figure 2.2-4 shows surface water flow at the facility. The site is nearly flat. The unpaved area on the western side of the site is elevated above the paved area. There is a slope from the west to the east all the way to Entrepot Blvd. Surface water flow is directed toward the drainage swale on the boundary with Entrepot Blvd. as shown in Figure 2.2-4.

Loading and Unloading Areas

Figure 2.1-2 shows loading and unloading areas in relation to the waste management areas.

Hazardous Waste Units

Figure 2.2-5 shows hazardous waste management units.

Wind Rose

A wind rose for Tallahassee, Florida is shown in Figure 2.2-6.

FACILITY LAYOUT AND TRAFFIC PATTERNS

The facility layout is shown in Figure 2.1-1. The non-building areas of the facility are paved with asphalt or concrete as noted on the site plan. Site photographs are provided in Appendix A.

Site traffic patterns are illustrated in Figure 2.1-2. The majority of the vehicular traffic and loading/unloading operation occurs at the loading dock (Area C) and near the return/fill area (Area A),which is paved with asphalt and concrete.. Approximately once per week a tractor trailer delivers containerized product and removes containerized waste for transfer to a Safety-Kleen or Clean Harbors TSDF. This truck backs up to the concrete dock, located on the northern side of the facility in Area C, to load waste containers and unload product for the branch.

Area C is used for the loading/unloading of containerized wastes from local vans and trucks. The trucks dispatched from the recycle center to deliver parts washer solvent and pick up used parts washer solvent will perform these activities in front of the tank farm (Area B) approximately once every 20 days. Truck-to-building transfer of containerized wastes will occur on concrete surfaces within the compound (Areas A and C).

Capital Circle SW is the major access road to the facility. The access road is designed in accordance with engineering criteria appropriate for sustaining the traffic volume and loading for the heavy industrial activities in this area. The vans that travel the routes daily between the service center and Safety-Kleen customers use the two-lane road within the industrial park (Entrepot Blvd.). Traffic from this facility will have a minor impact on local traffic conditions.

REVISION 0 - 09/16/19

FIGURE 2.1-1
FACILITY LAYOUT & ACCESS CONTROL FEATURES
SAFETY-KLEEN SYSTEMS, INC.
TALLAHASSEE, FLORIDA

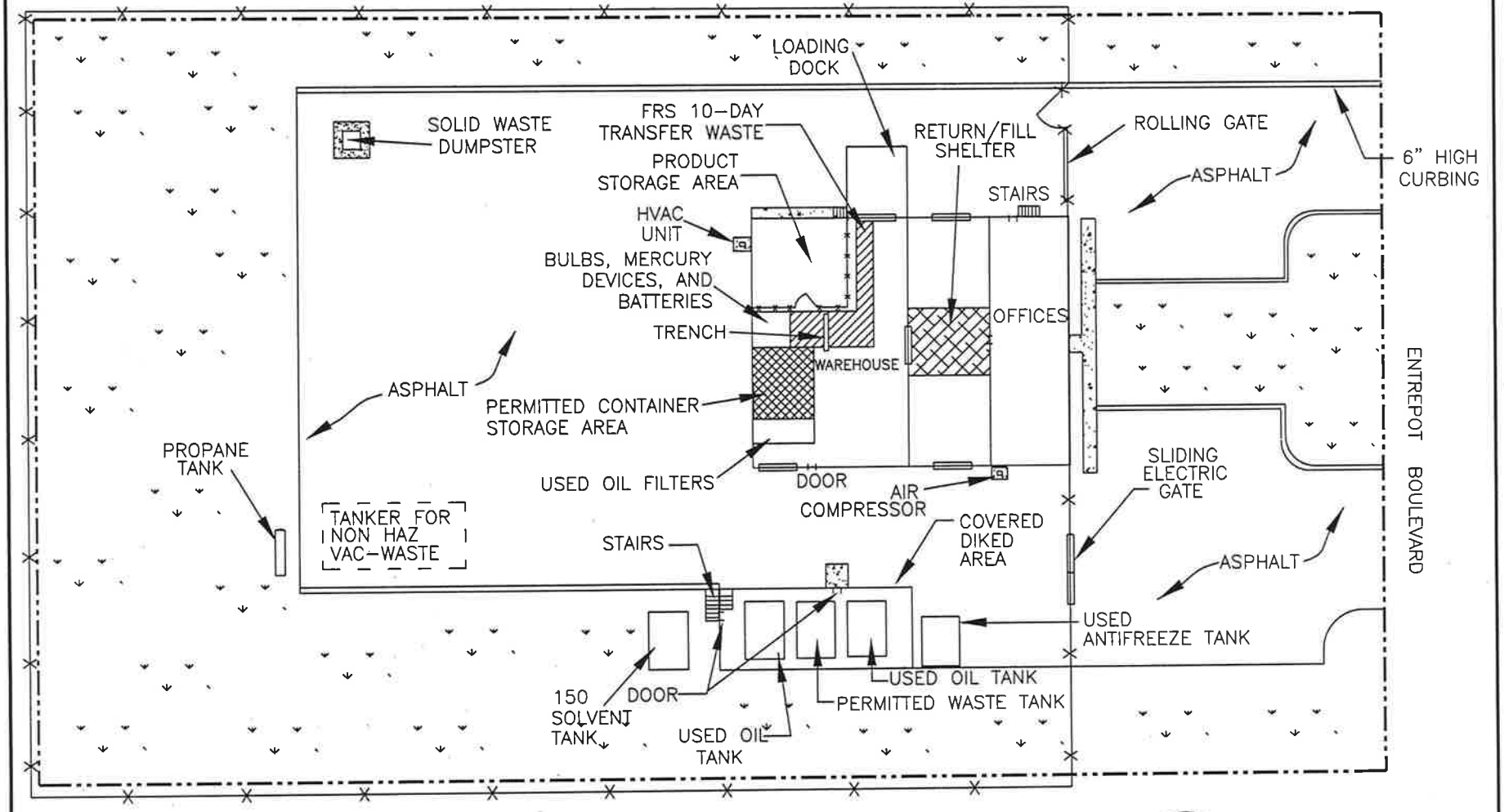

PROJECTS\0479208 SAFKLN\CAD Files\TALLAHASSEE\2019\FIGURE 2.1-1.DWG YMG REV 09/12/19

ERM

REVISION 0 - 09/16/19

FIGURE 2.1-2
TRUCK TRAFFIC PATTERNS AND LOADING/UNLOADING AREAS OF HAZARDOUS WASTE
SAFETY-KLEEN SYSTEMS, INC.
TALLAHASSEE, FLORIDA

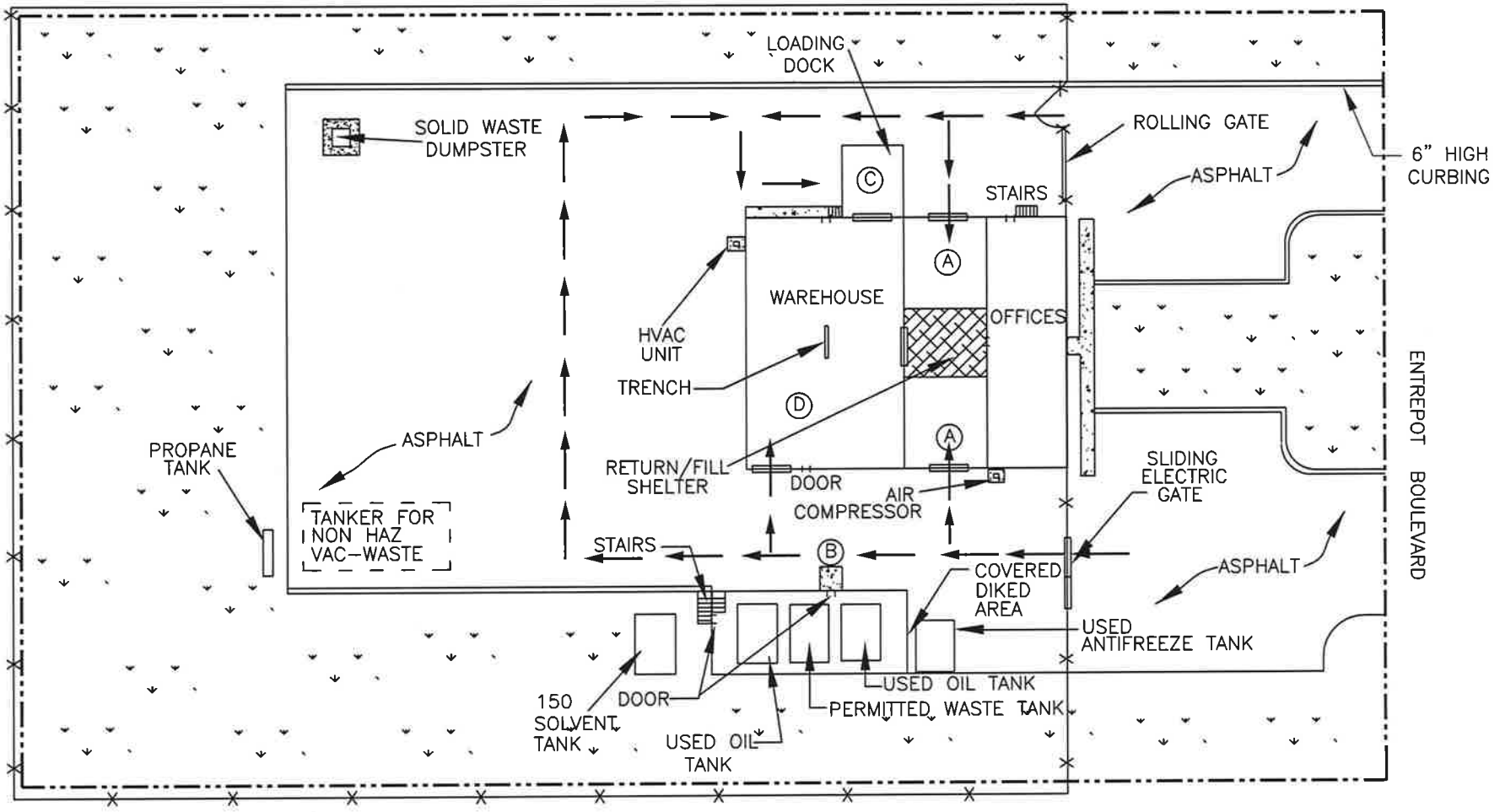

LEGEND

- FENCE
- PROPERTY BOUNDARY
- CONCRETE
- GRATING
- VEGETATION
- ROLL UP DOOR
- TRUCK TRAFFIC PATTERN

(A) LOADING AND UNLOADING OF CONTAINERS WITH SOLVENTS FROM VANS

(B) LOADING AND UNLOADING OF PARTS WASHER SOLVENT AND USED OIL FROM TANKER TRUCKS

(C) LOADING AND UNLOADING OF CONTAINERIZED WASTE AND PRODUCT

(D) LOADING AND UNLOADING OF CONTAINERIZED WASTES FROM LOCAL AREA VANS

N

0 50
APPROXIMATE SCALE (FEET)

PROJECTS\0479208 SAFKLN\CAD Files\TALLAHASSEE\2019\FIGURE 2.1-2.DWG YMG REV 09/10/19

ERM

REVISION 0 – 09/16/19

FIGURE 2.2-1
TOPOGRAPHIC MAP
SAFETY-KLEEN SYSTEMS, INC.
TALLAHASSEE, FLORIDA

TALLAHASSEE QUADRANGLE
FLORIDA–LEON CO.
7.5 MINUTE SERIES (TOPOGRAPHIC)
PHOTOREVISED 1976

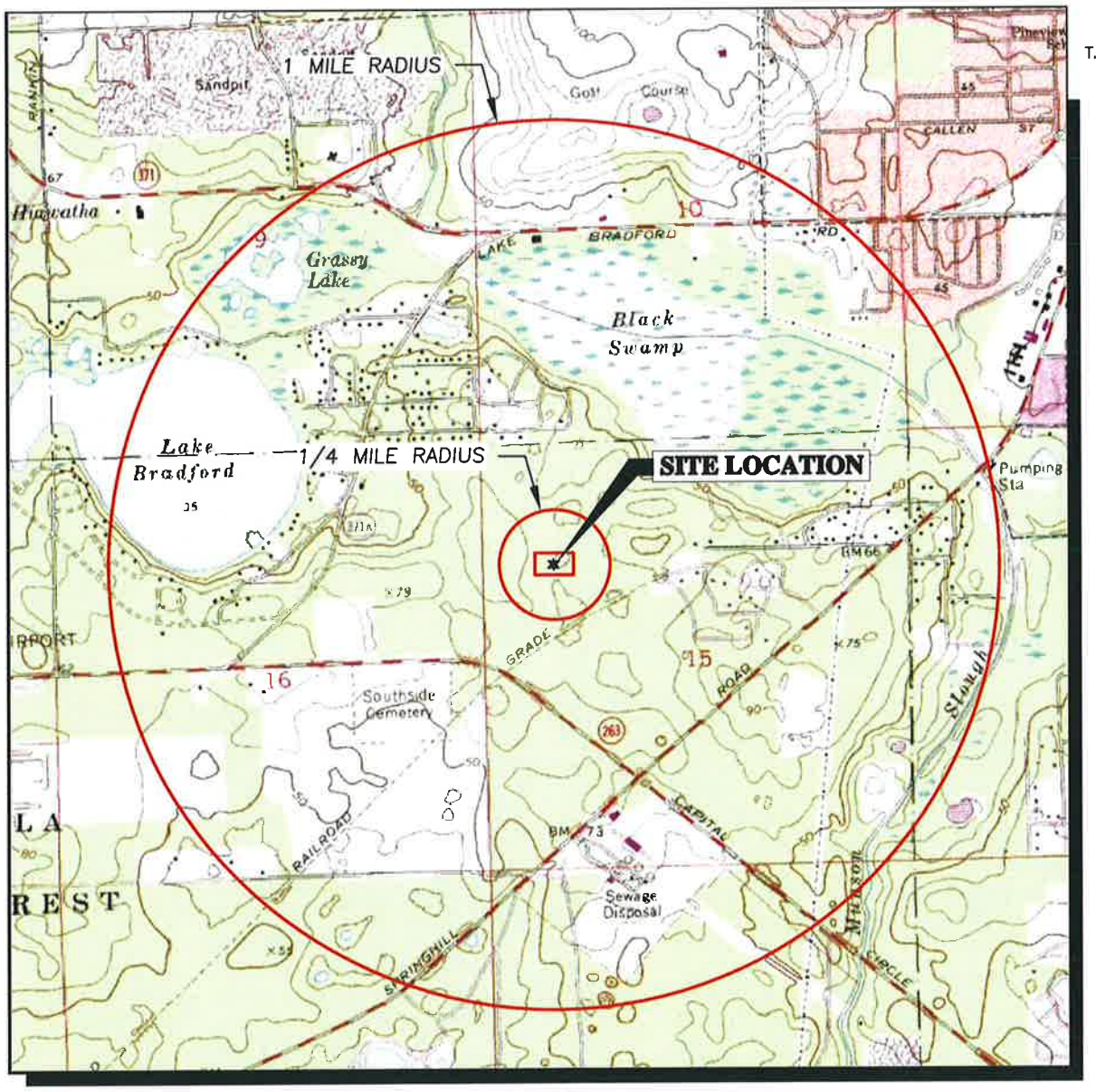

CONTOUR INTERVAL 10 FEET

DOTTED LINES REPRESENT 5–FOOT CONTOURS
NATIONAL GEODETIC VERTICAL DATUM OF 1929

N

0 2000

APPROXIMATE SCALE (FEET)

QUADRANGLE LOCATION

ERM.

PROJECTS\0479208 SAFKLN\CAD Files\TALLAHASSEE\2019\FIGURE 2.2–1.DWG YMG REV 08/19/19

REVISION 0 - 09/16/19

FIGURE 2.2-2
FLOODPLAIN MAP
SAFETY-KLEEN SYSTEMS, INC.
TALLAHASSEE, FLORIDA

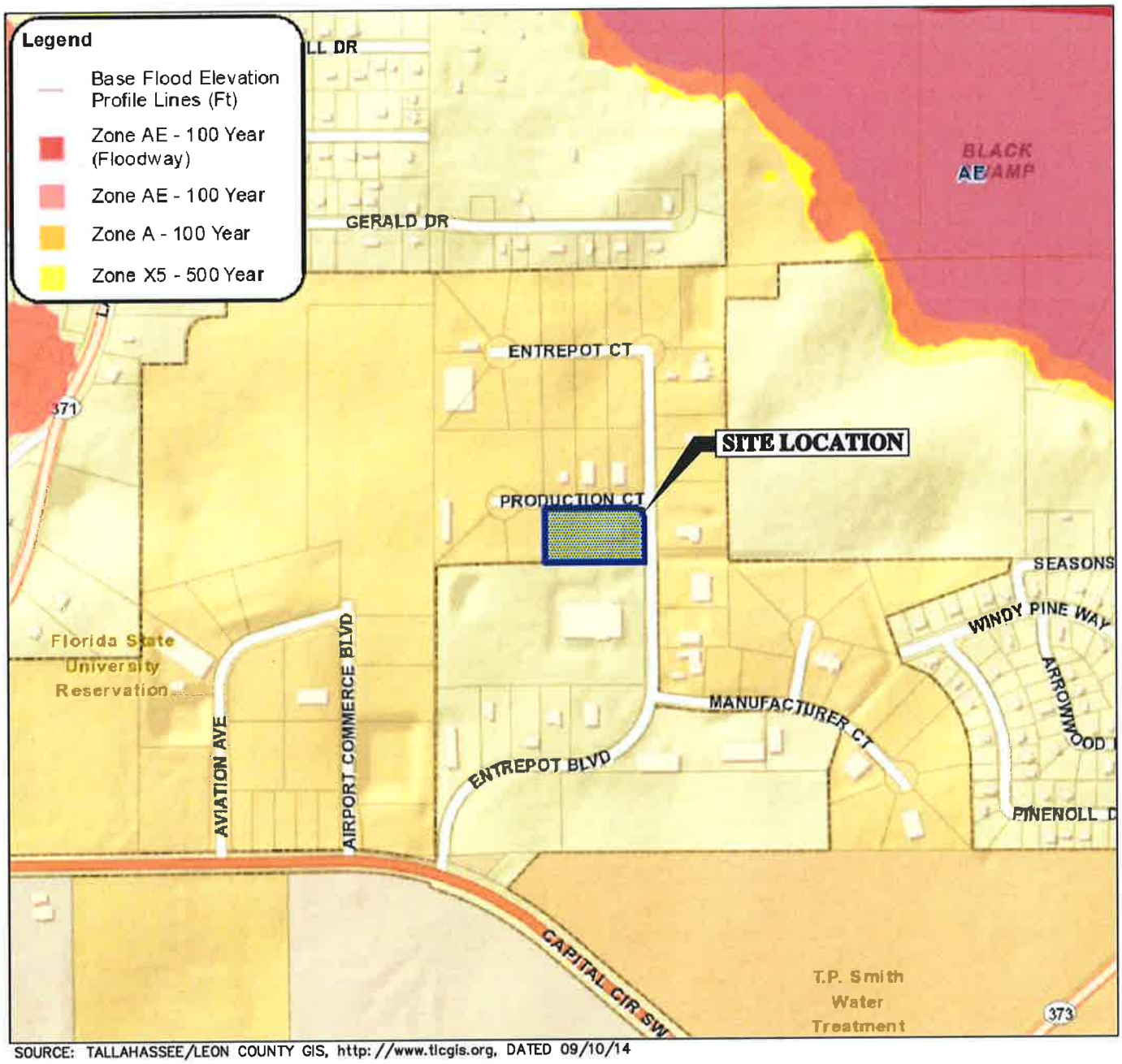

SOURCE: TALLAHASSEE/LEON COUNTY GIS, http://www.tlcgis.org, DATED 09/10/14

N

0 700

APPROXIMATE SCALE (FEET)

ERM

FIGURE 2.2-3
SURROUNDING LAND USES
SAFETY-KLEEN SYSTEMS, INC.
TALLAHASSEE, FLORIDA

REVISION 0 - 09/16/19

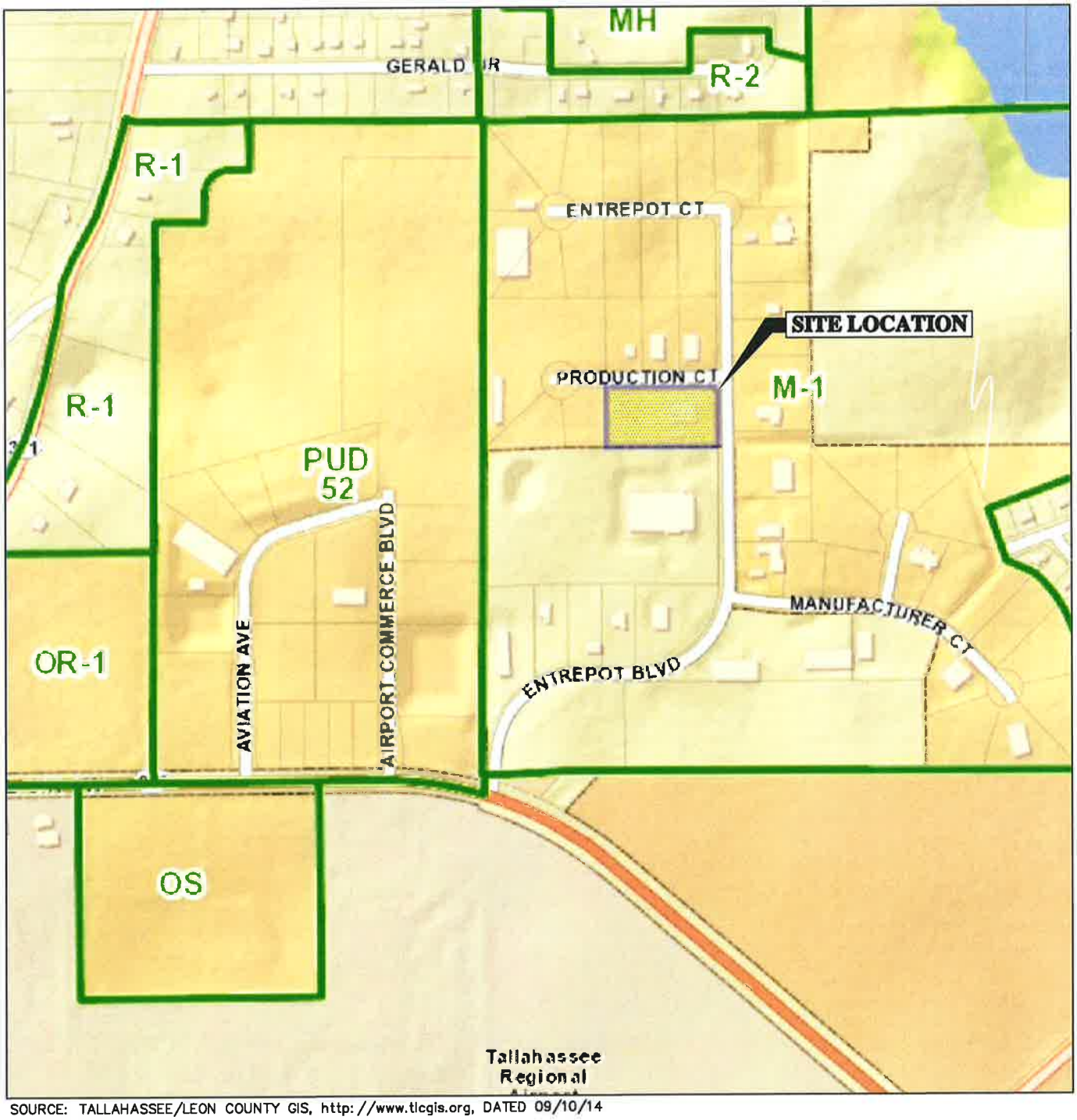

SOURCE: TALLAHASSEE/LEON COUNTY GIS, http://www.tlcgis.org, DATED 09/10/14

LEGEND

	ZONING DISTRICT BOUNDARY
M-1	LIGHT INDUSTRIAL
MH	MANUFACTURED HOME PARK
OR-1	OFFICE RESIDENTIAL, LOW DENSITY
OS	OPEN SPACE
PUD	PLANNED UNIT DEVELOPMENT
R-1/R-2	SINGLE FAMILY DETACHED HOUSES

N

0 600

APPROXIMATE SCALE (FEET)

PROJECTS\0479208 SAFKLN\CAD Files\TALLAHASSEE\2019\FIGURE 2.2-3 YMG REV 08/19/19

ERM

FIGURE 2.2-4
LEGAL BOUNDARY AND SURFACE WATER FLOW
SAFETY-KLEEN SYSTEMS, INC.
TALLAHASSEE, FLORIDA

REVISION 0 - 09/16/19

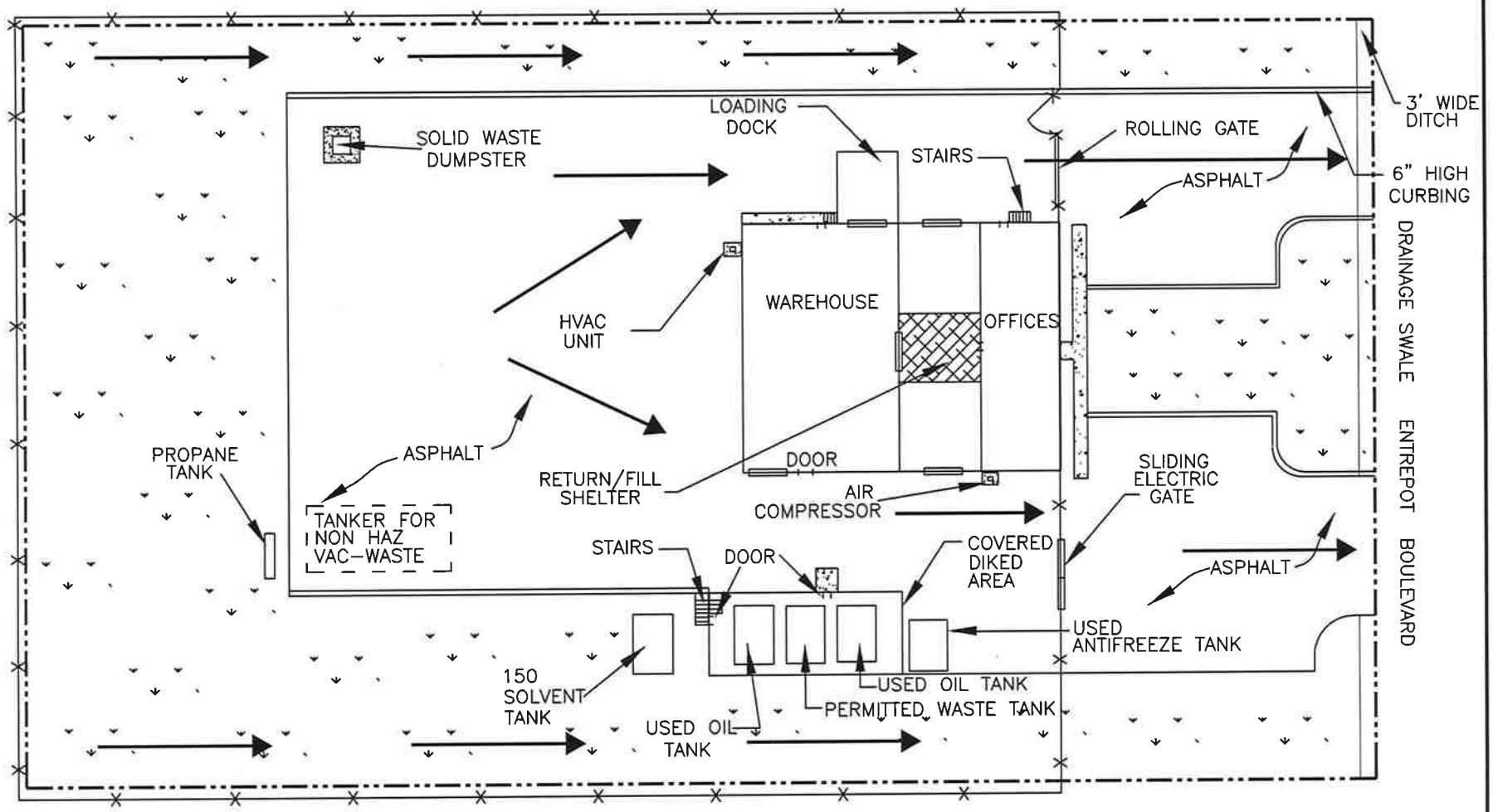

LEGEND

- FENCE
- PROPERTY BOUNDARY
- CONCRETE
- GRATING
- VEGETATION
- SURFACE WATER FLOW

N

0 50
APPROXIMATE SCALE (FEET)

ERM

PROJECTS\0479208 SAFKLN\CAD Files\TALLAHASSEE\2019\FIGURE 2.2-4.DWG YMG REV 09/10/19

FIGURE 2.2-5
LOCATION OF HAZARDOUS WASTE MANAGEMENT AREAS
SAFETY-KLEEN SYSTEMS, INC.
TALLAHASSEE, FLORIDA

REVISION 0 - 09/16/19

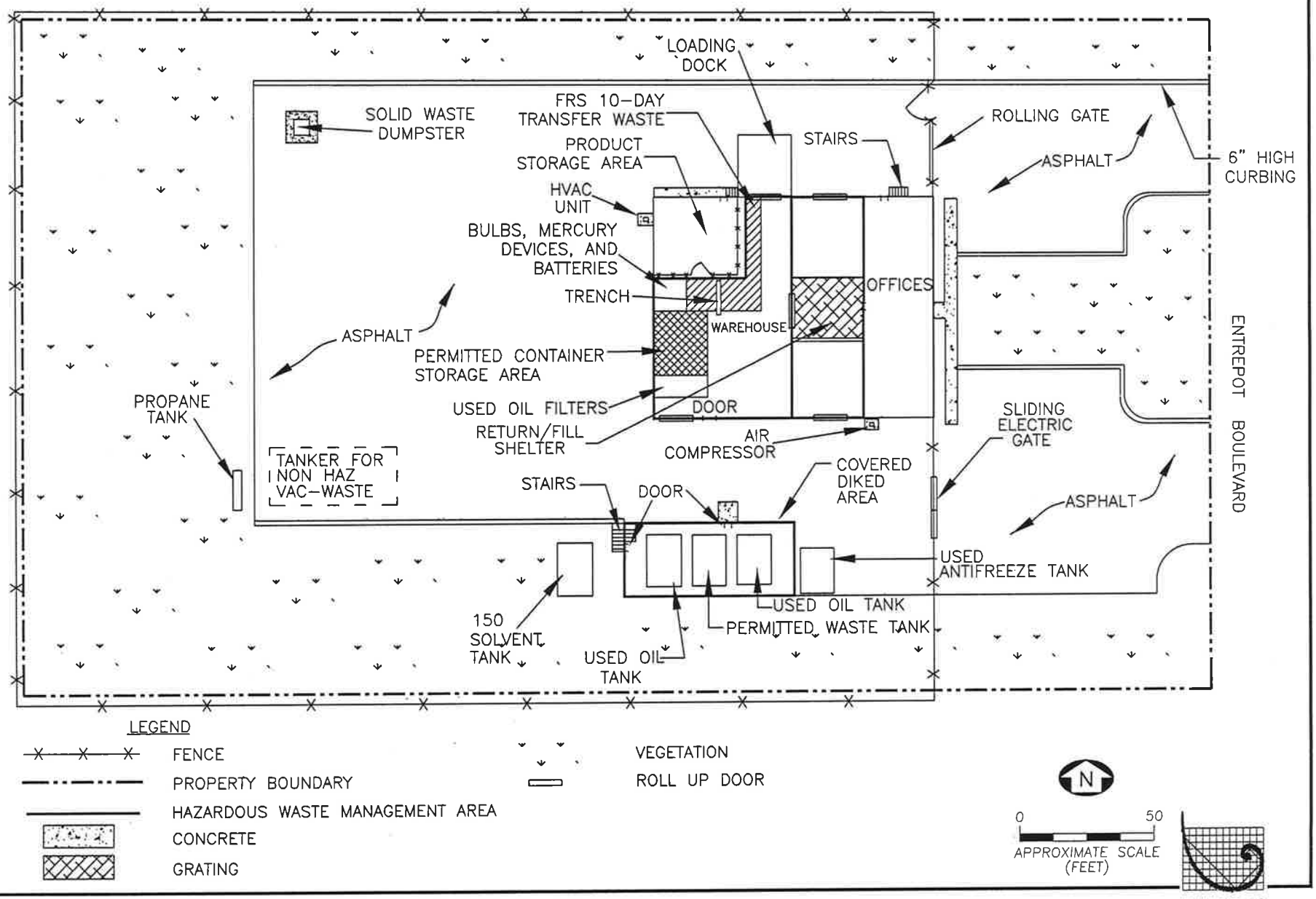

PROJECTS\0479208 SAFKLN\CAD Files\TALLAHASSEE\2019\FIGURE 2.2-5.DWG YMG REV 09/12/19

ERM

FIGURE 2.2-6
WIND ROSE
SAFETY-KLEEN SYSTEMS, INC.
TALLAHASSEE, FLORIDA

REVISION 0 – 09/16/19

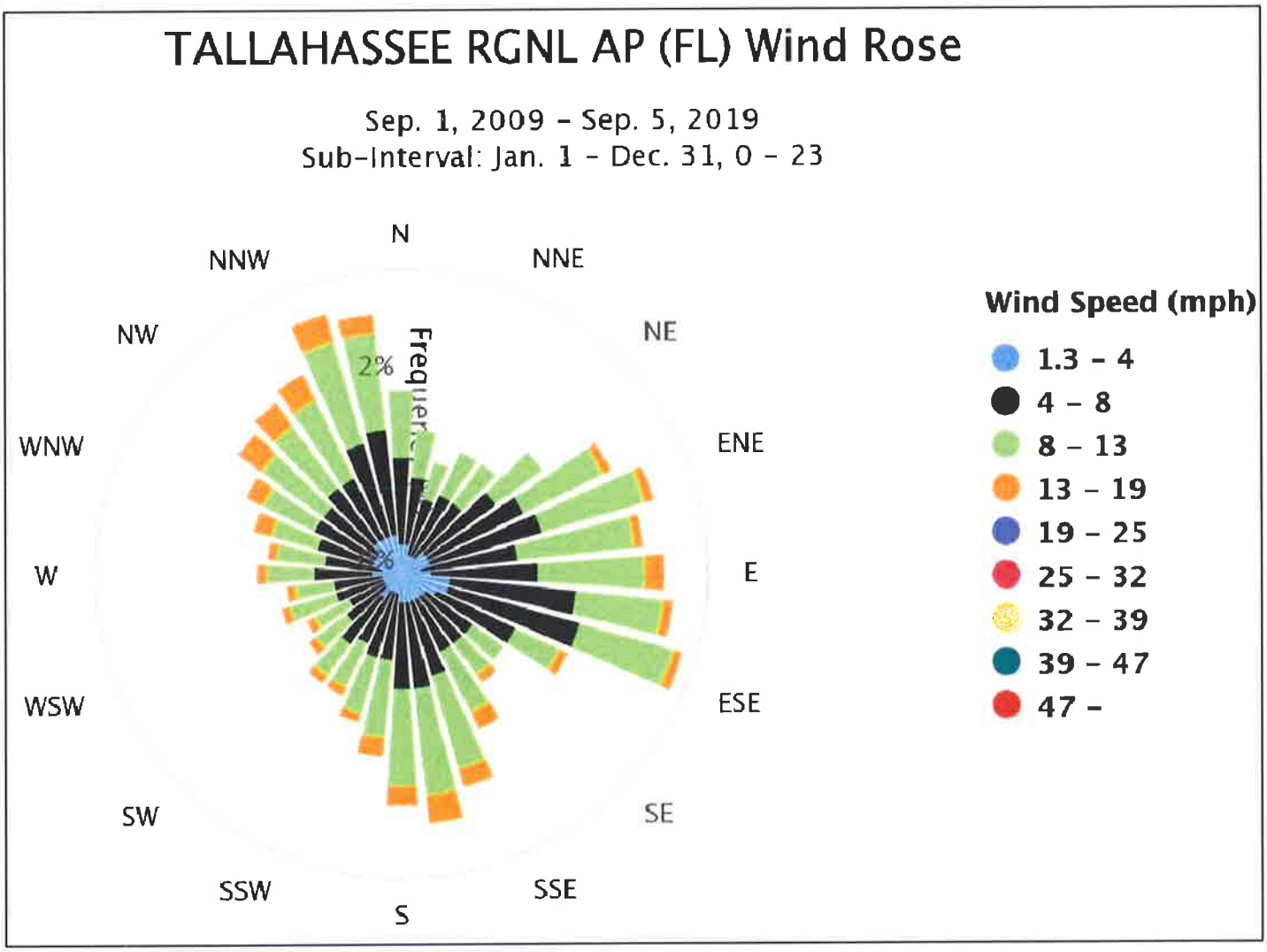

LEGEND

Midwestern Regional Climate Center cli–MATE: MRCC Application Tools Environment
Generated at: 9/5/2019 6:32:31 PM CDT

ERM.

SKI Tallahassee Branch Well Search Map

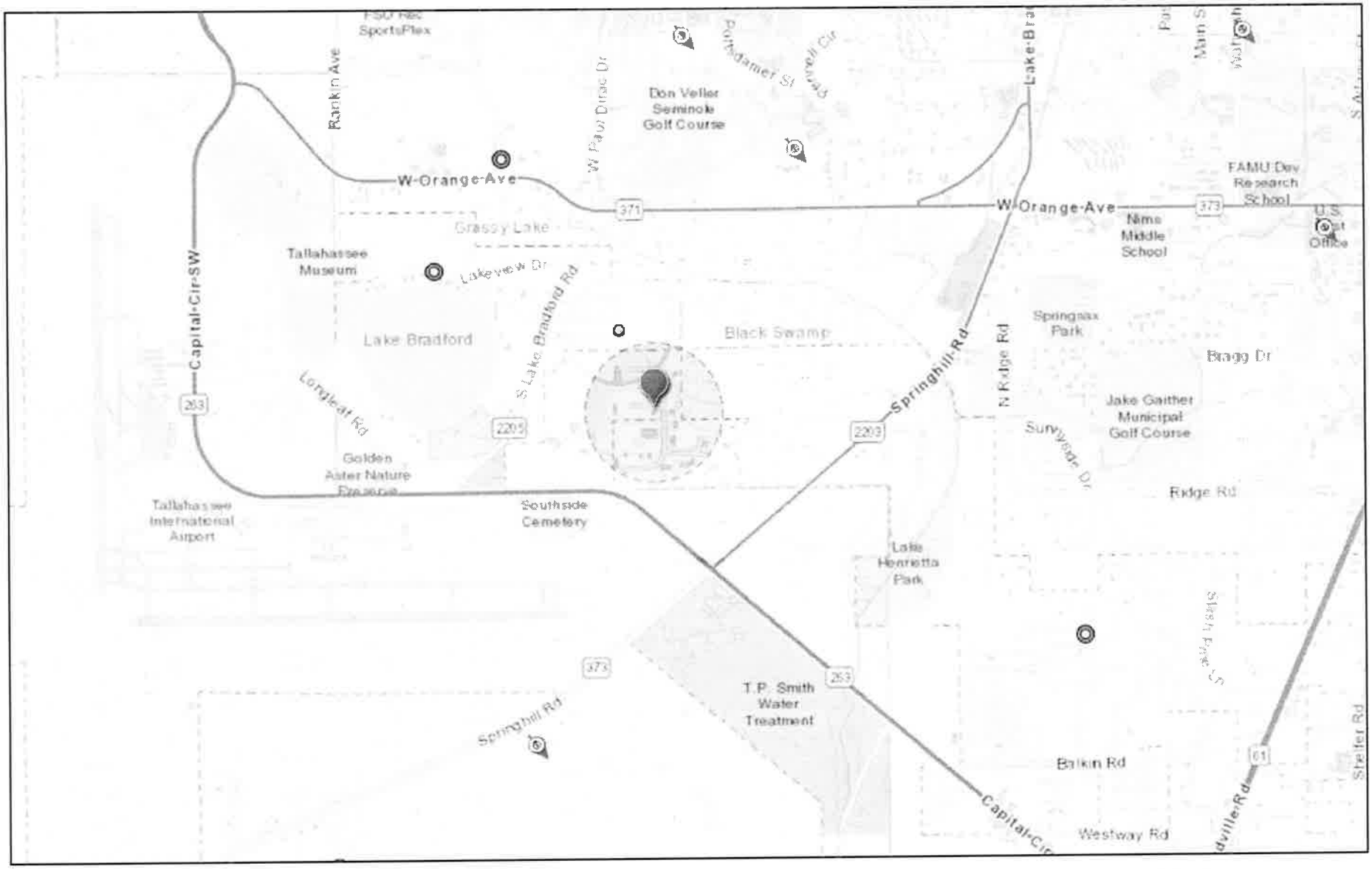

September 10, 2019

1:36,112

0 0.28 0.55 1.1 mi

0 0.42 0.85 1.7 km

- Source Water Assessment and Protection Program (SWAPP) Areas
- Ground Water Contamination Areas
- Public Water Supply (PWS) Wells (Non-Federal)
- HRS Private Wells from WMS

FDEP, DEAR, WMS, Sources: Esri, HERE, Garmin, Intermap, increment P Corp., GEBCO, USGS, FAO, NPS, NRCAN, GeoBase, IGN, Kadaster NL,

Map created by Map Direct, powered by ESRI.

of Environmental Protection makes no warranty,expressed or implied,or assumes any legal liability or responsibility for the accuracy,completeness,or usefulness of any information,apparatus,product,or process disclosed,or represents that its use would not infringe privately owned rights.

Florida Department of Environmental Protection

Map Direct AIR (Area of Interest Report)
SKI Tallahassee Well Search Map

Point of Interest: 30°24'7.1991" x -84°19'30.7701" 30.401999751542472 x -84.32521390674588 Search Radius: 0.25 miles Report Created on Tue Sep 10 2019 at 23:17:56	Township/Range/Section: 1S1W15 Tallahassee, Leon County 32310 FDEP Regulatory District: Northwest District Water Management District: NWFWMD FL House District 8 :: FL Senate District 3 US Congressional District 5 HUC Basin Area: Apalachee Bay-St. Marks Waterbody ID: 807D State Land DM ID:



Search Result Summary

Features Found	*Data Layer*	*Metadata*	*Spreadsheet*
0	Underground Injection Control (UIC) Class V Non-ASR Wells	Layer Information	--
0	Underground Injection Control (UIC) Class V ASR Wells	Layer Information	--
0	Underground Injection Control (UIC) Class I Wells	Layer Information	--
0	Private Wells from Generalized Well Information System (GWIS)	Layer Information	--
0	Public Water Supply (PWS) Wells (Non-Federal)		--

		Layer Information	
0	Ground Water Contamination Areas	Layer Information	--
1	Source Water Assessment and Protection Program (SWAPP) Ground Water Areas (Non Federal)	Layer Information	Download as Spreadsheet

Search Result Details

Source Water Assessment and Protection Program (SWAPP) Ground Water Areas (Non Federal): 1 Found.

#1 of 1 from Source Water Assessment and Protection Program (SWAPP) Ground Water Areas (Non Federal)

PWS ID	1370791
WELL ID	863
AQUIFER	Floridan Aquifer
OBJECTID	604
SHAPE.AREA	291736.588438
SHAPE.LEN	1914.906657

No Results Found:
Ground Water Contamination Areas
Private Wells from Generalized Well Information System (GWIS)
Public Water Supply (PWS) Wells (Non-Federal)
Underground Injection Control (UIC) Class I Wells
Underground Injection Control (UIC) Class V ASR Wells
Underground Injection Control (UIC) Class V Non-ASR Wells

*** END OF REPORT ***

Part II

A. General

2. ***FINANCIAL ASSURANCE FOR CLOSURE***

Safety-Kleen is the operator of the Tallahassee, Florida Branch. Financial assurance is provided through the use of the financial test specified in Subpart H of 40 CFR Part 264.143. Per 40 CFR Part 264.142 closure cost estimates are provided here.

Table 1. Closure Cost st Estimate Worksheet, Safety-Kleen Tallahassee, FL 2019

Activity	Category	Hourly Rate or Unit Charge	Hours or Unit Estimate	Subtotal Cost
1. INVENTORY REMOVAL				
Assumptions			**Capacity (gallons)**	
- Waste mineral spirits tank(s) is full				
-Tank One			15000	
-Tank Two (IF APPLICABLE)			0	
	Total Tank Capacity		15000	
- Return/Fill station is full				
-Maximum capacity of drum washers added to waste mineral spirits tank quantity			75	
- Container storage area(s) full				
-CSA 1			6912	
-CSA 2 (IF APPLICABLE)			0	
	Total CSA Capacity		6912	
Subcontractor Costs				
- Transfer tank contents to tankers				
Tank Capacity (total gallons)			15075	
Work Rate to Unload Tank Capacity (hours per gallon)			0.0003	
Total Hours to Unload			4.5	
Labor and equipment rate to unload (PPE Level D) and cost	Labor/equipment	$175.95	4.5	$796
- Transport waste mineral spirits to a TSD for treatment/disposal				
Number of tanker trailers required (6,000 gallons max each load)			3	
Cost per mile =$5.64/mile				
Mileage = 500 miles (Number in second column is 500 miles x number trucks)	Transport = 500 miles each	$5.64	2000	$11,280
Disposal/treatment cost (per gallon - low cost based on suitability for fuel)	TSD @$0.45/gallon	$0.450	15075	$6,784
- Transfer drums from CSA(s) to trucks				
Labor/Equipment (PPE Level D)	Labor/equipment per drum	$3.57	126	$450
(Number in second column is number of drums determined from total CSA capacity)				
- Transport drums to TSD for Treatment/Disposal				
Total Number of Drums (Number is total of CSA drums and Flam Shed drums)			126	
Total Number of Trucks Required to Transport Drums (84 per truck max)			2	
Cost per mile =$5.64/mile				
Mileage = 500 miles (Number in second column is 500 miles x number of trucks)	Transport trailer(s) x 500 miles	$5.64	1000	$5,640
Disposal/treatment cost (per drum - low cost based on suitability for fuel)	TSD @ $90/drum	$90	63	$5,670
Disposal/treatment cost (per drum - not suitable for fuel)	TSD @ $179/drum	$179	63	$11,277
Activity 1. Subtotal				$41,896
2. STORAGE TANK DECONTAMINATION				
Assumptions:				
- The tanks, piping and appurtenant equipment are decontaminated and remain in place				
- Rinsate sampling necessary because the tank will remain in place. Assumes 1 rinsate sample per tank.				
- Includes decontamination of the containment area				
- Assumes containment area to remain in place following decontamination				
- Assumes 1 rinsate sample required to leave containment in place				
- Assumes 2 soil samples required from beneath containment area. Actual number of samples will be based on engineer's inspection.				
- Tank Interior Square Footage (based on tank volume)			**Square Footage**	
- Tank 1			905	
- Tank 2 (IF APPLICABLE)			0	
	Total Tank Interior Square Footage		905	
- Tank Farm Containment Square Footage (includes floor and walls)			1995	
Prime Contractor Costs				
-Costs for oversight and engineers inspection included in Closure Certification Activity below				
- Collect Rinsate Sample(s) (1 per tank and 1 per containment)				
Work Rate for Sampling (hours per sample)			0.5000	
Number of Samples			1	
Labor and equipment per work hour (PPE Level D)	Labor/equipment	$91.88	0.50	$46
- Drilling for Soil Samples (2.5 in boring to 1 ft each)				
Work Rate for Drilling (hours per foot)			0.3050	
Number of Feet (subslab sample depth = 1 foot each)			2	
Labor and equipment per work hour (PPE Level D)	Labor/equipment	$146.29	0.61	$89
- Collect 2 Soil Samples				
Work Rate for Sampling (hours per sample)			0.5000	
Number of Samples			2	
Labor and equipment per work hour (PPE Level D)	Labor/equipment	$91.88	1.00	$92
Subcontractor Costs				
- Decontaminate waste AST, piping and appurtenant equipment				
Work Rate to Pressure Wash (hours per square foot)			0.0405	
Area of Tanks to be decontaminated			905	
Labor and equipment for tank decon (PPE Level C)	Labor/equipment	$97.23	37	$3,564
- Decontaminate Tank Containment Area				
Work Rate to Pressure Wash 1 sq ft (hours per square foot)			0.0405	
Total Area of Containment (includes walls and floor)			1995	
Labor and equipment for CSA decon (PPE Level D)	Labor/equipment	$65.77	81	$5,314
Laboratory Subcontractor Costs				
- Analyze rinsate sample(s) from tank(s) and containment area for VOCs, SVOCs and RCRA metals	VOCs @ $189/sample SVOCs @ $359/sample 8 RCRA Metals @ $110/sample			
	Total per sample cost	$658	1	$658
- Analyze soil sample(s) from containment area for VOCs, SVOCs and RCRA metals	VOCs @ $189/sample SVOCs @ $359/sample 8 RCRA Metals @ $110/sample			
	Total per sample cost	$658	4	$2,632
Activity 2. Subtotal				$12,395

Table 1. Closure Cost st Estimate Worksheet, Safety-Kleen Tallahassee, FL 2019

Activity	Category	Hourly Rate or Unit Charge	Hours or Unit Estimate	Subtotal Cost
3. DECONTAMINATE THE RETURN/FILL STATION				
Assumptions:				
- Decontamination shall consist of washing with detergent/water solution and rinsing with high-pressure spray				
- Return/Fill structure and dock area will remain in place following decontamination				
- Drum washers to remain in place or sent offsite for reuse following decontamination				
- Rinsate sampling required from each drum washer to remain in place or sent offsite for reuse, and from containment				
- Assumes 2 soil samples required from beneath containment area. Actual number of samples will be based on engineer's inspection				
- Square footage used for decontamination includes containment, dock and drum washer units			**Square Footage** 1980	
Prime Contractor Costs				
-Costs for oversight and engineers inspection included in Closure Certification Activity below				
- Collect Rinsate Samples (1 per drum washer plus containment)				
Work Rate for Sampling (hours per sample)			0.5000	
Number of Samples			2	
Labor and equipment per work hour (PPE Level D)	Labor/equipment	$91.88	1.00	$92
- Drilling for Soil Samples (2.5 in boring to 1 ft each)				
Work Rate for Drilling (hours per foot)			0.3050	
Number of Feet (subslab sample depth = 1 foot each)			2	
Labor and equipment per work hour (PPE Level D)	Labor/equipment	$146.29	0.61	$89
- Collect Soil Samples				
Work Rate for Sampling (per sample)			0.5000	
Number of Samples			2	
Labor and equipment per work hour (PPE Level D)	Labor/equipment	$91.88	1.00	$92
Subcontractor Costs				
- Decontaminate waste AST, piping and appurtenant equipment				
Work Rate to Pressure Wash (hours per square foot)			0.0405	
Area of Returen/Fill to be decontaminated			1980	
Labor and equipment for tank decon (PPE Level C)	Labor/equipment	$97.23	80	$7,797
Laboratory Subcontractor Costs				
- Analyze 1 rinsate sample per drum washer and containment for VOCs, SVOCs and RCRA metals	VOCs @ $189/sample SVOCs @ $359/sample 8 RCRA Metals @ $110/sample Total per sample cost	$658	2	$1,316
- Analyze soil sample(s) from containment area for VOCs, SVOCs and RCRA metals	VOCs @ $189/sample SVOCs @ $359/sample 8 RCRA Metals @ $110/sample Total per sample cost	$658	2	$1,316
Activity 3. Subtotal				$10,702
4. DECONTAMINATE CONTAINER STORAGE AREA(S)				
Assumptions:				
- Decontamination shall consist of washing with a detergent water solution and rinsing with a high-pressure spray				
- CSA(s) to remain in-place following closure				
- Decontamination of CSA includes floor, curbing and containment trenches				
- Assumes 1 rinsate and 2 soil samples required per CSA. Actual number of soil samples will be based on engineer's inspection.				
- CSA Containment Square Footage			**Square Footage**	
- CSA 1				
- CSA 2 (IF APPLICABLE)				
	Total CSA Square Footage		3718 3718	
Prime Contractor Costs				
-Costs for oversight and engineers inspection included in Closure Certification Activity below				
- Collect Rinsate Samples (1 per CSA)				
Work Rate for Sampling (hours per sample)			0.5000	
Number of Samples			1	
Labor and equipment per work hour (PPE Level D)	Labor/equipment	$91.88	0.50	$46
- Drilling for Soil Samples (2.5 in boring to 1 ft each)				
Work Rate for Drilling (hours per foot)			0.3050	
Number of Feet (subslab sample depth = 1 foot each x number of samples)			2	
Labor and equipment per work hour (PPE Level D)	Labor/equipment	$146.29	0.61	$89
- Collect Soil Samples				
Work Rate for Sampling (hours per sample)			0.5000	
Number of Samples			2	
Labor and equipment per work hour (PPE Level D)	Labor/equipment	$91.88	1.00	$92
Subcontractor Costs				
- Decontaminate CSA(s)				
Work Rate to Pressure Wash (hours per sqaure foot)			0.0405	
Total Area of Permitted CSA(s) to be decontaminated			3718	
Labor and equipment for CSA decon (PPE Level D)	Labor/equipment	$65.77	151	$9,904
Laboratory Subcontractor Costs				
- Analyze rinsate sample(s) from each CSA for VOCs, SVOCs and RCRA metals	VOCs @ $189/sample SVOCs @ $359/sample 8 RCRA Metals @ $110/sample Total per sample cost	$658	1	$658
- Analyze 2 soil sample(s) from each CSA for VOCs, SVOCs and RCRA metals	VOCs @ $189/sample SVOCs @ $359/sample 8 RCRA Metals @ $110/sample Total per sample cost	$658	2	$1,316
Activity 4. Subtotal				$12,105

Table 1. Closure Cost st Estimate Worksheet, Safety-Kleen Tallahassee, FL 2019

Activity	Category	Hourly Rate or Unit Charge	Hours or Unit Estimate	Subtotal Cost
5. CONTAINERIZE, STAGE, TRANSPORT AND DISPOSE OF DECONTAMINATION WASTES				
Assumptions:				
- Amount of decon wash water generated derived from previous closure experience. Quantity based on approximately 0.8 gal/ sq ft for tank systems and 0.1 gal/sq ft for containment area floors				
Unit Description	Square Footage	Number Gallons		Number Drums
STORAGE TANK DECONTAMINATION	905	724		14
DECONTAMINATE TANK CONTAINMENT	2,908	291		6
DECONTAMINATE THE RETURN/FILL STATION	1,980	1584		29
DECONTAMINATE CONTAINER STORAGE AREA(S)	3,718	372		7
PPE, CONSUMABLES, DEBRIS	NA	NA		5
- Purchase 55-gallon drums to containerize wash water	Drums @ $83 each	$83	61	$5,569
Subcontractor Costs				
- Transfer drums to trucks				
Labor/Equipment (PPE Level D)	Labor/equipment per drum	$3.57	61	$218
- Transport drums to TSD for Treatment/Disposal				
Total Number of Trucks Required to Transport Drums (84 per truck max)			1	
Cost per mile =$5.64/mile				
Mileage = 500 miles (Number in second column is 500 miles x number trucks)	Transport trailer(s) x 500 miles	$5.64	1000	$5,640
Disposal/treatment cost (per drum - low cost based on lack of hazardous constituents)	TSD @ $90/drum	$90	56	$5,040
Disposal/treatment cost for PPE drums (assumed haz to landfill)	TSD @$250/drum	$250	5	$1,250
	Activity 5. Subtotal			$17,717
6. CLOSURE CERTIFICATION				
Assumptions:				
- Cost Pro unit rate per unit to be closed is $4,118				
- Unit rate includes engineer inspection and decontamination oversight of each unit				
Prime Contractor Costs				
- Oversee and certify closure per unit times number of units	Project Manager/Engineer	$4,118	3	$12,354
	Activity 6. Subtotal			$12,354

COST ESTIMATE ACTIVITIES SUMMARY	
1. INVENTORY REMOVAL	$41,896
2. STORAGE TANK DECONTAMINATION	$12,395
3. DECONTAMINATE THE RETURN/FILL STATION	$10,702
4. DECONTAMINATE CONTAINER STORAGE AREA(S)	$12,105
5. CONTAINERIZE, STAGE, TRANSPORT AND DISPOSE OF DECONTAMINATION WASTES	$17,717
6. CLOSURE CERTIFICATION	$12,354
TOTAL CLOSURE COST ESTIMATE	$107,169
CONTINGENCY	15%
TOTAL CLOSURE COST WITH CONTINGENCY	$123,244

Notes:
- Estimate assumes that waste management units are at permitted capacity at time of closure, which is the most expensive in the facility's operating life.
- All unit rates obtained from Cost Pro version 6.0, which is designed to be represetative of 3rd party costs and includes the following:
  - Transportation @ $5.64/mile and 300 mile trip
  -Disposal for bulk liquids $0.45/gallon based on suitability of waste mineral spirits as fuel
  -Disposal for CSA liquids $90/drum based on suitability of drummed waste streams as fuel
  - Disposal of decon wash water $90/drum based on lack of hazardous constituents in waste (soapy water)
  -Subcontractor Decontamination Rate for tanks and return/fill based on PPE Level C
  -Subcontractor decontamination rates for tank containment, CSAs and Flam Shed (if applicable) based on PPE Level D
  -Prime Contractor Rates based on hourly rate for rinsate sampling, drilling and soil sample collection
  -Lab subcontractor rates for analysis of rinsate and soil samples (Assumes VOCs, SVOCs and metals)
  -Closure Certification Activity includes contractor oversight, PE integrity inspections and reporting/Certification

Instructions: Enter unit capacity and dimensions for each permitted unit.See notes below for color code key.
Only cells highlighted in red should be changed to match site conditions.

Numbers in red are site specific and should be changed to match actual permitted units. Enter appropriate c
Numbers in bold red are linked and will autopopulate on the closure cost estimate worksheet
Closure cost estimate worksheet includes 2 tanks and 2 CSAs. Enter 0 for second unit capacity if a s
Numbers in blue below represent cells with formulas and are calculated values - DO NOT CHANGE (
Numbers in bold blue below are linked and will autopopulate on the closure cost estimate workshee
Numbers in black below are generally not included in SK permits or closure plans and are estimated based
Numbers in bold black are typical dimensions that are linked and will auotpopulate on the closure c

Permitted Tanks (ASSUMES 18 FOOT TALL TANK AS DEFAULT; RADIUS AND SQUARE F

Tank 1	Capacity		**15000**
	Radius	6	
		Tank 1 Interior Square Footage	**904.7787**
Tank 2	Capacity		**0**
	Radius	0	
		Tank 2 Interior Square Footage	**0**

	Length	Width	Height	Number	
Tank Farm Containment					
Floor Dimension	59.5	25			1487.5
Wall Dimensions (long)	59.5		3	2	357
Wall Dimension (short)	25		3	2	150
		Total TF Square Footage			**1994.5**

Return/Fill

Capacity of Drum Washer 1 (typical, capacity estimated)	75
Capacity of Drum Washer 2 (typical, capacity estimated)	0
Total Drum Washer Capacity	**75**
Square Footage (typical estimated)	**1980**

CSA 1 Containment

Permitted Capacity		**6912**
Floor Dimension	78 47' 8"	**3718**

CSA 2 Containment

Permitted Capacity		**0**
Floor Dimension	0 0	**0**

Part II

A. General

4. *FACILITY SECURITY*

SECURITY PROCEDURES AND EQUIPMENT

In accordance with 40 CFR 264.14, access to the facility is controlled through the following methods:

1. Entry to the container and return/fill areas will be controlled through gates and doors. All gates and doors will be locked at all times when facility is not in operation. The entire facility is surrounded by a chain-link fence topped with barbed wire.

2. The combination of doors and signs prevents unknowing entry and minimizes the potential for unauthorized entry of people or livestock into the facility.

3. Signs are posted at the entrance of the facility and additional locations so that they are visible from any approach at 25 feet. Signs are marked "DANGER – UNAUTHORIZED PERSONNEL KEEP OUT".

4. "NO SMOKING" signs are posted in areas where hazardous wastes are handled.

REVISION 0 - 09/16/19

FIGURE 4.1-1
SECURITY SIGNAGE
SAFETY-KLEEN SYSTEMS, INC.
TALLAHASSEE, FLORIDA

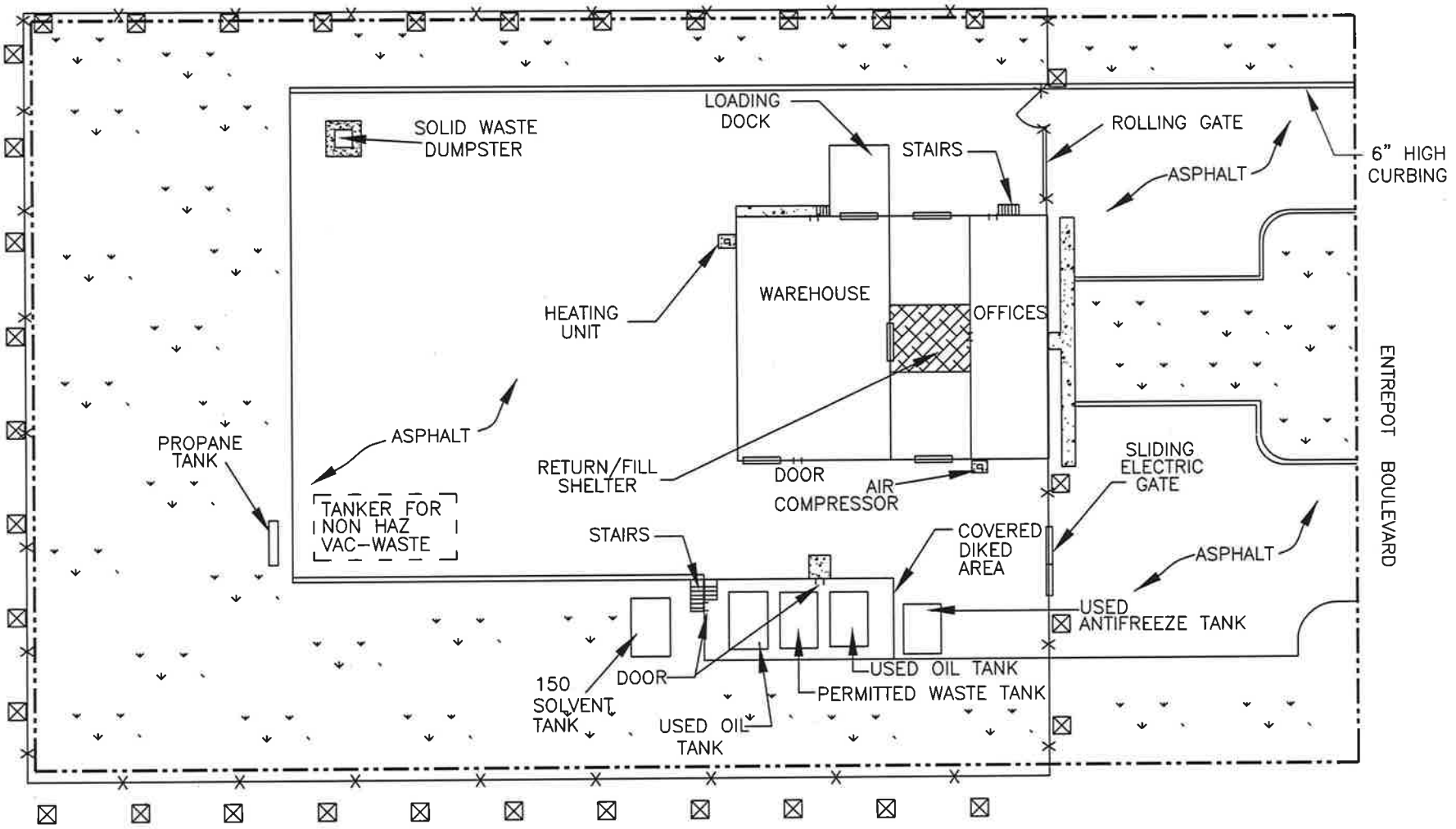

PROJECTS\0479208 SAFKLN\CAD Files\TALLAHASSEE\2019\FIGURE 4.1-1.DWG YMG REV 09/10/19

ERM

SAFETY-KLEEN SYSTEMS, INC.
TALLAHASSEE FACILITY

PREPAREDNESS, PREVENTION, CONTINGENCY PLAN, AND EMERGENCY PROCEDURES FOR DAILY BUSINESS OPERATIONS

TABLE OF CONTENTS

EMERGENCY COORDINATOR/CONTACT LIST	iii
QUICK REFERENCE GUIDE	QRG 1-8
GENERAL INFORMATION	4
DESCRIPTION OF ACTIVITIES	4-7
INSPECTION PROCEDURES	7-10
EMERGENCY NOTIFICATION	10
ACTIONS OF THE EMERGENCY COORDINATOR	11-14
POTENTIAL SPILL SOURCES (ACTIONS/PROCEDURES)	14-20
DECONTAMINATION	20-21
EMERGENCY RESPONSE EQUIPMENT/COMMUNICATION	21-22
FIRE CONTROL PROCEDURES	22-24
EXTERNAL EMERGENCY FACTORS	24-26
EVACUATION PLAN	26
AVAILABILITY/REVISION OF THE PLAN	26
ARRANGEMENT WITH LOCAL AUTHORITIES	27

GENERAL INFORMATION

Purpose

The preparedness, prevention, and contingency plan and emergency procedures are designed to comply with 40 CFR Part 264.30-56. In addition, the procedures in the plan ensure that Safety-Kleen reduces the possibility of emergency situations and, should they occur, respond in a manner to prevent or minimize hazards to human health or the environment from fire, explosion, or any unplanned sudden or non-sudden release of hazardous material constituents to the air, soil, surface water, or ground water at the facility.

The provisions of the plan are to be carried out immediately if there is a fire, explosion, or release of hazardous materials that could threaten human health or the environment. All responses must conform to the procedures contained in this plan.

General Description of Activities

The business activities conducted at the Tallahassee Branch relate to the leasing and servicing of Safety-Kleen Parts Cleaning Equipment, including the provisions of a solvent leasing service for the customers. Clean solvents are distributed from, and the used solvents returned to, the Branch, where separate storage tanks are utilized for the storage of clean and used parts washer solvent. One 15,000-gallon fresh parts washer solvent storage tank currently is utilized at the facility. In addition, a 15,000-gallon tank is used to contain hazardous waste solvent, two 15,000-gallon tanks are used for storage of Used Oil, and a 8,000-gallon tank (double-walled) is used for storage of used antifreeze. Warehouse space is designated for the storage of containers of both clean and used immersion cleaner, parts washer solvent, paint waste, Fluid Recovery Services (FRS) wastes, and dry cleaning wastes. Over-pack containers are used for the management of containers whose integrity has been compromised.

Parts washer solvents are transported in covered containers between the Branch and customers. Upon returning to the Branch, the used parts washer solvent is transferred from the containers into a wet dumpster (solvent return receptacle) in which coarse solids in the parts washer solvents are retained. Used parts washer solvent from the wet dumpster flows via 2-inch piping into a 15,000-gallon aboveground tank for storage. The piping runs west under the return/fill dock, and then turns south to the tank farm. The piping is connected by threaded connectors from the return/fill (inside secondary containment), and once leaving the return/fill it is connected by welded connectors until it reaches the tank farm. Hazardous waste parts washer solvent is picked up regularly by a bulk tank truck from a Safety-Kleen TSDF, which at the same time delivers clean parts washer solvent. The sludge in the wet dumpster is regularly cleaned out, containerized, and stored as Branch generated waste in container storage area for later shipment to a permitted Safety-Kleen or Clean Harbors TSDF for reclamation or disposal.

The immersion cleaner remains in a covered container at all times during transportation and storage. The solvent is not transferred to another container while being used by the customers or while in storage at the Branch.

Dry cleaning wastes are picked up at commercial dry cleaning establishments in containers. Dry cleaning wastes handled by Safety-Kleen consist of spent filter cartridges, powder residue from diatomaceous or other powder filter systems, and still bottoms, all of which fall into the categories of either perchloroethylene-based waste or naphtha-based waste. The dry cleaning wastes are packaged on the customer's premises in containers.

All antifreeze collected and managed by Safety-Kleen within Florida is recycled. At the customer's location, Safety-Kleen pumps used ethylene glycol (antifreeze) into a Safety-Kleen used oil tanker truck. The SK collection trucks have more than one compartment, so the antifreeze is picked up and stored in a separate compartment until off-load at the branch. The used antifreeze is transported from the customer site to the branch for storage until shipment to be reprocessed into a pure product. This procedure is in accordance with FDEP's Best Management Practices for Managing Used Antifreeze at Vehicle Repair Facilities, dated May 22, 2012. In addition, Safety-Kleen sells its' own private label antifreeze in 55-gallon containers. Customers

will then place used antifreeze in these containers to be shipped back to the branch. This material is shipped to SK distribution centers, and then shipped to 3rd party recyclers.

Safety-Kleen offers a service for the collection of bulk used oil, commonly referred to as Safety-Kleen Oil Services (SKOS). Straight tanker trucks are used to collect and transport bulk used oil. After collection, the used oil is transported to the branch for storage in two (2) above ground storage tanks within the tank farm. The branch is registered as a used oil transfer facility, and may store used oil for more than 24 hours and less than 35 days. The used oil is then transported to the Safety-Kleen Ocala FL facility.

Safety-Kleen also provides a paint waste reclamation service. Wastes containing various thinners and paints are collected in containers and are located in the permitted container storage or 10-day transfer area. Paint wastes are normally received at the Branch on manifests which are terminated at another Safety-Kleen/Clean Harbors facility.

The FRS wastes are packaged in polyethylene or steel containers which are not opened until they reach a permitted Safety-Kleen/Clean Harbors TSDF. The FRS wastes are transfer wastes and may be located onsite for up to 10 days. The FRS wastes may also undergo branch-to-branch or truck-to-truck transfer. This transfer will occur at the return/fill station inside secondary containment.

The waste products exhibit essentially the same biological, physical, and chemical properties as the fresh product. Used products are basically fresh products with impurities of dirt and metals. Safety Data Sheets (SDSs) for each hazardous material are available at the Branch and on demand by fax through a company-owned SDS information service. This service provides 24-hour phone or fax access to an extensive SDS database.

The Branch is registered in Florida as a transporter and storage facility for mercury-containing lamps and devices destined for recycling. This registration includes a commitment to comply with the requirements of Florida Administrative Code (FAC) 62-737.400, including all training

requirements. As a registered small quantity handler of universal waste lamps/mercury devices, the Branch can only store up to 2,000 kilograms of lamps or 100 kg of mercury-containing devices at any one time. Safety-Kleen provides customers with empty four-foot and eight-foot boxes which hold up to 39 lamps. Boxes containing lamps are picked up from customers and are handled at the Branch as non-hazardous transfer wastes. The boxes are stored at the Branch in a designated area, and labeled in accordance with FAC 62-737.400(5)(b). This area is partially isolated from other transfer wastes to avoid potential for accidental breakage. The boxes are periodically shipped to a permitted mercury recovery or reclamation facility. Prior to shipment out of the Branch, the boxes are placed on pallets and shrink-wrapped with plastic. Figures 5.1-1 and 5.1-2 show the basic site and floor plans and the locations of waste management facilities and facility storage. Table 5.1-1 provides information regarding permitted and transfer wastes handled at the facility.

Safety-Kleen handles all types of batteries with the exception of lithium batteries. All applicable batteries, per 40 CFR Part 273.2 & 273.9, are managed in accordance with the Standards For Universal Waste Management found in 40 CFR Part 273. Batteries not meeting these standards may be managed as 10-day transfer hazardous waste.

Note: All waste containers are unloaded within 72 hrs. of arrival at the facility and all waste containers are shipped outbound within 72 hrs. of being loaded for shipment.

INSPECTION PROCEDURES

Inspection of Safety Equipment

The purpose of the inspection plan is to establish a procedure and schedule for the systematic monitoring and inspection of emergency and spill control equipment to ensure proper operation, and to maintain compliance. Table 5.2-1 is an Inspection Schedule. Inspections of Safety/Security equipment are completed electronically (CO Safety Security Inspection), or on paper using Figure 5.2-1 if the electronic system is not available. The Branch Manager or designee, is responsible for carrying out the inspection in accordance with the following procedure and schedule.

- A weekly inspection of fire extinguishers must be performed to ensure that the tag date has not expired and the units are properly charged and accessible.
- A weekly inspection of eyewash stands must be performed to assure accessibility, and proper operation of this equipment. Inventory of the first-aid kit must be checked on a weekly basis.
- A weekly check of the supply of spill control equipment (absorbent material) must be performed.
- A weekly check of the conditions and inventory of other emergency equipment will be made. This includes gloves, aprons, goggles, respirators, and other personal protective equipment.

Inspection of Security Equipment

Security equipment inspections are completed electronically (CO Safety Security Inspection), or on paper using Figure 5.2-1 if the system is not available. The Branch Manager or designee, inspects the security features of the facility weekly (e.g., gates and locks), looking for any evidence of sticking, corrosion, or unusual activity. The facility fence will be checked weekly for deterioration, gaps, and broken wire ties. Facility signage will be inspected for clarity.

Inspection of Waste Management Facilities

The purpose of the inspection plan is to establish a procedure and schedule for the systematic monitoring and inspection of hazardous waste management and other material management facilities to ensure proper operation and maintain compliance. Table 5.2-1 provides an Inspection Schedule. The Branch Manager or designee, is responsible for carrying out the inspections of all hazardous waste management facilities in accordance with the following procedure and schedule.

Daily inspections of aboveground tanks will include the following:

- Note volume in tank.
- Observe tank exterior for loose anchoring, wet spots, leaks.

- Check the automatic high level alarm. In addition, measure the depth of used solvent in the tanks to confirm the proper functioning of the automatic alarm system and to determine unexpected deviations in tank measuring data, or a sudden drop in liquid level, which may indicate leakage.
- Inspect secondary containment walls and piping.
- Inspect transfer pumps for leaking seals and overheated motors.
- Inspect the solvent dispensing hose, fittings, and valve for any leaks, damage, or wear that could cause a leak to develop.
- Inspect the valves for proper seal. Stem leaks from worn glands and warped valve bodies should be repaired. If the valve cannot be repaired, replace the unit.

Also, the tanks will be visually inspected and tested periodically. Daily inspection of the solvent return receptacle (wet dumpster) will consist of an inspection for leaks and excess dumpster mud build-up.

Daily inspections of the container storage area include the following:

- Verify that total volume is within permitted limits.
- Physically examine the condition of containers to verify that leaks have not occurred since the last inspection.
- Verify that all container identification, dates, and hazardous waste labels are attached and current.
- Inspect container placement and stacking such as aisle space, height, and stability of stacks.
- Examine containment areas to detect signs of deterioration and failure of the containment system such as cracks, breakage, settlement, and spillage.
- Inspect any containers located on trucks awaiting unload or departure – 72-hr. grace period for unloading or departure of containers at the facility.

Corrective Action

Any discrepancies or deficiencies found during routine inspections will be recorded in the inspection log and brought to the attention of a supervisor. At this time an evaluation of the seriousness of the problem will be noted and a decision made if the situation requires immediate action or the problem can be handled as routine maintenance. The evaluation of the seriousness of the problem will be recorded in the facility's inspection log. If the problem poses a threat to human health or the environment, action will be taken immediately. The Branch Manager has the overall responsibility for resolving any discrepancies found during the routine inspection.

EMERGENCY NOTIFICATION

Emergency Coordinator

The Branch Manager or designee is the emergency coordinator. Page iii at the beginning of the plan includes the names, and both office and cell phone numbers of the primary emergency coordinator and alternate. At least one employee will be either present on the facility premises or on call with responsibility for coordinating all emergency response measures at all times. This primary emergency coordinator and alternate emergency coordinator are thoroughly familiar with all aspects of the facility's contingency plan, all operations and activities at the facility, the location and characteristics of materials handled, the location of all records within the facility, and the facility layout. In addition, these coordinators have the authority to commit the resources needed to carry out the contingency plan.

EMERGENCY RESPONSE AGENCIES AND TEAM MEMBERS

The agencies and response team members to be notified whenever an imminent or actual emergency occurs are presented on page iii, located at the beginning of this plan.

ACTIONS OF THE EMERGENCY COORDINATOR

Whenever there is an imminent or actual emergency situation, the emergency coordinator (or the designee when the emergency coordinator is on call) must immediately:

a. Notify all facility personnel present of the emergency. The relatively small size of this facility makes direct verbal communication the most expedient form of emergency notification. The emergency coordinator may also elect to proceed to the front of the building and sound a car horn with five (5) loud bursts to notify building occupants of an emergency. A head count will be performed by the emergency coordinator in the event of evacuation.

b. Notify appropriate state or local agencies with designated response roles if their help is needed.

c. Summon the primary emergency coordinator, if that person is absent.

Whenever a release, fire, or explosion occurs, the emergency coordinator must immediately identify the character, exact source, amount, and areal extent of any released materials. Because of the limited types of chemicals in storage, the identification processes can easily be performed visually.

Procedure for Assessing Possible Hazard to the Environment and Human Health

- After identification of the character, source, amount, and extent of a release, fire, or explosion, the emergency coordinator must decide whether the situation can be contained or cleaned up by plant personnel and equipment.
- If a fire or explosion is determined uncontrollable by plant personnel or threatening neighboring establishments or population, assistance from a local emergency response agency shall be summoned immediately and an evacuation order requested.

- In case of a release outside of the containment area that is deemed immediately uncontainable or unrecoverable, the local emergency response agency and/or specialty cleanup contractor shall be called in.
- After termination of a fire or explosion or containment and preliminary cleanup of a spill, evaluate whether residues in the form of gas or liquid have become airborne, seeped into ground water, and/or flowed into surface water bodies.
- Expert assistance should be requested to determine whether the escaped materials are potentially harmful and whether the receiving medium ultimately will be a populated area, public water supply source, a private well, or an environmentally sensitive area.
- Additional steps shall then be taken to mitigate the potential impact on the environment and human health, in accordance with expert recommendations.

If the emergency coordinator determines that the facility has had a release, fire, or explosion or other emergency that could threaten human health, or the environment outside the facility, the coordinator must report those findings, as follows:

- If the assessment indicates that evacuation of local areas may be advisable, the coordinator must immediately notify appropriate authorities. The coordinator must be available to help appropriate officials decide whether local areas should be evacuated.
- The coordinator must immediately notify the State Warning Point at (800) 320-0519 (24 hours-7 days a week availability).
- The coordinator must immediately notify the Northwest District of the FDEP, (850) 595-8300 during regular business hours, and if a release equals or exceeds the Reportable Quantity (RQ) the National Response Center (800) 424-8802 must immediately (within 15 minutes) be contacted.

The report must include:

(1) Name and telephone number of notifier;

(2) Name and address of facility;

(3) Time and type of incident (e.g., release, fire);

(4) Name and quantity of material(s) involved, to the extent known;

(5) The extent of injuries, if any; and

(6) The possible hazards to human health, or the environment outside the facility.

The facility will comply with the reports required by permit conditions Part 1.8, and Part V.2 (SWMU information).

Immediate assistance in assessing and responding to an emergency is obtained by the emergency coordinator by calling the 24-hour Safety-Kleen emergency number ((800) 468-1760). The 24 hour emergency number is used by Safety-Kleen to respond to all reports of spills or chemical emergencies. All Safety-Kleen facilities in the state use this 24-hour emergency number. This allows Safety-Kleen to respond to any emergency with a maximum of effort, thereby reducing the threat to human health or the environment. During an emergency, the emergency coordinator must take all reasonable measures necessary to ensure that fires, explosions, and releases do not occur, recur, or spread to other hazardous waste at the facility. These measures must include, where applicable, stopping processes and operations, collecting and containing released waste, and removing or isolating containers. If the facility stops operations in response to a fire, explosion, or release, the emergency coordinator must monitor for leaks, pressure build-up, gas generation, or ruptures in valves, pipes, or other equipment, wherever this is appropriate.

Immediately after an emergency, the emergency coordinator must provide for treating, storing, or disposing of recovered waste, contaminated soil or surface water, or any other material that results from a release, fire, or explosion at the facility.

The emergency coordinator must ensure that, in the affected area(s) of the facility:

- No waste that may be incompatible with the released material is treated or stored until cleanup procedures are completed; and
- All emergency equipment listed in the contingency plan is cleaned and fit for its intended use before operations are resumed.

The owner or operator must notify the appropriate state and local authorities that the facility is in compliance with the requirements of the preceding paragraph, before operations are resumed in the affected area(s) of the facility.

The owner or operator must note in the operating record the time, date, and details of any incident that requires implementing the contingency plan. Within 15 days after the incident, the owner must submit a written report on the incident to the Northeast District of the FDEP, at 160 West Government Street., Suite 308, Pensacola, Florida 32502. The report must include:

1. Name, address, and telephone number of the owner or operator;
2. Name, address, and telephone number of the facility;
3. Date, time, and type of incident (e.g., fire, explosion);
4. Name and quantity of material(s) involved;
5. The extent of injuries, if any;
6. An assessment of actual or potential hazards to human health or the environment, where this is applicable; and
7. Estimated quantity and disposition of recovered material that resulted from the incident.

POTENTIAL SPILL SOURCES

The following is a list of activities that have the potential for a small scale (less than 55 gallons of waste) pollution incident.

1. Moving of containers.

   Every time a container is moved, the possibility exists that it could tip over or be dropped. To minimize the possibility of spillage of solvent under those conditions, all container lids must be confirmed to be secure before movement.
2. Delivery truck container transfers.
   a. Individual delivery containers hold from 5 to 55 gallons of waste, a quantity which can be contained by oil sorbent clay or pads, if accidentally spilled.
   b. Each vehicle is equipped with a hoist and hand cart for ease of moving clean solvent containers off the truck and into the customer's shop and returning the dirty solvent containers to the truck.
   c. Lids are secured on containers prior to movement to prevent a spill.
   d. Each truck contains a complete spill kit, shovel, and a quantity of sorbent material to contain minor spills.
   e. The cargo must be secured in the route vehicle before transit.

Spills Inside Buildings

In the event of a spill indoors, the doors and windows should be opened to improve the ventilation in the confined area. Following the instructions of the Safety Data Sheet (SDS), a worker would enter the area wearing rubber gloves, boots, and mop up the liquid and return it to dirty storage. Spills inside the building will be contained by the existing secondary containment structures, or by using available absorbent material and booms. Proper characterization, treatment, and disposal of the decontamination water will be done on a case by case basis depending on the material released. All material will be disposed of per federal, state, and local regulations. The cleanup is completed only when the workers have cleaned themselves and the emergency equipment with soap and water.

Spills on Concrete Pads

Concrete pads in loading and unloading areas are, in most cases, equipped with secondary containment. Under most spill conditions, product can be totally contained on the concrete surface and in the containment system. Upon containment, arrangements must be immediately undertaken to recover the material. Any soil that may be involved must be removed and handled in the same manner as the material spilled.

Tank Spills or Leakage

Aboveground tanks are underlain by a concrete slab and surrounded by a concrete dike to contain any spilled or leaked solvent. The containment system has been sized in accordance with the regulations, and the material will be totally contained under most spill conditions. Should a spill occur, arrangements must be immediately undertaken to recover the material. In the event of leakage, tank repair or replacement will be initiated. Any soil that may be involved must be removed and handled in the same manner as the material spilled. 40 CFR Part 264.196(d)(2) exempts spills equal to or less than one pound, and that are immediately contained and cleaned up.

Spill Control Procedures

If a solid or hazardous waste, or hazardous material discharge occurs:

1. Stop the discharge, if possible, by immediately transferring the liquid to a good container. If the discharge involves a tank, immediately close all valves to and from the tank.
2. Retain, contain, or slow the flow of the material, if possible, by diking with sorbent pad or dirt. Based on the seriousness of the incident, the emergency coordinator will select the level of personal protective equipment required to address the incident. Pump and mop up the liquid from the floor into a good container and return the container to storage for subsequent shipment to a Safety-Kleen recycle center for reclamation/disposal. The area and equipment that comes in contact with the spill must be decontaminated with soap and water. All residues resulting from containment and decontamination will be collected for proper characterization.
3. If the material escapes the containment efforts, immediately call the 24-hour Safety-Kleen emergency number with response time less than two hours (page iii). Record the date, time, and name of person taking the message. The State Warning Point ((850) 413 -9911) is to be contacted as soon as possible, but no later than within one working day of discovery of the release. If a release equals or exceeds the Reportable Quantity (RQ) the National Response Center ((800) 424-8802) is to be contacted within 15 minutes.
4. Immediately recover spilled solvent to reduce property and environmental damage using the emergency and safety equipment stored onsite for such situations (Figure 5.6-1 and Table 5.6-1), or call in emergency response contractors (page iii). Start recovery operations immediately. After recovery of spilled solvent, wash all contaminated impervious surfaces and equipment with soap and water. The residue of spill- or fire-contaminated soils and waste waters must be removed and disposed of at a Safety-Kleen recycle center. In addition, the recovered solvent will be sent to a Safety-Kleen recycle center for reclamation.
5. The person reporting a spill should be prepared to give their name, position, company name, address, and telephone number. The person reporting also should give the nature of the material spilled (e.g., immersion cleaner, etc.) and, if possible, some estimate of the amount, and whether it is near a stream or could enter a stream by flowing through ditches or storm sewers. If assistance is needed, the emergency coordinator should describe the containment status and specify any additional equipment needed. When

When reporting a spill, record the date and time of the call and the name of the person answering the call at the above number. Spill prevention plans are reviewed with facility personnel every year, and records of the training are kept at the facility.

Spill/Release Response to Solid (Physical State) Waste

Response to a non-liquid waste (solid physical state) will require the use of a shovel to place the material into a new container. If the material is powder-like/particulate matter, care should be taken so as not to create dust or cause the material to become airborne. After the bulk of the material is recovered, a damp absorbent pad may be used to clean up residual material that cannot be captured with the shovel.

Information on every spill will be recorded through an internal database. A notification of each spill will be sent to the Corporate Environment Health and Safety Department.

Reports of emergency incidents will be transmitted to the Secretary of the FDEP or designee within 15 days of occurrence. This report shall include:

1. Name, address, and telephone number of the owner of operator;
2. Name, address, and telephone number of the facility;
3. Date, time, and type of incident (e.g., fire, explosion);
4. Name and quantity of materials involved;
5. The extent of injuries, if any;
6. An assessment of actual or potential hazards to human health or the environment, where this is applicable; and
7. Estimated quantity and disposition of recovered material that resulted from the incident.

The facility will complete all permit condition spill reporting as required, and **follow the requirements of Chapter 62-150, F.A.C. Hazardous Substance Release Notification.**

Containment Systems

Containerized Wastes

Hazardous waste container storage takes place inside the warehouse building and is depicted on Figure 5.6-3. The containment system is sealed with an impermeable coating and is free of cracks. Containers are stored on pallets whenever possible, and double stacked. The container storage area shown in Figure 5.6-3 occupies a portion of the main warehouse building. This warehouse area has concrete floors, and a central collection trench to form a spill containment system within the area. The container storage area is approximately 78' X 48', has one containment trench with a capacity of 270 gallons. The entire floor is sloped towards the containment trench and adds an additional 2,323.7 gallons of containment capacity, for a total containment capacity of 2,593.7 gallons. The maximum storage capacity is 25,937 gallons, which includes product and waste. Wastes stored in this area may include paint wastes, immersion cleaner, dry cleaning solvent, parts washer solvent dumpster mud, tank bottoms, spent solvents, non-hazardous wastes, and oil filters. The types and number of each type of container may vary; however, the storage capacity will not be exceeded.

In the container storage area, containers are handled with a fork-lift and/or a hand-truck free of sharp points and stacked by hand. Every time a container is moved, the possibility exists that it will be tipped over, dropped, or punctured. To minimize the possibility of spillage, container lids are secured and containers are kept in an upright position. A small portable electric pump is available to quickly transfer the liquid from any leaking container into a safe container. Each route truck is equipped with a lift gate or an electric hoist. The appropriate device is used in the loading/unloading operation to minimize chances for spillage and/or employee injury. Containerized wastes at the Tallahassee facility are loaded/unloaded in the vicinity of the contained concrete dock on the northwest side of the building (Figure 5.1-2) and return/fill dock. Because these areas are fully enclosed, spills originating in these areas should not come in contact with stormwater.

FRS Wastes and Transfer Wastes

Transfer wastes will be located in the areas depicted in Figure 5.6-3. The containment system in the warehouse is coated, free of cracks, and is sufficiently impervious to prevent seepage into and Through the concrete. Since FRS wastes are transfer only, they are not required to have

containment. Because these areas are fully enclosed within the building, spills originating in these areas should not come into contact with stormwater.

All containers are covered during movement and are located within diked, concrete floored areas to contain any potential spill. The small quantities of waste onsite at any time can be cleaned up immediately through the use of hand-held electric pumps, mops, wet/dry vacuums, or sorbent materials, should a spill occur. Any spilled waste is contained for offsite recycling/reclamation. All containerized waste movement is performed manually, by a pallet jack, or propane fueled forklift truck. Therefore, power outages are not expected to threaten employee safety.

Return/Fill Station

The return/fill station is located between the office and container storage area. This area is enclosed, has a concrete floor with steel grating approximately 2.5 ft. above the floor. Beneath the steel grating there is 4" curbing. This curbing extends beyond the steel grating so that trucks are positioned over the containment during loading/unloading in this area (Figure 5.6-4). This area has a containment capacity of 1,013 gallons. There is one dumpster for emptying parts washer containers and cleaning drums on the steel grated area. It is not intended for storage, but is capable of holding approximately 504 gallons. Any spill which occurs on the concrete floor is directed by gravity into the sumps. Any residual remaining on the floor can be cleaned up immediately through the use of mops, wet/dry vacuums, or sorbent materials, should a spill occur. Spilled waste is contained and sent for recycling/reclamation.

Doors in this area include two overhead roll-up doorways for trucks entering/exiting the service building, one personnel doorway for employees entering/exiting the service building, and one overhead doorway connecting the return/fill station and container storage area (warehouse). The office floor and the container storage floor are approximately 33 inches above the return/fill station floor and are flush with the steel grate dock. Therefore, spills originating in the return/fill station will go into the curbed area beneath the grate and sumps located on each side of the grate, and will not flow into these areas. Based on the capacity of the return/fill station collection sumps and sloped floor, it is extremely unlikely that a spill would escape through the overhead doorways or two doorways entering/exiting the service building. The area just outside the service center is asphalt covered. Because the return/fill is fully enclosed and the pavement outside this

area is sloped to carry water away from the building, spills originating in this area should not come in contact with stormwater.

Tank Area

The tank area (Figure 5.6-5) houses three 15,000-gallon tanks and is provided with more than 15,000 gallons of secondary containment, which is in excess of the single largest tank (15,000 gallons). This containment area is not sloped. Any spilled material is removed by absorbent material, pump, or wet vacuum. Outside of the tank farm building there is a 15,000 gallon double-walled horizontal tank for storage of clean solvent, and an 8,000 gallon double-walled horizontal tank for storage of used antifreeze. The tank farm is an enclosed building to prevent rainwater from entering the containment area. Should rain water enter the containment area it will be verified visually that no iridescent sheen exists before discharging to the ground outside. Only the General Manager or someone operating under his/her direct orders may discharge to the ground surface. If it is not possible to verify that a spill has not occurred or the water exhibits an iridescent sheen, then the rainwater will be pumped into the used parts washer solvent tank. Any spills which occur on the pad will be cleaned up and the area decontaminated. Decontamination methods are discussed later in this Plan. This decontamination will result in de minimis residue.

Employee training emphasizes the importance of inspection, maintenance, personal safety, and reporting of conditions with pollution incident potential. This training, coupled with the Safety-Kleen's containment system and immediate cleanup of any spills, eliminates or greatly minimizes the chance of contamination of ground water and/or surface water in the vicinity of the site. In addition, surface run-off at the site does not come in contact with stored products in the waste management area.

DECONTAMINATION

Once the spilled material has been cleaned up, the spill area and equipment used during the spill clean-up must be decontaminated and/or disposed, as described below.

Concrete Surfaces/Containment Area

- Concrete surfaces/containment areas will be cleaned with a detergent solution and then rinsed with hot water. The rinsate will be collected via wet vacuums and placed in containers. Visual inspection will be used to determine the success of the decontamination procedure.
- The intent of the surface decontamination is to prevent current or future releases of materials to the environment. Vigorous cleaning with detergent is sufficient to prevent releases to the environment during normal operations. Potential for hazards from residual materials to future occupants of the facility are addressed in the closure plans for the facility and the decontamination procedures incorporated therein.

Equipment

The equipment used to clean the area includes mops, pails, scrub brushes, and a wet/dry vacuum. Equipment which is considered reusable (i.e., pails, wet/dry vacuum, hoses) will be washed with detergent, and wash water and rinsate will be collected for proper disposal. All non-reusable equipment and/or equipment which is not capable of being decontaminated will be containerized and disposed of as hazardous waste. Equipment used in a response will be deemed fit for use after being used in any response.

Wash Water and Rinsate

If the rinsate or other wastes generated in the clean-up process is determined to be hazardous, it will be properly disposed of as a hazardous waste; otherwise, the material will be disposed of as an industrial waste. It should be noted that wash water and rinsate will not be allowed to drain to surface waters.

EMERGENCY RESPONSE EQUIPMENT AND COMMUNICATION

Due to the small size of the facility, routine communication will be accomplished by voice communication. Emergency alarms are available at the return/fill station and warehouse – these alarms can be activated manually and sound off in the office to indicate an emergency situation. High level alarms are available at the tank farm. Telephones are used in case of a spill or fire emergency to summon assistance. Emergency numbers are posted by phones throughout the facility. Included with these phone numbers is the 24-hour Safety-Kleen spill response number. Figure 5.6-1 provides the locations of fire extinguishers, first-aid kits, emergency eyewashes,

alarms, and spill equipment. Other emergency response equipment (Table 5.6-1) is kept in a small storage area inside the warehouse. This equipment includes mops and buckets, soap, shovels, and spill sorbent pads. Rubber gloves, boots, pumps, and a wet/dry vacuum cleaner are stored in an emergency supply area near the container storage area. Descriptions and uses of the equipment are provided in Table 5.8-1. Adequate aisle space is provided in the container storage area for movement in an emergency situation. The City of Tallahassee supplies water for domestic use, decontamination, and fire fighting. The water pressure supplied by the City of Tallahassee was inadequate for fire-fighting purposes, so a booster pump has been installed at the facility. The fire protection system was installed and certified by the installation contractor in accordance with applicable fire codes.

Pails, hoses, and detergents are the primary equipment that will be used for decontamination. The equipment available at the facility for emergency situations is adequate for most cases. Large or serious emergency situations will be remediated by local emergency response teams or special emergency response or cleanup contractors. The facility is constructed and operates in accordance with National Fire Protection Association (NFPA) standards and applicable local ordinances. Applicable health and safety standards are also observed at the facility.

All facility communications or alarm systems, fire protection equipment, spill control equipment, and decontamination equipment will be tested and maintained as necessary to assure its proper operation in time of emergency.

FIRE CONTROL PROCEDURES

In the event of a fire at the facility, the following activities will be executed.
Call the Fire Department (page iii). [Note: Center aisles are available in container storage areas to permit fire department personnel to pass with fire fighting equipment.]

Act quickly with the fire extinguisher to put out the fire before it spreads.

Call the Police Department (page iii) to maintain traffic and on-lookers and local hospital (page iii) to notify the type and extent of injuries, if any.

Ignitable Wastes

All wastes and products are kept away from ignition sources--Personnel must confine smoking and open flames to remote areas, separate from any solvent (e.g., outside front of facility). The parts washer solvent and paint waste handling areas are separated from the office area to minimize the potential for a fire to spread or injury to personnel to occur.

The tank farm is more than 20 feet from the property line as required in 40 CFR Part 264.198(b).. Likewise, the flammable storage area is 50 feet or more from the property line per 40 CFR Part 264.176. Both of these distances meet the NFPA code for storage of ignitable materials.

Ignitable wastes are handled so that they do not:

1. Become subject to extreme heat or pressure, fire or explosion, or a violent reaction--The parts washer solvents and paint wastes are stored in a tank or in containers, none of which are near sources of extreme heat, fire, potential explosion sources or subject to violent reactions. The tanks are vented and the containers kept at room temperature to minimize the potential for pressure build-up. The tanks are painted white to reflect sunlight and are vented to prevent pressure build-up.
2. Produce uncontrolled toxic mists, fumes, dusts, or gases in quantities sufficient to threaten human health--The vapor pressure of petroleum based parts washer solvent is low (2 mm mercury) and it and the paint waste may react with strong oxidizers and reactive metals only. Toxic mists, fumes, and dusts do not form in quantities sufficient to threaten human health since strong oxidizers are not handled at this facility and the solvent vaporization is minimal under normal working conditions.
   [Note: Drycleaning wastes are initially not flammable, but may produce toxic gases and hydrochloric acid at elevated temperatures (about 1,200°F).]
3. Produce uncontrolled fires or gases in quantities sufficient to pose a risk of fire or explosion--See "1" above and "4" below.
4. Damage the structural integrity of the Safety-Kleen facility--The parts washer solvent and paint wastes do not cause deterioration of the tank, drums, or other structural components of the facility.

Incompatible Wastes

Incompatible wastes are segregated in an appropriate manner in accordance with industry standards. All waste or products are kept away from ignition sources. Employees must confine smoking or open flames to designated safe areas.

Materials are handled so they do not:

a. Generate extreme heat or pressure, fire or explosion, or violent reaction.

b. Produce uncontrolled toxic mists, fumes, dusts, or gases in sufficient quantities to threaten human health.

c. Produce uncontrolled fires or gases in sufficient quantities to pose a risk of fire or explosion.

d. Damage the structural integrity of the Safety-Kleen facility.

Adequate aisle space is maintained to allow unobstructed movement of personnel, fire protection equipment, and decontamination equipment to any area of the facility operation in an emergency.

External Factors

The design of the facility is such that a harmful spill is highly unlikely to occur from most external factors. The storage tanks are inaccessible to non-Safety-Kleen personnel. Also, the container storage areas are in buildings which are inaccessible to unauthorized personnel.

1. Vandalism - Only extreme vandalism would result in a solvent spill or fire. Responses to spills and fires are described in a previous section of this Plan.
2. Employee Strikes - A strike would not result in a solvent spill or fire.
3. Power Failure - A power failure would not result in a spill or fire. Should a power failure occur, all activities requiring electricity will cease.
4. Flooding - The waste management facility elevation is above the projected 100-year flood plain; therefore, a 100-year flood will not affect the facility.
5. Storms or Cold Weather - The solvent return/fill station, tank storage, and the container storage areas are roofed to eliminate the possibility of rain entering the waste management areas. Neither snow, cold weather, nor stormwater is expected to affect the facility.

6. Hurricanes – Safety-Kleen will adhere to the following procedures in the event of an approaching hurricane:

Hurricane Watch

- Compile list of employees with telephone numbers. Give each a call-in number for the branch (Branch Manager cell phone or branch number) in the event operations are interrupted.
- Prepare battery-operated radio (if the facility has one) and other equipment in the case of power outage.
- Complete cleanup of facility property – all empty drums, containers, trash containers, chairs, spill kits, etc. should be brought inside the facility structure.
- Facility services should be restricted to local routes (no more than 30-45 minutes from the facility) in case weather conditions deteriorate.
- Ensure any areas which may be exposed to rainwater are clean and secure filling nozzles.
- Route trucks should be re-fueled prior to the storm, emptied of all wastes and product, secure lift gates and side compartments.
- Ensure all bulk collection trucks have off-loaded into the facility storage tank or Bulk Intermodal Distribution Services (BIDS) terminal.
- Move trucks inside building as possible and park the remaining trucks as close to the building as possible (preferably at the bay doors).
- Secure computers, monitors, etc. and wrap in plastic with tape.
- If possible schedule solvent tanker in a manner, which would allow the maximum volume of liquid to remain in the storage tanks as the structural integrity of a tank increases with content volume. Camlock all ends of hose fittings and turn off valves at the storage tanks.
- After all preparation has concluded, all employees should be sent home and the facility secured. Turn off main breaker.

Hurricane Warning

- All employees are excused from work if their county of residence is put under a hurricane warning. However, the branch manager or other key personnel may be available to perform some last minute activities if weather permits.

- Notification, via incident alert system or telephone, that a hurricane warning has been posted.
- Walk-around of facility to ensure all preparation work conducted under the hurricane watch has been completed.
- Completion of any remaining items that were not finished.

Following Hurricane

- Depending on the intensity of the storm, the following actions should be carried out as soon as conditions permit.
- Employees should phone-in, following local government employee guidelines, for returning to work.
- Branch manager and/or the emergency coordinator should be the first people to enter the facility. Perform a complete walk-around of the facility checking for security of premises, waste management areas, determine if there are any safety issues that pose risk for employees, inspect for any damage, looting, or theft and generate a list of items to report.

EVACUATION PLAN

In an uncontrolled emergency, all persons are to be evacuated from the area by means of a verbal cry or use of the public address system and are to assemble across the street from the entrance drive to the facility to assure that all personnel are accounted for and out of the area. The emergency coordinator may elect to use a car horn as a means of emergency notification. A head count will be performed by the emergency coordinator. The Fire Department must be notified at the time of evacuation either from a safe onsite building or neighboring facilities. Clearly marked exits exist in warehouse and office area.

AVAILABILITY AND REVISION OF THE PREPAREDNESS, PREVENTION, AND CONTINGENCY PLAN

This Plan and all revisions to the Plan are kept at the facility and regularly updated throughout the operating life of the facility. Copies of this document are provided to local authorities and organizations listed under the Preparedness and Prevention Plan, which may be called upon to provide emergency services. This Plan and all revisions to the Plan are made readily available to employees working at the facility.

This Plan is reviewed and updated, if necessary, whenever:

1. The facility permit is modified to allow new process wastes to be stored or treated, or applicable regulations are revised;
2. The list or location of emergency equipment changes;
3. The facility changes in its design, construction, operation, maintenance, or other circumstances in a way that:
    a. Materially increase the potential for fires, explosions, or releases of hazardous waste or hazardous waste constituents, or
    b. Changes in response necessary in an emergency.
4. The names, addresses, or phone numbers of emergency coordinators change;
5. The employee assigned to each emergency task changes, or
6. The plan fails when implemented in an emergency.

ARRANGEMENTS WITH LOCAL AUTHORITIES

Arrangements have been made to familiarize the Police Department, Fire Department, and local emergency response teams with the layout of the facility, properties of hazardous materials handled (Material Safety Data Sheets) at the facility and associated hazards, places where facility personnel would normally be working, entrances to and roads inside the facility, and possible evacuation routes. The local fire department also conducts annual fire inspections to ensure we are in compliance, and this also gives the Department an opportunity to familiarize themselves with the layout of the facility in person.

Arrangements have been made to familiarize the local hospital with the properties of hazardous waste handled at the facility and the types of injuries or illnesses which would result from fires, explosions, or releases at the facility.

Appendix A of this Plan (located at the end of this section) includes copies of example distribution letters for transmittal. Copies of updated transmittal letters are kept on file at the facility.

Appendix A

Example Letters to Local Authorities

_____
(Date)

Certified Mail

Tallahassee Police Department
234 East 7th Avenue
Tallahassee, FL 32302

RE: Safety-Kleen Systems, Inc., 4426 Entrepot Blvd., Tallahassee, Florida

Dear Sir/Madam:

Under terms of the Environmental Protection Agency (EPA) regulations 40 CFR 264, Subpart D, Safety-Kleen Systems, Inc. (SK) must provide local police, fire departments, hospitals, and state or local emergency response teams with a copy of the contingency plan for the above-referenced facility, and any revisions to the plan. A copy of the updated contingency plan is enclosed for your files. Please review this updated contingency plan.

EPA regulations 40 CFR 264, Subpart C, require that SK attempt to make arrangements for the provision of emergency assistance. Emergency assistance for this facility may be needed from the police and fire departments, state emergency response teams, and hospitals. The completion and return of the enclosed form will acknowledge receipt of this update to the contingency plan and provides your agreement/refusal to be available for emergency assistance.

Thank you for your cooperation in this matter. Should you have any questions or desire to visit our facility, please contact me at (850) 576-9764.

Sincerely,

Branch Manager
Safety-Kleen – Tallahassee

Enclosures: SK Tallahassee Contingency Plan

_____
(Date)

Tallahassee Police Department
234 East 7th Avenue
Tallahassee, FL 32302

Branch Manger
Safety-Kleen Systems, Inc.
4426 Entrepot Blvd.
Tallahassee, FL 32302

RE: Safety-Kleen Systems, Inc., 4426 Entrepot Blvd., Tallahassee, Florida

Dear Branch Manager:

This is to acknowledge that the Tallahassee Police Department has been made aware of the potential need for emergency assistance associated with the operation of the Safety-Kleen Systems, Inc. (SK) facility at 4426 Entrepot Blvd., Tallahassee, FL. The Tallahassee Police Department understands that the emergency coordinator is available to provide additional information on the nature of assistance that may potentially be required, type of physical and chemical hazards that may potentially be encountered, and the type of injury or illness that may potentially occur.

This is to acknowledge receipt of the updated contingency plan information for the Tallahassee, Florida facility.

The Tallahassee Police Department _____ (agrees/declines) to be available to provide emergency assistance for the Safety-Kleen Systems, Inc. facility at 4426 Entrepot Blvd., Tallahassee, FL 32310.

Sincerely,

_____
(Signature)

_____
(Title)

_____
(Date)

Certified Mail

Tallahassee Memorial Medical Center
1300 Miccusukee Road
Tallahassee, FL 32308

RE: Safety-Kleen Systems, Inc., 4426 Entrepot Blvd., Tallahassee, Florida

Dear Sir/Madam:

Under terms of Environmental Protection Agency (EPA) regulations 40 CFR 264, Subpart D, Safety-Kleen Systems, Inc. (SK) must provide local police, fire departments, hospitals, and state or local emergency response teams with a copy of the contingency plan for the above-referenced facility, and any revisions to the plan. A copy of the updated contingency plan is enclosed for your files. Please review this updated contingency plan.

EPA regulations 40 CFR 264, Subpart C, require that SK attempt to make arrangements for the provision of emergency assistance. Emergency assistance for this facility may be needed from the police and fire departments, state emergency response teams, and hospitals. The completion and return of the enclosed form will acknowledge receipt of this update to the contingency plan and provides your agreement/refusal to be available for emergency assistance.

Thank you for your cooperation in this matter. Should you have any questions or desire to visit our facility, please contact me at (850) 576-9764.

Sincerely,

Branch Manager
Safety-Kleen – Tallahassee

Enclosures: SK Tallahassee Contingency Plan

_____
(Date)

Tallahassee Memorial Medical Center
1300 Miccusukee Road
Tallahassee, FL 32308

Branch Manager
Safety-Kleen Systems, Inc.
4426 Entrepot Blvd.
Tallahassee, FL 32310

RE: Safety-Kleen Systems, Inc., 4426 Entrepot Blvd., Tallahassee, Florida 32310

Dear Branch Manager:

This is to acknowledge that the Tallahassee Memorial Medical Center has been made aware of the potential need for emergency assistance associated with the operation of the Safety-Kleen Systems, Inc. (SK) facility at 4426 Entrepot Blvd., Tallahassee, Florida. The Tallahassee Memorial Medical Center understands that the emergency coordinator is available to provide additional information on the nature of assistance that may potentially be required, type of physical and chemical hazards that may potentially be encountered, and the type of injury or illness that may potentially occur.

This is to acknowledge receipt of the updated contingency plan information for the Tallahassee, Florida facility.

The Tallahassee Memorial Medical Center _____ (agrees/declines) to be available to provide emergency assistance for the Safety-Kleen Systems, Inc. facility at 4426 Entrepot Blvd., Tallahassee, Florida 32310.

Sincerely,

_____
(Signature)

_____
(Title)

_____
(Date)

Certified Mail

Tallahassee Fire Department
327 North Adams
Tallahassee, FL 32301

RE: Safety-Kleen Systems, Inc., 4426 Entrepot Blvd., Tallahassee, Florida

Dear Sir/Madam:

Under terms of Environmental Protection Agency (EPA) regulations 40 CFR 264, Subpart D, Safety-Kleen Systems, Inc. (SK) must provide local police, fire departments, hospitals, and state or local emergency response teams with a copy of the contingency plan for the above-referenced facility, and any revisions to the plan. A copy of the updated contingency plan is enclosed for your files. Please review this updated contingency plan.

EPA regulations 40 CFR 264, subpart C, require that SK attempt to make arrangements for the provision of emergency assistance. Emergency assistance for this facility may be needed from the police, fire departments, state emergency response teams, and hospitals. The completion and return of the enclosed form will acknowledge receipt of this update to the contingency plan and provides your agreement to be available for emergency assistance.

Thank you for your cooperation in this matter. Should you have any questions or desire to visit our facility, please contact me at (850) 576-9764.

Sincerely,

Branch Manager
Safety-Kleen – Tallahassee

Enclosures: SK Tallahassee Contingency Plan

_____
(Date)

Tallahassee Fire Department
327 North Adams
Tallahassee, FL 32301

Branch Manager
Safety-Kleen Systems, Inc.
4426 Entrepot Blvd.
Tallahassee, FL 32310

RE: Safety-Kleen Systems, Inc., 4426 Entrepot Blvd., Tallahassee, Florida

Dear Branch Manager:

This is to acknowledge that the Tallahassee Fire Departmetn, has been made aware of the potential need for emergency assistance associated with the operation of the Safety-Kleen Systems, Inc. (SK) facility at 4426 Entrepot Blvd., Tallahassee, Florida. The Tallahassee Fire Department understands that the emergency coordinator is available to provide additional information on the nature of assistance that may potentially be required, type of physical and chemical hazards that may potentially be encountered, and the type of injury or illness that may potentially occur.

This is to acknowledge receipt of the updated contingency plan information for the Tallahassee, Florida facility.

The Tallahassee Fire Department _____ (agrees/declines) to be available to provide emergency assistance for the Safety-Kleen Systems, Inc. facility at 4426 Entrepot Blvd., Tallahassee, Florida 32310.

Sincerely,

_____
(Signature)

_____
(Title)

REVISION 0 - 09/16/19

FIGURE 5.1-1
TRUCK TRAFFIC PATTERNS AND LOADING/UNLOADING AREAS OF HAZARDOUS WASTE
SAFETY-KLEEN SYSTEMS, INC.
TALLAHASSEE, FLORIDA

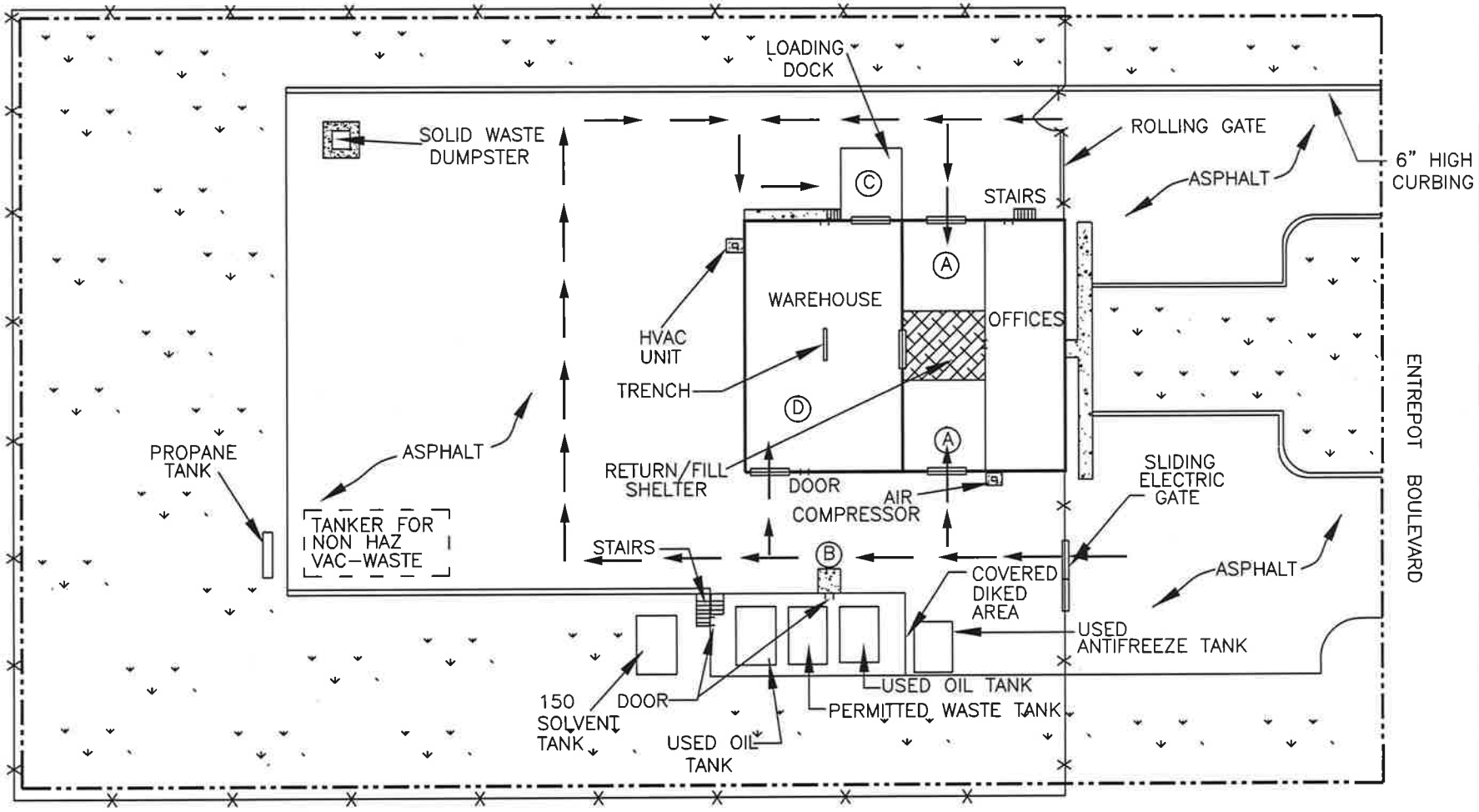

LEGEND

- FENCE
- PROPERTY BOUNDARY
- CONCRETE
- GRATING
- VEGETATION
- ROLL UP DOOR
- TRUCK TRAFFIC PATTERN

(A) LOADING AND UNLOADING OF CONTAINERS WITH SOLVENTS FROM VANS

(B) LOADING AND UNLOADING OF PARTS WASHER SOLVENT AND USED OIL FROM TANKER TRUCKS

(C) LOADING AND UNLOADING OF CONTAINERIZED WASTE AND PRODUCT

(D) LOADING AND UNLOADING OF CONTAINERIZED WASTES FROM LOCAL AREA VANS

N

0 50
APPROXIMATE SCALE (FEET)

PROJECTS\0479208 SAFKLN\CAD Files\TALLAHASSEE\2019\FIGURE 5.1-1.DWG YMG REV 09/10/19

ERM.

FIGURE 5.1-2
LOCATION OF HAZARDOUS WASTE MANAGEMENT AREAS
SAFETY-KLEEN SYSTEMS, INC.
TALLAHASSEE, FLORIDA

REVISION 0 - 09/16/19

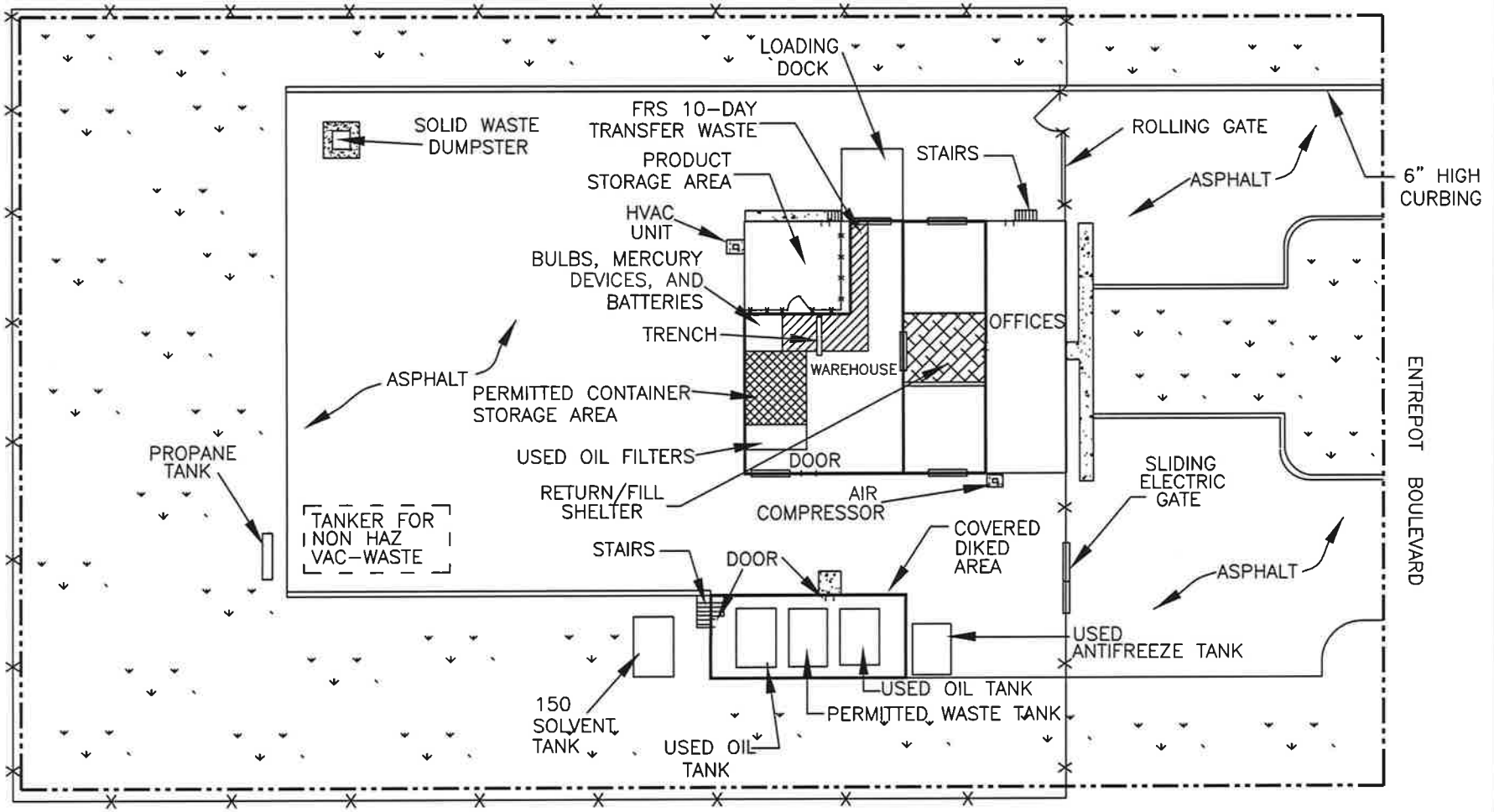

LEGEND

- FENCE
- PROPERTY BOUNDARY
- HAZARDOUS WASTE MANAGEMENT AREA
- CONCRETE
- GRATING
- VEGETATION
- ROLL UP DOOR

N

0 50
APPROXIMATE SCALE (FEET)

PROJECTS\0479208 SAFKLN\CAD Files\TALLAHASSEE\2019\FIGURE 5.1-2.DWG YMG REV 09/12/19

ERM

FIGURE 5.1-3
EVACUATION PLAN
SAFETY-KLEEN SYSTEMS, INC.
TALLAHASSEE, FLORIDA

REVISION 0 - 09/16/19

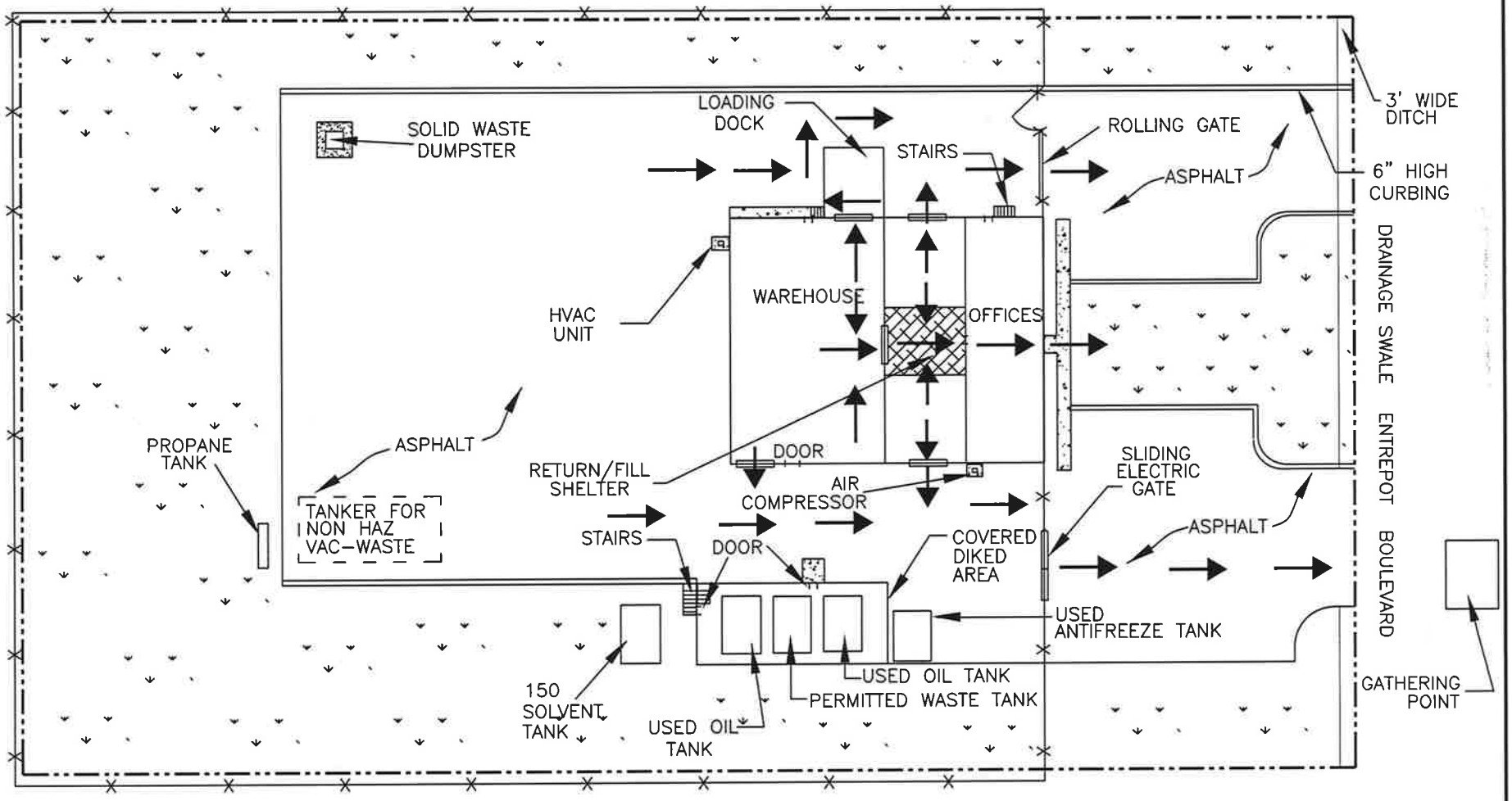

LEGEND

- FENCE
- PROPERTY BOUNDARY
- CONCRETE
- GRATING
- VEGETATION
- EVACUATION ROUTE

N

0 50
APPROXIMATE SCALE (FEET)

ERM.

PROJECTS\0479208 SAFKLN\CAD Files\TALLAHASSEE\2019\FIGURE 5.1-3.DWG YMG REV 09/10/19

CleanHarbors
ENVIRONMENTAL SERVICES, INC.

CO Safety Security Inspection

Form Code: 29

Compliance Header	
Inspector Name	
Area of Inspection	
Inspection Date and Time	
CO Safety Security Inspection Instructions	
Note condition of inspection items. If item does not apply to an area, mark N/A. All unsatisfactory findings must be explained below. Include any repairs, changes or other remedial actions required or performed.	
CO Safety Security Inspection Items	
Perimeter Fences - Check for evidence of failure (e.g., broken ties, corrosion, holes, distortion, other).	
Gates/External Warehouse Doors - Check for evidence of failure (e.g., locking mechanism, broken ties, corrosion, holes, distortion, direct access doors working properly, other).	
Warning Signs - Check for evidence of failure (e.g., missing, faded, other).	
Exit Signs - Check for evidence of failure (e.g., missing sign, illumination, lamp bulbs, battery backup, other).	
Exits/Firelanes/Evacuation Routes - Check that all routes are clear or unobstucted.	
Lighting System - Check for evidence of failure (e.g. expired lamps, effectiveness, location, other).	
Emergency Lighting System - Check for evidence of failure (e.g., expired lamps, battery backup, effectiveness, other).	
Accessibility of Safety Equipment/Protective Gear - Check for evidence of availability (e.g.,	

hardhats, faceshields, goggles, safety glasses, boots, gloves, aprons, uniforms, duct tape, absorbents, other).	
Adequate Supply of Safety Equipment/Protective Gear - Check for evidence of availability (e.g., cleanliness, inventory available, other).	
Condition of Safety Equipment - Check for evidence of failure (e.g., review PPE for damage or excessive wear, other).	
Breathing Apparatus Accessibility - Check for evidence of availability (e.g. SCBA respirators, equipment, other).	
Breathing Apparatus Adequate Supply/Full Charge - Check for evidence of availability (e.g., SCBA tanks, charged, other).	
Breathing Apparatus Condition - Check for evidence of failure (e.g., SCBA damage, other).	
First Aid Kits - Check for evidence of availability (e.g., adequate inventory, other).	
Bloodborne Pathogen Kits - Check for evidence of availability (e.g., adequate inventory, other).	
Emergency Eyewashes - Check for evidence of failure (e.g., disconnected or malfunctioning valves, inadequate pressure, inaccessible, malfunctioning drain, leaking, other). Emergency Showers - Check for evidence of failure (e.g., disconnected or malfunctioning valves, inadequate pressure, inaccessible, leaking, other).	
Internal/External Communication - Check for evidence of failure (e.g., inadequate supply of phones or radios, malfunctioning intercom, telephones not working properly, emergency alarm does not work, phone moved from proper location, other).	
Fire Extinguishers - Check for evidence of failure (e.g., overdue inspection, not charged,	

inaccessible, other).	
Absorbent Supply - Check for evidence of availability (e.g., adequate inventory, other).	
Recovery Drum Supply - Check for evidence of availability (e.g., adequate inventory, other).	
Respirators and Cartridges - Check for evidence of availability (e.g., adequate APR inventory, other).	
Fire Suppression System Accessibility - Check for evidence of failure (e.g., monitors, pull stations, alarms, other).	
Fire Suppression System Operable - Check for evidence of failure (e.g., test, other).	
Water Lines/Hydrants - Check for evidence of failure (e.g., blocked, broken, other).	
Alarm Systems - Check for evidence of failure (e.g., test, other).	
Fire Blankets - Check for evidence of availability (e.g., adequate inventory, other).	
Strainer on Fire Suppression System - Check for evidence of failure (e.g., functioning as intended, other).	
Surveillance System/Guard Service - Check for evidence of failure (e.g., equipment or service provided and functioning properly, other).	
Supplied Air Delivery System and Reserve - Check for evidence of failure (e.g., system operational, epuipment functioning, other).	
Decontamination Equipment/Spill Clean-up Equipment - Check for evidence of availability (e.g., adequate supply of shovels, mops, cleaning solvents, available inventory, other).	
Portable Sump Pumps - Check for evidence of availability (e.g., adequate inventory, functioning properly, other). Gasoline Pumps - Check for evidence of failure (e.g., broken parts, leaks, other).	

Loud Speakers - Check for evidence of failure (e.g., test, other).	
Chocked Wheels on Parked Vehicles - Check for evidence of failure (e.g., chocks not used, missing, deteriorated, other).	
Cylinders Secure - Check for evidence of failure (e.g., properly stored, secured, chained, other).	
Ventilation Operable - Check for evidence of failure (e.g., system working as intended, other).	
Fall Protection - Check for evidence of availability (e.g., adequate inventory, integrity of equipment, other).	
Electrical Boxes - Check for evidence of failure (e.g., closed, not blocked, marked properly, other). Emergency Contact Info Posted - Check for evidence of availability (e.g., up-to-date postings, location requirement, other).	
Hearing Protection Available - Check for evidence of availability (e.g., type appropriate per location, other). Housekeeping - Check for evidence of failure (e.g., blocked egress, proper storage, procedure followed, other).	
Portable Compressor - Check for evidence of availability (e.g., adequate inventory, functioning properly, other). Lime Supply - Check for evidence of availability (e.g., adequate inventory, other).	
QC Lab Hood - Check for evidence of failure (e.g., functioning properly, other).	
Rolloff Parking Area - Check for evidence of failure (e.g., housekeeping, staging, other).	
Dumpster/Outside Containers - Check for evidence of failure (e.g., housekeeping, condition, appropriate use and storage, other)	

Stormwater Collection System - Check for evidence of failure (e.g., functioning properly, damaged equipment, integrity, other).	
Rally Point - Check for evidence of failure (e.g., location identified, communication, other).	
Visitor Log - Check for evidence of failure (e.g., available, communication, proper use, other).	
Contingency Plan - Check for evidence of failure (e.g., available, up-to-date, communication, other).	
Wind Instrument/Wind Sock - Check for evidence of failure (e.g., operational, functioning properly, not broken, other).	
Compliance Footer	
Inspector Signature	
Attach Photo	
Inspection Overall Assessment	

Figure 5.2-1

Safety-Kleen Tallahassee, Florida – Weekly Inspection of Safety & Emergency Equipment

Inspectors Name/Title:

_____

DATE (MM/DD/YY)

_____

TIME

SAFETY & EMERGENCY EQUIPMENT

Fire Extinguishers: **A N**

If "N" circle appropriate problem: Overdue inspection, inadequately charged, inaccessible, other: _____

Eyewash and Shower: **A N**

If "N" circle appropriate problem: disconnected or malfunctioning valves, inadequate pressure, inaccessible, malfunctioning drain, leaking, other: _____

First Aid Kit: **A N**

If "N" circle appropriate problem: inadequate inventory, other: _____

Spill Cleanup Equipment: **A N**

If "N" circle appropriate problem: inadequate supply of sorbent, towels and/or clay, inadequate supply of shovels, Mops, empty drums, wet/dry vacuum, other: _____

Personal Protective Equipment: **A N**

If "N" circle appropriate problem: inadequate supply of aprons, gloves, glasses, respirators, other: _____

Communication Devices: **A N**

If "N" circle appropriate problem: inadequate supply of telephones, malfunctioning telephone(s), malfunctioning Intercom, emergency alarm does not work, telephones are not located where needed, other: _____

SECURITY DEVICES

Gates and Locks **A N**

If "N" circle appropriate problem: sticking, corrosion, lack or warning signs, fit, other: _____

Fence **A N**

If "N" circle appropriate problem: broken ties, corrosion, holes, distortion, other: _____

MISCELLANEOUS EQUIPMENT

Dry Dumpster: **A N**

If "N" circle appropriate problem: rust, corrosion, split seams, distorting, deterioration, excess debris, liquids in unit, Other: _____

Observations, comments, date and specific nature of repairs or any items indicated as "NOT ACCEPTABLE"

_____

_____

_____

A = Acceptable N = Not Acceptable: Circle appropriate item for each line above and note specific problem until issue is fixed.

REVISION 0 - 09/16/19

FIGURE 5.6–1
LOCATION OF EMERGENCY EQUIPMENT
SAFETY–KLEEN SYSTEMS, INC.
TALLAHASSEE, FLORIDA

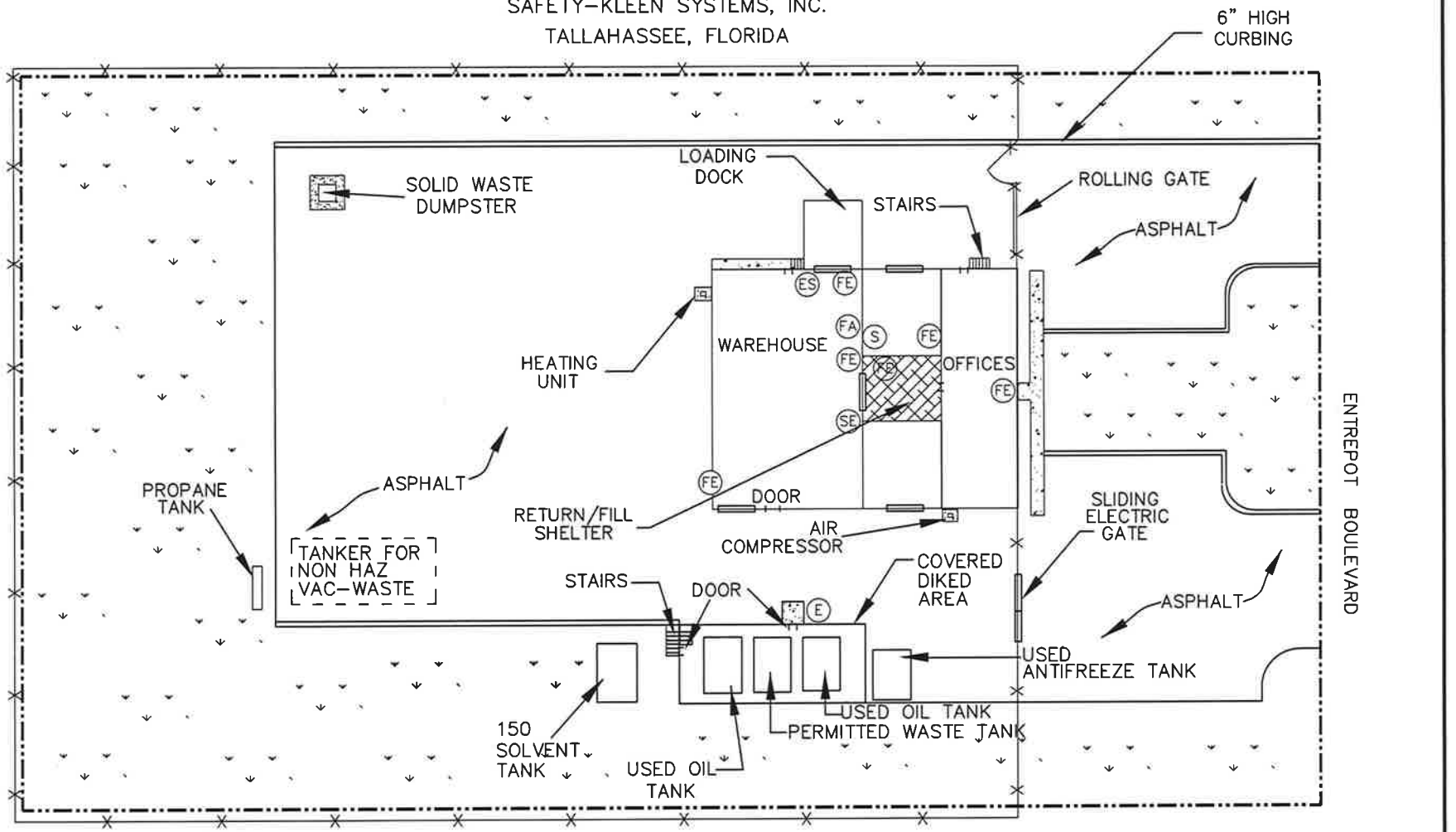

LEGEND

- FENCE
- PROPERTY BOUNDARY
- CONCRETE
- GRATING
- VEGETATION
- ROLL UP DOOR

- (E) EYEWASH
- (ES) EYEWASH AND SHOWER
- (FA) FIRST AID
- (FE) FIRE EXTINGUISHER
- (S) SHOWER
- (SE) SPILL EQUIPMENT

N

0 50

APPROXIMATE SCALE IN FEET

PROJECTS\0479208 SAFKLN\CAD Files\TALLAHASSEE\2019\FIGURE 5.6–1.DWG YMG REV 09/10/19

ERM.

REVISION 0 - 09/16/19

FIGURE 5.6-3
CONTAINER STORAGE AREA
SAFETY-KLEEN SYSTEMS, INC.
TALLAHASSEE, FLORIDA

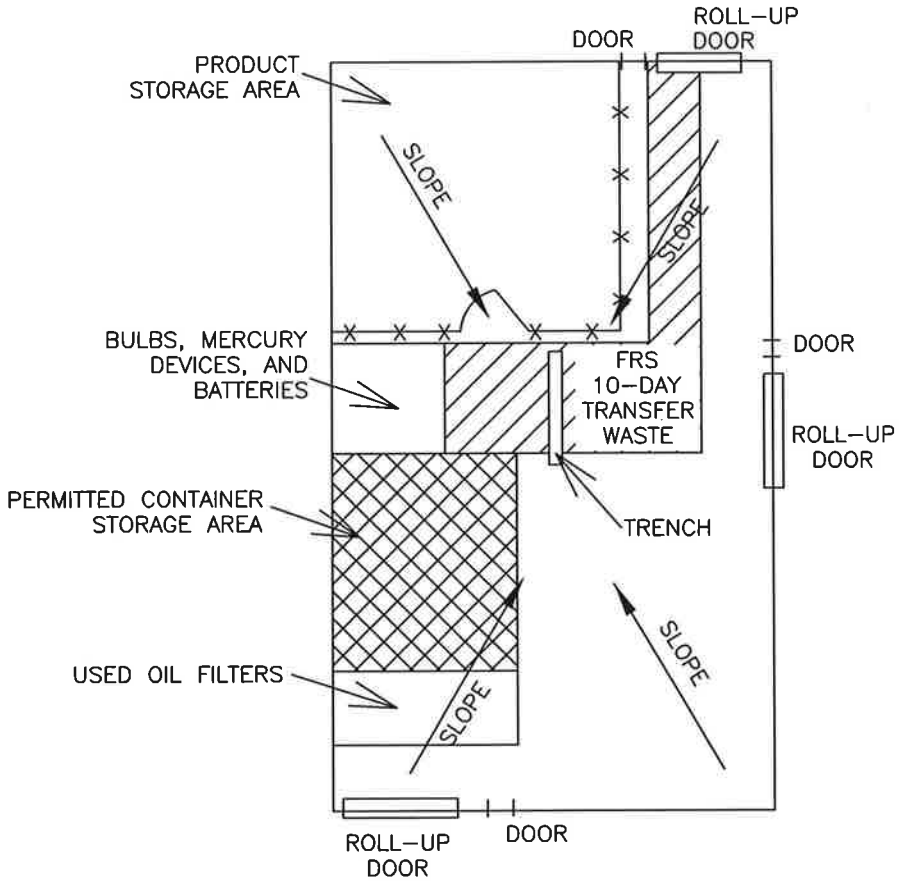

LEGEND

FENCE

N

0 20

APPROXIMATE SCALE (FEET)

PROJECTS\0479208 SAFKLN\CAD Files\TALLAHASSEE\2019\FIGURE 5.6-3.DWG YMG REV 09/12/19

ERM.

REVISION 0 – 09/16/19

FIGURE 5.6-4
RETURN/FILL SHELTER
SAFETY-KLEEN SYSTEMS, INC.
TALLAHASSEE, FLORIDA

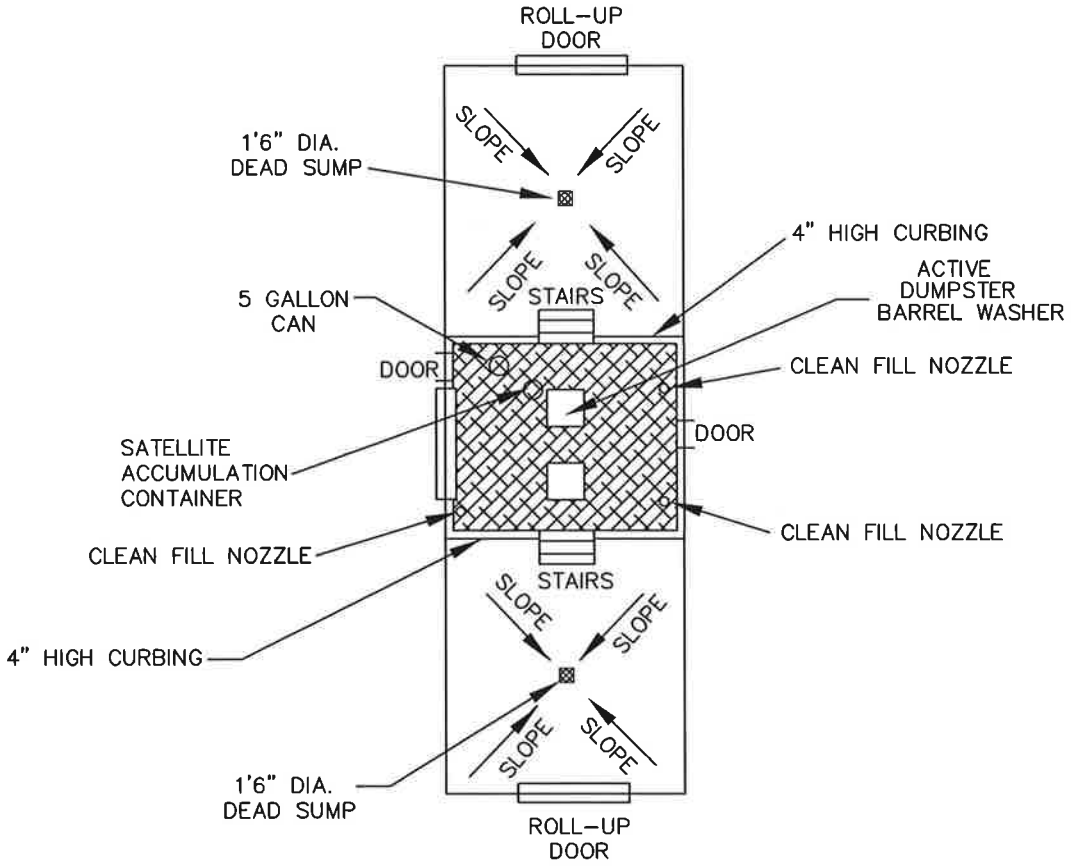

LEGEND

GRATING

N

0 APPROXIMATE SCALE 20

FEET

PROJECTS\0479208 SAFKLN\CAD Files\TALLAHASSEE\2019\FIGURE 5.6–4.DWG YMG REV 08/21/19

ERM

REVISION 0 – 09/16/19

FIGURE 5.6-5
TANK FARM AREA
SAFETY-KLEEN SYSTEMS, INC.
TALLAHASSEE, FLORIDA

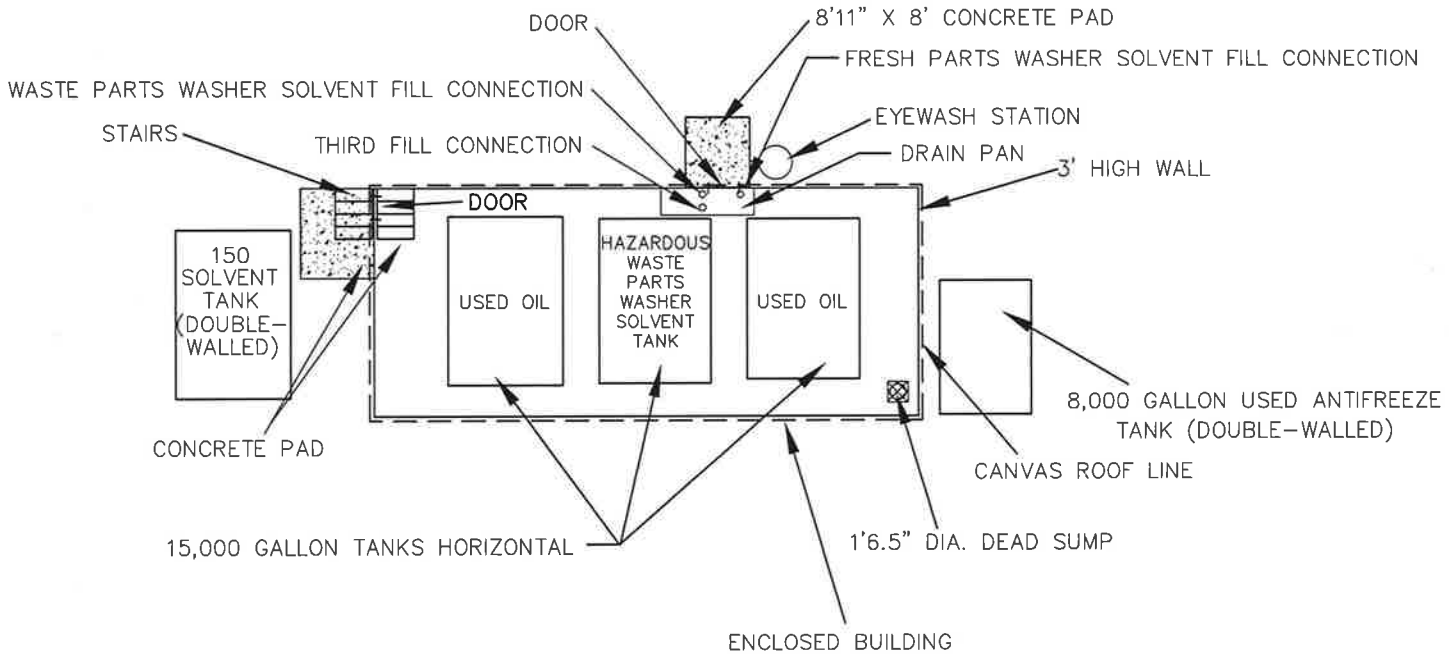

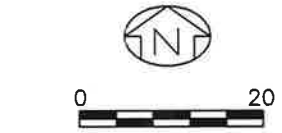

APPROXIMATE SCALE IN FEET

REVISED 08/15/94

PROJECTS\0479208 SAFKLN\CAD Files\TALLAHASSEE\2019\FIGURE 9.2-1.DWG YMG REV 09/10/19

ERM.

TABLE 5.1-1
PERMITTED AND TRANSFER WASTES

Waste Type	Process Code(s)	Estimated Annual Amounts (Tons)	Waste Codes
Spent Parts Washer Solvent	S01* S02**	384	D001 and D-codes listed in note below
Branch-Generated Liquids/Solids (Debris)	S01*	4	D001 and D-codes listed in note below; F002, F003, F005
Dumpster Sediment	S01*	Included above	D001 and D-codes listed in note below
Tank Bottoms	S01*	Included above	D001 and D-codes listed in note below
Used Immersion cleaner (IC 699)	S01*	6	D-codes listed in note below
Dry Cleaning Waste (Perchloroethylene)	S01*	5	F002 and D-codes listed in note below
Dry Cleaning Waste (Non-perchloroethylene)	S01*	Included above	D-codes listed in note below
Paint Wastes	S01*	18	D001, F003, F005 and D-codes listed in note below
Retain Samples from Used Oil Operations	S01 *	2	D008, D018, D039, D040
Spent Aerosol Cans	S01 *	< 1	D001, D035
Fluid Recovery Service (FRS)	S01***	100	Transfer wastes-waste codes assigned by generator
Aqueous Brake Cleaner	S01 ***	8	Transfer waste-none, unless assigned by generator
Mercury-Containing Lamps/Devices	N/A***	Less than 2.2	N/A-handled as non-hazardous transfer wastes

NOTES:

D-Codes: D004, D005, D006, D007, D008, D009, D010, D011, D018, D019, D021, D022, D023, D024, D025, D026, D027, D028, D029, D030, D032, D033, D034, D035, D036, D037, D038, D039, D040, D041, D042, D043

* This waste will be stored in containers in the container storage area, or may be received as 10-day transfer waste and stored as such. The maximum capacity in the container storage area for permitted hazardous waste is 6,912 gallons.

** The spent parts washer solvent storage tank has a capacity of 15,000 gallons and may be filled up to 14,250 gallons.

*** This waste will be held for transfer in containers in the transfer area and designated mercury bulb storage area.

TABLE 5.2-1

INSPECTION SCHEDULE

Area/Equipment	Specific Item	Types of Problems	Frequency of Inspection
Safety Equipment	Fire Extinguishers	Overdue inspection Inadequate charge Inaccessible	Weekly
	Eyewash	Disconnected/malfunctioning valves Pressure Inaccessible	Weekly
	First-Aid Kit	Inadequate inventory	Weekly
	Spill Cleanup Equip	Inadequate supply	Weekly
	PPE	Inadequate supply	Weekly
Security Equipment	Gates and Locks	Sticking, corrosion, lack of warning signs	Weekly
	Fence	Broken ties, corrosion, holes	Weekly
Storage Tanks	Volume in Tank	Never more than 95% full	Daily
	Tank Exterior	Rusty, loose anchoring, grounding, wet spots, leaks, discoloration	Daily
	High Level Alarms	Malfunctioning siren/light	Daily
	Volume Gauges	Disconnected/ sticking, condensation	Daily
Secondary Containment	Bottom and Walls	Cracks, debris, ponding, wet spots, stains, deterioration, displacement, leaks	Daily
	Rigid Piping and Supports	Distortion, corrosion, paint failures, leaks	Daily
Transfer Pumps and Hoses	Pump Seals	Leaks	Daily
	Motors	Overheating	Daily
	Fittings	Leaks	Daily
	Valves	Leaks, sticking	Daily
	Hose Connections and Fittings	Cracks, loose, leaks	Daily
	Hose Body	Crushed, cracked, thin spots, leaks	Daily

TABLE 5.2-1

INSPECTION SCHEDULE

Area/Equipment	Specific Item	Types of Problems	Frequency of Inspection
Return/Fill Station	Wet Dumpster	Excess sediment build-up, leaks, rust, split seams, distortion, deterioration, excess debris	Daily
Container Storage Area	Total Volume in Storage Condition of Drums Stacking/Placement/Aisle Space	Exceeds permitted limit Missing or loose lids, labels missing, incomplete or incorrect, rust, leaks, distortion Containers not on pallets, unstable stacks, inadequate aisle space	Daily Daily Daily
Secondary Containment	Curbing, Floor and Sump	Ponding/wet spots, deterioration, displacement, leaks, other	Daily

TABLE 5.6-1

EMERGENCY RESPONSE EQUIPMENT

Description	Type/Capacity	Location	Quantity
Fire Extinguisher	ABC (10 lb)	Office Warehouse Return/Fill Tank Farm	1 3 2 0
Eyewash/Shower	Fountain	Warehouse Return/Fill Area Tank Farm	1 1 1
First-Aid	OSHA Compliant	Warehouse	1
Telephones	Standard	Office	Min. 6
Telephones	Standard	Warehouse	1
Intercom	Explosion Proof	All Buildings	N/A
Gloves	Rubber	Emergency Equip Area	Min. 3
Boot covers	Rubber	Emergency Equip Area	Min. 3
Protective Clothing	Apron	Emergency Equip Area	Min. 2
Eye Protection	Goggles/Safety Glasses	Emergency Equip Area	Min. 3
Sorbent Material	Oil Absorbing	Emergency Equip Area	Min. 1 bag
Shovel	Standard	Emergency Equip Area	Min. 1
Mop and Bucket	Standard	Emergency Equip Area	Min. 1
Respirator	Air Purifiers	Emergency Equip Area	Min. 2
Pump	Hand-held, Electric	Return/Fill Area	Min. 1
Wet/Dry Vacuum	Portable, Electric	Emergency Equip Area	1
Empty Drums for Overpack	30, 55, 85 gal.	Container Storage Area	4
High Level Alarms	Automatic	Tank Farm	1

TABLE 5.8-1

DESCRIPTION AND USES OF EMERGENCY EQUIPMENT

Item	Location	Use/Description
Gloves	Warehouse cage/Emergency Equipment Area	To be used when handling the solvents and chemical containers.
Safety Glasses or Face Mask	Warehouse cage/Emergency Equipment Area	To be worn when loading or unloading solvent.
Plastic Aprons	Warehouse cage/Emergency Equipment Area	For situations where a solvent may get on the workers clothing.
Eyewash Stand	Container storage area /area/tank farm	The workers should operate the stand and Become familiar with its operation
Showers	Return/fill/container storage area	These are used for emergency exposure situations.
Fire Extinguisher	Office/Return Fill/Warehouse/Tank Farm	An ABC extinguisher is a universal system used on paper, wood, and electrical, as well as solvent fires. The extinguishers must be full and carry an inspection tag.
Absorbent Material	Loading/Unloading Area/Warehouse	An adequate supply will be on hand to handle small spills. A 50 lb bag will also be kept in the warehouse to remediate and prevent spread of large spills
Portable Pumps Wet/Dry Vac	Warehouse	For use in picking up liquid spills in the container containment area, or other paved areas, and transfer materials associated with spills
Recovery Containers	Warehouse	Emergency storage of spilled product, cleaning fluids, or other materials associated with spills
Plastic	Warehouse	Used for containment of decontamination zones
Duct Tape	Warehouse	Taping of protective clothing, plastic, and other uses
First-aid	Office/Warehouse	Minor first-aid needs and health problems
Shovels/Mops	Warehouse	Used to collect spills and residue
Communication Equip	Facility Wide	Phones with intercom systems in office/warehouse for internal and external communications
Decon. Equip.	Warehouse	2 brushes, box of detergent, rags, available for decon of clean up equip.
High-level Alarm	Tank Farm	Automatic alarm that will sound in the event tanks reach a certain level in order to prevent over-filling

PERSONNEL TRAINING

This section of the permit application describes Safety-Kleen's training program. All position descriptions referenced may not be present at this facility. Training plan outlines, job descriptions, training content, frequency and techniques are described as well as the implementation of the training program. The information presented in this section is a representative example of employee training at Safety-Kleen. Variations in individual training may occur.

The purpose of Safety-Kleen's training program is to familiarize employees with environmental regulations, records, and emergency procedures so they will perform their activities in the safest and most efficient manner possible.

DESCRIPTION OF TRAINING PROGRAM

Each employee is trained to operate and maintain the service center safely, and to understand hazards unique to job assignments. New managers must complete a formal introductory training program before starting their jobs, with annual review and update thereafter. New Sales and Service Representatives and all other hazardous waste employees must undergo a combination of classroom and on-the-job training prior to working with hazardous waste. Personnel involved in direct handling of hazardous waste do not work unsupervised until they have completed the entire initial hazardous waste training course.

Outline of Training Program

An outline of the training program given initially to employees who manage or handle Hazardous Waste at the Branch is presented in Table 6.1-1.

Job Title/Job Description

Job descriptions for employees who would be expected to manage or handle hazardous Wastes are provided in Tables 6.1-2 through 6.1-9.

Training Content, Frequency, and Techniques

Employee training is accomplished using classroom, online, videotape, written, and on-the-job methods. All new employees whose responsibilities require 24-Hour Hazardous Waste Operations and Emergency Response (Hazwoper) training will receive at least five days of instruction at the Safety-Kleen Training Center. This training program provides a consistent and quality hazardous waste operations training program.

The training that a new operations employee will receive is divided into two parts.

- Two weeks of employment will be spent at the Safety-Kleen Training Center. The new employee will receive a company orientation, including a review of company benefits, and hazardous waste operations training.
- The second part of new employee training is site specific training. When the new employee returns to the Branch, qualified individuals delegated by Branch management will complete facility specific training. This will include such things as permit requirements, emergency contingency plan training, location of emergency equipment, etc.

The job tasks a person performs will dictate the type of instruction required. Courses taught at the Safety-Kleen Training Center will include a company and benefit orientation, 24-hour Hazwoper training, Hazardous Materials Transportation Skills (HMTS) training, and Driver Safety training, as well as job specific training.

The following presents the specific training requirements for new Safety-Kleen employees who will manage or handle hazardous waste.

Training of New Branch General Managers: New Branch Managers are trained for several weeks before they begin their new positions. This training is given on-the-job. During this training, the new manager reviews environmental records and learns the recordkeeping requirements. These records include: manifests, personnel records, training records, service center inspection records, and spill reports. At least eight hours of this initial training consists of an introduction to environmental regulations, and a review of the Part B, including the Waste Analysis Plan, Preparedness and Prevention Plan, Contingency Plan, Training Plan, and Closure Plan.

Training of New Customer Service Manager: The Customer Service Manager is responsible for administrative operations at the Branch. Training is on location in the form of periodic training topics. This training includes an introduction to environmental regulations (including the Resource Conservation and Recovery Act), health and safety issues, emergency response and inventory (including waste) reconciliation methods. Additional time is spent reviewing past environmental compliance at the facility. Also, while being trained at the Branch where they will be stationed, a new Customer Service Manager will review environmental records and learn the recordkeeping and inspection requirements. These records include: manifests, personnel records, training records, service center inspection records, and spill reports.

Training of New Secretaries: Secretaries are trained in the proper recordkeeping procedures as soon as they begin working for Safety-Kleen. While they are not usually responsible for preparing the documentation, they must check it for accuracy and completeness and then process or file it as required. Additional training is overseen by Branch Manager and is done within six months of starting. This training is often presented in periodic training topics on emergency response, shipping documents (including manifests), drum labels, and other safety and environmental compliance issues.

Training of New Sales and Service Representatives, Market Sales Specialists: These personnel are trained on-the-job for two weeks during which they are introduced to manifests, service center inspection records, and training records. Additional training is in the form of periodic training topics and a review of the Contingency Plan.

Training of New Material Handlers: A Material Handler is trained to maintain the service center and assist the other Branch employees in their tasks. The Material Handler may be a designee to perform Branch inspections and must be trained by the Branch Manager.

Annual Training: On an annual basis, employees are trained using the programs prepared and updated annually by the EHS and Training Departments which contain the topics in Table 6.1-10. This training also includes updates on environmental regulations, review of the Contingency Plan and a review of RCRA inspection criteria. This review is in the form of classroom instruction, videotapes, and a review and discussion of the storage service center permit/application. In addition, periodic sessions on changes in environmental regulations are issued by the EHS Department and must be attended by all Branch personnel.

Training Director

The training is directed by Safety-Kleen's Training and Development and EHS Departments, which operate out of the Corporate Office in Richardson,Texas. Each Environmental Health and Safety Manager who works in this department is responsible for compliance of the service centers in a given geographic area of the country. The EHS Department, in coordination with the facility, must:

- Provide a training program which addresses the requirements of environmental regulations and corporate policy.

- Notify the proper authorities, oversee remedial actions, and submit a written report to the state after an emergency situation has occurred;
- Assure that environmental permits are submitted and updated as required;
- Manage any environmental compliance issues which exceed the resources available at the service center level; and
- Participate in training new Branch employees and conducting Annual Refresher Training.

Qualifications for individual staff members of the EHS Department who conduct training at the Branch are available upon request.

Relevance of Training to Job Position

Each employee is trained to operate and maintain the service center safely and to understand hazards unique to their job assignment. Safety-Kleen's training programs are designed to give employees appropriate instruction regarding the hazardous waste management procedures they will encounter in performing their respective duties. Since the handling of hazardous materials is a large part of the operations of the service center, all employees are given training in environmental regulations, transportation regulations, the Preparedness and Prevention Plan, and the Contingency Plan.

Training for Hazardous Waste Management

As described previously, all employees are trained in the aspects of hazardous waste management which are relevant to their position. This includes job-specific hazards and necessary precautions, emergency response, and proper recordkeeping. This training is given initially and updated annually.

Training for Contingency Plan Implementation

All employees are trained in Contingency Plan implementation, through initial training yearly refresher courses. Employees are trained on the contents of the Contingency Plan as well as criteria for implementation.

Training for Emergency Response

All employees are trained in emergency response procedures through both initial training and yearly refresher courses. The emergency training involves spill and fire prevention as well as remedial action procedures. Employees are also trained to recognize when evacuation and outside assistance may be necessary.

Training for Handling Mercury-Containing Lamps and Devices

As a registered transporter and storage facility for mercury-containing lamps and devices destined for recycling, the Branch has certified that employees handling spent lamps or devices are trained in the applicable proper handling and emergency cleanup and containment procedures, and that these emergency procedures will be kept at the Branch for inspection upon request by the FDEP.

Personnel Training Records

All personnel training is documented and the documentation is kept on file at the Branch until closure for active employees, and three years for employees that have terminated their employment with Safety-Kleen. Documentation includes the training received, employee name, and the date of training.

TABLE 6.1-1

OUTLINE OF TRAINING TOPICS

	Topic	Course
Monday	Welcome / Introductions	Orientation
	Overview/History/Products/Locations	Orientation
	Policies/Benefits	Orientation
	Orientation Activity and Quiz	Orientation
	Blood Borne Pathogens	24-Hour Hazwoper
	Regulatory Compliance	24-Hour Hazwoper
	Hazard Recognition	24-Hour Hazwoper
	Hazard Communication/WHMIS	24-Hour Hazwoper
Tuesday	Topic	
	Hazard Communication/WHMIS	24-Hour Hazwoper
	Test 1	24-Hour Hazwoper
	Personal Protective Equipment (PPE)	24-Hour Hazwoper
	Decontamination (Decon)	24-Hour Hazwoper
	PPE/Decon Practical	24-Hour Hazwoper
	Respiratory Protection	24-Hour Hazwoper
	Respiratory Protection Practical	24-Hour Hazwoper
	Toxicology	24-Hour Hazwoper
Wednesday	Topic	
	Toxicology	24-Hour Hazwoper
	Test 2	24-Hour Hazwoper
	Drum Handling	24-Hour Hazwoper
	Container Handling Practical	24-Hour Hazwoper
	Exposure Monitoring	24-Hour Hazwoper
	Medical Surveillance	24-Hour Hazwoper
	Hearing Conservation	24-Hour Hazwoper
	Ergononmics	24-Hour Hazwoper
	Fire Protection	24-Hour Hazwoper
	Confined Space/Lockout-Tagout	24-Hour Hazwoper
	Fall Protection	24-Hour Hazwoper
	Electrical Safety	24-Hour Hazwoper
Thursday	Topic	
	Site Health & Safety Plans	24-Hour Hazwoper
	Test 3	24-Hour Hazwoper
	HMTS Regulations/Trans. Cont. Plan	Hazardous Materials
	Hazard Classes	Transportation Skills
	Shipping Papers	↓
	Labeling & Marking	↓
	Placarding/Segregation	↓
	HMTS Test	HMTS
Friday	Topic	
	DDC Strategies	Driver Skills
	Professional Drivers Characteristics	

Friday		
	Lane Management	Driver Skills
	Driving Conditions	Driver Skills
	Backing/Conclusion/Trans. Cont. Plan	Driver Skills

TABLE 6.1-2

JOB DESCRIPTION BRANCH GENERAL MANAGER

Position Title: Branch General Manager (BGM)

Reporting Relationship: Reports to District Manager

Qualifications:

- College degree or equivalent sales/management experience.
- Must have five (5) years of progressively responsible branch sales and management experience.
- Must possess leadership abilities, and have the capacity to interface effectively with Branch, District, Region, and Marketing personnel.

Position Overview: Overall responsibility for Branch operations including, but not limited to, growth, profit and loss, EHS compliance, asset management, employee oversight. Exhibit and maintain knowledge of hazardous waste regulations in addition to Safety-Kleen policies and procedures.

Essential Job Functions and Responsibilities:

- Profit and Loss
- Customer retention
- Employee turnover
- Environmental, Health & Safety compliance
- Personnel management with HR assistance
- Employee recruiting and training
- Fleet management
- Community relations
- Ethical business practices
- Distribute and manage sales reports
- Monitor sales/service activities

TABLE 6.1-3

JOB DESCRIPTION LEAD SECRETARY

Position Title: Lead Secretary

Reporting Relationship: Reports to Branch General Manager

Qualifications: Must be a high school graduate with good written and verbal communications skills, interpersonal skills and computer knowledge.

Position Overview: Lead Secretary must possess the ability to interact efficiently with Branch General Manager, and Customer Service Manager. Directs all paperwork flow and must exhibit a thorough knowledge of Hazardous Waste regulations with regard to responsibilities as well as all Safety-Kleen policies and procedures. Coordinates administrative staff training on all issues, as well as for facility.

Essential Job Functions and Responsibilities:

- Supervise Branch Secretaries
- Verification of sales and hazardous waste documents
- Ensure proper completion of facility operating log, proper maintenance of accounts receivable, bank deposits, manifests, and other administrative areas
- Assists management in incident response
- Maintain training database
- Coordinate personnel requirements such as DOT physicals, employee physicals, employee start packs, and workers compensation claims, etc.
- Ensures all contractors are signed in to the facility record
- Provides corrections for annual reports
- Maintains customer information – EPA ID numbers, etc.
- Oversees FRS/Lab correspondence
- Participates in hiring and training of Administrative staff
- Maintain branch level Customer Service/Collection procedures
- Perform other duties as assigned by BGM

TABLE 6.1-4

JOB DESCRIPTION LEAD MATERIAL HANDLER

Position Title: Lead Material Handler

Reporting Relationship: Reports to Branch General Manager

Qualifications: High school graduate, and the ability to pass CDL and other requirements.

Position Overview: Responsible for monthly inventory, warehouse housekeeping, operation of Return/Fill. Exhibit and maintain knowledge of hazardous waste regulations (labeling/marking of containers, required aisle spacing, facility operating inspections, and waste shipments).

Essential Job Functions and Responsibilities:

- Oversee operation of Return/Fill
- Assist in training of Material Handlers
- Act as escort for government inspectors in the absence of Branch General Manager, Customer Service Manager, or Environmental Manager
- Ensure proper maintenance of facility operating log and compliance with site specific regulatory issues
- May act as emergency coordinator and assist management in incident response
- Monitor contractors working on site
- Oversee facility housekeeping schedule
- Other duties as directed by BGM

TABLE 6.1-5

JOB DESCRIPTION CUSTOMER SERVICE MANAGER

Position Title: Customer Service Manager

Reporting Relationship: Reports to the Branch General Manager

Qualifications:

- College degree or equivalent sales/management experience
- Must have three (3) years of progressively responsible branch sales/service and management experience
- Must possess leadership abilities, and have the capacity to interface effectively with Branch, and District personnel

Position Overview: Ensure optimum customer service leading to retention and expansion of Branch business. Exhibit and maintain knowledge of hazardous waste regulations.

Essential Job Functions and Responsibilities:

- Assure Customer satisfaction and retention
- Recruit and train Sales and Service Representatives
- Reduce employee turnover
- Maintain high on time performance
- Preprint and route management
- QA sales and service
- Fleet management
- EHS compliance with all relevant Branch activities

TABLE 6.1-6

JOB DESCRIPTION SALES AND SERVICE REPRESENTATIVE

Position Title: Sales and Service Representative

Reporting Relationship: Reports to Branch Customer Service Manager

Qualifications:

- High school graduate
- Ability to pass CDL and other requirements

Position Overview: Provide service at a level that meets or exceeds customer expectations while complying with all relevant regulations and Safety-Kleen policies and procedures. Exhibit and maintain knowledge of hazardous waste regulations.

Essential Job Functions and Responsibilities:

- Service equipment at customer locations
- Develop strong customer relations
- Maintain high branch on time performance
- Maintain low branch DSO
- Installation/Recovery of equipment
- Level one equipment repair
- EHS compliance with all relevant activities
- Other duties as assigned by the Branch Customer Service Manager

TABLE 6.1-7

JOB DESCRIPTION OIL SALES AND SERVICE REPRESENTATIVE

Position Title: Oil Sales and Service Representative

Reporting Relationship: Reports to Branch Customer Service Manager

Qualifications:

- High school graduate
- Ability to pass CDL and other requirements

Position Overview: Provide service at a level that meets or exceeds customer expectations and comply with all relevant regulations and Safety-Kleen policies and procedures. Exhibit and maintain knowledge of used oil regulations.

Essential Job Functions and Responsibilities:

- Develop strong customer relations and solicit new business
- Maintain high branch on time performance
- Maintain low branch DSO
- EHS compliance
- Other duties as assigned by the Branch Customer Service Manager

TABLE 6.1-8

JOB DESCRIPTION VAC SALES AND SERVICE REPRESENTATIVE

Position Title: Vac Sales and Service Representative

Reporting Relationship: Reports to Branch Customer Service Manager

Qualifications:

- High school graduate
- Ability to pass CDL and other requirements

Position Overview: Provide service at a level that meets or exceeds customer expectations and comply with all relevant regulations and Safety-Kleen policies and procedures

Essential Job Functions and Responsibilities:

- Develop strong customer relations and solicit new business
- Maintain high branch on time performance
- Maintain low branch DSO
- EHS compliance
- Other duties as assigned by the Branch Customer Service Manager

TABLE 6.1-9

JOB DESCRIPTION ACCOUNT MANAGER

Position Title: Market Sales Specialist

Reporting Relationship: Reports to Branch General Manager

Qualifications:

- High school graduate
- Proven sales ability
- Self motivated
- Excellent communication and presentation skills

Position Overview: Grow branch business through direct selling to new and existing customers. Exhibit and maintain knowledge of hazardous waste regulations.

Essential Job Functions and Responsibilities:

- Full time direct sales to specific SIC
- Current account expansion
- New account creation
- Account retention/Accounts receivable
- Sample waste streams
- Comply with corporate credit policies

TABLE 6.1-10

CONTINUING TRAINING TOPICS FOR BRANCH EMPLOYEES

- Hazard Communication Safety Training
- Hazard Communication regarding MSDSs
- Preventing Injury and Illness
- Hazardous Materials Regulations
- Waste Analysis Plan
- Preparedness, Prevention, and Contingency Plan
- Respirator Fit Testing, and Training
- Generator Requirements
- Hazardous Waste Paperwork – Manifests, BOL, Labeling, etc.
- Initial RCRA training & annual RCRA refresher training - – hazardous waste permit conditions, container and storage tank regulations, used oil training, universal waste training, manifest requirements, recordkeeping, and hazardous waste determinations are included in the initial and annual RCRA training.

Part II

A. General

5. WASTE CHARACTERISTICS

Waste analysis requirements mandate that before an owner or operator transfers, treats, stores, or disposes of any hazardous waste, detailed chemical analysis of a representative sample of waste must be obtained. This analysis, at a minimum, must contain all of the information that must be known to transfer, treat, store, or dispose of the waste. The analysis may include data developed under 40 CFR 261 of the regulations and existing published or documented data on the hazardous waste or on hazardous waste generated from similar processes. The Waste Analysis Plan for Safety-Kleen's Tallahassee, FL Service Center has been developed to meet the requirements described above and as found in 40 CFR 270.14(b) and 264.13.

Permitted/Site Generated Waste Streams

Waste Type	Process Code(s)	Estimated Annual Amounts (Tons)	Waste Codes
Spent Parts Washer Solvent	S01* S02**	384	D001 and D-Codes Listed in Note Below
Branch Generated Liquids/Solids (Debris)	S01*	4	D001 and D-Codes Listed In Note Below; F002, F003, F005
Dumpster Sediment	S01*	Included Above	D001 and D-Codes Listed in Note Below
Tank Bottoms	S01*	Included Above	D001 and D-Codes Listed in Note Below
Used Immersion Cleaner (#699)	S01*	6	D-Codes Listed in Note Below
Dry Cleaning Waste (Perchloroethylene)	S01*	5	F002 and D-Codes Listed in Note Below
Dry Cleaning Waste (Naptha-Based)	S01*	Included above	D001 and D-Codes Listed in Note Below
Paint Wastes	S01*	18	D001, F003, F005 and D-Codes Listed in Note Below
Retain Samples From Used Oil Operations	S01*	2	D008, D018, D039, D040
Spent Aerosol Cans	S01*	< 1	D001, D035
Fluid Recovery Service (FRS)	S01***	100	Transfer wastes – waste codes assigned by generator
Aqueous Brake Cleaner	S01***	8	Transfer wastes – none, unless assigned by generator
Mercury-Containing Lamps/devices	N/A***	Less than 2.2	N/A – handled as non-hazardous transfer wastes

NOTES:

D-Codes: D004, D005, D006, D007, D008, D009, D010, D011, D018, D019, D021, D022, D023, D024, D025, D026, D027, D028, D029, D030, D032, D033, D034, D035, D036, D037, D038, D039, D040, D041, D042, D043

* This waste will be stored in containers in the container storage area. The maximum capacity in the container storage area for hazardous waste is 6,912 gallons.

** The spent parts washer solvent storage tank has a capacity of 15,000 gallons and may be filled up to 14,250 gallons.

*** This waste will be held for transfer in containers in the transfer area(s) and designated mercury bulb storage area.

CHEMICAL AND PHYSICAL ANALYSIS

270.14(b)(2)
264.13(a)

Used materials generated by Safety-Kleen customers are the primary feedstock for the generation of Safety-Kleen recycled solvent products. As a result, quality control of the used materials is necessary to monitor product quality and regulatory consistency. The Tallahassee facility collects used materials from numerous customers, many of whom are Conditionally Exempt and Small Quantity Generators (CESQGs and SQGs).

Most of the materials collected at the Service Center are managed in a closed-loop system and are collected from companies with a single process (i.e. washing oily parts, dry cleaning, or painting). The composition and quality of these materials are known, and Safety-Kleen's operating experiences have shown that the collected materials rarely deviate from company specifications.

Descriptions of Permitted Waste Streams
Wastes Resulting from Solvent-Based Parts Washer Service

Used mineral spirits solvent from parts washer services at Safety-Kleen customers is accumulated in a 15,000 gallon aboveground storage tank via the Return and Fill station (R/F). Containers of used solvent are poured into a drum washer unit at the R/F which in turn empties into the tank. The appropriate waste codes will be based on Safety-Kleen's Annual Recharacterization (AR) study. This waste handling method results in three types of parts washer solvent-based waste:

1. Spent Parts Washer Solvent which may include any of Safety-Kleen's mineral spirits products, is removed from the tank by a tanker approximately every 20 working days. For appropriate waste codes, see the Table above on page 1. The Sanford facility will ship used solvent to a permitted Safety-Kleen/Clean Harbors TSDF or other facility appropriately permitted to accept the waste for reclamation. The used mineral spirits solvent removed from the bulk tank is a homogeneous material as no other waste streams are placed in the bulk tank.

2. Solvent Tank Bottoms includes sediment and other heavy material that has accumulated at bottom of the tank. Periodically it is necessary to remove this material when the accumulation impacts, or may impact the ability to pump liquid solvent from the bottom outlet of the tank. The frequency of removal of the tank bottoms varies, dependent on the amount of suspended solids in the used solvent that settle during tank storage. Bottoms are typically removed by suction/vacuum truck and transported for offsite disposal. Typically, removal may be required every three-five years. For appropriate waste codes, see the Table above on page 1.

3. Branch Generated Liquids/Solids (Debris)/Dumpster Sediment – In the course of day-to day operations, the Branch generates waste associated with sampling customers' waste and branch activities. Such wastes may include wipes, gloves, etc. In addition, liquid wastes may be generated as a result of decontaminating sampling equipment. The dumpster sediment chemical composition is analogous to that of the solvent tank bottoms. These containers are stored in the container storage area. The facility ultimately ships these materials to a permitted Safety-Kleen/Clean Harbors TSDF or other permitted facility for disposal. This waste stream is not sampled/analyzed, a "worst case scenario" is assumed. For appropriate waste codes, see the Table above on page 1.
4. System One Type Parts Washers (recycling units) – These types of parts washers build up oil/sludge in the distillation unit of the machine. This material is not sampled/analyzed as part of SK's annual re-characterization program, and is managed according to the customer/generator waste determination. If a generator is a CESQG SK recommends that they place this material in their used oil, if they are a generator of used oil

Immersion Cleaner (IC) is another type of parts washer solvent. This product is a heavy aromatic naptha, N-methyl-2-pyrrolidinone, dipropylene glycol methyl ether, monoethanolamine and oleic acid, and may contain a maximum of 1 percent chlorinated compounds. Containers of used IC are stored in the container storage area. The Immersion Cleaner remains in the container in which it was originally used until it is received at a permitted SK/Clean Harbors TSDF for disposal. For appropriate waste codes, see the Table above on page 1.

Wastes Resulting from the Dry Cleaner Service

Safety-Kleen manages naptha-based, and perchloroethylene-type of hazardous dry cleaner waste in the permitted areas. This waste can have three forms: bottoms, filters, and separator waters. These wastes are packaged on the customers' premises in containers meeting U.S. DOT specifications. When received at the facility, the perchloroethylene, and naptha-based non-perchloroethylene dry cleaning containers are placed in the container storage area. Dry cleaning wastes remain in the containers received from the customer until received at the designated, permitted Safety-Kleen/Clean Harbors TSDF, or other appropriately permitted facility.

The dry cleaning process may produce three waste streams.

1. Filter Cartridges are generated as waste when they can no longer effectively filter the solvent in the chamber. In addition to the filter materials of construction consisting of steel, paper, clay, and carbon, the used cartridge retains solvent, oil and grease, lint, hair, and soil. Solvent retained in the filter cartridge generally amounts to less than 50 percent of the total cartridge weight. Dry cleaner filters are given the same waste codes as the associated dry cleaner bottoms because both streams are derived from the same source. Designating the same codes for the filters as were used for the bottoms is a conservative approach. A representative filter sample is difficult to obtain because of the make-up of the filter (metal core) and obtaining the sample would involve dismantling of the filter and undue exposure to the dismantler.

2. & 3. Still Bottom Residue and Separator Water are generated after filtration and distillation at the generator to remove the dissolved materials from the used solvent. The dissolved materials (still bottom residues) are in liquid form and consist primarily of solvent, oil, grease, hair, dirt, and water. In some cases, the dry cleaner will separate the water condensate from the still residue. Water condensate, generated during the distillation process, may contain dry cleaning solvent, oil, grease, and dirt as well. The dry cleaning separator water will be given the same waste codes as the associated bottoms with the omission of D007 because chromium is not expected to carry over into the separator water during the distillation process (i.e., the boiling point of chromium is much greater than the operating temperature of the distillation unit).

For appropriate waste codes, see the Table above on page 1.

Wastes Resulting from Paint and Thinner Service

Paint wastes consist Safety-Kleen lacquer thinner and paint residues resulting from cleaning of the paint guns by the generator. There are primarily three waste streams from this service: Paint Gun Cleaner, Clear Choice® Paint Gun Cleaner, and paint waste-other. Safety-Kleen thinners are used during the generation of the first two waste streams.

1. Paint Gun Cleaner is a paint gun cleaning lacquer thinner containing a blend of solvents such as acetone, alcohols, ketones, toluene, xylene, and acetate compounds. These have primary waste codes of D001, F003 and F005. These are contaminated with lower levels of waste paint, as the gun cleaning machine is removing it from the paint sprayer during the cleaning operation. Safety-Kleen's core paint waste is typically recycled and fuel blended. Reference the table on page 1for other applicable waste codes.

2. Clear Choice Paint Gun Cleaner is acetone, so the F005 waste code does not apply to this waste stream. Other applicable waste codes are D001 and F003. The two Paint Gun Cleaner streams share the same AR data because the waste streams are similar due to the identical process generating the wastes. Reference the table on page 1 for other applicable waste codes.

3. Paint Waste Other consists of the same material as the Paint Gun Cleaner, but has a higher level of paint solids, as this comes from the dumping of left over paint from paint cups and guns when all the paint in a paint gun is not used. During the process creating this waste, typically smaller volumes of thinner are in the waste so these drums are fuel blended or incinerated rather than recycled for their solvent value. The primary waste codes are D001, F003 and F005. Reference the table on page 1 for other applicable waste codes.

The paint wastes described above are collected in containers meeting U.S. DOT specifications. The wastes are containerized by the generator at their place of business. The waste remains in the containers, and is stored in the container storage area, until it is received permitted Safety-Kleen/Clean Harbors TSDF, or other properly permitted facility for disposal.

Site Generated Retain Samples from Used Oil Operations

Used Oil/Oily Water Retain Samples are taken and maintained for every used oil/oily water service SK performs. This is to ensure that we can identify any customers who introduce contaminants (halogenated solvents or PCBs) into our used oil/oily water loads. At the time the retain sample is taken at the customer location, the driver is able to check the material for appearance (used oil mixed with fuels may cause the material to have a thinner/lighter appearance), unusual odors, and viscosity (used oil mixed with fuels would have a noticeably lower viscosity and flow more easily into the sample jar). These retain samples are kept for a minimum of 90 days and then disposed of as hazardous waste. The samples are typically 4-oz. plastic/glass jars. They are manually placed into 55-gallon drums, and properly labeled for disposal. These containers are stored in the container storage area until being sent to a permitted Safety-Kleen/Clean Harbors TSDF, or other properly permitted facility for disposal. Waste codes for this material are found in the table on page 1.

Site Generated Spent Aerosol Cans

Spent Aerosol Cans: From time to time the facility generates spent aerosol cans during operations. These cans are accumulated in a satellite accumulation container (30, or 55 gallon) at the facility. Once this container is full it is moved to the container storage area until being sent to a permitted Safety-Kleen/Clean Harbors TSDF, or other properly permitted facility for disposal. Waste codes for this material are found in the table on page 1.

Used Antifreeze

The spent antifreeze (ethylene glycol) is collected from automobile service stations. All antifreeze collected and managed by Safety-Kleen within Florida is recycled. At the customer's location, Safety-Kleen pumps waste ethylene glycol (antifreeze) into a Safety-Kleen used oil tanker truck. This truck transports the used antifreeze (glycol) to the Sanford branch, for off-loading into an above-ground tank for storage. The material is then shipped to an internal, or third party recycler, to extract the ethylene glycol for additional purification into a pure product and sold on the open market. This procedure is in accordance with FDEP's *the Best Management Practices for Managing Used Antifreeze at Vehicle Repair Facilities,* dated May 22, 2012. In addition, Safety-Kleen sells its' own private label antifreeze in 55-gallon containers. Customers will then place used antifreeze in these containers to be shipped back to the branch. This material is shipped to SK distribution centers, and then shipped to 3rd party recyclers

Aqueous Brake Cleaner

The Aqueous Brake Cleaner (ABC) is an aqueous, alkaline concentrated cleaner diluted with water (4¾ gallons of water is mixed with ¼-gallon of concentrated aqueous cleaner). The ABC parts cleaner has a 5-gallon reservoir under the cleaning vat that provides the aqueous solution for cleaning. The spent ABC is transported from the customers in 5-gallon suitcase type containers. Spent aqueous brake cleaner that is non-hazardous is sent to a waste water treatment facility for processing. If a customer (generator) assigns any hazardous waste code to the spent ABC, the material is managed as a 10-day transfer waste and sent to an appropriate Safety-Kleen/Clean Harbors TSDF for processing.

Fluid Recovery Services (FRS) 10-Day Transfer Wastes

Fluid Recovery Services (FRS) is a program managed by the Safety-Kleen Branch to collect and transfer various other hazardous wastes to the appropriate Safety-Kleen/Clean Harbors TSDF's for processing. Non-hazardous Containerized Waste Services (CWS) are also performed under this program. FRS wastes that are RCRA hazardous wastes are managed as 10-day transfer wastes. Examples of types of wastes that may be received under this program include:

- Spent hydrocarbon distillates, such as waste fuel, oil, petroleum-naptha, etc.;
- Lubricating oils, hydraulic oils, synthetic oils, and machine oils, used antifreeze;
- Industrial halogenated solvents such as 1,1,1-trichloroethane, tetrachlorotheylene, Freon, and trichloroethane;
- Photographic and x-ray related wastes;
- Paint and lacquer thinners;
- Acids;
- Other hazardous and non-hazardous halogenated and non-halogenated wastes.

Mercury-Containing Lamps and Devices & Batteries

Mercury-containing lamps and devices are another type of waste handled by the Branch. All mercury-containing lamps/devices are managed in accordance with the Standards for Universal Waste Management found in 40 CFR Part 273. As part of its protocol for handling mercury-containing lamps and devices, the Branch provides customers with four-foot and eight-foot boxes which hold up to 39 lamps. The boxes are picked up at customer locations and are stored at the Branch in a designated area within the waste storage area (Figure 8-1). These containers are labeled in accordance with 62-737.400 (5)(b), Florida Administrative Code (FAC). The boxes are periodically shipped to a permitted mercury recovery or reclamation facility.

Safety-Kleen handles all types of batteries with the exception of lithium batteries. All applicable batteries, per 40 CFR Part 273.2 & 273.9, are managed in accordance with the Standards For Universal Waste Management found in 40 CFR Part 273. Batteries not meeting those standards may be managed as 10-day transfer waste.

270.15(b)(1) Waste Compatibility With Containers
264.172

It is Safety-Kleen's standard operating procedure to use containers made of, or lined with, materials that will not react with, and are otherwise compatible with, the hazardous waste to be stored so that the ability of the container to contain the waste is not impaired.

Safety-Kleen manages a limited number of waste streams, most are liquid, and most originate from new products that are supplied to its customers in the original DOT approved drums. Safety-Kleen has evaluated the chemical composition of these products and wastes and has determined that the wastes are compatible with the containers in which they are stored.

Note: None of the permitted waste streams carry the D002 waste code for corrosivity. In most cases where a container is not available from a Safety-Kleen-supplied product, Safety-Kleen supplies the customer with a DOT approved drum for that waste type (e.g. when Safety-Kleen collects Dry Cleaning filters).

270.16(a), 264.190(a), 264.191(b)(2),264.192(a)(2) ***Waste Compatibility With Tank System***

The only waste stored in the aboveground storage tank is used parts washer solvent. This material has been analyzed and found to be compatible with the steel tank in which it is stored.

Waste in Piles Wastes on Drip Pads

Safety-Kleen's Tallahassee facility does not have any of these processes on site. Therefore; these sections do not apply.

270.14(b)(3) ***Waste Analysis Plan***
264.13(b)-(c)

Waste analysis at the Safety-Kleen Sanford Service Center is a three-step process that includes:

- Prescreening of customers
- Qualitative/visual analysis and
- Quantitative analysis (lab analysis)

Prescreening of Customers

Safety-Kleen performs a customer prescreening for all parts washer and immersion cleaner service customers. The other permitted waste streams (dry cleaning wastes and paint wastes) are generated from facilities where there is typically one process generating hazardous waste and the possibility of cross-contamination from other chemicals or wastes is minimal. These wastes remain in the container they were originally packaged until received at a permitted Safety-Kleen/Clean Harbors TSDF, or other properly permitted disposal facility. These waste containers remain closed from customer to final disposition.

Prior to leasing a SK parts cleaning machine, or placing a Customer Owned Machine (COM) service, the customer's business is reviewed. Where the possibility exists for contamination of the parts cleaner solvent (e.g. pesticide, herbicide, or pharmaceutical operations), operations are reviewed to ensure that the solvent is protected from the sources of contamination. In reviewing a customer's business, the Safety-Kleen Representative provides customers with written and verbal information on use of the equipment. This information will contain at a minimum:

- Proper usage and management of the unit
- Information on the reasons to not add materials to the unit, and
- Examples of what not to add to the unit

Qualitative/Visual Analysis

Safety-Kleen conducts qualitative/visual analysis as a part of all parts washer and immersion cleaner services. Qualitative/visual analysis is not conducted on the dry cleaning and paint waste streams as these containers are not opened by the Safety-Kleen service representative and the likelihood of contamination is remote. Safety-Kleen representatives are instructed to visually examine the used solvent (parts washer and immersion cleaner) for each waste pickup when the machines are serviced, noting the quantity, odor, and appearance of the material recovered as follows:

1. The quantity of used solvent in the drum – When the amount of parts cleaner solvent or immersion cleaner fluid is more than 10% greater than originally supplied, the container will not be accepted. Contingent on the customer's responses to Safety-Kleen's inquiry regarding the customer's operation and handling practices, the solvent is accepted or left with the customer until an analysis is completed to determine its acceptability.
2. The odor of the liquid in the container – Personnel must never make an effort to "sniff"

the solvent. However, if in the normal course of servicing the customer, the odor of the fluid in the container is noticed to be different from that of parts cleaner solvent or immersion cleaner, the container will not be accepted. Contingent on the customer's responses to Safety-Kleen's inquiry of the customer's operation and handling practices, the solvent is accepted or left with the customer until an analysis is completed to determine its acceptability.

3. The appearance of the liquid in the drum – The used parts cleaner solvents have a normally brown or black appearance. Certain contaminants containing dyes and color pigments (such as transmission fluid, soy-based printers' ink, and water-based paints) may change the color of the used parts cleaner solvent to other colors. Used immersion cleaner should have a dark brown to almost black appearance. Unused immersion cleaner is amber in color. As the solvent is used, the darker it becomes. Therefore, if the spent immersion cleaner does not appear to be amber, brown, or black, the service representative will not accept the container. Safety-Kleen will inquire with the customer regarding operation and handling practices of the material. Based on the response from the customer, Safety-Kleen will either accept the container, or reject until analysis has been completed.

If the material passes the three qualitative/visual analyses shown above the material is noted as having passed the qualitative analysis in our service document (typically a handheld computer printout).

As indicated in each of the qualitative/visual analysis, if the answer to the inquiry to why the test (quantity, odor and appearance) were not acceptable, the material is left behind for further testing. An Account Sales Manager will return to the site to sample the material should the generator request Safety-Kleen to assist in managing the material. The sample will be sent to a third party certified laboratory for testing. A Waste Material Profile Sheet will be completed and once approved the waste will be managed as containerized transfer waste for disposal. At the Service Center, the Safety-Kleen Representative or Material Handler again observes the quantity, odor, and appearance prior to emptying the parts washer solvent into the drum washer unit. If a container with questionable contents is returned to the facility, a sample will be taken and analysis performed. The container will be held at the facility pending completion of analysis. If analysis indicates the waste to be different than what was manifested to the facility, it will be returned to the generator, or managed at the facility in accordance with the generator's direction. Records of all sampled and/or rejected wastes will be kept on file at the Tallahassee branch.
In addition, receipt analysis is performed by the Safety-Kleen Recycle Centers on all inbound bulk solvent waste deliveries. Receipt analysis typically includes a screen for atypical flash point, Polychlorinated Biphenyls (PCBs), and halogenated organics.

Quantitative Analysis (Lab Analysis)
After 50 years of servicing over 250,000 parts washer customers each year, Safety-Kleen has determined that the wastes generated by its customers are relatively homogeneous. The homogeneity of these wastes is evaluated annually through the Safety-Kleen AR process (Quantitative Analysis).

Analytical data from the Annual Re-characterization sampling is subjected to an EPA SW846 approved statistical model (Exhibit C-1). The waste samples analyzed come from a variety of Safety-Kleen facilities across the country and is representative of the facility.

Samples included in the AR process are selected from random customers serviced by Safety-Kleen facilities. Randomness is overseen by the Safety-Kleen Technical Center, which manages the AR program, selecting the month that the samples will be taken. A list of waste streams included in the AR is found below on page 11. The analytical results or the AR are communicated to customers to assist them in making a waste determination, while they also consider their specific generation process. In the case parts washer solvent, if a customer determines specific waste codes apply to their spent parts washer solvent then these codes will be used when servicing the parts washers. Generator services are typically scheduled months in advance and those clients whose waste happens to be on hand on the month selected by the Technical Center will be the wastes that will be sampled. See Exhibit C-2 for sampling locations from 2018.

The waste streams collected by Safety-Kleen are uniform across business types and geographical locations. This is demonstrated by the minimal changes in the codes assigned to each stream through the AR statistical evaluation each year via the Non-parametric Upper Confidence Interval Approach. If waste code(s) are removed from any of the waste streams evaluated by the AR program, and SK has a current, or potential, customer generating this waste stream that they believe include the removed waste code(s), the customer may complete a separate waste profile based on process knowledge, or TCLP analytical data, and the waste may be managed as a 10-day transfer material.

When subjecting AR sample data to the Non-parametric Upper Confidence Interval Approach, the last 3 years of analytical data for a given waste stream is used from samples pulled from across the country (in most cases). For example, statistically based waste codes assigned to a particular core waste stream in 2019 are based on samples analyzed in 2016, 2017, and 2018. Ideally 50 data points are used but at least 30 data points are required. If 30 data points are not available from samples pulled in 2016/2017/2018, samples from 2015 will also be incorporated into the population.

In reviewing with Dr. Gibbons how the number of data points was derived he wrote in a recent email ... *"This is a nonparametric upper confidence limit (see Gibbons, Bhaumik and Aryal, 2010 section 18.7) which is defined by an order statistic (i.e. a rank) of the data. There is nothing magical about 30 or 50, but 50 is good because the median is the average of the 25th and 26th highest values and the UCL is the 31st largest value, which provides a reasonably tight confidence limit (i.e. not an extreme value)."*

Homogeneity of the streams was further confirmed in 2004 when Safety-Kleen conducted an Annual Re-characterization using California-only customer data. Safety-Kleen conducted a statistical comparison of the 'California only' Annual Re-characterization result with the results from the National AR (Exhibit C-3). Note the conclusion that California customer wastes are no different than the streams generated by Safety-Kleen customers in the rest of the country.

The waste streams included in the Safety-Kleen AR process are by their nature consistent and predictable. The process includes streams generated by Safety-Kleen customers and terminated as permitted streams at Safety-Kleen facilities as well as streams generated by Safety-Kleen facilities.

Waste streams included in the Re-characterization process for 2018 (for 2019 waste codes) were:

CUSTOMER GENERATED	SAFETY-KLEEN GENERATED
Immersion Cleaner	Bulk Solvent
Parts Washer Solvent Premium	Dumpster Sludge
Paint Gun Cleaner/Paint Wastes/Clear Choice	Tank Bottoms
Dry Cleaner (Perc/naptha-based)	

AR Sample Testing Protocol is located in Exhibit C-4. Procedures used for obtaining the samples is included in Exhibit C-5. Final AR (National) Waste Code Assignments are included in Appendix B. A copy of Safety-Kleen's current Annual Re-characterization Data is included in Appendix B. All AR Samples are analyzed by a single lab, currently Test America (Pittsburgh, PA), an independent NELAP accredited environmental laboratory:

Test America-Pittsburgh
301 Alpha Drive
Pittsburgh, PA 15238

Waste Determination for Subpart BB and CC Compliance

For purposes of waste determination, this facility utilizes knowledge of the wastes described in this section. The used solvent managed in the tank system is presumed to contain hazardous waste with an organic concentration of at least 10-percent by weight, so Subpart BB regulations apply. For those hazardous wastes that are managed on a transfer basis, the Subpart CC regulation does not apply. However, the owner/operator may use knowledge of the waste based on information included in manifests, shipping papers or waste certification notices to confirm waste determination for the generator or the ultimate receiving facility.

Based upon this knowledge, it has been determined that most waste solvents managed in tanks and containers at this facility may display an average volatile organic concentration of greater than 500 ppm at the point of waste origination. Therefore, no exemption allowed in 40 CFR 264.13b(8) from Subpart CC regulations is requested and hazardous wastes managed in tanks and containers at this facility shall be managed in accordance with applicable Subpart CC standards.

270.14(b)(3), 264.13(b)(1) ***Parameters and Rationale***

Safety-Kleen's permitted waste streams which are all received in containers are broken into four types:

- Used Parts Washer
- Solvent Immersion Cleaner
- Paint Waste
- Dry Cleaner-Perchloroethylene/Naptha

The product provided, or in the case of dry cleaner solvents that are purchased by the generator, makes up the majority of the waste. As such the analytical testing includes the regulated constituents in these products and the regulated metals and volatile solvents that may come in contact with the products. This, combined with a known process that the waste streams are being derived from, form the basis for testing.

The purpose of the Re-characterization is to determine the waste codes applicable to core waste streams managed and generated by Safety-Kleen facilities. As such, a waste stream may be excluded from Re-characterization once it has consistently been designated as non-hazardous. A stream may also be excluded from Re-characterization when it has been determined that the codes assigned to the stream are stable and marginal changes in trace constituents will not affect the management of the stream. Lastly, a set of analytes may be omitted if they are not expected or are demonstrated to not be present in a waste stream. Pesticides and herbicides have never been included in the Re-characterization process as these constituents are not allowed in wastes picked up by Safety-Kleen. Analysis for semi-volatiles is in the process of being phased out as codes for semi-volatiles have never been assigned.

270.14(b)(3); 264.13(b)(2) ***Test Methods***

Exhibit C-4 details the AR sample testing protocol.

270.14(b)(3); 264.13(b)(3) ***Sampling Methods***

AR Sampling Method Requirements are found in Exhibit C-5.

270.14(b)(3); 264.13(b)(4) ***Frequency of Analysis***

As described previously, a Qualitative/Visual analysis of the parts washer wastes managed at the Service Center is conducted for each waste pickup. Safety-Kleen's Re-characterization is conducted annually.

270.14(b)(3); 264.13(b)(5)(c) ***Additional Requirements for Wastes Generated Off-Site***

Generators are informed of the results of the AR each year. No action is required by the generator if they agree to the waste code(s). However, if a generator chooses to use knowledge of its process to identify which waste codes are attached to the waste, approval by Safety-Kleen's Central Waste Profiling group is required. In most cases, laboratory analytical data will be required to remove codes determined by the AR process. If additional waste codes are identified by the generator, Safety-Kleen will set up a specific profile for that generators waste stream identifying those waste codes provided.

270.14(b)(3); 264.13(b)(6)(c); 264.17 ***Additional Requirements for Ignitable, Reactive, or Incompatible Wastes***

Waste received at the facility is analyzed according to the procedures described in the Waste Analysis Plan. All ignitable wastes terminated at the facility are compatible with each other and the containers in which they are stored. Therefore, additional analyses to evaluate compatibility are not necessary.

The permitted storage warehouses where ignitable waste is stored are designed for this material. The Container Storage Area is constructed with four hour fire walls, and the roll-up door between the return/fill station and container storage area will close in the case of a fire. All electric components in the Return and Fill area are intrinsically safe. Hot work permits are required for any work that may involve excess heat, sparks or open flames in these storage areas and are conducted only when ignitable materials are not present. No Smoking signs are posted in all areas where ignitable waste is stored and smoking is not allowed within the office, warehouse or fenced areas of the facility.

The only permitted waste opened at the facility is the used parts washer solvent waste, which is consolidated in the aboveground waste storage tank. No other waste streams are added to the tank.

270.14(b)(3); 264.13; Part 268 ***Waste Analysis Requirements Pertaining to Land Disposal Restrictions***

All of the permitted waste streams received and stored at the Tallahassee facility are treated or recycled at an approved Safety-Kleen/Clean Harbors TSDF, contract reclaimer, or other properly permitted facility. The drum washer sediment generated at the facility is containerized and shipped offsite for reclamation. The Service Center does not dispose of any hazardous wastes onsite and does not send any permitted wastes to land disposal facilities. Therefore, the Tallahassee Service Center is not required to certify that hazardous wastes that are restricted from land disposal are below treatment standards. The following sections discuss how Safety-Kleen determines appropriate Land Disposal Restriction (LDR) classification and treatment standards and how LDR notification requirements are met.

270.14(a); 264.13(a)(1); 268.1; 268.7; 268.9; 268.32- 268.37; 268.41 - 268.43 ***Waste Analysis***

Due to the nature of its business, Safety-Kleen receives wastes that are untreated and that are assumed to exceed the LDR treatment standards. For the Safety-Kleen parts washer solvent, immersion cleaner, dry cleaner wastes and paint wastes, the hazardous constituents are known. The rationale for the selection of LDR treatment standards are provided below.

270.14(a); 264.13(a)(1); 268.2(d); 268.2(f); 268.7; 268.30; 268.31 ***Spent Solvent and Dioxin-Containing Waste***

Safety-Kleen will manage F-solvent wastes. The spent dry cleaning perchloroethylene is F-Solvent non-wastewater waste with the following treatment standard: tetrachloroethylene (6.0 mg/kg). The perchloroethylene treatment standard for wastewaters is 0.056 mg/l.
None of the permitted wastes Safety-Kleen handles contain dioxins.

270.14(a); 264.13(a)(1); 268.7; 268.32; 268.42(a) ***California List Wastes***

California list wastes are a distinct category of RCRA hazardous wastes that are restricted under the land disposal restrictions (LDRs). These restrictions only apply to liquid wastes, with the exception of Halogenated Organic Compounds (HOCs), which may be liquid or non-liquid. In Safety-Kleen's case, all of our permitted waste streams are liquid, with the possible exception of the Dry Cleaning Filters, which can be dry although they may have low levels of free liquids at times. In either case the California List Waste rules apply as the Perc Filters contain HOCs. The Safety-Kleen permitted waste streams do not contain PCBs over 50 ppm, free cyanides >1000 mg/l, nor do they have a pH of <2, so these categories do not apply.

Safety-Kleen permitted wastes are either recycled, fuel blended or incinerated. If any of the residues are landfilled, the prohibition levels for the California listed metals and HOC's will apply. Should liquid residues be landfilled they will have less than the metal prohibition limits prior to land disposal, and liquids and non-liquids will have less 1000 mg/kg of HOCs.

270.14(a); 264.13(a)(1); 268.7; 268.33 - 268.36; 268.41 -268.43 ***Listed Wastes***

Safety-Kleen does not handle non-solvent F-listed, K-listed, or P-listed waste in its permitted areas. Any transfer waste having these codes will have the appropriate LDR paperwork accompany the manifest so the designated facility can treat the material appropriately.

270.14(a); 264.13(a)(1); 268.7; 268.9; Part 268, Appendix I, IX ***Characteristic Wastes***

Wastes with treatment Standards – Safety-Kleen may generate or store D001 wastes, including parts washer solvent. Since this waste contains high levels of organics, Safety-Kleen assumes that all D001 wastes will contain ≥ 10 percent total organic carbon (TOC). The technology-based standards for these non-wastewaters are "RORGS", (recovery of organics) or CMBST (high temperature organic destruction).

Safety-Kleen may also generate or store wastes that may be classified as D006, D007 (example: immersion cleaner, dry cleaner waste). The non-wastewater treatment standards for land disposal of these wastes are 0.11 mg/L TCLP, and 0.60 mg/L TCLP respectively. The wastewaters treatment standards for D006 (cadmium) and D007 (chromium) are 0.69 mg/l, and 2.77 mg/l respectively.

270.14(a); 268.3 ***Dilution and Aggregation of Wastes***

Safety-Kleen's parts washer solvent is the only permitted waste consolidated at the site. All solvent is either recycled or destroyed via combustion; so this section does not apply.

270.14(a); 264.13; 264.73; 268.7; 268.9(d) ***Notification, Certification, and Recordkeeping Requirement***

For all waste streams terminated at this facility, in accordance with the regulations listed above Safety-Kleen will provide to the TSDFs, or authorized treatment/disposal facility, and require from its' regulated customers, notification/certification which provided the treatment standards for the wastes banned from landfills. These will be updated any time the waste should change or the waste is delivered to a new final permitted site. A copy of this notification/certification shall be available (via electronic storage) at the Tallahassee facility.

270.14(a); 264.13; 268.7(a) ***Notification, Certification, and Recordkeeping Requirement***

The notice is required paperwork for all Safety-Kleen permitted waste types. The notices and certifications provided by regulated customers must be reviewed for correctness and be kept on file (electronically) at the Service Center for at least three years as part of the operating record.

270.14(a); 264.13; 268.7(b) ***Notification and Certification Requirements for Treatment Facilities***

This facility is not a treatment facility. Therefore, this section does not apply.

270.14(a); 264.13; 268.7(b) ***Notification and Certification Requirements for Land Disposal Facilities***

This facility is not a land disposal facility. Therefore, this section does not apply.

270.14(a); 264.13; 268.7(a)-(b)(6) ***Wastes Shipped to Subtitle C Facilities***

All of Safety-Kleen Tallahassee Branch permitted wastes are shipped to a RCRA Subtitle C permitted facility.

270.14(a); 264.13; 268.7(d); 289.9(d) ***Wastes Shipped to Subtitle D Facilities***

None of Safety-Kleen Tallahassee permitted wastes are shipped to a Subtitle D facility. Therefore, this section does not apply.

270.14(a); 264.13; 268.7(b)(6) ***Recyclable Materials***

Safety-Kleen Tallahassee permitted wastes are not shipped as recyclable materials used in a manner constituting disposal subject to the provisions of 40 CFR 266.20(b). Therefore, this section does not apply.

270.14(a); 264.13; 264.73; 268.7(a) (5),(a)(6),(a)(7), (d) ***Recordkeeping***

Safety-Kleen Tallahassee does no recycling onsite. Therefore, this section does not apply.

270.14(a); 264.73; 268.50 ***Requirement Pertaining to the Storage of Restricted Wastes***

270.14(a); 264.73; 268.50(a)(2)(i) ***Restricted Wastes Stored in Containers***

270.14(a); 264.73; 268.50(a)(2)(ii) ***Restricted Wastes Stored in Tanks***

Safety-Kleen Tallahassee stores restricted wastes in tanks and containers solely for accumulation of such quantities of hazardous waste as necessary to facilitate proper recovery, treatment, or disposal. Containers are marked with their contents and the accumulation start date. Tanks are marked with their contents and the waste movements are maintained in the operating record. The facility complies with the requirements in 40 CFR 262.34 and part 264 as wastes are stored for no more than one year, typically much less.

270.14(a); 264.73; 268.50(f) ***Storage of Liquid PCB Wastes***

Safety-Kleen Tallahassee does not store liquid PCB waste on site. Therefore, this section does not apply.

270.14(b)(21); 268.6 ***Exemption From Prohibition***

Safety-Kleen Tallahassee does not seek an exemption to this prohibition. Therefore, this section does not apply.

270.14(a; 264.73; 268.7; 268.44 ***Variance From a Treatment Standard***

Safety-Kleen Tallahassee does not seek an exemption to a treatment standard. Therefore, this section does not apply.

270.14(a; 264.13(b)(7); 268.4; 267.14	***Requirements for Surface Impoundments Exempted from Land Disposal Restrictions***
270.14(a); 267.13; 268.14	***Exemption for Newly Identified or Listed Wastes***
270.14(a); 264.13; 268.4(a)(1)(b)	***Treatment of Wastes***
270.14(a); 264.13(b)(6); 268.4(a)(2)(i),(iv)	***Sampling and Testing***
270.14(a); 264.13(b)(7)(iii); 268.4(a)(2)(ii)	***Annual Removal of Wastes***
270.14(a); 264.13; 268.270.14(a); 268.4(a)(3),(4)(b)	***Design Requirements***

Safety-Kleen Tallahassee does not have a surface impoundment. Therefore, these sections do not apply.

A-7. Manifest System, Record Keeping

Waste Manifests

Appropriate shipping papers/manifests are used, based on the monthly quantity of hazardous waste generated by the customer. Safety-Kleen services all three categories of generators in Florida – Conditionally Exempt Small Quantity Generators (CESQGs), SQGs, and LQGs. CESQGs' spent solvent is removed via a service document and no manifest or Land Disposal Restrictions (LDR) form is required. Appropriate records are kept at the Branch as to the date of waste pick-up, quantity, and other data on the service document. An LDR form is completed for each SQG. LQGs' spent solvent is always manifested (if hazardous) and an LDR form completed.

Spent solvent (from each Safety-Kleen customer, regardless of generator status) is brought back to the Branch and dumped in the return/fill station and pumped to the waste solvent tank. This tank contains the spent solvent of many customers and is hazardous. The contents are regularly sent via tanker truck to the recycle center in Lexington, SC. These loads are always manifested and accompanied by a LDR form. Shipments of parts washer solvent dumpster mud are also manifested accordingly. Required records are kept at the Branch and the recycle center in accordance with regulatory timeframes.

In accordance with 40 CFR 264.71 through 77, Safety-Kleen will ensure that:

1. Customers who are required to provide a manifest do so;
2. The manifests are prepared and signed properly; and
3. Copies are distributed and kept on file, as required.

In addition, discrepancies must be remediated in accordance with 40 CFR 264.72 and un-manifested wastes will be reported as described under 40 CFR 264.76.

Required Notices

If Safety-Kleen arranges to receive hazardous waste from a foreign source, the Regional Administrator must be notified in writing at least four weeks in advance of the date the waste is expected to arrive at the facility. Notice of subsequent shipments of the same waste from the same foreign source is not required. Safety-Kleen informs its customers in writing (i.e., on each service document) that the facility has the appropriate permit(s) for, and will accept the waste the generator is shipping. Safety-Kleen keeps a copy of this written notice as part of the operating record.

Before transferring ownership or operation of this facility during its operating life, Safety-Kleen will notify the new owner or operator in writing of the requirements of Part 264 and Part 270 of Chapter 40 in the Code of Federal Regulations.

Biennial reports required by Chapter 62-730.180(4) FAC, will be prepared and submitted by Safety-Kleen, and these records will also be available at the facility for review. The biennial report will be submitted to the Regional Administrator and/or FDEP by March 1 during each even year (1990 being the first year) on EPA form 8700-13B. The report will cover facility activities during the previous calendar years and will include:

- The EPA identification number, and address of the facility;
- The calendar years covered by the report;
- The method of treatment, storage, and disposal for each hazardous waste; and
- A certification signed by the owner or operator of the facility or the authorized representative.

Operating Record

An operating record which contains the information required under 40 CFR 264.73 is maintained and all records and logs are available at the facility, in accordance with 40 CFR 264.74. A copy (paper) of the operating record is retained at the facility to comply with 40 CFR 264.73(b).

The following information will be maintained in writing in the operation record for the facility:

- A description and quantity of each hazardous waste received;
- The date and storage method for such hazardous waste;
- The location of each hazardous waste stored within the facility;
- Records and results of waste analyses performed;
- Summary reports and details of all incidents that require implementation of the contingency plan;
- Monitoring, testing, or analytical data, and corrective action where required by Subpart F and other applicable sections of 40 CFR 264;
- All closure cost estimates under 40 CFR 264.142 and all contingent post-closure cost estimates under 40 CFR 264.144;
- Records of quantities and date of placement for each shipment of hazardous waste placed in land disposal units under an extension to the effective date of any land disposal restriction granted; and
- For any restricted waste generated that can be land disposed without further treatment, and is sent to a land disposal facility, a notice and certification will be sent to the treatment, storage, or land disposal facility with the waste. The notice will state that the waste meets the applicable treatment standards set forth in Subpart D of 40 CFR 268 and applicable prohibitions set forth in 40 CFR 268.32 or RCRA section 3004(d). The notice will include the following information:

1. EPA Hazardous Waste Number; and
2. The corresponding treatment standards and all applicable prohibitions set forth in 40 CFR 268.32 or RCRA Section 3004(d).

- Training records, inspection reports, waste minimization certifications, closure plan, and Corrective Action Documents.

Further, the LDR certification will be signed by an authorized representative and will state the following:

> *I certify under penalty of law that I personally have examined and am familiar with the waste through analysis and testing or through knowledge of the waste to support this certification that the waste complies with the treatment standards specified in 40 CFR Part 268 Subpart D and all applicable prohibitions set forth in 40 CFR 268.32 or RCRA Section 3004(d). I believe that the information I submitted is true, accurate, and complete. I am aware that there are significant penalties for submitting a false certification, including the possibility of a fine and imprisonment.*

Section 264.74 requires that all records, including plans, must be furnished upon request to duly designated representative of the Regional Administrator, and this requirement will be honored. A copy of all records of waste disposal locations and quantities will be submitted to the Regional Administrator and/or FDEP upon closure of the facility, if applicable.

As a registered transporter and storage facility for mercury-containing lamps and devices destined for recycling, the Branch complies with the record keeping requirements of FAC 62-737.

Land Ban Notification/Certification Forms

In accordance with 40 CFR 268.7, Safety-Kleen will provide notification/certification for wastes banned from landfills as follows:

1. Special forms for each regularly handled wastes types (e.g., parts washer solvent, immersion cleaner, and percholoroethylene); or
2. A general form that must be completed for unique or nonstandard waste streams.

The notice is required paperwork for the streams handled by Safety-Kleen. When a shipment with the notice is received, the notice is kept in the files of the receiving facility with the manifest or with the pre-print if a manifest is not used.

The facility will comply with the RCRA permitting conditions found in 40 CFR Part 270.30(l)(1), 270.30(l)(2), and 270.30(l)(6). The facility will comply with the record keeping requirements found in 40 CFR Part 264.1064 and 264.1089.

Part II. General

A-8

The Federal laws found in 40 CFR Part 270.3 do apply to Safety-Kleen although they do not appear to be applicable at this time.

Exhibit C-1

Statistical Model (Gibbons)

Statistical Analysis of Annual Waste Characterization Data

Prepared by
Robert D. Gibbons Ph.D.

for

Safety Kleen
July 23, 1998

1 Introduction

Since 1990, Safety-Kleen has undertaken a major analytical study each year to document the contaminants in some of its most common waste streams to determine which TCLP waste codes should appear on the manifest for that waste. This Annual Waste Recharacterization Program is both expensive and extensive. Upon review, it appeared that regulatory agency instructions for how to interpret the data might not have been in line with current policy, as reflected in SW846. The general approach is based on development of an upper 90% confidence limit[1] for the true concentration of each constituent, which can in turn be directly compared to regulatory standards to determine if the waste code should or should not be added to a particular waste stream (e.g., Premium Gold Parts Washer Solvent 150). The regulatory basis for this type of comparison stems from U.S. EPA SW846 Chapter 9 (September 1986) guidance on determining if a waste stream is hazardous.[2] The primary complicating feature is the presence of large numbers of nondetects which raises serious question regarding the use of the parametric approach. In light of this concern, nonparametric methods are used throughout.[3] Specifically, following U.S. EPA SW846, we construct a nonparametric 90% upper confidence limit (UCL) for the 50th percentile of the distribution (i.e., median), which is equivalent to the 90% UCL for the mean in the case of a symmetric distribution such as the normal distribution.

---

[1] "Consequently, the CI employed to evaluate solid wastes is, for all practical purposes, a 90% interval." U.S. EPA SW846 (1986) chapter 9 page 6.

[2] "The upper limit of the CI for μ is compared with the applicable regulatory threshold (RT) to determine if a solid waste contains the variable (chemical contaminant) of concern at a hazardous level. The contaminant of concern is not considered to be present in the waste at a hazardous level if the upper limit of the CI is less than the applicable RT. Otherwise the opposite conclusion is reached. "U.S. EPA SW846 (1986) chapter 9 page 3

[3] "If the data do not adequately follow the normal distribution even after logarithm transformation, a nonparametric confidence interval can be constructed. This interval is for the median concentration (which equals the mean if the distribution is symmetric)." U.S. EPA Statistical Analysis of Ground-Water Monitoring Data at RCRA Facilities, April 1989, page 6-8

2 Method

Following Chapter 9 of SW846, the 90% UCL for the mean concentration obtained from a series of n representative samples is to be compared to the appropriate regulatory standard to determine if the waste stream is hazardous. If the UCL exceeds the standard, the waste stream is considered hazardous. The applicant must compute the UCL that is appropriate for the specific distributional form of the data. Given the large number of nondetects for many of the constituents, it is difficult if not impossible to clearly identify the underlying distributional form of the data. In this case, the U.S. EPA guidance indicates that a nonparametric alternative should be used.[4]

Nonparametric confidence limits are derived as follows. Given an unknown P x 100th percentile of interest (e.g. the 50th percentile or median),[5] where P is between 0 and 1, and n concentration measurements, the probability that any randomly selected concentration measurements being less than the P x 100th percentile is simply P and the probability of exceeding the P x 100th percentile is 1 - P. In light of this, the number of sample values falling below the P x 100th percentile out of a set of n measurements follows a Binomial distribution with parameters n and P.

The connection with the Binomial distribution can be used to determine an interval formed by a given pair of order statistics (i.e. ranked values) that will contain the percentile of interest, in this case the 50th percentile. Similarly, the Binomial distribution can also be used in constructing an upper limit (i.e. one-sided) for the percentile (e.g. a 90% upper confidence limit for the 50th percentile of the distribution). The computational formula for the cumulative binomial distribution $B(x;n,p)$, representing the probability of getting x or fewer successes in n trials with success probability p is given by

$$Bin(x;n,p) \equiv \sum_{i=0}^{x} \binom{n}{i} p^i (1-p)^{n-i}$$

To draw inference regarding the P = 50th percentile, we set p = .5 in the previous equation. For a one-sided UCL we compute

$$1-\alpha = 1 - Bin(U-1;n,.5)$$

beginning from the sample median. We then increase U by one until in this case 1 - α is equal to at least .90. The smallest value of U that provides 1 - $\alpha \geq .9$ is then the order statistic (i.e., ranked value) that is the nonparametric 90% UCL for the 50th percentile of the distribution.

---

[4] "If the data do not adequately follow the normal distribution even after logarithm transformation, a nonparametric confidence interval can be constructed." U.S. EPA, 1989

[5] "This interval is for the median concentration (which equals the mean if the distribution is symmetric)." U.S. EPA (1989), page 6-8

3 Illustration

Consider the following most recent 50 data values for PCE (D039) obtained from Premium Gold Parts Washer Solvent-150.

Table 1
Premium Gold Parts Washer Solvent - 150
50 most recent samples in order of increasing concentration
in ppm

<50.000	<1.000	<0.100	<0.100	<0.100
<0.100	<0.100	<0.100	<0.100	<0.100
<0.100	0.110	0.200	0.200	0.220
0.230	0.260	0.510	0.870	0.880
1.000	1.300	1.500	1.800	2.000
2.700	2.700	3.300	5.400	7.000
7.100	12.000	12.300	17.200	19.700
20.000	20.000	21.200	23.600	32.300
51.100	52.500	136.000	211.000	286.000
508.000	635.000	771.000	940.000	2810.000

For n =50, p =.5 and 1 - α = .9, we find that U = 31 is the smallest order statistic that provides 90% confidence or more (1 - α = .941). As such, we select the 31st largest value in Table 1 which is 7.1 ppm as our UCL. Since 7.1 ppm is larger than the standard of 0.7 ppm, then the D039 waste code is required for this waste stream.

4 Conclusion

The data in the following package have been interpreted using the methodology described. The waste codes for each stream were determined as those parameters for which the 90% UCL for the median concentration was above the regulatory limit, based on review of the last two years of samples or the most recent 50 samples, whichever yielded the larger number of samples to consider.

EXHIBIT C-2

AR SAMPLING PROGRAM LOCATIONS 2018

Arizona
Chandler

California
Los Angeles
Sacramento
Santa Ana

Florida
Tampa

Idaho
Boise

Kansas
Wichita

Massachusetts
Salisbury

Nebraska
Grand Island
Omaha

New Mexico
Albuquerque
Farmington

New York
Avon
Cohoes
Lackawanna
Syracuse

North Carolina
Archdale
Charlotte
Charlotte
Raleigh
St. Pauls

North Dakota
Bismarck

Oklahoma
Oklahoma City
Tulsa

Oregon
Clackamas

South Carolina
Lexington

Utah
Salt Lake City

Vermont
Barre

Virginia
Chesapeake
Chester
Vinton

Wisconsin
Kaukauna
Waukesha

Exhibit C-3

California Annual Recharacterization Sampling Analysis

Statistical Comparison of Annual Recharacterization Data from California to the Rest of the Nation

Prepared by
Robert D. Gibbons Ph.D.
for
Safety Kleen

March 2004

1 Introduction

Since 1990, Safety-Kleen has undertaken a major analytical study each year to document the contaminants in some of its most common waste streams to determine which TCLP waste codes should appear on the manifest for that waste. This Annual Waste Recharacterization Program is both expensive and extensive. The general approach is based on development of an upper 90% confidence limit for the true concentration of each constituent, which can in turn be directly compared to regulatory standards to determine if the waste code should or should not be added to a particular waste stream (*e.g.*, Premium Gold Parts Washer Solvent 150). The regulatory basis for this type of comparison stems from U.S. EPA SW846 Chapter 9 (September 1986) guidance on determining if a waste stream is hazardous. As stated by U.S. EPA, "The upper limit of the CI for μ is compared with the applicable regulatory threshold (RT) to determine if a solid waste contains the variable (chemical contaminant) of concern at a hazardous level. The chemical contaminant of concern is not considered to be present in the waste at a hazardous level if the upper limit of the CI is less than the applicable RT. Otherwise the opposite conclusion is reached" (U.S. EPA SW846 (1986) chapter 9 page 3). The primary complicating feature is the presence of large numbers of nondetects which raises serious question regarding the use of the parametric approach. In light of this concern, nonparametric methods are used throughout this analysis. Again, as stated by U.S. EPA, "If the data do not adequately follow the normal distribution even after logarithm transformation, a nonparametric confidence interval can be constructed. This interval is for the median concentration (which equals the mean if the distribution is symmetric)" (U.S. EPA *Statisti-*

cal Analysis of Ground-Water Monitoring Data at RCRA Facilities, April 1989, page 6-8). Specifically, following U.S. EPA SW846, Safety Kleen constructs a nonparametric 90% upper confidence limit (UCL) for the 50th percentile of the distribution (*i.e.*, median), which is equivalent to the 90% UCL for the mean in the case of a symmetric distribution such as the normal distribution.

In review of this work, the State of California (DTSC/HML) has requested evidence that the data collected by Safety Kleen (SK) from California generators are representative of the data from the rest of the nation. Note that this involves a large number of statistical comparisons. There are as many as 11 waste streams and 33 constituents per waste stream (metals, volatile organics, semivolatile compounds, pH and flash point). In all, there are as many as 11*33=363 comparisons to be made. Using 95% confidence, there will be as many as 363*.05=18 comparisons that are significantly different by chance alone. In the following sections, a statistical methodology is described that will detect real differences when they are present (*i.e.*, have a low false negative rate) and not identify differences that are consistent with chance expectations (*i.e.*, have a low false positive rate).

2 Method

To compare the California data to the rest of the nation, data from all states except California will be used to construct a statistical prediction interval for the mean (or median in the nonparametric case) concentration obtained from the California generator samples. If the actual mean concentration for the California samples is within the prediction interval, then we can conclude with 95% confidence that the California concentrations are consistent with the concentrations observed across the nation. By contrast, if the California mean concentration is outside of the prediction interval, then we can conclude with 95% confidence that the California samples contain concentrations that are either higher or lower than those found in the rest of the country (for a particular waste stream and constituent). A two-sided interval will be used to determine if additional waste codes should be added or if some waste codes should be deleted from the California list.

In the following sections, statistical details of normal, lognormal, and nonparametric forms of these prediction intervals are provided.

2.1 Normal Prediction Intervals for the Mean of m Future Measurements

In certain cases, we may be interested in comparing an average concentration from a small group to a much larger control population. For example, we may wish to compare the mean concentration for generators in California, to the concentration distribution for the rest of the country. One approach to solving this problem is to compute a normal prediction interval for the mean of m new samples, based on a background data set of n samples. For example, the m samples may be from all generators in California, and the n samples may be from a large number of generators across the nation (excluding California). The $(1-\alpha)100$ percent normal prediction interval for a single future mean of m samples is:

$$\bar{x} \pm t_{[n-1,1-\alpha/(2k)]} s \sqrt{1/m + 1/n}\,, \tag{1}$$

where t is an upper percentage point of Student's t-distribution on $n-1$ degrees of freedom, s is the standard deviation of the n background samples, $\bar{x}$ is the mean of the n background samples, and k is the number of statistical comparisons being performed.

3 Lognormal Prediction Intervals for the Median of m Future Measurements

When the distribution of the n background measurements is shown to be lognormal, the $(1-\alpha)100\%$ lognormal prediction interval for the median of the next m measurements is:

$$exp\left(\bar{y} \pm t_{[n-1,1-\alpha/(2k)]} s_y \sqrt{1/m + 1/n}\right)\,. \tag{2}$$

where $\bar{y}$ and s_y are the mean and standard deviation of the natural log transformed data. While in the normal case, the analogous prediction interval is for the mean, in the lognormal case, the exponentiated limit is for the median value.

4 Lognormal Prediction Intervals for the Mean of m Future Measurements

When the data are lognormally distributed and the comparison of interest is in reference to a future mean, we can use Land's coefficients to obtain an

approximate $(1-\alpha)100\%$ lognormal prediction interval for the mean of m future measurements. The lower prediction limit is

$$exp\left(\bar{y} + .5s_y^2 + H_{\alpha/(2k)}s_y\sqrt{\frac{1}{m}+\frac{1}{n}}\right), \tag{3}$$

and the upper prediction limit is

$$exp\left(\bar{y} + .5s_y^2 + H_{1-\alpha/(2k)}s_y\sqrt{\frac{1}{m}+\frac{1}{n}}\right), \tag{4}$$

where H_α and $H_{1-\alpha}$ are factors for deriving lognormal confidence intervals given by Land (1971, 1975).

5 Nonparametric Prediction Intervals for the Median of m Future Measurements

In the nonparametric case, we can also construct a prediction interval for the median of m measurements based on a background of n samples. The idea is to identify a pair of upper and lower order statistics of the n background measurements that will provide $(1-\alpha)100\%$ confidence of including the median California measurement. Note that for nonparametric intervals, the mean is not defined, so we must construct an interval for a future median. Fligner and Wolfe (1979), Guilbaud (1983) and Hahn and Meeker (1991) illustrate how the inverse hypergeometric distribution (Guenther, 1975) can be used to identify the appropriate order statistic of the n background measurements that will provide the desired level of confidence $1-\alpha$, for given values of n and m. The inverse hypergeometric distribution is computed as the function

$$G(l,u,r,m,n) = \sum_{i=l}^{u} g(i, r+i, m, n) \tag{5}$$

where

$$g(i, r+i, m, n) = \frac{\binom{r-1}{i}\binom{n-r}{n-i}}{\binom{n}{m}} \tag{6}$$

and l is the lowest and u is the highest order statistic in the current interval, r is the median rank of the m new samples and n is the number of background measurements. To obtain a two-sided upper prediction limit (UPL), we iteratively solve for

$$G(l, u-1, r, m, n) \geq 1 - \alpha/(2k)\,, \tag{7}$$

for l and u.

6 Summary of Statistical Approach

In summary, depending on detection frequency, and distributional form, normal, lognormal, or nonparametric prediction intervals were computed to compare the mean(median) concentration in California for each waste stream, and for each monitored constituent to the national database (excluding California). For normal and lognormally distributed constituents, we constructed a prediction interval for a future mean. If distributional testing for the national database (excluding California) did not support normality or lognormality, or if the detection frequency was less than 50%, we computed a nonparametric prediction interval for a future median concentration. Given the large numbers of constituents, we adjusted the individual comparison false positive rate (for each waste stream) to provide an overall false positive rate of 5% (*i.e.*, 95% confidence) for each waste stream.

In those cases in which the actual mean(median) for the California data exceeded the UPL, a normal 90% upper confidence limit was computed for that waste, stream, and constituent, and that state-specific limit will be used to determine whether a specific waste-code should be associated with that waste stream in California.

7 Results

The previously described statistical methodology was applied to the following constituents:

Constituents used in the Analysis

Constituent
1,1-dichloroethylene
1,2-dichloroethane
1,4-dichlorobenzene
2,4,5-trichlorophenol
2,4,6-trichlorophenol
2,4-dinitrotoluene
2-methylphenol
Arsenic
Barium
Benzene
Cadmium
Carbon tetrachloride
Chlorobenzene
Chloroform
Chromium
Flash point
Hexachlorobenzene
Hexachlorobutadiene
Hexachloroethane
Lead
M+p-cresol
Mercury
Methyl ethyl ketone
Nitrobenzene
Pentachlorophenol
pH
Pyridine
Selenium
Silver
Tetrachloroethylene
Trichloroethylene
Vinyl chloride

in the following waste streams:

Waste Streams used in the Analysis

Waste Stream
Antifreeze
Auto Oil
Dry Cleaner Bottoms (DCB)
Aqueous Parts Washer (APW)
Immersion Cleaner
Industrial Oil
Paint Waste
Parts Washer Solvent (PWS) 105+150
Parts Washer Solvent 105R
Parts Washer Solvent 150
Parts Washer Solvent Sludge/Dumpster Mud (SDM)
Parts Washer Solvent Tank Bottoms (TB)

Overall, the majority of California data were consistent with the rest of the United States. 1,4DCB was less than the immersion cleaner LPL, whereas pH exceeded the UPL. For paint waste, TCE was less than the national LPL. For PWS 105+150, 1,4-DCB, 2-methylphenol, and benzene all exceeded the corresponding national UPLs. For PWS-SDM, pH exceeded the UPL. For PWS-TB, flash point was less than the national LPL.

For these waste streams and constituents, the California 90% normal UCLs (which can be used *in place* of the national values) were

Constituents used in the Analysis

Waste Stream	Constituent	CA UCL in mg/L	Nat'l UCL in mg/L	Reg Limit in mg/L
Antifreeze	PCE	272	NA	0.7
Auto Oil	PCE	696	NA	0.7
Auto Oil	Benzene	21	NA	0.5
Immersion Cleaner	1,4-DCB	80	140	7.5
Immersion Cleaner	pH	10.5	10	2-12.5
Paint Waste	TCE	64	27.1	0.5
Parts Washer Solvent 105+150	1,4-DCB	.54	<2.0	7.5
Parts Washer Solvent 105+150	2-methylphenol	.44	1.8	200
Parts Washer Solvent 105+150	Benzene	8.7	2.2	0.5
Parts Washer Solvent SDM	pH	8.7	8.2	2-12.5
Parts Washer Solvent TB	Flash Point	Too Few (n=2)	145	140

These UCLs can be used in place of the national UCLs; however, I do not recommend use of the California UCLs for PCE in antifreeze and auto oil, because they are elevated due to a single outlying value. All analytical Tables are presented in the Appendices.

References

[1] Fligner, M.A. and Wolfe, D.A. (1979). Nonparametric prediction limits for a future sample median. *Journal of the American Statistical Association*, 30, 78-85.

[2] Guenther, W.C. (1975). The inverse hypergeometric - a useful model. *Statistica Neerlandica*, 29, 129-144. Note: A statistical foundational paper useful in deriving nonparametric prediction intervals.

[3] Guilbaud, O. (1983). Nonparametric prediction intervals for sample medians in the general case. *Journal of the American Statistical Association*, 78, 937-941.

[4] Hahn, G.J. and Meeker, W.Q. (1991). *Statistical Intervals : A Guide for Practitioners*. Wiley, New York. Note: An excellent text on statistical prediction, tolerance, and confidence intervals.

[5] Land, C.E. (1971), "Confidence intervals for linear functions of the normal mean and variance," *Ann. Math. Stat.*, 42, 1187-1205.

[6] Land, C.E. (1975) Tables of confidence limits for linear functions of the normal mean and variance. In, *Selected Tables in Mathematical Statistics*, Vol. III, American Mathematical Society, Providence R.I., pp 385-419.

[7] Wilk, M.B., and Shapiro, S.S. (1968). The joint assessment of normality of several independent samples. *Technometrics*, 10, no 4. 825-839.

Exhibit C-4

Sample Testing Protocol

Annual Re-Characterization Sample Testing Protocol

Spent Material	Test Parameters	Test Methods
Parts Washer Solvent	Flash Point by Pensky Martens Closed Cup Tester	EPA SW-846 1010A
	pH	EPA SW-846 9045D
	Apparent Specific Gravity and Bulk Density of Waste	ASTM D5057
	TCLP Metals	EPA SW-846 1311, 6010D, 7470A, 7471B
	TCLP Semi-Volatiles	EPA SW-846 1311, 8270D
	TCLP Volatiles	EPA SW-846 1311, 8260B
Bottom Sediment from the Spent Parts Washer Solvent Tank and Return/Fill	Same as above	
Immersion Cleaner	Same as above	
Paint and Paint Gun Cleaner Waste	Same as above	
Aqueous Brake Clener	Same as above	
Dry Cleaner Waste	Same as above	

Based on the process generating the waste streams outlined in the above table, 40 CFR 261.24 regulated herbicides and pesticides are not expected to be present; and are therefore, not included in the parameters tested under the Annual Re-Characterization Program.

Analysis is performed on a representative grab sample obtained from a single customer's waste container using a COLIWASA (Composite Liquid Waste Sampler) unless compositing is required by a facility-specific waste analysis plan.

Exhibit C-5

Sampling Procedures

Annual Re-characterization Sampling Instructions

Good sampling practices are critical to the success of the Annual Re-characterization program. Please take your time when pulling samples, ensuring that all of the following requirements are fulfilled.

Training Requirements and Supporting Documentation

✓SAFETYFIRST!

- ✓ Personal Protective Equipment (PPE) – Follow requirements in attached PPE Matrix
- ✓ Prior to shipping samples by FedEx Air, you must complete the following:
  - IATA Dangerous Goods Regulations Training.
  - Sample shipping requirements are outlined in BOG O310-005 (US) and OC310-005/OC310-005 FC (Canada) and Clean Harbors TC 8.0 Handling, Packaging, and Transporting Samples policy

Supply Checklist

NOTE: To minimize opportunity for contamination, all AR sampling supplies are to be stored in facility office building until needed for actual sampling.

- ✓ Disposable COLIWASA (SK P/N 8941)
- ✓ Disposable plastic scoop
- ✓ Disposable plastic bucket if composite required (e.g., 6 gallon SK P/N 706)
- ✓ Sample Kits
  - SK P/N 3419 – Required for all dry cleaning related materials
  - SK P/N 82260 – Required for all other samples
- ✓ Housekeeping Supplies
  - PIG® Universal Heavy-Weight Mat
  - PIG® Heavy-Duty Maintenance Wipes
  - Plastic garbage bags
- ✓ Non sparking tools
- ✓ Grounding and bonding equipment
- ✓ Paperwork and Packaging Supplies
  - Chain of Custody form
  - Pen and Sharpie Marker
  - Packaging Tape

Pre-sampling Preparation

- ✓ Time – allow 15 minutes per sample
- ✓ **IMPORTANT** - Make arrangements with warehouse workers/material handlers to set aside containers from different customers. Each container sampled must be from a different customer.
- ✓ Place sample kit freezer packs in the freezer 24 hrs prior to sampling event.
- ✓ Purchase bags of ice to supplement the freezer packs if shipping samples in warmer weather
- ✓ Fill out Chain of Custody (COC) forms completely

How to fill out the Chain of Custody (COC) Form

1. Complete all fields in the COLLECTION INFORMATION section
2. **IMPORTANT** - Both the Customer Name(s) and Customer Number(s) associated with the container(s) being sampled must be documented on the COC.

In the event the analytical report shows atypical waste codes, we'll be able to track the sample back to the generator to discuss their specific process and possible source for contamination. Decision will need to be made regarding whether or not the generator's waste should remain as CORE, or is better handled through CWS.

3. A unique identification number must be assigned to each sample using the format ***AR2017_DEPT ID_sample description*** (e.g., AR2017_77WIB_Premium Solvent, etc.).

4. The same number must be written on the associated sample jar custody label so that the lab can match-up paperwork with samples upon receipt.

5. The sample collector must sign the RELINQUISHED BY section and enter the date and time of shipment.

6. Enter the air bill number on the COC form and make a copy of the form for your records.

Sampling

The majority of facilities' WAPs require "grab samples". A select few, however, require composite samples. See section below on how to obtain a composite sample.

The following table summarizes how samples are typically taken. Keep in mind, the waste streams required for sampling are permit specific (i.e., not every facility will be required to sample every stream outlined in the below table).

- Sampling Methods/Practices to be used
  - ASTM D5495 - *Standard Practice for Sampling with a Composite Liquid Waste Sampler (COLIWASA)*
  - ASTM D5633 - *Standard Practice for Sampling with a Scoop*

Sample Type	Sampling Location	Sample Size/Kit	Homogenization Technique	Sampling Device
Aqueous Brake Cleaner	5 gallon poly carboy	1 quart TCLP kit	Grab sample using multiple COLIWASA pulls or pour contents into a new bucket Stir/mix contents before sampling.	COLIWASA
Dry Cleaner Naphtha/PERC Bottoms/Filters	Drum	1 quart DOT SP-9168 Exemption Packaging	Grab sample Stir/mix content of drum with COLIWASA before sampling	COLIWASA or Scoop
Immersion Cleaner	Drum	1 quart TCLP kit	Grab sample Stir/mix content of drum with COLIWASA before sampling	COLIWASA
Paint Gun Cleaner Paint Waste	Drum	1 quart TCLP kit	Grab sample Stir/mix content of drum with COLIWASA before sampling	COLIWASA
Parts Washer Solvent Bulk Tank	Tank	1 quart TCLP kit	Grab sample	Tank valve or from tanker using a COLIWASA during annual draw down
Dumpster Sludge (APW and PWS)	Return and Fill	1 quart TCLP kit	Grab sample Stir/mix up Return and Fill bottoms with scoop before sampling	Scoop

Sample Type	Sampling Location	Sample Size/Kit	Homogenization Technique	Sampling Device
Tank Bottoms (APW and PWS)	Tank	1 quart TCLP kit	Grab sample during tank clean out Stir/mix up tank bottoms with scoop before sampling	Scoop
PWS 105	Drum	1 quart TCLP kit	Grab sample Stir/mix content of drum with COLIWASA before sampling	COLIWASA
PWS Premium	Drum	1 quart TCLP kit	Grab sample Stir/mix content of drum with COLIWASA before sampling	COLIWASA
APW	Drum	1 quart TCLP kit	Grab sample Stir/mix content of drum with COLIWASA before sampling	COLIWASA
Antifreeze	Drum	1 quart TCLP kit	Grab sample Stir/mix content of drum with COLIWASA before sampling	COLIWASA
Used Oil	Drum	1 quart TCLP kit	Grab sample Stir/mix content of drum with COLIWASA before sampling	COLIWASA

1. Bring all items in the *Equipment Checklist*, including frozen sample kit freezer packs/ice, with you to the sampling location.
2. Wear required PPE
3. Obtain a representative sample using a disposable plastic scoop or disposable COLIWASA

   IMPORTANT – a new scoop or COLIWASA must be used for each sample pulled

4. Place all sampling debris in plastic garbage bag(s) and dispose of as Branch Generated Debris
5. Ensure the sample jar lid is tight. Seal the lid to the jar by wrapping with packaging tape.
6. Attach *Custody Seal* across the lid of the jar in such a way that the seal must be broken to open the jar. The *Custody Seal* must be signed by the sampler and contain the date, time the sample was pulled, and unique sample ID (ID must follow required format and match the ID written on the accompanying COC).
7. Place the sample jar(s) into a "Samples Only" refrigerator until ready to ship.
8. When ready to ship, place the quart sample jar into the TCLP kit with frozen freezer packs. Use additional bagged ice if shipping during warm temperatures. Close up the Styrofoam cooler and place the COC paperwork on top before sealing up the cardboard shipping box using shipping tape.

IMPORTANT - Ship samples Monday thru Wednesday via *FedEx Priority Overnight* to ensure they arrive Thursday or Friday when lab personnel are available to unpack and place in a refrigerator.

TestAmerica Laboratory
Attention: Debra Bowen (412.963.2445)
301 Alpha Drive, RIDC Park
Pittsburgh, PA 15238

CRITICAL – SAMPLE(S) MUST ARRIVE COLD AND LAB MUST ANALYZE WITHIN 14 CALENDAR DAYS FROM THE DATE YOU PULLED THE SAMPLE(S). IF SAMPLES ARRIVE WARM OR EXCEED 14 DAYS, YOU WILL NEED TO RESAMPLE.

Revised 3/1/2017
Rick Haskins

Sampling using a COLIWASA

- Ensure the COLIWASA is functioning properly before use. Confirm that the stopper is securely attached to the plastic rod and provides a good seal when in the closed position.
- **OPEN** the COLIWASA and **SLOWLY** lower into the container until it touches the bottom. The COLIWASA must not be lowered with the stopper in the closed position. Opening the stopper after the tube is submerged will cause material to flow in from the bottom layer only, resulting in gross over-representation of that layer. If lowered too fast, a non-representative sample will result.
- When the COLIWASA touches the bottom of the container, pull up on the stopper mechanism to close the COLIWASA.
- Slowly withdraw the COLIWASA from the container while wiping the outside of the COLIWASA with a disposable wipe.
- Place the end of the COLIWASA into the 32-oz sample jar and discharge contents by slowly opening the stopper mechanism.

Obtaining a Composite Sample (Only those branches that require a composite per permit)

- Use a new disposable plastic bucket
- Use a new COLIWASA for each customer container sampled
- For each customer container sampled, you'll actually need to pull the following two samples
    - Place one COLIWASA volume into the compositing bucket
    - Using the same COLIWASA, fill a new quart glass jar (SK P/N 8895). This sample jar needs to be labeled with the customer name and number associated with the container that is being sampled. This sample will serve as a retain in the event analytical on the composite shows atypical results and we need to analyze all associated customer samples. These retains need to be stored until analytical on the composite sample is reported.
- After sampling all customer containers, mix the contents of the bucket.
- Use a COLIWASA to pull a sample of the mixture from the bucket and submit this sample to TestAmerica following instructions above.

Rick Haskins VP Product Dev and Technical Support | Safety-Kleen | A Clean Harbors Company | Elgin, IL rick.haskins@safety-kleen.com
847.468.6766 (o) | 630.347.1093 (c) | 847.468.6770 (f) | safety-kleen.com

Revised 3/1/2017
Rick Haskins

Part II

B. CONTAINERS

The hazardous waste container storage area is depicted in Figure 8.1-1. The warehouse is used for storage of virgin materials, permitted hazardous wastes, and transfer wastes.

CONTAINMENT SYSTEM

Hazardous waste container storage is shown in Figure 8.1-1. This warehouse area has concrete floors, and a central collection trench to form a spill containment system within the area.

The containment volume is composed of the sloped concrete floor and a collection trench. The containment calculations are illustrated in Figure 8-2. The total containment volume was measured at 2,594 gallons. Therefore, the maximum storage capacity is 25,937 gallons. The amount of waste that is permitted to be stored in the container storage area is 6,912 gallons. Waste allowed for storage is immersion cleaner, dry cleaning solvent, parts washer solvent dumpster mud, tank bottoms, paint related wastes and oil filters. The types and number of each type of container may vary; however, the storage capacity will not be exceeded. Virgin materials (product) is stored in the northwestern portion of the warehouse building.

FRS Waste and Transfer Wastes

Transfer wastes will be located in the FRS 10-day transfer waste area as depicted in Figure 8.1-1. If needed, 10-day transfer waste may be located in the permitted container storage area for a short period of time. This will count against the total permitted storage capacity of 6,912 gallons of hazardous waste at any one time. Since FRS wastes are 10-day transfer wastes only, they are not required to have containment, although this entire area is provided with secondary containment as described above.

The containment area in the warehouse has been coated with Sikagard® 62 or equivalent. This material, when properly applied, is capable of withstanding the products handled by Safety-Kleen. Other coatings may be used in the future and will be evaluated by Safety-Kleen to ensure, when properly applied, they are capable of withstanding the products handled by SK. The warehouse is completely enclosed to prevent precipitation from entering. In the event the buildings sprinkler system is activated, the secondary containment system should be sufficient to contain the water. Any firewater released to the secondary containment system will be properly characterized, and disposed of, according to federal, state, and local regulations.

Spills from containers are removed by a hand-held, portable electric pump (the COMS pump), wet-dry vacuum, or sorbent materials. Since the characteristics of the stored wastes are known, no analyses are performed for the materials collected from the containment area. All collected materials are sent to a RCRA permitted recycling/reclamation facility.

Any small spill which might occur would generally puddle where it was spilled. The spilled material would be cleaned up where it puddles or be manually directed to the containment trench. In the event that a large spill were to occur, some dispersion would be expected to occur based on the direction, force, and pathway obstacles presented by and to the spill. Only a catastrophic event would result in an exceedance of the 2,594-gallon containment capacity. In this case, once outside the containment area, the wastes would flow onto paved surfaces outside the building. These are the same surfaces that serve to protect soils and ground water from contamination due to spills occurring during loading/unloading.

Container Movement

In the container storage area, containers are handled with a hand-truck or forklift that is free of sharp points. Every time a drum is moved, a chance exists that it will be tipped over, dropped, or punctured. To minimize the possibility of spillage, containers are tightly covered and kept in an upright position. A small portable electric pump is available to quickly transfer the liquid from any leaking container into another safe container. Each route truck is equipped with a lift-gate or an electric hoist. These devices are used in the loading/unloading operation to minimize chances for spillage and/or employee injury. With the exception of parts washer solvent, drummed wastes may be loaded/unloaded at the dock on the west side of the building. The parts washer solvent is loaded/unloaded at the return/fill station.

All containers are transported, moved, and stored carefully in an upright position. Containers are palletized whenever possible to facilitate shipping and storage. Pallets may be stacked up to seven feet, or two high (whichever is higher), while in storage. This will prevent the containers from contacting standing liquid while they are in storage. At no time will containers be stored three high within the facility, either in the container storage area or the 10-day transfer area. Pallets may be shipped up to three high during transportation. The containers will be arranged so that at least two-foot aisle space exists between all rows of pallets such that all containers can be readily visible for inspection and handling. In the case of a leaking drum the aisle space will be adjusted to remove the container to be over-packed into a container of good integrity.

INCOMPATIBLE, IGNITABLE, AND REACTIVE WASTE MANAGEMENT

All materials are managed in accordance with the local fire protection code and fire department recommendations. All containerized ignitable wastes are stored at least 50 feet from the property line.

The facility does not routinely manage unwashed containers that may previously have held materials that would be incompatible with wastes stored at the facility. Also, the used parts washer solvents and used aqueous parts washer solvents consist of materials that are compatible and suitable for bulking.

Procedure for Managing Waste Types

The solvents stored at this facility are typically compatible with each other and with other materials handled at this facility. In some isolated instances, special waste segregation procedures may be necessary at this facility. Wastes are stored primarily in polyethylene and steel containers. Immersion cleaner, dry cleaning, paint waste, and FRS waste containers are never opened at the Branch. Over-pack containers are used for the management of containers whose integrity has been compromised. For ease of inventory control and product integrity, separation and grouping of both used and unused solvents is a standard practice at the Branch. All containers are designed and constructed to be compatible with the stored material and to minimize the possibility of breakage and leaking, in accordance with DOT shipping container specifications.

Potential Fire Sources

The following is a list of fire prevention and minimization measures:

1. *All wastes and products are kept away from ignitable sources* – Personnel must confine smoking and open flames to the Branch designated area which is located outside the front door of the office area. No other smoking areas are designated. The parts washer solvent handling area and the aboveground storage tanks are separate from the warehouse area to minimize the potential for a fire to spread or injury to personnel to occur.

2. *Ignitable wastes are handled so that they do not:*
    - become subject to extreme heat or pressure, fire, explosion, or a violent reaction – The parts washer solvent waste is stored in a tank or in containers, none of which are near sources of extreme heat, fire, potential explosion sources, or subject to violent reactions. The tanks are vented and the containers kept at room temperature to minimize the potential for pressure build-up.
    - produce uncontrolled toxic mists, fumes, dusts or gases in quantities sufficient to threaten human health – The vapor pressure of petroleum-based parts washer solvent is low (2 mm Hg) and it is reactive with strong oxidizers only. Toxic mists, fumes, dusts, or gases will not form in quantities sufficient to threaten human health since strong oxidizers are carefully segregated at this facility and the solvent vaporization will be minimal under normal working conditions.
    - produce uncontrolled fires or gases in quantities sufficient to pose a risk of fire or explosion – See above and below.
    - damage the structural integrity of the Safety-Kleen facility – The solvents stored at this facility will not cause deterioration of the tank, containers, or other structural components of the facility.
    - Per 40 CFR 264.17(b)(5), where specifically required by other sections of this part, the owner or operator (SK) of a facility that treats, stores or disposes ignitable or reactive waste, or mixes incompatible waste or incompatible wastes and other materials, must take precautions to prevent reactions which: through other like means threaten human health or the environment.
3. *Adequate aisle space is maintained* to allow the unobstructed movement of personnel, fire protection equipment, and decontamination equipment to any area of the facility operation in an emergency.
4. *"NO SMOKING" signs are posted* in areas where solvents are handled or stored.
5. *Fire extinguishers are checked* weekly by Branch personnel.

External Factors

The design of the facility is such that a harmful spill is highly unlikely to occur from most external factors. The storage tanks are inaccessible to non-Safety-Kleen personnel and the pump switches are located inside. Also, the container storage area is in a building which is inaccessible to unauthorized personnel.

1. *Vandalism* – Only extreme vandalism would result in a solvent spill or fire. Responses to spills and fires are described in the Contingency Plan (Section 5)
2. *Employee Strikes* – A strike would not result in a solvent spill or fire.
3. *Power Failure* – A power failure would not result in a spill or fire. Should a power failure occur, all activities requiring electricity will cease.
4. *Flooding* – The site elevation is above the projected 100-year floodplain.
5. *Storms or Cold Weather* – The solvent return/fill station is covered to eliminate the possibility of rain or snow entering the dumpsters. No opportunity is foreseen to affect the facility with snow, cold weather, or storm weather.
6. *Hurricanes* – Facility will follow the procedures within the contingency plan.

Run On

The container storage area is approximately 2' above grade in order to prevent and manage run on per 40 CFR Parts 264.175(b)(4) & 270.15(a)(4).

CONTAINER MANAGEMENT

General Protocols

Container management is of paramount importance to Safety-Kleen. All containers are routinely inspected to ensure that the containers are in good condition. If rusting or structural defects are visible, or if the container begins to leak, the contents of the container are immediately transferred to a new sound container. Over-pack containers are commonly used for the management of containers whose integrity has been compromised. Hazardous waste containers are always kept closed during storage except when adding or removing waste. Containers are not handled or stored in a manner that could potentially cause a rupture or leak.

Specific Waste Stream Containers

Parts washer solvent is collected in containers and generally emptied into the wet dumpster at the return/fill station (which is piped to the tank farm). The containers are designed and constructed to be compatible with the stored material and to minimize the possibility of breakage and leaking, in accordance with DOT shipping container specifications.

The immersion cleaner is always contained in partially filled covered containers before, during, and after its use. Until received at the recycle center, the immersion cleaner is never transferred to another container. The containers of used immersion cleaner are returned to the facility and stored in the designated container storage area before shipment to a permitted Safety-Kleen/Clean Harbors TSDF.

Dry cleaning waste is stored in steel or polyethylene containers and consists of perchloroethylene-based waste and naptha-based waste. The contents of the dry cleaning waste containers are not removed or processed at the Tallahassee Branch. It is stored in the designated container storage area before to shipment to a permitted Safety-Kleen/Clean Harbors TSDF.

Paint wastes consist of various lacquer thinner and paints. The waste is collected in containers at the customer's location. Upon receipt at the branch it is stored in the designated container storage area before shipment to a permitted Safety-Kleen/Clean Harbors TSDF.

FRS wastes are kept in steel or polyethylene containers that are compatible with the material in them. FRS wastes are managed as transfer wastes and are located for up to 10-days before shipment to a permitted TSDF.

As part of its protocol for handling mercury-containing lamps and devices destined for recycling, the Branch provides customers with four-foot and eight-foot boxes which hold up to 39 lamps. Boxes are inspected prior to transport from the customer to the Branch. Boxes containing broken lamps are only accepted by Safety-Kleen if they are sealed (with packaging tape or shrink wrapped) so that all seams on the box are closed. If the lamps are broken while in the custody of Safety-Kleen, the entire contents of the box are sealed in plastic shrink wrap or transferred to another container and closed. The boxes are picked up at customer locations and are stored at the Branch in a designated area within the container storage area (Figure 8.1-1). The boxes used to store mercury-containing lamps and devices are labeled in accordance with Florida Administrative Code (FAC) 62-737.400(5)(b). The boxes are periodically shipped to a permitted mercury recovery or reclamation facility.

Safety-Kleen sells its' own private label antifreeze in 55-gallon containers. Customers will then place used antifreeze in these containers to be shipped back to the branch. These containers are stored in the warehouse until being is shipped to SK distribution centers. From there the used antifreeze is shipped to 3rd party recyclers.

Safety-Kleen handles all types of batteries with the exception of lithium batteries. Batteries are stored in 5- and 16-gallon poly containers. Lead acid batteries may be stored on pallets secured by plastic straps. All applicable batteries, per 40 CFR Part 273.2 & 273.9, are managed in accordance with the Standards For Universal Waste Management found in 40 CFR Part 273. Batteries not meeting those standards may be managed as 10-day transfer waste. Batteries are stored in the container storage area as depicted in Figure 8.1-1.

CONTAINER INSPECTION

The purpose of the container inspection plan is to establish a procedure and schedule for the systematic monitoring and inspection of hazardous waste management and other material management facilities to ensure proper operation, maintain compliance, and prevent the release of hazardous wastes to the environment. The Branch Manager or designee is responsible for carrying out the inspections of all hazardous waste

management facilities in accordance with the following procedure and schedule. Inspections are completed electronically (CO CSA Inspection). In the event the system is unavailable they may be completed manually on paper (Figure 8.4-1). Examples of the inspection logs (Electronic & Paper) for the container storage area and associated loading/unloading areas are presented at the end of Part II.B. Container storage area inspections include the following:

- Verify that total volume is within permitted limits;
- Physically examine the condition of containers to verify that leaks have not occurred since the last inspection;
- Note the number, condition, observations made, any date and nature of repairs or other remedial actions for hazardous waste containers generated by the Safety-Kleen branch;
- Verify that all container identification, dates, and hazardous waste labels are attached and current;
- inspect container placement and stacking such as aisle space, height, and stability of stacks; and
- Examine containment areas to detect signs of deterioration and failure of the containment system such as cracks, breakage, settlement, and spillage.

As deficiencies are detected, the Branch Manager will ensure that they are remedied promptly. Any deficiencies which could create an environmental or human health hazard will be rectified immediately.

Other inspections at the facility include those performed on a weekly basis for the security systems. These inspections are described in the contingency plan.

CONTAINER STORAGE AREA CLOSURE PLAN

The container storage area closure plan and closure cost estimates are provided as part of the overall closure plan for the facility in Part II K.

REVISION 0 - 09/16/19

FIGURE 8.1-1
CONTAINER STORAGE AREA
SAFETY-KLEEN SYSTEMS, INC.
TALLAHASSEE, FLORIDA

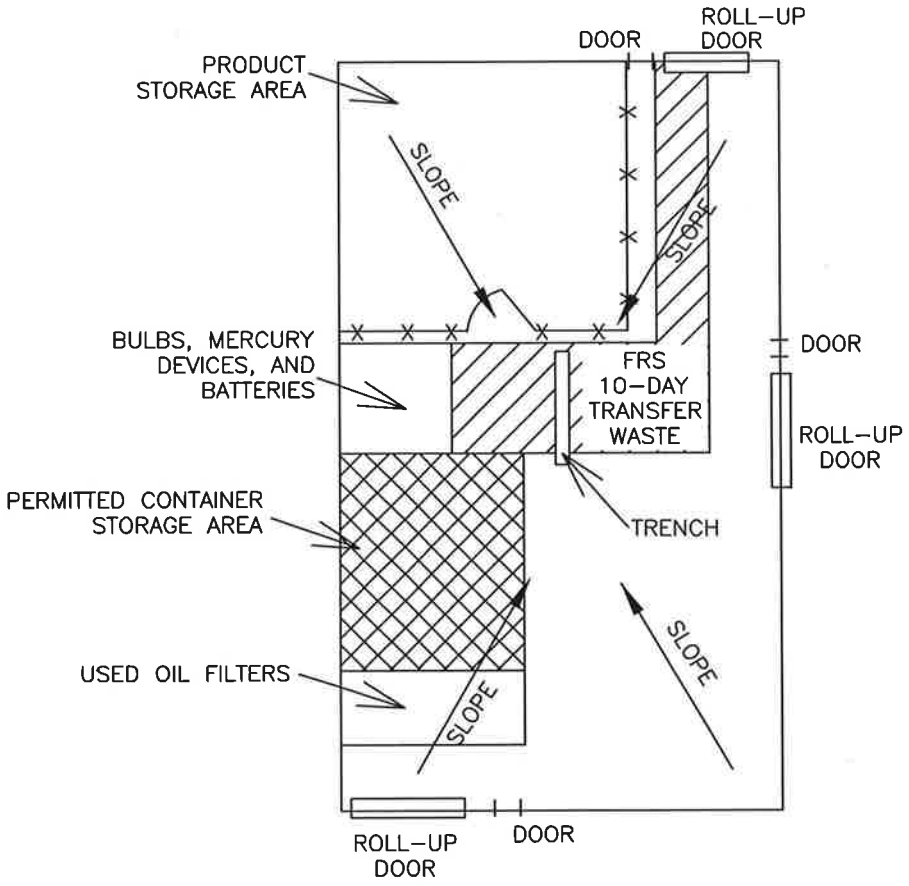

LEGEND

FENCE

N

0 20

APPROXIMATE SCALE (FEET)

PROJECTS\0479208 SAFKLN\CAD Files\TALLAHASSEE\2019\FIGURE 8.1–1.DWG YMG REV 09/12/19

ERM.

Figure 8-2

ERM-South, Inc.
Environmental Resources Management

Project S-K Tallahassee W.O. No. 13112.29 Sheet 1 of 3
Subject Available Storage Capacity Calculations By DS Date 7/14/92
Chkd by WH Date 7/14/92

I Container Storage Area (Figure II, B. 1-2)
Total storage volume includes Trench & sloped floor

(a) Trench



$V_T = (11.75)(1.68)(1.83)$

$= 36.13\ ft^3\ (7.48\ gal/ft^3) = 270\ gal$

(b.) Sloped Floor (3" slope):

Assume 3" depth of pool (h)

$Vol\ @\ 3"\ (V_2) = h\left(A_1^2 + A_2^2 + A_1A_2\right)^{1/2}/3$

where, A_1 = surface area of Trench drain
A_2 = Surface area of pool @ 3" depth

$A_1 = (11'9")(1'8⅛")$

$= (11.75')(1.68') = 19.71\ ft^2$

Figure 8-2

ERM-South, Inc.
Environmental Resources Management

Project S-K Tallahassee W.O. No. 13112.29 Sheet 2 of 3
ject Available Storage Capacity By DJ Date 7/14/92
Chkd by J/H Date 7/14/92

I. Container Storage Area (con't):

A_2 = surface area of pool @ 3" depth (h)

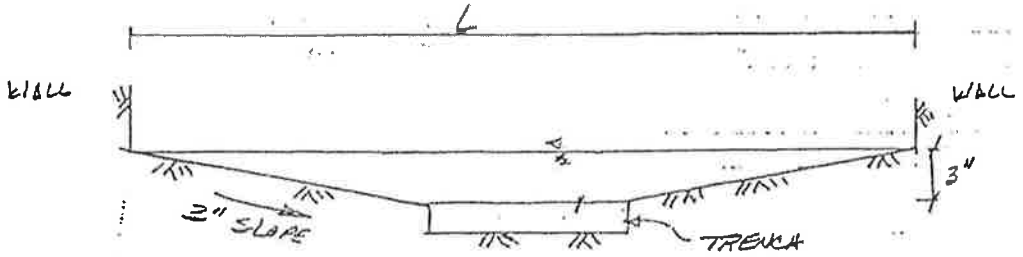

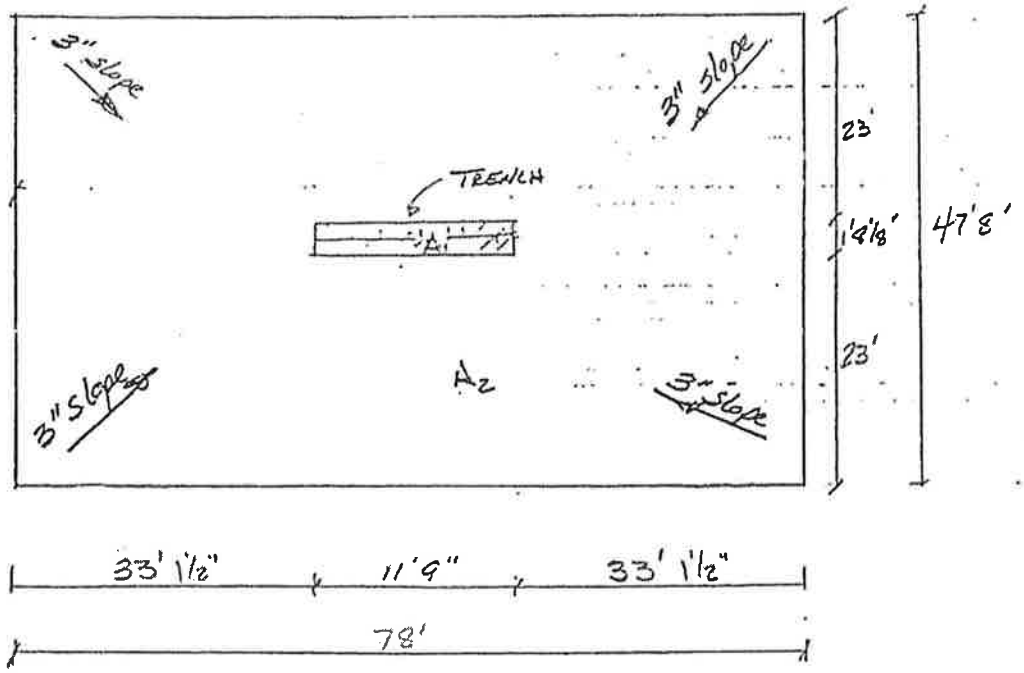

$A_2 = (78')(47'8") = (78')(47.67') = 3718.0\ ft^2$

Vol @ 3" depth = $3/12\ [(19.71)^2 + (3718.0)^2 + (19.71)(3718.0)]\ 1/3$

$= 310.66\ ft^2\ (7.48\ gal/ft^3)$

$V_s = 2323.7\ gal$

Figure 8-2

EKM-South, Inc.
Environmental Resources Management

Project S-K Tallahassee W.O. No. 13112.29 Sheet 3 of 3
Subject Available Storage Capacity By DS Date 7/14/92
Chkd by VH Date 7/14/92

I. Container Storage Area (cont'd):

Available storage volume (V) = V_T + V_S

V = 270 gal + 2323.7 gal

= 2593.7 gal

∴ Allowable storage capacity = 25,937 gal
w/ maximum single container = 2594 gal

Note: Dimensions of container storage area building taken from Construction Plans.

CO Branch Generated Hazardous Waste Container Inspection Log

Form Code: 1423

Compliance Header	
Inspector Name	
Area of Inspection	
Inspection Date and Time	
CO Branch Generated Hazardous Waste Inspection Instruction	
Note the condition of inspection items. Note the number and capacity of branch generated hazardous waste containers ony (10-day transfer containers collected from customers do not apply). All unsatisfactoryf findings must be explained below. Include any repairs, changes, or other remedial actions required or performed.	
CO Branch Generated Hazardous Waste Container Inspection Log Items	
Number of branch generated hazardous waste containers in storage area:	
Capacity of branch generated hazardous waste containers in storage area (16, 30, 55, 85, etc.):	
Notation of observations made (acceptable/not acceptable condition, correct labels, leaking, etc.)	
Compliance Footer	
Inspector Signature	
Attach Photo	
Inspection Overall Assessment	

CO CSA Inspection

Form Code: 28

Compliance Header	
Inspector Name	
Area of Inspection	
Inspection Date and Time	
CO CSA Inspection Instructions	
Note condition of inspection items. If item does not apply to an area, mark N/A. All unsatisfactory findings must be explained below. Include any repairs, changes or other remedial actions required or performed.	
CO CSA Inspection Items	
Container Placement and Stacking - Check for evidence of failure (e.g., containers on pallets, pallets too high, unstable, other).	
Sealing of Containers - Check for evidence of failure (e.g., containers not closed or sealed, open).	
Labeling of Containers - Check for evidence of failure (e.g., no label, improper label, content, other).	
Container Integrity - Check for evidence of failure (e.g., condition, bulging, leaks, rust, corrosion, other).	
Pallets - Check for evidence of failure (e.g., broken, loose, condition).	
Doors - Check for evidence of failure (e.g., indoor area, broken or not working as intended).	
Base/ Foundation/ Roof - Check for evidence of failure (e.g., cracked, gaps, other).	
Berms/ Racks - Check for evidence of failure (e.g., cracks, gaps, broken, other).	

Debris and Refuse - Check for evidence of failure (e.g., proper storage, location, container type, other).	
Exit Signs - Check for evidence of failure (e.g. missing, lamps, battery backup, other).	
Aisle Space - Check for evidence of failure (e.g., minimum 2 ft required, other).	
Containment Area - Check for evidence of failure (e.g., secondary containment, curbing, floor, cracks, deterioration, ponding or wet spots, other).	
Sumps - Check for evidence of failure (e.g., cracks, ponding or wet spots, pitting or deterioration, other).	
Loading/ Unloading Areas - Check condition of area (e.g., available equipment, spill response, containment, pad condition, valve access box, ponding or wet spots, other).	
Communication and Alarm System - Check for evidence of failure (e.g., test function, siren, strobe, other).	
Storage Capacity - Check for acceptable limit (e.g., area or permit retrictions, type restriction, volume limit, other).	
Bonding and Grounding - Check for evidence of failure (e.g., loose, broken, corrosion or deterioration, other).	
Pumps - Check for evidence of failure (e.g., deterioration or broken, leaks, other).	
Inventory Age - Check for acceptable limit (e.g., within area limits, permit restrictions, other).	
Satellite Accumulation Containers - Check for condition and appropriate for area (e.g., filter/basket, solids, label and marking, other).	
Compliance Footer	
Inspector Signature Attach Photo	

Inspection Overall Assessment	

Figure 8.4-1 (page #1)
Safety-Kleen Tallahassee, Florida
Daily Inspection of Warehouse Container Storage Area – Maximum Permitted Volume 6,912 gallons
Inspectors Name/Title:

Monday	Tuesday	Wednesday	Thursday	Friday

DATE (MM/DD/YY)

TIME

Volume in containers	Monday	Tuesday	Wednesday	Thursday	Friday
Branch Generated – 55 gallon					
Oil/Vac samples – 55 gallon					
Used Oil Filters – 30 gallon					
Used Oil Filters – 55 gallon					
Immersion Cleaner					
Paint Waste – 55 gallon					
Paint Waste – 30 gallon					
Paint Waste – 16 gallon					
Paint Waste – 5 gallon					
Dry Clean – 16 gallon					
Dry Clean – 30 gallon					
Dry Clean Filters – 16 gallon					
Dry Clean Filters – 30 gallon					
Oil Filters – 55 gallon					
Used Antifreeze – 55 gallon					
Used Solvent					
Silver recovery – 5 gallon					
Silver recovery – 20 gallon					
TOTAL VOLUME (GALLONS)					
Batteries – 5 gallon					
Batteries – 16 gallon					
Fluorescent bulbs – 4 ft.					
Fluorescent bulbs – 8 ft.					
Mercury Devices					
Transfer Storage Areas					
FRS – 5 gallon					
FRS – 16 gallon					
FRS – 30 gallon					
FRS – 55 gallon					
FRS – 85 gallon					
FRS – 350 gallon tote					
Wrangler bag/Gaylord					

Figure 8.4-1 (page #2)

Waste Volume: **A N** **A N** **A N** **A N** **A N**

If "N", what is the reason: _____

Condition of Containers: **A N** **A N** **A N** **A N** **A N**

If "N" circle appropriate problem: missing or loose lids, incorrect or incomplete labels, rust, leaks, distortion, other: _____

_____

Stacking/Placement/Aisle Space:

A N **A N** **A N** **A N** **A N**

If "N" circle appropriate problem: different from Part B floor plan, containers not on pallets, unstable, broken or damaged pallets, or other: _____

_____

Containment: **A N** **A N** **A N** **A N** **A N**

Curbing, floor and sumps:

(Any material which accumulates in the secondary containment must be completely removed within 24 hours of being discovered) If "N" circle appropriate problem: ponding/wet spots, deterioration (cracks, gaps, etc.) displacement, leaks inadequate sealant, or other: _____

_____

_____

Loading/Unloading Areas:

A N **A N** **A N** **A N** **A N**

If "N" circle appropriate problem: cracks, deterioration, ponding/wet spots, other: _____

_____

_____

Observations, comments, date and specific nature of repairs of any items indicated as "Not Acceptable" (N): _____

_____

_____

_____

A = Acceptable N = Not Acceptable

Part II

C. TANK SYSTEM

ENGINEERING ASSESSMENT OF TANK SYSTEM

An engineering assessment of the tank system was conducted in July 2014. Another Engineering assessment of the tank system will be conducted within 10 years of the July 2014 integrity assessment.

TANK SYSTEM SPECIFICATIONS

The facility includes five aboveground steel tanks. Three 15,000-gallon steel tanks in the above ground storage tank farm, one 15,000-gallon double walled steel tank, and one 8,000-gallon double walled steel tank next to the tank farm (Figure 9.2-1). Hazardous waste used parts washer solvent is returned from Safety-Kleen's customers in containers and the solvent is transferred via the wet dumpster into a 15,000-gallon tank, prior to bulk shipment to Safety-Kleen recycle center. The other four tanks; include two 15,000-gallon tanks (Used Oil), and one 15,000-gallon tank (Clean Solvent), and one 8,000-gallon tank (Used Antifreeze). These four tanks are not considered RCRA tanks. All of the tanks are grounded.

Material Compatibility

Waste stored in the RCRA tank at this facility is used parts washer solvent. The parts washer solvent is compatible with the mild steel tank structure. As with all petroleum storage vessels, water will accumulate over time due to condensation and the water will accumulate in the bottom of the tank.

Tank Operation Procedures and Design

Used solvent is returned from customers via containers and poured into the wet dumpster which has a barrel washer enclosed within it. The container is then placed on roller brushes within the barrel washer. As the machine is turned on, the container rotates on the brush and the outside of the container is cleaned. A nozzle in the barrel washer sprays a stream of solvent into the bottom of the container to flush the inside of

the container. The machine is then turned off and the container is removed. This process takes several seconds per container. The container is then refilled with clean solvent using a pump and nozzle assembly similar to a gasoline dispenser. The waste is transferred to the tank via piping and a pump.

The used solvent is fed to a sump in the bottom of the wet dumpster and automatically pumped to the used parts washer solvent storage tank. A basket within the sump collects sludge from the cleaning operations. Periodically, this basket is removed and sludge is removed and placed into a sludge drum for disposal. The wet dumpster is located in the return/fill station, which is underlain by a secondary containment structure.

The used solvent storage tank is designed and constructed to be compatible with the materials stored. The tank has an emergency vent and pressure/vacuum vent that were installed in accordance with National Fire Protection Association (NFPA) standards, and is equipped with a high-level alarm. A 3" emergency gate valve is located at the base of the tank where the outgoing piping is threaded into the tank. The tank seams are lapped with full fillet welds. The weld was performed with an E70 electrode and can withstand a 4-psi air pressure test (which is performed by the manufacturer). The used solvent tank was installed new in 1989. The tank is aboveground, supported by carbon steel saddles that are anchored to a concrete pad. The tank is supported on an 8-inch concrete foundation slab. Therefore, no surface run-on will contact the wastes stored at the site and no run-off collection system is required. To minimize the amount of precipitation that may collect inside the containment area, a tent has been installed over the tank farm. If rainwater does accumulate in the containment area and it has been verified that no spill has occurred, the rainwater will be discharged to the ground surface. Only the Branch Manager or someone operating under his/her direct orders may discharge to the ground surface. If it is not possible to verify that a spill has occurred, the rainwater will be disposed of in the wet dumpsters.

Controls and Spill Prevention

The tank farm dike and the return/fill station have been sealed with a chemical resistant

coating. The hazardous waste solvent tank has been fitted with a Moormann Analog Automatic Tank Gauge (information on the gauge is provided at the end of this section). Level gauges are used to measure liquid levels in tanks. Float switch-activated automatic high level alarms (which consist of a strobe light and siren) signal the tanks being 95% full. This alarm allows an operator more than two minutes to stop operations and avoid overfilling the tank. The gauges of the tank are read before filling the tank with additional material. Tank level readings are also taken prior to the filling of a tanker truck to prevent overfilling of the truck or tank. A tanker truck provided with a suction pump is used to withdraw used parts washer solvent from the tank. No other equipment or standby equipment is used in the operation of the above-ground tanks. The tank should be operated at a maximum volume of 14,250 gallons (95% of capacity). The secondary containment under the tanks and return/fill station is cleaned within 24 hours of a spill, or in as timely a manner as possible, to prevent harm to human health and the environment.

2" single-walled steel piping from the wet dumpster in the return/fill area to the top of the hazardous waste solvent tank is connected by threaded connectors. This piping runs under the dock and leaves the warehouse building on the south side of the return/fill station. At that point the piping system continues south towards the tank farm and is outside secondary containment (this part of the system has welded connectors). Once it reaches tank farm secondary containment the piping runs vertical to the top of the tank. The piping system leaving the tank is constructed of 3" single-walled steel and is inside secondary containment. Figure 9.1-1 details the system.

Leak Detection System

The Safety-Kleen Tallahassee branch has installed an automatic leak detection system at the above ground storage tank farm for the hazardous waste solvent tank. This system will enable detection of leaks, or releases, to the secondary containment 24-hours a day. The system consists of an Intellipoint sensor, which is placed beside the tank at

the base of the secondary containment structure. The sensor detects the presence or absence of liquids. It will be monitored 24-hours a day, seven days a week, by a 3rd party (Protection One). If the sensor detects liquid it will immediately send a warning notice to Protection One, who will then immediately call the emergency coordinator for the Tallahassee branch. This system will allow continuous leak detection monitoring when the facility is not occupied.

IGNITABLE OR REACTIVE WASTE REQUIREMENT (40 CFR PART 264.198(b))

The owner or operator of a facility where ignitable or reactive waste is stored or treated in a tank must comply with the requirements for the maintenance of protective distances between the waste management area and any public ways, streets, alleys, or an adjoining property line that can be built upon as required in Tables 2-1 through 2-6 of the National Fire Protection Association's "Flammable and Combustible Liquids Code," (1977 or 1981), (incorporated by reference, see Sec. 260.11) (264.198(b)).

TANK SYSTEM SECONDARY CONTAINMENT

Tank Containment

The three tanks in the above ground storage tank farm are underlain by a 25' x 59.5' concrete slab, surrounded by a 36¼' to 38" high concrete wall. The wall height in the containment varies with the floor slope and directs flow toward an approximately 22-gallon blind sump. No surface run-on or precipitation will contact with the wastes stored in the tank farm and no run-off collection and management system is deemed necessary. A tent installed over the tank farm eliminates the chance of precipitation accumulating inside the containment area. The layout of the tank farm is shown in Figure 9.2-1. Tank farm containment calculations are shown in Figure 9.2-2. Containment volume was estimated to be 28,468 gallons. This volume represents greater than 100 percent of the capacity of the largest tank within the containment area. The containment areas have been coated with Sikagard® 62 or equivalent. Inspections of the sealant in the containment areas will be conducted as described in Tank System Inspections. If the sealant is found to be worn or deteriorated such that repairs are warranted, the sealant will be repaired in accordance with the manufacturer's specifications.

Return/Fill Containment

The return/fill station is a 45' x 44' structure (Figure 9.3-1) located between the office building and warehouse. It contains one wet dumpster which handles the flow of waste solvent to the hazardous waste storage tank. This dumpster is not intended for storage but can hold a maximum of 75 gallons.

The area is designed such that the route trucks can be backed into the containment area. The area is enclosed so that no precipitation can get into the return/fill station containment area. The containment calculations for the return/fill station are found in figure 9.3-2.

TANK SYSTEM INSPECTIONS

The purpose of the inspection plan is to establish a procedure and schedule for the systematic monitoring and inspection of hazardous waste management and other material management facilities to ensure proper operation and maintain compliance. The Branch Manager or that person's designee is responsible for carrying out the inspections of all hazardous waste management facilities in accordance with the following procedure and schedule. Inspections are normally completed electronically. In the event of an issue with the electronic system, they will be completed manually on paper. An example of the electronic inspection log for the tank system is located at the end of this section (CO Tank Systems Inspection, CO Return and Fill Area, & CO Tank Sys BB Equipment). The paper inspection, if needed, would be completed on Figure 9.4-1. This daily inspection log, or daily inspections of the tanks and dumpsters will consist of the following:

- Note volume in tank.
- Observe tank exterior for loose anchoring, wet spots, leaks.
- Check the automatic high level alarm. In addition, measure the depth of used solvent in the tanks to confirm the proper functioning of the automatic alarm system and to determine unexpected deviations in tank measuring data, or a sudden drop in liquid level, which may indicate leakage.

- Inspect secondary containment coating, walls, and piping (All piping is above ground).
- Inspect transfer pumps for leaking seals and overheated motors.
- Inspect the solvent dispensing hose, fittings, and valve for any leaks, damage, or wear that could cause a leak to develop.
- Inspect the valves for evidence of leaking. Stem leaks from worn glands and warped valve bodies should be repaired. If the valve cannot be repaired, replace the unit.

Also, the tanks will be visually inspected and tested periodically. The period of time between tank inspections, including shell thickness testing, will not exceed ten years. This time frame for tank inspection is adequate based on Safety-Kleen's experience at its other facilities in Florida. Daily inspection of the solvent return receptacle (wet dumpster) will consist of an inspection for leaks and excess dumpster mud build-up.

TANK SYSTEM CLOSURE AND CONTINGENT POST-CLOSURE PLAN

The tank system closure plan is provided as part of the overall closure plan for the facility in Part 2 K. As discussed below, a contingent post-closure plan for the tanks is not required.

TANK SYSTEM CONTIGENT POST-CLOSURE PLAN

The tank system at the Tallahassee facility meets the secondary containment requirements of 40 CFR 264.193, and is, therefore, not required to have a contingent post-closure plan under 40 CFR 264.197(c). In addition, Safety-Kleen intends to remove or decontaminate all tank system components, associated containment systems, and contaminated soils (if any) at the time of closure. However, should future conditions indicate that all contaminated soils and tank system components cannot practicably be decontaminated or removed, then a plan to perform post-closure care in accordance with the post-closure care requirements that apply to landfill (40 CFR 264.310) will be prepared for implementation upon FDEP approval.

RESPONSE TO LEAKS AND DISPOSITION OF UNFIT-FOR-USE TANK SYSTEMS

In the event that a leak or spill were to occur from a tank system or secondary containment system, the actions identified herein will be undertaken.

Immediate Response

All waste flow to the tank system in question will be ceased immediately. An inspection will be undertaken to identify the cause of the release. Waste flow to the tank system will not resume until the tank system has been inspected, repaired, and declared fit for use. In order to prevent further releases, or to allow inspection and a repair of the system, it may be necessary to remove the waste from the tank system. This waste removal will occur within 24 hours after detection of the leak, or at the earliest practicable time.

All material released to the secondary containment area will be removed within 24 hours, or in as timely a manner as possible, to prevent harm to human health and the environment. Every reasonable effort will be made to prevent migration of the release to soils or surface water. If necessary, visible contamination of surface water and soil will be removed and properly disposed of.

Notifications

Spills less than or equal to one pound and immediately contained and cleaned up are exempt from reporting requirements per 40 CFR Part 264.196(d)(2). All other releases require notification as described in the Contingency Plan.

Subsequent Reporting

Subsequent reporting will be completed as referenced in the facility Contingency Plan.

Repair or Closure

If the integrity of the containment system has not been damaged, the system may be returned to service as soon as the released waste is removed and repairs, if necessary, are

made. If the tank was the source of the release, the tank must be repaired prior to returning the tank system to service. If the release was from a tank system component which did not have secondary containment, then secondary containment must be provided for this component before the system can be returned to service. The exception to this is if the component can be visually inspected. In this instance, the component may be repaired and returned to service. If a component is replaced, the component must satisfy the requirements for new tank systems and components.

All major repairs must be certified by an independent, registered, professional engineer in accordance with 40 CFR 264.196(f). The engineer must certify that the repaired system is capable of handling hazardous wastes without release for the intended life of the system. This report must be placed in the operating record and maintained until closure of the facility.

If repairs that meet these requirements cannot be performed, the tank system must be closed in accordance with the closure plan.

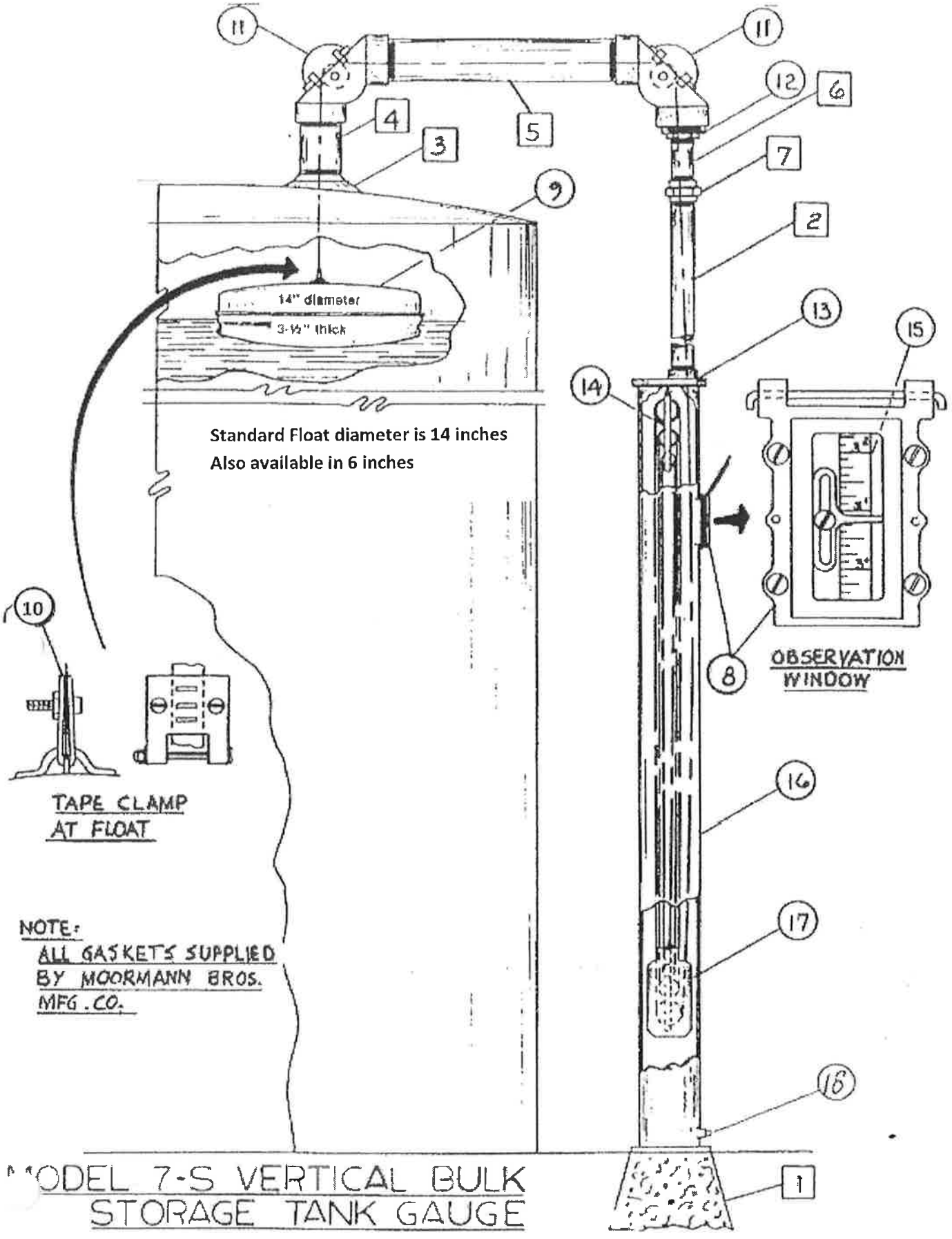

NOTE:
ALL GASKETS SUPPLIED BY MOORMANN BROS. MFG. CO.

MODEL 7-S VERTICAL BULK STORAGE TANK GAUGE

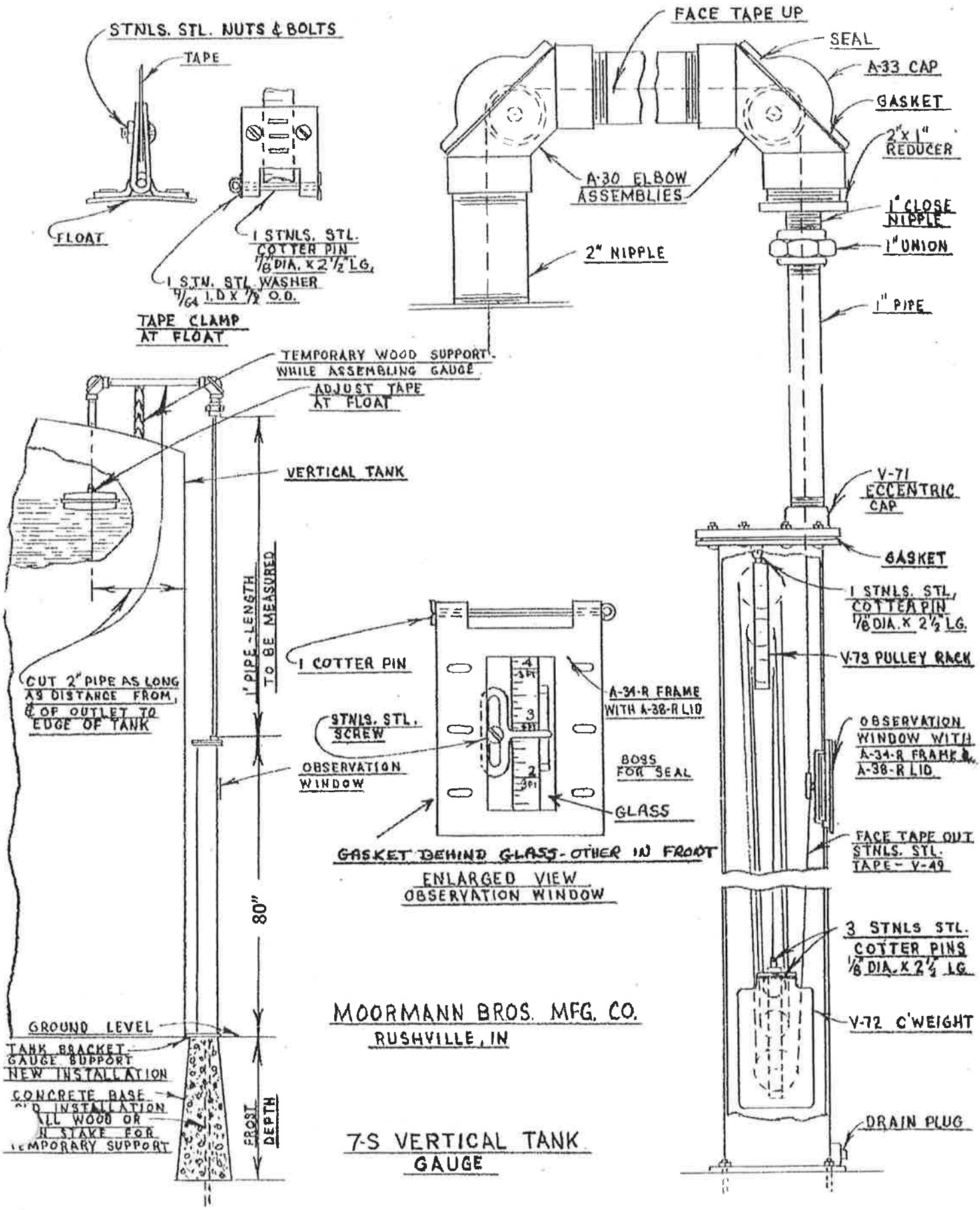
STNLS. STL. NUTS & BOLTS
TAPE
FLOAT
1 STNLS. STL. COTTER PIN 1/8" DIA. X 2 1/2" LG.
1 STN. STL WASHER 9/64 I.D X 1/2 O.D.
TAPE CLAMP AT FLOAT
FACE TAPE UP
SEAL
A-33 CAP
GASKET
2" X 1" REDUCER
A-30 ELBOW ASSEMBLIES
1" CLOSE NIPPLE
1" UNION
2" NIPPLE
1" PIPE
TEMPORARY WOOD SUPPORT WHILE ASSEMBLING GAUGE
ADJUST TAPE AT FLOAT
VERTICAL TANK
V-71 ECCENTRIC CAP
GASKET
1 STNLS. STL. COTTER PIN 1/8" DIA. X 2 1/2 LG.
V-73 PULLEY RACK
1 PIPE - LENGTH TO BE MEASURED
CUT 2" PIPE AS LONG AS DISTANCE FROM ℄ OF OUTLET TO EDGE OF TANK
1 COTTER PIN
A-31-R FRAME WITH A-38-R LID
STNLS. STL. SCREW
OBSERVATION WINDOW
BOSS FOR SEAL
GLASS
OBSERVATION WINDOW WITH A-31-R FRAME & A-38-R LID
FACE TAPE OUT STNLS. STL. TAPE - V-49
GASKET BEHIND GLASS - OTHER IN FRONT
ENLARGED VIEW OBSERVATION WINDOW
3 STNLS STL. COTTER PINS 1/8" DIA. X 2 1/2 LG.
80"
GROUND LEVEL
TANK BRACKET GAUGE SUPPORT NEW INSTALLATION
CONCRETE BASE
D INSTALLATION
LL WOOD OR
N STAKE FOR
EMPORARY SUPPORT
FROST DEPTH
V-72 C'WEIGHT
DRAIN PLUG
MOORMANN BROS. MFG. CO.
RUSHVILLE, IN
7-S VERTICAL TANK GAUGE

TART TAPE, CLIP END FIRST WITH NUMBERS ON TAPE FACING FRONT OF GAUGE HOUSING, AROUND LARGE BOTTOM PULLEY, UP TO LARGE TOP PULLEY, DOWN TO MEDIUM BOTTOM PULLEY, UP TO MEDIUM TOP PULLEY, DOWN TO SMALL BOTTOM PULLEY, UP TO SMALL TOP PULLEY AND THEN SECURE CLIP END OF TAPE WITH A COTTER PIN TO THE TOP OF THE BOTTOM PULLEY RACK (V-73) ASSEMBLY.

INSTALL THE TAPE WITH THE NUMBERS FACING OUT TOWARDS YOU FROM THE WINDOW OF THE HOUSING.

BE CAREFUL NOT TO THREAD THE TAPE OVER THE BAR AT THE END OF THE PULLEY RACK. MUST PLACE THE TAPE ON THE PULLEY WHEEL.

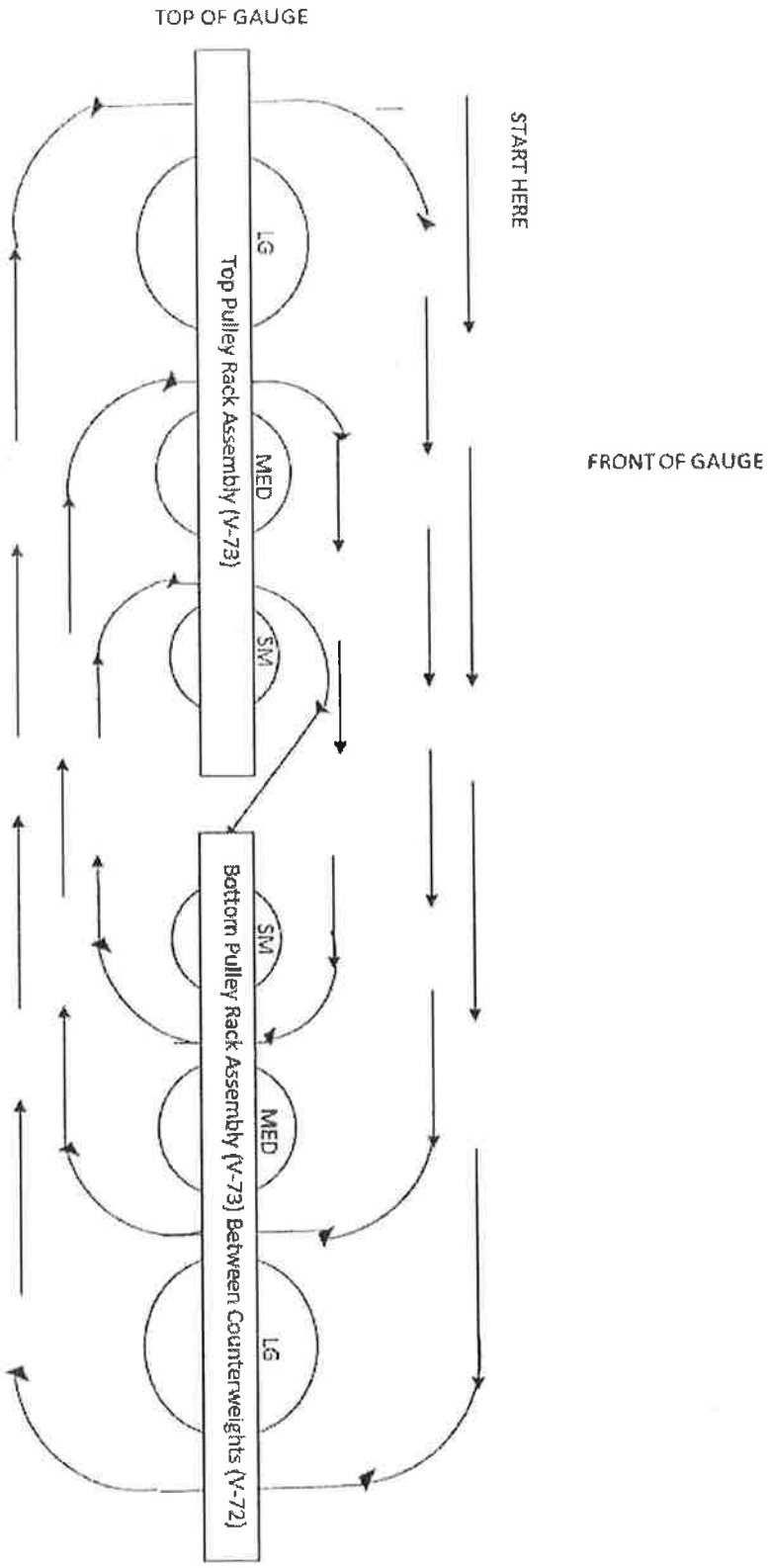

ENLARGED DETAIL SHOWING HOW TAPE IS WOUND ON PULLEY RACK ASSEMBLIES OF MOORMANN MODEL #7-S.

P: 765-932-3590
www.moormannbros.com
tankgauges@comcast.net
F: 765-932-3594

MATERIAL LIST

MODEL 7-S

For All Vertical Tanks Up to & Including 35'

Material Supplied by Customer (see diagram to match square with number)

1. Gauge Housing Base Support
2. 1" Galvanized Pipe (cut to length)
3. Tank Roof Flange
4. 2" Tank Opening Pipe
5. 2" Galvanized Pipe (cut to length)
6. 1" Galvanized Nipple (any length)
7. 1" Galvanized Union

Material Supplied by Moormann Bros.

(see diagram to match circle with number)

	Part Name	Part No.	Quantity per Unit
8.	Observation Window Assembly (Frame & Lid)	A-34 / A-38	1
9.	Float – Aluminum or Stainless Steel 7-S comes with aluminum float (V-75) 7-S-SS comes with stainless steel (V-75-S)	V-75	1
10.	Stainless Steel Tape Clamp & Screws	V-93	1
11.	Elbow Assembly Complete	A-30, A-33	2
12.	2" to 1" Reducing Bushing	B-15	1
13.	Eccentric Cap Complete with Nuts & Bolts	V-71	1
14.	Pulley Rack Assembly	V-73	2
15.	Lufkin Stainless Steel High Visibility Tape	V-49	1
16.	Painted Steel Gauge Housing	V-77	1
17.	Counterweight	V-72	2
18.	Condensation Drain Plug	D-16	1
19.	PE -7 Parts Envelope to include the following: (not shown on diagram)		
	• Gaskets – Set for Observation Window	V-81, V-82	1
	• Gasket – Elbow Cap	V-83	2
	• Gasket – V-71 Eccentric Cap	V-84	1
	• Glass – Window	V-86	1
	• Stainless Steel Indicator Finger for Observation Window	V-94	1
	• Cotter Pin – Stainless Steel	V-96	4

P: 765-932-3590
www.moormannbros.com
tankgauges@comcast.net
F: 765-932-3594

INSTALLATION INSTRUCTIONS – MODEL 7-S

1. Locate gauge position on ground – mark top edge of tank directly above ground location.
2. Measure, cut and thread 2" pipe (as marked on print).
3. Use pipe dope on all connections.
4. Assemble both A-30 elbows and 2" pipe as shown on print.
5. Screw (1) elbow A-30 onto 2" pipe with reducing bushing, close nipple and union as shown on print; other A-30 elbow into 2" nipple in tank then screw other end of 2" pipe into tank elbow, make straight with tank marking.
6. Level 2" pipe, use temporary wood brace, if necessary.
7. Set gauge housing with eccentric cap assembled on ground directly below overhanging elbow.
8. Measure for 1" pipe (reducing bushing in elbow to eccentric cap V-71 on gauge housing) allow for threads, cut and thread 1" pipe.
9. Screw 1" pipe into elbow, then remove V-71 eccentric cap from housing and put on 1" pipe. CAUTION – Be sure eccentric cap is straight and 1" outlet is farthest away from tank.
10. Fasten pulley rack with large pulley up to eccentric cap using stainless steel cotter pin.
11. Assemble other pulley rack in counterweights with large pulley down.
12. Place counterweight on ground directly beneath eccentric cap pulley rack.
13. Remove A-33 caps from both elbows.
14. Thread tape from tank elbow with numbers up and clip end first through 2" pipe and over elbow pulleys, down through 1"pipe and out eccentric cap, straight down and around bottom pulley in counterweight and up and over top pulley in eccentric cap, down to medium pulley, up and over medium pulley, down and around small pulley on counterweight and up and around small pulley on eccentric cap, down and fasten to lug on counterweight pulley rack – use stainless steel cotter pin. CAUTION –Do not thread tape over or under cross bars in pulley rack. Use caution – do not kink or bend tape. SEE DIAGRAM FOR TAPE ROUTING.
15. Fasten tape to float with tape clamp (as per print). CAUTION – Do not fasten tape clamp too tight as this may damage tape.
16. Place eccentric cap gasket on housing top and insert counterweight assembly into housing. CAUTION – Do not allow counterweight to drop or jerk as this may cause damage to bearings, also be sure the tape is in groove of pulleys and not on the edge.
17. Fasten housing to eccentric cap with observation window directly below 1" pipe.
18. Place outside strand of tape over tape guide in observation window, CAUTION – Do not bend or kink tape, and put only one strand of tape over tape guide.
19. If tank is empty, adjust tape reading at 1-3/8" (float draft), if it is partially full, set reading exactly with stick, make major tape reading adjustments with the float by slipping tape through tape clamp. Minor adjustments (within 1" make the observation finger). DO NOT CUT TAPE UNTIL FINAL CALIBRATION IS ACCURATE.
20. In setting the reading on the gauge, ½" ¼" or even 1/8" is not close enough, be particular, set gauge to the exact amount of liquid in tank.
21. CAUTION – Let float down in tank easily. Do not let it drop.
22. Assemble observation frame and lid A-34/ A-38 place on housing, tighten for vapor-proofing.
23. Replace A-33 elbow caps with gaskets – tighten for vapor-proofing.
24. Fix base for housing either, concrete, wood post, or steel plate welded to tank, CAUTION – Do not weld gauge housing to tank.
25. In most climates, condensation forms inside the tank and gauge. A drain plug has been provided for draining at the bottom of housing. In most climates, this is necessary 2 times a year (spring & fall). However, in extreme cases, draining is required more often.

FIGURE 9.1-1
ENVIRONMENTAL PIPING ISOMETRIC
SAFETY-KLEEN SYSTEMS, INC.
TALLAHASSEE, FLORIDA

REVISION 0 – 09/16/19

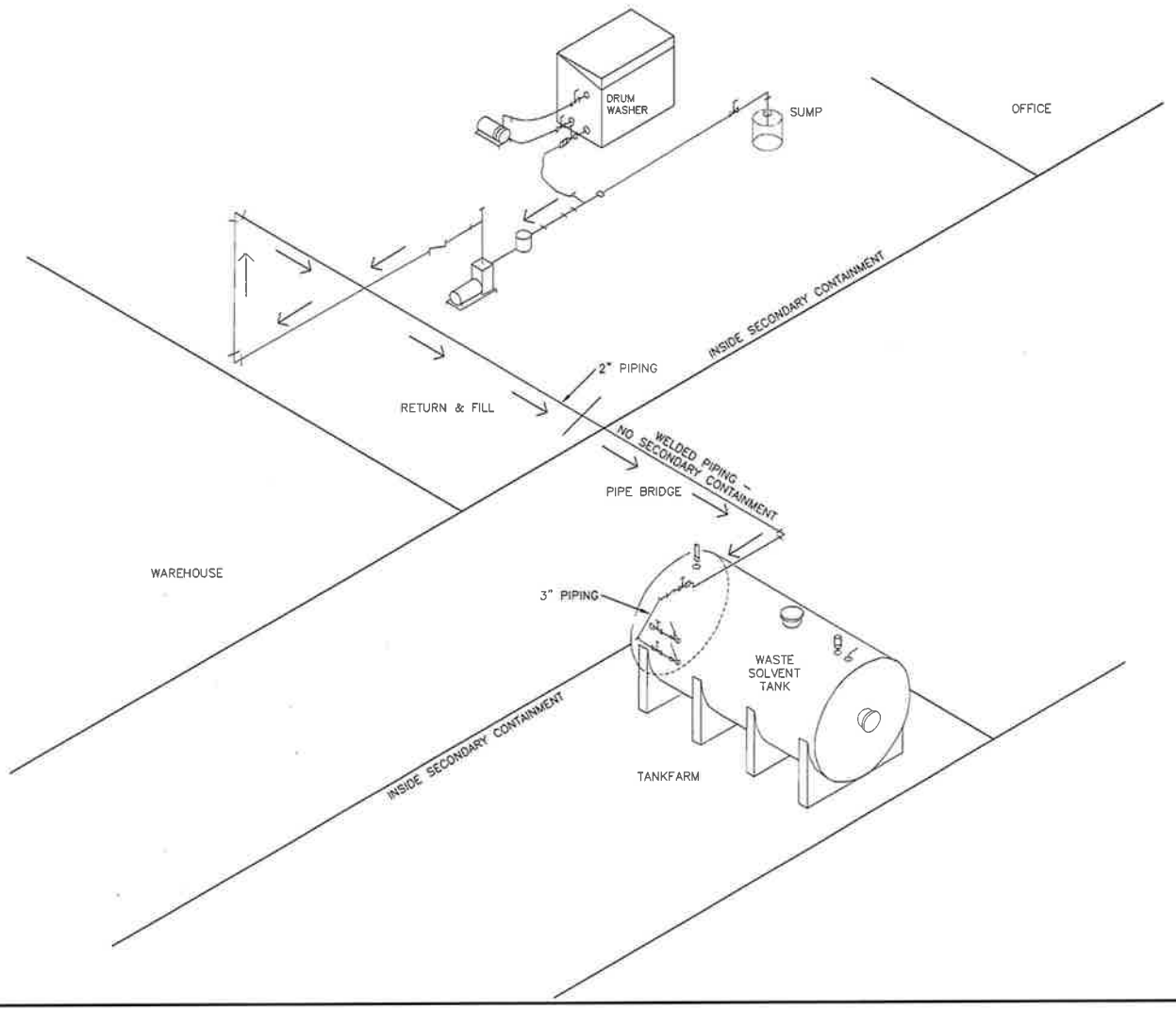

ERM.

PROJECTS\0479208 SAFKLN\CAD Files\TALLAHASSEE\2019\FIGURE 9.1-1.DWG YMG REV 08/21/19

REVISION 0 – 09/16/19

FIGURE 9.2-1
TANK FARM AREA
SAFETY-KLEEN SYSTEMS, INC.
TALLAHASSEE, FLORIDA

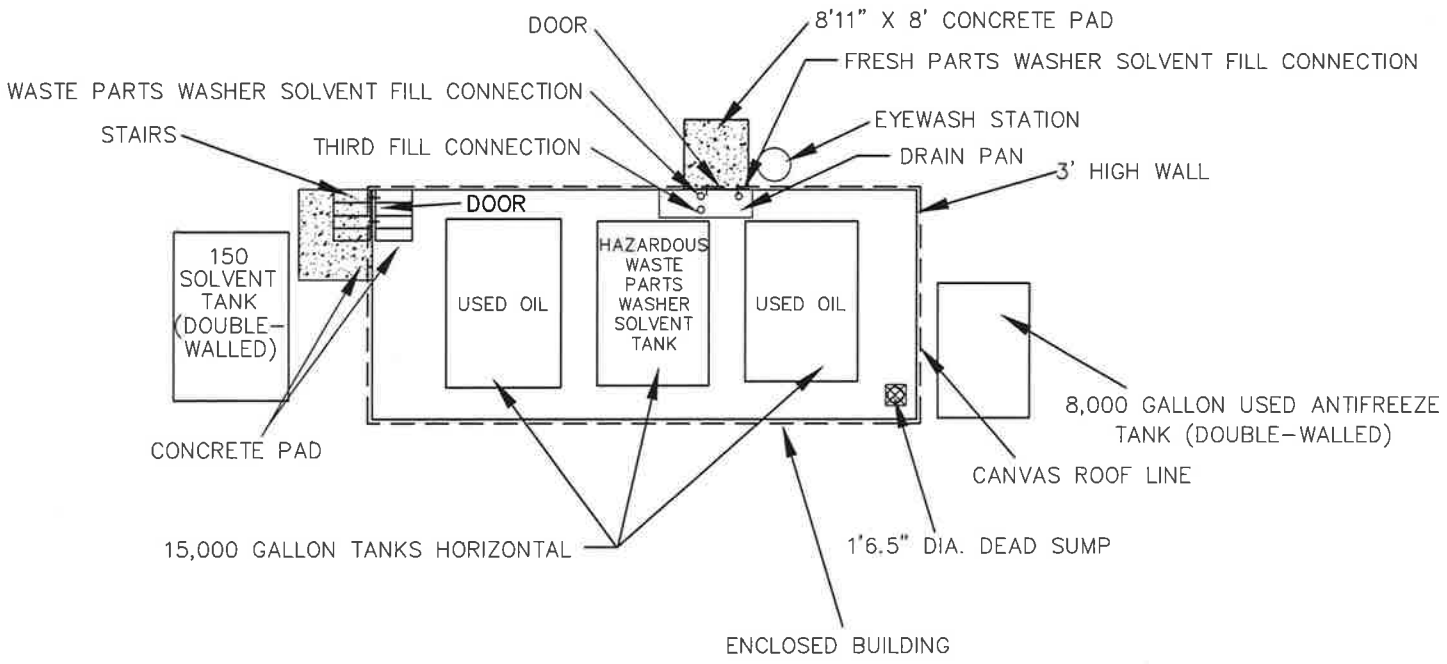

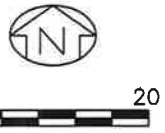

APPROXIMATE SCALE IN FEET

REVISED 08/15/94

PROJECTS\0479208 SAFKLN\CAD Files\TALLAHASSEE\2019\FIGURE 9.2-1.DWG YMG REV 09/10/19

ERM.

REVISION 0 – 09/16/19

FIGURE 9.3-1
RETURN/FILL SHELTER
SAFETY-KLEEN SYSTEMS, INC.
TALLAHASSEE, FLORIDA

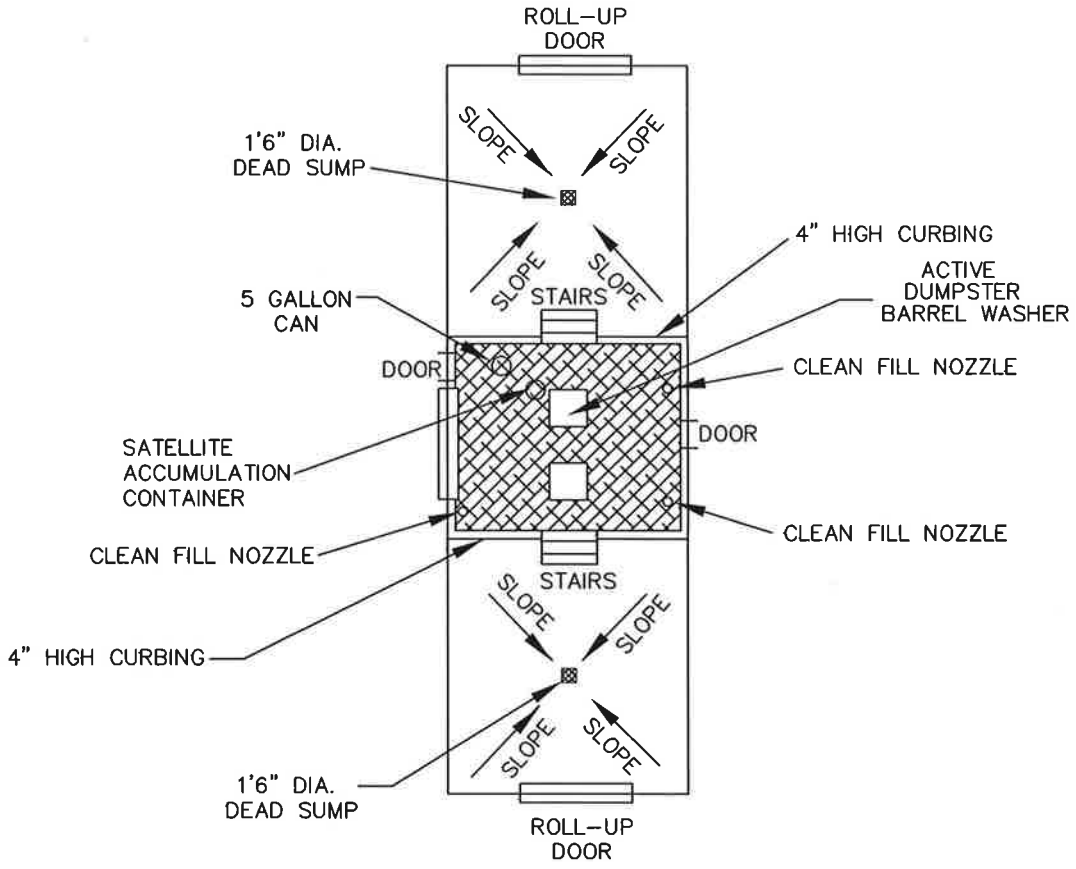

LEGEND

GRATING

N

0 APPROXIMATE SCALE 20

FEET

ERM

Figure 9.2-2

ERM-South, Inc.
Environmental Resources Management

Project SK - Tallahassee W.O. No. 1311330.29 Sheet 1 of 2
Subject Available Storage Capacity By DS Date 9/16/94
Tank Farm Area Chkd by [illegible] Date 9/16/94

III Tank Farm Storage Capacity

1. Containment Area Volume (V_c) Availability

$$V_c = L * W * H$$
$$= (\pm 9\text{-}1/2'')(25')(3')(7.48\ gal/ft^3)$$
$$= 33,122.\ gal$$

2. Tanks (Qty: 3 tanks @ 15,000 gal each)

(a) Assuming 1 ruptured tank & 2 intact tanks. Calculate displaced containment volume by 2 intact tanks (below 3' containment wall).

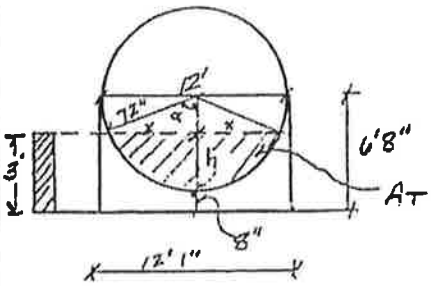

$$\cos\alpha = \frac{6'8'' - 3'}{72''} \quad \therefore \alpha = 52.33°$$

$$\sin\alpha = x/72 \quad \therefore x = 57\ in.$$

and $2x = 9.5\ ft$

$$A_T = \frac{h}{6s}(3h^2 + 4s^2)$$

$s = 2x$
h = depth of liquid below wall = 3'-8" = 2.33'

$$= \frac{2.33}{6(9.5)}\left[3(2.33)^2 + 4(9.5)^2\right]$$

$$= 15.4\ ft^2$$

$$V_T = 2(15.4)(17'3'')(7.48\ gal/ft^3)$$
$$= 3974\ gal$$

Figure 9.2-2

ERM-South, Inc.
Environmental Resources Management

Project SK Tallahassee | W.O. No. 1311330.29 | Sheet 2 of 2
Subject Available Storage Capacity Tank Farm Area | By DS | Date 9/16/94
Chkd by RW Fox | Date 9/16/94

III Tank Farm Capacity (cont)

2.(b) Calculate volume displaced by tank saddles (V'_{TS})

Qty: 3 saddles per tank, Assume 0.5' thick

$$V'_{TS} = 3\left[(\text{length} * \text{height}) - A_T\right] * \text{width}$$

$$= 3\left[(12'1")(3') - 15.4\right](0.5')\,(7.48\ gal/ft^3)$$

$$= 234\ gal$$

For 3 Tanks:

$$V_{TS} = 3(234\ gal) = 702\ gal$$

3. Calculate Volume of Sump (V_s); Qty = 1

$$V_s = \pi\ \frac{d^2}{4}\,(h)$$

d = diameter = 1'6½"
h = depth = 1'6½"

$$= \pi\ \frac{(1'6\tfrac{1}{2}")^2}{4}\,(1'6\tfrac{1}{2}")$$

$$= 2.88\ ft^3\,(7.48\ gal/ft^3) = 22\ gal$$

Total Available Storage (V) = $V_c - V_T - V_{TS} + V_s$

$$V = 33{,}122 - 3974 - 702 + 22$$

$$V = 28{,}468\ gal$$

Conclusion

$V = 28{,}468$ gal exceeds single tank capacity (15,000 gal)

Note: Tank farm is enclosed ∴ precipitation not included.

Figure 9.3-2

ERM-South, Inc.
Environmental Resources Management

Project S-K Tallahassee W.O. No. 13112.29 Sheet 1 of 2
Subject Available Storage Capacity Calcs By DS Date 7/14/92
Chkd by VH Date 7/14/92

II. RETURN/FILL SHELTER (FIGURE II.C.7-3)

1. Below Grate (Curbed Area)

V_{BG} = (19'6" + 1'6" + 1'6")(24'3")(4")
= (22.5)(24.25')(0.33')
= 180.06 ft³ (7.48 gal/ft³)
= 1,346.82 gal

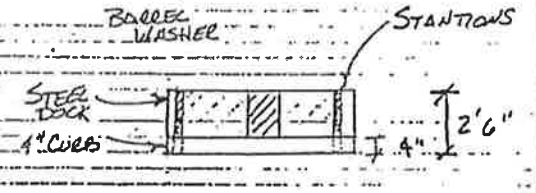

2. Barrel Washers (Qty = 2)

V_{BW} = 2(5'1")(3')(4")
= 2(5.08')(3)(0.33')
= 10.07 ft³ (7.48 gal/ft³)
= 75.29 gal

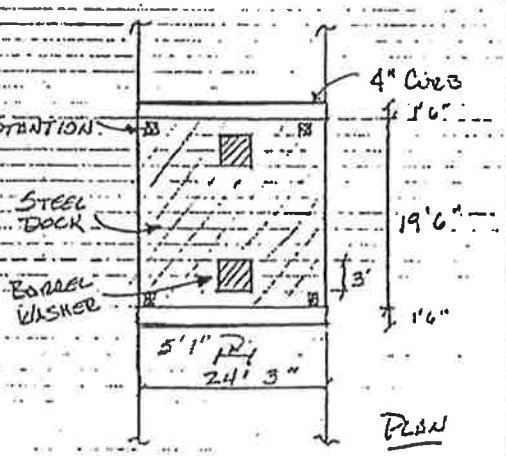

3. Stantions

(a) Iron (Qty = 50)

V_{SI} = 50(1'9¾")(4")(4")
= 50(1.81)(0.33)(0.33)
= 9.87 ft³ (7.48 gal/ft³)
= 73.82 gal

(b) Concrete (Qty = 8)

V_{SC} = 8(1'10")(5½")(4")
= 8(1.83')(5.04')(0.33')
= 24.65 ft³ (7.48 gal/ft³)
= 184.37 gal

Figure 9.3-2

ERM-South, Inc.
Environmental Resources Management

Project J-K Tallahassee W.O. No. 13112.29 Sheet 2 of 2
Subject Available Storage Capacity Calcs By DS Date 7/14/95
Chkd by VH Date 7/14/95

RETURN/FILL AREA (cont'd)

Available storage in Return/Fill Shelter (V):

$V = V_{BA} - V_{BW} - V_{SI} - V_{SL}$

$= 1346.82\,gal - 75.29\,gal - 73.82\,gal - 184.37\,gal$

$V = 1013.34\,gal \sim 1,013\,gal$

∴ Allowable storage capacity = 10,130 gal
w/no single container > 1,013 gal

Note: Return/Fill area is completely enclosed, therefore, the reduction of storage capacity by the rainfall volume is not applicable.

CleanHarbors
ENVIRONMENTAL SERVICES, INC.

CO Return and Fill Area

Form Code: 36

Compliance Header	
Inspector Name	
Area of Inspection	
Inspection Date and Time	
CO Return and Fill Area Instructions	
Note condition of inspection items. If item does not apply to an area, mark N/A. All unsatisfactory findings must be explained. Include any repairs changes or corrective actions.	
CO Return and Fill Area Inspection Items	
Pump Seals - Check for evidence of failure (e.g., leaks, other).	
Pump Motors - Check for evidence of failure (e.g., overheating, other).	
Fittings - Check for evidence of failure (e.g., leaks, other).	
Valves - Check for evidence of failure (e.g., leaks, sticking, other).	
Hose Connections and Fittings - Check for evidence of failure (e.g., cracked, loose, leaks, sticking, other).	
Hose Body - Check for evidence of failure (e.g., crushed, cracked, thin spots, leaks, other).	
Clam Shell Unit Type - Lid Fusible Link - Check for evidence of failure (e.g., broken, spring missing, other).	
Clam Shell Unit Type - Lid Hinge Assembly - Check for evidence of failure (e.g., broken pivot arm, damaged lid arm, missing pins, other).	
Sliding Lid Unit Type - Gaskets - Check for	

evidence of failure (e.g., broken, cracked distorted, other).	
Sliding Lid Unit Type - Lid/ Slide Assembly - Check for evidence of failure (e.g., damaged lid, rollers, slide rail, temperature gauge, limit switches, other). Roll-up Door Unit Type - Seals - Check for evidence of failure (e.g., broken cracked, distorted, other).	
Roll-up Door Unit Type - Door/ Roll-up Assembly - Check for evidence of failure (e.g., damaged lid, rollers, slide rail, temperature gauge, limit switch, other).	
Wet Dumpster/Drum Washer - Check for evidence of failure (e.g., leaks, rust, split seems, distortion, deterioration, excess debris, sediment accumulation, other). Secondary Containment - Check for evidence of failure (e.g., excess sediment, leaks, distortion, deterioration, excess debris, other).	
Loading/Unloading Area - Check for evidence of failure (e.g., cracks, ponding or wet spots, deterioration, other). Satellite Accumulation Containers - Check for condition and appropriate for area (e.g., filter/basket, solids, label and marking, other).	
Ventilation Fan - Check for evidence of failure (e.g., inoperative, shutters jammed, other).	
Compliance Footer	
Inspector Signature	
Attach Photo	
Inspection Overall Assessment	

CleanHarbors
ENVIRONMENTAL SERVICES, INC.

CO Tank Systems Inspection

Form Code: 27

Compliance Header	
Inspector Name	
Area of Inspection	
Inspection Date and Time	
CO Tank Systems Inspection Instructions	
Note condition of inspection items. If item does not apply to an area, mark N/A. All unsatisfactory findings must be explained below. Include any repairs, changes or other remedial actions required or performed.	
CO Tank Systems Inspection Items	
Tanks - Check for evidence of failure (e.g., rusty or loose anchoring, distortion, paint failure, other).	
Pipes/Piping Supports - Check for evidence of failure (e.g., distortion, corrosion, paint failure, other).	
Valves - Check for evidence of failure (e.g., disconnected, corrosion, sticking, leaks, other).	
Fittings/Hose Connections - Check for evidence of failure (e.g., loose, disconnected, corrosion, other).	
Liquid Level - Check for acceptable level. (e.g., high level max, permitted volume, other).	
Secondary Containment - Check for evidence of failure (e.g., cracks, ponding or wet spots, pitting or deterioration, other).	
Sumps - Check for evidence of failure (e.g., cracks, ponding or wet spots, pitting or deterioration, other).	
Bonding and Grounding - Check for evidence of failure (e.g., loose, broken, corrosion or deterioration, other).	

Transfer Equipment/Pump and Pump Motors - Check for availability and condition (e.g., pumps, filters, strainers, hoses, leaks, overheating, other).	
Communication and Alarm System - Check for evidence of failure (e.g., test function, siren, strobe, other).	
Satellite Accumulation Containers - Check for condition and appropriate for area (e.g., filter/basket, solids, label and marking, other).	
Manways, Hatches, Other Openings - Check for evidence of failure (e.g., condition, corrosion, closure, other).	
Pressure Relief Valves (PRV)/ Flame Arrestors - Check for evidence of failure (e.g., condition, corrosion, other).	
Tanks marked with the words "Hazardous Waste" - Check for appropriate markings.	
Tanks not used marked as "Out of Service" - Check for appropriate markings.	
Tanks marked as to the contents - Check for appropriate markings (e.g., Non-Haz Only).	
Monitoring Equipment/Level Indicators - Check for evidence of failure (e.g., pressure and temperature gauges, level indicators, sticking, condensation, disconnected, other).	
Loading/ Unloading Areas - Check condition of area (e.g., available equipment, spill response, containment, pad condition, valve access box, ponding or wet spots, other).	
Compliance Footer	
Inspector Signature Attach Photo	
Inspection Overall Assessment	

Figure 9.4-1 (page #1)
Safety-Kleen Tallahassee, Florida – Storage Tank System Inspection

Inspectors Name/Title: **Date:**
Inspectors Signature:

Monday	Tuesday	Wednesday	Thursday	Friday
Date:	**Date:**	**Date:**	**Date:**	**Date:**
Time:	**Time:**	**Time:**	**Time:**	**Time:**

STORAGE TANKS: (Tanks must never be more than 95% full)

Tank	Monday	Tuesday	Wednesday	Thursday	Friday
Waste Solvent (in/gal.) x 54					
Clean Solvent (in/gal.)					
Used oil (in/gal.)					
Used oil (in/gal.)					
Used Antifreeze (in/gal.)					

Item	Monday	Tuesday	Wednesday	Thursday	Friday
Tank Exterior	A N	A N	A N	A N	A N
If "N" circle appropriate problem: rusty or loose anchoring, lack of grounding, wet spots, discoloration, leaks, distortion, other:					
High Level Alarms	A N	A N	A N	A N	A N
If "N" circle appropriate problem: malfunctioning "Power On" light, malfunctioning siren/strobe light, other:					
Volume gauges	A N	A N	A N	A N	A N
If "N" circle appropriate problem: disconnected, sticking, condensation, other:					

Containment Area (Tank Dike)

Item	Monday	Tuesday	Wednesday	Thursday	Friday
Bottom and walls	A N	A N	A N	A N	A N
If "N" circle appropriate problem: cracks, debris in dike, open drums in dike, ponding/wet spots, stains, sealant is pitted, cracked or chipped, deterioration, leaks, other:					
Rigid piping and supporters	A N	A N	A N	A N	A N
If "N" circle appropriate problem: distortion, corrosion, paint failure, leaks, other:					

Observations, comments, date and nature of repairs of any items indicated as "Not Acceptable": ____

_____

_____

_____

A = Acceptable N = Not Acceptable

Figure 9.4-1 (page #2)
Storage Tank System Inspection

Inspectors Name/Title:

Inspectors Signature				
Monday	**Tuesday**	**Wednesday**	**Thursday**	**Friday**

DATE (MM/DD/YY) _____ _____ _____ _____ _____

TIME _____ _____ _____ _____ _____

	Monday	Tuesday	Wednesday	Thursday	Friday
Transfer pumps & hoses					
Pump Seals:	A N	A N	A N	A N	A N
If "N" circle appropriate problem: leaks, other_____					
Motors:	A N	A N	A N	A N	A N
If "N" circle appropriate problem: overheating, other: _____					
Fittings:	A N	A N	A N	A N	A N
If "N" circle appropriate problem: leaks, other: _____					
Valves:	A N	A N	A N	A N	A N
If "N" circle appropriate problem: leaks, other: _____					
Hose Connections & Fittings:	A N	A N	A N	A N	A N
If "N" circle appropriate problem: leaks, other: _____					
Hose Body:	A N	A N	A N	A N	A N
If "N" circle appropriate problem: leaks, other: _____					
Return/Fill Station					
Drum Washer:	A N	A N	A N	A N	A N
If "N" circle appropriate problem: leaks, other: _____					
Secondary Containment:	A N	A N	A N	A N	A N
If "N" circle appropriate problem: leaks, other: _____					
Loading/Unloading Area:	A N	A N	A N	A N	A N

Observations, comments, date and specific nature of any items indicated as "Not Acceptable": _____

_____

_____

_____

_____

A = Acceptable N = Not Acceptable

Part II

K. CLOSURE PLAN

Safety-Kleen constructed the Tallahassee Branch with the intent that it will be a long-term facility for the distribution of Safety-Kleen products. No on site disposal activity occurs at the facility and, hence no disposal capacity will be exhausted that will necessitate closure of the facility. Based on current business and facility conditions, the Tallahassee facility is expected to remain in operation at least until the year 2035.
In the event that some presently unforeseen circumstance(s) would result in the discontinuance of operations and permanent closure or sale of the facility, this closure plan identifies the steps necessary to close the facility at any point during its intended life. This plan should be applied to the tanks system, container storage areas, and equipment used by the facility for hazardous waste management to accomplish the closure performance standard of 40 CFR 264.111. It is intended that all closures will be complete and final with removal of waste and decontamination of the facility and associated equipment. This will eliminate the need for maintenance after closure and the possibility of escape of hazardous waste constituents into the environment.
Because closure is not anticipated for some time Safety-Kleen agrees to notify the Department when this decision is made to work with FDEP to update the closure plan using the current requirements and FDEP guidance documents.

FACILITY DATA

1. Waste Management Facility Descriptions
    a. Aboveground Storage Tank: The tank is a 15,000-gallon steel tank. This tank is located within a containment system consisting of a 25' x 59½' foundation slab with approximately 3' perimeter walls.
    b. Solvent Return/Fill Station: The station is a 45' x 44' concrete portion of the building located between the office and warehouse. It contains one wet dumpster. The one active dumpster is used to receive returned solvent from containers and pump it to the used parts washer solvent tank. This dumpster is not intended for storage, but can hold a max. of 75 gals.

c. Container Storage Area: The container storage area has a 47'7" x 78' 6" portion of the building. The floors in this area are sloped toward a 2' x 12' containment trench in the middle of the area. The total containment capacity is 2,593.7-gallons. The maximum storage capacity of this area is 25,937-gallons. Wastes allowed for storage are paint related wastes, parts washer solvent dumpster mud, tank bottoms, dry cleaning wastes, spent immersion cleaner, and oil filters.

2. Maximum Inventory of Wastes
   a. Used Parts Washer Solvent: 15,000 gallons
   b. Wet Dumpsters: 75 gallons
   c. Containerized Waste: 6,912 gallons. (Note: This includes any combination of 5, 16, 30, 55, 85-gallon containers, and 350-gallon totes used for various management purposes).

   All wastes will be disposed offsite in accordance with appropriate hazardous waste regulations.

CLOSURE PROCEDURES

Container Storage Areas

- At closure, all containers present at the facility will be sent to a Safety-Kleen Clean Harbors TSDF, or third party facility where the contents in the containers will be reclaimed and the containers cleaned for reuse. The containers will be removed and transported with proper packaging, labeling, and manifesting.
- The concrete floor, spill containment area, and walls will be scrubbed with a detergent solution and rinsed with clean water to remove waste residuals from the surface. A final rinsate sample will be collected and analyzed to determine the effectiveness of decontamination. Unless otherwise designated in the formal closure plan, one rinsate sample will be collected from the container storage area. The rinsate sample will be analyzed by EPA method 6010 for the eight RCRA metals and nickel, and for volatile and semi-volatile organics by EPA methods 8015, 8260, and 8270. The area will be decontaminated to meet FDEP's guidance at the time of closure. Decontamination of the mercury-containing lamps and devices storage area will be conducted at the time of closure as part of the overall decontamination of the container storage areas.

- Decontamination (i.e., detergent wash and clean rinse) fluids will be collected and contained for proper management. One representative sample of the contained fluids will be collected to determine whether the water is hazardous. This determination will be made by laboratory analysis of the sample for the metals and organics (excluding pesticides/herbicides) on the TCLP list. (Note: This wash water will be from all areas undergoing decontamination, not just from the container storage areas.)
- If the wash water or other wastes generated in the closure process are determined to be hazardous, they will be disposed of properly as a hazardous waste. Otherwise, the material will be disposed of as an industrial waste. Assumptions of wash water generation are based on Safety-Kleen's past experience from other facility closures. The generated wash water is expected to be non-hazardous based on Safety-Kleen's experience from other facility closures.
- Equipment to be used to clean this area includes mops, pails, scrub brushes, a wet/dry vacuum, and containers. The mops, pails, and scrub brushes will be containerized and disposed of as hazardous waste. The wet/dry vacuum and containers used will be washed with a detergent solution and rinsed to decontaminate them.

Solvent Return/Fill Station

- At closure, any sludge in the wet dumpster ("dumpster mud") will be cleaned out and containerized, labeled, and manifested for proper disposal.
- The metal superstructure components of the station (i.e., the wet dumpsters and the dock grating) will be cleaned by appropriate means to remove visible contamination. Safety-Kleen intends to recycle these components as scrap metal in accordance with 40 CFR 261.6(a)(3)(ii), or to reuse them at another Safety-Kleen facility. Accordingly, decontamination of the components is required only to the extent necessary for safe demolition, storage, and transportation of the scrap.

- The concrete floor in the return/fill station will be scrubbed with a detergent solution and rinsed with clean water to remove waste residuals from the surface. A final rinsate sample will be collected and analyzed to determine the effectiveness of decontamination. Unless otherwise designated in the formal closure plan, the rinsate sample will be analyzed for the same constituents as the container storage area rinsate sample. The area will decontaminated to meet FDEP's guidance at the time of closure.

Aboveground Storage Tank System

Note: ***The product solvent & used oil tanks will be closed in accordance with Chapter 62-762, F.A.C.***

Metal Components of the Tank Storage System

- At closure, the contents of the tank will be removed to a tanker truck using existing unloading equipment and subsequently transported to a Safety-Kleen recycle center, or 3rd party facility.
- Once the contents have been drained, the tank will be opened by removing the manways and vented by supplying fresh air to the interior space of the tank. Any residual wastes will be removed via vacuum for recycling with the previously drained wastes.
- The interior of the tank as well as all associated piping and appurtenant equipment will then be cleaned by appropriate means to remove visible contamination. Safety-Kleen intends to recycle the tank, piping, and appurtenant equipment as scrap metal in accordance with 40 CFR 261.6(a)(3)(ii), or to reuse them at another Safety-Kleen facility. Accordingly, decontamination of the metal components is required only to the extent necessary for the safe demolition, storage, and transportation of the scrap.

Concrete Containment System

- Final disposition of the concrete containment system where the waste tank is located will depend in part upon the presence or absence of underlying soil contamination. To make that determination, the upper six inches of soil

immediately below the concrete slab will be sampled at the following locations, as follows:

1. Under the waste tank, and at the containment system pumps;
2. Beneath the most prominent of any cracks observed in the slab, and under the tanker connections.

- Sampling locations, and the number of samples required will ultimately be determined after consultation with the Department.
- These sample locations may be adjusted as actual field conditions warrant, but a minimum of two samples will be retrieved. These samples will be analyzed for petroleum constituents, and by EPA Method 6010 for the eight RCRA metals and nickel, and for volatile and semi-volatile organics by EPA Methods 8015, 8260, and 8270. Analysis for Mercury will be obtained by the appropriate 7000-series analytical method.
- The perimeter walls and foundation slab of the secondary containment area will be scrubbed with a detergent solution and rinsed with clean water to remove waste residuals from the surface. A final rinsate sample will be collected and analyzed to determine the effectiveness of decontamination. Unless otherwise designated in the formal closure plan, the rinsate sample will be analyzed for the same constituents as the container storage area rinsate sample. The area will be decontaminated to meet FDEP's guidance at the time of closure. Safety-Kleen anticipates that proper maintenance of the concrete containment system will allow the slab to remain in place at closure.
- Safety-Kleen will proceed with demolition of the perimeter walls. If it is determined that soil contamination exists beneath the foundation slab, Safety-Kleen will demolish the entire concrete structure and complete a further delineation of the extent of soil contamination to be removed to complete closure. Any site assessment, interim measures, or corrective action that may be required will be conducted in accordance with Chapter 62-780, F.A.C. and permit requirements.

- Prior to demolition of the perimeter walls, one representative composite sample of the construction materials will be collected and submitted for analyses (by TCLP) of metals and organics (excluding pesticides and herbicides) unless an alternate analytical protocol is required by the selected disposal facility. The representative composite sample will include biased grab samples collected from areas of staining. If no stained areas are evident, the grab sample locations will be randomly selected. If the construction materials are classified as non-hazardous using TCLP, then they will be disposed of as construction debris in an appropriately permitted disposal facility. In the event the construction materials are identified as hazardous using TCLP, the construction materials will be disposed of as a hazardous waste in accordance with RCRA regulations.
- If the foundation slab must be removed, it will be demolished and the construction materials tested using TCLP in the same manner as that described above for the walls of the secondary containment system.
- If soil removal becomes necessary, Safety-Kleen will backfill the excavated area with clean, compacted general fill material graded to match existing surfaces and to preclude ponding of water. To ensure backfill is clean (i.e., is not contaminated with constituents at concentrations above Florida soil cleanup goals or site background (whichever is higher)), one representative composite sample of the backfill sample will be analyzed by EPA Method 6010 for the eight RCRA metals and nickel, and by EPA Methods 8015, 8260, and 8270.

All sampling and analyses will be done in accordance with FDEP Standard Operating Procedures (SOPs).

- Safety-Kleen may amend the closure plan at any time during the active life of the facility. The active life of the facility is that period from initial receipt of hazardous waste to certification of final closure. Safety-Kleen will amend the plan any time changes in operating plans or facility design affect the closure plan or whenever a change occurs in the expected year of closure of the facility. The plan will be amended within 60 days of the changes.
- Safety-Kleen will notify the FDEP of its intent to close the facility in accordance with Chapter 62-730.240, F.A.C.
- Safety-Kleen will remove from the site all hazardous wastes in accordance with the approved closure plan. The Regional Administrator may approve a longer period if Safety-Kleen demonstrates that:
    1. The activities required to comply with this paragraph will, of necessity, take longer than 90 days to complete; or
    2. The following requirements are met:
        a) The facility has the capacity to receive additional wastes;
        b) There is a reasonable likelihood that a person other than Safety-Kleen will recommence operation of the site;
        c) Closure of the facility would be incompatible with continued operation of the site; and
        d) Safety-Kleen has taken and will continue to take all steps to prevent threats to human health and the environment.
- Safety-Kleen will complete closure activities in accordance with the approved closure plan within 180 days after receiving the final volume of wastes or 180 days after approval of the closure plan, whichever is later. When closure is completed, all facility equipment and structures shall have been properly disposed of, or, decontaminated by removing all hazardous waste and residues.
- Within 60 days of closure completion, Safety-Kleen will submit certification by an independent registered professional engineer that the facility has been closed in accordance with the specifications in the approved closure plan.

Figure 10.3-1 presents a typical closure schedule anticipated for the Tallahassee facility.

CONTINGENT POST-CLOSURE PLAN

The tank system at the Tallahassee facility meets the secondary containment requirements of 40 CFR 264.193, and is, therefore, not required to have a contingent post-closure plan under 40 CFR 264.197(c). In addition, Safety-Kleen intends to remove or decontaminate all tank system components, associated containment systems, and contaminated soils (if any) at the time of closure. However, should future conditions indicate that all contaminated soils and tank system components cannot practicably be decontaminated or removed, then a plan to perform post-closure care in accordance with the post-closure care requirements that apply to landfills (40 CFR 264.310) will be prepared for implementation upon FDEP approval.

CLOSURE COST ESTIMATE

The cost for closure of the facility is estimated in the CCE worksheets and summarized as follows:

• Inventory Removal	$41,896
• Storage Tank Decontamination	$12,395
• Decontaminate The Return/Fill Station	$10,702
• Decontaminate Container Storage Area	$12,105
• Containerize,Stage, Transport & Dispose of Decon Wastes	$17,717
• Closure Certification	$12,354
Subtotal	$107,169
15% Contingency	$16,075
2019 Total Closure Cost Estimate	$123,244

Figure 10.3-1

Typical Closure Schedule

Safety-Kleen Tallahassee

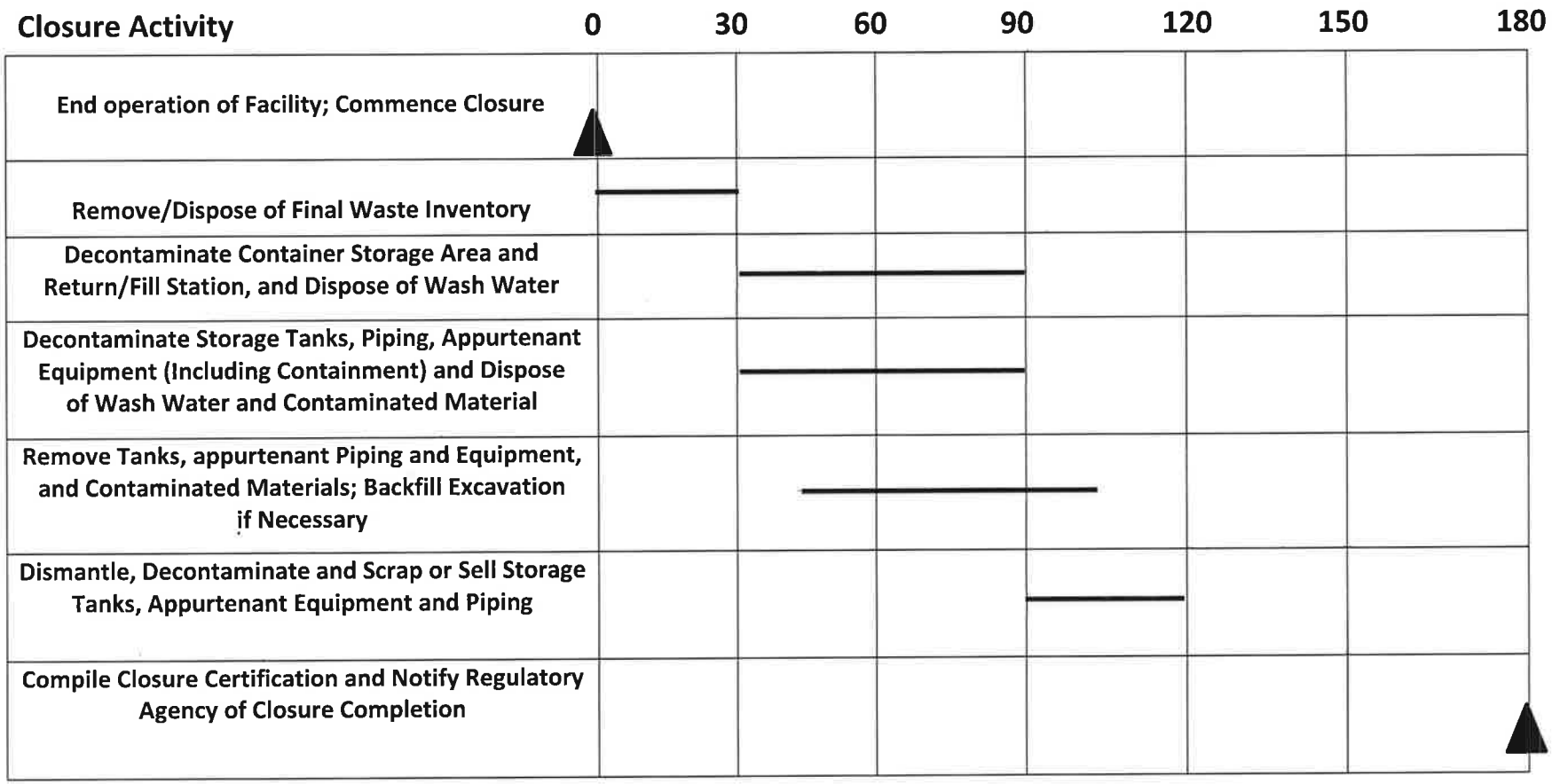

P. Information Requirements Regarding Potential Releases From Solid Waste Management Units

Facility Name: Safety-Kleen Systems, Inc.

EPA/DEP I.D. No.: FLD 982 133 159

Facility location: Tallahassee (city) Florida (state)

1. Are there any of the following solid waste management units (existing or closed) at your facility? A solid waste management unit (SWMU) is a discernable unit at which solid wastes have been placed at any time, irrespective of whether the unit was intended for the management of solid or hazardous waste. Such units include all areas at a facility where solid wastes have been routinely and systematically released, as described in the July 27, 1990 Federal Register (55 FR 30798).

DO NOT INCLUDE HAZARDOUS WASTE UNITS CURRENTLY SHOWN IN YOUR PART B APPLICATION.

landfill	☐ Yes	☒ No
surface impoundment	☐ Yes	☒ No
land farm	☐ Yes	☒ No
waste pile	☐ Yes	☒ No
incinerator	☐ Yes	☒ No
storage tank	☒ Yes	☐ No
container storage area	☒ Yes	☐ No
injection wells	☐ Yes	☒ No
wastewater treatment units	☐ Yes	☒ No
transfer station	☒ Yes	☐ No
waste recycling operations	☒ Yes	☐ No
land treatment facility	☐ Yes	☒ No
boiler/industrial furnace	☐ Yes	☒ No
other (units not listed above)	☒ Yes	☐ No

2. If there is a "yes" answer to any of the items in 1. above, on separate sheet(s) of paper, provide a description of the wastes that were stored, treated or disposed of in each unit. In particular, focus on whether or not the wastes would be considered hazardous wastes or hazardous constituents under RCRA. (Hazardous wastes are those identified in 40 CFR Part 261. Hazardous constituents are those listed in Appendix VIII of 40 CFR Part 261.) Include any available data on quantities or volumes of wastes disposed of and the dates of disposal. Provide a description of each unit and include capacity, dimensions, and location at the facility. Provide a site plan, if available, and the dates of operation of the unit [40 CFR 270.14(d)(1)].

3. On separate sheet(s) of paper, describe all data available on all prior or current releases of hazardous wastes or constituents to the environment that may have occurred in the past or may still be occurring, for each unit noted in 1. above and also for each hazardous waste unit in your Part B application [40 CFR 270.14(d)(1)].

   Provide the following information for each SWMU:

   a. Date of release.
   b. Specifications of all wastes managed at the unit, to the extent available.
   c. Quantity or volume of waste released.
   d. Describe the nature of the release (i.e., spill, overflow, ruptured pipe or tank, etc.)
   e. Location of the unit on the topographic map provided under 40 CFR 270.14(b)(19).
   f. Designate the type of unit.
   g. General dimensions and structural description (supply any available drawings).
   h. Dates of operation.

4. On separate sheet(s) of paper, provide for each unit all analytical data that may be available which would describe the nature and extent of the environmental contamination that exists as a result of the prior releases described in 3. above. Focus on the concentrations of hazardous wastes or constituents present in contaminated soil or groundwater [40 CFR 270.14(d)(3)].

Part II

P. #2 INFORMATION REQUIREMENTS REGARDING SOLID WASTE MANAGEMENT UNITS

SWMU-1(Container Storage Area Inside Service Center) is described within the permit application in section Part II B.

SWMU-2 (Tank Storage Area Inside Tank Farm Building) is described within the permit application in section Part II C.

SWMU-3 (Used Antifreeze Storage Tank) is described in Part II C.

SWMU-4 (15,000 gallon 150-solvent tank) is described in Part II C.

SWMU-5 (Non-Hazardous Vacuum Waste Tanker) is a 6,000 gallon tanker sitting in the containment area at the southeast corner of the parking lot. This tanker is used for storage of material serviced by Safety-Kleen's Vacuum program.

SWMU-6 (Transfer Waste Storage Area) is located warehouse building and is outlined on Figure 8.1-1.

SWMU-7 (Mercury Lamps/Devices & Battery Storage Area) is located in the warehouse building and is outlined on Figure 8.1-1.

SWMU-8 (Used Oil Filter Storage Area) is located in the warehouse and outlined on Figure 8.1-1.

SWMU-9 (Return/Fill Area) is described within the permit application Part II C and is outlined in Figure 9.3-1.

SWMU-10 (Satellite Container Area – Inside SWMU - 9) is depicted on Figure 9.3-1.

SWMU-11 (Used Oil Tanks – Inside SWMU - 2) are two 15,000 above ground horizontal storage tanks.

SWMU-12 (Solid Waste Dumpster) is located in the northwest corner of the parking lot and is used for solid wastes (garbage) generated by the facility.

SWMU-13 (Loading/Unloading Areas) are depicted on Figure Part II Q and located as follows:

- 13A – at the warehouse dock
- 13B – Return/Fill dock
- 13C – Tank Farm area

Part II P.3 Prior/Current Releases

Date	Material	Amt. (Gallons)	Explanation
10/18/17	Non-Hazardous Petroleum Distillates	0.25	Leak from IBC in the transfer area

Part II

Q. INFORMATION REQUIREMENTS FOR SOLID WASTE MANAGEMENT UNITS

Part II.Q. of the Florida Department of Environmental Protection's (FDEP's) Application for a Hazardous Waste Permit outlines the information requirements for solid waste management units (SWMU's) at the facility. This section provides the required information.

A RCRA Facility Assessment Report, dated March, 1991, was completed by the Florida Department of Environmental Protection for the Safety-Kleen Tallahassee facility. In this report two SWMU's were identified – drum storage area, and tanks. The current permit, 009207-HO-007, lists five SWMU's for the branch. Eight additional SWMU's were identified in the previous permit renewal application (2014) for a total of thirteen. The complete list of SWMU's is found on the next page.

SWMU NUMBER	DESCRIPTION
1	Container Storage Area Inside Service Center
2	Tank Storage Area Inside Tank Farm Building
3	Used Antifreeze Storage Tank
4	Spent Mineral Spirits Tank (Inside SWMU-2)
5	Non-Hazardous Vacuum Waste Tanker
6	Transfer Waste Storage Area
7	Mercury lamp/devices & Battery Storage Area (Inside SWMU-1)
8	Used Oil Filter Storage Area (Inside SWMU-1)
9	Return/Fill Area
10	Satellite Container Area (Inside SWMU-9)
11	Used Oil Tanks (Inside SWMU-2)
12	Solid Waste Dumpster
13	Loading/Unloading Areas
13A	Warehouse Dock
13B	Return/Fill Dock
13C	Tank Farm Area

FIGURE PART II-Q
LOCATIONS OF SOLID WASTE MANAGEMENT UNITS (SWMU)
SAFETY-KLEEN SYSTEMS, INC.
TALLAHASSEE, FLORIDA

REVISION 0 - 09/16/19

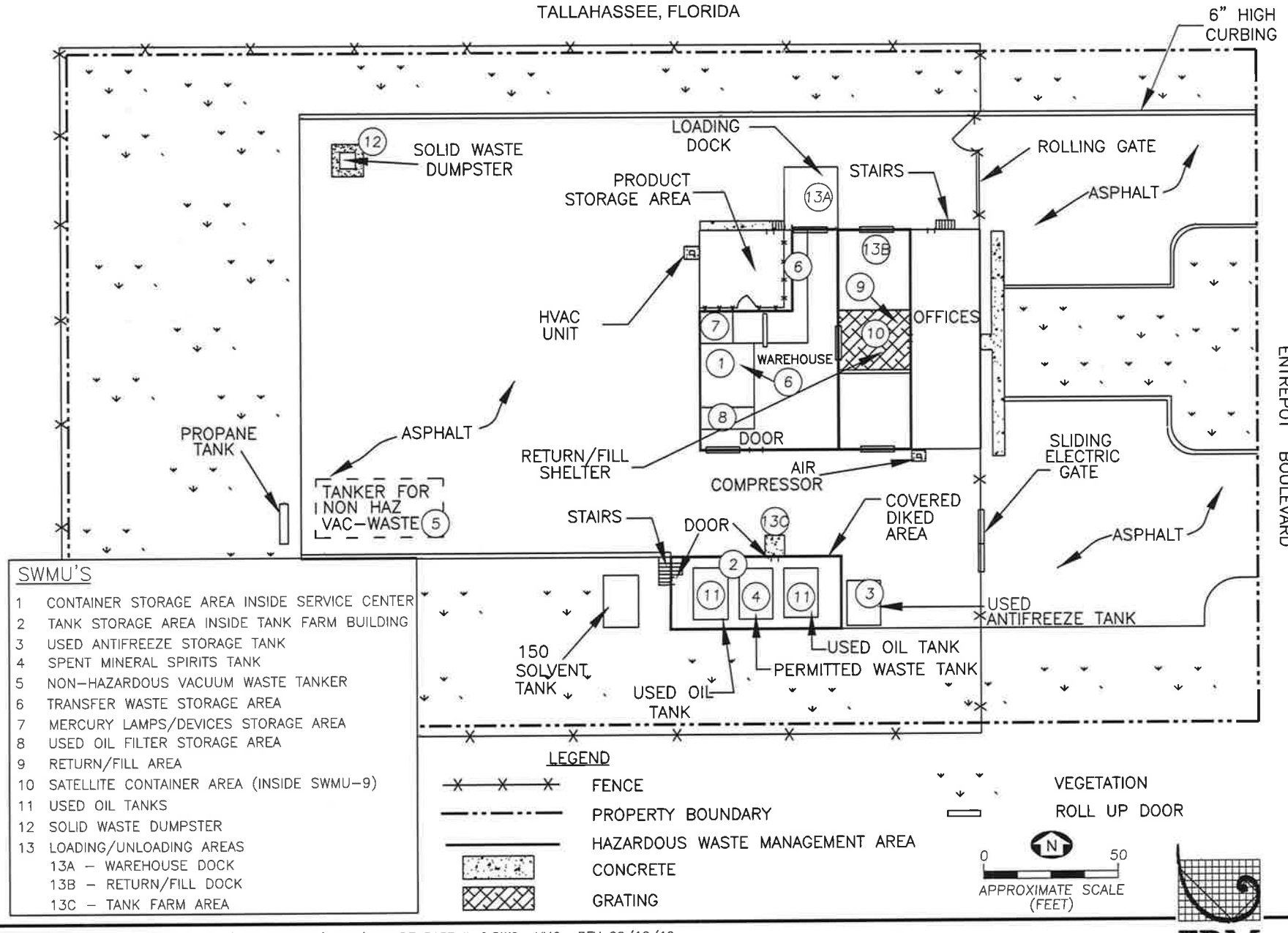

SWMU'S

1 CONTAINER STORAGE AREA INSIDE SERVICE CENTER
2 TANK STORAGE AREA INSIDE TANK FARM BUILDING
3 USED ANTIFREEZE STORAGE TANK
4 SPENT MINERAL SPIRITS TANK
5 NON-HAZARDOUS VACUUM WASTE TANKER
6 TRANSFER WASTE STORAGE AREA
7 MERCURY LAMPS/DEVICES STORAGE AREA
8 USED OIL FILTER STORAGE AREA
9 RETURN/FILL AREA
10 SATELLITE CONTAINER AREA (INSIDE SWMU-9)
11 USED OIL TANKS
12 SOLID WASTE DUMPSTER
13 LOADING/UNLOADING AREAS
13A - WAREHOUSE DOCK
13B - RETURN/FILL DOCK
13C - TANK FARM AREA

LEGEND

FENCE
PROPERTY BOUNDARY
HAZARDOUS WASTE MANAGEMENT AREA
CONCRETE
GRATING
VEGETATION
ROLL UP DOOR

N
0 50
APPROXIMATE SCALE (FEET)

ERM

PROJECTS\0479208 SAFKLN\CAD Files\TALLAHASSEE\2019\FIGURE PART II-Q.DWG YMG REV 09/10/19

Part II

S. AIR EMISSION STANDARDS

AIR EMISSION STANDARDS FOR EQUIPMENT LEAKS

The requirements of 40 CFR 264 Subpart BB – Air Emission Standards for Equipment Leaks apply to certain equipment associated with the used parts washer solvent storage tanks system. Figure 2.2-5 plots the facility layout with the locations of the hazardous waste management units. Equipment subject to Subpart BB requirements is included in the "above ground storage tanks " shown in Figure 2.2-5. This equipment contains or contacts hazardous wastes with VOC concentrations > 10% by weight. The Subpart BB requirements apply to pumps, valves, flanges, etc., which are part of the used parts washer solvent storage tank system. Figure 11.1-1 shows the specific equipment items, which are considered to be in "heavy liquid service" for the purposes of Subpart BB. Compliance with the applicable sections of 40 CFR 264.1052 thru 1063 has been achieved by the implementation of the procedures outlined in Appendix C and other procedures detailed below.

Implementation Schedule

All facilities subject to these regulations were required to be in compliance by the date specified in the final rule.

Schedule and Procedures For Inspections

Pursuant to Subpart BB of 40 CFR Part 264 and 40 CFR 270.25, Safety-Kleen inspects all regulated units for leaks each business day. Inspections are completed electronically (CO Tank Sys BB Equipment Inspection), and a list of equipment inspected is found on Figure 11.1-2. If an issue arises with the electronic system, they will be completed on paper using this form. All valves, pumps, and flanges are visually inspected. The inspection items have been properly tagged in accordance with 40 CFR 264.1050(d) and are inventoried on the environmental piping schematic diagrams included in Figure 11.1-1. In the event that a leak is detected, repairs will be implemented in accordance with the applicable provisions of Subpart BB (first attempt at repair within 5 days; repair completed or equipment placed "out of service" within 15 days. For such repairs, a "Leak Detection and Repair Record" will be completed (see Figure 11.1-3 for an example.

Due to the inherent properties of the waste parts washer solvent stored in the tank, the use of a screening device such as a photoionization detector (PID) is impractical. The liquids are heavy and have low vapor pressures, therefore a release would be visible in a liquid phase rather than a vapor. The parts washer solvent has a maximum of 2,000 ppm concentration in the vapor phase.

Alternate Control Devices

No alternate control devices are in use at this facility.

Documentation Of Compliance

Pumps in Light Liquid Service (40 CFR 264.1052)

Safety-Kleen manages parts washer solvent (mineral spirits) that has vapor pressure less than 0.3 kilopascals at 20 degrees C. Therefore pursuant to 40 CFR 264.1030, these materials are classified as heavy liquids. The existing pumps that manage hazardous wastes at the Tallahassee facility are identified and listed for use in heavy liquid service. Therefore, the Tallahassee facility does not have any pumps that are in light liquid service subject to the requirements of 40 CFR 264.1052.

Compressors (40 CFR 264.1053)

The facility does not have any compressors that are in contact with organic chemicals. Therefore, 40 CFR 264.1053 is not applicable.

Pressure Relief in Gas/Vapor Service (40 CFR 264.1054)

The facility does not have any pressure relief subject to the requirements of 40 CFR 264.1054.

Sampling Connecting Systems (40 CFR 264.1055)

The facility does not have any sampling connecting systems or in situ sampling systems.

Open-Ended Valves or Lines (40 CFR 264.1056)

Safety-Kleen has identified the location of each open-ended valve and line and included it in the inspection record. The open-ended valves and lines that are subject to the requirements of 40 CFR 264.1056 are identified in the facility's environmental piping schematic drawing (Figure 11.1-1). This equipment is either equipped with caps, second valves, or double block and bleed system. A cap, blind flange, plug, or second valve shall seal the open end at all times except during operations requiring hazardous waste stream flow through the open-ended valve or line. Each open-ended valve or line equipped with a second valve shall be operated in a manner such that the valve on the hazardous waste stream end is closed before the second valve is closed. When a double block and bleed system is being used, the bleed valve or line may remain open during operations that require venting the line between the block valves.

Valves in Gas/Vapor Service or in Light Liquid Service (264.1057)

All existing valves that come in contact with hazardous wastes are in heavy liquid service. Therefore, they are not subject to the requirements of 40 CFR 264.1057. If their use is changed to light liquid service, the valves will be monitored for leaks using a portable organic vapor analyzer in accordance with Method 21.

Pumps and Valves in Heavy Liquid Service, Pressure Relief Devices in Light Liquid or Heavy Liquid Service, and Flanges and Other Connectors (40 CFR 264.1058)

At the present time, the pumps, valves, flanges, and other connectors at the Tallahassee facility are used for heavy liquid service. As defined in 40 CFR 264.1031, the mineral spirits solvents managed at the facility are considered to be heavy liquid because the solvents have a vapor pressure less than 0.3 kilopascals at 20° C. Furthermore, no single contaminant is present in the wastes that has vapor pressure greater than 0.3 kilopascals in concentrations in excess of 20% by weight. In addition, the wastes presently managed in the equipment at the Tallahassee facility have a maximum of 2,000 ppm concentration in the vapor phase. Therefore, a portable organic vapor analyzer will not detect leaks at 10,000 ppm and a leak will be observed based on a visible liquid leak rather than by a portable organic analyzer. The first attempt at repair will be made no later than five calendar days after each leak is detected. Pursuant to the requirements of 40 CFR 264.1058, if a visual leak is observed, the affected equipment will be repaired no later than 15 days after it is detected. Whenever a leak is detected as specified in 40 CFR 264.1064 the following will apply:

- A weatherproof and readily visible identification attached to the leaking equipment shall be marked with the following information: equipment identification number, date that evidence of a potential leak was found in accordance with 264.1058(a), and date leak was detected.
- The identification on equipment, except on a valve, may be removed after it has been repaired.
- The identification on a valve may be removed after it has been monitored for two successive months as specified in 264.1057(c) and no leak has been detected during those two months.

Whenever a leak is detected as specified in 40 CFR 264.1058, the following information shall be recorded, as deemed appropriate, in an inspection log and shall be kept as part of the facility operating record:

- The instrument, operator, and equipment ID numbers.
- The date that evidence of a potential leak was found in accordance with 264.1058(a).
- The date the leak was detected and the dates of each attempt to repair the leak.
- Repair methods applied in each attempt to repair the leak.
- "Repair delayed" and the reason for the delay if a leak is not repaired within 15 calendar days after discovery of the leak.
- Documentation supporting the delay of repair of a valve in compliance with 264.1059(c).
- The signature of the owner or operator (or designate) whose decision it was that repair could not be effected without a hazardous waste management unit shutdown.
- The expected date of successful repair of the leak, if the leak is not repaired within 15 calendar days.
- The date of successful repair of the leak.

Recordkeeping Requirements

Pursuant to the requirements of 40 CFR 264.1064, Safety-Kleen has identified all affected equipment by number and location (Equipment Schedule) as shown in Figure 11.1-1.

The following records will be maintained at the Tallahassee Branch and maintained as part of the facility's operating record.

- Type of equipment; valve, pump, flange, etc.
- Service; light liquid or heavy liquid.
- Percent-by-weight is not necessary for the equipment because the facility manages wastes that are nearly 100% organic by weight.
- Method of compliance; daily inspections.
- ID on the equipment, if they are found leaking, will be implemented.
- Leak monitoring results and any repairs conducted at the facility.

Closed-Vent Systems and Control Devices (40 CFR 264.1060)

Since neither a closed vent system nor a control device is required for, or as part of, the equipment ancillary to the facility's hazardous waste storage tank (equipment subject to Subpart BB), demonstrations of compliance with applicable design, operation and maintenance specifications are not required. The Tallahassee facility will maintain records as part of the facility's operating record that indicate the name and ID of each equipment (i.e., pumps, valves, flanges, open-ended valves, etc.) at the facility. The record will include the type of chemicals managed in each equipment (i.e., light liquid, heavy liquid, etc.) and the state of the chemicals (i.e., gas, vapor, liquid, etc.) and any leaks detected (i.e., visual, >10,000 ppm, etc.) and the date and type of repair performed to repair the leaking equipment. Since Safety-Kleen manages organic chemicals that are nearly 100% by weight organic, it is not required to maintain in the records the concentration of organic chemicals in the waste stream (40 CFR 264.1064(b)(1)(iv)).

AIR EMISSION STANDARDS FOR TANKS, AND CONTAINERS

Safety-Kleen's Tallahassee facility manages wastes that range in Volatile Organic concentrations up to 100%. Therefore, all wastes managed in containers and in storage tanks are handled as being subject to 40 CFR 264 Subpart CC requirements based on the knowledge of the wastes managed at the facility. Therefore, no analytical waste determination is required.

Subpart CC Tank Standards (40 CFR 265.1084)

The Safety-Kleen Tallahassee facility manages hazardous wastes in a tank system that consists of one 15,000-gallon storage tank. The tank in this system is subject to Subpart CC requirements as a Level 1 Tank based on tank dimensions and maximum vapor pressure of volatile organic materials managed in this tank (see following table). A list of tank, tank dimensions and maximum vapor pressure of volatile organics managed in tanks subject to Level 1 Tank controls is provided in the following table.

Applicability of Standards Level 1 Tanks

Tank Capacity	Maximum Vapor Pressure
> 151 cubic meters (39800 gallons)	< 5.2 kPa (0.76 psia)
> 19800 gallons < 39800 gallons	27.6 kPa (4.05 psia)
< 19800 gallons	76.6 kPa (11.26 psia)

Tanks that meet the above size and vapor pressure limits and that are not heated to a temperature that would increase the vapor pressure of the materials above these limits are required to meet Level 1 Tank Standards. See Table 11.2-1 for a summary of the tank at the Tallahassee facility subject to the requirements of Subpart CC, and the applicable controls.

Level 1 Tank Requirements (40 CFR 264.1084(c))

Safety-Kleen spent parts washer solvent has a vapor pressure of less than 0.3 kilopascals at 20° C. The tank used for storing this waste has a capacity of 15,000 gallons. A complete description of the tank system is found in Part II C. Waste material stored in these tanks is spent Safety-Kleen Premium Gold 150 Solvent. The storage tanks meeting Level 1 requirements are equipped with fixed roofs with the following specifications:

- The fixed roof and its closure devices form a continuous barrier over the entire surface area of the hazardous waste in the tank.
- There are no visible cracks, holes, gaps, or other open spaces between roof section and the tank wall.
- Each opening in the fixed roof is equipped with a closure device designed to operate such that when the closure device is secured in closed position, there are no visible cracks, holes, gap, or other open spaces in the closure device or between the perimeter of the opening and the closure device or connected to a control device (control is not required for Level 1 Tanks).

Inspection Requirements for Level 1 Tanks are as follows:

The fixed roof and its closure devices are visually inspected to check for defects that could result in air emissions. Defects include, but are not limited to, visible cracks, holes or gaps in the roof sections; broken, cracked, or damaged seals or gaskets on closure devices; broken or missing hatches, access covers, caps, or other closure devices. A description of inspections and example log for tanks can be found in Part II C.

Level 2 Tanks (40 CFR 265..1084(d))

There are no level 2 tanks at this facility.

Subpart CC Container Standards (40 CFR 264.1086)

This section is applicable to containers that are greater than 26 gallons that are used to manage hazardous wastes with greater than 500 ppm volatile organic contents. Hazardous waste containers that are filled (generated) at the facility as well as hazardous waste containers that are received from off site are subject to this rule. Table 11.2-2 provides a summary of the areas, and types of containers managed, at the Tallahassee facility for which Subpart CC is applicable.

Level 1 Containers (40 CFR 265.1086(c))

Containers greater than 26 gallons but less than 119 gallons and containers greater than 119 gallons used in heavy material service (<0.038 psia) are to be-controlled in accordance with one of the following Level 1 container standards as follows:

- Containers that meet DOT standards are in compliance with Subpart CC Level 1 container design standards. Safety-Kleen drums meet DOT standards; or
- A container equipped with cover and closure devices that form a continuous barrier over the container openings such that when the cover and closure devices are secured in the

closed position there are no visible holes, gaps, or other open spaces into the interior of the container. The cover may be a separate cover installed on the container such as a lid on a drum or a tarp on a roll-off box; or

- An open-top container in which an organic-vapor-suppressing barrier is placed on or over the hazardous waste in the container such that no hazardous waste is exposed to the atmosphere.

Level 1 Container Operating Requirements (40 CFR 264.1086(c)(3))

Whenever a hazardous waste is in a container using Level 1 controls, the covers shall be maintained in closed position except as follows:

- Adding hazardous waste or other materials to the container if the container is filled in one continuous operation, the container is closed upon conclusion of the filling operation. In the case of discrete or batch filling the container is to be closed:
    a) upon filling the container to the intended final level;
    b) the completion of a batch loading after which no additional waste will be added within 15 minutes;
    c) the person performing the loading operation leaving the immediate vicinity of the container; or
    d) the shutdown of the process generating waste being added to the container.
- Removing hazardous waste from the container: When discrete quantities of hazardous waste are removed from the container, covers shall be promptly secured upon completion of a batch removal after which no additional material will be removed from the container within 15 minutes or the person performing the unloading operation leaves the immediate vicinity of the container. RCRA empty containers may be open to the atmosphere at any time.
- Sampling wastes, measuring depth or quantity of wastes: Containers may be opened when sampling and/or measuring hazardous wastes, as well as adding or removing hazardous wastes from them. Covers must be replaced and secured on containers once

such activities are completed.

Level 1 Container Inspection Requirements

All Level 1 Containers that are not emptied upon receipt at the facility, are inspected upon arrival and each day thereafter until the container is transferred to a recycle center. Each Level 1 Container and its cover and closure devices are inspected for visible cracks, holes, gaps, or other open spaces. No container remains at the facility over 1 year. If a defect is detected for a container, cover, or closure devices, a repair shall be attempted within 24 hours after detection, and repair shall be completed as soon as possible, but no later than 5 calendar days. The container will be over-packed in a DOT approved container as a means of repair. A description of the types of inspections and example logs for containers can be found in Part II B.

Level 2 Containers (264.1086(d))

Hazardous waste containers with design capacity greater than 119 gallons and that are in light material service are subject to Level 2 container standards. These include totes, roll-off boxes that are greater than 119 gallons in capacity, and bulk tankers and rail car tankers. Level 2 containers are not stored at this facility, therefore 40 CFR 264.1087(d) does not apply at this location. However, these types of containers may undergo 10-day transfer at the facility, but since they will be considered "still in the course of transportation" Subpart CC will not be applicable.

Documentation of Compliance

Safety-Kleen prepared a written compliance plan for those units subject to Subpart CC, and instituted the plan on December 6, 1996. A copy of Subpart CC Compliance Plan is included in Appendix C.

FIGURE 11.1-1
ENVIRONMENTAL PIPING ISOMETRIC
SAFETY-KLEEN SYSTEMS, INC.
TALLAHASSEE, FLORIDA

REVISION 0 – 09/16/19

WASTE M.S. SCHEDULE	
MARK	EQUIPMENT DESCRIPTION
1	End Cap
2	1 1/2" Threaded 90° Fitting
3	2" Threaded Fitting (tee)
4	2" Threaded Ball Valve
5	2" 4-Way Threaded Ball Valve
6	2" Threaded Gate Valve
7	2" 3-Way Threaded Fitting (tee)
8	Waste MS Pump
9	1 1/2" Threaded Fitting
10	1 1/2" Threaded Fitting (union)
11	1 1/2" Threaded 90° Fitting
12	Flanged Regulator
13	1 1/2" Threaded Fitting (union)
14	1 1/2" 3-Way Threaded Fitting
15	1 1/2" Threaded Fitting
16	1 1/2" Threaded Fitting (union)
17	Flanged Regulator
18	1 1/2" Threaded Fitting
19	2" Threaded Gate Valve
20	2" Threaded Gate Valve
21	2" Clamp
22	2" Threaded Fitting (union)
23	2" Threaded Fitting (tee)
24	Strainger Assembly
25	2" Threaded Fitting 90° Elbow
26	2" Threaded Fitting 90° Elbow
27	2" Threaded Union
28	Waste Recirculation Pump
29	1 1/2" Threaded Fitting (tee)
30	1 1/2" Threaded Coupling
31	2" Threaded Union
32	2" Threaded Check Valve
33	2" Threaded 45° Fitting
34	2" Threaded 45° Fitting
35	2" Threaded 45° Fitting
36	2" Threaded 45° Fitting
37	2" Threaded Fitting
38	2" Threaded Fitting
39	2" Threaded Fitting
40	2" Threaded Fitting
41	2" Threaded Fitting
42	2" Threaded Fitting
43	Manway Flange
44	Conservation Vent
45	3" Threaded Fitting
46	Threaded Adapter at HLA
47	Manway Flange
48	3" Threaded Fitting Plug
49	3" Threaded Fitting Plug
50	3" Threaded Internal Valve
51	3" Threaded Gate Valve
52	3" Threaded Internal Valve
53	3" Flanged Connection
54	3" Threaded Flanged Gate Valve
55	3" Flanged Connection
56	3" Threaded 90° Fitting
57	3" Threaded 45° Fitting
58	3" Threaded Check Valve
59	3" Threaded Gate Valve

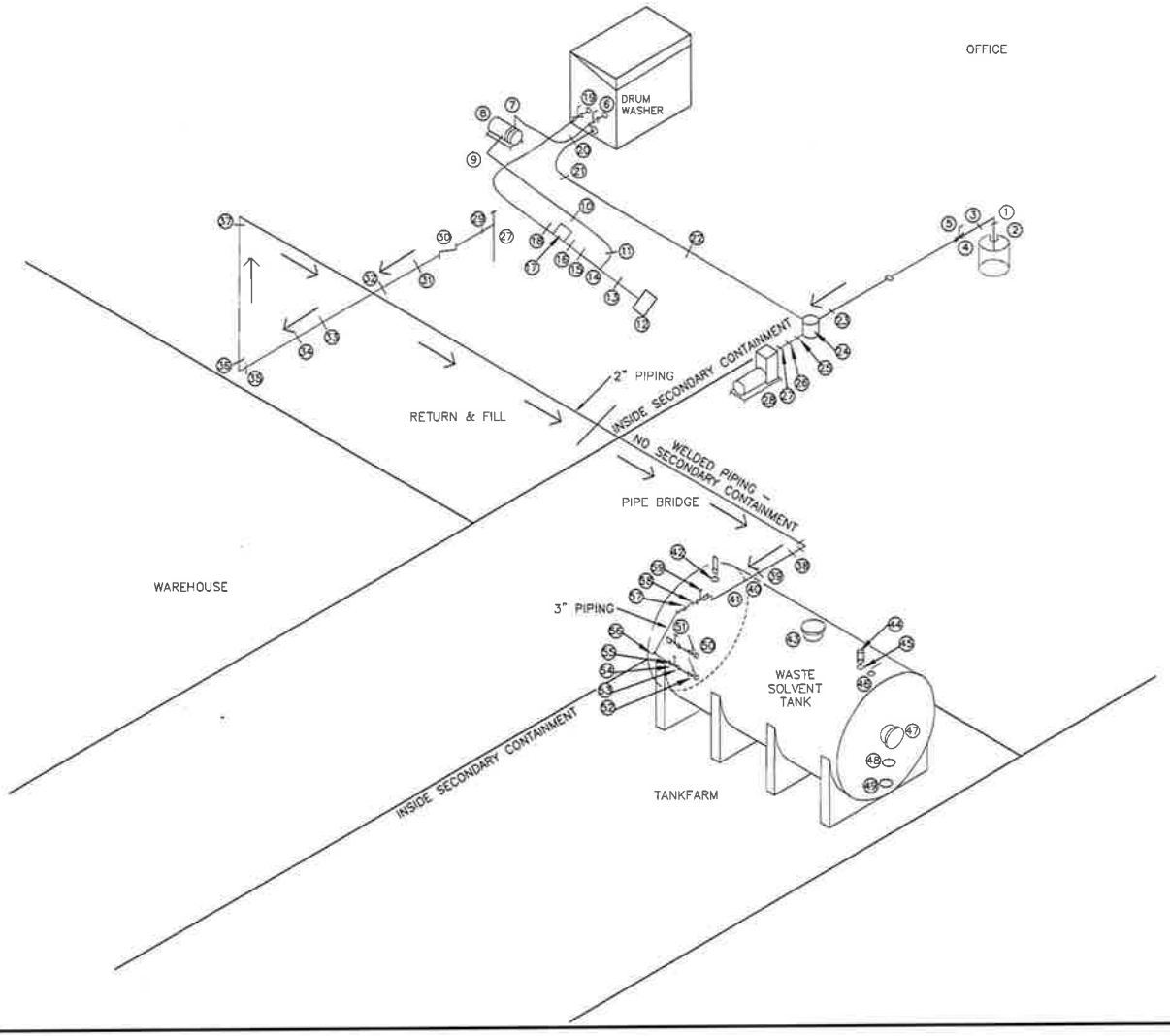

ERM.

PROJECTS\0479208 SAFKLN\CAD Files\TALLAHASSEE\2019\FIGURE 11.1-1.DWG YMG REV 08/21/19

CleanHarbors
ENVIRONMENTAL SERVICES, INC.

CO Tank Sys BB Equipment

Form Code: 42

Compliance Header	
Inspector Name	
Area of Inspection	
Inspection Date and Time	
CO Tank System BB Equipment Instruction	
Note condition of inspection items. Inspect all tagged and non-tagged points per area plan or system drawing specification. All unsatisfactory findings must be explained. Include any repairs, changes or corrective actions.	
CO Tank System BB Equipment Inspection Items	
Inspect all tagged and non-tagged tank system identified BB equipment points per area plan - Check for evidence of failure. (e.g., all inclusive review of all equipment pumps, valves, flanges, connections, unions, couplings or caps for potential leaks, active leaks, sticking, wear, does not operate smoothly, other).	
Each open-ended valve or line is equipped with a cap, blind flange, plug, or a second valve, which seals the open end at all times except when hazardous waste flows through the open ended valve or line. [264.1056/ 265.1056] Pieces of equipment found to be leaking, usually by visual means, are repaired within 15 calendar days and the first attempt to repair is made within 5 calendar days. [264.1058(c)/ 265.1058(c)]	
When a leak is detected, a weatherproof identification tag is attached to the leaking equipment with ID # and the date leak was detected. The identification may be removed after repair. [264.1064(c)/ 265.1064(c)] The liquids in use are heavy liquids. It should be assumed that all hazardous liquids managed in storage tanks contain between 80% and 100% organics.	
Compliance Footer	
Inspector Signature	
Attach Photo	

Inspection Overall Assessment	

Figure 11.1-2
Safety-Kleen Tallahassee, Florida-Tank Equipment/Subpart BB Tags

INSPECTORS NAME/TITLE: **Signature:**

Date of Inspection:

Time of Inspection:

Pump, Flange, or Valve Number

1.	End Cap	A N
2.	1½" Threaded 90° Fitting	A N
3.	2" Threaded Fitting (tee)	A N
4.	2" Threaded Ball Valve	A N
5.	2" 4-Way threaded fitting (tee)	A N
6.	2" Threaded Gate Valve	A N
7.	2" 3-Way threaded fitting (tee)	A N
8.	Waste MS Pump	A N
9.	1½" threaded fitting	A N
10.	1½" threaded fitting (union)	A N
11.	1½" threaded 90° fitting	A N
12.	Flanged regulator	A N
13.	1½" threaded fitting (union)	A N
14.	1½" threaded 3-way fitting	A N
15.	1½" Threaded fitting	A N
16.	1½" threaded fitting (union)	A N
17.	Flanged regulator	A N
18.	1½" threaded fitting	A N
19.	2" Threaded gate valve	A N
20.	2" Threaded gate valve	A N
21.	2" clamp	A N
22.	2" threaded fitting (union)	A N
23.	2" threaded fitting (tee)	A N
24.	Strainer assembly	A N
25.	2" threaded fitting 90° elbow	A N
26.	2" threaded fitting 90° elbow	A N
27.	2" threaded union	A N
28.	Waste recirculation pump	A N
29.	1½" threaded fitting (tee)	A N
30.	1½" threaded coupling	A N
31.	2" threaded union	A N
32.	2" threaded check valve	A N
33.	2" threaded 45° fitting	A N
34.	2" threaded 45° fitting	A N
35.	2" threaded 45° fitting	A N
36.	2" threaded 45° fitting	A N
37.	2" threaded fitting	A N
38.	2" threaded fitting	A N
39.	2" threaded fitting	A N
40.	2" threaded fitting	A N
41.	2" threaded fitting	A N
42.	2" threaded fitting	A N

43.	Manway flange	A N
44.	Conservation vent	A N
45.	3" threaded fitting	A N
46.	Threaded adapter at HLA	A N
47.	Manway flange	A N
48.	3" threaded fitting plug	A N
49.	3" threaded fitting plug	A N
50.	3" Threaded internal valve	A N
51.	3" threaded gate valve	A N
52.	3" threaded internal valve	A N
53.	3" flanged connection	A N
54.	3" threaded flanged gate valve	A N
55.	3" flanged connection	A N
56.	3" threaded 90° fitting	A N
57.	3" threaded 45° fitting	A N
58.	3" threaded check valve	A N
59.	3" threaded gate valve	A N

If "N" enter pump or valve #_____ and circle appropriate problem: potential leak, active leak, sticking, wear, does not operate smoothly, or other: _____

_____

_____

_____

_____

_____

_____

_____

For all leaks and potential leaks, the Leak Detection and Repair Record (Figure 11.1-3) must be completed.
A = Acceptable N = Not Acceptable

Item numbers 37-59 are considered difficult to monitor (DTM) and will be inspected annually.

Figure 11.1-3

Leak Detection and Repair Record

Equipment ID# _____ Branch # _____

Description _____ Other _____

Date: Inspector's Signature:

How was potential or actual leak detected:

_____

_____

Describe the potential or actual leak:

_____

_____

1. Instrument Monitoring within 5 days

   Results: _____

2. Repair Attempt

   Method: _____

   Results _____

3. Repair Attempt

   Method: _____

   Results: _____

4. Date of Successful Repair

   (Must be completed within 15 days)

   Method: _____

   Results: _____

5. Results: _____

6. Results: _____

Monitoring Summary	**(Reference Number – See above)**					
	(1)	(2)	(3)	(4)	(5)	(6)
Instrument#/Operator	____	____	____	____	____	____
Calibration	____	____	____	____	____	____
Background Reading	____	____	____	____	____	____
Reading at Equipment	____	____	____	____	____	____
Leak Detected?	____	____	____	____	____	____

TABLE 11.2-1

SUMMARY OF TANK MANAGEMENT UNITS SUBJECTED TO SUBPART CC

SAFETY-KLEEN SYSTEMS, INC. TALLAHASSEE, FL

EPA ID NUMBER: FLD 982 133 159

Hazardous Waste Management Unit	Location of Hazardous Waste Management Unit	EPA Hazardous Waste Codes Managed	Brief Waste Description	Average Volatile Organic Concentration of Hazardous Waste	Subpart CC Status	Control Option (See Table 11.2-3)
Waste Parts Washer Solvent Tank (15,000 g)	See Figure 2.2-5	D001, and codes listed in Note 1 below	Waste Parts Washer Solvent (Petroleum Naptha)	> 500	Level 1 Control	1

NOTE: D018, D039, D040

TABLE 11.2-2

SUMMARY OF CONTAINER MANAGEMENT UNITS SUBJECTED TO SUBPART CC

SAFETY-KLEEN SYSTEMS, INC. TALLAHASSEE, FL

EPA ID NUMBER: FLD 982 133 159

Hazardous Waste Management Unit	Location of Hazardous Waste Unit	EPA Hazardous Waste Codes Managed	Brief Waste Description	Average Volatile Organic Concentration of Hazardous Waste	Container Type	Subpart CC Status	Control Option (See Table 11.2-3)
Container Storage Area	See Figure 2.2-5	D001, F002, F003, F005 and codes listed in Note 1 below	Waste Parts Washer Solvent (Petroleum Naptha), Dry Cleaner Wastes, Paint Waste, Immersion Cleaner Waste	> 500	Type A	Container Level 1 Controls per 264.1086(c)	11
Return and Fill Area	See Figure 2.2-5	D001 and codes listed in Note below	Waste Parts Washer Solvent (Petroleum Naptha)	> 500	Type A	Container Level 1 Controls per 264.1086(c)	11

Note: D004 thru D011, D018, D019, D021 thru D030, and D032 thru D043

Table 11.2-3

Subpart CC Control Options

Tanks

1. These tanks shall comply with Tank Level 1 controls which require tanks to have a fixed roof with no visible cracks, holes, gaps, or other spaces in accordance with 40 CFR 264.1084(c). The tank shall be visually inspected for defects prior to the tank becoming subject to these requirements and at least once a year thereafter [40 CFR 264.1084(c)].
2. These tanks are fixed roof tanks equipped with an internal floating roof and shall comply with Tank Level 2 controls in accordance with 40 CFR 264.1084(e). The internal floating roof shall be visually inspected for defects at least once every twelve months after initial fill unless complying with the alternative inspection procedures in 40 CFR 264.1084(e)(3)(iii). [40 CFR 264.1084.(d)(1)]
3. These tanks are equipped with an internal floating roof and shall comply with Tank Level 2 controls in accordance with 40 CFR 264.1084(f). The external roof seal gaps shall be measured in accordance with procedures contained in 40 CFR 264.1084(f)(3)(i)(A) within 60 days and at least once every 5 years thereafter. The external floating roof shall be visually inspected for defects at least once every 12 months after initial fill. [40 CFR 264.1084(d)(2)]
4. These tanks are vented through a closed-vent system to control device and shall comply with Tank Level 2 controls in accordance with 40 CFR 264.1084(g). The tank shall be equipped with a fixed roof and closure devices which shall be visually inspected for defects initially and at least once every year. The closed-vent system and control device shall be inspected and monitored in accordance with 40 CFR 264.1087. [40 CFR 264.1084(d)(3)]
5. These tanks are pressure tanks which shall comply with Tank Level 2 controls in accordance with 40 CFR 264.1084(h). [40 CFR 264.1084(d)(4)]
6. These tanks are located inside an enclosure that is vented through a closed-vent system to an enclosed combustion control device and shall comply with Tank Level 2 controls in accordance with 40 CFR 264.1084(i). The closed-vent system and control device shall be inspected and monitored in accordance with 40 CFR 264.1087 [40 CFR 264.1084(d)(5)]
7. These tanks have covers which have been specified as "unsafe to inspect and monitor" and shall comply with the requirements of 40 CFR 264.1084(l)(1) [40 CFR 264.1084(f) & (g)]

Table 11.2-3

Subpart CC Control Options

Conntainers

8. These containers have a design capacity greater than 0.1 m^3 and less than or equal to 0.46 m^3 and meet the applicable US DOT regulations under the Container Level 1 standards. The container shall be visually inspected for defects at the time the container first manages hazardous waste or is accepted at a facility. If a container remains at a facility for 1 year or more, it shall be visually inspected for defects at least once every twelve months. [40 CFR 264.1086(c)(4)(ii) & (d)(4)(ii)]
9. These containers have a design capacity greater than 0/1 m^3 and less than or equal to 0.46 m^3 and are equipped with a cover and closure devices which form a continuous barrier over container openings. The container and its cover and closure devices shall be visually inspected for defects at the time the container first manages hazardous waste or is accepted at a facility. If a container remains at a facility for 1 year or more, it shall be visually inspected for defects at least once every twelve months. [40 CFR 264.1086(b)(1)(i) & (c)(1)(i)]
10. These containers have a design capacity greater than 0/1 m^3 and less than or equal to 0.46 m^3 and are open-top containers in which an organic-vapor surpressing is placed on or over the hazardous waste in a container. The container and its cover and closure devices shall be visually inspected for defects at the time the container first manages hazardous waste or is inspected for defects at least once every twelve months. [40 CFR 264.1086(b)(1)(i) & (c)(1)(iii)]
11. These containers have a design capacity greater than 0.46 m^3, are not in light material service and meet the applicable US DOT regulations under Container Level 1 standards. The container shall be visually inspected for defects at the time the container first manages hazardous waste or is accepted at a facility. If a container remains at a facility for 1 year or more, it shall be visually inspected for defects at least once every twelve months. [40 CFR 264.1086(b)(1)(ii) & (c)(1)(i)]
12. These containers have a design capacity greater than 0.46 m^3, are not in light material service and are equipped with a cover and closure devices which form a continuous barrier over container openings. The container and its cover and closure devices shall be visually inspected for defects at the time the container first manages hazardous waste or is accepted at a facility. If a container remains at a facility for 1 year or more, it shall be visually inspected for defects at least once every twelve months. [40 CFR 264.1086(b)(1)(ii) & (c)(1)(ii)]
13. These containers have a design capacity greater than 0.46 m^3, are not in light material service and are open-top containers in which an organic-vapor surpressor is placed on or over the hazardous waste in a container. The container and its cover and closure devices shall be visually inspected for defects at the time the container first manages hazardous waste or is accepted at a facility. If a container remains at a facility for 1 year or more, it shall be visually inspected for defects at least once every twelve months. [40 CFR 264.1086(b)(1)(ii) & (c)(1)(iii)]
14. These containers have a design capacity greater than 0.46 m^3, are in light material service and meet the applicable US DOT regulations under Container Level 2 standards. The container shall be visually inspected for defects at the time the container first manages hazardous waste or is accepted at a facility. If a container remains at a facility for 1 year or more, it shall be visually inspected for defects at least once every twelve months. [40 CFR 264.1086(b)(1)(iii) & (d)(4)(ii)]

Table 11.2-3

Subpart CC Control Options

15. These containers have a design capacity greater than 0.46 m^3, are in light material service and operate with no detectable organic emissions as defined in 40 CFR 265.1081. The container and its cover and closure devices shall be visually inspected for defects at the time the container first manages hazardous waste or is accepted at a facility. If a container remains at a facility for 1 year or more, it shall be visually inspected for defects at least once every twelve months. [40 CFR 264.1086(b)(1)(iii) & (d)(1)(ii)]
16. These containers have a design capacity greater than 0.46 m^3, are in light material service and that have been demonstrated within the preceding 12 months to be vapor tight using 40 CFR Part 60, Appendix A, Method 27. The container and its cover and closure devices shall be visually inspected for defects at the time the container first manages hazardous waste or is accepted at a facility. If a container remains at a facility for 1 year or more, it shall be visually inspected for defects at least once every twelve months. [40 CFR 264.1086(b)(1)(iii) & (c)(1)(i)]
17. These containers have a design capacity greater than 0.1 m^3 that are used for treatment of a hazardous waste by a waste stabilization process and are vented directly through a closed-vent system to a control device in accordance with 40 CFR 264.1086(e)(2)(ii). The closed-vent system and control devices shall be inspected and monitored as specified in 40 CFR 264.1087. [40 CFR 264.1086(b)(2) & (e)(1)(i)]
18. These containers have a design capacity greater than 0.1 m^3 that are used for treatment of a hazardous waste by a waste stabilization process and are vented inside an enclosure which is exhausted through a closed-vent system to a control device in accordance with 40 CFR 264.1086(a)(2)(i) & (ii).). The closed-vent system and control devices shall be inspected and monitored as specified in 40 CFR 264.1087. [40 CFR 264.1086(b)(2) & (e)(1)(ii)]

Appendix A
Site Photographs

SK Tallahassee Branch Facing West
3/26/19



Used Antifreeze Tank Facing South
8/26/19



Clean 150 Solvent Tank Facing Facing Southwest 8/26/19

CSA Facing South
8/26/19

Return/Fill Station Facing North
8/26/19

Return/Fill Station Facing North

8/26/19

Solid Waste Dumpsters Facing West
8/26/19



Tank Farm Facing Southwest

3/26/19

Transfer waste area facing north
8/26/19

Vacuum Services waste tanker facing southwest
8/26/19

Vacuum Services waste tanker facing west
8/26/19

Appendix B
Chemical Analysis Reports
Annual Re-Characterization

Waste Stream	Description Subcategory	2018 National Waste Codes	2018 NATIONAL Profile	Changes from 2018 to 2019	2019 National Waste Codes	2019 NATIONAL Pro
Aqueous Brake Cleaner	N/A	None	150100	No Change	None	150100
Branch Contaminated Debris (Solid would not carry D001)	N/A	F002, F003, F005, D001, D004, D005, D006, D007, D008, D009, D010, D011, D018, D019, D021, D022, D023, D024, D025, D026, D027, D028, D029, D030, D032, D033, D034, D035, D036, D037, D038, D039, D040, D041, D042, D043	Refer to CH Outbound	No Change	F002, F003, F005, D001, D004, D005, D006, D007, D008, D009, D010, D011, D018, D019, D021, D022, D023, D024, D025, D026, D027, D028, D029, D030, D032, D033, D034, D035, D036, D037, D038, D039, D040, D041, D042, D043	Refer to CH Outbou
Immersion Cleaner	N/A	D027, D039, D040	150133	No Change	D027, D039, D040	150133
Parts Washer Solvent 105 Virgin	under 100 lbs	D001, D018, D039, D040	150045	No Change	D001, D018, D039, D040	150045
	over 100 lbs (RQ)		150085			150085
	Non-RQ DF container (no DOT SP)		157045			157045
Bulk MS Solvent	N/A	D001, D018, D039, D040	Refer to CH Outbound	No Change	D001, D018, D039, D040	Refer to CH Outbou
Parts Washer Solvent Sludge/Dumpster Mud	N/A	D001, D018, D039, D040	Refer to CH Outbound	No Change	D001, D018, D039, D040	Refer to CH Outbou
Parts Washer Solvent Tank Bottoms (bulk)	N/A	D001, D018, D039, D040	Refer to CH Outbound	No Change	D001, D018, D039, D040	Refer to CH Outbou
Premium (150) / PRF / PDF Mil Spec Solvent	N/A	D039	150055	No Change	D039	150055
	DF container (no DOT SP)		157055			157055
Paint Gun Cleaner (SK)	under 100 lbs	F003, F005, D001, D018, D035, D039, D040	150380	No Change	F003, F005, D001, D018, D035, D039, D040	150380
	over 100 lbs (RQ)		150425			150425
Clear Choice Paint Gun Cleaner	under 100 lbs	F003, D001, D018, D035, D039, D040	150426	No Change	F003, D001, D018, D035, D039, D040	150426
	over 100 lbs (RQ)		150427			150427
Paint Waste Other	Any size container	F003, F005, D001, D018, D035, D039, D040	150375	No Change	F003, F005, D001, D018, D035, D039, D040	150375
Universal Paint Gun Cleaner	N/A	D001, D018, D035, D039, D040	403901294	No Change	D001, D018, D035, D039, D040	403901294
Dry Cleaner (Perc) Bottoms	N/A	F002, D007, D039, D040	150589	No Change	F002, D007, D039, D040	150589
Dry Cleaner (Perc) Filters	N/A	F002, D007, D039, D040	150621	No Change	F002, D007, D039, D040	150621
Dry Cleaner (Perc) Separator Water	N/A	F002, D039, D040	150520	No Change	F002, D039, D040	150520
Dry Cleaning Naphtha Bottoms	N/A	D001, D007, D039, D040	150422	No Change	D001, D007, D039, D040	150422
Dry Cleaning Naphtha Filters	N/A	D001, D007, D039, D040	150424	No Change	D001, D007, D039, D040	150424
Dry Cleaning Naphtha Separator Water	N/A	D001, D039, D040	150423	No Change	D001, D039, D040	150423
Aqueous Parts Washer Tank Bottoms	N/A	None	Refer to CH Outbound	No Change	None	Refer to CH Outbou
Aqueous Parts Washer Dumpster Sludge	N/A	None	Refer to CH Outbound	No Change	None	Refer to CH Outbou

MATRIX	PARAMETER	LAB ID	RESULT	RANKED DATA	UNITS	QUALIFIER	REPORTING LIMIT	Uth VALUE	COUNT	FACILITY	YEAR
Aqueous Brake Cleaner	1,1-Dichloroethene	180-58746-1	0.2	0.1	mg/L	U	0.2			Albuquerque	2016
Aqueous Brake Cleaner	1,1-Dichloroethene	180-55531-1	0.2	0.1	mg/L	U	0.2			Archdale	2016
Aqueous Brake Cleaner	1,1-Dichloroethene	180-55282-1	0.2	0.1	mg/L	U	0.2			Avon	2016
Aqueous Brake Cleaner	1,1-Dichloroethene	180-52549-1	0.2	0.1	mg/L	U	0.2			Boise	2016
Aqueous Brake Cleaner	1,1-Dichloroethene	180-53469-1	0.2	0.1	mg/L	U	0.2			Chandler	2016
Aqueous Brake Cleaner	1,1-Dichloroethene	180-58663-1	0.2	0.1	mg/L	U	0.2			Charlotte	2016
Aqueous Brake Cleaner	1,1-Dichloroethene	180-54773-1	0.2	0.1	mg/L	U	0.2			Chester	2016
Aqueous Brake Cleaner	1,1-Dichloroethene	180-58670-1	0.2	0.1	mg/L	U	0.2			Clackamas	2016
Aqueous Brake Cleaner	1,1-Dichloroethene	180-57952-1	0.2	0.1	mg/L	U	0.2			Los Angeles	2016
Aqueous Brake Cleaner	1,1-Dichloroethene	180-58630-1	0.2	0.1	mg/L	U	0.2			Sacramento	2016
Aqueous Brake Cleaner	1,1-Dichloroethene	180-58155-1	0.2	0.1	mg/L	U	0.2			Santa Ana	2016
Aqueous Brake Cleaner	1,1-Dichloroethene	180-56008-1	0.2	0.1	mg/L	U	0.2			St. Pauls	2016
Aqueous Brake Cleaner	1,1-Dichloroethene	180-55123-1	0.2	0.1	mg/L	U	0.2			Syracuse	2016
Aqueous Brake Cleaner	1,1-Dichloroethene	180-58733-1	0.2	0.1	mg/L	U	0.2			Tulsa	2016
Aqueous Brake Cleaner	1,1-Dichloroethene	180-70242-1	0.2	0.1	mg/L	U	0.2			Albuquerque	2017
Aqueous Brake Cleaner	1,1-Dichloroethene	180-65249-1	0.2	0.1	mg/L	U	0.2			Archdale	2017
Aqueous Brake Cleaner	1,1-Dichloroethene	180-65699-1	0.2	0.1	mg/L	U	0.2			Avon	2017
Aqueous Brake Cleaner	1,1-Dichloroethene	180-68705-1	0.2	0.1	mg/L	U	0.2			Boise	2017
Aqueous Brake Cleaner	1,1-Dichloroethene	180-64608-1	0.2	0.1	mg/L	U	0.2			Chandler	2017
Aqueous Brake Cleaner	1,1-Dichloroethene	180-70328-1	0.2	0.1	mg/L	U	0.2			Chesapeake	2017
Aqueous Brake Cleaner	1,1-Dichloroethene	180-69202-1	0.2	0.1	mg/L	U	0.2			Clackamas	2017
Aqueous Brake Cleaner	1,1-Dichloroethene	180-68419-1	0.2	0.1	mg/L	U	0.2			Farmington	2017
Aqueous Brake Cleaner	1,1-Dichloroethene	180-65698-1	0.2	0.1	mg/L	U	0.2			Lackawanna	2017
Aqueous Brake Cleaner	1,1-Dichloroethene	180-68413-1	0.2	0.1	mg/L	U	0.2			Los Angeles	2017
Aqueous Brake Cleaner	1,1-Dichloroethene	180-70393-1	0.2	0.1	mg/L	U	0.2			Raleigh	2017
Aqueous Brake Cleaner	1,1-Dichloroethene	180-70633-1	0.2	0.1	mg/L	U	0.2			Salisbury	2017
Aqueous Brake Cleaner	1,1-Dichloroethene	180-70804-1	0.2	0.1	mg/L	U	0.2			Salisbury	2017
Aqueous Brake Cleaner	1,1-Dichloroethene	180-67800-1	0.2	0.1	mg/L	U	0.2			Santa Ana	2017
Aqueous Brake Cleaner	1,1-Dichloroethene	180-68514-1	0.2	0.1	mg/L	U	0.2			St Pauls	2017
Aqueous Brake Cleaner	1,1-Dichloroethene	180-65397-1	0.2	0.1	mg/L	U	0.2			Syracuse	2017
Aqueous Brake Cleaner	1,1-Dichloroethene	180-64792-1	0.2	0.1	mg/L	U	0.2			Wichita	2017
Aqueous Brake Cleaner	1,1-Dichloroethene	180-70453-1	0.2	0.1	mg/L	U	0.2			Sacramento	2017
Aqueous Brake Cleaner	1,1-Dichloroethene	180-60246-1	0.2	0.1	mg/L	U	0.2			Barre	2017
Aqueous Brake Cleaner	1,1-Dichloroethene	180-59972-1	0.2	0.1	mg/L	U	0.2			Lackawanna	2017
Aqueous Brake Cleaner	1,1-Dichloroethene	180-81149-1	0.2	0.1	mg/L	U	0.2			Albuquerque	2018
Aqueous Brake Cleaner	1,1-Dichloroethene	180-77377-1	0.2	0.1	mg/L	U	0.2			Archdale	2018
Aqueous Brake Cleaner	1,1-Dichloroethene	180-77920-1	0.2	0.1	mg/L	U	0.2	37	59	Avon	2018
Aqueous Brake Cleaner	1,1-Dichloroethene	180-81148-1	0.2	0.1	mg/L	U	0.2			Barre	2018
Aqueous Brake Cleaner	1,1-Dichloroethene	180-77713-1	0.2	0.1	mg/L	U	0.2			Boise	2018
Aqueous Brake Cleaner	1,1-Dichloroethene	180-76917-1	0.2	0.1	mg/L	U	0.2			Chandler	2018
Aqueous Brake Cleaner	1,1-Dichloroethene	180-77388-1	0.2	0.1	mg/L	U	0.2			Chester	2018
Aqueous Brake Cleaner	1,1-Dichloroethene	180-82403-1	0.2	0.1	mg/L	U	0.2			Clackamas	2018
Aqueous Brake Cleaner	1,1-Dichloroethene	180-81147-1	0.2	0.1	mg/L	U	0.2			Farmington	2018
Aqueous Brake Cleaner	1,1-Dichloroethene	180-77068-1	0.2	0.1	mg/L	U	0.2			Lackawanna	2018
Aqueous Brake Cleaner	1,1-Dichloroethene	180-79849-1	0.2	0.1	mg/L	U	0.2			Los Angeles	2018
Aqueous Brake Cleaner	1,1-Dichloroethene	180-79773-1	0.2	0.1	mg/L	U	0.2			Oklahoma City	2018
Aqueous Brake Cleaner	1,1-Dichloroethene	180-78575-1	0.2	0.1	mg/L	U	0.2			Raleigh	2018
Aqueous Brake Cleaner	1,1-Dichloroethene	180-80851-1	0.2	0.1	mg/L	U	0.2			Sacramento	2018
Aqueous Brake Cleaner	1,1-Dichloroethene	180-81357-1	0.2	0.1	mg/L	U	0.2			Salisbury	2018
Aqueous Brake Cleaner	1,1-Dichloroethene	180-78621-1	0.2	0.1	mg/L	U	0.2			Santa Ana	2018
Aqueous Brake Cleaner	1,1-Dichloroethene	180-78359-1	0.2	0.1	mg/L	U	0.2			St Pauls	2018

Aqueous Brake Cleaner	1,1-Dichloroethene	180-76586-1	0.2	0.1	mg/L	U	0.2			Syracuse	2018
Aqueous Brake Cleaner	1,1-Dichloroethene	180-76206-1	0.2	0.1	mg/L	U	0.2			Wichita	2018
Aqueous Brake Cleaner	1,1-Dichloroethene	180-72256-1	0.2	0.1	mg/L	U	0.2			Chester	2018
Aqueous Brake Cleaner	1,1-Dichloroethene	180-74699-1	0.2	0.1	mg/L	U	0.2			Oklahoma City	2018
Aqueous Brake Cleaner	1,1-Dichloroethene	180-74214-1	0.2	0.1	mg/L	U	0.2			Tulsa	2018
Aqueous Brake Cleaner	1,1-Dichloroethene	180-58149-1	0.5	0.25	mg/L	U	0.5			Tampa	2016
Aqueous Brake Cleaner	1,1-Dichloroethene	180-79374-1	0.5	0.25	mg/L	U	0.5			Tampa	2018
Aqueous Brake Cleaner	1,1-Dichloroethene	180-74274-1	0.5	0.25	mg/L	U *	0.5			Tallahassee	2018
Aqueous Brake Cleaner	1,2-Dichloroethane	180-58746-1	0.2	0.1	mg/L	U	0.2			Albuquerque	2016
Aqueous Brake Cleaner	1,2-Dichloroethane	180-55531-1	0.2	0.1	mg/L	U	0.2			Archdale	2016
Aqueous Brake Cleaner	1,2-Dichloroethane	180-55282-1	0.2	0.1	mg/L	U	0.2			Avon	2016
Aqueous Brake Cleaner	1,2-Dichloroethane	180-52549-1	0.2	0.1	mg/L	U	0.2			Boise	2016
Aqueous Brake Cleaner	1,2-Dichloroethane	180-53469-1	0.2	0.1	mg/L	U	0.2			Chandler	2016
Aqueous Brake Cleaner	1,2-Dichloroethane	180-58663-1	0.2	0.1	mg/L	U	0.2			Charlotte	2016
Aqueous Brake Cleaner	1,2-Dichloroethane	180-54773-1	0.2	0.1	mg/L	U	0.2			Chester	2016
Aqueous Brake Cleaner	1,2-Dichloroethane	180-58670-1	0.2	0.1	mg/L	U	0.2			Clackamas	2016
Aqueous Brake Cleaner	1,2-Dichloroethane	180-57952-1	0.2	0.1	mg/L	U	0.2			Los Angeles	2016
Aqueous Brake Cleaner	1,2-Dichloroethane	180-58630-1	0.2	0.1	mg/L	U	0.2			Sacramento	2016
Aqueous Brake Cleaner	1,2-Dichloroethane	180-58155-1	0.2	0.1	mg/L	U	0.2			Santa Ana	2016
Aqueous Brake Cleaner	1,2-Dichloroethane	180-56008-1	0.2	0.1	mg/L	U	0.2			St. Pauls	2016
Aqueous Brake Cleaner	1,2-Dichloroethane	180-55123-1	0.2	0.1	mg/L	U	0.2			Syracuse	2016
Aqueous Brake Cleaner	1,2-Dichloroethane	180-58733-1	0.2	0.1	mg/L	U	0.2			Tulsa	2016
Aqueous Brake Cleaner	1,2-Dichloroethane	180-70242-1	0.2	0.1	mg/L	U	0.2			Albuquerque	2017
Aqueous Brake Cleaner	1,2-Dichloroethane	180-65249-1	0.2	0.1	mg/L	U	0.2			Archdale	2017
Aqueous Brake Cleaner	1,2-Dichloroethane	180-65699-1	0.2	0.1	mg/L	U	0.2			Avon	2017
Aqueous Brake Cleaner	1,2-Dichloroethane	180-68705-1	0.2	0.1	mg/L	U	0.2			Boise	2017
Aqueous Brake Cleaner	1,2-Dichloroethane	180-64608-1	0.2	0.1	mg/L	U	0.2			Chandler	2017
Aqueous Brake Cleaner	1,2-Dichloroethane	180-70328-1	0.2	0.1	mg/L	U	0.2			Chesapeake	2017
Aqueous Brake Cleaner	1,2-Dichloroethane	180-69202-1	0.2	0.1	mg/L	U	0.2			Clackamas	2017
Aqueous Brake Cleaner	1,2-Dichloroethane	180-68419-1	0.2	0.1	mg/L	U	0.2			Farmington	2017
Aqueous Brake Cleaner	1,2-Dichloroethane	180-65698-1	0.2	0.1	mg/L	U	0.2			Lackawanna	2017
Aqueous Brake Cleaner	1,2-Dichloroethane	180-68413-1	0.2	0.1	mg/L	U	0.2			Los Angeles	2017
Aqueous Brake Cleaner	1,2-Dichloroethane	180-70393-1	0.2	0.1	mg/L	U	0.2			Raleigh	2017
Aqueous Brake Cleaner	1,2-Dichloroethane	180-70633-1	0.2	0.1	mg/L	U	0.2			Salisbury	2017
Aqueous Brake Cleaner	1,2-Dichloroethane	180-70804-1	0.2	0.1	mg/L	U	0.2			Salisbury	2017
Aqueous Brake Cleaner	1,2-Dichloroethane	180-67800-1	0.2	0.1	mg/L	U	0.2			Santa Ana	2017
Aqueous Brake Cleaner	1,2-Dichloroethane	180-68514-1	0.2	0.1	mg/L	U	0.2			St Pauls	2017
Aqueous Brake Cleaner	1,2-Dichloroethane	180-65397-1	0.2	0.1	mg/L	U	0.2			Syracuse	2017
Aqueous Brake Cleaner	1,2-Dichloroethane	180-64792-1	0.2	0.1	mg/L	U	0.2			Wichita	2017
Aqueous Brake Cleaner	1,2-Dichloroethane	180-70453-1	0.2	0.1	mg/L	U	0.2			Sacramento	2017
Aqueous Brake Cleaner	1,2-Dichloroethane	180-60246-1	0.2	0.1	mg/L	U	0.2			Barre	2017
Aqueous Brake Cleaner	1,2-Dichloroethane	180-59972-1	0.2	0.1	mg/L	U	0.2			Lackawanna	2017
Aqueous Brake Cleaner	1,2-Dichloroethane	180-81149-1	0.2	0.1	mg/L	U	0.2			Albuquerque	2018
Aqueous Brake Cleaner	1,2-Dichloroethane	180-77377-1	0.2	0.1	mg/L	U	0.2			Archdale	2018
Aqueous Brake Cleaner	1,2-Dichloroethane	180-77920-1	0.2	0.1	mg/L	U	0.2	37	59	Avon	2018
Aqueous Brake Cleaner	1,2-Dichloroethane	180-81148-1	0.2	0.1	mg/L	U	0.2			Barre	2018
Aqueous Brake Cleaner	1,2-Dichloroethane	180-77713-1	0.2	0.1	mg/L	U	0.2			Boise	2018
Aqueous Brake Cleaner	1,2-Dichloroethane	180-76917-1	0.2	0.1	mg/L	U	0.2			Chandler	2018
Aqueous Brake Cleaner	1,2-Dichloroethane	180-77388-1	0.2	0.1	mg/L	U	0.2			Chester	2018
Aqueous Brake Cleaner	1,2-Dichloroethane	180-82403-1	0.2	0.1	mg/L	U	0.2			Clackamas	2018
Aqueous Brake Cleaner	1,2-Dichloroethane	180-81147-1	0.2	0.1	mg/L	U	0.2			Farmington	2018
Aqueous Brake Cleaner	1,2-Dichloroethane	180-77068-1	0.2	0.1	mg/L	U	0.2			Lackawanna	2018

Aqueous Brake Cleaner	1,2-Dichloroethane	180-79849-1	0.2	0.1	mg/L	U	0.2			Los Angeles	2018
Aqueous Brake Cleaner	1,2-Dichloroethane	180-79773-1	0.2	0.1	mg/L	U	0.2			Oklahoma City	2018
Aqueous Brake Cleaner	1,2-Dichloroethane	180-78575-1	0.2	0.1	mg/L	U	0.2			Raleigh	2018
Aqueous Brake Cleaner	1,2-Dichloroethane	180-80851-1	0.2	0.1	mg/L	U	0.2			Sacramento	2018
Aqueous Brake Cleaner	1,2-Dichloroethane	180-81357-1	0.2	0.1	mg/L	U	0.2			Salisbury	2018
Aqueous Brake Cleaner	1,2-Dichloroethane	180-78621-1	0.2	0.1	mg/L	U	0.2			Santa Ana	2018
Aqueous Brake Cleaner	1,2-Dichloroethane	180-78359-1	0.2	0.1	mg/L	U	0.2			St Pauls	2018
Aqueous Brake Cleaner	1,2-Dichloroethane	180-76586-1	0.2	0.1	mg/L	U	0.2			Syracuse	2018
Aqueous Brake Cleaner	1,2-Dichloroethane	180-76206-1	0.2	0.1	mg/L	U	0.2			Wichita	2018
Aqueous Brake Cleaner	1,2-Dichloroethane	180-72256-1	0.2	0.1	mg/L	U	0.2			Chester	2018
Aqueous Brake Cleaner	1,2-Dichloroethane	180-74699-1	0.2	0.1	mg/L	U	0.2			Oklahoma City	2018
Aqueous Brake Cleaner	1,2-Dichloroethane	180-74214-1	0.2	0.1	mg/L	U	0.2			Tulsa	2018
Aqueous Brake Cleaner	1,2-Dichloroethane	180-58149-1	0.5	0.25	mg/L	U	0.5			Tampa	2016
Aqueous Brake Cleaner	1,2-Dichloroethane	180-79374-1	0.5	0.25	mg/L	U	0.5			Tampa	2018
Aqueous Brake Cleaner	1,2-Dichloroethane	180-74274-1	0.5	0.25	mg/L	U	0.5			Tallahassee	2018
Aqueous Brake Cleaner	1,4-Dichlorobenzene	180-58746-1	0.2	0.1	mg/L	U	0.2			Albuquerque	2016
Aqueous Brake Cleaner	1,4-Dichlorobenzene	180-55531-1	0.2	0.1	mg/L	U	0.2			Archdale	2016
Aqueous Brake Cleaner	1,4-Dichlorobenzene	180-55282-1	0.2	0.1	mg/L	U	0.2			Avon	2016
Aqueous Brake Cleaner	1,4-Dichlorobenzene	180-52549-1	0.2	0.1	mg/L	U	0.2			Boise	2016
Aqueous Brake Cleaner	1,4-Dichlorobenzene	180-53469-1	0.2	0.1	mg/L	U	0.2			Chandler	2016
Aqueous Brake Cleaner	1,4-Dichlorobenzene	180-58663-1	0.2	0.1	mg/L	U	0.2			Charlotte	2016
Aqueous Brake Cleaner	1,4-Dichlorobenzene	180-54773-1	0.2	0.1	mg/L	U	0.2			Chester	2016
Aqueous Brake Cleaner	1,4-Dichlorobenzene	180-58670-1	0.2	0.1	mg/L	U	0.2			Clackamas	2016
Aqueous Brake Cleaner	1,4-Dichlorobenzene	180-57952-1	0.2	0.1	mg/L	U	0.2			Los Angeles	2016
Aqueous Brake Cleaner	1,4-Dichlorobenzene	180-58630-1	0.2	0.1	mg/L	U	0.2			Sacramento	2016
Aqueous Brake Cleaner	1,4-Dichlorobenzene	180-58155-1	0.2	0.1	mg/L	U	0.2			Santa Ana	2016
Aqueous Brake Cleaner	1,4-Dichlorobenzene	180-56008-1	0.2	0.1	mg/L	U	0.2			St. Pauls	2016
Aqueous Brake Cleaner	1,4-Dichlorobenzene	180-55123-1	0.2	0.1	mg/L	U	0.2			Syracuse	2016
Aqueous Brake Cleaner	1,4-Dichlorobenzene	180-58733-1	0.2	0.1	mg/L	U	0.2			Tulsa	2016
Aqueous Brake Cleaner	1,4-Dichlorobenzene	180-70242-1	0.2	0.1	mg/L	U	0.2			Albuquerque	2017
Aqueous Brake Cleaner	1,4-Dichlorobenzene	180-65249-1	0.2	0.1	mg/L	U	0.2			Archdale	2017
Aqueous Brake Cleaner	1,4-Dichlorobenzene	180-65699-1	0.2	0.1	mg/L	U	0.2			Avon	2017
Aqueous Brake Cleaner	1,4-Dichlorobenzene	180-68705-1	0.2	0.1	mg/L	U	0.2			Boise	2017
Aqueous Brake Cleaner	1,4-Dichlorobenzene	180-64608-1	0.2	0.1	mg/L	U	0.2			Chandler	2017
Aqueous Brake Cleaner	1,4-Dichlorobenzene	180-70328-1	0.2	0.1	mg/L	U	0.2			Chesapeake	2017
Aqueous Brake Cleaner	1,4-Dichlorobenzene	180-69202-1	0.2	0.1	mg/L	U	0.2			Clackamas	2017
Aqueous Brake Cleaner	1,4-Dichlorobenzene	180-68419-1	0.2	0.1	mg/L	U	0.2			Farmington	2017
Aqueous Brake Cleaner	1,4-Dichlorobenzene	180-65698-1	0.2	0.1	mg/L	U	0.2			Lackawanna	2017
Aqueous Brake Cleaner	1,4-Dichlorobenzene	180-68413-1	0.2	0.1	mg/L	U	0.2			Los Angeles	2017
Aqueous Brake Cleaner	1,4-Dichlorobenzene	180-70393-1	0.2	0.1	mg/L	U	0.2			Raleigh	2017
Aqueous Brake Cleaner	1,4-Dichlorobenzene	180-70633-1	0.2	0.1	mg/L	U	0.2			Salisbury	2017
Aqueous Brake Cleaner	1,4-Dichlorobenzene	180-70804-1	0.2	0.1	mg/L	U	0.2			Salisbury	2017
Aqueous Brake Cleaner	1,4-Dichlorobenzene	180-67800-1	0.2	0.1	mg/L	U	0.2			Santa Ana	2017
Aqueous Brake Cleaner	1,4-Dichlorobenzene	180-68514-1	0.2	0.1	mg/L	U	0.2			St Pauls	2017
Aqueous Brake Cleaner	1,4-Dichlorobenzene	180-65397-1	0.2	0.1	mg/L	U	0.2			Syracuse	2017
Aqueous Brake Cleaner	1,4-Dichlorobenzene	180-64792-1	0.2	0.1	mg/L	U	0.2			Wichita	2017
Aqueous Brake Cleaner	1,4-Dichlorobenzene	180-70453-1	0.2	0.1	mg/L	U	0.2			Sacramento	2017
Aqueous Brake Cleaner	1,4-Dichlorobenzene	180-60246-1	0.2	0.1	mg/L	U	0.2			Barre	2017
Aqueous Brake Cleaner	1,4-Dichlorobenzene	180-59972-1	0.2	0.1	mg/L	U	0.2			Lackawanna	2017
Aqueous Brake Cleaner	1,4-Dichlorobenzene	180-81149-1	0.2	0.1	mg/L	U	0.2			Albuquerque	2018
Aqueous Brake Cleaner	1,4-Dichlorobenzene	180-77377-1	0.2	0.1	mg/L	U	0.2			Archdale	2018
Aqueous Brake Cleaner	1,4-Dichlorobenzene	180-77920-1	0.2	0.1	mg/L	U	0.2	37	59	Avon	2018

Aqueous Brake Cleaner	1,4-Dichlorobenzene	180-81148-1	0.2	0.1	mg/L	U	0.2	Barre	2018
Aqueous Brake Cleaner	1,4-Dichlorobenzene	180-77713-1	0.2	0.1	mg/L	U	0.2	Boise	2018
Aqueous Brake Cleaner	1,4-Dichlorobenzene	180-76917-1	0.2	0.1	mg/L	U	0.2	Chandler	2018
Aqueous Brake Cleaner	1,4-Dichlorobenzene	180-77388-1	0.2	0.1	mg/L	U	0.2	Chester	2018
Aqueous Brake Cleaner	1,4-Dichlorobenzene	180-82403-1	0.2	0.1	mg/L	U	0.2	Clackamas	2018
Aqueous Brake Cleaner	1,4-Dichlorobenzene	180-81147-1	0.2	0.1	mg/L	U	0.2	Farmington	2018
Aqueous Brake Cleaner	1,4-Dichlorobenzene	180-77068-1	0.2	0.1	mg/L	U	0.2	Lackawanna	2018
Aqueous Brake Cleaner	1,4-Dichlorobenzene	180-79849-1	0.2	0.1	mg/L	U	0.2	Los Angeles	2018
Aqueous Brake Cleaner	1,4-Dichlorobenzene	180-79773-1	0.2	0.1	mg/L	U	0.2	Oklahoma City	2018
Aqueous Brake Cleaner	1,4-Dichlorobenzene	180-78575-1	0.2	0.1	mg/L	U	0.2	Raleigh	2018
Aqueous Brake Cleaner	1,4-Dichlorobenzene	180-80851-1	0.2	0.1	mg/L	U	0.2	Sacramento	2018
Aqueous Brake Cleaner	1,4-Dichlorobenzene	180-81357-1	0.2	0.1	mg/L	U	0.2	Salisbury	2018
Aqueous Brake Cleaner	1,4-Dichlorobenzene	180-78621-1	0.2	0.1	mg/L	U	0.2	Santa Ana	2018
Aqueous Brake Cleaner	1,4-Dichlorobenzene	180-78359-1	0.2	0.1	mg/L	U	0.2	St Pauls	2018
Aqueous Brake Cleaner	1,4-Dichlorobenzene	180-76586-1	0.2	0.1	mg/L	U	0.2	Syracuse	2018
Aqueous Brake Cleaner	1,4-Dichlorobenzene	180-76206-1	0.2	0.1	mg/L	U	0.2	Wichita	2018
Aqueous Brake Cleaner	1,4-Dichlorobenzene	180-72256-1	0.2	0.1	mg/L	U	0.2	Chester	2018
Aqueous Brake Cleaner	1,4-Dichlorobenzene	180-74699-1	0.2	0.1	mg/L	U	0.2	Oklahoma City	2018
Aqueous Brake Cleaner	1,4-Dichlorobenzene	180-74214-1	0.2	0.1	mg/L	U	0.2	Tulsa	2018
Aqueous Brake Cleaner	1,4-Dichlorobenzene	180-58149-1	0.5	0.25	mg/L	U	0.5	Tampa	2016
Aqueous Brake Cleaner	1,4-Dichlorobenzene	180-79374-1	0.5	0.25	mg/L	U	0.5	Tampa	2018
Aqueous Brake Cleaner	1,4-Dichlorobenzene	180-74274-1	0.5	0.25	mg/L	U	0.5	Tallahassee	2018
Aqueous Brake Cleaner	2,4,5-Trichlorophenol	180-58746-1	0.05	0.025	mg/L	U	0.05	Albuquerque	2016
Aqueous Brake Cleaner	2,4,5-Trichlorophenol	180-55531-1	0.05	0.025	mg/L	U	0.05	Archdale	2016
Aqueous Brake Cleaner	2,4,5-Trichlorophenol	180-55282-1	0.05	0.025	mg/L	U	0.05	Avon	2016
Aqueous Brake Cleaner	2,4,5-Trichlorophenol	180-52549-1	0.05	0.025	mg/L	U	0.05	Boise	2016
Aqueous Brake Cleaner	2,4,5-Trichlorophenol	180-53469-1	0.05	0.025	mg/L	U	0.05	Chandler	2016
Aqueous Brake Cleaner	2,4,5-Trichlorophenol	180-58663-1	0.05	0.025	mg/L	U	0.05	Charlotte	2016
Aqueous Brake Cleaner	2,4,5-Trichlorophenol	180-54773-1	0.05	0.025	mg/L	U	0.05	Chester	2016
Aqueous Brake Cleaner	2,4,5-Trichlorophenol	180-58670-1	0.05	0.025	mg/L	U	0.05	Clackamas	2016
Aqueous Brake Cleaner	2,4,5-Trichlorophenol	180-58630-1	0.05	0.025	mg/L	U	0.05	Sacramento	2016
Aqueous Brake Cleaner	2,4,5-Trichlorophenol	180-58155-1	0.05	0.025	mg/L	U	0.05	Santa Ana	2016
Aqueous Brake Cleaner	2,4,5-Trichlorophenol	180-56008-1	0.05	0.025	mg/L	U	0.05	St. Pauls	2016
Aqueous Brake Cleaner	2,4,5-Trichlorophenol	180-55123-1	0.05	0.025	mg/L	U	0.05	Syracuse	2016
Aqueous Brake Cleaner	2,4,5-Trichlorophenol	180-58733-1	0.05	0.025	mg/L	U	0.05	Tulsa	2016
Aqueous Brake Cleaner	2,4,5-Trichlorophenol	180-70242-1	0.05	0.025	mg/L	U	0.05	Albuquerque	2017
Aqueous Brake Cleaner	2,4,5-Trichlorophenol	180-65249-1	0.05	0.025	mg/L	U	0.05	Archdale	2017
Aqueous Brake Cleaner	2,4,5-Trichlorophenol	180-65699-1	0.05	0.025	mg/L	U	0.05	Avon	2017
Aqueous Brake Cleaner	2,4,5-Trichlorophenol	180-68705-1	0.05	0.025	mg/L	U	0.05	Boise	2017
Aqueous Brake Cleaner	2,4,5-Trichlorophenol	180-64608-1	0.05	0.025	mg/L	U	0.05	Chandler	2017
Aqueous Brake Cleaner	2,4,5-Trichlorophenol	180-70328-1	0.05	0.025	mg/L	U	0.05	Chesapeake	2017
Aqueous Brake Cleaner	2,4,5-Trichlorophenol	180-69202-1	0.05	0.025	mg/L	U	0.05	Clackamas	2017
Aqueous Brake Cleaner	2,4,5-Trichlorophenol	180-68419-1	0.05	0.025	mg/L	U	0.05	Farmington	2017
Aqueous Brake Cleaner	2,4,5-Trichlorophenol	180-65698-1	0.05	0.025	mg/L	U	0.05	Lackawanna	2017
Aqueous Brake Cleaner	2,4,5-Trichlorophenol	180-68413-1	0.05	0.025	mg/L	U	0.05	Los Angeles	2017
Aqueous Brake Cleaner	2,4,5-Trichlorophenol	180-70393-1	0.05	0.025	mg/L	U	0.05	Raleigh	2017
Aqueous Brake Cleaner	2,4,5-Trichlorophenol	180-70633-1	0.05	0.025	mg/L	U	0.05	Salisbury	2017
Aqueous Brake Cleaner	2,4,5-Trichlorophenol	180-70804-1	0.05	0.025	mg/L	U	0.05	Salisbury	2017
Aqueous Brake Cleaner	2,4,5-Trichlorophenol	180-67800-1	0.05	0.025	mg/L	U	0.05	Santa Ana	2017
Aqueous Brake Cleaner	2,4,5-Trichlorophenol	180-68514-1	0.05	0.025	mg/L	U	0.05	St Pauls	2017
Aqueous Brake Cleaner	2,4,5-Trichlorophenol	180-65397-1	0.05	0.025	mg/L	U	0.05	Syracuse	2017
Aqueous Brake Cleaner	2,4,5-Trichlorophenol	180-64792-1	0.05	0.025	mg/L	U *	0.05	Wichita	2017

Aqueous Brake Cleaner	2,4,5-Trichlorophenol	180-70453-1	0.05	0.025	mg/L	U	0.05			Sacramento	2017
Aqueous Brake Cleaner	2,4,5-Trichlorophenol	180-60246-1	0.05	0.025	mg/L	U	0.05			Barre	2017
Aqueous Brake Cleaner	2,4,5-Trichlorophenol	180-59972-1	0.05	0.025	mg/L	U	0.05			Lackawanna	2017
Aqueous Brake Cleaner	2,4,5-Trichlorophenol	180-81149-1	0.05	0.025	mg/L	U	0.05			Albuquerque	2018
Aqueous Brake Cleaner	2,4,5-Trichlorophenol	180-77377-1	0.05	0.025	mg/L	U	0.05			Archdale	2018
Aqueous Brake Cleaner	2,4,5-Trichlorophenol	180-77920-1	0.05	0.025	mg/L	U	0.05			Avon	2018
Aqueous Brake Cleaner	2,4,5-Trichlorophenol	180-81148-1	0.05	0.025	mg/L	U	0.05	37	59	Barre	2018
Aqueous Brake Cleaner	2,4,5-Trichlorophenol	180-77713-1	0.05	0.025	mg/L	U	0.05			Boise	2018
Aqueous Brake Cleaner	2,4,5-Trichlorophenol	180-77388-1	0.05	0.025	mg/L	U	0.05			Chester	2018
Aqueous Brake Cleaner	2,4,5-Trichlorophenol	180-82403-1	0.05	0.025	mg/L	U	0.05			Clackamas	2018
Aqueous Brake Cleaner	2,4,5-Trichlorophenol	180-81147-1	0.05	0.025	mg/L	U	0.05			Farmington	2018
Aqueous Brake Cleaner	2,4,5-Trichlorophenol	180-77068-1	0.05	0.025	mg/L	U	0.05			Lackawanna	2018
Aqueous Brake Cleaner	2,4,5-Trichlorophenol	180-79849-1	0.05	0.025	mg/L	U	0.05			Los Angeles	2018
Aqueous Brake Cleaner	2,4,5-Trichlorophenol	180-79773-1	0.05	0.025	mg/L	U	0.05			Oklahoma City	2018
Aqueous Brake Cleaner	2,4,5-Trichlorophenol	180-78575-1	0.05	0.025	mg/L	U	0.05			Raleigh	2018
Aqueous Brake Cleaner	2,4,5-Trichlorophenol	180-81357-1	0.05	0.025	mg/L	U	0.05			Salisbury	2018
Aqueous Brake Cleaner	2,4,5-Trichlorophenol	180-78621-1	0.05	0.025	mg/L	U	0.05			Santa Ana	2018
Aqueous Brake Cleaner	2,4,5-Trichlorophenol	180-78359-1	0.05	0.025	mg/L	U	0.05			St Pauls	2018
Aqueous Brake Cleaner	2,4,5-Trichlorophenol	180-76586-1	0.05	0.025	mg/L	U	0.05			Syracuse	2018
Aqueous Brake Cleaner	2,4,5-Trichlorophenol	180-76206-1	0.05	0.025	mg/L	U	0.05			Wichita	2018
Aqueous Brake Cleaner	2,4,5-Trichlorophenol	180-72256-1	0.05	0.025	mg/L	U	0.05			Chester	2018
Aqueous Brake Cleaner	2,4,5-Trichlorophenol	180-74699-1	0.05	0.025	mg/L	U	0.05			Oklahoma City	2018
Aqueous Brake Cleaner	2,4,5-Trichlorophenol	180-74214-1	0.05	0.025	mg/L	U	0.05			Tulsa	2018
Aqueous Brake Cleaner	2,4,5-Trichlorophenol	180-58149-1	0.13	0.065	mg/L	U	0.13			Tampa	2016
Aqueous Brake Cleaner	2,4,5-Trichlorophenol	180-79374-1	0.13	0.065	mg/L	U	0.13			Tampa	2018
Aqueous Brake Cleaner	2,4,5-Trichlorophenol	180-74274-1	0.13	0.065	mg/L	U	0.13			Tallahassee	2018
Aqueous Brake Cleaner	2,4,5-Trichlorophenol	180-76917-1	0.2	0.1	mg/L	U	0.2			Chandler	2018
Aqueous Brake Cleaner	2,4,5-Trichlorophenol	180-57952-1	0.25	0.125	mg/L	U	0.25			Los Angeles	2016
Aqueous Brake Cleaner	2,4,5-Trichlorophenol	180-80851-1	2.4	1.2	mg/L	U	2.4			Sacramento	2018
Aqueous Brake Cleaner	2,4,6-Trichlorophenol	180-58746-1	0.05	0.025	mg/L	U	0.05			Albuquerque	2016
Aqueous Brake Cleaner	2,4,6-Trichlorophenol	180-55531-1	0.05	0.025	mg/L	U	0.05			Archdale	2016
Aqueous Brake Cleaner	2,4,6-Trichlorophenol	180-55282-1	0.05	0.025	mg/L	U	0.05			Avon	2016
Aqueous Brake Cleaner	2,4,6-Trichlorophenol	180-52549-1	0.05	0.025	mg/L	U	0.05			Boise	2016
Aqueous Brake Cleaner	2,4,6-Trichlorophenol	180-53469-1	0.05	0.025	mg/L	U	0.05			Chandler	2016
Aqueous Brake Cleaner	2,4,6-Trichlorophenol	180-58663-1	0.05	0.025	mg/L	U	0.05			Charlotte	2016
Aqueous Brake Cleaner	2,4,6-Trichlorophenol	180-54773-1	0.05	0.025	mg/L	U	0.05			Chester	2016
Aqueous Brake Cleaner	2,4,6-Trichlorophenol	180-58670-1	0.05	0.025	mg/L	U	0.05			Clackamas	2016
Aqueous Brake Cleaner	2,4,6-Trichlorophenol	180-58630-1	0.05	0.025	mg/L	U	0.05			Sacramento	2016
Aqueous Brake Cleaner	2,4,6-Trichlorophenol	180-58155-1	0.05	0.025	mg/L	U	0.05			Santa Ana	2016
Aqueous Brake Cleaner	2,4,6-Trichlorophenol	180-56008-1	0.05	0.025	mg/L	U	0.05			St. Pauls	2016
Aqueous Brake Cleaner	2,4,6-Trichlorophenol	180-55123-1	0.05	0.025	mg/L	U	0.05			Syracuse	2016
Aqueous Brake Cleaner	2,4,6-Trichlorophenol	180-58733-1	0.05	0.025	mg/L	U	0.05			Tulsa	2016
Aqueous Brake Cleaner	2,4,6-Trichlorophenol	180-70242-1	0.05	0.025	mg/L	U	0.05			Albuquerque	2017
Aqueous Brake Cleaner	2,4,6-Trichlorophenol	180-65249-1	0.05	0.025	mg/L	U	0.05			Archdale	2017
Aqueous Brake Cleaner	2,4,6-Trichlorophenol	180-65699-1	0.05	0.025	mg/L	U	0.05			Avon	2017
Aqueous Brake Cleaner	2,4,6-Trichlorophenol	180-68705-1	0.05	0.025	mg/L	U	0.05			Boise	2017
Aqueous Brake Cleaner	2,4,6-Trichlorophenol	180-64608-1	0.05	0.025	mg/L	U	0.05			Chandler	2017
Aqueous Brake Cleaner	2,4,6-Trichlorophenol	180-70328-1	0.05	0.025	mg/L	U	0.05			Chesapeake	2017
Aqueous Brake Cleaner	2,4,6-Trichlorophenol	180-69202-1	0.05	0.025	mg/L	U	0.05			Clackamas	2017
Aqueous Brake Cleaner	2,4,6-Trichlorophenol	180-68419-1	0.05	0.025	mg/L	U	0.05			Farmington	2017
Aqueous Brake Cleaner	2,4,6-Trichlorophenol	180-65698-1	0.05	0.025	mg/L	U	0.05			Lackawanna	2017
Aqueous Brake Cleaner	2,4,6-Trichlorophenol	180-68413-1	0.05	0.025	mg/L	U	0.05			Los Angeles	2017

Aqueous Brake Cleaner	2,4,6-Trichlorophenol	180-70393-1	0.05	0.025	mg/L	U	0.05			Raleigh	2017
Aqueous Brake Cleaner	2,4,6-Trichlorophenol	180-70633-1	0.05	0.025	mg/L	U	0.05			Salisbury	2017
Aqueous Brake Cleaner	2,4,6-Trichlorophenol	180-70804-1	0.05	0.025	mg/L	U	0.05			Salisbury	2017
Aqueous Brake Cleaner	2,4,6-Trichlorophenol	180-67800-1	0.05	0.025	mg/L	U	0.05			Santa Ana	2017
Aqueous Brake Cleaner	2,4,6-Trichlorophenol	180-68514-1	0.05	0.025	mg/L	U	0.05			St Pauls	2017
Aqueous Brake Cleaner	2,4,6-Trichlorophenol	180-65397-1	0.05	0.025	mg/L	U	0.05			Syracuse	2017
Aqueous Brake Cleaner	2,4,6-Trichlorophenol	180-64792-1	0.05	0.025	mg/L	U *	0.05			Wichita	2017
Aqueous Brake Cleaner	2,4,6-Trichlorophenol	180-70453-1	0.05	0.025	mg/L	U	0.05			Sacramento	2017
Aqueous Brake Cleaner	2,4,6-Trichlorophenol	180-60246-1	0.05	0.025	mg/L	U	0.05			Barre	2017
Aqueous Brake Cleaner	2,4,6-Trichlorophenol	180-59972-1	0.05	0.025	mg/L	U	0.05			Lackawanna	2017
Aqueous Brake Cleaner	2,4,6-Trichlorophenol	180-81149-1	0.05	0.025	mg/L	U	0.05			Albuquerque	2018
Aqueous Brake Cleaner	2,4,6-Trichlorophenol	180-77377-1	0.05	0.025	mg/L	U	0.05			Archdale	2018
Aqueous Brake Cleaner	2,4,6-Trichlorophenol	180-77920-1	0.05	0.025	mg/L	U	0.05			Avon	2018
Aqueous Brake Cleaner	**2,4,6-Trichlorophenol**	**180-81148-1**	**0.05**	**0.025**	**mg/L**	**U**	**0.05**	**37**	**59**	**Barre**	**2018**
Aqueous Brake Cleaner	2,4,6-Trichlorophenol	180-77713-1	0.05	0.025	mg/L	U	0.05			Boise	2018
Aqueous Brake Cleaner	2,4,6-Trichlorophenol	180-77388-1	0.05	0.025	mg/L	U	0.05			Chester	2018
Aqueous Brake Cleaner	2,4,6-Trichlorophenol	180-82403-1	0.05	0.025	mg/L	U	0.05			Clackamas	2018
Aqueous Brake Cleaner	2,4,6-Trichlorophenol	180-81147-1	0.05	0.025	mg/L	U	0.05			Farmington	2018
Aqueous Brake Cleaner	2,4,6-Trichlorophenol	180-77068-1	0.05	0.025	mg/L	U	0.05			Lackawanna	2018
Aqueous Brake Cleaner	2,4,6-Trichlorophenol	180-79849-1	0.05	0.025	mg/L	U	0.05			Los Angeles	2018
Aqueous Brake Cleaner	2,4,6-Trichlorophenol	180-79773-1	0.05	0.025	mg/L	U	0.05			Oklahoma City	2018
Aqueous Brake Cleaner	2,4,6-Trichlorophenol	180-78575-1	0.05	0.025	mg/L	U	0.05			Raleigh	2018
Aqueous Brake Cleaner	2,4,6-Trichlorophenol	180-81357-1	0.05	0.025	mg/L	U	0.05			Salisbury	2018
Aqueous Brake Cleaner	2,4,6-Trichlorophenol	180-78621-1	0.05	0.025	mg/L	U	0.05			Santa Ana	2018
Aqueous Brake Cleaner	2,4,6-Trichlorophenol	180-78359-1	0.05	0.025	mg/L	U	0.05			St Pauls	2018
Aqueous Brake Cleaner	2,4,6-Trichlorophenol	180-76586-1	0.05	0.025	mg/L	U	0.05			Syracuse	2018
Aqueous Brake Cleaner	2,4,6-Trichlorophenol	180-76206-1	0.05	0.025	mg/L	U	0.05			Wichita	2018
Aqueous Brake Cleaner	2,4,6-Trichlorophenol	180-72256-1	0.05	0.025	mg/L	U	0.05			Chester	2018
Aqueous Brake Cleaner	2,4,6-Trichlorophenol	180-74699-1	0.05	0.025	mg/L	U	0.05			Oklahoma City	2018
Aqueous Brake Cleaner	2,4,6-Trichlorophenol	180-74214-1	0.05	0.025	mg/L	U	0.05			Tulsa	2018
Aqueous Brake Cleaner	2,4,6-Trichlorophenol	180-58149-1	0.13	0.065	mg/L	U	0.13			Tampa	2016
Aqueous Brake Cleaner	2,4,6-Trichlorophenol	180-79374-1	0.13	0.065	mg/L	U	0.13			Tampa	2018
Aqueous Brake Cleaner	2,4,6-Trichlorophenol	180-74274-1	0.13	0.065	mg/L	U	0.13			Tallahassee	2018
Aqueous Brake Cleaner	2,4,6-Trichlorophenol	180-76917-1	0.2	0.1	mg/L	U	0.2			Chandler	2018
Aqueous Brake Cleaner	2,4,6-Trichlorophenol	180-57952-1	0.25	0.125	mg/L	U	0.25			Los Angeles	2016
Aqueous Brake Cleaner	2,4,6-Trichlorophenol	180-80851-1	2.4	1.2	mg/L	U	2.4			Sacramento	2018
Aqueous Brake Cleaner	2,4-Dinitrotoluene	180-58746-1	0.05	0.025	mg/L	U	0.05			Albuquerque	2016
Aqueous Brake Cleaner	2,4-Dinitrotoluene	180-55531-1	0.05	0.025	mg/L	U	0.05			Archdale	2016
Aqueous Brake Cleaner	2,4-Dinitrotoluene	180-55282-1	0.05	0.025	mg/L	U	0.05			Avon	2016
Aqueous Brake Cleaner	2,4-Dinitrotoluene	180-52549-1	0.05	0.025	mg/L	U	0.05			Boise	2016
Aqueous Brake Cleaner	2,4-Dinitrotoluene	180-53469-1	0.05	0.025	mg/L	U	0.05			Chandler	2016
Aqueous Brake Cleaner	2,4-Dinitrotoluene	180-58663-1	0.05	0.025	mg/L	U	0.05			Charlotte	2016
Aqueous Brake Cleaner	2,4-Dinitrotoluene	180-54773-1	0.05	0.025	mg/L	U	0.05			Chester	2016
Aqueous Brake Cleaner	2,4-Dinitrotoluene	180-58670-1	0.05	0.025	mg/L	U	0.05			Clackamas	2016
Aqueous Brake Cleaner	2,4-Dinitrotoluene	180-58630-1	0.05	0.025	mg/L	U	0.05			Sacramento	2016
Aqueous Brake Cleaner	2,4-Dinitrotoluene	180-58155-1	0.05	0.025	mg/L	U	0.05			Santa Ana	2016
Aqueous Brake Cleaner	2,4-Dinitrotoluene	180-56008-1	0.05	0.025	mg/L	U	0.05			St. Pauls	2016
Aqueous Brake Cleaner	2,4-Dinitrotoluene	180-55123-1	0.05	0.025	mg/L	U	0.05			Syracuse	2016
Aqueous Brake Cleaner	2,4-Dinitrotoluene	180-58733-1	0.05	0.025	mg/L	U	0.05			Tulsa	2016
Aqueous Brake Cleaner	2,4-Dinitrotoluene	180-70242-1	0.05	0.025	mg/L	U	0.05			Albuquerque	2017
Aqueous Brake Cleaner	2,4-Dinitrotoluene	180-65249-1	0.05	0.025	mg/L	U	0.05			Archdale	2017
Aqueous Brake Cleaner	2,4-Dinitrotoluene	180-65699-1	0.05	0.025	mg/L	U	0.05			Avon	2017

Aqueous Brake Cleaner	2,4-Dinitrotoluene	180-68705-1	0.05	0.025	mg/L	U	0.05			Boise	2017
Aqueous Brake Cleaner	2,4-Dinitrotoluene	180-64608-1	0.05	0.025	mg/L	U	0.05			Chandler	2017
Aqueous Brake Cleaner	2,4-Dinitrotoluene	180-70328-1	0.05	0.025	mg/L	U	0.05			Chesapeake	2017
Aqueous Brake Cleaner	2,4-Dinitrotoluene	180-69202-1	0.05	0.025	mg/L	U	0.05			Clackamas	2017
Aqueous Brake Cleaner	2,4-Dinitrotoluene	180-68419-1	0.05	0.025	mg/L	U	0.05			Farmington	2017
Aqueous Brake Cleaner	2,4-Dinitrotoluene	180-65698-1	0.05	0.025	mg/L	U	0.05			Lackawanna	2017
Aqueous Brake Cleaner	2,4-Dinitrotoluene	180-68413-1	0.05	0.025	mg/L	U	0.05			Los Angeles	2017
Aqueous Brake Cleaner	2,4-Dinitrotoluene	180-70393-1	0.05	0.025	mg/L	U	0.05			Raleigh	2017
Aqueous Brake Cleaner	2,4-Dinitrotoluene	180-70633-1	0.05	0.025	mg/L	U	0.05			Salisbury	2017
Aqueous Brake Cleaner	2,4-Dinitrotoluene	180-70804-1	0.05	0.025	mg/L	U	0.05			Salisbury	2017
Aqueous Brake Cleaner	2,4-Dinitrotoluene	180-67800-1	0.05	0.025	mg/L	U	0.05			Santa Ana	2017
Aqueous Brake Cleaner	2,4-Dinitrotoluene	180-68514-1	0.05	0.025	mg/L	U	0.05			St Pauls	2017
Aqueous Brake Cleaner	2,4-Dinitrotoluene	180-65397-1	0.05	0.025	mg/L	U	0.05			Syracuse	2017
Aqueous Brake Cleaner	2,4-Dinitrotoluene	180-64792-1	0.05	0.025	mg/L	U *	0.05			Wichita	2017
Aqueous Brake Cleaner	2,4-Dinitrotoluene	180-70453-1	0.05	0.025	mg/L	U	0.05			Sacramento	2017
Aqueous Brake Cleaner	2,4-Dinitrotoluene	180-60246-1	0.05	0.025	mg/L	U	0.05			Barre	2017
Aqueous Brake Cleaner	2,4-Dinitrotoluene	180-59972-1	0.05	0.025	mg/L	U	0.05			Lackawanna	2017
Aqueous Brake Cleaner	2,4-Dinitrotoluene	180-81149-1	0.05	0.025	mg/L	U	0.05			Albuquerque	2018
Aqueous Brake Cleaner	2,4-Dinitrotoluene	180-77377-1	0.05	0.025	mg/L	U	0.05			Archdale	2018
Aqueous Brake Cleaner	2,4-Dinitrotoluene	180-77920-1	0.05	0.025	mg/L	U	0.05			Avon	2018
Aqueous Brake Cleaner	2,4-Dinitrotoluene	180-81148-1	0.05	0.025	mg/L	U	0.05	37	59	Barre	2018
Aqueous Brake Cleaner	2,4-Dinitrotoluene	180-77713-1	0.05	0.025	mg/L	U	0.05			Boise	2018
Aqueous Brake Cleaner	2,4-Dinitrotoluene	180-77388-1	0.05	0.025	mg/L	U	0.05			Chester	2018
Aqueous Brake Cleaner	2,4-Dinitrotoluene	180-82403-1	0.05	0.025	mg/L	U	0.05			Clackamas	2018
Aqueous Brake Cleaner	2,4-Dinitrotoluene	180-81147-1	0.05	0.025	mg/L	U	0.05			Farmington	2018
Aqueous Brake Cleaner	2,4-Dinitrotoluene	180-77068-1	0.05	0.025	mg/L	U	0.05			Lackawanna	2018
Aqueous Brake Cleaner	2,4-Dinitrotoluene	180-79849-1	0.05	0.025	mg/L	U	0.05			Los Angeles	2018
Aqueous Brake Cleaner	2,4-Dinitrotoluene	180-79773-1	0.05	0.025	mg/L	U	0.05			Oklahoma City	2018
Aqueous Brake Cleaner	2,4-Dinitrotoluene	180-78575-1	0.05	0.025	mg/L	U	0.05			Raleigh	2018
Aqueous Brake Cleaner	2,4-Dinitrotoluene	180-81357-1	0.05	0.025	mg/L	U	0.05			Salisbury	2018
Aqueous Brake Cleaner	2,4-Dinitrotoluene	180-78621-1	0.05	0.025	mg/L	U	0.05			Santa Ana	2018
Aqueous Brake Cleaner	2,4-Dinitrotoluene	180-78359-1	0.05	0.025	mg/L	U	0.05			St Pauls	2018
Aqueous Brake Cleaner	2,4-Dinitrotoluene	180-76586-1	0.05	0.025	mg/L	U	0.05			Syracuse	2018
Aqueous Brake Cleaner	2,4-Dinitrotoluene	180-76206-1	0.05	0.025	mg/L	U	0.05			Wichita	2018
Aqueous Brake Cleaner	2,4-Dinitrotoluene	180-72256-1	0.05	0.025	mg/L	U	0.05			Chester	2018
Aqueous Brake Cleaner	2,4-Dinitrotoluene	180-74699-1	0.05	0.025	mg/L	U	0.05			Oklahoma City	2018
Aqueous Brake Cleaner	2,4-Dinitrotoluene	180-74214-1	0.05	0.025	mg/L	U	0.05			Tulsa	2018
Aqueous Brake Cleaner	2,4-Dinitrotoluene	180-58149-1	0.13	0.065	mg/L	U	0.13			Tampa	2016
Aqueous Brake Cleaner	2,4-Dinitrotoluene	180-79374-1	0.13	0.065	mg/L	U	0.13			Tampa	2018
Aqueous Brake Cleaner	2,4-Dinitrotoluene	180-74274-1	0.13	0.065	mg/L	U	0.13			Tallahassee	2018
Aqueous Brake Cleaner	2,4-Dinitrotoluene	180-76917-1	0.2	0.1	mg/L	U	0.2			Chandler	2018
Aqueous Brake Cleaner	2,4-Dinitrotoluene	180-57952-1	0.25	0.125	mg/L	U	0.25			Los Angeles	2016
Aqueous Brake Cleaner	2,4-Dinitrotoluene	180-80851-1	2.4	1.2	mg/L	U	2.4			Sacramento	2018
Aqueous Brake Cleaner	2-Butanone (MEK)	180-81149-1	0.2	0.1	mg/L	U	0.2			Albuquerque	2018
Aqueous Brake Cleaner	2-Butanone (MEK)	180-77377-1	0.2	0.1	mg/L	U	0.2			Archdale	2018
Aqueous Brake Cleaner	2-Butanone (MEK)	180-77920-1	0.2	0.1	mg/L	U	0.2			Avon	2018
Aqueous Brake Cleaner	2-Butanone (MEK)	180-81148-1	0.2	0.1	mg/L	U	0.2			Barre	2018
Aqueous Brake Cleaner	2-Butanone (MEK)	180-77713-1	0.2	0.1	mg/L	U	0.2			Boise	2018
Aqueous Brake Cleaner	2-Butanone (MEK)	180-76917-1	0.2	0.1	mg/L	U	0.2			Chandler	2018
Aqueous Brake Cleaner	2-Butanone (MEK)	180-77388-1	0.2	0.1	mg/L	U	0.2			Chester	2018
Aqueous Brake Cleaner	2-Butanone (MEK)	180-82403-1	0.2	0.1	mg/L	U	0.2			Clackamas	2018
Aqueous Brake Cleaner	2-Butanone (MEK)	180-81147-1	0.2	0.1	mg/L	U	0.2			Farmington	2018

Aqueous Brake Cleaner	2-Butanone (MEK)	180-77068-1	0.2	0.1	mg/L	U	0.2			Lackawanna	2018
Aqueous Brake Cleaner	2-Butanone (MEK)	180-79773-1	0.2	0.1	mg/L	U	0.2			Oklahoma City	2018
Aqueous Brake Cleaner	2-Butanone (MEK)	180-78575-1	0.2	0.1	mg/L	U	0.2			Raleigh	2018
Aqueous Brake Cleaner	2-Butanone (MEK)	180-80851-1	0.2	0.1	mg/L	U	0.2			Sacramento	2018
Aqueous Brake Cleaner	2-Butanone (MEK)	180-81357-1	0.2	0.1	mg/L	U	0.2			Salisbury	2018
Aqueous Brake Cleaner	2-Butanone (MEK)	180-78621-1	0.2	0.1	mg/L	U	0.2			Santa Ana	2018
Aqueous Brake Cleaner	2-Butanone (MEK)	180-78359-1	0.2	0.1	mg/L	U	0.2			St Pauls	2018
Aqueous Brake Cleaner	2-Butanone (MEK)	180-76586-1	0.2	0.1	mg/L	U	0.2			Syracuse	2018
Aqueous Brake Cleaner	2-Butanone (MEK)	180-76206-1	0.2	0.1	mg/L	U	0.2			Wichita	2018
Aqueous Brake Cleaner	2-Butanone (MEK)	180-72256-1	0.2	0.1	mg/L	U	0.2			Chester	2018
Aqueous Brake Cleaner	2-Butanone (MEK)	180-74699-1	0.2	0.1	mg/L	U	0.2			Oklahoma City	2018
Aqueous Brake Cleaner	2-Butanone (MEK)	180-74214-1	0.2	0.1	mg/L	U	0.2			Tulsa	2018
Aqueous Brake Cleaner	2-Butanone (MEK)	180-58746-1	0.2	0.1	mg/L	U	0.2			Albuquerque	2016
Aqueous Brake Cleaner	2-Butanone (MEK)	180-55282-1	0.2	0.1	mg/L	U	0.2			Avon	2016
Aqueous Brake Cleaner	2-Butanone (MEK)	180-53469-1	0.2	0.1	mg/L	U	0.2			Chandler	2016
Aqueous Brake Cleaner	2-Butanone (MEK)	180-58663-1	0.2	0.1	mg/L	U	0.2			Charlotte	2016
Aqueous Brake Cleaner	2-Butanone (MEK)	180-54773-1	0.2	0.1	mg/L	U	0.2			Chester	2016
Aqueous Brake Cleaner	2-Butanone (MEK)	180-58670-1	0.2	0.1	mg/L	U	0.2			Clackamas	2016
Aqueous Brake Cleaner	2-Butanone (MEK)	180-57952-1	0.2	0.1	mg/L	U	0.2			Los Angeles	2016
Aqueous Brake Cleaner	2-Butanone (MEK)	180-58630-1	0.2	0.1	mg/L	U	0.2			Sacramento	2016
Aqueous Brake Cleaner	2-Butanone (MEK)	180-58155-1	0.2	0.1	mg/L	U	0.2			Santa Ana	2016
Aqueous Brake Cleaner	2-Butanone (MEK)	180-56008-1	0.2	0.1	mg/L	U	0.2			St. Pauls	2016
Aqueous Brake Cleaner	2-Butanone (MEK)	180-55123-1	0.2	0.1	mg/L	U	0.2			Syracuse	2016
Aqueous Brake Cleaner	2-Butanone (MEK)	180-58733-1	0.2	0.1	mg/L	U	0.2			Tulsa	2016
Aqueous Brake Cleaner	2-Butanone (MEK)	180-70242-1	0.2	0.1	mg/L	U	0.2			Albuquerque	2017
Aqueous Brake Cleaner	2-Butanone (MEK)	180-65249-1	0.2	0.1	mg/L	U	0.2			Archdale	2017
Aqueous Brake Cleaner	2-Butanone (MEK)	180-65699-1	0.2	0.1	mg/L	U	0.2			Avon	2017
Aqueous Brake Cleaner	2-Butanone (MEK)	180-68705-1	0.2	0.1	mg/L	U	0.2	37	59	Boise	2017
Aqueous Brake Cleaner	2-Butanone (MEK)	180-64608-1	0.2	0.1	mg/L	U	0.2			Chandler	2017
Aqueous Brake Cleaner	2-Butanone (MEK)	180-70328-1	0.2	0.1	mg/L	U	0.2			Chesapeake	2017
Aqueous Brake Cleaner	2-Butanone (MEK)	180-69202-1	0.2	0.1	mg/L	U	0.2			Clackamas	2017
Aqueous Brake Cleaner	2-Butanone (MEK)	180-68419-1	0.2	0.1	mg/L	U	0.2			Farmington	2017
Aqueous Brake Cleaner	2-Butanone (MEK)	180-65698-1	0.2	0.1	mg/L	U	0.2			Lackawanna	2017
Aqueous Brake Cleaner	2-Butanone (MEK)	180-68413-1	0.2	0.1	mg/L	U	0.2			Los Angeles	2017
Aqueous Brake Cleaner	2-Butanone (MEK)	180-70393-1	0.2	0.1	mg/L	U	0.2			Raleigh	2017
Aqueous Brake Cleaner	2-Butanone (MEK)	180-70633-1	0.2	0.1	mg/L	U	0.2			Salisbury	2017
Aqueous Brake Cleaner	2-Butanone (MEK)	180-70804-1	0.2	0.1	mg/L	U	0.2			Salisbury	2017
Aqueous Brake Cleaner	2-Butanone (MEK)	180-67800-1	0.2	0.1	mg/L	U	0.2			Santa Ana	2017
Aqueous Brake Cleaner	2-Butanone (MEK)	180-68514-1	0.2	0.1	mg/L	U	0.2			St Pauls	2017
Aqueous Brake Cleaner	2-Butanone (MEK)	180-65397-1	0.2	0.1	mg/L	U	0.2			Syracuse	2017
Aqueous Brake Cleaner	2-Butanone (MEK)	180-64792-1	0.2	0.1	mg/L	U	0.2			Wichita	2017
Aqueous Brake Cleaner	2-Butanone (MEK)	180-60246-1	0.2	0.1	mg/L	U	0.2			Barre	2017
Aqueous Brake Cleaner	2-Butanone (MEK)	180-59972-1	0.2	0.1	mg/L	U	0.2			Lackawanna	2017
Aqueous Brake Cleaner	2-Butanone (MEK)	180-79849-1	0.14	0.14	mg/L	J	0.2			Los Angeles	2018
Aqueous Brake Cleaner	2-Butanone (MEK)	180-52549-1	0.17	0.17	mg/L	J	0.2			Boise	2016
Aqueous Brake Cleaner	2-Butanone (MEK)	180-79374-1	0.5	0.25	mg/L	U	0.5			Tampa	2018
Aqueous Brake Cleaner	2-Butanone (MEK)	180-58149-1	0.5	0.25	mg/L	U	0.5			Tampa	2016
Aqueous Brake Cleaner	2-Butanone (MEK)	180-70453-1	0.36	0.36	mg/L		0.2			Sacramento	2017
Aqueous Brake Cleaner	2-Butanone (MEK)	180-55531-1	4.6	4.6	mg/L		0.2			Archdale	2016
Aqueous Brake Cleaner	2-Butanone (MEK)	180-74274-1	42000	42000	mg/L		2000			Tallahassee	2018
Aqueous Brake Cleaner	2-Methylphenol	180-64792-1	0.021	0.021	mg/L	J	0.05			Wichita	2017
Aqueous Brake Cleaner	2-Methylphenol	180-58746-1	0.05	0.025	mg/L	U	0.05			Albuquerque	2016

Aqueous Brake Cleaner	2-Methylphenol	180-55531-1	0.05	0.025	mg/L	U	0.05			Archdale	2016
Aqueous Brake Cleaner	2-Methylphenol	180-55282-1	0.05	0.025	mg/L	U	0.05			Avon	2016
Aqueous Brake Cleaner	2-Methylphenol	180-52549-1	0.05	0.025	mg/L	U	0.05			Boise	2016
Aqueous Brake Cleaner	2-Methylphenol	180-53469-1	0.05	0.025	mg/L	U	0.05			Chandler	2016
Aqueous Brake Cleaner	2-Methylphenol	180-58663-1	0.05	0.025	mg/L	U	0.05			Charlotte	2016
Aqueous Brake Cleaner	2-Methylphenol	180-54773-1	0.05	0.025	mg/L	U	0.05			Chester	2016
Aqueous Brake Cleaner	2-Methylphenol	180-58670-1	0.05	0.025	mg/L	U	0.05			Clackamas	2016
Aqueous Brake Cleaner	2-Methylphenol	180-58630-1	0.05	0.025	mg/L	U	0.05			Sacramento	2016
Aqueous Brake Cleaner	2-Methylphenol	180-58155-1	0.05	0.025	mg/L	U	0.05			Santa Ana	2016
Aqueous Brake Cleaner	2-Methylphenol	180-56008-1	0.05	0.025	mg/L	U	0.05			St. Pauls	2016
Aqueous Brake Cleaner	2-Methylphenol	180-58733-1	0.05	0.025	mg/L	U	0.05			Tulsa	2016
Aqueous Brake Cleaner	2-Methylphenol	180-70242-1	0.05	0.025	mg/L	U	0.05			Albuquerque	2017
Aqueous Brake Cleaner	2-Methylphenol	180-65249-1	0.05	0.025	mg/L	U	0.05			Archdale	2017
Aqueous Brake Cleaner	2-Methylphenol	180-65699-1	0.05	0.025	mg/L	U	0.05			Avon	2017
Aqueous Brake Cleaner	2-Methylphenol	180-68705-1	0.05	0.025	mg/L	U	0.05			Boise	2017
Aqueous Brake Cleaner	2-Methylphenol	180-64608-1	0.05	0.025	mg/L	U	0.05			Chandler	2017
Aqueous Brake Cleaner	2-Methylphenol	180-70328-1	0.05	0.025	mg/L	U	0.05			Chesapeake	2017
Aqueous Brake Cleaner	2-Methylphenol	180-69202-1	0.05	0.025	mg/L	U	0.05			Clackamas	2017
Aqueous Brake Cleaner	2-Methylphenol	180-68419-1	0.05	0.025	mg/L	U	0.05			Farmington	2017
Aqueous Brake Cleaner	2-Methylphenol	180-65698-1	0.05	0.025	mg/L	U	0.05			Lackawanna	2017
Aqueous Brake Cleaner	2-Methylphenol	180-68413-1	0.05	0.025	mg/L	U	0.05			Los Angeles	2017
Aqueous Brake Cleaner	2-Methylphenol	180-70393-1	0.05	0.025	mg/L	U	0.05			Raleigh	2017
Aqueous Brake Cleaner	2-Methylphenol	180-70633-1	0.05	0.025	mg/L	U	0.05			Salisbury	2017
Aqueous Brake Cleaner	2-Methylphenol	180-70804-1	0.05	0.025	mg/L	U	0.05			Salisbury	2017
Aqueous Brake Cleaner	2-Methylphenol	180-67800-1	0.05	0.025	mg/L	U	0.05			Santa Ana	2017
Aqueous Brake Cleaner	2-Methylphenol	180-68514-1	0.05	0.025	mg/L	U	0.05			St Pauls	2017
Aqueous Brake Cleaner	2-Methylphenol	180-65397-1	0.05	0.025	mg/L	U	0.05			Syracuse	2017
Aqueous Brake Cleaner	2-Methylphenol	180-70453-1	0.05	0.025	mg/L	U	0.05			Sacramento	2017
Aqueous Brake Cleaner	2-Methylphenol	180-60246-1	0.05	0.025	mg/L	U	0.05			Barre	2017
Aqueous Brake Cleaner	2-Methylphenol	180-59972-1	0.05	0.025	mg/L	U	0.05			Lackawanna	2017
Aqueous Brake Cleaner	2-Methylphenol	180-81149-1	0.05	0.025	mg/L	U	0.05			Albuquerque	2018
Aqueous Brake Cleaner	2-Methylphenol	180-77377-1	0.05	0.025	mg/L	U *	0.05			Archdale	2018
Aqueous Brake Cleaner	2-Methylphenol	180-77920-1	0.05	0.025	mg/L	U	0.05			Avon	2018
Aqueous Brake Cleaner	2-Methylphenol	180-81148-1	0.05	0.025	mg/L	U	0.05			Barre	2018
Aqueous Brake Cleaner	2-Methylphenol	180-77713-1	0.05	0.025	mg/L	U	0.05	37	59	Boise	2018
Aqueous Brake Cleaner	2-Methylphenol	180-77388-1	0.05	0.025	mg/L	U	0.05			Chester	2018
Aqueous Brake Cleaner	2-Methylphenol	180-82403-1	0.05	0.025	mg/L	U	0.05			Clackamas	2018
Aqueous Brake Cleaner	2-Methylphenol	180-81147-1	0.05	0.025	mg/L	U	0.05			Farmington	2018
Aqueous Brake Cleaner	2-Methylphenol	180-77068-1	0.05	0.025	mg/L	U	0.05			Lackawanna	2018
Aqueous Brake Cleaner	2-Methylphenol	180-79849-1	0.05	0.025	mg/L	U	0.05			Los Angeles	2018
Aqueous Brake Cleaner	2-Methylphenol	180-79773-1	0.05	0.025	mg/L	U	0.05			Oklahoma City	2018
Aqueous Brake Cleaner	2-Methylphenol	180-78575-1	0.05	0.025	mg/L	U *	0.05			Raleigh	2018
Aqueous Brake Cleaner	2-Methylphenol	180-81357-1	0.05	0.025	mg/L	U	0.05			Salisbury	2018
Aqueous Brake Cleaner	2-Methylphenol	180-78621-1	0.05	0.025	mg/L	U	0.05			Santa Ana	2018
Aqueous Brake Cleaner	2-Methylphenol	180-78359-1	0.05	0.025	mg/L	U	0.05			St Pauls	2018
Aqueous Brake Cleaner	2-Methylphenol	180-76586-1	0.05	0.025	mg/L	U	0.05			Syracuse	2018
Aqueous Brake Cleaner	2-Methylphenol	180-76206-1	0.05	0.025	mg/L	U	0.05			Wichita	2018
Aqueous Brake Cleaner	2-Methylphenol	180-72256-1	0.05	0.025	mg/L	U	0.05			Chester	2018
Aqueous Brake Cleaner	2-Methylphenol	180-74699-1	0.05	0.025	mg/L	U	0.05			Oklahoma City	2018
Aqueous Brake Cleaner	2-Methylphenol	180-74214-1	0.05	0.025	mg/L	U	0.05			Tulsa	2018
Aqueous Brake Cleaner	2-Methylphenol	180-55123-1	0.036	0.036	mg/L	J	0.05			Syracuse	2016
Aqueous Brake Cleaner	2-Methylphenol	180-57952-1	0.092	0.092	mg/L	J	0.25			Los Angeles	2016

Aqueous Brake Cleaner	2-Methylphenol	180-76917-1	0.2	0.1	mg/L	U	0.2			Chandler	2018
Aqueous Brake Cleaner	2-Methylphenol	180-58149-1	1	0.5	mg/L	U	1			Tampa	2016
Aqueous Brake Cleaner	2-Methylphenol	180-79374-1	1	0.5	mg/L	U	1			Tampa	2018
Aqueous Brake Cleaner	2-Methylphenol	180-74274-1	1	0.5	mg/L	U	1			Tallahassee	2018
Aqueous Brake Cleaner	2-Methylphenol	180-80851-1	2.4	1.2	mg/L	U	2.4			Sacramento	2018
Aqueous Brake Cleaner	Arsenic	180-69202-1	0.045	0.045	mg/L	J	0.1			Clackamas	2017
Aqueous Brake Cleaner	Arsenic	180-77377-1	0.045	0.045	mg/L	J	0.1			Archdale	2018
Aqueous Brake Cleaner	Arsenic	180-53469-1	0.048	0.048	mg/L	J	0.1			Chandler	2016
Aqueous Brake Cleaner	Arsenic	180-76917-1	0.049	0.049	mg/L	J	0.1			Chandler	2018
Aqueous Brake Cleaner	Arsenic	180-58746-1	0.1	0.05	mg/L	U	0.1			Albuquerque	2016
Aqueous Brake Cleaner	Arsenic	180-55531-1	0.1	0.05	mg/L	U	0.1			Archdale	2016
Aqueous Brake Cleaner	Arsenic	180-52549-1	0.1	0.05	mg/L	U	0.1			Boise	2016
Aqueous Brake Cleaner	Arsenic	180-58663-1	0.1	0.05	mg/L	U	0.1			Charlotte	2016
Aqueous Brake Cleaner	Arsenic	180-58670-1	0.1	0.05	mg/L	U	0.1			Clackamas	2016
Aqueous Brake Cleaner	Arsenic	180-57952-1	0.1	0.05	mg/L	U	0.1			Los Angeles	2016
Aqueous Brake Cleaner	Arsenic	180-58630-1	0.1	0.05	mg/L	U	0.1			Sacramento	2016
Aqueous Brake Cleaner	Arsenic	180-58155-1	0.1	0.05	mg/L	U	0.1			Santa Ana	2016
Aqueous Brake Cleaner	Arsenic	180-56008-1	0.1	0.05	mg/L	U	0.1			St. Pauls	2016
Aqueous Brake Cleaner	Arsenic	180-55123-1	0.1	0.05	mg/L	U	0.1			Syracuse	2016
Aqueous Brake Cleaner	Arsenic	180-68705-1	0.1	0.05	mg/L	U	0.1			Boise	2017
Aqueous Brake Cleaner	Arsenic	180-64608-1	0.1	0.05	mg/L	U	0.1			Chandler	2017
Aqueous Brake Cleaner	Arsenic	180-70393-1	0.1	0.05	mg/L	U	0.1			Raleigh	2017
Aqueous Brake Cleaner	Arsenic	180-67800-1	0.1	0.05	mg/L	U	0.1			Santa Ana	2017
Aqueous Brake Cleaner	Arsenic	180-65397-1	0.1	0.05	mg/L	U	0.1			Syracuse	2017
Aqueous Brake Cleaner	Arsenic	180-64792-1	0.1	0.05	mg/L	U	0.1			Wichita	2017
Aqueous Brake Cleaner	Arsenic	180-82403-1	0.1	0.05	mg/L	U	0.1			Clackamas	2018
Aqueous Brake Cleaner	Arsenic	180-77068-1	0.1	0.05	mg/L	U	0.1			Lackawanna	2018
Aqueous Brake Cleaner	Arsenic	180-79849-1	0.1	0.05	mg/L	U	0.1			Los Angeles	2018
Aqueous Brake Cleaner	Arsenic	180-79773-1	0.1	0.05	mg/L	U	0.1			Oklahoma City	2018
Aqueous Brake Cleaner	Arsenic	180-78621-1	0.1	0.05	mg/L	U	0.1			Santa Ana	2018
Aqueous Brake Cleaner	Arsenic	180-78359-1	0.1	0.05	mg/L	U L	0.1			St Pauls	2018
Aqueous Brake Cleaner	Arsenic	180-76206-1	0.1	0.05	mg/L	U	0.1			Wichita	2018
Aqueous Brake Cleaner	Arsenic	180-74699-1	0.1	0.05	mg/L	U	0.1			Oklahoma City	2018
Aqueous Brake Cleaner	Arsenic	180-65699-1	0.053	0.053	mg/L	J	0.1			Avon	2017
Aqueous Brake Cleaner	Arsenic	180-70453-1	0.054	0.054	mg/L	J	0.1			Sacramento	2017
Aqueous Brake Cleaner	Arsenic	180-78575-1	0.054	0.054	mg/L	J	0.1			Raleigh	2018
Aqueous Brake Cleaner	Arsenic	180-81147-1	0.058	0.058	mg/L	J	0.1			Farmington	2018
Aqueous Brake Cleaner	Arsenic	180-70328-1	0.061	0.061	mg/L	J	0.1			Chesapeake	2017
Aqueous Brake Cleaner	Arsenic	180-65249-1	0.062	0.062	mg/L	J	0.1			Archdale	2017
Aqueous Brake Cleaner	Arsenic	180-65698-1	0.067	0.067	mg/L	J	0.1			Lackawanna	2017
Aqueous Brake Cleaner	Arsenic	180-68413-1	0.067	0.067	mg/L	J	0.1			Los Angeles	2017
Aqueous Brake Cleaner	**Arsenic**	**180-70242-1**	**0.069**	**0.069**	**mg/L**	**J**	**0.1**	**37**	**59**	**Albuquerque**	**2017**
Aqueous Brake Cleaner	Arsenic	180-70804-1	0.069	0.069	mg/L	J	0.1			Salisbury	2017
Aqueous Brake Cleaner	Arsenic	180-60246-1	0.069	0.069	mg/L	J	0.1			Barre	2017
Aqueous Brake Cleaner	Arsenic	180-68514-1	0.07	0.07	mg/L	J	0.1			St Pauls	2017
Aqueous Brake Cleaner	Arsenic	180-68419-1	0.072	0.072	mg/L	J	0.1			Farmington	2017
Aqueous Brake Cleaner	Arsenic	180-81149-1	0.073	0.073	mg/L	J	0.1			Albuquerque	2018
Aqueous Brake Cleaner	Arsenic	180-74214-1	0.076	0.076	mg/L	J	0.1			Tulsa	2018
Aqueous Brake Cleaner	Arsenic	180-81148-1	0.083	0.083	mg/L	J	0.1			Barre	2018
Aqueous Brake Cleaner	Arsenic	180-70633-1	0.085	0.085	mg/L	J	0.1			Salisbury	2017
Aqueous Brake Cleaner	Arsenic	180-77920-1	0.091	0.091	mg/L	J	0.1			Avon	2018
Aqueous Brake Cleaner	Arsenic	180-81357-1	0.092	0.092	mg/L	J	0.1			Salisbury	2018

Aqueous Brake Cleaner	Arsenic	180-59972-1	0.2	0.1	mg/L	U	0.2			Lackawanna	2017
Aqueous Brake Cleaner	Arsenic	180-76586-1	0.2	0.1	mg/L	U	0.2			Syracuse	2018
Aqueous Brake Cleaner	Arsenic	180-72256-1	0.12	0.12	mg/L		0.1			Chester	2018
Aqueous Brake Cleaner	Arsenic	180-77388-1	0.13	0.13	mg/L		0.1			Chester	2018
Aqueous Brake Cleaner	Arsenic	180-80851-1	0.16	0.16	mg/L		0.1			Sacramento	2018
Aqueous Brake Cleaner	Arsenic	180-55282-1	0.5	0.25	mg/L	U	0.5			Avon	2016
Aqueous Brake Cleaner	Arsenic	180-54773-1	0.5	0.25	mg/L	U	0.5			Chester	2016
Aqueous Brake Cleaner	Arsenic	180-58733-1	0.5	0.25	mg/L	U	0.5			Tulsa	2016
Aqueous Brake Cleaner	Arsenic	180-58149-1	1	0.5	mg/L	U	1			Tampa	2016
Aqueous Brake Cleaner	Arsenic	180-77713-1	1	0.5	mg/L	U	1			Boise	2018
Aqueous Brake Cleaner	Arsenic	180-79374-1	1	0.5	mg/L	U	1			Tampa	2018
Aqueous Brake Cleaner	Arsenic	180-74274-1	1	0.5	mg/L	U	1			Tallahassee	2018
Aqueous Brake Cleaner	Barium	180-77377-1	0.03	0.03	mg/L	J	2			Archdale	2018
Aqueous Brake Cleaner	Barium	180-58670-1	0.032	0.032	mg/L	J	2			Clackamas	2016
Aqueous Brake Cleaner	Barium	180-58155-1	0.043	0.043	mg/L	J	2			Santa Ana	2016
Aqueous Brake Cleaner	Barium	180-74699-1	0.045	0.045	mg/L	J	2			Oklahoma City	2018
Aqueous Brake Cleaner	Barium	180-70328-1	0.047	0.047	mg/L	J	2			Chesapeake	2017
Aqueous Brake Cleaner	Barium	180-65699-1	0.073	0.073	mg/L	J	2			Avon	2017
Aqueous Brake Cleaner	Barium	180-78621-1	0.079	0.079	mg/L	J	2			Santa Ana	2018
Aqueous Brake Cleaner	Barium	180-79773-1	0.11	0.11	mg/L	J	2			Oklahoma City	2018
Aqueous Brake Cleaner	Barium	180-82403-1	0.13	0.13	mg/L	J	2			Clackamas	2018
Aqueous Brake Cleaner	Barium	180-78359-1	0.13	0.13	mg/L	J	2			St Pauls	2018
Aqueous Brake Cleaner	Barium	180-64608-1	0.14	0.14	mg/L	J	2			Chandler	2017
Aqueous Brake Cleaner	Barium	180-58746-1	0.17	0.17	mg/L	J	2			Albuquerque	2016
Aqueous Brake Cleaner	Barium	180-77068-1	0.17	0.17	mg/L	J	2			Lackawanna	2018
Aqueous Brake Cleaner	Barium	180-70242-1	0.22	0.22	mg/L	J	2			Albuquerque	2017
Aqueous Brake Cleaner	Barium	180-76206-1	0.22	0.22	mg/L	J	2			Wichita	2018
Aqueous Brake Cleaner	Barium	180-52549-1	0.23	0.23	mg/L	J	2			Boise	2016
Aqueous Brake Cleaner	Barium	180-55123-1	0.23	0.23	mg/L	J	2			Syracuse	2016
Aqueous Brake Cleaner	Barium	180-78575-1	0.23	0.23	mg/L	J	2			Raleigh	2018
Aqueous Brake Cleaner	Barium	180-55282-1	0.24	0.24	mg/L	J	10			Avon	2016
Aqueous Brake Cleaner	Barium	180-68419-1	0.24	0.24	mg/L	J	2			Farmington	2017
Aqueous Brake Cleaner	Barium	180-57952-1	0.25	0.25	mg/L	J	2			Los Angeles	2016
Aqueous Brake Cleaner	Barium	180-65698-1	0.25	0.25	mg/L	J	2			Lackawanna	2017
Aqueous Brake Cleaner	Barium	180-76917-1	0.26	0.26	mg/L	J	2			Chandler	2018
Aqueous Brake Cleaner	Barium	180-74214-1	0.27	0.27	mg/L	J	2			Tulsa	2018
Aqueous Brake Cleaner	Barium	180-64792-1	0.34	0.34	mg/L	J	2			Wichita	2017
Aqueous Brake Cleaner	Barium	180-55531-1	0.37	0.37	mg/L	J	2			Archdale	2016
Aqueous Brake Cleaner	Barium	180-68705-1	0.37	0.37	mg/L	J	2			Boise	2017
Aqueous Brake Cleaner	Barium	180-54773-1	0.41	0.41	mg/L	J	10			Chester	2016
Aqueous Brake Cleaner	Barium	180-72256-1	0.41	0.41	mg/L	J	2			Chester	2018
Aqueous Brake Cleaner	Barium	180-58149-1	0.45	0.45	mg/L	J	20			Tampa	2016
Aqueous Brake Cleaner	Barium	180-70393-1	0.51	0.51	mg/L	J	2			Raleigh	2017
Aqueous Brake Cleaner	Barium	180-79849-1	0.52	0.52	mg/L	J	2			Los Angeles	2018
Aqueous Brake Cleaner	Barium	180-58630-1	0.53	0.53	mg/L	J	2			Sacramento	2016
Aqueous Brake Cleaner	Barium	180-53469-1	0.54	0.54	mg/L	J B	2			Chandler	2016
Aqueous Brake Cleaner	Barium	180-77920-1	0.57	0.57	mg/L	J	2			Avon	2018
Aqueous Brake Cleaner	Barium	180-70633-1	0.64	0.64	mg/L	J	2			Salisbury	2017
Aqueous Brake Cleaner	Barium	180-67800-1	0.65	0.65	mg/L	J	2	37	59	Santa Ana	2017
Aqueous Brake Cleaner	Barium	180-76586-1	0.76	0.76	mg/L	J	4			Syracuse	2018
Aqueous Brake Cleaner	Barium	180-77388-1	0.78	0.78	mg/L	J	2			Chester	2018
Aqueous Brake Cleaner	Barium	180-70804-1	0.84	0.84	mg/L	J	2			Salisbury	2017

Aqueous Brake Cleaner	Barium	180-68514-1	0.88	0.88	mg/L	J	2	St Pauls	2017
Aqueous Brake Cleaner	Barium	180-70453-1	0.93	0.93	mg/L	J	2	Sacramento	2017
Aqueous Brake Cleaner	Barium	180-65397-1	2	1	mg/L	U	2	Syracuse	2017
Aqueous Brake Cleaner	Barium	180-60246-1	2	1	mg/L	U	2	Barre	2017
Aqueous Brake Cleaner	Barium	180-56008-1	1.1	1.1	mg/L	J	2	St. Pauls	2016
Aqueous Brake Cleaner	Barium	180-80851-1	1.1	1.1	mg/L	J	2	Sacramento	2018
Aqueous Brake Cleaner	Barium	180-68413-1	1.2	1.2	mg/L	J	2	Los Angeles	2017
Aqueous Brake Cleaner	Barium	180-81148-1	1.2	1.2	mg/L	J	2	Barre	2018
Aqueous Brake Cleaner	Barium	180-65249-1	1.3	1.3	mg/L	J	2	Archdale	2017
Aqueous Brake Cleaner	Barium	180-58663-1	1.5	1.5	mg/L	J	2	Charlotte	2016
Aqueous Brake Cleaner	Barium	180-69202-1	1.5	1.5	mg/L	J	2	Clackamas	2017
Aqueous Brake Cleaner	Barium	180-81357-1	1.5	1.5	mg/L	J	2	Salisbury	2018
Aqueous Brake Cleaner	Barium	180-59972-1	2	2	mg/L	J	4	Lackawanna	2017
Aqueous Brake Cleaner	Barium	180-79374-1	2.2	2.2	mg/L	J	20	Tampa	2018
Aqueous Brake Cleaner	Barium	180-81147-1	2.6	2.6	mg/L		2	Farmington	2018
Aqueous Brake Cleaner	Barium	180-81149-1	4.4	4.4	mg/L		2	Albuquerque	2018
Aqueous Brake Cleaner	Barium	180-58733-1	10	5	mg/L	U	10	Tulsa	2016
Aqueous Brake Cleaner	Barium	180-77713-1	20	10	mg/L	U	20	Boise	2018
Aqueous Brake Cleaner	Barium	180-74274-1	380	380	mg/L		20	Tallahassee	2018
Aqueous Brake Cleaner	Benzene	180-58746-1	0.2	0.1	mg/L	U	0.2	Albuquerque	2016
Aqueous Brake Cleaner	Benzene	180-55531-1	0.2	0.1	mg/L	U	0.2	Archdale	2016
Aqueous Brake Cleaner	Benzene	180-55282-1	0.2	0.1	mg/L	U	0.2	Avon	2016
Aqueous Brake Cleaner	Benzene	180-52549-1	0.2	0.1	mg/L	U	0.2	Boise	2016
Aqueous Brake Cleaner	Benzene	180-53469-1	0.2	0.1	mg/L	U	0.2	Chandler	2016
Aqueous Brake Cleaner	Benzene	180-58663-1	0.2	0.1	mg/L	U	0.2	Charlotte	2016
Aqueous Brake Cleaner	Benzene	180-54773-1	0.2	0.1	mg/L	U	0.2	Chester	2016
Aqueous Brake Cleaner	Benzene	180-58670-1	0.2	0.1	mg/L	U	0.2	Clackamas	2016
Aqueous Brake Cleaner	Benzene	180-57952-1	0.2	0.1	mg/L	U	0.2	Los Angeles	2016
Aqueous Brake Cleaner	Benzene	180-58630-1	0.2	0.1	mg/L	U	0.2	Sacramento	2016
Aqueous Brake Cleaner	Benzene	180-58155-1	0.2	0.1	mg/L	U	0.2	Santa Ana	2016
Aqueous Brake Cleaner	Benzene	180-56008-1	0.2	0.1	mg/L	U	0.2	St. Pauls	2016
Aqueous Brake Cleaner	Benzene	180-55123-1	0.2	0.1	mg/L	U	0.2	Syracuse	2016
Aqueous Brake Cleaner	Benzene	180-58733-1	0.2	0.1	mg/L	U	0.2	Tulsa	2016
Aqueous Brake Cleaner	Benzene	180-70242-1	0.2	0.1	mg/L	U	0.2	Albuquerque	2017
Aqueous Brake Cleaner	Benzene	180-65249-1	0.2	0.1	mg/L	U	0.2	Archdale	2017
Aqueous Brake Cleaner	Benzene	180-65699-1	0.2	0.1	mg/L	U	0.2	Avon	2017
Aqueous Brake Cleaner	Benzene	180-68705-1	0.2	0.1	mg/L	U	0.2	Boise	2017
Aqueous Brake Cleaner	Benzene	180-64608-1	0.2	0.1	mg/L	U	0.2	Chandler	2017
Aqueous Brake Cleaner	Benzene	180-70328-1	0.2	0.1	mg/L	U *	0.2	Chesapeake	2017
Aqueous Brake Cleaner	Benzene	180-69202-1	0.2	0.1	mg/L	U	0.2	Clackamas	2017
Aqueous Brake Cleaner	Benzene	180-68419-1	0.2	0.1	mg/L	U	0.2	Farmington	2017
Aqueous Brake Cleaner	Benzene	180-65698-1	0.2	0.1	mg/L	U	0.2	Lackawanna	2017
Aqueous Brake Cleaner	Benzene	180-68413-1	0.2	0.1	mg/L	U	0.2	Los Angeles	2017
Aqueous Brake Cleaner	Benzene	180-70393-1	0.2	0.1	mg/L	U *	0.2	Raleigh	2017
Aqueous Brake Cleaner	Benzene	180-70633-1	0.2	0.1	mg/L	U	0.2	Salisbury	2017
Aqueous Brake Cleaner	Benzene	180-70804-1	0.2	0.1	mg/L	U	0.2	Salisbury	2017
Aqueous Brake Cleaner	Benzene	180-67800-1	0.2	0.1	mg/L	U	0.2	Santa Ana	2017
Aqueous Brake Cleaner	Benzene	180-68514-1	0.2	0.1	mg/L	U	0.2	St Pauls	2017
Aqueous Brake Cleaner	Benzene	180-65397-1	0.2	0.1	mg/L	U	0.2	Syracuse	2017
Aqueous Brake Cleaner	Benzene	180-64792-1	0.2	0.1	mg/L	U	0.2	Wichita	2017
Aqueous Brake Cleaner	Benzene	180-70453-1	0.2	0.1	mg/L	U	0.2	Sacramento	2017
Aqueous Brake Cleaner	Benzene	180-60246-1	0.2	0.1	mg/L	U	0.2	Barre	2017

Aqueous Brake Cleaner	Benzene	180-59972-1	0.2	0.1	mg/L	U	0.2			Lackawanna	2017
Aqueous Brake Cleaner	Benzene	180-81149-1	0.2	0.1	mg/L	U	0.2			Albuquerque	2018
Aqueous Brake Cleaner	Benzene	180-77377-1	0.2	0.1	mg/L	U	0.2			Archdale	2018
Aqueous Brake Cleaner	Benzene	180-77920-1	0.2	0.1	mg/L	U	0.2	37	59	Avon	2018
Aqueous Brake Cleaner	Benzene	180-81148-1	0.2	0.1	mg/L	U	0.2			Barre	2018
Aqueous Brake Cleaner	Benzene	180-77713-1	0.2	0.1	mg/L	U	0.2			Boise	2018
Aqueous Brake Cleaner	Benzene	180-76917-1	0.2	0.1	mg/L	U	0.2			Chandler	2018
Aqueous Brake Cleaner	Benzene	180-77388-1	0.2	0.1	mg/L	U	0.2			Chester	2018
Aqueous Brake Cleaner	Benzene	180-82403-1	0.2	0.1	mg/L	U	0.2			Clackamas	2018
Aqueous Brake Cleaner	Benzene	180-81147-1	0.2	0.1	mg/L	U	0.2			Farmington	2018
Aqueous Brake Cleaner	Benzene	180-77068-1	0.2	0.1	mg/L	U	0.2			Lackawanna	2018
Aqueous Brake Cleaner	Benzene	180-79849-1	0.2	0.1	mg/L	U	0.2			Los Angeles	2018
Aqueous Brake Cleaner	Benzene	180-79773-1	0.2	0.1	mg/L	U	0.2			Oklahoma City	2018
Aqueous Brake Cleaner	Benzene	180-78575-1	0.2	0.1	mg/L	U	0.2			Raleigh	2018
Aqueous Brake Cleaner	Benzene	180-80851-1	0.2	0.1	mg/L	U	0.2			Sacramento	2018
Aqueous Brake Cleaner	Benzene	180-81357-1	0.2	0.1	mg/L	U	0.2			Salisbury	2018
Aqueous Brake Cleaner	Benzene	180-78621-1	0.2	0.1	mg/L	U	0.2			Santa Ana	2018
Aqueous Brake Cleaner	Benzene	180-78359-1	0.2	0.1	mg/L	U	0.2			St Pauls	2018
Aqueous Brake Cleaner	Benzene	180-76586-1	0.2	0.1	mg/L	U	0.2			Syracuse	2018
Aqueous Brake Cleaner	Benzene	180-76206-1	0.2	0.1	mg/L	U	0.2			Wichita	2018
Aqueous Brake Cleaner	Benzene	180-72256-1	0.2	0.1	mg/L	U	0.2			Chester	2018
Aqueous Brake Cleaner	Benzene	180-74699-1	0.2	0.1	mg/L	U	0.2			Oklahoma City	2018
Aqueous Brake Cleaner	Benzene	180-74214-1	0.2	0.1	mg/L	U	0.2			Tulsa	2018
Aqueous Brake Cleaner	Benzene	180-58149-1	0.5	0.25	mg/L	U	0.5			Tampa	2016
Aqueous Brake Cleaner	Benzene	180-79374-1	0.5	0.25	mg/L	U	0.5			Tampa	2018
Aqueous Brake Cleaner	Benzene	180-74274-1	19	19	mg/L		0.5			Tallahassee	2018
Aqueous Brake Cleaner	Cadmium	180-55531-1	0.0022	0.0022	mg/L	J	0.05			Archdale	2016
Aqueous Brake Cleaner	Cadmium	180-58670-1	0.0033	0.0033	mg/L	J	0.05			Clackamas	2016
Aqueous Brake Cleaner	Cadmium	180-70242-1	0.0087	0.0087	mg/L	J	0.05			Albuquerque	2017
Aqueous Brake Cleaner	Cadmium	180-58630-1	0.015	0.015	mg/L	J	0.05			Sacramento	2016
Aqueous Brake Cleaner	Cadmium	180-68514-1	0.015	0.015	mg/L	J	0.05			St Pauls	2017
Aqueous Brake Cleaner	Cadmium	180-79374-1	0.02	0.02	mg/L	J B	0.5			Tampa	2018
Aqueous Brake Cleaner	Cadmium	180-58149-1	0.021	0.021	mg/L	J B	0.5			Tampa	2016
Aqueous Brake Cleaner	Cadmium	180-58746-1	0.05	0.025	mg/L	U	0.05			Albuquerque	2016
Aqueous Brake Cleaner	Cadmium	180-52549-1	0.025	0.025	mg/L	J	0.05			Boise	2016
Aqueous Brake Cleaner	Cadmium	180-53469-1	0.05	0.025	mg/L	U	0.05			Chandler	2016
Aqueous Brake Cleaner	Cadmium	180-58663-1	0.05	0.025	mg/L	U	0.05			Charlotte	2016
Aqueous Brake Cleaner	Cadmium	180-57952-1	0.05	0.025	mg/L	U	0.05			Los Angeles	2016
Aqueous Brake Cleaner	Cadmium	180-58155-1	0.05	0.025	mg/L	U	0.05			Santa Ana	2016
Aqueous Brake Cleaner	Cadmium	180-55123-1	0.05	0.025	mg/L	U	0.05			Syracuse	2016
Aqueous Brake Cleaner	Cadmium	180-65249-1	0.05	0.025	mg/L	U	0.05			Archdale	2017
Aqueous Brake Cleaner	Cadmium	180-65699-1	0.05	0.025	mg/L	U	0.05			Avon	2017
Aqueous Brake Cleaner	Cadmium	180-68705-1	0.05	0.025	mg/L	U	0.05			Boise	2017
Aqueous Brake Cleaner	Cadmium	180-64608-1	0.05	0.025	mg/L	U	0.05			Chandler	2017
Aqueous Brake Cleaner	Cadmium	180-70328-1	0.05	0.025	mg/L	U	0.05			Chesapeake	2017
Aqueous Brake Cleaner	Cadmium	180-69202-1	0.05	0.025	mg/L	U	0.05			Clackamas	2017
Aqueous Brake Cleaner	Cadmium	180-68419-1	0.05	0.025	mg/L	U	0.05			Farmington	2017
Aqueous Brake Cleaner	Cadmium	180-65698-1	0.05	0.025	mg/L	U	0.05			Lackawanna	2017
Aqueous Brake Cleaner	Cadmium	180-70393-1	0.05	0.025	mg/L	U	0.05			Raleigh	2017
Aqueous Brake Cleaner	Cadmium	180-70633-1	0.05	0.025	mg/L	U	0.05			Salisbury	2017
Aqueous Brake Cleaner	Cadmium	180-70804-1	0.05	0.025	mg/L	U	0.05			Salisbury	2017
Aqueous Brake Cleaner	Cadmium	180-67800-1	0.05	0.025	mg/L	U	0.05			Santa Ana	2017

Aqueous Brake Cleaner	Cadmium	180-65397-1	0.05	0.025	mg/L	U	0.05			Syracuse	2017
Aqueous Brake Cleaner	Cadmium	180-64792-1	0.05	0.025	mg/L	U	0.05			Wichita	2017
Aqueous Brake Cleaner	Cadmium	180-70453-1	0.05	0.025	mg/L	U	0.05			Sacramento	2017
Aqueous Brake Cleaner	Cadmium	180-60246-1	0.05	0.025	mg/L	U	0.05			Barre	2017
Aqueous Brake Cleaner	Cadmium	180-81149-1	0.05	0.025	mg/L	U	0.05			Albuquerque	2018
Aqueous Brake Cleaner	Cadmium	180-77377-1	0.05	0.025	mg/L	U	0.05			Archdale	2018
Aqueous Brake Cleaner	Cadmium	180-77920-1	0.05	0.025	mg/L	U	0.05			Avon	2018
Aqueous Brake Cleaner	Cadmium	180-81148-1	0.05	0.025	mg/L	U	0.05			Barre	2018
Aqueous Brake Cleaner	Cadmium	180-76917-1	0.05	0.025	mg/L	U	0.05			Chandler	2018
Aqueous Brake Cleaner	Cadmium	180-77388-1	0.05	0.025	mg/L	U	0.05			Chester	2018
Aqueous Brake Cleaner	Cadmium	180-82403-1	0.05	0.025	mg/L	U	0.05	37	59	Clackamas	2018
Aqueous Brake Cleaner	Cadmium	180-81147-1	0.05	0.025	mg/L	U	0.05			Farmington	2018
Aqueous Brake Cleaner	Cadmium	180-77068-1	0.05	0.025	mg/L	U	0.05			Lackawanna	2018
Aqueous Brake Cleaner	Cadmium	180-79849-1	0.05	0.025	mg/L	U	0.05			Los Angeles	2018
Aqueous Brake Cleaner	Cadmium	180-79773-1	0.05	0.025	mg/L	U	0.05			Oklahoma City	2018
Aqueous Brake Cleaner	Cadmium	180-78575-1	0.05	0.025	mg/L	U	0.05			Raleigh	2018
Aqueous Brake Cleaner	Cadmium	180-80851-1	0.05	0.025	mg/L	U	0.05			Sacramento	2018
Aqueous Brake Cleaner	Cadmium	180-81357-1	0.05	0.025	mg/L	U	0.05			Salisbury	2018
Aqueous Brake Cleaner	Cadmium	180-78621-1	0.05	0.025	mg/L	U	0.05			Santa Ana	2018
Aqueous Brake Cleaner	Cadmium	180-78359-1	0.05	0.025	mg/L	U	0.05			St Pauls	2018
Aqueous Brake Cleaner	Cadmium	180-76206-1	0.05	0.025	mg/L	U	0.05			Wichita	2018
Aqueous Brake Cleaner	Cadmium	180-74699-1	0.05	0.025	mg/L	U	0.05			Oklahoma City	2018
Aqueous Brake Cleaner	Cadmium	180-74214-1	0.05	0.025	mg/L	U	0.05			Tulsa	2018
Aqueous Brake Cleaner	Cadmium	180-59972-1	0.1	0.05	mg/L	U	0.1			Lackawanna	2017
Aqueous Brake Cleaner	Cadmium	180-76586-1	0.1	0.05	mg/L	U	0.1			Syracuse	2018
Aqueous Brake Cleaner	Cadmium	180-72256-1	0.059	0.059	mg/L		0.05			Chester	2018
Aqueous Brake Cleaner	Cadmium	180-68413-1	0.1	0.1	mg/L		0.05			Los Angeles	2017
Aqueous Brake Cleaner	Cadmium	180-55282-1	0.25	0.125	mg/L	U	0.25			Avon	2016
Aqueous Brake Cleaner	Cadmium	180-54773-1	0.25	0.125	mg/L	U	0.25			Chester	2016
Aqueous Brake Cleaner	Cadmium	180-58733-1	0.25	0.125	mg/L	U	0.25			Tulsa	2016
Aqueous Brake Cleaner	Cadmium	180-56008-1	0.18	0.18	mg/L		0.05			St. Pauls	2016
Aqueous Brake Cleaner	Cadmium	180-77713-1	0.5	0.25	mg/L	U	0.5			Boise	2018
Aqueous Brake Cleaner	Cadmium	180-74274-1	0.5	0.25	mg/L	U	0.5			Tallahassee	2018
Aqueous Brake Cleaner	Carbon Tetrachloride	180-58746-1	0.2	0.1	mg/L	U	0.2			Albuquerque	2016
Aqueous Brake Cleaner	Carbon Tetrachloride	180-55531-1	0.2	0.1	mg/L	U	0.2			Archdale	2016
Aqueous Brake Cleaner	Carbon Tetrachloride	180-55282-1	0.2	0.1	mg/L	U	0.2			Avon	2016
Aqueous Brake Cleaner	Carbon Tetrachloride	180-52549-1	0.2	0.1	mg/L	U	0.2			Boise	2016
Aqueous Brake Cleaner	Carbon Tetrachloride	180-53469-1	0.2	0.1	mg/L	U	0.2			Chandler	2016
Aqueous Brake Cleaner	Carbon Tetrachloride	180-58663-1	0.2	0.1	mg/L	U	0.2			Charlotte	2016
Aqueous Brake Cleaner	Carbon Tetrachloride	180-54773-1	0.2	0.1	mg/L	U	0.2			Chester	2016
Aqueous Brake Cleaner	Carbon Tetrachloride	180-58670-1	0.2	0.1	mg/L	U	0.2			Clackamas	2016
Aqueous Brake Cleaner	Carbon Tetrachloride	180-57952-1	0.2	0.1	mg/L	U	0.2			Los Angeles	2016
Aqueous Brake Cleaner	Carbon Tetrachloride	180-58630-1	0.2	0.1	mg/L	U	0.2			Sacramento	2016
Aqueous Brake Cleaner	Carbon Tetrachloride	180-58155-1	0.2	0.1	mg/L	U	0.2			Santa Ana	2016
Aqueous Brake Cleaner	Carbon Tetrachloride	180-56008-1	0.2	0.1	mg/L	U	0.2			St. Pauls	2016
Aqueous Brake Cleaner	Carbon Tetrachloride	180-55123-1	0.2	0.1	mg/L	U	0.2			Syracuse	2016
Aqueous Brake Cleaner	Carbon Tetrachloride	180-58733-1	0.2	0.1	mg/L	U	0.2			Tulsa	2016
Aqueous Brake Cleaner	Carbon tetrachloride	180-70242-1	0.2	0.1	mg/L	U	0.2			Albuquerque	2017
Aqueous Brake Cleaner	Carbon tetrachloride	180-65249-1	0.2	0.1	mg/L	U	0.2			Archdale	2017
Aqueous Brake Cleaner	Carbon tetrachloride	180-65699-1	0.2	0.1	mg/L	U	0.2			Avon	2017
Aqueous Brake Cleaner	Carbon tetrachloride	180-68705-1	0.2	0.1	mg/L	U	0.2			Boise	2017
Aqueous Brake Cleaner	Carbon tetrachloride	180-64608-1	0.2	0.1	mg/L	U	0.2			Chandler	2017

Aqueous Brake Cleaner	Carbon tetrachloride	180-70328-1	0.2	0.1	mg/L	U	0.2			Chesapeake	2017
Aqueous Brake Cleaner	Carbon tetrachloride	180-69202-1	0.2	0.1	mg/L	U	0.2			Clackamas	2017
Aqueous Brake Cleaner	Carbon tetrachloride	180-68419-1	0.2	0.1	mg/L	U	0.2			Farmington	2017
Aqueous Brake Cleaner	Carbon tetrachloride	180-65698-1	0.2	0.1	mg/L	U	0.2			Lackawanna	2017
Aqueous Brake Cleaner	Carbon tetrachloride	180-68413-1	0.2	0.1	mg/L	U	0.2			Los Angeles	2017
Aqueous Brake Cleaner	Carbon tetrachloride	180-70393-1	0.2	0.1	mg/L	U	0.2			Raleigh	2017
Aqueous Brake Cleaner	Carbon tetrachloride	180-70633-1	0.2	0.1	mg/L	U	0.2			Salisbury	2017
Aqueous Brake Cleaner	Carbon tetrachloride	180-70804-1	0.2	0.1	mg/L	U	0.2			Salisbury	2017
Aqueous Brake Cleaner	Carbon tetrachloride	180-67800-1	0.2	0.1	mg/L	U	0.2			Santa Ana	2017
Aqueous Brake Cleaner	Carbon tetrachloride	180-68514-1	0.2	0.1	mg/L	U	0.2			St Pauls	2017
Aqueous Brake Cleaner	Carbon tetrachloride	180-65397-1	0.2	0.1	mg/L	U	0.2			Syracuse	2017
Aqueous Brake Cleaner	Carbon tetrachloride	180-64792-1	0.2	0.1	mg/L	U	0.2			Wichita	2017
Aqueous Brake Cleaner	Carbon tetrachloride	180-70453-1	0.2	0.1	mg/L	U	0.2			Sacramento	2017
Aqueous Brake Cleaner	Carbon tetrachloride	180-60246-1	0.2	0.1	mg/L	U	0.2			Barre	2017
Aqueous Brake Cleaner	Carbon tetrachloride	180-59972-1	0.2	0.1	mg/L	U	0.2			Lackawanna	2017
Aqueous Brake Cleaner	Carbon tetrachloride	180-81149-1	0.2	0.1	mg/L	U	0.2			Albuquerque	2018
Aqueous Brake Cleaner	Carbon tetrachloride	180-77377-1	0.2	0.1	mg/L	U	0.2			Archdale	2018
Aqueous Brake Cleaner	Carbon tetrachloride	180-77920-1	0.2	0.1	mg/L	U	0.2	37	59	Avon	2018
Aqueous Brake Cleaner	Carbon tetrachloride	180-81148-1	0.2	0.1	mg/L	U	0.2			Barre	2018
Aqueous Brake Cleaner	Carbon tetrachloride	180-77713-1	0.2	0.1	mg/L	U	0.2			Boise	2018
Aqueous Brake Cleaner	Carbon tetrachloride	180-76917-1	0.2	0.1	mg/L	U	0.2			Chandler	2018
Aqueous Brake Cleaner	Carbon tetrachloride	180-77388-1	0.2	0.1	mg/L	U	0.2			Chester	2018
Aqueous Brake Cleaner	Carbon tetrachloride	180-82403-1	0.2	0.1	mg/L	U	0.2			Clackamas	2018
Aqueous Brake Cleaner	Carbon tetrachloride	180-81147-1	0.2	0.1	mg/L	U	0.2			Farmington	2018
Aqueous Brake Cleaner	Carbon tetrachloride	180-77068-1	0.2	0.1	mg/L	U	0.2			Lackawanna	2018
Aqueous Brake Cleaner	Carbon tetrachloride	180-79849-1	0.2	0.1	mg/L	U	0.2			Los Angeles	2018
Aqueous Brake Cleaner	Carbon tetrachloride	180-79773-1	0.2	0.1	mg/L	U	0.2			Oklahoma City	2018
Aqueous Brake Cleaner	Carbon tetrachloride	180-78575-1	0.2	0.1	mg/L	U	0.2			Raleigh	2018
Aqueous Brake Cleaner	Carbon tetrachloride	180-80851-1	0.2	0.1	mg/L	U	0.2			Sacramento	2018
Aqueous Brake Cleaner	Carbon tetrachloride	180-81357-1	0.2	0.1	mg/L	U	0.2			Salisbury	2018
Aqueous Brake Cleaner	Carbon tetrachloride	180-78621-1	0.2	0.1	mg/L	U	0.2			Santa Ana	2018
Aqueous Brake Cleaner	Carbon tetrachloride	180-78359-1	0.2	0.1	mg/L	U	0.2			St Pauls	2018
Aqueous Brake Cleaner	Carbon tetrachloride	180-76586-1	0.2	0.1	mg/L	U	0.2			Syracuse	2018
Aqueous Brake Cleaner	Carbon tetrachloride	180-76206-1	0.2	0.1	mg/L	U	0.2			Wichita	2018
Aqueous Brake Cleaner	Carbon tetrachloride	180-72256-1	0.2	0.1	mg/L	U	0.2			Chester	2018
Aqueous Brake Cleaner	Carbon tetrachloride	180-74699-1	0.2	0.1	mg/L	U	0.2			Oklahoma City	2018
Aqueous Brake Cleaner	Carbon tetrachloride	180-74214-1	0.2	0.1	mg/L	U	0.2			Tulsa	2018
Aqueous Brake Cleaner	Carbon Tetrachloride	180-58149-1	0.5	0.25	mg/L	U	0.5			Tampa	2016
Aqueous Brake Cleaner	Carbon tetrachloride	180-79374-1	0.5	0.25	mg/L	U	0.5			Tampa	2018
Aqueous Brake Cleaner	Carbon tetrachloride	180-74274-1	0.5	0.25	mg/L	U	0.5			Tallahassee	2018
Aqueous Brake Cleaner	Chlorobenzene	180-58746-1	0.2	0.1	mg/L	U	0.2			Albuquerque	2016
Aqueous Brake Cleaner	Chlorobenzene	180-55531-1	0.2	0.1	mg/L	U	0.2			Archdale	2016
Aqueous Brake Cleaner	Chlorobenzene	180-55282-1	0.2	0.1	mg/L	U	0.2			Avon	2016
Aqueous Brake Cleaner	Chlorobenzene	180-52549-1	0.2	0.1	mg/L	U	0.2			Boise	2016
Aqueous Brake Cleaner	Chlorobenzene	180-53469-1	0.2	0.1	mg/L	U	0.2			Chandler	2016
Aqueous Brake Cleaner	Chlorobenzene	180-58663-1	0.2	0.1	mg/L	U	0.2			Charlotte	2016
Aqueous Brake Cleaner	Chlorobenzene	180-54773-1	0.2	0.1	mg/L	U	0.2			Chester	2016
Aqueous Brake Cleaner	Chlorobenzene	180-58670-1	0.2	0.1	mg/L	U	0.2			Clackamas	2016
Aqueous Brake Cleaner	Chlorobenzene	180-57952-1	0.2	0.1	mg/L	U	0.2			Los Angeles	2016
Aqueous Brake Cleaner	Chlorobenzene	180-58630-1	0.2	0.1	mg/L	U	0.2			Sacramento	2016
Aqueous Brake Cleaner	Chlorobenzene	180-58155-1	0.2	0.1	mg/L	U	0.2			Santa Ana	2016
Aqueous Brake Cleaner	Chlorobenzene	180-56008-1	0.2	0.1	mg/L	U	0.2			St. Pauls	2016

Aqueous Brake Cleaner	Chlorobenzene	180-55123-1	0.2	0.1	mg/L	U	0.2			Syracuse	2016
Aqueous Brake Cleaner	Chlorobenzene	180-58733-1	0.2	0.1	mg/L	U	0.2			Tulsa	2016
Aqueous Brake Cleaner	Chlorobenzene	180-70242-1	0.2	0.1	mg/L	U	0.2			Albuquerque	2017
Aqueous Brake Cleaner	Chlorobenzene	180-65249-1	0.2	0.1	mg/L	U	0.2			Archdale	2017
Aqueous Brake Cleaner	Chlorobenzene	180-65699-1	0.2	0.1	mg/L	U	0.2			Avon	2017
Aqueous Brake Cleaner	Chlorobenzene	180-68705-1	0.2	0.1	mg/L	U	0.2			Boise	2017
Aqueous Brake Cleaner	Chlorobenzene	180-64608-1	0.2	0.1	mg/L	U	0.2			Chandler	2017
Aqueous Brake Cleaner	Chlorobenzene	180-70328-1	0.2	0.1	mg/L	U	0.2			Chesapeake	2017
Aqueous Brake Cleaner	Chlorobenzene	180-69202-1	0.2	0.1	mg/L	U	0.2			Clackamas	2017
Aqueous Brake Cleaner	Chlorobenzene	180-68419-1	0.2	0.1	mg/L	U	0.2			Farmington	2017
Aqueous Brake Cleaner	Chlorobenzene	180-65698-1	0.2	0.1	mg/L	U	0.2			Lackawanna	2017
Aqueous Brake Cleaner	Chlorobenzene	180-68413-1	0.2	0.1	mg/L	U	0.2			Los Angeles	2017
Aqueous Brake Cleaner	Chlorobenzene	180-70393-1	0.2	0.1	mg/L	U	0.2			Raleigh	2017
Aqueous Brake Cleaner	Chlorobenzene	180-70633-1	0.2	0.1	mg/L	U	0.2			Salisbury	2017
Aqueous Brake Cleaner	Chlorobenzene	180-70804-1	0.2	0.1	mg/L	U	0.2			Salisbury	2017
Aqueous Brake Cleaner	Chlorobenzene	180-67800-1	0.2	0.1	mg/L	U	0.2			Santa Ana	2017
Aqueous Brake Cleaner	Chlorobenzene	180-68514-1	0.2	0.1	mg/L	U	0.2			St Pauls	2017
Aqueous Brake Cleaner	Chlorobenzene	180-65397-1	0.2	0.1	mg/L	U	0.2			Syracuse	2017
Aqueous Brake Cleaner	Chlorobenzene	180-64792-1	0.2	0.1	mg/L	U	0.2			Wichita	2017
Aqueous Brake Cleaner	Chlorobenzene	180-70453-1	0.2	0.1	mg/L	U	0.2			Sacramento	2017
Aqueous Brake Cleaner	Chlorobenzene	180-60246-1	0.2	0.1	mg/L	U	0.2			Barre	2017
Aqueous Brake Cleaner	Chlorobenzene	180-59972-1	0.2	0.1	mg/L	U	0.2			Lackawanna	2017
Aqueous Brake Cleaner	Chlorobenzene	180-81149-1	0.2	0.1	mg/L	U	0.2			Albuquerque	2018
Aqueous Brake Cleaner	Chlorobenzene	180-77377-1	0.2	0.1	mg/L	U	0.2			Archdale	2018
Aqueous Brake Cleaner	Chlorobenzene	180-77920-1	0.2	0.1	mg/L	U	0.2	37	59	Avon	2018
Aqueous Brake Cleaner	Chlorobenzene	180-81148-1	0.2	0.1	mg/L	U	0.2			Barre	2018
Aqueous Brake Cleaner	Chlorobenzene	180-77713-1	0.2	0.1	mg/L	U	0.2			Boise	2018
Aqueous Brake Cleaner	Chlorobenzene	180-76917-1	0.2	0.1	mg/L	U	0.2			Chandler	2018
Aqueous Brake Cleaner	Chlorobenzene	180-77388-1	0.2	0.1	mg/L	U	0.2			Chester	2018
Aqueous Brake Cleaner	Chlorobenzene	180-82403-1	0.2	0.1	mg/L	U	0.2			Clackamas	2018
Aqueous Brake Cleaner	Chlorobenzene	180-81147-1	0.2	0.1	mg/L	U	0.2			Farmington	2018
Aqueous Brake Cleaner	Chlorobenzene	180-77068-1	0.2	0.1	mg/L	U	0.2			Lackawanna	2018
Aqueous Brake Cleaner	Chlorobenzene	180-79849-1	0.2	0.1	mg/L	U	0.2			Los Angeles	2018
Aqueous Brake Cleaner	Chlorobenzene	180-79773-1	0.2	0.1	mg/L	U	0.2			Oklahoma City	2018
Aqueous Brake Cleaner	Chlorobenzene	180-78575-1	0.2	0.1	mg/L	U	0.2			Raleigh	2018
Aqueous Brake Cleaner	Chlorobenzene	180-80851-1	0.2	0.1	mg/L	U	0.2			Sacramento	2018
Aqueous Brake Cleaner	Chlorobenzene	180-81357-1	0.2	0.1	mg/L	U	0.2			Salisbury	2018
Aqueous Brake Cleaner	Chlorobenzene	180-78621-1	0.2	0.1	mg/L	U	0.2			Santa Ana	2018
Aqueous Brake Cleaner	Chlorobenzene	180-78359-1	0.2	0.1	mg/L	U	0.2			St Pauls	2018
Aqueous Brake Cleaner	Chlorobenzene	180-76586-1	0.2	0.1	mg/L	U	0.2			Syracuse	2018
Aqueous Brake Cleaner	Chlorobenzene	180-76206-1	0.2	0.1	mg/L	U	0.2			Wichita	2018
Aqueous Brake Cleaner	Chlorobenzene	180-72256-1	0.2	0.1	mg/L	U	0.2			Chester	2018
Aqueous Brake Cleaner	Chlorobenzene	180-74699-1	0.2	0.1	mg/L	U	0.2			Oklahoma City	2018
Aqueous Brake Cleaner	Chlorobenzene	180-74214-1	0.2	0.1	mg/L	U	0.2			Tulsa	2018
Aqueous Brake Cleaner	Chlorobenzene	180-58149-1	0.5	0.25	mg/L	U	0.5			Tampa	2016
Aqueous Brake Cleaner	Chlorobenzene	180-79374-1	0.5	0.25	mg/L	U	0.5			Tampa	2018
Aqueous Brake Cleaner	Chlorobenzene	180-74274-1	0.5	0.25	mg/L	U	0.5			Tallahassee	2018
Aqueous Brake Cleaner	Chloroform	180-58746-1	0.2	0.1	mg/L	U	0.2			Albuquerque	2016
Aqueous Brake Cleaner	Chloroform	180-55531-1	0.2	0.1	mg/L	U	0.2			Archdale	2016
Aqueous Brake Cleaner	Chloroform	180-55282-1	0.2	0.1	mg/L	U	0.2			Avon	2016
Aqueous Brake Cleaner	Chloroform	180-52549-1	0.2	0.1	mg/L	U	0.2			Boise	2016
Aqueous Brake Cleaner	Chloroform	180-53469-1	0.2	0.1	mg/L	U	0.2			Chandler	2016

Aqueous Brake Cleaner	Chloroform	180-58663-1	0.2	0.1	mg/L	U	0.2			Charlotte	2016
Aqueous Brake Cleaner	Chloroform	180-54773-1	0.2	0.1	mg/L	U	0.2			Chester	2016
Aqueous Brake Cleaner	Chloroform	180-58670-1	0.2	0.1	mg/L	U	0.2			Clackamas	2016
Aqueous Brake Cleaner	Chloroform	180-57952-1	0.2	0.1	mg/L	U	0.2			Los Angeles	2016
Aqueous Brake Cleaner	Chloroform	180-58630-1	0.2	0.1	mg/L	U	0.2			Sacramento	2016
Aqueous Brake Cleaner	Chloroform	180-58155-1	0.2	0.1	mg/L	U	0.2			Santa Ana	2016
Aqueous Brake Cleaner	Chloroform	180-56008-1	0.2	0.1	mg/L	U	0.2			St. Pauls	2016
Aqueous Brake Cleaner	Chloroform	180-55123-1	0.2	0.1	mg/L	U	0.2			Syracuse	2016
Aqueous Brake Cleaner	Chloroform	180-58733-1	0.2	0.1	mg/L	U	0.2			Tulsa	2016
Aqueous Brake Cleaner	Chloroform	180-70242-1	0.2	0.1	mg/L	U	0.2			Albuquerque	2017
Aqueous Brake Cleaner	Chloroform	180-65249-1	0.2	0.1	mg/L	U	0.2			Archdale	2017
Aqueous Brake Cleaner	Chloroform	180-65699-1	0.2	0.1	mg/L	U	0.2			Avon	2017
Aqueous Brake Cleaner	Chloroform	180-68705-1	0.2	0.1	mg/L	U	0.2			Boise	2017
Aqueous Brake Cleaner	Chloroform	180-64608-1	0.2	0.1	mg/L	U	0.2			Chandler	2017
Aqueous Brake Cleaner	Chloroform	180-70328-1	0.2	0.1	mg/L	U	0.2			Chesapeake	2017
Aqueous Brake Cleaner	Chloroform	180-69202-1	0.2	0.1	mg/L	U	0.2			Clackamas	2017
Aqueous Brake Cleaner	Chloroform	180-68419-1	0.2	0.1	mg/L	U	0.2			Farmington	2017
Aqueous Brake Cleaner	Chloroform	180-65698-1	0.2	0.1	mg/L	U	0.2			Lackawanna	2017
Aqueous Brake Cleaner	Chloroform	180-68413-1	0.2	0.1	mg/L	U	0.2			Los Angeles	2017
Aqueous Brake Cleaner	Chloroform	180-70393-1	0.2	0.1	mg/L	U	0.2			Raleigh	2017
Aqueous Brake Cleaner	Chloroform	180-70633-1	0.2	0.1	mg/L	U	0.2			Salisbury	2017
Aqueous Brake Cleaner	Chloroform	180-70804-1	0.2	0.1	mg/L	U *	0.2			Salisbury	2017
Aqueous Brake Cleaner	Chloroform	180-67800-1	0.2	0.1	mg/L	U	0.2			Santa Ana	2017
Aqueous Brake Cleaner	Chloroform	180-68514-1	0.2	0.1	mg/L	U	0.2			St Pauls	2017
Aqueous Brake Cleaner	Chloroform	180-65397-1	0.2	0.1	mg/L	U	0.2			Syracuse	2017
Aqueous Brake Cleaner	Chloroform	180-64792-1	0.2	0.1	mg/L	U	0.2			Wichita	2017
Aqueous Brake Cleaner	Chloroform	180-70453-1	0.2	0.1	mg/L	U	0.2			Sacramento	2017
Aqueous Brake Cleaner	Chloroform	180-60246-1	0.2	0.1	mg/L	U	0.2			Barre	2017
Aqueous Brake Cleaner	Chloroform	180-59972-1	0.2	0.1	mg/L	U	0.2			Lackawanna	2017
Aqueous Brake Cleaner	Chloroform	180-81149-1	0.2	0.1	mg/L	U	0.2			Albuquerque	2018
Aqueous Brake Cleaner	Chloroform	180-77377-1	0.2	0.1	mg/L	U	0.2			Archdale	2018
Aqueous Brake Cleaner	Chloroform	180-77920-1	0.2	0.1	mg/L	U	0.2	37	59	Avon	2018
Aqueous Brake Cleaner	Chloroform	180-81148-1	0.2	0.1	mg/L	U	0.2			Barre	2018
Aqueous Brake Cleaner	Chloroform	180-77713-1	0.2	0.1	mg/L	U	0.2			Boise	2018
Aqueous Brake Cleaner	Chloroform	180-76917-1	0.2	0.1	mg/L	U	0.2			Chandler	2018
Aqueous Brake Cleaner	Chloroform	180-77388-1	0.2	0.1	mg/L	U	0.2			Chester	2018
Aqueous Brake Cleaner	Chloroform	180-82403-1	0.2	0.1	mg/L	U	0.2			Clackamas	2018
Aqueous Brake Cleaner	Chloroform	180-81147-1	0.2	0.1	mg/L	U	0.2			Farmington	2018
Aqueous Brake Cleaner	Chloroform	180-77068-1	0.2	0.1	mg/L	U	0.2			Lackawanna	2018
Aqueous Brake Cleaner	Chloroform	180-79849-1	0.2	0.1	mg/L	U	0.2			Los Angeles	2018
Aqueous Brake Cleaner	Chloroform	180-79773-1	0.2	0.1	mg/L	U	0.2			Oklahoma City	2018
Aqueous Brake Cleaner	Chloroform	180-78575-1	0.2	0.1	mg/L	U	0.2			Raleigh	2018
Aqueous Brake Cleaner	Chloroform	180-80851-1	0.2	0.1	mg/L	U	0.2			Sacramento	2018
Aqueous Brake Cleaner	Chloroform	180-81357-1	0.2	0.1	mg/L	U	0.2			Salisbury	2018
Aqueous Brake Cleaner	Chloroform	180-78621-1	0.2	0.1	mg/L	U	0.2			Santa Ana	2018
Aqueous Brake Cleaner	Chloroform	180-78359-1	0.2	0.1	mg/L	U	0.2			St Pauls	2018
Aqueous Brake Cleaner	Chloroform	180-76586-1	0.2	0.1	mg/L	U	0.2			Syracuse	2018
Aqueous Brake Cleaner	Chloroform	180-76206-1	0.2	0.1	mg/L	U	0.2			Wichita	2018
Aqueous Brake Cleaner	Chloroform	180-72256-1	0.2	0.1	mg/L	U	0.2			Chester	2018
Aqueous Brake Cleaner	Chloroform	180-74699-1	0.2	0.1	mg/L	U	0.2			Oklahoma City	2018
Aqueous Brake Cleaner	Chloroform	180-74214-1	0.2	0.1	mg/L	U	0.2			Tulsa	2018
Aqueous Brake Cleaner	Chloroform	180-58149-1	2	1	mg/L	U	2			Tampa	2016

Aqueous Brake Cleaner	Chloroform	180-79374-1	2	1	mg/L	U	2			Tampa	2018
Aqueous Brake Cleaner	Chloroform	180-74274-1	2	1	mg/L	U	2			Tallahassee	2018
Aqueous Brake Cleaner	Chromium	180-55123-1	0.0069	0.0069	mg/L	J	0.05			Syracuse	2016
Aqueous Brake Cleaner	Chromium	180-64608-1	0.0079	0.0079	mg/L	J	0.05			Chandler	2017
Aqueous Brake Cleaner	Chromium	180-76206-1	0.0081	0.0081	mg/L	J	0.05			Wichita	2018
Aqueous Brake Cleaner	Chromium	180-57952-1	0.0089	0.0089	mg/L	J	0.05			Los Angeles	2016
Aqueous Brake Cleaner	Chromium	180-67800-1	0.0092	0.0092	mg/L	J	0.05			Santa Ana	2017
Aqueous Brake Cleaner	Chromium	180-68705-1	0.0095	0.0095	mg/L	J	0.05			Boise	2017
Aqueous Brake Cleaner	Chromium	180-78359-1	0.0097	0.0097	mg/L	J	0.05			St Pauls	2018
Aqueous Brake Cleaner	Chromium	180-70328-1	0.01	0.01	mg/L	J B	0.05			Chesapeake	2017
Aqueous Brake Cleaner	Chromium	180-65698-1	0.01	0.01	mg/L	J	0.05			Lackawanna	2017
Aqueous Brake Cleaner	Chromium	180-58663-1	0.012	0.012	mg/L	J	0.05			Charlotte	2016
Aqueous Brake Cleaner	Chromium	180-64792-1	0.012	0.012	mg/L	J	0.05			Wichita	2017
Aqueous Brake Cleaner	Chromium	180-77920-1	0.012	0.012	mg/L	J	0.05			Avon	2018
Aqueous Brake Cleaner	Chromium	180-53469-1	0.015	0.015	mg/L	J	0.05			Chandler	2016
Aqueous Brake Cleaner	Chromium	180-60246-1	0.015	0.015	mg/L	J	0.05			Barre	2017
Aqueous Brake Cleaner	Chromium	180-76917-1	0.015	0.015	mg/L	J	0.05			Chandler	2018
Aqueous Brake Cleaner	Chromium	180-55531-1	0.016	0.016	mg/L	J	0.05			Archdale	2016
Aqueous Brake Cleaner	Chromium	180-65397-1	0.017	0.017	mg/L	J	0.05			Syracuse	2017
Aqueous Brake Cleaner	Chromium	180-70453-1	0.02	0.02	mg/L	J	0.05			Sacramento	2017
Aqueous Brake Cleaner	Chromium	180-76586-1	0.02	0.02	mg/L	J	0.1			Syracuse	2018
Aqueous Brake Cleaner	Chromium	180-58670-1	0.021	0.021	mg/L	J	0.05			Clackamas	2016
Aqueous Brake Cleaner	Chromium	180-78575-1	0.021	0.021	mg/L	J	0.05			Raleigh	2018
Aqueous Brake Cleaner	Chromium	180-74699-1	0.021	0.021	mg/L	J	0.05			Oklahoma City	2018
Aqueous Brake Cleaner	Chromium	180-58746-1	0.022	0.022	mg/L	J	0.05			Albuquerque	2016
Aqueous Brake Cleaner	Chromium	180-52549-1	0.05	0.025	mg/L	U	0.05			Boise	2016
Aqueous Brake Cleaner	Chromium	180-65699-1	0.05	0.025	mg/L	U	0.05			Avon	2017
Aqueous Brake Cleaner	Chromium	180-68419-1	0.05	0.025	mg/L	U	0.05			Farmington	2017
Aqueous Brake Cleaner	Chromium	180-81148-1	0.05	0.025	mg/L	U	0.05			Barre	2018
Aqueous Brake Cleaner	Chromium	180-82403-1	0.05	0.025	mg/L	U	0.05			Clackamas	2018
Aqueous Brake Cleaner	Chromium	180-77068-1	0.05	0.025	mg/L	U	0.05			Lackawanna	2018
Aqueous Brake Cleaner	Chromium	180-79849-1	0.05	0.025	mg/L	U	0.05			Los Angeles	2018
Aqueous Brake Cleaner	Chromium	180-79773-1	0.05	0.025	mg/L	U	0.05			Oklahoma City	2018
Aqueous Brake Cleaner	Chromium	180-78621-1	0.05	0.025	mg/L	U	0.05			Santa Ana	2018
Aqueous Brake Cleaner	Chromium	180-72256-1	0.025	0.025	mg/L	J	0.05			Chester	2018
Aqueous Brake Cleaner	Chromium	180-74214-1	0.05	0.025	mg/L	U	0.05			Tulsa	2018
Aqueous Brake Cleaner	Chromium	180-70242-1	0.026	0.026	mg/L	J	0.05			Albuquerque	2017
Aqueous Brake Cleaner	Chromium	180-59972-1	0.026	0.026	mg/L	J	0.1			Lackawanna	2017
Aqueous Brake Cleaner	Chromium	180-58155-1	0.027	0.027	mg/L	J	0.05	37	59	Santa Ana	2016
Aqueous Brake Cleaner	Chromium	180-69202-1	0.027	0.027	mg/L	J	0.05			Clackamas	2017
Aqueous Brake Cleaner	Chromium	180-70633-1	0.027	0.027	mg/L	J	0.05			Salisbury	2017
Aqueous Brake Cleaner	Chromium	180-70804-1	0.027	0.027	mg/L	J	0.05			Salisbury	2017
Aqueous Brake Cleaner	Chromium	180-70393-1	0.031	0.031	mg/L	J B	0.05			Raleigh	2017
Aqueous Brake Cleaner	Chromium	180-58630-1	0.032	0.032	mg/L	J	0.05			Sacramento	2016
Aqueous Brake Cleaner	Chromium	180-56008-1	0.039	0.039	mg/L	J	0.05			St. Pauls	2016
Aqueous Brake Cleaner	Chromium	180-77388-1	0.041	0.041	mg/L	J B	0.05			Chester	2018
Aqueous Brake Cleaner	Chromium	180-58733-1	0.042	0.042	mg/L	J	0.25			Tulsa	2016
Aqueous Brake Cleaner	Chromium	180-55282-1	0.045	0.045	mg/L	J	0.25			Avon	2016
Aqueous Brake Cleaner	Chromium	180-65249-1	0.048	0.048	mg/L	J	0.05			Archdale	2017
Aqueous Brake Cleaner	Chromium	180-68514-1	0.062	0.062	mg/L		0.05			St Pauls	2017
Aqueous Brake Cleaner	Chromium	180-81357-1	0.065	0.065	mg/L		0.05			Salisbury	2018
Aqueous Brake Cleaner	Chromium	180-81147-1	0.066	0.066	mg/L	B	0.05			Farmington	2018

Aqueous Brake Cleaner	Chromium	180-80851-1	0.068	0.068	mg/L		0.05			Sacramento	2018
Aqueous Brake Cleaner	Chromium	180-68413-1	0.072	0.072	mg/L		0.05			Los Angeles	2017
Aqueous Brake Cleaner	Chromium	180-74274-1	0.12	0.12	mg/L	J	0.5			Tallahassee	2018
Aqueous Brake Cleaner	Chromium	180-54773-1	0.25	0.125	mg/L	U	0.25			Chester	2016
Aqueous Brake Cleaner	Chromium	180-81149-1	0.13	0.13	mg/L	B	0.05			Albuquerque	2018
Aqueous Brake Cleaner	Chromium	180-77377-1	0.19	0.19	mg/L	B	0.05			Archdale	2018
Aqueous Brake Cleaner	Chromium	180-58149-1	0.5	0.25	mg/L	U	0.5			Tampa	2016
Aqueous Brake Cleaner	Chromium	180-77713-1	0.5	0.25	mg/L	U	0.5			Boise	2018
Aqueous Brake Cleaner	Chromium	180-79374-1	0.5	0.25	mg/L	U	0.5			Tampa	2018
Aqueous Brake Cleaner	Flash Point	180-55531-1	>200	>200	Degrees F		1			Archdale	2016
Aqueous Brake Cleaner	Flash Point	180-55282-1	>200	>200	Degrees F		1			Avon	2016
Aqueous Brake Cleaner	Flash Point	180-52549-1	>200	>200	Degrees F		1			Boise	2016
Aqueous Brake Cleaner	Flash Point	180-53469-1	>200	>200	Degrees F		1			Chandler	2016
Aqueous Brake Cleaner	Flash Point	180-54773-1	>200	>200	Degrees F		1			Chester	2016
Aqueous Brake Cleaner	Flash Point	180-56008-1	>200	>200	Degrees F		1			St. Pauls	2016
Aqueous Brake Cleaner	Flash Point	180-55123-1	>200	>200	Degrees F		1			Syracuse	2016
Aqueous Brake Cleaner	Flash Point	180-58746-1	>200	>200	Degrees F		1			Albuquerque	2016
Aqueous Brake Cleaner	Flash Point	180-58663-1	>200	>200	Degrees F		1			Charlotte	2016
Aqueous Brake Cleaner	Flash Point	180-58670-1	>200	>200	Degrees F		1			Clackamas	2016
Aqueous Brake Cleaner	Flash Point	180-57952-1	>200	>200	Degrees F		1			Los Angeles	2016
Aqueous Brake Cleaner	Flash Point	180-58630-1	>200	>200	Degrees F		1			Sacramento	2016
Aqueous Brake Cleaner	Flash Point	180-58155-1	>200	>200	Degrees F		1			Santa Ana	2016
Aqueous Brake Cleaner	Flash Point	180-58149-1	>200	>200	Degrees F		1			Tampa	2016
Aqueous Brake Cleaner	Flash Point	180-58733-1	>200	>200	Degrees F		1			Tulsa	2016
Aqueous Brake Cleaner	Flash Point	180-70242-1	>200	>200	Degrees F		1			Albuquerque	2017
Aqueous Brake Cleaner	Flash Point	180-70328-1	>200	>200	Degrees F		1	37	59	Chesapeake	2017
Aqueous Brake Cleaner	Flash Point	180-70393-1	>200	>200	Degrees F		1			Raleigh	2017
Aqueous Brake Cleaner	Flash Point	180-67800-1	>200	>200	Degrees F		1			Santa Ana	2017
Aqueous Brake Cleaner	Flash Point	180-70453-1	>200	>200	Degrees F		1			Sacramento	2017
Aqueous Brake Cleaner	Flash Point	180-59972-1	>200	>200	Degrees F		1			Lackawanna	2017
Aqueous Brake Cleaner	Flash Point	180-77377-1	>200	>200	Degrees F		1			Archdale	2018
Aqueous Brake Cleaner	Flash Point	180-77920-1	>200	>200	Degrees F		1			Avon	2018
Aqueous Brake Cleaner	Flash Point	180-77713-1	>200	>200	Degrees F		1			Boise	2018
Aqueous Brake Cleaner	Flash Point	180-76917-1	>200	>200	Degrees F		1			Chandler	2018
Aqueous Brake Cleaner	Flash Point	180-77388-1	>200	>200	Degrees F		1			Chester	2018
Aqueous Brake Cleaner	Flash Point	180-82403-1	>200	>200	Degrees F		1			Clackamas	2018
Aqueous Brake Cleaner	Flash Point	180-77068-1	>200	>200	Degrees F		1			Lackawanna	2018
Aqueous Brake Cleaner	Flash Point	180-79773-1	>200	>200	Degrees F		1			Oklahoma City	2018
Aqueous Brake Cleaner	Flash Point	180-78575-1	>200	>200	Degrees F		1			Raleigh	2018
Aqueous Brake Cleaner	Flash Point	180-80851-1	>200	>200	Degrees F		1			Sacramento	2018
Aqueous Brake Cleaner	Flash Point	180-81357-1	>200	>200	Degrees F		1			Salisbury	2018
Aqueous Brake Cleaner	Flash Point	180-78621-1	>200	>200	Degrees F		1			Santa Ana	2018
Aqueous Brake Cleaner	Flash Point	180-78359-1	>200	>200	Degrees F		1			St Pauls	2018
Aqueous Brake Cleaner	Flash Point	180-76586-1	>200	>200	Degrees F		1			Syracuse	2018
Aqueous Brake Cleaner	Flash Point	180-79374-1	>200	>200	Degrees F		1			Tampa	2018
Aqueous Brake Cleaner	Flash Point	180-72256-1	>200	>200	Degrees F		1			Chester	2018
Aqueous Brake Cleaner	Flash Point	180-74699-1	>200	>200	Degrees F		1			Oklahoma City	2018
Aqueous Brake Cleaner	Flash Point	180-74214-1	>200	>200	Degrees F		1			Tulsa	2018
Aqueous Brake Cleaner	Flash Point	180-65249-1	> 200	> 200	Degrees F		1			Archdale	2017
Aqueous Brake Cleaner	Flash Point	180-65699-1	> 200	> 200	Degrees F		1			Avon	2017
Aqueous Brake Cleaner	Flash Point	180-68705-1	> 200	> 200	Degrees F		1			Boise	2017
Aqueous Brake Cleaner	Flash Point	180-64608-1	> 200	> 200	Degrees F		1			Chandler	2017

Aqueous Brake Cleaner	Flash Point	180-69202-1	> 200	> 200	Degrees F		1	Clackamas	2017
Aqueous Brake Cleaner	Flash Point	180-68419-1	> 200	> 200	Degrees F		1	Farmington	2017
Aqueous Brake Cleaner	Flash Point	180-65698-1	> 200	> 200	Degrees F		1	Lackawanna	2017
Aqueous Brake Cleaner	Flash Point	180-68413-1	> 200	> 200	Degrees F		1	Los Angeles	2017
Aqueous Brake Cleaner	Flash Point	180-70633-1	> 200	> 200	Degrees F		1	Salisbury	2017
Aqueous Brake Cleaner	Flash Point	180-70804-1	> 200	> 200	Degrees F		1	Salisbury	2017
Aqueous Brake Cleaner	Flash Point	180-68514-1	> 200	> 200	Degrees F		1	St Pauls	2017
Aqueous Brake Cleaner	Flash Point	180-65397-1	> 200	> 200	Degrees F		1	Syracuse	2017
Aqueous Brake Cleaner	Flash Point	180-60246-1	> 200	> 200	Degrees F		1	Barre	2017
Aqueous Brake Cleaner	Flash Point	180-81147-1	197	197	Degrees F		1	Farmington	2018
Aqueous Brake Cleaner	Flash Point	180-81148-1	193	193	Degrees F		1	Barre	2018
Aqueous Brake Cleaner	Flash Point	180-79849-1	192	192	Degrees F		1	Los Angeles	2018
Aqueous Brake Cleaner	Flash Point	180-81149-1	189	189	Degrees F		1	Albuquerque	2018
Aqueous Brake Cleaner	Flash Point	180-76206-1	184	184	Degrees F		1	Wichita	2018
Aqueous Brake Cleaner	Flash Point	180-64792-1	127	127	Degrees F		1	Wichita	2017
Aqueous Brake Cleaner	Flash Point	180-74274-1	1	0.5	Degrees F	U	1	Tallahassee	2018
Aqueous Brake Cleaner	Hexachlorobenzene	180-58746-1	0.05	0.025	mg/L	U	0.05	Albuquerque	2016
Aqueous Brake Cleaner	Hexachlorobenzene	180-55531-1	0.05	0.025	mg/L	U *	0.05	Archdale	2016
Aqueous Brake Cleaner	Hexachlorobenzene	180-55282-1	0.05	0.025	mg/L	U	0.05	Avon	2016
Aqueous Brake Cleaner	Hexachlorobenzene	180-52549-1	0.05	0.025	mg/L	U	0.05	Boise	2016
Aqueous Brake Cleaner	Hexachlorobenzene	180-53469-1	0.05	0.025	mg/L	U	0.05	Chandler	2016
Aqueous Brake Cleaner	Hexachlorobenzene	180-58663-1	0.05	0.025	mg/L	U	0.05	Charlotte	2016
Aqueous Brake Cleaner	Hexachlorobenzene	180-54773-1	0.05	0.025	mg/L	U	0.05	Chester	2016
Aqueous Brake Cleaner	Hexachlorobenzene	180-58670-1	0.05	0.025	mg/L	U	0.05	Clackamas	2016
Aqueous Brake Cleaner	Hexachlorobenzene	180-58630-1	0.05	0.025	mg/L	U	0.05	Sacramento	2016
Aqueous Brake Cleaner	Hexachlorobenzene	180-58155-1	0.05	0.025	mg/L	U	0.05	Santa Ana	2016
Aqueous Brake Cleaner	Hexachlorobenzene	180-56008-1	0.05	0.025	mg/L	U	0.05	St. Pauls	2016
Aqueous Brake Cleaner	Hexachlorobenzene	180-55123-1	0.05	0.025	mg/L	U	0.05	Syracuse	2016
Aqueous Brake Cleaner	Hexachlorobenzene	180-58733-1	0.05	0.025	mg/L	U	0.05	Tulsa	2016
Aqueous Brake Cleaner	Hexachlorobenzene	180-70242-1	0.05	0.025	mg/L	U	0.05	Albuquerque	2017
Aqueous Brake Cleaner	Hexachlorobenzene	180-65249-1	0.05	0.025	mg/L	U	0.05	Archdale	2017
Aqueous Brake Cleaner	Hexachlorobenzene	180-65699-1	0.05	0.025	mg/L	U	0.05	Avon	2017
Aqueous Brake Cleaner	Hexachlorobenzene	180-68705-1	0.05	0.025	mg/L	U	0.05	Boise	2017
Aqueous Brake Cleaner	Hexachlorobenzene	180-64608-1	0.05	0.025	mg/L	U	0.05	Chandler	2017
Aqueous Brake Cleaner	Hexachlorobenzene	180-70328-1	0.05	0.025	mg/L	U	0.05	Chesapeake	2017
Aqueous Brake Cleaner	Hexachlorobenzene	180-69202-1	0.05	0.025	mg/L	U	0.05	Clackamas	2017
Aqueous Brake Cleaner	Hexachlorobenzene	180-68419-1	0.05	0.025	mg/L	U	0.05	Farmington	2017
Aqueous Brake Cleaner	Hexachlorobenzene	180-65698-1	0.05	0.025	mg/L	U	0.05	Lackawanna	2017
Aqueous Brake Cleaner	Hexachlorobenzene	180-68413-1	0.05	0.025	mg/L	U	0.05	Los Angeles	2017
Aqueous Brake Cleaner	Hexachlorobenzene	180-70393-1	0.05	0.025	mg/L	U	0.05	Raleigh	2017
Aqueous Brake Cleaner	Hexachlorobenzene	180-70633-1	0.05	0.025	mg/L	U	0.05	Salisbury	2017
Aqueous Brake Cleaner	Hexachlorobenzene	180-70804-1	0.05	0.025	mg/L	U	0.05	Salisbury	2017
Aqueous Brake Cleaner	Hexachlorobenzene	180-67800-1	0.05	0.025	mg/L	U	0.05	Santa Ana	2017
Aqueous Brake Cleaner	Hexachlorobenzene	180-68514-1	0.05	0.025	mg/L	U	0.05	St Pauls	2017
Aqueous Brake Cleaner	Hexachlorobenzene	180-65397-1	0.05	0.025	mg/L	U	0.05	Syracuse	2017
Aqueous Brake Cleaner	Hexachlorobenzene	180-64792-1	0.05	0.025	mg/L	U *	0.05	Wichita	2017
Aqueous Brake Cleaner	Hexachlorobenzene	180-70453-1	0.05	0.025	mg/L	U	0.05	Sacramento	2017
Aqueous Brake Cleaner	Hexachlorobenzene	180-60246-1	0.05	0.025	mg/L	U	0.05	Barre	2017
Aqueous Brake Cleaner	Hexachlorobenzene	180-59972-1	0.05	0.025	mg/L	U	0.05	Lackawanna	2017
Aqueous Brake Cleaner	Hexachlorobenzene	180-81149-1	0.05	0.025	mg/L	U	0.05	Albuquerque	2018
Aqueous Brake Cleaner	Hexachlorobenzene	180-77377-1	0.05	0.025	mg/L	U	0.05	Archdale	2018
Aqueous Brake Cleaner	Hexachlorobenzene	180-77920-1	0.05	0.025	mg/L	U	0.05	Avon	2018

Aqueous Brake Cleaner	Hexachlorobenzene	180-81148-1	0.05	0.025	mg/L	U	0.05	37	59	Barre	2018
Aqueous Brake Cleaner	Hexachlorobenzene	180-77713-1	0.05	0.025	mg/L	U	0.05			Boise	2018
Aqueous Brake Cleaner	Hexachlorobenzene	180-77388-1	0.05	0.025	mg/L	U	0.05			Chester	2018
Aqueous Brake Cleaner	Hexachlorobenzene	180-82403-1	0.05	0.025	mg/L	U	0.05			Clackamas	2018
Aqueous Brake Cleaner	Hexachlorobenzene	180-81147-1	0.05	0.025	mg/L	U	0.05			Farmington	2018
Aqueous Brake Cleaner	Hexachlorobenzene	180-77068-1	0.05	0.025	mg/L	U	0.05			Lackawanna	2018
Aqueous Brake Cleaner	Hexachlorobenzene	180-79849-1	0.05	0.025	mg/L	U	0.05			Los Angeles	2018
Aqueous Brake Cleaner	Hexachlorobenzene	180-79773-1	0.05	0.025	mg/L	U	0.05			Oklahoma City	2018
Aqueous Brake Cleaner	Hexachlorobenzene	180-78575-1	0.05	0.025	mg/L	U	0.05			Raleigh	2018
Aqueous Brake Cleaner	Hexachlorobenzene	180-81357-1	0.05	0.025	mg/L	U	0.05			Salisbury	2018
Aqueous Brake Cleaner	Hexachlorobenzene	180-78621-1	0.05	0.025	mg/L	U	0.05			Santa Ana	2018
Aqueous Brake Cleaner	Hexachlorobenzene	180-78359-1	0.05	0.025	mg/L	U	0.05			St Pauls	2018
Aqueous Brake Cleaner	Hexachlorobenzene	180-76586-1	0.05	0.025	mg/L	U	0.05			Syracuse	2018
Aqueous Brake Cleaner	Hexachlorobenzene	180-76206-1	0.05	0.025	mg/L	U	0.05			Wichita	2018
Aqueous Brake Cleaner	Hexachlorobenzene	180-72256-1	0.05	0.025	mg/L	U	0.05			Chester	2018
Aqueous Brake Cleaner	Hexachlorobenzene	180-74699-1	0.05	0.025	mg/L	U	0.05			Oklahoma City	2018
Aqueous Brake Cleaner	Hexachlorobenzene	180-74214-1	0.05	0.025	mg/L	U *	0.05			Tulsa	2018
Aqueous Brake Cleaner	Hexachlorobenzene	180-58149-1	0.13	0.065	mg/L	U	0.13			Tampa	2016
Aqueous Brake Cleaner	Hexachlorobenzene	180-79374-1	0.13	0.065	mg/L	U	0.13			Tampa	2018
Aqueous Brake Cleaner	Hexachlorobenzene	180-74274-1	0.13	0.065	mg/L	U	0.13			Tallahassee	2018
Aqueous Brake Cleaner	Hexachlorobenzene	180-76917-1	0.2	0.1	mg/L	U	0.2			Chandler	2018
Aqueous Brake Cleaner	Hexachlorobenzene	180-57952-1	0.25	0.125	mg/L	U	0.25			Los Angeles	2016
Aqueous Brake Cleaner	Hexachlorobenzene	180-80851-1	2.4	1.2	mg/L	U	2.4			Sacramento	2018
Aqueous Brake Cleaner	Hexachlorobutadiene	180-58746-1	0.05	0.025	mg/L	U	0.05			Albuquerque	2016
Aqueous Brake Cleaner	Hexachlorobutadiene	180-55531-1	0.05	0.025	mg/L	U	0.05			Archdale	2016
Aqueous Brake Cleaner	Hexachlorobutadiene	180-55282-1	0.05	0.025	mg/L	U	0.05			Avon	2016
Aqueous Brake Cleaner	Hexachlorobutadiene	180-52549-1	0.05	0.025	mg/L	U	0.05			Boise	2016
Aqueous Brake Cleaner	Hexachlorobutadiene	180-53469-1	0.05	0.025	mg/L	U	0.05			Chandler	2016
Aqueous Brake Cleaner	Hexachlorobutadiene	180-58663-1	0.05	0.025	mg/L	U	0.05			Charlotte	2016
Aqueous Brake Cleaner	Hexachlorobutadiene	180-54773-1	0.05	0.025	mg/L	U	0.05			Chester	2016
Aqueous Brake Cleaner	Hexachlorobutadiene	180-58670-1	0.05	0.025	mg/L	U	0.05			Clackamas	2016
Aqueous Brake Cleaner	Hexachlorobutadiene	180-58630-1	0.05	0.025	mg/L	U	0.05			Sacramento	2016
Aqueous Brake Cleaner	Hexachlorobutadiene	180-58155-1	0.05	0.025	mg/L	U	0.05			Santa Ana	2016
Aqueous Brake Cleaner	Hexachlorobutadiene	180-56008-1	0.05	0.025	mg/L	U	0.05			St. Pauls	2016
Aqueous Brake Cleaner	Hexachlorobutadiene	180-55123-1	0.05	0.025	mg/L	U	0.05			Syracuse	2016
Aqueous Brake Cleaner	Hexachlorobutadiene	180-58733-1	0.05	0.025	mg/L	U	0.05			Tulsa	2016
Aqueous Brake Cleaner	Hexachlorobutadiene	180-70242-1	0.05	0.025	mg/L	U	0.05			Albuquerque	2017
Aqueous Brake Cleaner	Hexachlorobutadiene	180-65249-1	0.05	0.025	mg/L	U	0.05			Archdale	2017
Aqueous Brake Cleaner	Hexachlorobutadiene	180-65699-1	0.05	0.025	mg/L	U	0.05			Avon	2017
Aqueous Brake Cleaner	Hexachlorobutadiene	180-68705-1	0.05	0.025	mg/L	U	0.05			Boise	2017
Aqueous Brake Cleaner	Hexachlorobutadiene	180-64608-1	0.05	0.025	mg/L	U	0.05			Chandler	2017
Aqueous Brake Cleaner	Hexachlorobutadiene	180-70328-1	0.05	0.025	mg/L	U	0.05			Chesapeake	2017
Aqueous Brake Cleaner	Hexachlorobutadiene	180-69202-1	0.05	0.025	mg/L	U	0.05			Clackamas	2017
Aqueous Brake Cleaner	Hexachlorobutadiene	180-68419-1	0.05	0.025	mg/L	U	0.05			Farmington	2017
Aqueous Brake Cleaner	Hexachlorobutadiene	180-65698-1	0.05	0.025	mg/L	U	0.05			Lackawanna	2017
Aqueous Brake Cleaner	Hexachlorobutadiene	180-68413-1	0.05	0.025	mg/L	U	0.05			Los Angeles	2017
Aqueous Brake Cleaner	Hexachlorobutadiene	180-70393-1	0.05	0.025	mg/L	U	0.05			Raleigh	2017
Aqueous Brake Cleaner	Hexachlorobutadiene	180-70633-1	0.05	0.025	mg/L	U	0.05			Salisbury	2017
Aqueous Brake Cleaner	Hexachlorobutadiene	180-70804-1	0.05	0.025	mg/L	U	0.05			Salisbury	2017
Aqueous Brake Cleaner	Hexachlorobutadiene	180-67800-1	0.05	0.025	mg/L	U	0.05			Santa Ana	2017
Aqueous Brake Cleaner	Hexachlorobutadiene	180-68514-1	0.05	0.025	mg/L	U	0.05			St Pauls	2017
Aqueous Brake Cleaner	Hexachlorobutadiene	180-65397-1	0.05	0.025	mg/L	U	0.05			Syracuse	2017

Aqueous Brake Cleaner	Hexachlorobutadiene	180-64792-1	0.05	0.025	mg/L	U	0.05			Wichita	2017
Aqueous Brake Cleaner	Hexachlorobutadiene	180-70453-1	0.05	0.025	mg/L	U	0.05			Sacramento	2017
Aqueous Brake Cleaner	Hexachlorobutadiene	180-60246-1	0.05	0.025	mg/L	U	0.05			Barre	2017
Aqueous Brake Cleaner	Hexachlorobutadiene	180-59972-1	0.05	0.025	mg/L	U	0.05			Lackawanna	2017
Aqueous Brake Cleaner	Hexachlorobutadiene	180-81149-1	0.05	0.025	mg/L	U	0.05			Albuquerque	2018
Aqueous Brake Cleaner	Hexachlorobutadiene	180-77377-1	0.05	0.025	mg/L	U	0.05			Archdale	2018
Aqueous Brake Cleaner	Hexachlorobutadiene	180-77920-1	0.05	0.025	mg/L	U	0.05			Avon	2018
Aqueous Brake Cleaner	Hexachlorobutadiene	180-81148-1	0.05	0.025	mg/L	U	0.05	37	59	Barre	2018
Aqueous Brake Cleaner	Hexachlorobutadiene	180-77713-1	0.05	0.025	mg/L	U	0.05			Boise	2018
Aqueous Brake Cleaner	Hexachlorobutadiene	180-77388-1	0.05	0.025	mg/L	U	0.05			Chester	2018
Aqueous Brake Cleaner	Hexachlorobutadiene	180-82403-1	0.05	0.025	mg/L	U	0.05			Clackamas	2018
Aqueous Brake Cleaner	Hexachlorobutadiene	180-81147-1	0.05	0.025	mg/L	U	0.05			Farmington	2018
Aqueous Brake Cleaner	Hexachlorobutadiene	180-77068-1	0.05	0.025	mg/L	U	0.05			Lackawanna	2018
Aqueous Brake Cleaner	Hexachlorobutadiene	180-79849-1	0.05	0.025	mg/L	U	0.05			Los Angeles	2018
Aqueous Brake Cleaner	Hexachlorobutadiene	180-79773-1	0.05	0.025	mg/L	U	0.05			Oklahoma City	2018
Aqueous Brake Cleaner	Hexachlorobutadiene	180-78575-1	0.05	0.025	mg/L	U	0.05			Raleigh	2018
Aqueous Brake Cleaner	Hexachlorobutadiene	180-81357-1	0.05	0.025	mg/L	U	0.05			Salisbury	2018
Aqueous Brake Cleaner	Hexachlorobutadiene	180-78621-1	0.05	0.025	mg/L	U	0.05			Santa Ana	2018
Aqueous Brake Cleaner	Hexachlorobutadiene	180-78359-1	0.05	0.025	mg/L	U	0.05			St Pauls	2018
Aqueous Brake Cleaner	Hexachlorobutadiene	180-76586-1	0.05	0.025	mg/L	U	0.05			Syracuse	2018
Aqueous Brake Cleaner	Hexachlorobutadiene	180-76206-1	0.05	0.025	mg/L	U	0.05			Wichita	2018
Aqueous Brake Cleaner	Hexachlorobutadiene	180-72256-1	0.05	0.025	mg/L	U	0.05			Chester	2018
Aqueous Brake Cleaner	Hexachlorobutadiene	180-74699-1	0.05	0.025	mg/L	U	0.05			Oklahoma City	2018
Aqueous Brake Cleaner	Hexachlorobutadiene	180-74214-1	0.05	0.025	mg/L	U	0.05			Tulsa	2018
Aqueous Brake Cleaner	Hexachlorobutadiene	180-58149-1	0.13	0.065	mg/L	U	0.13			Tampa	2016
Aqueous Brake Cleaner	Hexachlorobutadiene	180-79374-1	0.13	0.065	mg/L	U	0.13			Tampa	2018
Aqueous Brake Cleaner	Hexachlorobutadiene	180-74274-1	0.13	0.065	mg/L	U	0.13			Tallahassee	2018
Aqueous Brake Cleaner	Hexachlorobutadiene	180-76917-1	0.2	0.1	mg/L	U	0.2			Chandler	2018
Aqueous Brake Cleaner	Hexachlorobutadiene	180-57952-1	0.25	0.125	mg/L	U	0.25			Los Angeles	2016
Aqueous Brake Cleaner	Hexachlorobutadiene	180-80851-1	2.4	1.2	mg/L	U	2.4			Sacramento	2018
Aqueous Brake Cleaner	Hexachloroethane	180-58746-1	0.05	0.025	mg/L	U	0.05			Albuquerque	2016
Aqueous Brake Cleaner	Hexachloroethane	180-55531-1	0.05	0.025	mg/L	U	0.05			Archdale	2016
Aqueous Brake Cleaner	Hexachloroethane	180-55282-1	0.05	0.025	mg/L	U	0.05			Avon	2016
Aqueous Brake Cleaner	Hexachloroethane	180-52549-1	0.05	0.025	mg/L	U	0.05			Boise	2016
Aqueous Brake Cleaner	Hexachloroethane	180-53469-1	0.05	0.025	mg/L	U	0.05			Chandler	2016
Aqueous Brake Cleaner	Hexachloroethane	180-58663-1	0.05	0.025	mg/L	U	0.05			Charlotte	2016
Aqueous Brake Cleaner	Hexachloroethane	180-54773-1	0.05	0.025	mg/L	U	0.05			Chester	2016
Aqueous Brake Cleaner	Hexachloroethane	180-58670-1	0.05	0.025	mg/L	U	0.05			Clackamas	2016
Aqueous Brake Cleaner	Hexachloroethane	180-58630-1	0.05	0.025	mg/L	U	0.05			Sacramento	2016
Aqueous Brake Cleaner	Hexachloroethane	180-58155-1	0.05	0.025	mg/L	U	0.05			Santa Ana	2016
Aqueous Brake Cleaner	Hexachloroethane	180-56008-1	0.05	0.025	mg/L	U	0.05			St. Pauls	2016
Aqueous Brake Cleaner	Hexachloroethane	180-55123-1	0.05	0.025	mg/L	U	0.05			Syracuse	2016
Aqueous Brake Cleaner	Hexachloroethane	180-58733-1	0.05	0.025	mg/L	U	0.05			Tulsa	2016
Aqueous Brake Cleaner	Hexachloroethane	180-70242-1	0.05	0.025	mg/L	U	0.05			Albuquerque	2017
Aqueous Brake Cleaner	Hexachloroethane	180-65249-1	0.05	0.025	mg/L	U	0.05			Archdale	2017
Aqueous Brake Cleaner	Hexachloroethane	180-65699-1	0.05	0.025	mg/L	U	0.05			Avon	2017
Aqueous Brake Cleaner	Hexachloroethane	180-68705-1	0.05	0.025	mg/L	U	0.05			Boise	2017
Aqueous Brake Cleaner	Hexachloroethane	180-64608-1	0.05	0.025	mg/L	U	0.05			Chandler	2017
Aqueous Brake Cleaner	Hexachloroethane	180-70328-1	0.05	0.025	mg/L	U	0.05			Chesapeake	2017
Aqueous Brake Cleaner	Hexachloroethane	180-69202-1	0.05	0.025	mg/L	U	0.05			Clackamas	2017
Aqueous Brake Cleaner	Hexachloroethane	180-68419-1	0.05	0.025	mg/L	U	0.05			Farmington	2017
Aqueous Brake Cleaner	Hexachloroethane	180-65698-1	0.05	0.025	mg/L	U	0.05			Lackawanna	2017

Aqueous Brake Cleaner	Hexachloroethane	180-68413-1	0.05	0.025	mg/L	U	0.05			Los Angeles	2017
Aqueous Brake Cleaner	Hexachloroethane	180-70393-1	0.05	0.025	mg/L	U	0.05			Raleigh	2017
Aqueous Brake Cleaner	Hexachloroethane	180-70633-1	0.05	0.025	mg/L	U	0.05			Salisbury	2017
Aqueous Brake Cleaner	Hexachloroethane	180-70804-1	0.05	0.025	mg/L	U	0.05			Salisbury	2017
Aqueous Brake Cleaner	Hexachloroethane	180-67800-1	0.05	0.025	mg/L	U	0.05			Santa Ana	2017
Aqueous Brake Cleaner	Hexachloroethane	180-68514-1	0.05	0.025	mg/L	U	0.05			St Pauls	2017
Aqueous Brake Cleaner	Hexachloroethane	180-65397-1	0.05	0.025	mg/L	U	0.05			Syracuse	2017
Aqueous Brake Cleaner	Hexachloroethane	180-64792-1	0.05	0.025	mg/L	U	0.05			Wichita	2017
Aqueous Brake Cleaner	Hexachloroethane	180-70453-1	0.05	0.025	mg/L	U	0.05			Sacramento	2017
Aqueous Brake Cleaner	Hexachloroethane	180-60246-1	0.05	0.025	mg/L	U	0.05			Barre	2017
Aqueous Brake Cleaner	Hexachloroethane	180-59972-1	0.05	0.025	mg/L	U	0.05			Lackawanna	2017
Aqueous Brake Cleaner	Hexachloroethane	180-81149-1	0.05	0.025	mg/L	U	0.05			Albuquerque	2018
Aqueous Brake Cleaner	Hexachloroethane	180-77377-1	0.05	0.025	mg/L	U *	0.05			Archdale	2018
Aqueous Brake Cleaner	Hexachloroethane	180-77920-1	0.05	0.025	mg/L	U	0.05			Avon	2018
Aqueous Brake Cleaner	Hexachloroethane	180-81148-1	0.05	0.025	mg/L	U	0.05	37	59	Barre	2018
Aqueous Brake Cleaner	Hexachloroethane	180-77713-1	0.05	0.025	mg/L	U	0.05			Boise	2018
Aqueous Brake Cleaner	Hexachloroethane	180-77388-1	0.05	0.025	mg/L	U	0.05			Chester	2018
Aqueous Brake Cleaner	Hexachloroethane	180-82403-1	0.05	0.025	mg/L	U	0.05			Clackamas	2018
Aqueous Brake Cleaner	Hexachloroethane	180-81147-1	0.05	0.025	mg/L	U	0.05			Farmington	2018
Aqueous Brake Cleaner	Hexachloroethane	180-77068-1	0.05	0.025	mg/L	U	0.05			Lackawanna	2018
Aqueous Brake Cleaner	Hexachloroethane	180-79849-1	0.05	0.025	mg/L	U	0.05			Los Angeles	2018
Aqueous Brake Cleaner	Hexachloroethane	180-79773-1	0.05	0.025	mg/L	U	0.05			Oklahoma City	2018
Aqueous Brake Cleaner	Hexachloroethane	180-78575-1	0.05	0.025	mg/L	U *	0.05			Raleigh	2018
Aqueous Brake Cleaner	Hexachloroethane	180-81357-1	0.05	0.025	mg/L	U	0.05			Salisbury	2018
Aqueous Brake Cleaner	Hexachloroethane	180-78621-1	0.05	0.025	mg/L	U	0.05			Santa Ana	2018
Aqueous Brake Cleaner	Hexachloroethane	180-78359-1	0.05	0.025	mg/L	U	0.05			St Pauls	2018
Aqueous Brake Cleaner	Hexachloroethane	180-76586-1	0.05	0.025	mg/L	U	0.05			Syracuse	2018
Aqueous Brake Cleaner	Hexachloroethane	180-76206-1	0.05	0.025	mg/L	U	0.05			Wichita	2018
Aqueous Brake Cleaner	Hexachloroethane	180-72256-1	0.05	0.025	mg/L	U	0.05			Chester	2018
Aqueous Brake Cleaner	Hexachloroethane	180-74699-1	0.05	0.025	mg/L	U	0.05			Oklahoma City	2018
Aqueous Brake Cleaner	Hexachloroethane	180-74214-1	0.05	0.025	mg/L	U	0.05			Tulsa	2018
Aqueous Brake Cleaner	Hexachloroethane	180-58149-1	0.13	0.065	mg/L	U	0.13			Tampa	2016
Aqueous Brake Cleaner	Hexachloroethane	180-79374-1	0.13	0.065	mg/L	U	0.13			Tampa	2018
Aqueous Brake Cleaner	Hexachloroethane	180-74274-1	0.13	0.065	mg/L	U	0.13			Tallahassee	2018
Aqueous Brake Cleaner	Hexachloroethane	180-76917-1	0.2	0.1	mg/L	U	0.2			Chandler	2018
Aqueous Brake Cleaner	Hexachloroethane	180-57952-1	0.25	0.125	mg/L	U	0.25			Los Angeles	2016
Aqueous Brake Cleaner	Hexachloroethane	180-80851-1	2.4	1.2	mg/L	U	2.4			Sacramento	2018
Aqueous Brake Cleaner	Lead	180-58670-1	0.033	0.033	mg/L	J	0.1			Clackamas	2016
Aqueous Brake Cleaner	Lead	180-81357-1	0.039	0.039	mg/L	J	0.1			Salisbury	2018
Aqueous Brake Cleaner	Lead	180-80851-1	0.043	0.043	mg/L	J	0.1			Sacramento	2018
Aqueous Brake Cleaner	Lead	180-55531-1	0.1	0.05	mg/L	U	0.1			Archdale	2016
Aqueous Brake Cleaner	Lead	180-52549-1	0.1	0.05	mg/L	U	0.1			Boise	2016
Aqueous Brake Cleaner	Lead	180-53469-1	0.1	0.05	mg/L	U	0.1			Chandler	2016
Aqueous Brake Cleaner	Lead	180-58663-1	0.1	0.05	mg/L	U	0.1			Charlotte	2016
Aqueous Brake Cleaner	Lead	180-57952-1	0.1	0.05	mg/L	U	0.1			Los Angeles	2016
Aqueous Brake Cleaner	Lead	180-58630-1	0.1	0.05	mg/L	U	0.1			Sacramento	2016
Aqueous Brake Cleaner	Lead	180-58155-1	0.1	0.05	mg/L	U	0.1			Santa Ana	2016
Aqueous Brake Cleaner	Lead	180-55123-1	0.1	0.05	mg/L	U	0.1			Syracuse	2016
Aqueous Brake Cleaner	Lead	180-65249-1	0.1	0.05	mg/L	U	0.1			Archdale	2017
Aqueous Brake Cleaner	Lead	180-65699-1	0.1	0.05	mg/L	U	0.1			Avon	2017
Aqueous Brake Cleaner	Lead	180-68705-1	0.1	0.05	mg/L	U	0.1			Boise	2017
Aqueous Brake Cleaner	Lead	180-64608-1	0.1	0.05	mg/L	U	0.1			Chandler	2017

Aqueous Brake Cleaner	Lead	180-69202-1	0.1	0.05	mg/L	U	0.1			Clackamas	2017
Aqueous Brake Cleaner	Lead	180-68419-1	0.1	0.05	mg/L	U	0.1			Farmington	2017
Aqueous Brake Cleaner	Lead	180-65698-1	0.1	0.05	mg/L	U	0.1			Lackawanna	2017
Aqueous Brake Cleaner	Lead	180-70393-1	0.1	0.05	mg/L	U	0.1			Raleigh	2017
Aqueous Brake Cleaner	Lead	180-70633-1	0.1	0.05	mg/L	U	0.1			Salisbury	2017
Aqueous Brake Cleaner	Lead	180-67800-1	0.1	0.05	mg/L	U	0.1			Santa Ana	2017
Aqueous Brake Cleaner	Lead	180-68514-1	0.1	0.05	mg/L	U	0.1			St Pauls	2017
Aqueous Brake Cleaner	Lead	180-65397-1	0.1	0.05	mg/L	U	0.1			Syracuse	2017
Aqueous Brake Cleaner	Lead	180-64792-1	0.1	0.05	mg/L	U	0.1			Wichita	2017
Aqueous Brake Cleaner	Lead	180-70453-1	0.1	0.05	mg/L	U	0.1			Sacramento	2017
Aqueous Brake Cleaner	Lead	180-60246-1	0.1	0.05	mg/L	U	0.1			Barre	2017
Aqueous Brake Cleaner	Lead	180-81149-1	0.1	0.05	mg/L	U	0.1			Albuquerque	2018
Aqueous Brake Cleaner	Lead	180-77377-1	0.1	0.05	mg/L	U	0.1			Archdale	2018
Aqueous Brake Cleaner	Lead	180-77920-1	0.1	0.05	mg/L	U	0.1			Avon	2018
Aqueous Brake Cleaner	Lead	180-81148-1	0.1	0.05	mg/L	U	0.1			Barre	2018
Aqueous Brake Cleaner	Lead	180-76917-1	0.1	0.05	mg/L	U	0.1			Chandler	2018
Aqueous Brake Cleaner	Lead	180-77388-1	0.1	0.05	mg/L	U	0.1			Chester	2018
Aqueous Brake Cleaner	Lead	180-82403-1	0.1	0.05	mg/L	U	0.1			Clackamas	2018
Aqueous Brake Cleaner	Lead	180-81147-1	0.1	0.05	mg/L	U	0.1			Farmington	2018
Aqueous Brake Cleaner	Lead	180-77068-1	0.1	0.05	mg/L	U	0.1			Lackawanna	2018
Aqueous Brake Cleaner	Lead	180-79849-1	0.1	0.05	mg/L	U	0.1			Los Angeles	2018
Aqueous Brake Cleaner	Lead	180-79773-1	0.1	0.05	mg/L	U	0.1	37	59	Oklahoma City	2018
Aqueous Brake Cleaner	Lead	180-78621-1	0.1	0.05	mg/L	U	0.1			Santa Ana	2018
Aqueous Brake Cleaner	Lead	180-78359-1	0.1	0.05	mg/L	U	0.1			St Pauls	2018
Aqueous Brake Cleaner	Lead	180-76206-1	0.1	0.05	mg/L	U	0.1			Wichita	2018
Aqueous Brake Cleaner	Lead	180-74699-1	0.1	0.05	mg/L	U	0.1			Oklahoma City	2018
Aqueous Brake Cleaner	Lead	180-74214-1	0.1	0.05	mg/L	U	0.1			Tulsa	2018
Aqueous Brake Cleaner	Lead	180-72256-1	0.051	0.051	mg/L	J	0.1			Chester	2018
Aqueous Brake Cleaner	Lead	180-70804-1	0.052	0.052	mg/L	J	0.1			Salisbury	2017
Aqueous Brake Cleaner	Lead	180-58746-1	0.057	0.057	mg/L	J	0.1			Albuquerque	2016
Aqueous Brake Cleaner	Lead	180-78575-1	0.072	0.072	mg/L	J	0.1			Raleigh	2018
Aqueous Brake Cleaner	Lead	180-70328-1	0.076	0.076	mg/L	J	0.1			Chesapeake	2017
Aqueous Brake Cleaner	Lead	180-59972-1	0.2	0.1	mg/L	U	0.2			Lackawanna	2017
Aqueous Brake Cleaner	Lead	180-76586-1	0.2	0.1	mg/L	U	0.2			Syracuse	2018
Aqueous Brake Cleaner	Lead	180-70242-1	0.22	0.22	mg/L		0.1			Albuquerque	2017
Aqueous Brake Cleaner	Lead	180-68413-1	0.24	0.24	mg/L		0.1			Los Angeles	2017
Aqueous Brake Cleaner	Lead	180-55282-1	0.5	0.25	mg/L	U	0.5			Avon	2016
Aqueous Brake Cleaner	Lead	180-54773-1	0.5	0.25	mg/L	U	0.5			Chester	2016
Aqueous Brake Cleaner	Lead	180-58733-1	0.5	0.25	mg/L	U	0.5			Tulsa	2016
Aqueous Brake Cleaner	Lead	180-58149-1	1	0.5	mg/L	U	1			Tampa	2016
Aqueous Brake Cleaner	Lead	180-77713-1	1	0.5	mg/L	U	1			Boise	2018
Aqueous Brake Cleaner	Lead	180-79374-1	1	0.5	mg/L	U	1			Tampa	2018
Aqueous Brake Cleaner	Lead	180-74274-1	1	0.5	mg/L	U	1			Tallahassee	2018
Aqueous Brake Cleaner	Lead	180-56008-1	0.59	0.59	mg/L		0.1			St. Pauls	2016
Aqueous Brake Cleaner	Mercury	180-70633-1	0.0002	0.0001	mg/L	U	0.0002			Salisbury	2017
Aqueous Brake Cleaner	Mercury	180-79773-1	0.0002	0.0001	mg/L	U	0.0002			Oklahoma City	2018
Aqueous Brake Cleaner	Mercury	180-65699-1	0.001	0.0005	mg/L	U	0.001			Avon	2017
Aqueous Brake Cleaner	Mercury	180-65698-1	0.001	0.0005	mg/L	U	0.001			Lackawanna	2017
Aqueous Brake Cleaner	Mercury	180-74699-1	0.001	0.0005	mg/L	U	0.001			Oklahoma City	2018
Aqueous Brake Cleaner	Mercury	180-56008-1	0.00054	0.00054	mg/L	J B	0.002			St. Pauls	2016
Aqueous Brake Cleaner	Mercury	180-55282-1	0.00092	0.00092	mg/L	J B	0.002			Avon	2016
Aqueous Brake Cleaner	Mercury	180-58746-1	0.002	0.001	mg/L	U	0.002			Albuquerque	2016

Aqueous Brake Cleaner	Mercury	180-55531-1	0.002	0.001	mg/L	U	0.002			Archdale	2016
Aqueous Brake Cleaner	Mercury	180-52549-1	0.002	0.001	mg/L	U	0.002			Boise	2016
Aqueous Brake Cleaner	Mercury	180-53469-1	0.002	0.001	mg/L	U	0.002			Chandler	2016
Aqueous Brake Cleaner	Mercury	180-58663-1	0.002	0.001	mg/L	U	0.002			Charlotte	2016
Aqueous Brake Cleaner	Mercury	180-54773-1	0.002	0.001	mg/L	U	0.002			Chester	2016
Aqueous Brake Cleaner	Mercury	180-58670-1	0.002	0.001	mg/L	U	0.002			Clackamas	2016
Aqueous Brake Cleaner	Mercury	180-57952-1	0.002	0.001	mg/L	U	0.002			Los Angeles	2016
Aqueous Brake Cleaner	Mercury	180-58630-1	0.002	0.001	mg/L	U	0.002			Sacramento	2016
Aqueous Brake Cleaner	Mercury	180-58155-1	0.002	0.001	mg/L	U	0.002			Santa Ana	2016
Aqueous Brake Cleaner	Mercury	180-55123-1	0.002	0.001	mg/L	U	0.002			Syracuse	2016
Aqueous Brake Cleaner	Mercury	180-58733-1	0.002	0.001	mg/L	U	0.002			Tulsa	2016
Aqueous Brake Cleaner	Mercury	180-70242-1	0.002	0.001	mg/L	U	0.002			Albuquerque	2017
Aqueous Brake Cleaner	Mercury	180-65249-1	0.002	0.001	mg/L	U	0.002			Archdale	2017
Aqueous Brake Cleaner	Mercury	180-68705-1	0.002	0.001	mg/L	U	0.002			Boise	2017
Aqueous Brake Cleaner	Mercury	180-64608-1	0.002	0.001	mg/L	U	0.002			Chandler	2017
Aqueous Brake Cleaner	Mercury	180-69202-1	0.002	0.001	mg/L	U	0.002			Clackamas	2017
Aqueous Brake Cleaner	Mercury	180-68419-1	0.002	0.001	mg/L	U	0.002			Farmington	2017
Aqueous Brake Cleaner	Mercury	180-68413-1	0.002	0.001	mg/L	U	0.002			Los Angeles	2017
Aqueous Brake Cleaner	Mercury	180-70804-1	0.002	0.001	mg/L	U	0.002			Salisbury	2017
Aqueous Brake Cleaner	Mercury	180-67800-1	0.002	0.001	mg/L	U	0.002			Santa Ana	2017
Aqueous Brake Cleaner	Mercury	180-68514-1	0.002	0.001	mg/L	U	0.002			St Pauls	2017
Aqueous Brake Cleaner	Mercury	180-65397-1	0.002	0.001	mg/L	U	0.002			Syracuse	2017
Aqueous Brake Cleaner	Mercury	180-64792-1	0.002	0.001	mg/L	U	0.002			Wichita	2017
Aqueous Brake Cleaner	Mercury	180-70453-1	0.002	0.001	mg/L	U	0.002			Sacramento	2017
Aqueous Brake Cleaner	Mercury	180-60246-1	0.002	0.001	mg/L	U	0.002			Barre	2017
Aqueous Brake Cleaner	Mercury	180-59972-1	0.002	0.001	mg/L	U F1 F2	0.002			Lackawanna	2017
Aqueous Brake Cleaner	Mercury	180-81149-1	0.002	0.001	mg/L	U	0.002			Albuquerque	2018
Aqueous Brake Cleaner	Mercury	180-77377-1	0.002	0.001	mg/L	U	0.002			Archdale	2018
Aqueous Brake Cleaner	Mercury	180-77920-1	0.002	0.001	mg/L	U F1	0.002	37	59	Avon	2018
Aqueous Brake Cleaner	Mercury	180-81148-1	0.002	0.001	mg/L	U	0.002			Barre	2018
Aqueous Brake Cleaner	Mercury	180-77713-1	0.002	0.001	mg/L	U	0.002			Boise	2018
Aqueous Brake Cleaner	Mercury	180-76917-1	0.002	0.001	mg/L	U	0.002			Chandler	2018
Aqueous Brake Cleaner	Mercury	180-77388-1	0.002	0.001	mg/L	U	0.002			Chester	2018
Aqueous Brake Cleaner	Mercury	180-82403-1	0.002	0.001	mg/L	U	0.002			Clackamas	2018
Aqueous Brake Cleaner	Mercury	180-81147-1	0.002	0.001	mg/L	U	0.002			Farmington	2018
Aqueous Brake Cleaner	Mercury	180-77068-1	0.002	0.001	mg/L	U	0.002			Lackawanna	2018
Aqueous Brake Cleaner	Mercury	180-79849-1	0.002	0.001	mg/L	U	0.002			Los Angeles	2018
Aqueous Brake Cleaner	Mercury	180-78575-1	0.002	0.001	mg/L	U	0.002			Raleigh	2018
Aqueous Brake Cleaner	Mercury	180-80851-1	0.002	0.001	mg/L	U	0.002			Sacramento	2018
Aqueous Brake Cleaner	Mercury	180-81357-1	0.002	0.001	mg/L	U	0.002			Salisbury	2018
Aqueous Brake Cleaner	Mercury	180-78621-1	0.002	0.001	mg/L	U	0.002			Santa Ana	2018
Aqueous Brake Cleaner	Mercury	180-76586-1	0.002	0.001	mg/L	U	0.002			Syracuse	2018
Aqueous Brake Cleaner	Mercury	180-76206-1	0.002	0.001	mg/L	U	0.002			Wichita	2018
Aqueous Brake Cleaner	Mercury	180-72256-1	0.002	0.001	mg/L	U	0.002			Chester	2018
Aqueous Brake Cleaner	Mercury	180-74214-1	0.002	0.001	mg/L	U	0.002			Tulsa	2018
Aqueous Brake Cleaner	Mercury	180-70328-1	0.01	0.005	mg/L	U	0.01			Chesapeake	2017
Aqueous Brake Cleaner	Mercury	180-70393-1	0.01	0.005	mg/L	U	0.01			Raleigh	2017
Aqueous Brake Cleaner	Mercury	180-78359-1	0.01	0.005	mg/L	U	0.01			St Pauls	2018
Aqueous Brake Cleaner	Mercury	180-58149-1	0.033	0.0165	mg/L	U	0.033			Tampa	2016
Aqueous Brake Cleaner	Mercury	180-79374-1	0.033	0.0165	mg/L	U	0.033			Tampa	2018
Aqueous Brake Cleaner	Mercury	180-74274-1	0.033	0.0165	mg/L	U	0.033			Tallahassee	2018
Aqueous Brake Cleaner	Methylphenol, 3 & 4	180-58746-1	0.05	0.025	mg/L	U	0.05			Albuquerque	2016

Aqueous Brake Cleaner	Methylphenol, 3 & 4	180-55531-1	0.05	0.025	mg/L	U	0.05			Archdale	2016
Aqueous Brake Cleaner	Methylphenol, 3 & 4	180-55282-1	0.05	0.025	mg/L	U	0.05			Avon	2016
Aqueous Brake Cleaner	Methylphenol, 3 & 4	180-52549-1	0.05	0.025	mg/L	U	0.05			Boise	2016
Aqueous Brake Cleaner	Methylphenol, 3 & 4	180-53469-1	0.05	0.025	mg/L	U	0.05			Chandler	2016
Aqueous Brake Cleaner	Methylphenol, 3 & 4	180-58663-1	0.05	0.025	mg/L	U	0.05			Charlotte	2016
Aqueous Brake Cleaner	Methylphenol, 3 & 4	180-54773-1	0.05	0.025	mg/L	U	0.05			Chester	2016
Aqueous Brake Cleaner	Methylphenol, 3 & 4	180-58670-1	0.05	0.025	mg/L	U	0.05			Clackamas	2016
Aqueous Brake Cleaner	Methylphenol, 3 & 4	180-58630-1	0.05	0.025	mg/L	U	0.05			Sacramento	2016
Aqueous Brake Cleaner	Methylphenol, 3 & 4	180-58155-1	0.05	0.025	mg/L	U	0.05			Santa Ana	2016
Aqueous Brake Cleaner	Methylphenol, 3 & 4	180-56008-1	0.05	0.025	mg/L	U	0.05			St. Pauls	2016
Aqueous Brake Cleaner	Methylphenol, 3 & 4	180-55123-1	0.05	0.025	mg/L	U	0.05			Syracuse	2016
Aqueous Brake Cleaner	Methylphenol, 3 & 4	180-58733-1	0.05	0.025	mg/L	U	0.05			Tulsa	2016
Aqueous Brake Cleaner	Methylphenol, 3 & 4	180-70242-1	0.05	0.025	mg/L	U	0.05			Albuquerque	2017
Aqueous Brake Cleaner	Methylphenol, 3 & 4	180-65249-1	0.05	0.025	mg/L	U	0.05			Archdale	2017
Aqueous Brake Cleaner	Methylphenol, 3 & 4	180-65699-1	0.05	0.025	mg/L	U	0.05			Avon	2017
Aqueous Brake Cleaner	Methylphenol, 3 & 4	180-68705-1	0.05	0.025	mg/L	U	0.05			Boise	2017
Aqueous Brake Cleaner	Methylphenol, 3 & 4	180-64608-1	0.05	0.025	mg/L	U	0.05			Chandler	2017
Aqueous Brake Cleaner	Methylphenol, 3 & 4	180-70328-1	0.05	0.025	mg/L	U	0.05			Chesapeake	2017
Aqueous Brake Cleaner	Methylphenol, 3 & 4	180-69202-1	0.05	0.025	mg/L	U	0.05			Clackamas	2017
Aqueous Brake Cleaner	Methylphenol, 3 & 4	180-68419-1	0.05	0.025	mg/L	U	0.05			Farmington	2017
Aqueous Brake Cleaner	Methylphenol, 3 & 4	180-65698-1	0.05	0.025	mg/L	U	0.05			Lackawanna	2017
Aqueous Brake Cleaner	Methylphenol, 3 & 4	180-68413-1	0.05	0.025	mg/L	U	0.05			Los Angeles	2017
Aqueous Brake Cleaner	Methylphenol, 3 & 4	180-70393-1	0.05	0.025	mg/L	U	0.05			Raleigh	2017
Aqueous Brake Cleaner	Methylphenol, 3 & 4	180-70633-1	0.05	0.025	mg/L	U	0.05			Salisbury	2017
Aqueous Brake Cleaner	Methylphenol, 3 & 4	180-70804-1	0.05	0.025	mg/L	U	0.05			Salisbury	2017
Aqueous Brake Cleaner	Methylphenol, 3 & 4	180-67800-1	0.05	0.025	mg/L	U	0.05			Santa Ana	2017
Aqueous Brake Cleaner	Methylphenol, 3 & 4	180-68514-1	0.05	0.025	mg/L	U	0.05			St Pauls	2017
Aqueous Brake Cleaner	Methylphenol, 3 & 4	180-65397-1	0.05	0.025	mg/L	U	0.05			Syracuse	2017
Aqueous Brake Cleaner	Methylphenol, 3 & 4	180-64792-1	0.05	0.025	mg/L	U	0.05			Wichita	2017
Aqueous Brake Cleaner	Methylphenol, 3 & 4	180-70453-1	0.05	0.025	mg/L	U	0.05			Sacramento	2017
Aqueous Brake Cleaner	Methylphenol, 3 & 4	180-60246-1	0.05	0.025	mg/L	U	0.05			Barre	2017
Aqueous Brake Cleaner	Methylphenol, 3 & 4	180-59972-1	0.05	0.025	mg/L	U	0.05			Lackawanna	2017
Aqueous Brake Cleaner	Methylphenol, 3 & 4	180-81149-1	0.05	0.025	mg/L	U	0.05			Albuquerque	2018
Aqueous Brake Cleaner	Methylphenol, 3 & 4	180-77377-1	0.05	0.025	mg/L	U *	0.05			Archdale	2018
Aqueous Brake Cleaner	Methylphenol, 3 & 4	180-77920-1	0.05	0.025	mg/L	U	0.05			Avon	2018
Aqueous Brake Cleaner	Methylphenol, 3 & 4	180-81148-1	0.05	0.025	mg/L	U	0.05	37	59	Barre	2018
Aqueous Brake Cleaner	Methylphenol, 3 & 4	180-77713-1	0.05	0.025	mg/L	U	0.05			Boise	2018
Aqueous Brake Cleaner	Methylphenol, 3 & 4	180-77388-1	0.05	0.025	mg/L	U	0.05			Chester	2018
Aqueous Brake Cleaner	Methylphenol, 3 & 4	180-82403-1	0.05	0.025	mg/L	U	0.05			Clackamas	2018
Aqueous Brake Cleaner	Methylphenol, 3 & 4	180-81147-1	0.05	0.025	mg/L	U	0.05			Farmington	2018
Aqueous Brake Cleaner	Methylphenol, 3 & 4	180-77068-1	0.05	0.025	mg/L	U	0.05			Lackawanna	2018
Aqueous Brake Cleaner	Methylphenol, 3 & 4	180-79849-1	0.05	0.025	mg/L	U	0.05			Los Angeles	2018
Aqueous Brake Cleaner	Methylphenol, 3 & 4	180-79773-1	0.05	0.025	mg/L	U	0.05			Oklahoma City	2018
Aqueous Brake Cleaner	Methylphenol, 3 & 4	180-78575-1	0.05	0.025	mg/L	U *	0.05			Raleigh	2018
Aqueous Brake Cleaner	Methylphenol, 3 & 4	180-81357-1	0.05	0.025	mg/L	U	0.05			Salisbury	2018
Aqueous Brake Cleaner	Methylphenol, 3 & 4	180-78621-1	0.05	0.025	mg/L	U	0.05			Santa Ana	2018
Aqueous Brake Cleaner	Methylphenol, 3 & 4	180-78359-1	0.05	0.025	mg/L	U	0.05			St Pauls	2018
Aqueous Brake Cleaner	Methylphenol, 3 & 4	180-76586-1	0.05	0.025	mg/L	U	0.05			Syracuse	2018
Aqueous Brake Cleaner	Methylphenol, 3 & 4	180-76206-1	0.05	0.025	mg/L	U	0.05			Wichita	2018
Aqueous Brake Cleaner	Methylphenol, 3 & 4	180-72256-1	0.05	0.025	mg/L	U	0.05			Chester	2018
Aqueous Brake Cleaner	Methylphenol, 3 & 4	180-74699-1	0.05	0.025	mg/L	U	0.05			Oklahoma City	2018
Aqueous Brake Cleaner	Methylphenol, 3 & 4	180-74214-1	0.05	0.025	mg/L	U	0.05			Tulsa	2018

Aqueous Brake Cleaner	Methylphenol, 3 & 4	180-76917-1	0.2	0.1	mg/L	U	0.2			Chandler	2018
Aqueous Brake Cleaner	Methylphenol, 3 & 4	180-57952-1	0.25	0.125	mg/L	U	0.25			Los Angeles	2016
Aqueous Brake Cleaner	Methylphenol, 3 & 4	180-58149-1	1	0.5	mg/L	U	1			Tampa	2016
Aqueous Brake Cleaner	Methylphenol, 3 & 4	180-79374-1	1	0.5	mg/L	U	1			Tampa	2018
Aqueous Brake Cleaner	Methylphenol, 3 & 4	180-74274-1	1	0.5	mg/L	U	1			Tallahassee	2018
Aqueous Brake Cleaner	Methylphenol, 3 & 4	180-80851-1	2.4	1.2	mg/L	U	2.4			Sacramento	2018
Aqueous Brake Cleaner	Nitrobenzene	180-58746-1	0.05	0.025	mg/L	U	0.05			Albuquerque	2016
Aqueous Brake Cleaner	Nitrobenzene	180-55531-1	0.05	0.025	mg/L	U	0.05			Archdale	2016
Aqueous Brake Cleaner	Nitrobenzene	180-55282-1	0.05	0.025	mg/L	U	0.05			Avon	2016
Aqueous Brake Cleaner	Nitrobenzene	180-52549-1	0.05	0.025	mg/L	U	0.05			Boise	2016
Aqueous Brake Cleaner	Nitrobenzene	180-53469-1	0.05	0.025	mg/L	U	0.05			Chandler	2016
Aqueous Brake Cleaner	Nitrobenzene	180-58663-1	0.05	0.025	mg/L	U	0.05			Charlotte	2016
Aqueous Brake Cleaner	Nitrobenzene	180-54773-1	0.05	0.025	mg/L	U	0.05			Chester	2016
Aqueous Brake Cleaner	Nitrobenzene	180-58670-1	0.05	0.025	mg/L	U	0.05			Clackamas	2016
Aqueous Brake Cleaner	Nitrobenzene	180-58630-1	0.05	0.025	mg/L	U	0.05			Sacramento	2016
Aqueous Brake Cleaner	Nitrobenzene	180-58155-1	0.05	0.025	mg/L	U	0.05			Santa Ana	2016
Aqueous Brake Cleaner	Nitrobenzene	180-56008-1	0.05	0.025	mg/L	U	0.05			St. Pauls	2016
Aqueous Brake Cleaner	Nitrobenzene	180-55123-1	0.05	0.025	mg/L	U	0.05			Syracuse	2016
Aqueous Brake Cleaner	Nitrobenzene	180-58733-1	0.05	0.025	mg/L	U	0.05			Tulsa	2016
Aqueous Brake Cleaner	Nitrobenzene	180-70242-1	0.05	0.025	mg/L	U	0.05			Albuquerque	2017
Aqueous Brake Cleaner	Nitrobenzene	180-65249-1	0.05	0.025	mg/L	U	0.05			Archdale	2017
Aqueous Brake Cleaner	Nitrobenzene	180-65699-1	0.05	0.025	mg/L	U	0.05			Avon	2017
Aqueous Brake Cleaner	Nitrobenzene	180-68705-1	0.05	0.025	mg/L	U	0.05			Boise	2017
Aqueous Brake Cleaner	Nitrobenzene	180-64608-1	0.05	0.025	mg/L	U	0.05			Chandler	2017
Aqueous Brake Cleaner	Nitrobenzene	180-70328-1	0.05	0.025	mg/L	U	0.05			Chesapeake	2017
Aqueous Brake Cleaner	Nitrobenzene	180-69202-1	0.05	0.025	mg/L	U	0.05			Clackamas	2017
Aqueous Brake Cleaner	Nitrobenzene	180-68419-1	0.05	0.025	mg/L	U	0.05			Farmington	2017
Aqueous Brake Cleaner	Nitrobenzene	180-65698-1	0.05	0.025	mg/L	U	0.05			Lackawanna	2017
Aqueous Brake Cleaner	Nitrobenzene	180-68413-1	0.05	0.025	mg/L	U	0.05			Los Angeles	2017
Aqueous Brake Cleaner	Nitrobenzene	180-70393-1	0.05	0.025	mg/L	U	0.05			Raleigh	2017
Aqueous Brake Cleaner	Nitrobenzene	180-70633-1	0.05	0.025	mg/L	U	0.05			Salisbury	2017
Aqueous Brake Cleaner	Nitrobenzene	180-70804-1	0.05	0.025	mg/L	U	0.05			Salisbury	2017
Aqueous Brake Cleaner	Nitrobenzene	180-67800-1	0.05	0.025	mg/L	U	0.05			Santa Ana	2017
Aqueous Brake Cleaner	Nitrobenzene	180-68514-1	0.05	0.025	mg/L	U	0.05			St Pauls	2017
Aqueous Brake Cleaner	Nitrobenzene	180-65397-1	0.05	0.025	mg/L	U	0.05			Syracuse	2017
Aqueous Brake Cleaner	Nitrobenzene	180-64792-1	0.05	0.025	mg/L	U	0.05			Wichita	2017
Aqueous Brake Cleaner	Nitrobenzene	180-70453-1	0.05	0.025	mg/L	U	0.05			Sacramento	2017
Aqueous Brake Cleaner	Nitrobenzene	180-60246-1	0.05	0.025	mg/L	U	0.05			Barre	2017
Aqueous Brake Cleaner	Nitrobenzene	180-59972-1	0.05	0.025	mg/L	U	0.05			Lackawanna	2017
Aqueous Brake Cleaner	Nitrobenzene	180-81149-1	0.05	0.025	mg/L	U	0.05			Albuquerque	2018
Aqueous Brake Cleaner	Nitrobenzene	180-77377-1	0.05	0.025	mg/L	U	0.05			Archdale	2018
Aqueous Brake Cleaner	Nitrobenzene	180-77920-1	0.05	0.025	mg/L	U	0.05			Avon	2018
Aqueous Brake Cleaner	Nitrobenzene	180-81148-1	0.05	0.025	mg/L	U	0.05	37	59	Barre	2018
Aqueous Brake Cleaner	Nitrobenzene	180-77713-1	0.05	0.025	mg/L	U	0.05			Boise	2018
Aqueous Brake Cleaner	Nitrobenzene	180-77388-1	0.05	0.025	mg/L	U	0.05			Chester	2018
Aqueous Brake Cleaner	Nitrobenzene	180-82403-1	0.05	0.025	mg/L	U	0.05			Clackamas	2018
Aqueous Brake Cleaner	Nitrobenzene	180-81147-1	0.05	0.025	mg/L	U	0.05			Farmington	2018
Aqueous Brake Cleaner	Nitrobenzene	180-77068-1	0.05	0.025	mg/L	U	0.05			Lackawanna	2018
Aqueous Brake Cleaner	Nitrobenzene	180-79849-1	0.05	0.025	mg/L	U	0.05			Los Angeles	2018
Aqueous Brake Cleaner	Nitrobenzene	180-79773-1	0.05	0.025	mg/L	U *	0.05			Oklahoma City	2018
Aqueous Brake Cleaner	Nitrobenzene	180-78575-1	0.05	0.025	mg/L	U	0.05			Raleigh	2018
Aqueous Brake Cleaner	Nitrobenzene	180-81357-1	0.05	0.025	mg/L	U	0.05			Salisbury	2018

Aqueous Brake Cleaner	Nitrobenzene	180-78621-1	0.05	0.025	mg/L	U	0.05			Santa Ana	2018
Aqueous Brake Cleaner	Nitrobenzene	180-78359-1	0.05	0.025	mg/L	U	0.05			St Pauls	2018
Aqueous Brake Cleaner	Nitrobenzene	180-76586-1	0.05	0.025	mg/L	U	0.05			Syracuse	2018
Aqueous Brake Cleaner	Nitrobenzene	180-76206-1	0.05	0.025	mg/L	U	0.05			Wichita	2018
Aqueous Brake Cleaner	Nitrobenzene	180-72256-1	0.05	0.025	mg/L	U	0.05			Chester	2018
Aqueous Brake Cleaner	Nitrobenzene	180-74699-1	0.05	0.025	mg/L	U	0.05			Oklahoma City	2018
Aqueous Brake Cleaner	Nitrobenzene	180-74214-1	0.05	0.025	mg/L	U	0.05			Tulsa	2018
Aqueous Brake Cleaner	Nitrobenzene	180-76917-1	0.2	0.1	mg/L	U	0.2			Chandler	2018
Aqueous Brake Cleaner	Nitrobenzene	180-57952-1	0.25	0.125	mg/L	U	0.25			Los Angeles	2016
Aqueous Brake Cleaner	Nitrobenzene	180-58149-1	1	0.5	mg/L	U	1			Tampa	2016
Aqueous Brake Cleaner	Nitrobenzene	180-79374-1	1	0.5	mg/L	U	1			Tampa	2018
Aqueous Brake Cleaner	Nitrobenzene	180-74274-1	1	0.5	mg/L	U	1			Tallahassee	2018
Aqueous Brake Cleaner	Nitrobenzene	180-80851-1	2.4	1.2	mg/L	U	2.4			Sacramento	2018
Aqueous Brake Cleaner	Pentachlorophenol	180-58149-1	0.13	0.065	mg/L	U	0.13			Tampa	2016
Aqueous Brake Cleaner	Pentachlorophenol	180-79374-1	0.13	0.065	mg/L	U	0.13			Tampa	2018
Aqueous Brake Cleaner	Pentachlorophenol	180-74274-1	0.13	0.065	mg/L	U	0.13			Tallahassee	2018
Aqueous Brake Cleaner	Pentachlorophenol	180-58746-1	0.25	0.125	mg/L	U	0.25			Albuquerque	2016
Aqueous Brake Cleaner	Pentachlorophenol	180-55531-1	0.25	0.125	mg/L	U *	0.25			Archdale	2016
Aqueous Brake Cleaner	Pentachlorophenol	180-55282-1	0.25	0.125	mg/L	U	0.25			Avon	2016
Aqueous Brake Cleaner	Pentachlorophenol	180-52549-1	0.25	0.125	mg/L	U	0.25			Boise	2016
Aqueous Brake Cleaner	Pentachlorophenol	180-53469-1	0.25	0.125	mg/L	U	0.25			Chandler	2016
Aqueous Brake Cleaner	Pentachlorophenol	180-58663-1	0.25	0.125	mg/L	U	0.25			Charlotte	2016
Aqueous Brake Cleaner	Pentachlorophenol	180-54773-1	0.25	0.125	mg/L	U	0.25			Chester	2016
Aqueous Brake Cleaner	Pentachlorophenol	180-58670-1	0.25	0.125	mg/L	U	0.25			Clackamas	2016
Aqueous Brake Cleaner	Pentachlorophenol	180-58630-1	0.25	0.125	mg/L	U	0.25			Sacramento	2016
Aqueous Brake Cleaner	Pentachlorophenol	180-58155-1	0.25	0.125	mg/L	U	0.25			Santa Ana	2016
Aqueous Brake Cleaner	Pentachlorophenol	180-56008-1	0.25	0.125	mg/L	U	0.25			St. Pauls	2016
Aqueous Brake Cleaner	Pentachlorophenol	180-55123-1	0.25	0.125	mg/L	U	0.25			Syracuse	2016
Aqueous Brake Cleaner	Pentachlorophenol	180-58733-1	0.25	0.125	mg/L	U	0.25			Tulsa	2016
Aqueous Brake Cleaner	Pentachlorophenol	180-70242-1	0.25	0.125	mg/L	U *	0.25			Albuquerque	2017
Aqueous Brake Cleaner	Pentachlorophenol	180-65249-1	0.25	0.125	mg/L	U	0.25			Archdale	2017
Aqueous Brake Cleaner	Pentachlorophenol	180-65699-1	0.25	0.125	mg/L	U	0.25			Avon	2017
Aqueous Brake Cleaner	Pentachlorophenol	180-68705-1	0.25	0.125	mg/L	U	0.25			Boise	2017
Aqueous Brake Cleaner	Pentachlorophenol	180-64608-1	0.25	0.125	mg/L	U	0.25			Chandler	2017
Aqueous Brake Cleaner	Pentachlorophenol	180-70328-1	0.25	0.125	mg/L	U	0.25			Chesapeake	2017
Aqueous Brake Cleaner	Pentachlorophenol	180-69202-1	0.25	0.125	mg/L	U	0.25			Clackamas	2017
Aqueous Brake Cleaner	Pentachlorophenol	180-68419-1	0.25	0.125	mg/L	U *	0.25			Farmington	2017
Aqueous Brake Cleaner	Pentachlorophenol	180-65698-1	0.25	0.125	mg/L	U	0.25			Lackawanna	2017
Aqueous Brake Cleaner	Pentachlorophenol	180-68413-1	0.25	0.125	mg/L	U *	0.25			Los Angeles	2017
Aqueous Brake Cleaner	Pentachlorophenol	180-70393-1	0.25	0.125	mg/L	U	0.25			Raleigh	2017
Aqueous Brake Cleaner	Pentachlorophenol	180-70633-1	0.25	0.125	mg/L	U	0.25			Salisbury	2017
Aqueous Brake Cleaner	Pentachlorophenol	180-70804-1	0.25	0.125	mg/L	U	0.25			Salisbury	2017
Aqueous Brake Cleaner	Pentachlorophenol	180-67800-1	0.25	0.125	mg/L	U	0.25			Santa Ana	2017
Aqueous Brake Cleaner	Pentachlorophenol	180-68514-1	0.25	0.125	mg/L	U	0.25			St Pauls	2017
Aqueous Brake Cleaner	Pentachlorophenol	180-65397-1	0.25	0.125	mg/L	U	0.25			Syracuse	2017
Aqueous Brake Cleaner	Pentachlorophenol	180-64792-1	0.25	0.125	mg/L	U *	0.25			Wichita	2017
Aqueous Brake Cleaner	Pentachlorophenol	180-70453-1	0.25	0.125	mg/L	U	0.25			Sacramento	2017
Aqueous Brake Cleaner	Pentachlorophenol	180-60246-1	0.25	0.125	mg/L	U	0.25			Barre	2017
Aqueous Brake Cleaner	Pentachlorophenol	180-59972-1	0.25	0.125	mg/L	U	0.25			Lackawanna	2017
Aqueous Brake Cleaner	**Pentachlorophenol**	**180-81149-1**	**0.25**	**0.125**	**mg/L**	**U**	**0.25**	**37**	**59**	**Albuquerque**	**2018**
Aqueous Brake Cleaner	Pentachlorophenol	180-77377-1	0.25	0.125	mg/L	U	0.25			Archdale	2018
Aqueous Brake Cleaner	Pentachlorophenol	180-77920-1	0.25	0.125	mg/L	U	0.25			Avon	2018

Aqueous Brake Cleaner	Pentachlorophenol	180-81148-1	0.25	0.125	mg/L	U	0.25	Barre	2018
Aqueous Brake Cleaner	Pentachlorophenol	180-77713-1	0.25	0.125	mg/L	U	0.25	Boise	2018
Aqueous Brake Cleaner	Pentachlorophenol	180-77388-1	0.25	0.125	mg/L	U	0.25	Chester	2018
Aqueous Brake Cleaner	Pentachlorophenol	180-82403-1	0.25	0.125	mg/L	U	0.25	Clackamas	2018
Aqueous Brake Cleaner	Pentachlorophenol	180-81147-1	0.25	0.125	mg/L	U	0.25	Farmington	2018
Aqueous Brake Cleaner	Pentachlorophenol	180-77068-1	0.25	0.125	mg/L	U	0.25	Lackawanna	2018
Aqueous Brake Cleaner	Pentachlorophenol	180-79849-1	0.25	0.125	mg/L	U	0.25	Los Angeles	2018
Aqueous Brake Cleaner	Pentachlorophenol	180-79773-1	0.25	0.125	mg/L	U	0.25	Oklahoma City	2018
Aqueous Brake Cleaner	Pentachlorophenol	180-78575-1	0.25	0.125	mg/L	U	0.25	Raleigh	2018
Aqueous Brake Cleaner	Pentachlorophenol	180-81357-1	0.25	0.125	mg/L	U	0.25	Salisbury	2018
Aqueous Brake Cleaner	Pentachlorophenol	180-78621-1	0.25	0.125	mg/L	U	0.25	Santa Ana	2018
Aqueous Brake Cleaner	Pentachlorophenol	180-78359-1	0.25	0.125	mg/L	U	0.25	St Pauls	2018
Aqueous Brake Cleaner	Pentachlorophenol	180-76586-1	0.25	0.125	mg/L	U	0.25	Syracuse	2018
Aqueous Brake Cleaner	Pentachlorophenol	180-76206-1	0.25	0.125	mg/L	U	0.25	Wichita	2018
Aqueous Brake Cleaner	Pentachlorophenol	180-72256-1	0.25	0.125	mg/L	U	0.25	Chester	2018
Aqueous Brake Cleaner	Pentachlorophenol	180-74699-1	0.25	0.125	mg/L	U	0.25	Oklahoma City	2018
Aqueous Brake Cleaner	Pentachlorophenol	180-74214-1	0.25	0.125	mg/L	U *	0.25	Tulsa	2018
Aqueous Brake Cleaner	Pentachlorophenol	180-76917-1	1	0.5	mg/L	U	1	Chandler	2018
Aqueous Brake Cleaner	Pentachlorophenol	180-57952-1	1.3	0.65	mg/L	U	1.3	Los Angeles	2016
Aqueous Brake Cleaner	Pentachlorophenol	180-80851-1	12	6	mg/L	U	12	Sacramento	2018
Aqueous Brake Cleaner	pH	180-81148-1	6.7	6.7	SU	HF	0.1	Barre	2018
Aqueous Brake Cleaner	pH	180-65397-1	7	7	SU	HF	0.1	Syracuse	2017
Aqueous Brake Cleaner	pH	180-78621-1	7.4	7.4	SU	HF	0.1	Santa Ana	2018
Aqueous Brake Cleaner	pH	180-79374-1	7.5	7.5	SU	HF	0.1	Tampa	2018
Aqueous Brake Cleaner	pH	180-76206-1	7.6	7.6	SU	HF	0.1	Wichita	2018
Aqueous Brake Cleaner	pH	180-69202-1	7.7	7.7	SU	HF	0.1	Clackamas	2017
Aqueous Brake Cleaner	pH	180-64792-1	7.7	7.7	SU	HF	0.1	Wichita	2017
Aqueous Brake Cleaner	pH	180-76917-1	7.7	7.7	SU	HF	0.1	Chandler	2018
Aqueous Brake Cleaner	pH	180-55531-1	7.75	7.75	No Units	HF	0.1	Archdale	2016
Aqueous Brake Cleaner	pH	180-56008-1	7.76	7.76	No Units	HF	0.1	St. Pauls	2016
Aqueous Brake Cleaner	pH	180-70453-1	7.8	7.8	SU	HF	0.1	Sacramento	2017
Aqueous Brake Cleaner	pH	180-79849-1	7.8	7.8	SU	HF	0.1	Los Angeles	2018
Aqueous Brake Cleaner	pH	180-54773-1	7.81	7.81	No Units	HF	0.1	Chester	2016
Aqueous Brake Cleaner	pH	180-55123-1	7.83	7.83	No Units	HF	0.1	Syracuse	2016
Aqueous Brake Cleaner	pH	180-58670-1	7.9	7.9	No Units	HF	0.1	Clackamas	2016
Aqueous Brake Cleaner	pH	180-81147-1	7.9	7.9	SU	HF	0.1	Farmington	2018
Aqueous Brake Cleaner	pH	180-79773-1	7.9	7.9	SU	HF	0.1	Oklahoma City	2018
Aqueous Brake Cleaner	pH	180-58155-1	8	8	No Units	HF	0.1	Santa Ana	2016
Aqueous Brake Cleaner	pH	180-67800-1	8	8	SU	HF	0.1	Santa Ana	2017
Aqueous Brake Cleaner	pH	180-58663-1	8.2	8.2	No Units	HF	0.1	Charlotte	2016
Aqueous Brake Cleaner	pH	180-57952-1	8.2	8.2	No Units	HF	0.1	Los Angeles	2016
Aqueous Brake Cleaner	pH	180-58630-1	8.2	8.2	No Units	HF	0.1	Sacramento	2016
Aqueous Brake Cleaner	pH	180-65698-1	8.2	8.2	SU	HF	0.1	Lackawanna	2017
Aqueous Brake Cleaner	pH	180-74699-1	8.2	8.2	SU	HF	0.1	Oklahoma City	2018
Aqueous Brake Cleaner	pH	180-64608-1	8.3	8.3	SU	HF	0.1	Chandler	2017
Aqueous Brake Cleaner	pH	180-77713-1	8.3	8.3	SU	HF	0.1	Boise	2018
Aqueous Brake Cleaner	pH	180-82403-1	8.3	8.3	SU	HF	0.1	Clackamas	2018
Aqueous Brake Cleaner	pH	180-77920-1	8.4	8.4	SU	HF	0.1	Avon	2018
Aqueous Brake Cleaner	pH	180-68705-1	8.7	8.7	SU	HF	0.1	Boise	2017
Aqueous Brake Cleaner	pH	180-68419-1	8.7	8.7	SU	HF	0.1	Farmington	2017
Aqueous Brake Cleaner	pH	180-81149-1	8.7	8.7	SU	HF	0.1	Albuquerque	2018
Aqueous Brake Cleaner	pH	180-78575-1	8.8	8.8	SU	HF	0.1	Raleigh	2018

Aqueous Brake Cleaner	pH	180-55282-1	8.83	8.83	No Units	HF	0.1			Avon	2016
Aqueous Brake Cleaner	pH	180-60246-1	8.9	8.9	SU	HF	0.1			Barre	2017
Aqueous Brake Cleaner	pH	180-65249-1	9	9	SU	HF	0.1			Archdale	2017
Aqueous Brake Cleaner	pH	180-68514-1	9	9	SU	HF	0.1			St Pauls	2017
Aqueous Brake Cleaner	**pH**	**180-74274-1**	**9**	**9**	**SU**	**HF**	**0.1**	**37**	**59**	**Tallahassee**	**2018**
Aqueous Brake Cleaner	pH	180-76586-1	9.2	9.2	SU	HF	0.1			Syracuse	2018
Aqueous Brake Cleaner	pH	180-70393-1	9.6	9.6	SU	HF	0.1			Raleigh	2017
Aqueous Brake Cleaner	pH	180-53469-1	9.7	9.7	No Units	HF	0.1			Chandler	2016
Aqueous Brake Cleaner	pH	180-65699-1	9.7	9.7	SU	HF	0.1			Avon	2017
Aqueous Brake Cleaner	pH	180-81357-1	9.7	9.7	SU	HF	0.1			Salisbury	2018
Aqueous Brake Cleaner	pH	180-58733-1	9.9	9.9	No Units	HF	0.1			Tulsa	2016
Aqueous Brake Cleaner	pH	180-70242-1	9.9	9.9	SU	HF	0.1			Albuquerque	2017
Aqueous Brake Cleaner	pH	180-72256-1	10	10	SU	HF	0.1			Chester	2018
Aqueous Brake Cleaner	pH	180-74214-1	10.1	10.1	SU	HF	0.1			Tulsa	2018
Aqueous Brake Cleaner	pH	180-58746-1	10.2	10.2	No Units	HF	0.1			Albuquerque	2016
Aqueous Brake Cleaner	pH	180-70633-1	10.2	10.2	SU	HF	0.1			Salisbury	2017
Aqueous Brake Cleaner	pH	180-70804-1	10.2	10.2	SU	HF	0.1			Salisbury	2017
Aqueous Brake Cleaner	pH	180-68413-1	10.3	10.3	SU	HF	0.1			Los Angeles	2017
Aqueous Brake Cleaner	pH	180-52549-1	10.4	10.4	No Units	HF	0.1			Boise	2016
Aqueous Brake Cleaner	pH	180-77068-1	10.4	10.4	SU	HF	0.1			Lackawanna	2018
Aqueous Brake Cleaner	pH	180-78359-1	10.4	10.4	SU	HF	0.1			St Pauls	2018
Aqueous Brake Cleaner	pH	180-58149-1	10.8	10.8	No Units	H	0.1			Tampa	2016
Aqueous Brake Cleaner	pH	180-77388-1	10.9	10.9	SU	HF	0.1			Chester	2018
Aqueous Brake Cleaner	pH	180-59972-1	11.1	11.1	SU	HF	0.1			Lackawanna	2017
Aqueous Brake Cleaner	pH	180-77377-1	11.1	11.1	SU	HF	0.1			Archdale	2018
Aqueous Brake Cleaner	pH	180-80851-1	11.4	11.4	SU	HF	0.1			Sacramento	2018
Aqueous Brake Cleaner	pH	180-70328-1	11.6	11.6	SU	HF	0.1			Chesapeake	2017
Aqueous Brake Cleaner	Pyridine	180-58746-1	0.1	0.05	mg/L	U	0.1			Albuquerque	2016
Aqueous Brake Cleaner	Pyridine	180-55531-1	0.1	0.05	mg/L	U *	0.1			Archdale	2016
Aqueous Brake Cleaner	Pyridine	180-55282-1	0.1	0.05	mg/L	U	0.1			Avon	2016
Aqueous Brake Cleaner	Pyridine	180-52549-1	0.1	0.05	mg/L	U	0.1			Boise	2016
Aqueous Brake Cleaner	Pyridine	180-53469-1	0.1	0.05	mg/L	U	0.1			Chandler	2016
Aqueous Brake Cleaner	Pyridine	180-58663-1	0.1	0.05	mg/L	U	0.1			Charlotte	2016
Aqueous Brake Cleaner	Pyridine	180-54773-1	0.1	0.05	mg/L	U	0.1			Chester	2016
Aqueous Brake Cleaner	Pyridine	180-58670-1	0.1	0.05	mg/L	U	0.1			Clackamas	2016
Aqueous Brake Cleaner	Pyridine	180-58630-1	0.1	0.05	mg/L	U	0.1			Sacramento	2016
Aqueous Brake Cleaner	Pyridine	180-58155-1	0.1	0.05	mg/L	U	0.1			Santa Ana	2016
Aqueous Brake Cleaner	Pyridine	180-56008-1	0.1	0.05	mg/L	U	0.1			St. Pauls	2016
Aqueous Brake Cleaner	Pyridine	180-55123-1	0.1	0.05	mg/L	U	0.1			Syracuse	2016
Aqueous Brake Cleaner	Pyridine	180-58733-1	0.1	0.05	mg/L	U	0.1			Tulsa	2016
Aqueous Brake Cleaner	Pyridine	180-70242-1	0.1	0.05	mg/L	U	0.1			Albuquerque	2017
Aqueous Brake Cleaner	Pyridine	180-65249-1	0.1	0.05	mg/L	U	0.1			Archdale	2017
Aqueous Brake Cleaner	Pyridine	180-65699-1	0.1	0.05	mg/L	U	0.1			Avon	2017
Aqueous Brake Cleaner	Pyridine	180-68705-1	0.1	0.05	mg/L	U	0.1			Boise	2017
Aqueous Brake Cleaner	Pyridine	180-64608-1	0.1	0.05	mg/L	U	0.1			Chandler	2017
Aqueous Brake Cleaner	Pyridine	180-70328-1	0.1	0.05	mg/L	U	0.1			Chesapeake	2017
Aqueous Brake Cleaner	Pyridine	180-69202-1	0.1	0.05	mg/L	U	0.1			Clackamas	2017
Aqueous Brake Cleaner	Pyridine	180-68419-1	0.1	0.05	mg/L	U	0.1			Farmington	2017
Aqueous Brake Cleaner	Pyridine	180-65698-1	0.1	0.05	mg/L	U	0.1			Lackawanna	2017
Aqueous Brake Cleaner	Pyridine	180-68413-1	0.1	0.05	mg/L	U	0.1			Los Angeles	2017
Aqueous Brake Cleaner	Pyridine	180-70393-1	0.1	0.05	mg/L	U	0.1			Raleigh	2017
Aqueous Brake Cleaner	Pyridine	180-70633-1	0.1	0.05	mg/L	U	0.1			Salisbury	2017

Aqueous Brake Cleaner	Pyridine	180-70804-1	0.1	0.05	mg/L	U	0.1			Salisbury	2017
Aqueous Brake Cleaner	Pyridine	180-67800-1	0.1	0.05	mg/L	U	0.1			Santa Ana	2017
Aqueous Brake Cleaner	Pyridine	180-68514-1	0.1	0.05	mg/L	U	0.1			St Pauls	2017
Aqueous Brake Cleaner	Pyridine	180-65397-1	0.1	0.05	mg/L	U	0.1			Syracuse	2017
Aqueous Brake Cleaner	Pyridine	180-64792-1	0.1	0.05	mg/L	U	0.1			Wichita	2017
Aqueous Brake Cleaner	Pyridine	180-70453-1	0.1	0.05	mg/L	U	0.1			Sacramento	2017
Aqueous Brake Cleaner	Pyridine	180-60246-1	0.1	0.05	mg/L	U	0.1			Barre	2017
Aqueous Brake Cleaner	Pyridine	180-59972-1	0.1	0.05	mg/L	U	0.1			Lackawanna	2017
Aqueous Brake Cleaner	Pyridine	180-81149-1	0.1	0.05	mg/L	U	0.1			Albuquerque	2018
Aqueous Brake Cleaner	Pyridine	180-77377-1	0.1	0.05	mg/L	U *	0.1			Archdale	2018
Aqueous Brake Cleaner	Pyridine	180-77920-1	0.1	0.05	mg/L	U	0.1			Avon	2018
Aqueous Brake Cleaner	Pyridine	180-81148-1	0.1	0.05	mg/L	U	0.1	37	59	Barre	2018
Aqueous Brake Cleaner	Pyridine	180-77713-1	0.1	0.05	mg/L	U	0.1			Boise	2018
Aqueous Brake Cleaner	Pyridine	180-77388-1	0.1	0.05	mg/L	U	0.1			Chester	2018
Aqueous Brake Cleaner	Pyridine	180-82403-1	0.1	0.05	mg/L	U	0.1			Clackamas	2018
Aqueous Brake Cleaner	Pyridine	180-81147-1	0.1	0.05	mg/L	U	0.1			Farmington	2018
Aqueous Brake Cleaner	Pyridine	180-77068-1	0.1	0.05	mg/L	U	0.1			Lackawanna	2018
Aqueous Brake Cleaner	Pyridine	180-79849-1	0.1	0.05	mg/L	U	0.1			Los Angeles	2018
Aqueous Brake Cleaner	Pyridine	180-79773-1	0.1	0.05	mg/L	U	0.1			Oklahoma City	2018
Aqueous Brake Cleaner	Pyridine	180-78575-1	0.1	0.05	mg/L	U *	0.1			Raleigh	2018
Aqueous Brake Cleaner	Pyridine	180-81357-1	0.1	0.05	mg/L	U	0.1			Salisbury	2018
Aqueous Brake Cleaner	Pyridine	180-78621-1	0.1	0.05	mg/L	U	0.1			Santa Ana	2018
Aqueous Brake Cleaner	Pyridine	180-78359-1	0.1	0.05	mg/L	U	0.1			St Pauls	2018
Aqueous Brake Cleaner	Pyridine	180-76586-1	0.1	0.05	mg/L	U	0.1			Syracuse	2018
Aqueous Brake Cleaner	Pyridine	180-76206-1	0.1	0.05	mg/L	U	0.1			Wichita	2018
Aqueous Brake Cleaner	Pyridine	180-72256-1	0.1	0.05	mg/L	U	0.1			Chester	2018
Aqueous Brake Cleaner	Pyridine	180-74699-1	0.1	0.05	mg/L	U	0.1			Oklahoma City	2018
Aqueous Brake Cleaner	Pyridine	180-74214-1	0.1	0.05	mg/L	U	0.1			Tulsa	2018
Aqueous Brake Cleaner	Pyridine	180-76917-1	0.4	0.2	mg/L	U	0.4			Chandler	2018
Aqueous Brake Cleaner	Pyridine	180-57952-1	0.5	0.25	mg/L	U	0.5			Los Angeles	2016
Aqueous Brake Cleaner	Pyridine	180-80851-1	4.8	2.4	mg/L	U	4.8			Sacramento	2018
Aqueous Brake Cleaner	Pyridine	180-58149-1	5	2.5	mg/L	U	5			Tampa	2016
Aqueous Brake Cleaner	Pyridine	180-79374-1	5	2.5	mg/L	U	5			Tampa	2018
Aqueous Brake Cleaner	Pyridine	180-74274-1	5	2.5	mg/L	U	5			Tallahassee	2018
Aqueous Brake Cleaner	Selenium	180-81149-1	0.037	0.037	mg/L	J	0.1			Albuquerque	2018
Aqueous Brake Cleaner	Selenium	180-69202-1	0.038	0.038	mg/L	J	0.1			Clackamas	2017
Aqueous Brake Cleaner	Selenium	180-67800-1	0.041	0.041	mg/L	J	0.1			Santa Ana	2017
Aqueous Brake Cleaner	Selenium	180-81147-1	0.041	0.041	mg/L	J	0.1			Farmington	2018
Aqueous Brake Cleaner	Selenium	180-79849-1	0.044	0.044	mg/L	J	0.1			Los Angeles	2018
Aqueous Brake Cleaner	Selenium	180-70633-1	0.046	0.046	mg/L	J	0.1			Salisbury	2017
Aqueous Brake Cleaner	Selenium	180-58670-1	0.049	0.049	mg/L	J	0.1			Clackamas	2016
Aqueous Brake Cleaner	Selenium	180-58746-1	0.1	0.05	mg/L	U	0.1			Albuquerque	2016
Aqueous Brake Cleaner	Selenium	180-58663-1	0.1	0.05	mg/L	U	0.1			Charlotte	2016
Aqueous Brake Cleaner	Selenium	180-58630-1	0.1	0.05	mg/L	U	0.1			Sacramento	2016
Aqueous Brake Cleaner	Selenium	180-58155-1	0.1	0.05	mg/L	U	0.1			Santa Ana	2016
Aqueous Brake Cleaner	Selenium	180-56008-1	0.1	0.05	mg/L	U	0.1			St. Pauls	2016
Aqueous Brake Cleaner	Selenium	180-55123-1	0.1	0.05	mg/L	U	0.1			Syracuse	2016
Aqueous Brake Cleaner	Selenium	180-70242-1	0.1	0.05	mg/L	U	0.1			Albuquerque	2017
Aqueous Brake Cleaner	Selenium	180-68705-1	0.1	0.05	mg/L	U	0.1			Boise	2017
Aqueous Brake Cleaner	Selenium	180-64608-1	0.1	0.05	mg/L	U	0.1			Chandler	2017
Aqueous Brake Cleaner	Selenium	180-70328-1	0.1	0.05	mg/L	U	0.1			Chesapeake	2017
Aqueous Brake Cleaner	Selenium	180-68419-1	0.1	0.05	mg/L	U	0.1			Farmington	2017

Aqueous Brake Cleaner	Selenium	180-68413-1	0.1	0.05	mg/L	U	0.1			Los Angeles	2017
Aqueous Brake Cleaner	Selenium	180-70393-1	0.1	0.05	mg/L	U	0.1			Raleigh	2017
Aqueous Brake Cleaner	Selenium	180-64792-1	0.1	0.05	mg/L	U	0.1			Wichita	2017
Aqueous Brake Cleaner	Selenium	180-70453-1	0.1	0.05	mg/L	U	0.1			Sacramento	2017
Aqueous Brake Cleaner	Selenium	180-82403-1	0.1	0.05	mg/L	U	0.1			Clackamas	2018
Aqueous Brake Cleaner	Selenium	180-77068-1	0.1	0.05	mg/L	U	0.1			Lackawanna	2018
Aqueous Brake Cleaner	Selenium	180-79773-1	0.1	0.05	mg/L	U	0.1			Oklahoma City	2018
Aqueous Brake Cleaner	Selenium	180-78575-1	0.1	0.05	mg/L	U	0.1			Raleigh	2018
Aqueous Brake Cleaner	Selenium	180-78621-1	0.1	0.05	mg/L	U	0.1			Santa Ana	2018
Aqueous Brake Cleaner	Selenium	180-76206-1	0.1	0.05	mg/L	U	0.1			Wichita	2018
Aqueous Brake Cleaner	Selenium	180-74699-1	0.1	0.05	mg/L	U ^	0.1			Oklahoma City	2018
Aqueous Brake Cleaner	Selenium	180-78359-1	0.052	0.052	mg/L	J	0.1			St Pauls	2018
Aqueous Brake Cleaner	Selenium	180-53469-1	0.055	0.055	mg/L	J	0.1			Chandler	2016
Aqueous Brake Cleaner	Selenium	180-57952-1	0.056	0.056	mg/L	J B	0.1			Los Angeles	2016
Aqueous Brake Cleaner	Selenium	180-70804-1	0.056	0.056	mg/L	J	0.1			Salisbury	2017
Aqueous Brake Cleaner	Selenium	180-77920-1	0.057	0.057	mg/L	J	0.1			Avon	2018
Aqueous Brake Cleaner	Selenium	180-74214-1	0.064	0.064	mg/L	J	0.1			Tulsa	2018
Aqueous Brake Cleaner	Selenium	180-52549-1	0.068	0.068	mg/L	J	0.1			Boise	2016
Aqueous Brake Cleaner	**Selenium**	**180-55531-1**	**0.074**	**0.074**	**mg/L**	**J**	**0.1**	**37**	**59**	**Archdale**	**2016**
Aqueous Brake Cleaner	Selenium	180-76917-1	0.081	0.081	mg/L	J	0.1			Chandler	2018
Aqueous Brake Cleaner	Selenium	180-65397-1	0.084	0.084	mg/L	J	0.1			Syracuse	2017
Aqueous Brake Cleaner	Selenium	180-65698-1	0.086	0.086	mg/L	J	0.1			Lackawanna	2017
Aqueous Brake Cleaner	Selenium	180-81357-1	0.088	0.088	mg/L	J	0.1			Salisbury	2018
Aqueous Brake Cleaner	Selenium	180-77377-1	0.091	0.091	mg/L	J	0.1			Archdale	2018
Aqueous Brake Cleaner	Selenium	180-59972-1	0.2	0.1	mg/L	U	0.2			Lackawanna	2017
Aqueous Brake Cleaner	Selenium	180-81148-1	0.1	0.1	mg/L		0.1			Barre	2018
Aqueous Brake Cleaner	Selenium	180-76586-1	0.2	0.1	mg/L	U	0.2			Syracuse	2018
Aqueous Brake Cleaner	Selenium	180-65249-1	0.11	0.11	mg/L		0.1			Archdale	2017
Aqueous Brake Cleaner	Selenium	180-65699-1	0.11	0.11	mg/L		0.1			Avon	2017
Aqueous Brake Cleaner	Selenium	180-68514-1	0.11	0.11	mg/L	B	0.1			St Pauls	2017
Aqueous Brake Cleaner	Selenium	180-80851-1	0.14	0.14	mg/L		0.1			Sacramento	2018
Aqueous Brake Cleaner	Selenium	180-60246-1	0.17	0.17	mg/L		0.1			Barre	2017
Aqueous Brake Cleaner	Selenium	180-72256-1	0.18	0.18	mg/L		0.1			Chester	2018
Aqueous Brake Cleaner	Selenium	180-55282-1	0.5	0.25	mg/L	U	0.5			Avon	2016
Aqueous Brake Cleaner	Selenium	180-54773-1	0.5	0.25	mg/L	U	0.5			Chester	2016
Aqueous Brake Cleaner	Selenium	180-58733-1	0.5	0.25	mg/L	U	0.5			Tulsa	2016
Aqueous Brake Cleaner	Selenium	180-77388-1	0.25	0.25	mg/L		0.1			Chester	2018
Aqueous Brake Cleaner	Selenium	180-58149-1	1	0.5	mg/L	U	1			Tampa	2016
Aqueous Brake Cleaner	Selenium	180-77713-1	1	0.5	mg/L	U	1			Boise	2018
Aqueous Brake Cleaner	Selenium	180-79374-1	1	0.5	mg/L	U	1			Tampa	2018
Aqueous Brake Cleaner	Selenium	180-74274-1	1	0.5	mg/L	U	1			Tallahassee	2018
Aqueous Brake Cleaner	Silver	180-56008-1	0.019	0.019	mg/L	J	0.05			St. Pauls	2016
Aqueous Brake Cleaner	Silver	180-58746-1	0.05	0.025	mg/L	U	0.05			Albuquerque	2016
Aqueous Brake Cleaner	Silver	180-55531-1	0.05	0.025	mg/L	U	0.05			Archdale	2016
Aqueous Brake Cleaner	Silver	180-52549-1	0.05	0.025	mg/L	U	0.05			Boise	2016
Aqueous Brake Cleaner	Silver	180-53469-1	0.05	0.025	mg/L	U	0.05			Chandler	2016
Aqueous Brake Cleaner	Silver	180-58663-1	0.05	0.025	mg/L	U	0.05			Charlotte	2016
Aqueous Brake Cleaner	Silver	180-58670-1	0.05	0.025	mg/L	U	0.05			Clackamas	2016
Aqueous Brake Cleaner	Silver	180-57952-1	0.05	0.025	mg/L	U	0.05			Los Angeles	2016
Aqueous Brake Cleaner	Silver	180-58630-1	0.05	0.025	mg/L	U	0.05			Sacramento	2016
Aqueous Brake Cleaner	Silver	180-58155-1	0.05	0.025	mg/L	U	0.05			Santa Ana	2016
Aqueous Brake Cleaner	Silver	180-55123-1	0.05	0.025	mg/L	U	0.05			Syracuse	2016

Aqueous Brake Cleaner	Silver	180-70242-1	0.05	0.025	mg/L	U	0.05			Albuquerque	2017
Aqueous Brake Cleaner	Silver	180-65249-1	0.05	0.025	mg/L	U	0.05			Archdale	2017
Aqueous Brake Cleaner	Silver	180-65699-1	0.05	0.025	mg/L	U	0.05			Avon	2017
Aqueous Brake Cleaner	Silver	180-68705-1	0.05	0.025	mg/L	U	0.05			Boise	2017
Aqueous Brake Cleaner	Silver	180-64608-1	0.05	0.025	mg/L	U	0.05			Chandler	2017
Aqueous Brake Cleaner	Silver	180-70328-1	0.05	0.025	mg/L	U	0.05			Chesapeake	2017
Aqueous Brake Cleaner	Silver	180-69202-1	0.05	0.025	mg/L	U	0.05			Clackamas	2017
Aqueous Brake Cleaner	Silver	180-68419-1	0.05	0.025	mg/L	U	0.05			Farmington	2017
Aqueous Brake Cleaner	Silver	180-65698-1	0.05	0.025	mg/L	U	0.05			Lackawanna	2017
Aqueous Brake Cleaner	Silver	180-68413-1	0.05	0.025	mg/L	U	0.05			Los Angeles	2017
Aqueous Brake Cleaner	Silver	180-70393-1	0.05	0.025	mg/L	U	0.05			Raleigh	2017
Aqueous Brake Cleaner	Silver	180-70633-1	0.05	0.025	mg/L	U	0.05			Salisbury	2017
Aqueous Brake Cleaner	Silver	180-70804-1	0.05	0.025	mg/L	U	0.05			Salisbury	2017
Aqueous Brake Cleaner	Silver	180-67800-1	0.05	0.025	mg/L	U	0.05			Santa Ana	2017
Aqueous Brake Cleaner	Silver	180-68514-1	0.05	0.025	mg/L	U	0.05			St Pauls	2017
Aqueous Brake Cleaner	Silver	180-65397-1	0.05	0.025	mg/L	U	0.05			Syracuse	2017
Aqueous Brake Cleaner	Silver	180-64792-1	0.05	0.025	mg/L	U	0.05			Wichita	2017
Aqueous Brake Cleaner	Silver	180-70453-1	0.05	0.025	mg/L	U	0.05			Sacramento	2017
Aqueous Brake Cleaner	Silver	180-60246-1	0.05	0.025	mg/L	U	0.05			Barre	2017
Aqueous Brake Cleaner	Silver	180-81149-1	0.05	0.025	mg/L	U	0.05			Albuquerque	2018
Aqueous Brake Cleaner	Silver	180-77377-1	0.05	0.025	mg/L	U	0.05			Archdale	2018
Aqueous Brake Cleaner	Silver	180-77920-1	0.05	0.025	mg/L	U	0.05			Avon	2018
Aqueous Brake Cleaner	Silver	180-81148-1	0.05	0.025	mg/L	U	0.05			Barre	2018
Aqueous Brake Cleaner	Silver	180-76917-1	0.05	0.025	mg/L	U	0.05			Chandler	2018
Aqueous Brake Cleaner	Silver	180-77388-1	0.05	0.025	mg/L	U	0.05			Chester	2018
Aqueous Brake Cleaner	Silver	180-82403-1	0.05	0.025	mg/L	U	0.05	37	59	Clackamas	2018
Aqueous Brake Cleaner	Silver	180-81147-1	0.05	0.025	mg/L	U	0.05			Farmington	2018
Aqueous Brake Cleaner	Silver	180-77068-1	0.05	0.025	mg/L	U	0.05			Lackawanna	2018
Aqueous Brake Cleaner	Silver	180-79849-1	0.05	0.025	mg/L	U	0.05			Los Angeles	2018
Aqueous Brake Cleaner	Silver	180-79773-1	0.05	0.025	mg/L	U	0.05			Oklahoma City	2018
Aqueous Brake Cleaner	Silver	180-78575-1	0.05	0.025	mg/L	U	0.05			Raleigh	2018
Aqueous Brake Cleaner	Silver	180-80851-1	0.05	0.025	mg/L	U	0.05			Sacramento	2018
Aqueous Brake Cleaner	Silver	180-81357-1	0.05	0.025	mg/L	U	0.05			Salisbury	2018
Aqueous Brake Cleaner	Silver	180-78621-1	0.05	0.025	mg/L	U	0.05			Santa Ana	2018
Aqueous Brake Cleaner	Silver	180-78359-1	0.05	0.025	mg/L	U	0.05			St Pauls	2018
Aqueous Brake Cleaner	Silver	180-76206-1	0.05	0.025	mg/L	U	0.05			Wichita	2018
Aqueous Brake Cleaner	Silver	180-72256-1	0.05	0.025	mg/L	U	0.05			Chester	2018
Aqueous Brake Cleaner	Silver	180-74699-1	0.05	0.025	mg/L	U	0.05			Oklahoma City	2018
Aqueous Brake Cleaner	Silver	180-74214-1	0.05	0.025	mg/L	U	0.05			Tulsa	2018
Aqueous Brake Cleaner	Silver	180-59972-1	0.1	0.05	mg/L	U	0.1			Lackawanna	2017
Aqueous Brake Cleaner	Silver	180-76586-1	0.1	0.05	mg/L	U	0.1			Syracuse	2018
Aqueous Brake Cleaner	Silver	180-55282-1	0.25	0.125	mg/L	U	0.25			Avon	2016
Aqueous Brake Cleaner	Silver	180-54773-1	0.25	0.125	mg/L	U	0.25			Chester	2016
Aqueous Brake Cleaner	Silver	180-58733-1	0.25	0.125	mg/L	U	0.25			Tulsa	2016
Aqueous Brake Cleaner	Silver	180-58149-1	0.5	0.25	mg/L	U	0.5			Tampa	2016
Aqueous Brake Cleaner	Silver	180-77713-1	0.5	0.25	mg/L	U	0.5			Boise	2018
Aqueous Brake Cleaner	Silver	180-79374-1	0.5	0.25	mg/L	U	0.5			Tampa	2018
Aqueous Brake Cleaner	Silver	180-74274-1	0.5	0.25	mg/L	U	0.5			Tallahassee	2018
Aqueous Brake Cleaner	Specific Gravity	180-74274-1	0.91	0.91	No Unit		0.01			Tallahassee	2018
Aqueous Brake Cleaner	Specific Gravity	180-78575-1	0.95	0.95	No Unit		0.01			Raleigh	2018
Aqueous Brake Cleaner	Specific Gravity	180-77920-1	0.96	0.96	No Unit		0.01			Avon	2018
Aqueous Brake Cleaner	Specific Gravity	180-76917-1	0.97	0.97	No Unit		0.01			Chandler	2018

Aqueous Brake Cleaner	Specific Gravity	180-76206-1	0.97	0.97	No Unit		0.01	Wichita	2018
Aqueous Brake Cleaner	Specific Gravity	180-74699-1	0.97	0.97	No Unit		0.01	Oklahoma City	2018
Aqueous Brake Cleaner	Specific Gravity	180-74214-1	0.97	0.97	No Unit		0.01	Tulsa	2018
Aqueous Brake Cleaner	Specific Gravity	180-81149-1	0.98	0.98	No Unit		0.01	Albuquerque	2018
Aqueous Brake Cleaner	Specific Gravity	180-77713-1	0.98	0.98	No Unit		0.01	Boise	2018
Aqueous Brake Cleaner	Specific Gravity	180-82403-1	0.98	0.98	No Unit		0.01	Clackamas	2018
Aqueous Brake Cleaner	Specific Gravity	180-77068-1	0.98	0.98	No Unit		0.01	Lackawanna	2018
Aqueous Brake Cleaner	Specific Gravity	180-79849-1	0.98	0.98	No Unit		0.01	Los Angeles	2018
Aqueous Brake Cleaner	Specific Gravity	180-79773-1	0.98	0.98	No Unit		0.01	Oklahoma City	2018
Aqueous Brake Cleaner	Specific Gravity	180-81148-1	0.99	0.99	No Unit		0.01	Barre	2018
Aqueous Brake Cleaner	Specific Gravity	180-77388-1	0.99	0.99	No Unit		0.01	Chester	2018
Aqueous Brake Cleaner	Specific Gravity	180-81147-1	0.99	0.99	No Unit		0.01	Farmington	2018
Aqueous Brake Cleaner	Specific Gravity	180-81357-1	0.99	0.99	No Unit		0.01	Salisbury	2018
Aqueous Brake Cleaner	Specific Gravity	180-79374-1	0.99	0.99	No Unit		0.01	Tampa	2018
Aqueous Brake Cleaner	Specific Gravity	180-72256-1	0.99	0.99	No Unit		0.01	Chester	2018
Aqueous Brake Cleaner	Specific Gravity	180-80851-1	1	1	No Unit		0.01	Sacramento	2018
Aqueous Brake Cleaner	Specific Gravity	180-78621-1	1	1	No Unit		0.01	Santa Ana	2018
Aqueous Brake Cleaner	Specific Gravity	180-78359-1	1	1	No Unit		0.01	St Pauls	2018
Aqueous Brake Cleaner	Specific Gravity	180-76586-1	1	1	No Unit		0.01	Syracuse	2018
Aqueous Brake Cleaner	Specific Gravity	180-77377-1	1.2	1.2	No Unit		0.01	Archdale	2018
Aqueous Brake Cleaner	Tetrachloroethene	180-55531-1	0.035	0.035	mg/L	J	0.2	Archdale	2016
Aqueous Brake Cleaner	Tetrachloroethene	180-58746-1	0.2	0.1	mg/L	U	0.2	Albuquerque	2016
Aqueous Brake Cleaner	Tetrachloroethene	180-55282-1	0.2	0.1	mg/L	U	0.2	Avon	2016
Aqueous Brake Cleaner	Tetrachloroethene	180-52549-1	0.2	0.1	mg/L	U	0.2	Boise	2016
Aqueous Brake Cleaner	Tetrachloroethene	180-53469-1	0.2	0.1	mg/L	U	0.2	Chandler	2016
Aqueous Brake Cleaner	Tetrachloroethene	180-58663-1	0.2	0.1	mg/L	U	0.2	Charlotte	2016
Aqueous Brake Cleaner	Tetrachloroethene	180-54773-1	0.2	0.1	mg/L	U	0.2	Chester	2016
Aqueous Brake Cleaner	Tetrachloroethene	180-58670-1	0.2	0.1	mg/L	U	0.2	Clackamas	2016
Aqueous Brake Cleaner	Tetrachloroethene	180-57952-1	0.2	0.1	mg/L	U	0.2	Los Angeles	2016
Aqueous Brake Cleaner	Tetrachloroethene	180-58630-1	0.2	0.1	mg/L	U	0.2	Sacramento	2016
Aqueous Brake Cleaner	Tetrachloroethene	180-58155-1	0.2	0.1	mg/L	U	0.2	Santa Ana	2016
Aqueous Brake Cleaner	Tetrachloroethene	180-56008-1	0.2	0.1	mg/L	U	0.2	St. Pauls	2016
Aqueous Brake Cleaner	Tetrachloroethene	180-55123-1	0.2	0.1	mg/L	U	0.2	Syracuse	2016
Aqueous Brake Cleaner	Tetrachloroethene	180-58733-1	0.2	0.1	mg/L	U	0.2	Tulsa	2016
Aqueous Brake Cleaner	Tetrachloroethene	180-70242-1	0.2	0.1	mg/L	U	0.2	Albuquerque	2017
Aqueous Brake Cleaner	Tetrachloroethene	180-65249-1	0.2	0.1	mg/L	U	0.2	Archdale	2017
Aqueous Brake Cleaner	Tetrachloroethene	180-65699-1	0.2	0.1	mg/L	U	0.2	Avon	2017
Aqueous Brake Cleaner	Tetrachloroethene	180-68705-1	0.2	0.1	mg/L	U	0.2	Boise	2017
Aqueous Brake Cleaner	Tetrachloroethene	180-64608-1	0.2	0.1	mg/L	U	0.2	Chandler	2017
Aqueous Brake Cleaner	Tetrachloroethene	180-70328-1	0.2	0.1	mg/L	U	0.2	Chesapeake	2017
Aqueous Brake Cleaner	Tetrachloroethene	180-69202-1	0.2	0.1	mg/L	U	0.2	Clackamas	2017
Aqueous Brake Cleaner	Tetrachloroethene	180-68419-1	0.2	0.1	mg/L	U	0.2	Farmington	2017
Aqueous Brake Cleaner	Tetrachloroethene	180-65698-1	0.2	0.1	mg/L	U	0.2	Lackawanna	2017
Aqueous Brake Cleaner	Tetrachloroethene	180-68413-1	0.2	0.1	mg/L	U	0.2	Los Angeles	2017
Aqueous Brake Cleaner	Tetrachloroethene	180-70393-1	0.2	0.1	mg/L	U	0.2	Raleigh	2017
Aqueous Brake Cleaner	Tetrachloroethene	180-70633-1	0.2	0.1	mg/L	U	0.2	Salisbury	2017
Aqueous Brake Cleaner	Tetrachloroethene	180-70804-1	0.2	0.1	mg/L	U	0.2	Salisbury	2017
Aqueous Brake Cleaner	Tetrachloroethene	180-67800-1	0.2	0.1	mg/L	U	0.2	Santa Ana	2017
Aqueous Brake Cleaner	Tetrachloroethene	180-68514-1	0.2	0.1	mg/L	U	0.2	St Pauls	2017
Aqueous Brake Cleaner	Tetrachloroethene	180-65397-1	0.2	0.1	mg/L	U	0.2	Syracuse	2017
Aqueous Brake Cleaner	Tetrachloroethene	180-64792-1	0.2	0.1	mg/L	U	0.2	Wichita	2017
Aqueous Brake Cleaner	Tetrachloroethene	180-60246-1	0.2	0.1	mg/L	U	0.2	Barre	2017

Aqueous Brake Cleaner	Tetrachloroethene	180-59972-1	0.2	0.1	mg/L	U	0.2			Lackawanna	2017
Aqueous Brake Cleaner	Tetrachloroethene	180-81149-1	0.2	0.1	mg/L	U	0.2			Albuquerque	2018
Aqueous Brake Cleaner	Tetrachloroethene	180-77377-1	0.2	0.1	mg/L	U	0.2			Archdale	2018
Aqueous Brake Cleaner	Tetrachloroethene	180-77920-1	0.2	0.1	mg/L	U	0.2			Avon	2018
Aqueous Brake Cleaner	Tetrachloroethene	180-81148-1	0.2	0.1	mg/L	U	0.2	37	59	Barre	2018
Aqueous Brake Cleaner	Tetrachloroethene	180-77713-1	0.2	0.1	mg/L	U *	0.2			Boise	2018
Aqueous Brake Cleaner	Tetrachloroethene	180-76917-1	0.2	0.1	mg/L	U	0.2			Chandler	2018
Aqueous Brake Cleaner	Tetrachloroethene	180-82403-1	0.2	0.1	mg/L	U	0.2			Clackamas	2018
Aqueous Brake Cleaner	Tetrachloroethene	180-81147-1	0.2	0.1	mg/L	U	0.2			Farmington	2018
Aqueous Brake Cleaner	Tetrachloroethene	180-77068-1	0.2	0.1	mg/L	U	0.2			Lackawanna	2018
Aqueous Brake Cleaner	Tetrachloroethene	180-79849-1	0.1	0.1	mg/L	J	0.2			Los Angeles	2018
Aqueous Brake Cleaner	Tetrachloroethene	180-78575-1	0.2	0.1	mg/L	U	0.2			Raleigh	2018
Aqueous Brake Cleaner	Tetrachloroethene	180-80851-1	0.2	0.1	mg/L	U F1	0.2			Sacramento	2018
Aqueous Brake Cleaner	Tetrachloroethene	180-81357-1	0.2	0.1	mg/L	U	0.2			Salisbury	2018
Aqueous Brake Cleaner	Tetrachloroethene	180-78621-1	0.2	0.1	mg/L	U	0.2			Santa Ana	2018
Aqueous Brake Cleaner	Tetrachloroethene	180-78359-1	0.2	0.1	mg/L	U	0.2			St Pauls	2018
Aqueous Brake Cleaner	Tetrachloroethene	180-76586-1	0.2	0.1	mg/L	U	0.2			Syracuse	2018
Aqueous Brake Cleaner	Tetrachloroethene	180-76206-1	0.2	0.1	mg/L	U	0.2			Wichita	2018
Aqueous Brake Cleaner	Tetrachloroethene	180-74699-1	0.2	0.1	mg/L	U	0.2			Oklahoma City	2018
Aqueous Brake Cleaner	Tetrachloroethene	180-74214-1	0.2	0.1	mg/L	U	0.2			Tulsa	2018
Aqueous Brake Cleaner	Tetrachloroethene	180-70453-1	0.12	0.12	mg/L	J	0.2			Sacramento	2017
Aqueous Brake Cleaner	Tetrachloroethene	180-79773-1	0.19	0.19	mg/L	J	0.2			Oklahoma City	2018
Aqueous Brake Cleaner	Tetrachloroethene	180-79374-1	0.5	0.25	mg/L	U	0.5			Tampa	2018
Aqueous Brake Cleaner	Tetrachloroethene	180-72256-1	0.73	0.73	mg/L		0.2			Chester	2018
Aqueous Brake Cleaner	Tetrachloroethene	180-58149-1	0.96	0.96	mg/L		0.5			Tampa	2016
Aqueous Brake Cleaner	Tetrachloroethene	180-77388-1	130	130	mg/L		20			Chester	2018
Aqueous Brake Cleaner	Tetrachloroethene	180-74274-1	1700	1700	mg/L	J	2000			Tallahassee	2018
Aqueous Brake Cleaner	Trichloroethene	180-58746-1	0.2	0.1	mg/L	U	0.2			Albuquerque	2016
Aqueous Brake Cleaner	Trichloroethene	180-55531-1	0.2	0.1	mg/L	U	0.2			Archdale	2016
Aqueous Brake Cleaner	Trichloroethene	180-55282-1	0.2	0.1	mg/L	U	0.2			Avon	2016
Aqueous Brake Cleaner	Trichloroethene	180-52549-1	0.2	0.1	mg/L	U	0.2			Boise	2016
Aqueous Brake Cleaner	Trichloroethene	180-53469-1	0.2	0.1	mg/L	U	0.2			Chandler	2016
Aqueous Brake Cleaner	Trichloroethene	180-58663-1	0.2	0.1	mg/L	U	0.2			Charlotte	2016
Aqueous Brake Cleaner	Trichloroethene	180-54773-1	0.2	0.1	mg/L	U	0.2			Chester	2016
Aqueous Brake Cleaner	Trichloroethene	180-58670-1	0.2	0.1	mg/L	U	0.2			Clackamas	2016
Aqueous Brake Cleaner	Trichloroethene	180-57952-1	0.2	0.1	mg/L	U	0.2			Los Angeles	2016
Aqueous Brake Cleaner	Trichloroethene	180-58630-1	0.2	0.1	mg/L	U	0.2			Sacramento	2016
Aqueous Brake Cleaner	Trichloroethene	180-58155-1	0.2	0.1	mg/L	U	0.2			Santa Ana	2016
Aqueous Brake Cleaner	Trichloroethene	180-56008-1	0.2	0.1	mg/L	U	0.2			St. Pauls	2016
Aqueous Brake Cleaner	Trichloroethene	180-55123-1	0.2	0.1	mg/L	U	0.2			Syracuse	2016
Aqueous Brake Cleaner	Trichloroethene	180-58733-1	0.2	0.1	mg/L	U	0.2			Tulsa	2016
Aqueous Brake Cleaner	Trichloroethene	180-70242-1	0.2	0.1	mg/L	U	0.2			Albuquerque	2017
Aqueous Brake Cleaner	Trichloroethene	180-65249-1	0.2	0.1	mg/L	U	0.2			Archdale	2017
Aqueous Brake Cleaner	Trichloroethene	180-65699-1	0.2	0.1	mg/L	U	0.2			Avon	2017
Aqueous Brake Cleaner	Trichloroethene	180-68705-1	0.2	0.1	mg/L	U	0.2			Boise	2017
Aqueous Brake Cleaner	Trichloroethene	180-64608-1	0.2	0.1	mg/L	U	0.2			Chandler	2017
Aqueous Brake Cleaner	Trichloroethene	180-70328-1	0.2	0.1	mg/L	U *	0.2			Chesapeake	2017
Aqueous Brake Cleaner	Trichloroethene	180-69202-1	0.2	0.1	mg/L	U	0.2			Clackamas	2017
Aqueous Brake Cleaner	Trichloroethene	180-68419-1	0.2	0.1	mg/L	U	0.2			Farmington	2017
Aqueous Brake Cleaner	Trichloroethene	180-65698-1	0.2	0.1	mg/L	U	0.2			Lackawanna	2017
Aqueous Brake Cleaner	Trichloroethene	180-68413-1	0.2	0.1	mg/L	U	0.2			Los Angeles	2017
Aqueous Brake Cleaner	Trichloroethene	180-70393-1	0.2	0.1	mg/L	U *	0.2			Raleigh	2017

Aqueous Brake Cleaner	Trichloroethene	180-70633-1	0.2	0.1	mg/L	U	0.2			Salisbury	2017
Aqueous Brake Cleaner	Trichloroethene	180-70804-1	0.2	0.1	mg/L	U	0.2			Salisbury	2017
Aqueous Brake Cleaner	Trichloroethene	180-67800-1	0.2	0.1	mg/L	U	0.2			Santa Ana	2017
Aqueous Brake Cleaner	Trichloroethene	180-68514-1	0.2	0.1	mg/L	U	0.2			St Pauls	2017
Aqueous Brake Cleaner	Trichloroethene	180-65397-1	0.2	0.1	mg/L	U	0.2			Syracuse	2017
Aqueous Brake Cleaner	Trichloroethene	180-64792-1	0.2	0.1	mg/L	U	0.2			Wichita	2017
Aqueous Brake Cleaner	Trichloroethene	180-70453-1	0.2	0.1	mg/L	U	0.2			Sacramento	2017
Aqueous Brake Cleaner	Trichloroethene	180-60246-1	0.2	0.1	mg/L	U	0.2			Barre	2017
Aqueous Brake Cleaner	Trichloroethene	180-59972-1	0.2	0.1	mg/L	U	0.2			Lackawanna	2017
Aqueous Brake Cleaner	Trichloroethene	180-81149-1	0.2	0.1	mg/L	U	0.2			Albuquerque	2018
Aqueous Brake Cleaner	Trichloroethene	180-77377-1	0.2	0.1	mg/L	U F1	0.2			Archdale	2018
Aqueous Brake Cleaner	Trichloroethene	180-77920-1	0.2	0.1	mg/L	U	0.2	37	59	Avon	2018
Aqueous Brake Cleaner	Trichloroethene	180-81148-1	0.2	0.1	mg/L	U	0.2			Barre	2018
Aqueous Brake Cleaner	Trichloroethene	180-77713-1	0.2	0.1	mg/L	U *	0.2			Boise	2018
Aqueous Brake Cleaner	Trichloroethene	180-76917-1	0.2	0.1	mg/L	U	0.2			Chandler	2018
Aqueous Brake Cleaner	Trichloroethene	180-77388-1	0.2	0.1	mg/L	U	0.2			Chester	2018
Aqueous Brake Cleaner	Trichloroethene	180-82403-1	0.2	0.1	mg/L	U	0.2			Clackamas	2018
Aqueous Brake Cleaner	Trichloroethene	180-81147-1	0.2	0.1	mg/L	U	0.2			Farmington	2018
Aqueous Brake Cleaner	Trichloroethene	180-77068-1	0.2	0.1	mg/L	U	0.2			Lackawanna	2018
Aqueous Brake Cleaner	Trichloroethene	180-79849-1	0.2	0.1	mg/L	U	0.2			Los Angeles	2018
Aqueous Brake Cleaner	Trichloroethene	180-79773-1	0.2	0.1	mg/L	U	0.2			Oklahoma City	2018
Aqueous Brake Cleaner	Trichloroethene	180-78575-1	0.2	0.1	mg/L	U	0.2			Raleigh	2018
Aqueous Brake Cleaner	Trichloroethene	180-80851-1	0.2	0.1	mg/L	U F1	0.2			Sacramento	2018
Aqueous Brake Cleaner	Trichloroethene	180-81357-1	0.2	0.1	mg/L	U	0.2			Salisbury	2018
Aqueous Brake Cleaner	Trichloroethene	180-78621-1	0.2	0.1	mg/L	U	0.2			Santa Ana	2018
Aqueous Brake Cleaner	Trichloroethene	180-78359-1	0.2	0.1	mg/L	U	0.2			St Pauls	2018
Aqueous Brake Cleaner	Trichloroethene	180-76586-1	0.2	0.1	mg/L	U	0.2			Syracuse	2018
Aqueous Brake Cleaner	Trichloroethene	180-76206-1	0.2	0.1	mg/L	U	0.2			Wichita	2018
Aqueous Brake Cleaner	Trichloroethene	180-72256-1	0.2	0.1	mg/L	U	0.2			Chester	2018
Aqueous Brake Cleaner	Trichloroethene	180-74699-1	0.2	0.1	mg/L	U	0.2			Oklahoma City	2018
Aqueous Brake Cleaner	Trichloroethene	180-74214-1	0.2	0.1	mg/L	U	0.2			Tulsa	2018
Aqueous Brake Cleaner	Trichloroethene	180-58149-1	0.5	0.25	mg/L	U	0.5			Tampa	2016
Aqueous Brake Cleaner	Trichloroethene	180-79374-1	0.5	0.25	mg/L	U	0.5			Tampa	2018
Aqueous Brake Cleaner	Trichloroethene	180-74274-1	0.5	0.25	mg/L	U	0.5			Tallahassee	2018
Aqueous Brake Cleaner	Vinyl Chloride	180-58746-1	0.2	0.1	mg/L	U	0.2			Albuquerque	2016
Aqueous Brake Cleaner	Vinyl Chloride	180-55531-1	0.2	0.1	mg/L	U	0.2			Archdale	2016
Aqueous Brake Cleaner	Vinyl Chloride	180-55282-1	0.2	0.1	mg/L	U	0.2			Avon	2016
Aqueous Brake Cleaner	Vinyl Chloride	180-52549-1	0.2	0.1	mg/L	U	0.2			Boise	2016
Aqueous Brake Cleaner	Vinyl Chloride	180-53469-1	0.2	0.1	mg/L	U	0.2			Chandler	2016
Aqueous Brake Cleaner	Vinyl Chloride	180-58663-1	0.2	0.1	mg/L	U	0.2			Charlotte	2016
Aqueous Brake Cleaner	Vinyl Chloride	180-54773-1	0.2	0.1	mg/L	U	0.2			Chester	2016
Aqueous Brake Cleaner	Vinyl Chloride	180-58670-1	0.2	0.1	mg/L	U	0.2			Clackamas	2016
Aqueous Brake Cleaner	Vinyl Chloride	180-57952-1	0.2	0.1	mg/L	U	0.2			Los Angeles	2016
Aqueous Brake Cleaner	Vinyl Chloride	180-58630-1	0.2	0.1	mg/L	U	0.2			Sacramento	2016
Aqueous Brake Cleaner	Vinyl Chloride	180-58155-1	0.2	0.1	mg/L	U	0.2			Santa Ana	2016
Aqueous Brake Cleaner	Vinyl Chloride	180-56008-1	0.2	0.1	mg/L	U	0.2			St. Pauls	2016
Aqueous Brake Cleaner	Vinyl Chloride	180-55123-1	0.2	0.1	mg/L	U	0.2			Syracuse	2016
Aqueous Brake Cleaner	Vinyl Chloride	180-58149-1	0.2	0.1	mg/L	U	0.2			Tampa	2016
Aqueous Brake Cleaner	Vinyl Chloride	180-58733-1	0.2	0.1	mg/L	U	0.2			Tulsa	2016
Aqueous Brake Cleaner	Vinyl chloride	180-70242-1	0.2	0.1	mg/L	U	0.2			Albuquerque	2017
Aqueous Brake Cleaner	Vinyl chloride	180-65249-1	0.2	0.1	mg/L	U	0.2			Archdale	2017
Aqueous Brake Cleaner	Vinyl chloride	180-65699-1	0.2	0.1	mg/L	U	0.2			Avon	2017

Aqueous Brake Cleaner	Vinyl chloride	180-68705-1	0.2	0.1	mg/L	U	0.2			Boise	2017
Aqueous Brake Cleaner	Vinyl chloride	180-64608-1	0.2	0.1	mg/L	U	0.2			Chandler	2017
Aqueous Brake Cleaner	Vinyl chloride	180-70328-1	0.2	0.1	mg/L	U	0.2			Chesapeake	2017
Aqueous Brake Cleaner	Vinyl chloride	180-69202-1	0.2	0.1	mg/L	U	0.2			Clackamas	2017
Aqueous Brake Cleaner	Vinyl chloride	180-68419-1	0.2	0.1	mg/L	U	0.2			Farmington	2017
Aqueous Brake Cleaner	Vinyl chloride	180-65698-1	0.2	0.1	mg/L	U	0.2			Lackawanna	2017
Aqueous Brake Cleaner	Vinyl chloride	180-68413-1	0.2	0.1	mg/L	U	0.2			Los Angeles	2017
Aqueous Brake Cleaner	Vinyl chloride	180-70393-1	0.2	0.1	mg/L	U	0.2			Raleigh	2017
Aqueous Brake Cleaner	Vinyl chloride	180-70633-1	0.2	0.1	mg/L	U	0.2			Salisbury	2017
Aqueous Brake Cleaner	Vinyl chloride	180-70804-1	0.2	0.1	mg/L	U	0.2			Salisbury	2017
Aqueous Brake Cleaner	Vinyl chloride	180-67800-1	0.2	0.1	mg/L	U	0.2			Santa Ana	2017
Aqueous Brake Cleaner	Vinyl chloride	180-68514-1	0.2	0.1	mg/L	U	0.2			St Pauls	2017
Aqueous Brake Cleaner	Vinyl chloride	180-65397-1	0.2	0.1	mg/L	U	0.2			Syracuse	2017
Aqueous Brake Cleaner	Vinyl chloride	180-64792-1	0.2	0.1	mg/L	U	0.2			Wichita	2017
Aqueous Brake Cleaner	Vinyl chloride	180-70453-1	0.2	0.1	mg/L	U	0.2			Sacramento	2017
Aqueous Brake Cleaner	Vinyl chloride	180-60246-1	0.2	0.1	mg/L	U	0.2			Barre	2017
Aqueous Brake Cleaner	Vinyl chloride	180-59972-1	0.2	0.1	mg/L	U	0.2			Lackawanna	2017
Aqueous Brake Cleaner	Vinyl chloride	180-81149-1	0.2	0.1	mg/L	U	0.2			Albuquerque	2018
Aqueous Brake Cleaner	**Vinyl chloride**	**180-77377-1**	**0.2**	**0.1**	**mg/L**	**U**	**0.2**	**37**	**59**	**Archdale**	**2018**
Aqueous Brake Cleaner	Vinyl chloride	180-77920-1	0.2	0.1	mg/L	U	0.2			Avon	2018
Aqueous Brake Cleaner	Vinyl chloride	180-81148-1	0.2	0.1	mg/L	U	0.2			Barre	2018
Aqueous Brake Cleaner	Vinyl chloride	180-77713-1	0.2	0.1	mg/L	U	0.2			Boise	2018
Aqueous Brake Cleaner	Vinyl chloride	180-76917-1	0.2	0.1	mg/L	U	0.2			Chandler	2018
Aqueous Brake Cleaner	Vinyl chloride	180-77388-1	0.2	0.1	mg/L	U	0.2			Chester	2018
Aqueous Brake Cleaner	Vinyl chloride	180-82403-1	0.2	0.1	mg/L	U	0.2			Clackamas	2018
Aqueous Brake Cleaner	Vinyl chloride	180-81147-1	0.2	0.1	mg/L	U	0.2			Farmington	2018
Aqueous Brake Cleaner	Vinyl chloride	180-77068-1	0.2	0.1	mg/L	U	0.2			Lackawanna	2018
Aqueous Brake Cleaner	Vinyl chloride	180-79849-1	0.2	0.1	mg/L	U	0.2			Los Angeles	2018
Aqueous Brake Cleaner	Vinyl chloride	180-79773-1	0.2	0.1	mg/L	U	0.2			Oklahoma City	2018
Aqueous Brake Cleaner	Vinyl chloride	180-78575-1	0.2	0.1	mg/L	U	0.2			Raleigh	2018
Aqueous Brake Cleaner	Vinyl chloride	180-80851-1	0.2	0.1	mg/L	U	0.2			Sacramento	2018
Aqueous Brake Cleaner	Vinyl chloride	180-81357-1	0.2	0.1	mg/L	U	0.2			Salisbury	2018
Aqueous Brake Cleaner	Vinyl chloride	180-78621-1	0.2	0.1	mg/L	U	0.2			Santa Ana	2018
Aqueous Brake Cleaner	Vinyl chloride	180-78359-1	0.2	0.1	mg/L	U	0.2			St Pauls	2018
Aqueous Brake Cleaner	Vinyl chloride	180-76586-1	0.2	0.1	mg/L	U	0.2			Syracuse	2018
Aqueous Brake Cleaner	Vinyl chloride	180-79374-1	0.2	0.1	mg/L	U	0.2			Tampa	2018
Aqueous Brake Cleaner	Vinyl chloride	180-76206-1	0.2	0.1	mg/L	U	0.2			Wichita	2018
Aqueous Brake Cleaner	Vinyl chloride	180-72256-1	0.2	0.1	mg/L	U	0.2			Chester	2018
Aqueous Brake Cleaner	Vinyl chloride	180-74699-1	0.2	0.1	mg/L	U	0.2			Oklahoma City	2018
Aqueous Brake Cleaner	Vinyl chloride	180-74274-1	0.2	0.1	mg/L	U	0.2			Tallahassee	2018
Aqueous Brake Cleaner	Vinyl chloride	180-74214-1	0.2	0.1	mg/L	U	0.2			Tulsa	2018

MATRIX	PARAMETER	LAB ID	RESULT	UNITS	QUALIFIER
	2-Butanone (MEK) Average		8401.05		
	2-Methylphenol Average		0.04967		
	Arsenic Average		0.07392		
	Barium Average		7.56253		
	Benzene Average		19		
	Cadmium Average		0.04084		
	Chromium Average		0.03456		
	Flash Point Average		180.333		
	Lead Average		0.13391		
	Mercury Average		0.00073		
	pH Average		8.92339		
	Selenium Average		0.08493		
	Silver Average		0.019		
	Specific Gravity Average		0.98833		
	Tetrachloroethene Average		229.017		

MATRIX	PARAMETER	LAB_SAMPLE_ID	RESULT	RANKED DATA	UNITS	QUALIFIER	REPORTING LIMIT	Uth VALUE	COUNT	FACILITY	YEAR
Immersion Cleaner (Petroleum)	1,1-Dichloroethene	180-58781-1	0.5	0.25	mg/L	U	0.5			Albuquerque	2016
Immersion Cleaner (Petroleum)	1,1-Dichloroethene	180-54869-2	0.5	0.25	mg/L	U	0.5			Archdale	2016
Immersion Cleaner (Petroleum)	1,1-Dichloroethene	180-52532-2	0.5	0.25	mg/L	U	0.5			Boise	2016
Immersion Cleaner (Petroleum)	1,1-Dichloroethene	180-53497-2	0.5	0.25	mg/L	U	0.5			Chandler	2016
Immersion Cleaner (Petroleum)	1,1-Dichloroethene	180-58403-1	0.5	0.25	mg/L	U	0.5			Charlotte	2016
Immersion Cleaner (Petroleum)	1,1-Dichloroethene	180-54774-2	0.5	0.25	mg/L	U	0.5			Chester	2016
Immersion Cleaner (Petroleum)	1,1-Dichloroethene	180-58664-1	0.5	0.25	mg/L	U	0.5			Clackamas	2016
Immersion Cleaner (Petroleum)	1,1-Dichloroethene	180-56352-1	0.5	0.25	mg/L	U	0.5			Farmington	2016
Immersion Cleaner (Petroleum)	1,1-Dichloroethene	180-53964-1	0.5	0.25	mg/L	U	0.5			Kaukauna	2016
Immersion Cleaner (Petroleum)	1,1-Dichloroethene	180-53846-1	0.5	0.25	mg/L	U	0.5			Salt Lake City	2016
Immersion Cleaner (Petroleum)	1,1-Dichloroethene	180-56005-1	0.5	0.25	mg/L	U	0.5			St. Pauls	2016
Immersion Cleaner (Petroleum)	1,1-Dichloroethene	180-58145-1	0.5	0.25	mg/L	U	0.5			Tampa	2016
Immersion Cleaner (Petroleum)	1,1-Dichloroethene	180-58735-1	0.5	0.25	mg/L	U	0.5			Tulsa	2016
Immersion Cleaner (Petroleum)	1,1-Dichloroethene	180-58265-1	0.5	0.25	mg/L	U	0.5			Vinton	2016
Immersion Cleaner (Petroleum)	1,1-Dichloroethene	180-56644-1	0.5	0.25	mg/L	U	0.5			Waukesha	2016
Immersion Cleaner (Petroleum)	1,1-Dichloroethene	180-70386-2	0.5	0.25	mg/L	U *	0.5			Albuquerque	2017
Immersion Cleaner (Petroleum)	1,1-Dichloroethene	180-65691-1	0.5	0.25	mg/L	U	0.5			Archdale	2017
Immersion Cleaner (Petroleum)	1,1-Dichloroethene	180-68707-1	0.5	0.25	mg/L	U	0.5			Boise	2017
Immersion Cleaner (Petroleum)	1,1-Dichloroethene	180-64619-1	0.5	0.25	mg/L	U	0.5			Chandler	2017
Immersion Cleaner (Petroleum)	1,1-Dichloroethene	180-70327-1	0.5	0.25	mg/L	U *	0.5			Chesapeake	2017
Immersion Cleaner (Petroleum)	1,1-Dichloroethene	180-69195-1	0.5	0.25	mg/L	U	0.5			Clackamas	2017
Immersion Cleaner (Petroleum)	1,1-Dichloroethene	180-68916-1	0.5	0.25	mg/L	U	0.5			Farmington	2017
Immersion Cleaner (Petroleum)	1,1-Dichloroethene	180-64618-1	0.5	0.25	mg/L	U	0.5			Kaukauna	2017
Immersion Cleaner (Petroleum)	1,1-Dichloroethene	180-68459-1	0.5	0.25	mg/L	U	0.5			Oklahoma City	2017
Immersion Cleaner (Petroleum)	1,1-Dichloroethene	180-69239-1	0.5	0.25	mg/L	U	0.5			Oklahoma City	2017
Immersion Cleaner (Petroleum)	1,1-Dichloroethene	180-70395-2	0.5	0.25	mg/L	U *	0.5			Raleigh	2017
Immersion Cleaner (Petroleum)	1,1-Dichloroethene	180-70840-2	0.5	0.25	mg/L	U	0.5			Salisbury	2017
Immersion Cleaner (Petroleum)	1,1-Dichloroethene	180-65477-1	0.5	0.25	mg/L	U	0.5			Salt Lake City	2017
Immersion Cleaner (Petroleum)	1,1-Dichloroethene	180-69197-1	0.5	0.25	mg/L	U	0.5			St Pauls	2017
Immersion Cleaner (Petroleum)	1,1-Dichloroethene	180-69419-1	0.5	0.25	mg/L	U	0.5			Tulsa	2017
Immersion Cleaner (Petroleum)	1,1-Dichloroethene	180-69772-2	0.5	0.25	mg/L	U	0.5			Vinton	2017
Immersion Cleaner (Petroleum)	1,1-Dichloroethene	180-68956-1	0.5	0.25	mg/L	U	0.5			Waukesha	2017
Immersion Cleaner (Petroleum)	1,1-Dichloroethene	180-64794-1	0.5	0.25	mg/L	U	0.5			Wichita	2017
Immersion Cleaner (Petroleum)	1,1-Dichloroethene	180-60188-1	0.5	0.25	mg/L	U	0.5	34	54	Barre	2017
Immersion Cleaner (Petroleum)	1,1-Dichloroethene	180-81015-1	0.5	0.25	mg/L	U	0.5			Albuquerque	2018
Immersion Cleaner (Petroleum)	1,1-Dichloroethene	180-77379-1	0.5	0.25	mg/L	U	0.5			Archdale	2018
Immersion Cleaner (Petroleum)	1,1-Dichloroethene	180-81849-1	0.5	0.25	mg/L	U	0.5			Barre	2018
Immersion Cleaner (Petroleum)	1,1-Dichloroethene	180-77514-1	0.5	0.25	mg/L	U	0.5			Boise	2018
Immersion Cleaner (Petroleum)	1,1-Dichloroethene	180-77001-1	0.5	0.25	mg/L	U	0.5			Chandler	2018
Immersion Cleaner (Petroleum)	1,1-Dichloroethene	180-77389-1	0.5	0.25	mg/L	U	0.5			Chester	2018
Immersion Cleaner (Petroleum)	1,1-Dichloroethene	180-82400-1	0.5	0.25	mg/L	U	0.5			Clackamas	2018
Immersion Cleaner (Petroleum)	1,1-Dichloroethene	180-77380-1	0.5	0.25	mg/L	U	0.5			Kaukauna	2018
Immersion Cleaner (Petroleum)	1,1-Dichloroethene	180-80013-1	0.5	0.25	mg/L	U	0.5			Oklahoma City	2018
Immersion Cleaner (Petroleum)	1,1-Dichloroethene	180-78577-1	0.5	0.25	mg/L	U	0.5			Raleigh	2018
Immersion Cleaner (Petroleum)	1,1-Dichloroethene	180-81819-1	0.5	0.25	mg/L	U	0.5			Salisbury	2018
Immersion Cleaner (Petroleum)	1,1-Dichloroethene	180-76992-2	0.5	0.25	mg/L	U	0.5			Salt Lake City	2018
Immersion Cleaner (Petroleum)	1,1-Dichloroethene	180-78296-1	0.5	0.25	mg/L	U	0.5			St Pauls	2018
Immersion Cleaner (Petroleum)	1,1-Dichloroethene	180-79366-1	0.5	0.25	mg/L	U	0.5			Tampa	2018
Immersion Cleaner (Petroleum)	1,1-Dichloroethene	180-78695-1	0.5	0.25	mg/L	U	0.5			Vinton	2018
Immersion Cleaner (Petroleum)	1,1-Dichloroethene	180-76256-2	0.5	0.25	mg/L	U	0.5			Waukesha	2018
Immersion Cleaner (Petroleum)	1,1-Dichloroethene	180-76257-2	0.5	0.25	mg/L	U	0.5			Wichita	2018
Immersion Cleaner (Petroleum)	1,1-Dichloroethene	180-72260-2	0.5	0.25	mg/L	U *	0.5			Chester	2018
Immersion Cleaner (Petroleum)	1,1-Dichloroethene	180-74272-1	0.5	0.25	mg/L	U *	0.5			Tallahassee	2018
Immersion Cleaner (Petroleum)	1,1-Dichloroethene	180-81613-1	5	2.5	mg/L	U	5			Farmington	2018
Immersion Cleaner (Petroleum)	1,2-Dichloroethane	180-58781-1	0.5	0.25	mg/L	U	0.5			Albuquerque	2016
Immersion Cleaner (Petroleum)	1,2-Dichloroethane	180-54869-2	0.5	0.25	mg/L	U	0.5			Archdale	2016
Immersion Cleaner (Petroleum)	1,2-Dichloroethane	180-52532-2	0.5	0.25	mg/L	U	0.5			Boise	2016
Immersion Cleaner (Petroleum)	1,2-Dichloroethane	180-53497-2	0.5	0.25	mg/L	U	0.5			Chandler	2016
Immersion Cleaner (Petroleum)	1,2-Dichloroethane	180-58403-1	0.5	0.25	mg/L	U	0.5			Charlotte	2016

Immersion Cleaner (Petroleum)	1,2-Dichloroethane	180-54774-2	0.5	0.25	mg/L	U	0.5			Chester	2016
Immersion Cleaner (Petroleum)	1,2-Dichloroethane	180-58664-1	0.5	0.25	mg/L	U	0.5			Clackamas	2016
Immersion Cleaner (Petroleum)	1,2-Dichloroethane	180-56352-1	0.5	0.25	mg/L	U	0.5			Farmington	2016
Immersion Cleaner (Petroleum)	1,2-Dichloroethane	180-53964-1	0.5	0.25	mg/L	U	0.5			Kaukauna	2016
Immersion Cleaner (Petroleum)	1,2-Dichloroethane	180-53846-1	0.5	0.25	mg/L	U	0.5			Salt Lake City	2016
Immersion Cleaner (Petroleum)	1,2-Dichloroethane	180-56005-1	0.5	0.25	mg/L	U	0.5			St. Pauls	2016
Immersion Cleaner (Petroleum)	1,2-Dichloroethane	180-58145-1	0.5	0.25	mg/L	U	0.5			Tampa	2016
Immersion Cleaner (Petroleum)	1,2-Dichloroethane	180-58735-1	0.5	0.25	mg/L	U	0.5			Tulsa	2016
Immersion Cleaner (Petroleum)	1,2-Dichloroethane	180-58265-1	0.5	0.25	mg/L	U	0.5			Vinton	2016
Immersion Cleaner (Petroleum)	1,2-Dichloroethane	180-56644-1	0.5	0.25	mg/L	U	0.5			Waukesha	2016
Immersion Cleaner (Petroleum)	1,2-Dichloroethane	180-70386-2	0.5	0.25	mg/L	U	0.5			Albuquerque	2017
Immersion Cleaner (Petroleum)	1,2-Dichloroethane	180-65691-1	0.5	0.25	mg/L	U	0.5			Archdale	2017
Immersion Cleaner (Petroleum)	1,2-Dichloroethane	180-68707-1	0.5	0.25	mg/L	U	0.5			Boise	2017
Immersion Cleaner (Petroleum)	1,2-Dichloroethane	180-64619-1	0.5	0.25	mg/L	U	0.5			Chandler	2017
Immersion Cleaner (Petroleum)	1,2-Dichloroethane	180-70327-1	0.5	0.25	mg/L	U	0.5			Chesapeake	2017
Immersion Cleaner (Petroleum)	1,2-Dichloroethane	180-69195-1	0.5	0.25	mg/L	U	0.5			Clackamas	2017
Immersion Cleaner (Petroleum)	1,2-Dichloroethane	180-68916-1	0.5	0.25	mg/L	U	0.5			Farmington	2017
Immersion Cleaner (Petroleum)	1,2-Dichloroethane	180-64618-1	0.5	0.25	mg/L	U	0.5			Kaukauna	2017
Immersion Cleaner (Petroleum)	1,2-Dichloroethane	180-68459-1	0.5	0.25	mg/L	U	0.5			Oklahoma City	2017
Immersion Cleaner (Petroleum)	1,2-Dichloroethane	180-69239-1	0.5	0.25	mg/L	U	0.5			Oklahoma City	2017
Immersion Cleaner (Petroleum)	1,2-Dichloroethane	180-70395-2	0.5	0.25	mg/L	U	0.5			Raleigh	2017
Immersion Cleaner (Petroleum)	1,2-Dichloroethane	180-70840-2	0.5	0.25	mg/L	U	0.5			Salisbury	2017
Immersion Cleaner (Petroleum)	1,2-Dichloroethane	180-65477-1	0.5	0.25	mg/L	U	0.5			Salt Lake City	2017
Immersion Cleaner (Petroleum)	1,2-Dichloroethane	180-69197-1	0.5	0.25	mg/L	U	0.5			St Pauls	2017
Immersion Cleaner (Petroleum)	1,2-Dichloroethane	180-69419-1	0.5	0.25	mg/L	U	0.5			Tulsa	2017
Immersion Cleaner (Petroleum)	1,2-Dichloroethane	180-69772-2	0.5	0.25	mg/L	U	0.5			Vinton	2017
Immersion Cleaner (Petroleum)	1,2-Dichloroethane	180-68956-1	0.5	0.25	mg/L	U	0.5			Waukesha	2017
Immersion Cleaner (Petroleum)	1,2-Dichloroethane	180-64794-1	0.5	0.25	mg/L	U	0.5			Wichita	2017
Immersion Cleaner (Petroleum)	1,2-Dichloroethane	180-60188-1	0.5	0.25	mg/L	U	0.5	34	54	Barre	2017
Immersion Cleaner (Petroleum)	1,2-Dichloroethane	180-81015-1	0.5	0.25	mg/L	U	0.5			Albuquerque	2018
Immersion Cleaner (Petroleum)	1,2-Dichloroethane	180-77379-1	0.5	0.25	mg/L	U	0.5			Archdale	2018
Immersion Cleaner (Petroleum)	1,2-Dichloroethane	180-81849-1	0.5	0.25	mg/L	U	0.5			Barre	2018
Immersion Cleaner (Petroleum)	1,2-Dichloroethane	180-77514-1	0.5	0.25	mg/L	U	0.5			Boise	2018
Immersion Cleaner (Petroleum)	1,2-Dichloroethane	180-77001-1	0.5	0.25	mg/L	U	0.5			Chandler	2018
Immersion Cleaner (Petroleum)	1,2-Dichloroethane	180-77389-1	0.5	0.25	mg/L	U	0.5			Chester	2018
Immersion Cleaner (Petroleum)	1,2-Dichloroethane	180-82400-1	0.5	0.25	mg/L	U	0.5			Clackamas	2018
Immersion Cleaner (Petroleum)	1,2-Dichloroethane	180-77380-1	0.5	0.25	mg/L	U	0.5			Kaukauna	2018
Immersion Cleaner (Petroleum)	1,2-Dichloroethane	180-80013-1	0.5	0.25	mg/L	U	0.5			Oklahoma City	2018
Immersion Cleaner (Petroleum)	1,2-Dichloroethane	180-78577-1	0.5	0.25	mg/L	U	0.5			Raleigh	2018
Immersion Cleaner (Petroleum)	1,2-Dichloroethane	180-81819-1	0.5	0.25	mg/L	U	0.5			Salisbury	2018
Immersion Cleaner (Petroleum)	1,2-Dichloroethane	180-76992-2	0.5	0.25	mg/L	U	0.5			Salt Lake City	2018
Immersion Cleaner (Petroleum)	1,2-Dichloroethane	180-78296-1	0.5	0.25	mg/L	U	0.5			St Pauls	2018
Immersion Cleaner (Petroleum)	1,2-Dichloroethane	180-79366-1	0.5	0.25	mg/L	U	0.5			Tampa	2018
Immersion Cleaner (Petroleum)	1,2-Dichloroethane	180-78695-1	0.5	0.25	mg/L	U	0.5			Vinton	2018
Immersion Cleaner (Petroleum)	1,2-Dichloroethane	180-76256-2	0.5	0.25	mg/L	U	0.5			Waukesha	2018
Immersion Cleaner (Petroleum)	1,2-Dichloroethane	180-76257-2	0.5	0.25	mg/L	U	0.5			Wichita	2018
Immersion Cleaner (Petroleum)	1,2-Dichloroethane	180-72260-2	0.5	0.25	mg/L	U	0.5			Chester	2018
Immersion Cleaner (Petroleum)	1,2-Dichloroethane	180-74272-1	0.5	0.25	mg/L	U	0.5			Tallahassee	2018
Immersion Cleaner (Petroleum)	1,2-Dichloroethane	180-81613-1	5	2.5	mg/L	U	5			Farmington	2018
Immersion Cleaner (Petroleum)	1,4-Dichlorobenzene	180-68707-1	0.5	0.25	mg/L	U	0.5			Boise	2017
Immersion Cleaner (Petroleum)	1,4-Dichlorobenzene	180-76256-2	0.5	0.25	mg/L	U	0.5			Waukesha	2018
Immersion Cleaner (Petroleum)	1,4-Dichlorobenzene	180-68916-1	0.66	0.66	mg/L		0.5			Farmington	2017
Immersion Cleaner (Petroleum)	1,4-Dichlorobenzene	180-58664-1	2	2	mg/L		0.5			Clackamas	2016
Immersion Cleaner (Petroleum)	1,4-Dichlorobenzene	180-76257-2	2.3	2.3	mg/L		0.5			Wichita	2018
Immersion Cleaner (Petroleum)	1,4-Dichlorobenzene	180-81015-1	3.8	3.8	mg/L		0.5			Albuquerque	2018
Immersion Cleaner (Petroleum)	1,4-Dichlorobenzene	180-70840-2	3.9	3.9	mg/L		0.5			Salisbury	2017
Immersion Cleaner (Petroleum)	1,4-Dichlorobenzene	180-80013-1	3.9	3.9	mg/L		0.5			Oklahoma City	2018
Immersion Cleaner (Petroleum)	1,4-Dichlorobenzene	180-68956-1	4.1	4.1	mg/L		0.5			Waukesha	2017
Immersion Cleaner (Petroleum)	1,4-Dichlorobenzene	180-69195-1	4.2	4.2	mg/L		0.5			Clackamas	2017
Immersion Cleaner (Petroleum)	1,4-Dichlorobenzene	180-65477-1	4.4	4.4	mg/L		0.5			Salt Lake City	2017

Immersion Cleaner (Petroleum)	1,4-Dichlorobenzene	180-79366-1	4.5	4.5	mg/L		0.5			Tampa	2018
Immersion Cleaner (Petroleum)	1,4-Dichlorobenzene	180-78577-1	4.8	4.8	mg/L		0.5			Raleigh	2018
Immersion Cleaner (Petroleum)	1,4-Dichlorobenzene	180-65691-1	5.6	5.6	mg/L		0.5			Archdale	2017
Immersion Cleaner (Petroleum)	1,4-Dichlorobenzene	180-76992-2	5.6	5.6	mg/L		0.5			Salt Lake City	2018
Immersion Cleaner (Petroleum)	1,4-Dichlorobenzene	180-78695-1	5.8	5.8	mg/L		0.5			Vinton	2018
Immersion Cleaner (Petroleum)	1,4-Dichlorobenzene	180-69419-1	5.9	5.9	mg/L		0.5			Tulsa	2017
Immersion Cleaner (Petroleum)	1,4-Dichlorobenzene	180-70327-1	6	6	mg/L		0.5			Chesapeake	2017
Immersion Cleaner (Petroleum)	1,4-Dichlorobenzene	180-77001-1	6	6	mg/L		0.5			Chandler	2018
Immersion Cleaner (Petroleum)	1,4-Dichlorobenzene	180-81819-1	6	6	mg/L		0.5			Salisbury	2018
Immersion Cleaner (Petroleum)	1,4-Dichlorobenzene	180-77379-1	6.5	6.5	mg/L		0.5			Archdale	2018
Immersion Cleaner (Petroleum)	1,4-Dichlorobenzene	180-69197-1	6.6	6.6	mg/L		0.5			St Pauls	2017
Immersion Cleaner (Petroleum)	1,4-Dichlorobenzene	180-78296-1	6.6	6.6	mg/L		0.5			St Pauls	2018
Immersion Cleaner (Petroleum)	1,4-Dichlorobenzene	180-64618-1	6.9	6.9	mg/L		0.5			Kaukauna	2017
Immersion Cleaner (Petroleum)	1,4-Dichlorobenzene	180-60188-1	7.3	7.3	mg/L		0.5			Barre	2017
Immersion Cleaner (Petroleum)	1,4-Dichlorobenzene	180-68459-1	7.6	7.6	mg/L		0.5			Oklahoma City	2017
Immersion Cleaner (Petroleum)	1,4-Dichlorobenzene	180-82400-1	7.7	7.7	mg/L		0.5			Clackamas	2018
Immersion Cleaner (Petroleum)	1,4-Dichlorobenzene	180-77380-1	7.7	7.7	mg/L		0.5			Kaukauna	2018
Immersion Cleaner (Petroleum)	1,4-Dichlorobenzene	180-58265-1	8.9	8.9	mg/L		0.5			Vinton	2016
Immersion Cleaner (Petroleum)	1,4-Dichlorobenzene	180-77389-1	9.1	9.1	mg/L		0.5			Chester	2018
Immersion Cleaner (Petroleum)	1,4-Dichlorobenzene	180-58403-1	9.7	9.7	mg/L		0.5			Charlotte	2016
Immersion Cleaner (Petroleum)	1,4-Dichlorobenzene	180-70386-2	10	10	mg/L		0.5			Albuquerque	2017
Immersion Cleaner (Petroleum)	1,4-Dichlorobenzene	180-70395-2	10	10	mg/L		0.5			Raleigh	2017
Immersion Cleaner (Petroleum)	1,4-Dichlorobenzene	180-54774-2	11	11	mg/L		0.5	34	54	Chester	2016
Immersion Cleaner (Petroleum)	1,4-Dichlorobenzene	180-58145-1	11	11	mg/L		0.5			Tampa	2016
Immersion Cleaner (Petroleum)	1,4-Dichlorobenzene	180-58735-1	11	11	mg/L		0.5			Tulsa	2016
Immersion Cleaner (Petroleum)	1,4-Dichlorobenzene	180-56644-1	11	11	mg/L		0.5			Waukesha	2016
Immersion Cleaner (Petroleum)	1,4-Dichlorobenzene	180-69239-1	11	11	mg/L		0.5			Oklahoma City	2017
Immersion Cleaner (Petroleum)	1,4-Dichlorobenzene	180-69772-2	11	11	mg/L		0.5			Vinton	2017
Immersion Cleaner (Petroleum)	1,4-Dichlorobenzene	180-77514-1	11	11	mg/L		0.5			Boise	2018
Immersion Cleaner (Petroleum)	1,4-Dichlorobenzene	180-58781-1	13	13	mg/L		0.5			Albuquerque	2016
Immersion Cleaner (Petroleum)	1,4-Dichlorobenzene	180-53497-2	13	13	mg/L		0.5			Chandler	2016
Immersion Cleaner (Petroleum)	1,4-Dichlorobenzene	180-56352-1	13	13	mg/L		0.5			Farmington	2016
Immersion Cleaner (Petroleum)	1,4-Dichlorobenzene	180-74272-1	13	13	mg/L		0.5			Tallahassee	2018
Immersion Cleaner (Petroleum)	1,4-Dichlorobenzene	180-52532-2	15	15	mg/L		0.5			Boise	2016
Immersion Cleaner (Petroleum)	1,4-Dichlorobenzene	180-53846-1	17	17	mg/L		0.5			Salt Lake City	2016
Immersion Cleaner (Petroleum)	1,4-Dichlorobenzene	180-72260-2	17	17	mg/L		0.5			Chester	2018
Immersion Cleaner (Petroleum)	1,4-Dichlorobenzene	180-56005-1	18	18	mg/L		0.5			St. Pauls	2016
Immersion Cleaner (Petroleum)	1,4-Dichlorobenzene	180-53964-1	20	20	mg/L		0.5			Kaukauna	2016
Immersion Cleaner (Petroleum)	1,4-Dichlorobenzene	180-64794-1	20	20	mg/L		0.5			Wichita	2017
Immersion Cleaner (Petroleum)	1,4-Dichlorobenzene	180-54869-2	22	22	mg/L		0.5			Archdale	2016
Immersion Cleaner (Petroleum)	1,4-Dichlorobenzene	180-81613-1	24	24	mg/L		5			Farmington	2018
Immersion Cleaner (Petroleum)	1,4-Dichlorobenzene	180-81849-1	29	29	mg/L		0.5			Barre	2018
Immersion Cleaner (Petroleum)	1,4-Dichlorobenzene	180-64619-1	37	37	mg/L		0.5			Chandler	2017
Immersion Cleaner (Petroleum)	2,4,5-Trichlorophenol	180-58781-1	0.13	0.065	mg/L	U	0.13			Albuquerque	2016
Immersion Cleaner (Petroleum)	2,4,5-Trichlorophenol	180-80013-1	0.13	0.065	mg/L	U	0.13			Oklahoma City	2018
Immersion Cleaner (Petroleum)	2,4,5-Trichlorophenol	180-52532-2	2	1	mg/L	U	2			Boise	2016
Immersion Cleaner (Petroleum)	2,4,5-Trichlorophenol	180-53497-2	2	1	mg/L	U	2			Chandler	2016
Immersion Cleaner (Petroleum)	2,4,5-Trichlorophenol	180-58403-1	2	1	mg/L	U	2			Charlotte	2016
Immersion Cleaner (Petroleum)	2,4,5-Trichlorophenol	180-54774-2	2	1	mg/L	U	2			Chester	2016
Immersion Cleaner (Petroleum)	2,4,5-Trichlorophenol	180-58664-1	2	1	mg/L	U	2			Clackamas	2016
Immersion Cleaner (Petroleum)	2,4,5-Trichlorophenol	180-56352-1	2	1	mg/L	U	2			Farmington	2016
Immersion Cleaner (Petroleum)	2,4,5-Trichlorophenol	180-53964-1	2	1	mg/L	U	2			Kaukauna	2016
Immersion Cleaner (Petroleum)	2,4,5-Trichlorophenol	180-56005-1	2	1	mg/L	U	2			St. Pauls	2016
Immersion Cleaner (Petroleum)	2,4,5-Trichlorophenol	180-58145-1	2	1	mg/L	U	2			Tampa	2016
Immersion Cleaner (Petroleum)	2,4,5-Trichlorophenol	180-58735-1	2	1	mg/L	U	2			Tulsa	2016
Immersion Cleaner (Petroleum)	2,4,5-Trichlorophenol	180-58265-1	2	1	mg/L	U H	2			Vinton	2016
Immersion Cleaner (Petroleum)	2,4,5-Trichlorophenol	180-56644-1	2	1	mg/L	U	2			Waukesha	2016
Immersion Cleaner (Petroleum)	2,4,5-Trichlorophenol	180-70386-2	2	1	mg/L	U	2			Albuquerque	2017
Immersion Cleaner (Petroleum)	2,4,5-Trichlorophenol	180-65691-1	2	1	mg/L	U	2			Archdale	2017
Immersion Cleaner (Petroleum)	2,4,5-Trichlorophenol	180-64619-1	2	1	mg/L	U	2			Chandler	2017

Immersion Cleaner (Petroleum)	2,4,5-Trichlorophenol	180-70327-1	2	1	mg/L	U	2			Chesapeake	2017
Immersion Cleaner (Petroleum)	2,4,5-Trichlorophenol	180-69195-1	2	1	mg/L	U	2			Clackamas	2017
Immersion Cleaner (Petroleum)	2,4,5-Trichlorophenol	180-68916-1	2	1	mg/L	U	2			Farmington	2017
Immersion Cleaner (Petroleum)	2,4,5-Trichlorophenol	180-64618-1	2	1	mg/L	U	2			Kaukauna	2017
Immersion Cleaner (Petroleum)	2,4,5-Trichlorophenol	180-69239-1	2	1	mg/L	U	2			Oklahoma City	2017
Immersion Cleaner (Petroleum)	2,4,5-Trichlorophenol	180-70395-2	2	1	mg/L	U	2			Raleigh	2017
Immersion Cleaner (Petroleum)	2,4,5-Trichlorophenol	180-69197-1	2	1	mg/L	U	2			St Pauls	2017
Immersion Cleaner (Petroleum)	2,4,5-Trichlorophenol	180-69419-1	2	1	mg/L	U	2			Tulsa	2017
Immersion Cleaner (Petroleum)	2,4,5-Trichlorophenol	180-69772-2	2	1	mg/L	U	2			Vinton	2017
Immersion Cleaner (Petroleum)	2,4,5-Trichlorophenol	180-68956-1	2	1	mg/L	U	2			Waukesha	2017
Immersion Cleaner (Petroleum)	2,4,5-Trichlorophenol	180-64794-1	2	1	mg/L	U *	2			Wichita	2017
Immersion Cleaner (Petroleum)	2,4,5-Trichlorophenol	180-60188-1	2	1	mg/L	U	2			Barre	2017
Immersion Cleaner (Petroleum)	2,4,5-Trichlorophenol	180-77379-1	2	1	mg/L	U	2			Archdale	2018
Immersion Cleaner (Petroleum)	2,4,5-Trichlorophenol	180-77514-1	2	1	mg/L	U	2			Boise	2018
Immersion Cleaner (Petroleum)	2,4,5-Trichlorophenol	180-77389-1	2	1	mg/L	U	2			Chester	2018
Immersion Cleaner (Petroleum)	2,4,5-Trichlorophenol	180-82400-1	2	1	mg/L	U	2			Clackamas	2018
Immersion Cleaner (Petroleum)	2,4,5-Trichlorophenol	180-77380-1	2	1	mg/L	U	2	34	54	Kaukauna	2018
Immersion Cleaner (Petroleum)	2,4,5-Trichlorophenol	180-79366-1	2	1	mg/L	U	2			Tampa	2018
Immersion Cleaner (Petroleum)	2,4,5-Trichlorophenol	180-78695-1	2	1	mg/L	U	2			Vinton	2018
Immersion Cleaner (Petroleum)	2,4,5-Trichlorophenol	180-76256-2	2	1	mg/L	U	2			Waukesha	2018
Immersion Cleaner (Petroleum)	2,4,5-Trichlorophenol	180-76257-2	2	1	mg/L	U	2			Wichita	2018
Immersion Cleaner (Petroleum)	2,4,5-Trichlorophenol	180-72260-2	2	1	mg/L	U	2			Chester	2018
Immersion Cleaner (Petroleum)	2,4,5-Trichlorophenol	180-74272-1	2	1	mg/L	U	2			Tallahassee	2018
Immersion Cleaner (Petroleum)	2,4,5-Trichlorophenol	180-54869-2	10	5	mg/L	U	10			Archdale	2016
Immersion Cleaner (Petroleum)	2,4,5-Trichlorophenol	180-68459-1	10	5	mg/L	U	10			Oklahoma City	2017
Immersion Cleaner (Petroleum)	2,4,5-Trichlorophenol	180-70840-2	10	5	mg/L	U	10			Salisbury	2017
Immersion Cleaner (Petroleum)	2,4,5-Trichlorophenol	180-68707-1	20	10	mg/L	U	20			Boise	2017
Immersion Cleaner (Petroleum)	2,4,5-Trichlorophenol	180-65477-1	20	10	mg/L	U	20			Salt Lake City	2017
Immersion Cleaner (Petroleum)	2,4,5-Trichlorophenol	180-81015-1	20	10	mg/L	U	20			Albuquerque	2018
Immersion Cleaner (Petroleum)	2,4,5-Trichlorophenol	180-76992-2	20	10	mg/L	U	20			Salt Lake City	2018
Immersion Cleaner (Petroleum)	2,4,5-Trichlorophenol	180-77001-1	30	15	mg/L	U	30			Chandler	2018
Immersion Cleaner (Petroleum)	2,4,5-Trichlorophenol	180-53846-1	40	20	mg/L	U	40			Salt Lake City	2016
Immersion Cleaner (Petroleum)	2,4,5-Trichlorophenol	180-81849-1	40	20	mg/L	U	40			Barre	2018
Immersion Cleaner (Petroleum)	2,4,5-Trichlorophenol	180-81613-1	50	25	mg/L	U	50			Farmington	2018
Immersion Cleaner (Petroleum)	2,4,5-Trichlorophenol	180-78296-1	50	25	mg/L	U	50			St Pauls	2018
Immersion Cleaner (Petroleum)	2,4,5-Trichlorophenol	180-81819-1	80	40	mg/L	U	80			Salisbury	2018
Immersion Cleaner (Petroleum)	2,4,5-Trichlorophenol	180-78577-1	100	50	mg/L	U	100			Raleigh	2018
Immersion Cleaner (Petroleum)	2,4,6-Trichlorophenol	180-58781-1	0.13	0.065	mg/L	U	0.13			Albuquerque	2016
Immersion Cleaner (Petroleum)	2,4,6-Trichlorophenol	180-80013-1	0.13	0.065	mg/L	U	0.13			Oklahoma City	2018
Immersion Cleaner (Petroleum)	2,4,6-Trichlorophenol	180-52532-2	2	1	mg/L	U	2			Boise	2016
Immersion Cleaner (Petroleum)	2,4,6-Trichlorophenol	180-53497-2	2	1	mg/L	U	2			Chandler	2016
Immersion Cleaner (Petroleum)	2,4,6-Trichlorophenol	180-58403-1	2	1	mg/L	U	2			Charlotte	2016
Immersion Cleaner (Petroleum)	2,4,6-Trichlorophenol	180-54774-2	2	1	mg/L	U	2			Chester	2016
Immersion Cleaner (Petroleum)	2,4,6-Trichlorophenol	180-58664-1	2	1	mg/L	U	2			Clackamas	2016
Immersion Cleaner (Petroleum)	2,4,6-Trichlorophenol	180-56352-1	2	1	mg/L	U	2			Farmington	2016
Immersion Cleaner (Petroleum)	2,4,6-Trichlorophenol	180-53964-1	2	1	mg/L	U	2			Kaukauna	2016
Immersion Cleaner (Petroleum)	2,4,6-Trichlorophenol	180-56005-1	2	1	mg/L	U	2			St. Pauls	2016
Immersion Cleaner (Petroleum)	2,4,6-Trichlorophenol	180-58145-1	2	1	mg/L	U	2			Tampa	2016
Immersion Cleaner (Petroleum)	2,4,6-Trichlorophenol	180-58735-1	2	1	mg/L	U	2			Tulsa	2016
Immersion Cleaner (Petroleum)	2,4,6-Trichlorophenol	180-58265-1	2	1	mg/L	U H	2			Vinton	2016
Immersion Cleaner (Petroleum)	2,4,6-Trichlorophenol	180-56644-1	2	1	mg/L	U	2			Waukesha	2016
Immersion Cleaner (Petroleum)	2,4,6-Trichlorophenol	180-70386-2	2	1	mg/L	U	2			Albuquerque	2017
Immersion Cleaner (Petroleum)	2,4,6-Trichlorophenol	180-65691-1	2	1	mg/L	U	2			Archdale	2017
Immersion Cleaner (Petroleum)	2,4,6-Trichlorophenol	180-64619-1	2	1	mg/L	U	2			Chandler	2017
Immersion Cleaner (Petroleum)	2,4,6-Trichlorophenol	180-70327-1	2	1	mg/L	U	2			Chesapeake	2017
Immersion Cleaner (Petroleum)	2,4,6-Trichlorophenol	180-69195-1	2	1	mg/L	U	2			Clackamas	2017
Immersion Cleaner (Petroleum)	2,4,6-Trichlorophenol	180-68916-1	2	1	mg/L	U	2			Farmington	2017
Immersion Cleaner (Petroleum)	2,4,6-Trichlorophenol	180-64618-1	2	1	mg/L	U	2			Kaukauna	2017
Immersion Cleaner (Petroleum)	2,4,6-Trichlorophenol	180-69239-1	2	1	mg/L	U	2			Oklahoma City	2017
Immersion Cleaner (Petroleum)	2,4,6-Trichlorophenol	180-70395-2	2	1	mg/L	U	2			Raleigh	2017

Immersion Cleaner (Petroleum)	2,4,6-Trichlorophenol	180-69197-1	2	1	mg/L	U	2			St Pauls	2017
Immersion Cleaner (Petroleum)	2,4,6-Trichlorophenol	180-69419-1	2	1	mg/L	U	2			Tulsa	2017
Immersion Cleaner (Petroleum)	2,4,6-Trichlorophenol	180-69772-2	2	1	mg/L	U	2			Vinton	2017
Immersion Cleaner (Petroleum)	2,4,6-Trichlorophenol	180-68956-1	2	1	mg/L	U	2			Waukesha	2017
Immersion Cleaner (Petroleum)	2,4,6-Trichlorophenol	180-64794-1	2	1	mg/L	U *	2			Wichita	2017
Immersion Cleaner (Petroleum)	2,4,6-Trichlorophenol	180-60188-1	2	1	mg/L	U	2			Barre	2017
Immersion Cleaner (Petroleum)	2,4,6-Trichlorophenol	180-77379-1	2	1	mg/L	U	2			Archdale	2018
Immersion Cleaner (Petroleum)	2,4,6-Trichlorophenol	180-77514-1	2	1	mg/L	U	2			Boise	2018
Immersion Cleaner (Petroleum)	2,4,6-Trichlorophenol	180-77389-1	2	1	mg/L	U	2			Chester	2018
Immersion Cleaner (Petroleum)	2,4,6-Trichlorophenol	180-82400-1	2	1	mg/L	U	2			Clackamas	2018
Immersion Cleaner (Petroleum)	2,4,6-Trichlorophenol	180-77380-1	2	1	mg/L	U	2	34	54	Kaukauna	2018
Immersion Cleaner (Petroleum)	2,4,6-Trichlorophenol	180-79366-1	2	1	mg/L	U	2			Tampa	2018
Immersion Cleaner (Petroleum)	2,4,6-Trichlorophenol	180-78695-1	2	1	mg/L	U	2			Vinton	2018
Immersion Cleaner (Petroleum)	2,4,6-Trichlorophenol	180-76256-2	2	1	mg/L	U	2			Waukesha	2018
Immersion Cleaner (Petroleum)	2,4,6-Trichlorophenol	180-76257-2	2	1	mg/L	U	2			Wichita	2018
Immersion Cleaner (Petroleum)	2,4,6-Trichlorophenol	180-72260-2	2	1	mg/L	U	2			Chester	2018
Immersion Cleaner (Petroleum)	2,4,6-Trichlorophenol	180-74272-1	2	1	mg/L	U	2			Tallahassee	2018
Immersion Cleaner (Petroleum)	2,4,6-Trichlorophenol	180-54869-2	10	5	mg/L	U	10			Archdale	2016
Immersion Cleaner (Petroleum)	2,4,6-Trichlorophenol	180-68459-1	10	5	mg/L	U	10			Oklahoma City	2017
Immersion Cleaner (Petroleum)	2,4,6-Trichlorophenol	180-70840-2	10	5	mg/L	U	10			Salisbury	2017
Immersion Cleaner (Petroleum)	2,4,6-Trichlorophenol	180-68707-1	20	10	mg/L	U	20			Boise	2017
Immersion Cleaner (Petroleum)	2,4,6-Trichlorophenol	180-65477-1	20	10	mg/L	U	20			Salt Lake City	2017
Immersion Cleaner (Petroleum)	2,4,6-Trichlorophenol	180-81015-1	20	10	mg/L	U	20			Albuquerque	2018
Immersion Cleaner (Petroleum)	2,4,6-Trichlorophenol	180-76992-2	20	10	mg/L	U	20			Salt Lake City	2018
Immersion Cleaner (Petroleum)	2,4,6-Trichlorophenol	180-77001-1	30	15	mg/L	U	30			Chandler	2018
Immersion Cleaner (Petroleum)	2,4,6-Trichlorophenol	180-53846-1	40	20	mg/L	U	40			Salt Lake City	2016
Immersion Cleaner (Petroleum)	2,4,6-Trichlorophenol	180-81849-1	40	20	mg/L	U	40			Barre	2018
Immersion Cleaner (Petroleum)	2,4,6-Trichlorophenol	180-81613-1	50	25	mg/L	U	50			Farmington	2018
Immersion Cleaner (Petroleum)	2,4,6-Trichlorophenol	180-78296-1	50	25	mg/L	U	50			St Pauls	2018
Immersion Cleaner (Petroleum)	2,4,6-Trichlorophenol	180-81819-1	80	40	mg/L	U	80			Salisbury	2018
Immersion Cleaner (Petroleum)	2,4,6-Trichlorophenol	180-78577-1	100	50	mg/L	U	100			Raleigh	2018
Immersion Cleaner (Petroleum)	2,4-Dinitrotoluene	180-58781-1	0.13	0.065	mg/L	U	0.13			Albuquerque	2016
Immersion Cleaner (Petroleum)	2,4-Dinitrotoluene	180-80013-1	0.13	0.065	mg/L	U	0.13			Oklahoma City	2018
Immersion Cleaner (Petroleum)	2,4-Dinitrotoluene	180-52532-2	2	1	mg/L	U	2			Boise	2016
Immersion Cleaner (Petroleum)	2,4-Dinitrotoluene	180-53497-2	2	1	mg/L	U	2			Chandler	2016
Immersion Cleaner (Petroleum)	2,4-Dinitrotoluene	180-58403-1	2	1	mg/L	U	2			Charlotte	2016
Immersion Cleaner (Petroleum)	2,4-Dinitrotoluene	180-54774-2	2	1	mg/L	U	2			Chester	2016
Immersion Cleaner (Petroleum)	2,4-Dinitrotoluene	180-58664-1	2	1	mg/L	U	2			Clackamas	2016
Immersion Cleaner (Petroleum)	2,4-Dinitrotoluene	180-56352-1	2	1	mg/L	U	2			Farmington	2016
Immersion Cleaner (Petroleum)	2,4-Dinitrotoluene	180-53964-1	2	1	mg/L	U	2			Kaukauna	2016
Immersion Cleaner (Petroleum)	2,4-Dinitrotoluene	180-56005-1	2	1	mg/L	U	2			St. Pauls	2016
Immersion Cleaner (Petroleum)	2,4-Dinitrotoluene	180-58145-1	2	1	mg/L	U	2			Tampa	2016
Immersion Cleaner (Petroleum)	2,4-Dinitrotoluene	180-58735-1	2	1	mg/L	U	2			Tulsa	2016
Immersion Cleaner (Petroleum)	2,4-Dinitrotoluene	180-58265-1	2	1	mg/L	U H	2			Vinton	2016
Immersion Cleaner (Petroleum)	2,4-Dinitrotoluene	180-56644-1	2	1	mg/L	U	2			Waukesha	2016
Immersion Cleaner (Petroleum)	2,4-Dinitrotoluene	180-70386-2	2	1	mg/L	U	2			Albuquerque	2017
Immersion Cleaner (Petroleum)	2,4-Dinitrotoluene	180-65691-1	2	1	mg/L	U	2			Archdale	2017
Immersion Cleaner (Petroleum)	2,4-Dinitrotoluene	180-64619-1	2	1	mg/L	U	2			Chandler	2017
Immersion Cleaner (Petroleum)	2,4-Dinitrotoluene	180-70327-1	2	1	mg/L	U	2			Chesapeake	2017
Immersion Cleaner (Petroleum)	2,4-Dinitrotoluene	180-69195-1	2	1	mg/L	U	2			Clackamas	2017
Immersion Cleaner (Petroleum)	2,4-Dinitrotoluene	180-68916-1	2	1	mg/L	U	2			Farmington	2017
Immersion Cleaner (Petroleum)	2,4-Dinitrotoluene	180-64618-1	2	1	mg/L	U	2			Kaukauna	2017
Immersion Cleaner (Petroleum)	2,4-Dinitrotoluene	180-69239-1	2	1	mg/L	U	2			Oklahoma City	2017
Immersion Cleaner (Petroleum)	2,4-Dinitrotoluene	180-70395-2	2	1	mg/L	U	2			Raleigh	2017
Immersion Cleaner (Petroleum)	2,4-Dinitrotoluene	180-69197-1	2	1	mg/L	U	2			St Pauls	2017
Immersion Cleaner (Petroleum)	2,4-Dinitrotoluene	180-69419-1	2	1	mg/L	U	2			Tulsa	2017
Immersion Cleaner (Petroleum)	2,4-Dinitrotoluene	180-69772-2	2	1	mg/L	U	2			Vinton	2017
Immersion Cleaner (Petroleum)	2,4-Dinitrotoluene	180-68956-1	2	1	mg/L	U	2			Waukesha	2017
Immersion Cleaner (Petroleum)	2,4-Dinitrotoluene	180-64794-1	2	1	mg/L	U *	2			Wichita	2017
Immersion Cleaner (Petroleum)	2,4-Dinitrotoluene	180-60188-1	2	1	mg/L	U	2			Barre	2017

Immersion Cleaner (Petroleum)	2,4-Dinitrotoluene	180-77379-1	2	1	mg/L	U	2			Archdale	2018
Immersion Cleaner (Petroleum)	2,4-Dinitrotoluene	180-77514-1	2	1	mg/L	U	2			Boise	2018
Immersion Cleaner (Petroleum)	2,4-Dinitrotoluene	180-77389-1	2	1	mg/L	U	2			Chester	2018
Immersion Cleaner (Petroleum)	2,4-Dinitrotoluene	180-82400-1	2	1	mg/L	U	2			Clackamas	2018
Immersion Cleaner (Petroleum)	2,4-Dinitrotoluene	180-77380-1	2	1	mg/L	U	2	34	54	Kaukauna	2018
Immersion Cleaner (Petroleum)	2,4-Dinitrotoluene	180-79366-1	2	1	mg/L	U	2			Tampa	2018
Immersion Cleaner (Petroleum)	2,4-Dinitrotoluene	180-78695-1	2	1	mg/L	U	2			Vinton	2018
Immersion Cleaner (Petroleum)	2,4-Dinitrotoluene	180-76256-2	2	1	mg/L	U	2			Waukesha	2018
Immersion Cleaner (Petroleum)	2,4-Dinitrotoluene	180-76257-2	2	1	mg/L	U	2			Wichita	2018
Immersion Cleaner (Petroleum)	2,4-Dinitrotoluene	180-72260-2	2	1	mg/L	U	2			Chester	2018
Immersion Cleaner (Petroleum)	2,4-Dinitrotoluene	180-74272-1	2	1	mg/L	U	2			Tallahassee	2018
Immersion Cleaner (Petroleum)	2,4-Dinitrotoluene	180-54869-2	10	5	mg/L	U	10			Archdale	2016
Immersion Cleaner (Petroleum)	2,4-Dinitrotoluene	180-68459-1	10	5	mg/L	U	10			Oklahoma City	2017
Immersion Cleaner (Petroleum)	2,4-Dinitrotoluene	180-70840-2	10	5	mg/L	U	10			Salisbury	2017
Immersion Cleaner (Petroleum)	2,4-Dinitrotoluene	180-68707-1	20	10	mg/L	U	20			Boise	2017
Immersion Cleaner (Petroleum)	2,4-Dinitrotoluene	180-65477-1	20	10	mg/L	U	20			Salt Lake City	2017
Immersion Cleaner (Petroleum)	2,4-Dinitrotoluene	180-81015-1	20	10	mg/L	U	20			Albuquerque	2018
Immersion Cleaner (Petroleum)	2,4-Dinitrotoluene	180-76992-2	20	10	mg/L	U	20			Salt Lake City	2018
Immersion Cleaner (Petroleum)	2,4-Dinitrotoluene	180-77001-1	30	15	mg/L	U	30			Chandler	2018
Immersion Cleaner (Petroleum)	2,4-Dinitrotoluene	180-53846-1	40	20	mg/L	U	40			Salt Lake City	2016
Immersion Cleaner (Petroleum)	2,4-Dinitrotoluene	180-81849-1	40	20	mg/L	U	40			Barre	2018
Immersion Cleaner (Petroleum)	2,4-Dinitrotoluene	180-81613-1	50	25	mg/L	U	50			Farmington	2018
Immersion Cleaner (Petroleum)	2,4-Dinitrotoluene	180-78296-1	50	25	mg/L	U	50			St Pauls	2018
Immersion Cleaner (Petroleum)	2,4-Dinitrotoluene	180-81819-1	80	40	mg/L	U	80			Salisbury	2018
Immersion Cleaner (Petroleum)	2,4-Dinitrotoluene	180-78577-1	100	50	mg/L	U	100			Raleigh	2018
Immersion Cleaner (Petroleum)	2-Butanone (MEK)	180-56005-1	0.5	0.25	mg/L	U	0.5			St. Pauls	2016
Immersion Cleaner (Petroleum)	2-Butanone (MEK)	180-70386-2	0.5	0.25	mg/L	U	0.5			Albuquerque	2017
Immersion Cleaner (Petroleum)	2-Butanone (MEK)	180-70327-1	0.5	0.25	mg/L	U	0.5			Chesapeake	2017
Immersion Cleaner (Petroleum)	2-Butanone (MEK)	180-64618-1	0.5	0.25	mg/L	U	0.5			Kaukauna	2017
Immersion Cleaner (Petroleum)	2-Butanone (MEK)	180-70395-2	0.5	0.25	mg/L	U	0.5			Raleigh	2017
Immersion Cleaner (Petroleum)	2-Butanone (MEK)	180-81015-1	0.5	0.25	mg/L	U	0.5			Albuquerque	2018
Immersion Cleaner (Petroleum)	2-Butanone (MEK)	180-81849-1	0.5	0.25	mg/L	U	0.5			Barre	2018
Immersion Cleaner (Petroleum)	2-Butanone (MEK)	180-79366-1	0.5	0.25	mg/L	U	0.5			Tampa	2018
Immersion Cleaner (Petroleum)	2-Butanone (MEK)	180-76256-2	0.5	0.25	mg/L	U	0.5			Waukesha	2018
Immersion Cleaner (Petroleum)	2-Butanone (MEK)	180-74272-1	0.5	0.25	mg/L	U	0.5			Tallahassee	2018
Immersion Cleaner (Petroleum)	2-Butanone (MEK)	180-68707-1	1.8	1.8	mg/L		0.5			Boise	2017
Immersion Cleaner (Petroleum)	2-Butanone (MEK)	180-77514-1	1.9	1.9	mg/L		0.5			Boise	2018
Immersion Cleaner (Petroleum)	2-Butanone (MEK)	180-58781-1	2.3	2.3	mg/L		0.5			Albuquerque	2016
Immersion Cleaner (Petroleum)	2-Butanone (MEK)	180-78296-1	2.3	2.3	mg/L		0.5			St Pauls	2018
Immersion Cleaner (Petroleum)	2-Butanone (MEK)	180-76257-2	2.3	2.3	mg/L		0.5			Wichita	2018
Immersion Cleaner (Petroleum)	2-Butanone (MEK)	180-68956-1	2.8	2.8	mg/L		0.5			Waukesha	2017
Immersion Cleaner (Petroleum)	2-Butanone (MEK)	180-60188-1	2.8	2.8	mg/L		0.5			Barre	2017
Immersion Cleaner (Petroleum)	2-Butanone (MEK)	180-82400-1	3.2	3.2	mg/L		0.5			Clackamas	2018
Immersion Cleaner (Petroleum)	2-Butanone (MEK)	180-72260-2	3.2	3.2	mg/L		0.5			Chester	2018
Immersion Cleaner (Petroleum)	2-Butanone (MEK)	180-53846-1	3.3	3.3	mg/L		0.5			Salt Lake City	2016
Immersion Cleaner (Petroleum)	2-Butanone (MEK)	180-76992-2	3.7	3.7	mg/L		0.5			Salt Lake City	2018
Immersion Cleaner (Petroleum)	2-Butanone (MEK)	180-81819-1	3.8	3.8	mg/L		0.5			Salisbury	2018
Immersion Cleaner (Petroleum)	2-Butanone (MEK)	180-77380-1	4	4	mg/L		0.5			Kaukauna	2018
Immersion Cleaner (Petroleum)	2-Butanone (MEK)	180-68916-1	4.2	4.2	mg/L		0.5			Farmington	2017
Immersion Cleaner (Petroleum)	2-Butanone (MEK)	180-77379-1	4.3	4.3	mg/L		0.5			Archdale	2018
Immersion Cleaner (Petroleum)	2-Butanone (MEK)	180-78695-1	4.5	4.5	mg/L		0.5			Vinton	2018
Immersion Cleaner (Petroleum)	2-Butanone (MEK)	180-58403-1	4.6	4.6	mg/L		0.5			Charlotte	2016
Immersion Cleaner (Petroleum)	2-Butanone (MEK)	180-58664-1	4.6	4.6	mg/L		0.5			Clackamas	2016
Immersion Cleaner (Petroleum)	2-Butanone (MEK)	180-58145-1	4.9	4.9	mg/L		0.5			Tampa	2016
Immersion Cleaner (Petroleum)	2-Butanone (MEK)	180-69772-2	4.9	4.9	mg/L		0.5			Vinton	2017
Immersion Cleaner (Petroleum)	2-Butanone (MEK)	180-54869-2	5.9	5.9	mg/L		0.5			Archdale	2016
Immersion Cleaner (Petroleum)	2-Butanone (MEK)	180-69419-1	6	6	mg/L		0.5			Tulsa	2017
Immersion Cleaner (Petroleum)	2-Butanone (MEK)	180-77389-1	6.2	6.2	mg/L		0.5			Chester	2018
Immersion Cleaner (Petroleum)	2-Butanone (MEK)	180-58265-1	7.2	7.2	mg/L		0.5	34	54	Vinton	2016
Immersion Cleaner (Petroleum)	2-Butanone (MEK)	180-64619-1	7.5	7.5	mg/L		0.5			Chandler	2017

Immersion Cleaner (Petroleum)	2-Butanone (MEK)	180-52532-2	8	8	mg/L		0.5			Boise	2016
Immersion Cleaner (Petroleum)	2-Butanone (MEK)	180-77001-1	8.3	8.3	mg/L		0.5			Chandler	2018
Immersion Cleaner (Petroleum)	2-Butanone (MEK)	180-53964-1	9.3	9.3	mg/L		0.5			Kaukauna	2016
Immersion Cleaner (Petroleum)	2-Butanone (MEK)	180-70840-2	9.3	9.3	mg/L		0.5			Salisbury	2017
Immersion Cleaner (Petroleum)	2-Butanone (MEK)	180-54774-2	10	10	mg/L		0.5			Chester	2016
Immersion Cleaner (Petroleum)	2-Butanone (MEK)	180-69239-1	15	15	mg/L		0.5			Oklahoma City	2017
Immersion Cleaner (Petroleum)	2-Butanone (MEK)	180-58735-1	16	16	mg/L		0.5			Tulsa	2016
Immersion Cleaner (Petroleum)	2-Butanone (MEK)	180-69197-1	16	16	mg/L		0.5			St Pauls	2017
Immersion Cleaner (Petroleum)	2-Butanone (MEK)	180-65691-1	17	17	mg/L		0.5			Archdale	2017
Immersion Cleaner (Petroleum)	2-Butanone (MEK)	180-56352-1	18	18	mg/L		0.5			Farmington	2016
Immersion Cleaner (Petroleum)	2-Butanone (MEK)	180-69195-1	20	20	mg/L		0.5			Clackamas	2017
Immersion Cleaner (Petroleum)	2-Butanone (MEK)	180-81613-1	20	20	mg/L		5			Farmington	2018
Immersion Cleaner (Petroleum)	2-Butanone (MEK)	180-65477-1	23	23	mg/L		0.5			Salt Lake City	2017
Immersion Cleaner (Petroleum)	2-Butanone (MEK)	180-68459-1	24	24	mg/L		0.5			Oklahoma City	2017
Immersion Cleaner (Petroleum)	2-Butanone (MEK)	180-80013-1	29	29	mg/L		0.5			Oklahoma City	2018
Immersion Cleaner (Petroleum)	2-Butanone (MEK)	180-64794-1	45	45	mg/L		0.5			Wichita	2017
Immersion Cleaner (Petroleum)	2-Butanone (MEK)	180-53497-2	120	120	mg/L		5			Chandler	2016
Immersion Cleaner (Petroleum)	2-Butanone (MEK)	180-78577-1	160	160	mg/L		5			Raleigh	2018
Immersion Cleaner (Petroleum)	2-Butanone (MEK)	180-56644-1	4500	4500	mg/L		100			Waukesha	2016
Immersion Cleaner (Petroleum)	2-Methylphenol	180-80013-1	1	0.5	mg/L	U	1			Oklahoma City	2018
Immersion Cleaner (Petroleum)	2-Methylphenol	180-58781-1	0.6	0.6	mg/L	J	1			Albuquerque	2016
Immersion Cleaner (Petroleum)	2-Methylphenol	180-52532-2	2	1	mg/L	U	2			Boise	2016
Immersion Cleaner (Petroleum)	2-Methylphenol	180-53497-2	2	1	mg/L	U	2			Chandler	2016
Immersion Cleaner (Petroleum)	2-Methylphenol	180-58403-1	2	1	mg/L	U *	2			Charlotte	2016
Immersion Cleaner (Petroleum)	2-Methylphenol	180-54774-2	2	1	mg/L	U	2			Chester	2016
Immersion Cleaner (Petroleum)	2-Methylphenol	180-58664-1	2	1	mg/L	U	2			Clackamas	2016
Immersion Cleaner (Petroleum)	2-Methylphenol	180-56352-1	2	1	mg/L	U	2			Farmington	2016
Immersion Cleaner (Petroleum)	2-Methylphenol	180-53964-1	2	1	mg/L	U	2			Kaukauna	2016
Immersion Cleaner (Petroleum)	2-Methylphenol	180-56005-1	2	1	mg/L	U	2			St. Pauls	2016
Immersion Cleaner (Petroleum)	2-Methylphenol	180-58145-1	2	1	mg/L	U	2			Tampa	2016
Immersion Cleaner (Petroleum)	2-Methylphenol	180-58735-1	2	1	mg/L	U	2			Tulsa	2016
Immersion Cleaner (Petroleum)	2-Methylphenol	180-58265-1	2	1	mg/L	U H *	2			Vinton	2016
Immersion Cleaner (Petroleum)	2-Methylphenol	180-56644-1	2	1	mg/L	U	2			Waukesha	2016
Immersion Cleaner (Petroleum)	2-Methylphenol	180-70386-2	2	1	mg/L	U	2			Albuquerque	2017
Immersion Cleaner (Petroleum)	2-Methylphenol	180-65691-1	2	1	mg/L	U	2			Archdale	2017
Immersion Cleaner (Petroleum)	2-Methylphenol	180-64619-1	2	1	mg/L	U	2			Chandler	2017
Immersion Cleaner (Petroleum)	2-Methylphenol	180-70327-1	2	1	mg/L	U	2			Chesapeake	2017
Immersion Cleaner (Petroleum)	2-Methylphenol	180-69195-1	2	1	mg/L	U	2			Clackamas	2017
Immersion Cleaner (Petroleum)	2-Methylphenol	180-68916-1	2	1	mg/L	U	2			Farmington	2017
Immersion Cleaner (Petroleum)	2-Methylphenol	180-64618-1	2	1	mg/L	U	2			Kaukauna	2017
Immersion Cleaner (Petroleum)	2-Methylphenol	180-69239-1	2	1	mg/L	U	2			Oklahoma City	2017
Immersion Cleaner (Petroleum)	2-Methylphenol	180-70395-2	2	1	mg/L	U	2			Raleigh	2017
Immersion Cleaner (Petroleum)	2-Methylphenol	180-69197-1	2	1	mg/L	U	2			St Pauls	2017
Immersion Cleaner (Petroleum)	2-Methylphenol	180-69419-1	2	1	mg/L	U	2			Tulsa	2017
Immersion Cleaner (Petroleum)	2-Methylphenol	180-69772-2	2	1	mg/L	U	2			Vinton	2017
Immersion Cleaner (Petroleum)	2-Methylphenol	180-68956-1	2	1	mg/L	U	2			Waukesha	2017
Immersion Cleaner (Petroleum)	2-Methylphenol	180-64794-1	2	1	mg/L	U	2			Wichita	2017
Immersion Cleaner (Petroleum)	2-Methylphenol	180-60188-1	2	1	mg/L	U	2			Barre	2017
Immersion Cleaner (Petroleum)	2-Methylphenol	180-77379-1	2	1	mg/L	U	2			Archdale	2018
Immersion Cleaner (Petroleum)	2-Methylphenol	180-77514-1	2	1	mg/L	U	2			Boise	2018
Immersion Cleaner (Petroleum)	2-Methylphenol	180-77389-1	2	1	mg/L	U	2			Chester	2018
Immersion Cleaner (Petroleum)	2-Methylphenol	180-82400-1	2	1	mg/L	U	2			Clackamas	2018
Immersion Cleaner (Petroleum)	2-Methylphenol	180-77380-1	2	1	mg/L	U	2	34	54	Kaukauna	2018
Immersion Cleaner (Petroleum)	2-Methylphenol	180-79366-1	2	1	mg/L	U	2			Tampa	2018
Immersion Cleaner (Petroleum)	2-Methylphenol	180-78695-1	2	1	mg/L	U	2			Vinton	2018
Immersion Cleaner (Petroleum)	2-Methylphenol	180-76256-2	2	1	mg/L	U	2			Waukesha	2018
Immersion Cleaner (Petroleum)	2-Methylphenol	180-76257-2	2	1	mg/L	U	2			Wichita	2018
Immersion Cleaner (Petroleum)	2-Methylphenol	180-72260-2	2	1	mg/L	U	2			Chester	2018
Immersion Cleaner (Petroleum)	2-Methylphenol	180-74272-1	2	1	mg/L	U	2			Tallahassee	2018
Immersion Cleaner (Petroleum)	2-Methylphenol	180-54869-2	10	5	mg/L	U	10			Archdale	2016

Immersion Cleaner (Petroleum)	2-Methylphenol	180-68459-1	10	5	mg/L	U	10			Oklahoma City	2017
Immersion Cleaner (Petroleum)	2-Methylphenol	180-70840-2	10	5	mg/L	U	10			Salisbury	2017
Immersion Cleaner (Petroleum)	2-Methylphenol	180-68707-1	20	10	mg/L	U	20			Boise	2017
Immersion Cleaner (Petroleum)	2-Methylphenol	180-65477-1	20	10	mg/L	U	20			Salt Lake City	2017
Immersion Cleaner (Petroleum)	2-Methylphenol	180-81015-1	20	10	mg/L	U	20			Albuquerque	2018
Immersion Cleaner (Petroleum)	2-Methylphenol	180-76992-2	20	10	mg/L	U	20			Salt Lake City	2018
Immersion Cleaner (Petroleum)	2-Methylphenol	180-77001-1	30	15	mg/L	U	30			Chandler	2018
Immersion Cleaner (Petroleum)	2-Methylphenol	180-53846-1	40	20	mg/L	U	40			Salt Lake City	2016
Immersion Cleaner (Petroleum)	2-Methylphenol	180-81849-1	40	20	mg/L	U	40			Barre	2018
Immersion Cleaner (Petroleum)	2-Methylphenol	180-81613-1	50	25	mg/L	U	50			Farmington	2018
Immersion Cleaner (Petroleum)	2-Methylphenol	180-78296-1	50	25	mg/L	U	50			St Pauls	2018
Immersion Cleaner (Petroleum)	2-Methylphenol	180-81819-1	80	40	mg/L	U	80			Salisbury	2018
Immersion Cleaner (Petroleum)	2-Methylphenol	180-78577-1	100	50	mg/L	U	100			Raleigh	2018
Immersion Cleaner (Petroleum)	Arsenic	180-74272-2	0.044	0.044	mg/L	J	0.1			Tallahassee	2018
Immersion Cleaner (Petroleum)	Arsenic	180-69239-2	0.048	0.048	mg/L	J	0.1			Oklahoma City	2017
Immersion Cleaner (Petroleum)	Arsenic	180-52532-1	0.1	0.05	mg/L	U	0.1			Boise	2016
Immersion Cleaner (Petroleum)	Arsenic	180-53497-1	0.1	0.05	mg/L	U	0.1			Chandler	2016
Immersion Cleaner (Petroleum)	Arsenic	180-56005-2	0.1	0.05	mg/L	U	0.1			St. Pauls	2016
Immersion Cleaner (Petroleum)	Arsenic	180-58735-2	0.1	0.05	mg/L	U	0.1			Tulsa	2016
Immersion Cleaner (Petroleum)	Arsenic	180-68707-2	0.1	0.05	mg/L	U	0.1			Boise	2017
Immersion Cleaner (Petroleum)	Arsenic	180-81849-2	0.1	0.05	mg/L	U	0.1			Barre	2018
Immersion Cleaner (Petroleum)	Arsenic	180-77380-2	0.1	0.05	mg/L	U	0.1			Kaukauna	2018
Immersion Cleaner (Petroleum)	Arsenic	180-72260-1	0.1	0.05	mg/L	U	0.1			Chester	2018
Immersion Cleaner (Petroleum)	Arsenic	180-70395-1	0.097	0.097	mg/L	J	0.1			Raleigh	2017
Immersion Cleaner (Petroleum)	Arsenic	180-69197-2	0.13	0.13	mg/L		0.1			St Pauls	2017
Immersion Cleaner (Petroleum)	Arsenic	180-69772-1	0.14	0.14	mg/L		0.1			Vinton	2017
Immersion Cleaner (Petroleum)	Arsenic	180-64794-2	0.17	0.17	mg/L	J	0.2			Wichita	2017
Immersion Cleaner (Petroleum)	Arsenic	180-79366-2	0.17	0.17	mg/L		0.1			Tampa	2018
Immersion Cleaner (Petroleum)	Arsenic	180-76257-1	0.17	0.17	mg/L	J	0.2			Wichita	2018
Immersion Cleaner (Petroleum)	Arsenic	180-70840-1	0.18	0.18	mg/L		0.1			Salisbury	2017
Immersion Cleaner (Petroleum)	Arsenic	180-56644-2	0.2	0.2	mg/L		0.1			Waukesha	2016
Immersion Cleaner (Petroleum)	Arsenic	180-58145-2	0.21	0.21	mg/L		0.1			Tampa	2016
Immersion Cleaner (Petroleum)	Arsenic	180-69195-2	0.21	0.21	mg/L		0.1			Clackamas	2017
Immersion Cleaner (Petroleum)	Arsenic	180-54774-1	0.5	0.25	mg/L	U	0.5			Chester	2016
Immersion Cleaner (Petroleum)	Arsenic	180-77379-2	0.5	0.25	mg/L	U	0.5			Archdale	2018
Immersion Cleaner (Petroleum)	Arsenic	180-78296-2	0.25	0.25	mg/L		0.1			St Pauls	2018
Immersion Cleaner (Petroleum)	Arsenic	180-81819-2	0.27	0.27	mg/L		0.1			Salisbury	2018
Immersion Cleaner (Petroleum)	Arsenic	180-60188-2	0.3	0.3	mg/L		0.1			Barre	2017
Immersion Cleaner (Petroleum)	Arsenic	180-56352-2	0.35	0.35	mg/L	J	0.5			Farmington	2016
Immersion Cleaner (Petroleum)	Arsenic	180-64618-2	0.37	0.37	mg/L	J	0.5			Kaukauna	2017
Immersion Cleaner (Petroleum)	Arsenic	180-65691-2	0.44	0.44	mg/L		0.1			Archdale	2017
Immersion Cleaner (Petroleum)	Arsenic	180-64619-2	0.44	0.44	mg/L		0.25			Chandler	2017
Immersion Cleaner (Petroleum)	Arsenic	180-78577-2	0.46	0.46	mg/L		0.1			Raleigh	2018
Immersion Cleaner (Petroleum)	Arsenic	180-76992-1	0.46	0.46	mg/L		0.1			Salt Lake City	2018
Immersion Cleaner (Petroleum)	Arsenic	180-70327-2	0.49	0.49	mg/L		0.1			Chesapeake	2017
Immersion Cleaner (Petroleum)	Arsenic	180-58403-2	1	0.5	mg/L	U	1			Charlotte	2016
Immersion Cleaner (Petroleum)	**Arsenic**	**180-53964-2**	**1**	**0.5**	**mg/L**	**U**	**1**	**34**	**54**	**Kaukauna**	**2016**
Immersion Cleaner (Petroleum)	Arsenic	180-68459-2	0.5	0.5	mg/L		0.1			Oklahoma City	2017
Immersion Cleaner (Petroleum)	Arsenic	180-68956-2	0.5	0.5	mg/L		0.2			Waukesha	2017
Immersion Cleaner (Petroleum)	Arsenic	180-82400-2	0.5	0.5	mg/L		0.1			Clackamas	2018
Immersion Cleaner (Petroleum)	Arsenic	180-65477-2	0.52	0.52	mg/L		0.5			Salt Lake City	2017
Immersion Cleaner (Petroleum)	Arsenic	180-77514-2	0.55	0.55	mg/L		0.1			Boise	2018
Immersion Cleaner (Petroleum)	Arsenic	180-77001-2	0.55	0.55	mg/L		0.1			Chandler	2018
Immersion Cleaner (Petroleum)	Arsenic	180-80013-2	0.55	0.55	mg/L		0.1			Oklahoma City	2018
Immersion Cleaner (Petroleum)	Arsenic	180-81015-2	0.56	0.56	mg/L		0.1			Albuquerque	2018
Immersion Cleaner (Petroleum)	Arsenic	180-77389-2	0.56	0.56	mg/L		0.1			Chester	2018
Immersion Cleaner (Petroleum)	Arsenic	180-58664-2	0.59	0.59	mg/L		0.1			Clackamas	2016
Immersion Cleaner (Petroleum)	Arsenic	180-69419-2	0.59	0.59	mg/L		0.5			Tulsa	2017
Immersion Cleaner (Petroleum)	Arsenic	180-76256-1	0.61	0.61	mg/L		0.2			Waukesha	2018
Immersion Cleaner (Petroleum)	Arsenic	180-70386-1	0.7	0.7	mg/L		0.1			Albuquerque	2017

Immersion Cleaner (Petroleum)	Arsenic	180-68916-2	0.78	0.78	mg/L		0.2			Farmington	2017
Immersion Cleaner (Petroleum)	Arsenic	180-58781-1	2	1	mg/L	U	2			Albuquerque	2016
Immersion Cleaner (Petroleum)	Arsenic	180-53846-2	2	1	mg/L	U	2			Salt Lake City	2016
Immersion Cleaner (Petroleum)	Arsenic	180-78695-2	1.1	1.1	mg/L		0.1			Vinton	2018
Immersion Cleaner (Petroleum)	Arsenic	180-54869-1	2.5	1.25	mg/L	U	2.5			Archdale	2016
Immersion Cleaner (Petroleum)	Arsenic	180-58265-2	2.5	1.25	mg/L	U	2.5			Vinton	2016
Immersion Cleaner (Petroleum)	Arsenic	180-81613-2	1.8	1.8	mg/L		0.1			Farmington	2018
Immersion Cleaner (Petroleum)	Barium	180-52532-1	0.016	0.016	mg/L	J	2			Boise	2016
Immersion Cleaner (Petroleum)	Barium	180-72260-1	0.018	0.018	mg/L	J	2			Chester	2018
Immersion Cleaner (Petroleum)	Barium	180-69772-1	0.019	0.019	mg/L	J	2			Vinton	2017
Immersion Cleaner (Petroleum)	Barium	180-78577-2	0.02	0.02	mg/L	J	2			Raleigh	2018
Immersion Cleaner (Petroleum)	Barium	180-81849-2	0.022	0.022	mg/L	J	2			Barre	2018
Immersion Cleaner (Petroleum)	Barium	180-78296-2	0.022	0.022	mg/L	J	2			St Pauls	2018
Immersion Cleaner (Petroleum)	Barium	180-79366-2	0.027	0.027	mg/L	J	2			Tampa	2018
Immersion Cleaner (Petroleum)	Barium	180-69239-2	0.029	0.029	mg/L	J	2			Oklahoma City	2017
Immersion Cleaner (Petroleum)	Barium	180-70395-1	0.032	0.032	mg/L	J	2			Raleigh	2017
Immersion Cleaner (Petroleum)	Barium	180-76257-1	0.051	0.051	mg/L	J B	4			Wichita	2018
Immersion Cleaner (Petroleum)	Barium	180-69197-2	0.052	0.052	mg/L	J	2			St Pauls	2017
Immersion Cleaner (Petroleum)	Barium	180-58735-2	0.053	0.053	mg/L	J	2			Tulsa	2016
Immersion Cleaner (Petroleum)	Barium	180-81015-2	0.062	0.062	mg/L	J	2			Albuquerque	2018
Immersion Cleaner (Petroleum)	Barium	180-81819-2	0.08	0.08	mg/L	J	2			Salisbury	2018
Immersion Cleaner (Petroleum)	Barium	180-70840-1	0.094	0.094	mg/L	J	2			Salisbury	2017
Immersion Cleaner (Petroleum)	Barium	180-70386-1	0.097	0.097	mg/L	J	2			Albuquerque	2017
Immersion Cleaner (Petroleum)	Barium	180-53964-2	0.098	0.098	mg/L	J B	2			Kaukauna	2016
Immersion Cleaner (Petroleum)	Barium	180-64619-2	0.11	0.11	mg/L	J	5			Chandler	2017
Immersion Cleaner (Petroleum)	Barium	180-69195-2	0.11	0.11	mg/L	J	2			Clackamas	2017
Immersion Cleaner (Petroleum)	Barium	180-68459-2	0.12	0.12	mg/L	J	2			Oklahoma City	2017
Immersion Cleaner (Petroleum)	Barium	180-77379-2	0.13	0.13	mg/L	J	10			Archdale	2018
Immersion Cleaner (Petroleum)	Barium	180-77514-2	0.13	0.13	mg/L	J	2			Boise	2018
Immersion Cleaner (Petroleum)	Barium	180-80013-2	0.13	0.13	mg/L	J	2			Oklahoma City	2018
Immersion Cleaner (Petroleum)	Barium	180-53497-1	0.14	0.14	mg/L	J B	2			Chandler	2016
Immersion Cleaner (Petroleum)	Barium	180-68956-2	0.16	0.16	mg/L	J	4			Waukesha	2017
Immersion Cleaner (Petroleum)	Barium	180-82400-2	0.17	0.17	mg/L	J	2			Clackamas	2018
Immersion Cleaner (Petroleum)	Barium	180-78695-2	0.19	0.19	mg/L	J	2			Vinton	2018
Immersion Cleaner (Petroleum)	Barium	180-77380-2	0.21	0.21	mg/L	J	2			Kaukauna	2018
Immersion Cleaner (Petroleum)	Barium	180-53846-2	0.23	0.23	mg/L	J	2			Salt Lake City	2016
Immersion Cleaner (Petroleum)	Barium	180-56644-2	0.23	0.23	mg/L	J B	2			Waukesha	2016
Immersion Cleaner (Petroleum)	Barium	180-69419-2	0.25	0.25	mg/L	J	10			Tulsa	2017
Immersion Cleaner (Petroleum)	Barium	180-64618-2	0.3	0.3	mg/L	J	10			Kaukauna	2017
Immersion Cleaner (Petroleum)	Barium	180-70327-2	0.42	0.42	mg/L	J	2			Chesapeake	2017
Immersion Cleaner (Petroleum)	Barium	180-77001-2	0.52	0.52	mg/L	J	2	34	54	Chandler	2018
Immersion Cleaner (Petroleum)	Barium	180-76992-1	0.56	0.56	mg/L	J	2			Salt Lake City	2018
Immersion Cleaner (Petroleum)	Barium	180-60188-2	0.95	0.95	mg/L	J	2			Barre	2017
Immersion Cleaner (Petroleum)	Barium	180-58403-2	2	1	mg/L	U	2			Charlotte	2016
Immersion Cleaner (Petroleum)	Barium	180-54774-1	2	1	mg/L	U	2			Chester	2016
Immersion Cleaner (Petroleum)	Barium	180-56005-2	2	1	mg/L	U	2			St. Pauls	2016
Immersion Cleaner (Petroleum)	Barium	180-58145-2	2	1	mg/L	U	2			Tampa	2016
Immersion Cleaner (Petroleum)	Barium	180-65691-2	2	1	mg/L	U	2			Archdale	2017
Immersion Cleaner (Petroleum)	Barium	180-68707-2	2	1	mg/L	U	2			Boise	2017
Immersion Cleaner (Petroleum)	Barium	180-74272-2	2	1	mg/L	U	2			Tallahassee	2018
Immersion Cleaner (Petroleum)	Barium	180-64794-2	4	2	mg/L	U	4			Wichita	2017
Immersion Cleaner (Petroleum)	Barium	180-76256-1	4	2	mg/L	U	4			Waukesha	2018
Immersion Cleaner (Petroleum)	Barium	180-58664-2	2.5	2.5	mg/L		2			Clackamas	2016
Immersion Cleaner (Petroleum)	Barium	180-54869-1	10	5	mg/L	U	10			Archdale	2016
Immersion Cleaner (Petroleum)	Barium	180-56352-2	10	5	mg/L	U	10			Farmington	2016
Immersion Cleaner (Petroleum)	Barium	180-58265-2	10	5	mg/L	U	10			Vinton	2016
Immersion Cleaner (Petroleum)	Barium	180-65477-2	10	5	mg/L	U	10			Salt Lake City	2017
Immersion Cleaner (Petroleum)	Barium	180-58781-1	20	10	mg/L	U	20			Albuquerque	2016
Immersion Cleaner (Petroleum)	Barium	180-68916-2	12	12	mg/L		4			Farmington	2017
Immersion Cleaner (Petroleum)	Barium	180-77389-2	16	16	mg/L		2			Chester	2018

Immersion Cleaner (Petroleum)	Barium	180-81613-2	260	260	mg/L		2			Farmington	2018
Immersion Cleaner (Petroleum)	Benzene	180-77379-1	0.2	0.2	mg/L	J	0.5			Archdale	2018
Immersion Cleaner (Petroleum)	Benzene	180-54869-2	0.5	0.25	mg/L	U	0.5			Archdale	2016
Immersion Cleaner (Petroleum)	Benzene	180-53497-2	0.5	0.25	mg/L	U	0.5			Chandler	2016
Immersion Cleaner (Petroleum)	Benzene	180-58403-1	0.5	0.25	mg/L	U	0.5			Charlotte	2016
Immersion Cleaner (Petroleum)	Benzene	180-54774-2	0.5	0.25	mg/L	U	0.5			Chester	2016
Immersion Cleaner (Petroleum)	Benzene	180-58664-1	0.5	0.25	mg/L	U	0.5			Clackamas	2016
Immersion Cleaner (Petroleum)	Benzene	180-53964-1	0.5	0.25	mg/L	U	0.5			Kaukauna	2016
Immersion Cleaner (Petroleum)	Benzene	180-53846-1	0.5	0.25	mg/L	U	0.5			Salt Lake City	2016
Immersion Cleaner (Petroleum)	Benzene	180-56005-1	0.5	0.25	mg/L	U	0.5			St. Pauls	2016
Immersion Cleaner (Petroleum)	Benzene	180-58145-1	0.5	0.25	mg/L	U	0.5			Tampa	2016
Immersion Cleaner (Petroleum)	Benzene	180-58735-1	0.5	0.25	mg/L	U	0.5			Tulsa	2016
Immersion Cleaner (Petroleum)	Benzene	180-58265-1	0.5	0.25	mg/L	U	0.5			Vinton	2016
Immersion Cleaner (Petroleum)	Benzene	180-70386-2	0.5	0.25	mg/L	U	0.5			Albuquerque	2017
Immersion Cleaner (Petroleum)	Benzene	180-65691-1	0.5	0.25	mg/L	U	0.5			Archdale	2017
Immersion Cleaner (Petroleum)	Benzene	180-68707-1	0.5	0.25	mg/L	U	0.5			Boise	2017
Immersion Cleaner (Petroleum)	Benzene	180-70327-1	0.5	0.25	mg/L	U	0.5			Chesapeake	2017
Immersion Cleaner (Petroleum)	Benzene	180-69195-1	0.5	0.25	mg/L	U	0.5			Clackamas	2017
Immersion Cleaner (Petroleum)	Benzene	180-68916-1	0.5	0.25	mg/L	U	0.5			Farmington	2017
Immersion Cleaner (Petroleum)	Benzene	180-64618-1	0.5	0.25	mg/L	U	0.5			Kaukauna	2017
Immersion Cleaner (Petroleum)	Benzene	180-70395-2	0.5	0.25	mg/L	U	0.5			Raleigh	2017
Immersion Cleaner (Petroleum)	Benzene	180-69197-1	0.5	0.25	mg/L	U	0.5			St Pauls	2017
Immersion Cleaner (Petroleum)	Benzene	180-69419-1	0.5	0.25	mg/L	U	0.5			Tulsa	2017
Immersion Cleaner (Petroleum)	Benzene	180-68956-1	0.5	0.25	mg/L	U	0.5			Waukesha	2017
Immersion Cleaner (Petroleum)	Benzene	180-77389-1	0.5	0.25	mg/L	U	0.5			Chester	2018
Immersion Cleaner (Petroleum)	Benzene	180-82400-1	0.5	0.25	mg/L	U	0.5			Clackamas	2018
Immersion Cleaner (Petroleum)	Benzene	180-77380-1	0.5	0.25	mg/L	U	0.5			Kaukauna	2018
Immersion Cleaner (Petroleum)	Benzene	180-78577-1	0.5	0.25	mg/L	U	0.5			Raleigh	2018
Immersion Cleaner (Petroleum)	Benzene	180-76992-2	0.5	0.25	mg/L	U	0.5			Salt Lake City	2018
Immersion Cleaner (Petroleum)	Benzene	180-76256-2	0.5	0.25	mg/L	U	0.5			Waukesha	2018
Immersion Cleaner (Petroleum)	Benzene	180-72260-2	0.5	0.25	mg/L	U	0.5			Chester	2018
Immersion Cleaner (Petroleum)	Benzene	180-56644-1	0.26	0.26	mg/L	J	0.5			Waukesha	2016
Immersion Cleaner (Petroleum)	Benzene	180-81819-1	0.28	0.28	mg/L	J	0.5			Salisbury	2018
Immersion Cleaner (Petroleum)	Benzene	180-77001-1	0.3	0.3	mg/L	J	0.5			Chandler	2018
Immersion Cleaner (Petroleum)	Benzene	180-76257-2	0.39	0.39	mg/L	J	0.5	34	54	Wichita	2018
Immersion Cleaner (Petroleum)	Benzene	180-69772-2	0.46	0.46	mg/L	J	0.5			Vinton	2017
Immersion Cleaner (Petroleum)	Benzene	180-81015-1	0.52	0.52	mg/L		0.5			Albuquerque	2018
Immersion Cleaner (Petroleum)	Benzene	180-78296-1	0.54	0.54	mg/L		0.5			St Pauls	2018
Immersion Cleaner (Petroleum)	Benzene	180-56352-1	0.57	0.57	mg/L		0.5			Farmington	2016
Immersion Cleaner (Petroleum)	Benzene	180-60188-1	0.57	0.57	mg/L		0.5			Barre	2017
Immersion Cleaner (Petroleum)	Benzene	180-78695-1	0.73	0.73	mg/L		0.5			Vinton	2018
Immersion Cleaner (Petroleum)	Benzene	180-65477-1	0.76	0.76	mg/L		0.5			Salt Lake City	2017
Immersion Cleaner (Petroleum)	Benzene	180-52532-2	1.1	1.1	mg/L		0.5			Boise	2016
Immersion Cleaner (Petroleum)	Benzene	180-77514-1	1.2	1.2	mg/L		0.5			Boise	2018
Immersion Cleaner (Petroleum)	Benzene	180-80013-1	1.2	1.2	mg/L		0.5			Oklahoma City	2018
Immersion Cleaner (Petroleum)	Benzene	180-64619-1	1.3	1.3	mg/L		0.5			Chandler	2017
Immersion Cleaner (Petroleum)	Benzene	180-68459-1	1.3	1.3	mg/L		0.5			Oklahoma City	2017
Immersion Cleaner (Petroleum)	Benzene	180-69239-1	1.3	1.3	mg/L		0.5			Oklahoma City	2017
Immersion Cleaner (Petroleum)	Benzene	180-64794-1	1.4	1.4	mg/L		0.5			Wichita	2017
Immersion Cleaner (Petroleum)	Benzene	180-81849-1	1.5	1.5	mg/L		0.5			Barre	2018
Immersion Cleaner (Petroleum)	Benzene	180-79366-1	1.5	1.5	mg/L		0.5			Tampa	2018
Immersion Cleaner (Petroleum)	Benzene	180-58781-1	1.9	1.9	mg/L		0.5			Albuquerque	2016
Immersion Cleaner (Petroleum)	Benzene	180-81613-1	5	2.5	mg/L	U	5			Farmington	2018
Immersion Cleaner (Petroleum)	Benzene	180-70840-2	4.7	4.7	mg/L		0.5			Salisbury	2017
Immersion Cleaner (Petroleum)	Benzene	180-74272-1	7.8	7.8	mg/L		0.5			Tallahassee	2018
Immersion Cleaner (Petroleum)	Bulk Density	180-81613-1	0.94	0.94	g/cc		0.01			Farmington	2018
Immersion Cleaner (Petroleum)	Cadmium	180-58735-2	0.0043	0.0043	mg/L	J	0.05			Tulsa	2016
Immersion Cleaner (Petroleum)	Cadmium	180-74272-2	0.0047	0.0047	mg/L	J	0.05			Tallahassee	2018
Immersion Cleaner (Petroleum)	Cadmium	180-78695-2	0.0055	0.0055	mg/L	J	0.05			Vinton	2018
Immersion Cleaner (Petroleum)	Cadmium	180-56005-2	0.0057	0.0057	mg/L	J	0.05			St. Pauls	2016

Immersion Cleaner (Petroleum)	Cadmium	180-68916-2	0.01	0.01	mg/L	J	0.1			Farmington	2017
Immersion Cleaner (Petroleum)	Cadmium	180-53497-1	0.013	0.013	mg/L	J	0.05			Chandler	2016
Immersion Cleaner (Petroleum)	Cadmium	180-76256-1	0.014	0.014	mg/L	J B	0.1			Waukesha	2018
Immersion Cleaner (Petroleum)	Cadmium	180-58145-2	0.019	0.019	mg/L	J	0.05			Tampa	2016
Immersion Cleaner (Petroleum)	Cadmium	180-53964-2	0.026	0.026	mg/L	J	0.05			Kaukauna	2016
Immersion Cleaner (Petroleum)	Cadmium	180-81849-2	0.026	0.026	mg/L	J F1	0.05			Barre	2018
Immersion Cleaner (Petroleum)	Cadmium	180-56644-2	0.027	0.027	mg/L	J	0.05			Waukesha	2016
Immersion Cleaner (Petroleum)	Cadmium	180-70395-1	0.029	0.029	mg/L	J	0.05			Raleigh	2017
Immersion Cleaner (Petroleum)	Cadmium	180-52532-1	0.032	0.032	mg/L	J	0.05			Boise	2016
Immersion Cleaner (Petroleum)	Cadmium	180-68707-2	0.034	0.034	mg/L	J B	0.05			Boise	2017
Immersion Cleaner (Petroleum)	Cadmium	180-64794-2	0.043	0.043	mg/L	J	0.1			Wichita	2017
Immersion Cleaner (Petroleum)	Cadmium	180-70386-1	0.046	0.046	mg/L	J	0.05			Albuquerque	2017
Immersion Cleaner (Petroleum)	Cadmium	180-69772-1	0.046	0.046	mg/L	J B	0.05			Vinton	2017
Immersion Cleaner (Petroleum)	Cadmium	180-54774-1	0.05	0.05	mg/L		0.05			Chester	2016
Immersion Cleaner (Petroleum)	Cadmium	180-77380-2	0.05	0.05	mg/L		0.05			Kaukauna	2018
Immersion Cleaner (Petroleum)	Cadmium	180-69197-2	0.051	0.051	mg/L	B	0.05			St Pauls	2017
Immersion Cleaner (Petroleum)	Cadmium	180-78296-2	0.064	0.064	mg/L		0.05			St Pauls	2018
Immersion Cleaner (Petroleum)	Cadmium	180-58265-2	0.074	0.074	mg/L	J	0.25			Vinton	2016
Immersion Cleaner (Petroleum)	Cadmium	180-64619-2	0.08	0.08	mg/L	J	0.13			Chandler	2017
Immersion Cleaner (Petroleum)	Cadmium	180-56352-2	0.093	0.093	mg/L	J	0.25			Farmington	2016
Immersion Cleaner (Petroleum)	Cadmium	180-68459-2	0.16	0.16	mg/L		0.05			Oklahoma City	2017
Immersion Cleaner (Petroleum)	Cadmium	180-69419-2	0.16	0.16	mg/L	J	0.25			Tulsa	2017
Immersion Cleaner (Petroleum)	Cadmium	180-70327-2	0.18	0.18	mg/L		0.05			Chesapeake	2017
Immersion Cleaner (Petroleum)	Cadmium	180-77001-2	0.18	0.18	mg/L		0.05			Chandler	2018
Immersion Cleaner (Petroleum)	Cadmium	180-81015-2	0.44	0.44	mg/L		0.05			Albuquerque	2018
Immersion Cleaner (Petroleum)	Cadmium	180-54869-1	0.51	0.51	mg/L		0.25			Archdale	2016
Immersion Cleaner (Petroleum)	Cadmium	180-64618-2	0.56	0.56	mg/L		0.25			Kaukauna	2017
Immersion Cleaner (Petroleum)	Cadmium	180-65691-2	0.61	0.61	mg/L		0.05			Archdale	2017
Immersion Cleaner (Petroleum)	Cadmium	180-70840-1	0.63	0.63	mg/L		0.05			Salisbury	2017
Immersion Cleaner (Petroleum)	Cadmium	180-69195-2	0.71	0.71	mg/L	B	0.05	34	54	Clackamas	2017
Immersion Cleaner (Petroleum)	Cadmium	180-72260-1	0.89	0.89	mg/L		0.05			Chester	2018
Immersion Cleaner (Petroleum)	Cadmium	180-58403-2	0.9	0.9	mg/L		0.05			Charlotte	2016
Immersion Cleaner (Petroleum)	Cadmium	180-82400-2	1.3	1.3	mg/L		0.05			Clackamas	2018
Immersion Cleaner (Petroleum)	Cadmium	180-81819-2	1.9	1.9	mg/L		0.05			Salisbury	2018
Immersion Cleaner (Petroleum)	Cadmium	180-68956-2	2.1	2.1	mg/L		0.1			Waukesha	2017
Immersion Cleaner (Petroleum)	Cadmium	180-65477-2	2.5	2.5	mg/L		0.25			Salt Lake City	2017
Immersion Cleaner (Petroleum)	Cadmium	180-76992-1	2.5	2.5	mg/L		0.05			Salt Lake City	2018
Immersion Cleaner (Petroleum)	Cadmium	180-77389-2	2.8	2.8	mg/L		0.05			Chester	2018
Immersion Cleaner (Petroleum)	Cadmium	180-79366-2	3.7	3.7	mg/L	B	0.05			Tampa	2018
Immersion Cleaner (Petroleum)	Cadmium	180-76257-1	4.6	4.6	mg/L	B	0.1			Wichita	2018
Immersion Cleaner (Petroleum)	Cadmium	180-81613-2	5.4	5.4	mg/L		0.05			Farmington	2018
Immersion Cleaner (Petroleum)	Cadmium	180-58664-2	6.4	6.4	mg/L		0.05			Clackamas	2016
Immersion Cleaner (Petroleum)	Cadmium	180-53846-2	11	11	mg/L		0.05			Salt Lake City	2016
Immersion Cleaner (Petroleum)	Cadmium	180-60188-2	15	15	mg/L		0.05			Barre	2017
Immersion Cleaner (Petroleum)	Cadmium	180-69239-2	22	22	mg/L		0.05			Oklahoma City	2017
Immersion Cleaner (Petroleum)	Cadmium	180-80013-2	34	34	mg/L		0.05			Oklahoma City	2018
Immersion Cleaner (Petroleum)	Cadmium	180-77514-2	38	38	mg/L	B	0.05			Boise	2018
Immersion Cleaner (Petroleum)	Cadmium	180-77379-2	81	81	mg/L	B	0.25			Archdale	2018
Immersion Cleaner (Petroleum)	Cadmium	180-58781-1	190	190	mg/L		0.5			Albuquerque	2016
Immersion Cleaner (Petroleum)	Cadmium	180-78577-2	260	260	mg/L		0.5			Raleigh	2018
Immersion Cleaner (Petroleum)	Carbon Tetrachloride	180-58781-1	0.5	0.25	mg/L	U	0.5			Albuquerque	2016
Immersion Cleaner (Petroleum)	Carbon Tetrachloride	180-54869-2	0.5	0.25	mg/L	U	0.5			Archdale	2016
Immersion Cleaner (Petroleum)	Carbon Tetrachloride	180-52532-2	0.5	0.25	mg/L	U	0.5			Boise	2016
Immersion Cleaner (Petroleum)	Carbon Tetrachloride	180-53497-2	0.5	0.25	mg/L	U	0.5			Chandler	2016
Immersion Cleaner (Petroleum)	Carbon Tetrachloride	180-58403-1	0.5	0.25	mg/L	U	0.5			Charlotte	2016
Immersion Cleaner (Petroleum)	Carbon Tetrachloride	180-54774-2	0.5	0.25	mg/L	U	0.5			Chester	2016
Immersion Cleaner (Petroleum)	Carbon Tetrachloride	180-58664-1	0.5	0.25	mg/L	U	0.5			Clackamas	2016
Immersion Cleaner (Petroleum)	Carbon Tetrachloride	180-56352-1	0.5	0.25	mg/L	U	0.5			Farmington	2016
Immersion Cleaner (Petroleum)	Carbon Tetrachloride	180-53964-1	0.5	0.25	mg/L	U	0.5			Kaukauna	2016
Immersion Cleaner (Petroleum)	Carbon Tetrachloride	180-53846-1	0.5	0.25	mg/L	U	0.5			Salt Lake City	2016

Immersion Cleaner (Petroleum)	Carbon Tetrachloride	180-56005-1	0.5	0.25	mg/L	U	0.5			St. Pauls	2016
Immersion Cleaner (Petroleum)	Carbon Tetrachloride	180-58145-1	0.5	0.25	mg/L	U	0.5			Tampa	2016
Immersion Cleaner (Petroleum)	Carbon Tetrachloride	180-58735-1	0.5	0.25	mg/L	U	0.5			Tulsa	2016
Immersion Cleaner (Petroleum)	Carbon Tetrachloride	180-58265-1	0.5	0.25	mg/L	U	0.5			Vinton	2016
Immersion Cleaner (Petroleum)	Carbon Tetrachloride	180-56644-1	0.5	0.25	mg/L	U	0.5			Waukesha	2016
Immersion Cleaner (Petroleum)	Carbon tetrachloride	180-70386-2	0.5	0.25	mg/L	U	0.5			Albuquerque	2017
Immersion Cleaner (Petroleum)	Carbon tetrachloride	180-65691-1	0.5	0.25	mg/L	U	0.5			Archdale	2017
Immersion Cleaner (Petroleum)	Carbon tetrachloride	180-68707-1	0.5	0.25	mg/L	U	0.5			Boise	2017
Immersion Cleaner (Petroleum)	Carbon tetrachloride	180-64619-1	0.5	0.25	mg/L	U	0.5			Chandler	2017
Immersion Cleaner (Petroleum)	Carbon tetrachloride	180-70327-1	0.5	0.25	mg/L	U	0.5			Chesapeake	2017
Immersion Cleaner (Petroleum)	Carbon tetrachloride	180-69195-1	0.5	0.25	mg/L	U	0.5			Clackamas	2017
Immersion Cleaner (Petroleum)	Carbon tetrachloride	180-68916-1	0.5	0.25	mg/L	U	0.5			Farmington	2017
Immersion Cleaner (Petroleum)	Carbon tetrachloride	180-64618-1	0.5	0.25	mg/L	U	0.5			Kaukauna	2017
Immersion Cleaner (Petroleum)	Carbon tetrachloride	180-68459-1	0.5	0.25	mg/L	U	0.5			Oklahoma City	2017
Immersion Cleaner (Petroleum)	Carbon tetrachloride	180-69239-1	0.5	0.25	mg/L	U	0.5			Oklahoma City	2017
Immersion Cleaner (Petroleum)	Carbon tetrachloride	180-70395-2	0.5	0.25	mg/L	U	0.5			Raleigh	2017
Immersion Cleaner (Petroleum)	Carbon tetrachloride	180-70840-2	0.5	0.25	mg/L	U	0.5			Salisbury	2017
Immersion Cleaner (Petroleum)	Carbon tetrachloride	180-65477-1	0.5	0.25	mg/L	U	0.5			Salt Lake City	2017
Immersion Cleaner (Petroleum)	Carbon tetrachloride	180-69197-1	0.5	0.25	mg/L	U	0.5			St Pauls	2017
Immersion Cleaner (Petroleum)	Carbon tetrachloride	180-69419-1	0.5	0.25	mg/L	U	0.5			Tulsa	2017
Immersion Cleaner (Petroleum)	Carbon tetrachloride	180-69772-2	0.5	0.25	mg/L	U	0.5			Vinton	2017
Immersion Cleaner (Petroleum)	Carbon tetrachloride	180-68956-1	0.5	0.25	mg/L	U	0.5			Waukesha	2017
Immersion Cleaner (Petroleum)	Carbon tetrachloride	180-64794-1	0.5	0.25	mg/L	U	0.5			Wichita	2017
Immersion Cleaner (Petroleum)	Carbon tetrachloride	180-60188-1	0.5	0.25	mg/L	U	0.5	34	54	Barre	2017
Immersion Cleaner (Petroleum)	Carbon tetrachloride	180-81015-1	0.5	0.25	mg/L	U	0.5			Albuquerque	2018
Immersion Cleaner (Petroleum)	Carbon tetrachloride	180-77379-1	0.5	0.25	mg/L	U	0.5			Archdale	2018
Immersion Cleaner (Petroleum)	Carbon tetrachloride	180-81849-1	0.5	0.25	mg/L	U	0.5			Barre	2018
Immersion Cleaner (Petroleum)	Carbon tetrachloride	180-77514-1	0.5	0.25	mg/L	U	0.5			Boise	2018
Immersion Cleaner (Petroleum)	Carbon tetrachloride	180-77001-1	0.5	0.25	mg/L	U	0.5			Chandler	2018
Immersion Cleaner (Petroleum)	Carbon tetrachloride	180-77389-1	0.5	0.25	mg/L	U	0.5			Chester	2018
Immersion Cleaner (Petroleum)	Carbon tetrachloride	180-82400-1	0.5	0.25	mg/L	U	0.5			Clackamas	2018
Immersion Cleaner (Petroleum)	Carbon tetrachloride	180-77380-1	0.5	0.25	mg/L	U	0.5			Kaukauna	2018
Immersion Cleaner (Petroleum)	Carbon tetrachloride	180-80013-1	0.5	0.25	mg/L	U	0.5			Oklahoma City	2018
Immersion Cleaner (Petroleum)	Carbon tetrachloride	180-78577-1	0.5	0.25	mg/L	U	0.5			Raleigh	2018
Immersion Cleaner (Petroleum)	Carbon tetrachloride	180-81819-1	0.5	0.25	mg/L	U	0.5			Salisbury	2018
Immersion Cleaner (Petroleum)	Carbon tetrachloride	180-76992-2	0.5	0.25	mg/L	U	0.5			Salt Lake City	2018
Immersion Cleaner (Petroleum)	Carbon tetrachloride	180-78296-1	0.5	0.25	mg/L	U	0.5			St Pauls	2018
Immersion Cleaner (Petroleum)	Carbon tetrachloride	180-79366-1	0.5	0.25	mg/L	U	0.5			Tampa	2018
Immersion Cleaner (Petroleum)	Carbon tetrachloride	180-78695-1	0.5	0.25	mg/L	U	0.5			Vinton	2018
Immersion Cleaner (Petroleum)	Carbon tetrachloride	180-76256-2	0.5	0.25	mg/L	U	0.5			Waukesha	2018
Immersion Cleaner (Petroleum)	Carbon tetrachloride	180-76257-2	0.5	0.25	mg/L	U	0.5			Wichita	2018
Immersion Cleaner (Petroleum)	Carbon tetrachloride	180-72260-2	0.5	0.25	mg/L	U	0.5			Chester	2018
Immersion Cleaner (Petroleum)	Carbon tetrachloride	180-74272-1	0.5	0.25	mg/L	U	0.5			Tallahassee	2018
Immersion Cleaner (Petroleum)	Carbon tetrachloride	180-81613-1	5	2.5	mg/L	U	5			Farmington	2018
Immersion Cleaner (Petroleum)	Chlorobenzene	180-58145-1	0.2	0.2	mg/L	J	0.5			Tampa	2016
Immersion Cleaner (Petroleum)	Chlorobenzene	180-76257-2	0.22	0.22	mg/L	J	0.5			Wichita	2018
Immersion Cleaner (Petroleum)	Chlorobenzene	180-58403-1	0.5	0.25	mg/L	U	0.5			Charlotte	2016
Immersion Cleaner (Petroleum)	Chlorobenzene	180-58664-1	0.5	0.25	mg/L	U	0.5			Clackamas	2016
Immersion Cleaner (Petroleum)	Chlorobenzene	180-68707-1	0.5	0.25	mg/L	U	0.5			Boise	2017
Immersion Cleaner (Petroleum)	Chlorobenzene	180-70327-1	0.5	0.25	mg/L	U	0.5			Chesapeake	2017
Immersion Cleaner (Petroleum)	Chlorobenzene	180-68916-1	0.5	0.25	mg/L	U	0.5			Farmington	2017
Immersion Cleaner (Petroleum)	Chlorobenzene	180-64618-1	0.5	0.25	mg/L	U	0.5			Kaukauna	2017
Immersion Cleaner (Petroleum)	Chlorobenzene	180-70840-2	0.5	0.25	mg/L	U	0.5			Salisbury	2017
Immersion Cleaner (Petroleum)	Chlorobenzene	180-65477-1	0.5	0.25	mg/L	U	0.5			Salt Lake City	2017
Immersion Cleaner (Petroleum)	Chlorobenzene	180-68956-1	0.5	0.25	mg/L	U	0.5			Waukesha	2017
Immersion Cleaner (Petroleum)	Chlorobenzene	180-77514-1	0.5	0.25	mg/L	U	0.5			Boise	2018
Immersion Cleaner (Petroleum)	Chlorobenzene	180-78296-1	0.25	0.25	mg/L	J	0.5			St Pauls	2018
Immersion Cleaner (Petroleum)	Chlorobenzene	180-78695-1	0.25	0.25	mg/L	J	0.5			Vinton	2018
Immersion Cleaner (Petroleum)	Chlorobenzene	180-76256-2	0.5	0.25	mg/L	U	0.5			Waukesha	2018
Immersion Cleaner (Petroleum)	Chlorobenzene	180-81015-1	0.26	0.26	mg/L	J	0.5			Albuquerque	2018

Immersion Cleaner (Petroleum)	Chlorobenzene	180-82400-1	0.26	0.26	mg/L	J	0.5			Clackamas	2018
Immersion Cleaner (Petroleum)	Chlorobenzene	180-81819-1	0.28	0.28	mg/L	J	0.5			Salisbury	2018
Immersion Cleaner (Petroleum)	Chlorobenzene	180-65691-1	0.29	0.29	mg/L	J	0.5			Archdale	2017
Immersion Cleaner (Petroleum)	Chlorobenzene	180-58265-1	0.3	0.3	mg/L	J	0.5			Vinton	2016
Immersion Cleaner (Petroleum)	Chlorobenzene	180-53497-2	0.31	0.31	mg/L	J	0.5			Chandler	2016
Immersion Cleaner (Petroleum)	Chlorobenzene	180-77379-1	0.31	0.31	mg/L	J	0.5			Archdale	2018
Immersion Cleaner (Petroleum)	Chlorobenzene	180-77001-1	0.31	0.31	mg/L	J	0.5			Chandler	2018
Immersion Cleaner (Petroleum)	Chlorobenzene	180-76992-2	0.31	0.31	mg/L	J	0.5			Salt Lake City	2018
Immersion Cleaner (Petroleum)	Chlorobenzene	180-74272-1	0.31	0.31	mg/L	J	0.5			Tallahassee	2018
Immersion Cleaner (Petroleum)	Chlorobenzene	180-79366-1	0.32	0.32	mg/L	J	0.5			Tampa	2018
Immersion Cleaner (Petroleum)	Chlorobenzene	180-56352-1	0.35	0.35	mg/L	J	0.5			Farmington	2016
Immersion Cleaner (Petroleum)	Chlorobenzene	180-69419-1	0.35	0.35	mg/L	J	0.5			Tulsa	2017
Immersion Cleaner (Petroleum)	Chlorobenzene	180-54774-2	0.36	0.36	mg/L	J	0.5			Chester	2016
Immersion Cleaner (Petroleum)	Chlorobenzene	180-69195-1	0.36	0.36	mg/L	J	0.5			Clackamas	2017
Immersion Cleaner (Petroleum)	Chlorobenzene	180-80013-1	0.36	0.36	mg/L	J	0.5			Oklahoma City	2018
Immersion Cleaner (Petroleum)	Chlorobenzene	180-77389-1	0.38	0.38	mg/L	J	0.5			Chester	2018
Immersion Cleaner (Petroleum)	Chlorobenzene	180-70395-2	0.41	0.41	mg/L	J	0.5			Raleigh	2017
Immersion Cleaner (Petroleum)	Chlorobenzene	180-77380-1	0.41	0.41	mg/L	J	0.5	34	54	Kaukauna	2018
Immersion Cleaner (Petroleum)	Chlorobenzene	180-56644-1	0.42	0.42	mg/L	J	0.5			Waukesha	2016
Immersion Cleaner (Petroleum)	Chlorobenzene	180-69197-1	0.43	0.43	mg/L	J	0.5			St Pauls	2017
Immersion Cleaner (Petroleum)	Chlorobenzene	180-68459-1	0.45	0.45	mg/L	J	0.5			Oklahoma City	2017
Immersion Cleaner (Petroleum)	Chlorobenzene	180-78577-1	0.48	0.48	mg/L	J	0.5			Raleigh	2018
Immersion Cleaner (Petroleum)	Chlorobenzene	180-69772-2	0.52	0.52	mg/L		0.5			Vinton	2017
Immersion Cleaner (Petroleum)	Chlorobenzene	180-60188-1	0.61	0.61	mg/L		0.5			Barre	2017
Immersion Cleaner (Petroleum)	Chlorobenzene	180-64794-1	0.66	0.66	mg/L		0.5			Wichita	2017
Immersion Cleaner (Petroleum)	Chlorobenzene	180-69239-1	0.68	0.68	mg/L		0.5			Oklahoma City	2017
Immersion Cleaner (Petroleum)	Chlorobenzene	180-72260-2	0.71	0.71	mg/L		0.5			Chester	2018
Immersion Cleaner (Petroleum)	Chlorobenzene	180-58735-1	0.75	0.75	mg/L		0.5			Tulsa	2016
Immersion Cleaner (Petroleum)	Chlorobenzene	180-64619-1	1	1	mg/L		0.5			Chandler	2017
Immersion Cleaner (Petroleum)	Chlorobenzene	180-81849-1	1.1	1.1	mg/L		0.5			Barre	2018
Immersion Cleaner (Petroleum)	Chlorobenzene	180-53846-1	1.2	1.2	mg/L		0.5			Salt Lake City	2016
Immersion Cleaner (Petroleum)	Chlorobenzene	180-52532-2	1.4	1.4	mg/L		0.5			Boise	2016
Immersion Cleaner (Petroleum)	Chlorobenzene	180-58781-1	1.9	1.9	mg/L		0.5			Albuquerque	2016
Immersion Cleaner (Petroleum)	Chlorobenzene	180-70386-2	1.9	1.9	mg/L		0.5			Albuquerque	2017
Immersion Cleaner (Petroleum)	Chlorobenzene	180-56005-1	2.2	2.2	mg/L		0.5			St. Pauls	2016
Immersion Cleaner (Petroleum)	Chlorobenzene	180-53964-1	2.5	2.5	mg/L		0.5			Kaukauna	2016
Immersion Cleaner (Petroleum)	Chlorobenzene	180-81613-1	5	2.5	mg/L	U	5			Farmington	2018
Immersion Cleaner (Petroleum)	Chlorobenzene	180-54869-2	2.9	2.9	mg/L		0.5			Archdale	2016
Immersion Cleaner (Petroleum)	Chloroform	180-58781-1	2	1	mg/L	U	2			Albuquerque	2016
Immersion Cleaner (Petroleum)	Chloroform	180-54869-2	2	1	mg/L	U	2			Archdale	2016
Immersion Cleaner (Petroleum)	Chloroform	180-52532-2	2	1	mg/L	U	2			Boise	2016
Immersion Cleaner (Petroleum)	Chloroform	180-53497-2	2	1	mg/L	U	2			Chandler	2016
Immersion Cleaner (Petroleum)	Chloroform	180-58403-1	2	1	mg/L	U	2			Charlotte	2016
Immersion Cleaner (Petroleum)	Chloroform	180-54774-2	2	1	mg/L	U	2			Chester	2016
Immersion Cleaner (Petroleum)	Chloroform	180-58664-1	2	1	mg/L	U	2			Clackamas	2016
Immersion Cleaner (Petroleum)	Chloroform	180-56352-1	2	1	mg/L	U	2			Farmington	2016
Immersion Cleaner (Petroleum)	Chloroform	180-53964-1	2	1	mg/L	U	2			Kaukauna	2016
Immersion Cleaner (Petroleum)	Chloroform	180-53846-1	2	1	mg/L	U	2			Salt Lake City	2016
Immersion Cleaner (Petroleum)	Chloroform	180-56005-1	2	1	mg/L	U	2			St. Pauls	2016
Immersion Cleaner (Petroleum)	Chloroform	180-58145-1	2	1	mg/L	U	2			Tampa	2016
Immersion Cleaner (Petroleum)	Chloroform	180-58735-1	2	1	mg/L	U	2			Tulsa	2016
Immersion Cleaner (Petroleum)	Chloroform	180-58265-1	2	1	mg/L	U	2			Vinton	2016
Immersion Cleaner (Petroleum)	Chloroform	180-56644-1	2	1	mg/L	U	2			Waukesha	2016
Immersion Cleaner (Petroleum)	Chloroform	180-70386-2	2	1	mg/L	U	2			Albuquerque	2017
Immersion Cleaner (Petroleum)	Chloroform	180-65691-1	2	1	mg/L	U	2			Archdale	2017
Immersion Cleaner (Petroleum)	Chloroform	180-68707-1	2	1	mg/L	U	2			Boise	2017
Immersion Cleaner (Petroleum)	Chloroform	180-64619-1	2	1	mg/L	U	2			Chandler	2017
Immersion Cleaner (Petroleum)	Chloroform	180-70327-1	2	1	mg/L	U	2			Chesapeake	2017
Immersion Cleaner (Petroleum)	Chloroform	180-69195-1	2	1	mg/L	U	2			Clackamas	2017
Immersion Cleaner (Petroleum)	Chloroform	180-68916-1	2	1	mg/L	U	2			Farmington	2017

Immersion Cleaner (Petroleum)	Chloroform	180-64618-1	2	1	mg/L	U	2			Kaukauna	2017
Immersion Cleaner (Petroleum)	Chloroform	180-68459-1	2	1	mg/L	U	2			Oklahoma City	2017
Immersion Cleaner (Petroleum)	Chloroform	180-69239-1	2	1	mg/L	U	2			Oklahoma City	2017
Immersion Cleaner (Petroleum)	Chloroform	180-70395-2	2	1	mg/L	U	2			Raleigh	2017
Immersion Cleaner (Petroleum)	Chloroform	180-70840-2	2	1	mg/L	U	2			Salisbury	2017
Immersion Cleaner (Petroleum)	Chloroform	180-65477-1	2	1	mg/L	U	2			Salt Lake City	2017
Immersion Cleaner (Petroleum)	Chloroform	180-69197-1	2	1	mg/L	U	2			St Pauls	2017
Immersion Cleaner (Petroleum)	Chloroform	180-69419-1	2	1	mg/L	U	2			Tulsa	2017
Immersion Cleaner (Petroleum)	Chloroform	180-69772-2	2	1	mg/L	U	2			Vinton	2017
Immersion Cleaner (Petroleum)	Chloroform	180-68956-1	2	1	mg/L	U	2			Waukesha	2017
Immersion Cleaner (Petroleum)	Chloroform	180-64794-1	2	1	mg/L	U	2			Wichita	2017
Immersion Cleaner (Petroleum)	Chloroform	180-60188-1	2	1	mg/L	U	2	34	54	Barre	2017
Immersion Cleaner (Petroleum)	Chloroform	180-81015-1	2	1	mg/L	U	2			Albuquerque	2018
Immersion Cleaner (Petroleum)	Chloroform	180-77379-1	2	1	mg/L	U	2			Archdale	2018
Immersion Cleaner (Petroleum)	Chloroform	180-81849-1	2	1	mg/L	U	2			Barre	2018
Immersion Cleaner (Petroleum)	Chloroform	180-77514-1	2	1	mg/L	U	2			Boise	2018
Immersion Cleaner (Petroleum)	Chloroform	180-77001-1	2	1	mg/L	U	2			Chandler	2018
Immersion Cleaner (Petroleum)	Chloroform	180-77389-1	2	1	mg/L	U	2			Chester	2018
Immersion Cleaner (Petroleum)	Chloroform	180-82400-1	2	1	mg/L	U	2			Clackamas	2018
Immersion Cleaner (Petroleum)	Chloroform	180-77380-1	2	1	mg/L	U	2			Kaukauna	2018
Immersion Cleaner (Petroleum)	Chloroform	180-80013-1	2	1	mg/L	U	2			Oklahoma City	2018
Immersion Cleaner (Petroleum)	Chloroform	180-78577-1	2	1	mg/L	U	2			Raleigh	2018
Immersion Cleaner (Petroleum)	Chloroform	180-81819-1	2	1	mg/L	U	2			Salisbury	2018
Immersion Cleaner (Petroleum)	Chloroform	180-76992-2	2	1	mg/L	U	2			Salt Lake City	2018
Immersion Cleaner (Petroleum)	Chloroform	180-78296-1	2	1	mg/L	U	2			St Pauls	2018
Immersion Cleaner (Petroleum)	Chloroform	180-79366-1	2	1	mg/L	U	2			Tampa	2018
Immersion Cleaner (Petroleum)	Chloroform	180-78695-1	2	1	mg/L	U	2			Vinton	2018
Immersion Cleaner (Petroleum)	Chloroform	180-76256-2	2	1	mg/L	U	2			Waukesha	2018
Immersion Cleaner (Petroleum)	Chloroform	180-76257-2	2	1	mg/L	U	2			Wichita	2018
Immersion Cleaner (Petroleum)	Chloroform	180-72260-2	2	1	mg/L	U	2			Chester	2018
Immersion Cleaner (Petroleum)	Chloroform	180-74272-1	2	1	mg/L	U	2			Tallahassee	2018
Immersion Cleaner (Petroleum)	Chloroform	180-81613-1	20	10	mg/L	U	20			Farmington	2018
Immersion Cleaner (Petroleum)	Chromium	180-54774-1	0.0091	0.0091	mg/L	J	0.05			Chester	2016
Immersion Cleaner (Petroleum)	Chromium	180-70395-1	0.0099	0.0099	mg/L	J B	0.05			Raleigh	2017
Immersion Cleaner (Petroleum)	Chromium	180-69197-2	0.012	0.012	mg/L	J	0.05			St Pauls	2017
Immersion Cleaner (Petroleum)	Chromium	180-81849-2	0.012	0.012	mg/L	J	0.05			Barre	2018
Immersion Cleaner (Petroleum)	Chromium	180-64794-2	0.015	0.015	mg/L	J	0.1			Wichita	2017
Immersion Cleaner (Petroleum)	Chromium	180-52532-1	0.017	0.017	mg/L	J	0.05			Boise	2016
Immersion Cleaner (Petroleum)	Chromium	180-77380-2	0.02	0.02	mg/L	J B	0.05			Kaukauna	2018
Immersion Cleaner (Petroleum)	Chromium	180-58403-2	0.021	0.021	mg/L	J	0.05			Charlotte	2016
Immersion Cleaner (Petroleum)	Chromium	180-53964-2	0.022	0.022	mg/L	J	0.05			Kaukauna	2016
Immersion Cleaner (Petroleum)	Chromium	180-53497-1	0.05	0.025	mg/L	U	0.05			Chandler	2016
Immersion Cleaner (Petroleum)	Chromium	180-56005-2	0.05	0.025	mg/L	U	0.05			St. Pauls	2016
Immersion Cleaner (Petroleum)	Chromium	180-58735-2	0.05	0.025	mg/L	U	0.05			Tulsa	2016
Immersion Cleaner (Petroleum)	Chromium	180-76256-1	0.025	0.025	mg/L	J	0.1			Waukesha	2018
Immersion Cleaner (Petroleum)	Chromium	180-74272-2	0.05	0.025	mg/L	U	0.05			Tallahassee	2018
Immersion Cleaner (Petroleum)	Chromium	180-69772-1	0.027	0.027	mg/L	J B	0.05			Vinton	2017
Immersion Cleaner (Petroleum)	Chromium	180-58145-2	0.028	0.028	mg/L	J	0.05			Tampa	2016
Immersion Cleaner (Petroleum)	Chromium	180-68707-2	0.036	0.036	mg/L	J	0.05			Boise	2017
Immersion Cleaner (Petroleum)	Chromium	180-81819-2	0.036	0.036	mg/L	J	0.05			Salisbury	2018
Immersion Cleaner (Petroleum)	Chromium	180-72260-1	0.036	0.036	mg/L	J	0.05			Chester	2018
Immersion Cleaner (Petroleum)	Chromium	180-65691-2	0.039	0.039	mg/L	J	0.05			Archdale	2017
Immersion Cleaner (Petroleum)	Chromium	180-68916-2	0.045	0.045	mg/L	J	0.1			Farmington	2017
Immersion Cleaner (Petroleum)	Chromium	180-78296-2	0.045	0.045	mg/L	J	0.05			St Pauls	2018
Immersion Cleaner (Petroleum)	Chromium	180-69419-2	0.053	0.053	mg/L	J	0.25			Tulsa	2017
Immersion Cleaner (Petroleum)	Chromium	180-64619-2	0.055	0.055	mg/L	J	0.13			Chandler	2017
Immersion Cleaner (Petroleum)	Chromium	180-78695-2	0.06	0.06	mg/L		0.05			Vinton	2018
Immersion Cleaner (Petroleum)	Chromium	180-56644-2	0.065	0.065	mg/L	B	0.05			Waukesha	2016
Immersion Cleaner (Petroleum)	Chromium	180-82400-2	0.071	0.071	mg/L		0.05			Clackamas	2018
Immersion Cleaner (Petroleum)	Chromium	180-54869-1	0.096	0.096	mg/L	J	0.25			Archdale	2016

Immersion Cleaner (Petroleum)	Chromium	180-70386-1	0.1	0.1	mg/L	B	0.05			Albuquerque	2017
Immersion Cleaner (Petroleum)	Chromium	180-68459-2	0.12	0.12	mg/L		0.05			Oklahoma City	2017
Immersion Cleaner (Petroleum)	Chromium	180-81015-2	0.12	0.12	mg/L		0.05			Albuquerque	2018
Immersion Cleaner (Petroleum)	Chromium	180-56352-2	0.25	0.125	mg/L	U	0.25			Farmington	2016
Immersion Cleaner (Petroleum)	Chromium	180-70840-1	0.13	0.13	mg/L		0.05			Salisbury	2017
Immersion Cleaner (Petroleum)	Chromium	180-58265-2	0.16	0.16	mg/L	J	0.25	34	54	Vinton	2016
Immersion Cleaner (Petroleum)	Chromium	180-78577-2	0.16	0.16	mg/L		0.05			Raleigh	2018
Immersion Cleaner (Petroleum)	Chromium	180-53846-2	0.22	0.22	mg/L		0.05			Salt Lake City	2016
Immersion Cleaner (Petroleum)	Chromium	180-70327-2	0.22	0.22	mg/L	B	0.05			Chesapeake	2017
Immersion Cleaner (Petroleum)	Chromium	180-68956-2	0.22	0.22	mg/L		0.1			Waukesha	2017
Immersion Cleaner (Petroleum)	Chromium	180-69239-2	0.23	0.23	mg/L		0.05			Oklahoma City	2017
Immersion Cleaner (Petroleum)	Chromium	180-79366-2	0.24	0.24	mg/L		0.05			Tampa	2018
Immersion Cleaner (Petroleum)	Chromium	180-65477-2	0.27	0.27	mg/L		0.25			Salt Lake City	2017
Immersion Cleaner (Petroleum)	Chromium	180-76992-1	0.28	0.28	mg/L		0.05			Salt Lake City	2018
Immersion Cleaner (Petroleum)	Chromium	180-60188-2	0.36	0.36	mg/L		0.05			Barre	2017
Immersion Cleaner (Petroleum)	Chromium	180-77001-2	0.38	0.38	mg/L		0.05			Chandler	2018
Immersion Cleaner (Petroleum)	Chromium	180-77389-2	0.57	0.57	mg/L	B	0.05			Chester	2018
Immersion Cleaner (Petroleum)	Chromium	180-64618-2	0.61	0.61	mg/L		0.25			Kaukauna	2017
Immersion Cleaner (Petroleum)	Chromium	180-58781-1	0.98	0.98	mg/L		0.5			Albuquerque	2016
Immersion Cleaner (Petroleum)	Chromium	180-69195-2	1.2	1.2	mg/L		0.05			Clackamas	2017
Immersion Cleaner (Petroleum)	Chromium	180-80013-2	1.5	1.5	mg/L		0.05			Oklahoma City	2018
Immersion Cleaner (Petroleum)	Chromium	180-76257-1	2	2	mg/L		0.1			Wichita	2018
Immersion Cleaner (Petroleum)	Chromium	180-58664-2	2.8	2.8	mg/L		0.05			Clackamas	2016
Immersion Cleaner (Petroleum)	Chromium	180-77379-2	4.7	4.7	mg/L	B	0.25			Archdale	2018
Immersion Cleaner (Petroleum)	Chromium	180-77514-2	5.1	5.1	mg/L	B	0.05			Boise	2018
Immersion Cleaner (Petroleum)	Chromium	180-81613-2	38	38	mg/L		0.05			Farmington	2018
Immersion Cleaner (Petroleum)	Flashpoint	180-58403-2	>200	>200	Degrees F		1			Charlotte	2016
Immersion Cleaner (Petroleum)	Flashpoint	180-58664-2	>200	>200	Degrees F		1			Clackamas	2016
Immersion Cleaner (Petroleum)	Flashpoint	180-56352-2	>200	>200	Degrees F		1			Farmington	2016
Immersion Cleaner (Petroleum)	Flashpoint	180-58145-2	>200	>200	Degrees F		1			Tampa	2016
Immersion Cleaner (Petroleum)	Flashpoint	180-58735-2	>200	>200	Degrees F		1			Tulsa	2016
Immersion Cleaner (Petroleum)	Flashpoint	180-70386-1	>200	>200	Degrees F		1			Albuquerque	2017
Immersion Cleaner (Petroleum)	Flashpoint	180-70327-2	>200	>200	Degrees F		1			Chesapeake	2017
Immersion Cleaner (Petroleum)	Flashpoint	180-70395-1	>200	>200	Degrees F		1			Raleigh	2017
Immersion Cleaner (Petroleum)	Flashpoint	180-69772-1	>200	>200	Degrees F		1			Vinton	2017
Immersion Cleaner (Petroleum)	Flashpoint	180-80013-2	>200	>200	Degrees F		1			Oklahoma City	2018
Immersion Cleaner (Petroleum)	Flashpoint	180-78695-2	>200	>200	Degrees F		1			Vinton	2018
Immersion Cleaner (Petroleum)	Flashpoint	180-72260-1	>200	>200	Degrees F		1			Chester	2018
Immersion Cleaner (Petroleum)	Flashpoint	180-68916-2	193	193	Degrees F		1			Farmington	2017
Immersion Cleaner (Petroleum)	Flashpoint	180-76256-1	184	184	Degrees F		1			Waukesha	2018
Immersion Cleaner (Petroleum)	Flashpoint	180-68707-2	175	175	Degrees F		1			Boise	2017
Immersion Cleaner (Petroleum)	Flashpoint	180-78296-2	166	166	Degrees F		1			St Pauls	2018
Immersion Cleaner (Petroleum)	Flashpoint	180-65477-2	165	165	Degrees F		1			Salt Lake City	2017
Immersion Cleaner (Petroleum)	Flashpoint	180-82400-2	164	164	Degrees F		1			Clackamas	2018
Immersion Cleaner (Petroleum)	Flashpoint	180-78577-2	164	164	Degrees F		1			Raleigh	2018
Immersion Cleaner (Petroleum)	Flashpoint	180-64619-2	163	163	Degrees F		1			Chandler	2017
Immersion Cleaner (Petroleum)	Flashpoint	180-69197-2	163	163	Degrees F		1	33	53	St Pauls	2017
Immersion Cleaner (Petroleum)	Flashpoint	180-81819-2	163	163	Degrees F		1			Salisbury	2018
Immersion Cleaner (Petroleum)	Flashpoint	180-74272-2	162	162	Degrees F		1			Tallahassee	2018
Immersion Cleaner (Petroleum)	Flashpoint	180-68956-2	161	161	Degrees F		1			Waukesha	2017
Immersion Cleaner (Petroleum)	Flashpoint	180-81849-2	161	161	Degrees F		1			Barre	2018
Immersion Cleaner (Petroleum)	Flashpoint	180-81613-2	161	161	Degrees F		1			Farmington	2018
Immersion Cleaner (Petroleum)	Flashpoint	180-65691-2	160	160	Degrees F		1			Archdale	2017
Immersion Cleaner (Petroleum)	Flashpoint	180-79366-2	160	160	Degrees F		1			Tampa	2018
Immersion Cleaner (Petroleum)	Flashpoint	180-76257-1	160	160	Degrees F		1			Wichita	2018
Immersion Cleaner (Petroleum)	Flashpoint	180-69195-2	159	159	Degrees F		1			Clackamas	2017
Immersion Cleaner (Petroleum)	Flashpoint	180-70840-1	159	159	Degrees F		1			Salisbury	2017
Immersion Cleaner (Petroleum)	Flashpoint	180-64794-2	157	157	Degrees F		1			Wichita	2017
Immersion Cleaner (Petroleum)	Flashpoint	180-68459-2	154	154	Degrees F		1			Oklahoma City	2017
Immersion Cleaner (Petroleum)	Flashpoint	180-69419-2	154	154	Degrees F		1			Tulsa	2017

Immersion Cleaner (Petroleum)	Flashpoint	180-81015-2	154	154	Degrees F		1			Albuquerque	2018
Immersion Cleaner (Petroleum)	Flashpoint	180-77379-2	154	154	Degrees F		1			Archdale	2018
Immersion Cleaner (Petroleum)	Flashpoint	180-76992-1	154	154	Degrees F		1			Salt Lake City	2018
Immersion Cleaner (Petroleum)	Flashpoint	180-77514-2	153	153	Degrees F		1			Boise	2018
Immersion Cleaner (Petroleum)	Flashpoint	180-77389-2	153	153	Degrees F		1			Chester	2018
Immersion Cleaner (Petroleum)	Flashpoint	180-77380-2	153	153	Degrees F		1			Kaukauna	2018
Immersion Cleaner (Petroleum)	Flashpoint	180-64618-2	152	152	Degrees F		1			Kaukauna	2017
Immersion Cleaner (Petroleum)	Flashpoint	180-77001-2	152	152	Degrees F		1			Chandler	2018
Immersion Cleaner (Petroleum)	Flashpoint	180-54869-1	151	151	Degrees F		1			Archdale	2016
Immersion Cleaner (Petroleum)	Flashpoint	180-56005-2	151	151	Degrees F		1			St. Pauls	2016
Immersion Cleaner (Petroleum)	Flashpoint	180-60188-2	151	151	Degrees F		1			Barre	2017
Immersion Cleaner (Petroleum)	Flashpoint	180-69239-2	150	150	Degrees F		1			Oklahoma City	2017
Immersion Cleaner (Petroleum)	Flashpoint	180-54774-1	149	149	Degrees F		1			Chester	2016
Immersion Cleaner (Petroleum)	Flashpoint	180-53964-2	149	149	Degrees F		1			Kaukauna	2016
Immersion Cleaner (Petroleum)	Flashpoint	180-53846-2	149	149	Degrees F		1			Salt Lake City	2016
Immersion Cleaner (Petroleum)	Flashpoint	180-52532-1	147	147	Degrees F		1			Boise	2016
Immersion Cleaner (Petroleum)	Flashpoint	180-53497-1	145	145	Degrees F		1			Chandler	2016
Immersion Cleaner (Petroleum)	Flashpoint	180-56644-2	142	142	Degrees F		1			Waukesha	2016
Immersion Cleaner (Petroleum)	Flashpoint	180-58781-1	116	116	Degrees F		1			Albuquerque	2016
Immersion Cleaner (Petroleum)	Hexachlorobenzene	180-58781-1	0.13	0.065	mg/L	U	0.13			Albuquerque	2016
Immersion Cleaner (Petroleum)	Hexachlorobenzene	180-80013-1	0.13	0.065	mg/L	U	0.13			Oklahoma City	2018
Immersion Cleaner (Petroleum)	Hexachlorobenzene	180-52532-2	2	1	mg/L	U	2			Boise	2016
Immersion Cleaner (Petroleum)	Hexachlorobenzene	180-53497-2	2	1	mg/L	U	2			Chandler	2016
Immersion Cleaner (Petroleum)	Hexachlorobenzene	180-58403-1	2	1	mg/L	U	2			Charlotte	2016
Immersion Cleaner (Petroleum)	Hexachlorobenzene	180-54774-2	2	1	mg/L	U	2			Chester	2016
Immersion Cleaner (Petroleum)	Hexachlorobenzene	180-58664-1	2	1	mg/L	U	2			Clackamas	2016
Immersion Cleaner (Petroleum)	Hexachlorobenzene	180-56352-1	2	1	mg/L	U	2			Farmington	2016
Immersion Cleaner (Petroleum)	Hexachlorobenzene	180-53964-1	2	1	mg/L	U	2			Kaukauna	2016
Immersion Cleaner (Petroleum)	Hexachlorobenzene	180-56005-1	2	1	mg/L	U	2			St. Pauls	2016
Immersion Cleaner (Petroleum)	Hexachlorobenzene	180-58145-1	2	1	mg/L	U	2			Tampa	2016
Immersion Cleaner (Petroleum)	Hexachlorobenzene	180-58735-1	2	1	mg/L	U	2			Tulsa	2016
Immersion Cleaner (Petroleum)	Hexachlorobenzene	180-58265-1	2	1	mg/L	U H	2			Vinton	2016
Immersion Cleaner (Petroleum)	Hexachlorobenzene	180-56644-1	2	1	mg/L	U	2			Waukesha	2016
Immersion Cleaner (Petroleum)	Hexachlorobenzene	180-70386-2	2	1	mg/L	U	2			Albuquerque	2017
Immersion Cleaner (Petroleum)	Hexachlorobenzene	180-65691-1	2	1	mg/L	U	2			Archdale	2017
Immersion Cleaner (Petroleum)	Hexachlorobenzene	180-64619-1	2	1	mg/L	U	2			Chandler	2017
Immersion Cleaner (Petroleum)	Hexachlorobenzene	180-70327-1	2	1	mg/L	U	2			Chesapeake	2017
Immersion Cleaner (Petroleum)	Hexachlorobenzene	180-69195-1	2	1	mg/L	U	2			Clackamas	2017
Immersion Cleaner (Petroleum)	Hexachlorobenzene	180-68916-1	2	1	mg/L	U	2			Farmington	2017
Immersion Cleaner (Petroleum)	Hexachlorobenzene	180-64618-1	2	1	mg/L	U	2			Kaukauna	2017
Immersion Cleaner (Petroleum)	Hexachlorobenzene	180-69239-1	2	1	mg/L	U	2			Oklahoma City	2017
Immersion Cleaner (Petroleum)	Hexachlorobenzene	180-70395-2	2	1	mg/L	U	2			Raleigh	2017
Immersion Cleaner (Petroleum)	Hexachlorobenzene	180-69197-1	2	1	mg/L	U	2			St Pauls	2017
Immersion Cleaner (Petroleum)	Hexachlorobenzene	180-69419-1	2	1	mg/L	U	2			Tulsa	2017
Immersion Cleaner (Petroleum)	Hexachlorobenzene	180-69772-2	2	1	mg/L	U	2			Vinton	2017
Immersion Cleaner (Petroleum)	Hexachlorobenzene	180-68956-1	2	1	mg/L	U	2			Waukesha	2017
Immersion Cleaner (Petroleum)	Hexachlorobenzene	180-64794-1	2	1	mg/L	U *	2			Wichita	2017
Immersion Cleaner (Petroleum)	Hexachlorobenzene	180-60188-1	2	1	mg/L	U	2			Barre	2017
Immersion Cleaner (Petroleum)	Hexachlorobenzene	180-77379-1	2	1	mg/L	U	2			Archdale	2018
Immersion Cleaner (Petroleum)	Hexachlorobenzene	180-77514-1	2	1	mg/L	U	2			Boise	2018
Immersion Cleaner (Petroleum)	Hexachlorobenzene	180-77389-1	2	1	mg/L	U	2			Chester	2018
Immersion Cleaner (Petroleum)	Hexachlorobenzene	180-82400-1	2	1	mg/L	U	2			Clackamas	2018
Immersion Cleaner (Petroleum)	Hexachlorobenzene	180-77380-1	2	1	mg/L	U	2	34	54	Kaukauna	2018
Immersion Cleaner (Petroleum)	Hexachlorobenzene	180-79366-1	2	1	mg/L	U	2			Tampa	2018
Immersion Cleaner (Petroleum)	Hexachlorobenzene	180-78695-1	2	1	mg/L	U	2			Vinton	2018
Immersion Cleaner (Petroleum)	Hexachlorobenzene	180-76256-2	2	1	mg/L	U	2			Waukesha	2018
Immersion Cleaner (Petroleum)	Hexachlorobenzene	180-76257-2	2	1	mg/L	U	2			Wichita	2018
Immersion Cleaner (Petroleum)	Hexachlorobenzene	180-72260-2	2	1	mg/L	U	2			Chester	2018
Immersion Cleaner (Petroleum)	Hexachlorobenzene	180-74272-1	2	1	mg/L	U	2			Tallahassee	2018
Immersion Cleaner (Petroleum)	Hexachlorobenzene	180-54869-2	10	5	mg/L	U	10			Archdale	2016

Immersion Cleaner (Petroleum)	Hexachlorobenzene	180-68459-1	10	5	mg/L	U	10			Oklahoma City	2017
Immersion Cleaner (Petroleum)	Hexachlorobenzene	180-70840-2	10	5	mg/L	U	10			Salisbury	2017
Immersion Cleaner (Petroleum)	Hexachlorobenzene	180-68707-1	20	10	mg/L	U	20			Boise	2017
Immersion Cleaner (Petroleum)	Hexachlorobenzene	180-65477-1	20	10	mg/L	U	20			Salt Lake City	2017
Immersion Cleaner (Petroleum)	Hexachlorobenzene	180-81015-1	20	10	mg/L	U	20			Albuquerque	2018
Immersion Cleaner (Petroleum)	Hexachlorobenzene	180-76992-2	20	10	mg/L	U	20			Salt Lake City	2018
Immersion Cleaner (Petroleum)	Hexachlorobenzene	180-77001-1	30	15	mg/L	U	30			Chandler	2018
Immersion Cleaner (Petroleum)	Hexachlorobenzene	180-53846-1	40	20	mg/L	U	40			Salt Lake City	2016
Immersion Cleaner (Petroleum)	Hexachlorobenzene	180-81849-1	40	20	mg/L	U	40			Barre	2018
Immersion Cleaner (Petroleum)	Hexachlorobenzene	180-81613-1	50	25	mg/L	U	50			Farmington	2018
Immersion Cleaner (Petroleum)	Hexachlorobenzene	180-78296-1	50	25	mg/L	U	50			St Pauls	2018
Immersion Cleaner (Petroleum)	Hexachlorobenzene	180-81819-1	80	40	mg/L	U	80			Salisbury	2018
Immersion Cleaner (Petroleum)	Hexachlorobenzene	180-78577-1	100	50	mg/L	U	100			Raleigh	2018
Immersion Cleaner (Petroleum)	Hexachlorobutadiene	180-58781-1	0.13	0.065	mg/L	U	0.13			Albuquerque	2016
Immersion Cleaner (Petroleum)	Hexachlorobutadiene	180-80013-1	0.13	0.065	mg/L	U	0.13			Oklahoma City	2018
Immersion Cleaner (Petroleum)	Hexachlorobutadiene	180-52532-2	2	1	mg/L	U	2			Boise	2016
Immersion Cleaner (Petroleum)	Hexachlorobutadiene	180-53497-2	2	1	mg/L	U	2			Chandler	2016
Immersion Cleaner (Petroleum)	Hexachlorobutadiene	180-58403-1	2	1	mg/L	U *	2			Charlotte	2016
Immersion Cleaner (Petroleum)	Hexachlorobutadiene	180-54774-2	2	1	mg/L	U	2			Chester	2016
Immersion Cleaner (Petroleum)	Hexachlorobutadiene	180-58664-1	2	1	mg/L	U	2			Clackamas	2016
Immersion Cleaner (Petroleum)	Hexachlorobutadiene	180-56352-1	2	1	mg/L	U *	2			Farmington	2016
Immersion Cleaner (Petroleum)	Hexachlorobutadiene	180-53964-1	2	1	mg/L	U *	2			Kaukauna	2016
Immersion Cleaner (Petroleum)	Hexachlorobutadiene	180-56005-1	2	1	mg/L	U *	2			St. Pauls	2016
Immersion Cleaner (Petroleum)	Hexachlorobutadiene	180-58145-1	2	1	mg/L	U	2			Tampa	2016
Immersion Cleaner (Petroleum)	Hexachlorobutadiene	180-58735-1	2	1	mg/L	U	2			Tulsa	2016
Immersion Cleaner (Petroleum)	Hexachlorobutadiene	180-58265-1	2	1	mg/L	U H *	2			Vinton	2016
Immersion Cleaner (Petroleum)	Hexachlorobutadiene	180-56644-1	2	1	mg/L	U *	2			Waukesha	2016
Immersion Cleaner (Petroleum)	Hexachlorobutadiene	180-70386-2	2	1	mg/L	U	2			Albuquerque	2017
Immersion Cleaner (Petroleum)	Hexachlorobutadiene	180-65691-1	2	1	mg/L	U	2			Archdale	2017
Immersion Cleaner (Petroleum)	Hexachlorobutadiene	180-64619-1	2	1	mg/L	U	2			Chandler	2017
Immersion Cleaner (Petroleum)	Hexachlorobutadiene	180-70327-1	2	1	mg/L	U	2			Chesapeake	2017
Immersion Cleaner (Petroleum)	Hexachlorobutadiene	180-69195-1	2	1	mg/L	U	2			Clackamas	2017
Immersion Cleaner (Petroleum)	Hexachlorobutadiene	180-68916-1	2	1	mg/L	U	2			Farmington	2017
Immersion Cleaner (Petroleum)	Hexachlorobutadiene	180-64618-1	2	1	mg/L	U	2			Kaukauna	2017
Immersion Cleaner (Petroleum)	Hexachlorobutadiene	180-69239-1	2	1	mg/L	U	2			Oklahoma City	2017
Immersion Cleaner (Petroleum)	Hexachlorobutadiene	180-70395-2	2	1	mg/L	U	2			Raleigh	2017
Immersion Cleaner (Petroleum)	Hexachlorobutadiene	180-69197-1	2	1	mg/L	U	2			St Pauls	2017
Immersion Cleaner (Petroleum)	Hexachlorobutadiene	180-69419-1	2	1	mg/L	U	2			Tulsa	2017
Immersion Cleaner (Petroleum)	Hexachlorobutadiene	180-69772-2	2	1	mg/L	U	2			Vinton	2017
Immersion Cleaner (Petroleum)	Hexachlorobutadiene	180-68956-1	2	1	mg/L	U	2			Waukesha	2017
Immersion Cleaner (Petroleum)	Hexachlorobutadiene	180-64794-1	2	1	mg/L	U	2			Wichita	2017
Immersion Cleaner (Petroleum)	Hexachlorobutadiene	180-60188-1	2	1	mg/L	U	2			Barre	2017
Immersion Cleaner (Petroleum)	Hexachlorobutadiene	180-77379-1	2	1	mg/L	U	2			Archdale	2018
Immersion Cleaner (Petroleum)	Hexachlorobutadiene	180-77514-1	2	1	mg/L	U	2			Boise	2018
Immersion Cleaner (Petroleum)	Hexachlorobutadiene	180-77389-1	2	1	mg/L	U	2			Chester	2018
Immersion Cleaner (Petroleum)	Hexachlorobutadiene	180-82400-1	2	1	mg/L	U	2			Clackamas	2018
Immersion Cleaner (Petroleum)	Hexachlorobutadiene	180-77380-1	2	1	mg/L	U	2	34	54	Kaukauna	2018
Immersion Cleaner (Petroleum)	Hexachlorobutadiene	180-79366-1	2	1	mg/L	U	2			Tampa	2018
Immersion Cleaner (Petroleum)	Hexachlorobutadiene	180-78695-1	2	1	mg/L	U	2			Vinton	2018
Immersion Cleaner (Petroleum)	Hexachlorobutadiene	180-76256-2	2	1	mg/L	U	2			Waukesha	2018
Immersion Cleaner (Petroleum)	Hexachlorobutadiene	180-76257-2	2	1	mg/L	U	2			Wichita	2018
Immersion Cleaner (Petroleum)	Hexachlorobutadiene	180-72260-2	2	1	mg/L	U	2			Chester	2018
Immersion Cleaner (Petroleum)	Hexachlorobutadiene	180-74272-1	2	1	mg/L	U	2			Tallahassee	2018
Immersion Cleaner (Petroleum)	Hexachlorobutadiene	180-54869-2	10	5	mg/L	U *	10			Archdale	2016
Immersion Cleaner (Petroleum)	Hexachlorobutadiene	180-68459-1	10	5	mg/L	U	10			Oklahoma City	2017
Immersion Cleaner (Petroleum)	Hexachlorobutadiene	180-70840-2	10	5	mg/L	U	10			Salisbury	2017
Immersion Cleaner (Petroleum)	Hexachlorobutadiene	180-68707-1	20	10	mg/L	U	20			Boise	2017
Immersion Cleaner (Petroleum)	Hexachlorobutadiene	180-65477-1	20	10	mg/L	U	20			Salt Lake City	2017
Immersion Cleaner (Petroleum)	Hexachlorobutadiene	180-81015-1	20	10	mg/L	U	20			Albuquerque	2018
Immersion Cleaner (Petroleum)	Hexachlorobutadiene	180-76992-2	20	10	mg/L	U	20			Salt Lake City	2018

Immersion Cleaner (Petroleum)	Hexachlorobutadiene	180-77001-1	30	15	mg/L	U	30			Chandler	2018
Immersion Cleaner (Petroleum)	Hexachlorobutadiene	180-53846-1	40	20	mg/L	U	40			Salt Lake City	2016
Immersion Cleaner (Petroleum)	Hexachlorobutadiene	180-81849-1	40	20	mg/L	U	40			Barre	2018
Immersion Cleaner (Petroleum)	Hexachlorobutadiene	180-81613-1	50	25	mg/L	U	50			Farmington	2018
Immersion Cleaner (Petroleum)	Hexachlorobutadiene	180-78296-1	50	25	mg/L	U	50			St Pauls	2018
Immersion Cleaner (Petroleum)	Hexachlorobutadiene	180-81819-1	80	40	mg/L	U	80			Salisbury	2018
Immersion Cleaner (Petroleum)	Hexachlorobutadiene	180-78577-1	100	50	mg/L	U	100			Raleigh	2018
Immersion Cleaner (Petroleum)	Hexachloroethane	180-58781-1	0.13	0.065	mg/L	U	0.13			Albuquerque	2016
Immersion Cleaner (Petroleum)	Hexachloroethane	180-80013-1	0.13	0.065	mg/L	U	0.13			Oklahoma City	2018
Immersion Cleaner (Petroleum)	Hexachloroethane	180-52532-2	2	1	mg/L	U	2			Boise	2016
Immersion Cleaner (Petroleum)	Hexachloroethane	180-53497-2	2	1	mg/L	U	2			Chandler	2016
Immersion Cleaner (Petroleum)	Hexachloroethane	180-58403-1	2	1	mg/L	U *	2			Charlotte	2016
Immersion Cleaner (Petroleum)	Hexachloroethane	180-54774-2	2	1	mg/L	U	2			Chester	2016
Immersion Cleaner (Petroleum)	Hexachloroethane	180-58664-1	2	1	mg/L	U	2			Clackamas	2016
Immersion Cleaner (Petroleum)	Hexachloroethane	180-56352-1	2	1	mg/L	U	2			Farmington	2016
Immersion Cleaner (Petroleum)	Hexachloroethane	180-53964-1	2	1	mg/L	U	2			Kaukauna	2016
Immersion Cleaner (Petroleum)	Hexachloroethane	180-56005-1	2	1	mg/L	U	2			St. Pauls	2016
Immersion Cleaner (Petroleum)	Hexachloroethane	180-58145-1	2	1	mg/L	U	2			Tampa	2016
Immersion Cleaner (Petroleum)	Hexachloroethane	180-58735-1	2	1	mg/L	U	2			Tulsa	2016
Immersion Cleaner (Petroleum)	Hexachloroethane	180-58265-1	2	1	mg/L	U H *	2			Vinton	2016
Immersion Cleaner (Petroleum)	Hexachloroethane	180-56644-1	2	1	mg/L	U	2			Waukesha	2016
Immersion Cleaner (Petroleum)	Hexachloroethane	180-70386-2	2	1	mg/L	U	2			Albuquerque	2017
Immersion Cleaner (Petroleum)	Hexachloroethane	180-65691-1	2	1	mg/L	U	2			Archdale	2017
Immersion Cleaner (Petroleum)	Hexachloroethane	180-64619-1	2	1	mg/L	U	2			Chandler	2017
Immersion Cleaner (Petroleum)	Hexachloroethane	180-70327-1	2	1	mg/L	U	2			Chesapeake	2017
Immersion Cleaner (Petroleum)	Hexachloroethane	180-69195-1	2	1	mg/L	U	2			Clackamas	2017
Immersion Cleaner (Petroleum)	Hexachloroethane	180-68916-1	2	1	mg/L	U	2			Farmington	2017
Immersion Cleaner (Petroleum)	Hexachloroethane	180-64618-1	2	1	mg/L	U	2			Kaukauna	2017
Immersion Cleaner (Petroleum)	Hexachloroethane	180-69239-1	2	1	mg/L	U	2			Oklahoma City	2017
Immersion Cleaner (Petroleum)	Hexachloroethane	180-70395-2	2	1	mg/L	U	2			Raleigh	2017
Immersion Cleaner (Petroleum)	Hexachloroethane	180-69197-1	2	1	mg/L	U	2			St Pauls	2017
Immersion Cleaner (Petroleum)	Hexachloroethane	180-69419-1	2	1	mg/L	U	2			Tulsa	2017
Immersion Cleaner (Petroleum)	Hexachloroethane	180-69772-2	2	1	mg/L	U	2			Vinton	2017
Immersion Cleaner (Petroleum)	Hexachloroethane	180-68956-1	2	1	mg/L	U	2			Waukesha	2017
Immersion Cleaner (Petroleum)	Hexachloroethane	180-64794-1	2	1	mg/L	U	2			Wichita	2017
Immersion Cleaner (Petroleum)	Hexachloroethane	180-60188-1	2	1	mg/L	U	2			Barre	2017
Immersion Cleaner (Petroleum)	Hexachloroethane	180-77379-1	2	1	mg/L	U	2			Archdale	2018
Immersion Cleaner (Petroleum)	Hexachloroethane	180-77514-1	2	1	mg/L	U	2			Boise	2018
Immersion Cleaner (Petroleum)	Hexachloroethane	180-77389-1	2	1	mg/L	U	2			Chester	2018
Immersion Cleaner (Petroleum)	Hexachloroethane	180-82400-1	2	1	mg/L	U	2			Clackamas	2018
Immersion Cleaner (Petroleum)	Hexachloroethane	180-77380-1	2	1	mg/L	U	2	34	54	Kaukauna	2018
Immersion Cleaner (Petroleum)	Hexachloroethane	180-79366-1	2	1	mg/L	U	2			Tampa	2018
Immersion Cleaner (Petroleum)	Hexachloroethane	180-78695-1	2	1	mg/L	U	2			Vinton	2018
Immersion Cleaner (Petroleum)	Hexachloroethane	180-76256-2	2	1	mg/L	U	2			Waukesha	2018
Immersion Cleaner (Petroleum)	Hexachloroethane	180-76257-2	2	1	mg/L	U	2			Wichita	2018
Immersion Cleaner (Petroleum)	Hexachloroethane	180-72260-2	2	1	mg/L	U	2			Chester	2018
Immersion Cleaner (Petroleum)	Hexachloroethane	180-74272-1	2	1	mg/L	U	2			Tallahassee	2018
Immersion Cleaner (Petroleum)	Hexachloroethane	180-54869-2	10	5	mg/L	U	10			Archdale	2016
Immersion Cleaner (Petroleum)	Hexachloroethane	180-68459-1	10	5	mg/L	U	10			Oklahoma City	2017
Immersion Cleaner (Petroleum)	Hexachloroethane	180-70840-2	10	5	mg/L	U	10			Salisbury	2017
Immersion Cleaner (Petroleum)	Hexachloroethane	180-68707-1	20	10	mg/L	U	20			Boise	2017
Immersion Cleaner (Petroleum)	Hexachloroethane	180-65477-1	20	10	mg/L	U	20			Salt Lake City	2017
Immersion Cleaner (Petroleum)	Hexachloroethane	180-81015-1	20	10	mg/L	U	20			Albuquerque	2018
Immersion Cleaner (Petroleum)	Hexachloroethane	180-76992-2	20	10	mg/L	U	20			Salt Lake City	2018
Immersion Cleaner (Petroleum)	Hexachloroethane	180-77001-1	30	15	mg/L	U	30			Chandler	2018
Immersion Cleaner (Petroleum)	Hexachloroethane	180-53846-1	40	20	mg/L	U	40			Salt Lake City	2016
Immersion Cleaner (Petroleum)	Hexachloroethane	180-81849-1	40	20	mg/L	U	40			Barre	2018
Immersion Cleaner (Petroleum)	Hexachloroethane	180-81613-1	50	25	mg/L	U	50			Farmington	2018
Immersion Cleaner (Petroleum)	Hexachloroethane	180-78296-1	50	25	mg/L	U	50			St Pauls	2018
Immersion Cleaner (Petroleum)	Hexachloroethane	180-81819-1	80	40	mg/L	U	80			Salisbury	2018

Immersion Cleaner (Petroleum)	Hexachloroethane	180-78577-1	100	50	mg/L	U	100			Raleigh	2018
Immersion Cleaner (Petroleum)	Lead	180-56005-2	0.038	0.038	mg/L	J	0.1			St. Pauls	2016
Immersion Cleaner (Petroleum)	Lead	180-56644-2	0.061	0.061	mg/L	J	0.1			Waukesha	2016
Immersion Cleaner (Petroleum)	Lead	180-74272-2	0.079	0.079	mg/L	J	0.1			Tallahassee	2018
Immersion Cleaner (Petroleum)	Lead	180-76256-1	0.09	0.09	mg/L	J	0.2			Waukesha	2018
Immersion Cleaner (Petroleum)	Lead	180-70395-1	0.093	0.093	mg/L	J	0.1			Raleigh	2017
Immersion Cleaner (Petroleum)	Lead	180-78695-2	0.098	0.098	mg/L	J	0.1			Vinton	2018
Immersion Cleaner (Petroleum)	Lead	180-69197-2	0.1	0.1	mg/L		0.1			St Pauls	2017
Immersion Cleaner (Petroleum)	Lead	180-53497-1	0.11	0.11	mg/L		0.1			Chandler	2016
Immersion Cleaner (Petroleum)	Lead	180-77380-2	0.11	0.11	mg/L		0.1			Kaukauna	2018
Immersion Cleaner (Petroleum)	Lead	180-76992-1	0.14	0.14	mg/L		0.1			Salt Lake City	2018
Immersion Cleaner (Petroleum)	Lead	180-78577-2	0.15	0.15	mg/L		0.1			Raleigh	2018
Immersion Cleaner (Petroleum)	Lead	180-68916-2	0.16	0.16	mg/L	J	0.2			Farmington	2017
Immersion Cleaner (Petroleum)	Lead	180-68707-2	0.18	0.18	mg/L		0.1			Boise	2017
Immersion Cleaner (Petroleum)	Lead	180-58735-2	0.2	0.2	mg/L		0.1			Tulsa	2016
Immersion Cleaner (Petroleum)	Lead	180-69772-1	0.21	0.21	mg/L		0.1			Vinton	2017
Immersion Cleaner (Petroleum)	Lead	180-64794-2	0.22	0.22	mg/L		0.2			Wichita	2017
Immersion Cleaner (Petroleum)	Lead	180-81849-2	0.29	0.29	mg/L		0.1			Barre	2018
Immersion Cleaner (Petroleum)	Lead	180-64619-2	0.35	0.35	mg/L		0.25			Chandler	2017
Immersion Cleaner (Petroleum)	Lead	180-82400-2	0.45	0.45	mg/L		0.1			Clackamas	2018
Immersion Cleaner (Petroleum)	Lead	180-52532-1	0.47	0.47	mg/L		0.1			Boise	2016
Immersion Cleaner (Petroleum)	Lead	180-79366-2	0.75	0.75	mg/L		0.1			Tampa	2018
Immersion Cleaner (Petroleum)	Lead	180-69419-2	0.78	0.78	mg/L		0.5			Tulsa	2017
Immersion Cleaner (Petroleum)	Lead	180-56352-2	0.83	0.83	mg/L		0.5			Farmington	2016
Immersion Cleaner (Petroleum)	Lead	180-58145-2	0.86	0.86	mg/L		0.1			Tampa	2016
Immersion Cleaner (Petroleum)	Lead	180-72260-1	0.86	0.86	mg/L		0.1			Chester	2018
Immersion Cleaner (Petroleum)	Lead	180-65691-2	0.94	0.94	mg/L		0.1			Archdale	2017
Immersion Cleaner (Petroleum)	Lead	180-54774-1	1	1	mg/L		0.1			Chester	2016
Immersion Cleaner (Petroleum)	Lead	180-78296-2	1	1	mg/L		0.1			St Pauls	2018
Immersion Cleaner (Petroleum)	Lead	180-58664-2	1.3	1.3	mg/L		0.1			Clackamas	2016
Immersion Cleaner (Petroleum)	Lead	180-68459-2	1.3	1.3	mg/L		0.1			Oklahoma City	2017
Immersion Cleaner (Petroleum)	Lead	180-76257-1	1.3	1.3	mg/L		0.2			Wichita	2018
Immersion Cleaner (Petroleum)	Lead	180-81819-2	1.7	1.7	mg/L		0.1			Salisbury	2018
Immersion Cleaner (Petroleum)	Lead	180-81015-2	1.8	1.8	mg/L		0.1			Albuquerque	2018
Immersion Cleaner (Petroleum)	Lead	180-70386-1	2.3	2.3	mg/L		0.1	34	54	Albuquerque	2017
Immersion Cleaner (Petroleum)	Lead	180-53846-2	3.4	3.4	mg/L		0.1			Salt Lake City	2016
Immersion Cleaner (Petroleum)	Lead	180-54869-1	4.3	4.3	mg/L		0.5			Archdale	2016
Immersion Cleaner (Petroleum)	Lead	180-70327-2	4.4	4.4	mg/L		0.1			Chesapeake	2017
Immersion Cleaner (Petroleum)	Lead	180-81613-2	4.7	4.7	mg/L		0.1			Farmington	2018
Immersion Cleaner (Petroleum)	Lead	180-70840-1	4.9	4.9	mg/L		0.1			Salisbury	2017
Immersion Cleaner (Petroleum)	Lead	180-58265-2	5.4	5.4	mg/L		0.5			Vinton	2016
Immersion Cleaner (Petroleum)	Lead	180-64618-2	6.7	6.7	mg/L		0.5			Kaukauna	2017
Immersion Cleaner (Petroleum)	Lead	180-53964-2	6.8	6.8	mg/L		0.1			Kaukauna	2016
Immersion Cleaner (Petroleum)	Lead	180-65477-2	8.4	8.4	mg/L		0.5			Salt Lake City	2017
Immersion Cleaner (Petroleum)	Lead	180-68956-2	9.2	9.2	mg/L		0.2			Waukesha	2017
Immersion Cleaner (Petroleum)	Lead	180-77514-2	16	16	mg/L	B	0.1			Boise	2018
Immersion Cleaner (Petroleum)	Lead	180-69195-2	17	17	mg/L		0.1			Clackamas	2017
Immersion Cleaner (Petroleum)	Lead	180-77389-2	19	19	mg/L	B	0.1			Chester	2018
Immersion Cleaner (Petroleum)	Lead	180-77001-2	25	25	mg/L		0.1			Chandler	2018
Immersion Cleaner (Petroleum)	Lead	180-80013-2	32	32	mg/L		0.1			Oklahoma City	2018
Immersion Cleaner (Petroleum)	Lead	180-69239-2	35	35	mg/L		0.1			Oklahoma City	2017
Immersion Cleaner (Petroleum)	Lead	180-77379-2	39	39	mg/L	B	0.5			Archdale	2018
Immersion Cleaner (Petroleum)	Lead	180-58781-1	40	40	mg/L		1			Albuquerque	2016
Immersion Cleaner (Petroleum)	Lead	180-60188-2	61	61	mg/L		0.1			Barre	2017
Immersion Cleaner (Petroleum)	Lead	180-58403-2	98	98	mg/L		0.1			Charlotte	2016
Immersion Cleaner (Petroleum)	Mercury	180-56005-2	0.00052	0.00052	mg/L	J B	0.002			St. Pauls	2016
Immersion Cleaner (Petroleum)	Mercury	180-70840-1	0.00078	0.00078	mg/L	J	0.002			Salisbury	2017
Immersion Cleaner (Petroleum)	Mercury	180-77514-2	0.00098	0.00098	mg/L	J	0.002			Boise	2018
Immersion Cleaner (Petroleum)	Mercury	180-54869-1	0.002	0.001	mg/L	U	0.002			Archdale	2016
Immersion Cleaner (Petroleum)	Mercury	180-52532-1	0.002	0.001	mg/L	U	0.002			Boise	2016

Immersion Cleaner (Petroleum)	Mercury	180-58403-2	0.002	0.001	mg/L	U	0.002			Charlotte	2016
Immersion Cleaner (Petroleum)	Mercury	180-54774-1	0.002	0.001	mg/L	U	0.002			Chester	2016
Immersion Cleaner (Petroleum)	Mercury	180-58664-2	0.002	0.001	mg/L	U	0.002			Clackamas	2016
Immersion Cleaner (Petroleum)	Mercury	180-53964-2	0.002	0.001	mg/L	U	0.002			Kaukauna	2016
Immersion Cleaner (Petroleum)	Mercury	180-53846-2	0.002	0.001	mg/L	U	0.002			Salt Lake City	2016
Immersion Cleaner (Petroleum)	Mercury	180-58145-2	0.002	0.001	mg/L	U	0.002			Tampa	2016
Immersion Cleaner (Petroleum)	Mercury	180-58735-2	0.002	0.001	mg/L	U	0.002			Tulsa	2016
Immersion Cleaner (Petroleum)	Mercury	180-58265-2	0.002	0.001	mg/L	U	0.002			Vinton	2016
Immersion Cleaner (Petroleum)	Mercury	180-56644-2	0.002	0.001	mg/L	U	0.002			Waukesha	2016
Immersion Cleaner (Petroleum)	Mercury	180-65691-2	0.002	0.001	mg/L	U	0.002			Archdale	2017
Immersion Cleaner (Petroleum)	Mercury	180-68707-2	0.002	0.001	mg/L	U	0.002			Boise	2017
Immersion Cleaner (Petroleum)	Mercury	180-64619-2	0.002	0.001	mg/L	U	0.002			Chandler	2017
Immersion Cleaner (Petroleum)	Mercury	180-68916-2	0.002	0.001	mg/L	U	0.002			Farmington	2017
Immersion Cleaner (Petroleum)	Mercury	180-64618-2	0.002	0.001	mg/L	U	0.002			Kaukauna	2017
Immersion Cleaner (Petroleum)	Mercury	180-65477-2	0.002	0.001	mg/L	U	0.002			Salt Lake City	2017
Immersion Cleaner (Petroleum)	Mercury	180-69197-2	0.002	0.001	mg/L	U	0.002			St Pauls	2017
Immersion Cleaner (Petroleum)	Mercury	180-68956-2	0.002	0.001	mg/L	U	0.002			Waukesha	2017
Immersion Cleaner (Petroleum)	Mercury	180-64794-2	0.002	0.001	mg/L	U	0.002			Wichita	2017
Immersion Cleaner (Petroleum)	Mercury	180-81015-2	0.002	0.001	mg/L	U	0.002			Albuquerque	2018
Immersion Cleaner (Petroleum)	Mercury	180-78577-2	0.002	0.001	mg/L	U	0.002			Raleigh	2018
Immersion Cleaner (Petroleum)	Mercury	180-72260-1	0.002	0.001	mg/L	U	0.002			Chester	2018
Immersion Cleaner (Petroleum)	Mercury	180-74272-2	0.002	0.001	mg/L	U	0.002			Tallahassee	2018
Immersion Cleaner (Petroleum)	Mercury	180-77389-2	0.0011	0.0011	mg/L	J	0.002			Chester	2018
Immersion Cleaner (Petroleum)	Mercury	180-77380-2	0.0012	0.0012	mg/L	J	0.002			Kaukauna	2018
Immersion Cleaner (Petroleum)	Mercury	180-53497-1	0.0019	0.0019	mg/L	J	0.002			Chandler	2016
Immersion Cleaner (Petroleum)	Mercury	180-77379-2	0.002	0.002	mg/L		0.002			Archdale	2018
Immersion Cleaner (Petroleum)	Mercury	180-80013-2	0.004	0.002	mg/L	U	0.004			Oklahoma City	2018
Immersion Cleaner (Petroleum)	Mercury	180-69195-2	0.0041	0.0041	mg/L		0.002			Clackamas	2017
Immersion Cleaner (Petroleum)	Mercury	180-70386-1	0.01	0.005	mg/L	U	0.01	34	54	Albuquerque	2017
Immersion Cleaner (Petroleum)	Mercury	180-70327-2	0.01	0.005	mg/L	U	0.01			Chesapeake	2017
Immersion Cleaner (Petroleum)	Mercury	180-69239-2	0.01	0.005	mg/L	U	0.01			Oklahoma City	2017
Immersion Cleaner (Petroleum)	Mercury	180-70395-1	0.01	0.005	mg/L	U	0.01			Raleigh	2017
Immersion Cleaner (Petroleum)	Mercury	180-69772-1	0.01	0.005	mg/L	U	0.01			Vinton	2017
Immersion Cleaner (Petroleum)	Mercury	180-76256-1	0.01	0.005	mg/L	U	0.01			Waukesha	2018
Immersion Cleaner (Petroleum)	Mercury	180-76257-1	0.01	0.005	mg/L	U	0.01			Wichita	2018
Immersion Cleaner (Petroleum)	Mercury	180-60188-2	0.0077	0.0077	mg/L		0.002			Barre	2017
Immersion Cleaner (Petroleum)	Mercury	180-56352-2	0.02	0.01	mg/L	U	0.02			Farmington	2016
Immersion Cleaner (Petroleum)	Mercury	180-68459-2	0.02	0.01	mg/L	U	0.02			Oklahoma City	2017
Immersion Cleaner (Petroleum)	Mercury	180-69419-2	0.02	0.01	mg/L	U	0.02			Tulsa	2017
Immersion Cleaner (Petroleum)	Mercury	180-81849-2	0.02	0.01	mg/L	U	0.02			Barre	2018
Immersion Cleaner (Petroleum)	Mercury	180-77001-2	0.02	0.01	mg/L	U	0.02			Chandler	2018
Immersion Cleaner (Petroleum)	Mercury	180-82400-2	0.02	0.01	mg/L	U	0.02			Clackamas	2018
Immersion Cleaner (Petroleum)	Mercury	180-81613-2	0.02	0.01	mg/L	U	0.02			Farmington	2018
Immersion Cleaner (Petroleum)	Mercury	180-81819-2	0.02	0.01	mg/L	U	0.02			Salisbury	2018
Immersion Cleaner (Petroleum)	Mercury	180-76992-1	0.02	0.01	mg/L	U	0.02			Salt Lake City	2018
Immersion Cleaner (Petroleum)	Mercury	180-78695-2	0.02	0.01	mg/L	U	0.02			Vinton	2018
Immersion Cleaner (Petroleum)	Mercury	180-58781-1	0.033	0.0165	mg/L	U	0.033			Albuquerque	2016
Immersion Cleaner (Petroleum)	Mercury	180-78296-2	0.1	0.05	mg/L	U	0.1			St Pauls	2018
Immersion Cleaner (Petroleum)	Mercury	180-79366-2	0.1	0.05	mg/L	U	0.1			Tampa	2018
Immersion Cleaner (Petroleum)	Methylphenol, 3 & 4	180-80013-1	1	0.5	mg/L	U	1			Oklahoma City	2018
Immersion Cleaner (Petroleum)	Methylphenol, 3 & 4	180-52532-2	2	1	mg/L	U	2			Boise	2016
Immersion Cleaner (Petroleum)	Methylphenol, 3 & 4	180-53497-2	2	1	mg/L	U	2			Chandler	2016
Immersion Cleaner (Petroleum)	Methylphenol, 3 & 4	180-58403-1	2	1	mg/L	U *	2			Charlotte	2016
Immersion Cleaner (Petroleum)	Methylphenol, 3 & 4	180-54774-2	2	1	mg/L	U	2			Chester	2016
Immersion Cleaner (Petroleum)	Methylphenol, 3 & 4	180-58664-1	2	1	mg/L	U	2			Clackamas	2016
Immersion Cleaner (Petroleum)	Methylphenol, 3 & 4	180-56352-1	2	1	mg/L	U	2			Farmington	2016
Immersion Cleaner (Petroleum)	Methylphenol, 3 & 4	180-53964-1	2	1	mg/L	U	2			Kaukauna	2016
Immersion Cleaner (Petroleum)	Methylphenol, 3 & 4	180-56005-1	2	1	mg/L	U	2			St. Pauls	2016
Immersion Cleaner (Petroleum)	Methylphenol, 3 & 4	180-58145-1	2	1	mg/L	U	2			Tampa	2016
Immersion Cleaner (Petroleum)	Methylphenol, 3 & 4	180-58735-1	2	1	mg/L	U	2			Tulsa	2016

Immersion Cleaner (Petroleum)	Methylphenol, 3 & 4	180-58265-1	2	1	mg/L	U H *	2			Vinton	2016
Immersion Cleaner (Petroleum)	Methylphenol, 3 & 4	180-56644-1	2	1	mg/L	U	2			Waukesha	2016
Immersion Cleaner (Petroleum)	Methylphenol, 3 & 4	180-70386-2	2	1	mg/L	U	2			Albuquerque	2017
Immersion Cleaner (Petroleum)	Methylphenol, 3 & 4	180-65691-1	2	1	mg/L	U	2			Archdale	2017
Immersion Cleaner (Petroleum)	Methylphenol, 3 & 4	180-64619-1	2	1	mg/L	U	2			Chandler	2017
Immersion Cleaner (Petroleum)	Methylphenol, 3 & 4	180-70327-1	2	1	mg/L	U	2			Chesapeake	2017
Immersion Cleaner (Petroleum)	Methylphenol, 3 & 4	180-69195-1	2	1	mg/L	U	2			Clackamas	2017
Immersion Cleaner (Petroleum)	Methylphenol, 3 & 4	180-68916-1	2	1	mg/L	U	2			Farmington	2017
Immersion Cleaner (Petroleum)	Methylphenol, 3 & 4	180-64618-1	2	1	mg/L	U	2			Kaukauna	2017
Immersion Cleaner (Petroleum)	Methylphenol, 3 & 4	180-69239-1	2	1	mg/L	U	2			Oklahoma City	2017
Immersion Cleaner (Petroleum)	Methylphenol, 3 & 4	180-70395-2	2	1	mg/L	U	2			Raleigh	2017
Immersion Cleaner (Petroleum)	Methylphenol, 3 & 4	180-69197-1	2	1	mg/L	U	2			St Pauls	2017
Immersion Cleaner (Petroleum)	Methylphenol, 3 & 4	180-69419-1	2	1	mg/L	U	2			Tulsa	2017
Immersion Cleaner (Petroleum)	Methylphenol, 3 & 4	180-69772-2	2	1	mg/L	U	2			Vinton	2017
Immersion Cleaner (Petroleum)	Methylphenol, 3 & 4	180-68956-1	2	1	mg/L	U	2			Waukesha	2017
Immersion Cleaner (Petroleum)	Methylphenol, 3 & 4	180-64794-1	2	1	mg/L	U	2			Wichita	2017
Immersion Cleaner (Petroleum)	Methylphenol, 3 & 4	180-60188-1	2	1	mg/L	U	2			Barre	2017
Immersion Cleaner (Petroleum)	Methylphenol, 3 & 4	180-77379-1	2	1	mg/L	U	2			Archdale	2018
Immersion Cleaner (Petroleum)	Methylphenol, 3 & 4	180-77514-1	2	1	mg/L	U	2			Boise	2018
Immersion Cleaner (Petroleum)	Methylphenol, 3 & 4	180-77389-1	2	1	mg/L	U	2			Chester	2018
Immersion Cleaner (Petroleum)	Methylphenol, 3 & 4	180-82400-1	2	1	mg/L	U	2			Clackamas	2018
Immersion Cleaner (Petroleum)	Methylphenol, 3 & 4	180-77380-1	2	1	mg/L	U	2			Kaukauna	2018
Immersion Cleaner (Petroleum)	Methylphenol, 3 & 4	180-79366-1	2	1	mg/L	U	2	34	54	Tampa	2018
Immersion Cleaner (Petroleum)	Methylphenol, 3 & 4	180-78695-1	2	1	mg/L	U	2			Vinton	2018
Immersion Cleaner (Petroleum)	Methylphenol, 3 & 4	180-76256-2	2	1	mg/L	U	2			Waukesha	2018
Immersion Cleaner (Petroleum)	Methylphenol, 3 & 4	180-72260-2	2	1	mg/L	U	2			Chester	2018
Immersion Cleaner (Petroleum)	Methylphenol, 3 & 4	180-74272-1	2	1	mg/L	U	2			Tallahassee	2018
Immersion Cleaner (Petroleum)	Methylphenol, 3 & 4	180-58781-1	1.9	1.9	mg/L		1			Albuquerque	2016
Immersion Cleaner (Petroleum)	Methylphenol, 3 & 4	180-54869-2	10	5	mg/L	U	10			Archdale	2016
Immersion Cleaner (Petroleum)	Methylphenol, 3 & 4	180-68459-1	10	5	mg/L	U	10			Oklahoma City	2017
Immersion Cleaner (Petroleum)	Methylphenol, 3 & 4	180-70840-2	10	5	mg/L	U	10			Salisbury	2017
Immersion Cleaner (Petroleum)	Methylphenol, 3 & 4	180-68707-1	20	10	mg/L	U	20			Boise	2017
Immersion Cleaner (Petroleum)	Methylphenol, 3 & 4	180-81015-1	20	10	mg/L	U	20			Albuquerque	2018
Immersion Cleaner (Petroleum)	Methylphenol, 3 & 4	180-76992-2	20	10	mg/L	U	20			Salt Lake City	2018
Immersion Cleaner (Petroleum)	Methylphenol, 3 & 4	180-77001-1	30	15	mg/L	U	30			Chandler	2018
Immersion Cleaner (Petroleum)	Methylphenol, 3 & 4	180-81849-1	40	20	mg/L	U	40			Barre	2018
Immersion Cleaner (Petroleum)	Methylphenol, 3 & 4	180-81613-1	50	25	mg/L	U	50			Farmington	2018
Immersion Cleaner (Petroleum)	Methylphenol, 3 & 4	180-78296-1	50	25	mg/L	U	50			St Pauls	2018
Immersion Cleaner (Petroleum)	Methylphenol, 3 & 4	180-81819-1	80	40	mg/L	U	80			Salisbury	2018
Immersion Cleaner (Petroleum)	Methylphenol, 3 & 4	180-78577-1	100	50	mg/L	U	100			Raleigh	2018
Immersion Cleaner (Petroleum)	Methylphenol, 3 & 4	180-76257-2	65	65	mg/L		2			Wichita	2018
Immersion Cleaner (Petroleum)	Methylphenol, 3 & 4	180-53846-1	180	180	mg/L		40			Salt Lake City	2016
Immersion Cleaner (Petroleum)	Methylphenol, 3 & 4	180-65477-1	6000	6000	mg/L		100			Salt Lake City	2017
Immersion Cleaner (Petroleum)	Nitrobenzene	180-58781-1	1	0.5	mg/L	U	1			Albuquerque	2016
Immersion Cleaner (Petroleum)	Nitrobenzene	180-80013-1	1	0.5	mg/L	U	1			Oklahoma City	2018
Immersion Cleaner (Petroleum)	Nitrobenzene	180-52532-2	2	1	mg/L	U	2			Boise	2016
Immersion Cleaner (Petroleum)	Nitrobenzene	180-53497-2	2	1	mg/L	U	2			Chandler	2016
Immersion Cleaner (Petroleum)	Nitrobenzene	180-58403-1	2	1	mg/L	U *	2			Charlotte	2016
Immersion Cleaner (Petroleum)	Nitrobenzene	180-54774-2	2	1	mg/L	U	2			Chester	2016
Immersion Cleaner (Petroleum)	Nitrobenzene	180-58664-1	2	1	mg/L	U	2			Clackamas	2016
Immersion Cleaner (Petroleum)	Nitrobenzene	180-56352-1	2	1	mg/L	U *	2			Farmington	2016
Immersion Cleaner (Petroleum)	Nitrobenzene	180-53964-1	2	1	mg/L	U *	2			Kaukauna	2016
Immersion Cleaner (Petroleum)	Nitrobenzene	180-56005-1	2	1	mg/L	U *	2			St. Pauls	2016
Immersion Cleaner (Petroleum)	Nitrobenzene	180-58145-1	2	1	mg/L	U	2			Tampa	2016
Immersion Cleaner (Petroleum)	Nitrobenzene	180-58735-1	2	1	mg/L	U	2			Tulsa	2016
Immersion Cleaner (Petroleum)	Nitrobenzene	180-58265-1	2	1	mg/L	U H *	2			Vinton	2016
Immersion Cleaner (Petroleum)	Nitrobenzene	180-56644-1	2	1	mg/L	U *	2			Waukesha	2016
Immersion Cleaner (Petroleum)	Nitrobenzene	180-70386-2	2	1	mg/L	U	2			Albuquerque	2017
Immersion Cleaner (Petroleum)	Nitrobenzene	180-65691-1	2	1	mg/L	U	2			Archdale	2017
Immersion Cleaner (Petroleum)	Nitrobenzene	180-64619-1	2	1	mg/L	U	2			Chandler	2017

Immersion Cleaner (Petroleum)	Nitrobenzene	180-70327-1	2	1	mg/L	U	2			Chesapeake	2017
Immersion Cleaner (Petroleum)	Nitrobenzene	180-69195-1	2	1	mg/L	U	2			Clackamas	2017
Immersion Cleaner (Petroleum)	Nitrobenzene	180-68916-1	2	1	mg/L	U	2			Farmington	2017
Immersion Cleaner (Petroleum)	Nitrobenzene	180-64618-1	2	1	mg/L	U	2			Kaukauna	2017
Immersion Cleaner (Petroleum)	Nitrobenzene	180-69239-1	2	1	mg/L	U	2			Oklahoma City	2017
Immersion Cleaner (Petroleum)	Nitrobenzene	180-70395-2	2	1	mg/L	U	2			Raleigh	2017
Immersion Cleaner (Petroleum)	Nitrobenzene	180-69197-1	2	1	mg/L	U	2			St Pauls	2017
Immersion Cleaner (Petroleum)	Nitrobenzene	180-69419-1	2	1	mg/L	U	2			Tulsa	2017
Immersion Cleaner (Petroleum)	Nitrobenzene	180-69772-2	2	1	mg/L	U	2			Vinton	2017
Immersion Cleaner (Petroleum)	Nitrobenzene	180-68956-1	2	1	mg/L	U	2			Waukesha	2017
Immersion Cleaner (Petroleum)	Nitrobenzene	180-64794-1	2	1	mg/L	U	2			Wichita	2017
Immersion Cleaner (Petroleum)	Nitrobenzene	180-60188-1	2	1	mg/L	U	2			Barre	2017
Immersion Cleaner (Petroleum)	Nitrobenzene	180-77379-1	2	1	mg/L	U	2			Archdale	2018
Immersion Cleaner (Petroleum)	Nitrobenzene	180-77514-1	2	1	mg/L	U	2			Boise	2018
Immersion Cleaner (Petroleum)	Nitrobenzene	180-77389-1	2	1	mg/L	U	2			Chester	2018
Immersion Cleaner (Petroleum)	Nitrobenzene	180-82400-1	2	1	mg/L	U	2			Clackamas	2018
Immersion Cleaner (Petroleum)	Nitrobenzene	180-77380-1	2	1	mg/L	U	2	34	54	Kaukauna	2018
Immersion Cleaner (Petroleum)	Nitrobenzene	180-79366-1	2	1	mg/L	U	2			Tampa	2018
Immersion Cleaner (Petroleum)	Nitrobenzene	180-78695-1	2	1	mg/L	U	2			Vinton	2018
Immersion Cleaner (Petroleum)	Nitrobenzene	180-76256-2	2	1	mg/L	U	2			Waukesha	2018
Immersion Cleaner (Petroleum)	Nitrobenzene	180-76257-2	2	1	mg/L	U	2			Wichita	2018
Immersion Cleaner (Petroleum)	Nitrobenzene	180-72260-2	2	1	mg/L	U	2			Chester	2018
Immersion Cleaner (Petroleum)	Nitrobenzene	180-74272-1	2	1	mg/L	U	2			Tallahassee	2018
Immersion Cleaner (Petroleum)	Nitrobenzene	180-54869-2	10	5	mg/L	U *	10			Archdale	2016
Immersion Cleaner (Petroleum)	Nitrobenzene	180-68459-1	10	5	mg/L	U	10			Oklahoma City	2017
Immersion Cleaner (Petroleum)	Nitrobenzene	180-70840-2	10	5	mg/L	U	10			Salisbury	2017
Immersion Cleaner (Petroleum)	Nitrobenzene	180-68707-1	20	10	mg/L	U	20			Boise	2017
Immersion Cleaner (Petroleum)	Nitrobenzene	180-65477-1	20	10	mg/L	U	20			Salt Lake City	2017
Immersion Cleaner (Petroleum)	Nitrobenzene	180-81015-1	20	10	mg/L	U	20			Albuquerque	2018
Immersion Cleaner (Petroleum)	Nitrobenzene	180-76992-2	20	10	mg/L	U	20			Salt Lake City	2018
Immersion Cleaner (Petroleum)	Nitrobenzene	180-77001-1	30	15	mg/L	U	30			Chandler	2018
Immersion Cleaner (Petroleum)	Nitrobenzene	180-53846-1	40	20	mg/L	U	40			Salt Lake City	2016
Immersion Cleaner (Petroleum)	Nitrobenzene	180-81849-1	40	20	mg/L	U	40			Barre	2018
Immersion Cleaner (Petroleum)	Nitrobenzene	180-81613-1	50	25	mg/L	U	50			Farmington	2018
Immersion Cleaner (Petroleum)	Nitrobenzene	180-78296-1	50	25	mg/L	U	50			St Pauls	2018
Immersion Cleaner (Petroleum)	Nitrobenzene	180-81819-1	80	40	mg/L	U	80			Salisbury	2018
Immersion Cleaner (Petroleum)	Nitrobenzene	180-78577-1	100	50	mg/L	U	100			Raleigh	2018
Immersion Cleaner (Petroleum)	Pentachlorophenol	180-58781-1	0.13	0.065	mg/L	U	0.13			Albuquerque	2016
Immersion Cleaner (Petroleum)	Pentachlorophenol	180-80013-1	0.13	0.065	mg/L	U	0.13			Oklahoma City	2018
Immersion Cleaner (Petroleum)	Pentachlorophenol	180-52532-2	10	5	mg/L	U	10			Boise	2016
Immersion Cleaner (Petroleum)	Pentachlorophenol	180-53497-2	10	5	mg/L	U	10			Chandler	2016
Immersion Cleaner (Petroleum)	Pentachlorophenol	180-58403-1	10	5	mg/L	U	10			Charlotte	2016
Immersion Cleaner (Petroleum)	Pentachlorophenol	180-54774-2	10	5	mg/L	U	10			Chester	2016
Immersion Cleaner (Petroleum)	Pentachlorophenol	180-58664-1	10	5	mg/L	U	10			Clackamas	2016
Immersion Cleaner (Petroleum)	Pentachlorophenol	180-56352-1	10	5	mg/L	U	10			Farmington	2016
Immersion Cleaner (Petroleum)	Pentachlorophenol	180-53964-1	10	5	mg/L	U	10			Kaukauna	2016
Immersion Cleaner (Petroleum)	Pentachlorophenol	180-56005-1	10	5	mg/L	U	10			St. Pauls	2016
Immersion Cleaner (Petroleum)	Pentachlorophenol	180-58145-1	10	5	mg/L	U	10			Tampa	2016
Immersion Cleaner (Petroleum)	Pentachlorophenol	180-58735-1	10	5	mg/L	U	10			Tulsa	2016
Immersion Cleaner (Petroleum)	Pentachlorophenol	180-58265-1	10	5	mg/L	U H	10			Vinton	2016
Immersion Cleaner (Petroleum)	Pentachlorophenol	180-56644-1	10	5	mg/L	U	10			Waukesha	2016
Immersion Cleaner (Petroleum)	Pentachlorophenol	180-70386-2	10	5	mg/L	U	10			Albuquerque	2017
Immersion Cleaner (Petroleum)	Pentachlorophenol	180-65691-1	10	5	mg/L	U	10			Archdale	2017
Immersion Cleaner (Petroleum)	Pentachlorophenol	180-64619-1	10	5	mg/L	U	10			Chandler	2017
Immersion Cleaner (Petroleum)	Pentachlorophenol	180-70327-1	10	5	mg/L	U	10			Chesapeake	2017
Immersion Cleaner (Petroleum)	Pentachlorophenol	180-69195-1	10	5	mg/L	U	10			Clackamas	2017
Immersion Cleaner (Petroleum)	Pentachlorophenol	180-68916-1	10	5	mg/L	U	10			Farmington	2017
Immersion Cleaner (Petroleum)	Pentachlorophenol	180-64618-1	10	5	mg/L	U	10			Kaukauna	2017
Immersion Cleaner (Petroleum)	Pentachlorophenol	180-69239-1	10	5	mg/L	U	10			Oklahoma City	2017
Immersion Cleaner (Petroleum)	Pentachlorophenol	180-70395-2	10	5	mg/L	U	10			Raleigh	2017

Immersion Cleaner (Petroleum)	Pentachlorophenol	180-69197-1	10	5	mg/L	U	10			St Pauls	2017
Immersion Cleaner (Petroleum)	Pentachlorophenol	180-69419-1	10	5	mg/L	U	10			Tulsa	2017
Immersion Cleaner (Petroleum)	Pentachlorophenol	180-69772-2	10	5	mg/L	U	10			Vinton	2017
Immersion Cleaner (Petroleum)	Pentachlorophenol	180-68956-1	10	5	mg/L	U	10			Waukesha	2017
Immersion Cleaner (Petroleum)	Pentachlorophenol	180-64794-1	10	5	mg/L	U *	10			Wichita	2017
Immersion Cleaner (Petroleum)	Pentachlorophenol	180-60188-1	10	5	mg/L	U	10			Barre	2017
Immersion Cleaner (Petroleum)	Pentachlorophenol	180-77379-1	10	5	mg/L	U	10			Archdale	2018
Immersion Cleaner (Petroleum)	Pentachlorophenol	180-77514-1	10	5	mg/L	U	10			Boise	2018
Immersion Cleaner (Petroleum)	Pentachlorophenol	180-77389-1	10	5	mg/L	U	10			Chester	2018
Immersion Cleaner (Petroleum)	Pentachlorophenol	180-82400-1	10	5	mg/L	U	10			Clackamas	2018
Immersion Cleaner (Petroleum)	Pentachlorophenol	180-77380-1	10	5	mg/L	U	10	34	54	Kaukauna	2018
Immersion Cleaner (Petroleum)	Pentachlorophenol	180-79366-1	10	5	mg/L	U	10			Tampa	2018
Immersion Cleaner (Petroleum)	Pentachlorophenol	180-78695-1	10	5	mg/L	U	10			Vinton	2018
Immersion Cleaner (Petroleum)	Pentachlorophenol	180-76256-2	10	5	mg/L	U	10			Waukesha	2018
Immersion Cleaner (Petroleum)	Pentachlorophenol	180-76257-2	10	5	mg/L	U	10			Wichita	2018
Immersion Cleaner (Petroleum)	Pentachlorophenol	180-72260-2	10	5	mg/L	U	10			Chester	2018
Immersion Cleaner (Petroleum)	Pentachlorophenol	180-74272-1	10	5	mg/L	U	10			Tallahassee	2018
Immersion Cleaner (Petroleum)	Pentachlorophenol	180-54869-2	50	25	mg/L	U	50			Archdale	2016
Immersion Cleaner (Petroleum)	Pentachlorophenol	180-68459-1	50	25	mg/L	U	50			Oklahoma City	2017
Immersion Cleaner (Petroleum)	Pentachlorophenol	180-70840-2	50	25	mg/L	U	50			Salisbury	2017
Immersion Cleaner (Petroleum)	Pentachlorophenol	180-68707-1	100	50	mg/L	U	100			Boise	2017
Immersion Cleaner (Petroleum)	Pentachlorophenol	180-65477-1	100	50	mg/L	U	100			Salt Lake City	2017
Immersion Cleaner (Petroleum)	Pentachlorophenol	180-81015-1	100	50	mg/L	U	100			Albuquerque	2018
Immersion Cleaner (Petroleum)	Pentachlorophenol	180-76992-2	100	50	mg/L	U	100			Salt Lake City	2018
Immersion Cleaner (Petroleum)	Pentachlorophenol	180-77001-1	150	75	mg/L	U	150			Chandler	2018
Immersion Cleaner (Petroleum)	Pentachlorophenol	180-53846-1	200	100	mg/L	U	200			Salt Lake City	2016
Immersion Cleaner (Petroleum)	Pentachlorophenol	180-81849-1	200	100	mg/L	U	200			Barre	2018
Immersion Cleaner (Petroleum)	Pentachlorophenol	180-81613-1	250	125	mg/L	U	250			Farmington	2018
Immersion Cleaner (Petroleum)	Pentachlorophenol	180-78296-1	250	125	mg/L	U	250			St Pauls	2018
Immersion Cleaner (Petroleum)	Pentachlorophenol	180-81819-1	400	200	mg/L	U	400			Salisbury	2018
Immersion Cleaner (Petroleum)	Pentachlorophenol	180-78577-1	500	250	mg/L	U	500			Raleigh	2018
Immersion Cleaner (Petroleum)	pH	180-76257-1	8.1	8.1	SU	HF	0.1			Wichita	2018
Immersion Cleaner (Petroleum)	pH	180-64618-2	9.2	9.2	SU	HF	0.1			Kaukauna	2017
Immersion Cleaner (Petroleum)	pH	180-58781-1	9.5	9.5	SU	H	0.1			Albuquerque	2016
Immersion Cleaner (Petroleum)	pH	180-77514-2	9.5	9.5	SU	HF	0.1			Boise	2018
Immersion Cleaner (Petroleum)	pH	180-58664-2	9.7	9.7	SU	HF	0.1			Clackamas	2016
Immersion Cleaner (Petroleum)	pH	180-69195-2	9.7	9.7	SU	HF	0.1			Clackamas	2017
Immersion Cleaner (Petroleum)	pH	180-70840-1	9.7	9.7	SU	HF	0.1			Salisbury	2017
Immersion Cleaner (Petroleum)	pH	180-74272-2	9.7	9.7	SU	HF	0.1			Tallahassee	2018
Immersion Cleaner (Petroleum)	pH	180-65691-2	9.8	9.8	SU	HF	0.1			Archdale	2017
Immersion Cleaner (Petroleum)	pH	180-70395-1	9.8	9.8	SU	HF	0.1			Raleigh	2017
Immersion Cleaner (Petroleum)	pH	180-65477-2	9.8	9.8	SU	HF	0.1			Salt Lake City	2017
Immersion Cleaner (Petroleum)	pH	180-68956-2	9.8	9.8	SU	HF	0.1			Waukesha	2017
Immersion Cleaner (Petroleum)	pH	180-70327-2	9.9	9.9	SU	HF	0.1			Chesapeake	2017
Immersion Cleaner (Petroleum)	pH	180-69772-1	9.9	9.9	SU	HF	0.1			Vinton	2017
Immersion Cleaner (Petroleum)	pH	180-79366-2	9.9	9.9	SU	HF	0.1			Tampa	2018
Immersion Cleaner (Petroleum)	pH	180-72260-1	10	10	SU	HF	0.1			Chester	2018
Immersion Cleaner (Petroleum)	pH	180-70386-1	10.1	10.1	SU	HF	0.1			Albuquerque	2017
Immersion Cleaner (Petroleum)	pH	180-68459-2	10.1	10.1	SU	HF	0.1			Oklahoma City	2017
Immersion Cleaner (Petroleum)	pH	180-81849-2	10.1	10.1	SU	HF	0.1			Barre	2018
Immersion Cleaner (Petroleum)	pH	180-54869-1	10.2	10.2	SU	HF	0.1			Archdale	2016
Immersion Cleaner (Petroleum)	pH	180-53497-1	10.2	10.2	SU	HF	0.1			Chandler	2016
Immersion Cleaner (Petroleum)	pH	180-58403-2	10.2	10.2	SU	HF	0.1			Charlotte	2016
Immersion Cleaner (Petroleum)	pH	180-56005-2	10.2	10.2	SU	HF	0.1			St. Pauls	2016
Immersion Cleaner (Petroleum)	pH	180-58145-2	10.2	10.2	SU	HF	0.1			Tampa	2016
Immersion Cleaner (Petroleum)	pH	180-56644-2	10.2	10.2	SU	HF	0.1			Waukesha	2016
Immersion Cleaner (Petroleum)	pH	180-69197-2	10.2	10.2	SU	HF	0.1			St Pauls	2017
Immersion Cleaner (Petroleum)	pH	180-77001-2	10.2	10.2	SU	HF	0.1			Chandler	2018
Immersion Cleaner (Petroleum)	pH	180-77380-2	10.2	10.2	SU	HF	0.1			Kaukauna	2018
Immersion Cleaner (Petroleum)	pH	180-78296-2	10.2	10.2	SU	HF	0.1			St Pauls	2018

Immersion Cleaner (Petroleum)	pH	180-56352-2	10.3	10.3	SU	HF	0.1			Farmington	2016
Immersion Cleaner (Petroleum)	pH	180-69239-2	10.3	10.3	SU	HF	0.1			Oklahoma City	2017
Immersion Cleaner (Petroleum)	pH	180-60188-2	10.3	10.3	SU	HF	0.1			Barre	2017
Immersion Cleaner (Petroleum)	pH	180-77379-2	10.3	10.3	SU	HF	0.1	33	53	Archdale	2018
Immersion Cleaner (Petroleum)	pH	180-77389-2	10.3	10.3	SU	HF	0.1			Chester	2018
Immersion Cleaner (Petroleum)	pH	180-53846-2	10.4	10.4	SU	HF	0.1			Salt Lake City	2016
Immersion Cleaner (Petroleum)	pH	180-68707-2	10.4	10.4	SU	HF	0.1			Boise	2017
Immersion Cleaner (Petroleum)	pH	180-69419-2	10.4	10.4	SU	HF	0.1			Tulsa	2017
Immersion Cleaner (Petroleum)	pH	180-64794-2	10.4	10.4	SU	HF	0.1			Wichita	2017
Immersion Cleaner (Petroleum)	pH	180-82400-2	10.4	10.4	SU	HF	0.1			Clackamas	2018
Immersion Cleaner (Petroleum)	pH	180-78577-2	10.4	10.4	SU	HF	0.1			Raleigh	2018
Immersion Cleaner (Petroleum)	pH	180-81819-2	10.4	10.4	SU	HF	0.1			Salisbury	2018
Immersion Cleaner (Petroleum)	pH	180-53964-2	10.5	10.5	SU	HF	0.1			Kaukauna	2016
Immersion Cleaner (Petroleum)	pH	180-58735-2	10.5	10.5	SU	HF	0.1			Tulsa	2016
Immersion Cleaner (Petroleum)	pH	180-68916-2	10.5	10.5	SU	HF	0.1			Farmington	2017
Immersion Cleaner (Petroleum)	pH	180-54774-1	10.6	10.6	SU	HF	0.1			Chester	2016
Immersion Cleaner (Petroleum)	pH	180-81015-2	10.6	10.6	SU	HF	0.1			Albuquerque	2018
Immersion Cleaner (Petroleum)	pH	180-80013-2	10.6	10.6	SU	HF	0.1			Oklahoma City	2018
Immersion Cleaner (Petroleum)	pH	180-52532-1	10.7	10.7	SU	HF	0.1			Boise	2016
Immersion Cleaner (Petroleum)	pH	180-78695-2	10.7	10.7	SU	HF	0.1			Vinton	2018
Immersion Cleaner (Petroleum)	pH	180-76256-1	10.7	10.7	SU	HF	0.1			Waukesha	2018
Immersion Cleaner (Petroleum)	pH	180-81613-2	10.8	10.8	SU	HF	0.1			Farmington	2018
Immersion Cleaner (Petroleum)	pH	180-64619-2	11	11	SU	HF	0.1			Chandler	2017
Immersion Cleaner (Petroleum)	pH	180-76992-1	11	11	SU	HF	0.1			Salt Lake City	2018
Immersion Cleaner (Petroleum)	Pyridine	180-58781-1	5	2.5	mg/L	U	5			Albuquerque	2016
Immersion Cleaner (Petroleum)	Pyridine	180-80013-1	5	2.5	mg/L	U	5			Oklahoma City	2018
Immersion Cleaner (Petroleum)	Pyridine	180-52532-2	10	5	mg/L	U	10			Boise	2016
Immersion Cleaner (Petroleum)	Pyridine	180-53497-2	10	5	mg/L	U	10			Chandler	2016
Immersion Cleaner (Petroleum)	Pyridine	180-58403-1	10	5	mg/L	U *	10			Charlotte	2016
Immersion Cleaner (Petroleum)	Pyridine	180-54774-2	10	5	mg/L	U	10			Chester	2016
Immersion Cleaner (Petroleum)	Pyridine	180-58664-1	10	5	mg/L	U	10			Clackamas	2016
Immersion Cleaner (Petroleum)	Pyridine	180-56352-1	10	5	mg/L	U	10			Farmington	2016
Immersion Cleaner (Petroleum)	Pyridine	180-53964-1	10	5	mg/L	U	10			Kaukauna	2016
Immersion Cleaner (Petroleum)	Pyridine	180-56005-1	10	5	mg/L	U	10			St. Pauls	2016
Immersion Cleaner (Petroleum)	Pyridine	180-58145-1	10	5	mg/L	U	10			Tampa	2016
Immersion Cleaner (Petroleum)	Pyridine	180-58735-1	10	5	mg/L	U	10			Tulsa	2016
Immersion Cleaner (Petroleum)	Pyridine	180-58265-1	10	5	mg/L	U H *	10			Vinton	2016
Immersion Cleaner (Petroleum)	Pyridine	180-56644-1	10	5	mg/L	U	10			Waukesha	2016
Immersion Cleaner (Petroleum)	Pyridine	180-70386-2	10	5	mg/L	U	10			Albuquerque	2017
Immersion Cleaner (Petroleum)	Pyridine	180-65691-1	10	5	mg/L	U	10			Archdale	2017
Immersion Cleaner (Petroleum)	Pyridine	180-64619-1	10	5	mg/L	U	10			Chandler	2017
Immersion Cleaner (Petroleum)	Pyridine	180-70327-1	10	5	mg/L	U	10			Chesapeake	2017
Immersion Cleaner (Petroleum)	Pyridine	180-69195-1	10	5	mg/L	U	10			Clackamas	2017
Immersion Cleaner (Petroleum)	Pyridine	180-68916-1	10	5	mg/L	U	10			Farmington	2017
Immersion Cleaner (Petroleum)	Pyridine	180-64618-1	10	5	mg/L	U	10			Kaukauna	2017
Immersion Cleaner (Petroleum)	Pyridine	180-69239-1	10	5	mg/L	U	10			Oklahoma City	2017
Immersion Cleaner (Petroleum)	Pyridine	180-70395-2	10	5	mg/L	U	10			Raleigh	2017
Immersion Cleaner (Petroleum)	Pyridine	180-69197-1	10	5	mg/L	U	10			St Pauls	2017
Immersion Cleaner (Petroleum)	Pyridine	180-69419-1	10	5	mg/L	U	10			Tulsa	2017
Immersion Cleaner (Petroleum)	Pyridine	180-69772-2	10	5	mg/L	U	10			Vinton	2017
Immersion Cleaner (Petroleum)	Pyridine	180-68956-1	10	5	mg/L	U	10			Waukesha	2017
Immersion Cleaner (Petroleum)	Pyridine	180-64794-1	10	5	mg/L	U	10			Wichita	2017
Immersion Cleaner (Petroleum)	Pyridine	180-60188-1	10	5	mg/L	U	10			Barre	2017
Immersion Cleaner (Petroleum)	Pyridine	180-77379-1	10	5	mg/L	U	10			Archdale	2018
Immersion Cleaner (Petroleum)	Pyridine	180-77514-1	10	5	mg/L	U	10			Boise	2018
Immersion Cleaner (Petroleum)	Pyridine	180-77389-1	10	5	mg/L	U	10			Chester	2018
Immersion Cleaner (Petroleum)	Pyridine	180-82400-1	10	5	mg/L	U	10			Clackamas	2018
Immersion Cleaner (Petroleum)	Pyridine	180-77380-1	10	5	mg/L	U	10	34	54	Kaukauna	2018
Immersion Cleaner (Petroleum)	Pyridine	180-79366-1	10	5	mg/L	U	10			Tampa	2018
Immersion Cleaner (Petroleum)	Pyridine	180-78695-1	10	5	mg/L	U	10			Vinton	2018

Immersion Cleaner (Petroleum)	Pyridine	180-76256-2	10	5	mg/L	U	10			Waukesha	2018
Immersion Cleaner (Petroleum)	Pyridine	180-76257-2	10	5	mg/L	U	10			Wichita	2018
Immersion Cleaner (Petroleum)	Pyridine	180-72260-2	10	5	mg/L	U	10			Chester	2018
Immersion Cleaner (Petroleum)	Pyridine	180-74272-1	10	5	mg/L	U	10			Tallahassee	2018
Immersion Cleaner (Petroleum)	Pyridine	180-54869-2	50	25	mg/L	U	50			Archdale	2016
Immersion Cleaner (Petroleum)	Pyridine	180-68459-1	50	25	mg/L	U	50			Oklahoma City	2017
Immersion Cleaner (Petroleum)	Pyridine	180-70840-2	50	25	mg/L	U	50			Salisbury	2017
Immersion Cleaner (Petroleum)	Pyridine	180-68707-1	100	50	mg/L	U	100			Boise	2017
Immersion Cleaner (Petroleum)	Pyridine	180-65477-1	100	50	mg/L	U	100			Salt Lake City	2017
Immersion Cleaner (Petroleum)	Pyridine	180-81015-1	100	50	mg/L	U	100			Albuquerque	2018
Immersion Cleaner (Petroleum)	Pyridine	180-76992-2	100	50	mg/L	U	100			Salt Lake City	2018
Immersion Cleaner (Petroleum)	Pyridine	180-77001-1	150	75	mg/L	U	150			Chandler	2018
Immersion Cleaner (Petroleum)	Pyridine	180-53846-1	200	100	mg/L	U	200			Salt Lake City	2016
Immersion Cleaner (Petroleum)	Pyridine	180-81849-1	200	100	mg/L	U	200			Barre	2018
Immersion Cleaner (Petroleum)	Pyridine	180-81613-1	250	125	mg/L	U	250			Farmington	2018
Immersion Cleaner (Petroleum)	Pyridine	180-78296-1	250	125	mg/L	U	250			St Pauls	2018
Immersion Cleaner (Petroleum)	Pyridine	180-81819-1	400	200	mg/L	U	400			Salisbury	2018
Immersion Cleaner (Petroleum)	Pyridine	180-78577-1	500	250	mg/L	U	500			Raleigh	2018
Immersion Cleaner (Petroleum)	Selenium	180-81015-2	0.05	0.025	mg/L	U	0.05			Albuquerque	2018
Immersion Cleaner (Petroleum)	Selenium	180-56005-2	0.1	0.05	mg/L	U	0.1			St. Pauls	2016
Immersion Cleaner (Petroleum)	Selenium	180-58735-2	0.1	0.05	mg/L	U	0.1			Tulsa	2016
Immersion Cleaner (Petroleum)	Selenium	180-68707-2	0.1	0.05	mg/L	U	0.1			Boise	2017
Immersion Cleaner (Petroleum)	Selenium	180-69239-2	0.1	0.05	mg/L	U	0.1			Oklahoma City	2017
Immersion Cleaner (Petroleum)	Selenium	180-74272-2	0.1	0.05	mg/L	U	0.1			Tallahassee	2018
Immersion Cleaner (Petroleum)	Selenium	180-81849-2	0.066	0.066	mg/L	J F1	0.1			Barre	2018
Immersion Cleaner (Petroleum)	Selenium	180-69419-2	0.072	0.072	mg/L	J	0.25			Tulsa	2017
Immersion Cleaner (Petroleum)	Selenium	180-70395-1	0.074	0.074	mg/L	J	0.1			Raleigh	2017
Immersion Cleaner (Petroleum)	Selenium	180-72260-1	0.1	0.1	mg/L		0.1			Chester	2018
Immersion Cleaner (Petroleum)	Selenium	180-53497-1	0.11	0.11	mg/L		0.1			Chandler	2016
Immersion Cleaner (Petroleum)	Selenium	180-76257-1	0.11	0.11	mg/L	J	0.2			Wichita	2018
Immersion Cleaner (Petroleum)	Selenium	180-58403-2	0.15	0.15	mg/L		0.1			Charlotte	2016
Immersion Cleaner (Petroleum)	Selenium	180-70840-1	0.15	0.15	mg/L		0.1			Salisbury	2017
Immersion Cleaner (Petroleum)	Selenium	180-54774-1	0.16	0.16	mg/L		0.1			Chester	2016
Immersion Cleaner (Petroleum)	Selenium	180-69772-1	0.17	0.17	mg/L		0.1			Vinton	2017
Immersion Cleaner (Petroleum)	Selenium	180-56644-2	0.2	0.2	mg/L		0.1			Waukesha	2016
Immersion Cleaner (Petroleum)	Selenium	180-81819-2	0.21	0.21	mg/L		0.1			Salisbury	2018
Immersion Cleaner (Petroleum)	Selenium	180-69197-2	0.23	0.23	mg/L		0.1			St Pauls	2017
Immersion Cleaner (Petroleum)	Selenium	180-64794-2	0.23	0.23	mg/L		0.2			Wichita	2017
Immersion Cleaner (Petroleum)	Selenium	180-77379-2	0.5	0.25	mg/L	U	0.5			Archdale	2018
Immersion Cleaner (Petroleum)	Selenium	180-77380-2	0.25	0.25	mg/L		0.1			Kaukauna	2018
Immersion Cleaner (Petroleum)	Selenium	180-78695-2	0.5	0.25	mg/L	U	0.5			Vinton	2018
Immersion Cleaner (Petroleum)	Selenium	180-79366-2	0.31	0.31	mg/L	B	0.1			Tampa	2018
Immersion Cleaner (Petroleum)	Selenium	180-52532-1	0.32	0.32	mg/L	B	0.1			Boise	2016
Immersion Cleaner (Petroleum)	Selenium	180-64618-2	0.35	0.35	mg/L	J	0.5			Kaukauna	2017
Immersion Cleaner (Petroleum)	Selenium	180-76992-1	0.38	0.38	mg/L		0.1			Salt Lake City	2018
Immersion Cleaner (Petroleum)	Selenium	180-78296-2	0.38	0.38	mg/L		0.1			St Pauls	2018
Immersion Cleaner (Petroleum)	Selenium	180-58145-2	0.39	0.39	mg/L		0.1			Tampa	2016
Immersion Cleaner (Petroleum)	Selenium	180-69195-2	0.4	0.4	mg/L		0.1			Clackamas	2017
Immersion Cleaner (Petroleum)	Selenium	180-78577-2	0.43	0.43	mg/L		0.1			Raleigh	2018
Immersion Cleaner (Petroleum)	Selenium	180-70327-2	0.44	0.44	mg/L		0.1			Chesapeake	2017
Immersion Cleaner (Petroleum)	Selenium	180-68956-2	0.45	0.45	mg/L		0.2			Waukesha	2017
Immersion Cleaner (Petroleum)	Selenium	180-60188-2	0.45	0.45	mg/L		0.1	34	54	Barre	2017
Immersion Cleaner (Petroleum)	Selenium	180-58265-2	0.48	0.48	mg/L	J	0.5			Vinton	2016
Immersion Cleaner (Petroleum)	Selenium	180-64619-2	0.5	0.5	mg/L		0.25			Chandler	2017
Immersion Cleaner (Petroleum)	Selenium	180-65477-2	0.5	0.5	mg/L		0.5			Salt Lake City	2017
Immersion Cleaner (Petroleum)	Selenium	180-68459-2	0.52	0.52	mg/L		0.1			Oklahoma City	2017
Immersion Cleaner (Petroleum)	Selenium	180-53964-2	0.54	0.54	mg/L	B	0.1			Kaukauna	2016
Immersion Cleaner (Petroleum)	Selenium	180-76256-1	0.57	0.57	mg/L		0.2			Waukesha	2018
Immersion Cleaner (Petroleum)	Selenium	180-56352-2	0.58	0.58	mg/L		0.5			Farmington	2016
Immersion Cleaner (Petroleum)	Selenium	180-58781-1	0.59	0.59	mg/L	J	1			Albuquerque	2016

Immersion Cleaner (Petroleum)	Selenium	180-70386-1	0.62	0.62	mg/L		0.1			Albuquerque	2017
Immersion Cleaner (Petroleum)	Selenium	180-77001-2	0.62	0.62	mg/L		0.1			Chandler	2018
Immersion Cleaner (Petroleum)	Selenium	180-68916-2	0.63	0.63	mg/L		0.2			Farmington	2017
Immersion Cleaner (Petroleum)	Selenium	180-54869-1	0.67	0.67	mg/L		0.5			Archdale	2016
Immersion Cleaner (Petroleum)	Selenium	180-80013-2	0.78	0.78	mg/L		0.1			Oklahoma City	2018
Immersion Cleaner (Petroleum)	Selenium	180-65691-2	0.82	0.82	mg/L		0.1			Archdale	2017
Immersion Cleaner (Petroleum)	Selenium	180-53846-2	0.84	0.84	mg/L		0.1			Salt Lake City	2016
Immersion Cleaner (Petroleum)	Selenium	180-82400-2	0.84	0.84	mg/L		0.1			Clackamas	2018
Immersion Cleaner (Petroleum)	Selenium	180-77389-2	0.89	0.89	mg/L		0.1			Chester	2018
Immersion Cleaner (Petroleum)	Selenium	180-58664-2	1	1	mg/L		0.1			Clackamas	2016
Immersion Cleaner (Petroleum)	Selenium	180-77514-2	1.2	1.2	mg/L		0.1			Boise	2018
Immersion Cleaner (Petroleum)	Selenium	180-81613-2	11	11	mg/L		0.1			Farmington	2018
Immersion Cleaner (Petroleum)	Silver	180-53964-2	0.0077	0.0077	mg/L	J	0.05			Kaukauna	2016
Immersion Cleaner (Petroleum)	Silver	180-77001-2	0.009	0.009	mg/L	J	0.05			Chandler	2018
Immersion Cleaner (Petroleum)	Silver	180-52532-1	0.011	0.011	mg/L	J	0.05			Boise	2016
Immersion Cleaner (Petroleum)	Silver	180-78577-2	0.014	0.014	mg/L	J	0.05			Raleigh	2018
Immersion Cleaner (Petroleum)	Silver	180-80013-2	0.016	0.016	mg/L	J	0.05			Oklahoma City	2018
Immersion Cleaner (Petroleum)	Silver	180-68459-2	0.02	0.02	mg/L	J B	0.05			Oklahoma City	2017
Immersion Cleaner (Petroleum)	Silver	180-53846-2	0.024	0.024	mg/L	J	0.05			Salt Lake City	2016
Immersion Cleaner (Petroleum)	Silver	180-53497-1	0.05	0.025	mg/L	U	0.05			Chandler	2016
Immersion Cleaner (Petroleum)	Silver	180-58403-2	0.05	0.025	mg/L	U	0.05			Charlotte	2016
Immersion Cleaner (Petroleum)	Silver	180-54774-1	0.05	0.025	mg/L	U	0.05			Chester	2016
Immersion Cleaner (Petroleum)	Silver	180-58664-2	0.05	0.025	mg/L	U	0.05			Clackamas	2016
Immersion Cleaner (Petroleum)	Silver	180-56005-2	0.05	0.025	mg/L	U	0.05			St. Pauls	2016
Immersion Cleaner (Petroleum)	Silver	180-58145-2	0.05	0.025	mg/L	U	0.05			Tampa	2016
Immersion Cleaner (Petroleum)	Silver	180-58735-2	0.05	0.025	mg/L	U	0.05			Tulsa	2016
Immersion Cleaner (Petroleum)	Silver	180-56644-2	0.05	0.025	mg/L	U	0.05			Waukesha	2016
Immersion Cleaner (Petroleum)	Silver	180-70386-1	0.05	0.025	mg/L	U	0.05			Albuquerque	2017
Immersion Cleaner (Petroleum)	Silver	180-65691-2	0.05	0.025	mg/L	U	0.05			Archdale	2017
Immersion Cleaner (Petroleum)	Silver	180-68707-2	0.05	0.025	mg/L	U	0.05			Boise	2017
Immersion Cleaner (Petroleum)	Silver	180-70327-2	0.05	0.025	mg/L	U	0.05			Chesapeake	2017
Immersion Cleaner (Petroleum)	Silver	180-69195-2	0.05	0.025	mg/L	U	0.05			Clackamas	2017
Immersion Cleaner (Petroleum)	Silver	180-69239-2	0.05	0.025	mg/L	U	0.05			Oklahoma City	2017
Immersion Cleaner (Petroleum)	Silver	180-70395-1	0.05	0.025	mg/L	U	0.05			Raleigh	2017
Immersion Cleaner (Petroleum)	Silver	180-70840-1	0.05	0.025	mg/L	U	0.05			Salisbury	2017
Immersion Cleaner (Petroleum)	Silver	180-69197-2	0.05	0.025	mg/L	U	0.05			St Pauls	2017
Immersion Cleaner (Petroleum)	Silver	180-69772-1	0.05	0.025	mg/L	U	0.05			Vinton	2017
Immersion Cleaner (Petroleum)	Silver	180-60188-2	0.05	0.025	mg/L	U	0.05			Barre	2017
Immersion Cleaner (Petroleum)	Silver	180-81015-2	0.05	0.025	mg/L	U	0.05			Albuquerque	2018
Immersion Cleaner (Petroleum)	Silver	180-81849-2	0.05	0.025	mg/L	U	0.05			Barre	2018
Immersion Cleaner (Petroleum)	Silver	180-77514-2	0.05	0.025	mg/L	U	0.05			Boise	2018
Immersion Cleaner (Petroleum)	Silver	180-77389-2	0.05	0.025	mg/L	U	0.05			Chester	2018
Immersion Cleaner (Petroleum)	Silver	180-77380-2	0.05	0.025	mg/L	U	0.05			Kaukauna	2018
Immersion Cleaner (Petroleum)	Silver	180-81819-2	0.05	0.025	mg/L	U	0.05			Salisbury	2018
Immersion Cleaner (Petroleum)	Silver	180-76992-1	0.05	0.025	mg/L	U	0.05			Salt Lake City	2018
Immersion Cleaner (Petroleum)	Silver	180-78296-2	0.05	0.025	mg/L	U	0.05	34	54	St Pauls	2018
Immersion Cleaner (Petroleum)	Silver	180-79366-2	0.05	0.025	mg/L	U	0.05			Tampa	2018
Immersion Cleaner (Petroleum)	Silver	180-78695-2	0.05	0.025	mg/L	U	0.05			Vinton	2018
Immersion Cleaner (Petroleum)	Silver	180-72260-1	0.05	0.025	mg/L	U	0.05			Chester	2018
Immersion Cleaner (Petroleum)	Silver	180-74272-2	0.05	0.025	mg/L	U	0.05			Tallahassee	2018
Immersion Cleaner (Petroleum)	Silver	180-82400-2	0.045	0.045	mg/L	J	0.05			Clackamas	2018
Immersion Cleaner (Petroleum)	Silver	180-68916-2	0.1	0.05	mg/L	U	0.1			Farmington	2017
Immersion Cleaner (Petroleum)	Silver	180-68956-2	0.1	0.05	mg/L	U	0.1			Waukesha	2017
Immersion Cleaner (Petroleum)	Silver	180-64794-2	0.1	0.05	mg/L	U	0.1			Wichita	2017
Immersion Cleaner (Petroleum)	Silver	180-76256-1	0.1	0.05	mg/L	U	0.1			Waukesha	2018
Immersion Cleaner (Petroleum)	Silver	180-76257-1	0.1	0.05	mg/L	U	0.1			Wichita	2018
Immersion Cleaner (Petroleum)	Silver	180-64619-2	0.13	0.065	mg/L	U	0.13			Chandler	2017
Immersion Cleaner (Petroleum)	Silver	180-81613-2	0.09	0.09	mg/L		0.05			Farmington	2018
Immersion Cleaner (Petroleum)	Silver	180-54869-1	0.25	0.125	mg/L	U	0.25			Archdale	2016
Immersion Cleaner (Petroleum)	Silver	180-56352-2	0.25	0.125	mg/L	U	0.25			Farmington	2016

Immersion Cleaner (Petroleum)	Silver	180-58265-2	0.25	0.125	mg/L	U	0.25			Vinton	2016
Immersion Cleaner (Petroleum)	Silver	180-64618-2	0.25	0.125	mg/L	U	0.25			Kaukauna	2017
Immersion Cleaner (Petroleum)	Silver	180-65477-2	0.25	0.125	mg/L	U	0.25			Salt Lake City	2017
Immersion Cleaner (Petroleum)	Silver	180-69419-2	0.25	0.125	mg/L	U	0.25			Tulsa	2017
Immersion Cleaner (Petroleum)	Silver	180-77379-2	0.25	0.125	mg/L	U	0.25			Archdale	2018
Immersion Cleaner (Petroleum)	Silver	180-58781-1	0.5	0.25	mg/L	U	0.5			Albuquerque	2016
Immersion Cleaner (Petroleum)	Specific Gravity	180-77389-1	0.89	0.89	No Unit		0.01			Chester	2018
Immersion Cleaner (Petroleum)	Specific Gravity	180-78296-1	0.89	0.89	No Unit		0.01			St Pauls	2018
Immersion Cleaner (Petroleum)	Specific Gravity	180-74272-1	0.89	0.89	No Unit		0.01			Tallahassee	2018
Immersion Cleaner (Petroleum)	Specific Gravity	180-77514-1	0.9	0.9	No Unit		0.01			Boise	2018
Immersion Cleaner (Petroleum)	Specific Gravity	180-77001-1	0.91	0.91	No Unit		0.01			Chandler	2018
Immersion Cleaner (Petroleum)	Specific Gravity	180-80013-1	0.91	0.91	No Unit		0.01			Oklahoma City	2018
Immersion Cleaner (Petroleum)	Specific Gravity	180-78577-1	0.91	0.91	No Unit		0.01			Raleigh	2018
Immersion Cleaner (Petroleum)	Specific Gravity	180-81819-1	0.91	0.91	No Unit		0.01			Salisbury	2018
Immersion Cleaner (Petroleum)	Specific Gravity	180-76992-2	0.91	0.91	No Unit		0.01			Salt Lake City	2018
Immersion Cleaner (Petroleum)	Specific Gravity	180-72260-2	0.91	0.91	No Unit		0.01			Chester	2018
Immersion Cleaner (Petroleum)	Specific Gravity	180-82400-1	0.92	0.92	No Unit		0.01			Clackamas	2018
Immersion Cleaner (Petroleum)	Specific Gravity	180-79366-1	0.92	0.92	No Unit		0.01			Tampa	2018
Immersion Cleaner (Petroleum)	Specific Gravity	180-78695-1	0.92	0.92	No Unit		0.01			Vinton	2018
Immersion Cleaner (Petroleum)	Specific Gravity	180-81849-1	0.93	0.93	No Unit		0.01			Barre	2018
Immersion Cleaner (Petroleum)	Specific Gravity	180-76256-2	0.93	0.93	No Unit		0.01			Waukesha	2018
Immersion Cleaner (Petroleum)	Specific Gravity	180-76257-2	0.93	0.93	No Unit		0.01			Wichita	2018
Immersion Cleaner (Petroleum)	Specific Gravity	180-81015-1	0.94	0.94	No Unit		0.01			Albuquerque	2018
Immersion Cleaner (Petroleum)	Specific Gravity	180-77379-1	0.94	0.94	No Unit		0.01			Archdale	2018
Immersion Cleaner (Petroleum)	Specific Gravity	180-77380-1	0.94	0.94	No Unit		0.01			Kaukauna	2018
Immersion Cleaner (Petroleum)	Tetrachloroethene	180-58664-1	1.8	1.8	mg/L		0.5			Clackamas	2016
Immersion Cleaner (Petroleum)	Tetrachloroethene	180-76256-2	2.3	2.3	mg/L		0.5			Waukesha	2018
Immersion Cleaner (Petroleum)	Tetrachloroethene	180-68916-1	2.8	2.8	mg/L		0.5			Farmington	2017
Immersion Cleaner (Petroleum)	Tetrachloroethene	180-68707-1	3.7	3.7	mg/L		0.5			Boise	2017
Immersion Cleaner (Petroleum)	Tetrachloroethene	180-58403-1	10	10	mg/L		0.5			Charlotte	2016
Immersion Cleaner (Petroleum)	Tetrachloroethene	180-74272-1	14	14	mg/L		0.5			Tallahassee	2018
Immersion Cleaner (Petroleum)	Tetrachloroethene	180-70840-2	15	15	mg/L		0.5			Salisbury	2017
Immersion Cleaner (Petroleum)	Tetrachloroethene	180-68956-1	18	18	mg/L		0.5			Waukesha	2017
Immersion Cleaner (Petroleum)	Tetrachloroethene	180-56005-1	19	19	mg/L		0.5			St. Pauls	2016
Immersion Cleaner (Petroleum)	Tetrachloroethene	180-78296-1	23	23	mg/L		0.5			St Pauls	2018
Immersion Cleaner (Petroleum)	Tetrachloroethene	180-70327-1	24	24	mg/L		0.5			Chesapeake	2017
Immersion Cleaner (Petroleum)	Tetrachloroethene	180-81015-1	25	25	mg/L		0.5			Albuquerque	2018
Immersion Cleaner (Petroleum)	Tetrachloroethene	180-58145-1	26	26	mg/L		0.5			Tampa	2016
Immersion Cleaner (Petroleum)	Tetrachloroethene	180-79366-1	27	27	mg/L		0.5			Tampa	2018
Immersion Cleaner (Petroleum)	Tetrachloroethene	180-60188-1	28	28	mg/L		0.5			Barre	2017
Immersion Cleaner (Petroleum)	Tetrachloroethene	180-65477-1	29	29	mg/L		0.5			Salt Lake City	2017
Immersion Cleaner (Petroleum)	Tetrachloroethene	180-76992-2	29	29	mg/L		0.5			Salt Lake City	2018
Immersion Cleaner (Petroleum)	Tetrachloroethene	180-52532-2	34	34	mg/L		0.5			Boise	2016
Immersion Cleaner (Petroleum)	Tetrachloroethene	180-53846-1	34	34	mg/L		0.5			Salt Lake City	2016
Immersion Cleaner (Petroleum)	Tetrachloroethene	180-56644-1	34	34	mg/L		0.5			Waukesha	2016
Immersion Cleaner (Petroleum)	Tetrachloroethene	180-82400-1	34	34	mg/L		0.5			Clackamas	2018
Immersion Cleaner (Petroleum)	Tetrachloroethene	180-80013-1	34	34	mg/L		0.5			Oklahoma City	2018
Immersion Cleaner (Petroleum)	Tetrachloroethene	180-77379-1	35	35	mg/L		0.5			Archdale	2018
Immersion Cleaner (Petroleum)	Tetrachloroethene	180-81819-1	35	35	mg/L		0.5			Salisbury	2018
Immersion Cleaner (Petroleum)	Tetrachloroethene	180-58735-1	37	37	mg/L		0.5			Tulsa	2016
Immersion Cleaner (Petroleum)	Tetrachloroethene	180-65691-1	37	37	mg/L		0.5			Archdale	2017
Immersion Cleaner (Petroleum)	Tetrachloroethene	180-53497-2	40	40	mg/L		0.5			Chandler	2016
Immersion Cleaner (Petroleum)	Tetrachloroethene	180-77514-1	41	41	mg/L		0.5			Boise	2018
Immersion Cleaner (Petroleum)	Tetrachloroethene	180-54774-2	42	42	mg/L		0.5			Chester	2016
Immersion Cleaner (Petroleum)	Tetrachloroethene	180-69419-1	42	42	mg/L		0.5			Tulsa	2017
Immersion Cleaner (Petroleum)	Tetrachloroethene	180-77389-1	43	43	mg/L		0.5			Chester	2018
Immersion Cleaner (Petroleum)	Tetrachloroethene	180-58265-1	44	44	mg/L		0.5			Vinton	2016
Immersion Cleaner (Petroleum)	Tetrachloroethene	180-56352-1	45	45	mg/L		0.5			Farmington	2016
Immersion Cleaner (Petroleum)	Tetrachloroethene	180-53964-1	45	45	mg/L		0.5	34	54	Kaukauna	2016
Immersion Cleaner (Petroleum)	Tetrachloroethene	180-69195-1	45	45	mg/L		0.5			Clackamas	2017

Immersion Cleaner (Petroleum)	Tetrachloroethene	180-77380-1	46	46	mg/L		0.5			Kaukauna	2018
Immersion Cleaner (Petroleum)	Tetrachloroethene	180-64618-1	48	48	mg/L		0.5			Kaukauna	2017
Immersion Cleaner (Petroleum)	Tetrachloroethene	180-54869-2	49	49	mg/L		0.5			Archdale	2016
Immersion Cleaner (Petroleum)	Tetrachloroethene	180-69239-1	49	49	mg/L		0.5			Oklahoma City	2017
Immersion Cleaner (Petroleum)	Tetrachloroethene	180-77001-1	50	50	mg/L		0.5			Chandler	2018
Immersion Cleaner (Petroleum)	Tetrachloroethene	180-78695-1	51	51	mg/L		0.5			Vinton	2018
Immersion Cleaner (Petroleum)	Tetrachloroethene	180-70395-2	52	52	mg/L		0.5			Raleigh	2017
Immersion Cleaner (Petroleum)	Tetrachloroethene	180-68459-1	53	53	mg/L		0.5			Oklahoma City	2017
Immersion Cleaner (Petroleum)	Tetrachloroethene	180-72260-2	53	53	mg/L		0.5			Chester	2018
Immersion Cleaner (Petroleum)	Tetrachloroethene	180-69197-1	56	56	mg/L		0.5			St Pauls	2017
Immersion Cleaner (Petroleum)	Tetrachloroethene	180-69772-2	59	59	mg/L		0.5			Vinton	2017
Immersion Cleaner (Petroleum)	Tetrachloroethene	180-58781-1	69	69	mg/L		0.5			Albuquerque	2016
Immersion Cleaner (Petroleum)	Tetrachloroethene	180-70386-2	71	71	mg/L		0.5			Albuquerque	2017
Immersion Cleaner (Petroleum)	Tetrachloroethene	180-81613-1	80	80	mg/L		5			Farmington	2018
Immersion Cleaner (Petroleum)	Tetrachloroethene	180-78577-1	80	80	mg/L		0.5			Raleigh	2018
Immersion Cleaner (Petroleum)	Tetrachloroethene	180-64794-1	120	120	mg/L		5			Wichita	2017
Immersion Cleaner (Petroleum)	Tetrachloroethene	180-64619-1	140	140	mg/L		5			Chandler	2017
Immersion Cleaner (Petroleum)	Tetrachloroethene	180-81849-1	200	200	mg/L		5			Barre	2018
Immersion Cleaner (Petroleum)	Tetrachloroethene	180-76257-2	630	630	mg/L		5			Wichita	2018
Immersion Cleaner (Petroleum)	Trichloroethene	180-58403-1	0.5	0.25	mg/L	U	0.5			Charlotte	2016
Immersion Cleaner (Petroleum)	Trichloroethene	180-58664-1	0.5	0.25	mg/L	U	0.5			Clackamas	2016
Immersion Cleaner (Petroleum)	Trichloroethene	180-56005-1	0.5	0.25	mg/L	U	0.5			St. Pauls	2016
Immersion Cleaner (Petroleum)	Trichloroethene	180-58145-1	0.5	0.25	mg/L	U	0.5			Tampa	2016
Immersion Cleaner (Petroleum)	Trichloroethene	180-68916-1	0.5	0.25	mg/L	U	0.5			Farmington	2017
Immersion Cleaner (Petroleum)	Trichloroethene	180-64618-1	0.5	0.25	mg/L	U	0.5			Kaukauna	2017
Immersion Cleaner (Petroleum)	Trichloroethene	180-70395-2	0.5	0.25	mg/L	U	0.5			Raleigh	2017
Immersion Cleaner (Petroleum)	Trichloroethene	180-68956-1	0.5	0.25	mg/L	U	0.5			Waukesha	2017
Immersion Cleaner (Petroleum)	Trichloroethene	180-76256-2	0.5	0.25	mg/L	U	0.5			Waukesha	2018
Immersion Cleaner (Petroleum)	Trichloroethene	180-70327-1	0.37	0.37	mg/L	J	0.5			Chesapeake	2017
Immersion Cleaner (Petroleum)	Trichloroethene	180-68707-1	0.42	0.42	mg/L	J	0.5			Boise	2017
Immersion Cleaner (Petroleum)	Trichloroethene	180-78296-1	0.55	0.55	mg/L		0.5			St Pauls	2018
Immersion Cleaner (Petroleum)	Trichloroethene	180-82400-1	0.95	0.95	mg/L		0.5			Clackamas	2018
Immersion Cleaner (Petroleum)	Trichloroethene	180-53846-1	1.2	1.2	mg/L		0.5			Salt Lake City	2016
Immersion Cleaner (Petroleum)	Trichloroethene	180-70386-2	1.2	1.2	mg/L		0.5			Albuquerque	2017
Immersion Cleaner (Petroleum)	Trichloroethene	180-77389-1	1.4	1.4	mg/L		0.5			Chester	2018
Immersion Cleaner (Petroleum)	Trichloroethene	180-65691-1	1.5	1.5	mg/L		0.5			Archdale	2017
Immersion Cleaner (Petroleum)	Trichloroethene	180-69419-1	1.5	1.5	mg/L		0.5			Tulsa	2017
Immersion Cleaner (Petroleum)	Trichloroethene	180-58265-1	1.6	1.6	mg/L		0.5			Vinton	2016
Immersion Cleaner (Petroleum)	Trichloroethene	180-54774-2	1.8	1.8	mg/L		0.5			Chester	2016
Immersion Cleaner (Petroleum)	Trichloroethene	180-60188-1	1.8	1.8	mg/L		0.5			Barre	2017
Immersion Cleaner (Petroleum)	Trichloroethene	180-81819-1	1.8	1.8	mg/L		0.5			Salisbury	2018
Immersion Cleaner (Petroleum)	Trichloroethene	180-53964-1	2.1	2.1	mg/L		0.5			Kaukauna	2016
Immersion Cleaner (Petroleum)	Trichloroethene	180-69195-1	2.1	2.1	mg/L		0.5			Clackamas	2017
Immersion Cleaner (Petroleum)	Trichloroethene	180-52532-2	2.2	2.2	mg/L		0.5			Boise	2016
Immersion Cleaner (Petroleum)	Trichloroethene	180-56644-1	2.2	2.2	mg/L		0.5			Waukesha	2016
Immersion Cleaner (Petroleum)	Trichloroethene	180-81015-1	2.2	2.2	mg/L		0.5			Albuquerque	2018
Immersion Cleaner (Petroleum)	Trichloroethene	180-77380-1	2.2	2.2	mg/L		0.5			Kaukauna	2018
Immersion Cleaner (Petroleum)	Trichloroethene	180-54869-2	2.5	2.5	mg/L		0.5			Archdale	2016
Immersion Cleaner (Petroleum)	Trichloroethene	180-74272-1	2.6	2.6	mg/L		0.5			Tallahassee	2018
Immersion Cleaner (Petroleum)	Trichloroethene	180-58735-1	2.7	2.7	mg/L		0.5			Tulsa	2016
Immersion Cleaner (Petroleum)	Trichloroethene	180-68459-1	2.7	2.7	mg/L		0.5			Oklahoma City	2017
Immersion Cleaner (Petroleum)	Trichloroethene	180-77514-1	2.7	2.7	mg/L		0.5			Boise	2018
Immersion Cleaner (Petroleum)	Trichloroethene	180-69772-2	2.9	2.9	mg/L		0.5	34	54	Vinton	2017
Immersion Cleaner (Petroleum)	Trichloroethene	180-56352-1	3	3	mg/L		0.5			Farmington	2016
Immersion Cleaner (Petroleum)	Trichloroethene	180-69197-1	3	3	mg/L		0.5			St Pauls	2017
Immersion Cleaner (Petroleum)	Trichloroethene	180-77001-1	3	3	mg/L		0.5			Chandler	2018
Immersion Cleaner (Petroleum)	Trichloroethene	180-78577-1	3	3	mg/L		0.5			Raleigh	2018
Immersion Cleaner (Petroleum)	Trichloroethene	180-53497-2	3.1	3.1	mg/L		0.5			Chandler	2016
Immersion Cleaner (Petroleum)	Trichloroethene	180-76992-2	3.1	3.1	mg/L		0.5			Salt Lake City	2018
Immersion Cleaner (Petroleum)	Trichloroethene	180-79366-1	3.2	3.2	mg/L		0.5			Tampa	2018

Immersion Cleaner (Petroleum)	Trichloroethene	180-78695-1	3.3	3.3	mg/L		0.5			Vinton	2018
Immersion Cleaner (Petroleum)	Trichloroethene	180-70840-2	3.5	3.5	mg/L		0.5			Salisbury	2017
Immersion Cleaner (Petroleum)	Trichloroethene	180-65477-1	3.8	3.8	mg/L		0.5			Salt Lake City	2017
Immersion Cleaner (Petroleum)	Trichloroethene	180-77379-1	4.3	4.3	mg/L		0.5			Archdale	2018
Immersion Cleaner (Petroleum)	Trichloroethene	180-81849-1	4.4	4.4	mg/L		0.5			Barre	2018
Immersion Cleaner (Petroleum)	Trichloroethene	180-64794-1	5.4	5.4	mg/L		0.5			Wichita	2017
Immersion Cleaner (Petroleum)	Trichloroethene	180-64619-1	5.8	5.8	mg/L		0.5			Chandler	2017
Immersion Cleaner (Petroleum)	Trichloroethene	180-72260-2	8.6	8.6	mg/L		0.5			Chester	2018
Immersion Cleaner (Petroleum)	Trichloroethene	180-58781-1	11	11	mg/L		0.5			Albuquerque	2016
Immersion Cleaner (Petroleum)	Trichloroethene	180-69239-1	19	19	mg/L		0.5			Oklahoma City	2017
Immersion Cleaner (Petroleum)	Trichloroethene	180-80013-1	26	26	mg/L		0.5			Oklahoma City	2018
Immersion Cleaner (Petroleum)	Trichloroethene	180-81613-1	65	65	mg/L		5			Farmington	2018
Immersion Cleaner (Petroleum)	Trichloroethene	180-76257-2	130	130	mg/L		5			Wichita	2018
Immersion Cleaner (Petroleum)	Vinyl Chloride	180-58781-1	0.2	0.1	mg/L	U	0.2			Albuquerque	2016
Immersion Cleaner (Petroleum)	Vinyl Chloride	180-54869-2	0.2	0.1	mg/L	U	0.2			Archdale	2016
Immersion Cleaner (Petroleum)	Vinyl Chloride	180-52532-2	0.2	0.1	mg/L	U	0.2			Boise	2016
Immersion Cleaner (Petroleum)	Vinyl Chloride	180-53497-2	0.2	0.1	mg/L	U	0.2			Chandler	2016
Immersion Cleaner (Petroleum)	Vinyl Chloride	180-58403-1	0.2	0.1	mg/L	U	0.2			Charlotte	2016
Immersion Cleaner (Petroleum)	Vinyl Chloride	180-54774-2	0.2	0.1	mg/L	U	0.2			Chester	2016
Immersion Cleaner (Petroleum)	Vinyl Chloride	180-58664-1	0.2	0.1	mg/L	U	0.2			Clackamas	2016
Immersion Cleaner (Petroleum)	Vinyl Chloride	180-56352-1	0.2	0.1	mg/L	U	0.2			Farmington	2016
Immersion Cleaner (Petroleum)	Vinyl Chloride	180-53964-1	0.2	0.1	mg/L	U	0.2			Kaukauna	2016
Immersion Cleaner (Petroleum)	Vinyl Chloride	180-53846-1	0.2	0.1	mg/L	U	0.2			Salt Lake City	2016
Immersion Cleaner (Petroleum)	Vinyl Chloride	180-56005-1	0.2	0.1	mg/L	U	0.2			St. Pauls	2016
Immersion Cleaner (Petroleum)	Vinyl Chloride	180-58145-1	0.2	0.1	mg/L	U	0.2			Tampa	2016
Immersion Cleaner (Petroleum)	Vinyl Chloride	180-58735-1	0.2	0.1	mg/L	U	0.2			Tulsa	2016
Immersion Cleaner (Petroleum)	Vinyl Chloride	180-58265-1	0.2	0.1	mg/L	U	0.2			Vinton	2016
Immersion Cleaner (Petroleum)	Vinyl Chloride	180-56644-1	0.2	0.1	mg/L	U	0.2			Waukesha	2016
Immersion Cleaner (Petroleum)	Vinyl chloride	180-70386-2	0.2	0.1	mg/L	U	0.2			Albuquerque	2017
Immersion Cleaner (Petroleum)	Vinyl chloride	180-65691-1	0.2	0.1	mg/L	U	0.2			Archdale	2017
Immersion Cleaner (Petroleum)	Vinyl chloride	180-68707-1	0.2	0.1	mg/L	U	0.2			Boise	2017
Immersion Cleaner (Petroleum)	Vinyl chloride	180-64619-1	0.2	0.1	mg/L	U	0.2			Chandler	2017
Immersion Cleaner (Petroleum)	Vinyl chloride	180-70327-1	0.2	0.1	mg/L	U	0.2			Chesapeake	2017
Immersion Cleaner (Petroleum)	Vinyl chloride	180-69195-1	0.2	0.1	mg/L	U	0.2			Clackamas	2017
Immersion Cleaner (Petroleum)	Vinyl chloride	180-68916-1	0.2	0.1	mg/L	U	0.2			Farmington	2017
Immersion Cleaner (Petroleum)	Vinyl chloride	180-64618-1	0.2	0.1	mg/L	U	0.2			Kaukauna	2017
Immersion Cleaner (Petroleum)	Vinyl chloride	180-68459-1	0.2	0.1	mg/L	U	0.2			Oklahoma City	2017
Immersion Cleaner (Petroleum)	Vinyl chloride	180-69239-1	0.2	0.1	mg/L	U	0.2			Oklahoma City	2017
Immersion Cleaner (Petroleum)	Vinyl chloride	180-70395-2	0.2	0.1	mg/L	U	0.2			Raleigh	2017
Immersion Cleaner (Petroleum)	Vinyl chloride	180-70840-2	0.2	0.1	mg/L	U	0.2			Salisbury	2017
Immersion Cleaner (Petroleum)	Vinyl chloride	180-65477-1	0.2	0.1	mg/L	U	0.2			Salt Lake City	2017
Immersion Cleaner (Petroleum)	Vinyl chloride	180-69197-1	0.2	0.1	mg/L	U	0.2			St Pauls	2017
Immersion Cleaner (Petroleum)	Vinyl chloride	180-69419-1	0.2	0.1	mg/L	U	0.2			Tulsa	2017
Immersion Cleaner (Petroleum)	Vinyl chloride	180-69772-2	0.2	0.1	mg/L	U	0.2			Vinton	2017
Immersion Cleaner (Petroleum)	Vinyl chloride	180-68956-1	0.2	0.1	mg/L	U	0.2			Waukesha	2017
Immersion Cleaner (Petroleum)	Vinyl chloride	180-64794-1	0.2	0.1	mg/L	U	0.2			Wichita	2017
Immersion Cleaner (Petroleum)	Vinyl chloride	180-60188-1	0.2	0.1	mg/L	U	0.2	34	54	Barre	2017
Immersion Cleaner (Petroleum)	Vinyl chloride	180-81015-1	0.2	0.1	mg/L	U	0.2			Albuquerque	2018
Immersion Cleaner (Petroleum)	Vinyl chloride	180-77379-1	0.2	0.1	mg/L	U	0.2			Archdale	2018
Immersion Cleaner (Petroleum)	Vinyl chloride	180-81849-1	0.2	0.1	mg/L	U	0.2			Barre	2018
Immersion Cleaner (Petroleum)	Vinyl chloride	180-77514-1	0.2	0.1	mg/L	U	0.2			Boise	2018
Immersion Cleaner (Petroleum)	Vinyl chloride	180-77001-1	0.2	0.1	mg/L	U	0.2			Chandler	2018
Immersion Cleaner (Petroleum)	Vinyl chloride	180-77389-1	0.2	0.1	mg/L	U	0.2			Chester	2018
Immersion Cleaner (Petroleum)	Vinyl chloride	180-82400-1	0.2	0.1	mg/L	U	0.2			Clackamas	2018
Immersion Cleaner (Petroleum)	Vinyl chloride	180-77380-1	0.2	0.1	mg/L	U	0.2			Kaukauna	2018
Immersion Cleaner (Petroleum)	Vinyl chloride	180-80013-1	0.2	0.1	mg/L	U	0.2			Oklahoma City	2018
Immersion Cleaner (Petroleum)	Vinyl chloride	180-78577-1	0.2	0.1	mg/L	U	0.2			Raleigh	2018
Immersion Cleaner (Petroleum)	Vinyl chloride	180-81819-1	0.2	0.1	mg/L	U	0.2			Salisbury	2018
Immersion Cleaner (Petroleum)	Vinyl chloride	180-76992-2	0.2	0.1	mg/L	U	0.2			Salt Lake City	2018
Immersion Cleaner (Petroleum)	Vinyl chloride	180-78296-1	0.2	0.1	mg/L	U	0.2			St Pauls	2018

Immersion Cleaner (Petroleum)	Vinyl chloride	180-79366-1	0.2	0.1	mg/L	U	0.2	Tampa	2018
Immersion Cleaner (Petroleum)	Vinyl chloride	180-78695-1	0.2	0.1	mg/L	U	0.2	Vinton	2018
Immersion Cleaner (Petroleum)	Vinyl chloride	180-76256-2	0.2	0.1	mg/L	U	0.2	Waukesha	2018
Immersion Cleaner (Petroleum)	Vinyl chloride	180-76257-2	0.2	0.1	mg/L	U	0.2	Wichita	2018
Immersion Cleaner (Petroleum)	Vinyl chloride	180-72260-2	0.2	0.1	mg/L	U	0.2	Chester	2018
Immersion Cleaner (Petroleum)	Vinyl chloride	180-74272-1	0.2	0.1	mg/L	U	0.2	Tallahassee	2018
Immersion Cleaner (Petroleum)	Vinyl chloride	180-81613-1	2	1	mg/L	U	2	Farmington	2018

MATRIX	PARAMETER	LAB_SAMPLE_ID	RESULT	RANKED DATA
	1,4-Dichlorobenzene Average		10.2319	
	2-Butanone (MEK) Average		117.502	
	2-Methylphenol Average		0.6	
	Arsenic Average		0.43576	
	Barium Average		7.4088	
	Benzene Average		1.32417	
	Bulk Density Average		0.94	
	Cadmium Average		12.7959	
	Chlorobenzene Average		0.68976	
	Chromium Average		1.25561	
	Flashpoint Average		156.902	
	Lead Average		8.52813	
	Mercury Average		0.00225	
	Methylphenol, 3 & 4 Average		1561.73	
	pH Average		10.166	
	Selenium Average		0.66896	
	Silver Average		0.0263	
	Specific Gravity Average		0.91579	
	Tetrachloroethene Average		54.7148	
	Trichloroethene Average		7.92644	

MATRIX	PARAMETER	LAB ID	RESULT	RANKED DATA	UNITS	QUALIFIER	REPORTING LIMIT	Uth VALUE	COUNT	FACILITY	YEAR
PWS Bulk Tank	1,1-Dichloroethene	180-25784-1	0.2	0.1	mg/L	U	0.2			Santa Ana	2013
PWS Bulk Tank	1,1-Dichloroethene	180-47806-1	0.2	0.1	mg/L	U	0.2			Wichita	2015
PWS Bulk Tank	1,1-Dichloroethene	180-58610-1	0.2	0.1	mg/L	U	0.2			Sacramento	2016
PWS Bulk Tank	1,1-Dichloroethene	180-53847-1	0.2	0.1	mg/L	U	0.2			Salt Lake City	2016
PWS Bulk Tank	1,1-Dichloroethene	180-21042-1	0.25	0.125	mg/L	U	0.25			Bismarck	2013
PWS Bulk Tank	1,1-Dichloroethene	180-20979-1	0.25	0.125	mg/L	U	0.25			Boise	2013
PWS Bulk Tank	1,1-Dichloroethene	180-24465-1	0.25	0.125	mg/L	U	0.25			Dodge City	2013
PWS Bulk Tank	1,1-Dichloroethene	180-18801-1	0.25	0.125	mg/L	U	0.25			Dodge City	2013
PWS Bulk Tank	1,1-Dichloroethene	180-22095-1	0.25	0.125	mg/L	U	0.25			Grand Island	2013
PWS Bulk Tank	1,1-Dichloroethene	180-20206-1	0.25	0.125	mg/L	U	0.25			Lexington	2013
PWS Bulk Tank	1,1-Dichloroethene	180-24284-1	0.25	0.125	mg/L	U	0.25			Omaha	2013
PWS Bulk Tank	1,1-Dichloroethene	180-25502-1	0.25	0.125	mg/L	U	0.25			Sacramento	2013
PWS Bulk Tank	1,1-Dichloroethene	180-20709-1	0.25	0.125	mg/L	U	0.25			Salt Lake City	2013
PWS Bulk Tank	1,1-Dichloroethene	180-35828-1	0.25	0.125	mg/L	U	0.25			Dodge City	2014
PWS Bulk Tank	1,1-Dichloroethene	180-36820-1	0.25	0.125	mg/L	U	0.25			Fargo	2014
PWS Bulk Tank	1,1-Dichloroethene	180-33747-1	0.25	0.125	mg/L	U	0.25			Grand Island	2014
PWS Bulk Tank	1,1-Dichloroethene	180-35964-1	0.25	0.125	mg/L	U	0.25			Sacramento	2014
PWS Bulk Tank	1,1-Dichloroethene	180-32302-1	0.25	0.125	mg/L	U	0.25			Salt Lake City	2014
PWS Bulk Tank	1,1-Dichloroethene	180-35936-1	0.25	0.125	mg/L	U	0.25			Wichita	2014
PWS Bulk Tank	1,1-Dichloroethene	180-47865-1	0.25	0.125	mg/L	U	0.25			Bismarck	2015
PWS Bulk Tank	1,1-Dichloroethene	180-42378-1	0.25	0.125	mg/L	U	0.25			Lexington	2015
PWS Bulk Tank	1,1-Dichloroethene	180-47630-1	0.25	0.125	mg/L	U	0.25			Omaha	2015
PWS Bulk Tank	1,1-Dichloroethene	180-49237-1	0.25	0.125	mg/L	U	0.25			Sacramento	2015
PWS Bulk Tank	1,1-Dichloroethene	180-43570-1	0.25	0.125	mg/L	U	0.25			Salt Lake City	2015
PWS Bulk Tank	1,1-Dichloroethene	180-45918-1	0.25	0.125	mg/L	U	0.25			Salt Lake City	2015
PWS Bulk Tank	1,1-Dichloroethene	180-48823-1	0.25	0.125	mg/L	U	0.25			Tallahassee	2015
PWS Bulk Tank	1,1-Dichloroethene	180-42328-1	0.25	0.125	mg/L	U	0.25			Wichita	2015
PWS Bulk Tank	1,1-Dichloroethene	180-52531-1	0.25	0.125	mg/L	U	0.25			Boise	2016
PWS Bulk Tank	1,1-Dichloroethene	180-54031-1	0.25	0.125	mg/L	U	0.25			Kaukauna	2016
PWS Bulk Tank	1,1-Dichloroethene	180-57963-1	0.25	0.125	mg/L	U	0.25			Omaha	2016
PWS Bulk Tank	1,1-Dichloroethene	180-58144-1	0.25	0.125	mg/L	U	0.25			Tampa	2016
PWS Bulk Tank	1,1-Dichloroethene	180-59184-1	0.25	0.125	mg/L	U	0.25			Wichita	2016
PWS Bulk Tank	1,1-Dichloroethene	180-68951-1	0.25	0.125	mg/L	U	0.25			Bismarck	2017
PWS Bulk Tank	1,1-Dichloroethene	180-67589-1	0.25	0.125	mg/L	U	0.25			Boise	2017
PWS Bulk Tank	1,1-Dichloroethene	180-70325-1	0.25	0.125	mg/L	U *	0.25			Grand Island	2017
PWS Bulk Tank	1,1-Dichloroethene	180-66575-1	0.25	0.125	mg/L	U	0.25			Lexington	2017
PWS Bulk Tank	1,1-Dichloroethene	180-69236-1	0.25	0.125	mg/L	U	0.25	37	59	Omaha	2017
PWS Bulk Tank	1,1-Dichloroethene	180-65526-1	0.25	0.125	mg/L	U	0.25			Salt Lake City	2017
PWS Bulk Tank	1,1-Dichloroethene	180-64795-1	0.25	0.125	mg/L	U	0.25			Wichita	2017
PWS Bulk Tank	1,1-Dichloroethene	180-77048-1	0.25	0.125	mg/L	U	0.25			Boise	2018
PWS Bulk Tank	1,1-Dichloroethene	180-76746-1	0.25	0.125	mg/L	U	0.25			Chandler	2018
PWS Bulk Tank	1,1-Dichloroethene	180-82329-1	0.25	0.125	mg/L	U *	0.25			Fargo	2018
PWS Bulk Tank	1,1-Dichloroethene	180-76364-1	0.25	0.125	mg/L	U	0.25			Lexington	2018
PWS Bulk Tank	1,1-Dichloroethene	180-82432-1	0.25	0.125	mg/L	U	0.25			Salisbury	2018
PWS Bulk Tank	1,1-Dichloroethene	180-76990-1	0.25	0.125	mg/L	U	0.25			Salt Lake City	2018
PWS Bulk Tank	1,1-Dichloroethene	180-81162-1	0.25	0.125	mg/L	U	0.25			Tampa	2018
PWS Bulk Tank	1,1-Dichloroethene	180-76508-1	0.25	0.125	mg/L	U	0.25			Wichita	2018
PWS Bulk Tank	1,1-Dichloroethene	180-74278-1	0.25	0.125	mg/L	U *	0.25			Tallahassee	2018
PWS Bulk Tank	1,1-Dichloroethene	180-18872-1	0.5	0.25	mg/L	U	0.5			Wichita	2013
PWS Bulk Tank	1,1-Dichloroethene	180-22924-1	0.5	0.25	mg/L	U	0.5			Wichita	2013
PWS Bulk Tank	1,1-Dichloroethene	180-30864-1	0.5	0.25	mg/L	U	0.5			Dodge City	2014
PWS Bulk Tank	1,1-Dichloroethene	180-36212-1	0.5	0.25	mg/L	U	0.5			Omaha	2014
PWS Bulk Tank	1,1-Dichloroethene	180-44036-1	0.5	0.25	mg/L	U	0.5			Grand Island	2015

PWS Bulk Tank	1,1-Dichloroethene	180-54965-1	0.5	0.25	mg/L	U	0.5			Archdale	2016
PWS Bulk Tank	1,1-Dichloroethene	180-53135-1	0.5	0.25	mg/L	U	0.5			Wichita	2016
PWS Bulk Tank	1,1-Dichloroethene	180-68921-1	0.5	0.25	mg/L	U	0.5			Wichita	2017
PWS Bulk Tank	1,1-Dichloroethene	180-81851-1	0.5	0.25	mg/L	U	0.5			Wichita	2018
PWS Bulk Tank	1,1-Dichloroethene	180-30657-1	1	0.5	mg/L	U	1			Wichita	2014
PWS Bulk Tank	1,1-Dichloroethene	180-25502-1	50	25	mg/L	U	50			Sacramento	2013
PWS Bulk Tank	1,2-Dichloroethane	180-25784-1	0.2	0.1	mg/L	U	0.2			Santa Ana	2013
PWS Bulk Tank	1,2-Dichloroethane	180-47806-1	0.2	0.1	mg/L	U	0.2			Wichita	2015
PWS Bulk Tank	1,2-Dichloroethane	180-58610-1	0.2	0.1	mg/L	U	0.2			Sacramento	2016
PWS Bulk Tank	1,2-Dichloroethane	180-53847-1	0.2	0.1	mg/L	U	0.2			Salt Lake City	2016
PWS Bulk Tank	1,2-Dichloroethane	180-21042-1	0.25	0.125	mg/L	U	0.25			Bismarck	2013
PWS Bulk Tank	1,2-Dichloroethane	180-20979-1	0.25	0.125	mg/L	U	0.25			Boise	2013
PWS Bulk Tank	1,2-Dichloroethane	180-24465-1	0.25	0.125	mg/L	U	0.25			Dodge City	2013
PWS Bulk Tank	1,2-Dichloroethane	180-18801-1	0.25	0.125	mg/L	U	0.25			Dodge City	2013
PWS Bulk Tank	1,2-Dichloroethane	180-22095-1	0.25	0.125	mg/L	U	0.25			Grand Island	2013
PWS Bulk Tank	1,2-Dichloroethane	180-20206-1	0.25	0.125	mg/L	U	0.25			Lexington	2013
PWS Bulk Tank	1,2-Dichloroethane	180-24284-1	0.25	0.125	mg/L	U	0.25			Omaha	2013
PWS Bulk Tank	1,2-Dichloroethane	180-25502-1	0.25	0.125	mg/L	U	0.25			Sacramento	2013
PWS Bulk Tank	1,2-Dichloroethane	180-20709-1	0.25	0.125	mg/L	U	0.25			Salt Lake City	2013
PWS Bulk Tank	1,2-Dichloroethane	180-35828-1	0.25	0.125	mg/L	U	0.25			Dodge City	2014
PWS Bulk Tank	1,2-Dichloroethane	180-36820-1	0.25	0.125	mg/L	U	0.25			Fargo	2014
PWS Bulk Tank	1,2-Dichloroethane	180-33747-1	0.25	0.125	mg/L	U	0.25			Grand Island	2014
PWS Bulk Tank	1,2-Dichloroethane	180-35964-1	0.25	0.125	mg/L	U	0.25			Sacramento	2014
PWS Bulk Tank	1,2-Dichloroethane	180-32302-1	0.25	0.125	mg/L	U	0.25			Salt Lake City	2014
PWS Bulk Tank	1,2-Dichloroethane	180-35936-1	0.25	0.125	mg/L	U	0.25			Wichita	2014
PWS Bulk Tank	1,2-Dichloroethane	180-47865-1	0.25	0.125	mg/L	U	0.25			Bismarck	2015
PWS Bulk Tank	1,2-Dichloroethane	180-42378-1	0.25	0.125	mg/L	U	0.25			Lexington	2015
PWS Bulk Tank	1,2-Dichloroethane	180-47630-1	0.25	0.125	mg/L	U	0.25			Omaha	2015
PWS Bulk Tank	1,2-Dichloroethane	180-49237-1	0.25	0.125	mg/L	U	0.25			Sacramento	2015
PWS Bulk Tank	1,2-Dichloroethane	180-43570-1	0.25	0.125	mg/L	U	0.25			Salt Lake City	2015
PWS Bulk Tank	1,2-Dichloroethane	180-45918-1	0.25	0.125	mg/L	U	0.25			Salt Lake City	2015
PWS Bulk Tank	1,2-Dichloroethane	180-48823-1	0.25	0.125	mg/L	U	0.25			Tallahassee	2015
PWS Bulk Tank	1,2-Dichloroethane	180-42328-1	0.25	0.125	mg/L	U	0.25			Wichita	2015
PWS Bulk Tank	1,2-Dichloroethane	180-52531-1	0.25	0.125	mg/L	U	0.25			Boise	2016
PWS Bulk Tank	1,2-Dichloroethane	180-54031-1	0.25	0.125	mg/L	U	0.25			Kaukauna	2016
PWS Bulk Tank	1,2-Dichloroethane	180-57963-1	0.25	0.125	mg/L	U	0.25			Omaha	2016
PWS Bulk Tank	1,2-Dichloroethane	180-58144-1	0.25	0.125	mg/L	U	0.25			Tampa	2016
PWS Bulk Tank	1,2-Dichloroethane	180-59184-1	0.25	0.125	mg/L	U	0.25			Wichita	2016
PWS Bulk Tank	1,2-Dichloroethane	180-68951-1	0.25	0.125	mg/L	U	0.25			Bismarck	2017
PWS Bulk Tank	1,2-Dichloroethane	180-67589-1	0.25	0.125	mg/L	U	0.25			Boise	2017
PWS Bulk Tank	1,2-Dichloroethane	180-70325-1	0.25	0.125	mg/L	U	0.25			Grand Island	2017
PWS Bulk Tank	1,2-Dichloroethane	180-66575-1	0.25	0.125	mg/L	U	0.25			Lexington	2017
PWS Bulk Tank	1,2-Dichloroethane	180-69236-1	0.25	0.125	mg/L	U	0.25	37	59	Omaha	2017
PWS Bulk Tank	1,2-Dichloroethane	180-65526-1	0.25	0.125	mg/L	U	0.25			Salt Lake City	2017
PWS Bulk Tank	1,2-Dichloroethane	180-64795-1	0.25	0.125	mg/L	U	0.25			Wichita	2017
PWS Bulk Tank	1,2-Dichloroethane	180-77048-1	0.25	0.125	mg/L	U	0.25			Boise	2018
PWS Bulk Tank	1,2-Dichloroethane	180-76746-1	0.25	0.125	mg/L	U	0.25			Chandler	2018
PWS Bulk Tank	1,2-Dichloroethane	180-82329-1	0.25	0.125	mg/L	U	0.25			Fargo	2018
PWS Bulk Tank	1,2-Dichloroethane	180-76364-1	0.25	0.125	mg/L	U	0.25			Lexington	2018
PWS Bulk Tank	1,2-Dichloroethane	180-82432-1	0.25	0.125	mg/L	U	0.25			Salisbury	2018
PWS Bulk Tank	1,2-Dichloroethane	180-76990-1	0.25	0.125	mg/L	U	0.25			Salt Lake City	2018
PWS Bulk Tank	1,2-Dichloroethane	180-81162-1	0.25	0.125	mg/L	U	0.25			Tampa	2018
PWS Bulk Tank	1,2-Dichloroethane	180-76508-1	0.25	0.125	mg/L	U	0.25			Wichita	2018
PWS Bulk Tank	1,2-Dichloroethane	180-74278-1	0.25	0.125	mg/L	U	0.25			Tallahassee	2018

PWS Bulk Tank	1,2-Dichloroethane	180-18872-1	0.5	0.25	mg/L	U	0.5			Wichita	2013
PWS Bulk Tank	1,2-Dichloroethane	180-22924-1	0.5	0.25	mg/L	U	0.5			Wichita	2013
PWS Bulk Tank	1,2-Dichloroethane	180-30864-1	0.5	0.25	mg/L	U	0.5			Dodge City	2014
PWS Bulk Tank	1,2-Dichloroethane	180-36212-1	0.5	0.25	mg/L	U	0.5			Omaha	2014
PWS Bulk Tank	1,2-Dichloroethane	180-44036-1	0.5	0.25	mg/L	U	0.5			Grand Island	2015
PWS Bulk Tank	1,2-Dichloroethane	180-54965-1	0.5	0.25	mg/L	U	0.5			Archdale	2016
PWS Bulk Tank	1,2-Dichloroethane	180-53135-1	0.5	0.25	mg/L	U	0.5			Wichita	2016
PWS Bulk Tank	1,2-Dichloroethane	180-68921-1	0.5	0.25	mg/L	U	0.5			Wichita	2017
PWS Bulk Tank	1,2-Dichloroethane	180-81851-1	0.5	0.25	mg/L	U	0.5			Wichita	2018
PWS Bulk Tank	1,2-Dichloroethane	180-30657-1	1	0.5	mg/L	U	1			Wichita	2014
PWS Bulk Tank	1,2-Dichloroethane	180-25502-1	50	25	mg/L	U	50			Sacramento	2013
PWS Bulk Tank	1,4-Dichlorobenzene	180-25784-1	0.2	0.1	mg/L	U	0.2			Santa Ana	2013
PWS Bulk Tank	1,4-Dichlorobenzene	180-47806-1	0.2	0.1	mg/L	U	0.2			Wichita	2015
PWS Bulk Tank	1,4-Dichlorobenzene	180-58610-1	0.2	0.1	mg/L	U *	0.2			Sacramento	2016
PWS Bulk Tank	1,4-Dichlorobenzene	180-53847-1	0.2	0.1	mg/L	U	0.2			Salt Lake City	2016
PWS Bulk Tank	1,4-Dichlorobenzene	180-33747-1	0.12	0.12	mg/L	J	0.25			Grand Island	2014
PWS Bulk Tank	1,4-Dichlorobenzene	180-20979-1	0.25	0.125	mg/L	U	0.25			Boise	2013
PWS Bulk Tank	1,4-Dichlorobenzene	180-24465-1	0.25	0.125	mg/L	U	0.25			Dodge City	2013
PWS Bulk Tank	1,4-Dichlorobenzene	180-18801-1	0.25	0.125	mg/L	U	0.25			Dodge City	2013
PWS Bulk Tank	1,4-Dichlorobenzene	180-25502-1	0.25	0.125	mg/L	U	0.25			Sacramento	2013
PWS Bulk Tank	1,4-Dichlorobenzene	180-20709-1	0.25	0.125	mg/L	U	0.25			Salt Lake City	2013
PWS Bulk Tank	1,4-Dichlorobenzene	180-35828-1	0.25	0.125	mg/L	U	0.25			Dodge City	2014
PWS Bulk Tank	1,4-Dichlorobenzene	180-36820-1	0.25	0.125	mg/L	U	0.25			Fargo	2014
PWS Bulk Tank	1,4-Dichlorobenzene	180-35964-1	0.25	0.125	mg/L	U	0.25			Sacramento	2014
PWS Bulk Tank	1,4-Dichlorobenzene	180-32302-1	0.25	0.125	mg/L	U	0.25			Salt Lake City	2014
PWS Bulk Tank	1,4-Dichlorobenzene	180-35936-1	0.25	0.125	mg/L	U	0.25			Wichita	2014
PWS Bulk Tank	1,4-Dichlorobenzene	180-47865-1	0.25	0.125	mg/L	U	0.25			Bismarck	2015
PWS Bulk Tank	1,4-Dichlorobenzene	180-42378-1	0.25	0.125	mg/L	U	0.25			Lexington	2015
PWS Bulk Tank	1,4-Dichlorobenzene	180-47630-1	0.25	0.125	mg/L	U	0.25			Omaha	2015
PWS Bulk Tank	1,4-Dichlorobenzene	180-49237-1	0.25	0.125	mg/L	U	0.25			Sacramento	2015
PWS Bulk Tank	1,4-Dichlorobenzene	180-43570-1	0.25	0.125	mg/L	U	0.25			Salt Lake City	2015
PWS Bulk Tank	1,4-Dichlorobenzene	180-45918-1	0.25	0.125	mg/L	U	0.25			Salt Lake City	2015
PWS Bulk Tank	1,4-Dichlorobenzene	180-48823-1	0.25	0.125	mg/L	U	0.25			Tallahassee	2015
PWS Bulk Tank	1,4-Dichlorobenzene	180-42328-1	0.25	0.125	mg/L	U	0.25			Wichita	2015
PWS Bulk Tank	1,4-Dichlorobenzene	180-52531-1	0.25	0.125	mg/L	U	0.25			Boise	2016
PWS Bulk Tank	1,4-Dichlorobenzene	180-54031-1	0.25	0.125	mg/L	U	0.25			Kaukauna	2016
PWS Bulk Tank	1,4-Dichlorobenzene	180-57963-1	0.25	0.125	mg/L	U	0.25			Omaha	2016
PWS Bulk Tank	1,4-Dichlorobenzene	180-58144-1	0.25	0.125	mg/L	U	0.25			Tampa	2016
PWS Bulk Tank	1,4-Dichlorobenzene	180-59184-1	0.25	0.125	mg/L	U	0.25			Wichita	2016
PWS Bulk Tank	1,4-Dichlorobenzene	180-68951-1	0.25	0.125	mg/L	U	0.25			Bismarck	2017
PWS Bulk Tank	1,4-Dichlorobenzene	180-67589-1	0.25	0.125	mg/L	U	0.25			Boise	2017
PWS Bulk Tank	1,4-Dichlorobenzene	180-70325-1	0.25	0.125	mg/L	U	0.25			Grand Island	2017
PWS Bulk Tank	1,4-Dichlorobenzene	180-66575-1	0.25	0.125	mg/L	U	0.25			Lexington	2017
PWS Bulk Tank	1,4-Dichlorobenzene	180-69236-1	0.25	0.125	mg/L	U	0.25			Omaha	2017
PWS Bulk Tank	1,4-Dichlorobenzene	180-65526-1	0.25	0.125	mg/L	U	0.25			Salt Lake City	2017
PWS Bulk Tank	1,4-Dichlorobenzene	180-64795-1	0.25	0.125	mg/L	U	0.25			Wichita	2017
PWS Bulk Tank	1,4-Dichlorobenzene	180-77048-1	0.25	0.125	mg/L	U	0.25			Boise	2018
PWS Bulk Tank	**1,4-Dichlorobenzene**	**180-76746-1**	**0.25**	**0.125**	**mg/L**	**U**	**0.25**	**37**	**59**	**Chandler**	**2018**
PWS Bulk Tank	1,4-Dichlorobenzene	180-82329-1	0.25	0.125	mg/L	U	0.25			Fargo	2018
PWS Bulk Tank	1,4-Dichlorobenzene	180-76364-1	0.25	0.125	mg/L	U	0.25			Lexington	2018
PWS Bulk Tank	1,4-Dichlorobenzene	180-82432-1	0.25	0.125	mg/L	U	0.25			Salisbury	2018
PWS Bulk Tank	1,4-Dichlorobenzene	180-76990-1	0.25	0.125	mg/L	U	0.25			Salt Lake City	2018
PWS Bulk Tank	1,4-Dichlorobenzene	180-81162-1	0.25	0.125	mg/L	U	0.25			Tampa	2018
PWS Bulk Tank	1,4-Dichlorobenzene	180-76508-1	0.25	0.125	mg/L	U	0.25			Wichita	2018

PWS Bulk Tank	1,4-Dichlorobenzene	180-74278-1	0.25	0.125	mg/L	U	0.25			Tallahassee	2018
PWS Bulk Tank	1,4-Dichlorobenzene	180-21042-1	0.18	0.18	mg/L	J	0.25			Bismarck	2013
PWS Bulk Tank	1,4-Dichlorobenzene	180-24284-1	0.21	0.21	mg/L	J	0.25			Omaha	2013
PWS Bulk Tank	1,4-Dichlorobenzene	180-18872-1	0.5	0.25	mg/L	U	0.5			Wichita	2013
PWS Bulk Tank	1,4-Dichlorobenzene	180-22924-1	0.5	0.25	mg/L	U	0.5			Wichita	2013
PWS Bulk Tank	1,4-Dichlorobenzene	180-30864-1	0.5	0.25	mg/L	U	0.5			Dodge City	2014
PWS Bulk Tank	1,4-Dichlorobenzene	180-44036-1	0.5	0.25	mg/L	U	0.5			Grand Island	2015
PWS Bulk Tank	1,4-Dichlorobenzene	180-54965-1	0.5	0.25	mg/L	U	0.5			Archdale	2016
PWS Bulk Tank	1,4-Dichlorobenzene	180-53135-1	0.5	0.25	mg/L	U	0.5			Wichita	2016
PWS Bulk Tank	1,4-Dichlorobenzene	180-68921-1	0.5	0.25	mg/L	U	0.5			Wichita	2017
PWS Bulk Tank	1,4-Dichlorobenzene	180-81851-1	0.5	0.25	mg/L	U	0.5			Wichita	2018
PWS Bulk Tank	1,4-Dichlorobenzene	180-20206-1	0.28	0.28	mg/L		0.25			Lexington	2013
PWS Bulk Tank	1,4-Dichlorobenzene	180-36212-1	0.43	0.43	mg/L	J	0.5			Omaha	2014
PWS Bulk Tank	1,4-Dichlorobenzene	180-22095-1	0.47	0.47	mg/L		0.25			Grand Island	2013
PWS Bulk Tank	1,4-Dichlorobenzene	180-30657-1	1	0.5	mg/L	U	1			Wichita	2014
PWS Bulk Tank	1,4-Dichlorobenzene	180-25502-1	50	25	mg/L	U	50			Sacramento	2013
PWS Bulk Tank	2,4,5-Trichlorophenol	180-47806-1	0.05	0.025	mg/L	U	0.05			Wichita	2015
PWS Bulk Tank	2,4,5-Trichlorophenol	180-53847-1	0.05	0.025	mg/L	U	0.05			Salt Lake City	2016
PWS Bulk Tank	2,4,5-Trichlorophenol	180-21042-1	0.1	0.05	mg/L	U	0.1			Bismarck	2013
PWS Bulk Tank	2,4,5-Trichlorophenol	180-20979-1	0.1	0.05	mg/L	U	0.1			Boise	2013
PWS Bulk Tank	2,4,5-Trichlorophenol	180-24465-1	0.1	0.05	mg/L	U	0.1			Dodge City	2013
PWS Bulk Tank	2,4,5-Trichlorophenol	180-18801-1	0.1	0.05	mg/L	U	0.1			Dodge City	2013
PWS Bulk Tank	2,4,5-Trichlorophenol	180-22095-1	0.1	0.05	mg/L	U	0.1			Grand Island	2013
PWS Bulk Tank	2,4,5-Trichlorophenol	180-24284-1	0.1	0.05	mg/L	U	0.1			Omaha	2013
PWS Bulk Tank	2,4,5-Trichlorophenol	180-22924-1	0.1	0.05	mg/L	U	0.1			Wichita	2013
PWS Bulk Tank	2,4,5-Trichlorophenol	180-30864-1	0.13	0.065	mg/L	U	0.13			Dodge City	2014
PWS Bulk Tank	2,4,5-Trichlorophenol	180-35828-1	0.13	0.065	mg/L	U	0.13			Dodge City	2014
PWS Bulk Tank	2,4,5-Trichlorophenol	180-36820-1	0.13	0.065	mg/L	U	0.13			Fargo	2014
PWS Bulk Tank	2,4,5-Trichlorophenol	180-36212-1	0.13	0.065	mg/L	U	0.13			Omaha	2014
PWS Bulk Tank	2,4,5-Trichlorophenol	180-35936-1	0.13	0.065	mg/L	U	0.13			Wichita	2014
PWS Bulk Tank	2,4,5-Trichlorophenol	180-47865-1	0.13	0.065	mg/L	U	0.13			Bismarck	2015
PWS Bulk Tank	2,4,5-Trichlorophenol	180-44036-1	0.13	0.065	mg/L	U	0.13			Grand Island	2015
PWS Bulk Tank	2,4,5-Trichlorophenol	180-42378-1	0.13	0.065	mg/L	U *	0.13			Lexington	2015
PWS Bulk Tank	2,4,5-Trichlorophenol	180-47630-1	0.13	0.065	mg/L	U	0.13			Omaha	2015
PWS Bulk Tank	2,4,5-Trichlorophenol	180-49237-1	0.13	0.065	mg/L	U	0.13			Sacramento	2015
PWS Bulk Tank	2,4,5-Trichlorophenol	180-43570-1	0.13	0.065	mg/L	U *	0.13			Salt Lake City	2015
PWS Bulk Tank	2,4,5-Trichlorophenol	180-45918-1	0.13	0.065	mg/L	U	0.13			Salt Lake City	2015
PWS Bulk Tank	2,4,5-Trichlorophenol	180-48823-1	0.13	0.065	mg/L	U	0.13			Tallahassee	2015
PWS Bulk Tank	2,4,5-Trichlorophenol	180-42328-1	0.13	0.065	mg/L	U	0.13			Wichita	2015
PWS Bulk Tank	2,4,5-Trichlorophenol	180-54965-1	0.13	0.065	mg/L	U	0.13			Archdale	2016
PWS Bulk Tank	2,4,5-Trichlorophenol	180-52531-1	0.13	0.065	mg/L	U	0.13			Boise	2016
PWS Bulk Tank	2,4,5-Trichlorophenol	180-54031-1	0.13	0.065	mg/L	U	0.13			Kaukauna	2016
PWS Bulk Tank	2,4,5-Trichlorophenol	180-57963-1	0.13	0.065	mg/L	U	0.13			Omaha	2016
PWS Bulk Tank	2,4,5-Trichlorophenol	180-58144-1	0.13	0.065	mg/L	U	0.13			Tampa	2016
PWS Bulk Tank	2,4,5-Trichlorophenol	180-53135-1	0.13	0.065	mg/L	U	0.13			Wichita	2016
PWS Bulk Tank	2,4,5-Trichlorophenol	180-59184-1	0.13	0.065	mg/L	U	0.13			Wichita	2016
PWS Bulk Tank	2,4,5-Trichlorophenol	180-68951-1	0.13	0.065	mg/L	U	0.13			Bismarck	2017
PWS Bulk Tank	2,4,5-Trichlorophenol	180-67589-1	0.13	0.065	mg/L	U	0.13			Boise	2017
PWS Bulk Tank	2,4,5-Trichlorophenol	180-70325-1	0.13	0.065	mg/L	U	0.13			Grand Island	2017
PWS Bulk Tank	2,4,5-Trichlorophenol	180-66575-1	0.13	0.065	mg/L	U	0.13			Lexington	2017
PWS Bulk Tank	2,4,5-Trichlorophenol	180-69236-1	0.13	0.065	mg/L	U	0.13	35	55	Omaha	2017
PWS Bulk Tank	2,4,5-Trichlorophenol	180-65526-1	0.13	0.065	mg/L	U	0.13			Salt Lake City	2017
PWS Bulk Tank	2,4,5-Trichlorophenol	180-64795-1	0.13	0.065	mg/L	U *	0.13			Wichita	2017
PWS Bulk Tank	2,4,5-Trichlorophenol	180-68921-1	0.13	0.065	mg/L	U	0.13			Wichita	2017

PWS Bulk Tank	2,4,5-Trichlorophenol	180-77048-1	0.13	0.065	mg/L	U	0.13			Boise	2018
PWS Bulk Tank	2,4,5-Trichlorophenol	180-76746-1	0.13	0.065	mg/L	U	0.13			Chandler	2018
PWS Bulk Tank	2,4,5-Trichlorophenol	180-82329-1	0.13	0.065	mg/L	U	0.13			Fargo	2018
PWS Bulk Tank	2,4,5-Trichlorophenol	180-76364-1	0.13	0.065	mg/L	U	0.13			Lexington	2018
PWS Bulk Tank	2,4,5-Trichlorophenol	180-82432-1	0.13	0.065	mg/L	U	0.13			Salisbury	2018
PWS Bulk Tank	2,4,5-Trichlorophenol	180-76990-1	0.13	0.065	mg/L	U	0.13			Salt Lake City	2018
PWS Bulk Tank	2,4,5-Trichlorophenol	180-81162-1	0.13	0.065	mg/L	U	0.13			Tampa	2018
PWS Bulk Tank	2,4,5-Trichlorophenol	180-81851-1	0.13	0.065	mg/L	U	0.13			Wichita	2018
PWS Bulk Tank	2,4,5-Trichlorophenol	180-76508-1	0.13	0.065	mg/L	U	0.13			Wichita	2018
PWS Bulk Tank	2,4,5-Trichlorophenol	180-74278-1	0.13	0.065	mg/L	U	0.13			Tallahassee	2018
PWS Bulk Tank	2,4,5-Trichlorophenol	180-35964-1	0.15	0.15	mg/L	p	0.13			Sacramento	2014
PWS Bulk Tank	2,4,5-Trichlorophenol	180-33747-1	0.19	0.19	mg/L		0.13			Grand Island	2014
PWS Bulk Tank	2,4,5-Trichlorophenol	180-32302-1	0.25	0.25	mg/L		0.13			Salt Lake City	2014
PWS Bulk Tank	2,4,5-Trichlorophenol	180-18872-1	0.43	0.43	mg/L	p	0.1			Wichita	2013
PWS Bulk Tank	2,4,5-Trichlorophenol	180-20206-1	1	0.5	mg/L	U	1			Lexington	2013
PWS Bulk Tank	2,4,5-Trichlorophenol	180-30657-1	1.9	0.95	mg/L	U	1.9			Wichita	2014
PWS Bulk Tank	2,4,5-Trichlorophenol	180-58610-1	3.3	1.65	mg/L	U	3.3			Sacramento	2016
PWS Bulk Tank	2,4,6-Trichlorophenol	180-47806-1	0.05	0.025	mg/L	U	0.05			Wichita	2015
PWS Bulk Tank	2,4,6-Trichlorophenol	180-53847-1	0.05	0.025	mg/L	U	0.05			Salt Lake City	2016
PWS Bulk Tank	2,4,6-Trichlorophenol	180-21042-1	0.1	0.05	mg/L	U	0.1			Bismarck	2013
PWS Bulk Tank	2,4,6-Trichlorophenol	180-20979-1	0.1	0.05	mg/L	U	0.1			Boise	2013
PWS Bulk Tank	2,4,6-Trichlorophenol	180-24465-1	0.1	0.05	mg/L	U	0.1			Dodge City	2013
PWS Bulk Tank	2,4,6-Trichlorophenol	180-18801-1	0.1	0.05	mg/L	U *	0.1			Dodge City	2013
PWS Bulk Tank	2,4,6-Trichlorophenol	180-22095-1	0.1	0.05	mg/L	U	0.1			Grand Island	2013
PWS Bulk Tank	2,4,6-Trichlorophenol	180-24284-1	0.1	0.05	mg/L	U	0.1			Omaha	2013
PWS Bulk Tank	2,4,6-Trichlorophenol	180-18872-1	0.1	0.05	mg/L	U *	0.1			Wichita	2013
PWS Bulk Tank	2,4,6-Trichlorophenol	180-22924-1	0.1	0.05	mg/L	U	0.1			Wichita	2013
PWS Bulk Tank	2,4,6-Trichlorophenol	180-30864-1	0.13	0.065	mg/L	U	0.13			Dodge City	2014
PWS Bulk Tank	2,4,6-Trichlorophenol	180-35828-1	0.13	0.065	mg/L	U	0.13			Dodge City	2014
PWS Bulk Tank	2,4,6-Trichlorophenol	180-36820-1	0.13	0.065	mg/L	U	0.13			Fargo	2014
PWS Bulk Tank	2,4,6-Trichlorophenol	180-33747-1	0.13	0.065	mg/L	U	0.13			Grand Island	2014
PWS Bulk Tank	2,4,6-Trichlorophenol	180-36212-1	0.13	0.065	mg/L	U	0.13			Omaha	2014
PWS Bulk Tank	2,4,6-Trichlorophenol	180-35964-1	0.13	0.065	mg/L	U	0.13			Sacramento	2014
PWS Bulk Tank	2,4,6-Trichlorophenol	180-32302-1	0.13	0.065	mg/L	U	0.13			Salt Lake City	2014
PWS Bulk Tank	2,4,6-Trichlorophenol	180-35936-1	0.13	0.065	mg/L	U	0.13			Wichita	2014
PWS Bulk Tank	2,4,6-Trichlorophenol	180-47865-1	0.13	0.065	mg/L	U	0.13			Bismarck	2015
PWS Bulk Tank	2,4,6-Trichlorophenol	180-44036-1	0.13	0.065	mg/L	U	0.13			Grand Island	2015
PWS Bulk Tank	2,4,6-Trichlorophenol	180-42378-1	0.13	0.065	mg/L	U *	0.13			Lexington	2015
PWS Bulk Tank	2,4,6-Trichlorophenol	180-47630-1	0.13	0.065	mg/L	U	0.13			Omaha	2015
PWS Bulk Tank	2,4,6-Trichlorophenol	180-49237-1	0.13	0.065	mg/L	U	0.13			Sacramento	2015
PWS Bulk Tank	2,4,6-Trichlorophenol	180-43570-1	0.13	0.065	mg/L	U	0.13			Salt Lake City	2015
PWS Bulk Tank	2,4,6-Trichlorophenol	180-45918-1	0.13	0.065	mg/L	U	0.13			Salt Lake City	2015
PWS Bulk Tank	2,4,6-Trichlorophenol	180-48823-1	0.13	0.065	mg/L	U	0.13			Tallahassee	2015
PWS Bulk Tank	2,4,6-Trichlorophenol	180-42328-1	0.13	0.065	mg/L	U	0.13			Wichita	2015
PWS Bulk Tank	2,4,6-Trichlorophenol	180-54965-1	0.13	0.065	mg/L	U	0.13			Archdale	2016
PWS Bulk Tank	2,4,6-Trichlorophenol	180-52531-1	0.13	0.065	mg/L	U	0.13			Boise	2016
PWS Bulk Tank	2,4,6-Trichlorophenol	180-54031-1	0.13	0.065	mg/L	U	0.13			Kaukauna	2016
PWS Bulk Tank	2,4,6-Trichlorophenol	180-57963-1	0.13	0.065	mg/L	U	0.13			Omaha	2016
PWS Bulk Tank	2,4,6-Trichlorophenol	180-58144-1	0.13	0.065	mg/L	U	0.13			Tampa	2016
PWS Bulk Tank	2,4,6-Trichlorophenol	180-53135-1	0.13	0.065	mg/L	U	0.13			Wichita	2016
PWS Bulk Tank	2,4,6-Trichlorophenol	180-59184-1	0.13	0.065	mg/L	U	0.13			Wichita	2016
PWS Bulk Tank	2,4,6-Trichlorophenol	180-68951-1	0.13	0.065	mg/L	U	0.13	35	55	Bismarck	2017
PWS Bulk Tank	2,4,6-Trichlorophenol	180-67589-1	0.13	0.065	mg/L	U	0.13			Boise	2017
PWS Bulk Tank	2,4,6-Trichlorophenol	180-70325-1	0.13	0.065	mg/L	U	0.13			Grand Island	2017

PWS Bulk Tank	2,4,6-Trichlorophenol	180-66575-1	0.13	0.065	mg/L	U	0.13			Lexington	2017
PWS Bulk Tank	2,4,6-Trichlorophenol	180-69236-1	0.13	0.065	mg/L	U	0.13			Omaha	2017
PWS Bulk Tank	2,4,6-Trichlorophenol	180-65526-1	0.13	0.065	mg/L	U	0.13			Salt Lake City	2017
PWS Bulk Tank	2,4,6-Trichlorophenol	180-64795-1	0.13	0.065	mg/L	U *	0.13			Wichita	2017
PWS Bulk Tank	2,4,6-Trichlorophenol	180-68921-1	0.13	0.065	mg/L	U	0.13			Wichita	2017
PWS Bulk Tank	2,4,6-Trichlorophenol	180-77048-1	0.13	0.065	mg/L	U	0.13			Boise	2018
PWS Bulk Tank	2,4,6-Trichlorophenol	180-76746-1	0.13	0.065	mg/L	U	0.13			Chandler	2018
PWS Bulk Tank	2,4,6-Trichlorophenol	180-82329-1	0.13	0.065	mg/L	U	0.13			Fargo	2018
PWS Bulk Tank	2,4,6-Trichlorophenol	180-76364-1	0.13	0.065	mg/L	U	0.13			Lexington	2018
PWS Bulk Tank	2,4,6-Trichlorophenol	180-82432-1	0.13	0.065	mg/L	U	0.13			Salisbury	2018
PWS Bulk Tank	2,4,6-Trichlorophenol	180-76990-1	0.13	0.065	mg/L	U	0.13			Salt Lake City	2018
PWS Bulk Tank	2,4,6-Trichlorophenol	180-81162-1	0.13	0.065	mg/L	U	0.13			Tampa	2018
PWS Bulk Tank	2,4,6-Trichlorophenol	180-81851-1	0.13	0.065	mg/L	U	0.13			Wichita	2018
PWS Bulk Tank	2,4,6-Trichlorophenol	180-76508-1	0.13	0.065	mg/L	U	0.13			Wichita	2018
PWS Bulk Tank	2,4,6-Trichlorophenol	180-74278-1	0.13	0.065	mg/L	U	0.13			Tallahassee	2018
PWS Bulk Tank	2,4,6-Trichlorophenol	180-20206-1	1	0.5	mg/L	U	1			Lexington	2013
PWS Bulk Tank	2,4,6-Trichlorophenol	180-30657-1	1.9	0.95	mg/L	U	1.9			Wichita	2014
PWS Bulk Tank	2,4,6-Trichlorophenol	180-58610-1	3.3	1.65	mg/L	U	3.3			Sacramento	2016
PWS Bulk Tank	2,4-Dinitrotoluene	180-47806-1	0.05	0.025	mg/L	U	0.05			Wichita	2015
PWS Bulk Tank	2,4-Dinitrotoluene	180-53847-1	0.05	0.025	mg/L	U	0.05			Salt Lake City	2016
PWS Bulk Tank	2,4-Dinitrotoluene	180-20979-1	0.1	0.05	mg/L	U	0.1			Boise	2013
PWS Bulk Tank	2,4-Dinitrotoluene	180-24465-1	0.1	0.05	mg/L	U *	0.1			Dodge City	2013
PWS Bulk Tank	2,4-Dinitrotoluene	180-18801-1	0.1	0.05	mg/L	U *	0.1			Dodge City	2013
PWS Bulk Tank	2,4-Dinitrotoluene	180-22095-1	0.1	0.05	mg/L	U	0.1			Grand Island	2013
PWS Bulk Tank	2,4-Dinitrotoluene	180-24284-1	0.1	0.05	mg/L	U	0.1			Omaha	2013
PWS Bulk Tank	2,4-Dinitrotoluene	180-18872-1	0.1	0.05	mg/L	U *	0.1			Wichita	2013
PWS Bulk Tank	2,4-Dinitrotoluene	180-22924-1	0.1	0.05	mg/L	U	0.1			Wichita	2013
PWS Bulk Tank	2,4-Dinitrotoluene	180-35828-1	0.13	0.065	mg/L	U	0.13			Dodge City	2014
PWS Bulk Tank	2,4-Dinitrotoluene	180-36820-1	0.13	0.065	mg/L	U	0.13			Fargo	2014
PWS Bulk Tank	2,4-Dinitrotoluene	180-33747-1	0.13	0.065	mg/L	U *	0.13			Grand Island	2014
PWS Bulk Tank	2,4-Dinitrotoluene	180-36212-1	0.13	0.065	mg/L	U	0.13			Omaha	2014
PWS Bulk Tank	2,4-Dinitrotoluene	180-35964-1	0.13	0.065	mg/L	U	0.13			Sacramento	2014
PWS Bulk Tank	2,4-Dinitrotoluene	180-32302-1	0.13	0.065	mg/L	U	0.13			Salt Lake City	2014
PWS Bulk Tank	2,4-Dinitrotoluene	180-35936-1	0.13	0.065	mg/L	U	0.13			Wichita	2014
PWS Bulk Tank	2,4-Dinitrotoluene	180-47865-1	0.13	0.065	mg/L	U	0.13			Bismarck	2015
PWS Bulk Tank	2,4-Dinitrotoluene	180-44036-1	0.13	0.065	mg/L	U	0.13			Grand Island	2015
PWS Bulk Tank	2,4-Dinitrotoluene	180-42378-1	0.13	0.065	mg/L	U *	0.13			Lexington	2015
PWS Bulk Tank	2,4-Dinitrotoluene	180-47630-1	0.13	0.065	mg/L	U	0.13			Omaha	2015
PWS Bulk Tank	2,4-Dinitrotoluene	180-49237-1	0.13	0.065	mg/L	U	0.13			Sacramento	2015
PWS Bulk Tank	2,4-Dinitrotoluene	180-45918-1	0.13	0.065	mg/L	U	0.13			Salt Lake City	2015
PWS Bulk Tank	2,4-Dinitrotoluene	180-48823-1	0.13	0.065	mg/L	U	0.13			Tallahassee	2015
PWS Bulk Tank	2,4-Dinitrotoluene	180-54965-1	0.13	0.065	mg/L	U	0.13			Archdale	2016
PWS Bulk Tank	2,4-Dinitrotoluene	180-52531-1	0.13	0.065	mg/L	U	0.13			Boise	2016
PWS Bulk Tank	2,4-Dinitrotoluene	180-54031-1	0.13	0.065	mg/L	U	0.13			Kaukauna	2016
PWS Bulk Tank	2,4-Dinitrotoluene	180-57963-1	0.13	0.065	mg/L	U	0.13			Omaha	2016
PWS Bulk Tank	2,4-Dinitrotoluene	180-58144-1	0.13	0.065	mg/L	U	0.13			Tampa	2016
PWS Bulk Tank	2,4-Dinitrotoluene	180-59184-1	0.13	0.065	mg/L	U	0.13			Wichita	2016
PWS Bulk Tank	2,4-Dinitrotoluene	180-68951-1	0.13	0.065	mg/L	U	0.13			Bismarck	2017
PWS Bulk Tank	2,4-Dinitrotoluene	180-67589-1	0.13	0.065	mg/L	U	0.13			Boise	2017
PWS Bulk Tank	2,4-Dinitrotoluene	180-70325-1	0.13	0.065	mg/L	U	0.13			Grand Island	2017
PWS Bulk Tank	2,4-Dinitrotoluene	180-66575-1	0.13	0.065	mg/L	U	0.13			Lexington	2017
PWS Bulk Tank	2,4-Dinitrotoluene	180-69236-1	0.13	0.065	mg/L	U	0.13			Omaha	2017
PWS Bulk Tank	2,4-Dinitrotoluene	180-65526-1	0.13	0.065	mg/L	U	0.13	35	55	Salt Lake City	2017
PWS Bulk Tank	2,4-Dinitrotoluene	180-64795-1	0.13	0.065	mg/L	U *	0.13			Wichita	2017

PWS Bulk Tank	2,4-Dinitrotoluene	180-68921-1	0.13	0.065	mg/L	U	0.13	Wichita	2017
PWS Bulk Tank	2,4-Dinitrotoluene	180-77048-1	0.13	0.065	mg/L	U	0.13	Boise	2018
PWS Bulk Tank	2,4-Dinitrotoluene	180-76746-1	0.13	0.065	mg/L	U	0.13	Chandler	2018
PWS Bulk Tank	2,4-Dinitrotoluene	180-82329-1	0.13	0.065	mg/L	U *	0.13	Fargo	2018
PWS Bulk Tank	2,4-Dinitrotoluene	180-76364-1	0.13	0.065	mg/L	U	0.13	Lexington	2018
PWS Bulk Tank	2,4-Dinitrotoluene	180-82432-1	0.13	0.065	mg/L	U *	0.13	Salisbury	2018
PWS Bulk Tank	2,4-Dinitrotoluene	180-76990-1	0.13	0.065	mg/L	U	0.13	Salt Lake City	2018
PWS Bulk Tank	2,4-Dinitrotoluene	180-81162-1	0.13	0.065	mg/L	U	0.13	Tampa	2018
PWS Bulk Tank	2,4-Dinitrotoluene	180-81851-1	0.13	0.065	mg/L	U	0.13	Wichita	2018
PWS Bulk Tank	2,4-Dinitrotoluene	180-76508-1	0.13	0.065	mg/L	U	0.13	Wichita	2018
PWS Bulk Tank	2,4-Dinitrotoluene	180-74278-1	0.13	0.065	mg/L	U	0.13	Tallahassee	2018
PWS Bulk Tank	2,4-Dinitrotoluene	180-30864-1	0.14	0.14	mg/L	p	0.13	Dodge City	2014
PWS Bulk Tank	2,4-Dinitrotoluene	180-53135-1	0.17	0.17	mg/L	p	0.13	Wichita	2016
PWS Bulk Tank	2,4-Dinitrotoluene	180-43570-1	0.22	0.22	mg/L	p	0.13	Salt Lake City	2015
PWS Bulk Tank	2,4-Dinitrotoluene	180-21042-1	0.31	0.31	mg/L		0.1	Bismarck	2013
PWS Bulk Tank	2,4-Dinitrotoluene	180-42328-1	0.32	0.32	mg/L	p	0.13	Wichita	2015
PWS Bulk Tank	2,4-Dinitrotoluene	180-20206-1	1	0.5	mg/L	U	1	Lexington	2013
PWS Bulk Tank	2,4-Dinitrotoluene	180-30657-1	1.9	0.95	mg/L	U	1.9	Wichita	2014
PWS Bulk Tank	2,4-Dinitrotoluene	180-58610-1	3.3	1.65	mg/L	U	3.3	Sacramento	2016
PWS Bulk Tank	2-Butanone (MEK)	180-25784-1	0.2	0.1	mg/L	U	0.2	Santa Ana	2013
PWS Bulk Tank	2-Butanone (MEK)	180-47806-1	0.2	0.1	mg/L	U	0.2	Wichita	2015
PWS Bulk Tank	2-Butanone (MEK)	180-58610-1	0.2	0.1	mg/L	U	0.2	Sacramento	2016
PWS Bulk Tank	2-Butanone (MEK)	180-35828-1	0.25	0.125	mg/L	U	0.25	Dodge City	2014
PWS Bulk Tank	2-Butanone (MEK)	180-33747-1	0.25	0.125	mg/L	U	0.25	Grand Island	2014
PWS Bulk Tank	2-Butanone (MEK)	180-32302-1	0.25	0.125	mg/L	U	0.25	Salt Lake City	2014
PWS Bulk Tank	2-Butanone (MEK)	180-49237-1	0.25	0.125	mg/L	U	0.25	Sacramento	2015
PWS Bulk Tank	2-Butanone (MEK)	180-47865-1	0.25	0.125	mg/L	U	0.25	Bismarck	2015
PWS Bulk Tank	2-Butanone (MEK)	180-43570-1	0.25	0.125	mg/L	U	0.25	Salt Lake City	2015
PWS Bulk Tank	2-Butanone (MEK)	180-45918-1	0.25	0.125	mg/L	U	0.25	Salt Lake City	2015
PWS Bulk Tank	2-Butanone (MEK)	180-48823-1	0.25	0.125	mg/L	U	0.25	Tallahassee	2015
PWS Bulk Tank	2-Butanone (MEK)	180-42328-1	0.25	0.125	mg/L	U	0.25	Wichita	2015
PWS Bulk Tank	2-Butanone (MEK)	180-52531-1	0.25	0.125	mg/L	U	0.25	Boise	2016
PWS Bulk Tank	2-Butanone (MEK)	180-54031-1	0.25	0.125	mg/L	U	0.25	Kaukauna	2016
PWS Bulk Tank	2-Butanone (MEK)	180-59184-1	0.25	0.125	mg/L	U	0.25	Wichita	2016
PWS Bulk Tank	2-Butanone (MEK)	180-68951-1	0.25	0.125	mg/L	U	0.25	Bismarck	2017
PWS Bulk Tank	2-Butanone (MEK)	180-67589-1	0.25	0.125	mg/L	U	0.25	Boise	2017
PWS Bulk Tank	2-Butanone (MEK)	180-70325-1	0.25	0.125	mg/L	U	0.25	Grand Island	2017
PWS Bulk Tank	2-Butanone (MEK)	180-69236-1	0.25	0.125	mg/L	U	0.25	Omaha	2017
PWS Bulk Tank	2-Butanone (MEK)	180-65526-1	0.25	0.125	mg/L	U	0.25	Salt Lake City	2017
PWS Bulk Tank	2-Butanone (MEK)	180-64795-1	0.25	0.125	mg/L	U	0.25	Wichita	2017
PWS Bulk Tank	2-Butanone (MEK)	180-82329-1	0.25	0.125	mg/L	U	0.25	Fargo	2018
PWS Bulk Tank	2-Butanone (MEK)	180-81162-1	0.25	0.125	mg/L	U	0.25	Tampa	2018
PWS Bulk Tank	2-Butanone (MEK)	180-76508-1	0.25	0.125	mg/L	U	0.25	Wichita	2018
PWS Bulk Tank	2-Butanone (MEK)	180-18872-1	0.5	0.25	mg/L	U	0.5	Wichita	2013
PWS Bulk Tank	2-Butanone (MEK)	180-22924-1	0.5	0.25	mg/L	U	0.5	Wichita	2013
PWS Bulk Tank	2-Butanone (MEK)	180-30864-1	0.5	0.25	mg/L	U	0.5	Dodge City	2014
PWS Bulk Tank	2-Butanone (MEK)	180-36212-1	0.5	0.25	mg/L	U	0.5	Omaha	2014
PWS Bulk Tank	2-Butanone (MEK)	180-44036-1	0.5	0.25	mg/L	U	0.5	Grand Island	2015
PWS Bulk Tank	2-Butanone (MEK)	180-53135-1	0.5	0.25	mg/L	U	0.5	Wichita	2016
PWS Bulk Tank	2-Butanone (MEK)	180-81851-1	0.5	0.25	mg/L	U	0.5	Wichita	2018
PWS Bulk Tank	2-Butanone (MEK)	180-47630-1	0.38	0.38	mg/L		0.25	Omaha	2015
PWS Bulk Tank	2-Butanone (MEK)	180-82432-1	0.41	0.41	mg/L		0.25	Salisbury	2018
PWS Bulk Tank	2-Butanone (MEK)	180-53847-1	0.57	0.57	mg/L		0.2	Salt Lake City	2016
PWS Bulk Tank	2-Butanone (MEK)	180-76746-1	0.62	0.62	mg/L		0.25	Chandler	2018

PWS Bulk Tank	2-Butanone (MEK)	180-68921-1	0.72	0.72	mg/L		0.5			Wichita	2017
PWS Bulk Tank	2-Butanone (MEK)	180-24465-1	0.85	0.85	mg/L		0.25	37	59	Dodge City	2013
PWS Bulk Tank	2-Butanone (MEK)	180-35936-1	0.97	0.97	mg/L		0.25			Wichita	2014
PWS Bulk Tank	2-Butanone (MEK)	180-76364-1	1.1	1.1	mg/L		0.25			Lexington	2018
PWS Bulk Tank	2-Butanone (MEK)	180-18801-1	1.2	1.2	mg/L		0.25			Dodge City	2013
PWS Bulk Tank	2-Butanone (MEK)	180-21042-1	1.9	1.9	mg/L		0.25			Bismarck	2013
PWS Bulk Tank	2-Butanone (MEK)	180-20979-1	2.3	2.3	mg/L		0.25			Boise	2013
PWS Bulk Tank	2-Butanone (MEK)	180-36820-1	2.4	2.4	mg/L		0.25			Fargo	2014
PWS Bulk Tank	2-Butanone (MEK)	180-57963-1	2.4	2.4	mg/L		0.25			Omaha	2016
PWS Bulk Tank	2-Butanone (MEK)	180-22095-1	2.7	2.7	mg/L		0.25			Grand Island	2013
PWS Bulk Tank	2-Butanone (MEK)	180-20709-1	2.9	2.9	mg/L		0.25			Salt Lake City	2013
PWS Bulk Tank	2-Butanone (MEK)	180-77048-1	3.1	3.1	mg/L		0.25			Boise	2018
PWS Bulk Tank	2-Butanone (MEK)	180-42378-1	3.7	3.7	mg/L		0.25			Lexington	2015
PWS Bulk Tank	2-Butanone (MEK)	180-58144-1	4.5	4.5	mg/L		0.25			Tampa	2016
PWS Bulk Tank	2-Butanone (MEK)	180-66575-1	5.9	5.9	mg/L		0.25			Lexington	2017
PWS Bulk Tank	2-Butanone (MEK)	180-25502-1	6.2	6.2	mg/L		0.25			Sacramento	2013
PWS Bulk Tank	2-Butanone (MEK)	180-24284-1	13	13	mg/L		0.25			Omaha	2013
PWS Bulk Tank	2-Butanone (MEK)	180-20206-1	16	16	mg/L		0.25			Lexington	2013
PWS Bulk Tank	2-Butanone (MEK)	180-30657-1	19	19	mg/L		1			Wichita	2014
PWS Bulk Tank	2-Butanone (MEK)	180-35964-1	24	24	mg/L		0.25			Sacramento	2014
PWS Bulk Tank	2-Butanone (MEK)	180-25502-1	50	25	mg/L	U	50			Sacramento	2013
PWS Bulk Tank	2-Butanone (MEK)	180-76990-1	25	25	mg/L		0.25			Salt Lake City	2018
PWS Bulk Tank	2-Butanone (MEK)	180-74278-1	38	38	mg/L		0.25			Tallahassee	2018
PWS Bulk Tank	2-Butanone (MEK)	180-54965-1	470	470	mg/L		10			Archdale	2016
PWS Bulk Tank	2-Methylphenol	180-47806-1	0.05	0.025	mg/L	U	0.05			Wichita	2015
PWS Bulk Tank	2-Methylphenol	180-53847-1	0.05	0.025	mg/L	U	0.05			Salt Lake City	2016
PWS Bulk Tank	2-Methylphenol	180-21042-1	1	0.5	mg/L	U	1			Bismarck	2013
PWS Bulk Tank	2-Methylphenol	180-20979-1	1	0.5	mg/L	U	1			Boise	2013
PWS Bulk Tank	2-Methylphenol	180-24465-1	1	0.5	mg/L	U	1			Dodge City	2013
PWS Bulk Tank	2-Methylphenol	180-18801-1	1	0.5	mg/L	U	1			Dodge City	2013
PWS Bulk Tank	2-Methylphenol	180-22095-1	1	0.5	mg/L	U	1			Grand Island	2013
PWS Bulk Tank	2-Methylphenol	180-20206-1	1	0.5	mg/L	U	1			Lexington	2013
PWS Bulk Tank	2-Methylphenol	180-24284-1	1	0.5	mg/L	U	1			Omaha	2013
PWS Bulk Tank	2-Methylphenol	180-20709-1	1	0.5	mg/L	U	1			Salt Lake City	2013
PWS Bulk Tank	2-Methylphenol	180-18872-1	1	0.5	mg/L	U	1			Wichita	2013
PWS Bulk Tank	2-Methylphenol	180-22924-1	1	0.5	mg/L	U	1			Wichita	2013
PWS Bulk Tank	2-Methylphenol	180-30864-1	1	0.5	mg/L	U	1			Dodge City	2014
PWS Bulk Tank	2-Methylphenol	180-35828-1	1	0.5	mg/L	U	1			Dodge City	2014
PWS Bulk Tank	2-Methylphenol	180-36820-1	1	0.5	mg/L	U	1			Fargo	2014
PWS Bulk Tank	2-Methylphenol	180-33747-1	1	0.5	mg/L	U	1			Grand Island	2014
PWS Bulk Tank	2-Methylphenol	180-36212-1	1	0.5	mg/L	U	1			Omaha	2014
PWS Bulk Tank	2-Methylphenol	180-35964-1	1	0.5	mg/L	U	1			Sacramento	2014
PWS Bulk Tank	2-Methylphenol	180-32302-1	1	0.5	mg/L	U	1			Salt Lake City	2014
PWS Bulk Tank	2-Methylphenol	180-35936-1	1	0.5	mg/L	U	1			Wichita	2014
PWS Bulk Tank	2-Methylphenol	180-47865-1	1	0.5	mg/L	U	1			Bismarck	2015
PWS Bulk Tank	2-Methylphenol	180-44036-1	1	0.5	mg/L	U	1			Grand Island	2015
PWS Bulk Tank	2-Methylphenol	180-42378-1	1	0.5	mg/L	U	1			Lexington	2015
PWS Bulk Tank	2-Methylphenol	180-47630-1	1	0.5	mg/L	U	1			Omaha	2015
PWS Bulk Tank	2-Methylphenol	180-49237-1	1	0.5	mg/L	U	1			Sacramento	2015
PWS Bulk Tank	2-Methylphenol	180-43570-1	1	0.5	mg/L	U	1			Salt Lake City	2015
PWS Bulk Tank	2-Methylphenol	180-45918-1	1	0.5	mg/L	U	1			Salt Lake City	2015
PWS Bulk Tank	2-Methylphenol	180-48823-1	1	0.5	mg/L	U	1			Tallahassee	2015
PWS Bulk Tank	2-Methylphenol	180-42328-1	1	0.5	mg/L	U	1			Wichita	2015
PWS Bulk Tank	2-Methylphenol	180-54965-1	1	0.5	mg/L	U	1			Archdale	2016

PWS Bulk Tank	2-Methylphenol	180-52531-1	1	0.5	mg/L	U	1			Boise	2016
PWS Bulk Tank	2-Methylphenol	180-54031-1	1	0.5	mg/L	U	1			Kaukauna	2016
PWS Bulk Tank	2-Methylphenol	180-57963-1	1	0.5	mg/L	U	1			Omaha	2016
PWS Bulk Tank	2-Methylphenol	180-58144-1	1	0.5	mg/L	U	1			Tampa	2016
PWS Bulk Tank	**2-Methylphenol**	**180-53135-1**	**1**	**0.5**	**mg/L**	**U**	**1**	**35**	**56**	**Wichita**	**2016**
PWS Bulk Tank	2-Methylphenol	180-59184-1	1	0.5	mg/L	U	1			Wichita	2016
PWS Bulk Tank	2-Methylphenol	180-68951-1	1	0.5	mg/L	U	1			Bismarck	2017
PWS Bulk Tank	2-Methylphenol	180-67589-1	1	0.5	mg/L	U	1			Boise	2017
PWS Bulk Tank	2-Methylphenol	180-70325-1	1	0.5	mg/L	U	1			Grand Island	2017
PWS Bulk Tank	2-Methylphenol	180-66575-1	1	0.5	mg/L	U	1			Lexington	2017
PWS Bulk Tank	2-Methylphenol	180-69236-1	1	0.5	mg/L	U	1			Omaha	2017
PWS Bulk Tank	2-Methylphenol	180-65526-1	1	0.5	mg/L	U	1			Salt Lake City	2017
PWS Bulk Tank	2-Methylphenol	180-64795-1	1	0.5	mg/L	U	1			Wichita	2017
PWS Bulk Tank	2-Methylphenol	180-68921-1	1	0.5	mg/L	U	1			Wichita	2017
PWS Bulk Tank	2-Methylphenol	180-77048-1	1	0.5	mg/L	U	1			Boise	2018
PWS Bulk Tank	2-Methylphenol	180-76746-1	1	0.5	mg/L	U	1			Chandler	2018
PWS Bulk Tank	2-Methylphenol	180-82329-1	1	0.5	mg/L	U	1			Fargo	2018
PWS Bulk Tank	2-Methylphenol	180-76364-1	1	0.5	mg/L	U	1			Lexington	2018
PWS Bulk Tank	2-Methylphenol	180-82432-1	1	0.5	mg/L	U	1			Salisbury	2018
PWS Bulk Tank	2-Methylphenol	180-76990-1	1	0.5	mg/L	U	1			Salt Lake City	2018
PWS Bulk Tank	2-Methylphenol	180-81162-1	1	0.5	mg/L	U	1			Tampa	2018
PWS Bulk Tank	2-Methylphenol	180-81851-1	1	0.5	mg/L	U	1			Wichita	2018
PWS Bulk Tank	2-Methylphenol	180-76508-1	1	0.5	mg/L	U	1			Wichita	2018
PWS Bulk Tank	2-Methylphenol	180-74278-1	1	0.5	mg/L	U	1			Tallahassee	2018
PWS Bulk Tank	2-Methylphenol	180-30657-1	1.9	0.95	mg/L	U	1.9			Wichita	2014
PWS Bulk Tank	2-Methylphenol	180-58610-1	3.3	1.65	mg/L	U	3.3			Sacramento	2016
PWS Bulk Tank	Arsenic	180-25784-1	0.0054	0.0054	mg/L	J	0.05			Santa Ana	2013
PWS Bulk Tank	Arsenic	180-53847-1	0.042	0.042	mg/L	J	0.5			Salt Lake City	2016
PWS Bulk Tank	Arsenic	180-30657-1	0.1	0.05	mg/L	U	0.1			Wichita	2014
PWS Bulk Tank	Arsenic	180-58610-1	0.1	0.05	mg/L	U	0.1			Sacramento	2016
PWS Bulk Tank	Arsenic	180-47806-1	0.5	0.25	mg/L	U	0.5			Wichita	2015
PWS Bulk Tank	Arsenic	180-21042-1	1	0.5	mg/L	U	1			Bismarck	2013
PWS Bulk Tank	Arsenic	180-20979-1	1	0.5	mg/L	U	1			Boise	2013
PWS Bulk Tank	Arsenic	180-24465-1	1	0.5	mg/L	U	1			Dodge City	2013
PWS Bulk Tank	Arsenic	180-18801-1	1	0.5	mg/L	U	1			Dodge City	2013
PWS Bulk Tank	Arsenic	180-22095-1	1	0.5	mg/L	U	1			Grand Island	2013
PWS Bulk Tank	Arsenic	180-20206-1	1	0.5	mg/L	U	1			Lexington	2013
PWS Bulk Tank	Arsenic	180-24284-1	1	0.5	mg/L	U	1			Omaha	2013
PWS Bulk Tank	Arsenic	180-25502-1	1	0.5	mg/L	U	1			Sacramento	2013
PWS Bulk Tank	Arsenic	180-20709-1	1	0.5	mg/L	U	1			Salt Lake City	2013
PWS Bulk Tank	Arsenic	180-18872-1	1	0.5	mg/L	U	1			Wichita	2013
PWS Bulk Tank	Arsenic	180-22924-1	1	0.5	mg/L	U	1			Wichita	2013
PWS Bulk Tank	Arsenic	180-30864-1	1	0.5	mg/L	U	1			Dodge City	2014
PWS Bulk Tank	Arsenic	180-35828-1	1	0.5	mg/L	U	1			Dodge City	2014
PWS Bulk Tank	Arsenic	180-36820-1	1	0.5	mg/L	U	1			Fargo	2014
PWS Bulk Tank	Arsenic	180-33747-1	1	0.5	mg/L	U	1			Grand Island	2014
PWS Bulk Tank	Arsenic	180-36212-1	1	0.5	mg/L	U	1			Omaha	2014
PWS Bulk Tank	Arsenic	180-35964-1	1	0.5	mg/L	U	1			Sacramento	2014
PWS Bulk Tank	Arsenic	180-32302-1	1	0.5	mg/L	U	1			Salt Lake City	2014
PWS Bulk Tank	Arsenic	180-35936-1	1	0.5	mg/L	U	1			Wichita	2014
PWS Bulk Tank	Arsenic	180-47865-1	1	0.5	mg/L	U	1			Bismarck	2015
PWS Bulk Tank	Arsenic	180-44036-1	1	0.5	mg/L	U	1			Grand Island	2015
PWS Bulk Tank	Arsenic	180-42378-1	1	0.5	mg/L	U	1			Lexington	2015
PWS Bulk Tank	Arsenic	180-47630-1	1	0.5	mg/L	U	1			Omaha	2015

PWS Bulk Tank	Arsenic	180-49237-1	1	0.5	mg/L	U	1			Sacramento	2015
PWS Bulk Tank	Arsenic	180-43570-1	1	0.5	mg/L	U	1			Salt Lake City	2015
PWS Bulk Tank	Arsenic	180-45918-1	1	0.5	mg/L	U	1			Salt Lake City	2015
PWS Bulk Tank	Arsenic	180-48823-1	1	0.5	mg/L	U	1			Tallahassee	2015
PWS Bulk Tank	Arsenic	180-42328-1	1	0.5	mg/L	U	1			Wichita	2015
PWS Bulk Tank	Arsenic	180-54965-1	1	0.5	mg/L	U	1			Archdale	2016
PWS Bulk Tank	Arsenic	180-52531-1	1	0.5	mg/L	U	1			Boise	2016
PWS Bulk Tank	Arsenic	180-54031-1	1	0.5	mg/L	U	1	36	58	Kaukauna	2016
PWS Bulk Tank	Arsenic	180-57963-1	1	0.5	mg/L	U	1			Omaha	2016
PWS Bulk Tank	Arsenic	180-58144-1	1	0.5	mg/L	U	1			Tampa	2016
PWS Bulk Tank	Arsenic	180-53135-1	1	0.5	mg/L	U	1			Wichita	2016
PWS Bulk Tank	Arsenic	180-59184-1	1	0.5	mg/L	U	1			Wichita	2016
PWS Bulk Tank	Arsenic	180-68951-1	1	0.5	mg/L	U	1			Bismarck	2017
PWS Bulk Tank	Arsenic	180-67589-1	1	0.5	mg/L	U	1			Boise	2017
PWS Bulk Tank	Arsenic	180-70325-1	1	0.5	mg/L	U	1			Grand Island	2017
PWS Bulk Tank	Arsenic	180-66575-1	1	0.5	mg/L	U	1			Lexington	2017
PWS Bulk Tank	Arsenic	180-69236-1	1	0.5	mg/L	U	1			Omaha	2017
PWS Bulk Tank	Arsenic	180-65526-1	1	0.5	mg/L	U	1			Salt Lake City	2017
PWS Bulk Tank	Arsenic	180-64795-1	1	0.5	mg/L	U	1			Wichita	2017
PWS Bulk Tank	Arsenic	180-68921-1	1	0.5	mg/L	U	1			Wichita	2017
PWS Bulk Tank	Arsenic	180-77048-1	1	0.5	mg/L	U	1			Boise	2018
PWS Bulk Tank	Arsenic	180-76746-1	1	0.5	mg/L	U	1			Chandler	2018
PWS Bulk Tank	Arsenic	180-82329-1	1	0.5	mg/L	U	1			Fargo	2018
PWS Bulk Tank	Arsenic	180-76364-1	1	0.5	mg/L	U	1			Lexington	2018
PWS Bulk Tank	Arsenic	180-82432-1	1	0.5	mg/L	U	1			Salisbury	2018
PWS Bulk Tank	Arsenic	180-76990-1	1	0.5	mg/L	U	1			Salt Lake City	2018
PWS Bulk Tank	Arsenic	180-81162-1	1	0.5	mg/L	U	1			Tampa	2018
PWS Bulk Tank	Arsenic	180-81851-1	1	0.5	mg/L	U	1			Wichita	2018
PWS Bulk Tank	Arsenic	180-76508-1	1	0.5	mg/L	U	1			Wichita	2018
PWS Bulk Tank	Arsenic	180-74278-1	1	0.5	mg/L	U	1			Tallahassee	2018
PWS Bulk Tank	Barium	180-42378-1	0.04	0.04	mg/L	J	20			Lexington	2015
PWS Bulk Tank	Barium	180-30657-1	0.12	0.12	mg/L	J	2			Wichita	2014
PWS Bulk Tank	Barium	180-82432-1	0.13	0.13	mg/L	J	20			Salisbury	2018
PWS Bulk Tank	Barium	180-18801-1	0.21	0.21	mg/L	J	20			Dodge City	2013
PWS Bulk Tank	Barium	180-25784-1	0.26	0.26	mg/L		0.2			Santa Ana	2013
PWS Bulk Tank	Barium	180-76990-1	0.27	0.27	mg/L	J	20			Salt Lake City	2018
PWS Bulk Tank	Barium	180-36212-1	0.28	0.28	mg/L	J	20			Omaha	2014
PWS Bulk Tank	Barium	180-35828-1	0.31	0.31	mg/L	J	20			Dodge City	2014
PWS Bulk Tank	Barium	180-45918-1	0.32	0.32	mg/L	J	20			Salt Lake City	2015
PWS Bulk Tank	Barium	180-18872-1	0.34	0.34	mg/L	J	20			Wichita	2013
PWS Bulk Tank	Barium	180-36820-1	0.35	0.35	mg/L	J	20			Fargo	2014
PWS Bulk Tank	Barium	180-47630-1	0.35	0.35	mg/L	J	20			Omaha	2015
PWS Bulk Tank	Barium	180-49237-1	0.36	0.36	mg/L	J B	20			Sacramento	2015
PWS Bulk Tank	Barium	180-66575-1	0.37	0.37	mg/L	J	20			Lexington	2017
PWS Bulk Tank	Barium	180-70325-1	0.39	0.39	mg/L	J	20			Grand Island	2017
PWS Bulk Tank	Barium	180-43570-1	0.42	0.42	mg/L	J	20			Salt Lake City	2015
PWS Bulk Tank	Barium	180-81851-1	0.42	0.42	mg/L	J	20			Wichita	2018
PWS Bulk Tank	Barium	180-58144-1	0.44	0.44	mg/L	J	20			Tampa	2016
PWS Bulk Tank	Barium	180-76746-1	0.44	0.44	mg/L	J	20			Chandler	2018
PWS Bulk Tank	Barium	180-76364-1	0.47	0.47	mg/L	J	20			Lexington	2018
PWS Bulk Tank	Barium	180-74278-1	0.49	0.49	mg/L	J	20			Tallahassee	2018
PWS Bulk Tank	Barium	180-22924-1	0.51	0.51	mg/L	J B	20			Wichita	2013
PWS Bulk Tank	Barium	180-20206-1	0.52	0.52	mg/L	J	20			Lexington	2013
PWS Bulk Tank	Barium	180-53847-1	0.52	0.52	mg/L	J B	2			Salt Lake City	2016

PWS Bulk Tank	Barium	180-20709-1	0.53	0.53	mg/L	J B	20			Salt Lake City	2013
PWS Bulk Tank	Barium	180-54031-1	0.53	0.53	mg/L	J	20			Kaukauna	2016
PWS Bulk Tank	Barium	180-57963-1	0.53	0.53	mg/L	J	20			Omaha	2016
PWS Bulk Tank	Barium	180-81162-1	0.54	0.54	mg/L	J	20			Tampa	2018
PWS Bulk Tank	Barium	180-47806-1	0.57	0.57	mg/L	J	2			Wichita	2015
PWS Bulk Tank	Barium	180-20979-1	0.58	0.58	mg/L	J B	20			Boise	2013
PWS Bulk Tank	Barium	180-82329-1	0.59	0.59	mg/L	J	20			Fargo	2018
PWS Bulk Tank	Barium	180-35936-1	0.6	0.6	mg/L	J B	20			Wichita	2014
PWS Bulk Tank	Barium	180-32302-1	0.61	0.61	mg/L	J	20			Salt Lake City	2014
PWS Bulk Tank	Barium	180-77048-1	0.62	0.62	mg/L	J	20			Boise	2018
PWS Bulk Tank	Barium	180-30864-1	0.63	0.63	mg/L	J	20			Dodge City	2014
PWS Bulk Tank	Barium	180-67589-1	0.64	0.64	mg/L	J	20	36	58	Boise	2017
PWS Bulk Tank	Barium	180-24465-1	0.67	0.67	mg/L	J B	20			Dodge City	2013
PWS Bulk Tank	Barium	180-42328-1	0.68	0.68	mg/L	J	20			Wichita	2015
PWS Bulk Tank	Barium	180-69236-1	0.7	0.7	mg/L	J	20			Omaha	2017
PWS Bulk Tank	Barium	180-76508-1	0.7	0.7	mg/L	J	20			Wichita	2018
PWS Bulk Tank	Barium	180-25502-1	0.71	0.71	mg/L	J B	20			Sacramento	2013
PWS Bulk Tank	Barium	180-64795-1	0.72	0.72	mg/L	J	20			Wichita	2017
PWS Bulk Tank	Barium	180-21042-1	0.78	0.78	mg/L	J B	20			Bismarck	2013
PWS Bulk Tank	Barium	180-35964-1	0.8	0.8	mg/L	J B	20			Sacramento	2014
PWS Bulk Tank	Barium	180-52531-1	0.8	0.8	mg/L	J	20			Boise	2016
PWS Bulk Tank	Barium	180-68921-1	0.81	0.81	mg/L	J	20			Wichita	2017
PWS Bulk Tank	Barium	180-58610-1	2	1	mg/L	U	2			Sacramento	2016
PWS Bulk Tank	Barium	180-68951-1	1.1	1.1	mg/L	J	20			Bismarck	2017
PWS Bulk Tank	Barium	180-65526-1	1.2	1.2	mg/L	J	20			Salt Lake City	2017
PWS Bulk Tank	Barium	180-24284-1	1.4	1.4	mg/L	J B	20			Omaha	2013
PWS Bulk Tank	Barium	180-53135-1	1.9	1.9	mg/L	J	20			Wichita	2016
PWS Bulk Tank	Barium	180-22095-1	2.2	2.2	mg/L	J B	20			Grand Island	2013
PWS Bulk Tank	Barium	180-47865-1	2.2	2.2	mg/L	J	20			Bismarck	2015
PWS Bulk Tank	Barium	180-44036-1	2.7	2.7	mg/L	J B	20			Grand Island	2015
PWS Bulk Tank	Barium	180-33747-1	20	10	mg/L	U	20			Grand Island	2014
PWS Bulk Tank	Barium	180-48823-1	20	10	mg/L	U	20			Tallahassee	2015
PWS Bulk Tank	Barium	180-59184-1	20	10	mg/L	U	20			Wichita	2016
PWS Bulk Tank	Barium	180-54965-1	14	14	mg/L	J	20			Archdale	2016
PWS Bulk Tank	Benzene	180-25784-1	0.2	0.1	mg/L	U	0.2			Santa Ana	2013
PWS Bulk Tank	Benzene	180-47806-1	0.2	0.1	mg/L	U	0.2			Wichita	2015
PWS Bulk Tank	Benzene	180-58610-1	0.2	0.1	mg/L	U	0.2			Sacramento	2016
PWS Bulk Tank	Benzene	180-53847-1	0.2	0.1	mg/L	U	0.2			Salt Lake City	2016
PWS Bulk Tank	Benzene	180-47630-1	0.12	0.12	mg/L	J	0.25			Omaha	2015
PWS Bulk Tank	Benzene	180-82432-1	0.12	0.12	mg/L	J	0.25			Salisbury	2018
PWS Bulk Tank	Benzene	180-20206-1	0.25	0.125	mg/L	U	0.25			Lexington	2013
PWS Bulk Tank	Benzene	180-47865-1	0.25	0.125	mg/L	U	0.25			Bismarck	2015
PWS Bulk Tank	Benzene	180-42378-1	0.25	0.125	mg/L	U	0.25			Lexington	2015
PWS Bulk Tank	Benzene	180-48823-1	0.25	0.125	mg/L	U	0.25			Tallahassee	2015
PWS Bulk Tank	Benzene	180-68951-1	0.25	0.125	mg/L	U	0.25			Bismarck	2017
PWS Bulk Tank	Benzene	180-76508-1	0.25	0.125	mg/L	U	0.25			Wichita	2018
PWS Bulk Tank	Benzene	180-36212-1	0.5	0.25	mg/L	U	0.5			Omaha	2014
PWS Bulk Tank	Benzene	180-53135-1	0.5	0.25	mg/L	U	0.5			Wichita	2016
PWS Bulk Tank	Benzene	180-68921-1	0.5	0.25	mg/L	U	0.5			Wichita	2017
PWS Bulk Tank	Benzene	180-81851-1	0.5	0.25	mg/L	U	0.5			Wichita	2018
PWS Bulk Tank	Benzene	180-24284-1	0.33	0.33	mg/L		0.25			Omaha	2013
PWS Bulk Tank	Benzene	180-57963-1	0.34	0.34	mg/L		0.25			Omaha	2016
PWS Bulk Tank	Benzene	180-30864-1	0.39	0.39	mg/L	J	0.5			Dodge City	2014
PWS Bulk Tank	Benzene	180-69236-1	0.41	0.41	mg/L		0.25			Omaha	2017

PWS Bulk Tank	Benzene	180-66575-1	0.42	0.42	mg/L		0.25			Lexington	2017
PWS Bulk Tank	Benzene	180-18801-1	0.45	0.45	mg/L		0.25			Dodge City	2013
PWS Bulk Tank	Benzene	180-70325-1	0.45	0.45	mg/L		0.25			Grand Island	2017
PWS Bulk Tank	Benzene	180-33747-1	0.48	0.48	mg/L		0.25			Grand Island	2014
PWS Bulk Tank	Benzene	180-20709-1	0.51	0.51	mg/L		0.25			Salt Lake City	2013
PWS Bulk Tank	Benzene	180-82329-1	0.58	0.58	mg/L		0.25			Fargo	2018
PWS Bulk Tank	Benzene	180-18872-1	0.6	0.6	mg/L		0.5			Wichita	2013
PWS Bulk Tank	Benzene	180-30657-1	0.63	0.63	mg/L	J	1			Wichita	2014
PWS Bulk Tank	Benzene	180-64795-1	0.67	0.67	mg/L		0.25			Wichita	2017
PWS Bulk Tank	Benzene	180-54031-1	0.7	0.7	mg/L		0.25			Kaukauna	2016
PWS Bulk Tank	Benzene	180-65526-1	0.7	0.7	mg/L		0.25			Salt Lake City	2017
PWS Bulk Tank	Benzene	180-35828-1	0.85	0.85	mg/L		0.25			Dodge City	2014
PWS Bulk Tank	Benzene	180-54965-1	0.87	0.87	mg/L		0.5			Archdale	2016
PWS Bulk Tank	Benzene	180-21042-1	0.92	0.92	mg/L		0.25			Bismarck	2013
PWS Bulk Tank	Benzene	180-67589-1	0.92	0.92	mg/L		0.25			Boise	2017
PWS Bulk Tank	Benzene	180-32302-1	0.93	0.93	mg/L		0.25			Salt Lake City	2014
PWS Bulk Tank	**Benzene**	**180-44036-1**	**0.93**	**0.93**	**mg/L**		**0.5**	**37**	**59**	**Grand Island**	**2015**
PWS Bulk Tank	Benzene	180-76746-1	0.93	0.93	mg/L		0.25			Chandler	2018
PWS Bulk Tank	Benzene	180-45918-1	0.97	0.97	mg/L		0.25			Salt Lake City	2015
PWS Bulk Tank	Benzene	180-43570-1	0.98	0.98	mg/L		0.25			Salt Lake City	2015
PWS Bulk Tank	Benzene	180-52531-1	0.98	0.98	mg/L		0.25			Boise	2016
PWS Bulk Tank	Benzene	180-24465-1	1	1	mg/L		0.25			Dodge City	2013
PWS Bulk Tank	Benzene	180-59184-1	1.2	1.2	mg/L		0.25			Wichita	2016
PWS Bulk Tank	Benzene	180-76990-1	1.3	1.3	mg/L		0.25			Salt Lake City	2018
PWS Bulk Tank	Benzene	180-22095-1	1.5	1.5	mg/L		0.25			Grand Island	2013
PWS Bulk Tank	Benzene	180-36820-1	1.5	1.5	mg/L		0.25			Fargo	2014
PWS Bulk Tank	Benzene	180-49237-1	1.5	1.5	mg/L		0.25			Sacramento	2015
PWS Bulk Tank	Benzene	180-76364-1	1.5	1.5	mg/L		0.25			Lexington	2018
PWS Bulk Tank	Benzene	180-81162-1	1.6	1.6	mg/L		0.25			Tampa	2018
PWS Bulk Tank	Benzene	180-20979-1	2	2	mg/L		0.25			Boise	2013
PWS Bulk Tank	Benzene	180-42328-1	2	2	mg/L		0.25			Wichita	2015
PWS Bulk Tank	Benzene	180-77048-1	2	2	mg/L		0.25			Boise	2018
PWS Bulk Tank	Benzene	180-22924-1	2.1	2.1	mg/L		0.5			Wichita	2013
PWS Bulk Tank	Benzene	180-35936-1	2.3	2.3	mg/L		0.25			Wichita	2014
PWS Bulk Tank	Benzene	180-35964-1	4	4	mg/L		0.25			Sacramento	2014
PWS Bulk Tank	Benzene	180-58144-1	5.8	5.8	mg/L		0.25			Tampa	2016
PWS Bulk Tank	Benzene	180-74278-1	6.6	6.6	mg/L		0.25			Tallahassee	2018
PWS Bulk Tank	Benzene	180-25502-1	7	7	mg/L		0.25			Sacramento	2013
PWS Bulk Tank	Benzene	180-25502-1	50	25	mg/L	U	50			Sacramento	2013
PWS Bulk Tank	Bulk Density	180-81851-1	0.79	0.79	g/cc		0.01			Wichita	2018
PWS Bulk Tank	Cadmium	180-25784-1	0.016	0.016	mg/L	J	0.05			Santa Ana	2013
PWS Bulk Tank	Cadmium	180-42378-1	0.019	0.019	mg/L	J	0.5			Lexington	2015
PWS Bulk Tank	Cadmium	180-58610-1	0.05	0.025	mg/L	U	0.05			Sacramento	2016
PWS Bulk Tank	Cadmium	180-52531-1	0.027	0.027	mg/L	J	0.5			Boise	2016
PWS Bulk Tank	Cadmium	180-82329-1	0.045	0.045	mg/L	J	0.5			Fargo	2018
PWS Bulk Tank	Cadmium	180-76508-1	0.046	0.046	mg/L	J	0.5			Wichita	2018
PWS Bulk Tank	Cadmium	180-32302-1	0.057	0.057	mg/L	J B	0.5			Salt Lake City	2014
PWS Bulk Tank	Cadmium	180-24465-1	0.058	0.058	mg/L	J	0.5			Dodge City	2013
PWS Bulk Tank	Cadmium	180-70325-1	0.058	0.058	mg/L	J	0.5			Grand Island	2017
PWS Bulk Tank	Cadmium	180-68951-1	0.069	0.069	mg/L	J B	0.5			Bismarck	2017
PWS Bulk Tank	Cadmium	180-20709-1	0.071	0.071	mg/L	J	0.5			Salt Lake City	2013
PWS Bulk Tank	Cadmium	180-21042-1	0.075	0.075	mg/L	J	0.5			Bismarck	2013
PWS Bulk Tank	Cadmium	180-35828-1	0.075	0.075	mg/L	J B	0.5			Dodge City	2014
PWS Bulk Tank	Cadmium	180-54031-1	0.087	0.087	mg/L	J	0.5			Kaukauna	2016

PWS Bulk Tank	Cadmium	180-36820-1	0.093	0.093	mg/L	J B	0.5			Fargo	2014
PWS Bulk Tank	Cadmium	180-45918-1	0.093	0.093	mg/L	J B	0.5			Salt Lake City	2015
PWS Bulk Tank	Cadmium	180-36212-1	0.095	0.095	mg/L	J B	0.5			Omaha	2014
PWS Bulk Tank	Cadmium	180-53135-1	0.097	0.097	mg/L	J	0.5			Wichita	2016
PWS Bulk Tank	Cadmium	180-18801-1	0.1	0.1	mg/L	J	0.5			Dodge City	2013
PWS Bulk Tank	Cadmium	180-30864-1	0.1	0.1	mg/L	J B	0.5			Dodge City	2014
PWS Bulk Tank	Cadmium	180-81162-1	0.1	0.1	mg/L	J	0.5			Tampa	2018
PWS Bulk Tank	Cadmium	180-66575-1	0.11	0.11	mg/L	J	0.5			Lexington	2017
PWS Bulk Tank	Cadmium	180-76990-1	0.11	0.11	mg/L	J B	0.5			Salt Lake City	2018
PWS Bulk Tank	Cadmium	180-20206-1	0.12	0.12	mg/L	J	0.5			Lexington	2013
PWS Bulk Tank	Cadmium	180-76364-1	0.12	0.12	mg/L	J B	0.5			Lexington	2018
PWS Bulk Tank	Cadmium	180-74278-1	0.13	0.13	mg/L	J B	0.5			Tallahassee	2018
PWS Bulk Tank	Cadmium	180-77048-1	0.16	0.16	mg/L	J B	0.5			Boise	2018
PWS Bulk Tank	Cadmium	180-76746-1	0.17	0.17	mg/L	J B	0.5			Chandler	2018
PWS Bulk Tank	Cadmium	180-69236-1	0.18	0.18	mg/L	J	0.5			Omaha	2017
PWS Bulk Tank	Cadmium	180-57963-1	0.2	0.2	mg/L	J	0.5			Omaha	2016
PWS Bulk Tank	Cadmium	180-47806-1	0.21	0.21	mg/L	J	0.5			Wichita	2015
PWS Bulk Tank	Cadmium	180-20979-1	0.23	0.23	mg/L	J	0.5			Boise	2013
PWS Bulk Tank	Cadmium	180-59184-1	0.23	0.23	mg/L	J	0.5			Wichita	2016
PWS Bulk Tank	Cadmium	180-33747-1	0.24	0.24	mg/L	J	0.5			Grand Island	2014
PWS Bulk Tank	Cadmium	180-24284-1	0.25	0.25	mg/L	J	0.5			Omaha	2013
PWS Bulk Tank	Cadmium	180-25502-1	0.25	0.25	mg/L	J	0.5	36	58	Sacramento	2013
PWS Bulk Tank	Cadmium	180-49237-1	0.25	0.25	mg/L	J	0.5			Sacramento	2015
PWS Bulk Tank	Cadmium	180-48823-1	0.5	0.25	mg/L	U	0.5			Tallahassee	2015
PWS Bulk Tank	Cadmium	180-54965-1	0.5	0.25	mg/L	U	0.5			Archdale	2016
PWS Bulk Tank	Cadmium	180-67589-1	0.25	0.25	mg/L	J	0.5			Boise	2017
PWS Bulk Tank	Cadmium	180-82432-1	0.5	0.25	mg/L	U	0.5			Salisbury	2018
PWS Bulk Tank	Cadmium	180-68921-1	0.26	0.26	mg/L	J B	0.5			Wichita	2017
PWS Bulk Tank	Cadmium	180-81851-1	0.28	0.28	mg/L	J	0.5			Wichita	2018
PWS Bulk Tank	Cadmium	180-47630-1	0.3	0.3	mg/L	J	0.5			Omaha	2015
PWS Bulk Tank	Cadmium	180-35936-1	0.31	0.31	mg/L	J B	0.5			Wichita	2014
PWS Bulk Tank	Cadmium	180-65526-1	0.31	0.31	mg/L	J	0.5			Salt Lake City	2017
PWS Bulk Tank	Cadmium	180-30657-1	0.34	0.34	mg/L		0.05			Wichita	2014
PWS Bulk Tank	Cadmium	180-43570-1	0.34	0.34	mg/L	J	0.5			Salt Lake City	2015
PWS Bulk Tank	Cadmium	180-35964-1	0.35	0.35	mg/L	J B	0.5			Sacramento	2014
PWS Bulk Tank	Cadmium	180-64795-1	0.35	0.35	mg/L	J	0.5			Wichita	2017
PWS Bulk Tank	Cadmium	180-47865-1	0.36	0.36	mg/L	J	0.5			Bismarck	2015
PWS Bulk Tank	Cadmium	180-22924-1	0.38	0.38	mg/L	J	0.5			Wichita	2013
PWS Bulk Tank	Cadmium	180-42328-1	0.38	0.38	mg/L	J	0.5			Wichita	2015
PWS Bulk Tank	Cadmium	180-44036-1	0.47	0.47	mg/L	J	0.5			Grand Island	2015
PWS Bulk Tank	Cadmium	180-22095-1	0.49	0.49	mg/L	J	0.5			Grand Island	2013
PWS Bulk Tank	Cadmium	180-58144-1	0.49	0.49	mg/L	J B	0.5			Tampa	2016
PWS Bulk Tank	Cadmium	180-18872-1	0.5	0.5	mg/L		0.5			Wichita	2013
PWS Bulk Tank	Cadmium	180-53847-1	4.3	4.3	mg/L		0.5			Salt Lake City	2016
PWS Bulk Tank	Carbon Tetrachloride	180-25784-1	0.2	0.1	mg/L	U	0.2			Santa Ana	2013
PWS Bulk Tank	Carbon Tetrachloride	180-47806-1	0.2	0.1	mg/L	U	0.2			Wichita	2015
PWS Bulk Tank	Carbon Tetrachloride	180-58610-1	0.2	0.1	mg/L	U	0.2			Sacramento	2016
PWS Bulk Tank	Carbon Tetrachloride	180-53847-1	0.2	0.1	mg/L	U	0.2			Salt Lake City	2016
PWS Bulk Tank	Carbon Tetrachloride	180-21042-1	0.25	0.125	mg/L	U	0.25			Bismarck	2013
PWS Bulk Tank	Carbon Tetrachloride	180-20979-1	0.25	0.125	mg/L	U	0.25			Boise	2013
PWS Bulk Tank	Carbon Tetrachloride	180-24465-1	0.25	0.125	mg/L	U	0.25			Dodge City	2013
PWS Bulk Tank	Carbon Tetrachloride	180-18801-1	0.25	0.125	mg/L	U	0.25			Dodge City	2013
PWS Bulk Tank	Carbon Tetrachloride	180-22095-1	0.25	0.125	mg/L	U	0.25			Grand Island	2013
PWS Bulk Tank	Carbon Tetrachloride	180-20206-1	0.25	0.125	mg/L	U	0.25			Lexington	2013

PWS Bulk Tank	Carbon Tetrachloride	180-24284-1	0.25	0.125	mg/L	U	0.25			Omaha	2013
PWS Bulk Tank	Carbon Tetrachloride	180-25502-1	0.25	0.125	mg/L	U	0.25			Sacramento	2013
PWS Bulk Tank	Carbon Tetrachloride	180-20709-1	0.25	0.125	mg/L	U	0.25			Salt Lake City	2013
PWS Bulk Tank	Carbon Tetrachloride	180-35828-1	0.25	0.125	mg/L	U	0.25			Dodge City	2014
PWS Bulk Tank	Carbon Tetrachloride	180-36820-1	0.25	0.125	mg/L	U	0.25			Fargo	2014
PWS Bulk Tank	Carbon Tetrachloride	180-33747-1	0.25	0.125	mg/L	U	0.25			Grand Island	2014
PWS Bulk Tank	Carbon Tetrachloride	180-35964-1	0.25	0.125	mg/L	U	0.25			Sacramento	2014
PWS Bulk Tank	Carbon Tetrachloride	180-32302-1	0.25	0.125	mg/L	U	0.25			Salt Lake City	2014
PWS Bulk Tank	Carbon Tetrachloride	180-35936-1	0.25	0.125	mg/L	U	0.25			Wichita	2014
PWS Bulk Tank	Carbon Tetrachloride	180-47865-1	0.25	0.125	mg/L	U	0.25			Bismarck	2015
PWS Bulk Tank	Carbon Tetrachloride	180-42378-1	0.25	0.125	mg/L	U	0.25			Lexington	2015
PWS Bulk Tank	Carbon Tetrachloride	180-47630-1	0.25	0.125	mg/L	U	0.25			Omaha	2015
PWS Bulk Tank	Carbon Tetrachloride	180-49237-1	0.25	0.125	mg/L	U	0.25			Sacramento	2015
PWS Bulk Tank	Carbon Tetrachloride	180-43570-1	0.25	0.125	mg/L	U	0.25			Salt Lake City	2015
PWS Bulk Tank	Carbon Tetrachloride	180-45918-1	0.25	0.125	mg/L	U	0.25			Salt Lake City	2015
PWS Bulk Tank	Carbon Tetrachloride	180-48823-1	0.25	0.125	mg/L	U	0.25			Tallahassee	2015
PWS Bulk Tank	Carbon Tetrachloride	180-42328-1	0.25	0.125	mg/L	U	0.25			Wichita	2015
PWS Bulk Tank	Carbon Tetrachloride	180-52531-1	0.25	0.125	mg/L	U	0.25			Boise	2016
PWS Bulk Tank	Carbon Tetrachloride	180-54031-1	0.25	0.125	mg/L	U	0.25			Kaukauna	2016
PWS Bulk Tank	Carbon Tetrachloride	180-57963-1	0.25	0.125	mg/L	U	0.25			Omaha	2016
PWS Bulk Tank	Carbon Tetrachloride	180-58144-1	0.25	0.125	mg/L	U	0.25			Tampa	2016
PWS Bulk Tank	Carbon Tetrachloride	180-59184-1	0.25	0.125	mg/L	U	0.25			Wichita	2016
PWS Bulk Tank	Carbon tetrachloride	180-68951-1	0.25	0.125	mg/L	U	0.25			Bismarck	2017
PWS Bulk Tank	Carbon tetrachloride	180-67589-1	0.25	0.125	mg/L	U	0.25			Boise	2017
PWS Bulk Tank	Carbon tetrachloride	180-70325-1	0.25	0.125	mg/L	U	0.25			Grand Island	2017
PWS Bulk Tank	Carbon tetrachloride	180-66575-1	0.25	0.125	mg/L	U	0.25			Lexington	2017
PWS Bulk Tank	**Carbon tetrachloride**	**180-69236-1**	**0.25**	**0.125**	**mg/L**	**U**	**0.25**	**37**	**59**	**Omaha**	**2017**
PWS Bulk Tank	Carbon tetrachloride	180-65526-1	0.25	0.125	mg/L	U	0.25			Salt Lake City	2017
PWS Bulk Tank	Carbon tetrachloride	180-64795-1	0.25	0.125	mg/L	U	0.25			Wichita	2017
PWS Bulk Tank	Carbon tetrachloride	180-77048-1	0.25	0.125	mg/L	U	0.25			Boise	2018
PWS Bulk Tank	Carbon tetrachloride	180-76746-1	0.25	0.125	mg/L	U	0.25			Chandler	2018
PWS Bulk Tank	Carbon tetrachloride	180-82329-1	0.25	0.125	mg/L	U	0.25			Fargo	2018
PWS Bulk Tank	Carbon tetrachloride	180-76364-1	0.25	0.125	mg/L	U	0.25			Lexington	2018
PWS Bulk Tank	Carbon tetrachloride	180-82432-1	0.25	0.125	mg/L	U	0.25			Salisbury	2018
PWS Bulk Tank	Carbon tetrachloride	180-76990-1	0.25	0.125	mg/L	U	0.25			Salt Lake City	2018
PWS Bulk Tank	Carbon tetrachloride	180-81162-1	0.25	0.125	mg/L	U	0.25			Tampa	2018
PWS Bulk Tank	Carbon tetrachloride	180-76508-1	0.25	0.125	mg/L	U	0.25			Wichita	2018
PWS Bulk Tank	Carbon tetrachloride	180-74278-1	0.25	0.125	mg/L	U	0.25			Tallahassee	2018
PWS Bulk Tank	Carbon Tetrachloride	180-18872-1	0.5	0.25	mg/L	U	0.5			Wichita	2013
PWS Bulk Tank	Carbon Tetrachloride	180-22924-1	0.5	0.25	mg/L	U	0.5			Wichita	2013
PWS Bulk Tank	Carbon Tetrachloride	180-30864-1	0.5	0.25	mg/L	U	0.5			Dodge City	2014
PWS Bulk Tank	Carbon Tetrachloride	180-36212-1	0.5	0.25	mg/L	U	0.5			Omaha	2014
PWS Bulk Tank	Carbon Tetrachloride	180-44036-1	0.5	0.25	mg/L	U	0.5			Grand Island	2015
PWS Bulk Tank	Carbon Tetrachloride	180-54965-1	0.5	0.25	mg/L	U	0.5			Archdale	2016
PWS Bulk Tank	Carbon Tetrachloride	180-53135-1	0.5	0.25	mg/L	U	0.5			Wichita	2016
PWS Bulk Tank	Carbon tetrachloride	180-68921-1	0.5	0.25	mg/L	U	0.5			Wichita	2017
PWS Bulk Tank	Carbon tetrachloride	180-81851-1	0.5	0.25	mg/L	U	0.5			Wichita	2018
PWS Bulk Tank	Carbon Tetrachloride	180-30657-1	1	0.5	mg/L	U	1			Wichita	2014
PWS Bulk Tank	Carbon Tetrachloride	180-25502-1	50	25	mg/L	U	50			Sacramento	2013
PWS Bulk Tank	Chlorobenzene	180-25784-1	0.2	0.1	mg/L	U	0.2			Santa Ana	2013
PWS Bulk Tank	Chlorobenzene	180-47806-1	0.2	0.1	mg/L	U	0.2			Wichita	2015
PWS Bulk Tank	Chlorobenzene	180-58610-1	0.2	0.1	mg/L	U	0.2			Sacramento	2016
PWS Bulk Tank	Chlorobenzene	180-53847-1	0.2	0.1	mg/L	U	0.2			Salt Lake City	2016
PWS Bulk Tank	Chlorobenzene	180-21042-1	0.25	0.125	mg/L	U	0.25			Bismarck	2013

PWS Bulk Tank	Chlorobenzene	180-20979-1	0.25	0.125	mg/L	U	0.25			Boise	2013
PWS Bulk Tank	Chlorobenzene	180-24465-1	0.25	0.125	mg/L	U	0.25			Dodge City	2013
PWS Bulk Tank	Chlorobenzene	180-18801-1	0.25	0.125	mg/L	U	0.25			Dodge City	2013
PWS Bulk Tank	Chlorobenzene	180-22095-1	0.25	0.125	mg/L	U	0.25			Grand Island	2013
PWS Bulk Tank	Chlorobenzene	180-20206-1	0.25	0.125	mg/L	U	0.25			Lexington	2013
PWS Bulk Tank	Chlorobenzene	180-24284-1	0.25	0.125	mg/L	U	0.25			Omaha	2013
PWS Bulk Tank	Chlorobenzene	180-25502-1	0.25	0.125	mg/L	U	0.25			Sacramento	2013
PWS Bulk Tank	Chlorobenzene	180-20709-1	0.25	0.125	mg/L	U	0.25			Salt Lake City	2013
PWS Bulk Tank	Chlorobenzene	180-35828-1	0.25	0.125	mg/L	U	0.25			Dodge City	2014
PWS Bulk Tank	Chlorobenzene	180-36820-1	0.25	0.125	mg/L	U	0.25			Fargo	2014
PWS Bulk Tank	Chlorobenzene	180-33747-1	0.25	0.125	mg/L	U	0.25			Grand Island	2014
PWS Bulk Tank	Chlorobenzene	180-35964-1	0.25	0.125	mg/L	U	0.25			Sacramento	2014
PWS Bulk Tank	Chlorobenzene	180-32302-1	0.25	0.125	mg/L	U	0.25			Salt Lake City	2014
PWS Bulk Tank	Chlorobenzene	180-35936-1	0.25	0.125	mg/L	U	0.25			Wichita	2014
PWS Bulk Tank	Chlorobenzene	180-47865-1	0.25	0.125	mg/L	U	0.25			Bismarck	2015
PWS Bulk Tank	Chlorobenzene	180-42378-1	0.25	0.125	mg/L	U	0.25			Lexington	2015
PWS Bulk Tank	Chlorobenzene	180-47630-1	0.25	0.125	mg/L	U	0.25			Omaha	2015
PWS Bulk Tank	Chlorobenzene	180-49237-1	0.25	0.125	mg/L	U	0.25			Sacramento	2015
PWS Bulk Tank	Chlorobenzene	180-43570-1	0.25	0.125	mg/L	U	0.25			Salt Lake City	2015
PWS Bulk Tank	Chlorobenzene	180-45918-1	0.25	0.125	mg/L	U	0.25			Salt Lake City	2015
PWS Bulk Tank	Chlorobenzene	180-48823-1	0.25	0.125	mg/L	U	0.25			Tallahassee	2015
PWS Bulk Tank	Chlorobenzene	180-42328-1	0.25	0.125	mg/L	U	0.25			Wichita	2015
PWS Bulk Tank	Chlorobenzene	180-52531-1	0.25	0.125	mg/L	U	0.25			Boise	2016
PWS Bulk Tank	Chlorobenzene	180-54031-1	0.25	0.125	mg/L	U	0.25			Kaukauna	2016
PWS Bulk Tank	Chlorobenzene	180-57963-1	0.25	0.125	mg/L	U	0.25			Omaha	2016
PWS Bulk Tank	Chlorobenzene	180-58144-1	0.25	0.125	mg/L	U	0.25			Tampa	2016
PWS Bulk Tank	Chlorobenzene	180-59184-1	0.25	0.125	mg/L	U	0.25			Wichita	2016
PWS Bulk Tank	Chlorobenzene	180-68951-1	0.25	0.125	mg/L	U	0.25			Bismarck	2017
PWS Bulk Tank	Chlorobenzene	180-67589-1	0.25	0.125	mg/L	U	0.25			Boise	2017
PWS Bulk Tank	Chlorobenzene	180-70325-1	0.25	0.125	mg/L	U	0.25			Grand Island	2017
PWS Bulk Tank	Chlorobenzene	180-66575-1	0.25	0.125	mg/L	U	0.25			Lexington	2017
PWS Bulk Tank	**Chlorobenzene**	**180-69236-1**	**0.25**	**0.125**	**mg/L**	**U**	**0.25**	**37**	**59**	**Omaha**	**2017**
PWS Bulk Tank	Chlorobenzene	180-65526-1	0.25	0.125	mg/L	U	0.25			Salt Lake City	2017
PWS Bulk Tank	Chlorobenzene	180-64795-1	0.25	0.125	mg/L	U	0.25			Wichita	2017
PWS Bulk Tank	Chlorobenzene	180-77048-1	0.25	0.125	mg/L	U	0.25			Boise	2018
PWS Bulk Tank	Chlorobenzene	180-76746-1	0.25	0.125	mg/L	U	0.25			Chandler	2018
PWS Bulk Tank	Chlorobenzene	180-82329-1	0.25	0.125	mg/L	U	0.25			Fargo	2018
PWS Bulk Tank	Chlorobenzene	180-76364-1	0.25	0.125	mg/L	U	0.25			Lexington	2018
PWS Bulk Tank	Chlorobenzene	180-82432-1	0.25	0.125	mg/L	U	0.25			Salisbury	2018
PWS Bulk Tank	Chlorobenzene	180-76990-1	0.25	0.125	mg/L	U	0.25			Salt Lake City	2018
PWS Bulk Tank	Chlorobenzene	180-81162-1	0.25	0.125	mg/L	U	0.25			Tampa	2018
PWS Bulk Tank	Chlorobenzene	180-76508-1	0.25	0.125	mg/L	U	0.25			Wichita	2018
PWS Bulk Tank	Chlorobenzene	180-74278-1	0.25	0.125	mg/L	U	0.25			Tallahassee	2018
PWS Bulk Tank	Chlorobenzene	180-18872-1	0.5	0.25	mg/L	U	0.5			Wichita	2013
PWS Bulk Tank	Chlorobenzene	180-22924-1	0.5	0.25	mg/L	U	0.5			Wichita	2013
PWS Bulk Tank	Chlorobenzene	180-30864-1	0.5	0.25	mg/L	U	0.5			Dodge City	2014
PWS Bulk Tank	Chlorobenzene	180-36212-1	0.5	0.25	mg/L	U	0.5			Omaha	2014
PWS Bulk Tank	Chlorobenzene	180-44036-1	0.5	0.25	mg/L	U	0.5			Grand Island	2015
PWS Bulk Tank	Chlorobenzene	180-54965-1	0.5	0.25	mg/L	U	0.5			Archdale	2016
PWS Bulk Tank	Chlorobenzene	180-53135-1	0.5	0.25	mg/L	U	0.5			Wichita	2016
PWS Bulk Tank	Chlorobenzene	180-68921-1	0.5	0.25	mg/L	U	0.5			Wichita	2017
PWS Bulk Tank	Chlorobenzene	180-81851-1	0.36	0.36	mg/L	J	0.5			Wichita	2018
PWS Bulk Tank	Chlorobenzene	180-30657-1	1	0.5	mg/L	U	1			Wichita	2014
PWS Bulk Tank	Chlorobenzene	180-25502-1	50	25	mg/L	U	50			Sacramento	2013

PWS Bulk Tank	Chloroform	180-25784-1	0.2	0.1	mg/L	U	0.2			Santa Ana	2013
PWS Bulk Tank	Chloroform	180-47806-1	0.2	0.1	mg/L	U	0.2			Wichita	2015
PWS Bulk Tank	Chloroform	180-58610-1	0.2	0.1	mg/L	U	0.2			Sacramento	2016
PWS Bulk Tank	Chloroform	180-53847-1	0.2	0.1	mg/L	U	0.2			Salt Lake City	2016
PWS Bulk Tank	Chloroform	180-21042-1	1	0.5	mg/L	U	1			Bismarck	2013
PWS Bulk Tank	Chloroform	180-20979-1	1	0.5	mg/L	U	1			Boise	2013
PWS Bulk Tank	Chloroform	180-24465-1	1	0.5	mg/L	U	1			Dodge City	2013
PWS Bulk Tank	Chloroform	180-18801-1	1	0.5	mg/L	U	1			Dodge City	2013
PWS Bulk Tank	Chloroform	180-22095-1	1	0.5	mg/L	U	1			Grand Island	2013
PWS Bulk Tank	Chloroform	180-20206-1	1	0.5	mg/L	U	1			Lexington	2013
PWS Bulk Tank	Chloroform	180-24284-1	1	0.5	mg/L	U	1			Omaha	2013
PWS Bulk Tank	Chloroform	180-25502-1	1	0.5	mg/L	U	1			Sacramento	2013
PWS Bulk Tank	Chloroform	180-20709-1	1	0.5	mg/L	U	1			Salt Lake City	2013
PWS Bulk Tank	Chloroform	180-35828-1	1	0.5	mg/L	U	1			Dodge City	2014
PWS Bulk Tank	Chloroform	180-36820-1	1	0.5	mg/L	U	1			Fargo	2014
PWS Bulk Tank	Chloroform	180-33747-1	1	0.5	mg/L	U	1			Grand Island	2014
PWS Bulk Tank	Chloroform	180-35964-1	1	0.5	mg/L	U	1			Sacramento	2014
PWS Bulk Tank	Chloroform	180-32302-1	1	0.5	mg/L	U	1			Salt Lake City	2014
PWS Bulk Tank	Chloroform	180-30657-1	1	0.5	mg/L	U	1			Wichita	2014
PWS Bulk Tank	Chloroform	180-35936-1	1	0.5	mg/L	U	1			Wichita	2014
PWS Bulk Tank	Chloroform	180-47865-1	1	0.5	mg/L	U	1			Bismarck	2015
PWS Bulk Tank	Chloroform	180-42378-1	1	0.5	mg/L	U	1			Lexington	2015
PWS Bulk Tank	Chloroform	180-47630-1	1	0.5	mg/L	U	1			Omaha	2015
PWS Bulk Tank	Chloroform	180-49237-1	1	0.5	mg/L	U	1			Sacramento	2015
PWS Bulk Tank	Chloroform	180-43570-1	1	0.5	mg/L	U	1			Salt Lake City	2015
PWS Bulk Tank	Chloroform	180-45918-1	1	0.5	mg/L	U	1			Salt Lake City	2015
PWS Bulk Tank	Chloroform	180-48823-1	1	0.5	mg/L	U	1			Tallahassee	2015
PWS Bulk Tank	Chloroform	180-42328-1	1	0.5	mg/L	U	1			Wichita	2015
PWS Bulk Tank	Chloroform	180-52531-1	1	0.5	mg/L	U	1			Boise	2016
PWS Bulk Tank	Chloroform	180-54031-1	1	0.5	mg/L	U	1			Kaukauna	2016
PWS Bulk Tank	Chloroform	180-57963-1	1	0.5	mg/L	U	1			Omaha	2016
PWS Bulk Tank	Chloroform	180-58144-1	1	0.5	mg/L	U	1			Tampa	2016
PWS Bulk Tank	Chloroform	180-59184-1	1	0.5	mg/L	U	1			Wichita	2016
PWS Bulk Tank	Chloroform	180-68951-1	1	0.5	mg/L	U	1			Bismarck	2017
PWS Bulk Tank	Chloroform	180-67589-1	1	0.5	mg/L	U	1			Boise	2017
PWS Bulk Tank	Chloroform	180-70325-1	1	0.5	mg/L	U	1			Grand Island	2017
PWS Bulk Tank	Chloroform	180-66575-1	1	0.5	mg/L	U	1	37	59	Lexington	2017
PWS Bulk Tank	Chloroform	180-69236-1	1	0.5	mg/L	U	1			Omaha	2017
PWS Bulk Tank	Chloroform	180-65526-1	1	0.5	mg/L	U	1			Salt Lake City	2017
PWS Bulk Tank	Chloroform	180-64795-1	1	0.5	mg/L	U	1			Wichita	2017
PWS Bulk Tank	Chloroform	180-77048-1	1	0.5	mg/L	U	1			Boise	2018
PWS Bulk Tank	Chloroform	180-76746-1	1	0.5	mg/L	U	1			Chandler	2018
PWS Bulk Tank	Chloroform	180-82329-1	1	0.5	mg/L	U	1			Fargo	2018
PWS Bulk Tank	Chloroform	180-76364-1	1	0.5	mg/L	U	1			Lexington	2018
PWS Bulk Tank	Chloroform	180-82432-1	1	0.5	mg/L	U	1			Salisbury	2018
PWS Bulk Tank	Chloroform	180-76990-1	1	0.5	mg/L	U	1			Salt Lake City	2018
PWS Bulk Tank	Chloroform	180-81162-1	1	0.5	mg/L	U	1			Tampa	2018
PWS Bulk Tank	Chloroform	180-76508-1	1	0.5	mg/L	U	1			Wichita	2018
PWS Bulk Tank	Chloroform	180-74278-1	1	0.5	mg/L	U	1			Tallahassee	2018
PWS Bulk Tank	Chloroform	180-18872-1	2	1	mg/L	U	2			Wichita	2013
PWS Bulk Tank	Chloroform	180-22924-1	2	1	mg/L	U	2			Wichita	2013
PWS Bulk Tank	Chloroform	180-30864-1	2	1	mg/L	U	2			Dodge City	2014
PWS Bulk Tank	Chloroform	180-36212-1	2	1	mg/L	U	2			Omaha	2014
PWS Bulk Tank	Chloroform	180-44036-1	2	1	mg/L	U	2			Grand Island	2015

PWS Bulk Tank	Chloroform	180-54965-1	2	1	mg/L	U	2			Archdale	2016
PWS Bulk Tank	Chloroform	180-53135-1	2	1	mg/L	U	2			Wichita	2016
PWS Bulk Tank	Chloroform	180-68921-1	2	1	mg/L	U	2			Wichita	2017
PWS Bulk Tank	Chloroform	180-81851-1	2	1	mg/L	U	2			Wichita	2018
PWS Bulk Tank	Chloroform	180-25502-1	200	100	mg/L	U	200			Sacramento	2013
PWS Bulk Tank	Chromium	180-25784-1	0.0097	0.0097	mg/L	J B	0.05			Santa Ana	2013
PWS Bulk Tank	Chromium	180-30657-1	0.014	0.014	mg/L	J	0.05			Wichita	2014
PWS Bulk Tank	Chromium	180-47806-1	0.019	0.019	mg/L	J	0.5			Wichita	2015
PWS Bulk Tank	Chromium	180-58610-1	0.05	0.025	mg/L	U	0.05			Sacramento	2016
PWS Bulk Tank	Chromium	180-53847-1	0.046	0.046	mg/L	J	0.5			Salt Lake City	2016
PWS Bulk Tank	Chromium	180-58144-1	0.085	0.085	mg/L	J	0.5			Tampa	2016
PWS Bulk Tank	Chromium	180-32302-1	0.086	0.086	mg/L	J	0.5			Salt Lake City	2014
PWS Bulk Tank	Chromium	180-59184-1	0.086	0.086	mg/L	J	0.5			Wichita	2016
PWS Bulk Tank	Chromium	180-36212-1	0.087	0.087	mg/L	J	0.5			Omaha	2014
PWS Bulk Tank	Chromium	180-36820-1	0.088	0.088	mg/L	J	0.5			Fargo	2014
PWS Bulk Tank	Chromium	180-45918-1	0.089	0.089	mg/L	J	0.5			Salt Lake City	2015
PWS Bulk Tank	Chromium	180-35964-1	0.094	0.094	mg/L	J	0.5			Sacramento	2014
PWS Bulk Tank	Chromium	180-82432-1	0.098	0.098	mg/L	J	0.5			Salisbury	2018
PWS Bulk Tank	Chromium	180-20709-1	0.1	0.1	mg/L	J	0.5			Salt Lake City	2013
PWS Bulk Tank	Chromium	180-49237-1	0.1	0.1	mg/L	J	0.5			Sacramento	2015
PWS Bulk Tank	Chromium	180-42328-1	0.1	0.1	mg/L	J	0.5			Wichita	2015
PWS Bulk Tank	Chromium	180-74278-1	0.1	0.1	mg/L	J	0.5			Tallahassee	2018
PWS Bulk Tank	Chromium	180-35828-1	0.11	0.11	mg/L	J	0.5			Dodge City	2014
PWS Bulk Tank	Chromium	180-47630-1	0.11	0.11	mg/L	J	0.5			Omaha	2015
PWS Bulk Tank	Chromium	180-66575-1	0.11	0.11	mg/L	J B	0.5			Lexington	2017
PWS Bulk Tank	Chromium	180-25502-1	0.12	0.12	mg/L	J	0.5			Sacramento	2013
PWS Bulk Tank	Chromium	180-76508-1	0.12	0.12	mg/L	J	0.5			Wichita	2018
PWS Bulk Tank	Chromium	180-68951-1	0.13	0.13	mg/L	J	0.5			Bismarck	2017
PWS Bulk Tank	Chromium	180-82329-1	0.13	0.13	mg/L	J	0.5			Fargo	2018
PWS Bulk Tank	Chromium	180-76990-1	0.13	0.13	mg/L	J	0.5			Salt Lake City	2018
PWS Bulk Tank	Chromium	180-20206-1	0.14	0.14	mg/L	J	0.5			Lexington	2013
PWS Bulk Tank	Chromium	180-70325-1	0.14	0.14	mg/L	J	0.5			Grand Island	2017
PWS Bulk Tank	Chromium	180-76364-1	0.14	0.14	mg/L	J B	0.5			Lexington	2018
PWS Bulk Tank	Chromium	180-24465-1	0.15	0.15	mg/L	J	0.5			Dodge City	2013
PWS Bulk Tank	Chromium	180-54031-1	0.15	0.15	mg/L	J B	0.5			Kaukauna	2016
PWS Bulk Tank	Chromium	180-69236-1	0.15	0.15	mg/L	J	0.5			Omaha	2017
PWS Bulk Tank	Chromium	180-64795-1	0.16	0.16	mg/L	J	0.5			Wichita	2017
PWS Bulk Tank	Chromium	180-77048-1	0.16	0.16	mg/L	J	0.5			Boise	2018
PWS Bulk Tank	Chromium	180-81162-1	0.17	0.17	mg/L	J B	0.5			Tampa	2018
PWS Bulk Tank	Chromium	180-81851-1	0.18	0.18	mg/L	J B	0.5			Wichita	2018
PWS Bulk Tank	Chromium	180-22924-1	0.19	0.19	mg/L	J	0.5	36	58	Wichita	2013
PWS Bulk Tank	Chromium	180-57963-1	0.2	0.2	mg/L	J	0.5			Omaha	2016
PWS Bulk Tank	Chromium	180-65526-1	0.2	0.2	mg/L	J	0.5			Salt Lake City	2017
PWS Bulk Tank	Chromium	180-21042-1	0.23	0.23	mg/L	J	0.5			Bismarck	2013
PWS Bulk Tank	Chromium	180-68921-1	0.24	0.24	mg/L	J	0.5			Wichita	2017
PWS Bulk Tank	Chromium	180-20979-1	0.5	0.25	mg/L	U	0.5			Boise	2013
PWS Bulk Tank	Chromium	180-18801-1	0.5	0.25	mg/L	U	0.5			Dodge City	2013
PWS Bulk Tank	Chromium	180-18872-1	0.5	0.25	mg/L	U	0.5			Wichita	2013
PWS Bulk Tank	Chromium	180-30864-1	0.5	0.25	mg/L	U	0.5			Dodge City	2014
PWS Bulk Tank	Chromium	180-35936-1	0.5	0.25	mg/L	U	0.5			Wichita	2014
PWS Bulk Tank	Chromium	180-42378-1	0.5	0.25	mg/L	U	0.5			Lexington	2015
PWS Bulk Tank	Chromium	180-43570-1	0.5	0.25	mg/L	U	0.5			Salt Lake City	2015
PWS Bulk Tank	Chromium	180-48823-1	0.5	0.25	mg/L	U	0.5			Tallahassee	2015
PWS Bulk Tank	Chromium	180-52531-1	0.5	0.25	mg/L	U	0.5			Boise	2016

PWS Bulk Tank	Chromium	180-76746-1	0.5	0.25	mg/L	U	0.5			Chandler	2018
PWS Bulk Tank	Chromium	180-24284-1	0.34	0.34	mg/L	J	0.5			Omaha	2013
PWS Bulk Tank	Chromium	180-67589-1	0.38	0.38	mg/L	J B	0.5			Boise	2017
PWS Bulk Tank	Chromium	180-33747-1	0.54	0.54	mg/L		0.5			Grand Island	2014
PWS Bulk Tank	Chromium	180-47865-1	0.56	0.56	mg/L	B	0.5			Bismarck	2015
PWS Bulk Tank	Chromium	180-22095-1	0.86	0.86	mg/L		0.5			Grand Island	2013
PWS Bulk Tank	Chromium	180-44036-1	1.1	1.1	mg/L		0.5			Grand Island	2015
PWS Bulk Tank	Chromium	180-54965-1	1.2	1.2	mg/L	B	0.5			Archdale	2016
PWS Bulk Tank	Chromium	180-53135-1	5.3	5.3	mg/L		0.5			Wichita	2016
PWS Bulk Tank	Flashpoint	180-25784-1	>140	>140	Degrees F					Santa Ana	2013
PWS Bulk Tank	Flashpoint	180-47806-1	>140	>140	Degrees F					Wichita	2015
PWS Bulk Tank	Flashpoint	180-53847-1	>140	>140	Degrees F					Salt Lake City	2016
PWS Bulk Tank	Flashpoint	180-68921-1	> 200	> 200	Degrees F		1			Wichita	2017
PWS Bulk Tank	Flashpoint	180-47865-1	165	165	Degrees F		1			Bismarck	2015
PWS Bulk Tank	Flashpoint	180-82432-1	164	164	Degrees F		1			Salisbury	2018
PWS Bulk Tank	Flashpoint	180-57963-1	160	160	Degrees F		1			Omaha	2016
PWS Bulk Tank	Flashpoint	180-58144-1	160	160	Degrees F		1			Tampa	2016
PWS Bulk Tank	Flashpoint	180-74278-1	160	160	Degrees F		1			Tallahassee	2018
PWS Bulk Tank	Flashpoint	180-53135-1	157	157	Degrees F		1			Wichita	2016
PWS Bulk Tank	Flashpoint	180-81162-1	157	157	Degrees F		1			Tampa	2018
PWS Bulk Tank	Flashpoint	180-82329-1	156	156	Degrees F		1			Fargo	2018
PWS Bulk Tank	Flashpoint	180-66575-1	155	155	Degrees F		1			Lexington	2017
PWS Bulk Tank	Flashpoint	180-64795-1	155	155	Degrees F		1			Wichita	2017
PWS Bulk Tank	Flashpoint	180-76364-1	155	155	Degrees F		1			Lexington	2018
PWS Bulk Tank	Flashpoint	180-68951-1	154	154	Degrees F		1			Bismarck	2017
PWS Bulk Tank	Flashpoint	180-35828-1	153	153	Degrees F		1			Dodge City	2014
PWS Bulk Tank	Flashpoint	180-81851-1	153	153	Degrees F		1			Wichita	2018
PWS Bulk Tank	Flashpoint	180-48823-1	152	152	Degrees F		1			Tallahassee	2015
PWS Bulk Tank	Flashpoint	180-59184-1	152	152	Degrees F		1			Wichita	2016
PWS Bulk Tank	Flashpoint	180-65526-1	152	152	Degrees F		1			Salt Lake City	2017
PWS Bulk Tank	Flashpoint	180-76746-1	152	152	Degrees F		1			Chandler	2018
PWS Bulk Tank	Flashpoint	180-21042-1	151	151	Degrees F					Bismarck	2013
PWS Bulk Tank	Flashpoint	180-18801-1	151	151	Degrees F					Dodge City	2013
PWS Bulk Tank	Flashpoint	180-20206-1	151	151	Degrees F					Lexington	2013
PWS Bulk Tank	Flashpoint	180-30864-1	151	151	Degrees F		1			Dodge City	2014
PWS Bulk Tank	Flashpoint	180-36212-1	151	151	Degrees F		1			Omaha	2014
PWS Bulk Tank	Flashpoint	180-52531-1	151	151	Degrees F		1	36	58	Boise	2016
PWS Bulk Tank	Flashpoint	180-42378-1	150	150	Degrees F		1			Lexington	2015
PWS Bulk Tank	Flashpoint	180-58610-1	150	150	Degrees F		1			Sacramento	2016
PWS Bulk Tank	Flashpoint	180-69236-1	150	150	Degrees F		1			Omaha	2017
PWS Bulk Tank	Flashpoint	180-24465-1	149	149	Degrees F					Dodge City	2013
PWS Bulk Tank	Flashpoint	180-24284-1	149	149	Degrees F					Omaha	2013
PWS Bulk Tank	Flashpoint	180-33747-1	149	149	Degrees F		1			Grand Island	2014
PWS Bulk Tank	Flashpoint	180-47630-1	149	149	Degrees F		1			Omaha	2015
PWS Bulk Tank	Flashpoint	180-45918-1	149	149	Degrees F		1			Salt Lake City	2015
PWS Bulk Tank	Flashpoint	180-36820-1	148	148	Degrees F		1			Fargo	2014
PWS Bulk Tank	Flashpoint	180-54031-1	148	148	Degrees F		1			Kaukauna	2016
PWS Bulk Tank	Flashpoint	180-70325-1	148	148	Degrees F		1			Grand Island	2017
PWS Bulk Tank	Flashpoint	180-77048-1	148	148	Degrees F		1			Boise	2018
PWS Bulk Tank	Flashpoint	180-20979-1	147	147	Degrees F					Boise	2013
PWS Bulk Tank	Flashpoint	180-22924-1	147	147	Degrees F					Wichita	2013
PWS Bulk Tank	Flashpoint	180-44036-1	147	147	Degrees F		1			Grand Island	2015
PWS Bulk Tank	Flashpoint	180-43570-1	147	147	Degrees F		1			Salt Lake City	2015
PWS Bulk Tank	Flashpoint	180-22095-1	146	146	Degrees F					Grand Island	2013

PWS Bulk Tank	Flashpoint	180-67589-1	146	146	Degrees F		1			Boise	2017
PWS Bulk Tank	Flashpoint	180-76990-1	146	146	Degrees F		1			Salt Lake City	2018
PWS Bulk Tank	Flashpoint	180-35964-1	145	145	Degrees F		1			Sacramento	2014
PWS Bulk Tank	Flashpoint	180-42328-1	144	144	Degrees F		1			Wichita	2015
PWS Bulk Tank	Flashpoint	180-18872-1	143	143	Degrees F					Wichita	2013
PWS Bulk Tank	Flashpoint	180-32302-1	143	143	Degrees F		1			Salt Lake City	2014
PWS Bulk Tank	Flashpoint	180-54965-1	141	141	Degrees F		1			Archdale	2016
PWS Bulk Tank	Flashpoint	180-20709-1	140	140	Degrees F					Salt Lake City	2013
PWS Bulk Tank	Flashpoint	180-35936-1	139	139	Degrees F		1			Wichita	2014
PWS Bulk Tank	Flashpoint	180-76508-1	139	139	Degrees F		1			Wichita	2018
PWS Bulk Tank	Flashpoint	180-30657-1	138	138	Degrees F		1			Wichita	2014
PWS Bulk Tank	Flashpoint	180-25502-1	133	133	Degrees F					Sacramento	2013
PWS Bulk Tank	Flashpoint	180-49237-1	133	133	Degrees F		1			Sacramento	2015
PWS Bulk Tank	Halogens, Extractable Organic	180-47865-1	69	69	mg/Kg	J	200			Bismarck	2015
PWS Bulk Tank	Halogens, Extractable Organic	180-21042-1	910	910	mg/Kg		200			Bismarck	2013
PWS Bulk Tank	Hexachlorobenzene	180-47806-1	0.05	0.025	mg/L	U	0.05			Wichita	2015
PWS Bulk Tank	Hexachlorobenzene	180-53847-1	0.05	0.025	mg/L	U	0.05			Salt Lake City	2016
PWS Bulk Tank	Hexachlorobenzene	180-21042-1	0.1	0.05	mg/L	U	0.1			Bismarck	2013
PWS Bulk Tank	Hexachlorobenzene	180-20979-1	0.1	0.05	mg/L	U	0.1			Boise	2013
PWS Bulk Tank	Hexachlorobenzene	180-24465-1	0.1	0.05	mg/L	U	0.1			Dodge City	2013
PWS Bulk Tank	Hexachlorobenzene	180-18801-1	0.1	0.05	mg/L	U	0.1			Dodge City	2013
PWS Bulk Tank	Hexachlorobenzene	180-22095-1	0.1	0.05	mg/L	U	0.1			Grand Island	2013
PWS Bulk Tank	Hexachlorobenzene	180-24284-1	0.1	0.05	mg/L	U	0.1			Omaha	2013
PWS Bulk Tank	Hexachlorobenzene	180-18872-1	0.1	0.05	mg/L	U	0.1			Wichita	2013
PWS Bulk Tank	Hexachlorobenzene	180-22924-1	0.1	0.05	mg/L	U	0.1			Wichita	2013
PWS Bulk Tank	Hexachlorobenzene	180-30864-1	0.13	0.065	mg/L	U	0.13			Dodge City	2014
PWS Bulk Tank	Hexachlorobenzene	180-35828-1	0.13	0.065	mg/L	U	0.13			Dodge City	2014
PWS Bulk Tank	Hexachlorobenzene	180-36820-1	0.13	0.065	mg/L	U	0.13			Fargo	2014
PWS Bulk Tank	Hexachlorobenzene	180-33747-1	0.13	0.065	mg/L	U	0.13			Grand Island	2014
PWS Bulk Tank	Hexachlorobenzene	180-36212-1	0.13	0.065	mg/L	U	0.13			Omaha	2014
PWS Bulk Tank	Hexachlorobenzene	180-35964-1	0.13	0.065	mg/L	U	0.13			Sacramento	2014
PWS Bulk Tank	Hexachlorobenzene	180-32302-1	0.13	0.065	mg/L	U	0.13			Salt Lake City	2014
PWS Bulk Tank	Hexachlorobenzene	180-35936-1	0.13	0.065	mg/L	U	0.13			Wichita	2014
PWS Bulk Tank	Hexachlorobenzene	180-47865-1	0.13	0.065	mg/L	U	0.13			Bismarck	2015
PWS Bulk Tank	Hexachlorobenzene	180-44036-1	0.13	0.065	mg/L	U	0.13			Grand Island	2015
PWS Bulk Tank	Hexachlorobenzene	180-42378-1	0.13	0.065	mg/L	U	0.13			Lexington	2015
PWS Bulk Tank	Hexachlorobenzene	180-47630-1	0.13	0.065	mg/L	U	0.13			Omaha	2015
PWS Bulk Tank	Hexachlorobenzene	180-49237-1	0.13	0.065	mg/L	U	0.13			Sacramento	2015
PWS Bulk Tank	Hexachlorobenzene	180-43570-1	0.13	0.065	mg/L	U	0.13			Salt Lake City	2015
PWS Bulk Tank	Hexachlorobenzene	180-45918-1	0.13	0.065	mg/L	U	0.13			Salt Lake City	2015
PWS Bulk Tank	Hexachlorobenzene	180-48823-1	0.13	0.065	mg/L	U	0.13			Tallahassee	2015
PWS Bulk Tank	Hexachlorobenzene	180-42328-1	0.13	0.065	mg/L	U	0.13			Wichita	2015
PWS Bulk Tank	Hexachlorobenzene	180-54965-1	0.13	0.065	mg/L	U	0.13			Archdale	2016
PWS Bulk Tank	Hexachlorobenzene	180-52531-1	0.13	0.065	mg/L	U	0.13			Boise	2016
PWS Bulk Tank	Hexachlorobenzene	180-54031-1	0.13	0.065	mg/L	U	0.13			Kaukauna	2016
PWS Bulk Tank	Hexachlorobenzene	180-57963-1	0.13	0.065	mg/L	U	0.13			Omaha	2016
PWS Bulk Tank	Hexachlorobenzene	180-58144-1	0.13	0.065	mg/L	U	0.13			Tampa	2016
PWS Bulk Tank	Hexachlorobenzene	180-59184-1	0.13	0.065	mg/L	U	0.13			Wichita	2016
PWS Bulk Tank	Hexachlorobenzene	180-68951-1	0.13	0.065	mg/L	U	0.13			Bismarck	2017
PWS Bulk Tank	**Hexachlorobenzene**	**180-67589-1**	**0.13**	**0.065**	**mg/L**	**U**	**0.13**	**35**	**55**	**Boise**	**2017**
PWS Bulk Tank	Hexachlorobenzene	180-70325-1	0.13	0.065	mg/L	U	0.13			Grand Island	2017
PWS Bulk Tank	Hexachlorobenzene	180-66575-1	0.13	0.065	mg/L	U	0.13			Lexington	2017
PWS Bulk Tank	Hexachlorobenzene	180-69236-1	0.13	0.065	mg/L	U	0.13			Omaha	2017
PWS Bulk Tank	Hexachlorobenzene	180-65526-1	0.13	0.065	mg/L	U	0.13			Salt Lake City	2017

PWS Bulk Tank	Hexachlorobenzene	180-64795-1	0.13	0.065	mg/L	U *	0.13			Wichita	2017
PWS Bulk Tank	Hexachlorobenzene	180-68921-1	0.13	0.065	mg/L	U	0.13			Wichita	2017
PWS Bulk Tank	Hexachlorobenzene	180-77048-1	0.13	0.065	mg/L	U	0.13			Boise	2018
PWS Bulk Tank	Hexachlorobenzene	180-76746-1	0.13	0.065	mg/L	U	0.13			Chandler	2018
PWS Bulk Tank	Hexachlorobenzene	180-82329-1	0.13	0.065	mg/L	U	0.13			Fargo	2018
PWS Bulk Tank	Hexachlorobenzene	180-76364-1	0.13	0.065	mg/L	U	0.13			Lexington	2018
PWS Bulk Tank	Hexachlorobenzene	180-82432-1	0.13	0.065	mg/L	U	0.13			Salisbury	2018
PWS Bulk Tank	Hexachlorobenzene	180-76990-1	0.13	0.065	mg/L	U	0.13			Salt Lake City	2018
PWS Bulk Tank	Hexachlorobenzene	180-81162-1	0.13	0.065	mg/L	U	0.13			Tampa	2018
PWS Bulk Tank	Hexachlorobenzene	180-81851-1	0.13	0.065	mg/L	U	0.13			Wichita	2018
PWS Bulk Tank	Hexachlorobenzene	180-76508-1	0.13	0.065	mg/L	U	0.13			Wichita	2018
PWS Bulk Tank	Hexachlorobenzene	180-74278-1	0.13	0.065	mg/L	U	0.13			Tallahassee	2018
PWS Bulk Tank	Hexachlorobenzene	180-53135-1	0.47	0.47	mg/L	p	0.13			Wichita	2016
PWS Bulk Tank	Hexachlorobenzene	180-20206-1	1	0.5	mg/L	U	1			Lexington	2013
PWS Bulk Tank	Hexachlorobenzene	180-30657-1	1.9	0.95	mg/L	U	1.9			Wichita	2014
PWS Bulk Tank	Hexachlorobenzene	180-58610-1	3.3	1.65	mg/L	U	3.3			Sacramento	2016
PWS Bulk Tank	Hexachlorobutadiene	180-47806-1	0.05	0.025	mg/L	U	0.05			Wichita	2015
PWS Bulk Tank	Hexachlorobutadiene	180-53847-1	0.05	0.025	mg/L	U	0.05			Salt Lake City	2016
PWS Bulk Tank	Hexachlorobutadiene	180-21042-1	0.1	0.05	mg/L	U	0.1			Bismarck	2013
PWS Bulk Tank	Hexachlorobutadiene	180-20979-1	0.1	0.05	mg/L	U	0.1			Boise	2013
PWS Bulk Tank	Hexachlorobutadiene	180-24465-1	0.1	0.05	mg/L	U	0.1			Dodge City	2013
PWS Bulk Tank	Hexachlorobutadiene	180-18801-1	0.1	0.05	mg/L	U	0.1			Dodge City	2013
PWS Bulk Tank	Hexachlorobutadiene	180-22095-1	0.1	0.05	mg/L	U	0.1			Grand Island	2013
PWS Bulk Tank	Hexachlorobutadiene	180-24284-1	0.1	0.05	mg/L	U	0.1			Omaha	2013
PWS Bulk Tank	Hexachlorobutadiene	180-18872-1	0.1	0.05	mg/L	U	0.1			Wichita	2013
PWS Bulk Tank	Hexachlorobutadiene	180-22924-1	0.1	0.05	mg/L	U	0.1			Wichita	2013
PWS Bulk Tank	Hexachlorobutadiene	180-30864-1	0.13	0.065	mg/L	U	0.13			Dodge City	2014
PWS Bulk Tank	Hexachlorobutadiene	180-35828-1	0.13	0.065	mg/L	U	0.13			Dodge City	2014
PWS Bulk Tank	Hexachlorobutadiene	180-36820-1	0.13	0.065	mg/L	U	0.13			Fargo	2014
PWS Bulk Tank	Hexachlorobutadiene	180-33747-1	0.13	0.065	mg/L	U	0.13			Grand Island	2014
PWS Bulk Tank	Hexachlorobutadiene	180-36212-1	0.13	0.065	mg/L	U	0.13			Omaha	2014
PWS Bulk Tank	Hexachlorobutadiene	180-35964-1	0.13	0.065	mg/L	U	0.13			Sacramento	2014
PWS Bulk Tank	Hexachlorobutadiene	180-32302-1	0.13	0.065	mg/L	U	0.13			Salt Lake City	2014
PWS Bulk Tank	Hexachlorobutadiene	180-35936-1	0.13	0.065	mg/L	U	0.13			Wichita	2014
PWS Bulk Tank	Hexachlorobutadiene	180-47865-1	0.13	0.065	mg/L	U	0.13			Bismarck	2015
PWS Bulk Tank	Hexachlorobutadiene	180-44036-1	0.13	0.065	mg/L	U	0.13			Grand Island	2015
PWS Bulk Tank	Hexachlorobutadiene	180-42378-1	0.13	0.065	mg/L	U	0.13			Lexington	2015
PWS Bulk Tank	Hexachlorobutadiene	180-47630-1	0.13	0.065	mg/L	U	0.13			Omaha	2015
PWS Bulk Tank	Hexachlorobutadiene	180-49237-1	0.13	0.065	mg/L	U	0.13			Sacramento	2015
PWS Bulk Tank	Hexachlorobutadiene	180-43570-1	0.13	0.065	mg/L	U	0.13			Salt Lake City	2015
PWS Bulk Tank	Hexachlorobutadiene	180-45918-1	0.13	0.065	mg/L	U	0.13			Salt Lake City	2015
PWS Bulk Tank	Hexachlorobutadiene	180-48823-1	0.13	0.065	mg/L	U	0.13			Tallahassee	2015
PWS Bulk Tank	Hexachlorobutadiene	180-42328-1	0.13	0.065	mg/L	U	0.13			Wichita	2015
PWS Bulk Tank	Hexachlorobutadiene	180-54965-1	0.13	0.065	mg/L	U	0.13			Archdale	2016
PWS Bulk Tank	Hexachlorobutadiene	180-52531-1	0.13	0.065	mg/L	U	0.13			Boise	2016
PWS Bulk Tank	Hexachlorobutadiene	180-54031-1	0.13	0.065	mg/L	U	0.13			Kaukauna	2016
PWS Bulk Tank	Hexachlorobutadiene	180-57963-1	0.13	0.065	mg/L	U	0.13			Omaha	2016
PWS Bulk Tank	Hexachlorobutadiene	180-58144-1	0.13	0.065	mg/L	U	0.13			Tampa	2016
PWS Bulk Tank	Hexachlorobutadiene	180-53135-1	0.13	0.065	mg/L	U	0.13			Wichita	2016
PWS Bulk Tank	Hexachlorobutadiene	180-59184-1	0.13	0.065	mg/L	U	0.13			Wichita	2016
PWS Bulk Tank	**Hexachlorobutadiene**	**180-68951-1**	**0.13**	**0.065**	**mg/L**	**U**	**0.13**	**35**	**55**	**Bismarck**	**2017**
PWS Bulk Tank	Hexachlorobutadiene	180-67589-1	0.13	0.065	mg/L	U	0.13			Boise	2017
PWS Bulk Tank	Hexachlorobutadiene	180-70325-1	0.13	0.065	mg/L	U	0.13			Grand Island	2017
PWS Bulk Tank	Hexachlorobutadiene	180-66575-1	0.13	0.065	mg/L	U *	0.13			Lexington	2017

PWS Bulk Tank	Hexachlorobutadiene	180-69236-1	0.13	0.065	mg/L	U	0.13			Omaha	2017
PWS Bulk Tank	Hexachlorobutadiene	180-65526-1	0.13	0.065	mg/L	U	0.13			Salt Lake City	2017
PWS Bulk Tank	Hexachlorobutadiene	180-64795-1	0.13	0.065	mg/L	U *	0.13			Wichita	2017
PWS Bulk Tank	Hexachlorobutadiene	180-68921-1	0.13	0.065	mg/L	U	0.13			Wichita	2017
PWS Bulk Tank	Hexachlorobutadiene	180-77048-1	0.13	0.065	mg/L	U	0.13			Boise	2018
PWS Bulk Tank	Hexachlorobutadiene	180-76746-1	0.13	0.065	mg/L	U	0.13			Chandler	2018
PWS Bulk Tank	Hexachlorobutadiene	180-82329-1	0.13	0.065	mg/L	U	0.13			Fargo	2018
PWS Bulk Tank	Hexachlorobutadiene	180-76364-1	0.13	0.065	mg/L	U	0.13			Lexington	2018
PWS Bulk Tank	Hexachlorobutadiene	180-82432-1	0.13	0.065	mg/L	U	0.13			Salisbury	2018
PWS Bulk Tank	Hexachlorobutadiene	180-76990-1	0.13	0.065	mg/L	U	0.13			Salt Lake City	2018
PWS Bulk Tank	Hexachlorobutadiene	180-81162-1	0.13	0.065	mg/L	U	0.13			Tampa	2018
PWS Bulk Tank	Hexachlorobutadiene	180-81851-1	0.13	0.065	mg/L	U	0.13			Wichita	2018
PWS Bulk Tank	Hexachlorobutadiene	180-76508-1	0.13	0.065	mg/L	U	0.13			Wichita	2018
PWS Bulk Tank	Hexachlorobutadiene	180-74278-1	0.13	0.065	mg/L	U	0.13			Tallahassee	2018
PWS Bulk Tank	Hexachlorobutadiene	180-20206-1	1	0.5	mg/L	U	1			Lexington	2013
PWS Bulk Tank	Hexachlorobutadiene	180-30657-1	1.9	0.95	mg/L	U *	1.9			Wichita	2014
PWS Bulk Tank	Hexachlorobutadiene	180-58610-1	3.3	1.65	mg/L	U *	3.3			Sacramento	2016
PWS Bulk Tank	Hexachloroethane	180-47806-1	0.05	0.025	mg/L	U	0.05			Wichita	2015
PWS Bulk Tank	Hexachloroethane	180-53847-1	0.05	0.025	mg/L	U	0.05			Salt Lake City	2016
PWS Bulk Tank	Hexachloroethane	180-21042-1	0.1	0.05	mg/L	U	0.1			Bismarck	2013
PWS Bulk Tank	Hexachloroethane	180-20979-1	0.1	0.05	mg/L	U	0.1			Boise	2013
PWS Bulk Tank	Hexachloroethane	180-24465-1	0.1	0.05	mg/L	U	0.1			Dodge City	2013
PWS Bulk Tank	Hexachloroethane	180-18801-1	0.1	0.05	mg/L	U	0.1			Dodge City	2013
PWS Bulk Tank	Hexachloroethane	180-22095-1	0.1	0.05	mg/L	U	0.1			Grand Island	2013
PWS Bulk Tank	Hexachloroethane	180-24284-1	0.1	0.05	mg/L	U	0.1			Omaha	2013
PWS Bulk Tank	Hexachloroethane	180-18872-1	0.1	0.05	mg/L	U	0.1			Wichita	2013
PWS Bulk Tank	Hexachloroethane	180-22924-1	0.1	0.05	mg/L	U	0.1			Wichita	2013
PWS Bulk Tank	Hexachloroethane	180-30864-1	0.13	0.065	mg/L	U	0.13			Dodge City	2014
PWS Bulk Tank	Hexachloroethane	180-35828-1	0.13	0.065	mg/L	U	0.13			Dodge City	2014
PWS Bulk Tank	Hexachloroethane	180-36820-1	0.13	0.065	mg/L	U	0.13			Fargo	2014
PWS Bulk Tank	Hexachloroethane	180-33747-1	0.13	0.065	mg/L	U	0.13			Grand Island	2014
PWS Bulk Tank	Hexachloroethane	180-36212-1	0.13	0.065	mg/L	U	0.13			Omaha	2014
PWS Bulk Tank	Hexachloroethane	180-35964-1	0.13	0.065	mg/L	U	0.13			Sacramento	2014
PWS Bulk Tank	Hexachloroethane	180-32302-1	0.13	0.065	mg/L	U	0.13			Salt Lake City	2014
PWS Bulk Tank	Hexachloroethane	180-35936-1	0.13	0.065	mg/L	U	0.13			Wichita	2014
PWS Bulk Tank	Hexachloroethane	180-47865-1	0.13	0.065	mg/L	U	0.13			Bismarck	2015
PWS Bulk Tank	Hexachloroethane	180-44036-1	0.13	0.065	mg/L	U	0.13			Grand Island	2015
PWS Bulk Tank	Hexachloroethane	180-42378-1	0.13	0.065	mg/L	U	0.13			Lexington	2015
PWS Bulk Tank	Hexachloroethane	180-47630-1	0.13	0.065	mg/L	U	0.13			Omaha	2015
PWS Bulk Tank	Hexachloroethane	180-49237-1	0.13	0.065	mg/L	U	0.13			Sacramento	2015
PWS Bulk Tank	Hexachloroethane	180-43570-1	0.13	0.065	mg/L	U	0.13			Salt Lake City	2015
PWS Bulk Tank	Hexachloroethane	180-45918-1	0.13	0.065	mg/L	U	0.13			Salt Lake City	2015
PWS Bulk Tank	Hexachloroethane	180-48823-1	0.13	0.065	mg/L	U	0.13			Tallahassee	2015
PWS Bulk Tank	Hexachloroethane	180-42328-1	0.13	0.065	mg/L	U	0.13			Wichita	2015
PWS Bulk Tank	Hexachloroethane	180-54965-1	0.13	0.065	mg/L	U	0.13			Archdale	2016
PWS Bulk Tank	Hexachloroethane	180-52531-1	0.13	0.065	mg/L	U	0.13			Boise	2016
PWS Bulk Tank	Hexachloroethane	180-54031-1	0.13	0.065	mg/L	U	0.13			Kaukauna	2016
PWS Bulk Tank	Hexachloroethane	180-57963-1	0.13	0.065	mg/L	U	0.13			Omaha	2016
PWS Bulk Tank	Hexachloroethane	180-58144-1	0.13	0.065	mg/L	U	0.13			Tampa	2016
PWS Bulk Tank	Hexachloroethane	180-53135-1	0.13	0.065	mg/L	U	0.13			Wichita	2016
PWS Bulk Tank	Hexachloroethane	180-59184-1	0.13	0.065	mg/L	U	0.13			Wichita	2016
PWS Bulk Tank	**Hexachloroethane**	**180-68951-1**	**0.13**	**0.065**	**mg/L**	**U**	**0.13**	**35**	**55**	**Bismarck**	**2017**
PWS Bulk Tank	Hexachloroethane	180-67589-1	0.13	0.065	mg/L	U	0.13			Boise	2017
PWS Bulk Tank	Hexachloroethane	180-70325-1	0.13	0.065	mg/L	U	0.13			Grand Island	2017

PWS Bulk Tank	Hexachloroethane	180-66575-1	0.13	0.065	mg/L	U *	0.13			Lexington	2017
PWS Bulk Tank	Hexachloroethane	180-69236-1	0.13	0.065	mg/L	U	0.13			Omaha	2017
PWS Bulk Tank	Hexachloroethane	180-65526-1	0.13	0.065	mg/L	U	0.13			Salt Lake City	2017
PWS Bulk Tank	Hexachloroethane	180-64795-1	0.13	0.065	mg/L	U *	0.13			Wichita	2017
PWS Bulk Tank	Hexachloroethane	180-68921-1	0.13	0.065	mg/L	U	0.13			Wichita	2017
PWS Bulk Tank	Hexachloroethane	180-77048-1	0.13	0.065	mg/L	U	0.13			Boise	2018
PWS Bulk Tank	Hexachloroethane	180-76746-1	0.13	0.065	mg/L	U	0.13			Chandler	2018
PWS Bulk Tank	Hexachloroethane	180-82329-1	0.13	0.065	mg/L	U	0.13			Fargo	2018
PWS Bulk Tank	Hexachloroethane	180-76364-1	0.13	0.065	mg/L	U	0.13			Lexington	2018
PWS Bulk Tank	Hexachloroethane	180-82432-1	0.13	0.065	mg/L	U	0.13			Salisbury	2018
PWS Bulk Tank	Hexachloroethane	180-76990-1	0.13	0.065	mg/L	U	0.13			Salt Lake City	2018
PWS Bulk Tank	Hexachloroethane	180-81162-1	0.13	0.065	mg/L	U	0.13			Tampa	2018
PWS Bulk Tank	Hexachloroethane	180-81851-1	0.13	0.065	mg/L	U	0.13			Wichita	2018
PWS Bulk Tank	Hexachloroethane	180-76508-1	0.13	0.065	mg/L	U	0.13			Wichita	2018
PWS Bulk Tank	Hexachloroethane	180-74278-1	0.13	0.065	mg/L	U	0.13			Tallahassee	2018
PWS Bulk Tank	Hexachloroethane	180-20206-1	1	0.5	mg/L	U	1			Lexington	2013
PWS Bulk Tank	Hexachloroethane	180-30657-1	1.9	0.95	mg/L	U	1.9			Wichita	2014
PWS Bulk Tank	Hexachloroethane	180-58610-1	3.3	1.65	mg/L	U	3.3			Sacramento	2016
PWS Bulk Tank	Lead	180-58610-1	0.034	0.034	mg/L	J	0.1			Sacramento	2016
PWS Bulk Tank	Lead	180-25784-1	0.089	0.089	mg/L		0.05			Santa Ana	2013
PWS Bulk Tank	Lead	180-47806-1	0.25	0.25	mg/L	J	0.5			Wichita	2015
PWS Bulk Tank	Lead	180-53847-1	0.32	0.32	mg/L	J	0.5			Salt Lake City	2016
PWS Bulk Tank	Lead	180-82432-1	0.33	0.33	mg/L	J	1			Salisbury	2018
PWS Bulk Tank	Lead	180-68951-1	0.36	0.36	mg/L	J	1			Bismarck	2017
PWS Bulk Tank	Lead	180-82329-1	0.37	0.37	mg/L	J	1			Fargo	2018
PWS Bulk Tank	Lead	180-30657-1	0.39	0.39	mg/L		0.1			Wichita	2014
PWS Bulk Tank	Lead	180-42378-1	0.39	0.39	mg/L	J	1			Lexington	2015
PWS Bulk Tank	Lead	180-48823-1	0.39	0.39	mg/L	J	1			Tallahassee	2015
PWS Bulk Tank	Lead	180-52531-1	0.41	0.41	mg/L	J	1			Boise	2016
PWS Bulk Tank	Lead	180-59184-1	0.43	0.43	mg/L	J	1			Wichita	2016
PWS Bulk Tank	Lead	180-54965-1	1	0.5	mg/L	U	1			Archdale	2016
PWS Bulk Tank	Lead	180-35828-1	0.61	0.61	mg/L	J	1			Dodge City	2014
PWS Bulk Tank	Lead	180-45918-1	0.62	0.62	mg/L	J B	1			Salt Lake City	2015
PWS Bulk Tank	Lead	180-76990-1	0.68	0.68	mg/L	J	1			Salt Lake City	2018
PWS Bulk Tank	Lead	180-74278-1	0.71	0.71	mg/L	J	1			Tallahassee	2018
PWS Bulk Tank	Lead	180-81851-1	0.73	0.73	mg/L	J	1			Wichita	2018
PWS Bulk Tank	Lead	180-68921-1	0.75	0.75	mg/L	J	1			Wichita	2017
PWS Bulk Tank	Lead	180-21042-1	0.78	0.78	mg/L		0.3			Bismarck	2013
PWS Bulk Tank	Lead	180-36820-1	0.78	0.78	mg/L	J	1			Fargo	2014
PWS Bulk Tank	Lead	180-42328-1	0.79	0.79	mg/L	J	1			Wichita	2015
PWS Bulk Tank	Lead	180-18801-1	0.88	0.88	mg/L		0.3			Dodge City	2013
PWS Bulk Tank	Lead	180-76746-1	0.91	0.91	mg/L	J	1			Chandler	2018
PWS Bulk Tank	Lead	180-49237-1	0.95	0.95	mg/L	J	1			Sacramento	2015
PWS Bulk Tank	Lead	180-18872-1	1.1	1.1	mg/L		0.3			Wichita	2013
PWS Bulk Tank	Lead	180-20979-1	1.2	1.2	mg/L		0.3			Boise	2013
PWS Bulk Tank	Lead	180-54031-1	1.2	1.2	mg/L		1			Kaukauna	2016
PWS Bulk Tank	Lead	180-66575-1	1.2	1.2	mg/L		1			Lexington	2017
PWS Bulk Tank	Lead	180-76364-1	1.2	1.2	mg/L		1			Lexington	2018
PWS Bulk Tank	Lead	180-32302-1	1.3	1.3	mg/L		1			Salt Lake City	2014
PWS Bulk Tank	Lead	180-43570-1	1.3	1.3	mg/L		1			Salt Lake City	2015
PWS Bulk Tank	Lead	180-22924-1	1.4	1.4	mg/L		0.3			Wichita	2013
PWS Bulk Tank	Lead	180-67589-1	1.4	1.4	mg/L		1			Boise	2017
PWS Bulk Tank	Lead	180-30864-1	1.5	1.5	mg/L		1			Dodge City	2014
PWS Bulk Tank	Lead	180-58144-1	1.5	1.5	mg/L		1	36	58	Tampa	2016

PWS Bulk Tank	Lead	180-76508-1	1.5	1.5	mg/L		1	Wichita	2018
PWS Bulk Tank	Lead	180-25502-1	1.6	1.6	mg/L		0.3	Sacramento	2013
PWS Bulk Tank	Lead	180-35964-1	1.7	1.7	mg/L		1	Sacramento	2014
PWS Bulk Tank	Lead	180-65526-1	1.7	1.7	mg/L		1	Salt Lake City	2017
PWS Bulk Tank	Lead	180-20709-1	1.8	1.8	mg/L		0.3	Salt Lake City	2013
PWS Bulk Tank	Lead	180-53135-1	2	2	mg/L		1	Wichita	2016
PWS Bulk Tank	Lead	180-64795-1	2	2	mg/L		1	Wichita	2017
PWS Bulk Tank	Lead	180-77048-1	2	2	mg/L		1	Boise	2018
PWS Bulk Tank	Lead	180-36212-1	2.2	2.2	mg/L		1	Omaha	2014
PWS Bulk Tank	Lead	180-81162-1	2.7	2.7	mg/L		1	Tampa	2018
PWS Bulk Tank	Lead	180-24465-1	2.8	2.8	mg/L		0.3	Dodge City	2013
PWS Bulk Tank	Lead	180-35936-1	2.9	2.9	mg/L		1	Wichita	2014
PWS Bulk Tank	Lead	180-47630-1	3	3	mg/L		1	Omaha	2015
PWS Bulk Tank	Lead	180-47865-1	3.4	3.4	mg/L		1	Bismarck	2015
PWS Bulk Tank	Lead	180-33747-1	5.6	5.6	mg/L		1	Grand Island	2014
PWS Bulk Tank	Lead	180-57963-1	6	6	mg/L		1	Omaha	2016
PWS Bulk Tank	Lead	180-69236-1	6	6	mg/L		1	Omaha	2017
PWS Bulk Tank	Lead	180-20206-1	6.5	6.5	mg/L	B	0.3	Lexington	2013
PWS Bulk Tank	Lead	180-70325-1	10	10	mg/L		1	Grand Island	2017
PWS Bulk Tank	Lead	180-22095-1	12	12	mg/L	B	0.3	Grand Island	2013
PWS Bulk Tank	Lead	180-44036-1	12	12	mg/L		1	Grand Island	2015
PWS Bulk Tank	Lead	180-24284-1	23	23	mg/L		0.3	Omaha	2013
PWS Bulk Tank	Mercury	180-54965-1	0.000066	0.000066	mg/L	J B	0.0002	Archdale	2016
PWS Bulk Tank	Mercury	180-25784-1	0.0002	0.0001	mg/L	U	0.0002	Santa Ana	2013
PWS Bulk Tank	Mercury	180-47806-1	0.0002	0.0001	mg/L	U	0.0002	Wichita	2015
PWS Bulk Tank	Mercury	180-30657-1	0.002	0.001	mg/L	U	0.002	Wichita	2014
PWS Bulk Tank	Mercury	180-58610-1	0.002	0.001	mg/L	U	0.002	Sacramento	2016
PWS Bulk Tank	Mercury	180-53847-1	0.0012	0.0012	mg/L		0.0002	Salt Lake City	2016
PWS Bulk Tank	Mercury	180-33747-1	0.0071	0.0071	mg/L	J	0.033	Grand Island	2014
PWS Bulk Tank	Mercury	180-58144-1	0.0097	0.0097	mg/L	J B	0.033	Tampa	2016
PWS Bulk Tank	Mercury	180-21042-1	0.033	0.0165	mg/L	U	0.033	Bismarck	2013
PWS Bulk Tank	Mercury	180-20979-1	0.033	0.0165	mg/L	U	0.033	Boise	2013
PWS Bulk Tank	Mercury	180-24465-1	0.033	0.0165	mg/L	U	0.033	Dodge City	2013
PWS Bulk Tank	Mercury	180-18801-1	0.033	0.0165	mg/L	U	0.033	Dodge City	2013
PWS Bulk Tank	Mercury	180-22095-1	0.033	0.0165	mg/L	U	0.033	Grand Island	2013
PWS Bulk Tank	Mercury	180-24284-1	0.033	0.0165	mg/L	U	0.033	Omaha	2013
PWS Bulk Tank	Mercury	180-25502-1	0.033	0.0165	mg/L	U	0.033	Sacramento	2013
PWS Bulk Tank	Mercury	180-20709-1	0.033	0.0165	mg/L	U	0.033	Salt Lake City	2013
PWS Bulk Tank	Mercury	180-18872-1	0.033	0.0165	mg/L	U	0.033	Wichita	2013
PWS Bulk Tank	Mercury	180-22924-1	0.033	0.0165	mg/L	U	0.033	Wichita	2013
PWS Bulk Tank	Mercury	180-30864-1	0.033	0.0165	mg/L	U	0.033	Dodge City	2014
PWS Bulk Tank	Mercury	180-35828-1	0.033	0.0165	mg/L	U	0.033	Dodge City	2014
PWS Bulk Tank	Mercury	180-36820-1	0.033	0.0165	mg/L	U	0.033	Fargo	2014
PWS Bulk Tank	Mercury	180-36212-1	0.033	0.0165	mg/L	U	0.033	Omaha	2014
PWS Bulk Tank	Mercury	180-35964-1	0.033	0.0165	mg/L	U	0.033	Sacramento	2014
PWS Bulk Tank	Mercury	180-32302-1	0.033	0.0165	mg/L	U	0.033	Salt Lake City	2014
PWS Bulk Tank	Mercury	180-35936-1	0.033	0.0165	mg/L	U	0.033	Wichita	2014
PWS Bulk Tank	Mercury	180-47865-1	0.033	0.0165	mg/L	U	0.033	Bismarck	2015
PWS Bulk Tank	Mercury	180-44036-1	0.033	0.0165	mg/L	U	0.033	Grand Island	2015
PWS Bulk Tank	Mercury	180-42378-1	0.033	0.0165	mg/L	U	0.033	Lexington	2015
PWS Bulk Tank	Mercury	180-47630-1	0.033	0.0165	mg/L	U	0.033	Omaha	2015
PWS Bulk Tank	Mercury	180-49237-1	0.033	0.0165	mg/L	U	0.033	Sacramento	2015
PWS Bulk Tank	Mercury	180-43570-1	0.033	0.0165	mg/L	U	0.033	Salt Lake City	2015
PWS Bulk Tank	Mercury	180-45918-1	0.033	0.0165	mg/L	U	0.033	Salt Lake City	2015

PWS Bulk Tank	Mercury	180-48823-1	0.033	0.0165	mg/L	U	0.033			Tallahassee	2015
PWS Bulk Tank	Mercury	180-52531-1	0.033	0.0165	mg/L	U	0.033			Boise	2016
PWS Bulk Tank	Mercury	180-57963-1	0.033	0.0165	mg/L	U	0.033			Omaha	2016
PWS Bulk Tank	Mercury	180-53135-1	0.033	0.0165	mg/L	U	0.033	36	57	Wichita	2016
PWS Bulk Tank	Mercury	180-59184-1	0.033	0.0165	mg/L	U F1	0.033			Wichita	2016
PWS Bulk Tank	Mercury	180-68951-1	0.033	0.0165	mg/L	U	0.033			Bismarck	2017
PWS Bulk Tank	Mercury	180-67589-1	0.033	0.0165	mg/L	U	0.033			Boise	2017
PWS Bulk Tank	Mercury	180-70325-1	0.033	0.0165	mg/L	U	0.033			Grand Island	2017
PWS Bulk Tank	Mercury	180-66575-1	0.033	0.0165	mg/L	U	0.033			Lexington	2017
PWS Bulk Tank	Mercury	180-69236-1	0.033	0.0165	mg/L	U	0.033			Omaha	2017
PWS Bulk Tank	Mercury	180-65526-1	0.033	0.0165	mg/L	U	0.033			Salt Lake City	2017
PWS Bulk Tank	Mercury	180-64795-1	0.033	0.0165	mg/L	U	0.033			Wichita	2017
PWS Bulk Tank	Mercury	180-68921-1	0.033	0.0165	mg/L	U	0.033			Wichita	2017
PWS Bulk Tank	Mercury	180-77048-1	0.033	0.0165	mg/L	U	0.033			Boise	2018
PWS Bulk Tank	Mercury	180-76746-1	0.033	0.0165	mg/L	U	0.033			Chandler	2018
PWS Bulk Tank	Mercury	180-82329-1	0.033	0.0165	mg/L	U	0.033			Fargo	2018
PWS Bulk Tank	Mercury	180-76364-1	0.033	0.0165	mg/L	U	0.033			Lexington	2018
PWS Bulk Tank	Mercury	180-82432-1	0.033	0.0165	mg/L	U	0.033			Salisbury	2018
PWS Bulk Tank	Mercury	180-76990-1	0.033	0.0165	mg/L	U	0.033			Salt Lake City	2018
PWS Bulk Tank	Mercury	180-81851-1	0.033	0.0165	mg/L	U	0.033			Wichita	2018
PWS Bulk Tank	Mercury	180-76508-1	0.033	0.0165	mg/L	U	0.033			Wichita	2018
PWS Bulk Tank	Mercury	180-74278-1	0.033	0.0165	mg/L	U	0.033			Tallahassee	2018
PWS Bulk Tank	Mercury	180-20206-1	0.071	0.071	mg/L		0.033			Lexington	2013
PWS Bulk Tank	Mercury	180-54031-1	0.2	0.2	mg/L		0.033			Kaukauna	2016
PWS Bulk Tank	Mercury	180-81162-1	0.83	0.83	mg/L		0.033			Tampa	2018
PWS Bulk Tank	Methylphenol, 3 & 4	180-47806-1	0.05	0.025	mg/L	U	0.05			Wichita	2015
PWS Bulk Tank	Methylphenol, 3 & 4	180-21042-1	1	0.5	mg/L	U	1			Bismarck	2013
PWS Bulk Tank	Methylphenol, 3 & 4	180-20979-1	1	0.5	mg/L	U	1			Boise	2013
PWS Bulk Tank	Methylphenol, 3 & 4	180-24465-1	1	0.5	mg/L	U	1			Dodge City	2013
PWS Bulk Tank	Methylphenol, 3 & 4	180-18801-1	1	0.5	mg/L	U	1			Dodge City	2013
PWS Bulk Tank	Methylphenol, 3 & 4	180-22095-1	1	0.5	mg/L	U	1			Grand Island	2013
PWS Bulk Tank	Methylphenol, 3 & 4	180-20206-1	1	0.5	mg/L	U	1			Lexington	2013
PWS Bulk Tank	Methylphenol, 3 & 4	180-24284-1	1	0.5	mg/L	U	1			Omaha	2013
PWS Bulk Tank	Methylphenol, 3 & 4	180-20709-1	1	0.5	mg/L	U	1			Salt Lake City	2013
PWS Bulk Tank	Methylphenol, 3 & 4	180-18872-1	1	0.5	mg/L	U	1			Wichita	2013
PWS Bulk Tank	Methylphenol, 3 & 4	180-22924-1	1	0.5	mg/L	U	1			Wichita	2013
PWS Bulk Tank	Methylphenol, 3 & 4	180-30864-1	1	0.5	mg/L	U	1			Dodge City	2014
PWS Bulk Tank	Methylphenol, 3 & 4	180-35828-1	1	0.5	mg/L	U	1			Dodge City	2014
PWS Bulk Tank	Methylphenol, 3 & 4	180-36820-1	1	0.5	mg/L	U	1			Fargo	2014
PWS Bulk Tank	Methylphenol, 3 & 4	180-33747-1	1	0.5	mg/L	U	1			Grand Island	2014
PWS Bulk Tank	Methylphenol, 3 & 4	180-36212-1	1	0.5	mg/L	U	1			Omaha	2014
PWS Bulk Tank	Methylphenol, 3 & 4	180-35964-1	1	0.5	mg/L	U	1			Sacramento	2014
PWS Bulk Tank	Methylphenol, 3 & 4	180-32302-1	1	0.5	mg/L	U	1			Salt Lake City	2014
PWS Bulk Tank	Methylphenol, 3 & 4	180-35936-1	1	0.5	mg/L	U	1			Wichita	2014
PWS Bulk Tank	Methylphenol, 3 & 4	180-47865-1	1	0.5	mg/L	U	1			Bismarck	2015
PWS Bulk Tank	Methylphenol, 3 & 4	180-44036-1	1	0.5	mg/L	U	1			Grand Island	2015
PWS Bulk Tank	Methylphenol, 3 & 4	180-42378-1	1	0.5	mg/L	U	1			Lexington	2015
PWS Bulk Tank	Methylphenol, 3 & 4	180-47630-1	1	0.5	mg/L	U	1			Omaha	2015
PWS Bulk Tank	Methylphenol, 3 & 4	180-49237-1	1	0.5	mg/L	U	1			Sacramento	2015
PWS Bulk Tank	Methylphenol, 3 & 4	180-43570-1	1	0.5	mg/L	U	1			Salt Lake City	2015
PWS Bulk Tank	Methylphenol, 3 & 4	180-45918-1	1	0.5	mg/L	U	1			Salt Lake City	2015
PWS Bulk Tank	Methylphenol, 3 & 4	180-48823-1	1	0.5	mg/L	U	1			Tallahassee	2015
PWS Bulk Tank	Methylphenol, 3 & 4	180-42328-1	1	0.5	mg/L	U	1			Wichita	2015
PWS Bulk Tank	Methylphenol, 3 & 4	180-52531-1	1	0.5	mg/L	U	1			Boise	2016

PWS Bulk Tank	Methylphenol, 3 & 4	180-54031-1	1	0.5	mg/L	U	1			Kaukauna	2016
PWS Bulk Tank	Methylphenol, 3 & 4	180-57963-1	1	0.5	mg/L	U	1			Omaha	2016
PWS Bulk Tank	Methylphenol, 3 & 4	180-58144-1	1	0.5	mg/L	U	1			Tampa	2016
PWS Bulk Tank	Methylphenol, 3 & 4	180-53135-1	1	0.5	mg/L	U	1			Wichita	2016
PWS Bulk Tank	Methylphenol, 3 & 4	180-59184-1	1	0.5	mg/L	U	1			Wichita	2016
PWS Bulk Tank	Methylphenol, 3 & 4	180-68951-1	1	0.5	mg/L	U	1	35	56	Bismarck	2017
PWS Bulk Tank	Methylphenol, 3 & 4	180-70325-1	1	0.5	mg/L	U	1			Grand Island	2017
PWS Bulk Tank	Methylphenol, 3 & 4	180-66575-1	1	0.5	mg/L	U	1			Lexington	2017
PWS Bulk Tank	Methylphenol, 3 & 4	180-69236-1	1	0.5	mg/L	U	1			Omaha	2017
PWS Bulk Tank	Methylphenol, 3 & 4	180-65526-1	1	0.5	mg/L	U	1			Salt Lake City	2017
PWS Bulk Tank	Methylphenol, 3 & 4	180-64795-1	1	0.5	mg/L	U	1			Wichita	2017
PWS Bulk Tank	Methylphenol, 3 & 4	180-68921-1	1	0.5	mg/L	U	1			Wichita	2017
PWS Bulk Tank	Methylphenol, 3 & 4	180-77048-1	1	0.5	mg/L	U	1			Boise	2018
PWS Bulk Tank	Methylphenol, 3 & 4	180-76746-1	1	0.5	mg/L	U	1			Chandler	2018
PWS Bulk Tank	Methylphenol, 3 & 4	180-82329-1	1	0.5	mg/L	U	1			Fargo	2018
PWS Bulk Tank	Methylphenol, 3 & 4	180-76364-1	1	0.5	mg/L	U	1			Lexington	2018
PWS Bulk Tank	Methylphenol, 3 & 4	180-82432-1	1	0.5	mg/L	U	1			Salisbury	2018
PWS Bulk Tank	Methylphenol, 3 & 4	180-76990-1	1	0.5	mg/L	U	1			Salt Lake City	2018
PWS Bulk Tank	Methylphenol, 3 & 4	180-81162-1	1	0.5	mg/L	U	1			Tampa	2018
PWS Bulk Tank	Methylphenol, 3 & 4	180-81851-1	1	0.5	mg/L	U	1			Wichita	2018
PWS Bulk Tank	Methylphenol, 3 & 4	180-76508-1	1	0.5	mg/L	U	1			Wichita	2018
PWS Bulk Tank	Methylphenol, 3 & 4	180-74278-1	1	0.5	mg/L	U	1			Tallahassee	2018
PWS Bulk Tank	Methylphenol, 3 & 4	180-67589-1	0.59	0.59	mg/L	J	1			Boise	2017
PWS Bulk Tank	Methylphenol, 3 & 4	180-30657-1	1.9	0.95	mg/L	U	1.9			Wichita	2014
PWS Bulk Tank	Methylphenol, 3 & 4	180-53847-1	1	1	mg/L		0.05			Salt Lake City	2016
PWS Bulk Tank	Methylphenol, 3 & 4	180-58610-1	3.3	1.65	mg/L	U	3.3			Sacramento	2016
PWS Bulk Tank	Methylphenol, 3 & 4	180-54965-1	20	20	mg/L		1			Archdale	2016
PWS Bulk Tank	Nitrobenzene	180-47806-1	0.05	0.025	mg/L	U	0.05			Wichita	2015
PWS Bulk Tank	Nitrobenzene	180-53847-1	0.05	0.025	mg/L	U	0.05			Salt Lake City	2016
PWS Bulk Tank	Nitrobenzene	180-21042-1	1	0.5	mg/L	U	1			Bismarck	2013
PWS Bulk Tank	Nitrobenzene	180-20979-1	1	0.5	mg/L	U	1			Boise	2013
PWS Bulk Tank	Nitrobenzene	180-24465-1	1	0.5	mg/L	U *	1			Dodge City	2013
PWS Bulk Tank	Nitrobenzene	180-18801-1	1	0.5	mg/L	U	1			Dodge City	2013
PWS Bulk Tank	Nitrobenzene	180-22095-1	1	0.5	mg/L	U	1			Grand Island	2013
PWS Bulk Tank	Nitrobenzene	180-20206-1	1	0.5	mg/L	U	1			Lexington	2013
PWS Bulk Tank	Nitrobenzene	180-24284-1	1	0.5	mg/L	U *	1			Omaha	2013
PWS Bulk Tank	Nitrobenzene	180-20709-1	1	0.5	mg/L	U	1			Salt Lake City	2013
PWS Bulk Tank	Nitrobenzene	180-18872-1	1	0.5	mg/L	U	1			Wichita	2013
PWS Bulk Tank	Nitrobenzene	180-22924-1	1	0.5	mg/L	U	1			Wichita	2013
PWS Bulk Tank	Nitrobenzene	180-30864-1	1	0.5	mg/L	U	1			Dodge City	2014
PWS Bulk Tank	Nitrobenzene	180-35828-1	1	0.5	mg/L	U	1			Dodge City	2014
PWS Bulk Tank	Nitrobenzene	180-36820-1	1	0.5	mg/L	U	1			Fargo	2014
PWS Bulk Tank	Nitrobenzene	180-33747-1	1	0.5	mg/L	U	1			Grand Island	2014
PWS Bulk Tank	Nitrobenzene	180-36212-1	1	0.5	mg/L	U	1			Omaha	2014
PWS Bulk Tank	Nitrobenzene	180-35964-1	1	0.5	mg/L	U	1			Sacramento	2014
PWS Bulk Tank	Nitrobenzene	180-32302-1	1	0.5	mg/L	U	1			Salt Lake City	2014
PWS Bulk Tank	Nitrobenzene	180-35936-1	1	0.5	mg/L	U	1			Wichita	2014
PWS Bulk Tank	Nitrobenzene	180-47865-1	1	0.5	mg/L	U	1			Bismarck	2015
PWS Bulk Tank	Nitrobenzene	180-44036-1	1	0.5	mg/L	U	1			Grand Island	2015
PWS Bulk Tank	Nitrobenzene	180-42378-1	1	0.5	mg/L	U	1			Lexington	2015
PWS Bulk Tank	Nitrobenzene	180-47630-1	1	0.5	mg/L	U	1			Omaha	2015
PWS Bulk Tank	Nitrobenzene	180-49237-1	1	0.5	mg/L	U	1			Sacramento	2015
PWS Bulk Tank	Nitrobenzene	180-43570-1	1	0.5	mg/L	U	1			Salt Lake City	2015
PWS Bulk Tank	Nitrobenzene	180-45918-1	1	0.5	mg/L	U	1			Salt Lake City	2015

PWS Bulk Tank	Nitrobenzene	180-48823-1	1	0.5	mg/L	U	1			Tallahassee	2015
PWS Bulk Tank	Nitrobenzene	180-42328-1	1	0.5	mg/L	U	1			Wichita	2015
PWS Bulk Tank	Nitrobenzene	180-54965-1	1	0.5	mg/L	U	1			Archdale	2016
PWS Bulk Tank	Nitrobenzene	180-52531-1	1	0.5	mg/L	U	1			Boise	2016
PWS Bulk Tank	Nitrobenzene	180-54031-1	1	0.5	mg/L	U	1			Kaukauna	2016
PWS Bulk Tank	Nitrobenzene	180-57963-1	1	0.5	mg/L	U	1			Omaha	2016
PWS Bulk Tank	Nitrobenzene	180-58144-1	1	0.5	mg/L	U	1			Tampa	2016
PWS Bulk Tank	Nitrobenzene	180-53135-1	1	0.5	mg/L	U	1	35	56	Wichita	2016
PWS Bulk Tank	Nitrobenzene	180-59184-1	1	0.5	mg/L	U	1			Wichita	2016
PWS Bulk Tank	Nitrobenzene	180-68951-1	1	0.5	mg/L	U	1			Bismarck	2017
PWS Bulk Tank	Nitrobenzene	180-67589-1	1	0.5	mg/L	U	1			Boise	2017
PWS Bulk Tank	Nitrobenzene	180-70325-1	1	0.5	mg/L	U	1			Grand Island	2017
PWS Bulk Tank	Nitrobenzene	180-66575-1	1	0.5	mg/L	U	1			Lexington	2017
PWS Bulk Tank	Nitrobenzene	180-69236-1	1	0.5	mg/L	U	1			Omaha	2017
PWS Bulk Tank	Nitrobenzene	180-65526-1	1	0.5	mg/L	U	1			Salt Lake City	2017
PWS Bulk Tank	Nitrobenzene	180-64795-1	1	0.5	mg/L	U	1			Wichita	2017
PWS Bulk Tank	Nitrobenzene	180-68921-1	1	0.5	mg/L	U	1			Wichita	2017
PWS Bulk Tank	Nitrobenzene	180-77048-1	1	0.5	mg/L	U	1			Boise	2018
PWS Bulk Tank	Nitrobenzene	180-76746-1	1	0.5	mg/L	U	1			Chandler	2018
PWS Bulk Tank	Nitrobenzene	180-82329-1	1	0.5	mg/L	U	1			Fargo	2018
PWS Bulk Tank	Nitrobenzene	180-76364-1	1	0.5	mg/L	U	1			Lexington	2018
PWS Bulk Tank	Nitrobenzene	180-82432-1	1	0.5	mg/L	U	1			Salisbury	2018
PWS Bulk Tank	Nitrobenzene	180-76990-1	1	0.5	mg/L	U	1			Salt Lake City	2018
PWS Bulk Tank	Nitrobenzene	180-81162-1	1	0.5	mg/L	U	1			Tampa	2018
PWS Bulk Tank	Nitrobenzene	180-81851-1	1	0.5	mg/L	U *	1			Wichita	2018
PWS Bulk Tank	Nitrobenzene	180-76508-1	1	0.5	mg/L	U	1			Wichita	2018
PWS Bulk Tank	Nitrobenzene	180-74278-1	1	0.5	mg/L	U	1			Tallahassee	2018
PWS Bulk Tank	Nitrobenzene	180-30657-1	1.9	0.95	mg/L	U *	1.9			Wichita	2014
PWS Bulk Tank	Nitrobenzene	180-58610-1	3.3	1.65	mg/L	U *	3.3			Sacramento	2016
PWS Bulk Tank	Pentachlorophenol	180-21042-1	0.1	0.05	mg/L	U	0.1			Bismarck	2013
PWS Bulk Tank	Pentachlorophenol	180-20979-1	0.1	0.05	mg/L	U	0.1			Boise	2013
PWS Bulk Tank	Pentachlorophenol	180-24465-1	0.1	0.05	mg/L	U	0.1			Dodge City	2013
PWS Bulk Tank	Pentachlorophenol	180-18801-1	0.1	0.05	mg/L	U	0.1			Dodge City	2013
PWS Bulk Tank	Pentachlorophenol	180-22095-1	0.1	0.05	mg/L	U	0.1			Grand Island	2013
PWS Bulk Tank	Pentachlorophenol	180-24284-1	0.1	0.05	mg/L	U	0.1			Omaha	2013
PWS Bulk Tank	Pentachlorophenol	180-18872-1	0.1	0.05	mg/L	U	0.1			Wichita	2013
PWS Bulk Tank	Pentachlorophenol	180-22924-1	0.1	0.05	mg/L	U	0.1			Wichita	2013
PWS Bulk Tank	Pentachlorophenol	180-30864-1	0.13	0.065	mg/L	U	0.13			Dodge City	2014
PWS Bulk Tank	Pentachlorophenol	180-35828-1	0.13	0.065	mg/L	U	0.13			Dodge City	2014
PWS Bulk Tank	Pentachlorophenol	180-36820-1	0.13	0.065	mg/L	U	0.13			Fargo	2014
PWS Bulk Tank	Pentachlorophenol	180-33747-1	0.13	0.065	mg/L	U	0.13			Grand Island	2014
PWS Bulk Tank	Pentachlorophenol	180-36212-1	0.13	0.065	mg/L	U	0.13			Omaha	2014
PWS Bulk Tank	Pentachlorophenol	180-35964-1	0.13	0.065	mg/L	U	0.13			Sacramento	2014
PWS Bulk Tank	Pentachlorophenol	180-32302-1	0.13	0.065	mg/L	U	0.13			Salt Lake City	2014
PWS Bulk Tank	Pentachlorophenol	180-35936-1	0.13	0.065	mg/L	U	0.13			Wichita	2014
PWS Bulk Tank	Pentachlorophenol	180-47865-1	0.13	0.065	mg/L	U	0.13			Bismarck	2015
PWS Bulk Tank	Pentachlorophenol	180-44036-1	0.13	0.065	mg/L	U	0.13			Grand Island	2015
PWS Bulk Tank	Pentachlorophenol	180-42378-1	0.13	0.065	mg/L	U *	0.13			Lexington	2015
PWS Bulk Tank	Pentachlorophenol	180-47630-1	0.13	0.065	mg/L	U	0.13			Omaha	2015
PWS Bulk Tank	Pentachlorophenol	180-49237-1	0.13	0.065	mg/L	U	0.13			Sacramento	2015
PWS Bulk Tank	Pentachlorophenol	180-43570-1	0.13	0.065	mg/L	U	0.13			Salt Lake City	2015
PWS Bulk Tank	Pentachlorophenol	180-45918-1	0.13	0.065	mg/L	U	0.13			Salt Lake City	2015
PWS Bulk Tank	Pentachlorophenol	180-48823-1	0.13	0.065	mg/L	U	0.13			Tallahassee	2015
PWS Bulk Tank	Pentachlorophenol	180-42328-1	0.13	0.065	mg/L	U	0.13			Wichita	2015

PWS Bulk Tank	Pentachlorophenol	180-54965-1	0.13	0.065	mg/L	U	0.13			Archdale	2016
PWS Bulk Tank	Pentachlorophenol	180-52531-1	0.13	0.065	mg/L	U	0.13			Boise	2016
PWS Bulk Tank	Pentachlorophenol	180-54031-1	0.13	0.065	mg/L	U	0.13			Kaukauna	2016
PWS Bulk Tank	Pentachlorophenol	180-57963-1	0.13	0.065	mg/L	U	0.13			Omaha	2016
PWS Bulk Tank	Pentachlorophenol	180-58144-1	0.13	0.065	mg/L	U	0.13			Tampa	2016
PWS Bulk Tank	Pentachlorophenol	180-53135-1	0.13	0.065	mg/L	U	0.13			Wichita	2016
PWS Bulk Tank	Pentachlorophenol	180-59184-1	0.13	0.065	mg/L	U	0.13			Wichita	2016
PWS Bulk Tank	Pentachlorophenol	180-68951-1	0.13	0.065	mg/L	U	0.13			Bismarck	2017
PWS Bulk Tank	Pentachlorophenol	180-67589-1	0.13	0.065	mg/L	U	0.13			Boise	2017
PWS Bulk Tank	Pentachlorophenol	180-70325-1	0.13	0.065	mg/L	U	0.13	35	55	Grand Island	2017
PWS Bulk Tank	Pentachlorophenol	180-66575-1	0.13	0.065	mg/L	U	0.13			Lexington	2017
PWS Bulk Tank	Pentachlorophenol	180-69236-1	0.13	0.065	mg/L	U	0.13			Omaha	2017
PWS Bulk Tank	Pentachlorophenol	180-65526-1	0.13	0.065	mg/L	U	0.13			Salt Lake City	2017
PWS Bulk Tank	Pentachlorophenol	180-64795-1	0.13	0.065	mg/L	U *	0.13			Wichita	2017
PWS Bulk Tank	Pentachlorophenol	180-68921-1	0.13	0.065	mg/L	U	0.13			Wichita	2017
PWS Bulk Tank	Pentachlorophenol	180-77048-1	0.13	0.065	mg/L	U	0.13			Boise	2018
PWS Bulk Tank	Pentachlorophenol	180-76746-1	0.13	0.065	mg/L	U	0.13			Chandler	2018
PWS Bulk Tank	Pentachlorophenol	180-82329-1	0.13	0.065	mg/L	U	0.13			Fargo	2018
PWS Bulk Tank	Pentachlorophenol	180-76364-1	0.13	0.065	mg/L	U	0.13			Lexington	2018
PWS Bulk Tank	Pentachlorophenol	180-82432-1	0.13	0.065	mg/L	U	0.13			Salisbury	2018
PWS Bulk Tank	Pentachlorophenol	180-76990-1	0.13	0.065	mg/L	U	0.13			Salt Lake City	2018
PWS Bulk Tank	Pentachlorophenol	180-81162-1	0.13	0.065	mg/L	U	0.13			Tampa	2018
PWS Bulk Tank	Pentachlorophenol	180-81851-1	0.13	0.065	mg/L	U	0.13			Wichita	2018
PWS Bulk Tank	Pentachlorophenol	180-76508-1	0.13	0.065	mg/L	U	0.13			Wichita	2018
PWS Bulk Tank	Pentachlorophenol	180-74278-1	0.13	0.065	mg/L	U	0.13			Tallahassee	2018
PWS Bulk Tank	Pentachlorophenol	180-47806-1	0.25	0.125	mg/L	U	0.25			Wichita	2015
PWS Bulk Tank	Pentachlorophenol	180-53847-1	0.25	0.125	mg/L	U	0.25			Salt Lake City	2016
PWS Bulk Tank	Pentachlorophenol	180-20206-1	5	2.5	mg/L	U	5			Lexington	2013
PWS Bulk Tank	Pentachlorophenol	180-30657-1	9.3	4.65	mg/L	U	9.3			Wichita	2014
PWS Bulk Tank	Pentachlorophenol	180-58610-1	17	8.5	mg/L	U	17			Sacramento	2016
PWS Bulk Tank	pH	180-59184-1	4.5	4.5	No Units	H	0.1			Wichita	2016
PWS Bulk Tank	pH	180-35936-1	5.02	5.02	No Units	H	0.1			Wichita	2014
PWS Bulk Tank	pH	180-30657-1	5.15	5.15	No Units	HF	0.1			Wichita	2014
PWS Bulk Tank	pH	180-25502-1	5.71	5.71	No Units		0.1			Sacramento	2013
PWS Bulk Tank	pH	180-42378-1	5.78	5.78	No Units	H	0.1			Lexington	2015
PWS Bulk Tank	pH	180-30864-1	5.89	5.89	No Units		0.1			Dodge City	2014
PWS Bulk Tank	pH	180-35964-1	6.25	6.25	No Units	H	0.1			Sacramento	2014
PWS Bulk Tank	pH	180-49237-1	6.27	6.27	No Units	H	0.1			Sacramento	2015
PWS Bulk Tank	pH	180-58610-1	6.3	6.3	No Units	HF	0.1			Sacramento	2016
PWS Bulk Tank	pH	180-36212-1	6.35	6.35	No Units	H	0.1			Omaha	2014
PWS Bulk Tank	pH	180-18801-1	6.37	6.37	No Units	H	0.1			Dodge City	2013
PWS Bulk Tank	pH	180-74278-1	6.4	6.4	SU	HF	0.1			Tallahassee	2018
PWS Bulk Tank	pH	180-82432-1	6.6	6.6	SU	HF	0.1			Salisbury	2018
PWS Bulk Tank	pH	180-32302-1	6.61	6.61	No Units	H	0.1			Salt Lake City	2014
PWS Bulk Tank	pH	180-24465-1	6.69	6.69	No Units	H	0.1			Dodge City	2013
PWS Bulk Tank	pH	180-58144-1	6.7	6.7	No Units	H	0.1			Tampa	2016
PWS Bulk Tank	pH	180-81162-1	6.8	6.8	SU	HF	0.1			Tampa	2018
PWS Bulk Tank	pH	180-22095-1	6.83	6.83	No Units	H	0.1			Grand Island	2013
PWS Bulk Tank	pH	180-47865-1	6.85	6.85	No Units	H	0.1			Bismarck	2015
PWS Bulk Tank	pH	180-45918-1	6.86	6.86	No Units	H	0.1			Salt Lake City	2015
PWS Bulk Tank	pH	180-22924-1	6.87	6.87	No Units		0.1			Wichita	2013
PWS Bulk Tank	pH	180-48823-1	6.87	6.87	No Units	H	0.1			Tallahassee	2015
PWS Bulk Tank	pH	180-20206-1	6.9	6.9	No Units	H	0.1			Lexington	2013
PWS Bulk Tank	pH	180-42328-1	6.9	6.9	No Units	H	0.1			Wichita	2015

PWS Bulk Tank	pH	180-35828-1	6.91	6.91	No Units		0.1			Dodge City	2014
PWS Bulk Tank	pH	180-66575-1	7	7	SU		0.1			Lexington	2017
PWS Bulk Tank	pH	180-68921-1	7	7	SU	H	0.1			Wichita	2017
PWS Bulk Tank	pH	180-24284-1	7.04	7.04	No Units	H	0.1			Omaha	2013
PWS Bulk Tank	pH	180-53135-1	7.06	7.06	No Units		0.1			Wichita	2016
PWS Bulk Tank	pH	180-20979-1	7.1	7.1	No Units	H	0.1			Boise	2013
PWS Bulk Tank	pH	180-57963-1	7.1	7.1	No Units		0.1			Omaha	2016
PWS Bulk Tank	pH	180-67589-1	7.1	7.1	SU	H	0.1			Boise	2017
PWS Bulk Tank	pH	180-76746-1	7.2	7.2	SU	HF	0.1			Chandler	2018
PWS Bulk Tank	pH	180-36820-1	7.26	7.26	No Units		0.1			Fargo	2014
PWS Bulk Tank	pH	180-76364-1	7.3	7.3	SU	HF	0.1			Lexington	2018
PWS Bulk Tank	pH	180-18872-1	7.33	7.33	No Units		0.1	36	58	Wichita	2013
PWS Bulk Tank	pH	180-33747-1	7.44	7.44	No Units		0.1			Grand Island	2014
PWS Bulk Tank	pH	180-44036-1	7.45	7.45	No Units		0.1			Grand Island	2015
PWS Bulk Tank	pH	180-54031-1	7.46	7.46	No Units		0.1			Kaukauna	2016
PWS Bulk Tank	pH	180-82329-1	7.6	7.6	SU	HF	0.1			Fargo	2018
PWS Bulk Tank	pH	180-47806-1	7.68	7.68	No Units	H	0.1			Wichita	2015
PWS Bulk Tank	pH	180-68951-1	7.7	7.7	SU	H	0.1			Bismarck	2017
PWS Bulk Tank	pH	180-69236-1	7.7	7.7	SU	H	0.1			Omaha	2017
PWS Bulk Tank	pH	180-77048-1	7.7	7.7	SU	HF	0.1			Boise	2018
PWS Bulk Tank	pH	180-76508-1	7.7	7.7	SU	HF	0.1			Wichita	2018
PWS Bulk Tank	pH	180-47630-1	7.73	7.73	No Units		0.1			Omaha	2015
PWS Bulk Tank	pH	180-52531-1	7.82	7.82	No Units	H	0.1			Boise	2016
PWS Bulk Tank	pH	180-70325-1	7.9	7.9	SU		0.1			Grand Island	2017
PWS Bulk Tank	pH	180-54965-1	7.93	7.93	No Units		0.1			Archdale	2016
PWS Bulk Tank	pH	180-43570-1	8.06	8.06	No Units	H	0.1			Salt Lake City	2015
PWS Bulk Tank	pH	180-64795-1	8.6	8.6	SU	H	0.1			Wichita	2017
PWS Bulk Tank	pH	180-21042-1	8.84	8.84	No Units	H	0.1			Bismarck	2013
PWS Bulk Tank	pH	180-53847-1	8.95	8.95	No Units		0.1			Salt Lake City	2016
PWS Bulk Tank	pH	180-20709-1	9.01	9.01	No Units	H	0.1			Salt Lake City	2013
PWS Bulk Tank	pH	180-65526-1	9.2	9.2	SU	H	0.1			Salt Lake City	2017
PWS Bulk Tank	pH	180-76990-1	9.2	9.2	SU	HF	0.1			Salt Lake City	2018
PWS Bulk Tank	pH	180-25784-1	9.35	9.35	No Units	H	0.1			Santa Ana	2013
PWS Bulk Tank	pH	180-81851-1	9.4	9.4	SU	HF	0.1			Wichita	2018
PWS Bulk Tank	Pyridine	180-47806-1	0.1	0.05	mg/L	U	0.1			Wichita	2015
PWS Bulk Tank	Pyridine	180-53847-1	0.1	0.05	mg/L	U	0.1			Salt Lake City	2016
PWS Bulk Tank	Pyridine	180-30657-1	3.7	1.85	mg/L	U	3.7			Wichita	2014
PWS Bulk Tank	Pyridine	180-21042-1	5	2.5	mg/L	U	5			Bismarck	2013
PWS Bulk Tank	Pyridine	180-20979-1	5	2.5	mg/L	U	5			Boise	2013
PWS Bulk Tank	Pyridine	180-24465-1	5	2.5	mg/L	U	5			Dodge City	2013
PWS Bulk Tank	Pyridine	180-18801-1	5	2.5	mg/L	U	5			Dodge City	2013
PWS Bulk Tank	Pyridine	180-22095-1	5	2.5	mg/L	U	5			Grand Island	2013
PWS Bulk Tank	Pyridine	180-20206-1	5	2.5	mg/L	U	5			Lexington	2013
PWS Bulk Tank	Pyridine	180-24284-1	5	2.5	mg/L	U	5			Omaha	2013
PWS Bulk Tank	Pyridine	180-20709-1	5	2.5	mg/L	U	5			Salt Lake City	2013
PWS Bulk Tank	Pyridine	180-18872-1	5	2.5	mg/L	U	5			Wichita	2013
PWS Bulk Tank	Pyridine	180-22924-1	5	2.5	mg/L	U	5			Wichita	2013
PWS Bulk Tank	Pyridine	180-30864-1	5	2.5	mg/L	U	5			Dodge City	2014
PWS Bulk Tank	Pyridine	180-35828-1	5	2.5	mg/L	U	5			Dodge City	2014
PWS Bulk Tank	Pyridine	180-36820-1	5	2.5	mg/L	U	5			Fargo	2014
PWS Bulk Tank	Pyridine	180-33747-1	5	2.5	mg/L	U	5			Grand Island	2014
PWS Bulk Tank	Pyridine	180-36212-1	5	2.5	mg/L	U	5			Omaha	2014
PWS Bulk Tank	Pyridine	180-35964-1	5	2.5	mg/L	U	5			Sacramento	2014
PWS Bulk Tank	Pyridine	180-32302-1	5	2.5	mg/L	U	5			Salt Lake City	2014

PWS Bulk Tank	Pyridine	180-35936-1	5	2.5	mg/L	U	5			Wichita	2014
PWS Bulk Tank	Pyridine	180-47865-1	5	2.5	mg/L	U	5			Bismarck	2015
PWS Bulk Tank	Pyridine	180-44036-1	5	2.5	mg/L	U	5			Grand Island	2015
PWS Bulk Tank	Pyridine	180-42378-1	5	2.5	mg/L	U	5			Lexington	2015
PWS Bulk Tank	Pyridine	180-47630-1	5	2.5	mg/L	U	5			Omaha	2015
PWS Bulk Tank	Pyridine	180-49237-1	5	2.5	mg/L	U	5			Sacramento	2015
PWS Bulk Tank	Pyridine	180-43570-1	5	2.5	mg/L	U	5			Salt Lake City	2015
PWS Bulk Tank	Pyridine	180-45918-1	5	2.5	mg/L	U *	5			Salt Lake City	2015
PWS Bulk Tank	Pyridine	180-48823-1	5	2.5	mg/L	U	5			Tallahassee	2015
PWS Bulk Tank	Pyridine	180-42328-1	5	2.5	mg/L	U	5			Wichita	2015
PWS Bulk Tank	Pyridine	180-54965-1	5	2.5	mg/L	U	5			Archdale	2016
PWS Bulk Tank	Pyridine	180-52531-1	5	2.5	mg/L	U	5			Boise	2016
PWS Bulk Tank	Pyridine	180-54031-1	5	2.5	mg/L	U	5			Kaukauna	2016
PWS Bulk Tank	Pyridine	180-57963-1	5	2.5	mg/L	U	5			Omaha	2016
PWS Bulk Tank	**Pyridine**	**180-58144-1**	**5**	**2.5**	**mg/L**	**U**	**5**	**35**	**56**	**Tampa**	**2016**
PWS Bulk Tank	Pyridine	180-53135-1	5	2.5	mg/L	U	5			Wichita	2016
PWS Bulk Tank	Pyridine	180-59184-1	5	2.5	mg/L	U	5			Wichita	2016
PWS Bulk Tank	Pyridine	180-68951-1	5	2.5	mg/L	U	5			Bismarck	2017
PWS Bulk Tank	Pyridine	180-67589-1	5	2.5	mg/L	U	5			Boise	2017
PWS Bulk Tank	Pyridine	180-70325-1	5	2.5	mg/L	U	5			Grand Island	2017
PWS Bulk Tank	Pyridine	180-66575-1	5	2.5	mg/L	U	5			Lexington	2017
PWS Bulk Tank	Pyridine	180-69236-1	5	2.5	mg/L	U	5			Omaha	2017
PWS Bulk Tank	Pyridine	180-65526-1	5	2.5	mg/L	U	5			Salt Lake City	2017
PWS Bulk Tank	Pyridine	180-64795-1	5	2.5	mg/L	U	5			Wichita	2017
PWS Bulk Tank	Pyridine	180-68921-1	5	2.5	mg/L	U	5			Wichita	2017
PWS Bulk Tank	Pyridine	180-77048-1	5	2.5	mg/L	U	5			Boise	2018
PWS Bulk Tank	Pyridine	180-76746-1	5	2.5	mg/L	U	5			Chandler	2018
PWS Bulk Tank	Pyridine	180-82329-1	5	2.5	mg/L	U	5			Fargo	2018
PWS Bulk Tank	Pyridine	180-76364-1	5	2.5	mg/L	U	5			Lexington	2018
PWS Bulk Tank	Pyridine	180-82432-1	5	2.5	mg/L	U	5			Salisbury	2018
PWS Bulk Tank	Pyridine	180-76990-1	5	2.5	mg/L	U	5			Salt Lake City	2018
PWS Bulk Tank	Pyridine	180-81162-1	5	2.5	mg/L	U	5			Tampa	2018
PWS Bulk Tank	Pyridine	180-81851-1	5	2.5	mg/L	U	5			Wichita	2018
PWS Bulk Tank	Pyridine	180-76508-1	5	2.5	mg/L	U	5			Wichita	2018
PWS Bulk Tank	Pyridine	180-74278-1	5	2.5	mg/L	U	5			Tallahassee	2018
PWS Bulk Tank	Pyridine	180-58610-1	6.6	3.3	mg/L	U	6.6			Sacramento	2016
PWS Bulk Tank	Selenium	180-25784-1	0.0081	0.0081	mg/L	J B	0.05			Santa Ana	2013
PWS Bulk Tank	Selenium	180-47806-1	0.029	0.029	mg/L	J B	0.5			Wichita	2015
PWS Bulk Tank	Selenium	180-53847-1	0.034	0.034	mg/L	J B	0.5			Salt Lake City	2016
PWS Bulk Tank	Selenium	180-30657-1	0.1	0.05	mg/L	U	0.1			Wichita	2014
PWS Bulk Tank	Selenium	180-58610-1	0.1	0.05	mg/L	U	0.1			Sacramento	2016
PWS Bulk Tank	Selenium	180-21042-1	0.5	0.25	mg/L	U	0.5			Bismarck	2013
PWS Bulk Tank	Selenium	180-20979-1	0.5	0.25	mg/L	U	0.5			Boise	2013
PWS Bulk Tank	Selenium	180-24465-1	0.5	0.25	mg/L	U	0.5			Dodge City	2013
PWS Bulk Tank	Selenium	180-18801-1	0.5	0.25	mg/L	U	0.5			Dodge City	2013
PWS Bulk Tank	Selenium	180-22095-1	0.5	0.25	mg/L	U	0.5			Grand Island	2013
PWS Bulk Tank	Selenium	180-24284-1	0.5	0.25	mg/L	U	0.5			Omaha	2013
PWS Bulk Tank	Selenium	180-25502-1	0.5	0.25	mg/L	U	0.5			Sacramento	2013
PWS Bulk Tank	Selenium	180-18872-1	0.5	0.25	mg/L	U	0.5			Wichita	2013
PWS Bulk Tank	Selenium	180-22924-1	0.5	0.25	mg/L	U	0.5			Wichita	2013
PWS Bulk Tank	Selenium	180-20709-1	0.26	0.26	mg/L	J	0.5			Salt Lake City	2013
PWS Bulk Tank	Selenium	180-35828-1	0.35	0.35	mg/L	J B	1			Dodge City	2014
PWS Bulk Tank	Selenium	180-82432-1	0.36	0.36	mg/L	J B	1			Salisbury	2018
PWS Bulk Tank	Selenium	180-33747-1	0.38	0.38	mg/L	J B	1			Grand Island	2014

PWS Bulk Tank	Selenium	180-36212-1	0.38	0.38	mg/L	J	1			Omaha	2014
PWS Bulk Tank	Selenium	180-43570-1	0.39	0.39	mg/L	J	1			Salt Lake City	2015
PWS Bulk Tank	Selenium	180-47865-1	0.4	0.4	mg/L	J	1			Bismarck	2015
PWS Bulk Tank	Selenium	180-20206-1	0.46	0.46	mg/L	J	0.5			Lexington	2013
PWS Bulk Tank	Selenium	180-30864-1	1	0.5	mg/L	U	1			Dodge City	2014
PWS Bulk Tank	Selenium	180-36820-1	1	0.5	mg/L	U	1			Fargo	2014
PWS Bulk Tank	Selenium	180-35964-1	1	0.5	mg/L	U	1			Sacramento	2014
PWS Bulk Tank	Selenium	180-32302-1	1	0.5	mg/L	U	1			Salt Lake City	2014
PWS Bulk Tank	Selenium	180-35936-1	1	0.5	mg/L	U	1			Wichita	2014
PWS Bulk Tank	Selenium	180-44036-1	1	0.5	mg/L	U *	1			Grand Island	2015
PWS Bulk Tank	Selenium	180-42378-1	1	0.5	mg/L	U	1			Lexington	2015
PWS Bulk Tank	Selenium	180-47630-1	1	0.5	mg/L	U	1			Omaha	2015
PWS Bulk Tank	Selenium	180-49237-1	1	0.5	mg/L	U	1			Sacramento	2015
PWS Bulk Tank	Selenium	180-45918-1	1	0.5	mg/L	U	1			Salt Lake City	2015
PWS Bulk Tank	Selenium	180-48823-1	1	0.5	mg/L	U	1			Tallahassee	2015
PWS Bulk Tank	Selenium	180-42328-1	1	0.5	mg/L	U	1			Wichita	2015
PWS Bulk Tank	Selenium	180-54965-1	1	0.5	mg/L	U	1			Archdale	2016
PWS Bulk Tank	**Selenium**	**180-52531-1**	**0.5**	**0.5**	**mg/L**	**J B**	**1**	**36**	**58**	**Boise**	**2016**
PWS Bulk Tank	Selenium	180-54031-1	1	0.5	mg/L	U	1			Kaukauna	2016
PWS Bulk Tank	Selenium	180-57963-1	1	0.5	mg/L	U	1			Omaha	2016
PWS Bulk Tank	Selenium	180-58144-1	1	0.5	mg/L	U	1			Tampa	2016
PWS Bulk Tank	Selenium	180-53135-1	1	0.5	mg/L	U	1			Wichita	2016
PWS Bulk Tank	Selenium	180-59184-1	1	0.5	mg/L	U	1			Wichita	2016
PWS Bulk Tank	Selenium	180-68951-1	1	0.5	mg/L	U	1			Bismarck	2017
PWS Bulk Tank	Selenium	180-67589-1	1	0.5	mg/L	U	1			Boise	2017
PWS Bulk Tank	Selenium	180-70325-1	1	0.5	mg/L	U	1			Grand Island	2017
PWS Bulk Tank	Selenium	180-66575-1	1	0.5	mg/L	U	1			Lexington	2017
PWS Bulk Tank	Selenium	180-69236-1	1	0.5	mg/L	U	1			Omaha	2017
PWS Bulk Tank	Selenium	180-65526-1	1	0.5	mg/L	U	1			Salt Lake City	2017
PWS Bulk Tank	Selenium	180-64795-1	1	0.5	mg/L	U	1			Wichita	2017
PWS Bulk Tank	Selenium	180-77048-1	1	0.5	mg/L	U	1			Boise	2018
PWS Bulk Tank	Selenium	180-76746-1	1	0.5	mg/L	U	1			Chandler	2018
PWS Bulk Tank	Selenium	180-82329-1	1	0.5	mg/L	U	1			Fargo	2018
PWS Bulk Tank	Selenium	180-76364-1	1	0.5	mg/L	U	1			Lexington	2018
PWS Bulk Tank	Selenium	180-76990-1	1	0.5	mg/L	U	1			Salt Lake City	2018
PWS Bulk Tank	Selenium	180-81162-1	1	0.5	mg/L	U	1			Tampa	2018
PWS Bulk Tank	Selenium	180-81851-1	1	0.5	mg/L	U	1			Wichita	2018
PWS Bulk Tank	Selenium	180-76508-1	1	0.5	mg/L	U	1			Wichita	2018
PWS Bulk Tank	Selenium	180-74278-1	1	0.5	mg/L	U	1			Tallahassee	2018
PWS Bulk Tank	Selenium	180-68921-1	0.51	0.51	mg/L	J	1			Wichita	2017
PWS Bulk Tank	Silver	180-25784-1	0.00084	0.00084	mg/L	J	0.05			Santa Ana	2013
PWS Bulk Tank	Silver	180-30657-1	0.011	0.011	mg/L	J	0.05			Wichita	2014
PWS Bulk Tank	Silver	180-58610-1	0.05	0.025	mg/L	U	0.05			Sacramento	2016
PWS Bulk Tank	Silver	180-44036-1	0.041	0.041	mg/L	J B	0.5			Grand Island	2015
PWS Bulk Tank	Silver	180-25502-1	0.058	0.058	mg/L	J	0.5			Sacramento	2013
PWS Bulk Tank	Silver	180-22095-1	0.061	0.061	mg/L	J	0.5			Grand Island	2013
PWS Bulk Tank	Silver	180-22924-1	0.067	0.067	mg/L	J	0.5			Wichita	2013
PWS Bulk Tank	Silver	180-42378-1	0.089	0.089	mg/L	J	0.5			Lexington	2015
PWS Bulk Tank	Silver	180-81162-1	0.11	0.11	mg/L	J	0.5			Tampa	2018
PWS Bulk Tank	Silver	180-47865-1	0.17	0.17	mg/L	J	0.5			Bismarck	2015
PWS Bulk Tank	Silver	180-21042-1	0.5	0.25	mg/L	U	0.5			Bismarck	2013
PWS Bulk Tank	Silver	180-20979-1	0.5	0.25	mg/L	U	0.5			Boise	2013
PWS Bulk Tank	Silver	180-24465-1	0.5	0.25	mg/L	U	0.5			Dodge City	2013
PWS Bulk Tank	Silver	180-18801-1	0.5	0.25	mg/L	U	0.5			Dodge City	2013

PWS Bulk Tank	Silver	180-20206-1	0.5	0.25	mg/L	U	0.5			Lexington	2013
PWS Bulk Tank	Silver	180-24284-1	0.5	0.25	mg/L	U	0.5			Omaha	2013
PWS Bulk Tank	Silver	180-20709-1	0.5	0.25	mg/L	U	0.5			Salt Lake City	2013
PWS Bulk Tank	Silver	180-18872-1	0.5	0.25	mg/L	U	0.5			Wichita	2013
PWS Bulk Tank	Silver	180-30864-1	0.5	0.25	mg/L	U	0.5			Dodge City	2014
PWS Bulk Tank	Silver	180-35828-1	0.5	0.25	mg/L	U	0.5			Dodge City	2014
PWS Bulk Tank	Silver	180-36820-1	0.5	0.25	mg/L	U	0.5			Fargo	2014
PWS Bulk Tank	Silver	180-33747-1	0.5	0.25	mg/L	U	0.5			Grand Island	2014
PWS Bulk Tank	Silver	180-36212-1	0.5	0.25	mg/L	U	0.5			Omaha	2014
PWS Bulk Tank	Silver	180-35964-1	0.5	0.25	mg/L	U	0.5			Sacramento	2014
PWS Bulk Tank	Silver	180-32302-1	0.5	0.25	mg/L	U	0.5			Salt Lake City	2014
PWS Bulk Tank	Silver	180-35936-1	0.5	0.25	mg/L	U	0.5			Wichita	2014
PWS Bulk Tank	Silver	180-47630-1	0.5	0.25	mg/L	U	0.5			Omaha	2015
PWS Bulk Tank	Silver	180-49237-1	0.5	0.25	mg/L	U	0.5			Sacramento	2015
PWS Bulk Tank	Silver	180-43570-1	0.5	0.25	mg/L	U	0.5			Salt Lake City	2015
PWS Bulk Tank	Silver	180-45918-1	0.5	0.25	mg/L	U	0.5			Salt Lake City	2015
PWS Bulk Tank	Silver	180-48823-1	0.5	0.25	mg/L	U	0.5			Tallahassee	2015
PWS Bulk Tank	Silver	180-42328-1	0.5	0.25	mg/L	U	0.5			Wichita	2015
PWS Bulk Tank	Silver	180-47806-1	0.5	0.25	mg/L	U	0.5			Wichita	2015
PWS Bulk Tank	Silver	180-54965-1	0.5	0.25	mg/L	U	0.5			Archdale	2016
PWS Bulk Tank	Silver	180-52531-1	0.5	0.25	mg/L	U	0.5			Boise	2016
PWS Bulk Tank	Silver	180-54031-1	0.5	0.25	mg/L	U	0.5	36	58	Kaukauna	2016
PWS Bulk Tank	Silver	180-57963-1	0.5	0.25	mg/L	U	0.5			Omaha	2016
PWS Bulk Tank	Silver	180-53847-1	0.5	0.25	mg/L	U	0.5			Salt Lake City	2016
PWS Bulk Tank	Silver	180-58144-1	0.5	0.25	mg/L	U	0.5			Tampa	2016
PWS Bulk Tank	Silver	180-53135-1	0.5	0.25	mg/L	U	0.5			Wichita	2016
PWS Bulk Tank	Silver	180-59184-1	0.5	0.25	mg/L	U	0.5			Wichita	2016
PWS Bulk Tank	Silver	180-68951-1	0.5	0.25	mg/L	U	0.5			Bismarck	2017
PWS Bulk Tank	Silver	180-67589-1	0.5	0.25	mg/L	U	0.5			Boise	2017
PWS Bulk Tank	Silver	180-70325-1	0.5	0.25	mg/L	U	0.5			Grand Island	2017
PWS Bulk Tank	Silver	180-66575-1	0.5	0.25	mg/L	U	0.5			Lexington	2017
PWS Bulk Tank	Silver	180-69236-1	0.5	0.25	mg/L	U	0.5			Omaha	2017
PWS Bulk Tank	Silver	180-65526-1	0.5	0.25	mg/L	U	0.5			Salt Lake City	2017
PWS Bulk Tank	Silver	180-64795-1	0.5	0.25	mg/L	U	0.5			Wichita	2017
PWS Bulk Tank	Silver	180-68921-1	0.5	0.25	mg/L	U	0.5			Wichita	2017
PWS Bulk Tank	Silver	180-77048-1	0.5	0.25	mg/L	U	0.5			Boise	2018
PWS Bulk Tank	Silver	180-76746-1	0.5	0.25	mg/L	U	0.5			Chandler	2018
PWS Bulk Tank	Silver	180-82329-1	0.5	0.25	mg/L	U	0.5			Fargo	2018
PWS Bulk Tank	Silver	180-76364-1	0.5	0.25	mg/L	U	0.5			Lexington	2018
PWS Bulk Tank	Silver	180-82432-1	0.5	0.25	mg/L	U	0.5			Salisbury	2018
PWS Bulk Tank	Silver	180-76990-1	0.5	0.25	mg/L	U	0.5			Salt Lake City	2018
PWS Bulk Tank	Silver	180-81851-1	0.5	0.25	mg/L	U	0.5			Wichita	2018
PWS Bulk Tank	Silver	180-76508-1	0.5	0.25	mg/L	U	0.5			Wichita	2018
PWS Bulk Tank	Silver	180-74278-1	0.5	0.25	mg/L	U	0.5			Tallahassee	2018
PWS Bulk Tank	Specific Gravity	180-74278-1	0.75	0.75	No Unit		0.01			Tallahassee	2018
PWS Bulk Tank	Specific Gravity	180-77048-1	0.76	0.76	No Unit		0.01			Boise	2018
PWS Bulk Tank	Specific Gravity	180-82329-1	0.76	0.76	No Unit		0.01			Fargo	2018
PWS Bulk Tank	Specific Gravity	180-76990-1	0.76	0.76	No Unit		0.01			Salt Lake City	2018
PWS Bulk Tank	Specific Gravity	180-76508-1	0.76	0.76	No Unit		0.01			Wichita	2018
PWS Bulk Tank	Specific Gravity	180-76746-1	0.77	0.77	No Unit		0.01			Chandler	2018
PWS Bulk Tank	Specific Gravity	180-76364-1	0.77	0.77	No Unit		0.01			Lexington	2018
PWS Bulk Tank	Specific Gravity	180-81162-1	0.78	0.78	No Unit		0.01			Tampa	2018
PWS Bulk Tank	Specific Gravity	180-82432-1	0.79	0.79	No Unit		0.01			Salisbury	2018
PWS Bulk Tank	Tetrachloroethene	180-53847-1	0.091	0.091	mg/L	J	0.2			Salt Lake City	2016

PWS Bulk Tank	Tetrachloroethene	180-47806-1	0.2	0.1	mg/L	U	0.2			Wichita	2015
PWS Bulk Tank	Tetrachloroethene	180-48823-1	0.15	0.15	mg/L	J	0.25			Tallahassee	2015
PWS Bulk Tank	Tetrachloroethene	180-25784-1	0.18	0.18	mg/L	J	0.2			Santa Ana	2013
PWS Bulk Tank	Tetrachloroethene	180-54965-1	0.5	0.25	mg/L	U	0.5			Archdale	2016
PWS Bulk Tank	Tetrachloroethene	180-68921-1	0.5	0.25	mg/L	U	0.5			Wichita	2017
PWS Bulk Tank	Tetrachloroethene	180-49237-1	0.37	0.37	mg/L		0.25			Sacramento	2015
PWS Bulk Tank	Tetrachloroethene	180-42378-1	0.59	0.59	mg/L		0.25			Lexington	2015
PWS Bulk Tank	Tetrachloroethene	180-76508-1	0.65	0.65	mg/L		0.25			Wichita	2018
PWS Bulk Tank	Tetrachloroethene	180-58610-1	0.72	0.72	mg/L		0.2			Sacramento	2016
PWS Bulk Tank	Tetrachloroethene	180-53135-1	2.1	2.1	mg/L		0.5			Wichita	2016
PWS Bulk Tank	Tetrachloroethene	180-30657-1	4.4	4.4	mg/L		1			Wichita	2014
PWS Bulk Tank	Tetrachloroethene	180-20206-1	19	19	mg/L		0.25			Lexington	2013
PWS Bulk Tank	Tetrachloroethene	180-35936-1	23	23	mg/L		0.25			Wichita	2014
PWS Bulk Tank	Tetrachloroethene	180-81851-1	30	30	mg/L		0.5			Wichita	2018
PWS Bulk Tank	Tetrachloroethene	180-82432-1	81	81	mg/L		2.5			Salisbury	2018
PWS Bulk Tank	Tetrachloroethene	180-47865-1	120	120	mg/L		5			Bismarck	2015
PWS Bulk Tank	Tetrachloroethene	180-58144-1	140	140	mg/L		5			Tampa	2016
PWS Bulk Tank	Tetrachloroethene	180-76364-1	150	150	mg/L		2.5			Lexington	2018
PWS Bulk Tank	Tetrachloroethene	180-59184-1	160	160	mg/L		2.5			Wichita	2016
PWS Bulk Tank	Tetrachloroethene	180-81162-1	170	170	mg/L		25			Tampa	2018
PWS Bulk Tank	Tetrachloroethene	180-22924-1	180	180	mg/L		5			Wichita	2013
PWS Bulk Tank	Tetrachloroethene	180-66575-1	220	220	mg/L		10			Lexington	2017
PWS Bulk Tank	Tetrachloroethene	180-54031-1	250	250	mg/L		10			Kaukauna	2016
PWS Bulk Tank	Tetrachloroethene	180-65526-1	250	250	mg/L		5			Salt Lake City	2017
PWS Bulk Tank	Tetrachloroethene	180-74278-1	280	280	mg/L		25			Tallahassee	2018
PWS Bulk Tank	Tetrachloroethene	180-68951-1	300	300	mg/L		25			Bismarck	2017
PWS Bulk Tank	Tetrachloroethene	180-42328-1	310	310	mg/L		5			Wichita	2015
PWS Bulk Tank	Tetrachloroethene	180-76746-1	340	340	mg/L		25			Chandler	2018
PWS Bulk Tank	Tetrachloroethene	180-24284-1	390	390	mg/L		25			Omaha	2013
PWS Bulk Tank	Tetrachloroethene	180-30864-1	390	390	mg/L		10			Dodge City	2014
PWS Bulk Tank	Tetrachloroethene	180-64795-1	390	390	mg/L		50			Wichita	2017
PWS Bulk Tank	Tetrachloroethene	180-35828-1	400	400	mg/L		25			Dodge City	2014
PWS Bulk Tank	Tetrachloroethene	180-70325-1	420	420	mg/L		25			Grand Island	2017
PWS Bulk Tank	Tetrachloroethene	180-25502-1	440	440	mg/L	E	0.25			Sacramento	2013
PWS Bulk Tank	Tetrachloroethene	180-18801-1	460	460	mg/L		50			Dodge City	2013
PWS Bulk Tank	**Tetrachloroethene**	**180-33747-1**	**460**	**460**	**mg/L**		**25**	**37**	**59**	**Grand Island**	**2014**
PWS Bulk Tank	Tetrachloroethene	180-24465-1	470	470	mg/L		25			Dodge City	2013
PWS Bulk Tank	Tetrachloroethene	180-18872-1	480	480	mg/L		50			Wichita	2013
PWS Bulk Tank	Tetrachloroethene	180-36820-1	500	500	mg/L		50			Fargo	2014
PWS Bulk Tank	Tetrachloroethene	180-57963-1	530	530	mg/L		50			Omaha	2016
PWS Bulk Tank	Tetrachloroethene	180-20709-1	540	540	mg/L		25			Salt Lake City	2013
PWS Bulk Tank	Tetrachloroethene	180-44036-1	540	540	mg/L		25			Grand Island	2015
PWS Bulk Tank	Tetrachloroethene	180-22095-1	580	580	mg/L		25			Grand Island	2013
PWS Bulk Tank	Tetrachloroethene	180-47630-1	600	600	mg/L		25			Omaha	2015
PWS Bulk Tank	Tetrachloroethene	180-45918-1	640	640	mg/L		25			Salt Lake City	2015
PWS Bulk Tank	Tetrachloroethene	180-67589-1	640	640	mg/L		25			Boise	2017
PWS Bulk Tank	Tetrachloroethene	180-36212-1	740	740	mg/L		100			Omaha	2014
PWS Bulk Tank	Tetrachloroethene	180-32302-1	740	740	mg/L		50			Salt Lake City	2014
PWS Bulk Tank	Tetrachloroethene	180-77048-1	740	740	mg/L		50			Boise	2018
PWS Bulk Tank	Tetrachloroethene	180-69236-1	930	930	mg/L		50			Omaha	2017
PWS Bulk Tank	Tetrachloroethene	180-43570-1	1000	1000	mg/L		50			Salt Lake City	2015
PWS Bulk Tank	Tetrachloroethene	180-25502-1	1100	1100	mg/L		50			Sacramento	2013
PWS Bulk Tank	Tetrachloroethene	180-76990-1	1400	1400	mg/L		100			Salt Lake City	2018
PWS Bulk Tank	Tetrachloroethene	180-82329-1	1500	1500	mg/L		100			Fargo	2018

PWS Bulk Tank	Tetrachloroethene	180-21042-1	1600	1600	mg/L		50			Bismarck	2013
PWS Bulk Tank	Tetrachloroethene	180-52531-1	2500	2500	mg/L		100			Boise	2016
PWS Bulk Tank	Tetrachloroethene	180-20979-1	2800	2800	mg/L		100			Boise	2013
PWS Bulk Tank	Tetrachloroethene	180-35964-1	3600	3600	mg/L		50			Sacramento	2014
PWS Bulk Tank	Total Halogens	180-82329-1	730	730	ug/g		100			Fargo	2018
PWS Bulk Tank	Trichloroethene	180-53847-1	0.049	0.049	mg/L	J	0.2			Salt Lake City	2016
PWS Bulk Tank	Trichloroethene	180-47806-1	0.2	0.1	mg/L	U	0.2			Wichita	2015
PWS Bulk Tank	Trichloroethene	180-58610-1	0.2	0.1	mg/L	U	0.2			Sacramento	2016
PWS Bulk Tank	Trichloroethene	180-47865-1	0.25	0.125	mg/L	U	0.25			Bismarck	2015
PWS Bulk Tank	Trichloroethene	180-42378-1	0.25	0.125	mg/L	U	0.25			Lexington	2015
PWS Bulk Tank	Trichloroethene	180-49237-1	0.25	0.125	mg/L	U	0.25			Sacramento	2015
PWS Bulk Tank	Trichloroethene	180-48823-1	0.25	0.125	mg/L	U	0.25			Tallahassee	2015
PWS Bulk Tank	Trichloroethene	180-52531-1	0.25	0.125	mg/L	U	0.25			Boise	2016
PWS Bulk Tank	Trichloroethene	180-54031-1	0.25	0.125	mg/L	U	0.25			Kaukauna	2016
PWS Bulk Tank	Trichloroethene	180-70325-1	0.25	0.125	mg/L	U	0.25			Grand Island	2017
PWS Bulk Tank	Trichloroethene	180-66575-1	0.25	0.125	mg/L	U	0.25			Lexington	2017
PWS Bulk Tank	Trichloroethene	180-81162-1	0.25	0.125	mg/L	U	0.25			Tampa	2018
PWS Bulk Tank	Trichloroethene	180-76508-1	0.25	0.125	mg/L	U	0.25			Wichita	2018
PWS Bulk Tank	Trichloroethene	180-74278-1	0.25	0.125	mg/L	U	0.25			Tallahassee	2018
PWS Bulk Tank	Trichloroethene	180-20206-1	0.17	0.17	mg/L	J	0.25			Lexington	2013
PWS Bulk Tank	Trichloroethene	180-25784-1	0.17	0.17	mg/L	J	0.2			Santa Ana	2013
PWS Bulk Tank	Trichloroethene	180-35828-1	0.21	0.21	mg/L	J	0.25			Dodge City	2014
PWS Bulk Tank	Trichloroethene	180-59184-1	0.24	0.24	mg/L	J	0.25			Wichita	2016
PWS Bulk Tank	Trichloroethene	180-54965-1	0.5	0.25	mg/L	U	0.5			Archdale	2016
PWS Bulk Tank	Trichloroethene	180-53135-1	0.5	0.25	mg/L	U	0.5			Wichita	2016
PWS Bulk Tank	Trichloroethene	180-68921-1	0.5	0.25	mg/L	U	0.5			Wichita	2017
PWS Bulk Tank	Trichloroethene	180-35964-1	0.38	0.38	mg/L		0.25			Sacramento	2014
PWS Bulk Tank	Trichloroethene	180-77048-1	0.44	0.44	mg/L		0.25			Boise	2018
PWS Bulk Tank	Trichloroethene	180-30657-1	1	0.5	mg/L	U	1			Wichita	2014
PWS Bulk Tank	Trichloroethene	180-30864-1	0.61	0.61	mg/L		0.5			Dodge City	2014
PWS Bulk Tank	Trichloroethene	180-82432-1	0.67	0.67	mg/L		0.25			Salisbury	2018
PWS Bulk Tank	Trichloroethene	180-21042-1	0.68	0.68	mg/L		0.25			Bismarck	2013
PWS Bulk Tank	Trichloroethene	180-81851-1	0.75	0.75	mg/L		0.5			Wichita	2018
PWS Bulk Tank	Trichloroethene	180-18801-1	0.78	0.78	mg/L		0.25			Dodge City	2013
PWS Bulk Tank	Trichloroethene	180-25502-1	0.91	0.91	mg/L		0.25			Sacramento	2013
PWS Bulk Tank	Trichloroethene	180-20979-1	1.1	1.1	mg/L		0.25			Boise	2013
PWS Bulk Tank	Trichloroethene	180-18872-1	1.2	1.2	mg/L		0.5			Wichita	2013
PWS Bulk Tank	Trichloroethene	180-82329-1	1.2	1.2	mg/L		0.25			Fargo	2018
PWS Bulk Tank	Trichloroethene	180-33747-1	1.4	1.4	mg/L		0.25			Grand Island	2014
PWS Bulk Tank	Trichloroethene	180-36212-1	1.6	1.6	mg/L		0.5			Omaha	2014
PWS Bulk Tank	Trichloroethene	180-76746-1	2.1	2.1	mg/L		0.25			Chandler	2018
PWS Bulk Tank	Trichloroethene	180-24465-1	2.5	2.5	mg/L		0.25	37	59	Dodge City	2013
PWS Bulk Tank	Trichloroethene	180-64795-1	2.7	2.7	mg/L		0.25			Wichita	2017
PWS Bulk Tank	Trichloroethene	180-69236-1	3.1	3.1	mg/L		0.25			Omaha	2017
PWS Bulk Tank	Trichloroethene	180-42328-1	3.2	3.2	mg/L		0.25			Wichita	2015
PWS Bulk Tank	Trichloroethene	180-32302-1	3.3	3.3	mg/L		0.25			Salt Lake City	2014
PWS Bulk Tank	Trichloroethene	180-58144-1	3.5	3.5	mg/L		0.25			Tampa	2016
PWS Bulk Tank	Trichloroethene	180-35936-1	3.6	3.6	mg/L		0.25			Wichita	2014
PWS Bulk Tank	Trichloroethene	180-76364-1	4.9	4.9	mg/L		0.25			Lexington	2018
PWS Bulk Tank	Trichloroethene	180-67589-1	5.1	5.1	mg/L		0.25			Boise	2017
PWS Bulk Tank	Trichloroethene	180-22095-1	5.5	5.5	mg/L		0.25			Grand Island	2013
PWS Bulk Tank	Trichloroethene	180-44036-1	6.9	6.9	mg/L		0.5			Grand Island	2015
PWS Bulk Tank	Trichloroethene	180-57963-1	8.6	8.6	mg/L		0.25			Omaha	2016
PWS Bulk Tank	Trichloroethene	180-65526-1	8.6	8.6	mg/L		0.25			Salt Lake City	2017

PWS Bulk Tank	Trichloroethene	180-22924-1	8.8	8.8	mg/L		0.5			Wichita	2013
PWS Bulk Tank	Trichloroethene	180-68951-1	10	10	mg/L		0.25			Bismarck	2017
PWS Bulk Tank	Trichloroethene	180-24284-1	13	13	mg/L		0.25			Omaha	2013
PWS Bulk Tank	Trichloroethene	180-45918-1	16	16	mg/L		0.25			Salt Lake City	2015
PWS Bulk Tank	Trichloroethene	180-25502-1	50	25	mg/L	U	50			Sacramento	2013
PWS Bulk Tank	Trichloroethene	180-36820-1	31	31	mg/L		0.25			Fargo	2014
PWS Bulk Tank	Trichloroethene	180-47630-1	32	32	mg/L		0.25			Omaha	2015
PWS Bulk Tank	Trichloroethene	180-43570-1	39	39	mg/L		0.25			Salt Lake City	2015
PWS Bulk Tank	Trichloroethene	180-20709-1	81	81	mg/L		25			Salt Lake City	2013
PWS Bulk Tank	Trichloroethene	180-76990-1	87	87	mg/L	J	100			Salt Lake City	2018
PWS Bulk Tank	Vinyl Chloride	180-21042-1	0.1	0.05	mg/L	U	0.1			Bismarck	2013
PWS Bulk Tank	Vinyl Chloride	180-20979-1	0.1	0.05	mg/L	U	0.1			Boise	2013
PWS Bulk Tank	Vinyl Chloride	180-24465-1	0.1	0.05	mg/L	U	0.1			Dodge City	2013
PWS Bulk Tank	Vinyl Chloride	180-18801-1	0.1	0.05	mg/L	U	0.1			Dodge City	2013
PWS Bulk Tank	Vinyl Chloride	180-22095-1	0.1	0.05	mg/L	U	0.1			Grand Island	2013
PWS Bulk Tank	Vinyl Chloride	180-20206-1	0.1	0.05	mg/L	U	0.1			Lexington	2013
PWS Bulk Tank	Vinyl Chloride	180-24284-1	0.1	0.05	mg/L	U	0.1			Omaha	2013
PWS Bulk Tank	Vinyl Chloride	180-25502-1	0.1	0.05	mg/L	U	0.1			Sacramento	2013
PWS Bulk Tank	Vinyl Chloride	180-20709-1	0.1	0.05	mg/L	U	0.1			Salt Lake City	2013
PWS Bulk Tank	Vinyl Chloride	180-35828-1	0.1	0.05	mg/L	U	0.1			Dodge City	2014
PWS Bulk Tank	Vinyl Chloride	180-36820-1	0.1	0.05	mg/L	U	0.1			Fargo	2014
PWS Bulk Tank	Vinyl Chloride	180-33747-1	0.1	0.05	mg/L	U	0.1			Grand Island	2014
PWS Bulk Tank	Vinyl Chloride	180-35964-1	0.1	0.05	mg/L	U	0.1			Sacramento	2014
PWS Bulk Tank	Vinyl Chloride	180-32302-1	0.1	0.05	mg/L	U	0.1			Salt Lake City	2014
PWS Bulk Tank	Vinyl Chloride	180-35936-1	0.1	0.05	mg/L	U	0.1			Wichita	2014
PWS Bulk Tank	Vinyl Chloride	180-47865-1	0.1	0.05	mg/L	U	0.1			Bismarck	2015
PWS Bulk Tank	Vinyl Chloride	180-42378-1	0.1	0.05	mg/L	U	0.1			Lexington	2015
PWS Bulk Tank	Vinyl Chloride	180-47630-1	0.1	0.05	mg/L	U	0.1			Omaha	2015
PWS Bulk Tank	Vinyl Chloride	180-49237-1	0.1	0.05	mg/L	U	0.1			Sacramento	2015
PWS Bulk Tank	Vinyl Chloride	180-43570-1	0.1	0.05	mg/L	U	0.1			Salt Lake City	2015
PWS Bulk Tank	Vinyl Chloride	180-45918-1	0.1	0.05	mg/L	U	0.1			Salt Lake City	2015
PWS Bulk Tank	Vinyl Chloride	180-48823-1	0.1	0.05	mg/L	U	0.1			Tallahassee	2015
PWS Bulk Tank	Vinyl Chloride	180-42328-1	0.1	0.05	mg/L	U	0.1			Wichita	2015
PWS Bulk Tank	Vinyl Chloride	180-52531-1	0.1	0.05	mg/L	U	0.1			Boise	2016
PWS Bulk Tank	Vinyl Chloride	180-54031-1	0.1	0.05	mg/L	U	0.1			Kaukauna	2016
PWS Bulk Tank	Vinyl Chloride	180-57963-1	0.1	0.05	mg/L	U	0.1			Omaha	2016
PWS Bulk Tank	Vinyl Chloride	180-58144-1	0.1	0.05	mg/L	U	0.1			Tampa	2016
PWS Bulk Tank	Vinyl Chloride	180-59184-1	0.1	0.05	mg/L	U	0.1			Wichita	2016
PWS Bulk Tank	Vinyl chloride	180-68951-1	0.1	0.05	mg/L	U	0.1			Bismarck	2017
PWS Bulk Tank	Vinyl chloride	180-67589-1	0.1	0.05	mg/L	U	0.1			Boise	2017
PWS Bulk Tank	Vinyl chloride	180-70325-1	0.1	0.05	mg/L	U	0.1			Grand Island	2017
PWS Bulk Tank	Vinyl chloride	180-66575-1	0.1	0.05	mg/L	U	0.1			Lexington	2017
PWS Bulk Tank	Vinyl chloride	180-69236-1	0.1	0.05	mg/L	U	0.1			Omaha	2017
PWS Bulk Tank	Vinyl chloride	180-65526-1	0.1	0.05	mg/L	U	0.1			Salt Lake City	2017
PWS Bulk Tank	Vinyl chloride	180-64795-1	0.1	0.05	mg/L	U	0.1			Wichita	2017
PWS Bulk Tank	Vinyl chloride	180-77048-1	0.1	0.05	mg/L	U	0.1			Boise	2018
PWS Bulk Tank	**Vinyl chloride**	**180-76746-1**	**0.1**	**0.05**	**mg/L**	**U**	**0.1**	**37**	**59**	**Chandler**	**2018**
PWS Bulk Tank	Vinyl chloride	180-82329-1	0.1	0.05	mg/L	U	0.1			Fargo	2018
PWS Bulk Tank	Vinyl chloride	180-76364-1	0.1	0.05	mg/L	U	0.1			Lexington	2018
PWS Bulk Tank	Vinyl chloride	180-82432-1	0.1	0.05	mg/L	U	0.1			Salisbury	2018
PWS Bulk Tank	Vinyl chloride	180-76990-1	0.1	0.05	mg/L	U	0.1			Salt Lake City	2018
PWS Bulk Tank	Vinyl chloride	180-81162-1	0.1	0.05	mg/L	U	0.1			Tampa	2018
PWS Bulk Tank	Vinyl chloride	180-76508-1	0.1	0.05	mg/L	U	0.1			Wichita	2018
PWS Bulk Tank	Vinyl chloride	180-74278-1	0.1	0.05	mg/L	U	0.1			Tallahassee	2018

PWS Bulk Tank	Vinyl Chloride	180-25784-1	0.2	0.1	mg/L	U	0.2	Santa Ana	2013
PWS Bulk Tank	Vinyl Chloride	180-18872-1	0.2	0.1	mg/L	U	0.2	Wichita	2013
PWS Bulk Tank	Vinyl Chloride	180-22924-1	0.2	0.1	mg/L	U	0.2	Wichita	2013
PWS Bulk Tank	Vinyl Chloride	180-30864-1	0.2	0.1	mg/L	U	0.2	Dodge City	2014
PWS Bulk Tank	Vinyl Chloride	180-36212-1	0.2	0.1	mg/L	U	0.2	Omaha	2014
PWS Bulk Tank	Vinyl Chloride	180-44036-1	0.2	0.1	mg/L	U	0.2	Grand Island	2015
PWS Bulk Tank	Vinyl Chloride	180-47806-1	0.2	0.1	mg/L	U	0.2	Wichita	2015
PWS Bulk Tank	Vinyl Chloride	180-54965-1	0.2	0.1	mg/L	U	0.2	Archdale	2016
PWS Bulk Tank	Vinyl Chloride	180-58610-1	0.2	0.1	mg/L	U	0.2	Sacramento	2016
PWS Bulk Tank	Vinyl Chloride	180-53847-1	0.2	0.1	mg/L	U	0.2	Salt Lake City	2016
PWS Bulk Tank	Vinyl Chloride	180-53135-1	0.2	0.1	mg/L	U	0.2	Wichita	2016
PWS Bulk Tank	Vinyl chloride	180-68921-1	0.2	0.1	mg/L	U	0.2	Wichita	2017
PWS Bulk Tank	Vinyl chloride	180-81851-1	0.2	0.1	mg/L	U	0.2	Wichita	2018
PWS Bulk Tank	Vinyl Chloride	180-30657-1	1	0.5	mg/L	U	1	Wichita	2014
PWS Bulk Tank	Vinyl Chloride	180-25502-1	20	10	mg/L	U	20	Sacramento	2013

MATRIX	PARAMETER	LAB ID	RESULT	UNITS	QUALIFIER
	1,4-Dichlorobenzene Average		0.281667		
	2,4,5-Trichlorophenol Average		0.255		
	2,4-Dinitrotoluene Average		0.232		
	2-Butanone (MEK) Average		24.06741		
	Arsenic Average		0.0237		
	Barium Average		0.914259		
	Benzene Average		1.410909		
	Bulk Density Average		0.79		
	Cadmium Average		0.274093		
	Chlorobenzene Average		0.36		
	Chromium Average		0.320036		
	Flashpoint Average		149.4259		
	Halogens, Extractable Organic Average		489.5		
	Hexachlorobenzene Average		0.47		
	Lead Average		2.450053		
	Mercury Average		0.154152		
	Methylphenol, 3 & 4 Average		7.196667		
	pH Average		7.194655		
	Selenium Average		0.312392		
	Silver Average		0.067538		
	Specific Gravity Average		0.766667		
	Tetrachloroethene Average		545.5759		
	Total Halogens Average		730		
	Trichloroethene Average		9.608756		

MATRIX	PARAMETER	LAB ID	RESULT	RANKED DATA	UNITS	QUALIFIER	REPORTING LIMIT	Uth VALUE	COUNT	FACILITY	YEAR
PWS Dumpster Sludge	1,1-Dichloroethene	180-54935-1	0.2	0.1	mg/L	U	0.2			Archdale	2016
PWS Dumpster Sludge	1,1-Dichloroethene	180-52551-1	0.2	0.1	mg/L	U	0.2			Boise	2016
PWS Dumpster Sludge	1,1-Dichloroethene	180-57485-1	0.2	0.1	mg/L	U	0.2			Chandler	2016
PWS Dumpster Sludge	1,1-Dichloroethene	180-58404-1	0.2	0.1	mg/L	U	0.2			Charlotte	2016
PWS Dumpster Sludge	1,1-Dichloroethene	180-58682-1	0.2	0.1	mg/L	U	0.2			Clackamas	2016
PWS Dumpster Sludge	1,1-Dichloroethene	180-56683-1	0.2	0.1	mg/L	U	0.2			Farmington	2016
PWS Dumpster Sludge	1,1-Dichloroethene	180-57965-1	0.2	0.1	mg/L	U	0.2			Omaha	2016
PWS Dumpster Sludge	1,1-Dichloroethene	180-58492-1	0.2	0.1	mg/L	U	0.2			Raleigh	2016
PWS Dumpster Sludge	1,1-Dichloroethene	180-58609-1	0.2	0.1	mg/L	U	0.2			Sacramento	2016
PWS Dumpster Sludge	1,1-Dichloroethene	180-53845-1	0.2	0.1	mg/L	U	0.2			Salt Lake City	2016
PWS Dumpster Sludge	1,1-Dichloroethene	180-58143-1	0.2	0.1	mg/L	U	0.2			Tampa	2016
PWS Dumpster Sludge	1,1-Dichloroethene	180-53132-1	0.2	0.1	mg/L	U	0.2			Wichita	2016
PWS Dumpster Sludge	1,1-Dichloroethene	180-59192-1	0.2	0.1	mg/L	U	0.2			Wichita	2016
PWS Dumpster Sludge	1,1-Dichloroethene	180-65701-1	0.2	0.1	mg/L	U	0.2			Archdale	2017
PWS Dumpster Sludge	1,1-Dichloroethene	180-68952-1	0.2	0.1	mg/L	U	0.2			Bismarck	2017
PWS Dumpster Sludge	1,1-Dichloroethene	180-66652-1	0.2	0.1	mg/L	U	0.2			Boise	2017
PWS Dumpster Sludge	1,1-Dichloroethene	180-64611-1	0.2	0.1	mg/L	U	0.2			Chandler	2017
PWS Dumpster Sludge	1,1-Dichloroethene	180-69205-1	0.2	0.1	mg/L	U	0.2			Clackamas	2017
PWS Dumpster Sludge	1,1-Dichloroethene	180-68914-1	0.2	0.1	mg/L	U	0.2			Farmington	2017
PWS Dumpster Sludge	1,1-Dichloroethene	180-70330-1	0.2	0.1	mg/L	U	0.2			Grand Island	2017
PWS Dumpster Sludge	1,1-Dichloroethene	180-69233-1	0.2	0.1	mg/L	U	0.2			Omaha	2017
PWS Dumpster Sludge	1,1-Dichloroethene	180-70394-1	0.2	0.1	mg/L	U	0.2			Raleigh	2017
PWS Dumpster Sludge	1,1-Dichloroethene	180-65525-1	0.2	0.1	mg/L	U	0.2			Salt Lake City	2017
PWS Dumpster Sludge	1,1-Dichloroethene	180-69416-1	0.2	0.1	mg/L	U	0.2			Tulsa	2017
PWS Dumpster Sludge	1,1-Dichloroethene	180-64798-1	0.2	0.1	mg/L	U	0.2			Wichita	2017
PWS Dumpster Sludge	1,1-Dichloroethene	180-68834-1	0.2	0.1	mg/L	U H	0.2			Wichita	2017
PWS Dumpster Sludge	1,1-Dichloroethene	180-70519-1	0.2	0.1	mg/L	U	0.2			Sacramento	2017
PWS Dumpster Sludge	1,1-Dichloroethene	180-81017-1	0.2	0.1	mg/L	U	0.2			Albuquerque	2018
PWS Dumpster Sludge	1,1-Dichloroethene	180-77378-1	0.2	0.1	mg/L	U	0.2			Archdale	2018
PWS Dumpster Sludge	1,1-Dichloroethene	180-77126-1	0.2	0.1	mg/L	U	0.2			Boise	2018
PWS Dumpster Sludge	1,1-Dichloroethene	180-76999-1	0.2	0.1	mg/L	U	0.2			Chandler	2018
PWS Dumpster Sludge	1,1-Dichloroethene	180-82401-1	0.2	0.1	mg/L	U	0.2			Clackamas	2018
PWS Dumpster Sludge	1,1-Dichloroethene	180-80342-1	0.2	0.1	mg/L	U	0.2	33	53	Fargo	2018
PWS Dumpster Sludge	1,1-Dichloroethene	180-81612-1	0.2	0.1	mg/L	U	0.2			Farmington	2018
PWS Dumpster Sludge	1,1-Dichloroethene	180-78576-1	0.2	0.1	mg/L	U	0.2			Raleigh	2018
PWS Dumpster Sludge	1,1-Dichloroethene	180-80844-1	0.2	0.1	mg/L	U	0.2			Sacramento	2018
PWS Dumpster Sludge	1,1-Dichloroethene	180-81822-1	0.2	0.1	mg/L	U	0.2			Salisbury	2018
PWS Dumpster Sludge	1,1-Dichloroethene	180-76986-1	0.2	0.1	mg/L	U	0.2			Salt Lake City	2018
PWS Dumpster Sludge	1,1-Dichloroethene	180-79375-1	0.2	0.1	mg/L	U	0.2			Tampa	2018
PWS Dumpster Sludge	1,1-Dichloroethene	180-78536-1	0.2	0.1	mg/L	U	0.2			Tulsa	2018
PWS Dumpster Sludge	1,1-Dichloroethene	180-80379-1	0.2	0.1	mg/L	U	0.2			Tulsa	2018
PWS Dumpster Sludge	1,1-Dichloroethene	180-76259-1	0.2	0.1	mg/L	U	0.2			Wichita	2018
PWS Dumpster Sludge	1,1-Dichloroethene	180-81850-1	0.2	0.1	mg/L	U	0.2			Wichita	2018
PWS Dumpster Sludge	1,1-Dichloroethene	180-71592-1	0.2	0.1	mg/L	U	0.2			Salisbury	2018
PWS Dumpster Sludge	1,1-Dichloroethene	180-74280-1	0.2	0.1	mg/L	U	0.2			Tallahassee	2018
PWS Dumpster Sludge	1,1-Dichloroethene	180-58745-1	0.25	0.125	mg/L	U	0.25			Albuquerque	2016
PWS Dumpster Sludge	1,1-Dichloroethene	180-56014-1	0.25	0.125	mg/L	U	0.25			St. Pauls	2016
PWS Dumpster Sludge	1,1-Dichloroethene	180-58734-1	0.25	0.125	mg/L	U	0.25			Tulsa	2016
PWS Dumpster Sludge	1,1-Dichloroethene	180-70384-1	0.25	0.125	mg/L	U *	0.25			Albuquerque	2017
PWS Dumpster Sludge	1,1-Dichloroethene	180-69241-1	0.25	0.125	mg/L	U	0.25			Oklahoma City	2017
PWS Dumpster Sludge	1,1-Dichloroethene	180-68774-1	0.25	0.125	mg/L	U *	0.25			St Pauls	2017
PWS Dumpster Sludge	1,1-Dichloroethene	180-79776-1	0.5	0.25	mg/L	U	0.5			Oklahoma City	2018
PWS Dumpster Sludge	1,1-Dichloroethene	180-82967-1	0.5	0.25	mg/L	U	0.5			St Pauls	2018

PWS Dumpster Sludge	1,2-Dichloroethane	180-54935-1	0.2	0.1	mg/L	U	0.2			Archdale	2016
PWS Dumpster Sludge	1,2-Dichloroethane	180-52551-1	0.2	0.1	mg/L	U	0.2			Boise	2016
PWS Dumpster Sludge	1,2-Dichloroethane	180-57485-1	0.2	0.1	mg/L	U	0.2			Chandler	2016
PWS Dumpster Sludge	1,2-Dichloroethane	180-58404-1	0.2	0.1	mg/L	U	0.2			Charlotte	2016
PWS Dumpster Sludge	1,2-Dichloroethane	180-58682-1	0.2	0.1	mg/L	U	0.2			Clackamas	2016
PWS Dumpster Sludge	1,2-Dichloroethane	180-56683-1	0.2	0.1	mg/L	U	0.2			Farmington	2016
PWS Dumpster Sludge	1,2-Dichloroethane	180-57965-1	0.2	0.1	mg/L	U	0.2			Omaha	2016
PWS Dumpster Sludge	1,2-Dichloroethane	180-58492-1	0.2	0.1	mg/L	U	0.2			Raleigh	2016
PWS Dumpster Sludge	1,2-Dichloroethane	180-58609-1	0.2	0.1	mg/L	U	0.2			Sacramento	2016
PWS Dumpster Sludge	1,2-Dichloroethane	180-53845-1	0.2	0.1	mg/L	U	0.2			Salt Lake City	2016
PWS Dumpster Sludge	1,2-Dichloroethane	180-58143-1	0.2	0.1	mg/L	U	0.2			Tampa	2016
PWS Dumpster Sludge	1,2-Dichloroethane	180-53132-1	0.2	0.1	mg/L	U	0.2			Wichita	2016
PWS Dumpster Sludge	1,2-Dichloroethane	180-59192-1	0.2	0.1	mg/L	U	0.2			Wichita	2016
PWS Dumpster Sludge	1,2-Dichloroethane	180-65701-1	0.2	0.1	mg/L	U	0.2			Archdale	2017
PWS Dumpster Sludge	1,2-Dichloroethane	180-68952-1	0.2	0.1	mg/L	U	0.2			Bismarck	2017
PWS Dumpster Sludge	1,2-Dichloroethane	180-66652-1	0.2	0.1	mg/L	U	0.2			Boise	2017
PWS Dumpster Sludge	1,2-Dichloroethane	180-64611-1	0.2	0.1	mg/L	U	0.2			Chandler	2017
PWS Dumpster Sludge	1,2-Dichloroethane	180-69205-1	0.2	0.1	mg/L	U	0.2			Clackamas	2017
PWS Dumpster Sludge	1,2-Dichloroethane	180-68914-1	0.2	0.1	mg/L	U	0.2			Farmington	2017
PWS Dumpster Sludge	1,2-Dichloroethane	180-70330-1	0.2	0.1	mg/L	U	0.2			Grand Island	2017
PWS Dumpster Sludge	1,2-Dichloroethane	180-69233-1	0.2	0.1	mg/L	U	0.2			Omaha	2017
PWS Dumpster Sludge	1,2-Dichloroethane	180-70394-1	0.2	0.1	mg/L	U	0.2			Raleigh	2017
PWS Dumpster Sludge	1,2-Dichloroethane	180-65525-1	0.2	0.1	mg/L	U	0.2			Salt Lake City	2017
PWS Dumpster Sludge	1,2-Dichloroethane	180-69416-1	0.2	0.1	mg/L	U	0.2			Tulsa	2017
PWS Dumpster Sludge	1,2-Dichloroethane	180-64798-1	0.2	0.1	mg/L	U	0.2			Wichita	2017
PWS Dumpster Sludge	1,2-Dichloroethane	180-68834-1	0.2	0.1	mg/L	U H	0.2			Wichita	2017
PWS Dumpster Sludge	1,2-Dichloroethane	180-70519-1	0.2	0.1	mg/L	U	0.2			Sacramento	2017
PWS Dumpster Sludge	1,2-Dichloroethane	180-81017-1	0.2	0.1	mg/L	U	0.2			Albuquerque	2018
PWS Dumpster Sludge	1,2-Dichloroethane	180-77378-1	0.2	0.1	mg/L	U	0.2			Archdale	2018
PWS Dumpster Sludge	1,2-Dichloroethane	180-77126-1	0.2	0.1	mg/L	U	0.2			Boise	2018
PWS Dumpster Sludge	1,2-Dichloroethane	180-76999-1	0.2	0.1	mg/L	U	0.2			Chandler	2018
PWS Dumpster Sludge	1,2-Dichloroethane	180-82401-1	0.2	0.1	mg/L	U	0.2			Clackamas	2018
PWS Dumpster Sludge	1,2-Dichloroethane	180-80342-1	0.2	0.1	mg/L	U	0.2	33	53	Fargo	2018
PWS Dumpster Sludge	1,2-Dichloroethane	180-81612-1	0.2	0.1	mg/L	U	0.2			Farmington	2018
PWS Dumpster Sludge	1,2-Dichloroethane	180-78576-1	0.2	0.1	mg/L	U	0.2			Raleigh	2018
PWS Dumpster Sludge	1,2-Dichloroethane	180-80844-1	0.2	0.1	mg/L	U	0.2			Sacramento	2018
PWS Dumpster Sludge	1,2-Dichloroethane	180-81822-1	0.2	0.1	mg/L	U	0.2			Salisbury	2018
PWS Dumpster Sludge	1,2-Dichloroethane	180-76986-1	0.2	0.1	mg/L	U	0.2			Salt Lake City	2018
PWS Dumpster Sludge	1,2-Dichloroethane	180-79375-1	0.2	0.1	mg/L	U	0.2			Tampa	2018
PWS Dumpster Sludge	1,2-Dichloroethane	180-78536-1	0.2	0.1	mg/L	U	0.2			Tulsa	2018
PWS Dumpster Sludge	1,2-Dichloroethane	180-80379-1	0.2	0.1	mg/L	U	0.2			Tulsa	2018
PWS Dumpster Sludge	1,2-Dichloroethane	180-76259-1	0.2	0.1	mg/L	U	0.2			Wichita	2018
PWS Dumpster Sludge	1,2-Dichloroethane	180-81850-1	0.2	0.1	mg/L	U	0.2			Wichita	2018
PWS Dumpster Sludge	1,2-Dichloroethane	180-71592-1	0.2	0.1	mg/L	U	0.2			Salisbury	2018
PWS Dumpster Sludge	1,2-Dichloroethane	180-74280-1	0.2	0.1	mg/L	U	0.2			Tallahassee	2018
PWS Dumpster Sludge	1,2-Dichloroethane	180-58745-1	0.25	0.125	mg/L	U	0.25			Albuquerque	2016
PWS Dumpster Sludge	1,2-Dichloroethane	180-56014-1	0.25	0.125	mg/L	U	0.25			St. Pauls	2016
PWS Dumpster Sludge	1,2-Dichloroethane	180-58734-1	0.25	0.125	mg/L	U	0.25			Tulsa	2016
PWS Dumpster Sludge	1,2-Dichloroethane	180-70384-1	0.25	0.125	mg/L	U	0.25			Albuquerque	2017
PWS Dumpster Sludge	1,2-Dichloroethane	180-69241-1	0.25	0.125	mg/L	U	0.25			Oklahoma City	2017
PWS Dumpster Sludge	1,2-Dichloroethane	180-68774-1	0.25	0.125	mg/L	U	0.25			St Pauls	2017
PWS Dumpster Sludge	1,2-Dichloroethane	180-79776-1	0.5	0.25	mg/L	U	0.5			Oklahoma City	2018
PWS Dumpster Sludge	1,2-Dichloroethane	180-82967-1	0.5	0.25	mg/L	U	0.5			St Pauls	2018
PWS Dumpster Sludge	1,4-Dichlorobenzene	180-54935-1	0.2	0.1	mg/L	U	0.2			Archdale	2016

PWS Dumpster Sludge	1,4-Dichlorobenzene	180-52551-1	0.2	0.1	mg/L	U	0.2			Boise	2016
PWS Dumpster Sludge	1,4-Dichlorobenzene	180-57485-1	0.2	0.1	mg/L	U	0.2			Chandler	2016
PWS Dumpster Sludge	1,4-Dichlorobenzene	180-58404-1	0.2	0.1	mg/L	U	0.2			Charlotte	2016
PWS Dumpster Sludge	1,4-Dichlorobenzene	180-58682-1	0.2	0.1	mg/L	U	0.2			Clackamas	2016
PWS Dumpster Sludge	1,4-Dichlorobenzene	180-56683-1	0.2	0.1	mg/L	U	0.2			Farmington	2016
PWS Dumpster Sludge	1,4-Dichlorobenzene	180-57965-1	0.2	0.1	mg/L	U	0.2			Omaha	2016
PWS Dumpster Sludge	1,4-Dichlorobenzene	180-58492-1	0.2	0.1	mg/L	U	0.2			Raleigh	2016
PWS Dumpster Sludge	1,4-Dichlorobenzene	180-58609-1	0.2	0.1	mg/L	U	0.2			Sacramento	2016
PWS Dumpster Sludge	1,4-Dichlorobenzene	180-53845-1	0.2	0.1	mg/L	U	0.2			Salt Lake City	2016
PWS Dumpster Sludge	1,4-Dichlorobenzene	180-58143-1	0.2	0.1	mg/L	U	0.2			Tampa	2016
PWS Dumpster Sludge	1,4-Dichlorobenzene	180-53132-1	0.2	0.1	mg/L	U	0.2			Wichita	2016
PWS Dumpster Sludge	1,4-Dichlorobenzene	180-59192-1	0.2	0.1	mg/L	U	0.2			Wichita	2016
PWS Dumpster Sludge	1,4-Dichlorobenzene	180-65701-1	0.2	0.1	mg/L	U	0.2			Archdale	2017
PWS Dumpster Sludge	1,4-Dichlorobenzene	180-68952-1	0.2	0.1	mg/L	U	0.2			Bismarck	2017
PWS Dumpster Sludge	1,4-Dichlorobenzene	180-66652-1	0.2	0.1	mg/L	U	0.2			Boise	2017
PWS Dumpster Sludge	1,4-Dichlorobenzene	180-64611-1	0.2	0.1	mg/L	U	0.2			Chandler	2017
PWS Dumpster Sludge	1,4-Dichlorobenzene	180-69205-1	0.2	0.1	mg/L	U	0.2			Clackamas	2017
PWS Dumpster Sludge	1,4-Dichlorobenzene	180-68914-1	0.2	0.1	mg/L	U	0.2			Farmington	2017
PWS Dumpster Sludge	1,4-Dichlorobenzene	180-70330-1	0.2	0.1	mg/L	U	0.2			Grand Island	2017
PWS Dumpster Sludge	1,4-Dichlorobenzene	180-69233-1	0.2	0.1	mg/L	U	0.2			Omaha	2017
PWS Dumpster Sludge	1,4-Dichlorobenzene	180-70394-1	0.2	0.1	mg/L	U	0.2			Raleigh	2017
PWS Dumpster Sludge	1,4-Dichlorobenzene	180-65525-1	0.2	0.1	mg/L	U	0.2			Salt Lake City	2017
PWS Dumpster Sludge	1,4-Dichlorobenzene	180-69416-1	0.2	0.1	mg/L	U	0.2			Tulsa	2017
PWS Dumpster Sludge	1,4-Dichlorobenzene	180-64798-1	0.2	0.1	mg/L	U	0.2			Wichita	2017
PWS Dumpster Sludge	1,4-Dichlorobenzene	180-68834-1	0.2	0.1	mg/L	U H	0.2			Wichita	2017
PWS Dumpster Sludge	1,4-Dichlorobenzene	180-70519-1	0.2	0.1	mg/L	U	0.2			Sacramento	2017
PWS Dumpster Sludge	1,4-Dichlorobenzene	180-81017-1	0.2	0.1	mg/L	U	0.2			Albuquerque	2018
PWS Dumpster Sludge	1,4-Dichlorobenzene	180-77378-1	0.2	0.1	mg/L	U	0.2			Archdale	2018
PWS Dumpster Sludge	1,4-Dichlorobenzene	180-77126-1	0.2	0.1	mg/L	U	0.2			Boise	2018
PWS Dumpster Sludge	1,4-Dichlorobenzene	180-76999-1	0.2	0.1	mg/L	U	0.2			Chandler	2018
PWS Dumpster Sludge	1,4-Dichlorobenzene	180-82401-1	0.2	0.1	mg/L	U	0.2			Clackamas	2018
PWS Dumpster Sludge	1,4-Dichlorobenzene	180-80342-1	0.2	0.1	mg/L	U	0.2	33	53	Fargo	2018
PWS Dumpster Sludge	1,4-Dichlorobenzene	180-81612-1	0.2	0.1	mg/L	U	0.2			Farmington	2018
PWS Dumpster Sludge	1,4-Dichlorobenzene	180-78576-1	0.2	0.1	mg/L	U	0.2			Raleigh	2018
PWS Dumpster Sludge	1,4-Dichlorobenzene	180-80844-1	0.2	0.1	mg/L	U	0.2			Sacramento	2018
PWS Dumpster Sludge	1,4-Dichlorobenzene	180-81822-1	0.2	0.1	mg/L	U	0.2			Salisbury	2018
PWS Dumpster Sludge	1,4-Dichlorobenzene	180-76986-1	0.2	0.1	mg/L	U	0.2			Salt Lake City	2018
PWS Dumpster Sludge	1,4-Dichlorobenzene	180-79375-1	0.2	0.1	mg/L	U	0.2			Tampa	2018
PWS Dumpster Sludge	1,4-Dichlorobenzene	180-78536-1	0.2	0.1	mg/L	U	0.2			Tulsa	2018
PWS Dumpster Sludge	1,4-Dichlorobenzene	180-80379-1	0.2	0.1	mg/L	U	0.2			Tulsa	2018
PWS Dumpster Sludge	1,4-Dichlorobenzene	180-76259-1	0.2	0.1	mg/L	U	0.2			Wichita	2018
PWS Dumpster Sludge	1,4-Dichlorobenzene	180-81850-1	0.2	0.1	mg/L	U	0.2			Wichita	2018
PWS Dumpster Sludge	1,4-Dichlorobenzene	180-71592-1	0.2	0.1	mg/L	U	0.2			Salisbury	2018
PWS Dumpster Sludge	1,4-Dichlorobenzene	180-74280-1	0.2	0.1	mg/L	U	0.2			Tallahassee	2018
PWS Dumpster Sludge	1,4-Dichlorobenzene	180-58745-1	0.25	0.125	mg/L	U	0.25			Albuquerque	2016
PWS Dumpster Sludge	1,4-Dichlorobenzene	180-56014-1	0.25	0.125	mg/L	U	0.25			St. Pauls	2016
PWS Dumpster Sludge	1,4-Dichlorobenzene	180-58734-1	0.25	0.125	mg/L	U	0.25			Tulsa	2016
PWS Dumpster Sludge	1,4-Dichlorobenzene	180-70384-1	0.25	0.125	mg/L	U	0.25			Albuquerque	2017
PWS Dumpster Sludge	1,4-Dichlorobenzene	180-69241-1	0.25	0.125	mg/L	U	0.25			Oklahoma City	2017
PWS Dumpster Sludge	1,4-Dichlorobenzene	180-68774-1	0.25	0.125	mg/L	U	0.25			St Pauls	2017
PWS Dumpster Sludge	1,4-Dichlorobenzene	180-79776-1	0.5	0.25	mg/L	U	0.5			Oklahoma City	2018
PWS Dumpster Sludge	1,4-Dichlorobenzene	180-82967-1	0.5	0.25	mg/L	U	0.5			St Pauls	2018
PWS Dumpster Sludge	2,4,5-Trichlorophenol	180-54935-1	0.05	0.025	mg/L	U	0.05			Archdale	2016
PWS Dumpster Sludge	2,4,5-Trichlorophenol	180-52551-1	0.05	0.025	mg/L	U	0.05			Boise	2016

PWS Dumpster Sludge	2,4,5-Trichlorophenol	180-57485-1	0.05	0.025	mg/L	U	0.05			Chandler	2016
PWS Dumpster Sludge	2,4,5-Trichlorophenol	180-58682-1	0.05	0.025	mg/L	U	0.05			Clackamas	2016
PWS Dumpster Sludge	2,4,5-Trichlorophenol	180-56683-1	0.05	0.025	mg/L	U	0.05			Farmington	2016
PWS Dumpster Sludge	2,4,5-Trichlorophenol	180-57965-1	0.05	0.025	mg/L	U	0.05			Omaha	2016
PWS Dumpster Sludge	2,4,5-Trichlorophenol	180-58492-1	0.05	0.025	mg/L	U	0.05			Raleigh	2016
PWS Dumpster Sludge	2,4,5-Trichlorophenol	180-58609-1	0.05	0.025	mg/L	U	0.05			Sacramento	2016
PWS Dumpster Sludge	2,4,5-Trichlorophenol	180-53845-1	0.05	0.025	mg/L	U	0.05			Salt Lake City	2016
PWS Dumpster Sludge	2,4,5-Trichlorophenol	180-58143-1	0.05	0.025	mg/L	U	0.05			Tampa	2016
PWS Dumpster Sludge	2,4,5-Trichlorophenol	180-53132-1	0.05	0.025	mg/L	U	0.05			Wichita	2016
PWS Dumpster Sludge	2,4,5-Trichlorophenol	180-59192-1	0.05	0.025	mg/L	U	0.05			Wichita	2016
PWS Dumpster Sludge	2,4,5-Trichlorophenol	180-65701-1	0.05	0.025	mg/L	U	0.05			Archdale	2017
PWS Dumpster Sludge	2,4,5-Trichlorophenol	180-68952-1	0.05	0.025	mg/L	U	0.05			Bismarck	2017
PWS Dumpster Sludge	2,4,5-Trichlorophenol	180-66652-1	0.05	0.025	mg/L	U	0.05			Boise	2017
PWS Dumpster Sludge	2,4,5-Trichlorophenol	180-64611-1	0.05	0.025	mg/L	U	0.05			Chandler	2017
PWS Dumpster Sludge	2,4,5-Trichlorophenol	180-69205-1	0.05	0.025	mg/L	U	0.05			Clackamas	2017
PWS Dumpster Sludge	2,4,5-Trichlorophenol	180-68914-1	0.05	0.025	mg/L	U	0.05			Farmington	2017
PWS Dumpster Sludge	2,4,5-Trichlorophenol	180-70330-1	0.05	0.025	mg/L	U	0.05			Grand Island	2017
PWS Dumpster Sludge	2,4,5-Trichlorophenol	180-69233-1	0.05	0.025	mg/L	U	0.05			Omaha	2017
PWS Dumpster Sludge	2,4,5-Trichlorophenol	180-70394-1	0.05	0.025	mg/L	U	0.05			Raleigh	2017
PWS Dumpster Sludge	2,4,5-Trichlorophenol	180-65525-1	0.05	0.025	mg/L	U	0.05			Salt Lake City	2017
PWS Dumpster Sludge	2,4,5-Trichlorophenol	180-69416-1	0.05	0.025	mg/L	U	0.05			Tulsa	2017
PWS Dumpster Sludge	2,4,5-Trichlorophenol	180-68834-1	0.05	0.025	mg/L	U H	0.05			Wichita	2017
PWS Dumpster Sludge	2,4,5-Trichlorophenol	180-70519-1	0.05	0.025	mg/L	U	0.05			Sacramento	2017
PWS Dumpster Sludge	2,4,5-Trichlorophenol	180-81017-1	0.05	0.025	mg/L	U	0.05			Albuquerque	2018
PWS Dumpster Sludge	2,4,5-Trichlorophenol	180-77378-1	0.05	0.025	mg/L	U	0.05			Archdale	2018
PWS Dumpster Sludge	2,4,5-Trichlorophenol	180-77126-1	0.05	0.025	mg/L	U	0.05			Boise	2018
PWS Dumpster Sludge	2,4,5-Trichlorophenol	180-76999-1	0.05	0.025	mg/L	U	0.05			Chandler	2018
PWS Dumpster Sludge	2,4,5-Trichlorophenol	180-82401-1	0.05	0.025	mg/L	U	0.05			Clackamas	2018
PWS Dumpster Sludge	2,4,5-Trichlorophenol	180-80342-1	0.05	0.025	mg/L	U	0.05			Fargo	2018
PWS Dumpster Sludge	2,4,5-Trichlorophenol	180-81612-1	0.05	0.025	mg/L	U	0.05			Farmington	2018
PWS Dumpster Sludge	**2,4,5-Trichlorophenol**	**180-78576-1**	**0.05**	**0.025**	**mg/L**	**U**	**0.05**	**33**	**53**	**Raleigh**	**2018**
PWS Dumpster Sludge	2,4,5-Trichlorophenol	180-80844-1	0.05	0.025	mg/L	U	0.05			Sacramento	2018
PWS Dumpster Sludge	2,4,5-Trichlorophenol	180-81822-1	0.05	0.025	mg/L	U	0.05			Salisbury	2018
PWS Dumpster Sludge	2,4,5-Trichlorophenol	180-76986-1	0.05	0.025	mg/L	U	0.05			Salt Lake City	2018
PWS Dumpster Sludge	2,4,5-Trichlorophenol	180-79375-1	0.05	0.025	mg/L	U	0.05			Tampa	2018
PWS Dumpster Sludge	2,4,5-Trichlorophenol	180-78536-1	0.05	0.025	mg/L	U	0.05			Tulsa	2018
PWS Dumpster Sludge	2,4,5-Trichlorophenol	180-80379-1	0.05	0.025	mg/L	U	0.05			Tulsa	2018
PWS Dumpster Sludge	2,4,5-Trichlorophenol	180-76259-1	0.05	0.025	mg/L	U	0.05			Wichita	2018
PWS Dumpster Sludge	2,4,5-Trichlorophenol	180-81850-1	0.05	0.025	mg/L	U	0.05			Wichita	2018
PWS Dumpster Sludge	2,4,5-Trichlorophenol	180-71592-1	0.05	0.025	mg/L	U	0.05			Salisbury	2018
PWS Dumpster Sludge	2,4,5-Trichlorophenol	180-74280-1	0.05	0.025	mg/L	U	0.05			Tallahassee	2018
PWS Dumpster Sludge	2,4,5-Trichlorophenol	180-58745-1	0.13	0.065	mg/L	U	0.13			Albuquerque	2016
PWS Dumpster Sludge	2,4,5-Trichlorophenol	180-56014-1	0.13	0.065	mg/L	U	0.13			St. Pauls	2016
PWS Dumpster Sludge	2,4,5-Trichlorophenol	180-58734-1	0.13	0.065	mg/L	U	0.13			Tulsa	2016
PWS Dumpster Sludge	2,4,5-Trichlorophenol	180-70384-1	0.13	0.065	mg/L	U	0.13			Albuquerque	2017
PWS Dumpster Sludge	2,4,5-Trichlorophenol	180-69241-1	0.13	0.065	mg/L	U	0.13			Oklahoma City	2017
PWS Dumpster Sludge	2,4,5-Trichlorophenol	180-68774-1	0.13	0.065	mg/L	U	0.13			St Pauls	2017
PWS Dumpster Sludge	2,4,5-Trichlorophenol	180-79776-1	0.13	0.065	mg/L	U *	0.13			Oklahoma City	2018
PWS Dumpster Sludge	2,4,5-Trichlorophenol	180-82967-1	0.13	0.065	mg/L	U *	0.13			St Pauls	2018
PWS Dumpster Sludge	2,4,5-Trichlorophenol	180-64798-1	0.5	0.25	mg/L	U	0.5			Wichita	2017
PWS Dumpster Sludge	2,4,5-Trichlorophenol	180-58404-1	0.6	0.3	mg/L	U	0.6			Charlotte	2016
PWS Dumpster Sludge	2,4,6-Trichlorophenol	180-54935-1	0.05	0.025	mg/L	U	0.05			Archdale	2016
PWS Dumpster Sludge	2,4,6-Trichlorophenol	180-52551-1	0.05	0.025	mg/L	U	0.05			Boise	2016
PWS Dumpster Sludge	2,4,6-Trichlorophenol	180-57485-1	0.05	0.025	mg/L	U	0.05			Chandler	2016

PWS Dumpster Sludge	2,4,6-Trichlorophenol	180-58682-1	0.05	0.025	mg/L	U	0.05			Clackamas	2016
PWS Dumpster Sludge	2,4,6-Trichlorophenol	180-56683-1	0.05	0.025	mg/L	U	0.05			Farmington	2016
PWS Dumpster Sludge	2,4,6-Trichlorophenol	180-57965-1	0.05	0.025	mg/L	U	0.05			Omaha	2016
PWS Dumpster Sludge	2,4,6-Trichlorophenol	180-58492-1	0.05	0.025	mg/L	U	0.05			Raleigh	2016
PWS Dumpster Sludge	2,4,6-Trichlorophenol	180-58609-1	0.05	0.025	mg/L	U	0.05			Sacramento	2016
PWS Dumpster Sludge	2,4,6-Trichlorophenol	180-53845-1	0.05	0.025	mg/L	U	0.05			Salt Lake City	2016
PWS Dumpster Sludge	2,4,6-Trichlorophenol	180-58143-1	0.05	0.025	mg/L	U	0.05			Tampa	2016
PWS Dumpster Sludge	2,4,6-Trichlorophenol	180-53132-1	0.05	0.025	mg/L	U	0.05			Wichita	2016
PWS Dumpster Sludge	2,4,6-Trichlorophenol	180-59192-1	0.05	0.025	mg/L	U	0.05			Wichita	2016
PWS Dumpster Sludge	2,4,6-Trichlorophenol	180-65701-1	0.05	0.025	mg/L	U	0.05			Archdale	2017
PWS Dumpster Sludge	2,4,6-Trichlorophenol	180-68952-1	0.05	0.025	mg/L	U	0.05			Bismarck	2017
PWS Dumpster Sludge	2,4,6-Trichlorophenol	180-66652-1	0.05	0.025	mg/L	U	0.05			Boise	2017
PWS Dumpster Sludge	2,4,6-Trichlorophenol	180-64611-1	0.05	0.025	mg/L	U	0.05			Chandler	2017
PWS Dumpster Sludge	2,4,6-Trichlorophenol	180-69205-1	0.05	0.025	mg/L	U	0.05			Clackamas	2017
PWS Dumpster Sludge	2,4,6-Trichlorophenol	180-68914-1	0.05	0.025	mg/L	U	0.05			Farmington	2017
PWS Dumpster Sludge	2,4,6-Trichlorophenol	180-70330-1	0.05	0.025	mg/L	U	0.05			Grand Island	2017
PWS Dumpster Sludge	2,4,6-Trichlorophenol	180-69233-1	0.05	0.025	mg/L	U	0.05			Omaha	2017
PWS Dumpster Sludge	2,4,6-Trichlorophenol	180-70394-1	0.05	0.025	mg/L	U	0.05			Raleigh	2017
PWS Dumpster Sludge	2,4,6-Trichlorophenol	180-65525-1	0.05	0.025	mg/L	U	0.05			Salt Lake City	2017
PWS Dumpster Sludge	2,4,6-Trichlorophenol	180-69416-1	0.05	0.025	mg/L	U	0.05			Tulsa	2017
PWS Dumpster Sludge	2,4,6-Trichlorophenol	180-68834-1	0.05	0.025	mg/L	U H	0.05			Wichita	2017
PWS Dumpster Sludge	2,4,6-Trichlorophenol	180-70519-1	0.05	0.025	mg/L	U	0.05			Sacramento	2017
PWS Dumpster Sludge	2,4,6-Trichlorophenol	180-81017-1	0.05	0.025	mg/L	U	0.05			Albuquerque	2018
PWS Dumpster Sludge	2,4,6-Trichlorophenol	180-77378-1	0.05	0.025	mg/L	U	0.05			Archdale	2018
PWS Dumpster Sludge	2,4,6-Trichlorophenol	180-77126-1	0.05	0.025	mg/L	U	0.05			Boise	2018
PWS Dumpster Sludge	2,4,6-Trichlorophenol	180-76999-1	0.05	0.025	mg/L	U	0.05			Chandler	2018
PWS Dumpster Sludge	2,4,6-Trichlorophenol	180-82401-1	0.05	0.025	mg/L	U	0.05			Clackamas	2018
PWS Dumpster Sludge	2,4,6-Trichlorophenol	180-80342-1	0.05	0.025	mg/L	U	0.05			Fargo	2018
PWS Dumpster Sludge	2,4,6-Trichlorophenol	180-81612-1	0.05	0.025	mg/L	U	0.05			Farmington	2018
PWS Dumpster Sludge	2,4,6-Trichlorophenol	180-78576-1	0.05	0.025	mg/L	U	0.05	33	53	Raleigh	2018
PWS Dumpster Sludge	2,4,6-Trichlorophenol	180-80844-1	0.05	0.025	mg/L	U	0.05			Sacramento	2018
PWS Dumpster Sludge	2,4,6-Trichlorophenol	180-81822-1	0.05	0.025	mg/L	U	0.05			Salisbury	2018
PWS Dumpster Sludge	2,4,6-Trichlorophenol	180-76986-1	0.05	0.025	mg/L	U	0.05			Salt Lake City	2018
PWS Dumpster Sludge	2,4,6-Trichlorophenol	180-79375-1	0.05	0.025	mg/L	U	0.05			Tampa	2018
PWS Dumpster Sludge	2,4,6-Trichlorophenol	180-78536-1	0.05	0.025	mg/L	U	0.05			Tulsa	2018
PWS Dumpster Sludge	2,4,6-Trichlorophenol	180-80379-1	0.05	0.025	mg/L	U	0.05			Tulsa	2018
PWS Dumpster Sludge	2,4,6-Trichlorophenol	180-76259-1	0.05	0.025	mg/L	U	0.05			Wichita	2018
PWS Dumpster Sludge	2,4,6-Trichlorophenol	180-81850-1	0.05	0.025	mg/L	U	0.05			Wichita	2018
PWS Dumpster Sludge	2,4,6-Trichlorophenol	180-71592-1	0.05	0.025	mg/L	U	0.05			Salisbury	2018
PWS Dumpster Sludge	2,4,6-Trichlorophenol	180-74280-1	0.05	0.025	mg/L	U	0.05			Tallahassee	2018
PWS Dumpster Sludge	2,4,6-Trichlorophenol	180-58745-1	0.13	0.065	mg/L	U	0.13			Albuquerque	2016
PWS Dumpster Sludge	2,4,6-Trichlorophenol	180-56014-1	0.13	0.065	mg/L	U	0.13			St. Pauls	2016
PWS Dumpster Sludge	2,4,6-Trichlorophenol	180-58734-1	0.13	0.065	mg/L	U	0.13			Tulsa	2016
PWS Dumpster Sludge	2,4,6-Trichlorophenol	180-70384-1	0.13	0.065	mg/L	U	0.13			Albuquerque	2017
PWS Dumpster Sludge	2,4,6-Trichlorophenol	180-69241-1	0.13	0.065	mg/L	U	0.13			Oklahoma City	2017
PWS Dumpster Sludge	2,4,6-Trichlorophenol	180-68774-1	0.13	0.065	mg/L	U	0.13			St Pauls	2017
PWS Dumpster Sludge	2,4,6-Trichlorophenol	180-79776-1	0.13	0.065	mg/L	U	0.13			Oklahoma City	2018
PWS Dumpster Sludge	2,4,6-Trichlorophenol	180-82967-1	0.13	0.065	mg/L	U *	0.13			St Pauls	2018
PWS Dumpster Sludge	2,4,6-Trichlorophenol	180-64798-1	0.5	0.25	mg/L	U	0.5			Wichita	2017
PWS Dumpster Sludge	2,4,6-Trichlorophenol	180-58404-1	0.6	0.3	mg/L	U	0.6			Charlotte	2016
PWS Dumpster Sludge	2,4-Dinitrotoluene	180-54935-1	0.05	0.025	mg/L	U	0.05			Archdale	2016
PWS Dumpster Sludge	2,4-Dinitrotoluene	180-52551-1	0.05	0.025	mg/L	U	0.05			Boise	2016
PWS Dumpster Sludge	2,4-Dinitrotoluene	180-57485-1	0.05	0.025	mg/L	U	0.05			Chandler	2016
PWS Dumpster Sludge	2,4-Dinitrotoluene	180-58682-1	0.05	0.025	mg/L	U	0.05			Clackamas	2016

PWS Dumpster Sludge	2,4-Dinitrotoluene	180-56683-1	0.05	0.025	mg/L	U	0.05			Farmington	2016
PWS Dumpster Sludge	2,4-Dinitrotoluene	180-57965-1	0.05	0.025	mg/L	U	0.05			Omaha	2016
PWS Dumpster Sludge	2,4-Dinitrotoluene	180-58492-1	0.05	0.025	mg/L	U	0.05			Raleigh	2016
PWS Dumpster Sludge	2,4-Dinitrotoluene	180-58609-1	0.05	0.025	mg/L	U	0.05			Sacramento	2016
PWS Dumpster Sludge	2,4-Dinitrotoluene	180-53845-1	0.05	0.025	mg/L	U	0.05			Salt Lake City	2016
PWS Dumpster Sludge	2,4-Dinitrotoluene	180-58143-1	0.05	0.025	mg/L	U	0.05			Tampa	2016
PWS Dumpster Sludge	2,4-Dinitrotoluene	180-53132-1	0.05	0.025	mg/L	U	0.05			Wichita	2016
PWS Dumpster Sludge	2,4-Dinitrotoluene	180-59192-1	0.05	0.025	mg/L	U	0.05			Wichita	2016
PWS Dumpster Sludge	2,4-Dinitrotoluene	180-65701-1	0.05	0.025	mg/L	U	0.05			Archdale	2017
PWS Dumpster Sludge	2,4-Dinitrotoluene	180-68952-1	0.05	0.025	mg/L	U	0.05			Bismarck	2017
PWS Dumpster Sludge	2,4-Dinitrotoluene	180-66652-1	0.05	0.025	mg/L	U	0.05			Boise	2017
PWS Dumpster Sludge	2,4-Dinitrotoluene	180-64611-1	0.05	0.025	mg/L	U	0.05			Chandler	2017
PWS Dumpster Sludge	2,4-Dinitrotoluene	180-69205-1	0.05	0.025	mg/L	U	0.05			Clackamas	2017
PWS Dumpster Sludge	2,4-Dinitrotoluene	180-68914-1	0.05	0.025	mg/L	U	0.05			Farmington	2017
PWS Dumpster Sludge	2,4-Dinitrotoluene	180-70330-1	0.05	0.025	mg/L	U	0.05			Grand Island	2017
PWS Dumpster Sludge	2,4-Dinitrotoluene	180-69233-1	0.05	0.025	mg/L	U	0.05			Omaha	2017
PWS Dumpster Sludge	2,4-Dinitrotoluene	180-70394-1	0.05	0.025	mg/L	U	0.05			Raleigh	2017
PWS Dumpster Sludge	2,4-Dinitrotoluene	180-65525-1	0.05	0.025	mg/L	U	0.05			Salt Lake City	2017
PWS Dumpster Sludge	2,4-Dinitrotoluene	180-69416-1	0.05	0.025	mg/L	U	0.05			Tulsa	2017
PWS Dumpster Sludge	2,4-Dinitrotoluene	180-68834-1	0.05	0.025	mg/L	U H	0.05			Wichita	2017
PWS Dumpster Sludge	2,4-Dinitrotoluene	180-70519-1	0.05	0.025	mg/L	U	0.05			Sacramento	2017
PWS Dumpster Sludge	2,4-Dinitrotoluene	180-81017-1	0.05	0.025	mg/L	U	0.05			Albuquerque	2018
PWS Dumpster Sludge	2,4-Dinitrotoluene	180-77378-1	0.05	0.025	mg/L	U	0.05			Archdale	2018
PWS Dumpster Sludge	2,4-Dinitrotoluene	180-77126-1	0.05	0.025	mg/L	U	0.05			Boise	2018
PWS Dumpster Sludge	2,4-Dinitrotoluene	180-76999-1	0.05	0.025	mg/L	U	0.05			Chandler	2018
PWS Dumpster Sludge	2,4-Dinitrotoluene	180-82401-1	0.05	0.025	mg/L	U	0.05			Clackamas	2018
PWS Dumpster Sludge	2,4-Dinitrotoluene	180-80342-1	0.05	0.025	mg/L	U	0.05			Fargo	2018
PWS Dumpster Sludge	2,4-Dinitrotoluene	180-81612-1	0.05	0.025	mg/L	U	0.05			Farmington	2018
PWS Dumpster Sludge	2,4-Dinitrotoluene	180-78576-1	0.05	0.025	mg/L	U	0.05	33	53	Raleigh	2018
PWS Dumpster Sludge	2,4-Dinitrotoluene	180-80844-1	0.05	0.025	mg/L	U	0.05			Sacramento	2018
PWS Dumpster Sludge	2,4-Dinitrotoluene	180-81822-1	0.05	0.025	mg/L	U	0.05			Salisbury	2018
PWS Dumpster Sludge	2,4-Dinitrotoluene	180-76986-1	0.05	0.025	mg/L	U	0.05			Salt Lake City	2018
PWS Dumpster Sludge	2,4-Dinitrotoluene	180-79375-1	0.05	0.025	mg/L	U	0.05			Tampa	2018
PWS Dumpster Sludge	2,4-Dinitrotoluene	180-78536-1	0.05	0.025	mg/L	U	0.05			Tulsa	2018
PWS Dumpster Sludge	2,4-Dinitrotoluene	180-80379-1	0.05	0.025	mg/L	U	0.05			Tulsa	2018
PWS Dumpster Sludge	2,4-Dinitrotoluene	180-76259-1	0.05	0.025	mg/L	U	0.05			Wichita	2018
PWS Dumpster Sludge	2,4-Dinitrotoluene	180-81850-1	0.05	0.025	mg/L	U	0.05			Wichita	2018
PWS Dumpster Sludge	2,4-Dinitrotoluene	180-71592-1	0.05	0.025	mg/L	U	0.05			Salisbury	2018
PWS Dumpster Sludge	2,4-Dinitrotoluene	180-74280-1	0.05	0.025	mg/L	U	0.05			Tallahassee	2018
PWS Dumpster Sludge	2,4-Dinitrotoluene	180-58745-1	0.13	0.065	mg/L	U	0.13			Albuquerque	2016
PWS Dumpster Sludge	2,4-Dinitrotoluene	180-56014-1	0.13	0.065	mg/L	U	0.13			St. Pauls	2016
PWS Dumpster Sludge	2,4-Dinitrotoluene	180-58734-1	0.13	0.065	mg/L	U	0.13			Tulsa	2016
PWS Dumpster Sludge	2,4-Dinitrotoluene	180-70384-1	0.13	0.065	mg/L	U	0.13			Albuquerque	2017
PWS Dumpster Sludge	2,4-Dinitrotoluene	180-69241-1	0.13	0.065	mg/L	U	0.13			Oklahoma City	2017
PWS Dumpster Sludge	2,4-Dinitrotoluene	180-68774-1	0.13	0.065	mg/L	U	0.13			St Pauls	2017
PWS Dumpster Sludge	2,4-Dinitrotoluene	180-79776-1	0.13	0.065	mg/L	U	0.13			Oklahoma City	2018
PWS Dumpster Sludge	2,4-Dinitrotoluene	180-82967-1	0.21	0.21	mg/L	*	0.13			St Pauls	2018
PWS Dumpster Sludge	2,4-Dinitrotoluene	180-64798-1	0.5	0.25	mg/L	U	0.5			Wichita	2017
PWS Dumpster Sludge	2,4-Dinitrotoluene	180-58404-1	0.6	0.3	mg/L	U	0.6			Charlotte	2016
PWS Dumpster Sludge	2-Butanone (MEK)	180-54935-1	0.2	0.1	mg/L	U	0.2			Archdale	2016
PWS Dumpster Sludge	2-Butanone (MEK)	180-52551-1	0.2	0.1	mg/L	U	0.2			Boise	2016
PWS Dumpster Sludge	2-Butanone (MEK)	180-57485-1	0.2	0.1	mg/L	U	0.2			Chandler	2016
PWS Dumpster Sludge	2-Butanone (MEK)	180-58404-1	0.2	0.1	mg/L	U	0.2			Charlotte	2016
PWS Dumpster Sludge	2-Butanone (MEK)	180-58682-1	0.2	0.1	mg/L	U	0.2			Clackamas	2016

PWS Dumpster Sludge	2-Butanone (MEK)	180-56683-1	0.2	0.1	mg/L	U	0.2			Farmington	2016
PWS Dumpster Sludge	2-Butanone (MEK)	180-57965-1	0.2	0.1	mg/L	U	0.2			Omaha	2016
PWS Dumpster Sludge	2-Butanone (MEK)	180-58492-1	0.2	0.1	mg/L	U	0.2			Raleigh	2016
PWS Dumpster Sludge	2-Butanone (MEK)	180-58609-1	0.2	0.1	mg/L	U	0.2			Sacramento	2016
PWS Dumpster Sludge	2-Butanone (MEK)	180-53845-1	0.2	0.1	mg/L	U	0.2			Salt Lake City	2016
PWS Dumpster Sludge	2-Butanone (MEK)	180-58143-1	0.2	0.1	mg/L	U	0.2			Tampa	2016
PWS Dumpster Sludge	2-Butanone (MEK)	180-53132-1	0.2	0.1	mg/L	U	0.2			Wichita	2016
PWS Dumpster Sludge	2-Butanone (MEK)	180-59192-1	0.2	0.1	mg/L	U	0.2			Wichita	2016
PWS Dumpster Sludge	2-Butanone (MEK)	180-65701-1	0.2	0.1	mg/L	U	0.2			Archdale	2017
PWS Dumpster Sludge	2-Butanone (MEK)	180-68952-1	0.2	0.1	mg/L	U	0.2			Bismarck	2017
PWS Dumpster Sludge	2-Butanone (MEK)	180-66652-1	0.2	0.1	mg/L	U	0.2			Boise	2017
PWS Dumpster Sludge	2-Butanone (MEK)	180-70330-1	0.2	0.1	mg/L	U	0.2			Grand Island	2017
PWS Dumpster Sludge	2-Butanone (MEK)	180-69233-1	0.2	0.1	mg/L	U	0.2			Omaha	2017
PWS Dumpster Sludge	2-Butanone (MEK)	180-70394-1	0.2	0.1	mg/L	U	0.2			Raleigh	2017
PWS Dumpster Sludge	2-Butanone (MEK)	180-69416-1	0.2	0.1	mg/L	U	0.2			Tulsa	2017
PWS Dumpster Sludge	2-Butanone (MEK)	180-64798-1	0.2	0.1	mg/L	U	0.2			Wichita	2017
PWS Dumpster Sludge	2-Butanone (MEK)	180-68834-1	0.2	0.1	mg/L	U H	0.2			Wichita	2017
PWS Dumpster Sludge	2-Butanone (MEK)	180-70519-1	0.2	0.1	mg/L	U	0.2			Sacramento	2017
PWS Dumpster Sludge	2-Butanone (MEK)	180-81017-1	0.2	0.1	mg/L	U	0.2			Albuquerque	2018
PWS Dumpster Sludge	2-Butanone (MEK)	180-77378-1	0.2	0.1	mg/L	U	0.2			Archdale	2018
PWS Dumpster Sludge	2-Butanone (MEK)	180-77126-1	0.2	0.1	mg/L	U	0.2			Boise	2018
PWS Dumpster Sludge	2-Butanone (MEK)	180-76999-1	0.2	0.1	mg/L	U	0.2			Chandler	2018
PWS Dumpster Sludge	2-Butanone (MEK)	180-82401-1	0.2	0.1	mg/L	U	0.2			Clackamas	2018
PWS Dumpster Sludge	2-Butanone (MEK)	180-80342-1	0.2	0.1	mg/L	U	0.2			Fargo	2018
PWS Dumpster Sludge	2-Butanone (MEK)	180-81612-1	0.2	0.1	mg/L	U	0.2			Farmington	2018
PWS Dumpster Sludge	2-Butanone (MEK)	180-78576-1	0.2	0.1	mg/L	U	0.2			Raleigh	2018
PWS Dumpster Sludge	2-Butanone (MEK)	180-80844-1	0.2	0.1	mg/L	U	0.2			Sacramento	2018
PWS Dumpster Sludge	**2-Butanone (MEK)**	**180-81822-1**	**0.2**	**0.1**	**mg/L**	**U**	**0.2**	**33**	**53**	**Salisbury**	**2018**
PWS Dumpster Sludge	2-Butanone (MEK)	180-78536-1	0.2	0.1	mg/L	U	0.2			Tulsa	2018
PWS Dumpster Sludge	2-Butanone (MEK)	180-80379-1	0.2	0.1	mg/L	U	0.2			Tulsa	2018
PWS Dumpster Sludge	2-Butanone (MEK)	180-76259-1	0.2	0.1	mg/L	U	0.2			Wichita	2018
PWS Dumpster Sludge	2-Butanone (MEK)	180-81850-1	0.2	0.1	mg/L	U	0.2			Wichita	2018
PWS Dumpster Sludge	2-Butanone (MEK)	180-71592-1	0.2	0.1	mg/L	U	0.2			Salisbury	2018
PWS Dumpster Sludge	2-Butanone (MEK)	180-74280-1	0.2	0.1	mg/L	U	0.2			Tallahassee	2018
PWS Dumpster Sludge	2-Butanone (MEK)	180-58745-1	0.25	0.125	mg/L	U	0.25			Albuquerque	2016
PWS Dumpster Sludge	2-Butanone (MEK)	180-70384-1	0.25	0.125	mg/L	U	0.25			Albuquerque	2017
PWS Dumpster Sludge	2-Butanone (MEK)	180-68774-1	0.25	0.125	mg/L	U	0.25			St Pauls	2017
PWS Dumpster Sludge	2-Butanone (MEK)	180-68914-1	0.13	0.13	mg/L	J	0.2			Farmington	2017
PWS Dumpster Sludge	2-Butanone (MEK)	180-79375-1	0.2	0.2	mg/L		0.2			Tampa	2018
PWS Dumpster Sludge	2-Butanone (MEK)	180-64611-1	0.25	0.25	mg/L		0.2			Chandler	2017
PWS Dumpster Sludge	2-Butanone (MEK)	180-79776-1	0.5	0.25	mg/L	U	0.5			Oklahoma City	2018
PWS Dumpster Sludge	2-Butanone (MEK)	180-82967-1	0.5	0.25	mg/L	U	0.5			St Pauls	2018
PWS Dumpster Sludge	2-Butanone (MEK)	180-69205-1	0.43	0.43	mg/L		0.2			Clackamas	2017
PWS Dumpster Sludge	2-Butanone (MEK)	180-65525-1	1.1	1.1	mg/L		0.2			Salt Lake City	2017
PWS Dumpster Sludge	2-Butanone (MEK)	180-58734-1	1.3	1.3	mg/L		0.25			Tulsa	2016
PWS Dumpster Sludge	2-Butanone (MEK)	180-69241-1	1.6	1.6	mg/L		0.25			Oklahoma City	2017
PWS Dumpster Sludge	2-Butanone (MEK)	180-76986-1	3.2	3.2	mg/L		0.2			Salt Lake City	2018
PWS Dumpster Sludge	2-Butanone (MEK)	180-56014-1	15	15	mg/L		0.25			St. Pauls	2016
PWS Dumpster Sludge	2-Methylphenol	180-54935-1	0.05	0.025	mg/L	U	0.05			Archdale	2016
PWS Dumpster Sludge	2-Methylphenol	180-52551-1	0.05	0.025	mg/L	U	0.05			Boise	2016
PWS Dumpster Sludge	2-Methylphenol	180-57485-1	0.05	0.025	mg/L	U	0.05			Chandler	2016
PWS Dumpster Sludge	2-Methylphenol	180-58682-1	0.05	0.025	mg/L	U	0.05			Clackamas	2016
PWS Dumpster Sludge	2-Methylphenol	180-56683-1	0.05	0.025	mg/L	U	0.05			Farmington	2016
PWS Dumpster Sludge	2-Methylphenol	180-58492-1	0.05	0.025	mg/L	U	0.05			Raleigh	2016

PWS Dumpster Sludge	2-Methylphenol	180-58609-1	0.05	0.025	mg/L	U	0.05			Sacramento	2016
PWS Dumpster Sludge	2-Methylphenol	180-53845-1	0.05	0.025	mg/L	U	0.05			Salt Lake City	2016
PWS Dumpster Sludge	2-Methylphenol	180-58143-1	0.05	0.025	mg/L	U	0.05			Tampa	2016
PWS Dumpster Sludge	2-Methylphenol	180-53132-1	0.05	0.025	mg/L	U	0.05			Wichita	2016
PWS Dumpster Sludge	2-Methylphenol	180-59192-1	0.05	0.025	mg/L	U	0.05			Wichita	2016
PWS Dumpster Sludge	2-Methylphenol	180-65701-1	0.05	0.025	mg/L	U	0.05			Archdale	2017
PWS Dumpster Sludge	2-Methylphenol	180-68952-1	0.05	0.025	mg/L	U	0.05			Bismarck	2017
PWS Dumpster Sludge	2-Methylphenol	180-66652-1	0.05	0.025	mg/L	U	0.05			Boise	2017
PWS Dumpster Sludge	2-Methylphenol	180-64611-1	0.05	0.025	mg/L	U	0.05			Chandler	2017
PWS Dumpster Sludge	2-Methylphenol	180-69205-1	0.05	0.025	mg/L	U	0.05			Clackamas	2017
PWS Dumpster Sludge	2-Methylphenol	180-68914-1	0.05	0.025	mg/L	U	0.05			Farmington	2017
PWS Dumpster Sludge	2-Methylphenol	180-70330-1	0.05	0.025	mg/L	U	0.05			Grand Island	2017
PWS Dumpster Sludge	2-Methylphenol	180-69233-1	0.05	0.025	mg/L	U	0.05			Omaha	2017
PWS Dumpster Sludge	2-Methylphenol	180-70394-1	0.05	0.025	mg/L	U	0.05			Raleigh	2017
PWS Dumpster Sludge	2-Methylphenol	180-65525-1	0.05	0.025	mg/L	U	0.05			Salt Lake City	2017
PWS Dumpster Sludge	2-Methylphenol	180-69416-1	0.05	0.025	mg/L	U	0.05			Tulsa	2017
PWS Dumpster Sludge	2-Methylphenol	180-68834-1	0.05	0.025	mg/L	U H	0.05			Wichita	2017
PWS Dumpster Sludge	2-Methylphenol	180-70519-1	0.05	0.025	mg/L	U	0.05			Sacramento	2017
PWS Dumpster Sludge	2-Methylphenol	180-81017-1	0.05	0.025	mg/L	U	0.05			Albuquerque	2018
PWS Dumpster Sludge	2-Methylphenol	180-77378-1	0.05	0.025	mg/L	U	0.05			Archdale	2018
PWS Dumpster Sludge	2-Methylphenol	180-77126-1	0.05	0.025	mg/L	U	0.05			Boise	2018
PWS Dumpster Sludge	2-Methylphenol	180-76999-1	0.05	0.025	mg/L	U	0.05			Chandler	2018
PWS Dumpster Sludge	2-Methylphenol	180-82401-1	0.05	0.025	mg/L	U	0.05			Clackamas	2018
PWS Dumpster Sludge	2-Methylphenol	180-80342-1	0.05	0.025	mg/L	U	0.05			Fargo	2018
PWS Dumpster Sludge	2-Methylphenol	180-81612-1	0.05	0.025	mg/L	U	0.05			Farmington	2018
PWS Dumpster Sludge	2-Methylphenol	180-78576-1	0.05	0.025	mg/L	U	0.05			Raleigh	2018
PWS Dumpster Sludge	2-Methylphenol	180-80844-1	0.05	0.025	mg/L	U	0.05	33	53	Sacramento	2018
PWS Dumpster Sludge	2-Methylphenol	180-81822-1	0.05	0.025	mg/L	U	0.05			Salisbury	2018
PWS Dumpster Sludge	2-Methylphenol	180-76986-1	0.05	0.025	mg/L	U	0.05			Salt Lake City	2018
PWS Dumpster Sludge	2-Methylphenol	180-79375-1	0.05	0.025	mg/L	U	0.05			Tampa	2018
PWS Dumpster Sludge	2-Methylphenol	180-78536-1	0.05	0.025	mg/L	U	0.05			Tulsa	2018
PWS Dumpster Sludge	2-Methylphenol	180-80379-1	0.05	0.025	mg/L	U	0.05			Tulsa	2018
PWS Dumpster Sludge	2-Methylphenol	180-76259-1	0.05	0.025	mg/L	U	0.05			Wichita	2018
PWS Dumpster Sludge	2-Methylphenol	180-81850-1	0.05	0.025	mg/L	U	0.05			Wichita	2018
PWS Dumpster Sludge	2-Methylphenol	180-71592-1	0.05	0.025	mg/L	U	0.05			Salisbury	2018
PWS Dumpster Sludge	2-Methylphenol	180-74280-1	0.05	0.025	mg/L	U	0.05			Tallahassee	2018
PWS Dumpster Sludge	2-Methylphenol	180-64798-1	0.5	0.25	mg/L	U	0.5			Wichita	2017
PWS Dumpster Sludge	2-Methylphenol	180-57965-1	0.29	0.29	mg/L		0.05			Omaha	2016
PWS Dumpster Sludge	2-Methylphenol	180-58404-1	0.6	0.3	mg/L	U	0.6			Charlotte	2016
PWS Dumpster Sludge	2-Methylphenol	180-58745-1	1	0.5	mg/L	U	1			Albuquerque	2016
PWS Dumpster Sludge	2-Methylphenol	180-56014-1	1	0.5	mg/L	U	1			St. Pauls	2016
PWS Dumpster Sludge	2-Methylphenol	180-58734-1	1	0.5	mg/L	U	1			Tulsa	2016
PWS Dumpster Sludge	2-Methylphenol	180-70384-1	1	0.5	mg/L	U	1			Albuquerque	2017
PWS Dumpster Sludge	2-Methylphenol	180-69241-1	1	0.5	mg/L	U	1			Oklahoma City	2017
PWS Dumpster Sludge	2-Methylphenol	180-68774-1	1	0.5	mg/L	U	1			St Pauls	2017
PWS Dumpster Sludge	2-Methylphenol	180-79776-1	1	0.5	mg/L	U	1			Oklahoma City	2018
PWS Dumpster Sludge	2-Methylphenol	180-82967-1	1	0.5	mg/L	U	1			St Pauls	2018
PWS Dumpster Sludge	Arsenic	180-70330-1	0.043	0.043	mg/L	J	0.5			Grand Island	2017
PWS Dumpster Sludge	Arsenic	180-68952-1	0.046	0.046	mg/L	J	0.5			Bismarck	2017
PWS Dumpster Sludge	Arsenic	180-82401-1	0.046	0.046	mg/L	J	0.5			Clackamas	2018
PWS Dumpster Sludge	Arsenic	180-78576-1	0.053	0.053	mg/L	J	0.5			Raleigh	2018
PWS Dumpster Sludge	Arsenic	180-81612-1	0.094	0.094	mg/L	J	0.5			Farmington	2018
PWS Dumpster Sludge	Arsenic	180-54935-1	0.5	0.25	mg/L	U	0.5			Archdale	2016
PWS Dumpster Sludge	Arsenic	180-52551-1	0.5	0.25	mg/L	U	0.5			Boise	2016

PWS Dumpster Sludge	Arsenic	180-57485-1	0.5	0.25	mg/L	U	0.5			Chandler	2016
PWS Dumpster Sludge	Arsenic	180-58404-1	0.5	0.25	mg/L	U	0.5			Charlotte	2016
PWS Dumpster Sludge	Arsenic	180-58682-1	0.5	0.25	mg/L	U	0.5			Clackamas	2016
PWS Dumpster Sludge	Arsenic	180-56683-1	0.5	0.25	mg/L	U	0.5			Farmington	2016
PWS Dumpster Sludge	Arsenic	180-57965-1	0.5	0.25	mg/L	U	0.5			Omaha	2016
PWS Dumpster Sludge	Arsenic	180-58492-1	0.5	0.25	mg/L	U	0.5			Raleigh	2016
PWS Dumpster Sludge	Arsenic	180-58609-1	0.5	0.25	mg/L	U	0.5			Sacramento	2016
PWS Dumpster Sludge	Arsenic	180-53845-1	0.5	0.25	mg/L	U	0.5			Salt Lake City	2016
PWS Dumpster Sludge	Arsenic	180-58143-1	0.5	0.25	mg/L	U	0.5			Tampa	2016
PWS Dumpster Sludge	Arsenic	180-53132-1	0.5	0.25	mg/L	U	0.5			Wichita	2016
PWS Dumpster Sludge	Arsenic	180-59192-1	0.5	0.25	mg/L	U	0.5			Wichita	2016
PWS Dumpster Sludge	Arsenic	180-65701-1	0.5	0.25	mg/L	U	0.5			Archdale	2017
PWS Dumpster Sludge	Arsenic	180-66652-1	0.5	0.25	mg/L	U	0.5			Boise	2017
PWS Dumpster Sludge	Arsenic	180-64611-1	0.5	0.25	mg/L	U	0.5			Chandler	2017
PWS Dumpster Sludge	Arsenic	180-69205-1	0.5	0.25	mg/L	U	0.5			Clackamas	2017
PWS Dumpster Sludge	Arsenic	180-68914-1	0.5	0.25	mg/L	U	0.5			Farmington	2017
PWS Dumpster Sludge	Arsenic	180-69233-1	0.5	0.25	mg/L	U	0.5			Omaha	2017
PWS Dumpster Sludge	Arsenic	180-70394-1	0.5	0.25	mg/L	U	0.5			Raleigh	2017
PWS Dumpster Sludge	Arsenic	180-65525-1	0.5	0.25	mg/L	U	0.5			Salt Lake City	2017
PWS Dumpster Sludge	Arsenic	180-69416-1	0.5	0.25	mg/L	U	0.5			Tulsa	2017
PWS Dumpster Sludge	Arsenic	180-64798-1	0.5	0.25	mg/L	U	0.5			Wichita	2017
PWS Dumpster Sludge	Arsenic	180-68834-1	0.5	0.25	mg/L	U	0.5			Wichita	2017
PWS Dumpster Sludge	Arsenic	180-70519-1	0.5	0.25	mg/L	U	0.5			Sacramento	2017
PWS Dumpster Sludge	Arsenic	180-81017-1	0.5	0.25	mg/L	U	0.5			Albuquerque	2018
PWS Dumpster Sludge	Arsenic	180-77378-1	0.5	0.25	mg/L	U	0.5			Archdale	2018
PWS Dumpster Sludge	**Arsenic**	**180-77126-1**	**0.5**	**0.25**	**mg/L**	**U**	**0.5**	**33**	**53**	**Boise**	**2018**
PWS Dumpster Sludge	Arsenic	180-76999-1	0.5	0.25	mg/L	U	0.5			Chandler	2018
PWS Dumpster Sludge	Arsenic	180-80342-1	0.5	0.25	mg/L	U	0.5			Fargo	2018
PWS Dumpster Sludge	Arsenic	180-80844-1	0.5	0.25	mg/L	U	0.5			Sacramento	2018
PWS Dumpster Sludge	Arsenic	180-81822-1	0.5	0.25	mg/L	U	0.5			Salisbury	2018
PWS Dumpster Sludge	Arsenic	180-76986-1	0.5	0.25	mg/L	U	0.5			Salt Lake City	2018
PWS Dumpster Sludge	Arsenic	180-79375-1	0.5	0.25	mg/L	U ^	0.5			Tampa	2018
PWS Dumpster Sludge	Arsenic	180-78536-1	0.5	0.25	mg/L	U	0.5			Tulsa	2018
PWS Dumpster Sludge	Arsenic	180-80379-1	0.5	0.25	mg/L	U	0.5			Tulsa	2018
PWS Dumpster Sludge	Arsenic	180-76259-1	0.5	0.25	mg/L	U	0.5			Wichita	2018
PWS Dumpster Sludge	Arsenic	180-81850-1	0.5	0.25	mg/L	U	0.5			Wichita	2018
PWS Dumpster Sludge	Arsenic	180-71592-1	0.5	0.25	mg/L	U	0.5			Salisbury	2018
PWS Dumpster Sludge	Arsenic	180-74280-1	0.5	0.25	mg/L	U	0.5			Tallahassee	2018
PWS Dumpster Sludge	Arsenic	180-58745-1	1	0.5	mg/L	U	1			Albuquerque	2016
PWS Dumpster Sludge	Arsenic	180-56014-1	1	0.5	mg/L	U	1			St. Pauls	2016
PWS Dumpster Sludge	Arsenic	180-58734-1	1	0.5	mg/L	U	1			Tulsa	2016
PWS Dumpster Sludge	Arsenic	180-70384-1	1	0.5	mg/L	U	1			Albuquerque	2017
PWS Dumpster Sludge	Arsenic	180-69241-1	1	0.5	mg/L	U	1			Oklahoma City	2017
PWS Dumpster Sludge	Arsenic	180-68774-1	1	0.5	mg/L	U	1			St Pauls	2017
PWS Dumpster Sludge	Arsenic	180-79776-1	1	0.5	mg/L	U	1			Oklahoma City	2018
PWS Dumpster Sludge	Arsenic	180-82967-1	1	0.5	mg/L	U	1			St Pauls	2018
PWS Dumpster Sludge	Barium	180-77126-1	0.16	0.16	mg/L	J	2			Boise	2018
PWS Dumpster Sludge	Barium	180-80379-1	0.16	0.16	mg/L	J	2			Tulsa	2018
PWS Dumpster Sludge	Barium	180-70519-1	0.31	0.31	mg/L	J	2			Sacramento	2017
PWS Dumpster Sludge	Barium	180-66652-1	0.33	0.33	mg/L	J	2			Boise	2017
PWS Dumpster Sludge	Barium	180-69416-1	0.34	0.34	mg/L	J	2			Tulsa	2017
PWS Dumpster Sludge	Barium	180-58143-1	0.37	0.37	mg/L	J	2			Tampa	2016
PWS Dumpster Sludge	Barium	180-70384-1	0.37	0.37	mg/L	J	20			Albuquerque	2017
PWS Dumpster Sludge	Barium	180-68774-1	0.38	0.38	mg/L	J	20			St Pauls	2017

PWS Dumpster Sludge	Barium	180-58682-1	0.43	0.43	mg/L	J	2			Clackamas	2016
PWS Dumpster Sludge	Barium	180-80844-1	0.43	0.43	mg/L	J B	2			Sacramento	2018
PWS Dumpster Sludge	Barium	180-78536-1	0.43	0.43	mg/L	J	2			Tulsa	2018
PWS Dumpster Sludge	Barium	180-76999-1	0.44	0.44	mg/L	J	2			Chandler	2018
PWS Dumpster Sludge	Barium	180-65701-1	0.5	0.5	mg/L	J	2			Archdale	2017
PWS Dumpster Sludge	Barium	180-82401-1	0.54	0.54	mg/L	J	2			Clackamas	2018
PWS Dumpster Sludge	Barium	180-69205-1	0.55	0.55	mg/L	J	2			Clackamas	2017
PWS Dumpster Sludge	Barium	180-53132-1	0.58	0.58	mg/L	J B	2			Wichita	2016
PWS Dumpster Sludge	Barium	180-65525-1	0.58	0.58	mg/L	J	2			Salt Lake City	2017
PWS Dumpster Sludge	Barium	180-79375-1	0.62	0.62	mg/L	J	2			Tampa	2018
PWS Dumpster Sludge	Barium	180-74280-1	0.64	0.64	mg/L	J	2			Tallahassee	2018
PWS Dumpster Sludge	Barium	180-58404-1	0.65	0.65	mg/L	J	2			Charlotte	2016
PWS Dumpster Sludge	Barium	180-69241-1	0.65	0.65	mg/L	J	20			Oklahoma City	2017
PWS Dumpster Sludge	Barium	180-64798-1	0.65	0.65	mg/L	J	2			Wichita	2017
PWS Dumpster Sludge	Barium	180-58492-1	0.67	0.67	mg/L	J	2			Raleigh	2016
PWS Dumpster Sludge	Barium	180-76259-1	0.68	0.68	mg/L	J	2			Wichita	2018
PWS Dumpster Sludge	Barium	180-81822-1	0.69	0.69	mg/L	J	2			Salisbury	2018
PWS Dumpster Sludge	Barium	180-64611-1	0.71	0.71	mg/L	J	2			Chandler	2017
PWS Dumpster Sludge	Barium	180-81017-1	0.73	0.73	mg/L	J	2			Albuquerque	2018
PWS Dumpster Sludge	Barium	180-52551-1	0.74	0.74	mg/L	J B	2			Boise	2016
PWS Dumpster Sludge	Barium	180-54935-1	0.77	0.77	mg/L	J	2			Archdale	2016
PWS Dumpster Sludge	Barium	180-69233-1	0.79	0.79	mg/L	J B	2			Omaha	2017
PWS Dumpster Sludge	Barium	180-70330-1	0.8	0.8	mg/L	J B	2			Grand Island	2017
PWS Dumpster Sludge	Barium	180-78576-1	0.81	0.81	mg/L	J	2			Raleigh	2018
PWS Dumpster Sludge	Barium	180-79776-1	0.85	0.85	mg/L	J	20	33	53	Oklahoma City	2018
PWS Dumpster Sludge	Barium	180-59192-1	0.87	0.87	mg/L	J	2			Wichita	2016
PWS Dumpster Sludge	Barium	180-71592-1	0.97	0.97	mg/L	J	2			Salisbury	2018
PWS Dumpster Sludge	Barium	180-80342-1	0.99	0.99	mg/L	J	2			Fargo	2018
PWS Dumpster Sludge	Barium	180-81850-1	0.99	0.99	mg/L	J	2			Wichita	2018
PWS Dumpster Sludge	Barium	180-53845-1	1	1	mg/L	J B	2			Salt Lake City	2016
PWS Dumpster Sludge	Barium	180-68914-1	1	1	mg/L	J	2			Farmington	2017
PWS Dumpster Sludge	Barium	180-57485-1	1.1	1.1	mg/L	J	2			Chandler	2016
PWS Dumpster Sludge	Barium	180-56683-1	1.1	1.1	mg/L	J	2			Farmington	2016
PWS Dumpster Sludge	Barium	180-57965-1	1.1	1.1	mg/L	J	2			Omaha	2016
PWS Dumpster Sludge	Barium	180-56014-1	1.1	1.1	mg/L	J	20			St. Pauls	2016
PWS Dumpster Sludge	Barium	180-68834-1	1.1	1.1	mg/L	J	2			Wichita	2017
PWS Dumpster Sludge	Barium	180-76986-1	1.1	1.1	mg/L	J	2			Salt Lake City	2018
PWS Dumpster Sludge	Barium	180-70394-1	1.2	1.2	mg/L	J B	2			Raleigh	2017
PWS Dumpster Sludge	Barium	180-82967-1	1.2	1.2	mg/L	J	20			St Pauls	2018
PWS Dumpster Sludge	Barium	180-58609-1	1.5	1.5	mg/L	J	2			Sacramento	2016
PWS Dumpster Sludge	Barium	180-77378-1	1.7	1.7	mg/L	J	2			Archdale	2018
PWS Dumpster Sludge	Barium	180-81612-1	3.3	3.3	mg/L		2			Farmington	2018
PWS Dumpster Sludge	Barium	180-68952-1	3.4	3.4	mg/L		2			Bismarck	2017
PWS Dumpster Sludge	Barium	180-58745-1	20	10	mg/L	U	20			Albuquerque	2016
PWS Dumpster Sludge	Barium	180-58734-1	20	10	mg/L	U	20			Tulsa	2016
PWS Dumpster Sludge	Benzene	180-54935-1	0.2	0.1	mg/L	U	0.2			Archdale	2016
PWS Dumpster Sludge	Benzene	180-52551-1	0.2	0.1	mg/L	U	0.2			Boise	2016
PWS Dumpster Sludge	Benzene	180-57485-1	0.2	0.1	mg/L	U	0.2			Chandler	2016
PWS Dumpster Sludge	Benzene	180-58404-1	0.2	0.1	mg/L	U	0.2			Charlotte	2016
PWS Dumpster Sludge	Benzene	180-58682-1	0.2	0.1	mg/L	U	0.2			Clackamas	2016
PWS Dumpster Sludge	Benzene	180-56683-1	0.2	0.1	mg/L	U	0.2			Farmington	2016
PWS Dumpster Sludge	Benzene	180-57965-1	0.2	0.1	mg/L	U	0.2			Omaha	2016
PWS Dumpster Sludge	Benzene	180-58492-1	0.2	0.1	mg/L	U	0.2			Raleigh	2016
PWS Dumpster Sludge	Benzene	180-58609-1	0.2	0.1	mg/L	U	0.2			Sacramento	2016

PWS Dumpster Sludge	Benzene	180-53845-1	0.2	0.1	mg/L	U	0.2			Salt Lake City	2016
PWS Dumpster Sludge	Benzene	180-58143-1	0.2	0.1	mg/L	U	0.2			Tampa	2016
PWS Dumpster Sludge	Benzene	180-53132-1	0.2	0.1	mg/L	U	0.2			Wichita	2016
PWS Dumpster Sludge	Benzene	180-59192-1	0.2	0.1	mg/L	U	0.2			Wichita	2016
PWS Dumpster Sludge	Benzene	180-65701-1	0.2	0.1	mg/L	U	0.2			Archdale	2017
PWS Dumpster Sludge	Benzene	180-68952-1	0.2	0.1	mg/L	U	0.2			Bismarck	2017
PWS Dumpster Sludge	Benzene	180-66652-1	0.2	0.1	mg/L	U	0.2			Boise	2017
PWS Dumpster Sludge	Benzene	180-64611-1	0.2	0.1	mg/L	U	0.2			Chandler	2017
PWS Dumpster Sludge	Benzene	180-69205-1	0.2	0.1	mg/L	U	0.2			Clackamas	2017
PWS Dumpster Sludge	Benzene	180-68914-1	0.2	0.1	mg/L	U	0.2			Farmington	2017
PWS Dumpster Sludge	Benzene	180-70330-1	0.2	0.1	mg/L	U *	0.2			Grand Island	2017
PWS Dumpster Sludge	Benzene	180-69241-1	0.1	0.1	mg/L	J	0.25			Oklahoma City	2017
PWS Dumpster Sludge	Benzene	180-69233-1	0.2	0.1	mg/L	U	0.2			Omaha	2017
PWS Dumpster Sludge	Benzene	180-70394-1	0.2	0.1	mg/L	U	0.2			Raleigh	2017
PWS Dumpster Sludge	Benzene	180-65525-1	0.2	0.1	mg/L	U	0.2			Salt Lake City	2017
PWS Dumpster Sludge	Benzene	180-69416-1	0.2	0.1	mg/L	U	0.2			Tulsa	2017
PWS Dumpster Sludge	Benzene	180-64798-1	0.2	0.1	mg/L	U	0.2			Wichita	2017
PWS Dumpster Sludge	Benzene	180-68834-1	0.2	0.1	mg/L	U H	0.2			Wichita	2017
PWS Dumpster Sludge	Benzene	180-70519-1	0.2	0.1	mg/L	U	0.2			Sacramento	2017
PWS Dumpster Sludge	Benzene	180-81017-1	0.2	0.1	mg/L	U	0.2			Albuquerque	2018
PWS Dumpster Sludge	Benzene	180-77378-1	0.2	0.1	mg/L	U	0.2			Archdale	2018
PWS Dumpster Sludge	Benzene	180-77126-1	0.2	0.1	mg/L	U	0.2			Boise	2018
PWS Dumpster Sludge	Benzene	180-76999-1	0.2	0.1	mg/L	U	0.2			Chandler	2018
PWS Dumpster Sludge	Benzene	180-82401-1	0.2	0.1	mg/L	U	0.2	33	53	Clackamas	2018
PWS Dumpster Sludge	Benzene	180-80342-1	0.2	0.1	mg/L	U	0.2			Fargo	2018
PWS Dumpster Sludge	Benzene	180-81612-1	0.2	0.1	mg/L	U	0.2			Farmington	2018
PWS Dumpster Sludge	Benzene	180-78576-1	0.2	0.1	mg/L	U	0.2			Raleigh	2018
PWS Dumpster Sludge	Benzene	180-80844-1	0.2	0.1	mg/L	U	0.2			Sacramento	2018
PWS Dumpster Sludge	Benzene	180-81822-1	0.2	0.1	mg/L	U	0.2			Salisbury	2018
PWS Dumpster Sludge	Benzene	180-76986-1	0.2	0.1	mg/L	U	0.2			Salt Lake City	2018
PWS Dumpster Sludge	Benzene	180-79375-1	0.2	0.1	mg/L	U	0.2			Tampa	2018
PWS Dumpster Sludge	Benzene	180-78536-1	0.2	0.1	mg/L	U	0.2			Tulsa	2018
PWS Dumpster Sludge	Benzene	180-80379-1	0.2	0.1	mg/L	U	0.2			Tulsa	2018
PWS Dumpster Sludge	Benzene	180-76259-1	0.2	0.1	mg/L	U	0.2			Wichita	2018
PWS Dumpster Sludge	Benzene	180-81850-1	0.2	0.1	mg/L	U	0.2			Wichita	2018
PWS Dumpster Sludge	Benzene	180-71592-1	0.2	0.1	mg/L	U	0.2			Salisbury	2018
PWS Dumpster Sludge	Benzene	180-74280-1	0.2	0.1	mg/L	U	0.2			Tallahassee	2018
PWS Dumpster Sludge	Benzene	180-58734-1	0.25	0.125	mg/L	U	0.25			Tulsa	2016
PWS Dumpster Sludge	Benzene	180-70384-1	0.25	0.125	mg/L	U	0.25			Albuquerque	2017
PWS Dumpster Sludge	Benzene	180-79776-1	0.5	0.25	mg/L	U	0.5			Oklahoma City	2018
PWS Dumpster Sludge	Benzene	180-68774-1	0.81	0.81	mg/L		0.25			St Pauls	2017
PWS Dumpster Sludge	Benzene	180-56014-1	1.5	1.5	mg/L		0.25			St. Pauls	2016
PWS Dumpster Sludge	Benzene	180-58745-1	6.7	6.7	mg/L		0.25			Albuquerque	2016
PWS Dumpster Sludge	Benzene	180-82967-1	7.3	7.3	mg/L		0.5			St Pauls	2018
PWS Dumpster Sludge	Bulk Density	180-80379-1	0.76	0.76	g/cc		0.01			Tulsa	2018
PWS Dumpster Sludge	Bulk Density	180-82967-1	0.8	0.8	g/cc		0.01			St Pauls	2018
PWS Dumpster Sludge	Bulk Density	180-77126-1	0.87	0.87	g/cc		0.01			Boise	2018
PWS Dumpster Sludge	Bulk Density	180-76259-1	0.87	0.87	g/cc		0.01			Wichita	2018
PWS Dumpster Sludge	Bulk Density	180-79776-1	0.89	0.89	g/cc		0.01			Oklahoma City	2018
PWS Dumpster Sludge	Bulk Density	180-71592-1	0.92	0.92	g/cc		0.01			Salisbury	2018
PWS Dumpster Sludge	Bulk Density	180-81017-1	0.99	0.99	g/cc		0.01			Albuquerque	2018
PWS Dumpster Sludge	Bulk Density	180-82401-1	1	1	g/cc		0.01			Clackamas	2018
PWS Dumpster Sludge	Bulk Density	180-81822-1	1.1	1.1	g/cc		0.01			Salisbury	2018
PWS Dumpster Sludge	Bulk Density	180-76986-1	1.1	1.1	g/cc		0.01			Salt Lake City	2018

PWS Dumpster Sludge	Bulk Density	180-76999-1	1.2	1.2	g/cc		0.01			Chandler	2018
PWS Dumpster Sludge	Bulk Density	180-80342-1	1.2	1.2	g/cc		0.01			Fargo	2018
PWS Dumpster Sludge	Bulk Density	180-81612-1	1.2	1.2	g/cc		0.01			Farmington	2018
PWS Dumpster Sludge	Bulk Density	180-74280-1	1.2	1.2	g/cc		0.01			Tallahassee	2018
PWS Dumpster Sludge	Bulk Density	180-77378-1	1.3	1.3	g/cc		0.01			Archdale	2018
PWS Dumpster Sludge	Bulk Density	180-81850-1	1.3	1.3	g/cc		0.01			Wichita	2018
PWS Dumpster Sludge	Cadmium	180-52551-1	0.02	0.02	mg/L	J	0.5			Boise	2016
PWS Dumpster Sludge	Cadmium	180-58745-1	0.021	0.021	mg/L	J	0.5			Albuquerque	2016
PWS Dumpster Sludge	Cadmium	180-58734-1	0.022	0.022	mg/L	J	0.5			Tulsa	2016
PWS Dumpster Sludge	Cadmium	180-77126-1	0.026	0.026	mg/L	J	0.5			Boise	2018
PWS Dumpster Sludge	Cadmium	180-70384-1	0.034	0.034	mg/L	J	0.5			Albuquerque	2017
PWS Dumpster Sludge	Cadmium	180-79776-1	0.048	0.048	mg/L	J B	0.5			Oklahoma City	2018
PWS Dumpster Sludge	Cadmium	180-68774-1	0.064	0.064	mg/L	J B	0.5			St Pauls	2017
PWS Dumpster Sludge	Cadmium	180-68952-1	0.071	0.071	mg/L	J B	0.5			Bismarck	2017
PWS Dumpster Sludge	Cadmium	180-56014-1	0.072	0.072	mg/L	J	0.5			St. Pauls	2016
PWS Dumpster Sludge	Cadmium	180-56683-1	0.086	0.086	mg/L	J	0.5			Farmington	2016
PWS Dumpster Sludge	Cadmium	180-81822-1	0.097	0.097	mg/L	J	0.5			Salisbury	2018
PWS Dumpster Sludge	Cadmium	180-71592-1	0.12	0.12	mg/L	J	0.5			Salisbury	2018
PWS Dumpster Sludge	Cadmium	180-78536-1	0.13	0.13	mg/L	J B	0.5			Tulsa	2018
PWS Dumpster Sludge	Cadmium	180-69241-1	0.14	0.14	mg/L	J	0.5			Oklahoma City	2017
PWS Dumpster Sludge	Cadmium	180-70394-1	0.14	0.14	mg/L	J	0.5			Raleigh	2017
PWS Dumpster Sludge	Cadmium	180-80342-1	0.14	0.14	mg/L	J	0.5			Fargo	2018
PWS Dumpster Sludge	Cadmium	180-58609-1	0.16	0.16	mg/L	J	0.5			Sacramento	2016
PWS Dumpster Sludge	Cadmium	180-82967-1	0.16	0.16	mg/L	J	0.5			St Pauls	2018
PWS Dumpster Sludge	Cadmium	180-65701-1	0.18	0.18	mg/L	J	0.5			Archdale	2017
PWS Dumpster Sludge	Cadmium	180-78576-1	0.22	0.22	mg/L	J	0.5			Raleigh	2018
PWS Dumpster Sludge	Cadmium	180-80379-1	0.23	0.23	mg/L	J	0.5			Tulsa	2018
PWS Dumpster Sludge	Cadmium	180-66652-1	0.24	0.24	mg/L	J	0.5			Boise	2017
PWS Dumpster Sludge	Cadmium	180-70330-1	0.25	0.25	mg/L	J	0.5			Grand Island	2017
PWS Dumpster Sludge	Cadmium	180-64798-1	0.25	0.25	mg/L	J B	0.5			Wichita	2017
PWS Dumpster Sludge	Cadmium	180-69205-1	0.26	0.26	mg/L	J	0.5			Clackamas	2017
PWS Dumpster Sludge	Cadmium	180-58404-1	0.29	0.29	mg/L	J	0.5			Charlotte	2016
PWS Dumpster Sludge	Cadmium	180-76999-1	0.29	0.29	mg/L	J	0.5			Chandler	2018
PWS Dumpster Sludge	Cadmium	180-64611-1	0.3	0.3	mg/L	J	0.5			Chandler	2017
PWS Dumpster Sludge	Cadmium	180-58492-1	0.33	0.33	mg/L	J	0.5			Raleigh	2016
PWS Dumpster Sludge	Cadmium	180-79375-1	0.33	0.33	mg/L	J	0.5			Tampa	2018
PWS Dumpster Sludge	Cadmium	180-58682-1	0.36	0.36	mg/L	J	0.5			Clackamas	2016
PWS Dumpster Sludge	Cadmium	180-81017-1	0.36	0.36	mg/L	J	0.5			Albuquerque	2018
PWS Dumpster Sludge	Cadmium	180-76259-1	0.37	0.37	mg/L	J	0.5	33	53	Wichita	2018
PWS Dumpster Sludge	Cadmium	180-69233-1	0.38	0.38	mg/L	J	0.5			Omaha	2017
PWS Dumpster Sludge	Cadmium	180-58143-1	0.4	0.4	mg/L	J B	0.5			Tampa	2016
PWS Dumpster Sludge	Cadmium	180-65525-1	0.41	0.41	mg/L	J	0.5			Salt Lake City	2017
PWS Dumpster Sludge	Cadmium	180-76986-1	0.42	0.42	mg/L	J	0.5			Salt Lake City	2018
PWS Dumpster Sludge	Cadmium	180-68914-1	0.46	0.46	mg/L	J	0.5			Farmington	2017
PWS Dumpster Sludge	Cadmium	180-70519-1	0.49	0.49	mg/L	J	0.5			Sacramento	2017
PWS Dumpster Sludge	Cadmium	180-81612-1	0.49	0.49	mg/L	J	0.5			Farmington	2018
PWS Dumpster Sludge	Cadmium	180-57485-1	0.51	0.51	mg/L		0.5			Chandler	2016
PWS Dumpster Sludge	Cadmium	180-59192-1	0.65	0.65	mg/L	B	0.5			Wichita	2016
PWS Dumpster Sludge	Cadmium	180-82401-1	0.77	0.77	mg/L		0.5			Clackamas	2018
PWS Dumpster Sludge	Cadmium	180-69416-1	0.81	0.81	mg/L		0.5			Tulsa	2017
PWS Dumpster Sludge	Cadmium	180-53132-1	0.86	0.86	mg/L		0.5			Wichita	2016
PWS Dumpster Sludge	Cadmium	180-57965-1	1	1	mg/L		0.5			Omaha	2016
PWS Dumpster Sludge	Cadmium	180-68834-1	1.1	1.1	mg/L		0.5			Wichita	2017
PWS Dumpster Sludge	Cadmium	180-53845-1	1.3	1.3	mg/L		0.5			Salt Lake City	2016

PWS Dumpster Sludge	Cadmium	180-80844-1	1.8	1.8	mg/L		0.5			Sacramento	2018
PWS Dumpster Sludge	Cadmium	180-81850-1	1.9	1.9	mg/L		0.5			Wichita	2018
PWS Dumpster Sludge	Cadmium	180-54935-1	2.7	2.7	mg/L		0.5			Archdale	2016
PWS Dumpster Sludge	Cadmium	180-74280-1	2.7	2.7	mg/L		0.5			Tallahassee	2018
PWS Dumpster Sludge	Cadmium	180-77378-1	6	6	mg/L		0.5			Archdale	2018
PWS Dumpster Sludge	Carbon Tetrachloride	180-54935-1	0.2	0.1	mg/L	U	0.2			Archdale	2016
PWS Dumpster Sludge	Carbon Tetrachloride	180-52551-1	0.2	0.1	mg/L	U	0.2			Boise	2016
PWS Dumpster Sludge	Carbon Tetrachloride	180-57485-1	0.2	0.1	mg/L	U	0.2			Chandler	2016
PWS Dumpster Sludge	Carbon Tetrachloride	180-58404-1	0.2	0.1	mg/L	U	0.2			Charlotte	2016
PWS Dumpster Sludge	Carbon Tetrachloride	180-58682-1	0.2	0.1	mg/L	U	0.2			Clackamas	2016
PWS Dumpster Sludge	Carbon Tetrachloride	180-56683-1	0.2	0.1	mg/L	U	0.2			Farmington	2016
PWS Dumpster Sludge	Carbon Tetrachloride	180-57965-1	0.2	0.1	mg/L	U	0.2			Omaha	2016
PWS Dumpster Sludge	Carbon Tetrachloride	180-58492-1	0.2	0.1	mg/L	U	0.2			Raleigh	2016
PWS Dumpster Sludge	Carbon Tetrachloride	180-58609-1	0.2	0.1	mg/L	U	0.2			Sacramento	2016
PWS Dumpster Sludge	Carbon Tetrachloride	180-53845-1	0.2	0.1	mg/L	U	0.2			Salt Lake City	2016
PWS Dumpster Sludge	Carbon Tetrachloride	180-58143-1	0.2	0.1	mg/L	U	0.2			Tampa	2016
PWS Dumpster Sludge	Carbon Tetrachloride	180-53132-1	0.2	0.1	mg/L	U	0.2			Wichita	2016
PWS Dumpster Sludge	Carbon Tetrachloride	180-59192-1	0.2	0.1	mg/L	U	0.2			Wichita	2016
PWS Dumpster Sludge	Carbon tetrachloride	180-65701-1	0.2	0.1	mg/L	U	0.2			Archdale	2017
PWS Dumpster Sludge	Carbon tetrachloride	180-68952-1	0.2	0.1	mg/L	U	0.2			Bismarck	2017
PWS Dumpster Sludge	Carbon tetrachloride	180-66652-1	0.2	0.1	mg/L	U	0.2			Boise	2017
PWS Dumpster Sludge	Carbon tetrachloride	180-64611-1	0.2	0.1	mg/L	U	0.2			Chandler	2017
PWS Dumpster Sludge	Carbon tetrachloride	180-69205-1	0.2	0.1	mg/L	U	0.2			Clackamas	2017
PWS Dumpster Sludge	Carbon tetrachloride	180-68914-1	0.2	0.1	mg/L	U	0.2			Farmington	2017
PWS Dumpster Sludge	Carbon tetrachloride	180-70330-1	0.2	0.1	mg/L	U	0.2			Grand Island	2017
PWS Dumpster Sludge	Carbon tetrachloride	180-69233-1	0.2	0.1	mg/L	U	0.2			Omaha	2017
PWS Dumpster Sludge	Carbon tetrachloride	180-70394-1	0.2	0.1	mg/L	U	0.2			Raleigh	2017
PWS Dumpster Sludge	Carbon tetrachloride	180-65525-1	0.2	0.1	mg/L	U	0.2			Salt Lake City	2017
PWS Dumpster Sludge	Carbon tetrachloride	180-69416-1	0.2	0.1	mg/L	U	0.2			Tulsa	2017
PWS Dumpster Sludge	Carbon tetrachloride	180-64798-1	0.2	0.1	mg/L	U	0.2			Wichita	2017
PWS Dumpster Sludge	Carbon tetrachloride	180-68834-1	0.2	0.1	mg/L	U H	0.2			Wichita	2017
PWS Dumpster Sludge	Carbon tetrachloride	180-70519-1	0.2	0.1	mg/L	U	0.2			Sacramento	2017
PWS Dumpster Sludge	Carbon tetrachloride	180-81017-1	0.2	0.1	mg/L	U	0.2			Albuquerque	2018
PWS Dumpster Sludge	Carbon tetrachloride	180-77378-1	0.2	0.1	mg/L	U	0.2			Archdale	2018
PWS Dumpster Sludge	Carbon tetrachloride	180-77126-1	0.2	0.1	mg/L	U	0.2			Boise	2018
PWS Dumpster Sludge	Carbon tetrachloride	180-76999-1	0.2	0.1	mg/L	U	0.2			Chandler	2018
PWS Dumpster Sludge	Carbon tetrachloride	180-82401-1	0.2	0.1	mg/L	U	0.2			Clackamas	2018
PWS Dumpster Sludge	Carbon tetrachloride	180-80342-1	0.2	0.1	mg/L	U	0.2	33	53	Fargo	2018
PWS Dumpster Sludge	Carbon tetrachloride	180-81612-1	0.2	0.1	mg/L	U	0.2			Farmington	2018
PWS Dumpster Sludge	Carbon tetrachloride	180-78576-1	0.2	0.1	mg/L	U	0.2			Raleigh	2018
PWS Dumpster Sludge	Carbon tetrachloride	180-80844-1	0.2	0.1	mg/L	U	0.2			Sacramento	2018
PWS Dumpster Sludge	Carbon tetrachloride	180-81822-1	0.2	0.1	mg/L	U	0.2			Salisbury	2018
PWS Dumpster Sludge	Carbon tetrachloride	180-76986-1	0.2	0.1	mg/L	U	0.2			Salt Lake City	2018
PWS Dumpster Sludge	Carbon tetrachloride	180-79375-1	0.2	0.1	mg/L	U	0.2			Tampa	2018
PWS Dumpster Sludge	Carbon tetrachloride	180-78536-1	0.2	0.1	mg/L	U	0.2			Tulsa	2018
PWS Dumpster Sludge	Carbon tetrachloride	180-80379-1	0.2	0.1	mg/L	U	0.2			Tulsa	2018
PWS Dumpster Sludge	Carbon tetrachloride	180-76259-1	0.2	0.1	mg/L	U	0.2			Wichita	2018
PWS Dumpster Sludge	Carbon tetrachloride	180-81850-1	0.2	0.1	mg/L	U	0.2			Wichita	2018
PWS Dumpster Sludge	Carbon tetrachloride	180-71592-1	0.2	0.1	mg/L	U	0.2			Salisbury	2018
PWS Dumpster Sludge	Carbon tetrachloride	180-74280-1	0.2	0.1	mg/L	U	0.2			Tallahassee	2018
PWS Dumpster Sludge	Carbon Tetrachloride	180-58745-1	0.25	0.125	mg/L	U	0.25			Albuquerque	2016
PWS Dumpster Sludge	Carbon Tetrachloride	180-56014-1	0.25	0.125	mg/L	U	0.25			St. Pauls	2016
PWS Dumpster Sludge	Carbon Tetrachloride	180-58734-1	0.25	0.125	mg/L	U	0.25			Tulsa	2016
PWS Dumpster Sludge	Carbon tetrachloride	180-70384-1	0.25	0.125	mg/L	U	0.25			Albuquerque	2017

PWS Dumpster Sludge	Carbon tetrachloride	180-69241-1	0.25	0.125	mg/L	U	0.25			Oklahoma City	2017
PWS Dumpster Sludge	Carbon tetrachloride	180-68774-1	0.25	0.125	mg/L	U	0.25			St Pauls	2017
PWS Dumpster Sludge	Carbon tetrachloride	180-79776-1	0.5	0.25	mg/L	U	0.5			Oklahoma City	2018
PWS Dumpster Sludge	Carbon tetrachloride	180-82967-1	0.5	0.25	mg/L	U	0.5			St Pauls	2018
PWS Dumpster Sludge	Chlorobenzene	180-54935-1	0.2	0.1	mg/L	U	0.2			Archdale	2016
PWS Dumpster Sludge	Chlorobenzene	180-52551-1	0.2	0.1	mg/L	U	0.2			Boise	2016
PWS Dumpster Sludge	Chlorobenzene	180-57485-1	0.2	0.1	mg/L	U	0.2			Chandler	2016
PWS Dumpster Sludge	Chlorobenzene	180-58404-1	0.2	0.1	mg/L	U	0.2			Charlotte	2016
PWS Dumpster Sludge	Chlorobenzene	180-58682-1	0.2	0.1	mg/L	U	0.2			Clackamas	2016
PWS Dumpster Sludge	Chlorobenzene	180-56683-1	0.2	0.1	mg/L	U	0.2			Farmington	2016
PWS Dumpster Sludge	Chlorobenzene	180-57965-1	0.2	0.1	mg/L	U	0.2			Omaha	2016
PWS Dumpster Sludge	Chlorobenzene	180-58492-1	0.2	0.1	mg/L	U	0.2			Raleigh	2016
PWS Dumpster Sludge	Chlorobenzene	180-58609-1	0.2	0.1	mg/L	U	0.2			Sacramento	2016
PWS Dumpster Sludge	Chlorobenzene	180-53845-1	0.2	0.1	mg/L	U	0.2			Salt Lake City	2016
PWS Dumpster Sludge	Chlorobenzene	180-58143-1	0.2	0.1	mg/L	U	0.2			Tampa	2016
PWS Dumpster Sludge	Chlorobenzene	180-53132-1	0.2	0.1	mg/L	U	0.2			Wichita	2016
PWS Dumpster Sludge	Chlorobenzene	180-59192-1	0.2	0.1	mg/L	U	0.2			Wichita	2016
PWS Dumpster Sludge	Chlorobenzene	180-65701-1	0.2	0.1	mg/L	U	0.2			Archdale	2017
PWS Dumpster Sludge	Chlorobenzene	180-68952-1	0.2	0.1	mg/L	U	0.2			Bismarck	2017
PWS Dumpster Sludge	Chlorobenzene	180-66652-1	0.2	0.1	mg/L	U	0.2			Boise	2017
PWS Dumpster Sludge	Chlorobenzene	180-64611-1	0.2	0.1	mg/L	U	0.2			Chandler	2017
PWS Dumpster Sludge	Chlorobenzene	180-69205-1	0.2	0.1	mg/L	U	0.2			Clackamas	2017
PWS Dumpster Sludge	Chlorobenzene	180-68914-1	0.2	0.1	mg/L	U	0.2			Farmington	2017
PWS Dumpster Sludge	Chlorobenzene	180-70330-1	0.2	0.1	mg/L	U	0.2			Grand Island	2017
PWS Dumpster Sludge	Chlorobenzene	180-69233-1	0.2	0.1	mg/L	U	0.2			Omaha	2017
PWS Dumpster Sludge	Chlorobenzene	180-70394-1	0.2	0.1	mg/L	U	0.2			Raleigh	2017
PWS Dumpster Sludge	Chlorobenzene	180-65525-1	0.2	0.1	mg/L	U	0.2			Salt Lake City	2017
PWS Dumpster Sludge	Chlorobenzene	180-69416-1	0.2	0.1	mg/L	U	0.2			Tulsa	2017
PWS Dumpster Sludge	Chlorobenzene	180-64798-1	0.2	0.1	mg/L	U	0.2			Wichita	2017
PWS Dumpster Sludge	Chlorobenzene	180-68834-1	0.2	0.1	mg/L	U H	0.2			Wichita	2017
PWS Dumpster Sludge	Chlorobenzene	180-70519-1	0.2	0.1	mg/L	U	0.2			Sacramento	2017
PWS Dumpster Sludge	Chlorobenzene	180-81017-1	0.2	0.1	mg/L	U	0.2			Albuquerque	2018
PWS Dumpster Sludge	Chlorobenzene	180-77378-1	0.2	0.1	mg/L	U	0.2			Archdale	2018
PWS Dumpster Sludge	Chlorobenzene	180-77126-1	0.2	0.1	mg/L	U	0.2			Boise	2018
PWS Dumpster Sludge	Chlorobenzene	180-76999-1	0.2	0.1	mg/L	U	0.2			Chandler	2018
PWS Dumpster Sludge	Chlorobenzene	180-82401-1	0.2	0.1	mg/L	U	0.2			Clackamas	2018
PWS Dumpster Sludge	**Chlorobenzene**	**180-80342-1**	**0.2**	**0.1**	**mg/L**	**U**	**0.2**	**33**	**53**	**Fargo**	**2018**
PWS Dumpster Sludge	Chlorobenzene	180-81612-1	0.2	0.1	mg/L	U	0.2			Farmington	2018
PWS Dumpster Sludge	Chlorobenzene	180-78576-1	0.2	0.1	mg/L	U	0.2			Raleigh	2018
PWS Dumpster Sludge	Chlorobenzene	180-80844-1	0.2	0.1	mg/L	U	0.2			Sacramento	2018
PWS Dumpster Sludge	Chlorobenzene	180-81822-1	0.2	0.1	mg/L	U	0.2			Salisbury	2018
PWS Dumpster Sludge	Chlorobenzene	180-76986-1	0.2	0.1	mg/L	U	0.2			Salt Lake City	2018
PWS Dumpster Sludge	Chlorobenzene	180-79375-1	0.2	0.1	mg/L	U	0.2			Tampa	2018
PWS Dumpster Sludge	Chlorobenzene	180-78536-1	0.2	0.1	mg/L	U	0.2			Tulsa	2018
PWS Dumpster Sludge	Chlorobenzene	180-80379-1	0.2	0.1	mg/L	U	0.2			Tulsa	2018
PWS Dumpster Sludge	Chlorobenzene	180-76259-1	0.2	0.1	mg/L	U	0.2			Wichita	2018
PWS Dumpster Sludge	Chlorobenzene	180-81850-1	0.2	0.1	mg/L	U	0.2			Wichita	2018
PWS Dumpster Sludge	Chlorobenzene	180-71592-1	0.2	0.1	mg/L	U	0.2			Salisbury	2018
PWS Dumpster Sludge	Chlorobenzene	180-74280-1	0.2	0.1	mg/L	U	0.2			Tallahassee	2018
PWS Dumpster Sludge	Chlorobenzene	180-58745-1	0.25	0.125	mg/L	U	0.25			Albuquerque	2016
PWS Dumpster Sludge	Chlorobenzene	180-56014-1	0.25	0.125	mg/L	U	0.25			St. Pauls	2016
PWS Dumpster Sludge	Chlorobenzene	180-58734-1	0.25	0.125	mg/L	U	0.25			Tulsa	2016
PWS Dumpster Sludge	Chlorobenzene	180-70384-1	0.25	0.125	mg/L	U	0.25			Albuquerque	2017
PWS Dumpster Sludge	Chlorobenzene	180-69241-1	0.25	0.125	mg/L	U	0.25			Oklahoma City	2017

PWS Dumpster Sludge	Chlorobenzene	180-68774-1	0.25	0.125	mg/L	U	0.25			St Pauls	2017
PWS Dumpster Sludge	Chlorobenzene	180-79776-1	0.5	0.25	mg/L	U	0.5			Oklahoma City	2018
PWS Dumpster Sludge	Chlorobenzene	180-82967-1	0.5	0.25	mg/L	U	0.5			St Pauls	2018
PWS Dumpster Sludge	Chloroform	180-54935-1	0.2	0.1	mg/L	U	0.2			Archdale	2016
PWS Dumpster Sludge	Chloroform	180-52551-1	0.2	0.1	mg/L	U	0.2			Boise	2016
PWS Dumpster Sludge	Chloroform	180-57485-1	0.2	0.1	mg/L	U	0.2			Chandler	2016
PWS Dumpster Sludge	Chloroform	180-58404-1	0.2	0.1	mg/L	U	0.2			Charlotte	2016
PWS Dumpster Sludge	Chloroform	180-58682-1	0.2	0.1	mg/L	U	0.2			Clackamas	2016
PWS Dumpster Sludge	Chloroform	180-56683-1	0.2	0.1	mg/L	U	0.2			Farmington	2016
PWS Dumpster Sludge	Chloroform	180-57965-1	0.2	0.1	mg/L	U	0.2			Omaha	2016
PWS Dumpster Sludge	Chloroform	180-58492-1	0.2	0.1	mg/L	U	0.2			Raleigh	2016
PWS Dumpster Sludge	Chloroform	180-58609-1	0.2	0.1	mg/L	U	0.2			Sacramento	2016
PWS Dumpster Sludge	Chloroform	180-53845-1	0.2	0.1	mg/L	U	0.2			Salt Lake City	2016
PWS Dumpster Sludge	Chloroform	180-58143-1	0.2	0.1	mg/L	U	0.2			Tampa	2016
PWS Dumpster Sludge	Chloroform	180-53132-1	0.2	0.1	mg/L	U	0.2			Wichita	2016
PWS Dumpster Sludge	Chloroform	180-59192-1	0.2	0.1	mg/L	U	0.2			Wichita	2016
PWS Dumpster Sludge	Chloroform	180-65701-1	0.2	0.1	mg/L	U	0.2			Archdale	2017
PWS Dumpster Sludge	Chloroform	180-68952-1	0.2	0.1	mg/L	U	0.2			Bismarck	2017
PWS Dumpster Sludge	Chloroform	180-66652-1	0.2	0.1	mg/L	U	0.2			Boise	2017
PWS Dumpster Sludge	Chloroform	180-64611-1	0.2	0.1	mg/L	U	0.2			Chandler	2017
PWS Dumpster Sludge	Chloroform	180-69205-1	0.2	0.1	mg/L	U	0.2			Clackamas	2017
PWS Dumpster Sludge	Chloroform	180-68914-1	0.2	0.1	mg/L	U	0.2			Farmington	2017
PWS Dumpster Sludge	Chloroform	180-70330-1	0.2	0.1	mg/L	U	0.2			Grand Island	2017
PWS Dumpster Sludge	Chloroform	180-69233-1	0.2	0.1	mg/L	U	0.2			Omaha	2017
PWS Dumpster Sludge	Chloroform	180-70394-1	0.2	0.1	mg/L	U	0.2			Raleigh	2017
PWS Dumpster Sludge	Chloroform	180-65525-1	0.2	0.1	mg/L	U	0.2			Salt Lake City	2017
PWS Dumpster Sludge	Chloroform	180-69416-1	0.2	0.1	mg/L	U	0.2			Tulsa	2017
PWS Dumpster Sludge	Chloroform	180-64798-1	0.2	0.1	mg/L	U	0.2			Wichita	2017
PWS Dumpster Sludge	Chloroform	180-68834-1	0.2	0.1	mg/L	U H	0.2			Wichita	2017
PWS Dumpster Sludge	Chloroform	180-70519-1	0.2	0.1	mg/L	U	0.2			Sacramento	2017
PWS Dumpster Sludge	Chloroform	180-81017-1	0.2	0.1	mg/L	U	0.2			Albuquerque	2018
PWS Dumpster Sludge	Chloroform	180-77378-1	0.2	0.1	mg/L	U	0.2			Archdale	2018
PWS Dumpster Sludge	Chloroform	180-77126-1	0.2	0.1	mg/L	U	0.2			Boise	2018
PWS Dumpster Sludge	Chloroform	180-76999-1	0.2	0.1	mg/L	U	0.2			Chandler	2018
PWS Dumpster Sludge	Chloroform	180-82401-1	0.2	0.1	mg/L	U	0.2			Clackamas	2018
PWS Dumpster Sludge	Chloroform	180-80342-1	0.2	0.1	mg/L	U	0.2	33	53	Fargo	2018
PWS Dumpster Sludge	Chloroform	180-81612-1	0.2	0.1	mg/L	U	0.2			Farmington	2018
PWS Dumpster Sludge	Chloroform	180-78576-1	0.2	0.1	mg/L	U	0.2			Raleigh	2018
PWS Dumpster Sludge	Chloroform	180-80844-1	0.2	0.1	mg/L	U	0.2			Sacramento	2018
PWS Dumpster Sludge	Chloroform	180-81822-1	0.2	0.1	mg/L	U	0.2			Salisbury	2018
PWS Dumpster Sludge	Chloroform	180-76986-1	0.2	0.1	mg/L	U	0.2			Salt Lake City	2018
PWS Dumpster Sludge	Chloroform	180-79375-1	0.2	0.1	mg/L	U	0.2			Tampa	2018
PWS Dumpster Sludge	Chloroform	180-78536-1	0.2	0.1	mg/L	U	0.2			Tulsa	2018
PWS Dumpster Sludge	Chloroform	180-80379-1	0.2	0.1	mg/L	U	0.2			Tulsa	2018
PWS Dumpster Sludge	Chloroform	180-76259-1	0.2	0.1	mg/L	U	0.2			Wichita	2018
PWS Dumpster Sludge	Chloroform	180-81850-1	0.2	0.1	mg/L	U	0.2			Wichita	2018
PWS Dumpster Sludge	Chloroform	180-71592-1	0.2	0.1	mg/L	U	0.2			Salisbury	2018
PWS Dumpster Sludge	Chloroform	180-74280-1	0.2	0.1	mg/L	U	0.2			Tallahassee	2018
PWS Dumpster Sludge	Chloroform	180-58745-1	1	0.5	mg/L	U	1			Albuquerque	2016
PWS Dumpster Sludge	Chloroform	180-56014-1	1	0.5	mg/L	U	1			St. Pauls	2016
PWS Dumpster Sludge	Chloroform	180-58734-1	1	0.5	mg/L	U	1			Tulsa	2016
PWS Dumpster Sludge	Chloroform	180-70384-1	1	0.5	mg/L	U	1			Albuquerque	2017
PWS Dumpster Sludge	Chloroform	180-69241-1	1	0.5	mg/L	U	1			Oklahoma City	2017
PWS Dumpster Sludge	Chloroform	180-68774-1	1	0.5	mg/L	U	1			St Pauls	2017

PWS Dumpster Sludge	Chloroform	180-79776-1	2	1	mg/L	U	2			Oklahoma City	2018
PWS Dumpster Sludge	Chloroform	180-82967-1	2	1	mg/L	U	2			St Pauls	2018
PWS Dumpster Sludge	Chromium	180-66652-1	0.01	0.01	mg/L	J	0.5			Boise	2017
PWS Dumpster Sludge	Chromium	180-71592-1	0.011	0.011	mg/L	J	0.5			Salisbury	2018
PWS Dumpster Sludge	Chromium	180-64611-1	0.013	0.013	mg/L	J B	0.5			Chandler	2017
PWS Dumpster Sludge	Chromium	180-68914-1	0.013	0.013	mg/L	J	0.5			Farmington	2017
PWS Dumpster Sludge	Chromium	180-56683-1	0.015	0.015	mg/L	J	0.5			Farmington	2016
PWS Dumpster Sludge	Chromium	180-58609-1	0.015	0.015	mg/L	J	0.5			Sacramento	2016
PWS Dumpster Sludge	Chromium	180-82401-1	0.015	0.015	mg/L	J	0.5			Clackamas	2018
PWS Dumpster Sludge	Chromium	180-68834-1	0.016	0.016	mg/L	J	0.5			Wichita	2017
PWS Dumpster Sludge	Chromium	180-53845-1	0.017	0.017	mg/L	J	0.5			Salt Lake City	2016
PWS Dumpster Sludge	Chromium	180-65525-1	0.018	0.018	mg/L	J	0.5			Salt Lake City	2017
PWS Dumpster Sludge	Chromium	180-70394-1	0.019	0.019	mg/L	J	0.5			Raleigh	2017
PWS Dumpster Sludge	Chromium	180-58404-1	0.021	0.021	mg/L	J	0.5			Charlotte	2016
PWS Dumpster Sludge	Chromium	180-64798-1	0.021	0.021	mg/L	J	0.5			Wichita	2017
PWS Dumpster Sludge	Chromium	180-58143-1	0.022	0.022	mg/L	J	0.5			Tampa	2016
PWS Dumpster Sludge	Chromium	180-81017-1	0.022	0.022	mg/L	J	0.5			Albuquerque	2018
PWS Dumpster Sludge	Chromium	180-80342-1	0.022	0.022	mg/L	J	0.5			Fargo	2018
PWS Dumpster Sludge	Chromium	180-78576-1	0.022	0.022	mg/L	J	0.5			Raleigh	2018
PWS Dumpster Sludge	Chromium	180-57485-1	0.024	0.024	mg/L	J	0.5			Chandler	2016
PWS Dumpster Sludge	Chromium	180-69233-1	0.024	0.024	mg/L	J	0.5			Omaha	2017
PWS Dumpster Sludge	Chromium	180-81612-1	0.024	0.024	mg/L	J	0.5			Farmington	2018
PWS Dumpster Sludge	Chromium	180-76986-1	0.026	0.026	mg/L	J	0.5			Salt Lake City	2018
PWS Dumpster Sludge	Chromium	180-74280-1	0.026	0.026	mg/L	J	0.5			Tallahassee	2018
PWS Dumpster Sludge	Chromium	180-81850-1	0.027	0.027	mg/L	J	0.5			Wichita	2018
PWS Dumpster Sludge	Chromium	180-65701-1	0.031	0.031	mg/L	J	0.5			Archdale	2017
PWS Dumpster Sludge	Chromium	180-77126-1	0.033	0.033	mg/L	J	0.5			Boise	2018
PWS Dumpster Sludge	Chromium	180-80844-1	0.033	0.033	mg/L	J	0.5			Sacramento	2018
PWS Dumpster Sludge	Chromium	180-69416-1	0.035	0.035	mg/L	J	0.5			Tulsa	2017
PWS Dumpster Sludge	Chromium	180-70519-1	0.038	0.038	mg/L	J	0.5			Sacramento	2017
PWS Dumpster Sludge	Chromium	180-59192-1	0.039	0.039	mg/L	J	0.5			Wichita	2016
PWS Dumpster Sludge	Chromium	180-79375-1	0.04	0.04	mg/L	J	0.5			Tampa	2018
PWS Dumpster Sludge	Chromium	180-68952-1	0.043	0.043	mg/L	J	0.5			Bismarck	2017
PWS Dumpster Sludge	Chromium	180-76999-1	0.044	0.044	mg/L	J	0.5			Chandler	2018
PWS Dumpster Sludge	Chromium	180-69205-1	0.047	0.047	mg/L	J	0.5	33	53	Clackamas	2017
PWS Dumpster Sludge	Chromium	180-58682-1	0.048	0.048	mg/L	J	0.5			Clackamas	2016
PWS Dumpster Sludge	Chromium	180-70330-1	0.058	0.058	mg/L	J	0.5			Grand Island	2017
PWS Dumpster Sludge	Chromium	180-78536-1	0.059	0.059	mg/L	J	0.5			Tulsa	2018
PWS Dumpster Sludge	Chromium	180-52551-1	0.071	0.071	mg/L	J	0.5			Boise	2016
PWS Dumpster Sludge	Chromium	180-80379-1	0.076	0.076	mg/L	J	0.5			Tulsa	2018
PWS Dumpster Sludge	Chromium	180-58745-1	0.098	0.098	mg/L	J	0.5			Albuquerque	2016
PWS Dumpster Sludge	Chromium	180-54935-1	0.11	0.11	mg/L	J B	0.5			Archdale	2016
PWS Dumpster Sludge	Chromium	180-58734-1	0.11	0.11	mg/L	J B	0.5			Tulsa	2016
PWS Dumpster Sludge	Chromium	180-68774-1	0.12	0.12	mg/L	J B	0.5			St Pauls	2017
PWS Dumpster Sludge	Chromium	180-69241-1	0.15	0.15	mg/L	J	0.5			Oklahoma City	2017
PWS Dumpster Sludge	Chromium	180-81822-1	0.17	0.17	mg/L	J	0.5			Salisbury	2018
PWS Dumpster Sludge	Chromium	180-57965-1	0.21	0.21	mg/L	J	0.5			Omaha	2016
PWS Dumpster Sludge	Chromium	180-58492-1	0.22	0.22	mg/L	J	0.5			Raleigh	2016
PWS Dumpster Sludge	Chromium	180-79776-1	0.22	0.22	mg/L	J B	0.5			Oklahoma City	2018
PWS Dumpster Sludge	Chromium	180-70384-1	0.5	0.25	mg/L	U	0.5			Albuquerque	2017
PWS Dumpster Sludge	Chromium	180-82967-1	0.25	0.25	mg/L	J	0.5			St Pauls	2018
PWS Dumpster Sludge	Chromium	180-76259-1	0.26	0.26	mg/L	J	0.5			Wichita	2018
PWS Dumpster Sludge	Chromium	180-56014-1	0.27	0.27	mg/L	J	0.5			St. Pauls	2016
PWS Dumpster Sludge	Chromium	180-77378-1	0.74	0.74	mg/L		0.5			Archdale	2018

PWS Dumpster Sludge	Chromium	180-53132-1	0.95	0.95	mg/L		0.5			Wichita	2016
PWS Dumpster Sludge	Flashpoint	180-54935-1	>140	>140	Degrees F					Archdale	2016
PWS Dumpster Sludge	Flashpoint	180-52551-1	>140	>140	Degrees F					Boise	2016
PWS Dumpster Sludge	Flashpoint	180-57485-1	>140	>140	Degrees F					Chandler	2016
PWS Dumpster Sludge	Flashpoint	180-58404-1	>140	>140	Degrees F					Charlotte	2016
PWS Dumpster Sludge	Flashpoint	180-58682-1	>140	>140	Degrees F					Clackamas	2016
PWS Dumpster Sludge	Flashpoint	180-56683-1	>140	>140	Degrees F					Farmington	2016
PWS Dumpster Sludge	Flashpoint	180-57965-1	>140	>140	Degrees F					Omaha	2016
PWS Dumpster Sludge	Flashpoint	180-58492-1	>140	>140	Degrees F					Raleigh	2016
PWS Dumpster Sludge	Flashpoint	180-58609-1	>140	>140	Degrees F					Sacramento	2016
PWS Dumpster Sludge	Flashpoint	180-53845-1	>140	>140	Degrees F					Salt Lake City	2016
PWS Dumpster Sludge	Flashpoint	180-58143-1	>140	>140	Degrees F					Tampa	2016
PWS Dumpster Sludge	Flashpoint	180-53132-1	>140	>140	Degrees F					Wichita	2016
PWS Dumpster Sludge	Flashpoint	180-59192-1	>140	>140	Degrees F					Wichita	2016
PWS Dumpster Sludge	Flashpoint	180-65701-1	>140	>140	Degrees F					Archdale	2017
PWS Dumpster Sludge	Flashpoint	180-68952-1	>140	>140	Degrees F			23	35	Bismarck	2017
PWS Dumpster Sludge	Flashpoint	180-66652-1	>140	>140	Degrees F					Boise	2017
PWS Dumpster Sludge	Flashpoint	180-64611-1	>140	>140	Degrees F					Chandler	2017
PWS Dumpster Sludge	Flashpoint	180-69205-1	>140	>140	Degrees F					Clackamas	2017
PWS Dumpster Sludge	Flashpoint	180-68914-1	>140	>140	Degrees F					Farmington	2017
PWS Dumpster Sludge	Flashpoint	180-70330-1	>140	>140	Degrees F					Grand Island	2017
PWS Dumpster Sludge	Flashpoint	180-69233-1	>140	>140	Degrees F					Omaha	2017
PWS Dumpster Sludge	Flashpoint	180-70394-1	>140	>140	Degrees F					Raleigh	2017
PWS Dumpster Sludge	Flashpoint	180-65525-1	>140	>140	Degrees F					Salt Lake City	2017
PWS Dumpster Sludge	Flashpoint	180-69416-1	>140	>140	Degrees F					Tulsa	2017
PWS Dumpster Sludge	Flashpoint	180-64798-1	>140	>140	Degrees F					Wichita	2017
PWS Dumpster Sludge	Flashpoint	180-68834-1	>140	>140	Degrees F					Wichita	2017
PWS Dumpster Sludge	Flashpoint	180-70519-1	>140	>140	Degrees F					Sacramento	2017
PWS Dumpster Sludge	Flashpoint	180-82967-1	168	168	Degrees F		1			St Pauls	2018
PWS Dumpster Sludge	Flashpoint	180-58734-1	162	162	Degrees F		1			Tulsa	2016
PWS Dumpster Sludge	Flashpoint	180-79776-1	160	160	Degrees F		1			Oklahoma City	2018
PWS Dumpster Sludge	Flashpoint	180-68774-1	157	157	Degrees F		1			St Pauls	2017
PWS Dumpster Sludge	Flashpoint	180-56014-1	153	153	Degrees F		1			St. Pauls	2016
PWS Dumpster Sludge	Flashpoint	180-69241-1	152	152	Degrees F		1			Oklahoma City	2017
PWS Dumpster Sludge	Flashpoint	180-58745-1	150	150	Degrees F		1			Albuquerque	2016
PWS Dumpster Sludge	Flashpoint	180-70384-1	150	150	Degrees F		1			Albuquerque	2017
PWS Dumpster Sludge	Halogens, Extractable Organic	180-80342-1	81	81	mg/Kg	J	200			Fargo	2018
PWS Dumpster Sludge	Hexachlorobenzene	180-54935-1	0.05	0.025	mg/L	U	0.05			Archdale	2016
PWS Dumpster Sludge	Hexachlorobenzene	180-52551-1	0.05	0.025	mg/L	U	0.05			Boise	2016
PWS Dumpster Sludge	Hexachlorobenzene	180-57485-1	0.05	0.025	mg/L	U	0.05			Chandler	2016
PWS Dumpster Sludge	Hexachlorobenzene	180-58682-1	0.05	0.025	mg/L	U	0.05			Clackamas	2016
PWS Dumpster Sludge	Hexachlorobenzene	180-56683-1	0.05	0.025	mg/L	U	0.05			Farmington	2016
PWS Dumpster Sludge	Hexachlorobenzene	180-57965-1	0.05	0.025	mg/L	U	0.05			Omaha	2016
PWS Dumpster Sludge	Hexachlorobenzene	180-58492-1	0.05	0.025	mg/L	U	0.05			Raleigh	2016
PWS Dumpster Sludge	Hexachlorobenzene	180-58609-1	0.05	0.025	mg/L	U	0.05			Sacramento	2016
PWS Dumpster Sludge	Hexachlorobenzene	180-53845-1	0.05	0.025	mg/L	U	0.05			Salt Lake City	2016
PWS Dumpster Sludge	Hexachlorobenzene	180-58143-1	0.05	0.025	mg/L	U	0.05			Tampa	2016
PWS Dumpster Sludge	Hexachlorobenzene	180-53132-1	0.05	0.025	mg/L	U	0.05			Wichita	2016
PWS Dumpster Sludge	Hexachlorobenzene	180-59192-1	0.05	0.025	mg/L	U	0.05			Wichita	2016
PWS Dumpster Sludge	Hexachlorobenzene	180-65701-1	0.05	0.025	mg/L	U	0.05			Archdale	2017
PWS Dumpster Sludge	Hexachlorobenzene	180-68952-1	0.05	0.025	mg/L	U	0.05			Bismarck	2017
PWS Dumpster Sludge	Hexachlorobenzene	180-66652-1	0.05	0.025	mg/L	U	0.05			Boise	2017
PWS Dumpster Sludge	Hexachlorobenzene	180-64611-1	0.05	0.025	mg/L	U	0.05			Chandler	2017
PWS Dumpster Sludge	Hexachlorobenzene	180-69205-1	0.05	0.025	mg/L	U	0.05			Clackamas	2017

PWS Dumpster Sludge	Hexachlorobenzene	180-68914-1	0.05	0.025	mg/L	U	0.05			Farmington	2017
PWS Dumpster Sludge	Hexachlorobenzene	180-70330-1	0.05	0.025	mg/L	U	0.05			Grand Island	2017
PWS Dumpster Sludge	Hexachlorobenzene	180-69233-1	0.05	0.025	mg/L	U	0.05			Omaha	2017
PWS Dumpster Sludge	Hexachlorobenzene	180-70394-1	0.05	0.025	mg/L	U	0.05			Raleigh	2017
PWS Dumpster Sludge	Hexachlorobenzene	180-65525-1	0.05	0.025	mg/L	U	0.05			Salt Lake City	2017
PWS Dumpster Sludge	Hexachlorobenzene	180-69416-1	0.05	0.025	mg/L	U	0.05			Tulsa	2017
PWS Dumpster Sludge	Hexachlorobenzene	180-68834-1	0.05	0.025	mg/L	U H	0.05			Wichita	2017
PWS Dumpster Sludge	Hexachlorobenzene	180-70519-1	0.05	0.025	mg/L	U	0.05			Sacramento	2017
PWS Dumpster Sludge	Hexachlorobenzene	180-81017-1	0.05	0.025	mg/L	U	0.05			Albuquerque	2018
PWS Dumpster Sludge	Hexachlorobenzene	180-77378-1	0.05	0.025	mg/L	U	0.05			Archdale	2018
PWS Dumpster Sludge	Hexachlorobenzene	180-77126-1	0.05	0.025	mg/L	U	0.05			Boise	2018
PWS Dumpster Sludge	Hexachlorobenzene	180-76999-1	0.05	0.025	mg/L	U	0.05			Chandler	2018
PWS Dumpster Sludge	Hexachlorobenzene	180-82401-1	0.05	0.025	mg/L	U	0.05			Clackamas	2018
PWS Dumpster Sludge	Hexachlorobenzene	180-80342-1	0.05	0.025	mg/L	U	0.05			Fargo	2018
PWS Dumpster Sludge	Hexachlorobenzene	180-81612-1	0.05	0.025	mg/L	U	0.05			Farmington	2018
PWS Dumpster Sludge	Hexachlorobenzene	180-78576-1	0.05	0.025	mg/L	U	0.05	33	53	Raleigh	2018
PWS Dumpster Sludge	Hexachlorobenzene	180-80844-1	0.05	0.025	mg/L	U	0.05			Sacramento	2018
PWS Dumpster Sludge	Hexachlorobenzene	180-81822-1	0.05	0.025	mg/L	U	0.05			Salisbury	2018
PWS Dumpster Sludge	Hexachlorobenzene	180-76986-1	0.05	0.025	mg/L	U	0.05			Salt Lake City	2018
PWS Dumpster Sludge	Hexachlorobenzene	180-79375-1	0.05	0.025	mg/L	U	0.05			Tampa	2018
PWS Dumpster Sludge	Hexachlorobenzene	180-78536-1	0.05	0.025	mg/L	U	0.05			Tulsa	2018
PWS Dumpster Sludge	Hexachlorobenzene	180-80379-1	0.05	0.025	mg/L	U	0.05			Tulsa	2018
PWS Dumpster Sludge	Hexachlorobenzene	180-76259-1	0.05	0.025	mg/L	U	0.05			Wichita	2018
PWS Dumpster Sludge	Hexachlorobenzene	180-81850-1	0.05	0.025	mg/L	U	0.05			Wichita	2018
PWS Dumpster Sludge	Hexachlorobenzene	180-71592-1	0.05	0.025	mg/L	U	0.05			Salisbury	2018
PWS Dumpster Sludge	Hexachlorobenzene	180-74280-1	0.05	0.025	mg/L	U	0.05			Tallahassee	2018
PWS Dumpster Sludge	Hexachlorobenzene	180-58745-1	0.13	0.065	mg/L	U	0.13			Albuquerque	2016
PWS Dumpster Sludge	Hexachlorobenzene	180-56014-1	0.13	0.065	mg/L	U	0.13			St. Pauls	2016
PWS Dumpster Sludge	Hexachlorobenzene	180-58734-1	0.13	0.065	mg/L	U	0.13			Tulsa	2016
PWS Dumpster Sludge	Hexachlorobenzene	180-70384-1	0.13	0.065	mg/L	U	0.13			Albuquerque	2017
PWS Dumpster Sludge	Hexachlorobenzene	180-69241-1	0.13	0.065	mg/L	U	0.13			Oklahoma City	2017
PWS Dumpster Sludge	Hexachlorobenzene	180-68774-1	0.13	0.065	mg/L	U	0.13			St Pauls	2017
PWS Dumpster Sludge	Hexachlorobenzene	180-79776-1	0.13	0.065	mg/L	U	0.13			Oklahoma City	2018
PWS Dumpster Sludge	Hexachlorobenzene	180-82967-1	0.13	0.065	mg/L	U *	0.13			St Pauls	2018
PWS Dumpster Sludge	Hexachlorobenzene	180-64798-1	0.5	0.25	mg/L	U	0.5			Wichita	2017
PWS Dumpster Sludge	Hexachlorobenzene	180-58404-1	0.6	0.3	mg/L	U	0.6			Charlotte	2016
PWS Dumpster Sludge	Hexachlorobutadiene	180-54935-1	0.05	0.025	mg/L	U	0.05			Archdale	2016
PWS Dumpster Sludge	Hexachlorobutadiene	180-52551-1	0.05	0.025	mg/L	U	0.05			Boise	2016
PWS Dumpster Sludge	Hexachlorobutadiene	180-57485-1	0.05	0.025	mg/L	U *	0.05			Chandler	2016
PWS Dumpster Sludge	Hexachlorobutadiene	180-58682-1	0.05	0.025	mg/L	U *	0.05			Clackamas	2016
PWS Dumpster Sludge	Hexachlorobutadiene	180-56683-1	0.05	0.025	mg/L	U	0.05			Farmington	2016
PWS Dumpster Sludge	Hexachlorobutadiene	180-57965-1	0.05	0.025	mg/L	U	0.05			Omaha	2016
PWS Dumpster Sludge	Hexachlorobutadiene	180-58492-1	0.05	0.025	mg/L	U *	0.05			Raleigh	2016
PWS Dumpster Sludge	Hexachlorobutadiene	180-58609-1	0.05	0.025	mg/L	U *	0.05			Sacramento	2016
PWS Dumpster Sludge	Hexachlorobutadiene	180-53845-1	0.05	0.025	mg/L	U	0.05			Salt Lake City	2016
PWS Dumpster Sludge	Hexachlorobutadiene	180-58143-1	0.05	0.025	mg/L	U	0.05			Tampa	2016
PWS Dumpster Sludge	Hexachlorobutadiene	180-53132-1	0.05	0.025	mg/L	U	0.05			Wichita	2016
PWS Dumpster Sludge	Hexachlorobutadiene	180-59192-1	0.05	0.025	mg/L	U	0.05			Wichita	2016
PWS Dumpster Sludge	Hexachlorobutadiene	180-65701-1	0.05	0.025	mg/L	U	0.05			Archdale	2017
PWS Dumpster Sludge	Hexachlorobutadiene	180-68952-1	0.05	0.025	mg/L	U	0.05			Bismarck	2017
PWS Dumpster Sludge	Hexachlorobutadiene	180-66652-1	0.05	0.025	mg/L	U	0.05			Boise	2017
PWS Dumpster Sludge	Hexachlorobutadiene	180-64611-1	0.05	0.025	mg/L	U	0.05			Chandler	2017
PWS Dumpster Sludge	Hexachlorobutadiene	180-69205-1	0.05	0.025	mg/L	U	0.05			Clackamas	2017
PWS Dumpster Sludge	Hexachlorobutadiene	180-68914-1	0.05	0.025	mg/L	U	0.05			Farmington	2017

PWS Dumpster Sludge	Hexachlorobutadiene	180-70330-1	0.05	0.025	mg/L	U	0.05			Grand Island	2017
PWS Dumpster Sludge	Hexachlorobutadiene	180-69233-1	0.05	0.025	mg/L	U	0.05			Omaha	2017
PWS Dumpster Sludge	Hexachlorobutadiene	180-70394-1	0.05	0.025	mg/L	U	0.05			Raleigh	2017
PWS Dumpster Sludge	Hexachlorobutadiene	180-65525-1	0.05	0.025	mg/L	U	0.05			Salt Lake City	2017
PWS Dumpster Sludge	Hexachlorobutadiene	180-69416-1	0.05	0.025	mg/L	U	0.05			Tulsa	2017
PWS Dumpster Sludge	Hexachlorobutadiene	180-68834-1	0.05	0.025	mg/L	U H	0.05			Wichita	2017
PWS Dumpster Sludge	Hexachlorobutadiene	180-70519-1	0.05	0.025	mg/L	U	0.05			Sacramento	2017
PWS Dumpster Sludge	Hexachlorobutadiene	180-81017-1	0.05	0.025	mg/L	U	0.05			Albuquerque	2018
PWS Dumpster Sludge	Hexachlorobutadiene	180-77378-1	0.05	0.025	mg/L	U	0.05			Archdale	2018
PWS Dumpster Sludge	Hexachlorobutadiene	180-77126-1	0.05	0.025	mg/L	U	0.05			Boise	2018
PWS Dumpster Sludge	Hexachlorobutadiene	180-76999-1	0.05	0.025	mg/L	U	0.05			Chandler	2018
PWS Dumpster Sludge	Hexachlorobutadiene	180-82401-1	0.05	0.025	mg/L	U	0.05			Clackamas	2018
PWS Dumpster Sludge	Hexachlorobutadiene	180-80342-1	0.05	0.025	mg/L	U	0.05			Fargo	2018
PWS Dumpster Sludge	Hexachlorobutadiene	180-81612-1	0.05	0.025	mg/L	U	0.05			Farmington	2018
PWS Dumpster Sludge	**Hexachlorobutadiene**	**180-78576-1**	**0.05**	**0.025**	**mg/L**	**U**	**0.05**	**33**	**53**	**Raleigh**	**2018**
PWS Dumpster Sludge	Hexachlorobutadiene	180-80844-1	0.05	0.025	mg/L	U	0.05			Sacramento	2018
PWS Dumpster Sludge	Hexachlorobutadiene	180-81822-1	0.05	0.025	mg/L	U	0.05			Salisbury	2018
PWS Dumpster Sludge	Hexachlorobutadiene	180-76986-1	0.05	0.025	mg/L	U	0.05			Salt Lake City	2018
PWS Dumpster Sludge	Hexachlorobutadiene	180-79375-1	0.05	0.025	mg/L	U	0.05			Tampa	2018
PWS Dumpster Sludge	Hexachlorobutadiene	180-78536-1	0.05	0.025	mg/L	U	0.05			Tulsa	2018
PWS Dumpster Sludge	Hexachlorobutadiene	180-80379-1	0.05	0.025	mg/L	U	0.05			Tulsa	2018
PWS Dumpster Sludge	Hexachlorobutadiene	180-76259-1	0.05	0.025	mg/L	U	0.05			Wichita	2018
PWS Dumpster Sludge	Hexachlorobutadiene	180-81850-1	0.05	0.025	mg/L	U	0.05			Wichita	2018
PWS Dumpster Sludge	Hexachlorobutadiene	180-71592-1	0.05	0.025	mg/L	U	0.05			Salisbury	2018
PWS Dumpster Sludge	Hexachlorobutadiene	180-74280-1	0.05	0.025	mg/L	U	0.05			Tallahassee	2018
PWS Dumpster Sludge	Hexachlorobutadiene	180-58745-1	0.13	0.065	mg/L	U	0.13			Albuquerque	2016
PWS Dumpster Sludge	Hexachlorobutadiene	180-56014-1	0.13	0.065	mg/L	U	0.13			St. Pauls	2016
PWS Dumpster Sludge	Hexachlorobutadiene	180-58734-1	0.13	0.065	mg/L	U	0.13			Tulsa	2016
PWS Dumpster Sludge	Hexachlorobutadiene	180-70384-1	0.13	0.065	mg/L	U	0.13			Albuquerque	2017
PWS Dumpster Sludge	Hexachlorobutadiene	180-69241-1	0.13	0.065	mg/L	U	0.13			Oklahoma City	2017
PWS Dumpster Sludge	Hexachlorobutadiene	180-68774-1	0.13	0.065	mg/L	U	0.13			St Pauls	2017
PWS Dumpster Sludge	Hexachlorobutadiene	180-79776-1	0.13	0.065	mg/L	U	0.13			Oklahoma City	2018
PWS Dumpster Sludge	Hexachlorobutadiene	180-82967-1	0.13	0.065	mg/L	U *	0.13			St Pauls	2018
PWS Dumpster Sludge	Hexachlorobutadiene	180-64798-1	0.5	0.25	mg/L	U	0.5			Wichita	2017
PWS Dumpster Sludge	Hexachlorobutadiene	180-58404-1	0.6	0.3	mg/L	U	0.6			Charlotte	2016
PWS Dumpster Sludge	Hexachloroethane	180-54935-1	0.05	0.025	mg/L	U	0.05			Archdale	2016
PWS Dumpster Sludge	Hexachloroethane	180-52551-1	0.05	0.025	mg/L	U	0.05			Boise	2016
PWS Dumpster Sludge	Hexachloroethane	180-57485-1	0.05	0.025	mg/L	U	0.05			Chandler	2016
PWS Dumpster Sludge	Hexachloroethane	180-58682-1	0.05	0.025	mg/L	U	0.05			Clackamas	2016
PWS Dumpster Sludge	Hexachloroethane	180-56683-1	0.05	0.025	mg/L	U	0.05			Farmington	2016
PWS Dumpster Sludge	Hexachloroethane	180-57965-1	0.05	0.025	mg/L	U	0.05			Omaha	2016
PWS Dumpster Sludge	Hexachloroethane	180-58492-1	0.05	0.025	mg/L	U	0.05			Raleigh	2016
PWS Dumpster Sludge	Hexachloroethane	180-58609-1	0.05	0.025	mg/L	U	0.05			Sacramento	2016
PWS Dumpster Sludge	Hexachloroethane	180-53845-1	0.05	0.025	mg/L	U	0.05			Salt Lake City	2016
PWS Dumpster Sludge	Hexachloroethane	180-58143-1	0.05	0.025	mg/L	U	0.05			Tampa	2016
PWS Dumpster Sludge	Hexachloroethane	180-53132-1	0.05	0.025	mg/L	U	0.05			Wichita	2016
PWS Dumpster Sludge	Hexachloroethane	180-59192-1	0.05	0.025	mg/L	U	0.05			Wichita	2016
PWS Dumpster Sludge	Hexachloroethane	180-65701-1	0.05	0.025	mg/L	U	0.05			Archdale	2017
PWS Dumpster Sludge	Hexachloroethane	180-68952-1	0.05	0.025	mg/L	U	0.05			Bismarck	2017
PWS Dumpster Sludge	Hexachloroethane	180-66652-1	0.05	0.025	mg/L	U	0.05			Boise	2017
PWS Dumpster Sludge	Hexachloroethane	180-64611-1	0.05	0.025	mg/L	U	0.05			Chandler	2017
PWS Dumpster Sludge	Hexachloroethane	180-69205-1	0.05	0.025	mg/L	U	0.05			Clackamas	2017
PWS Dumpster Sludge	Hexachloroethane	180-68914-1	0.05	0.025	mg/L	U	0.05			Farmington	2017
PWS Dumpster Sludge	Hexachloroethane	180-70330-1	0.05	0.025	mg/L	U	0.05			Grand Island	2017

PWS Dumpster Sludge	Hexachloroethane	180-69233-1	0.05	0.025	mg/L	U	0.05			Omaha	2017
PWS Dumpster Sludge	Hexachloroethane	180-70394-1	0.05	0.025	mg/L	U	0.05			Raleigh	2017
PWS Dumpster Sludge	Hexachloroethane	180-65525-1	0.05	0.025	mg/L	U	0.05			Salt Lake City	2017
PWS Dumpster Sludge	Hexachloroethane	180-69416-1	0.05	0.025	mg/L	U	0.05			Tulsa	2017
PWS Dumpster Sludge	Hexachloroethane	180-68834-1	0.05	0.025	mg/L	U H	0.05			Wichita	2017
PWS Dumpster Sludge	Hexachloroethane	180-70519-1	0.05	0.025	mg/L	U	0.05			Sacramento	2017
PWS Dumpster Sludge	Hexachloroethane	180-81017-1	0.05	0.025	mg/L	U	0.05			Albuquerque	2018
PWS Dumpster Sludge	Hexachloroethane	180-77378-1	0.05	0.025	mg/L	U	0.05			Archdale	2018
PWS Dumpster Sludge	Hexachloroethane	180-77126-1	0.05	0.025	mg/L	U	0.05			Boise	2018
PWS Dumpster Sludge	Hexachloroethane	180-76999-1	0.05	0.025	mg/L	U *	0.05			Chandler	2018
PWS Dumpster Sludge	Hexachloroethane	180-82401-1	0.05	0.025	mg/L	U	0.05			Clackamas	2018
PWS Dumpster Sludge	Hexachloroethane	180-80342-1	0.05	0.025	mg/L	U	0.05			Fargo	2018
PWS Dumpster Sludge	Hexachloroethane	180-81612-1	0.05	0.025	mg/L	U	0.05			Farmington	2018
PWS Dumpster Sludge	Hexachloroethane	180-78576-1	0.05	0.025	mg/L	U	0.05	33	53	Raleigh	2018
PWS Dumpster Sludge	Hexachloroethane	180-80844-1	0.05	0.025	mg/L	U	0.05			Sacramento	2018
PWS Dumpster Sludge	Hexachloroethane	180-81822-1	0.05	0.025	mg/L	U	0.05			Salisbury	2018
PWS Dumpster Sludge	Hexachloroethane	180-76986-1	0.05	0.025	mg/L	U *	0.05			Salt Lake City	2018
PWS Dumpster Sludge	Hexachloroethane	180-79375-1	0.05	0.025	mg/L	U	0.05			Tampa	2018
PWS Dumpster Sludge	Hexachloroethane	180-78536-1	0.05	0.025	mg/L	U	0.05			Tulsa	2018
PWS Dumpster Sludge	Hexachloroethane	180-80379-1	0.05	0.025	mg/L	U	0.05			Tulsa	2018
PWS Dumpster Sludge	Hexachloroethane	180-76259-1	0.05	0.025	mg/L	U	0.05			Wichita	2018
PWS Dumpster Sludge	Hexachloroethane	180-81850-1	0.05	0.025	mg/L	U	0.05			Wichita	2018
PWS Dumpster Sludge	Hexachloroethane	180-71592-1	0.05	0.025	mg/L	U	0.05			Salisbury	2018
PWS Dumpster Sludge	Hexachloroethane	180-74280-1	0.05	0.025	mg/L	U	0.05			Tallahassee	2018
PWS Dumpster Sludge	Hexachloroethane	180-58745-1	0.13	0.065	mg/L	U	0.13			Albuquerque	2016
PWS Dumpster Sludge	Hexachloroethane	180-56014-1	0.13	0.065	mg/L	U	0.13			St. Pauls	2016
PWS Dumpster Sludge	Hexachloroethane	180-58734-1	0.13	0.065	mg/L	U	0.13			Tulsa	2016
PWS Dumpster Sludge	Hexachloroethane	180-70384-1	0.13	0.065	mg/L	U	0.13			Albuquerque	2017
PWS Dumpster Sludge	Hexachloroethane	180-69241-1	0.13	0.065	mg/L	U	0.13			Oklahoma City	2017
PWS Dumpster Sludge	Hexachloroethane	180-68774-1	0.13	0.065	mg/L	U	0.13			St Pauls	2017
PWS Dumpster Sludge	Hexachloroethane	180-79776-1	0.13	0.065	mg/L	U	0.13			Oklahoma City	2018
PWS Dumpster Sludge	Hexachloroethane	180-82967-1	0.13	0.065	mg/L	U *	0.13			St Pauls	2018
PWS Dumpster Sludge	Hexachloroethane	180-64798-1	0.5	0.25	mg/L	U	0.5			Wichita	2017
PWS Dumpster Sludge	Hexachloroethane	180-58404-1	0.6	0.3	mg/L	U	0.6			Charlotte	2016
PWS Dumpster Sludge	Ignitability	180-81017-1	>140	>140	Degrees F					Albuquerque	2018
PWS Dumpster Sludge	Ignitability	180-77378-1	>140	>140	Degrees F					Archdale	2018
PWS Dumpster Sludge	Ignitability	180-77126-1	>140	>140	Degrees F					Boise	2018
PWS Dumpster Sludge	Ignitability	180-76999-1	>140	>140	Degrees F					Chandler	2018
PWS Dumpster Sludge	Ignitability	180-82401-1	>140	>140	Degrees F					Clackamas	2018
PWS Dumpster Sludge	Ignitability	180-80342-1	>140	>140	Degrees F					Fargo	2018
PWS Dumpster Sludge	Ignitability	180-81612-1	>140	>140	Degrees F					Farmington	2018
PWS Dumpster Sludge	Ignitability	180-78576-1	>140	>140	Degrees F					Raleigh	2018
PWS Dumpster Sludge	Ignitability	180-80844-1	>140	>140	Degrees F					Sacramento	2018
PWS Dumpster Sludge	Ignitability	180-81822-1	>140	>140	Degrees F					Salisbury	2018
PWS Dumpster Sludge	Ignitability	180-76986-1	>140	>140	Degrees F					Salt Lake City	2018
PWS Dumpster Sludge	Ignitability	180-79375-1	>140	>140	Degrees F					Tampa	2018
PWS Dumpster Sludge	Ignitability	180-78536-1	>140	>140	Degrees F					Tulsa	2018
PWS Dumpster Sludge	Ignitability	180-80379-1	>140	>140	Degrees F					Tulsa	2018
PWS Dumpster Sludge	Ignitability	180-76259-1	>140	>140	Degrees F					Wichita	2018
PWS Dumpster Sludge	Ignitability	180-81850-1	>140	>140	Degrees F					Wichita	2018
PWS Dumpster Sludge	Ignitability	180-71592-1	>140	>140	Degrees F					Salisbury	2018
PWS Dumpster Sludge	Ignitability	180-74280-1	>140	>140	Degrees F					Tallahassee	2018
PWS Dumpster Sludge	Lead	180-80342-1	0.035	0.035	mg/L	J	0.5			Fargo	2018
PWS Dumpster Sludge	Lead	180-80379-1	0.073	0.073	mg/L	J	0.5			Tulsa	2018

PWS Dumpster Sludge	Lead	180-74280-1	0.078	0.078	mg/L	J	0.5			Tallahassee	2018
PWS Dumpster Sludge	Lead	180-70394-1	0.091	0.091	mg/L	J	0.5			Raleigh	2017
PWS Dumpster Sludge	Lead	180-81612-1	0.093	0.093	mg/L	J	0.5			Farmington	2018
PWS Dumpster Sludge	Lead	180-64611-1	0.13	0.13	mg/L	J	0.5			Chandler	2017
PWS Dumpster Sludge	Lead	180-58492-1	0.15	0.15	mg/L	J	0.5			Raleigh	2016
PWS Dumpster Sludge	Lead	180-58609-1	0.15	0.15	mg/L	J	0.5			Sacramento	2016
PWS Dumpster Sludge	Lead	180-77126-1	0.15	0.15	mg/L	J	0.5			Boise	2018
PWS Dumpster Sludge	Lead	180-81017-1	0.17	0.17	mg/L	J	0.5			Albuquerque	2018
PWS Dumpster Sludge	Lead	180-80844-1	0.18	0.18	mg/L	J	0.5			Sacramento	2018
PWS Dumpster Sludge	Lead	180-58404-1	0.2	0.2	mg/L	J	0.5			Charlotte	2016
PWS Dumpster Sludge	Lead	180-68914-1	0.2	0.2	mg/L	J	0.5			Farmington	2017
PWS Dumpster Sludge	Lead	180-78576-1	0.22	0.22	mg/L	J	0.5			Raleigh	2018
PWS Dumpster Sludge	Lead	180-52551-1	0.5	0.25	mg/L	U	0.5			Boise	2016
PWS Dumpster Sludge	Lead	180-53132-1	0.25	0.25	mg/L	J	0.5			Wichita	2016
PWS Dumpster Sludge	Lead	180-68952-1	0.5	0.25	mg/L	U	0.5			Bismarck	2017
PWS Dumpster Sludge	Lead	180-66652-1	0.26	0.26	mg/L	J	0.5			Boise	2017
PWS Dumpster Sludge	Lead	180-69416-1	0.33	0.33	mg/L	J	0.5			Tulsa	2017
PWS Dumpster Sludge	Lead	180-59192-1	0.38	0.38	mg/L	J	0.5			Wichita	2016
PWS Dumpster Sludge	Lead	180-57485-1	0.39	0.39	mg/L	J	0.5			Chandler	2016
PWS Dumpster Sludge	Lead	180-64798-1	0.42	0.42	mg/L	J	0.5			Wichita	2017
PWS Dumpster Sludge	Lead	180-56683-1	0.45	0.45	mg/L	J	0.5			Farmington	2016
PWS Dumpster Sludge	Lead	180-68774-1	1	0.5	mg/L	U	1			St Pauls	2017
PWS Dumpster Sludge	Lead	180-76259-1	0.51	0.51	mg/L	F1	0.5			Wichita	2018
PWS Dumpster Sludge	Lead	180-81850-1	0.51	0.51	mg/L		0.5			Wichita	2018
PWS Dumpster Sludge	Lead	180-58745-1	0.6	0.6	mg/L	J	1			Albuquerque	2016
PWS Dumpster Sludge	Lead	180-76999-1	0.61	0.61	mg/L		0.5			Chandler	2018
PWS Dumpster Sludge	Lead	180-68834-1	0.62	0.62	mg/L		0.5			Wichita	2017
PWS Dumpster Sludge	Lead	180-78536-1	0.62	0.62	mg/L		0.5			Tulsa	2018
PWS Dumpster Sludge	Lead	180-58682-1	0.69	0.69	mg/L		0.5			Clackamas	2016
PWS Dumpster Sludge	Lead	180-58143-1	0.7	0.7	mg/L		0.5			Tampa	2016
PWS Dumpster Sludge	**Lead**	**180-69241-1**	**0.7**	**0.7**	**mg/L**	**J**	**1**	**33**	**53**	**Oklahoma City**	**2017**
PWS Dumpster Sludge	Lead	180-69205-1	0.79	0.79	mg/L		0.5			Clackamas	2017
PWS Dumpster Sludge	Lead	180-71592-1	0.79	0.79	mg/L		0.5			Salisbury	2018
PWS Dumpster Sludge	Lead	180-81822-1	0.9	0.9	mg/L		0.5			Salisbury	2018
PWS Dumpster Sludge	Lead	180-76986-1	0.97	0.97	mg/L		0.5			Salt Lake City	2018
PWS Dumpster Sludge	Lead	180-56014-1	1.2	1.2	mg/L		1			St. Pauls	2016
PWS Dumpster Sludge	Lead	180-58734-1	1.7	1.7	mg/L		1			Tulsa	2016
PWS Dumpster Sludge	Lead	180-70384-1	1.9	1.9	mg/L		1			Albuquerque	2017
PWS Dumpster Sludge	Lead	180-65525-1	2	2	mg/L		0.5			Salt Lake City	2017
PWS Dumpster Sludge	Lead	180-82967-1	2.8	2.8	mg/L		1			St Pauls	2018
PWS Dumpster Sludge	Lead	180-82401-1	3.1	3.1	mg/L		0.5			Clackamas	2018
PWS Dumpster Sludge	Lead	180-77378-1	5.3	5.3	mg/L		0.5			Archdale	2018
PWS Dumpster Sludge	Lead	180-65701-1	6.1	6.1	mg/L		0.5			Archdale	2017
PWS Dumpster Sludge	Lead	180-79375-1	7.6	7.6	mg/L		0.5			Tampa	2018
PWS Dumpster Sludge	Lead	180-79776-1	9.3	9.3	mg/L		1			Oklahoma City	2018
PWS Dumpster Sludge	Lead	180-69233-1	9.4	9.4	mg/L		0.5			Omaha	2017
PWS Dumpster Sludge	Lead	180-70519-1	21	21	mg/L		0.5			Sacramento	2017
PWS Dumpster Sludge	Lead	180-57965-1	37	37	mg/L		0.5			Omaha	2016
PWS Dumpster Sludge	Lead	180-53845-1	47	47	mg/L		0.5			Salt Lake City	2016
PWS Dumpster Sludge	Lead	180-70330-1	85	85	mg/L		0.5			Grand Island	2017
PWS Dumpster Sludge	Lead	180-54935-1	120	120	mg/L		1			Archdale	2016
PWS Dumpster Sludge	Mercury	180-52551-1	0.000052	0.000052	mg/L	J	0.0002			Boise	2016
PWS Dumpster Sludge	Mercury	180-59192-1	0.00006	0.00006	mg/L	J B	0.0002			Wichita	2016
PWS Dumpster Sludge	Mercury	180-57965-1	0.000063	0.000063	mg/L	J B	0.0002			Omaha	2016

PWS Dumpster Sludge	Mercury	180-69233-1	0.000068	0.000068	mg/L	J	0.0002			Omaha	2017
PWS Dumpster Sludge	Mercury	180-70519-1	0.000094	0.000094	mg/L	J	0.0002			Sacramento	2017
PWS Dumpster Sludge	Mercury	180-54935-1	0.0002	0.0001	mg/L	U	0.0002			Archdale	2016
PWS Dumpster Sludge	Mercury	180-58404-1	0.0002	0.0001	mg/L	U	0.0002			Charlotte	2016
PWS Dumpster Sludge	Mercury	180-58682-1	0.0001	0.0001	mg/L	J	0.0002			Clackamas	2016
PWS Dumpster Sludge	Mercury	180-56683-1	0.0002	0.0001	mg/L	U	0.0002			Farmington	2016
PWS Dumpster Sludge	Mercury	180-58492-1	0.0002	0.0001	mg/L	U	0.0002			Raleigh	2016
PWS Dumpster Sludge	Mercury	180-58609-1	0.0002	0.0001	mg/L	U	0.0002			Sacramento	2016
PWS Dumpster Sludge	Mercury	180-53132-1	0.0002	0.0001	mg/L	U	0.0002			Wichita	2016
PWS Dumpster Sludge	Mercury	180-65701-1	0.0002	0.0001	mg/L	U	0.0002			Archdale	2017
PWS Dumpster Sludge	Mercury	180-69205-1	0.0002	0.0001	mg/L	U	0.0002			Clackamas	2017
PWS Dumpster Sludge	Mercury	180-68914-1	0.0002	0.0001	mg/L	U	0.0002			Farmington	2017
PWS Dumpster Sludge	Mercury	180-70330-1	0.0002	0.0001	mg/L	U	0.0002			Grand Island	2017
PWS Dumpster Sludge	Mercury	180-70394-1	0.0002	0.0001	mg/L	U	0.0002			Raleigh	2017
PWS Dumpster Sludge	Mercury	180-65525-1	0.0002	0.0001	mg/L	U	0.0002			Salt Lake City	2017
PWS Dumpster Sludge	Mercury	180-69416-1	0.0002	0.0001	mg/L	U	0.0002			Tulsa	2017
PWS Dumpster Sludge	Mercury	180-64798-1	0.0002	0.0001	mg/L	U	0.0002			Wichita	2017
PWS Dumpster Sludge	Mercury	180-68834-1	0.0002	0.0001	mg/L	U H	0.0002			Wichita	2017
PWS Dumpster Sludge	Mercury	180-81017-1	0.0002	0.0001	mg/L	U	0.0002			Albuquerque	2018
PWS Dumpster Sludge	Mercury	180-77126-1	0.0002	0.0001	mg/L	U	0.0002			Boise	2018
PWS Dumpster Sludge	Mercury	180-76999-1	0.0002	0.0001	mg/L	U	0.0002			Chandler	2018
PWS Dumpster Sludge	Mercury	180-82401-1	0.0002	0.0001	mg/L	U	0.0002			Clackamas	2018
PWS Dumpster Sludge	Mercury	180-80342-1	0.0002	0.0001	mg/L	U	0.0002			Fargo	2018
PWS Dumpster Sludge	Mercury	180-81612-1	0.0002	0.0001	mg/L	U	0.0002			Farmington	2018
PWS Dumpster Sludge	Mercury	180-78576-1	0.0002	0.0001	mg/L	U	0.0002			Raleigh	2018
PWS Dumpster Sludge	Mercury	180-80844-1	0.0002	0.0001	mg/L	U	0.0002			Sacramento	2018
PWS Dumpster Sludge	Mercury	180-76986-1	0.0002	0.0001	mg/L	U	0.0002			Salt Lake City	2018
PWS Dumpster Sludge	Mercury	180-79375-1	0.0002	0.0001	mg/L	U	0.0002			Tampa	2018
PWS Dumpster Sludge	Mercury	180-78536-1	0.0002	0.0001	mg/L	U	0.0002			Tulsa	2018
PWS Dumpster Sludge	Mercury	180-80379-1	0.0002	0.0001	mg/L	U	0.0002	33	53	Tulsa	2018
PWS Dumpster Sludge	Mercury	180-76259-1	0.0002	0.0001	mg/L	U	0.0002			Wichita	2018
PWS Dumpster Sludge	Mercury	180-81850-1	0.0002	0.0001	mg/L	U	0.0002			Wichita	2018
PWS Dumpster Sludge	Mercury	180-74280-1	0.0002	0.0001	mg/L	U	0.0002			Tallahassee	2018
PWS Dumpster Sludge	Mercury	180-58143-1	0.00014	0.00014	mg/L	J B	0.0002			Tampa	2016
PWS Dumpster Sludge	Mercury	180-77378-1	0.0004	0.0002	mg/L	U	0.0004			Archdale	2018
PWS Dumpster Sludge	Mercury	180-57485-1	0.00021	0.00021	mg/L		0.0002			Chandler	2016
PWS Dumpster Sludge	Mercury	180-64611-1	0.00028	0.00028	mg/L		0.0002			Chandler	2017
PWS Dumpster Sludge	Mercury	180-68952-1	0.00035	0.00035	mg/L		0.0002			Bismarck	2017
PWS Dumpster Sludge	Mercury	180-53845-1	0.00041	0.00041	mg/L		0.0002			Salt Lake City	2016
PWS Dumpster Sludge	Mercury	180-81822-1	0.002	0.001	mg/L	U	0.002			Salisbury	2018
PWS Dumpster Sludge	Mercury	180-58745-1	0.033	0.0165	mg/L	U	0.033			Albuquerque	2016
PWS Dumpster Sludge	Mercury	180-56014-1	0.033	0.0165	mg/L	U	0.033			St. Pauls	2016
PWS Dumpster Sludge	Mercury	180-58734-1	0.033	0.0165	mg/L	U	0.033			Tulsa	2016
PWS Dumpster Sludge	Mercury	180-70384-1	0.033	0.0165	mg/L	U	0.033			Albuquerque	2017
PWS Dumpster Sludge	Mercury	180-68774-1	0.033	0.0165	mg/L	U	0.033			St Pauls	2017
PWS Dumpster Sludge	Mercury	180-79776-1	0.033	0.0165	mg/L	U	0.033			Oklahoma City	2018
PWS Dumpster Sludge	Mercury	180-82967-1	0.033	0.0165	mg/L	U	0.033			St Pauls	2018
PWS Dumpster Sludge	Mercury	180-69241-1	0.019	0.019	mg/L	J	0.033			Oklahoma City	2017
PWS Dumpster Sludge	Mercury	180-71592-1	0.073	0.073	mg/L		0.005			Salisbury	2018
PWS Dumpster Sludge	Mercury	180-66652-1	0.074	0.074	mg/L	B	0.01			Boise	2017
PWS Dumpster Sludge	Methylphenol, 3 & 4	180-57485-1	0.05	0.025	mg/L	U	0.05			Chandler	2016
PWS Dumpster Sludge	Methylphenol, 3 & 4	180-58682-1	0.05	0.025	mg/L	U	0.05			Clackamas	2016
PWS Dumpster Sludge	Methylphenol, 3 & 4	180-56683-1	0.05	0.025	mg/L	U	0.05			Farmington	2016
PWS Dumpster Sludge	Methylphenol, 3 & 4	180-57965-1	0.05	0.025	mg/L	U	0.05			Omaha	2016

PWS Dumpster Sludge	Methylphenol, 3 & 4	180-58492-1	0.05	0.025	mg/L	U	0.05			Raleigh	2016
PWS Dumpster Sludge	Methylphenol, 3 & 4	180-58609-1	0.05	0.025	mg/L	U	0.05			Sacramento	2016
PWS Dumpster Sludge	Methylphenol, 3 & 4	180-58143-1	0.05	0.025	mg/L	U	0.05			Tampa	2016
PWS Dumpster Sludge	Methylphenol, 3 & 4	180-59192-1	0.05	0.025	mg/L	U	0.05			Wichita	2016
PWS Dumpster Sludge	Methylphenol, 3 & 4	180-65701-1	0.05	0.025	mg/L	U	0.05			Archdale	2017
PWS Dumpster Sludge	Methylphenol, 3 & 4	180-68952-1	0.05	0.025	mg/L	U	0.05			Bismarck	2017
PWS Dumpster Sludge	Methylphenol, 3 & 4	180-66652-1	0.05	0.025	mg/L	U	0.05			Boise	2017
PWS Dumpster Sludge	Methylphenol, 3 & 4	180-64611-1	0.05	0.025	mg/L	U	0.05			Chandler	2017
PWS Dumpster Sludge	Methylphenol, 3 & 4	180-69205-1	0.05	0.025	mg/L	U	0.05			Clackamas	2017
PWS Dumpster Sludge	Methylphenol, 3 & 4	180-68914-1	0.05	0.025	mg/L	U	0.05			Farmington	2017
PWS Dumpster Sludge	Methylphenol, 3 & 4	180-70330-1	0.05	0.025	mg/L	U	0.05			Grand Island	2017
PWS Dumpster Sludge	Methylphenol, 3 & 4	180-69233-1	0.05	0.025	mg/L	U	0.05			Omaha	2017
PWS Dumpster Sludge	Methylphenol, 3 & 4	180-70394-1	0.05	0.025	mg/L	U	0.05			Raleigh	2017
PWS Dumpster Sludge	Methylphenol, 3 & 4	180-65525-1	0.05	0.025	mg/L	U	0.05			Salt Lake City	2017
PWS Dumpster Sludge	Methylphenol, 3 & 4	180-68834-1	0.05	0.025	mg/L	U H	0.05			Wichita	2017
PWS Dumpster Sludge	Methylphenol, 3 & 4	180-70519-1	0.05	0.025	mg/L	U	0.05			Sacramento	2017
PWS Dumpster Sludge	Methylphenol, 3 & 4	180-81017-1	0.05	0.025	mg/L	U	0.05			Albuquerque	2018
PWS Dumpster Sludge	Methylphenol, 3 & 4	180-77378-1	0.05	0.025	mg/L	U	0.05			Archdale	2018
PWS Dumpster Sludge	Methylphenol, 3 & 4	180-77126-1	0.05	0.025	mg/L	U	0.05			Boise	2018
PWS Dumpster Sludge	Methylphenol, 3 & 4	180-76999-1	0.05	0.025	mg/L	U	0.05			Chandler	2018
PWS Dumpster Sludge	Methylphenol, 3 & 4	180-82401-1	0.05	0.025	mg/L	U	0.05			Clackamas	2018
PWS Dumpster Sludge	Methylphenol, 3 & 4	180-80342-1	0.05	0.025	mg/L	U	0.05			Fargo	2018
PWS Dumpster Sludge	Methylphenol, 3 & 4	180-81612-1	0.05	0.025	mg/L	U	0.05			Farmington	2018
PWS Dumpster Sludge	Methylphenol, 3 & 4	180-78576-1	0.05	0.025	mg/L	U	0.05			Raleigh	2018
PWS Dumpster Sludge	Methylphenol, 3 & 4	180-80844-1	0.05	0.025	mg/L	U	0.05			Sacramento	2018
PWS Dumpster Sludge	Methylphenol, 3 & 4	180-81822-1	0.05	0.025	mg/L	U	0.05			Salisbury	2018
PWS Dumpster Sludge	Methylphenol, 3 & 4	180-76986-1	0.05	0.025	mg/L	U	0.05			Salt Lake City	2018
PWS Dumpster Sludge	Methylphenol, 3 & 4	180-79375-1	0.05	0.025	mg/L	U	0.05			Tampa	2018
PWS Dumpster Sludge	**Methylphenol, 3 & 4**	**180-78536-1**	**0.05**	**0.025**	**mg/L**	**U**	**0.05**	**33**	**53**	**Tulsa**	**2018**
PWS Dumpster Sludge	Methylphenol, 3 & 4	180-80379-1	0.05	0.025	mg/L	U	0.05			Tulsa	2018
PWS Dumpster Sludge	Methylphenol, 3 & 4	180-81850-1	0.05	0.025	mg/L	U	0.05			Wichita	2018
PWS Dumpster Sludge	Methylphenol, 3 & 4	180-71592-1	0.05	0.025	mg/L	U	0.05			Salisbury	2018
PWS Dumpster Sludge	Methylphenol, 3 & 4	180-74280-1	0.05	0.025	mg/L	U *	0.05			Tallahassee	2018
PWS Dumpster Sludge	Methylphenol, 3 & 4	180-69416-1	0.054	0.054	mg/L		0.05			Tulsa	2017
PWS Dumpster Sludge	Methylphenol, 3 & 4	180-76259-1	0.12	0.12	mg/L		0.05			Wichita	2018
PWS Dumpster Sludge	Methylphenol, 3 & 4	180-64798-1	0.5	0.25	mg/L	U	0.5			Wichita	2017
PWS Dumpster Sludge	Methylphenol, 3 & 4	180-58404-1	0.6	0.3	mg/L	U	0.6			Charlotte	2016
PWS Dumpster Sludge	Methylphenol, 3 & 4	180-54935-1	0.42	0.42	mg/L		0.05			Archdale	2016
PWS Dumpster Sludge	Methylphenol, 3 & 4	180-58745-1	1	0.5	mg/L	U	1			Albuquerque	2016
PWS Dumpster Sludge	Methylphenol, 3 & 4	180-56014-1	1	0.5	mg/L	U	1			St. Pauls	2016
PWS Dumpster Sludge	Methylphenol, 3 & 4	180-58734-1	1	0.5	mg/L	U	1			Tulsa	2016
PWS Dumpster Sludge	Methylphenol, 3 & 4	180-70384-1	1	0.5	mg/L	U	1			Albuquerque	2017
PWS Dumpster Sludge	Methylphenol, 3 & 4	180-69241-1	1	0.5	mg/L	U	1			Oklahoma City	2017
PWS Dumpster Sludge	Methylphenol, 3 & 4	180-68774-1	1	0.5	mg/L	U	1			St Pauls	2017
PWS Dumpster Sludge	Methylphenol, 3 & 4	180-79776-1	1	0.5	mg/L	U	1			Oklahoma City	2018
PWS Dumpster Sludge	Methylphenol, 3 & 4	180-52551-1	0.62	0.62	mg/L		0.05			Boise	2016
PWS Dumpster Sludge	Methylphenol, 3 & 4	180-53132-1	0.98	0.98	mg/L		0.05			Wichita	2016
PWS Dumpster Sludge	Methylphenol, 3 & 4	180-82967-1	1.7	1.7	mg/L		1			St Pauls	2018
PWS Dumpster Sludge	Methylphenol, 3 & 4	180-53845-1	3.4	3.4	mg/L		0.25			Salt Lake City	2016
PWS Dumpster Sludge	Nitrobenzene	180-54935-1	0.05	0.025	mg/L	U *	0.05			Archdale	2016
PWS Dumpster Sludge	Nitrobenzene	180-52551-1	0.05	0.025	mg/L	U	0.05			Boise	2016
PWS Dumpster Sludge	Nitrobenzene	180-57485-1	0.05	0.025	mg/L	U *	0.05			Chandler	2016
PWS Dumpster Sludge	Nitrobenzene	180-58682-1	0.05	0.025	mg/L	U *	0.05			Clackamas	2016
PWS Dumpster Sludge	Nitrobenzene	180-56683-1	0.05	0.025	mg/L	U	0.05			Farmington	2016

PWS Dumpster Sludge	Nitrobenzene	180-57965-1	0.05	0.025	mg/L	U	0.05			Omaha	2016
PWS Dumpster Sludge	Nitrobenzene	180-58492-1	0.05	0.025	mg/L	U *	0.05			Raleigh	2016
PWS Dumpster Sludge	Nitrobenzene	180-58609-1	0.05	0.025	mg/L	U *	0.05			Sacramento	2016
PWS Dumpster Sludge	Nitrobenzene	180-53845-1	0.05	0.025	mg/L	U	0.05			Salt Lake City	2016
PWS Dumpster Sludge	Nitrobenzene	180-58143-1	0.05	0.025	mg/L	U	0.05			Tampa	2016
PWS Dumpster Sludge	Nitrobenzene	180-53132-1	0.05	0.025	mg/L	U	0.05			Wichita	2016
PWS Dumpster Sludge	Nitrobenzene	180-59192-1	0.05	0.025	mg/L	U	0.05			Wichita	2016
PWS Dumpster Sludge	Nitrobenzene	180-65701-1	0.05	0.025	mg/L	U	0.05			Archdale	2017
PWS Dumpster Sludge	Nitrobenzene	180-68952-1	0.05	0.025	mg/L	U	0.05			Bismarck	2017
PWS Dumpster Sludge	Nitrobenzene	180-66652-1	0.05	0.025	mg/L	U	0.05			Boise	2017
PWS Dumpster Sludge	Nitrobenzene	180-64611-1	0.05	0.025	mg/L	U	0.05			Chandler	2017
PWS Dumpster Sludge	Nitrobenzene	180-69205-1	0.05	0.025	mg/L	U	0.05			Clackamas	2017
PWS Dumpster Sludge	Nitrobenzene	180-68914-1	0.05	0.025	mg/L	U	0.05			Farmington	2017
PWS Dumpster Sludge	Nitrobenzene	180-70330-1	0.05	0.025	mg/L	U	0.05			Grand Island	2017
PWS Dumpster Sludge	Nitrobenzene	180-69233-1	0.05	0.025	mg/L	U	0.05			Omaha	2017
PWS Dumpster Sludge	Nitrobenzene	180-70394-1	0.05	0.025	mg/L	U	0.05			Raleigh	2017
PWS Dumpster Sludge	Nitrobenzene	180-65525-1	0.05	0.025	mg/L	U	0.05			Salt Lake City	2017
PWS Dumpster Sludge	Nitrobenzene	180-69416-1	0.05	0.025	mg/L	U	0.05			Tulsa	2017
PWS Dumpster Sludge	Nitrobenzene	180-68834-1	0.05	0.025	mg/L	U H	0.05			Wichita	2017
PWS Dumpster Sludge	Nitrobenzene	180-70519-1	0.05	0.025	mg/L	U	0.05			Sacramento	2017
PWS Dumpster Sludge	Nitrobenzene	180-81017-1	0.05	0.025	mg/L	U	0.05			Albuquerque	2018
PWS Dumpster Sludge	Nitrobenzene	180-77378-1	0.05	0.025	mg/L	U	0.05			Archdale	2018
PWS Dumpster Sludge	Nitrobenzene	180-77126-1	0.05	0.025	mg/L	U	0.05			Boise	2018
PWS Dumpster Sludge	Nitrobenzene	180-76999-1	0.05	0.025	mg/L	U	0.05			Chandler	2018
PWS Dumpster Sludge	Nitrobenzene	180-82401-1	0.05	0.025	mg/L	U	0.05			Clackamas	2018
PWS Dumpster Sludge	Nitrobenzene	180-80342-1	0.05	0.025	mg/L	U	0.05			Fargo	2018
PWS Dumpster Sludge	Nitrobenzene	180-81612-1	0.05	0.025	mg/L	U	0.05			Farmington	2018
PWS Dumpster Sludge	**Nitrobenzene**	**180-78576-1**	**0.05**	**0.025**	**mg/L**	**U**	**0.05**	**33**	**53**	**Raleigh**	**2018**
PWS Dumpster Sludge	Nitrobenzene	180-80844-1	0.05	0.025	mg/L	U	0.05			Sacramento	2018
PWS Dumpster Sludge	Nitrobenzene	180-81822-1	0.05	0.025	mg/L	U	0.05			Salisbury	2018
PWS Dumpster Sludge	Nitrobenzene	180-76986-1	0.05	0.025	mg/L	U	0.05			Salt Lake City	2018
PWS Dumpster Sludge	Nitrobenzene	180-79375-1	0.05	0.025	mg/L	U	0.05			Tampa	2018
PWS Dumpster Sludge	Nitrobenzene	180-78536-1	0.05	0.025	mg/L	U	0.05			Tulsa	2018
PWS Dumpster Sludge	Nitrobenzene	180-80379-1	0.05	0.025	mg/L	U	0.05			Tulsa	2018
PWS Dumpster Sludge	Nitrobenzene	180-76259-1	0.05	0.025	mg/L	U	0.05			Wichita	2018
PWS Dumpster Sludge	Nitrobenzene	180-81850-1	0.05	0.025	mg/L	U	0.05			Wichita	2018
PWS Dumpster Sludge	Nitrobenzene	180-71592-1	0.05	0.025	mg/L	U	0.05			Salisbury	2018
PWS Dumpster Sludge	Nitrobenzene	180-74280-1	0.05	0.025	mg/L	U	0.05			Tallahassee	2018
PWS Dumpster Sludge	Nitrobenzene	180-64798-1	0.5	0.25	mg/L	U	0.5			Wichita	2017
PWS Dumpster Sludge	Nitrobenzene	180-58404-1	0.6	0.3	mg/L	U	0.6			Charlotte	2016
PWS Dumpster Sludge	Nitrobenzene	180-58745-1	1	0.5	mg/L	U	1			Albuquerque	2016
PWS Dumpster Sludge	Nitrobenzene	180-56014-1	1	0.5	mg/L	U	1			St. Pauls	2016
PWS Dumpster Sludge	Nitrobenzene	180-58734-1	1	0.5	mg/L	U	1			Tulsa	2016
PWS Dumpster Sludge	Nitrobenzene	180-70384-1	1	0.5	mg/L	U	1			Albuquerque	2017
PWS Dumpster Sludge	Nitrobenzene	180-69241-1	1	0.5	mg/L	U	1			Oklahoma City	2017
PWS Dumpster Sludge	Nitrobenzene	180-68774-1	1	0.5	mg/L	U	1			St Pauls	2017
PWS Dumpster Sludge	Nitrobenzene	180-79776-1	1	0.5	mg/L	U	1			Oklahoma City	2018
PWS Dumpster Sludge	Nitrobenzene	180-82967-1	1	0.5	mg/L	U	1			St Pauls	2018
PWS Dumpster Sludge	Pentachlorophenol	180-58745-1	0.13	0.065	mg/L	U	0.13			Albuquerque	2016
PWS Dumpster Sludge	Pentachlorophenol	180-56014-1	0.13	0.065	mg/L	U	0.13			St. Pauls	2016
PWS Dumpster Sludge	Pentachlorophenol	180-58734-1	0.13	0.065	mg/L	U	0.13			Tulsa	2016
PWS Dumpster Sludge	Pentachlorophenol	180-70384-1	0.13	0.065	mg/L	U	0.13			Albuquerque	2017
PWS Dumpster Sludge	Pentachlorophenol	180-69241-1	0.13	0.065	mg/L	U	0.13			Oklahoma City	2017
PWS Dumpster Sludge	Pentachlorophenol	180-68774-1	0.13	0.065	mg/L	U	0.13			St Pauls	2017

PWS Dumpster Sludge	Pentachlorophenol	180-79776-1	0.13	0.065	mg/L	U *	0.13			Oklahoma City	2018
PWS Dumpster Sludge	Pentachlorophenol	180-82967-1	0.13	0.065	mg/L	U *	0.13			St Pauls	2018
PWS Dumpster Sludge	Pentachlorophenol	180-54935-1	0.25	0.125	mg/L	U	0.25			Archdale	2016
PWS Dumpster Sludge	Pentachlorophenol	180-52551-1	0.25	0.125	mg/L	U	0.25			Boise	2016
PWS Dumpster Sludge	Pentachlorophenol	180-57485-1	0.25	0.125	mg/L	U	0.25			Chandler	2016
PWS Dumpster Sludge	Pentachlorophenol	180-58682-1	0.25	0.125	mg/L	U	0.25			Clackamas	2016
PWS Dumpster Sludge	Pentachlorophenol	180-56683-1	0.25	0.125	mg/L	U *	0.25			Farmington	2016
PWS Dumpster Sludge	Pentachlorophenol	180-57965-1	0.25	0.125	mg/L	U	0.25			Omaha	2016
PWS Dumpster Sludge	Pentachlorophenol	180-58492-1	0.25	0.125	mg/L	U	0.25			Raleigh	2016
PWS Dumpster Sludge	Pentachlorophenol	180-58609-1	0.25	0.125	mg/L	U	0.25			Sacramento	2016
PWS Dumpster Sludge	Pentachlorophenol	180-53845-1	0.25	0.125	mg/L	U	0.25			Salt Lake City	2016
PWS Dumpster Sludge	Pentachlorophenol	180-58143-1	0.25	0.125	mg/L	U	0.25			Tampa	2016
PWS Dumpster Sludge	Pentachlorophenol	180-53132-1	0.25	0.125	mg/L	U	0.25			Wichita	2016
PWS Dumpster Sludge	Pentachlorophenol	180-59192-1	0.25	0.125	mg/L	U	0.25			Wichita	2016
PWS Dumpster Sludge	Pentachlorophenol	180-65701-1	0.25	0.125	mg/L	U	0.25			Archdale	2017
PWS Dumpster Sludge	Pentachlorophenol	180-68952-1	0.25	0.125	mg/L	U	0.25			Bismarck	2017
PWS Dumpster Sludge	Pentachlorophenol	180-66652-1	0.25	0.125	mg/L	U	0.25			Boise	2017
PWS Dumpster Sludge	Pentachlorophenol	180-64611-1	0.25	0.125	mg/L	U	0.25			Chandler	2017
PWS Dumpster Sludge	Pentachlorophenol	180-69205-1	0.25	0.125	mg/L	U	0.25			Clackamas	2017
PWS Dumpster Sludge	Pentachlorophenol	180-68914-1	0.25	0.125	mg/L	U	0.25			Farmington	2017
PWS Dumpster Sludge	Pentachlorophenol	180-70330-1	0.25	0.125	mg/L	U	0.25			Grand Island	2017
PWS Dumpster Sludge	Pentachlorophenol	180-69233-1	0.25	0.125	mg/L	U	0.25			Omaha	2017
PWS Dumpster Sludge	Pentachlorophenol	180-70394-1	0.25	0.125	mg/L	U	0.25			Raleigh	2017
PWS Dumpster Sludge	Pentachlorophenol	180-65525-1	0.25	0.125	mg/L	U	0.25			Salt Lake City	2017
PWS Dumpster Sludge	Pentachlorophenol	180-69416-1	0.25	0.125	mg/L	U	0.25			Tulsa	2017
PWS Dumpster Sludge	Pentachlorophenol	180-68834-1	0.25	0.125	mg/L	U H	0.25			Wichita	2017
PWS Dumpster Sludge	Pentachlorophenol	180-70519-1	0.25	0.125	mg/L	U	0.25	33	53	Sacramento	2017
PWS Dumpster Sludge	Pentachlorophenol	180-81017-1	0.25	0.125	mg/L	U	0.25			Albuquerque	2018
PWS Dumpster Sludge	Pentachlorophenol	180-77378-1	0.25	0.125	mg/L	U	0.25			Archdale	2018
PWS Dumpster Sludge	Pentachlorophenol	180-77126-1	0.25	0.125	mg/L	U	0.25			Boise	2018
PWS Dumpster Sludge	Pentachlorophenol	180-76999-1	0.25	0.125	mg/L	U	0.25			Chandler	2018
PWS Dumpster Sludge	Pentachlorophenol	180-82401-1	0.25	0.125	mg/L	U	0.25			Clackamas	2018
PWS Dumpster Sludge	Pentachlorophenol	180-80342-1	0.25	0.125	mg/L	U	0.25			Fargo	2018
PWS Dumpster Sludge	Pentachlorophenol	180-81612-1	0.25	0.125	mg/L	U	0.25			Farmington	2018
PWS Dumpster Sludge	Pentachlorophenol	180-78576-1	0.25	0.125	mg/L	U	0.25			Raleigh	2018
PWS Dumpster Sludge	Pentachlorophenol	180-80844-1	0.25	0.125	mg/L	U	0.25			Sacramento	2018
PWS Dumpster Sludge	Pentachlorophenol	180-81822-1	0.25	0.125	mg/L	U	0.25			Salisbury	2018
PWS Dumpster Sludge	Pentachlorophenol	180-76986-1	0.25	0.125	mg/L	U	0.25			Salt Lake City	2018
PWS Dumpster Sludge	Pentachlorophenol	180-79375-1	0.25	0.125	mg/L	U	0.25			Tampa	2018
PWS Dumpster Sludge	Pentachlorophenol	180-78536-1	0.25	0.125	mg/L	U	0.25			Tulsa	2018
PWS Dumpster Sludge	Pentachlorophenol	180-80379-1	0.25	0.125	mg/L	U	0.25			Tulsa	2018
PWS Dumpster Sludge	Pentachlorophenol	180-76259-1	0.25	0.125	mg/L	U	0.25			Wichita	2018
PWS Dumpster Sludge	Pentachlorophenol	180-81850-1	0.25	0.125	mg/L	U	0.25			Wichita	2018
PWS Dumpster Sludge	Pentachlorophenol	180-71592-1	0.25	0.125	mg/L	U	0.25			Salisbury	2018
PWS Dumpster Sludge	Pentachlorophenol	180-74280-1	0.25	0.125	mg/L	U	0.25			Tallahassee	2018
PWS Dumpster Sludge	Pentachlorophenol	180-64798-1	2.5	1.25	mg/L	U	2.5			Wichita	2017
PWS Dumpster Sludge	Pentachlorophenol	180-58404-1	3	1.5	mg/L	U	3			Charlotte	2016
PWS Dumpster Sludge	pH	180-53132-1	3.53	3.53	SU		0.1			Wichita	2016
PWS Dumpster Sludge	pH	180-56683-1	6.38	6.38	SU	HF	0.1			Farmington	2016
PWS Dumpster Sludge	pH	180-58404-1	6.5	6.5	SU	HF	0.1			Charlotte	2016
PWS Dumpster Sludge	pH	180-58682-1	6.6	6.6	SU	HF	0.1			Clackamas	2016
PWS Dumpster Sludge	pH	180-58745-1	6.7	6.7	SU	H	0.1			Albuquerque	2016
PWS Dumpster Sludge	pH	180-58143-1	6.8	6.8	SU	HF	0.1			Tampa	2016
PWS Dumpster Sludge	pH	180-58492-1	6.9	6.9	SU	HF	0.1			Raleigh	2016

PWS Dumpster Sludge	pH	180-58609-1	6.9	6.9	SU	HF	0.1			Sacramento	2016
PWS Dumpster Sludge	pH	180-68914-1	6.9	6.9	SU	HF	0.1			Farmington	2017
PWS Dumpster Sludge	pH	180-69233-1	6.9	6.9	SU	HF	0.1			Omaha	2017
PWS Dumpster Sludge	pH	180-70394-1	6.9	6.9	SU	HF	0.1			Raleigh	2017
PWS Dumpster Sludge	pH	180-80342-1	6.9	6.9	SU	HF	0.1			Fargo	2018
PWS Dumpster Sludge	pH	180-80379-1	6.9	6.9	SU	HF	0.1			Tulsa	2018
PWS Dumpster Sludge	pH	180-74280-1	6.9	6.9	SU	HF	0.1			Tallahassee	2018
PWS Dumpster Sludge	pH	180-59192-1	7	7	SU	HF	0.1			Wichita	2016
PWS Dumpster Sludge	pH	180-57965-1	7.2	7.2	SU	HF	0.1			Omaha	2016
PWS Dumpster Sludge	pH	180-58734-1	7.2	7.2	SU	H	0.1			Tulsa	2016
PWS Dumpster Sludge	pH	180-69205-1	7.2	7.2	SU	HF	0.1			Clackamas	2017
PWS Dumpster Sludge	pH	180-68774-1	7.2	7.2	SU	H	0.1			St Pauls	2017
PWS Dumpster Sludge	pH	180-65701-1	7.3	7.3	SU	HF	0.1			Archdale	2017
PWS Dumpster Sludge	pH	180-81017-1	7.3	7.3	SU	HF	0.1			Albuquerque	2018
PWS Dumpster Sludge	pH	180-71592-1	7.3	7.3	SU	HF	0.1			Salisbury	2018
PWS Dumpster Sludge	pH	180-54935-1	7.36	7.36	SU		0.1			Archdale	2016
PWS Dumpster Sludge	pH	180-66652-1	7.4	7.4	SU	HF	0.1			Boise	2017
PWS Dumpster Sludge	pH	180-68834-1	7.4	7.4	SU	HF	0.1			Wichita	2017
PWS Dumpster Sludge	pH	180-80844-1	7.4	7.4	SU	HF	0.1			Sacramento	2018
PWS Dumpster Sludge	pH	180-82401-1	7.5	7.5	SU	HF	0.1			Clackamas	2018
PWS Dumpster Sludge	pH	180-57485-1	7.6	7.6	SU	HF	0.1			Chandler	2016
PWS Dumpster Sludge	pH	180-65525-1	7.7	7.7	SU	HF	0.1			Salt Lake City	2017
PWS Dumpster Sludge	pH	180-76259-1	7.7	7.7	SU	HF	0.1			Wichita	2018
PWS Dumpster Sludge	pH	180-81850-1	7.7	7.7	SU	HF	0.1			Wichita	2018
PWS Dumpster Sludge	pH	180-64798-1	7.9	7.9	SU	HF	0.1			Wichita	2017
PWS Dumpster Sludge	pH	180-70519-1	7.9	7.9	SU	HF	0.1	33	53	Sacramento	2017
PWS Dumpster Sludge	pH	180-76999-1	7.9	7.9	SU	HF	0.1			Chandler	2018
PWS Dumpster Sludge	pH	180-78576-1	7.9	7.9	SU	HF	0.1			Raleigh	2018
PWS Dumpster Sludge	pH	180-53845-1	7.98	7.98	SU		0.1			Salt Lake City	2016
PWS Dumpster Sludge	pH	180-70384-1	8	8	SU	H	0.1			Albuquerque	2017
PWS Dumpster Sludge	pH	180-69416-1	8.1	8.1	SU	HF	0.1			Tulsa	2017
PWS Dumpster Sludge	pH	180-79375-1	8.1	8.1	SU	HF	0.1			Tampa	2018
PWS Dumpster Sludge	pH	180-82967-1	8.2	8.2	SU	HF	0.1			St Pauls	2018
PWS Dumpster Sludge	pH	180-64611-1	8.3	8.3	SU	HF	0.1			Chandler	2017
PWS Dumpster Sludge	pH	180-77126-1	8.3	8.3	SU	HF	0.1			Boise	2018
PWS Dumpster Sludge	pH	180-78536-1	8.3	8.3	SU	HF	0.1			Tulsa	2018
PWS Dumpster Sludge	pH	180-68952-1	8.6	8.6	SU	HF	0.1			Bismarck	2017
PWS Dumpster Sludge	pH	180-81822-1	8.6	8.6	SU	HF	0.1			Salisbury	2018
PWS Dumpster Sludge	pH	180-70330-1	8.7	8.7	SU	HF	0.1			Grand Island	2017
PWS Dumpster Sludge	pH	180-81612-1	8.7	8.7	SU	HF	0.1			Farmington	2018
PWS Dumpster Sludge	pH	180-56014-1	8.77	8.77	SU		0.1			St. Pauls	2016
PWS Dumpster Sludge	pH	180-76986-1	8.9	8.9	SU	HF	0.1			Salt Lake City	2018
PWS Dumpster Sludge	pH	180-52551-1	9.24	9.24	SU	H	0.1			Boise	2016
PWS Dumpster Sludge	pH	180-77378-1	9.4	9.4	SU	HF	0.1			Archdale	2018
PWS Dumpster Sludge	pH	180-79776-1	9.5	9.5	SU	HF	0.1			Oklahoma City	2018
PWS Dumpster Sludge	pH	180-69241-1	10.5	10.5	SU	H	0.1			Oklahoma City	2017
PWS Dumpster Sludge	Pyridine	180-54935-1	0.1	0.05	mg/L	U	0.1			Archdale	2016
PWS Dumpster Sludge	Pyridine	180-52551-1	0.1	0.05	mg/L	U	0.1			Boise	2016
PWS Dumpster Sludge	Pyridine	180-57485-1	0.1	0.05	mg/L	U	0.1			Chandler	2016
PWS Dumpster Sludge	Pyridine	180-58682-1	0.1	0.05	mg/L	U	0.1			Clackamas	2016
PWS Dumpster Sludge	Pyridine	180-56683-1	0.1	0.05	mg/L	U	0.1			Farmington	2016
PWS Dumpster Sludge	Pyridine	180-57965-1	0.1	0.05	mg/L	U	0.1			Omaha	2016
PWS Dumpster Sludge	Pyridine	180-58492-1	0.1	0.05	mg/L	U	0.1			Raleigh	2016
PWS Dumpster Sludge	Pyridine	180-58609-1	0.1	0.05	mg/L	U	0.1			Sacramento	2016

PWS Dumpster Sludge	Pyridine	180-53845-1	0.1	0.05	mg/L	U	0.1			Salt Lake City	2016
PWS Dumpster Sludge	Pyridine	180-58143-1	0.1	0.05	mg/L	U	0.1			Tampa	2016
PWS Dumpster Sludge	Pyridine	180-53132-1	0.1	0.05	mg/L	U	0.1			Wichita	2016
PWS Dumpster Sludge	Pyridine	180-59192-1	0.1	0.05	mg/L	U *	0.1			Wichita	2016
PWS Dumpster Sludge	Pyridine	180-65701-1	0.1	0.05	mg/L	U	0.1			Archdale	2017
PWS Dumpster Sludge	Pyridine	180-68952-1	0.1	0.05	mg/L	U	0.1			Bismarck	2017
PWS Dumpster Sludge	Pyridine	180-66652-1	0.1	0.05	mg/L	U	0.1			Boise	2017
PWS Dumpster Sludge	Pyridine	180-64611-1	0.1	0.05	mg/L	U	0.1			Chandler	2017
PWS Dumpster Sludge	Pyridine	180-69205-1	0.1	0.05	mg/L	U	0.1			Clackamas	2017
PWS Dumpster Sludge	Pyridine	180-68914-1	0.1	0.05	mg/L	U	0.1			Farmington	2017
PWS Dumpster Sludge	Pyridine	180-70330-1	0.1	0.05	mg/L	U	0.1			Grand Island	2017
PWS Dumpster Sludge	Pyridine	180-69233-1	0.1	0.05	mg/L	U	0.1			Omaha	2017
PWS Dumpster Sludge	Pyridine	180-70394-1	0.1	0.05	mg/L	U	0.1			Raleigh	2017
PWS Dumpster Sludge	Pyridine	180-65525-1	0.1	0.05	mg/L	U	0.1			Salt Lake City	2017
PWS Dumpster Sludge	Pyridine	180-69416-1	0.1	0.05	mg/L	U	0.1			Tulsa	2017
PWS Dumpster Sludge	Pyridine	180-68834-1	0.1	0.05	mg/L	U H	0.1			Wichita	2017
PWS Dumpster Sludge	Pyridine	180-70519-1	0.1	0.05	mg/L	U	0.1			Sacramento	2017
PWS Dumpster Sludge	Pyridine	180-81017-1	0.1	0.05	mg/L	U	0.1			Albuquerque	2018
PWS Dumpster Sludge	Pyridine	180-77378-1	0.1	0.05	mg/L	U	0.1			Archdale	2018
PWS Dumpster Sludge	Pyridine	180-77126-1	0.1	0.05	mg/L	U	0.1			Boise	2018
PWS Dumpster Sludge	Pyridine	180-76999-1	0.1	0.05	mg/L	U	0.1			Chandler	2018
PWS Dumpster Sludge	Pyridine	180-82401-1	0.1	0.05	mg/L	U	0.1			Clackamas	2018
PWS Dumpster Sludge	Pyridine	180-80342-1	0.1	0.05	mg/L	U	0.1			Fargo	2018
PWS Dumpster Sludge	Pyridine	180-81612-1	0.1	0.05	mg/L	U	0.1			Farmington	2018
PWS Dumpster Sludge	**Pyridine**	**180-78576-1**	**0.1**	**0.05**	**mg/L**	**U**	**0.1**	**33**	**53**	**Raleigh**	**2018**
PWS Dumpster Sludge	Pyridine	180-80844-1	0.1	0.05	mg/L	U	0.1			Sacramento	2018
PWS Dumpster Sludge	Pyridine	180-81822-1	0.1	0.05	mg/L	U	0.1			Salisbury	2018
PWS Dumpster Sludge	Pyridine	180-76986-1	0.1	0.05	mg/L	U	0.1			Salt Lake City	2018
PWS Dumpster Sludge	Pyridine	180-79375-1	0.1	0.05	mg/L	U	0.1			Tampa	2018
PWS Dumpster Sludge	Pyridine	180-78536-1	0.1	0.05	mg/L	U	0.1			Tulsa	2018
PWS Dumpster Sludge	Pyridine	180-80379-1	0.1	0.05	mg/L	U	0.1			Tulsa	2018
PWS Dumpster Sludge	Pyridine	180-76259-1	0.1	0.05	mg/L	U	0.1			Wichita	2018
PWS Dumpster Sludge	Pyridine	180-81850-1	0.1	0.05	mg/L	U	0.1			Wichita	2018
PWS Dumpster Sludge	Pyridine	180-71592-1	0.1	0.05	mg/L	U	0.1			Salisbury	2018
PWS Dumpster Sludge	Pyridine	180-74280-1	0.1	0.05	mg/L	U	0.1			Tallahassee	2018
PWS Dumpster Sludge	Pyridine	180-64798-1	1	0.5	mg/L	U	1			Wichita	2017
PWS Dumpster Sludge	Pyridine	180-58404-1	1.2	0.6	mg/L	U	1.2			Charlotte	2016
PWS Dumpster Sludge	Pyridine	180-58745-1	5	2.5	mg/L	U	5			Albuquerque	2016
PWS Dumpster Sludge	Pyridine	180-56014-1	5	2.5	mg/L	U	5			St. Pauls	2016
PWS Dumpster Sludge	Pyridine	180-58734-1	5	2.5	mg/L	U	5			Tulsa	2016
PWS Dumpster Sludge	Pyridine	180-70384-1	5	2.5	mg/L	U	5			Albuquerque	2017
PWS Dumpster Sludge	Pyridine	180-69241-1	5	2.5	mg/L	U	5			Oklahoma City	2017
PWS Dumpster Sludge	Pyridine	180-68774-1	5	2.5	mg/L	U	5			St Pauls	2017
PWS Dumpster Sludge	Pyridine	180-79776-1	5	2.5	mg/L	U	5			Oklahoma City	2018
PWS Dumpster Sludge	Pyridine	180-82967-1	5	2.5	mg/L	U	5			St Pauls	2018
PWS Dumpster Sludge	Selenium	180-53132-1	0.035	0.035	mg/L	J B	0.5			Wichita	2016
PWS Dumpster Sludge	Selenium	180-82401-1	0.036	0.036	mg/L	J	0.5			Clackamas	2018
PWS Dumpster Sludge	Selenium	180-69416-1	0.039	0.039	mg/L	J	0.5			Tulsa	2017
PWS Dumpster Sludge	Selenium	180-76999-1	0.04	0.04	mg/L	J B	0.5			Chandler	2018
PWS Dumpster Sludge	Selenium	180-53845-1	0.044	0.044	mg/L	J B	0.5			Salt Lake City	2016
PWS Dumpster Sludge	Selenium	180-58682-1	0.048	0.048	mg/L	J	0.5			Clackamas	2016
PWS Dumpster Sludge	Selenium	180-78576-1	0.054	0.054	mg/L	J B	0.5			Raleigh	2018
PWS Dumpster Sludge	Selenium	180-58143-1	0.055	0.055	mg/L	J B	0.5			Tampa	2016
PWS Dumpster Sludge	Selenium	180-81612-1	0.081	0.081	mg/L	J	0.5			Farmington	2018

PWS Dumpster Sludge	Selenium	180-52551-1	0.15	0.15	mg/L	J B ^	0.5			Boise	2016
PWS Dumpster Sludge	Selenium	180-54935-1	0.5	0.25	mg/L	U	0.5			Archdale	2016
PWS Dumpster Sludge	Selenium	180-57485-1	0.5	0.25	mg/L	U	0.5			Chandler	2016
PWS Dumpster Sludge	Selenium	180-58404-1	0.5	0.25	mg/L	U	0.5			Charlotte	2016
PWS Dumpster Sludge	Selenium	180-56683-1	0.5	0.25	mg/L	U	0.5			Farmington	2016
PWS Dumpster Sludge	Selenium	180-57965-1	0.5	0.25	mg/L	U	0.5			Omaha	2016
PWS Dumpster Sludge	Selenium	180-58492-1	0.5	0.25	mg/L	U	0.5			Raleigh	2016
PWS Dumpster Sludge	Selenium	180-58609-1	0.5	0.25	mg/L	U	0.5			Sacramento	2016
PWS Dumpster Sludge	Selenium	180-59192-1	0.5	0.25	mg/L	U	0.5			Wichita	2016
PWS Dumpster Sludge	Selenium	180-65701-1	0.5	0.25	mg/L	U	0.5			Archdale	2017
PWS Dumpster Sludge	Selenium	180-68952-1	0.5	0.25	mg/L	U	0.5			Bismarck	2017
PWS Dumpster Sludge	Selenium	180-66652-1	0.5	0.25	mg/L	U	0.5			Boise	2017
PWS Dumpster Sludge	Selenium	180-64611-1	0.5	0.25	mg/L	U	0.5			Chandler	2017
PWS Dumpster Sludge	Selenium	180-69205-1	0.5	0.25	mg/L	U	0.5			Clackamas	2017
PWS Dumpster Sludge	Selenium	180-68914-1	0.5	0.25	mg/L	U	0.5			Farmington	2017
PWS Dumpster Sludge	Selenium	180-70330-1	0.5	0.25	mg/L	U	0.5			Grand Island	2017
PWS Dumpster Sludge	Selenium	180-69233-1	0.5	0.25	mg/L	U	0.5			Omaha	2017
PWS Dumpster Sludge	Selenium	180-70394-1	0.5	0.25	mg/L	U	0.5			Raleigh	2017
PWS Dumpster Sludge	Selenium	180-65525-1	0.5	0.25	mg/L	U	0.5			Salt Lake City	2017
PWS Dumpster Sludge	Selenium	180-64798-1	0.5	0.25	mg/L	U	0.5			Wichita	2017
PWS Dumpster Sludge	Selenium	180-68834-1	0.5	0.25	mg/L	U	0.5			Wichita	2017
PWS Dumpster Sludge	Selenium	180-70519-1	0.5	0.25	mg/L	U	0.5			Sacramento	2017
PWS Dumpster Sludge	Selenium	180-81017-1	0.5	0.25	mg/L	U	0.5			Albuquerque	2018
PWS Dumpster Sludge	**Selenium**	**180-77378-1**	**0.5**	**0.25**	**mg/L**	**U**	**0.5**	**33**	**53**	**Archdale**	**2018**
PWS Dumpster Sludge	Selenium	180-77126-1	0.5	0.25	mg/L	U	0.5			Boise	2018
PWS Dumpster Sludge	Selenium	180-80342-1	0.5	0.25	mg/L	U	0.5			Fargo	2018
PWS Dumpster Sludge	Selenium	180-80844-1	0.5	0.25	mg/L	U	0.5			Sacramento	2018
PWS Dumpster Sludge	Selenium	180-81822-1	0.5	0.25	mg/L	U	0.5			Salisbury	2018
PWS Dumpster Sludge	Selenium	180-76986-1	0.5	0.25	mg/L	U	0.5			Salt Lake City	2018
PWS Dumpster Sludge	Selenium	180-79375-1	0.5	0.25	mg/L	U	0.5			Tampa	2018
PWS Dumpster Sludge	Selenium	180-78536-1	0.5	0.25	mg/L	U	0.5			Tulsa	2018
PWS Dumpster Sludge	Selenium	180-80379-1	0.5	0.25	mg/L	U	0.5			Tulsa	2018
PWS Dumpster Sludge	Selenium	180-76259-1	0.5	0.25	mg/L	U	0.5			Wichita	2018
PWS Dumpster Sludge	Selenium	180-81850-1	0.5	0.25	mg/L	U	0.5			Wichita	2018
PWS Dumpster Sludge	Selenium	180-71592-1	0.5	0.25	mg/L	U	0.5			Salisbury	2018
PWS Dumpster Sludge	Selenium	180-74280-1	0.5	0.25	mg/L	U	0.5			Tallahassee	2018
PWS Dumpster Sludge	Selenium	180-82967-1	0.38	0.38	mg/L	J	1			St Pauls	2018
PWS Dumpster Sludge	Selenium	180-68774-1	0.46	0.46	mg/L	J	1			St Pauls	2017
PWS Dumpster Sludge	Selenium	180-58745-1	1	0.5	mg/L	U	1			Albuquerque	2016
PWS Dumpster Sludge	Selenium	180-56014-1	1	0.5	mg/L	U	1			St. Pauls	2016
PWS Dumpster Sludge	Selenium	180-58734-1	1	0.5	mg/L	U	1			Tulsa	2016
PWS Dumpster Sludge	Selenium	180-70384-1	1	0.5	mg/L	U	1			Albuquerque	2017
PWS Dumpster Sludge	Selenium	180-69241-1	1	0.5	mg/L	U	1			Oklahoma City	2017
PWS Dumpster Sludge	Selenium	180-79776-1	1	0.5	mg/L	U	1			Oklahoma City	2018
PWS Dumpster Sludge	Silver	180-58745-1	0.5	0.25	mg/L	U	0.5			Albuquerque	2016
PWS Dumpster Sludge	Silver	180-54935-1	0.5	0.25	mg/L	U	0.5			Archdale	2016
PWS Dumpster Sludge	Silver	180-52551-1	0.5	0.25	mg/L	U	0.5			Boise	2016
PWS Dumpster Sludge	Silver	180-57485-1	0.5	0.25	mg/L	U	0.5			Chandler	2016
PWS Dumpster Sludge	Silver	180-58404-1	0.5	0.25	mg/L	U	0.5			Charlotte	2016
PWS Dumpster Sludge	Silver	180-58682-1	0.5	0.25	mg/L	U	0.5			Clackamas	2016
PWS Dumpster Sludge	Silver	180-56683-1	0.5	0.25	mg/L	U	0.5			Farmington	2016
PWS Dumpster Sludge	Silver	180-57965-1	0.5	0.25	mg/L	U	0.5			Omaha	2016
PWS Dumpster Sludge	Silver	180-58492-1	0.5	0.25	mg/L	U	0.5			Raleigh	2016
PWS Dumpster Sludge	Silver	180-58609-1	0.5	0.25	mg/L	U	0.5			Sacramento	2016

PWS Dumpster Sludge	Silver	180-53845-1	0.5	0.25	mg/L	U	0.5			Salt Lake City	2016
PWS Dumpster Sludge	Silver	180-56014-1	0.5	0.25	mg/L	U	0.5			St. Pauls	2016
PWS Dumpster Sludge	Silver	180-58143-1	0.5	0.25	mg/L	U	0.5			Tampa	2016
PWS Dumpster Sludge	Silver	180-58734-1	0.5	0.25	mg/L	U	0.5			Tulsa	2016
PWS Dumpster Sludge	Silver	180-53132-1	0.5	0.25	mg/L	U	0.5			Wichita	2016
PWS Dumpster Sludge	Silver	180-59192-1	0.5	0.25	mg/L	U	0.5			Wichita	2016
PWS Dumpster Sludge	Silver	180-70384-1	0.5	0.25	mg/L	U	0.5			Albuquerque	2017
PWS Dumpster Sludge	Silver	180-65701-1	0.5	0.25	mg/L	U	0.5			Archdale	2017
PWS Dumpster Sludge	Silver	180-68952-1	0.5	0.25	mg/L	U	0.5			Bismarck	2017
PWS Dumpster Sludge	Silver	180-66652-1	0.5	0.25	mg/L	U	0.5			Boise	2017
PWS Dumpster Sludge	Silver	180-64611-1	0.5	0.25	mg/L	U	0.5			Chandler	2017
PWS Dumpster Sludge	Silver	180-69205-1	0.5	0.25	mg/L	U	0.5			Clackamas	2017
PWS Dumpster Sludge	Silver	180-68914-1	0.5	0.25	mg/L	U	0.5			Farmington	2017
PWS Dumpster Sludge	Silver	180-70330-1	0.5	0.25	mg/L	U	0.5			Grand Island	2017
PWS Dumpster Sludge	Silver	180-69241-1	0.5	0.25	mg/L	U	0.5			Oklahoma City	2017
PWS Dumpster Sludge	Silver	180-69233-1	0.5	0.25	mg/L	U	0.5			Omaha	2017
PWS Dumpster Sludge	Silver	180-70394-1	0.5	0.25	mg/L	U	0.5			Raleigh	2017
PWS Dumpster Sludge	Silver	180-65525-1	0.5	0.25	mg/L	U	0.5			Salt Lake City	2017
PWS Dumpster Sludge	Silver	180-68774-1	0.5	0.25	mg/L	U	0.5			St Pauls	2017
PWS Dumpster Sludge	Silver	180-69416-1	0.5	0.25	mg/L	U	0.5			Tulsa	2017
PWS Dumpster Sludge	Silver	180-64798-1	0.5	0.25	mg/L	U	0.5			Wichita	2017
PWS Dumpster Sludge	Silver	180-68834-1	0.5	0.25	mg/L	U	0.5			Wichita	2017
PWS Dumpster Sludge	Silver	180-70519-1	0.5	0.25	mg/L	U	0.5	33	53	Sacramento	2017
PWS Dumpster Sludge	Silver	180-81017-1	0.5	0.25	mg/L	U	0.5			Albuquerque	2018
PWS Dumpster Sludge	Silver	180-77378-1	0.5	0.25	mg/L	U	0.5			Archdale	2018
PWS Dumpster Sludge	Silver	180-77126-1	0.5	0.25	mg/L	U	0.5			Boise	2018
PWS Dumpster Sludge	Silver	180-76999-1	0.5	0.25	mg/L	U	0.5			Chandler	2018
PWS Dumpster Sludge	Silver	180-82401-1	0.5	0.25	mg/L	U	0.5			Clackamas	2018
PWS Dumpster Sludge	Silver	180-80342-1	0.5	0.25	mg/L	U	0.5			Fargo	2018
PWS Dumpster Sludge	Silver	180-81612-1	0.5	0.25	mg/L	U	0.5			Farmington	2018
PWS Dumpster Sludge	Silver	180-79776-1	0.5	0.25	mg/L	U	0.5			Oklahoma City	2018
PWS Dumpster Sludge	Silver	180-78576-1	0.5	0.25	mg/L	U	0.5			Raleigh	2018
PWS Dumpster Sludge	Silver	180-80844-1	0.5	0.25	mg/L	U	0.5			Sacramento	2018
PWS Dumpster Sludge	Silver	180-81822-1	0.5	0.25	mg/L	U	0.5			Salisbury	2018
PWS Dumpster Sludge	Silver	180-76986-1	0.5	0.25	mg/L	U	0.5			Salt Lake City	2018
PWS Dumpster Sludge	Silver	180-82967-1	0.5	0.25	mg/L	U	0.5			St Pauls	2018
PWS Dumpster Sludge	Silver	180-79375-1	0.5	0.25	mg/L	U	0.5			Tampa	2018
PWS Dumpster Sludge	Silver	180-78536-1	0.5	0.25	mg/L	U	0.5			Tulsa	2018
PWS Dumpster Sludge	Silver	180-80379-1	0.5	0.25	mg/L	U	0.5			Tulsa	2018
PWS Dumpster Sludge	Silver	180-76259-1	0.5	0.25	mg/L	U	0.5			Wichita	2018
PWS Dumpster Sludge	Silver	180-81850-1	0.5	0.25	mg/L	U	0.5			Wichita	2018
PWS Dumpster Sludge	Silver	180-71592-1	0.5	0.25	mg/L	U	0.5			Salisbury	2018
PWS Dumpster Sludge	Silver	180-74280-1	0.5	0.25	mg/L	U	0.5			Tallahassee	2018
PWS Dumpster Sludge	Specific Gravity	180-78576-1	1.2	1.2	No Unit		0.01			Raleigh	2018
PWS Dumpster Sludge	Specific Gravity	180-78536-1	1.2	1.2	No Unit		0.01			Tulsa	2018
PWS Dumpster Sludge	Specific Gravity	180-79375-1	1.3	1.3	No Unit		0.01			Tampa	2018
PWS Dumpster Sludge	Specific Gravity	180-80844-1	1.4	1.4	No Unit		0.01			Sacramento	2018
PWS Dumpster Sludge	Tetrachloroethene	180-53845-1	0.04	0.04	mg/L	J	0.2			Salt Lake City	2016
PWS Dumpster Sludge	Tetrachloroethene	180-57965-1	0.07	0.07	mg/L	J	0.2			Omaha	2016
PWS Dumpster Sludge	Tetrachloroethene	180-65525-1	0.086	0.086	mg/L	J	0.2			Salt Lake City	2017
PWS Dumpster Sludge	Tetrachloroethene	180-76986-1	0.09	0.09	mg/L	J	0.2			Salt Lake City	2018
PWS Dumpster Sludge	Tetrachloroethene	180-76259-1	0.092	0.092	mg/L	J	0.2			Wichita	2018
PWS Dumpster Sludge	Tetrachloroethene	180-57485-1	0.2	0.1	mg/L	U	0.2			Chandler	2016
PWS Dumpster Sludge	Tetrachloroethene	180-58404-1	0.1	0.1	mg/L	J	0.2			Charlotte	2016

PWS Dumpster Sludge	Tetrachloroethene	180-58609-1	0.2	0.1	mg/L	U	0.2			Sacramento	2016
PWS Dumpster Sludge	Tetrachloroethene	180-58143-1	0.2	0.1	mg/L	U	0.2			Tampa	2016
PWS Dumpster Sludge	Tetrachloroethene	180-59192-1	0.2	0.1	mg/L	U	0.2			Wichita	2016
PWS Dumpster Sludge	Tetrachloroethene	180-64611-1	0.2	0.1	mg/L	U	0.2			Chandler	2017
PWS Dumpster Sludge	Tetrachloroethene	180-68914-1	0.2	0.1	mg/L	U	0.2			Farmington	2017
PWS Dumpster Sludge	Tetrachloroethene	180-70394-1	0.2	0.1	mg/L	U	0.2			Raleigh	2017
PWS Dumpster Sludge	Tetrachloroethene	180-69416-1	0.2	0.1	mg/L	U	0.2			Tulsa	2017
PWS Dumpster Sludge	Tetrachloroethene	180-68834-1	0.2	0.1	mg/L	U H	0.2			Wichita	2017
PWS Dumpster Sludge	Tetrachloroethene	180-77378-1	0.2	0.1	mg/L	U	0.2			Archdale	2018
PWS Dumpster Sludge	Tetrachloroethene	180-77126-1	0.2	0.1	mg/L	U	0.2			Boise	2018
PWS Dumpster Sludge	Tetrachloroethene	180-76999-1	0.2	0.1	mg/L	U	0.2			Chandler	2018
PWS Dumpster Sludge	Tetrachloroethene	180-80342-1	0.2	0.1	mg/L	U	0.2			Fargo	2018
PWS Dumpster Sludge	Tetrachloroethene	180-81612-1	0.2	0.1	mg/L	U	0.2			Farmington	2018
PWS Dumpster Sludge	Tetrachloroethene	180-78576-1	0.2	0.1	mg/L	U	0.2			Raleigh	2018
PWS Dumpster Sludge	Tetrachloroethene	180-80844-1	0.2	0.1	mg/L	U	0.2			Sacramento	2018
PWS Dumpster Sludge	Tetrachloroethene	180-79375-1	0.2	0.1	mg/L	U	0.2			Tampa	2018
PWS Dumpster Sludge	Tetrachloroethene	180-78536-1	0.2	0.1	mg/L	U	0.2			Tulsa	2018
PWS Dumpster Sludge	Tetrachloroethene	180-80379-1	0.2	0.1	mg/L	U	0.2			Tulsa	2018
PWS Dumpster Sludge	Tetrachloroethene	180-81850-1	0.2	0.1	mg/L	U	0.2			Wichita	2018
PWS Dumpster Sludge	Tetrachloroethene	180-74280-1	0.2	0.1	mg/L	U	0.2			Tallahassee	2018
PWS Dumpster Sludge	Tetrachloroethene	180-58492-1	0.11	0.11	mg/L	J	0.2			Raleigh	2016
PWS Dumpster Sludge	Tetrachloroethene	180-69233-1	0.11	0.11	mg/L	J	0.2			Omaha	2017
PWS Dumpster Sludge	Tetrachloroethene	180-58734-1	0.25	0.125	mg/L	U	0.25			Tulsa	2016
PWS Dumpster Sludge	Tetrachloroethene	180-66652-1	0.15	0.15	mg/L	J	0.2			Boise	2017
PWS Dumpster Sludge	Tetrachloroethene	180-58682-1	0.17	0.17	mg/L	J	0.2			Clackamas	2016
PWS Dumpster Sludge	Tetrachloroethene	180-68952-1	0.18	0.18	mg/L	J	0.2	33	53	Bismarck	2017
PWS Dumpster Sludge	Tetrachloroethene	180-70330-1	0.2	0.2	mg/L		0.2			Grand Island	2017
PWS Dumpster Sludge	Tetrachloroethene	180-82401-1	0.25	0.25	mg/L		0.2			Clackamas	2018
PWS Dumpster Sludge	Tetrachloroethene	180-65701-1	0.26	0.26	mg/L		0.2			Archdale	2017
PWS Dumpster Sludge	Tetrachloroethene	180-56683-1	0.27	0.27	mg/L		0.2			Farmington	2016
PWS Dumpster Sludge	Tetrachloroethene	180-71592-1	0.31	0.31	mg/L	*	0.2			Salisbury	2018
PWS Dumpster Sludge	Tetrachloroethene	180-81017-1	0.39	0.39	mg/L		0.2			Albuquerque	2018
PWS Dumpster Sludge	Tetrachloroethene	180-54935-1	0.43	0.43	mg/L		0.2			Archdale	2016
PWS Dumpster Sludge	Tetrachloroethene	180-69205-1	0.5	0.5	mg/L		0.2			Clackamas	2017
PWS Dumpster Sludge	Tetrachloroethene	180-64798-1	0.54	0.54	mg/L		0.2			Wichita	2017
PWS Dumpster Sludge	Tetrachloroethene	180-53132-1	0.67	0.67	mg/L		0.2			Wichita	2016
PWS Dumpster Sludge	Tetrachloroethene	180-52551-1	0.96	0.96	mg/L		0.2			Boise	2016
PWS Dumpster Sludge	Tetrachloroethene	180-70519-1	1.9	1.9	mg/L		0.2			Sacramento	2017
PWS Dumpster Sludge	Tetrachloroethene	180-81822-1	3.9	3.9	mg/L		0.2			Salisbury	2018
PWS Dumpster Sludge	Tetrachloroethene	180-68774-1	4.9	4.9	mg/L		0.25			St Pauls	2017
PWS Dumpster Sludge	Tetrachloroethene	180-58745-1	6.2	6.2	mg/L		0.25			Albuquerque	2016
PWS Dumpster Sludge	Tetrachloroethene	180-79776-1	6.4	6.4	mg/L		0.5			Oklahoma City	2018
PWS Dumpster Sludge	Tetrachloroethene	180-70384-1	8.4	8.4	mg/L		0.25			Albuquerque	2017
PWS Dumpster Sludge	Tetrachloroethene	180-69241-1	14	14	mg/L		0.25			Oklahoma City	2017
PWS Dumpster Sludge	Tetrachloroethene	180-82967-1	61	61	mg/L		0.5			St Pauls	2018
PWS Dumpster Sludge	Tetrachloroethene	180-56014-1	6800	6800	mg/L		50			St. Pauls	2016
PWS Dumpster Sludge	Trichloroethene	180-81822-1	0.08	0.08	mg/L	J	0.2			Salisbury	2018
PWS Dumpster Sludge	Trichloroethene	180-54935-1	0.2	0.1	mg/L	U	0.2			Archdale	2016
PWS Dumpster Sludge	Trichloroethene	180-52551-1	0.2	0.1	mg/L	U	0.2			Boise	2016
PWS Dumpster Sludge	Trichloroethene	180-57485-1	0.2	0.1	mg/L	U	0.2			Chandler	2016
PWS Dumpster Sludge	Trichloroethene	180-58404-1	0.2	0.1	mg/L	U	0.2			Charlotte	2016
PWS Dumpster Sludge	Trichloroethene	180-58682-1	0.2	0.1	mg/L	U	0.2			Clackamas	2016
PWS Dumpster Sludge	Trichloroethene	180-56683-1	0.2	0.1	mg/L	U	0.2			Farmington	2016
PWS Dumpster Sludge	Trichloroethene	180-57965-1	0.2	0.1	mg/L	U	0.2			Omaha	2016

PWS Dumpster Sludge	Trichloroethene	180-58492-1	0.2	0.1	mg/L	U	0.2			Raleigh	2016
PWS Dumpster Sludge	Trichloroethene	180-58609-1	0.2	0.1	mg/L	U	0.2			Sacramento	2016
PWS Dumpster Sludge	Trichloroethene	180-53845-1	0.2	0.1	mg/L	U	0.2			Salt Lake City	2016
PWS Dumpster Sludge	Trichloroethene	180-58143-1	0.2	0.1	mg/L	U	0.2			Tampa	2016
PWS Dumpster Sludge	Trichloroethene	180-53132-1	0.2	0.1	mg/L	U	0.2			Wichita	2016
PWS Dumpster Sludge	Trichloroethene	180-59192-1	0.2	0.1	mg/L	U	0.2			Wichita	2016
PWS Dumpster Sludge	Trichloroethene	180-65701-1	0.2	0.1	mg/L	U	0.2			Archdale	2017
PWS Dumpster Sludge	Trichloroethene	180-68952-1	0.2	0.1	mg/L	U	0.2			Bismarck	2017
PWS Dumpster Sludge	Trichloroethene	180-66652-1	0.2	0.1	mg/L	U	0.2			Boise	2017
PWS Dumpster Sludge	Trichloroethene	180-69205-1	0.2	0.1	mg/L	U	0.2			Clackamas	2017
PWS Dumpster Sludge	Trichloroethene	180-68914-1	0.2	0.1	mg/L	U	0.2			Farmington	2017
PWS Dumpster Sludge	Trichloroethene	180-70330-1	0.2	0.1	mg/L	U *	0.2			Grand Island	2017
PWS Dumpster Sludge	Trichloroethene	180-69233-1	0.2	0.1	mg/L	U	0.2			Omaha	2017
PWS Dumpster Sludge	Trichloroethene	180-70394-1	0.2	0.1	mg/L	U	0.2			Raleigh	2017
PWS Dumpster Sludge	Trichloroethene	180-65525-1	0.2	0.1	mg/L	U	0.2			Salt Lake City	2017
PWS Dumpster Sludge	Trichloroethene	180-69416-1	0.2	0.1	mg/L	U	0.2			Tulsa	2017
PWS Dumpster Sludge	Trichloroethene	180-64798-1	0.2	0.1	mg/L	U	0.2			Wichita	2017
PWS Dumpster Sludge	Trichloroethene	180-68834-1	0.2	0.1	mg/L	U H	0.2			Wichita	2017
PWS Dumpster Sludge	Trichloroethene	180-70519-1	0.2	0.1	mg/L	U	0.2			Sacramento	2017
PWS Dumpster Sludge	Trichloroethene	180-81017-1	0.2	0.1	mg/L	U	0.2			Albuquerque	2018
PWS Dumpster Sludge	Trichloroethene	180-77378-1	0.2	0.1	mg/L	U	0.2			Archdale	2018
PWS Dumpster Sludge	Trichloroethene	180-77126-1	0.2	0.1	mg/L	U	0.2			Boise	2018
PWS Dumpster Sludge	Trichloroethene	180-76999-1	0.2	0.1	mg/L	U	0.2			Chandler	2018
PWS Dumpster Sludge	Trichloroethene	180-82401-1	0.2	0.1	mg/L	U	0.2			Clackamas	2018
PWS Dumpster Sludge	Trichloroethene	180-80342-1	0.2	0.1	mg/L	U	0.2	33	53	Fargo	2018
PWS Dumpster Sludge	Trichloroethene	180-81612-1	0.2	0.1	mg/L	U	0.2			Farmington	2018
PWS Dumpster Sludge	Trichloroethene	180-78576-1	0.2	0.1	mg/L	U	0.2			Raleigh	2018
PWS Dumpster Sludge	Trichloroethene	180-80844-1	0.2	0.1	mg/L	U	0.2			Sacramento	2018
PWS Dumpster Sludge	Trichloroethene	180-76986-1	0.2	0.1	mg/L	U	0.2			Salt Lake City	2018
PWS Dumpster Sludge	Trichloroethene	180-79375-1	0.2	0.1	mg/L	U	0.2			Tampa	2018
PWS Dumpster Sludge	Trichloroethene	180-78536-1	0.2	0.1	mg/L	U	0.2			Tulsa	2018
PWS Dumpster Sludge	Trichloroethene	180-80379-1	0.2	0.1	mg/L	U	0.2			Tulsa	2018
PWS Dumpster Sludge	Trichloroethene	180-76259-1	0.2	0.1	mg/L	U	0.2			Wichita	2018
PWS Dumpster Sludge	Trichloroethene	180-81850-1	0.2	0.1	mg/L	U	0.2			Wichita	2018
PWS Dumpster Sludge	Trichloroethene	180-71592-1	0.2	0.1	mg/L	U	0.2			Salisbury	2018
PWS Dumpster Sludge	Trichloroethene	180-74280-1	0.2	0.1	mg/L	U	0.2			Tallahassee	2018
PWS Dumpster Sludge	Trichloroethene	180-58745-1	0.25	0.125	mg/L	U	0.25			Albuquerque	2016
PWS Dumpster Sludge	Trichloroethene	180-58734-1	0.25	0.125	mg/L	U	0.25			Tulsa	2016
PWS Dumpster Sludge	Trichloroethene	180-70384-1	0.25	0.125	mg/L	U	0.25			Albuquerque	2017
PWS Dumpster Sludge	Trichloroethene	180-69241-1	0.25	0.125	mg/L	U	0.25			Oklahoma City	2017
PWS Dumpster Sludge	Trichloroethene	180-68774-1	0.25	0.125	mg/L	U	0.25			St Pauls	2017
PWS Dumpster Sludge	Trichloroethene	180-64611-1	0.18	0.18	mg/L	J	0.2			Chandler	2017
PWS Dumpster Sludge	Trichloroethene	180-79776-1	0.5	0.25	mg/L	U	0.5			Oklahoma City	2018
PWS Dumpster Sludge	Trichloroethene	180-82967-1	0.38	0.38	mg/L	J	0.5			St Pauls	2018
PWS Dumpster Sludge	Trichloroethene	180-56014-1	6.4	6.4	mg/L		0.25			St. Pauls	2016
PWS Dumpster Sludge	Vinyl Chloride	180-58745-1	0.1	0.05	mg/L	U	0.1			Albuquerque	2016
PWS Dumpster Sludge	Vinyl Chloride	180-56014-1	0.1	0.05	mg/L	U	0.1			St. Pauls	2016
PWS Dumpster Sludge	Vinyl Chloride	180-58734-1	0.1	0.05	mg/L	U	0.1			Tulsa	2016
PWS Dumpster Sludge	Vinyl chloride	180-70384-1	0.1	0.05	mg/L	U	0.1			Albuquerque	2017
PWS Dumpster Sludge	Vinyl chloride	180-69241-1	0.1	0.05	mg/L	U	0.1			Oklahoma City	2017
PWS Dumpster Sludge	Vinyl chloride	180-68774-1	0.1	0.05	mg/L	U	0.1			St Pauls	2017
PWS Dumpster Sludge	Vinyl Chloride	180-54935-1	0.2	0.1	mg/L	U	0.2			Archdale	2016
PWS Dumpster Sludge	Vinyl Chloride	180-52551-1	0.2	0.1	mg/L	U	0.2			Boise	2016
PWS Dumpster Sludge	Vinyl Chloride	180-57485-1	0.2	0.1	mg/L	U	0.2			Chandler	2016

PWS Dumpster Sludge	Vinyl Chloride	180-58404-1	0.2	0.1	mg/L	U	0.2			Charlotte	2016
PWS Dumpster Sludge	Vinyl Chloride	180-58682-1	0.2	0.1	mg/L	U	0.2			Clackamas	2016
PWS Dumpster Sludge	Vinyl Chloride	180-56683-1	0.2	0.1	mg/L	U	0.2			Farmington	2016
PWS Dumpster Sludge	Vinyl Chloride	180-57965-1	0.2	0.1	mg/L	U	0.2			Omaha	2016
PWS Dumpster Sludge	Vinyl Chloride	180-58492-1	0.2	0.1	mg/L	U	0.2			Raleigh	2016
PWS Dumpster Sludge	Vinyl Chloride	180-58609-1	0.2	0.1	mg/L	U	0.2			Sacramento	2016
PWS Dumpster Sludge	Vinyl Chloride	180-53845-1	0.2	0.1	mg/L	U	0.2			Salt Lake City	2016
PWS Dumpster Sludge	Vinyl Chloride	180-58143-1	0.2	0.1	mg/L	U	0.2			Tampa	2016
PWS Dumpster Sludge	Vinyl Chloride	180-53132-1	0.2	0.1	mg/L	U	0.2			Wichita	2016
PWS Dumpster Sludge	Vinyl Chloride	180-59192-1	0.2	0.1	mg/L	U	0.2			Wichita	2016
PWS Dumpster Sludge	Vinyl chloride	180-65701-1	0.2	0.1	mg/L	U	0.2			Archdale	2017
PWS Dumpster Sludge	Vinyl chloride	180-68952-1	0.2	0.1	mg/L	U	0.2			Bismarck	2017
PWS Dumpster Sludge	Vinyl chloride	180-66652-1	0.2	0.1	mg/L	U	0.2			Boise	2017
PWS Dumpster Sludge	Vinyl chloride	180-64611-1	0.2	0.1	mg/L	U	0.2			Chandler	2017
PWS Dumpster Sludge	Vinyl chloride	180-69205-1	0.2	0.1	mg/L	U	0.2			Clackamas	2017
PWS Dumpster Sludge	Vinyl chloride	180-68914-1	0.2	0.1	mg/L	U	0.2			Farmington	2017
PWS Dumpster Sludge	Vinyl chloride	180-70330-1	0.2	0.1	mg/L	U	0.2			Grand Island	2017
PWS Dumpster Sludge	Vinyl chloride	180-69233-1	0.2	0.1	mg/L	U	0.2			Omaha	2017
PWS Dumpster Sludge	Vinyl chloride	180-70394-1	0.2	0.1	mg/L	U	0.2			Raleigh	2017
PWS Dumpster Sludge	Vinyl chloride	180-65525-1	0.2	0.1	mg/L	U	0.2			Salt Lake City	2017
PWS Dumpster Sludge	Vinyl chloride	180-69416-1	0.2	0.1	mg/L	U	0.2			Tulsa	2017
PWS Dumpster Sludge	Vinyl chloride	180-64798-1	0.2	0.1	mg/L	U	0.2			Wichita	2017
PWS Dumpster Sludge	Vinyl chloride	180-68834-1	0.2	0.1	mg/L	U H	0.2			Wichita	2017
PWS Dumpster Sludge	**Vinyl chloride**	**180-70519-1**	**0.2**	**0.1**	**mg/L**	**U**	**0.2**	**33**	**53**	**Sacramento**	**2017**
PWS Dumpster Sludge	Vinyl chloride	180-81017-1	0.2	0.1	mg/L	U	0.2			Albuquerque	2018
PWS Dumpster Sludge	Vinyl chloride	180-77378-1	0.2	0.1	mg/L	U	0.2			Archdale	2018
PWS Dumpster Sludge	Vinyl chloride	180-77126-1	0.2	0.1	mg/L	U	0.2			Boise	2018
PWS Dumpster Sludge	Vinyl chloride	180-76999-1	0.2	0.1	mg/L	U	0.2			Chandler	2018
PWS Dumpster Sludge	Vinyl chloride	180-82401-1	0.2	0.1	mg/L	U	0.2			Clackamas	2018
PWS Dumpster Sludge	Vinyl chloride	180-80342-1	0.2	0.1	mg/L	U	0.2			Fargo	2018
PWS Dumpster Sludge	Vinyl chloride	180-81612-1	0.2	0.1	mg/L	U	0.2			Farmington	2018
PWS Dumpster Sludge	Vinyl chloride	180-79776-1	0.2	0.1	mg/L	U	0.2			Oklahoma City	2018
PWS Dumpster Sludge	Vinyl chloride	180-78576-1	0.2	0.1	mg/L	U	0.2			Raleigh	2018
PWS Dumpster Sludge	Vinyl chloride	180-80844-1	0.2	0.1	mg/L	U	0.2			Sacramento	2018
PWS Dumpster Sludge	Vinyl chloride	180-81822-1	0.2	0.1	mg/L	U	0.2			Salisbury	2018
PWS Dumpster Sludge	Vinyl chloride	180-76986-1	0.2	0.1	mg/L	U	0.2			Salt Lake City	2018
PWS Dumpster Sludge	Vinyl chloride	180-82967-1	0.2	0.1	mg/L	U	0.2			St Pauls	2018
PWS Dumpster Sludge	Vinyl chloride	180-79375-1	0.2	0.1	mg/L	U	0.2			Tampa	2018
PWS Dumpster Sludge	Vinyl chloride	180-78536-1	0.2	0.1	mg/L	U	0.2			Tulsa	2018
PWS Dumpster Sludge	Vinyl chloride	180-80379-1	0.2	0.1	mg/L	U	0.2			Tulsa	2018
PWS Dumpster Sludge	Vinyl chloride	180-76259-1	0.2	0.1	mg/L	U	0.2			Wichita	2018
PWS Dumpster Sludge	Vinyl chloride	180-81850-1	0.2	0.1	mg/L	U	0.2			Wichita	2018
PWS Dumpster Sludge	Vinyl chloride	180-71592-1	0.2	0.1	mg/L	U	0.2			Salisbury	2018
PWS Dumpster Sludge	Vinyl chloride	180-74280-1	0.2	0.1	mg/L	U	0.2			Tallahassee	2018

MATRIX	PARAMETER	LAB ID	RESULT	UNITS	QUALIFIER
	2,4-Dinitrotoluene Average		0.21		
	2-Butanone (MEK) Average		2.578889		
	2-Methylphenol Average		0.29		
	Arsenic Average		0.0564		
	Barium Average		0.84451		
	Benzene Average		3.282		
	Bulk Density Average		1.04375		
	Cadmium Average		0.58417		
	Chromium Average		0.096462		
	Flashpoint Average		156.5		
	Halogens, Extractable Organic Average		81		
	Ignitability Average		#DIV/0!		
	Lead Average		7.4762		
	Mercury Average		0.011988		
	Methylphenol, 3 & 4 Average		1.042		
	pH Average		7.640755		
	Selenium Average		0.1185		
	Specific Gravity Average		1.275		
	Tetrachloroethene Average		222.9896		
	Trichloroethene Average		1.76		

MATRIX	PARAMETER	LAB_SAMPLE_ID	RESULT	RANKED DATA	UNITS	QUALIFIER	REPORTING LIMIT	Uth VALUE	COUNT	FACILITY	YEAR
PWS Tank Bottoms	1,1-Dichloroethene	C8E200313001	0.2	0.1	mg/L	U	0.2			Boise	2008
PWS Tank Bottoms	1,1-Dichloroethene	C8H200252001	0.2	0.1	mg/L	U	0.2			Dodge City	2008
PWS Tank Bottoms	1,1-Dichloroethene	C8F130326001	0.2	0.1	mg/L	U	0.2			Fargo	2008
PWS Tank Bottoms	1,1-Dichloroethene	C8D030320001	0.2	0.1	mg/L	U	0.2			Salt Lake City	2008
PWS Tank Bottoms	1,1-Dichloroethene	C8H080290001	0.2	0.1	mg/L	U	0.2			Wichita	2008
PWS Tank Bottoms	1,1-Dichloroethene	C9E090111001	0.2	0.1	mg/L	U	0.2			Boise	2009
PWS Tank Bottoms	1,1-Dichloroethene	C9E130321001	0.2	0.1	mg/L	U	0.2			Chandler	2009
PWS Tank Bottoms	1,1-Dichloroethene	C9K120427001	0.2	0.1	mg/L	U	0.2			Clackamas	2009
PWS Tank Bottoms	1,1-Dichloroethene	C9H040289003	0.2	0.1	mg/L	U	0.2			Dodge City	2009
PWS Tank Bottoms	1,1-Dichloroethene	C9E210290002	0.2	0.1	mg/L	U	0.2			Oklahoma City	2009
PWS Tank Bottoms	1,1-Dichloroethene	C9D230261001	0.2	0.1	mg/L	U	0.2			Salt Lake City	2009
PWS Tank Bottoms	1,1-Dichloroethene	C9I170278001	0.2	0.1	mg/L	U	0.2			Santa Ana	2009
PWS Tank Bottoms	1,1-Dichloroethene	C9H040288003	0.2	0.1	mg/L	U	0.2			Wichita	2009
PWS Tank Bottoms	1,1-Dichloroethene	C0H100558001	0.2	0.1	mg/L	U	0.2			Boise	2010
PWS Tank Bottoms	1,1-Dichloroethene	C0L080465001	0.2	0.1	mg/L	U	0.2			Clackamas	2010
PWS Tank Bottoms	1,1-Dichloroethene	C0D220565001	0.2	0.1	mg/L	U	0.2			Salt Lake City	2010
PWS Tank Bottoms	1,1-Dichloroethene	180-2334-1	0.2	0.1	mg/L	U	0.2			Boise	2011
PWS Tank Bottoms	1,1-Dichloroethene	180-2452-1	0.2	0.1	mg/L	U	0.2			Chandler	2011
PWS Tank Bottoms	1,1-Dichloroethene	180-2462-1	0.2	0.1	mg/L	U	0.2			Santa Ana	2011
PWS Tank Bottoms	1,1-Dichloroethene	180-10005-1	0.2	0.1	mg/L	U	0.2			Boise	2012
PWS Tank Bottoms	1,1-Dichloroethene	180-10295-1	0.2	0.1	mg/L	U	0.2			Salt Lake City	2012
PWS Tank Bottoms	1,1-Dichloroethene	180-6080-1	0.2	0.1	mg/L	U	0.2			Sioux Falls	2012
PWS Tank Bottoms	1,1-Dichloroethene	180-20714-1	0.2	0.1	mg/L	U	0.2			Salt Lake City	2013
PWS Tank Bottoms	1,1-Dichloroethene	180-21899-1	0.2	0.1	mg/L	U	0.2			Tulsa	2013
PWS Tank Bottoms	1,1-Dichloroethene	180-23127-1	0.2	0.1	mg/L	U	0.2			Wichita	2013
PWS Tank Bottoms	1,1-Dichloroethene	180-35833-1	0.2	0.1	mg/L	U	0.2			Dodge City	2014
PWS Tank Bottoms	1,1-Dichloroethene	180-32306-1	0.2	0.1	mg/L	U	0.2			Salt Lake City	2014
PWS Tank Bottoms	1,1-Dichloroethene	180-44034-1	0.2	0.1	mg/L	U	0.2			Boise	2015
PWS Tank Bottoms	1,1-Dichloroethene	180-43578-1	0.2	0.1	mg/L	U	0.2			Chandler	2015
PWS Tank Bottoms	1,1-Dichloroethene	180-43573-1	0.2	0.1	mg/L	U	0.2			Salt Lake City	2015
PWS Tank Bottoms	1,1-Dichloroethene	180-51960-1	0.2	0.1	mg/L	U	0.2			Farmington	2015
PWS Tank Bottoms	1,1-Dichloroethene	180-52526-1	0.2	0.1	mg/L	U H	0.2			Boise	2016
PWS Tank Bottoms	1,1-Dichloroethene	180-53484-1	0.2	0.1	mg/L	U	0.2			Chandler	2016
PWS Tank Bottoms	1,1-Dichloroethene	180-53880-1	0.2	0.1	mg/L	U	0.2			Omaha	2016
PWS Tank Bottoms	1,1-Dichloroethene	180-67590-2	0.2	0.1	mg/L	U	0.2	35	56	Boise	2017
PWS Tank Bottoms	1,1-Dichloroethene	180-65572-1	0.2	0.1	mg/L	U	0.2			Chandler	2017
PWS Tank Bottoms	1,1-Dichloroethene	180-68912-1	0.2	0.1	mg/L	U	0.2			Farmington	2017
PWS Tank Bottoms	1,1-Dichloroethene	180-65524-1	0.2	0.1	mg/L	U	0.2			Salt Lake City	2017
PWS Tank Bottoms	1,1-Dichloroethene	180-77050-1	0.2	0.1	mg/L	U	0.2			Boise	2018
PWS Tank Bottoms	1,1-Dichloroethene	180-80926-1	0.2	0.1	mg/L	U	0.2			Farmington	2018
PWS Tank Bottoms	1,1-Dichloroethene	180-82828-1	0.2	0.1	mg/L	U	0.2			Oklahoma City	2018
PWS Tank Bottoms	1,1-Dichloroethene	180-80846-1	0.2	0.1	mg/L	U	0.2			Sacramento	2018
PWS Tank Bottoms	1,1-Dichloroethene	180-77711-1	0.2	0.1	mg/L	U	0.2			Salt Lake City	2018
PWS Tank Bottoms	1,1-Dichloroethene	C8H250147001	0.25	0.125	mg/L	U	0.25			Blaine	2008
PWS Tank Bottoms	1,1-Dichloroethene	C8H250154001	0.25	0.125	mg/L	U	0.25			Blaine	2008
PWS Tank Bottoms	1,1-Dichloroethene	C8J030260001	0.25	0.125	mg/L	U	0.25			Eagan	2008
PWS Tank Bottoms	1,1-Dichloroethene	C8J030263001	0.25	0.125	mg/L	U	0.25			Eagan	2008
PWS Tank Bottoms	1,1-Dichloroethene	C9F060175001	0.25	0.125	mg/L	U	0.25			Wichita	2009
PWS Tank Bottoms	1,1-Dichloroethene	C0I090490001	0.25	0.125	mg/L	U	0.25			Santa Ana	2010
PWS Tank Bottoms	1,1-Dichloroethene	180-27070-1	0.25	0.125	mg/L	U	0.25			Sacramento	2013
PWS Tank Bottoms	1,1-Dichloroethene	180-32876-1	0.25	0.125	mg/L	U	0.25			Boise	2014
PWS Tank Bottoms	1,1-Dichloroethene	180-56702-1	0.25	0.125	mg/L	U	0.25			Farmington	2016

PWS Tank Bottoms	1,1-Dichloroethene	180-53843-1	0.25	0.125	mg/L	U	0.25			Salt Lake City	2016
PWS Tank Bottoms	1,1-Dichloroethene	180-74608-1	0.25	0.125	mg/L	U *	0.25			Salisbury	2018
PWS Tank Bottoms	1,1-Dichloroethene	C0A200514001	0.5	0.25	mg/L	U	0.5			Sacramento	2010
PWS Tank Bottoms	1,1-Dichloroethene	180-604-11	0.5	0.25	mg/L	U	0.5			Salt Lake City	2011
PWS Tank Bottoms	1,2-Dichloroethane	C8E200313001	0.2	0.1	mg/L	U	0.2			Boise	2008
PWS Tank Bottoms	1,2-Dichloroethane	C8H200252001	0.2	0.1	mg/L	U	0.2			Dodge City	2008
PWS Tank Bottoms	1,2-Dichloroethane	C8F130326001	0.2	0.1	mg/L	U	0.2			Fargo	2008
PWS Tank Bottoms	1,2-Dichloroethane	C8D030320001	0.2	0.1	mg/L	U	0.2			Salt Lake City	2008
PWS Tank Bottoms	1,2-Dichloroethane	C8H080290001	0.2	0.1	mg/L	U	0.2			Wichita	2008
PWS Tank Bottoms	1,2-Dichloroethane	C9E090111001	0.2	0.1	mg/L	U	0.2			Boise	2009
PWS Tank Bottoms	1,2-Dichloroethane	C9E130321001	0.2	0.1	mg/L	U	0.2			Chandler	2009
PWS Tank Bottoms	1,2-Dichloroethane	C9K120427001	0.2	0.1	mg/L	U	0.2			Clackamas	2009
PWS Tank Bottoms	1,2-Dichloroethane	C9H040289003	0.2	0.1	mg/L	U	0.2			Dodge City	2009
PWS Tank Bottoms	1,2-Dichloroethane	C9E210290002	0.2	0.1	mg/L	U	0.2			Oklahoma City	2009
PWS Tank Bottoms	1,2-Dichloroethane	C9D230261001	0.2	0.1	mg/L	U	0.2			Salt Lake City	2009
PWS Tank Bottoms	1,2-Dichloroethane	C9I170278001	0.2	0.1	mg/L	U	0.2			Santa Ana	2009
PWS Tank Bottoms	1,2-Dichloroethane	C9H040288003	0.2	0.1	mg/L	U	0.2			Wichita	2009
PWS Tank Bottoms	1,2-Dichloroethane	C0H100558001	0.2	0.1	mg/L	U	0.2			Boise	2010
PWS Tank Bottoms	1,2-Dichloroethane	C0L080465001	0.2	0.1	mg/L	U	0.2			Clackamas	2010
PWS Tank Bottoms	1,2-Dichloroethane	C0D220565001	0.2	0.1	mg/L	U	0.2			Salt Lake City	2010
PWS Tank Bottoms	1,2-Dichloroethane	180-2334-1	0.2	0.1	mg/L	U	0.2			Boise	2011
PWS Tank Bottoms	1,2-Dichloroethane	180-2452-1	0.2	0.1	mg/L	U	0.2			Chandler	2011
PWS Tank Bottoms	1,2-Dichloroethane	180-2462-1	0.2	0.1	mg/L	U	0.2			Santa Ana	2011
PWS Tank Bottoms	1,2-Dichloroethane	180-10005-1	0.2	0.1	mg/L	U	0.2			Boise	2012
PWS Tank Bottoms	1,2-Dichloroethane	180-10295-1	0.2	0.1	mg/L	U	0.2			Salt Lake City	2012
PWS Tank Bottoms	1,2-Dichloroethane	180-6080-1	0.2	0.1	mg/L	U	0.2			Sioux Falls	2012
PWS Tank Bottoms	1,2-Dichloroethane	180-20714-1	0.2	0.1	mg/L	U	0.2			Salt Lake City	2013
PWS Tank Bottoms	1,2-Dichloroethane	180-21899-1	0.2	0.1	mg/L	U	0.2			Tulsa	2013
PWS Tank Bottoms	1,2-Dichloroethane	180-23127-1	0.2	0.1	mg/L	U	0.2			Wichita	2013
PWS Tank Bottoms	1,2-Dichloroethane	180-35833-1	0.2	0.1	mg/L	U	0.2			Dodge City	2014
PWS Tank Bottoms	1,2-Dichloroethane	180-32306-1	0.2	0.1	mg/L	U	0.2			Salt Lake City	2014
PWS Tank Bottoms	1,2-Dichloroethane	180-44034-1	0.2	0.1	mg/L	U	0.2			Boise	2015
PWS Tank Bottoms	1,2-Dichloroethane	180-43578-1	0.2	0.1	mg/L	U	0.2			Chandler	2015
PWS Tank Bottoms	1,2-Dichloroethane	180-43573-1	0.2	0.1	mg/L	U	0.2			Salt Lake City	2015
PWS Tank Bottoms	1,2-Dichloroethane	180-51960-1	0.2	0.1	mg/L	U	0.2			Farmington	2015
PWS Tank Bottoms	1,2-Dichloroethane	180-52526-1	0.2	0.1	mg/L	U H	0.2			Boise	2016
PWS Tank Bottoms	1,2-Dichloroethane	180-53484-1	0.2	0.1	mg/L	U	0.2			Chandler	2016
PWS Tank Bottoms	1,2-Dichloroethane	180-53880-1	0.2	0.1	mg/L	U	0.2			Omaha	2016
PWS Tank Bottoms	1,2-Dichloroethane	180-67590-2	0.2	0.1	mg/L	U	0.2	35	56	Boise	2017
PWS Tank Bottoms	1,2-Dichloroethane	180-65572-1	0.2	0.1	mg/L	U	0.2			Chandler	2017
PWS Tank Bottoms	1,2-Dichloroethane	180-68912-1	0.2	0.1	mg/L	U	0.2			Farmington	2017
PWS Tank Bottoms	1,2-Dichloroethane	180-65524-1	0.2	0.1	mg/L	U	0.2			Salt Lake City	2017
PWS Tank Bottoms	1,2-Dichloroethane	180-77050-1	0.2	0.1	mg/L	U	0.2			Boise	2018
PWS Tank Bottoms	1,2-Dichloroethane	180-80926-1	0.2	0.1	mg/L	U	0.2			Farmington	2018
PWS Tank Bottoms	1,2-Dichloroethane	180-82828-1	0.2	0.1	mg/L	U	0.2			Oklahoma City	2018
PWS Tank Bottoms	1,2-Dichloroethane	180-80846-1	0.2	0.1	mg/L	U	0.2			Sacramento	2018
PWS Tank Bottoms	1,2-Dichloroethane	180-77711-1	0.2	0.1	mg/L	U	0.2			Salt Lake City	2018
PWS Tank Bottoms	1,2-Dichloroethane	C8H250147001	0.25	0.125	mg/L	U	0.25			Blaine	2008
PWS Tank Bottoms	1,2-Dichloroethane	C8H250154001	0.25	0.125	mg/L	U	0.25			Blaine	2008
PWS Tank Bottoms	1,2-Dichloroethane	C8J030260001	0.25	0.125	mg/L	U	0.25			Eagan	2008
PWS Tank Bottoms	1,2-Dichloroethane	C8J030263001	0.25	0.125	mg/L	U	0.25			Eagan	2008
PWS Tank Bottoms	1,2-Dichloroethane	C9F060175001	0.25	0.125	mg/L	U	0.25			Wichita	2009
PWS Tank Bottoms	1,2-Dichloroethane	C0I090490001	0.25	0.125	mg/L	U	0.25			Santa Ana	2010

PWS Tank Bottoms	1,2-Dichloroethane	180-27070-1	0.25	0.125	mg/L	U	0.25			Sacramento	2013
PWS Tank Bottoms	1,2-Dichloroethane	180-32876-1	0.25	0.125	mg/L	U	0.25			Boise	2014
PWS Tank Bottoms	1,2-Dichloroethane	180-56702-1	0.25	0.125	mg/L	U	0.25			Farmington	2016
PWS Tank Bottoms	1,2-Dichloroethane	180-53843-1	0.25	0.125	mg/L	U	0.25			Salt Lake City	2016
PWS Tank Bottoms	1,2-Dichloroethane	180-74608-1	0.25	0.125	mg/L	U	0.25			Salisbury	2018
PWS Tank Bottoms	1,2-Dichloroethane	C0A200514001	0.5	0.25	mg/L	U	0.5			Sacramento	2010
PWS Tank Bottoms	1,2-Dichloroethane	180-604-11	0.5	0.25	mg/L	U	0.5			Salt Lake City	2011
PWS Tank Bottoms	1,4-Dichlorobenzene	180-2334-1	0.05	0.025	mg/L	U	0.05			Boise	2011
PWS Tank Bottoms	1,4-Dichlorobenzene	180-2452-1	0.05	0.025	mg/L	U	0.05			Chandler	2011
PWS Tank Bottoms	1,4-Dichlorobenzene	180-604-13	0.05	0.025	mg/L	U	0.05			Salt Lake City	2011
PWS Tank Bottoms	1,4-Dichlorobenzene	180-10005-1	0.05	0.025	mg/L	U	0.05			Boise	2012
PWS Tank Bottoms	1,4-Dichlorobenzene	180-10295-1	0.05	0.025	mg/L	U	0.05			Salt Lake City	2012
PWS Tank Bottoms	1,4-Dichlorobenzene	180-6080-1	0.05	0.025	mg/L	U	0.05			Sioux Falls	2012
PWS Tank Bottoms	1,4-Dichlorobenzene	180-20714-1	0.05	0.025	mg/L	U	0.05			Salt Lake City	2013
PWS Tank Bottoms	1,4-Dichlorobenzene	180-21899-1	0.05	0.025	mg/L	U	0.05			Tulsa	2013
PWS Tank Bottoms	1,4-Dichlorobenzene	C8E200313001	0.2	0.1	mg/L	U	0.2			Boise	2008
PWS Tank Bottoms	1,4-Dichlorobenzene	C8H200252001	0.2	0.1	mg/L	U	0.2			Dodge City	2008
PWS Tank Bottoms	1,4-Dichlorobenzene	C8F130326001	0.2	0.1	mg/L	U	0.2			Fargo	2008
PWS Tank Bottoms	1,4-Dichlorobenzene	C8D030320001	0.2	0.1	mg/L	U	0.2			Salt Lake City	2008
PWS Tank Bottoms	1,4-Dichlorobenzene	C8H080290001	0.2	0.1	mg/L	U	0.2			Wichita	2008
PWS Tank Bottoms	1,4-Dichlorobenzene	C9E090111001	0.2	0.1	mg/L	U	0.2			Boise	2009
PWS Tank Bottoms	1,4-Dichlorobenzene	C9E130321001	0.2	0.1	mg/L	U	0.2			Chandler	2009
PWS Tank Bottoms	1,4-Dichlorobenzene	C9K120427001	0.2	0.1	mg/L	U	0.2			Clackamas	2009
PWS Tank Bottoms	1,4-Dichlorobenzene	C9H040289003	0.2	0.1	mg/L	U	0.2			Dodge City	2009
PWS Tank Bottoms	1,4-Dichlorobenzene	C9E210290002	0.2	0.1	mg/L	U	0.2			Oklahoma City	2009
PWS Tank Bottoms	1,4-Dichlorobenzene	C9D230261001	0.2	0.1	mg/L	U	0.2			Salt Lake City	2009
PWS Tank Bottoms	1,4-Dichlorobenzene	C9I170278001	0.2	0.1	mg/L	U	0.2			Santa Ana	2009
PWS Tank Bottoms	1,4-Dichlorobenzene	C9H040288003	0.2	0.1	mg/L	U	0.2			Wichita	2009
PWS Tank Bottoms	1,4-Dichlorobenzene	C0H100558001	0.2	0.1	mg/L	U	0.2			Boise	2010
PWS Tank Bottoms	1,4-Dichlorobenzene	C0L080465001	0.2	0.1	mg/L	U	0.2			Clackamas	2010
PWS Tank Bottoms	1,4-Dichlorobenzene	C0D220565001	0.2	0.1	mg/L	U	0.2			Salt Lake City	2010
PWS Tank Bottoms	1,4-Dichlorobenzene	180-23127-1	0.2	0.1	mg/L	U	0.2			Wichita	2013
PWS Tank Bottoms	1,4-Dichlorobenzene	180-35833-1	0.2	0.1	mg/L	U	0.2			Dodge City	2014
PWS Tank Bottoms	1,4-Dichlorobenzene	180-32306-1	0.2	0.1	mg/L	U	0.2			Salt Lake City	2014
PWS Tank Bottoms	1,4-Dichlorobenzene	180-44034-1	0.2	0.1	mg/L	U	0.2			Boise	2015
PWS Tank Bottoms	1,4-Dichlorobenzene	180-43578-1	0.2	0.1	mg/L	U	0.2			Chandler	2015
PWS Tank Bottoms	1,4-Dichlorobenzene	180-43573-1	0.2	0.1	mg/L	U	0.2			Salt Lake City	2015
PWS Tank Bottoms	1,4-Dichlorobenzene	180-51960-1	0.2	0.1	mg/L	U	0.2			Farmington	2015
PWS Tank Bottoms	1,4-Dichlorobenzene	180-52526-1	0.2	0.1	mg/L	U H	0.2			Boise	2016
PWS Tank Bottoms	1,4-Dichlorobenzene	180-53484-1	0.2	0.1	mg/L	U	0.2			Chandler	2016
PWS Tank Bottoms	1,4-Dichlorobenzene	180-53880-1	0.2	0.1	mg/L	U	0.2			Omaha	2016
PWS Tank Bottoms	**1,4-Dichlorobenzene**	**180-67590-2**	**0.2**	**0.1**	**mg/L**	**U**	**0.2**	**35**	**55**	**Boise**	**2017**
PWS Tank Bottoms	1,4-Dichlorobenzene	180-65572-1	0.2	0.1	mg/L	U	0.2			Chandler	2017
PWS Tank Bottoms	1,4-Dichlorobenzene	180-68912-1	0.2	0.1	mg/L	U	0.2			Farmington	2017
PWS Tank Bottoms	1,4-Dichlorobenzene	180-65524-1	0.2	0.1	mg/L	U	0.2			Salt Lake City	2017
PWS Tank Bottoms	1,4-Dichlorobenzene	180-77050-1	0.2	0.1	mg/L	U	0.2			Boise	2018
PWS Tank Bottoms	1,4-Dichlorobenzene	180-80926-1	0.2	0.1	mg/L	U	0.2			Farmington	2018
PWS Tank Bottoms	1,4-Dichlorobenzene	180-82828-1	0.2	0.1	mg/L	U	0.2			Oklahoma City	2018
PWS Tank Bottoms	1,4-Dichlorobenzene	180-80846-1	0.2	0.1	mg/L	U	0.2			Sacramento	2018
PWS Tank Bottoms	1,4-Dichlorobenzene	180-77711-1	0.2	0.1	mg/L	U	0.2			Salt Lake City	2018
PWS Tank Bottoms	1,4-Dichlorobenzene	C9F060175001	0.25	0.125	mg/L	U	0.25			Wichita	2009
PWS Tank Bottoms	1,4-Dichlorobenzene	C0I090490001	0.25	0.125	mg/L	U	0.25			Santa Ana	2010
PWS Tank Bottoms	1,4-Dichlorobenzene	180-27070-1	0.25	0.125	mg/L	U	0.25			Sacramento	2013

PWS Tank Bottoms	1,4-Dichlorobenzene	180-32876-1	0.25	0.125	mg/L	U	0.25			Boise	2014
PWS Tank Bottoms	1,4-Dichlorobenzene	180-56702-1	0.25	0.125	mg/L	U	0.25			Farmington	2016
PWS Tank Bottoms	1,4-Dichlorobenzene	180-53843-1	0.25	0.125	mg/L	U	0.25			Salt Lake City	2016
PWS Tank Bottoms	1,4-Dichlorobenzene	180-74608-1	0.25	0.125	mg/L	U	0.25			Salisbury	2018
PWS Tank Bottoms	1,4-Dichlorobenzene	C0A200514001	0.5	0.25	mg/L	U	0.5			Sacramento	2010
PWS Tank Bottoms	1,4-Dichlorobenzene	C8J030260001	0.28	0.28	mg/L		0.25			Eagan	2008
PWS Tank Bottoms	1,4-Dichlorobenzene	C8H250147001	0.3	0.3	mg/L		0.25			Blaine	2008
PWS Tank Bottoms	1,4-Dichlorobenzene	C8H250154001	0.32	0.32	mg/L		0.25			Blaine	2008
PWS Tank Bottoms	1,4-Dichlorobenzene	C8J030263001	0.32	0.32	mg/L		0.25			Eagan	2008
PWS Tank Bottoms	2,4,5-Trichlorophenol	C8H200252001	0.05	0.025	mg/L	U	0.05			Dodge City	2008
PWS Tank Bottoms	2,4,5-Trichlorophenol	C8F130326001	0.05	0.025	mg/L	U	0.05			Fargo	2008
PWS Tank Bottoms	2,4,5-Trichlorophenol	C8D030320001	0.05	0.025	mg/L	U	0.05			Salt Lake City	2008
PWS Tank Bottoms	2,4,5-Trichlorophenol	C8H080290001	0.05	0.025	mg/L	U	0.05			Wichita	2008
PWS Tank Bottoms	2,4,5-Trichlorophenol	C9E090111001	0.05	0.025	mg/L	U	0.05			Boise	2009
PWS Tank Bottoms	2,4,5-Trichlorophenol	C9E130321001	0.05	0.025	mg/L	U	0.05			Chandler	2009
PWS Tank Bottoms	2,4,5-Trichlorophenol	C9H040289003	0.05	0.025	mg/L	U	0.05			Dodge City	2009
PWS Tank Bottoms	2,4,5-Trichlorophenol	C9E210290002	0.05	0.025	mg/L	U	0.05			Oklahoma City	2009
PWS Tank Bottoms	2,4,5-Trichlorophenol	C9D230261001	0.05	0.025	mg/L	U	0.05			Salt Lake City	2009
PWS Tank Bottoms	2,4,5-Trichlorophenol	C9H040288003	0.05	0.025	mg/L	U	0.05			Wichita	2009
PWS Tank Bottoms	2,4,5-Trichlorophenol	C0H100558001	0.05	0.025	mg/L	U	0.05			Boise	2010
PWS Tank Bottoms	2,4,5-Trichlorophenol	C0L080465001	0.05	0.025	mg/L	U	0.05			Clackamas	2010
PWS Tank Bottoms	2,4,5-Trichlorophenol	C0D220565001	0.05	0.025	mg/L	U	0.05			Salt Lake City	2010
PWS Tank Bottoms	2,4,5-Trichlorophenol	180-2334-1	0.05	0.025	mg/L	U	0.05			Boise	2011
PWS Tank Bottoms	2,4,5-Trichlorophenol	180-2452-1	0.05	0.025	mg/L	U	0.05			Chandler	2011
PWS Tank Bottoms	2,4,5-Trichlorophenol	180-604-13	0.05	0.025	mg/L	U	0.05			Salt Lake City	2011
PWS Tank Bottoms	2,4,5-Trichlorophenol	180-10005-1	0.05	0.025	mg/L	U	0.05			Boise	2012
PWS Tank Bottoms	2,4,5-Trichlorophenol	180-10295-1	0.05	0.025	mg/L	U	0.05			Salt Lake City	2012
PWS Tank Bottoms	2,4,5-Trichlorophenol	180-6080-1	0.05	0.025	mg/L	U	0.05			Sioux Falls	2012
PWS Tank Bottoms	2,4,5-Trichlorophenol	180-20714-1	0.05	0.025	mg/L	U *	0.05			Salt Lake City	2013
PWS Tank Bottoms	2,4,5-Trichlorophenol	180-21899-1	0.05	0.025	mg/L	U	0.05			Tulsa	2013
PWS Tank Bottoms	2,4,5-Trichlorophenol	180-23127-1	0.05	0.025	mg/L	U	0.05			Wichita	2013
PWS Tank Bottoms	2,4,5-Trichlorophenol	180-35833-1	0.05	0.025	mg/L	U	0.05			Dodge City	2014
PWS Tank Bottoms	2,4,5-Trichlorophenol	180-32306-1	0.05	0.025	mg/L	U	0.05			Salt Lake City	2014
PWS Tank Bottoms	2,4,5-Trichlorophenol	180-44034-1	0.05	0.025	mg/L	U	0.05			Boise	2015
PWS Tank Bottoms	2,4,5-Trichlorophenol	180-43578-1	0.05	0.025	mg/L	U	0.05			Chandler	2015
PWS Tank Bottoms	2,4,5-Trichlorophenol	180-43573-1	0.05	0.025	mg/L	U	0.05			Salt Lake City	2015
PWS Tank Bottoms	2,4,5-Trichlorophenol	180-52526-1	0.05	0.025	mg/L	U H	0.05			Boise	2016
PWS Tank Bottoms	2,4,5-Trichlorophenol	180-53484-1	0.05	0.025	mg/L	U	0.05			Chandler	2016
PWS Tank Bottoms	2,4,5-Trichlorophenol	180-53880-1	0.05	0.025	mg/L	U	0.05			Omaha	2016
PWS Tank Bottoms	2,4,5-Trichlorophenol	180-67590-2	0.05	0.025	mg/L	U	0.05			Boise	2017
PWS Tank Bottoms	2,4,5-Trichlorophenol	180-65572-1	0.05	0.025	mg/L	U	0.05	32	51	Chandler	2017
PWS Tank Bottoms	2,4,5-Trichlorophenol	180-68912-1	0.05	0.025	mg/L	U	0.05			Farmington	2017
PWS Tank Bottoms	2,4,5-Trichlorophenol	180-65524-1	0.05	0.025	mg/L	U	0.05			Salt Lake City	2017
PWS Tank Bottoms	2,4,5-Trichlorophenol	180-77050-1	0.05	0.025	mg/L	U	0.05			Boise	2018
PWS Tank Bottoms	2,4,5-Trichlorophenol	180-80926-1	0.05	0.025	mg/L	U	0.05			Farmington	2018
PWS Tank Bottoms	2,4,5-Trichlorophenol	180-82828-1	0.05	0.025	mg/L	U	0.05			Oklahoma City	2018
PWS Tank Bottoms	2,4,5-Trichlorophenol	180-80846-1	0.05	0.025	mg/L	U	0.05			Sacramento	2018
PWS Tank Bottoms	2,4,5-Trichlorophenol	180-77711-1	0.05	0.025	mg/L	U	0.05			Salt Lake City	2018
PWS Tank Bottoms	2,4,5-Trichlorophenol	C9K120427001	0.1	0.05	mg/L	U	0.1			Clackamas	2009
PWS Tank Bottoms	2,4,5-Trichlorophenol	180-51960-2	0.13	0.065	mg/L	U	0.13			Farmington	2015
PWS Tank Bottoms	2,4,5-Trichlorophenol	180-56702-1	0.13	0.065	mg/L	U	0.13			Farmington	2016
PWS Tank Bottoms	2,4,5-Trichlorophenol	180-53843-1	0.13	0.065	mg/L	U	0.13			Salt Lake City	2016
PWS Tank Bottoms	2,4,5-Trichlorophenol	180-74608-1	0.13	0.065	mg/L	U *	0.13			Salisbury	2018

PWS Tank Bottoms	2,4,5-Trichlorophenol	180-32876-1	0.24	0.24	mg/L	p	0.13			Boise	2014
PWS Tank Bottoms	2,4,5-Trichlorophenol	C8E200313001	0.75	0.375	mg/L	U	0.75			Boise	2008
PWS Tank Bottoms	2,4,5-Trichlorophenol	C8H250147001	400	200	mg/L	U	400			Blaine	2008
PWS Tank Bottoms	2,4,5-Trichlorophenol	C8H250154001	400	200	mg/L	U	400			Blaine	2008
PWS Tank Bottoms	2,4,5-Trichlorophenol	C8J030260001	400	200	mg/L	U	400			Eagan	2008
PWS Tank Bottoms	2,4,5-Trichlorophenol	C8J030263001	400	200	mg/L	U	400			Eagan	2008
PWS Tank Bottoms	2,4,5-Trichlorophenol	C9F060175001	400	200	mg/L	U	400			Wichita	2009
PWS Tank Bottoms	2,4,6-Trichlorophenol	C8H200252001	0.05	0.025	mg/L	U	0.05			Dodge City	2008
PWS Tank Bottoms	2,4,6-Trichlorophenol	C8F130326001	0.05	0.025	mg/L	U	0.05			Fargo	2008
PWS Tank Bottoms	2,4,6-Trichlorophenol	C8D030320001	0.05	0.025	mg/L	U	0.05			Salt Lake City	2008
PWS Tank Bottoms	2,4,6-Trichlorophenol	C8H080290001	0.05	0.025	mg/L	U	0.05			Wichita	2008
PWS Tank Bottoms	2,4,6-Trichlorophenol	C9E090111001	0.05	0.025	mg/L	U	0.05			Boise	2009
PWS Tank Bottoms	2,4,6-Trichlorophenol	C9E130321001	0.05	0.025	mg/L	U	0.05			Chandler	2009
PWS Tank Bottoms	2,4,6-Trichlorophenol	C9H040289003	0.05	0.025	mg/L	U	0.05			Dodge City	2009
PWS Tank Bottoms	2,4,6-Trichlorophenol	C9E210290002	0.05	0.025	mg/L	U	0.05			Oklahoma City	2009
PWS Tank Bottoms	2,4,6-Trichlorophenol	C9D230261001	0.05	0.025	mg/L	U	0.05			Salt Lake City	2009
PWS Tank Bottoms	2,4,6-Trichlorophenol	C9H040288003	0.05	0.025	mg/L	U	0.05			Wichita	2009
PWS Tank Bottoms	2,4,6-Trichlorophenol	C0H100558001	0.05	0.025	mg/L	U	0.05			Boise	2010
PWS Tank Bottoms	2,4,6-Trichlorophenol	C0L080465001	0.05	0.025	mg/L	U	0.05			Clackamas	2010
PWS Tank Bottoms	2,4,6-Trichlorophenol	C0D220565001	0.05	0.025	mg/L	U	0.05			Salt Lake City	2010
PWS Tank Bottoms	2,4,6-Trichlorophenol	180-2334-1	0.05	0.025	mg/L	U	0.05			Boise	2011
PWS Tank Bottoms	2,4,6-Trichlorophenol	180-2452-1	0.05	0.025	mg/L	U	0.05			Chandler	2011
PWS Tank Bottoms	2,4,6-Trichlorophenol	180-604-13	0.05	0.025	mg/L	U	0.05			Salt Lake City	2011
PWS Tank Bottoms	2,4,6-Trichlorophenol	180-10005-1	0.05	0.025	mg/L	U	0.05			Boise	2012
PWS Tank Bottoms	2,4,6-Trichlorophenol	180-10295-1	0.05	0.025	mg/L	U	0.05			Salt Lake City	2012
PWS Tank Bottoms	2,4,6-Trichlorophenol	180-6080-1	0.05	0.025	mg/L	U	0.05			Sioux Falls	2012
PWS Tank Bottoms	2,4,6-Trichlorophenol	180-20714-1	0.05	0.025	mg/L	U *	0.05			Salt Lake City	2013
PWS Tank Bottoms	2,4,6-Trichlorophenol	180-21899-1	0.05	0.025	mg/L	U	0.05			Tulsa	2013
PWS Tank Bottoms	2,4,6-Trichlorophenol	180-23127-1	0.05	0.025	mg/L	U	0.05			Wichita	2013
PWS Tank Bottoms	2,4,6-Trichlorophenol	180-35833-1	0.05	0.025	mg/L	U	0.05			Dodge City	2014
PWS Tank Bottoms	2,4,6-Trichlorophenol	180-32306-1	0.05	0.025	mg/L	U	0.05			Salt Lake City	2014
PWS Tank Bottoms	2,4,6-Trichlorophenol	180-44034-1	0.05	0.025	mg/L	U	0.05			Boise	2015
PWS Tank Bottoms	2,4,6-Trichlorophenol	180-43578-1	0.05	0.025	mg/L	U	0.05			Chandler	2015
PWS Tank Bottoms	2,4,6-Trichlorophenol	180-43573-1	0.05	0.025	mg/L	U	0.05			Salt Lake City	2015
PWS Tank Bottoms	2,4,6-Trichlorophenol	180-52526-1	0.05	0.025	mg/L	U H	0.05			Boise	2016
PWS Tank Bottoms	2,4,6-Trichlorophenol	180-53484-1	0.05	0.025	mg/L	U	0.05			Chandler	2016
PWS Tank Bottoms	2,4,6-Trichlorophenol	180-53880-1	0.05	0.025	mg/L	U	0.05			Omaha	2016
PWS Tank Bottoms	2,4,6-Trichlorophenol	180-67590-2	0.05	0.025	mg/L	U	0.05			Boise	2017
PWS Tank Bottoms	2,4,6-Trichlorophenol	180-65572-1	0.05	0.025	mg/L	U	0.05	32	51	Chandler	2017
PWS Tank Bottoms	2,4,6-Trichlorophenol	180-68912-1	0.05	0.025	mg/L	U	0.05			Farmington	2017
PWS Tank Bottoms	2,4,6-Trichlorophenol	180-65524-1	0.05	0.025	mg/L	U	0.05			Salt Lake City	2017
PWS Tank Bottoms	2,4,6-Trichlorophenol	180-77050-1	0.05	0.025	mg/L	U	0.05			Boise	2018
PWS Tank Bottoms	2,4,6-Trichlorophenol	180-80926-1	0.05	0.025	mg/L	U	0.05			Farmington	2018
PWS Tank Bottoms	2,4,6-Trichlorophenol	180-82828-1	0.05	0.025	mg/L	U	0.05			Oklahoma City	2018
PWS Tank Bottoms	2,4,6-Trichlorophenol	180-80846-1	0.05	0.025	mg/L	U	0.05			Sacramento	2018
PWS Tank Bottoms	2,4,6-Trichlorophenol	180-77711-1	0.05	0.025	mg/L	U	0.05			Salt Lake City	2018
PWS Tank Bottoms	2,4,6-Trichlorophenol	C9K120427001	0.1	0.05	mg/L	U	0.1			Clackamas	2009
PWS Tank Bottoms	2,4,6-Trichlorophenol	180-32876-1	0.13	0.065	mg/L	U	0.13			Boise	2014
PWS Tank Bottoms	2,4,6-Trichlorophenol	180-51960-2	0.13	0.065	mg/L	U	0.13			Farmington	2015
PWS Tank Bottoms	2,4,6-Trichlorophenol	180-56702-1	0.13	0.065	mg/L	U	0.13			Farmington	2016
PWS Tank Bottoms	2,4,6-Trichlorophenol	180-53843-1	0.13	0.065	mg/L	U	0.13			Salt Lake City	2016
PWS Tank Bottoms	2,4,6-Trichlorophenol	180-74608-1	0.13	0.065	mg/L	U *	0.13			Salisbury	2018
PWS Tank Bottoms	2,4,6-Trichlorophenol	C8E200313001	0.75	0.375	mg/L	U	0.75			Boise	2008

PWS Tank Bottoms	2,4,6-Trichlorophenol	C8H250147001	2	1	mg/L	U	2		Blaine	2008
PWS Tank Bottoms	2,4,6-Trichlorophenol	C8H250154001	2	1	mg/L	U	2		Blaine	2008
PWS Tank Bottoms	2,4,6-Trichlorophenol	C8J030260001	2	1	mg/L	U	2		Eagan	2008
PWS Tank Bottoms	2,4,6-Trichlorophenol	C8J030263001	2	1	mg/L	U	2		Eagan	2008
PWS Tank Bottoms	2,4,6-Trichlorophenol	C9F060175001	2	1	mg/L	U	2		Wichita	2009
PWS Tank Bottoms	2,4-Dinitrotoluene	C8H200252001	0.05	0.025	mg/L	U	0.05		Dodge City	2008
PWS Tank Bottoms	2,4-Dinitrotoluene	C8F130326001	0.05	0.025	mg/L	U	0.05		Fargo	2008
PWS Tank Bottoms	2,4-Dinitrotoluene	C8D030320001	0.05	0.025	mg/L	U	0.05		Salt Lake City	2008
PWS Tank Bottoms	2,4-Dinitrotoluene	C8H080290001	0.05	0.025	mg/L	U	0.05		Wichita	2008
PWS Tank Bottoms	2,4-Dinitrotoluene	C9E090111001	0.05	0.025	mg/L	U	0.05		Boise	2009
PWS Tank Bottoms	2,4-Dinitrotoluene	C9E130321001	0.05	0.025	mg/L	U	0.05		Chandler	2009
PWS Tank Bottoms	2,4-Dinitrotoluene	C9H040289003	0.05	0.025	mg/L	U	0.05		Dodge City	2009
PWS Tank Bottoms	2,4-Dinitrotoluene	C9E210290002	0.05	0.025	mg/L	U	0.05		Oklahoma City	2009
PWS Tank Bottoms	2,4-Dinitrotoluene	C9D230261001	0.05	0.025	mg/L	U	0.05		Salt Lake City	2009
PWS Tank Bottoms	2,4-Dinitrotoluene	C9H040288003	0.05	0.025	mg/L	U	0.05		Wichita	2009
PWS Tank Bottoms	2,4-Dinitrotoluene	C0H100558001	0.05	0.025	mg/L	U	0.05		Boise	2010
PWS Tank Bottoms	2,4-Dinitrotoluene	C0L080465001	0.05	0.025	mg/L	U	0.05		Clackamas	2010
PWS Tank Bottoms	2,4-Dinitrotoluene	C0D220565001	0.05	0.025	mg/L	U	0.05		Salt Lake City	2010
PWS Tank Bottoms	2,4-Dinitrotoluene	180-2334-1	0.05	0.025	mg/L	U	0.05		Boise	2011
PWS Tank Bottoms	2,4-Dinitrotoluene	180-2452-1	0.05	0.025	mg/L	U	0.05		Chandler	2011
PWS Tank Bottoms	2,4-Dinitrotoluene	180-604-13	0.05	0.025	mg/L	U	0.05		Salt Lake City	2011
PWS Tank Bottoms	2,4-Dinitrotoluene	180-10005-1	0.05	0.025	mg/L	U	0.05		Boise	2012
PWS Tank Bottoms	2,4-Dinitrotoluene	180-10295-1	0.05	0.025	mg/L	U	0.05		Salt Lake City	2012
PWS Tank Bottoms	2,4-Dinitrotoluene	180-6080-1	0.05	0.025	mg/L	U	0.05		Sioux Falls	2012
PWS Tank Bottoms	2,4-Dinitrotoluene	180-20714-1	0.05	0.025	mg/L	U	0.05		Salt Lake City	2013
PWS Tank Bottoms	2,4-Dinitrotoluene	180-21899-1	0.05	0.025	mg/L	U	0.05		Tulsa	2013
PWS Tank Bottoms	2,4-Dinitrotoluene	180-23127-1	0.05	0.025	mg/L	U	0.05		Wichita	2013
PWS Tank Bottoms	2,4-Dinitrotoluene	180-35833-1	0.05	0.025	mg/L	U	0.05		Dodge City	2014
PWS Tank Bottoms	2,4-Dinitrotoluene	180-32306-1	0.05	0.025	mg/L	U	0.05		Salt Lake City	2014
PWS Tank Bottoms	2,4-Dinitrotoluene	180-44034-1	0.05	0.025	mg/L	U	0.05		Boise	2015
PWS Tank Bottoms	2,4-Dinitrotoluene	180-43578-1	0.05	0.025	mg/L	U	0.05		Chandler	2015
PWS Tank Bottoms	2,4-Dinitrotoluene	180-43573-1	0.05	0.025	mg/L	U	0.05		Salt Lake City	2015
PWS Tank Bottoms	2,4-Dinitrotoluene	180-52526-1	0.05	0.025	mg/L	U H	0.05		Boise	2016
PWS Tank Bottoms	2,4-Dinitrotoluene	180-53484-1	0.05	0.025	mg/L	U	0.05		Chandler	2016
PWS Tank Bottoms	2,4-Dinitrotoluene	180-53880-1	0.05	0.025	mg/L	U	0.05		Omaha	2016
PWS Tank Bottoms	2,4-Dinitrotoluene	180-67590-2	0.05	0.025	mg/L	U	0.05		Boise	2017
PWS Tank Bottoms	2,4-Dinitrotoluene	180-65572-1	0.05	0.025	mg/L	U	0.05	32 51	Chandler	2017
PWS Tank Bottoms	2,4-Dinitrotoluene	180-68912-1	0.05	0.025	mg/L	U	0.05		Farmington	2017
PWS Tank Bottoms	2,4-Dinitrotoluene	180-65524-1	0.05	0.025	mg/L	U	0.05		Salt Lake City	2017
PWS Tank Bottoms	2,4-Dinitrotoluene	180-77050-1	0.05	0.025	mg/L	U	0.05		Boise	2018
PWS Tank Bottoms	2,4-Dinitrotoluene	180-80926-1	0.05	0.025	mg/L	U	0.05		Farmington	2018
PWS Tank Bottoms	2,4-Dinitrotoluene	180-82828-1	0.05	0.025	mg/L	U	0.05		Oklahoma City	2018
PWS Tank Bottoms	2,4-Dinitrotoluene	180-80846-1	0.05	0.025	mg/L	U	0.05		Sacramento	2018
PWS Tank Bottoms	2,4-Dinitrotoluene	180-77711-1	0.05	0.025	mg/L	U	0.05		Salt Lake City	2018
PWS Tank Bottoms	2,4-Dinitrotoluene	C9K120427001	0.1	0.05	mg/L	U	0.1		Clackamas	2009
PWS Tank Bottoms	2,4-Dinitrotoluene	C8J030260001	0.13	0.065	mg/L	U	0.13		Eagan	2008
PWS Tank Bottoms	2,4-Dinitrotoluene	C8J030263001	0.13	0.065	mg/L	U	0.13		Eagan	2008
PWS Tank Bottoms	2,4-Dinitrotoluene	C9F060175001	0.13	0.065	mg/L	U	0.13		Wichita	2009
PWS Tank Bottoms	2,4-Dinitrotoluene	180-51960-2	0.13	0.065	mg/L	U	0.13		Farmington	2015
PWS Tank Bottoms	2,4-Dinitrotoluene	180-56702-1	0.13	0.065	mg/L	U	0.13		Farmington	2016
PWS Tank Bottoms	2,4-Dinitrotoluene	180-53843-1	0.13	0.065	mg/L	U	0.13		Salt Lake City	2016
PWS Tank Bottoms	2,4-Dinitrotoluene	180-74608-1	0.13	0.065	mg/L	U	0.13		Salisbury	2018
PWS Tank Bottoms	2,4-Dinitrotoluene	180-32876-1	0.25	0.25	mg/L		0.13		Boise	2014

PWS Tank Bottoms	2,4-Dinitrotoluene	C8E200313001	0.75	0.375	mg/L	U	0.75			Boise	2008
PWS Tank Bottoms	2,4-Dinitrotoluene	C8H250154001	0.59	0.59	mg/L		0.13			Blaine	2008
PWS Tank Bottoms	2,4-Dinitrotoluene	C8H250147001	0.63	0.63	mg/L		0.13			Blaine	2008
PWS Tank Bottoms	2-Butanone (MEK)	180-77050-1	0.2	0.1	mg/L	U	0.2			Boise	2018
PWS Tank Bottoms	2-Butanone (MEK)	180-80926-1	0.2	0.1	mg/L	U	0.2			Farmington	2018
PWS Tank Bottoms	2-Butanone (MEK)	180-82828-1	0.2	0.1	mg/L	U	0.2			Oklahoma City	2018
PWS Tank Bottoms	2-Butanone (MEK)	180-80846-1	0.2	0.1	mg/L	U	0.2			Sacramento	2018
PWS Tank Bottoms	2-Butanone (MEK)	180-77711-1	0.2	0.1	mg/L	U	0.2			Salt Lake City	2018
PWS Tank Bottoms	2-Butanone (MEK)	C8E200313001	0.2	0.1	mg/L	U	0.2			Boise	2008
PWS Tank Bottoms	2-Butanone (MEK)	C8F130326001	0.2	0.1	mg/L	U	0.2			Fargo	2008
PWS Tank Bottoms	2-Butanone (MEK)	C9E130321001	0.2	0.1	mg/L	U	0.2			Chandler	2009
PWS Tank Bottoms	2-Butanone (MEK)	C9K120427001	0.2	0.1	mg/L	U	0.2			Clackamas	2009
PWS Tank Bottoms	2-Butanone (MEK)	C9H040288003	0.2	0.1	mg/L	U	0.2			Wichita	2009
PWS Tank Bottoms	2-Butanone (MEK)	C0H100558001	0.2	0.1	mg/L	U	0.2			Boise	2010
PWS Tank Bottoms	2-Butanone (MEK)	C0D220565001	0.2	0.1	mg/L	U	0.2			Salt Lake City	2010
PWS Tank Bottoms	2-Butanone (MEK)	180-10005-1	0.2	0.1	mg/L	U	0.2			Boise	2012
PWS Tank Bottoms	2-Butanone (MEK)	180-6080-1	0.2	0.1	mg/L	U	0.2			Sioux Falls	2012
PWS Tank Bottoms	2-Butanone (MEK)	180-20714-1	0.2	0.1	mg/L	U	0.2			Salt Lake City	2013
PWS Tank Bottoms	2-Butanone (MEK)	180-23127-1	0.2	0.1	mg/L	U	0.2			Wichita	2013
PWS Tank Bottoms	2-Butanone (MEK)	180-35833-1	0.2	0.1	mg/L	U	0.2			Dodge City	2014
PWS Tank Bottoms	2-Butanone (MEK)	180-51960-1	0.2	0.1	mg/L	U	0.2			Farmington	2015
PWS Tank Bottoms	2-Butanone (MEK)	180-44034-1	0.2	0.1	mg/L	U	0.2			Boise	2015
PWS Tank Bottoms	2-Butanone (MEK)	180-43578-1	0.2	0.1	mg/L	U	0.2			Chandler	2015
PWS Tank Bottoms	2-Butanone (MEK)	180-43573-1	0.2	0.1	mg/L	U	0.2			Salt Lake City	2015
PWS Tank Bottoms	2-Butanone (MEK)	180-52526-1	0.2	0.1	mg/L	U H	0.2			Boise	2016
PWS Tank Bottoms	2-Butanone (MEK)	180-53484-1	0.2	0.1	mg/L	U	0.2			Chandler	2016
PWS Tank Bottoms	2-Butanone (MEK)	180-67590-2	0.2	0.1	mg/L	U	0.2			Boise	2017
PWS Tank Bottoms	2-Butanone (MEK)	180-65572-1	0.2	0.1	mg/L	U	0.2			Chandler	2017
PWS Tank Bottoms	2-Butanone (MEK)	180-65524-1	0.12	0.12	mg/L	J	0.2			Salt Lake City	2017
PWS Tank Bottoms	2-Butanone (MEK)	180-74608-1	0.25	0.125	mg/L	U	0.25			Salisbury	2018
PWS Tank Bottoms	2-Butanone (MEK)	180-10295-1	0.13	0.13	mg/L	J	0.2			Salt Lake City	2012
PWS Tank Bottoms	2-Butanone (MEK)	180-68912-1	0.17	0.17	mg/L	J	0.2			Farmington	2017
PWS Tank Bottoms	2-Butanone (MEK)	180-53880-1	0.19	0.19	mg/L	J	0.2			Omaha	2016
PWS Tank Bottoms	2-Butanone (MEK)	C9H040289003	0.2	0.2	mg/L		0.2			Dodge City	2009
PWS Tank Bottoms	2-Butanone (MEK)	C9E210290002	0.21	0.21	mg/L		0.2			Oklahoma City	2009
PWS Tank Bottoms	2-Butanone (MEK)	C8H200252001	0.23	0.23	mg/L		0.2			Dodge City	2008
PWS Tank Bottoms	2-Butanone (MEK)	C0L080465001	0.27	0.27	mg/L		0.2			Clackamas	2010
PWS Tank Bottoms	2-Butanone (MEK)	C9D230261001	0.37	0.37	mg/L		0.2	35	55	Salt Lake City	2009
PWS Tank Bottoms	2-Butanone (MEK)	180-2462-1	0.38	0.38	mg/L		0.2			Santa Ana	2011
PWS Tank Bottoms	2-Butanone (MEK)	C8D030320001	0.45	0.45	mg/L		0.2			Salt Lake City	2008
PWS Tank Bottoms	2-Butanone (MEK)	180-2334-1	0.45	0.45	mg/L	H	0.2			Boise	2011
PWS Tank Bottoms	2-Butanone (MEK)	180-32306-1	0.45	0.45	mg/L		0.2			Salt Lake City	2014
PWS Tank Bottoms	2-Butanone (MEK)	C9E090111001	0.5	0.5	mg/L		0.2			Boise	2009
PWS Tank Bottoms	2-Butanone (MEK)	180-2452-1	0.71	0.71	mg/L		0.2			Chandler	2011
PWS Tank Bottoms	2-Butanone (MEK)	180-21899-1	1.1	1.1	mg/L		0.2			Tulsa	2013
PWS Tank Bottoms	2-Butanone (MEK)	C9I170278001	1.4	1.4	mg/L		0.2			Santa Ana	2009
PWS Tank Bottoms	2-Butanone (MEK)	C8J030260001	2.4	2.4	mg/L		0.25			Eagan	2008
PWS Tank Bottoms	2-Butanone (MEK)	C8H250147001	2.5	2.5	mg/L		0.25			Blaine	2008
PWS Tank Bottoms	2-Butanone (MEK)	C8H250154001	2.6	2.6	mg/L		0.25			Blaine	2008
PWS Tank Bottoms	2-Butanone (MEK)	180-53843-1	2.6	2.6	mg/L		0.25			Salt Lake City	2016
PWS Tank Bottoms	2-Butanone (MEK)	C8J030263001	3.3	3.3	mg/L		0.25			Eagan	2008
PWS Tank Bottoms	2-Butanone (MEK)	C9F060175001	3.4	3.4	mg/L		0.25			Wichita	2009
PWS Tank Bottoms	2-Butanone (MEK)	C0I090490001	3.5	3.5	mg/L		0.25			Santa Ana	2010

PWS Tank Bottoms	2-Butanone (MEK)	180-56702-1	4	4	mg/L		0.25			Farmington	2016
PWS Tank Bottoms	2-Butanone (MEK)	180-32876-1	5.7	5.7	mg/L		0.25			Boise	2014
PWS Tank Bottoms	2-Butanone (MEK)	180-27070-1	6.1	6.1	mg/L		0.25			Sacramento	2013
PWS Tank Bottoms	2-Butanone (MEK)	180-604-11	8.1	8.1	mg/L	H	0.5			Salt Lake City	2011
PWS Tank Bottoms	2-Butanone (MEK)	C0A200514001	21	21	mg/L		0.5			Sacramento	2010
PWS Tank Bottoms	2-Methylphenol	180-20714-1	0.0039	0.0039	mg/L	J	0.05			Salt Lake City	2013
PWS Tank Bottoms	2-Methylphenol	180-604-13	0.012	0.012	mg/L	J H	0.05			Salt Lake City	2011
PWS Tank Bottoms	2-Methylphenol	C8H200252001	0.05	0.025	mg/L	U	0.05			Dodge City	2008
PWS Tank Bottoms	2-Methylphenol	C8F130326001	0.05	0.025	mg/L	U	0.05			Fargo	2008
PWS Tank Bottoms	2-Methylphenol	C8D030320001	0.05	0.025	mg/L	U	0.05			Salt Lake City	2008
PWS Tank Bottoms	2-Methylphenol	C8H080290001	0.05	0.025	mg/L	U	0.05			Wichita	2008
PWS Tank Bottoms	2-Methylphenol	C9E090111001	0.05	0.025	mg/L	U	0.05			Boise	2009
PWS Tank Bottoms	2-Methylphenol	C9E130321001	0.05	0.025	mg/L	U	0.05			Chandler	2009
PWS Tank Bottoms	2-Methylphenol	C9H040289003	0.05	0.025	mg/L	U	0.05			Dodge City	2009
PWS Tank Bottoms	2-Methylphenol	C9E210290002	0.05	0.025	mg/L	U	0.05			Oklahoma City	2009
PWS Tank Bottoms	2-Methylphenol	C9D230261001	0.05	0.025	mg/L	U	0.05			Salt Lake City	2009
PWS Tank Bottoms	2-Methylphenol	C9H040288003	0.05	0.025	mg/L	U	0.05			Wichita	2009
PWS Tank Bottoms	2-Methylphenol	C0H100558001	0.05	0.025	mg/L	U	0.05			Boise	2010
PWS Tank Bottoms	2-Methylphenol	C0L080465001	0.05	0.025	mg/L	U	0.05			Clackamas	2010
PWS Tank Bottoms	2-Methylphenol	C0D220565001	0.05	0.025	mg/L	U	0.05			Salt Lake City	2010
PWS Tank Bottoms	2-Methylphenol	180-2334-1	0.05	0.025	mg/L	U	0.05			Boise	2011
PWS Tank Bottoms	2-Methylphenol	180-2452-1	0.05	0.025	mg/L	U	0.05			Chandler	2011
PWS Tank Bottoms	2-Methylphenol	180-10005-1	0.05	0.025	mg/L	U	0.05			Boise	2012
PWS Tank Bottoms	2-Methylphenol	180-10295-1	0.05	0.025	mg/L	U	0.05			Salt Lake City	2012
PWS Tank Bottoms	2-Methylphenol	180-6080-1	0.05	0.025	mg/L	U	0.05			Sioux Falls	2012
PWS Tank Bottoms	2-Methylphenol	180-21899-1	0.05	0.025	mg/L	U	0.05			Tulsa	2013
PWS Tank Bottoms	2-Methylphenol	180-23127-1	0.05	0.025	mg/L	U	0.05			Wichita	2013
PWS Tank Bottoms	2-Methylphenol	180-35833-1	0.05	0.025	mg/L	U	0.05			Dodge City	2014
PWS Tank Bottoms	2-Methylphenol	180-32306-1	0.05	0.025	mg/L	U	0.05			Salt Lake City	2014
PWS Tank Bottoms	2-Methylphenol	180-44034-1	0.05	0.025	mg/L	U	0.05			Boise	2015
PWS Tank Bottoms	2-Methylphenol	180-43578-1	0.05	0.025	mg/L	U	0.05			Chandler	2015
PWS Tank Bottoms	2-Methylphenol	180-43573-1	0.05	0.025	mg/L	U	0.05			Salt Lake City	2015
PWS Tank Bottoms	2-Methylphenol	180-52526-1	0.05	0.025	mg/L	U H	0.05			Boise	2016
PWS Tank Bottoms	2-Methylphenol	180-53484-1	0.05	0.025	mg/L	U	0.05			Chandler	2016
PWS Tank Bottoms	2-Methylphenol	180-53880-1	0.05	0.025	mg/L	U	0.05			Omaha	2016
PWS Tank Bottoms	2-Methylphenol	180-67590-2	0.05	0.025	mg/L	U	0.05			Boise	2017
PWS Tank Bottoms	2-Methylphenol	180-65572-1	0.05	0.025	mg/L	U	0.05	32	51	Chandler	2017
PWS Tank Bottoms	2-Methylphenol	180-68912-1	0.05	0.025	mg/L	U	0.05			Farmington	2017
PWS Tank Bottoms	2-Methylphenol	180-65524-1	0.05	0.025	mg/L	U	0.05			Salt Lake City	2017
PWS Tank Bottoms	2-Methylphenol	180-77050-1	0.05	0.025	mg/L	U	0.05			Boise	2018
PWS Tank Bottoms	2-Methylphenol	180-80926-1	0.05	0.025	mg/L	U	0.05			Farmington	2018
PWS Tank Bottoms	2-Methylphenol	180-82828-1	0.05	0.025	mg/L	U	0.05			Oklahoma City	2018
PWS Tank Bottoms	2-Methylphenol	180-80846-1	0.05	0.025	mg/L	U	0.05			Sacramento	2018
PWS Tank Bottoms	2-Methylphenol	180-77711-1	0.05	0.025	mg/L	U	0.05			Salt Lake City	2018
PWS Tank Bottoms	2-Methylphenol	C8J030260001	0.1	0.05	mg/L	U	0.1			Eagan	2008
PWS Tank Bottoms	2-Methylphenol	C8J030263001	0.1	0.05	mg/L	U	0.1			Eagan	2008
PWS Tank Bottoms	2-Methylphenol	C9K120427001	0.1	0.05	mg/L	U	0.1			Clackamas	2009
PWS Tank Bottoms	2-Methylphenol	C9F060175001	0.1	0.05	mg/L	U	0.1			Wichita	2009
PWS Tank Bottoms	2-Methylphenol	C8E200313001	0.75	0.375	mg/L	U	0.75			Boise	2008
PWS Tank Bottoms	2-Methylphenol	C8H250147001	1	0.5	mg/L	U	1			Blaine	2008
PWS Tank Bottoms	2-Methylphenol	C8H250154001	1	0.5	mg/L	U	1			Blaine	2008
PWS Tank Bottoms	2-Methylphenol	180-32876-1	1	0.5	mg/L	U	1			Boise	2014
PWS Tank Bottoms	2-Methylphenol	180-51960-2	1	0.5	mg/L	U	1			Farmington	2015

PWS Tank Bottoms	2-Methylphenol	180-56702-1	1	0.5	mg/L	U	1			Farmington	2016
PWS Tank Bottoms	2-Methylphenol	180-53843-1	1	0.5	mg/L	U	1			Salt Lake City	2016
PWS Tank Bottoms	2-Methylphenol	180-74608-1	1	0.5	mg/L	U	1			Salisbury	2018
PWS Tank Bottoms	Arsenic	180-23127-1	0.003	0.003	mg/L	J	0.05			Wichita	2013
PWS Tank Bottoms	Arsenic	180-2452-1	0.0071	0.0071	mg/L	J	0.05			Chandler	2011
PWS Tank Bottoms	Arsenic	180-10005-1	0.0086	0.0086	mg/L	J	0.05			Boise	2012
PWS Tank Bottoms	Arsenic	180-20714-1	0.0087	0.0087	mg/L	J	0.05			Salt Lake City	2013
PWS Tank Bottoms	Arsenic	180-21899-1	0.0094	0.0094	mg/L	J	0.05			Tulsa	2013
PWS Tank Bottoms	Arsenic	180-2462-1	0.01	0.01	mg/L	J	0.05			Santa Ana	2011
PWS Tank Bottoms	Arsenic	180-604-13	0.024	0.024	mg/L	J	0.05			Salt Lake City	2011
PWS Tank Bottoms	Arsenic	C9E090111001	0.05	0.025	mg/L	U	0.05			Boise	2009
PWS Tank Bottoms	Arsenic	C9E130321001	0.05	0.025	mg/L	U	0.05			Chandler	2009
PWS Tank Bottoms	Arsenic	C9K120427001	0.05	0.025	mg/L	U	0.05			Clackamas	2009
PWS Tank Bottoms	Arsenic	C9H040289003	0.05	0.025	mg/L	U	0.05			Dodge City	2009
PWS Tank Bottoms	Arsenic	C9E210290002	0.05	0.025	mg/L	U	0.05			Oklahoma City	2009
PWS Tank Bottoms	Arsenic	C9D230261001	0.05	0.025	mg/L	U	0.05			Salt Lake City	2009
PWS Tank Bottoms	Arsenic	C9I170278001	0.05	0.025	mg/L	U	0.05			Santa Ana	2009
PWS Tank Bottoms	Arsenic	C9H040288003	0.05	0.025	mg/L	U	0.05			Wichita	2009
PWS Tank Bottoms	Arsenic	C0H100558001	0.05	0.025	mg/L	U	0.05			Boise	2010
PWS Tank Bottoms	Arsenic	C0L080465001	0.05	0.025	mg/L	U	0.05			Clackamas	2010
PWS Tank Bottoms	Arsenic	C0D220565001	0.05	0.025	mg/L	U	0.05			Salt Lake City	2010
PWS Tank Bottoms	Arsenic	180-51960-1	0.1	0.05	mg/L	U	0.1			Farmington	2015
PWS Tank Bottoms	Arsenic	180-67590-2	0.05	0.05	mg/L	J	0.5			Boise	2017
PWS Tank Bottoms	Arsenic	180-44034-1	0.059	0.059	mg/L	J	0.5			Boise	2015
PWS Tank Bottoms	Arsenic	180-77711-1	0.076	0.076	mg/L	J	0.5			Salt Lake City	2018
PWS Tank Bottoms	Arsenic	180-2334-1	0.25	0.125	mg/L	U	0.25			Boise	2011
PWS Tank Bottoms	Arsenic	180-10295-1	0.25	0.125	mg/L	U	0.25			Salt Lake City	2012
PWS Tank Bottoms	Arsenic	180-6080-1	0.25	0.125	mg/L	U	0.25			Sioux Falls	2012
PWS Tank Bottoms	Arsenic	C8E200313001	0.5	0.25	mg/L	U	0.5			Boise	2008
PWS Tank Bottoms	Arsenic	C8H200252001	0.5	0.25	mg/L	U	0.5			Dodge City	2008
PWS Tank Bottoms	Arsenic	C8F130326001	0.5	0.25	mg/L	U	0.5			Fargo	2008
PWS Tank Bottoms	Arsenic	C8D030320001	0.5	0.25	mg/L	U	0.5			Salt Lake City	2008
PWS Tank Bottoms	Arsenic	C8H080290001	0.5	0.25	mg/L	U	0.5			Wichita	2008
PWS Tank Bottoms	Arsenic	180-35833-1	0.5	0.25	mg/L	U	0.5			Dodge City	2014
PWS Tank Bottoms	Arsenic	180-32306-1	0.5	0.25	mg/L	U	0.5			Salt Lake City	2014
PWS Tank Bottoms	Arsenic	180-43578-1	0.5	0.25	mg/L	U	0.5			Chandler	2015
PWS Tank Bottoms	Arsenic	180-43573-1	0.5	0.25	mg/L	U	0.5			Salt Lake City	2015
PWS Tank Bottoms	Arsenic	180-52526-1	0.5	0.25	mg/L	U	0.5	35	56	Boise	2016
PWS Tank Bottoms	Arsenic	180-53484-1	0.5	0.25	mg/L	U	0.5			Chandler	2016
PWS Tank Bottoms	Arsenic	180-53880-1	0.5	0.25	mg/L	U	0.5			Omaha	2016
PWS Tank Bottoms	Arsenic	180-65572-1	0.5	0.25	mg/L	U	0.5			Chandler	2017
PWS Tank Bottoms	Arsenic	180-68912-1	0.5	0.25	mg/L	U	0.5			Farmington	2017
PWS Tank Bottoms	Arsenic	180-65524-1	0.5	0.25	mg/L	U	0.5			Salt Lake City	2017
PWS Tank Bottoms	Arsenic	180-77050-1	0.5	0.25	mg/L	U	0.5			Boise	2018
PWS Tank Bottoms	Arsenic	180-80926-1	0.5	0.25	mg/L	U	0.5			Farmington	2018
PWS Tank Bottoms	Arsenic	180-82828-1	0.5	0.25	mg/L	U	0.5			Oklahoma City	2018
PWS Tank Bottoms	Arsenic	180-80846-1	0.5	0.25	mg/L	U	0.5			Sacramento	2018
PWS Tank Bottoms	Arsenic	C8H250147001	1	0.5	mg/L	U	1			Blaine	2008
PWS Tank Bottoms	Arsenic	C8H250154001	1	0.5	mg/L	U	1			Blaine	2008
PWS Tank Bottoms	Arsenic	C8J030260001	1	0.5	mg/L	U	1			Eagan	2008
PWS Tank Bottoms	Arsenic	C8J030263001	1	0.5	mg/L	U	1			Eagan	2008
PWS Tank Bottoms	Arsenic	C9F060175001	1	0.5	mg/L	U	1			Wichita	2009
PWS Tank Bottoms	Arsenic	C0A200514001	1	0.5	mg/L	U	1			Sacramento	2010

PWS Tank Bottoms	Arsenic	C0I090490001	1	0.5	mg/L	U	1			Santa Ana	2010
PWS Tank Bottoms	Arsenic	180-27070-1	1	0.5	mg/L	U	1			Sacramento	2013
PWS Tank Bottoms	Arsenic	180-32876-1	1	0.5	mg/L	U	1			Boise	2014
PWS Tank Bottoms	Arsenic	180-56702-1	1	0.5	mg/L	U	1			Farmington	2016
PWS Tank Bottoms	Arsenic	180-53843-1	1	0.5	mg/L	U	1			Salt Lake City	2016
PWS Tank Bottoms	Arsenic	180-74608-1	1	0.5	mg/L	U	1			Salisbury	2018
PWS Tank Bottoms	Barium	180-74608-1	0.18	0.18	mg/L	J	20			Salisbury	2018
PWS Tank Bottoms	Barium	180-2334-1	0.44	0.44	mg/L	J	1			Boise	2011
PWS Tank Bottoms	Barium	180-23127-1	0.49	0.49	mg/L		0.2			Wichita	2013
PWS Tank Bottoms	Barium	180-10005-1	0.5	0.5	mg/L	B	0.2			Boise	2012
PWS Tank Bottoms	Barium	180-82828-1	0.5	0.5	mg/L	J	2			Oklahoma City	2018
PWS Tank Bottoms	Barium	C9E130321001	0.58	0.58	mg/L		0.2			Chandler	2009
PWS Tank Bottoms	Barium	C9I170278001	0.59	0.59	mg/L		0.2			Santa Ana	2009
PWS Tank Bottoms	Barium	180-20714-1	0.59	0.59	mg/L	B	0.2			Salt Lake City	2013
PWS Tank Bottoms	Barium	180-65572-1	0.59	0.59	mg/L	J	2			Chandler	2017
PWS Tank Bottoms	Barium	180-43573-1	0.62	0.62	mg/L	J B	2			Salt Lake City	2015
PWS Tank Bottoms	Barium	180-604-13	0.63	0.63	mg/L		0.2			Salt Lake City	2011
PWS Tank Bottoms	Barium	180-32306-1	0.63	0.63	mg/L	J B	2			Salt Lake City	2014
PWS Tank Bottoms	Barium	180-43578-1	0.67	0.67	mg/L	J B	2			Chandler	2015
PWS Tank Bottoms	Barium	180-10295-1	0.68	0.68	mg/L	J	1			Salt Lake City	2012
PWS Tank Bottoms	Barium	180-65524-1	0.69	0.69	mg/L	J	2			Salt Lake City	2017
PWS Tank Bottoms	Barium	C9E090111001	0.71	0.71	mg/L		0.2			Boise	2009
PWS Tank Bottoms	Barium	180-80846-1	0.71	0.71	mg/L	J B	2			Sacramento	2018
PWS Tank Bottoms	Barium	180-53484-1	0.77	0.77	mg/L	J B	2			Chandler	2016
PWS Tank Bottoms	Barium	180-27070-1	0.78	0.78	mg/L	J B	20			Sacramento	2013
PWS Tank Bottoms	Barium	C0D220565001	0.79	0.79	mg/L		0.2			Salt Lake City	2010
PWS Tank Bottoms	Barium	C9H040289003	0.83	0.83	mg/L		0.2			Dodge City	2009
PWS Tank Bottoms	Barium	180-2452-1	0.83	0.83	mg/L	B	0.2			Chandler	2011
PWS Tank Bottoms	Barium	180-2462-1	0.85	0.85	mg/L	B	0.2			Santa Ana	2011
PWS Tank Bottoms	Barium	180-21899-1	0.85	0.85	mg/L	B	0.2			Tulsa	2013
PWS Tank Bottoms	Barium	180-77050-1	0.93	0.93	mg/L	J	2			Boise	2018
PWS Tank Bottoms	Barium	180-77711-1	0.93	0.93	mg/L	J	2			Salt Lake City	2018
PWS Tank Bottoms	Barium	180-68912-1	0.96	0.96	mg/L	J	2			Farmington	2017
PWS Tank Bottoms	Barium	180-44034-1	0.97	0.97	mg/L	J	2			Boise	2015
PWS Tank Bottoms	Barium	C9K120427001	1	1	mg/L		0.2			Clackamas	2009
PWS Tank Bottoms	Barium	180-6080-1	1	1	mg/L		1			Sioux Falls	2012
PWS Tank Bottoms	Barium	180-51960-1	2	1	mg/L	U	2			Farmington	2015
PWS Tank Bottoms	Barium	C9E210290002	1.1	1.1	mg/L		0.2			Oklahoma City	2009
PWS Tank Bottoms	Barium	C9D230261001	1.1	1.1	mg/L		0.2			Salt Lake City	2009
PWS Tank Bottoms	Barium	C0L080465001	1.1	1.1	mg/L		0.2			Clackamas	2010
PWS Tank Bottoms	Barium	180-35833-1	1.1	1.1	mg/L	J B	2	35	56	Dodge City	2014
PWS Tank Bottoms	Barium	180-52526-1	1.1	1.1	mg/L	J B	2			Boise	2016
PWS Tank Bottoms	Barium	180-53880-1	1.1	1.1	mg/L	J B	2			Omaha	2016
PWS Tank Bottoms	Barium	180-80926-1	1.1	1.1	mg/L	J	2			Farmington	2018
PWS Tank Bottoms	Barium	180-67590-2	1.3	1.3	mg/L	J	2			Boise	2017
PWS Tank Bottoms	Barium	C0H100558001	1.4	1.4	mg/L		0.2			Boise	2010
PWS Tank Bottoms	Barium	C9H040288003	1.6	1.6	mg/L		0.2			Wichita	2009
PWS Tank Bottoms	Barium	180-53843-1	1.7	1.7	mg/L	J	20			Salt Lake City	2016
PWS Tank Bottoms	Barium	180-32876-1	2	2	mg/L	J	20			Boise	2014
PWS Tank Bottoms	Barium	C8E200313001	10	5	mg/L	U	10			Boise	2008
PWS Tank Bottoms	Barium	C8H200252001	10	5	mg/L	U	10			Dodge City	2008
PWS Tank Bottoms	Barium	C8F130326001	10	5	mg/L	U	10			Fargo	2008
PWS Tank Bottoms	Barium	C8D030320001	10	5	mg/L	U	10			Salt Lake City	2008

PWS Tank Bottoms	Barium	C8H080290001	10	5	mg/L	U	10			Wichita	2008
PWS Tank Bottoms	Barium	C8H250147001	20	10	mg/L	U	20			Blaine	2008
PWS Tank Bottoms	Barium	C8H250154001	20	10	mg/L	U	20			Blaine	2008
PWS Tank Bottoms	Barium	C8J030260001	20	10	mg/L	U	20			Eagan	2008
PWS Tank Bottoms	Barium	C8J030263001	20	10	mg/L	U	20			Eagan	2008
PWS Tank Bottoms	Barium	C9F060175001	20	10	mg/L	U	20			Wichita	2009
PWS Tank Bottoms	Barium	C0A200514001	20	10	mg/L	U	20			Sacramento	2010
PWS Tank Bottoms	Barium	C0I090490001	20	10	mg/L	U	20			Santa Ana	2010
PWS Tank Bottoms	Barium	180-56702-1	20	10	mg/L	U	20			Farmington	2016
PWS Tank Bottoms	Benzene	C8E200313001	0.2	0.1	mg/L	U	0.2			Boise	2008
PWS Tank Bottoms	Benzene	C8H200252001	0.2	0.1	mg/L	U	0.2			Dodge City	2008
PWS Tank Bottoms	Benzene	C8F130326001	0.2	0.1	mg/L	U	0.2			Fargo	2008
PWS Tank Bottoms	Benzene	C8D030320001	0.2	0.1	mg/L	U	0.2			Salt Lake City	2008
PWS Tank Bottoms	Benzene	C8H080290001	0.2	0.1	mg/L	U	0.2			Wichita	2008
PWS Tank Bottoms	Benzene	C9E090111001	0.2	0.1	mg/L	U	0.2			Boise	2009
PWS Tank Bottoms	Benzene	C9E130321001	0.2	0.1	mg/L	U	0.2			Chandler	2009
PWS Tank Bottoms	Benzene	C9K120427001	0.2	0.1	mg/L	U	0.2			Clackamas	2009
PWS Tank Bottoms	Benzene	C9H040289003	0.2	0.1	mg/L	U	0.2			Dodge City	2009
PWS Tank Bottoms	Benzene	C9E210290002	0.2	0.1	mg/L	U	0.2			Oklahoma City	2009
PWS Tank Bottoms	Benzene	C9D230261001	0.2	0.1	mg/L	U	0.2			Salt Lake City	2009
PWS Tank Bottoms	Benzene	C9I170278001	0.2	0.1	mg/L	U	0.2			Santa Ana	2009
PWS Tank Bottoms	Benzene	C9H040288003	0.2	0.1	mg/L	U	0.2			Wichita	2009
PWS Tank Bottoms	Benzene	C0H100558001	0.2	0.1	mg/L	U	0.2			Boise	2010
PWS Tank Bottoms	Benzene	C0L080465001	0.2	0.1	mg/L	U	0.2			Clackamas	2010
PWS Tank Bottoms	Benzene	C0D220565001	0.2	0.1	mg/L	U	0.2			Salt Lake City	2010
PWS Tank Bottoms	Benzene	180-2334-1	0.2	0.1	mg/L	U	0.2			Boise	2011
PWS Tank Bottoms	Benzene	180-2452-1	0.2	0.1	mg/L	U	0.2			Chandler	2011
PWS Tank Bottoms	Benzene	180-2462-1	0.2	0.1	mg/L	U	0.2			Santa Ana	2011
PWS Tank Bottoms	Benzene	180-10005-1	0.2	0.1	mg/L	U	0.2			Boise	2012
PWS Tank Bottoms	Benzene	180-10295-1	0.2	0.1	mg/L	U	0.2			Salt Lake City	2012
PWS Tank Bottoms	Benzene	180-6080-1	0.2	0.1	mg/L	U	0.2			Sioux Falls	2012
PWS Tank Bottoms	Benzene	180-20714-1	0.2	0.1	mg/L	U	0.2			Salt Lake City	2013
PWS Tank Bottoms	Benzene	180-21899-1	0.2	0.1	mg/L	U	0.2			Tulsa	2013
PWS Tank Bottoms	Benzene	180-23127-1	0.2	0.1	mg/L	U	0.2			Wichita	2013
PWS Tank Bottoms	Benzene	180-35833-1	0.2	0.1	mg/L	U	0.2			Dodge City	2014
PWS Tank Bottoms	Benzene	180-32306-1	0.2	0.1	mg/L	U	0.2			Salt Lake City	2014
PWS Tank Bottoms	Benzene	180-44034-1	0.2	0.1	mg/L	U	0.2			Boise	2015
PWS Tank Bottoms	Benzene	180-43578-1	0.2	0.1	mg/L	U	0.2			Chandler	2015
PWS Tank Bottoms	Benzene	180-43573-1	0.2	0.1	mg/L	U	0.2			Salt Lake City	2015
PWS Tank Bottoms	Benzene	180-51960-1	0.2	0.1	mg/L	U	0.2			Farmington	2015
PWS Tank Bottoms	Benzene	180-52526-1	0.2	0.1	mg/L	U H	0.2			Boise	2016
PWS Tank Bottoms	Benzene	180-53484-1	0.2	0.1	mg/L	U	0.2			Chandler	2016
PWS Tank Bottoms	Benzene	180-53880-1	0.2	0.1	mg/L	U	0.2			Omaha	2016
PWS Tank Bottoms	Benzene	180-67590-2	0.2	0.1	mg/L	U	0.2	35	56	Boise	2017
PWS Tank Bottoms	Benzene	180-65572-1	0.2	0.1	mg/L	U	0.2			Chandler	2017
PWS Tank Bottoms	Benzene	180-68912-1	0.2	0.1	mg/L	U	0.2			Farmington	2017
PWS Tank Bottoms	Benzene	180-65524-1	0.2	0.1	mg/L	U	0.2			Salt Lake City	2017
PWS Tank Bottoms	Benzene	180-77050-1	0.2	0.1	mg/L	U	0.2			Boise	2018
PWS Tank Bottoms	Benzene	180-80926-1	0.2	0.1	mg/L	U	0.2			Farmington	2018
PWS Tank Bottoms	Benzene	180-82828-1	0.2	0.1	mg/L	U	0.2			Oklahoma City	2018
PWS Tank Bottoms	Benzene	180-80846-1	0.2	0.1	mg/L	U	0.2			Sacramento	2018
PWS Tank Bottoms	Benzene	180-77711-1	0.2	0.1	mg/L	U	0.2			Salt Lake City	2018
PWS Tank Bottoms	Benzene	180-56702-1	0.25	0.125	mg/L	U	0.25			Farmington	2016

PWS Tank Bottoms	Benzene	180-604-11	0.5	0.25	mg/L	U	0.5			Salt Lake City	2011
PWS Tank Bottoms	Benzene	180-74608-1	0.86	0.86	mg/L		0.25			Salisbury	2018
PWS Tank Bottoms	Benzene	180-32876-1	1.4	1.4	mg/L		0.25			Boise	2014
PWS Tank Bottoms	Benzene	C8H250147001	1.6	1.6	mg/L		0.25			Blaine	2008
PWS Tank Bottoms	Benzene	C8H250154001	1.7	1.7	mg/L		0.25			Blaine	2008
PWS Tank Bottoms	Benzene	C8J030263001	2	2	mg/L		0.25			Eagan	2008
PWS Tank Bottoms	Benzene	C9F060175001	2.3	2.3	mg/L		0.25			Wichita	2009
PWS Tank Bottoms	Benzene	C8J030260001	2.5	2.5	mg/L		0.25			Eagan	2008
PWS Tank Bottoms	Benzene	C0A200514001	3.1	3.1	mg/L		0.5			Sacramento	2010
PWS Tank Bottoms	Benzene	180-53843-1	3.7	3.7	mg/L		0.25			Salt Lake City	2016
PWS Tank Bottoms	Benzene	180-27070-1	4.1	4.1	mg/L		0.25			Sacramento	2013
PWS Tank Bottoms	Benzene	C0I090490001	9.9	9.9	mg/L		0.25			Santa Ana	2010
PWS Tank Bottoms	Bulk Density	180-82828-1	0.8	0.8	g/cc		0.01			Oklahoma City	2018
PWS Tank Bottoms	Bulk Density	180-77711-1	1.1	1.1	g/cc		0.01			Salt Lake City	2018
PWS Tank Bottoms	Bulk Density	180-77050-1	1.2	1.2	g/cc		0.01			Boise	2018
PWS Tank Bottoms	Cadmium	180-82828-1	0.017	0.017	mg/L	J	0.5			Oklahoma City	2018
PWS Tank Bottoms	Cadmium	180-56702-1	0.022	0.022	mg/L	J B	0.5			Farmington	2016
PWS Tank Bottoms	Cadmium	180-51960-1	0.05	0.025	mg/L	U	0.05			Farmington	2015
PWS Tank Bottoms	Cadmium	180-74608-1	0.038	0.038	mg/L	J	0.5			Salisbury	2018
PWS Tank Bottoms	Cadmium	C0H100558001	0.1	0.05	mg/L	U	0.1			Boise	2010
PWS Tank Bottoms	Cadmium	180-35833-1	0.091	0.091	mg/L	J	0.5			Dodge City	2014
PWS Tank Bottoms	Cadmium	180-68912-1	0.096	0.096	mg/L	J B	0.5			Farmington	2017
PWS Tank Bottoms	Cadmium	180-6080-1	0.11	0.11	mg/L	J	0.25			Sioux Falls	2012
PWS Tank Bottoms	Cadmium	180-20714-1	0.11	0.11	mg/L		0.05			Salt Lake City	2013
PWS Tank Bottoms	Cadmium	180-53843-1	0.18	0.18	mg/L	J	0.5			Salt Lake City	2016
PWS Tank Bottoms	Cadmium	C8F130326001	0.21	0.21	mg/L		0.1			Fargo	2008
PWS Tank Bottoms	Cadmium	C9H040288003	0.23	0.23	mg/L		0.05			Wichita	2009
PWS Tank Bottoms	Cadmium	180-2334-1	0.23	0.23	mg/L	J	0.25			Boise	2011
PWS Tank Bottoms	Cadmium	180-10005-1	0.23	0.23	mg/L		0.05			Boise	2012
PWS Tank Bottoms	Cadmium	C8H250147001	0.5	0.25	mg/L	U	0.5			Blaine	2008
PWS Tank Bottoms	Cadmium	C8H250154001	0.5	0.25	mg/L	U	0.5			Blaine	2008
PWS Tank Bottoms	Cadmium	C8J030260001	0.5	0.25	mg/L	U	0.5			Eagan	2008
PWS Tank Bottoms	Cadmium	C8J030263001	0.5	0.25	mg/L	U	0.5			Eagan	2008
PWS Tank Bottoms	Cadmium	C9F060175001	0.5	0.25	mg/L	U	0.5			Wichita	2009
PWS Tank Bottoms	Cadmium	180-32876-1	0.25	0.25	mg/L	J	0.5			Boise	2014
PWS Tank Bottoms	Cadmium	180-80926-1	0.27	0.27	mg/L	J	0.5			Farmington	2018
PWS Tank Bottoms	Cadmium	C8H200252001	0.28	0.28	mg/L		0.1			Dodge City	2008
PWS Tank Bottoms	Cadmium	C8H080290001	0.28	0.28	mg/L		0.1			Wichita	2008
PWS Tank Bottoms	Cadmium	C8E200313001	0.35	0.35	mg/L		0.1			Boise	2008
PWS Tank Bottoms	Cadmium	180-27070-1	0.35	0.35	mg/L	J	0.5			Sacramento	2013
PWS Tank Bottoms	Cadmium	180-21899-1	0.39	0.39	mg/L		0.05			Tulsa	2013
PWS Tank Bottoms	Cadmium	C9E130321001	0.41	0.41	mg/L		0.05			Chandler	2009
PWS Tank Bottoms	Cadmium	180-52526-1	0.41	0.41	mg/L	J	0.5			Boise	2016
PWS Tank Bottoms	Cadmium	C9E090111001	0.45	0.45	mg/L		0.05			Boise	2009
PWS Tank Bottoms	Cadmium	180-77050-1	0.49	0.49	mg/L	J	0.5			Boise	2018
PWS Tank Bottoms	Cadmium	180-32306-1	0.53	0.53	mg/L		0.5			Salt Lake City	2014
PWS Tank Bottoms	Cadmium	180-43573-1	0.54	0.54	mg/L		0.5			Salt Lake City	2015
PWS Tank Bottoms	Cadmium	180-53484-1	0.55	0.55	mg/L		0.5			Chandler	2016
PWS Tank Bottoms	Cadmium	180-44034-1	0.56	0.56	mg/L		0.5			Boise	2015
PWS Tank Bottoms	Cadmium	180-67590-2	0.56	0.56	mg/L		0.5	35	56	Boise	2017
PWS Tank Bottoms	Cadmium	C0L080465001	0.65	0.65	mg/L		0.05			Clackamas	2010
PWS Tank Bottoms	Cadmium	180-10295-1	0.66	0.66	mg/L		0.25			Salt Lake City	2012
PWS Tank Bottoms	Cadmium	180-65572-1	0.67	0.67	mg/L		0.5			Chandler	2017

PWS Tank Bottoms	Cadmium	C8D030320001	0.69	0.69	mg/L		0.1			Salt Lake City	2008
PWS Tank Bottoms	Cadmium	180-53880-1	0.76	0.76	mg/L		0.5			Omaha	2016
PWS Tank Bottoms	Cadmium	C9K120427001	0.84	0.84	mg/L		0.05			Clackamas	2009
PWS Tank Bottoms	Cadmium	C9D230261001	0.84	0.84	mg/L		0.05			Salt Lake City	2009
PWS Tank Bottoms	Cadmium	C9E210290002	0.95	0.95	mg/L		0.05			Oklahoma City	2009
PWS Tank Bottoms	Cadmium	180-2452-1	0.95	0.95	mg/L	B	0.05			Chandler	2011
PWS Tank Bottoms	Cadmium	C0A200514001	1	1	mg/L		0.5			Sacramento	2010
PWS Tank Bottoms	Cadmium	C9I170278001	1.1	1.1	mg/L		0.05			Santa Ana	2009
PWS Tank Bottoms	Cadmium	C0I090490001	1.1	1.1	mg/L		0.5			Santa Ana	2010
PWS Tank Bottoms	Cadmium	180-43578-1	1.1	1.1	mg/L		0.5			Chandler	2015
PWS Tank Bottoms	Cadmium	C9H040289003	1.3	1.3	mg/L		0.05			Dodge City	2009
PWS Tank Bottoms	Cadmium	180-65524-1	1.3	1.3	mg/L		0.5			Salt Lake City	2017
PWS Tank Bottoms	Cadmium	180-23127-1	1.4	1.4	mg/L		0.05			Wichita	2013
PWS Tank Bottoms	Cadmium	180-77711-1	1.4	1.4	mg/L	F1	0.5			Salt Lake City	2018
PWS Tank Bottoms	Cadmium	180-604-13	1.5	1.5	mg/L		0.05			Salt Lake City	2011
PWS Tank Bottoms	Cadmium	C0D220565001	1.8	1.8	mg/L		0.05			Salt Lake City	2010
PWS Tank Bottoms	Cadmium	180-2462-1	2.1	2.1	mg/L		0.05			Santa Ana	2011
PWS Tank Bottoms	Cadmium	180-80846-1	2.2	2.2	mg/L		0.5			Sacramento	2018
PWS Tank Bottoms	Carbon Tetrachloride	C8E200313001	0.2	0.1	mg/L	U	0.2			Boise	2008
PWS Tank Bottoms	Carbon Tetrachloride	C8H200252001	0.2	0.1	mg/L	U	0.2			Dodge City	2008
PWS Tank Bottoms	Carbon Tetrachloride	C8F130326001	0.2	0.1	mg/L	U	0.2			Fargo	2008
PWS Tank Bottoms	Carbon Tetrachloride	C8D030320001	0.2	0.1	mg/L	U	0.2			Salt Lake City	2008
PWS Tank Bottoms	Carbon Tetrachloride	C8H080290001	0.2	0.1	mg/L	U	0.2			Wichita	2008
PWS Tank Bottoms	Carbon Tetrachloride	C9E090111001	0.2	0.1	mg/L	U	0.2			Boise	2009
PWS Tank Bottoms	Carbon Tetrachloride	C9E130321001	0.2	0.1	mg/L	U	0.2			Chandler	2009
PWS Tank Bottoms	Carbon Tetrachloride	C9K120427001	0.2	0.1	mg/L	U	0.2			Clackamas	2009
PWS Tank Bottoms	Carbon Tetrachloride	C9H040289003	0.2	0.1	mg/L	U	0.2			Dodge City	2009
PWS Tank Bottoms	Carbon Tetrachloride	C9E210290002	0.2	0.1	mg/L	U	0.2			Oklahoma City	2009
PWS Tank Bottoms	Carbon Tetrachloride	C9D230261001	0.2	0.1	mg/L	U	0.2			Salt Lake City	2009
PWS Tank Bottoms	Carbon Tetrachloride	C9I170278001	0.2	0.1	mg/L	U	0.2			Santa Ana	2009
PWS Tank Bottoms	Carbon Tetrachloride	C9H040288003	0.2	0.1	mg/L	U	0.2			Wichita	2009
PWS Tank Bottoms	Carbon Tetrachloride	C0H100558001	0.2	0.1	mg/L	U	0.2			Boise	2010
PWS Tank Bottoms	Carbon Tetrachloride	C0L080465001	0.2	0.1	mg/L	U	0.2			Clackamas	2010
PWS Tank Bottoms	Carbon Tetrachloride	C0D220565001	0.2	0.1	mg/L	U	0.2			Salt Lake City	2010
PWS Tank Bottoms	Carbon Tetrachloride	180-2334-1	0.2	0.1	mg/L	U	0.2			Boise	2011
PWS Tank Bottoms	Carbon Tetrachloride	180-2452-1	0.2	0.1	mg/L	U	0.2			Chandler	2011
PWS Tank Bottoms	Carbon Tetrachloride	180-2462-1	0.2	0.1	mg/L	U	0.2			Santa Ana	2011
PWS Tank Bottoms	Carbon Tetrachloride	180-10005-1	0.2	0.1	mg/L	U	0.2			Boise	2012
PWS Tank Bottoms	Carbon Tetrachloride	180-10295-1	0.2	0.1	mg/L	U	0.2			Salt Lake City	2012
PWS Tank Bottoms	Carbon Tetrachloride	180-6080-1	0.2	0.1	mg/L	U	0.2			Sioux Falls	2012
PWS Tank Bottoms	Carbon Tetrachloride	180-20714-1	0.2	0.1	mg/L	U	0.2			Salt Lake City	2013
PWS Tank Bottoms	Carbon Tetrachloride	180-21899-1	0.2	0.1	mg/L	U	0.2			Tulsa	2013
PWS Tank Bottoms	Carbon Tetrachloride	180-23127-1	0.2	0.1	mg/L	U	0.2			Wichita	2013
PWS Tank Bottoms	Carbon Tetrachloride	180-35833-1	0.2	0.1	mg/L	U	0.2			Dodge City	2014
PWS Tank Bottoms	Carbon Tetrachloride	180-32306-1	0.2	0.1	mg/L	U	0.2			Salt Lake City	2014
PWS Tank Bottoms	Carbon Tetrachloride	180-44034-1	0.2	0.1	mg/L	U	0.2			Boise	2015
PWS Tank Bottoms	Carbon Tetrachloride	180-43578-1	0.2	0.1	mg/L	U	0.2			Chandler	2015
PWS Tank Bottoms	Carbon Tetrachloride	180-43573-1	0.2	0.1	mg/L	U	0.2			Salt Lake City	2015
PWS Tank Bottoms	Carbon Tetrachloride	180-51960-1	0.2	0.1	mg/L	U	0.2			Farmington	2015
PWS Tank Bottoms	Carbon Tetrachloride	180-52526-1	0.2	0.1	mg/L	U H	0.2			Boise	2016
PWS Tank Bottoms	Carbon Tetrachloride	180-53484-1	0.2	0.1	mg/L	U	0.2			Chandler	2016
PWS Tank Bottoms	Carbon Tetrachloride	180-53880-1	0.2	0.1	mg/L	U	0.2			Omaha	2016
PWS Tank Bottoms	Carbon tetrachloride	180-67590-2	0.2	0.1	mg/L	U	0.2	35	56	Boise	2017

PWS Tank Bottoms	Carbon tetrachloride	180-65572-1	0.2	0.1	mg/L	U	0.2	Chandler	2017
PWS Tank Bottoms	Carbon tetrachloride	180-68912-1	0.2	0.1	mg/L	U	0.2	Farmington	2017
PWS Tank Bottoms	Carbon tetrachloride	180-65524-1	0.2	0.1	mg/L	U	0.2	Salt Lake City	2017
PWS Tank Bottoms	Carbon tetrachloride	180-77050-1	0.2	0.1	mg/L	U	0.2	Boise	2018
PWS Tank Bottoms	Carbon tetrachloride	180-80926-1	0.2	0.1	mg/L	U	0.2	Farmington	2018
PWS Tank Bottoms	Carbon tetrachloride	180-82828-1	0.2	0.1	mg/L	U	0.2	Oklahoma City	2018
PWS Tank Bottoms	Carbon tetrachloride	180-80846-1	0.2	0.1	mg/L	U	0.2	Sacramento	2018
PWS Tank Bottoms	Carbon tetrachloride	180-77711-1	0.2	0.1	mg/L	U	0.2	Salt Lake City	2018
PWS Tank Bottoms	Carbon Tetrachloride	C8H250147001	0.25	0.125	mg/L	U	0.25	Blaine	2008
PWS Tank Bottoms	Carbon Tetrachloride	C8H250154001	0.25	0.125	mg/L	U	0.25	Blaine	2008
PWS Tank Bottoms	Carbon Tetrachloride	C8J030260001	0.25	0.125	mg/L	U	0.25	Eagan	2008
PWS Tank Bottoms	Carbon Tetrachloride	C8J030263001	0.25	0.125	mg/L	U	0.25	Eagan	2008
PWS Tank Bottoms	Carbon Tetrachloride	C9F060175001	0.25	0.125	mg/L	U	0.25	Wichita	2009
PWS Tank Bottoms	Carbon Tetrachloride	C0I090490001	0.25	0.125	mg/L	U	0.25	Santa Ana	2010
PWS Tank Bottoms	Carbon Tetrachloride	180-27070-1	0.25	0.125	mg/L	U	0.25	Sacramento	2013
PWS Tank Bottoms	Carbon Tetrachloride	180-32876-1	0.25	0.125	mg/L	U	0.25	Boise	2014
PWS Tank Bottoms	Carbon Tetrachloride	180-56702-1	0.25	0.125	mg/L	U	0.25	Farmington	2016
PWS Tank Bottoms	Carbon Tetrachloride	180-53843-1	0.25	0.125	mg/L	U	0.25	Salt Lake City	2016
PWS Tank Bottoms	Carbon tetrachloride	180-74608-1	0.25	0.125	mg/L	U	0.25	Salisbury	2018
PWS Tank Bottoms	Carbon Tetrachloride	C0A200514001	0.5	0.25	mg/L	U	0.5	Sacramento	2010
PWS Tank Bottoms	Carbon Tetrachloride	180-604-11	0.5	0.25	mg/L	U	0.5	Salt Lake City	2011
PWS Tank Bottoms	Chlorobenzene	C8E200313001	0.2	0.1	mg/L	U	0.2	Boise	2008
PWS Tank Bottoms	Chlorobenzene	C8H200252001	0.2	0.1	mg/L	U	0.2	Dodge City	2008
PWS Tank Bottoms	Chlorobenzene	C8F130326001	0.2	0.1	mg/L	U	0.2	Fargo	2008
PWS Tank Bottoms	Chlorobenzene	C8D030320001	0.2	0.1	mg/L	U	0.2	Salt Lake City	2008
PWS Tank Bottoms	Chlorobenzene	C8H080290001	0.2	0.1	mg/L	U	0.2	Wichita	2008
PWS Tank Bottoms	Chlorobenzene	C9E090111001	0.2	0.1	mg/L	U	0.2	Boise	2009
PWS Tank Bottoms	Chlorobenzene	C9E130321001	0.2	0.1	mg/L	U	0.2	Chandler	2009
PWS Tank Bottoms	Chlorobenzene	C9K120427001	0.2	0.1	mg/L	U	0.2	Clackamas	2009
PWS Tank Bottoms	Chlorobenzene	C9H040289003	0.2	0.1	mg/L	U	0.2	Dodge City	2009
PWS Tank Bottoms	Chlorobenzene	C9E210290002	0.2	0.1	mg/L	U	0.2	Oklahoma City	2009
PWS Tank Bottoms	Chlorobenzene	C9D230261001	0.2	0.1	mg/L	U	0.2	Salt Lake City	2009
PWS Tank Bottoms	Chlorobenzene	C9I170278001	0.2	0.1	mg/L	U	0.2	Santa Ana	2009
PWS Tank Bottoms	Chlorobenzene	C9H040288003	0.2	0.1	mg/L	U	0.2	Wichita	2009
PWS Tank Bottoms	Chlorobenzene	C0H100558001	0.2	0.1	mg/L	U	0.2	Boise	2010
PWS Tank Bottoms	Chlorobenzene	C0L080465001	0.2	0.1	mg/L	U	0.2	Clackamas	2010
PWS Tank Bottoms	Chlorobenzene	C0D220565001	0.2	0.1	mg/L	U	0.2	Salt Lake City	2010
PWS Tank Bottoms	Chlorobenzene	180-2334-1	0.2	0.1	mg/L	U	0.2	Boise	2011
PWS Tank Bottoms	Chlorobenzene	180-2452-1	0.2	0.1	mg/L	U	0.2	Chandler	2011
PWS Tank Bottoms	Chlorobenzene	180-2462-1	0.2	0.1	mg/L	U	0.2	Santa Ana	2011
PWS Tank Bottoms	Chlorobenzene	180-10005-1	0.2	0.1	mg/L	U	0.2	Boise	2012
PWS Tank Bottoms	Chlorobenzene	180-10295-1	0.2	0.1	mg/L	U	0.2	Salt Lake City	2012
PWS Tank Bottoms	Chlorobenzene	180-6080-1	0.2	0.1	mg/L	U	0.2	Sioux Falls	2012
PWS Tank Bottoms	Chlorobenzene	180-20714-1	0.2	0.1	mg/L	U	0.2	Salt Lake City	2013
PWS Tank Bottoms	Chlorobenzene	180-21899-1	0.2	0.1	mg/L	U	0.2	Tulsa	2013
PWS Tank Bottoms	Chlorobenzene	180-23127-1	0.2	0.1	mg/L	U	0.2	Wichita	2013
PWS Tank Bottoms	Chlorobenzene	180-35833-1	0.2	0.1	mg/L	U	0.2	Dodge City	2014
PWS Tank Bottoms	Chlorobenzene	180-32306-1	0.2	0.1	mg/L	U	0.2	Salt Lake City	2014
PWS Tank Bottoms	Chlorobenzene	180-44034-1	0.2	0.1	mg/L	U	0.2	Boise	2015
PWS Tank Bottoms	Chlorobenzene	180-43578-1	0.2	0.1	mg/L	U	0.2	Chandler	2015
PWS Tank Bottoms	Chlorobenzene	180-43573-1	0.2	0.1	mg/L	U	0.2	Salt Lake City	2015
PWS Tank Bottoms	Chlorobenzene	180-51960-1	0.2	0.1	mg/L	U *	0.2	Farmington	2015
PWS Tank Bottoms	Chlorobenzene	180-52526-1	0.2	0.1	mg/L	U H	0.2	Boise	2016

PWS Tank Bottoms	Chlorobenzene	180-53484-1	0.2	0.1	mg/L	U	0.2			Chandler	2016
PWS Tank Bottoms	Chlorobenzene	180-53880-1	0.2	0.1	mg/L	U	0.2			Omaha	2016
PWS Tank Bottoms	Chlorobenzene	180-67590-2	0.2	0.1	mg/L	U	0.2	35	56	Boise	2017
PWS Tank Bottoms	Chlorobenzene	180-65572-1	0.2	0.1	mg/L	U	0.2			Chandler	2017
PWS Tank Bottoms	Chlorobenzene	180-68912-1	0.2	0.1	mg/L	U	0.2			Farmington	2017
PWS Tank Bottoms	Chlorobenzene	180-65524-1	0.2	0.1	mg/L	U	0.2			Salt Lake City	2017
PWS Tank Bottoms	Chlorobenzene	180-77050-1	0.2	0.1	mg/L	U	0.2			Boise	2018
PWS Tank Bottoms	Chlorobenzene	180-80926-1	0.2	0.1	mg/L	U	0.2			Farmington	2018
PWS Tank Bottoms	Chlorobenzene	180-82828-1	0.2	0.1	mg/L	U	0.2			Oklahoma City	2018
PWS Tank Bottoms	Chlorobenzene	180-80846-1	0.2	0.1	mg/L	U	0.2			Sacramento	2018
PWS Tank Bottoms	Chlorobenzene	180-77711-1	0.2	0.1	mg/L	U	0.2			Salt Lake City	2018
PWS Tank Bottoms	Chlorobenzene	C8H250147001	0.25	0.125	mg/L	U	0.25			Blaine	2008
PWS Tank Bottoms	Chlorobenzene	C8H250154001	0.25	0.125	mg/L	U	0.25			Blaine	2008
PWS Tank Bottoms	Chlorobenzene	C8J030260001	0.25	0.125	mg/L	U	0.25			Eagan	2008
PWS Tank Bottoms	Chlorobenzene	C8J030263001	0.25	0.125	mg/L	U	0.25			Eagan	2008
PWS Tank Bottoms	Chlorobenzene	C9F060175001	0.25	0.125	mg/L	U	0.25			Wichita	2009
PWS Tank Bottoms	Chlorobenzene	C0I090490001	0.25	0.125	mg/L	U	0.25			Santa Ana	2010
PWS Tank Bottoms	Chlorobenzene	180-27070-1	0.25	0.125	mg/L	U	0.25			Sacramento	2013
PWS Tank Bottoms	Chlorobenzene	180-32876-1	0.25	0.125	mg/L	U	0.25			Boise	2014
PWS Tank Bottoms	Chlorobenzene	180-56702-1	0.25	0.125	mg/L	U	0.25			Farmington	2016
PWS Tank Bottoms	Chlorobenzene	180-53843-1	0.25	0.125	mg/L	U	0.25			Salt Lake City	2016
PWS Tank Bottoms	Chlorobenzene	180-74608-1	0.25	0.125	mg/L	U	0.25			Salisbury	2018
PWS Tank Bottoms	Chlorobenzene	C0A200514001	0.5	0.25	mg/L	U	0.5			Sacramento	2010
PWS Tank Bottoms	Chlorobenzene	180-604-11	0.5	0.25	mg/L	U	0.5			Salt Lake City	2011
PWS Tank Bottoms	Chloroform	C8E200313001	0.2	0.1	mg/L	U	0.2			Boise	2008
PWS Tank Bottoms	Chloroform	C8H200252001	0.2	0.1	mg/L	U	0.2			Dodge City	2008
PWS Tank Bottoms	Chloroform	C8F130326001	0.2	0.1	mg/L	U	0.2			Fargo	2008
PWS Tank Bottoms	Chloroform	C8D030320001	0.2	0.1	mg/L	U	0.2			Salt Lake City	2008
PWS Tank Bottoms	Chloroform	C8H080290001	0.2	0.1	mg/L	U	0.2			Wichita	2008
PWS Tank Bottoms	Chloroform	C9E090111001	0.2	0.1	mg/L	U	0.2			Boise	2009
PWS Tank Bottoms	Chloroform	C9E130321001	0.2	0.1	mg/L	U	0.2			Chandler	2009
PWS Tank Bottoms	Chloroform	C9K120427001	0.2	0.1	mg/L	U	0.2			Clackamas	2009
PWS Tank Bottoms	Chloroform	C9H040289003	0.2	0.1	mg/L	U	0.2			Dodge City	2009
PWS Tank Bottoms	Chloroform	C9E210290002	0.2	0.1	mg/L	U	0.2			Oklahoma City	2009
PWS Tank Bottoms	Chloroform	C9D230261001	0.2	0.1	mg/L	U	0.2			Salt Lake City	2009
PWS Tank Bottoms	Chloroform	C9I170278001	0.2	0.1	mg/L	U	0.2			Santa Ana	2009
PWS Tank Bottoms	Chloroform	C9H040288003	0.2	0.1	mg/L	U	0.2			Wichita	2009
PWS Tank Bottoms	Chloroform	C0H100558001	0.2	0.1	mg/L	U	0.2			Boise	2010
PWS Tank Bottoms	Chloroform	C0L080465001	0.2	0.1	mg/L	U	0.2			Clackamas	2010
PWS Tank Bottoms	Chloroform	C0D220565001	0.2	0.1	mg/L	U	0.2			Salt Lake City	2010
PWS Tank Bottoms	Chloroform	180-2334-1	0.2	0.1	mg/L	U	0.2			Boise	2011
PWS Tank Bottoms	Chloroform	180-2452-1	0.2	0.1	mg/L	U	0.2			Chandler	2011
PWS Tank Bottoms	Chloroform	180-2462-1	0.2	0.1	mg/L	U	0.2			Santa Ana	2011
PWS Tank Bottoms	Chloroform	180-10005-1	0.2	0.1	mg/L	U	0.2			Boise	2012
PWS Tank Bottoms	Chloroform	180-10295-1	0.2	0.1	mg/L	U	0.2			Salt Lake City	2012
PWS Tank Bottoms	Chloroform	180-6080-1	0.2	0.1	mg/L	U	0.2			Sioux Falls	2012
PWS Tank Bottoms	Chloroform	180-20714-1	0.2	0.1	mg/L	U	0.2			Salt Lake City	2013
PWS Tank Bottoms	Chloroform	180-21899-1	0.2	0.1	mg/L	U	0.2			Tulsa	2013
PWS Tank Bottoms	Chloroform	180-23127-1	0.2	0.1	mg/L	U	0.2			Wichita	2013
PWS Tank Bottoms	Chloroform	180-35833-1	0.2	0.1	mg/L	U	0.2			Dodge City	2014
PWS Tank Bottoms	Chloroform	180-32306-1	0.2	0.1	mg/L	U	0.2			Salt Lake City	2014
PWS Tank Bottoms	Chloroform	180-44034-1	0.2	0.1	mg/L	U	0.2			Boise	2015
PWS Tank Bottoms	Chloroform	180-43578-1	0.2	0.1	mg/L	U	0.2			Chandler	2015

PWS Tank Bottoms	Chloroform	180-43573-1	0.2	0.1	mg/L	U	0.2			Salt Lake City	2015
PWS Tank Bottoms	Chloroform	180-51960-1	0.2	0.1	mg/L	U	0.2			Farmington	2015
PWS Tank Bottoms	Chloroform	180-52526-1	0.2	0.1	mg/L	U H	0.2			Boise	2016
PWS Tank Bottoms	Chloroform	180-53484-1	0.2	0.1	mg/L	U	0.2			Chandler	2016
PWS Tank Bottoms	Chloroform	180-53880-1	0.2	0.1	mg/L	U	0.2			Omaha	2016
PWS Tank Bottoms	Chloroform	180-67590-2	0.2	0.1	mg/L	U	0.2	35	56	Boise	2017
PWS Tank Bottoms	Chloroform	180-65572-1	0.2	0.1	mg/L	U	0.2			Chandler	2017
PWS Tank Bottoms	Chloroform	180-68912-1	0.2	0.1	mg/L	U	0.2			Farmington	2017
PWS Tank Bottoms	Chloroform	180-65524-1	0.2	0.1	mg/L	U	0.2			Salt Lake City	2017
PWS Tank Bottoms	Chloroform	180-77050-1	0.2	0.1	mg/L	U	0.2			Boise	2018
PWS Tank Bottoms	Chloroform	180-80926-1	0.2	0.1	mg/L	U	0.2			Farmington	2018
PWS Tank Bottoms	Chloroform	180-82828-1	0.2	0.1	mg/L	U	0.2			Oklahoma City	2018
PWS Tank Bottoms	Chloroform	180-80846-1	0.2	0.1	mg/L	U	0.2			Sacramento	2018
PWS Tank Bottoms	Chloroform	180-77711-1	0.2	0.1	mg/L	U	0.2			Salt Lake City	2018
PWS Tank Bottoms	Chloroform	C8H250147001	1	0.5	mg/L	U	1			Blaine	2008
PWS Tank Bottoms	Chloroform	C8H250154001	1	0.5	mg/L	U	1			Blaine	2008
PWS Tank Bottoms	Chloroform	C8J030260001	1	0.5	mg/L	U	1			Eagan	2008
PWS Tank Bottoms	Chloroform	C8J030263001	1	0.5	mg/L	U	1			Eagan	2008
PWS Tank Bottoms	Chloroform	C9F060175001	1	0.5	mg/L	U	1			Wichita	2009
PWS Tank Bottoms	Chloroform	C0I090490001	1	0.5	mg/L	U	1			Santa Ana	2010
PWS Tank Bottoms	Chloroform	180-27070-1	1	0.5	mg/L	U	1			Sacramento	2013
PWS Tank Bottoms	Chloroform	180-32876-1	1	0.5	mg/L	U	1			Boise	2014
PWS Tank Bottoms	Chloroform	180-56702-1	1	0.5	mg/L	U	1			Farmington	2016
PWS Tank Bottoms	Chloroform	180-53843-1	1	0.5	mg/L	U	1			Salt Lake City	2016
PWS Tank Bottoms	Chloroform	180-74608-1	1	0.5	mg/L	U	1			Salisbury	2018
PWS Tank Bottoms	Chloroform	C0A200514001	2	1	mg/L	U	2			Sacramento	2010
PWS Tank Bottoms	Chloroform	180-604-11	2	1	mg/L	U	2			Salt Lake City	2011
PWS Tank Bottoms	Chromium	180-20714-1	0.015	0.015	mg/L	J B	0.05			Salt Lake City	2013
PWS Tank Bottoms	Chromium	180-35833-1	0.017	0.017	mg/L	J	0.5			Dodge City	2014
PWS Tank Bottoms	Chromium	180-32306-1	0.018	0.018	mg/L	J	0.5			Salt Lake City	2014
PWS Tank Bottoms	Chromium	180-43578-1	0.019	0.019	mg/L	J	0.5			Chandler	2015
PWS Tank Bottoms	Chromium	180-21899-1	0.021	0.021	mg/L	J B	0.05			Tulsa	2013
PWS Tank Bottoms	Chromium	180-10005-1	0.023	0.023	mg/L	J	0.05			Boise	2012
PWS Tank Bottoms	Chromium	180-10295-1	0.023	0.023	mg/L	J	0.25			Salt Lake City	2012
PWS Tank Bottoms	Chromium	180-65572-1	0.023	0.023	mg/L	J	0.5			Chandler	2017
PWS Tank Bottoms	Chromium	C9E130321001	0.05	0.025	mg/L	U	0.05			Chandler	2009
PWS Tank Bottoms	Chromium	C9K120427001	0.05	0.025	mg/L	U	0.05			Clackamas	2009
PWS Tank Bottoms	Chromium	C9H040289003	0.05	0.025	mg/L	U	0.05			Dodge City	2009
PWS Tank Bottoms	Chromium	C9E210290002	0.05	0.025	mg/L	U	0.05			Oklahoma City	2009
PWS Tank Bottoms	Chromium	C9H040288003	0.05	0.025	mg/L	U	0.05			Wichita	2009
PWS Tank Bottoms	Chromium	C0L080465001	0.05	0.025	mg/L	U	0.05			Clackamas	2010
PWS Tank Bottoms	Chromium	C0D220565001	0.05	0.025	mg/L	U	0.05			Salt Lake City	2010
PWS Tank Bottoms	Chromium	180-51960-1	0.05	0.025	mg/L	U	0.05			Farmington	2015
PWS Tank Bottoms	Chromium	180-53484-1	0.025	0.025	mg/L	J	0.5			Chandler	2016
PWS Tank Bottoms	Chromium	180-604-13	0.026	0.026	mg/L	J	0.05			Salt Lake City	2011
PWS Tank Bottoms	Chromium	180-52526-1	0.026	0.026	mg/L	J	0.5			Boise	2016
PWS Tank Bottoms	Chromium	180-43573-1	0.027	0.027	mg/L	J	0.5			Salt Lake City	2015
PWS Tank Bottoms	Chromium	180-53880-1	0.03	0.03	mg/L	J	0.5			Omaha	2016
PWS Tank Bottoms	Chromium	180-68912-1	0.03	0.03	mg/L	J	0.5			Farmington	2017
PWS Tank Bottoms	Chromium	180-80846-1	0.034	0.034	mg/L	J	0.5			Sacramento	2018
PWS Tank Bottoms	Chromium	180-2452-1	0.035	0.035	mg/L	J	0.05			Chandler	2011
PWS Tank Bottoms	Chromium	180-6080-1	0.038	0.038	mg/L	J	0.25			Sioux Falls	2012

PWS Tank Bottoms	Chromium	180-82828-1	0.039	0.039	mg/L	J	0.5			Oklahoma City	2018
PWS Tank Bottoms	Chromium	180-65524-1	0.041	0.041	mg/L	J	0.5			Salt Lake City	2017
PWS Tank Bottoms	Chromium	180-23127-1	0.046	0.046	mg/L	J B	0.05			Wichita	2013
PWS Tank Bottoms	Chromium	180-77711-1	0.047	0.047	mg/L	J	0.5			Salt Lake City	2018
PWS Tank Bottoms	Chromium	180-44034-1	0.048	0.048	mg/L	J	0.5			Boise	2015
PWS Tank Bottoms	Chromium	C0H100558001	0.1	0.05	mg/L	U	0.1			Boise	2010
PWS Tank Bottoms	Chromium	C9E090111001	0.052	0.052	mg/L		0.05			Boise	2009
PWS Tank Bottoms	Chromium	180-80926-1	0.058	0.058	mg/L	J	0.5			Farmington	2018
PWS Tank Bottoms	Chromium	C9D230261001	0.073	0.073	mg/L		0.05			Salt Lake City	2009
PWS Tank Bottoms	Chromium	C9I170278001	0.075	0.075	mg/L		0.05	35	56	Santa Ana	2009
PWS Tank Bottoms	Chromium	180-67590-2	0.076	0.076	mg/L	J	0.5			Boise	2017
PWS Tank Bottoms	Chromium	180-2334-1	0.08	0.08	mg/L	J	0.25			Boise	2011
PWS Tank Bottoms	Chromium	180-77050-1	0.091	0.091	mg/L	J	0.5			Boise	2018
PWS Tank Bottoms	Chromium	180-56702-1	0.1	0.1	mg/L	J B	0.5			Farmington	2016
PWS Tank Bottoms	Chromium	180-74608-1	0.12	0.12	mg/L	J B	0.5			Salisbury	2018
PWS Tank Bottoms	Chromium	180-2462-1	0.14	0.14	mg/L		0.05			Santa Ana	2011
PWS Tank Bottoms	Chromium	180-27070-1	0.16	0.16	mg/L	J	0.5			Sacramento	2013
PWS Tank Bottoms	Chromium	180-53843-1	0.18	0.18	mg/L	J	0.5			Salt Lake City	2016
PWS Tank Bottoms	Chromium	C8H250147001	0.5	0.25	mg/L	U	0.5			Blaine	2008
PWS Tank Bottoms	Chromium	C8H250154001	0.5	0.25	mg/L	U	0.5			Blaine	2008
PWS Tank Bottoms	Chromium	C8E200313001	0.5	0.25	mg/L	U	0.5			Boise	2008
PWS Tank Bottoms	Chromium	C8H200252001	0.5	0.25	mg/L	U	0.5			Dodge City	2008
PWS Tank Bottoms	Chromium	C8J030260001	0.5	0.25	mg/L	U	0.5			Eagan	2008
PWS Tank Bottoms	Chromium	C8J030263001	0.5	0.25	mg/L	U	0.5			Eagan	2008
PWS Tank Bottoms	Chromium	C8F130326001	0.5	0.25	mg/L	U	0.5			Fargo	2008
PWS Tank Bottoms	Chromium	C8D030320001	0.5	0.25	mg/L	U	0.5			Salt Lake City	2008
PWS Tank Bottoms	Chromium	C8H080290001	0.5	0.25	mg/L	U	0.5			Wichita	2008
PWS Tank Bottoms	Chromium	C9F060175001	0.5	0.25	mg/L	U	0.5			Wichita	2009
PWS Tank Bottoms	Chromium	180-32876-1	0.36	0.36	mg/L	J	0.5			Boise	2014
PWS Tank Bottoms	Chromium	C0I090490001	0.75	0.75	mg/L		0.5			Santa Ana	2010
PWS Tank Bottoms	Chromium	C0A200514001	0.78	0.78	mg/L		0.5			Sacramento	2010
PWS Tank Bottoms	Flashpoint	C9H040288001	>200	>200	Degrees F					Wichita	2009
PWS Tank Bottoms	Flashpoint	C0H100558001	>200	>200	Degrees F					Boise	2010
PWS Tank Bottoms	Flashpoint	C0D220565001	>200	>200	Degrees F					Salt Lake City	2010
PWS Tank Bottoms	Flashpoint	180-2334-1	>140	>140	Degrees F					Boise	2011
PWS Tank Bottoms	Flashpoint	180-2452-1	>140	>140	Degrees F					Chandler	2011
PWS Tank Bottoms	Flashpoint	180-604-11	>140	>140	Degrees F			32	51	Salt Lake City	2011
PWS Tank Bottoms	Flashpoint	180-2462-1	>140	>140	Degrees F					Santa Ana	2011
PWS Tank Bottoms	Flashpoint	180-6080-1	>140	>140	Degrees F					Sioux Falls	2012
PWS Tank Bottoms	Flashpoint	180-20714-1	>140	>140	Degrees F					Salt Lake City	2013
PWS Tank Bottoms	Flashpoint	180-21899-1	>140	>140	Degrees F					Tulsa	2013
PWS Tank Bottoms	Flashpoint	180-23127-1	>140	>140	Degrees F					Wichita	2013
PWS Tank Bottoms	Flashpoint	180-35833-1	>140	>140	Degrees F					Dodge City	2014
PWS Tank Bottoms	Flashpoint	180-32306-1	>140	>140	Degrees F					Salt Lake City	2014
PWS Tank Bottoms	Flashpoint	180-44034-1	>140	>140	Degrees F					Boise	2015
PWS Tank Bottoms	Flashpoint	180-43578-1	>140	>140	Degrees F					Chandler	2015
PWS Tank Bottoms	Flashpoint	180-43573-1	>140	>140	Degrees F					Salt Lake City	2015
PWS Tank Bottoms	Flashpoint	180-52526-1	>140	>140	Degrees F					Boise	2016
PWS Tank Bottoms	Flashpoint	180-53484-1	>140	>140	Degrees F					Chandler	2016
PWS Tank Bottoms	Flashpoint	180-53880-1	>140	>140	Degrees F					Omaha	2016
PWS Tank Bottoms	Flashpoint	180-65572-1	>140	>140	Degrees F					Chandler	2017
PWS Tank Bottoms	Flashpoint	180-68912-1	>140	>140	Degrees F					Farmington	2017
PWS Tank Bottoms	Flashpoint	180-65524-1	>140	>140	Degrees F					Salt Lake City	2017

PWS Tank Bottoms	Flashpoint	180-56702-1	156	156	Degrees F			1	Farmington	2016
PWS Tank Bottoms	Flashpoint	180-51960-1	154	154	Degrees F			1	Farmington	2015
PWS Tank Bottoms	Flashpoint	C9F060175001	153	153	Degrees F				Wichita	2009
PWS Tank Bottoms	Flashpoint	C0I090490001	150	150	Degrees F				Santa Ana	2010
PWS Tank Bottoms	Flashpoint	180-74608-1	150	150	Degrees F			1	Salisbury	2018
PWS Tank Bottoms	Flashpoint	180-32876-1	147	147	Degrees F				Boise	2014
PWS Tank Bottoms	Flashpoint	C8H250147001	145	145	Degrees F				Blaine	2008
PWS Tank Bottoms	Flashpoint	180-53843-1	145	145	Degrees F			1	Salt Lake City	2016
PWS Tank Bottoms	Flashpoint	C8H250154001	143	143	Degrees F				Blaine	2008
PWS Tank Bottoms	Flashpoint	C8E200313001	141	141	Degrees F				Boise	2008
PWS Tank Bottoms	Flashpoint	C8H200252001	141	141	Degrees F				Dodge City	2008
PWS Tank Bottoms	Flashpoint	C8F130326001	141	141	Degrees F				Fargo	2008
PWS Tank Bottoms	Flashpoint	C8H080290001	141	141	Degrees F				Wichita	2008
PWS Tank Bottoms	Flashpoint	C9E090111001	141	141	Degrees F				Boise	2009
PWS Tank Bottoms	Flashpoint	C9E130321001	141	141	Degrees F				Chandler	2009
PWS Tank Bottoms	Flashpoint	C9E210290002	141	141	Degrees F				Oklahoma City	2009
PWS Tank Bottoms	Flashpoint	C9D230261001	141	141	Degrees F				Salt Lake City	2009
PWS Tank Bottoms	Flashpoint	C9I170278001	141	141	Degrees F				Santa Ana	2009
PWS Tank Bottoms	Flashpoint	C0L080465001	141	141	Degrees F				Clackamas	2010
PWS Tank Bottoms	Flashpoint	180-10005-1	141	141	Degrees F				Boise	2012
PWS Tank Bottoms	Flashpoint	180-10295-1	141	141	Degrees F				Salt Lake City	2012
PWS Tank Bottoms	Flashpoint	C8J030263001	138	138	Degrees F				Eagan	2008
PWS Tank Bottoms	Flashpoint	180-27070-1	137	137	Degrees F				Sacramento	2013
PWS Tank Bottoms	Flashpoint	180-67590-1	135	135	Degrees F			1	Boise	2017
PWS Tank Bottoms	Flashpoint	C8J030260001	126	126	Degrees F				Eagan	2008
PWS Tank Bottoms	Flashpoint	C0A200514001	114	114	Degrees F				Sacramento	2010
PWS Tank Bottoms	Flashpoint	C8D030320001	94.6	94.6	Degrees F				Salt Lake City	2008
PWS Tank Bottoms	Flashpoint	C9H040289001	94.5	94.5	Degrees F				Dodge City	2009
PWS Tank Bottoms	Flashpoint	C9K120427001	92.3	92.3	Degrees F				Clackamas	2009
PWS Tank Bottoms	Hexachlorobenzene	C8H200252001	0.05	0.025	mg/L	U	0.05		Dodge City	2008
PWS Tank Bottoms	Hexachlorobenzene	C8F130326001	0.05	0.025	mg/L	U	0.05		Fargo	2008
PWS Tank Bottoms	Hexachlorobenzene	C8D030320001	0.05	0.025	mg/L	U	0.05		Salt Lake City	2008
PWS Tank Bottoms	Hexachlorobenzene	C8H080290001	0.05	0.025	mg/L	U	0.05		Wichita	2008
PWS Tank Bottoms	Hexachlorobenzene	C9E090111001	0.05	0.025	mg/L	U	0.05		Boise	2009
PWS Tank Bottoms	Hexachlorobenzene	C9E130321001	0.05	0.025	mg/L	U	0.05		Chandler	2009
PWS Tank Bottoms	Hexachlorobenzene	C9H040289003	0.05	0.025	mg/L	U	0.05		Dodge City	2009
PWS Tank Bottoms	Hexachlorobenzene	C9E210290002	0.05	0.025	mg/L	U	0.05		Oklahoma City	2009
PWS Tank Bottoms	Hexachlorobenzene	C9D230261001	0.05	0.025	mg/L	U	0.05		Salt Lake City	2009
PWS Tank Bottoms	Hexachlorobenzene	C9H040288003	0.05	0.025	mg/L	U	0.05		Wichita	2009
PWS Tank Bottoms	Hexachlorobenzene	C0H100558001	0.05	0.025	mg/L	U	0.05		Boise	2010
PWS Tank Bottoms	Hexachlorobenzene	C0L080465001	0.05	0.025	mg/L	U	0.05		Clackamas	2010
PWS Tank Bottoms	Hexachlorobenzene	C0D220565001	0.05	0.025	mg/L	U	0.05		Salt Lake City	2010
PWS Tank Bottoms	Hexachlorobenzene	180-2334-1	0.05	0.025	mg/L	U	0.05		Boise	2011
PWS Tank Bottoms	Hexachlorobenzene	180-2452-1	0.05	0.025	mg/L	U	0.05		Chandler	2011
PWS Tank Bottoms	Hexachlorobenzene	180-604-13	0.05	0.025	mg/L	U	0.05		Salt Lake City	2011
PWS Tank Bottoms	Hexachlorobenzene	180-10005-1	0.05	0.025	mg/L	U	0.05		Boise	2012
PWS Tank Bottoms	Hexachlorobenzene	180-10295-1	0.05	0.025	mg/L	U	0.05		Salt Lake City	2012
PWS Tank Bottoms	Hexachlorobenzene	180-6080-1	0.05	0.025	mg/L	U	0.05		Sioux Falls	2012
PWS Tank Bottoms	Hexachlorobenzene	180-20714-1	0.05	0.025	mg/L	U	0.05		Salt Lake City	2013
PWS Tank Bottoms	Hexachlorobenzene	180-21899-1	0.05	0.025	mg/L	U	0.05		Tulsa	2013
PWS Tank Bottoms	Hexachlorobenzene	180-23127-1	0.05	0.025	mg/L	U	0.05		Wichita	2013
PWS Tank Bottoms	Hexachlorobenzene	180-35833-1	0.05	0.025	mg/L	U	0.05		Dodge City	2014
PWS Tank Bottoms	Hexachlorobenzene	180-32306-1	0.05	0.025	mg/L	U	0.05		Salt Lake City	2014

PWS Tank Bottoms	Hexachlorobenzene	180-44034-1	0.05	0.025	mg/L	U	0.05			Boise	2015
PWS Tank Bottoms	Hexachlorobenzene	180-43578-1	0.05	0.025	mg/L	U	0.05			Chandler	2015
PWS Tank Bottoms	Hexachlorobenzene	180-43573-1	0.05	0.025	mg/L	U	0.05			Salt Lake City	2015
PWS Tank Bottoms	Hexachlorobenzene	180-52526-1	0.05	0.025	mg/L	U H	0.05			Boise	2016
PWS Tank Bottoms	Hexachlorobenzene	180-53484-1	0.05	0.025	mg/L	U	0.05			Chandler	2016
PWS Tank Bottoms	Hexachlorobenzene	180-53880-1	0.05	0.025	mg/L	U	0.05			Omaha	2016
PWS Tank Bottoms	Hexachlorobenzene	180-67590-2	0.05	0.025	mg/L	U	0.05			Boise	2017
PWS Tank Bottoms	Hexachlorobenzene	180-65572-1	0.05	0.025	mg/L	U	0.05	32	51	Chandler	2017
PWS Tank Bottoms	Hexachlorobenzene	180-68912-1	0.05	0.025	mg/L	U	0.05			Farmington	2017
PWS Tank Bottoms	Hexachlorobenzene	180-65524-1	0.05	0.025	mg/L	U	0.05			Salt Lake City	2017
PWS Tank Bottoms	Hexachlorobenzene	180-77050-1	0.05	0.025	mg/L	U	0.05			Boise	2018
PWS Tank Bottoms	Hexachlorobenzene	180-80926-1	0.05	0.025	mg/L	U	0.05			Farmington	2018
PWS Tank Bottoms	Hexachlorobenzene	180-82828-1	0.05	0.025	mg/L	U	0.05			Oklahoma City	2018
PWS Tank Bottoms	Hexachlorobenzene	180-80846-1	0.05	0.025	mg/L	U	0.05			Sacramento	2018
PWS Tank Bottoms	Hexachlorobenzene	180-77711-1	0.05	0.025	mg/L	U	0.05			Salt Lake City	2018
PWS Tank Bottoms	Hexachlorobenzene	C9K120427001	0.1	0.05	mg/L	U	0.1			Clackamas	2009
PWS Tank Bottoms	Hexachlorobenzene	C8H250147001	0.13	0.065	mg/L	U	0.13			Blaine	2008
PWS Tank Bottoms	Hexachlorobenzene	C8H250154001	0.13	0.065	mg/L	U	0.13			Blaine	2008
PWS Tank Bottoms	Hexachlorobenzene	C8J030260001	0.13	0.065	mg/L	U	0.13			Eagan	2008
PWS Tank Bottoms	Hexachlorobenzene	C8J030263001	0.13	0.065	mg/L	U	0.13			Eagan	2008
PWS Tank Bottoms	Hexachlorobenzene	C9F060175001	0.13	0.065	mg/L	U	0.13			Wichita	2009
PWS Tank Bottoms	Hexachlorobenzene	180-32876-1	0.13	0.065	mg/L	U	0.13			Boise	2014
PWS Tank Bottoms	Hexachlorobenzene	180-51960-2	0.13	0.065	mg/L	U	0.13			Farmington	2015
PWS Tank Bottoms	Hexachlorobenzene	180-56702-1	0.13	0.065	mg/L	U	0.13			Farmington	2016
PWS Tank Bottoms	Hexachlorobenzene	180-53843-1	0.13	0.065	mg/L	U	0.13			Salt Lake City	2016
PWS Tank Bottoms	Hexachlorobenzene	180-74608-1	0.13	0.065	mg/L	U *	0.13			Salisbury	2018
PWS Tank Bottoms	Hexachlorobenzene	C8E200313001	0.75	0.375	mg/L	U	0.75			Boise	2008
PWS Tank Bottoms	Hexachlorobutadiene	C8H200252001	0.05	0.025	mg/L	U	0.05			Dodge City	2008
PWS Tank Bottoms	Hexachlorobutadiene	C8F130326001	0.05	0.025	mg/L	U	0.05			Fargo	2008
PWS Tank Bottoms	Hexachlorobutadiene	C8D030320001	0.05	0.025	mg/L	U	0.05			Salt Lake City	2008
PWS Tank Bottoms	Hexachlorobutadiene	C8H080290001	0.05	0.025	mg/L	U	0.05			Wichita	2008
PWS Tank Bottoms	Hexachlorobutadiene	C9E090111001	0.05	0.025	mg/L	U	0.05			Boise	2009
PWS Tank Bottoms	Hexachlorobutadiene	C9E130321001	0.05	0.025	mg/L	U	0.05			Chandler	2009
PWS Tank Bottoms	Hexachlorobutadiene	C9H040289003	0.05	0.025	mg/L	U	0.05			Dodge City	2009
PWS Tank Bottoms	Hexachlorobutadiene	C9E210290002	0.05	0.025	mg/L	U	0.05			Oklahoma City	2009
PWS Tank Bottoms	Hexachlorobutadiene	C9D230261001	0.05	0.025	mg/L	U	0.05			Salt Lake City	2009
PWS Tank Bottoms	Hexachlorobutadiene	C9H040288003	0.05	0.025	mg/L	U	0.05			Wichita	2009
PWS Tank Bottoms	Hexachlorobutadiene	C0H100558001	0.05	0.025	mg/L	U	0.05			Boise	2010
PWS Tank Bottoms	Hexachlorobutadiene	C0L080465001	0.05	0.025	mg/L	U	0.05			Clackamas	2010
PWS Tank Bottoms	Hexachlorobutadiene	C0D220565001	0.05	0.025	mg/L	U	0.05			Salt Lake City	2010
PWS Tank Bottoms	Hexachlorobutadiene	180-2334-1	0.05	0.025	mg/L	U	0.05			Boise	2011
PWS Tank Bottoms	Hexachlorobutadiene	180-2452-1	0.05	0.025	mg/L	U	0.05			Chandler	2011
PWS Tank Bottoms	Hexachlorobutadiene	180-604-13	0.05	0.025	mg/L	U	0.05			Salt Lake City	2011
PWS Tank Bottoms	Hexachlorobutadiene	180-10005-1	0.05	0.025	mg/L	U	0.05			Boise	2012
PWS Tank Bottoms	Hexachlorobutadiene	180-10295-1	0.05	0.025	mg/L	U	0.05			Salt Lake City	2012
PWS Tank Bottoms	Hexachlorobutadiene	180-6080-1	0.05	0.025	mg/L	U	0.05			Sioux Falls	2012
PWS Tank Bottoms	Hexachlorobutadiene	180-20714-1	0.05	0.025	mg/L	U	0.05			Salt Lake City	2013
PWS Tank Bottoms	Hexachlorobutadiene	180-21899-1	0.05	0.025	mg/L	U	0.05			Tulsa	2013
PWS Tank Bottoms	Hexachlorobutadiene	180-23127-1	0.05	0.025	mg/L	U	0.05			Wichita	2013
PWS Tank Bottoms	Hexachlorobutadiene	180-35833-1	0.05	0.025	mg/L	U	0.05			Dodge City	2014
PWS Tank Bottoms	Hexachlorobutadiene	180-32306-1	0.05	0.025	mg/L	U	0.05			Salt Lake City	2014
PWS Tank Bottoms	Hexachlorobutadiene	180-44034-1	0.05	0.025	mg/L	U	0.05			Boise	2015
PWS Tank Bottoms	Hexachlorobutadiene	180-43578-1	0.05	0.025	mg/L	U	0.05			Chandler	2015

PWS Tank Bottoms	Hexachlorobutadiene	180-43573-1	0.05	0.025	mg/L	U	0.05			Salt Lake City	2015
PWS Tank Bottoms	Hexachlorobutadiene	180-52526-1	0.05	0.025	mg/L	U H	0.05			Boise	2016
PWS Tank Bottoms	Hexachlorobutadiene	180-53484-1	0.05	0.025	mg/L	U	0.05			Chandler	2016
PWS Tank Bottoms	Hexachlorobutadiene	180-53880-1	0.05	0.025	mg/L	U	0.05			Omaha	2016
PWS Tank Bottoms	Hexachlorobutadiene	180-67590-2	0.05	0.025	mg/L	U	0.05			Boise	2017
PWS Tank Bottoms	Hexachlorobutadiene	180-65572-1	0.05	0.025	mg/L	U	0.05	32	51	Chandler	2017
PWS Tank Bottoms	Hexachlorobutadiene	180-68912-1	0.05	0.025	mg/L	U	0.05			Farmington	2017
PWS Tank Bottoms	Hexachlorobutadiene	180-65524-1	0.05	0.025	mg/L	U	0.05			Salt Lake City	2017
PWS Tank Bottoms	Hexachlorobutadiene	180-77050-1	0.05	0.025	mg/L	U	0.05			Boise	2018
PWS Tank Bottoms	Hexachlorobutadiene	180-80926-1	0.05	0.025	mg/L	U	0.05			Farmington	2018
PWS Tank Bottoms	Hexachlorobutadiene	180-82828-1	0.05	0.025	mg/L	U	0.05			Oklahoma City	2018
PWS Tank Bottoms	Hexachlorobutadiene	180-80846-1	0.05	0.025	mg/L	U	0.05			Sacramento	2018
PWS Tank Bottoms	Hexachlorobutadiene	180-77711-1	0.05	0.025	mg/L	U	0.05			Salt Lake City	2018
PWS Tank Bottoms	Hexachlorobutadiene	C9K120427001	0.1	0.05	mg/L	U	0.1			Clackamas	2009
PWS Tank Bottoms	Hexachlorobutadiene	180-32876-1	0.13	0.065	mg/L	U	0.13			Boise	2014
PWS Tank Bottoms	Hexachlorobutadiene	180-51960-2	0.13	0.065	mg/L	U	0.13			Farmington	2015
PWS Tank Bottoms	Hexachlorobutadiene	180-56702-1	0.13	0.065	mg/L	U	0.13			Farmington	2016
PWS Tank Bottoms	Hexachlorobutadiene	180-53843-1	0.13	0.065	mg/L	U	0.13			Salt Lake City	2016
PWS Tank Bottoms	Hexachlorobutadiene	180-74608-1	0.13	0.065	mg/L	U *	0.13			Salisbury	2018
PWS Tank Bottoms	Hexachlorobutadiene	C8H250147001	0.5	0.25	mg/L	U	0.5			Blaine	2008
PWS Tank Bottoms	Hexachlorobutadiene	C8H250154001	0.5	0.25	mg/L	U	0.5			Blaine	2008
PWS Tank Bottoms	Hexachlorobutadiene	C8J030260001	0.5	0.25	mg/L	U	0.5			Eagan	2008
PWS Tank Bottoms	Hexachlorobutadiene	C8J030263001	0.5	0.25	mg/L	U	0.5			Eagan	2008
PWS Tank Bottoms	Hexachlorobutadiene	C9F060175001	0.5	0.25	mg/L	U	0.5			Wichita	2009
PWS Tank Bottoms	Hexachlorobutadiene	C8E200313001	0.75	0.375	mg/L	U	0.75			Boise	2008
PWS Tank Bottoms	Hexachloroethane	C8H200252001	0.05	0.025	mg/L	U	0.05			Dodge City	2008
PWS Tank Bottoms	Hexachloroethane	C8F130326001	0.05	0.025	mg/L	U	0.05			Fargo	2008
PWS Tank Bottoms	Hexachloroethane	C8D030320001	0.05	0.025	mg/L	U	0.05			Salt Lake City	2008
PWS Tank Bottoms	Hexachloroethane	C8H080290001	0.05	0.025	mg/L	U	0.05			Wichita	2008
PWS Tank Bottoms	Hexachloroethane	C9E090111001	0.05	0.025	mg/L	U	0.05			Boise	2009
PWS Tank Bottoms	Hexachloroethane	C9E130321001	0.05	0.025	mg/L	U	0.05			Chandler	2009
PWS Tank Bottoms	Hexachloroethane	C9H040289003	0.05	0.025	mg/L	U	0.05			Dodge City	2009
PWS Tank Bottoms	Hexachloroethane	C9E210290002	0.05	0.025	mg/L	U	0.05			Oklahoma City	2009
PWS Tank Bottoms	Hexachloroethane	C9D230261001	0.05	0.025	mg/L	U	0.05			Salt Lake City	2009
PWS Tank Bottoms	Hexachloroethane	C9H040288003	0.05	0.025	mg/L	U	0.05			Wichita	2009
PWS Tank Bottoms	Hexachloroethane	C0H100558001	0.05	0.025	mg/L	U	0.05			Boise	2010
PWS Tank Bottoms	Hexachloroethane	C0L080465001	0.05	0.025	mg/L	U	0.05			Clackamas	2010
PWS Tank Bottoms	Hexachloroethane	C0D220565001	0.05	0.025	mg/L	U	0.05			Salt Lake City	2010
PWS Tank Bottoms	Hexachloroethane	180-2334-1	0.05	0.025	mg/L	U	0.05			Boise	2011
PWS Tank Bottoms	Hexachloroethane	180-2452-1	0.05	0.025	mg/L	U	0.05			Chandler	2011
PWS Tank Bottoms	Hexachloroethane	180-604-13	0.05	0.025	mg/L	U	0.05			Salt Lake City	2011
PWS Tank Bottoms	Hexachloroethane	180-10005-1	0.05	0.025	mg/L	U	0.05			Boise	2012
PWS Tank Bottoms	Hexachloroethane	180-10295-1	0.05	0.025	mg/L	U	0.05			Salt Lake City	2012
PWS Tank Bottoms	Hexachloroethane	180-6080-1	0.05	0.025	mg/L	U	0.05			Sioux Falls	2012
PWS Tank Bottoms	Hexachloroethane	180-20714-1	0.05	0.025	mg/L	U	0.05			Salt Lake City	2013
PWS Tank Bottoms	Hexachloroethane	180-21899-1	0.05	0.025	mg/L	U	0.05			Tulsa	2013
PWS Tank Bottoms	Hexachloroethane	180-23127-1	0.05	0.025	mg/L	U	0.05			Wichita	2013
PWS Tank Bottoms	Hexachloroethane	180-35833-1	0.05	0.025	mg/L	U	0.05			Dodge City	2014
PWS Tank Bottoms	Hexachloroethane	180-32306-1	0.05	0.025	mg/L	U	0.05			Salt Lake City	2014
PWS Tank Bottoms	Hexachloroethane	180-44034-1	0.05	0.025	mg/L	U	0.05			Boise	2015
PWS Tank Bottoms	Hexachloroethane	180-43578-1	0.05	0.025	mg/L	U	0.05			Chandler	2015
PWS Tank Bottoms	Hexachloroethane	180-43573-1	0.05	0.025	mg/L	U	0.05			Salt Lake City	2015
PWS Tank Bottoms	Hexachloroethane	180-52526-1	0.05	0.025	mg/L	U H	0.05			Boise	2016

PWS Tank Bottoms	Hexachloroethane	180-53484-1	0.05	0.025	mg/L	U	0.05			Chandler	2016
PWS Tank Bottoms	Hexachloroethane	180-53880-1	0.05	0.025	mg/L	U	0.05			Omaha	2016
PWS Tank Bottoms	Hexachloroethane	180-67590-2	0.05	0.025	mg/L	U	0.05			Boise	2017
PWS Tank Bottoms	Hexachloroethane	180-65572-1	0.05	0.025	mg/L	U	0.05	32	51	Chandler	2017
PWS Tank Bottoms	Hexachloroethane	180-68912-1	0.05	0.025	mg/L	U	0.05			Farmington	2017
PWS Tank Bottoms	Hexachloroethane	180-65524-1	0.05	0.025	mg/L	U	0.05			Salt Lake City	2017
PWS Tank Bottoms	Hexachloroethane	180-77050-1	0.05	0.025	mg/L	U	0.05			Boise	2018
PWS Tank Bottoms	Hexachloroethane	180-80926-1	0.05	0.025	mg/L	U	0.05			Farmington	2018
PWS Tank Bottoms	Hexachloroethane	180-82828-1	0.05	0.025	mg/L	U	0.05			Oklahoma City	2018
PWS Tank Bottoms	Hexachloroethane	180-80846-1	0.05	0.025	mg/L	U	0.05			Sacramento	2018
PWS Tank Bottoms	Hexachloroethane	180-77711-1	0.05	0.025	mg/L	U	0.05			Salt Lake City	2018
PWS Tank Bottoms	Hexachloroethane	C9K120427001	0.1	0.05	mg/L	U	0.1			Clackamas	2009
PWS Tank Bottoms	Hexachloroethane	180-32876-1	0.13	0.065	mg/L	U	0.13			Boise	2014
PWS Tank Bottoms	Hexachloroethane	180-51960-2	0.13	0.065	mg/L	U	0.13			Farmington	2015
PWS Tank Bottoms	Hexachloroethane	180-56702-1	0.13	0.065	mg/L	U	0.13			Farmington	2016
PWS Tank Bottoms	Hexachloroethane	180-53843-1	0.13	0.065	mg/L	U	0.13			Salt Lake City	2016
PWS Tank Bottoms	Hexachloroethane	180-74608-1	0.13	0.065	mg/L	U *	0.13			Salisbury	2018
PWS Tank Bottoms	Hexachloroethane	C8E200313001	0.75	0.375	mg/L	U	0.75			Boise	2008
PWS Tank Bottoms	Hexachloroethane	C8H250147001	3	1.5	mg/L	U	3			Blaine	2008
PWS Tank Bottoms	Hexachloroethane	C8H250154001	3	1.5	mg/L	U	3			Blaine	2008
PWS Tank Bottoms	Hexachloroethane	C8J030260001	3	1.5	mg/L	U	3			Eagan	2008
PWS Tank Bottoms	Hexachloroethane	C8J030263001	3	1.5	mg/L	U	3			Eagan	2008
PWS Tank Bottoms	Hexachloroethane	C9F060175001	3	1.5	mg/L	U	3			Wichita	2009
PWS Tank Bottoms	Ignitability	180-77050-1	>140	>140	Degrees F					Boise	2018
PWS Tank Bottoms	Ignitability	180-80926-1	>140	>140	Degrees F					Farmington	2018
PWS Tank Bottoms	Ignitability	180-82828-1	>140	>140	Degrees F					Oklahoma City	2018
PWS Tank Bottoms	Ignitability	180-80846-1	>140	>140	Degrees F					Sacramento	2018
PWS Tank Bottoms	Ignitability	180-77711-1	>140	>140	Degrees F					Salt Lake City	2018
PWS Tank Bottoms	Lead	C0H100558001	0.1	0.05	mg/L	U	0.1			Boise	2010
PWS Tank Bottoms	Lead	180-51960-1	0.1	0.05	mg/L	U	0.1			Farmington	2015
PWS Tank Bottoms	Lead	180-67590-2	0.077	0.077	mg/L	J	0.5			Boise	2017
PWS Tank Bottoms	Lead	180-43573-1	0.15	0.15	mg/L	J	0.5			Salt Lake City	2015
PWS Tank Bottoms	Lead	180-65572-1	0.15	0.15	mg/L	J	0.5			Chandler	2017
PWS Tank Bottoms	Lead	180-65524-1	0.18	0.18	mg/L	J	0.5			Salt Lake City	2017
PWS Tank Bottoms	Lead	180-2334-1	0.23	0.23	mg/L	J	0.25			Boise	2011
PWS Tank Bottoms	Lead	180-52526-1	0.23	0.23	mg/L	J	0.5			Boise	2016
PWS Tank Bottoms	Lead	C8E200313001	0.5	0.25	mg/L	U	0.5			Boise	2008
PWS Tank Bottoms	Lead	C8H080290001	0.5	0.25	mg/L	U	0.5			Wichita	2008
PWS Tank Bottoms	Lead	180-6080-1	0.25	0.25	mg/L		0.25			Sioux Falls	2012
PWS Tank Bottoms	Lead	180-77711-1	0.27	0.27	mg/L	J	0.5			Salt Lake City	2018
PWS Tank Bottoms	Lead	180-44034-1	0.29	0.29	mg/L	J	0.5			Boise	2015
PWS Tank Bottoms	Lead	180-2462-1	0.33	0.33	mg/L		0.05			Santa Ana	2011
PWS Tank Bottoms	Lead	180-53484-1	0.33	0.33	mg/L	J	0.5			Chandler	2016
PWS Tank Bottoms	Lead	180-23127-1	0.35	0.35	mg/L		0.05			Wichita	2013
PWS Tank Bottoms	Lead	C9E090111001	0.39	0.39	mg/L		0.05			Boise	2009
PWS Tank Bottoms	Lead	C9H040289003	0.42	0.42	mg/L		0.05			Dodge City	2009
PWS Tank Bottoms	Lead	180-74608-1	0.43	0.43	mg/L	J	1			Salisbury	2018
PWS Tank Bottoms	Lead	180-80846-1	0.44	0.44	mg/L	J	0.5			Sacramento	2018
PWS Tank Bottoms	Lead	180-56702-1	1	0.5	mg/L	U	1			Farmington	2016
PWS Tank Bottoms	Lead	180-77050-1	0.53	0.53	mg/L		0.5			Boise	2018
PWS Tank Bottoms	Lead	C9H040288003	0.55	0.55	mg/L		0.05			Wichita	2009
PWS Tank Bottoms	Lead	180-80926-1	0.58	0.58	mg/L		0.5			Farmington	2018
PWS Tank Bottoms	Lead	180-35833-1	0.61	0.61	mg/L		0.5			Dodge City	2014

PWS Tank Bottoms	Lead	180-2452-1	0.64	0.64	mg/L		0.05			Chandler	2011
PWS Tank Bottoms	Lead	C8H200252001	0.68	0.68	mg/L		0.5			Dodge City	2008
PWS Tank Bottoms	Lead	C8F130326001	0.68	0.68	mg/L		0.5			Fargo	2008
PWS Tank Bottoms	Lead	C9K120427001	0.72	0.72	mg/L		0.05			Clackamas	2009
PWS Tank Bottoms	Lead	C9E210290002	0.73	0.73	mg/L		0.05			Oklahoma City	2009
PWS Tank Bottoms	Lead	180-32306-1	0.8	0.8	mg/L	B	0.5			Salt Lake City	2014
PWS Tank Bottoms	Lead	C0L080465001	0.85	0.85	mg/L		0.05			Clackamas	2010
PWS Tank Bottoms	Lead	180-10295-1	0.87	0.87	mg/L		0.25			Salt Lake City	2012
PWS Tank Bottoms	Lead	180-43578-1	0.93	0.93	mg/L		0.5			Chandler	2015
PWS Tank Bottoms	Lead	180-604-13	0.94	0.94	mg/L		0.05	35	56	Salt Lake City	2011
PWS Tank Bottoms	Lead	C9F060175001	1.1	1.1	mg/L		0.3			Wichita	2009
PWS Tank Bottoms	Lead	180-20714-1	1.2	1.2	mg/L		0.05			Salt Lake City	2013
PWS Tank Bottoms	Lead	C9E130321001	1.3	1.3	mg/L		0.05			Chandler	2009
PWS Tank Bottoms	Lead	180-82828-1	1.3	1.3	mg/L		0.5			Oklahoma City	2018
PWS Tank Bottoms	Lead	180-21899-1	1.5	1.5	mg/L		0.05			Tulsa	2013
PWS Tank Bottoms	Lead	C8J030260001	1.6	1.6	mg/L		0.3			Eagan	2008
PWS Tank Bottoms	Lead	C9I170278001	1.6	1.6	mg/L		0.05			Santa Ana	2009
PWS Tank Bottoms	Lead	C0D220565001	1.9	1.9	mg/L		0.05			Salt Lake City	2010
PWS Tank Bottoms	Lead	180-53843-1	1.9	1.9	mg/L		1			Salt Lake City	2016
PWS Tank Bottoms	Lead	180-10005-1	2.4	2.4	mg/L		0.05			Boise	2012
PWS Tank Bottoms	Lead	180-27070-1	2.6	2.6	mg/L	B	1			Sacramento	2013
PWS Tank Bottoms	Lead	180-32876-1	3	3	mg/L		1			Boise	2014
PWS Tank Bottoms	Lead	C8J030263001	3.2	3.2	mg/L		0.3			Eagan	2008
PWS Tank Bottoms	Lead	C9D230261001	3.3	3.3	mg/L		0.05			Salt Lake City	2009
PWS Tank Bottoms	Lead	180-68912-1	3.7	3.7	mg/L		0.5			Farmington	2017
PWS Tank Bottoms	Lead	C0I090490001	4.1	4.1	mg/L		0.3			Santa Ana	2010
PWS Tank Bottoms	Lead	C8D030320001	5.1	5.1	mg/L		0.5			Salt Lake City	2008
PWS Tank Bottoms	Lead	C0A200514001	18.6	18.6	mg/L		0.3			Sacramento	2010
PWS Tank Bottoms	Lead	C8H250154001	20.2	20.2	mg/L		0.3			Blaine	2008
PWS Tank Bottoms	Lead	C8H250147001	20.6	20.6	mg/L		0.3			Blaine	2008
PWS Tank Bottoms	Lead	180-53880-1	32	32	mg/L		0.5			Omaha	2016
PWS Tank Bottoms	Mercury	180-52526-1	0.00007	0.00007	mg/L	J	0.0002			Boise	2016
PWS Tank Bottoms	Mercury	180-53484-1	0.000082	0.000082	mg/L	J B	0.0002			Chandler	2016
PWS Tank Bottoms	Mercury	180-67590-2	0.000085	0.000085	mg/L	J	0.0002			Boise	2017
PWS Tank Bottoms	Mercury	180-23127-1	0.000092	0.000092	mg/L	J	0.0002			Wichita	2013
PWS Tank Bottoms	Mercury	180-53880-1	0.000097	0.000097	mg/L	J	0.0002			Omaha	2016
PWS Tank Bottoms	Mercury	C8H200252001	0.0002	0.0001	mg/L	U	0.0002			Dodge City	2008
PWS Tank Bottoms	Mercury	C8H080290001	0.0002	0.0001	mg/L	U	0.0002			Wichita	2008
PWS Tank Bottoms	Mercury	C9H040289003	0.0002	0.0001	mg/L	U	0.0002			Dodge City	2009
PWS Tank Bottoms	Mercury	C9E210290002	0.0002	0.0001	mg/L	U	0.0002			Oklahoma City	2009
PWS Tank Bottoms	Mercury	C9H040288003	0.0002	0.0001	mg/L	U	0.0002			Wichita	2009
PWS Tank Bottoms	Mercury	C0H100558001	0.0002	0.0001	mg/L	U	0.0002			Boise	2010
PWS Tank Bottoms	Mercury	180-2334-1	0.0002	0.0001	mg/L	U	0.0002			Boise	2011
PWS Tank Bottoms	Mercury	180-2462-1	0.0001	0.0001	mg/L	J	0.0002			Santa Ana	2011
PWS Tank Bottoms	Mercury	180-6080-1	0.0002	0.0001	mg/L	U	0.0002			Sioux Falls	2012
PWS Tank Bottoms	Mercury	180-35833-1	0.0002	0.0001	mg/L	U	0.0002			Dodge City	2014
PWS Tank Bottoms	Mercury	180-44034-1	0.0001	0.0001	mg/L	J	0.0002			Boise	2015
PWS Tank Bottoms	Mercury	180-43573-1	0.0002	0.0001	mg/L	U	0.0002			Salt Lake City	2015
PWS Tank Bottoms	Mercury	180-68912-1	0.0001	0.0001	mg/L	J	0.0002			Farmington	2017
PWS Tank Bottoms	Mercury	180-80846-1	0.0002	0.0001	mg/L	U	0.0002			Sacramento	2018
PWS Tank Bottoms	Mercury	C0L080465001	0.0002	0.0002	mg/L		0.0002			Clackamas	2010
PWS Tank Bottoms	Mercury	180-20714-1	0.0002	0.0002	mg/L	B	0.0002			Salt Lake City	2013
PWS Tank Bottoms	Mercury	C9I170278001	0.00021	0.00021	mg/L		0.0002			Santa Ana	2009

PWS Tank Bottoms	Mercury	180-2452-1	0.00022	0.00022	mg/L		U			Chandler	2011
PWS Tank Bottoms	Mercury	C8F130326001	0.00024	0.00024	mg/L		0.0002			Fargo	2008
PWS Tank Bottoms	Mercury	180-21899-1	0.00026	0.00026	mg/L	B	0.0002			Tulsa	2013
PWS Tank Bottoms	Mercury	180-43578-1	0.00027	0.00027	mg/L		0.0002			Chandler	2015
PWS Tank Bottoms	Mercury	180-77050-1	0.00028	0.00028	mg/L		0.0002			Boise	2018
PWS Tank Bottoms	Mercury	180-10005-1	0.00031	0.00031	mg/L		0.0002			Boise	2012
PWS Tank Bottoms	Mercury	C9E130321001	0.00032	0.00032	mg/L		0.0002			Chandler	2009
PWS Tank Bottoms	Mercury	180-65572-1	0.00036	0.00036	mg/L		0.0002			Chandler	2017
PWS Tank Bottoms	Mercury	180-77711-1	0.00037	0.00037	mg/L		0.0002			Salt Lake City	2018
PWS Tank Bottoms	Mercury	C9K120427001	0.0004	0.0004	mg/L		0.0002			Clackamas	2009
PWS Tank Bottoms	Mercury	180-10295-1	0.00042	0.00042	mg/L	B	0.0002			Salt Lake City	2012
PWS Tank Bottoms	Mercury	C8E200313001	0.00045	0.00045	mg/L		0.0002			Boise	2008
PWS Tank Bottoms	Mercury	180-82828-1	0.001	0.0005	mg/L	U ^	0.001	35	56	Oklahoma City	2018
PWS Tank Bottoms	Mercury	C9D230261001	0.00054	0.00054	mg/L		0.0002			Salt Lake City	2009
PWS Tank Bottoms	Mercury	180-32306-1	0.00073	0.00073	mg/L		0.0002			Salt Lake City	2014
PWS Tank Bottoms	Mercury	C8D030320001	0.00086	0.00086	mg/L		0.0002			Salt Lake City	2008
PWS Tank Bottoms	Mercury	C9E090111001	0.00094	0.00094	mg/L		0.0002			Boise	2009
PWS Tank Bottoms	Mercury	C0D220565001	0.001	0.001	mg/L		0.0002			Salt Lake City	2010
PWS Tank Bottoms	Mercury	180-51960-1	0.002	0.001	mg/L	U	0.002			Farmington	2015
PWS Tank Bottoms	Mercury	180-80926-1	0.0013	0.0013	mg/L	B	0.0002			Farmington	2018
PWS Tank Bottoms	Mercury	180-604-13	0.0015	0.0015	mg/L	H	0.0002			Salt Lake City	2011
PWS Tank Bottoms	Mercury	180-65524-1	0.0036	0.0036	mg/L		0.0002			Salt Lake City	2017
PWS Tank Bottoms	Mercury	180-74608-1	0.009	0.009	mg/L	J	0.017			Salisbury	2018
PWS Tank Bottoms	Mercury	180-56702-1	0.01	0.01	mg/L	J	0.033			Farmington	2016
PWS Tank Bottoms	Mercury	C8H250147001	0.033	0.0165	mg/L	U	0.033			Blaine	2008
PWS Tank Bottoms	Mercury	C8H250154001	0.033	0.0165	mg/L	U	0.033			Blaine	2008
PWS Tank Bottoms	Mercury	C8J030260001	0.033	0.0165	mg/L	U	0.033			Eagan	2008
PWS Tank Bottoms	Mercury	C8J030263001	0.033	0.0165	mg/L	U	0.033			Eagan	2008
PWS Tank Bottoms	Mercury	C9F060175001	0.033	0.0165	mg/L	U	0.033			Wichita	2009
PWS Tank Bottoms	Mercury	C0A200514001	0.033	0.0165	mg/L	U	0.033			Sacramento	2010
PWS Tank Bottoms	Mercury	C0I090490001	0.033	0.0165	mg/L	U	0.033			Santa Ana	2010
PWS Tank Bottoms	Mercury	180-27070-1	0.033	0.0165	mg/L	U	0.033			Sacramento	2013
PWS Tank Bottoms	Mercury	180-32876-1	0.033	0.0165	mg/L	U	0.033			Boise	2014
PWS Tank Bottoms	Mercury	180-53843-1	0.033	0.0165	mg/L	U	0.033			Salt Lake City	2016
PWS Tank Bottoms	Methylphenol, 3 & 4	180-6080-1	0.018	0.018	mg/L	J	0.05			Sioux Falls	2012
PWS Tank Bottoms	Methylphenol, 3 & 4	C8H200252001	0.05	0.025	mg/L	U	0.05			Dodge City	2008
PWS Tank Bottoms	Methylphenol, 3 & 4	C8F130326001	0.05	0.025	mg/L	U	0.05			Fargo	2008
PWS Tank Bottoms	Methylphenol, 3 & 4	C8D030320001	0.05	0.025	mg/L	U	0.05			Salt Lake City	2008
PWS Tank Bottoms	Methylphenol, 3 & 4	C9E090111001	0.05	0.025	mg/L	U	0.05			Boise	2009
PWS Tank Bottoms	Methylphenol, 3 & 4	C9H040289003	0.05	0.025	mg/L	U	0.05			Dodge City	2009
PWS Tank Bottoms	Methylphenol, 3 & 4	C9D230261001	0.05	0.025	mg/L	U	0.05			Salt Lake City	2009
PWS Tank Bottoms	Methylphenol, 3 & 4	C9H040288003	0.05	0.025	mg/L	U	0.05			Wichita	2009
PWS Tank Bottoms	Methylphenol, 3 & 4	C0D220565001	0.05	0.025	mg/L	U	0.05			Salt Lake City	2010
PWS Tank Bottoms	Methylphenol, 3 & 4	180-2334-1	0.05	0.025	mg/L	U	0.05			Boise	2011
PWS Tank Bottoms	Methylphenol, 3 & 4	180-2452-1	0.05	0.025	mg/L	U	0.05			Chandler	2011
PWS Tank Bottoms	Methylphenol, 3 & 4	180-10005-1	0.05	0.025	mg/L	U	0.05			Boise	2012
PWS Tank Bottoms	Methylphenol, 3 & 4	180-21899-1	0.05	0.025	mg/L	U	0.05			Tulsa	2013
PWS Tank Bottoms	Methylphenol, 3 & 4	180-32306-1	0.05	0.025	mg/L	U	0.05			Salt Lake City	2014
PWS Tank Bottoms	Methylphenol, 3 & 4	180-52526-1	0.05	0.025	mg/L	U H	0.05			Boise	2016
PWS Tank Bottoms	Methylphenol, 3 & 4	180-53484-1	0.05	0.025	mg/L	U	0.05			Chandler	2016
PWS Tank Bottoms	Methylphenol, 3 & 4	180-67590-2	0.05	0.025	mg/L	U	0.05			Boise	2017
PWS Tank Bottoms	Methylphenol, 3 & 4	180-68912-1	0.05	0.025	mg/L	U	0.05			Farmington	2017
PWS Tank Bottoms	Methylphenol, 3 & 4	180-80926-1	0.05	0.025	mg/L	U	0.05			Farmington	2018

PWS Tank Bottoms	Methylphenol, 3 & 4	180-82828-1	0.05	0.025	mg/L	U	0.05			Oklahoma City	2018
PWS Tank Bottoms	Methylphenol, 3 & 4	180-80846-1	0.05	0.025	mg/L	U	0.05			Sacramento	2018
PWS Tank Bottoms	Methylphenol, 3 & 4	180-77050-1	0.03	0.03	mg/L	J	0.05			Boise	2018
PWS Tank Bottoms	Methylphenol, 3 & 4	180-65572-1	0.031	0.031	mg/L	J	0.05			Chandler	2017
PWS Tank Bottoms	Methylphenol, 3 & 4	180-35833-1	0.037	0.037	mg/L	J	0.05			Dodge City	2014
PWS Tank Bottoms	Methylphenol, 3 & 4	C9K120427001	0.1	0.05	mg/L	U	0.1			Clackamas	2009
PWS Tank Bottoms	Methylphenol, 3 & 4	C9E210290002	0.054	0.054	mg/L		0.05			Oklahoma City	2009
PWS Tank Bottoms	Methylphenol, 3 & 4	C0H100558001	0.057	0.057	mg/L		0.05			Boise	2010
PWS Tank Bottoms	Methylphenol, 3 & 4	180-65524-1	0.13	0.13	mg/L		0.05			Salt Lake City	2017
PWS Tank Bottoms	Methylphenol, 3 & 4	180-10295-1	0.15	0.15	mg/L		0.05			Salt Lake City	2012
PWS Tank Bottoms	Methylphenol, 3 & 4	C9E130321001	0.16	0.16	mg/L		0.05			Chandler	2009
PWS Tank Bottoms	Methylphenol, 3 & 4	180-77711-1	0.16	0.16	mg/L		0.05			Salt Lake City	2018
PWS Tank Bottoms	Methylphenol, 3 & 4	C8J030263001	0.19	0.19	mg/L		0.1	32	51	Eagan	2008
PWS Tank Bottoms	Methylphenol, 3 & 4	180-53880-1	0.2	0.2	mg/L		0.05			Omaha	2016
PWS Tank Bottoms	Methylphenol, 3 & 4	C8J030260001	0.26	0.26	mg/L		0.1			Eagan	2008
PWS Tank Bottoms	Methylphenol, 3 & 4	180-604-13	0.26	0.26	mg/L	H	0.05			Salt Lake City	2011
PWS Tank Bottoms	Methylphenol, 3 & 4	180-44034-1	0.3	0.3	mg/L		0.05			Boise	2015
PWS Tank Bottoms	Methylphenol, 3 & 4	C8H080290001	0.32	0.32	mg/L		0.05			Wichita	2008
PWS Tank Bottoms	Methylphenol, 3 & 4	C8E200313001	0.75	0.375	mg/L	U	0.75			Boise	2008
PWS Tank Bottoms	Methylphenol, 3 & 4	180-43578-1	0.45	0.45	mg/L		0.05			Chandler	2015
PWS Tank Bottoms	Methylphenol, 3 & 4	180-20714-1	0.48	0.48	mg/L		0.05			Salt Lake City	2013
PWS Tank Bottoms	Methylphenol, 3 & 4	C8H250147001	1	0.5	mg/L	U	1			Blaine	2008
PWS Tank Bottoms	Methylphenol, 3 & 4	C8H250154001	1	0.5	mg/L	U	1			Blaine	2008
PWS Tank Bottoms	Methylphenol, 3 & 4	180-32876-1	1	0.5	mg/L	U	1			Boise	2014
PWS Tank Bottoms	Methylphenol, 3 & 4	180-51960-2	1	0.5	mg/L	U	1			Farmington	2015
PWS Tank Bottoms	Methylphenol, 3 & 4	180-56702-1	1	0.5	mg/L	U	1			Farmington	2016
PWS Tank Bottoms	Methylphenol, 3 & 4	180-74608-1	1	0.5	mg/L	U	1			Salisbury	2018
PWS Tank Bottoms	Methylphenol, 3 & 4	180-23127-1	0.65	0.65	mg/L		0.05			Wichita	2013
PWS Tank Bottoms	Methylphenol, 3 & 4	180-43573-1	1	1	mg/L		0.05			Salt Lake City	2015
PWS Tank Bottoms	Methylphenol, 3 & 4	C9F060175001	1.3	1.3	mg/L		0.1			Wichita	2009
PWS Tank Bottoms	Methylphenol, 3 & 4	C0L080465001	1.3	1.3	mg/L		0.05			Clackamas	2010
PWS Tank Bottoms	Methylphenol, 3 & 4	180-53843-1	5.5	5.5	mg/L		1			Salt Lake City	2016
PWS Tank Bottoms	Nitrobenzene	C8H200252001	0.05	0.025	mg/L	U	0.05			Dodge City	2008
PWS Tank Bottoms	Nitrobenzene	C8F130326001	0.05	0.025	mg/L	U	0.05			Fargo	2008
PWS Tank Bottoms	Nitrobenzene	C8D030320001	0.05	0.025	mg/L	U	0.05			Salt Lake City	2008
PWS Tank Bottoms	Nitrobenzene	C8H080290001	0.05	0.025	mg/L	U	0.05			Wichita	2008
PWS Tank Bottoms	Nitrobenzene	C9E090111001	0.05	0.025	mg/L	U	0.05			Boise	2009
PWS Tank Bottoms	Nitrobenzene	C9E130321001	0.05	0.025	mg/L	U	0.05			Chandler	2009
PWS Tank Bottoms	Nitrobenzene	C9H040289003	0.05	0.025	mg/L	U	0.05			Dodge City	2009
PWS Tank Bottoms	Nitrobenzene	C9E210290002	0.05	0.025	mg/L	U	0.05			Oklahoma City	2009
PWS Tank Bottoms	Nitrobenzene	C9D230261001	0.05	0.025	mg/L	U	0.05			Salt Lake City	2009
PWS Tank Bottoms	Nitrobenzene	C9H040288003	0.05	0.025	mg/L	U	0.05			Wichita	2009
PWS Tank Bottoms	Nitrobenzene	C0H100558001	0.05	0.025	mg/L	U	0.05			Boise	2010
PWS Tank Bottoms	Nitrobenzene	C0L080465001	0.05	0.025	mg/L	U	0.05			Clackamas	2010
PWS Tank Bottoms	Nitrobenzene	C0D220565001	0.05	0.025	mg/L	U	0.05			Salt Lake City	2010
PWS Tank Bottoms	Nitrobenzene	180-2334-1	0.05	0.025	mg/L	U	0.05			Boise	2011
PWS Tank Bottoms	Nitrobenzene	180-2452-1	0.05	0.025	mg/L	U	0.05			Chandler	2011
PWS Tank Bottoms	Nitrobenzene	180-604-13	0.05	0.025	mg/L	U	0.05			Salt Lake City	2011
PWS Tank Bottoms	Nitrobenzene	180-10005-1	0.05	0.025	mg/L	U	0.05			Boise	2012
PWS Tank Bottoms	Nitrobenzene	180-10295-1	0.05	0.025	mg/L	U	0.05			Salt Lake City	2012
PWS Tank Bottoms	Nitrobenzene	180-20714-1	0.05	0.025	mg/L	U	0.05			Salt Lake City	2013
PWS Tank Bottoms	Nitrobenzene	180-21899-1	0.05	0.025	mg/L	U	0.05			Tulsa	2013
PWS Tank Bottoms	Nitrobenzene	180-23127-1	0.05	0.025	mg/L	U	0.05			Wichita	2013

PWS Tank Bottoms	Nitrobenzene	180-35833-1	0.05	0.025	mg/L	U	0.05			Dodge City	2014
PWS Tank Bottoms	Nitrobenzene	180-32306-1	0.05	0.025	mg/L	U	0.05			Salt Lake City	2014
PWS Tank Bottoms	Nitrobenzene	180-44034-1	0.05	0.025	mg/L	U	0.05			Boise	2015
PWS Tank Bottoms	Nitrobenzene	180-43578-1	0.05	0.025	mg/L	U	0.05			Chandler	2015
PWS Tank Bottoms	Nitrobenzene	180-43573-1	0.05	0.025	mg/L	U	0.05			Salt Lake City	2015
PWS Tank Bottoms	Nitrobenzene	180-52526-1	0.05	0.025	mg/L	U H	0.05			Boise	2016
PWS Tank Bottoms	Nitrobenzene	180-53484-1	0.05	0.025	mg/L	U	0.05			Chandler	2016
PWS Tank Bottoms	Nitrobenzene	180-53880-1	0.05	0.025	mg/L	U	0.05			Omaha	2016
PWS Tank Bottoms	Nitrobenzene	180-67590-2	0.05	0.025	mg/L	U	0.05			Boise	2017
PWS Tank Bottoms	Nitrobenzene	180-65572-1	0.05	0.025	mg/L	U	0.05			Chandler	2017
PWS Tank Bottoms	Nitrobenzene	180-68912-1	0.05	0.025	mg/L	U	0.05	32	51	Farmington	2017
PWS Tank Bottoms	Nitrobenzene	180-65524-1	0.05	0.025	mg/L	U	0.05			Salt Lake City	2017
PWS Tank Bottoms	Nitrobenzene	180-77050-1	0.05	0.025	mg/L	U	0.05			Boise	2018
PWS Tank Bottoms	Nitrobenzene	180-80926-1	0.05	0.025	mg/L	U	0.05			Farmington	2018
PWS Tank Bottoms	Nitrobenzene	180-82828-1	0.05	0.025	mg/L	U	0.05			Oklahoma City	2018
PWS Tank Bottoms	Nitrobenzene	180-80846-1	0.05	0.025	mg/L	U	0.05			Sacramento	2018
PWS Tank Bottoms	Nitrobenzene	180-77711-1	0.05	0.025	mg/L	U	0.05			Salt Lake City	2018
PWS Tank Bottoms	Nitrobenzene	C8J030260001	0.1	0.05	mg/L	U	0.1			Eagan	2008
PWS Tank Bottoms	Nitrobenzene	C8J030263001	0.1	0.05	mg/L	U	0.1			Eagan	2008
PWS Tank Bottoms	Nitrobenzene	C9K120427001	0.1	0.05	mg/L	U	0.1			Clackamas	2009
PWS Tank Bottoms	Nitrobenzene	C9F060175001	0.1	0.05	mg/L	U	0.1			Wichita	2009
PWS Tank Bottoms	Nitrobenzene	180-6080-1	0.26	0.26	mg/L		0.05			Sioux Falls	2012
PWS Tank Bottoms	Nitrobenzene	C8E200313001	0.75	0.375	mg/L	U	0.75			Boise	2008
PWS Tank Bottoms	Nitrobenzene	C8H250147001	1	0.5	mg/L	U	1			Blaine	2008
PWS Tank Bottoms	Nitrobenzene	C8H250154001	1	0.5	mg/L	U	1			Blaine	2008
PWS Tank Bottoms	Nitrobenzene	180-32876-1	1	0.5	mg/L	U	1			Boise	2014
PWS Tank Bottoms	Nitrobenzene	180-51960-2	1	0.5	mg/L	U	1			Farmington	2015
PWS Tank Bottoms	Nitrobenzene	180-56702-1	1	0.5	mg/L	U	1			Farmington	2016
PWS Tank Bottoms	Nitrobenzene	180-53843-1	1	0.5	mg/L	U	1			Salt Lake City	2016
PWS Tank Bottoms	Nitrobenzene	180-74608-1	1	0.5	mg/L	U	1			Salisbury	2018
PWS Tank Bottoms	Pentachlorophenol	180-32876-1	0.13	0.065	mg/L	U	0.13			Boise	2014
PWS Tank Bottoms	Pentachlorophenol	180-51960-2	0.13	0.065	mg/L	U	0.13			Farmington	2015
PWS Tank Bottoms	Pentachlorophenol	180-56702-1	0.13	0.065	mg/L	U	0.13			Farmington	2016
PWS Tank Bottoms	Pentachlorophenol	180-53843-1	0.13	0.065	mg/L	U	0.13			Salt Lake City	2016
PWS Tank Bottoms	Pentachlorophenol	180-74608-1	0.13	0.065	mg/L	U	0.13			Salisbury	2018
PWS Tank Bottoms	Pentachlorophenol	C8H200252001	0.25	0.125	mg/L	U	0.25			Dodge City	2008
PWS Tank Bottoms	Pentachlorophenol	C8F130326001	0.25	0.125	mg/L	U	0.25			Fargo	2008
PWS Tank Bottoms	Pentachlorophenol	C8D030320001	0.25	0.125	mg/L	U	0.25			Salt Lake City	2008
PWS Tank Bottoms	Pentachlorophenol	C8H080290001	0.25	0.125	mg/L	U	0.25			Wichita	2008
PWS Tank Bottoms	Pentachlorophenol	C9E090111001	0.25	0.125	mg/L	U	0.25			Boise	2009
PWS Tank Bottoms	Pentachlorophenol	C9E130321001	0.25	0.125	mg/L	U	0.25			Chandler	2009
PWS Tank Bottoms	Pentachlorophenol	C9H040289003	0.25	0.125	mg/L	U	0.25			Dodge City	2009
PWS Tank Bottoms	Pentachlorophenol	C9E210290002	0.25	0.125	mg/L	U	0.25			Oklahoma City	2009
PWS Tank Bottoms	Pentachlorophenol	C9D230261001	0.25	0.125	mg/L	U	0.25			Salt Lake City	2009
PWS Tank Bottoms	Pentachlorophenol	C9H040288003	0.25	0.125	mg/L	U	0.25			Wichita	2009
PWS Tank Bottoms	Pentachlorophenol	C0H100558001	0.25	0.125	mg/L	U	0.25			Boise	2010
PWS Tank Bottoms	Pentachlorophenol	C0L080465001	0.25	0.125	mg/L	U	0.25			Clackamas	2010
PWS Tank Bottoms	Pentachlorophenol	C0D220565001	0.25	0.125	mg/L	U	0.25			Salt Lake City	2010
PWS Tank Bottoms	Pentachlorophenol	180-2334-1	0.25	0.125	mg/L	U	0.25			Boise	2011
PWS Tank Bottoms	Pentachlorophenol	180-2452-1	0.25	0.125	mg/L	U	0.25			Chandler	2011
PWS Tank Bottoms	Pentachlorophenol	180-604-13	0.25	0.125	mg/L	U	0.25			Salt Lake City	2011
PWS Tank Bottoms	Pentachlorophenol	180-10005-1	0.25	0.125	mg/L	U	0.25			Boise	2012
PWS Tank Bottoms	Pentachlorophenol	180-10295-1	0.25	0.125	mg/L	U	0.25			Salt Lake City	2012

PWS Tank Bottoms	Pentachlorophenol	180-6080-1	0.25	0.125	mg/L	U	0.25			Sioux Falls	2012
PWS Tank Bottoms	Pentachlorophenol	180-20714-1	0.25	0.125	mg/L	U	0.25			Salt Lake City	2013
PWS Tank Bottoms	Pentachlorophenol	180-21899-1	0.25	0.125	mg/L	U	0.25			Tulsa	2013
PWS Tank Bottoms	Pentachlorophenol	180-23127-1	0.25	0.125	mg/L	U	0.25			Wichita	2013
PWS Tank Bottoms	Pentachlorophenol	180-35833-1	0.25	0.125	mg/L	U	0.25			Dodge City	2014
PWS Tank Bottoms	Pentachlorophenol	180-32306-1	0.25	0.125	mg/L	U	0.25			Salt Lake City	2014
PWS Tank Bottoms	Pentachlorophenol	180-44034-1	0.25	0.125	mg/L	U	0.25			Boise	2015
PWS Tank Bottoms	Pentachlorophenol	180-43578-1	0.25	0.125	mg/L	U	0.25			Chandler	2015
PWS Tank Bottoms	Pentachlorophenol	180-43573-1	0.25	0.125	mg/L	U	0.25	32	51	Salt Lake City	2015
PWS Tank Bottoms	Pentachlorophenol	180-52526-1	0.25	0.125	mg/L	U H	0.25			Boise	2016
PWS Tank Bottoms	Pentachlorophenol	180-53484-1	0.25	0.125	mg/L	U	0.25			Chandler	2016
PWS Tank Bottoms	Pentachlorophenol	180-53880-1	0.25	0.125	mg/L	U	0.25			Omaha	2016
PWS Tank Bottoms	Pentachlorophenol	180-67590-2	0.25	0.125	mg/L	U	0.25			Boise	2017
PWS Tank Bottoms	Pentachlorophenol	180-65572-1	0.25	0.125	mg/L	U	0.25			Chandler	2017
PWS Tank Bottoms	Pentachlorophenol	180-68912-1	0.25	0.125	mg/L	U	0.25			Farmington	2017
PWS Tank Bottoms	Pentachlorophenol	180-65524-1	0.25	0.125	mg/L	U	0.25			Salt Lake City	2017
PWS Tank Bottoms	Pentachlorophenol	180-77050-1	0.25	0.125	mg/L	U	0.25			Boise	2018
PWS Tank Bottoms	Pentachlorophenol	180-80926-1	0.25	0.125	mg/L	U	0.25			Farmington	2018
PWS Tank Bottoms	Pentachlorophenol	180-82828-1	0.25	0.125	mg/L	U	0.25			Oklahoma City	2018
PWS Tank Bottoms	Pentachlorophenol	180-80846-1	0.25	0.125	mg/L	U	0.25			Sacramento	2018
PWS Tank Bottoms	Pentachlorophenol	180-77711-1	0.25	0.125	mg/L	U	0.25			Salt Lake City	2018
PWS Tank Bottoms	Pentachlorophenol	C9K120427001	0.5	0.25	mg/L	U	0.5			Clackamas	2009
PWS Tank Bottoms	Pentachlorophenol	C8E200313001	3.8	1.9	mg/L	U	3.8			Boise	2008
PWS Tank Bottoms	Pentachlorophenol	C8H250147001	100	50	mg/L	U	100			Blaine	2008
PWS Tank Bottoms	Pentachlorophenol	C8H250154001	100	50	mg/L	U	100			Blaine	2008
PWS Tank Bottoms	Pentachlorophenol	C8J030260001	100	50	mg/L	U	100			Eagan	2008
PWS Tank Bottoms	Pentachlorophenol	C8J030263001	100	50	mg/L	U	100			Eagan	2008
PWS Tank Bottoms	Pentachlorophenol	C9F060175001	100	50	mg/L	U	100			Wichita	2009
PWS Tank Bottoms	pH	180-51960-1	4.6	4.6	SU	HF	0.1			Farmington	2015
PWS Tank Bottoms	pH	180-53843-1	5.46	5.46	SU		0.1			Salt Lake City	2016
PWS Tank Bottoms	pH	C8J030260001	5.6	5.6	No Units					Eagan	2008
PWS Tank Bottoms	pH	180-74608-1	5.7	5.7	SU	HF	0.1			Salisbury	2018
PWS Tank Bottoms	pH	180-35833-1	5.84	5.84	No Units		0.1			Dodge City	2014
PWS Tank Bottoms	pH	180-53484-1	6.01	6.01	SU		0.1			Chandler	2016
PWS Tank Bottoms	pH	C8J030263001	6.2	6.2	No Units					Eagan	2008
PWS Tank Bottoms	pH	180-43573-1	6.39	6.39	SU	H	0.1			Salt Lake City	2015
PWS Tank Bottoms	pH	C8H200252001	6.4	6.4	No Units					Dodge City	2008
PWS Tank Bottoms	pH	C9F060175001	6.4	6.4	No Units					Wichita	2009
PWS Tank Bottoms	pH	C9I170278001	6.6	6.6	No Units					Santa Ana	2009
PWS Tank Bottoms	pH	180-56702-1	6.62	6.62	SU		0.1			Farmington	2016
PWS Tank Bottoms	pH	C0I090490001	6.8	6.8	No Units					Santa Ana	2010
PWS Tank Bottoms	pH	180-68912-1	6.8	6.8	SU	HF	0.1			Farmington	2017
PWS Tank Bottoms	pH	C9H040289001	6.9	6.9	No Units					Dodge City	2009
PWS Tank Bottoms	pH	180-65572-1	7	7	SU	HF	0.1			Chandler	2017
PWS Tank Bottoms	pH	180-80846-1	7	7	SU	HF	0.1			Sacramento	2018
PWS Tank Bottoms	pH	180-53880-1	7.02	7.02	SU	H	0.1			Omaha	2016
PWS Tank Bottoms	pH	180-6080-1	7.11	7.11	No Units	H	0.1			Sioux Falls	2012
PWS Tank Bottoms	pH	C9H040288001	7.2	7.2	No Units					Wichita	2009
PWS Tank Bottoms	pH	C9E130321001	7.3	7.3	No Units					Chandler	2009
PWS Tank Bottoms	pH	180-21899-1	7.3	7.3	No Units	H	0.1			Tulsa	2013
PWS Tank Bottoms	pH	C8H080290001	7.4	7.4	No Units					Wichita	2008
PWS Tank Bottoms	pH	C0A200514001	7.4	7.4	No Units					Sacramento	2010
PWS Tank Bottoms	pH	180-10005-1	7.4	7.4	No Units		0.1			Boise	2012

PWS Tank Bottoms	pH	180-2452-1	7.44	7.44	No Units		0.1			Chandler	2011
PWS Tank Bottoms	pH	C0L080465001	7.5	7.5	No Units					Clackamas	2010
PWS Tank Bottoms	pH	180-2462-1	7.58	7.58	No Units		0.1			Santa Ana	2011
PWS Tank Bottoms	pH	C8E200313001	7.6	7.6	No Units					Boise	2008
PWS Tank Bottoms	pH	180-80926-1	7.6	7.6	SU	HF	0.1			Farmington	2018
PWS Tank Bottoms	pH	180-23127-1	7.66	7.66	No Units	H	0.1			Wichita	2013
PWS Tank Bottoms	pH	180-52526-1	7.68	7.68	SU	H	0.1			Boise	2016
PWS Tank Bottoms	pH	180-27070-1	7.75	7.75	No Units	H	0.1			Sacramento	2013
PWS Tank Bottoms	pH	C9K120427001	7.8	7.8	No Units					Clackamas	2009
PWS Tank Bottoms	pH	C8H250147001	7.9	7.9	No Units			35	56	Blaine	2008
PWS Tank Bottoms	pH	180-65524-1	7.9	7.9	SU	HF	0.1			Salt Lake City	2017
PWS Tank Bottoms	pH	180-2334-1	7.95	7.95	No Units	H	0.1			Boise	2011
PWS Tank Bottoms	pH	C8H250154001	8	8	No Units					Blaine	2008
PWS Tank Bottoms	pH	C9E090111001	8.2	8.2	No Units					Boise	2009
PWS Tank Bottoms	pH	180-77050-1	8.2	8.2	SU	HF	0.1			Boise	2018
PWS Tank Bottoms	pH	180-44034-1	8.28	8.28	SU	H	0.1			Boise	2015
PWS Tank Bottoms	pH	180-67590-1	8.3	8.3	SU	H	0.1			Boise	2017
PWS Tank Bottoms	pH	C0D220565001	8.4	8.4	No Units					Salt Lake City	2010
PWS Tank Bottoms	pH	180-32876-1	8.41	8.41	No Units		0.1			Boise	2014
PWS Tank Bottoms	pH	C9D230261001	8.5	8.5	No Units					Salt Lake City	2009
PWS Tank Bottoms	pH	C0H100558001	8.6	8.6	No Units					Boise	2010
PWS Tank Bottoms	pH	180-604-11	8.6	8.6	No Units	HF	0.1			Salt Lake City	2011
PWS Tank Bottoms	pH	C9E210290001	8.7	8.7	No Units					Oklahoma City	2009
PWS Tank Bottoms	pH	180-82828-1	8.7	8.7	SU	HF	0.1			Oklahoma City	2018
PWS Tank Bottoms	pH	180-32306-1	8.76	8.76	No Units	H	0.1			Salt Lake City	2014
PWS Tank Bottoms	pH	180-20714-1	9.36	9.36	No Units	H	0.1			Salt Lake City	2013
PWS Tank Bottoms	pH	180-77711-1	9.4	9.4	SU	HF	0.1			Salt Lake City	2018
PWS Tank Bottoms	pH	C8D030320001	9.6	9.6	No Units					Salt Lake City	2008
PWS Tank Bottoms	pH	180-10295-1	9.68	9.68	No Units		0.1			Salt Lake City	2012
PWS Tank Bottoms	pH	180-43578-1	9.7	9.7	SU		0.1			Chandler	2015
PWS Tank Bottoms	pH	C8F130326001	10	10	No Units					Fargo	2008
PWS Tank Bottoms	Pyridine	C8H200252001	0.1	0.05	mg/L	U	0.1			Dodge City	2008
PWS Tank Bottoms	Pyridine	C8F130326001	0.1	0.05	mg/L	U	0.1			Fargo	2008
PWS Tank Bottoms	Pyridine	C8D030320001	0.1	0.05	mg/L	U	0.1			Salt Lake City	2008
PWS Tank Bottoms	Pyridine	C8H080290001	0.1	0.05	mg/L	U	0.1			Wichita	2008
PWS Tank Bottoms	Pyridine	C9E090111001	0.1	0.05	mg/L	U	0.1			Boise	2009
PWS Tank Bottoms	Pyridine	C9E130321001	0.1	0.05	mg/L	U	0.1			Chandler	2009
PWS Tank Bottoms	Pyridine	C9H040289003	0.1	0.05	mg/L	U	0.1			Dodge City	2009
PWS Tank Bottoms	Pyridine	C9E210290002	0.1	0.05	mg/L	U	0.1			Oklahoma City	2009
PWS Tank Bottoms	Pyridine	C9D230261001	0.1	0.05	mg/L	U	0.1			Salt Lake City	2009
PWS Tank Bottoms	Pyridine	C9H040288003	0.1	0.05	mg/L	U	0.1			Wichita	2009
PWS Tank Bottoms	Pyridine	C0H100558001	0.1	0.05	mg/L	U	0.1			Boise	2010
PWS Tank Bottoms	Pyridine	C0L080465001	0.1	0.05	mg/L	U	0.1			Clackamas	2010
PWS Tank Bottoms	Pyridine	C0D220565001	0.1	0.05	mg/L	U	0.1			Salt Lake City	2010
PWS Tank Bottoms	Pyridine	180-2334-1	0.1	0.05	mg/L	U	0.1			Boise	2011
PWS Tank Bottoms	Pyridine	180-2452-1	0.1	0.05	mg/L	U	0.1			Chandler	2011
PWS Tank Bottoms	Pyridine	180-604-13	0.1	0.05	mg/L	U	0.1			Salt Lake City	2011
PWS Tank Bottoms	Pyridine	180-10005-1	0.1	0.05	mg/L	U *	0.1			Boise	2012
PWS Tank Bottoms	Pyridine	180-10295-1	0.1	0.05	mg/L	U	0.1			Salt Lake City	2012
PWS Tank Bottoms	Pyridine	180-6080-1	0.1	0.05	mg/L	U	0.1			Sioux Falls	2012
PWS Tank Bottoms	Pyridine	180-20714-1	0.1	0.05	mg/L	U	0.1			Salt Lake City	2013
PWS Tank Bottoms	Pyridine	180-21899-1	0.1	0.05	mg/L	U	0.1			Tulsa	2013
PWS Tank Bottoms	Pyridine	180-23127-1	0.1	0.05	mg/L	U	0.1			Wichita	2013

PWS Tank Bottoms	Pyridine	180-35833-1	0.1	0.05	mg/L	U	0.1			Dodge City	2014
PWS Tank Bottoms	Pyridine	180-32306-1	0.1	0.05	mg/L	U *	0.1			Salt Lake City	2014
PWS Tank Bottoms	Pyridine	180-44034-1	0.1	0.05	mg/L	U	0.1			Boise	2015
PWS Tank Bottoms	Pyridine	180-43578-1	0.1	0.05	mg/L	U	0.1			Chandler	2015
PWS Tank Bottoms	Pyridine	180-43573-1	0.1	0.05	mg/L	U	0.1			Salt Lake City	2015
PWS Tank Bottoms	Pyridine	180-52526-1	0.1	0.05	mg/L	U H	0.1			Boise	2016
PWS Tank Bottoms	Pyridine	180-53484-1	0.1	0.05	mg/L	U	0.1			Chandler	2016
PWS Tank Bottoms	Pyridine	180-53880-1	0.1	0.05	mg/L	U	0.1			Omaha	2016
PWS Tank Bottoms	Pyridine	180-67590-2	0.1	0.05	mg/L	U	0.1			Boise	2017
PWS Tank Bottoms	Pyridine	180-65572-1	0.1	0.05	mg/L	U	0.1	32	51	Chandler	2017
PWS Tank Bottoms	Pyridine	180-68912-1	0.1	0.05	mg/L	U	0.1			Farmington	2017
PWS Tank Bottoms	Pyridine	180-65524-1	0.1	0.05	mg/L	U	0.1			Salt Lake City	2017
PWS Tank Bottoms	Pyridine	180-77050-1	0.1	0.05	mg/L	U	0.1			Boise	2018
PWS Tank Bottoms	Pyridine	180-80926-1	0.1	0.05	mg/L	U	0.1			Farmington	2018
PWS Tank Bottoms	Pyridine	180-82828-1	0.1	0.05	mg/L	U	0.1			Oklahoma City	2018
PWS Tank Bottoms	Pyridine	180-80846-1	0.1	0.05	mg/L	U	0.1			Sacramento	2018
PWS Tank Bottoms	Pyridine	180-77711-1	0.1	0.05	mg/L	U	0.1			Salt Lake City	2018
PWS Tank Bottoms	Pyridine	C9K120427001	0.2	0.1	mg/L	U	0.2			Clackamas	2009
PWS Tank Bottoms	Pyridine	C8J030260001	0.5	0.25	mg/L	U	0.5			Eagan	2008
PWS Tank Bottoms	Pyridine	C8J030263001	0.5	0.25	mg/L	U	0.5			Eagan	2008
PWS Tank Bottoms	Pyridine	C9F060175001	0.5	0.25	mg/L	U	0.5			Wichita	2009
PWS Tank Bottoms	Pyridine	C8E200313001	1.5	0.75	mg/L	U	1.5			Boise	2008
PWS Tank Bottoms	Pyridine	C8H250147001	5	2.5	mg/L	U	5			Blaine	2008
PWS Tank Bottoms	Pyridine	C8H250154001	5	2.5	mg/L	U	5			Blaine	2008
PWS Tank Bottoms	Pyridine	180-32876-1	5	2.5	mg/L	U	5			Boise	2014
PWS Tank Bottoms	Pyridine	180-51960-2	5	2.5	mg/L	U	5			Farmington	2015
PWS Tank Bottoms	Pyridine	180-56702-1	5	2.5	mg/L	U	5			Farmington	2016
PWS Tank Bottoms	Pyridine	180-53843-1	5	2.5	mg/L	U	5			Salt Lake City	2016
PWS Tank Bottoms	Pyridine	180-74608-1	5	2.5	mg/L	U	5			Salisbury	2018
PWS Tank Bottoms	Selenium	180-20714-1	0.004	0.004	mg/L	J B	0.05			Salt Lake City	2013
PWS Tank Bottoms	Selenium	180-10005-1	0.0075	0.0075	mg/L	J B	0.05			Boise	2012
PWS Tank Bottoms	Selenium	180-604-13	0.011	0.011	mg/L	J B	0.05			Salt Lake City	2011
PWS Tank Bottoms	Selenium	180-2462-1	0.011	0.011	mg/L	J B	0.05			Santa Ana	2011
PWS Tank Bottoms	Selenium	180-2452-1	0.013	0.013	mg/L	J B	0.05			Chandler	2011
PWS Tank Bottoms	Selenium	180-2334-1	0.015	0.015	mg/L	J	0.25			Boise	2011
PWS Tank Bottoms	Selenium	180-23127-1	0.015	0.015	mg/L	J B	0.05			Wichita	2013
PWS Tank Bottoms	Selenium	180-6080-1	0.02	0.02	mg/L	J B	0.25			Sioux Falls	2012
PWS Tank Bottoms	Selenium	180-21899-1	0.02	0.02	mg/L	J B	0.05			Tulsa	2013
PWS Tank Bottoms	Selenium	C9E090111001	0.05	0.025	mg/L	U	0.05			Boise	2009
PWS Tank Bottoms	Selenium	C9E130321001	0.05	0.025	mg/L	U	0.05			Chandler	2009
PWS Tank Bottoms	Selenium	C9K120427001	0.05	0.025	mg/L	U	0.05			Clackamas	2009
PWS Tank Bottoms	Selenium	C9H040289003	0.05	0.025	mg/L	U	0.05			Dodge City	2009
PWS Tank Bottoms	Selenium	C9E210290002	0.05	0.025	mg/L	U	0.05			Oklahoma City	2009
PWS Tank Bottoms	Selenium	C9D230261001	0.05	0.025	mg/L	U	0.05			Salt Lake City	2009
PWS Tank Bottoms	Selenium	C9I170278001	0.05	0.025	mg/L	U	0.05			Santa Ana	2009
PWS Tank Bottoms	Selenium	C9H040288003	0.05	0.025	mg/L	U	0.05			Wichita	2009
PWS Tank Bottoms	Selenium	C0L080465001	0.05	0.025	mg/L	U	0.05			Clackamas	2010
PWS Tank Bottoms	Selenium	C0D220565001	0.05	0.025	mg/L	U	0.05			Salt Lake City	2010
PWS Tank Bottoms	Selenium	180-35833-1	0.026	0.026	mg/L	J	0.5			Dodge City	2014
PWS Tank Bottoms	Selenium	180-53484-1	0.026	0.026	mg/L	J	0.5			Chandler	2016
PWS Tank Bottoms	Selenium	180-10295-1	0.033	0.033	mg/L	J	0.25			Salt Lake City	2012
PWS Tank Bottoms	Selenium	180-32306-1	0.037	0.037	mg/L	J B	0.5			Salt Lake City	2014
PWS Tank Bottoms	Selenium	180-43573-1	0.037	0.037	mg/L	J B	0.5			Salt Lake City	2015

PWS Tank Bottoms	Selenium	180-52526-1	0.045	0.045	mg/L	J B ^	0.5			Boise	2016
PWS Tank Bottoms	Selenium	180-77711-1	0.046	0.046	mg/L	J	0.5			Salt Lake City	2018
PWS Tank Bottoms	Selenium	C0H100558001	0.1	0.05	mg/L	U	0.1			Boise	2010
PWS Tank Bottoms	Selenium	180-51960-1	0.1	0.05	mg/L	U	0.1			Farmington	2015
PWS Tank Bottoms	Selenium	180-43578-1	0.06	0.06	mg/L	J B	0.5			Chandler	2015
PWS Tank Bottoms	Selenium	C8E200313001	0.25	0.125	mg/L	U	0.25			Boise	2008
PWS Tank Bottoms	Selenium	C8H200252001	0.25	0.125	mg/L	U	0.25			Dodge City	2008
PWS Tank Bottoms	Selenium	C8F130326001	0.25	0.125	mg/L	U	0.25			Fargo	2008
PWS Tank Bottoms	Selenium	C8D030320001	0.25	0.125	mg/L	U	0.25			Salt Lake City	2008
PWS Tank Bottoms	Selenium	C8H080290001	0.25	0.125	mg/L	U	0.25			Wichita	2008
PWS Tank Bottoms	**Selenium**	**180-44034-1**	**0.19**	**0.19**	**mg/L**	**J B**	**0.5**	**35**	**56**	**Boise**	**2015**
PWS Tank Bottoms	Selenium	180-67590-2	0.23	0.23	mg/L	J	0.5			Boise	2017
PWS Tank Bottoms	Selenium	C8H250147001	0.5	0.25	mg/L	U	0.5			Blaine	2008
PWS Tank Bottoms	Selenium	C8H250154001	0.5	0.25	mg/L	U	0.5			Blaine	2008
PWS Tank Bottoms	Selenium	C8J030260001	0.5	0.25	mg/L	U	0.5			Eagan	2008
PWS Tank Bottoms	Selenium	C8J030263001	0.5	0.25	mg/L	U	0.5			Eagan	2008
PWS Tank Bottoms	Selenium	C9F060175001	0.5	0.25	mg/L	U	0.5			Wichita	2009
PWS Tank Bottoms	Selenium	C0A200514001	0.5	0.25	mg/L	U	0.5			Sacramento	2010
PWS Tank Bottoms	Selenium	C0I090490001	0.5	0.25	mg/L	U	0.5			Santa Ana	2010
PWS Tank Bottoms	Selenium	180-53880-1	0.5	0.25	mg/L	U	0.5			Omaha	2016
PWS Tank Bottoms	Selenium	180-65572-1	0.5	0.25	mg/L	U	0.5			Chandler	2017
PWS Tank Bottoms	Selenium	180-68912-1	0.5	0.25	mg/L	U	0.5			Farmington	2017
PWS Tank Bottoms	Selenium	180-65524-1	0.5	0.25	mg/L	U	0.5			Salt Lake City	2017
PWS Tank Bottoms	Selenium	180-77050-1	0.5	0.25	mg/L	U	0.5			Boise	2018
PWS Tank Bottoms	Selenium	180-80926-1	0.5	0.25	mg/L	U	0.5			Farmington	2018
PWS Tank Bottoms	Selenium	180-82828-1	0.5	0.25	mg/L	U	0.5			Oklahoma City	2018
PWS Tank Bottoms	Selenium	180-80846-1	0.5	0.25	mg/L	U	0.5			Sacramento	2018
PWS Tank Bottoms	Selenium	180-27070-1	1	0.5	mg/L	U	1			Sacramento	2013
PWS Tank Bottoms	Selenium	180-32876-1	1	0.5	mg/L	U	1			Boise	2014
PWS Tank Bottoms	Selenium	180-56702-1	1	0.5	mg/L	U	1			Farmington	2016
PWS Tank Bottoms	Selenium	180-53843-1	1	0.5	mg/L	U	1			Salt Lake City	2016
PWS Tank Bottoms	Selenium	180-74608-1	1	0.5	mg/L	U	1			Salisbury	2018
PWS Tank Bottoms	Silver	180-604-13	0.0013	0.0013	mg/L	J	0.05			Salt Lake City	2011
PWS Tank Bottoms	Silver	180-10005-1	0.0037	0.0037	mg/L	J	0.05			Boise	2012
PWS Tank Bottoms	Silver	180-44034-1	0.0058	0.0058	mg/L	J	0.5			Boise	2015
PWS Tank Bottoms	Silver	C9E090111001	0.05	0.025	mg/L	U	0.05			Boise	2009
PWS Tank Bottoms	Silver	C9E130321001	0.05	0.025	mg/L	U	0.05			Chandler	2009
PWS Tank Bottoms	Silver	C9K120427001	0.05	0.025	mg/L	U	0.05			Clackamas	2009
PWS Tank Bottoms	Silver	C9H040289003	0.05	0.025	mg/L	U	0.05			Dodge City	2009
PWS Tank Bottoms	Silver	C9E210290002	0.05	0.025	mg/L	U	0.05			Oklahoma City	2009
PWS Tank Bottoms	Silver	C9D230261001	0.05	0.025	mg/L	U	0.05			Salt Lake City	2009
PWS Tank Bottoms	Silver	C9I170278001	0.05	0.025	mg/L	U	0.05			Santa Ana	2009
PWS Tank Bottoms	Silver	C9H040288003	0.05	0.025	mg/L	U	0.05			Wichita	2009
PWS Tank Bottoms	Silver	C0H100558001	0.05	0.025	mg/L	U	0.05			Boise	2010
PWS Tank Bottoms	Silver	C0L080465001	0.05	0.025	mg/L	U	0.05			Clackamas	2010
PWS Tank Bottoms	Silver	C0D220565001	0.05	0.025	mg/L	U	0.05			Salt Lake City	2010
PWS Tank Bottoms	Silver	180-2452-1	0.05	0.025	mg/L	U	0.05			Chandler	2011
PWS Tank Bottoms	Silver	180-2462-1	0.05	0.025	mg/L	U	0.05			Santa Ana	2011
PWS Tank Bottoms	Silver	180-20714-1	0.05	0.025	mg/L	U	0.05			Salt Lake City	2013
PWS Tank Bottoms	Silver	180-21899-1	0.05	0.025	mg/L	U	0.05			Tulsa	2013
PWS Tank Bottoms	Silver	180-23127-1	0.05	0.025	mg/L	U	0.05			Wichita	2013
PWS Tank Bottoms	Silver	180-51960-1	0.05	0.025	mg/L	U	0.05			Farmington	2015
PWS Tank Bottoms	Silver	180-27070-1	0.082	0.082	mg/L	J	0.5			Sacramento	2013

PWS Tank Bottoms	Silver	180-2334-1	0.25	0.125	mg/L	U	0.25			Boise	2011
PWS Tank Bottoms	Silver	180-10295-1	0.25	0.125	mg/L	U	0.25			Salt Lake City	2012
PWS Tank Bottoms	Silver	180-6080-1	0.25	0.125	mg/L	U	0.25			Sioux Falls	2012
PWS Tank Bottoms	Silver	C8H250147001	0.5	0.25	mg/L	U	0.5			Blaine	2008
PWS Tank Bottoms	Silver	C8H250154001	0.5	0.25	mg/L	U	0.5			Blaine	2008
PWS Tank Bottoms	Silver	C8E200313001	0.5	0.25	mg/L	U	0.5			Boise	2008
PWS Tank Bottoms	Silver	C8H200252001	0.5	0.25	mg/L	U	0.5			Dodge City	2008
PWS Tank Bottoms	Silver	C8J030260001	0.5	0.25	mg/L	U	0.5			Eagan	2008
PWS Tank Bottoms	Silver	C8J030263001	0.5	0.25	mg/L	U	0.5			Eagan	2008
PWS Tank Bottoms	Silver	C8F130326001	0.5	0.25	mg/L	U	0.5			Fargo	2008
PWS Tank Bottoms	Silver	C8D030320001	0.5	0.25	mg/L	U	0.5			Salt Lake City	2008
PWS Tank Bottoms	Silver	C8H080290001	0.5	0.25	mg/L	U	0.5			Wichita	2008
PWS Tank Bottoms	Silver	C9F060175001	0.5	0.25	mg/L	U	0.5			Wichita	2009
PWS Tank Bottoms	Silver	C0A200514001	0.5	0.25	mg/L	U	0.5	35	56	Sacramento	2010
PWS Tank Bottoms	Silver	C0I090490001	0.5	0.25	mg/L	U	0.5			Santa Ana	2010
PWS Tank Bottoms	Silver	180-32876-1	0.5	0.25	mg/L	U	0.5			Boise	2014
PWS Tank Bottoms	Silver	180-35833-1	0.5	0.25	mg/L	U	0.5			Dodge City	2014
PWS Tank Bottoms	Silver	180-32306-1	0.5	0.25	mg/L	U	0.5			Salt Lake City	2014
PWS Tank Bottoms	Silver	180-43578-1	0.5	0.25	mg/L	U	0.5			Chandler	2015
PWS Tank Bottoms	Silver	180-43573-1	0.5	0.25	mg/L	U	0.5			Salt Lake City	2015
PWS Tank Bottoms	Silver	180-52526-1	0.5	0.25	mg/L	U	0.5			Boise	2016
PWS Tank Bottoms	Silver	180-53484-1	0.5	0.25	mg/L	U	0.5			Chandler	2016
PWS Tank Bottoms	Silver	180-56702-1	0.5	0.25	mg/L	U	0.5			Farmington	2016
PWS Tank Bottoms	Silver	180-53880-1	0.5	0.25	mg/L	U	0.5			Omaha	2016
PWS Tank Bottoms	Silver	180-53843-1	0.5	0.25	mg/L	U	0.5			Salt Lake City	2016
PWS Tank Bottoms	Silver	180-67590-2	0.5	0.25	mg/L	U	0.5			Boise	2017
PWS Tank Bottoms	Silver	180-65572-1	0.5	0.25	mg/L	U	0.5			Chandler	2017
PWS Tank Bottoms	Silver	180-68912-1	0.5	0.25	mg/L	U	0.5			Farmington	2017
PWS Tank Bottoms	Silver	180-65524-1	0.5	0.25	mg/L	U	0.5			Salt Lake City	2017
PWS Tank Bottoms	Silver	180-77050-1	0.5	0.25	mg/L	U	0.5			Boise	2018
PWS Tank Bottoms	Silver	180-80926-1	0.5	0.25	mg/L	U	0.5			Farmington	2018
PWS Tank Bottoms	Silver	180-82828-1	0.5	0.25	mg/L	U	0.5			Oklahoma City	2018
PWS Tank Bottoms	Silver	180-80846-1	0.5	0.25	mg/L	U	0.5			Sacramento	2018
PWS Tank Bottoms	Silver	180-77711-1	0.5	0.25	mg/L	U	0.5			Salt Lake City	2018
PWS Tank Bottoms	Silver	180-74608-1	0.5	0.25	mg/L	U	0.5			Salisbury	2018
PWS Tank Bottoms	Specific Gravity	180-74608-1	0.76	0.76	No Unit		0.01			Salisbury	2018
PWS Tank Bottoms	Specific Gravity	180-80926-1	1	1	No Unit		0.01			Farmington	2018
PWS Tank Bottoms	Specific Gravity	180-80846-1	1.4	1.4	No Unit		0.01			Sacramento	2018
PWS Tank Bottoms	Tetrachloroethene	180-21899-1	0.034	0.034	mg/L	J	0.2			Tulsa	2013
PWS Tank Bottoms	Tetrachloroethene	180-10005-1	0.044	0.044	mg/L	J	0.2			Boise	2012
PWS Tank Bottoms	Tetrachloroethene	180-23127-1	0.047	0.047	mg/L	J	0.2			Wichita	2013
PWS Tank Bottoms	Tetrachloroethene	180-53484-1	0.058	0.058	mg/L	J	0.2			Chandler	2016
PWS Tank Bottoms	Tetrachloroethene	180-65572-1	0.07	0.07	mg/L	J	0.2			Chandler	2017
PWS Tank Bottoms	Tetrachloroethene	180-35833-1	0.074	0.074	mg/L	J	0.2			Dodge City	2014
PWS Tank Bottoms	Tetrachloroethene	C8E200313001	0.2	0.1	mg/L	U	0.2			Boise	2008
PWS Tank Bottoms	Tetrachloroethene	C8H080290001	0.2	0.1	mg/L	U	0.2			Wichita	2008
PWS Tank Bottoms	Tetrachloroethene	C9E130321001	0.2	0.1	mg/L	U	0.2			Chandler	2009
PWS Tank Bottoms	Tetrachloroethene	C9H040289003	0.2	0.1	mg/L	U	0.2			Dodge City	2009
PWS Tank Bottoms	Tetrachloroethene	C9E210290002	0.2	0.1	mg/L	U	0.2			Oklahoma City	2009
PWS Tank Bottoms	Tetrachloroethene	C9I170278001	0.2	0.1	mg/L	U	0.2			Santa Ana	2009
PWS Tank Bottoms	Tetrachloroethene	C0L080465001	0.2	0.1	mg/L	U	0.2			Clackamas	2010
PWS Tank Bottoms	Tetrachloroethene	180-2452-1	0.1	0.1	mg/L	J	0.2			Chandler	2011
PWS Tank Bottoms	Tetrachloroethene	180-2462-1	0.2	0.1	mg/L	U	0.2			Santa Ana	2011

PWS Tank Bottoms	Tetrachloroethene	180-6080-1	0.2	0.1	mg/L	U	0.2			Sioux Falls	2012
PWS Tank Bottoms	Tetrachloroethene	180-20714-1	0.2	0.1	mg/L	U	0.2			Salt Lake City	2013
PWS Tank Bottoms	Tetrachloroethene	180-32306-1	0.2	0.1	mg/L	U	0.2			Salt Lake City	2014
PWS Tank Bottoms	Tetrachloroethene	180-43573-1	0.1	0.1	mg/L	J	0.2			Salt Lake City	2015
PWS Tank Bottoms	Tetrachloroethene	180-80926-1	0.2	0.1	mg/L	U	0.2			Farmington	2018
PWS Tank Bottoms	Tetrachloroethene	180-80846-1	0.2	0.1	mg/L	U	0.2			Sacramento	2018
PWS Tank Bottoms	Tetrachloroethene	180-65524-1	0.12	0.12	mg/L	J	0.2			Salt Lake City	2017
PWS Tank Bottoms	Tetrachloroethene	180-77711-1	0.12	0.12	mg/L	J	0.2			Salt Lake City	2018
PWS Tank Bottoms	Tetrachloroethene	180-43578-1	0.13	0.13	mg/L	J	0.2			Chandler	2015
PWS Tank Bottoms	Tetrachloroethene	180-52526-1	0.13	0.13	mg/L	J H	0.2			Boise	2016
PWS Tank Bottoms	Tetrachloroethene	180-56702-1	0.13	0.13	mg/L	J	0.25			Farmington	2016
PWS Tank Bottoms	Tetrachloroethene	180-68912-1	0.13	0.13	mg/L	J	0.2			Farmington	2017
PWS Tank Bottoms	Tetrachloroethene	180-77050-1	0.14	0.14	mg/L	J	0.2			Boise	2018
PWS Tank Bottoms	Tetrachloroethene	180-2334-1	0.16	0.16	mg/L	J H	0.2			Boise	2011
PWS Tank Bottoms	Tetrachloroethene	C9K120427001	0.2	0.2	mg/L		0.2			Clackamas	2009
PWS Tank Bottoms	Tetrachloroethene	C8D030320001	0.21	0.21	mg/L		0.2			Salt Lake City	2008
PWS Tank Bottoms	Tetrachloroethene	180-10295-1	0.22	0.22	mg/L		0.2			Salt Lake City	2012
PWS Tank Bottoms	Tetrachloroethene	C8H200252001	0.23	0.23	mg/L		0.2			Dodge City	2008
PWS Tank Bottoms	Tetrachloroethene	C9H040288003	0.23	0.23	mg/L		0.2			Wichita	2009
PWS Tank Bottoms	Tetrachloroethene	180-67590-2	0.25	0.25	mg/L		0.2	35	56	Boise	2017
PWS Tank Bottoms	Tetrachloroethene	C9E090111001	0.29	0.29	mg/L		0.2			Boise	2009
PWS Tank Bottoms	Tetrachloroethene	C9D230261001	0.3	0.3	mg/L		0.2			Salt Lake City	2009
PWS Tank Bottoms	Tetrachloroethene	C0D220565001	0.38	0.38	mg/L		0.2			Salt Lake City	2010
PWS Tank Bottoms	Tetrachloroethene	C8F130326001	0.44	0.44	mg/L		0.2			Fargo	2008
PWS Tank Bottoms	Tetrachloroethene	C0H100558001	0.71	0.71	mg/L		0.2			Boise	2010
PWS Tank Bottoms	Tetrachloroethene	180-44034-1	0.81	0.81	mg/L		0.2			Boise	2015
PWS Tank Bottoms	Tetrachloroethene	180-53880-1	1.3	1.3	mg/L		0.2			Omaha	2016
PWS Tank Bottoms	Tetrachloroethene	180-82828-1	4.4	4.4	mg/L		0.2			Oklahoma City	2018
PWS Tank Bottoms	Tetrachloroethene	180-51960-1	39	39	mg/L		5			Farmington	2015
PWS Tank Bottoms	Tetrachloroethene	180-604-11	45	45	mg/L	H	0.5			Salt Lake City	2011
PWS Tank Bottoms	Tetrachloroethene	C0I090490001R2	130	130	mg/L		5			Santa Ana	2010
PWS Tank Bottoms	Tetrachloroethene	180-53843-1	550	550	mg/L		25			Salt Lake City	2016
PWS Tank Bottoms	Tetrachloroethene	C0A200514001R2	640	640	mg/L		25			Sacramento	2010
PWS Tank Bottoms	Tetrachloroethene	180-27070-1	730	730	mg/L		50			Sacramento	2013
PWS Tank Bottoms	Tetrachloroethene	C8J030263001R2	840	840	mg/L		50			Eagan	2008
PWS Tank Bottoms	Tetrachloroethene	C8H250147001R2	890	890	mg/L		25			Blaine	2008
PWS Tank Bottoms	Tetrachloroethene	C8H250154001R2	890	890	mg/L		25			Blaine	2008
PWS Tank Bottoms	Tetrachloroethene	C8J030260001R2	1100	1100	mg/L		50			Eagan	2008
PWS Tank Bottoms	Tetrachloroethene	C9F060175001R2	1100	1100	mg/L		50			Wichita	2009
PWS Tank Bottoms	Tetrachloroethene	180-32876-1	1100	1100	mg/L		50			Boise	2014
PWS Tank Bottoms	Tetrachloroethene	180-74608-1	2400	2400	mg/L		25			Salisbury	2018
PWS Tank Bottoms	Trichloroethene	180-10295-1	0.038	0.038	mg/L	J	0.2			Salt Lake City	2012
PWS Tank Bottoms	Trichloroethene	180-23127-1	0.056	0.056	mg/L	J	0.2			Wichita	2013
PWS Tank Bottoms	Trichloroethene	180-65524-1	0.065	0.065	mg/L	J	0.2			Salt Lake City	2017
PWS Tank Bottoms	Trichloroethene	180-43578-1	0.088	0.088	mg/L	J	0.2			Chandler	2015
PWS Tank Bottoms	Trichloroethene	C8E200313001	0.2	0.1	mg/L	U	0.2			Boise	2008
PWS Tank Bottoms	Trichloroethene	C8H200252001	0.2	0.1	mg/L	U	0.2			Dodge City	2008
PWS Tank Bottoms	Trichloroethene	C8F130326001	0.2	0.1	mg/L	U	0.2			Fargo	2008
PWS Tank Bottoms	Trichloroethene	C8D030320001	0.2	0.1	mg/L	U	0.2			Salt Lake City	2008
PWS Tank Bottoms	Trichloroethene	C8H080290001	0.2	0.1	mg/L	U	0.2			Wichita	2008
PWS Tank Bottoms	Trichloroethene	C9E090111001	0.2	0.1	mg/L	U	0.2			Boise	2009
PWS Tank Bottoms	Trichloroethene	C9E130321001	0.2	0.1	mg/L	U	0.2			Chandler	2009
PWS Tank Bottoms	Trichloroethene	C9K120427001	0.2	0.1	mg/L	U	0.2			Clackamas	2009

PWS Tank Bottoms	Trichloroethene	C9H040289003	0.2	0.1	mg/L	U	0.2			Dodge City	2009
PWS Tank Bottoms	Trichloroethene	C9E210290002	0.2	0.1	mg/L	U	0.2			Oklahoma City	2009
PWS Tank Bottoms	Trichloroethene	C9D230261001	0.2	0.1	mg/L	U	0.2			Salt Lake City	2009
PWS Tank Bottoms	Trichloroethene	C9I170278001	0.2	0.1	mg/L	U	0.2			Santa Ana	2009
PWS Tank Bottoms	Trichloroethene	C9H040288003	0.2	0.1	mg/L	U	0.2			Wichita	2009
PWS Tank Bottoms	Trichloroethene	C0H100558001	0.2	0.1	mg/L	U	0.2			Boise	2010
PWS Tank Bottoms	Trichloroethene	C0L080465001	0.2	0.1	mg/L	U	0.2			Clackamas	2010
PWS Tank Bottoms	Trichloroethene	C0D220565001	0.2	0.1	mg/L	U	0.2			Salt Lake City	2010
PWS Tank Bottoms	Trichloroethene	180-2334-1	0.2	0.1	mg/L	U	0.2			Boise	2011
PWS Tank Bottoms	Trichloroethene	180-2452-1	0.2	0.1	mg/L	U	0.2			Chandler	2011
PWS Tank Bottoms	Trichloroethene	180-2462-1	0.2	0.1	mg/L	U	0.2			Santa Ana	2011
PWS Tank Bottoms	Trichloroethene	180-10005-1	0.2	0.1	mg/L	U	0.2			Boise	2012
PWS Tank Bottoms	Trichloroethene	180-6080-1	0.2	0.1	mg/L	U	0.2			Sioux Falls	2012
PWS Tank Bottoms	Trichloroethene	180-20714-1	0.2	0.1	mg/L	U	0.2			Salt Lake City	2013
PWS Tank Bottoms	Trichloroethene	180-21899-1	0.2	0.1	mg/L	U	0.2			Tulsa	2013
PWS Tank Bottoms	Trichloroethene	180-35833-1	0.2	0.1	mg/L	U	0.2			Dodge City	2014
PWS Tank Bottoms	Trichloroethene	180-32306-1	0.2	0.1	mg/L	U	0.2			Salt Lake City	2014
PWS Tank Bottoms	Trichloroethene	180-44034-1	0.2	0.1	mg/L	U	0.2			Boise	2015
PWS Tank Bottoms	Trichloroethene	180-43573-1	0.2	0.1	mg/L	U	0.2			Salt Lake City	2015
PWS Tank Bottoms	Trichloroethene	180-51960-1	0.2	0.1	mg/L	U	0.2			Farmington	2015
PWS Tank Bottoms	Trichloroethene	180-52526-1	0.2	0.1	mg/L	U H	0.2			Boise	2016
PWS Tank Bottoms	Trichloroethene	180-53484-1	0.2	0.1	mg/L	U	0.2			Chandler	2016
PWS Tank Bottoms	Trichloroethene	180-67590-2	0.2	0.1	mg/L	U	0.2	35	56	Boise	2017
PWS Tank Bottoms	Trichloroethene	180-65572-1	0.2	0.1	mg/L	U	0.2			Chandler	2017
PWS Tank Bottoms	Trichloroethene	180-77050-1	0.2	0.1	mg/L	U	0.2			Boise	2018
PWS Tank Bottoms	Trichloroethene	180-80926-1	0.2	0.1	mg/L	U	0.2			Farmington	2018
PWS Tank Bottoms	Trichloroethene	180-82828-1	0.2	0.1	mg/L	U	0.2			Oklahoma City	2018
PWS Tank Bottoms	Trichloroethene	180-80846-1	0.2	0.1	mg/L	U	0.2			Sacramento	2018
PWS Tank Bottoms	Trichloroethene	180-77711-1	0.2	0.1	mg/L	U	0.2			Salt Lake City	2018
PWS Tank Bottoms	Trichloroethene	180-56702-1	0.25	0.125	mg/L	U	0.25			Farmington	2016
PWS Tank Bottoms	Trichloroethene	180-68912-1	0.44	0.44	mg/L		0.2			Farmington	2017
PWS Tank Bottoms	Trichloroethene	C0I090490001	0.49	0.49	mg/L		0.25			Santa Ana	2010
PWS Tank Bottoms	Trichloroethene	180-53880-1	0.55	0.55	mg/L		0.2			Omaha	2016
PWS Tank Bottoms	Trichloroethene	180-32876-1	1.9	1.9	mg/L		0.25			Boise	2014
PWS Tank Bottoms	Trichloroethene	180-27070-1	2.6	2.6	mg/L		0.25			Sacramento	2013
PWS Tank Bottoms	Trichloroethene	180-604-11	2.9	2.9	mg/L	H	0.5			Salt Lake City	2011
PWS Tank Bottoms	Trichloroethene	180-74608-1	6	6	mg/L		0.25			Salisbury	2018
PWS Tank Bottoms	Trichloroethene	180-53843-1	6.9	6.9	mg/L		0.25			Salt Lake City	2016
PWS Tank Bottoms	Trichloroethene	C0A200514001	18	18	mg/L		0.5			Sacramento	2010
PWS Tank Bottoms	Trichloroethene	C8J030260001	23	23	mg/L		0.25			Eagan	2008
PWS Tank Bottoms	Trichloroethene	C9F060175001	32	32	mg/L		0.25			Wichita	2009
PWS Tank Bottoms	Trichloroethene	C8J030263001	34	34	mg/L		0.25			Eagan	2008
PWS Tank Bottoms	Trichloroethene	C8H250147001R2	54	54	mg/L		25			Blaine	2008
PWS Tank Bottoms	Trichloroethene	C8H250154001R2	54	54	mg/L		25			Blaine	2008
PWS Tank Bottoms	Vinyl Chloride	C8H250147001	0.1	0.05	mg/L	U	0.1			Blaine	2008
PWS Tank Bottoms	Vinyl Chloride	C8H250154001	0.1	0.05	mg/L	U	0.1			Blaine	2008
PWS Tank Bottoms	Vinyl Chloride	C8J030260001	0.1	0.05	mg/L	U	0.1			Eagan	2008
PWS Tank Bottoms	Vinyl Chloride	C8J030263001	0.1	0.05	mg/L	U	0.1			Eagan	2008
PWS Tank Bottoms	Vinyl Chloride	C9F060175001	0.1	0.05	mg/L	U	0.1			Wichita	2009
PWS Tank Bottoms	Vinyl Chloride	C0I090490001	0.1	0.05	mg/L	U	0.1			Santa Ana	2010
PWS Tank Bottoms	Vinyl Chloride	180-27070-1	0.1	0.05	mg/L	U	0.1			Sacramento	2013
PWS Tank Bottoms	Vinyl Chloride	180-32876-1	0.1	0.05	mg/L	U	0.1			Boise	2014
PWS Tank Bottoms	Vinyl Chloride	180-56702-1	0.1	0.05	mg/L	U	0.1			Farmington	2016

PWS Tank Bottoms	Vinyl Chloride	180-53843-1	0.1	0.05	mg/L	U	0.1			Salt Lake City	2016
PWS Tank Bottoms	Vinyl chloride	180-74608-1	0.1	0.05	mg/L	U	0.1			Salisbury	2018
PWS Tank Bottoms	Vinyl Chloride	C8E200313001	0.2	0.1	mg/L	U	0.2			Boise	2008
PWS Tank Bottoms	Vinyl Chloride	C8H200252001	0.2	0.1	mg/L	U	0.2			Dodge City	2008
PWS Tank Bottoms	Vinyl Chloride	C8F130326001	0.2	0.1	mg/L	U	0.2			Fargo	2008
PWS Tank Bottoms	Vinyl Chloride	C8D030320001	0.2	0.1	mg/L	U	0.2			Salt Lake City	2008
PWS Tank Bottoms	Vinyl Chloride	C8H080290001	0.2	0.1	mg/L	U	0.2			Wichita	2008
PWS Tank Bottoms	Vinyl Chloride	C9E090111001	0.2	0.1	mg/L	U	0.2			Boise	2009
PWS Tank Bottoms	Vinyl Chloride	C9E130321001	0.2	0.1	mg/L	U	0.2			Chandler	2009
PWS Tank Bottoms	Vinyl Chloride	C9K120427001	0.2	0.1	mg/L	U	0.2			Clackamas	2009
PWS Tank Bottoms	Vinyl Chloride	C9H040289003	0.2	0.1	mg/L	U	0.2			Dodge City	2009
PWS Tank Bottoms	Vinyl Chloride	C9E210290002	0.2	0.1	mg/L	U	0.2			Oklahoma City	2009
PWS Tank Bottoms	Vinyl Chloride	C9D230261001	0.2	0.1	mg/L	U	0.2			Salt Lake City	2009
PWS Tank Bottoms	Vinyl Chloride	C9I170278001	0.2	0.1	mg/L	U	0.2			Santa Ana	2009
PWS Tank Bottoms	Vinyl Chloride	C9H040288003	0.2	0.1	mg/L	U	0.2			Wichita	2009
PWS Tank Bottoms	Vinyl Chloride	C0H100558001	0.2	0.1	mg/L	U	0.2			Boise	2010
PWS Tank Bottoms	Vinyl Chloride	C0L080465001	0.2	0.1	mg/L	U	0.2			Clackamas	2010
PWS Tank Bottoms	Vinyl Chloride	C0A200514001	0.2	0.1	mg/L	U	0.2			Sacramento	2010
PWS Tank Bottoms	Vinyl Chloride	C0D220565001	0.2	0.1	mg/L	U	0.2			Salt Lake City	2010
PWS Tank Bottoms	Vinyl Chloride	180-2334-1	0.2	0.1	mg/L	U	0.2			Boise	2011
PWS Tank Bottoms	Vinyl Chloride	180-2452-1	0.2	0.1	mg/L	U	0.2			Chandler	2011
PWS Tank Bottoms	Vinyl Chloride	180-604-11	0.2	0.1	mg/L	U	0.2			Salt Lake City	2011
PWS Tank Bottoms	Vinyl Chloride	180-2462-1	0.2	0.1	mg/L	U	0.2			Santa Ana	2011
PWS Tank Bottoms	Vinyl Chloride	180-10005-1	0.2	0.1	mg/L	U	0.2			Boise	2012
PWS Tank Bottoms	Vinyl Chloride	180-10295-1	0.2	0.1	mg/L	U	0.2			Salt Lake City	2012
PWS Tank Bottoms	**Vinyl Chloride**	**180-6080-1**	**0.2**	**0.1**	**mg/L**	**U**	**0.2**	**35**	**56**	**Sioux Falls**	**2012**
PWS Tank Bottoms	Vinyl Chloride	180-20714-1	0.2	0.1	mg/L	U	0.2			Salt Lake City	2013
PWS Tank Bottoms	Vinyl Chloride	180-21899-1	0.2	0.1	mg/L	U	0.2			Tulsa	2013
PWS Tank Bottoms	Vinyl Chloride	180-23127-1	0.2	0.1	mg/L	U	0.2			Wichita	2013
PWS Tank Bottoms	Vinyl Chloride	180-35833-1	0.2	0.1	mg/L	U	0.2			Dodge City	2014
PWS Tank Bottoms	Vinyl Chloride	180-32306-1	0.2	0.1	mg/L	U	0.2			Salt Lake City	2014
PWS Tank Bottoms	Vinyl Chloride	180-44034-1	0.2	0.1	mg/L	U *	0.2			Boise	2015
PWS Tank Bottoms	Vinyl Chloride	180-43578-1	0.2	0.1	mg/L	U	0.2			Chandler	2015
PWS Tank Bottoms	Vinyl Chloride	180-43573-1	0.2	0.1	mg/L	U	0.2			Salt Lake City	2015
PWS Tank Bottoms	Vinyl Chloride	180-51960-1	0.2	0.1	mg/L	U	0.2			Farmington	2015
PWS Tank Bottoms	Vinyl Chloride	180-52526-1	0.2	0.1	mg/L	U H	0.2			Boise	2016
PWS Tank Bottoms	Vinyl Chloride	180-53484-1	0.2	0.1	mg/L	U *	0.2			Chandler	2016
PWS Tank Bottoms	Vinyl Chloride	180-53880-1	0.2	0.1	mg/L	U	0.2			Omaha	2016
PWS Tank Bottoms	Vinyl chloride	180-67590-2	0.2	0.1	mg/L	U	0.2			Boise	2017
PWS Tank Bottoms	Vinyl chloride	180-65572-1	0.2	0.1	mg/L	U	0.2			Chandler	2017
PWS Tank Bottoms	Vinyl chloride	180-68912-1	0.2	0.1	mg/L	U	0.2			Farmington	2017
PWS Tank Bottoms	Vinyl chloride	180-65524-1	0.2	0.1	mg/L	U	0.2			Salt Lake City	2017
PWS Tank Bottoms	Vinyl chloride	180-77050-1	0.2	0.1	mg/L	U	0.2			Boise	2018
PWS Tank Bottoms	Vinyl chloride	180-80926-1	0.2	0.1	mg/L	U	0.2			Farmington	2018
PWS Tank Bottoms	Vinyl chloride	180-82828-1	0.2	0.1	mg/L	U	0.2			Oklahoma City	2018
PWS Tank Bottoms	Vinyl chloride	180-80846-1	0.2	0.1	mg/L	U	0.2			Sacramento	2018
PWS Tank Bottoms	Vinyl chloride	180-77711-1	0.2	0.1	mg/L	U	0.2			Salt Lake City	2018

MATRIX	PARAMETER	LAB_SAMPLE_ID	RESULT	UNITS
	1,4-Dichlorobenzene Average		0.305	
	2,4,5-Trichlorophenol Average		0.24	
	2,4-Dinitrotoluene Average		0.49	
	2-Butanone (MEK) Average		2.501034	
	2-Methylphenol Average		0.00795	
	Arsenic Average		0.02558	
	Barium Average		0.880714	
	Benzene Average		3.014545	
	Bulk Density Average		1.033333	
	Cadmium Average		0.664163	
	Chromium Average		0.101243	
	Flashpoint Average		136.7724	
	Ignitability Average		#DIV/0!	
	Lead Average		2.878961	
	Mercury Average		0.001052	
	Methylphenol, 3 & 4 Average		0.566826	
	Nitrobenzene Average		0.26	
	pH Average		7.575	
	Selenium Average		0.044553	
	Silver Average		0.0232	
	Specific Gravity Average		1.053333	
	Tetrachloroethene Average		243.385	
	Trichloroethene Average		13.16817	

MATRIX	PARAMETER	LAB_SAMPLE_ID	RESULT	RANKED DATA	UNITS	QUALIFIER	REPORTING LIMIT	Uth VALUE	COUNT	FACILITY	YEAR
Premium Solvent	1,1-Dichloroethene	180-58611-1	0.23	0.115	mg/L	U	0.23			Sacremento	2016
Premium Solvent	1,1-Dichloroethene	180-58744-1	0.25	0.125	mg/L	U	0.25			Albuquerque	2016
Premium Solvent	1,1-Dichloroethene	180-52527-1	0.25	0.125	mg/L	U	0.25			Boise	2016
Premium Solvent	1,1-Dichloroethene	180-53494-1	0.25	0.125	mg/L	U	0.25			Chandler	2016
Premium Solvent	1,1-Dichloroethene	180-58394-1	0.25	0.125	mg/L	U	0.25			Charlotte	2016
Premium Solvent	1,1-Dichloroethene	180-54771-1	0.25	0.125	mg/L	U	0.25			Chester	2016
Premium Solvent	1,1-Dichloroethene	180-58680-1	0.25	0.125	mg/L	U	0.25			Clackamas	2016
Premium Solvent	1,1-Dichloroethene	180-56685-1	0.25	0.125	mg/L	U	0.25			Farmington	2016
Premium Solvent	1,1-Dichloroethene	180-53961-1	0.25	0.125	mg/L	U	0.25			Kaukauna	2016
Premium Solvent	1,1-Dichloroethene	180-53963-1	0.25	0.125	mg/L	U	0.25			Kaukauna	2016
Premium Solvent	1,1-Dichloroethene	180-57964-1	0.25	0.125	mg/L	U	0.25			Omaha	2016
Premium Solvent	1,1-Dichloroethene	180-58138-1	0.25	0.125	mg/L	U	0.25			Tampa	2016
Premium Solvent	1,1-Dichloroethene	180-58732-1	0.25	0.125	mg/L	U	0.25			Tulsa	2016
Premium Solvent	1,1-Dichloroethene	180-58266-1	0.25	0.125	mg/L	U	0.25			Vinton	2016
Premium Solvent	1,1-Dichloroethene	180-54672-1	0.25	0.125	mg/L	U	0.25			Waukesha	2016
Premium Solvent	1,1-Dichloroethene	180-54673-1	0.25	0.125	mg/L	U	0.25			Waukesha	2016
Premium Solvent	1,1-Dichloroethene	180-54674-1	0.25	0.125	mg/L	U	0.25			Waukesha	2016
Premium Solvent	1,1-Dichloroethene	180-54675-1	0.25	0.125	mg/L	U	0.25			Waukesha	2016
Premium Solvent	1,1-Dichloroethene	180-54676-1	0.25	0.125	mg/L	U	0.25			Waukesha	2016
Premium Solvent	1,1-Dichloroethene	180-54677-1	0.25	0.125	mg/L	U	0.25			Waukesha	2016
Premium Solvent	1,1-Dichloroethene	180-54678-1	0.25	0.125	mg/L	U	0.25			Waukesha	2016
Premium Solvent	1,1-Dichloroethene	180-54679-1	0.25	0.125	mg/L	U	0.25			Waukesha	2016
Premium Solvent	1,1-Dichloroethene	180-54680-1	0.25	0.125	mg/L	U	0.25			Waukesha	2016
Premium Solvent	1,1-Dichloroethene	180-66650-1	0.25	0.125	mg/L	U	0.25			Albuquerque	2017
Premium Solvent	1,1-Dichloroethene	180-65687-1	0.25	0.125	mg/L	U	0.25			Archdale	2017
Premium Solvent	1,1-Dichloroethene	180-65693-1	0.25	0.125	mg/L	U	0.25			Avon	2017
Premium Solvent	1,1-Dichloroethene	180-64613-1	0.25	0.125	mg/L	U	0.25			Chandler	2017
Premium Solvent	1,1-Dichloroethene	180-70321-1	0.25	0.125	mg/L	U *	0.25			Chesapeake	2017
Premium Solvent	1,1-Dichloroethene	180-69209-1	0.25	0.125	mg/L	U	0.25			Clackamas	2017
Premium Solvent	1,1-Dichloroethene	180-65928-1	0.25	0.125	mg/L	U	0.25			Cohoes	2017
Premium Solvent	1,1-Dichloroethene	180-68416-1	0.25	0.125	mg/L	U	0.25			Farmington	2017
Premium Solvent	1,1-Dichloroethene	180-70383-1	0.25	0.125	mg/L	U *	0.25			Grand Island	2017
Premium Solvent	1,1-Dichloroethene	180-64751-1	0.25	0.125	mg/L	U	0.25			Kaukauna	2017
Premium Solvent	1,1-Dichloroethene	180-64752-1	0.25	0.125	mg/L	U	0.25			Kaukauna	2017
Premium Solvent	1,1-Dichloroethene	180-64753-1	0.25	0.125	mg/L	U	0.25			Kaukauna	2017
Premium Solvent	1,1-Dichloroethene	180-65696-1	0.25	0.125	mg/L	U	0.25			Lackawanna	2017
Premium Solvent	1,1-Dichloroethene	180-69242-1	0.25	0.125	mg/L	U	0.25			Oklahoma City	2017
Premium Solvent	1,1-Dichloroethene	180-69237-1	0.25	0.125	mg/L	U	0.25			Omaha	2017
Premium Solvent	1,1-Dichloroethene	180-70392-1	0.25	0.125	mg/L	U *	0.25			Raleigh	2017
Premium Solvent	1,1-Dichloroethene	180-68772-1	0.25	0.125	mg/L	U *	0.25			St Pauls	2017
Premium Solvent	1,1-Dichloroethene	180-65396-1	0.25	0.125	mg/L	U	0.25			Syracuse	2017
Premium Solvent	1,1-Dichloroethene	180-66253-1	0.25	0.125	mg/L	U *	0.25			Vinton	2017
Premium Solvent	1,1-Dichloroethene	180-68919-1	0.25	0.125	mg/L	U	0.25			Waukesha	2017
Premium Solvent	1,1-Dichloroethene	180-68924-1	0.25	0.125	mg/L	U	0.25			Waukesha	2017
Premium Solvent	1,1-Dichloroethene	180-68925-1	0.25	0.125	mg/L	U	0.25			Waukesha	2017
Premium Solvent	1,1-Dichloroethene	180-64796-1	0.25	0.125	mg/L	U	0.25			Wichita	2017
Premium Solvent	1,1-Dichloroethene	180-60141-1	0.25	0.125	mg/L	U	0.25			Avon	2017
Premium Solvent	1,1-Dichloroethene	180-60012-1	0.25	0.125	mg/L	U	0.25			Chesapeake	2017
Premium Solvent	1,1-Dichloroethene	180-59840-1	0.25	0.125	mg/L	U	0.25			Cohoes	2017
Premium Solvent	1,1-Dichloroethene	180-59969-1	0.25	0.125	mg/L	U	0.25			Lackawanna	2017
Premium Solvent	1,1-Dichloroethene	180-60895-1	0.25	0.125	mg/L	U	0.25			Archdale	2017
Premium Solvent	1,1-Dichloroethene	180-60618-1	0.25	0.125	mg/L	U	0.25	52	88	Barre	2017
Premium Solvent	1,1-Dichloroethene	180-81014-1	0.25	0.125	mg/L	U H	0.25			Albuquerque	2018
Premium Solvent	1,1-Dichloroethene	180-77400-1	0.25	0.125	mg/L	U	0.25			Archdale	2018
Premium Solvent	1,1-Dichloroethene	180-80742-1	0.25	0.125	mg/L	U	0.25			Avon	2018
Premium Solvent	1,1-Dichloroethene	180-81163-1	0.25	0.125	mg/L	U	0.25			Barre	2018
Premium Solvent	1,1-Dichloroethene	180-77125-1	0.25	0.125	mg/L	U	0.25			Boise	2018
Premium Solvent	1,1-Dichloroethene	180-77004-1	0.25	0.125	mg/L	U	0.25			Chandler	2018
Premium Solvent	1,1-Dichloroethene	180-77391-1	0.25	0.125	mg/L	U	0.25			Chester	2018
Premium Solvent	1,1-Dichloroethene	180-82330-1	0.25	0.125	mg/L	U *	0.25			Clackamas	2018
Premium Solvent	1,1-Dichloroethene	180-77710-1	0.25	0.125	mg/L	U	0.25			Cohoes	2018
Premium Solvent	1,1-Dichloroethene	180-81146-1	0.25	0.125	mg/L	U	0.25			Farmington	2018
Premium Solvent	1,1-Dichloroethene	180-77381-1	0.25	0.125	mg/L	U	0.25			Kaukauna	2018
Premium Solvent	1,1-Dichloroethene	180-77382-1	0.25	0.125	mg/L	U	0.25			Kaukauna	2018
Premium Solvent	1,1-Dichloroethene	180-77383-1	0.25	0.125	mg/L	U	0.25			Kaukauna	2018
Premium Solvent	1,1-Dichloroethene	180-77070-1	0.25	0.125	mg/L	U	0.25			Lackawanna	2018

Premium Solvent	1,1-Dichloroethene	180-80012-1	0.25	0.125	mg/L	U	0.25	Oklahoma City	2018
Premium Solvent	1,1-Dichloroethene	180-80014-1	0.25	0.125	mg/L	U	0.25	Oklahoma City	2018
Premium Solvent	1,1-Dichloroethene	180-80848-1	0.25	0.125	mg/L	U	0.25	Sacramento	2018
Premium Solvent	1,1-Dichloroethene	180-81823-1	0.25	0.125	mg/L	U	0.25	Salisbury	2018
Premium Solvent	1,1-Dichloroethene	180-76988-1	0.25	0.125	mg/L	U	0.25	Salt Lake City	2018
Premium Solvent	1,1-Dichloroethene	180-78677-1	0.25	0.125	mg/L	U *	0.25	Santa Ana	2018
Premium Solvent	1,1-Dichloroethene	180-78463-1	0.25	0.125	mg/L	U	0.25	St Pauls	2018
Premium Solvent	1,1-Dichloroethene	180-76683-1	0.25	0.125	mg/L	U	0.25	Syracuse	2018
Premium Solvent	1,1-Dichloroethene	180-79370-1	0.25	0.125	mg/L	U	0.25	Tampa	2018
Premium Solvent	1,1-Dichloroethene	180-78689-1	0.25	0.125	mg/L	U *	0.25	Vinton	2018
Premium Solvent	1,1-Dichloroethene	180-76265-1	0.25	0.125	mg/L	U	0.25	Waukesha	2018
Premium Solvent	1,1-Dichloroethene	180-76266-1	0.25	0.125	mg/L	U	0.25	Waukesha	2018
Premium Solvent	1,1-Dichloroethene	180-76267-1	0.25	0.125	mg/L	U	0.25	Waukesha	2018
Premium Solvent	1,1-Dichloroethene	180-76262-1	0.25	0.125	mg/L	U	0.25	Wichita	2018
Premium Solvent	1,1-Dichloroethene	180-72259-2	0.25	0.125	mg/L	U *	0.25	Chester	2018
Premium Solvent	1,1-Dichloroethene	180-72871-1	0.25	0.125	mg/L	U *	0.25	Sacramento	2018
Premium Solvent	1,1-Dichloroethene	180-71540-1	0.25	0.125	mg/L	U *	0.25	Salisbury	2018
Premium Solvent	1,1-Dichloroethene	180-71594-1	0.25	0.125	mg/L	U *	0.25	Santa Ana	2018
Premium Solvent	1,1-Dichloroethene	180-74277-1	0.25	0.125	mg/L	U *	0.25	Tallahassee	2018
Premium Solvent	1,1-Dichloroethene	180-53962-1	0.5	0.25	mg/L	U	0.5	Kaukauna	2016
Premium Solvent	1,1-Dichloroethene	180-56003-1	0.5	0.25	mg/L	U	0.5	St. Pauls	2016
Premium Solvent	1,1-Dichloroethene	180-55533-1	0.5	0.25	mg/L	U	0.5	Syracuse	2016
Premium Solvent	1,2-Dichloroethane	180-58611-1	0.23	0.115	mg/L	U	0.23	Sacremento	2016
Premium Solvent	1,2-Dichloroethane	180-58744-1	0.25	0.125	mg/L	U	0.25	Albuquerque	2016
Premium Solvent	1,2-Dichloroethane	180-52527-1	0.25	0.125	mg/L	U	0.25	Boise	2016
Premium Solvent	1,2-Dichloroethane	180-53494-1	0.25	0.125	mg/L	U	0.25	Chandler	2016
Premium Solvent	1,2-Dichloroethane	180-58394-1	0.25	0.125	mg/L	U	0.25	Charlotte	2016
Premium Solvent	1,2-Dichloroethane	180-54771-1	0.25	0.125	mg/L	U	0.25	Chester	2016
Premium Solvent	1,2-Dichloroethane	180-58680-1	0.25	0.125	mg/L	U	0.25	Clackamas	2016
Premium Solvent	1,2-Dichloroethane	180-56685-1	0.25	0.125	mg/L	U	0.25	Farmington	2016
Premium Solvent	1,2-Dichloroethane	180-53961-1	0.25	0.125	mg/L	U	0.25	Kaukauna	2016
Premium Solvent	1,2-Dichloroethane	180-53963-1	0.25	0.125	mg/L	U	0.25	Kaukauna	2016
Premium Solvent	1,2-Dichloroethane	180-57964-1	0.25	0.125	mg/L	U	0.25	Omaha	2016
Premium Solvent	1,2-Dichloroethane	180-58138-1	0.25	0.125	mg/L	U	0.25	Tampa	2016
Premium Solvent	1,2-Dichloroethane	180-58732-1	0.25	0.125	mg/L	U	0.25	Tulsa	2016
Premium Solvent	1,2-Dichloroethane	180-58266-1	0.25	0.125	mg/L	U	0.25	Vinton	2016
Premium Solvent	1,2-Dichloroethane	180-54672-1	0.25	0.125	mg/L	U	0.25	Waukesha	2016
Premium Solvent	1,2-Dichloroethane	180-54673-1	0.25	0.125	mg/L	U	0.25	Waukesha	2016
Premium Solvent	1,2-Dichloroethane	180-54674-1	0.25	0.125	mg/L	U	0.25	Waukesha	2016
Premium Solvent	1,2-Dichloroethane	180-54675-1	0.25	0.125	mg/L	U	0.25	Waukesha	2016
Premium Solvent	1,2-Dichloroethane	180-54676-1	0.25	0.125	mg/L	U	0.25	Waukesha	2016
Premium Solvent	1,2-Dichloroethane	180-54677-1	0.25	0.125	mg/L	U	0.25	Waukesha	2016
Premium Solvent	1,2-Dichloroethane	180-54678-1	0.25	0.125	mg/L	U	0.25	Waukesha	2016
Premium Solvent	1,2-Dichloroethane	180-54679-1	0.25	0.125	mg/L	U	0.25	Waukesha	2016
Premium Solvent	1,2-Dichloroethane	180-54680-1	0.25	0.125	mg/L	U	0.25	Waukesha	2016
Premium Solvent	1,2-Dichloroethane	180-66650-1	0.25	0.125	mg/L	U	0.25	Albuquerque	2017
Premium Solvent	1,2-Dichloroethane	180-65687-1	0.25	0.125	mg/L	U	0.25	Archdale	2017
Premium Solvent	1,2-Dichloroethane	180-65693-1	0.25	0.125	mg/L	U	0.25	Avon	2017
Premium Solvent	1,2-Dichloroethane	180-64613-1	0.25	0.125	mg/L	U	0.25	Chandler	2017
Premium Solvent	1,2-Dichloroethane	180-70321-1	0.25	0.125	mg/L	U	0.25	Chesapeake	2017
Premium Solvent	1,2-Dichloroethane	180-69209-1	0.25	0.125	mg/L	U	0.25	Clackamas	2017
Premium Solvent	1,2-Dichloroethane	180-65928-1	0.25	0.125	mg/L	U	0.25	Cohoes	2017
Premium Solvent	1,2-Dichloroethane	180-68416-1	0.25	0.125	mg/L	U	0.25	Farmington	2017
Premium Solvent	1,2-Dichloroethane	180-70383-1	0.25	0.125	mg/L	U	0.25	Grand Island	2017
Premium Solvent	1,2-Dichloroethane	180-64751-1	0.25	0.125	mg/L	U	0.25	Kaukauna	2017
Premium Solvent	1,2-Dichloroethane	180-64752-1	0.25	0.125	mg/L	U	0.25	Kaukauna	2017
Premium Solvent	1,2-Dichloroethane	180-64753-1	0.25	0.125	mg/L	U	0.25	Kaukauna	2017
Premium Solvent	1,2-Dichloroethane	180-65696-1	0.25	0.125	mg/L	U	0.25	Lackawanna	2017
Premium Solvent	1,2-Dichloroethane	180-69242-1	0.25	0.125	mg/L	U	0.25	Oklahoma City	2017
Premium Solvent	1,2-Dichloroethane	180-69237-1	0.25	0.125	mg/L	U	0.25	Omaha	2017
Premium Solvent	1,2-Dichloroethane	180-70392-1	0.25	0.125	mg/L	U	0.25	Raleigh	2017
Premium Solvent	1,2-Dichloroethane	180-68772-1	0.25	0.125	mg/L	U	0.25	St Pauls	2017
Premium Solvent	1,2-Dichloroethane	180-65396-1	0.25	0.125	mg/L	U	0.25	Syracuse	2017
Premium Solvent	1,2-Dichloroethane	180-66253-1	0.25	0.125	mg/L	U	0.25	Vinton	2017
Premium Solvent	1,2-Dichloroethane	180-68919-1	0.25	0.125	mg/L	U	0.25	Waukesha	2017
Premium Solvent	1,2-Dichloroethane	180-68924-1	0.25	0.125	mg/L	U	0.25	Waukesha	2017
Premium Solvent	1,2-Dichloroethane	180-68925-1	0.25	0.125	mg/L	U	0.25	Waukesha	2017

Premium Solvent	1,2-Dichloroethane	180-64796-1	0.25	0.125	mg/L	U	0.25			Wichita	2017
Premium Solvent	1,2-Dichloroethane	180-60141-1	0.25	0.125	mg/L	U	0.25			Avon	2017
Premium Solvent	1,2-Dichloroethane	180-60012-1	0.25	0.125	mg/L	U	0.25			Chesapeake	2017
Premium Solvent	1,2-Dichloroethane	180-59840-1	0.25	0.125	mg/L	U	0.25			Cohoes	2017
Premium Solvent	1,2-Dichloroethane	180-59969-1	0.25	0.125	mg/L	U	0.25			Lackawanna	2017
Premium Solvent	1,2-Dichloroethane	180-60895-1	0.25	0.125	mg/L	U	0.25			Archdale	2017
Premium Solvent	1,2-Dichloroethane	180-60618-1	0.25	0.125	mg/L	U	0.25	52	88	Barre	2017
Premium Solvent	1,2-Dichloroethane	180-81014-1	0.25	0.125	mg/L	U H	0.25			Albuquerque	2018
Premium Solvent	1,2-Dichloroethane	180-77400-1	0.25	0.125	mg/L	U	0.25			Archdale	2018
Premium Solvent	1,2-Dichloroethane	180-80742-1	0.25	0.125	mg/L	U	0.25			Avon	2018
Premium Solvent	1,2-Dichloroethane	180-81163-1	0.25	0.125	mg/L	U	0.25			Barre	2018
Premium Solvent	1,2-Dichloroethane	180-77125-1	0.25	0.125	mg/L	U	0.25			Boise	2018
Premium Solvent	1,2-Dichloroethane	180-77004-1	0.25	0.125	mg/L	U	0.25			Chandler	2018
Premium Solvent	1,2-Dichloroethane	180-77391-1	0.25	0.125	mg/L	U	0.25			Chester	2018
Premium Solvent	1,2-Dichloroethane	180-82330-1	0.25	0.125	mg/L	U	0.25			Clackamas	2018
Premium Solvent	1,2-Dichloroethane	180-77710-1	0.25	0.125	mg/L	U	0.25			Cohoes	2018
Premium Solvent	1,2-Dichloroethane	180-81146-1	0.25	0.125	mg/L	U	0.25			Farmington	2018
Premium Solvent	1,2-Dichloroethane	180-77381-1	0.25	0.125	mg/L	U	0.25			Kaukauna	2018
Premium Solvent	1,2-Dichloroethane	180-77382-1	0.25	0.125	mg/L	U	0.25			Kaukauna	2018
Premium Solvent	1,2-Dichloroethane	180-77383-1	0.25	0.125	mg/L	U	0.25			Kaukauna	2018
Premium Solvent	1,2-Dichloroethane	180-77070-1	0.25	0.125	mg/L	U	0.25			Lackawanna	2018
Premium Solvent	1,2-Dichloroethane	180-80012-1	0.25	0.125	mg/L	U	0.25			Oklahoma City	2018
Premium Solvent	1,2-Dichloroethane	180-80014-1	0.25	0.125	mg/L	U	0.25			Oklahoma City	2018
Premium Solvent	1,2-Dichloroethane	180-80848-1	0.25	0.125	mg/L	U	0.25			Sacramento	2018
Premium Solvent	1,2-Dichloroethane	180-81823-1	0.25	0.125	mg/L	U	0.25			Salisbury	2018
Premium Solvent	1,2-Dichloroethane	180-76988-1	0.25	0.125	mg/L	U	0.25			Salt Lake City	2018
Premium Solvent	1,2-Dichloroethane	180-78677-1	0.25	0.125	mg/L	U	0.25			Santa Ana	2018
Premium Solvent	1,2-Dichloroethane	180-78463-1	0.25	0.125	mg/L	U	0.25			St Pauls	2018
Premium Solvent	1,2-Dichloroethane	180-76683-1	0.25	0.125	mg/L	U	0.25			Syracuse	2018
Premium Solvent	1,2-Dichloroethane	180-79370-1	0.25	0.125	mg/L	U	0.25			Tampa	2018
Premium Solvent	1,2-Dichloroethane	180-78689-1	0.25	0.125	mg/L	U	0.25			Vinton	2018
Premium Solvent	1,2-Dichloroethane	180-76265-1	0.25	0.125	mg/L	U	0.25			Waukesha	2018
Premium Solvent	1,2-Dichloroethane	180-76266-1	0.25	0.125	mg/L	U	0.25			Waukesha	2018
Premium Solvent	1,2-Dichloroethane	180-76267-1	0.25	0.125	mg/L	U	0.25			Waukesha	2018
Premium Solvent	1,2-Dichloroethane	180-76262-1	0.25	0.125	mg/L	U	0.25			Wichita	2018
Premium Solvent	1,2-Dichloroethane	180-72259-2	0.25	0.125	mg/L	U	0.25			Chester	2018
Premium Solvent	1,2-Dichloroethane	180-72871-1	0.25	0.125	mg/L	U	0.25			Sacramento	2018
Premium Solvent	1,2-Dichloroethane	180-71540-1	0.25	0.125	mg/L	U	0.25			Salisbury	2018
Premium Solvent	1,2-Dichloroethane	180-71594-1	0.25	0.125	mg/L	U	0.25			Santa Ana	2018
Premium Solvent	1,2-Dichloroethane	180-74277-1	0.25	0.125	mg/L	U	0.25			Tallahassee	2018
Premium Solvent	1,2-Dichloroethane	180-53962-1	0.5	0.25	mg/L	U	0.5			Kaukauna	2016
Premium Solvent	1,2-Dichloroethane	180-56003-1	0.5	0.25	mg/L	U	0.5			St. Pauls	2016
Premium Solvent	1,2-Dichloroethane	180-55533-1	0.5	0.25	mg/L	U	0.5			Syracuse	2016
Premium Solvent	1,4-Dichlorobenzene	180-54674-1	0.11	0.11	mg/L	J	0.25			Waukesha	2016
Premium Solvent	1,4-Dichlorobenzene	180-58611-1	0.23	0.115	mg/L	U	0.23			Sacremento	2016
Premium Solvent	1,4-Dichlorobenzene	180-54678-1	0.12	0.12	mg/L	J	0.25			Waukesha	2016
Premium Solvent	1,4-Dichlorobenzene	180-58744-1	0.25	0.125	mg/L	U	0.25			Albuquerque	2016
Premium Solvent	1,4-Dichlorobenzene	180-52527-1	0.25	0.125	mg/L	U	0.25			Boise	2016
Premium Solvent	1,4-Dichlorobenzene	180-53494-1	0.25	0.125	mg/L	U	0.25			Chandler	2016
Premium Solvent	1,4-Dichlorobenzene	180-58394-1	0.25	0.125	mg/L	U	0.25			Charlotte	2016
Premium Solvent	1,4-Dichlorobenzene	180-54771-1	0.25	0.125	mg/L	U	0.25			Chester	2016
Premium Solvent	1,4-Dichlorobenzene	180-58680-1	0.25	0.125	mg/L	U	0.25			Clackamas	2016
Premium Solvent	1,4-Dichlorobenzene	180-56685-1	0.25	0.125	mg/L	U	0.25			Farmington	2016
Premium Solvent	1,4-Dichlorobenzene	180-53961-1	0.25	0.125	mg/L	U	0.25			Kaukauna	2016
Premium Solvent	1,4-Dichlorobenzene	180-53963-1	0.25	0.125	mg/L	U	0.25			Kaukauna	2016
Premium Solvent	1,4-Dichlorobenzene	180-57964-1	0.25	0.125	mg/L	U	0.25			Omaha	2016
Premium Solvent	1,4-Dichlorobenzene	180-58138-1	0.25	0.125	mg/L	U	0.25			Tampa	2016
Premium Solvent	1,4-Dichlorobenzene	180-58732-1	0.25	0.125	mg/L	U	0.25			Tulsa	2016
Premium Solvent	1,4-Dichlorobenzene	180-58266-1	0.25	0.125	mg/L	U	0.25			Vinton	2016
Premium Solvent	1,4-Dichlorobenzene	180-54672-1	0.25	0.125	mg/L	U	0.25			Waukesha	2016
Premium Solvent	1,4-Dichlorobenzene	180-54673-1	0.25	0.125	mg/L	U	0.25			Waukesha	2016
Premium Solvent	1,4-Dichlorobenzene	180-54675-1	0.25	0.125	mg/L	U	0.25			Waukesha	2016
Premium Solvent	1,4-Dichlorobenzene	180-54677-1	0.25	0.125	mg/L	U	0.25			Waukesha	2016
Premium Solvent	1,4-Dichlorobenzene	180-54680-1	0.25	0.125	mg/L	U	0.25			Waukesha	2016
Premium Solvent	1,4-Dichlorobenzene	180-66650-1	0.25	0.125	mg/L	U	0.25			Albuquerque	2017
Premium Solvent	1,4-Dichlorobenzene	180-65687-1	0.25	0.125	mg/L	U	0.25			Archdale	2017
Premium Solvent	1,4-Dichlorobenzene	180-65693-1	0.25	0.125	mg/L	U	0.25			Avon	2017

Premium Solvent	1,4-Dichlorobenzene	180-64613-1	0.25	0.125	mg/L	U	0.25			Chandler	2017
Premium Solvent	1,4-Dichlorobenzene	180-70321-1	0.25	0.125	mg/L	U	0.25			Chesapeake	2017
Premium Solvent	1,4-Dichlorobenzene	180-69209-1	0.25	0.125	mg/L	U	0.25			Clackamas	2017
Premium Solvent	1,4-Dichlorobenzene	180-65928-1	0.25	0.125	mg/L	U	0.25			Cohoes	2017
Premium Solvent	1,4-Dichlorobenzene	180-68416-1	0.25	0.125	mg/L	U	0.25			Farmington	2017
Premium Solvent	1,4-Dichlorobenzene	180-70383-1	0.25	0.125	mg/L	U	0.25			Grand Island	2017
Premium Solvent	1,4-Dichlorobenzene	180-64751-1	0.25	0.125	mg/L	U	0.25			Kaukauna	2017
Premium Solvent	1,4-Dichlorobenzene	180-64752-1	0.25	0.125	mg/L	U	0.25			Kaukauna	2017
Premium Solvent	1,4-Dichlorobenzene	180-64753-1	0.25	0.125	mg/L	U	0.25			Kaukauna	2017
Premium Solvent	1,4-Dichlorobenzene	180-69242-1	0.25	0.125	mg/L	U	0.25			Oklahoma City	2017
Premium Solvent	1,4-Dichlorobenzene	180-69237-1	0.25	0.125	mg/L	U	0.25			Omaha	2017
Premium Solvent	1,4-Dichlorobenzene	180-70392-1	0.25	0.125	mg/L	U	0.25			Raleigh	2017
Premium Solvent	1,4-Dichlorobenzene	180-68772-1	0.25	0.125	mg/L	U	0.25			St Pauls	2017
Premium Solvent	1,4-Dichlorobenzene	180-65396-1	0.25	0.125	mg/L	U	0.25			Syracuse	2017
Premium Solvent	1,4-Dichlorobenzene	180-66253-1	0.25	0.125	mg/L	U	0.25			Vinton	2017
Premium Solvent	1,4-Dichlorobenzene	180-68919-1	0.25	0.125	mg/L	U	0.25			Waukesha	2017
Premium Solvent	1,4-Dichlorobenzene	180-68924-1	0.25	0.125	mg/L	U	0.25			Waukesha	2017
Premium Solvent	1,4-Dichlorobenzene	180-68925-1	0.25	0.125	mg/L	U	0.25			Waukesha	2017
Premium Solvent	1,4-Dichlorobenzene	180-64796-1	0.25	0.125	mg/L	U	0.25			Wichita	2017
Premium Solvent	1,4-Dichlorobenzene	180-60141-1	0.25	0.125	mg/L	U	0.25			Avon	2017
Premium Solvent	1,4-Dichlorobenzene	180-60012-1	0.25	0.125	mg/L	U	0.25			Chesapeake	2017
Premium Solvent	1,4-Dichlorobenzene	180-59840-1	0.25	0.125	mg/L	U	0.25			Cohoes	2017
Premium Solvent	1,4-Dichlorobenzene	180-59969-1	0.25	0.125	mg/L	U	0.25			Lackawanna	2017
Premium Solvent	1,4-Dichlorobenzene	180-60895-1	0.25	0.125	mg/L	U	0.25			Archdale	2017
Premium Solvent	1,4-Dichlorobenzene	180-60618-1	0.25	0.125	mg/L	U	0.25			Barre	2017
Premium Solvent	1,4-Dichlorobenzene	180-81014-1	0.25	0.125	mg/L	U H	0.25			Albuquerque	2018
Premium Solvent	1,4-Dichlorobenzene	180-77400-1	0.25	0.125	mg/L	U	0.25			Archdale	2018
Premium Solvent	1,4-Dichlorobenzene	180-80742-1	0.25	0.125	mg/L	U	0.25	52	88	Avon	2018
Premium Solvent	1,4-Dichlorobenzene	180-81163-1	0.25	0.125	mg/L	U	0.25			Barre	2018
Premium Solvent	1,4-Dichlorobenzene	180-77125-1	0.25	0.125	mg/L	U	0.25			Boise	2018
Premium Solvent	1,4-Dichlorobenzene	180-77004-1	0.25	0.125	mg/L	U	0.25			Chandler	2018
Premium Solvent	1,4-Dichlorobenzene	180-77391-1	0.25	0.125	mg/L	U	0.25			Chester	2018
Premium Solvent	1,4-Dichlorobenzene	180-82330-1	0.25	0.125	mg/L	U	0.25			Clackamas	2018
Premium Solvent	1,4-Dichlorobenzene	180-77710-1	0.25	0.125	mg/L	U	0.25			Cohoes	2018
Premium Solvent	1,4-Dichlorobenzene	180-81146-1	0.25	0.125	mg/L	U	0.25			Farmington	2018
Premium Solvent	1,4-Dichlorobenzene	180-77381-1	0.25	0.125	mg/L	U	0.25			Kaukauna	2018
Premium Solvent	1,4-Dichlorobenzene	180-77382-1	0.25	0.125	mg/L	U	0.25			Kaukauna	2018
Premium Solvent	1,4-Dichlorobenzene	180-77383-1	0.25	0.125	mg/L	U	0.25			Kaukauna	2018
Premium Solvent	1,4-Dichlorobenzene	180-77070-1	0.25	0.125	mg/L	U	0.25			Lackawanna	2018
Premium Solvent	1,4-Dichlorobenzene	180-80012-1	0.25	0.125	mg/L	U	0.25			Oklahoma City	2018
Premium Solvent	1,4-Dichlorobenzene	180-80014-1	0.25	0.125	mg/L	U	0.25			Oklahoma City	2018
Premium Solvent	1,4-Dichlorobenzene	180-80848-1	0.25	0.125	mg/L	U	0.25			Sacramento	2018
Premium Solvent	1,4-Dichlorobenzene	180-81823-1	0.25	0.125	mg/L	U	0.25			Salisbury	2018
Premium Solvent	1,4-Dichlorobenzene	180-76988-1	0.25	0.125	mg/L	U	0.25			Salt Lake City	2018
Premium Solvent	1,4-Dichlorobenzene	180-78677-1	0.25	0.125	mg/L	U	0.25			Santa Ana	2018
Premium Solvent	1,4-Dichlorobenzene	180-78463-1	0.25	0.125	mg/L	U	0.25			St Pauls	2018
Premium Solvent	1,4-Dichlorobenzene	180-76683-1	0.25	0.125	mg/L	U	0.25			Syracuse	2018
Premium Solvent	1,4-Dichlorobenzene	180-79370-1	0.25	0.125	mg/L	U	0.25			Tampa	2018
Premium Solvent	1,4-Dichlorobenzene	180-78689-1	0.25	0.125	mg/L	U	0.25			Vinton	2018
Premium Solvent	1,4-Dichlorobenzene	180-76265-1	0.25	0.125	mg/L	U	0.25			Waukesha	2018
Premium Solvent	1,4-Dichlorobenzene	180-76266-1	0.25	0.125	mg/L	U	0.25			Waukesha	2018
Premium Solvent	1,4-Dichlorobenzene	180-76267-1	0.25	0.125	mg/L	U	0.25			Waukesha	2018
Premium Solvent	1,4-Dichlorobenzene	180-76262-1	0.25	0.125	mg/L	U	0.25			Wichita	2018
Premium Solvent	1,4-Dichlorobenzene	180-72259-2	0.25	0.125	mg/L	U	0.25			Chester	2018
Premium Solvent	1,4-Dichlorobenzene	180-72871-1	0.25	0.125	mg/L	U	0.25			Sacramento	2018
Premium Solvent	1,4-Dichlorobenzene	180-71540-1	0.25	0.125	mg/L	U	0.25			Salisbury	2018
Premium Solvent	1,4-Dichlorobenzene	180-71594-1	0.25	0.125	mg/L	U	0.25			Santa Ana	2018
Premium Solvent	1,4-Dichlorobenzene	180-74277-1	0.25	0.125	mg/L	U	0.25			Tallahassee	2018
Premium Solvent	1,4-Dichlorobenzene	180-54679-1	0.16	0.16	mg/L	J	0.25			Waukesha	2016
Premium Solvent	1,4-Dichlorobenzene	180-54676-1	0.19	0.19	mg/L	J	0.25			Waukesha	2016
Premium Solvent	1,4-Dichlorobenzene	180-53962-1	0.5	0.25	mg/L	U	0.5			Kaukauna	2016
Premium Solvent	1,4-Dichlorobenzene	180-56003-1	0.5	0.25	mg/L	U	0.5			St. Pauls	2016
Premium Solvent	1,4-Dichlorobenzene	180-55533-1	0.5	0.25	mg/L	U	0.5			Syracuse	2016
Premium Solvent	1,4-Dichlorobenzene	180-65696-1	0.26	0.26	mg/L		0.25			Lackawanna	2017
Premium Solvent	2,4,5-Trichlorophenol	180-58611-1	0.09	0.045	mg/L	U	0.09			Sacremento	2016
Premium Solvent	2,4,5-Trichlorophenol	180-58744-1	0.13	0.065	mg/L	U	0.13			Albuquerque	2016
Premium Solvent	2,4,5-Trichlorophenol	180-52527-1	0.13	0.065	mg/L	U	0.13			Boise	2016

Premium Solvent	2,4,5-Trichlorophenol	180-58394-1	0.13	0.065	mg/L	U	0.13			Charlotte	2016
Premium Solvent	2,4,5-Trichlorophenol	180-54771-1	0.13	0.065	mg/L	U	0.13			Chester	2016
Premium Solvent	2,4,5-Trichlorophenol	180-58680-1	0.13	0.065	mg/L	U	0.13			Clackamas	2016
Premium Solvent	2,4,5-Trichlorophenol	180-56685-1	0.13	0.065	mg/L	U	0.13			Farmington	2016
Premium Solvent	2,4,5-Trichlorophenol	180-53961-1	0.13	0.065	mg/L	U	0.13			Kaukauna	2016
Premium Solvent	2,4,5-Trichlorophenol	180-53962-1	0.13	0.065	mg/L	U	0.13			Kaukauna	2016
Premium Solvent	2,4,5-Trichlorophenol	180-57964-1	0.13	0.065	mg/L	U	0.13			Omaha	2016
Premium Solvent	2,4,5-Trichlorophenol	180-56003-1	0.13	0.065	mg/L	U	0.13			St. Pauls	2016
Premium Solvent	2,4,5-Trichlorophenol	180-58138-1	0.13	0.065	mg/L	U	0.13			Tampa	2016
Premium Solvent	2,4,5-Trichlorophenol	180-58732-1	0.13	0.065	mg/L	U	0.13			Tulsa	2016
Premium Solvent	2,4,5-Trichlorophenol	180-58266-1	0.13	0.065	mg/L	U	0.13			Vinton	2016
Premium Solvent	2,4,5-Trichlorophenol	180-54672-1	0.13	0.065	mg/L	U	0.13			Waukesha	2016
Premium Solvent	2,4,5-Trichlorophenol	180-54674-1	0.13	0.065	mg/L	U	0.13			Waukesha	2016
Premium Solvent	2,4,5-Trichlorophenol	180-54675-1	0.13	0.065	mg/L	U	0.13			Waukesha	2016
Premium Solvent	2,4,5-Trichlorophenol	180-54676-1	0.13	0.065	mg/L	U	0.13			Waukesha	2016
Premium Solvent	2,4,5-Trichlorophenol	180-54677-1	0.13	0.065	mg/L	U	0.13			Waukesha	2016
Premium Solvent	2,4,5-Trichlorophenol	180-54678-1	0.13	0.065	mg/L	U	0.13			Waukesha	2016
Premium Solvent	2,4,5-Trichlorophenol	180-54679-1	0.13	0.065	mg/L	U	0.13			Waukesha	2016
Premium Solvent	2,4,5-Trichlorophenol	180-54680-1	0.13	0.065	mg/L	U	0.13			Waukesha	2016
Premium Solvent	2,4,5-Trichlorophenol	180-66650-1	0.13	0.065	mg/L	U	0.13			Albuquerque	2017
Premium Solvent	2,4,5-Trichlorophenol	180-65687-1	0.13	0.065	mg/L	U	0.13			Archdale	2017
Premium Solvent	2,4,5-Trichlorophenol	180-65693-1	0.13	0.065	mg/L	U	0.13			Avon	2017
Premium Solvent	2,4,5-Trichlorophenol	180-64613-1	0.13	0.065	mg/L	U	0.13			Chandler	2017
Premium Solvent	2,4,5-Trichlorophenol	180-70321-1	0.13	0.065	mg/L	U	0.13			Chesapeake	2017
Premium Solvent	2,4,5-Trichlorophenol	180-69209-1	0.13	0.065	mg/L	U	0.13			Clackamas	2017
Premium Solvent	2,4,5-Trichlorophenol	180-65928-1	0.13	0.065	mg/L	U	0.13			Cohoes	2017
Premium Solvent	2,4,5-Trichlorophenol	180-68416-1	0.13	0.065	mg/L	U	0.13			Farmington	2017
Premium Solvent	2,4,5-Trichlorophenol	180-70383-1	0.13	0.065	mg/L	U	0.13			Grand Island	2017
Premium Solvent	2,4,5-Trichlorophenol	180-64751-1	0.13	0.065	mg/L	U *	0.13			Kaukauna	2017
Premium Solvent	2,4,5-Trichlorophenol	180-64752-1	0.13	0.065	mg/L	U *	0.13			Kaukauna	2017
Premium Solvent	2,4,5-Trichlorophenol	180-64753-1	0.13	0.065	mg/L	U *	0.13			Kaukauna	2017
Premium Solvent	2,4,5-Trichlorophenol	180-65696-1	0.13	0.065	mg/L	U	0.13			Lackawanna	2017
Premium Solvent	2,4,5-Trichlorophenol	180-69242-1	0.13	0.065	mg/L	U	0.13			Oklahoma City	2017
Premium Solvent	2,4,5-Trichlorophenol	180-69237-1	0.13	0.065	mg/L	U	0.13			Omaha	2017
Premium Solvent	2,4,5-Trichlorophenol	180-70392-1	0.13	0.065	mg/L	U	0.13			Raleigh	2017
Premium Solvent	2,4,5-Trichlorophenol	180-68772-1	0.13	0.065	mg/L	U	0.13			St Pauls	2017
Premium Solvent	2,4,5-Trichlorophenol	180-65396-1	0.13	0.065	mg/L	U	0.13			Syracuse	2017
Premium Solvent	2,4,5-Trichlorophenol	180-66253-1	0.13	0.065	mg/L	U	0.13			Vinton	2017
Premium Solvent	2,4,5-Trichlorophenol	180-68919-1	0.13	0.065	mg/L	U	0.13			Waukesha	2017
Premium Solvent	2,4,5-Trichlorophenol	180-68924-1	0.13	0.065	mg/L	U	0.13			Waukesha	2017
Premium Solvent	2,4,5-Trichlorophenol	180-68925-1	0.13	0.065	mg/L	U	0.13			Waukesha	2017
Premium Solvent	2,4,5-Trichlorophenol	180-64796-1	0.13	0.065	mg/L	U *	0.13			Wichita	2017
Premium Solvent	2,4,5-Trichlorophenol	180-60141-1	0.13	0.065	mg/L	U	0.13			Avon	2017
Premium Solvent	2,4,5-Trichlorophenol	180-60012-1	0.13	0.065	mg/L	U	0.13			Chesapeake	2017
Premium Solvent	2,4,5-Trichlorophenol	180-59840-1	0.13	0.065	mg/L	U	0.13			Cohoes	2017
Premium Solvent	2,4,5-Trichlorophenol	180-59969-1	0.13	0.065	mg/L	U	0.13			Lackawanna	2017
Premium Solvent	2,4,5-Trichlorophenol	180-60895-1	0.13	0.065	mg/L	U	0.13			Archdale	2017
Premium Solvent	2,4,5-Trichlorophenol	180-60618-1	0.13	0.065	mg/L	U	0.13			Barre	2017
Premium Solvent	2,4,5-Trichlorophenol	180-81014-1	0.13	0.065	mg/L	U H	0.13	52	88	Albuquerque	2018
Premium Solvent	2,4,5-Trichlorophenol	180-77400-1	0.13	0.065	mg/L	U	0.13			Archdale	2018
Premium Solvent	2,4,5-Trichlorophenol	180-80742-1	0.13	0.065	mg/L	U	0.13			Avon	2018
Premium Solvent	2,4,5-Trichlorophenol	180-81163-1	0.13	0.065	mg/L	U	0.13			Barre	2018
Premium Solvent	2,4,5-Trichlorophenol	180-77125-1	0.13	0.065	mg/L	U	0.13			Boise	2018
Premium Solvent	2,4,5-Trichlorophenol	180-77004-1	0.13	0.065	mg/L	U	0.13			Chandler	2018
Premium Solvent	2,4,5-Trichlorophenol	180-77391-1	0.13	0.065	mg/L	U	0.13			Chester	2018
Premium Solvent	2,4,5-Trichlorophenol	180-82330-1	0.13	0.065	mg/L	U	0.13			Clackamas	2018
Premium Solvent	2,4,5-Trichlorophenol	180-77710-1	0.13	0.065	mg/L	U	0.13			Cohoes	2018
Premium Solvent	2,4,5-Trichlorophenol	180-81146-1	0.13	0.065	mg/L	U	0.13			Farmington	2018
Premium Solvent	2,4,5-Trichlorophenol	180-77381-1	0.13	0.065	mg/L	U	0.13			Kaukauna	2018
Premium Solvent	2,4,5-Trichlorophenol	180-77382-1	0.13	0.065	mg/L	U	0.13			Kaukauna	2018
Premium Solvent	2,4,5-Trichlorophenol	180-77383-1	0.13	0.065	mg/L	U	0.13			Kaukauna	2018
Premium Solvent	2,4,5-Trichlorophenol	180-77070-1	0.13	0.065	mg/L	U	0.13			Lackawanna	2018
Premium Solvent	2,4,5-Trichlorophenol	180-80014-1	0.13	0.065	mg/L	U	0.13			Oklahoma City	2018
Premium Solvent	2,4,5-Trichlorophenol	180-80848-1	0.13	0.065	mg/L	U	0.13			Sacramento	2018
Premium Solvent	2,4,5-Trichlorophenol	180-81823-1	0.13	0.065	mg/L	U	0.13			Salisbury	2018
Premium Solvent	2,4,5-Trichlorophenol	180-76988-1	0.13	0.065	mg/L	U	0.13			Salt Lake City	2018
Premium Solvent	2,4,5-Trichlorophenol	180-78677-1	0.13	0.065	mg/L	U	0.13			Santa Ana	2018

Premium Solvent	2,4,5-Trichlorophenol	180-78463-1	0.13	0.065	mg/L	U	0.13	St Pauls	2018
Premium Solvent	2,4,5-Trichlorophenol	180-76683-1	0.13	0.065	mg/L	U	0.13	Syracuse	2018
Premium Solvent	2,4,5-Trichlorophenol	180-79370-1	0.13	0.065	mg/L	U	0.13	Tampa	2018
Premium Solvent	2,4,5-Trichlorophenol	180-78689-1	0.13	0.065	mg/L	U	0.13	Vinton	2018
Premium Solvent	2,4,5-Trichlorophenol	180-76265-1	0.13	0.065	mg/L	U	0.13	Waukesha	2018
Premium Solvent	2,4,5-Trichlorophenol	180-76266-1	0.13	0.065	mg/L	U	0.13	Waukesha	2018
Premium Solvent	2,4,5-Trichlorophenol	180-76267-1	0.13	0.065	mg/L	U	0.13	Waukesha	2018
Premium Solvent	2,4,5-Trichlorophenol	180-76262-1	0.13	0.065	mg/L	U	0.13	Wichita	2018
Premium Solvent	2,4,5-Trichlorophenol	180-72259-2	0.13	0.065	mg/L	U	0.13	Chester	2018
Premium Solvent	2,4,5-Trichlorophenol	180-72871-1	0.13	0.065	mg/L	U *	0.13	Sacramento	2018
Premium Solvent	2,4,5-Trichlorophenol	180-71540-1	0.13	0.065	mg/L	U	0.13	Salisbury	2018
Premium Solvent	2,4,5-Trichlorophenol	180-71594-1	0.13	0.065	mg/L	U	0.13	Santa Ana	2018
Premium Solvent	2,4,5-Trichlorophenol	180-74277-1	0.13	0.065	mg/L	U	0.13	Tallahassee	2018
Premium Solvent	2,4,5-Trichlorophenol	180-53494-1	0.15	0.15	mg/L		0.13	Chandler	2016
Premium Solvent	2,4,5-Trichlorophenol	180-54673-1	0.15	0.15	mg/L	p	0.13	Waukesha	2016
Premium Solvent	2,4,5-Trichlorophenol	180-55533-1	0.22	0.22	mg/L		0.13	Syracuse	2016
Premium Solvent	2,4,5-Trichlorophenol	180-53963-1	0.26	0.26	mg/L		0.13	Kaukauna	2016
Premium Solvent	2,4,5-Trichlorophenol	180-80012-1	20	10	mg/L	U	20	Oklahoma City	2018
Premium Solvent	2,4,6-Trichlorophenol	180-58611-1	0.09	0.045	mg/L	U	0.09	Sacremento	2016
Premium Solvent	2,4,6-Trichlorophenol	180-58744-1	0.13	0.065	mg/L	U	0.13	Albuquerque	2016
Premium Solvent	2,4,6-Trichlorophenol	180-52527-1	0.13	0.065	mg/L	U	0.13	Boise	2016
Premium Solvent	2,4,6-Trichlorophenol	180-53494-1	0.13	0.065	mg/L	U	0.13	Chandler	2016
Premium Solvent	2,4,6-Trichlorophenol	180-58394-1	0.13	0.065	mg/L	U	0.13	Charlotte	2016
Premium Solvent	2,4,6-Trichlorophenol	180-54771-1	0.13	0.065	mg/L	U	0.13	Chester	2016
Premium Solvent	2,4,6-Trichlorophenol	180-58680-1	0.13	0.065	mg/L	U	0.13	Clackamas	2016
Premium Solvent	2,4,6-Trichlorophenol	180-56685-1	0.13	0.065	mg/L	U	0.13	Farmington	2016
Premium Solvent	2,4,6-Trichlorophenol	180-53961-1	0.13	0.065	mg/L	U	0.13	Kaukauna	2016
Premium Solvent	2,4,6-Trichlorophenol	180-53962-1	0.13	0.065	mg/L	U	0.13	Kaukauna	2016
Premium Solvent	2,4,6-Trichlorophenol	180-53963-1	0.13	0.065	mg/L	U	0.13	Kaukauna	2016
Premium Solvent	2,4,6-Trichlorophenol	180-57964-1	0.13	0.065	mg/L	U	0.13	Omaha	2016
Premium Solvent	2,4,6-Trichlorophenol	180-56003-1	0.13	0.065	mg/L	U	0.13	St. Pauls	2016
Premium Solvent	2,4,6-Trichlorophenol	180-55533-1	0.13	0.065	mg/L	U	0.13	Syracuse	2016
Premium Solvent	2,4,6-Trichlorophenol	180-58138-1	0.13	0.065	mg/L	U	0.13	Tampa	2016
Premium Solvent	2,4,6-Trichlorophenol	180-58732-1	0.13	0.065	mg/L	U	0.13	Tulsa	2016
Premium Solvent	2,4,6-Trichlorophenol	180-58266-1	0.13	0.065	mg/L	U	0.13	Vinton	2016
Premium Solvent	2,4,6-Trichlorophenol	180-54672-1	0.13	0.065	mg/L	U	0.13	Waukesha	2016
Premium Solvent	2,4,6-Trichlorophenol	180-54673-1	0.13	0.065	mg/L	U	0.13	Waukesha	2016
Premium Solvent	2,4,6-Trichlorophenol	180-54674-1	0.13	0.065	mg/L	U	0.13	Waukesha	2016
Premium Solvent	2,4,6-Trichlorophenol	180-54675-1	0.13	0.065	mg/L	U	0.13	Waukesha	2016
Premium Solvent	2,4,6-Trichlorophenol	180-54676-1	0.13	0.065	mg/L	U	0.13	Waukesha	2016
Premium Solvent	2,4,6-Trichlorophenol	180-54677-1	0.13	0.065	mg/L	U	0.13	Waukesha	2016
Premium Solvent	2,4,6-Trichlorophenol	180-54678-1	0.13	0.065	mg/L	U	0.13	Waukesha	2016
Premium Solvent	2,4,6-Trichlorophenol	180-54679-1	0.13	0.065	mg/L	U	0.13	Waukesha	2016
Premium Solvent	2,4,6-Trichlorophenol	180-54680-1	0.13	0.065	mg/L	U	0.13	Waukesha	2016
Premium Solvent	2,4,6-Trichlorophenol	180-66650-1	0.13	0.065	mg/L	U	0.13	Albuquerque	2017
Premium Solvent	2,4,6-Trichlorophenol	180-65687-1	0.13	0.065	mg/L	U	0.13	Archdale	2017
Premium Solvent	2,4,6-Trichlorophenol	180-65693-1	0.13	0.065	mg/L	U	0.13	Avon	2017
Premium Solvent	2,4,6-Trichlorophenol	180-64613-1	0.13	0.065	mg/L	U	0.13	Chandler	2017
Premium Solvent	2,4,6-Trichlorophenol	180-70321-1	0.13	0.065	mg/L	U	0.13	Chesapeake	2017
Premium Solvent	2,4,6-Trichlorophenol	180-69209-1	0.13	0.065	mg/L	U	0.13	Clackamas	2017
Premium Solvent	2,4,6-Trichlorophenol	180-68416-1	0.13	0.065	mg/L	U	0.13	Farmington	2017
Premium Solvent	2,4,6-Trichlorophenol	180-70383-1	0.13	0.065	mg/L	U	0.13	Grand Island	2017
Premium Solvent	2,4,6-Trichlorophenol	180-64751-1	0.13	0.065	mg/L	U *	0.13	Kaukauna	2017
Premium Solvent	2,4,6-Trichlorophenol	180-64752-1	0.13	0.065	mg/L	U *	0.13	Kaukauna	2017
Premium Solvent	2,4,6-Trichlorophenol	180-64753-1	0.13	0.065	mg/L	U *	0.13	Kaukauna	2017
Premium Solvent	2,4,6-Trichlorophenol	180-65696-1	0.13	0.065	mg/L	U	0.13	Lackawanna	2017
Premium Solvent	2,4,6-Trichlorophenol	180-69242-1	0.13	0.065	mg/L	U	0.13	Oklahoma City	2017
Premium Solvent	2,4,6-Trichlorophenol	180-69237-1	0.13	0.065	mg/L	U	0.13	Omaha	2017
Premium Solvent	2,4,6-Trichlorophenol	180-70392-1	0.13	0.065	mg/L	U	0.13	Raleigh	2017
Premium Solvent	2,4,6-Trichlorophenol	180-68772-1	0.13	0.065	mg/L	U	0.13	St Pauls	2017
Premium Solvent	2,4,6-Trichlorophenol	180-65396-1	0.13	0.065	mg/L	U	0.13	Syracuse	2017
Premium Solvent	2,4,6-Trichlorophenol	180-66253-1	0.13	0.065	mg/L	U	0.13	Vinton	2017
Premium Solvent	2,4,6-Trichlorophenol	180-68919-1	0.13	0.065	mg/L	U	0.13	Waukesha	2017
Premium Solvent	2,4,6-Trichlorophenol	180-68924-1	0.13	0.065	mg/L	U	0.13	Waukesha	2017
Premium Solvent	2,4,6-Trichlorophenol	180-68925-1	0.13	0.065	mg/L	U	0.13	Waukesha	2017
Premium Solvent	2,4,6-Trichlorophenol	180-64796-1	0.13	0.065	mg/L	U *	0.13	Wichita	2017
Premium Solvent	2,4,6-Trichlorophenol	180-60141-1	0.13	0.065	mg/L	U	0.13	Avon	2017

Premium Solvent	2,4,6-Trichlorophenol	180-60012-1	0.13	0.065	mg/L	U	0.13			Chesapeake	2017
Premium Solvent	2,4,6-Trichlorophenol	180-59840-1	0.13	0.065	mg/L	U	0.13			Cohoes	2017
Premium Solvent	2,4,6-Trichlorophenol	180-59969-1	0.13	0.065	mg/L	U	0.13	52	88	Lackawanna	2017
Premium Solvent	2,4,6-Trichlorophenol	180-60895-1	0.13	0.065	mg/L	U	0.13			Archdale	2017
Premium Solvent	2,4,6-Trichlorophenol	180-60618-1	0.13	0.065	mg/L	U	0.13			Barre	2017
Premium Solvent	2,4,6-Trichlorophenol	180-81014-1	0.13	0.065	mg/L	U H	0.13			Albuquerque	2018
Premium Solvent	2,4,6-Trichlorophenol	180-77400-1	0.13	0.065	mg/L	U	0.13			Archdale	2018
Premium Solvent	2,4,6-Trichlorophenol	180-80742-1	0.13	0.065	mg/L	U	0.13			Avon	2018
Premium Solvent	2,4,6-Trichlorophenol	180-81163-1	0.13	0.065	mg/L	U	0.13			Barre	2018
Premium Solvent	2,4,6-Trichlorophenol	180-77125-1	0.13	0.065	mg/L	U	0.13			Boise	2018
Premium Solvent	2,4,6-Trichlorophenol	180-77004-1	0.13	0.065	mg/L	U	0.13			Chandler	2018
Premium Solvent	2,4,6-Trichlorophenol	180-77391-1	0.13	0.065	mg/L	U	0.13			Chester	2018
Premium Solvent	2,4,6-Trichlorophenol	180-82330-1	0.13	0.065	mg/L	U	0.13			Clackamas	2018
Premium Solvent	2,4,6-Trichlorophenol	180-77710-1	0.13	0.065	mg/L	U	0.13			Cohoes	2018
Premium Solvent	2,4,6-Trichlorophenol	180-81146-1	0.13	0.065	mg/L	U	0.13			Farmington	2018
Premium Solvent	2,4,6-Trichlorophenol	180-77381-1	0.13	0.065	mg/L	U	0.13			Kaukauna	2018
Premium Solvent	2,4,6-Trichlorophenol	180-77382-1	0.13	0.065	mg/L	U	0.13			Kaukauna	2018
Premium Solvent	2,4,6-Trichlorophenol	180-77383-1	0.13	0.065	mg/L	U	0.13			Kaukauna	2018
Premium Solvent	2,4,6-Trichlorophenol	180-77070-1	0.13	0.065	mg/L	U	0.13			Lackawanna	2018
Premium Solvent	2,4,6-Trichlorophenol	180-80014-1	0.13	0.065	mg/L	U	0.13			Oklahoma City	2018
Premium Solvent	2,4,6-Trichlorophenol	180-80848-1	0.13	0.065	mg/L	U	0.13			Sacramento	2018
Premium Solvent	2,4,6-Trichlorophenol	180-81823-1	0.13	0.065	mg/L	U	0.13			Salisbury	2018
Premium Solvent	2,4,6-Trichlorophenol	180-76988-1	0.13	0.065	mg/L	U	0.13			Salt Lake City	2018
Premium Solvent	2,4,6-Trichlorophenol	180-78677-1	0.13	0.065	mg/L	U	0.13			Santa Ana	2018
Premium Solvent	2,4,6-Trichlorophenol	180-78463-1	0.13	0.065	mg/L	U	0.13			St Pauls	2018
Premium Solvent	2,4,6-Trichlorophenol	180-76683-1	0.13	0.065	mg/L	U	0.13			Syracuse	2018
Premium Solvent	2,4,6-Trichlorophenol	180-79370-1	0.13	0.065	mg/L	U	0.13			Tampa	2018
Premium Solvent	2,4,6-Trichlorophenol	180-78689-1	0.13	0.065	mg/L	U	0.13			Vinton	2018
Premium Solvent	2,4,6-Trichlorophenol	180-76265-1	0.13	0.065	mg/L	U	0.13			Waukesha	2018
Premium Solvent	2,4,6-Trichlorophenol	180-76266-1	0.13	0.065	mg/L	U	0.13			Waukesha	2018
Premium Solvent	2,4,6-Trichlorophenol	180-76267-1	0.13	0.065	mg/L	U	0.13			Waukesha	2018
Premium Solvent	2,4,6-Trichlorophenol	180-76262-1	0.13	0.065	mg/L	U	0.13			Wichita	2018
Premium Solvent	2,4,6-Trichlorophenol	180-72259-2	0.13	0.065	mg/L	U	0.13			Chester	2018
Premium Solvent	2,4,6-Trichlorophenol	180-72871-1	0.13	0.065	mg/L	U	0.13			Sacramento	2018
Premium Solvent	2,4,6-Trichlorophenol	180-71540-1	0.13	0.065	mg/L	U	0.13			Salisbury	2018
Premium Solvent	2,4,6-Trichlorophenol	180-71594-1	0.13	0.065	mg/L	U	0.13			Santa Ana	2018
Premium Solvent	2,4,6-Trichlorophenol	180-74277-1	0.13	0.065	mg/L	U	0.13			Tallahassee	2018
Premium Solvent	2,4,6-Trichlorophenol	180-65928-1	0.16	0.16	mg/L		0.13			Cohoes	2017
Premium Solvent	2,4,6-Trichlorophenol	180-80012-1	20	10	mg/L	U	20			Oklahoma City	2018
Premium Solvent	2,4-Dinitrotoluene	180-58611-1	0.09	0.045	mg/L	U	0.09			Sacremento	2016
Premium Solvent	2,4-Dinitrotoluene	180-58744-1	0.13	0.065	mg/L	U	0.13			Albuquerque	2016
Premium Solvent	2,4-Dinitrotoluene	180-52527-1	0.13	0.065	mg/L	U	0.13			Boise	2016
Premium Solvent	2,4-Dinitrotoluene	180-53494-1	0.13	0.065	mg/L	U	0.13			Chandler	2016
Premium Solvent	2,4-Dinitrotoluene	180-58394-1	0.13	0.065	mg/L	U	0.13			Charlotte	2016
Premium Solvent	2,4-Dinitrotoluene	180-54771-1	0.13	0.065	mg/L	U	0.13			Chester	2016
Premium Solvent	2,4-Dinitrotoluene	180-58680-1	0.13	0.065	mg/L	U	0.13			Clackamas	2016
Premium Solvent	2,4-Dinitrotoluene	180-56685-1	0.13	0.065	mg/L	U	0.13			Farmington	2016
Premium Solvent	2,4-Dinitrotoluene	180-53962-1	0.13	0.065	mg/L	U	0.13			Kaukauna	2016
Premium Solvent	2,4-Dinitrotoluene	180-53963-1	0.13	0.065	mg/L	U	0.13			Kaukauna	2016
Premium Solvent	2,4-Dinitrotoluene	180-57964-1	0.13	0.065	mg/L	U	0.13			Omaha	2016
Premium Solvent	2,4-Dinitrotoluene	180-56003-1	0.13	0.065	mg/L	U	0.13			St. Pauls	2016
Premium Solvent	2,4-Dinitrotoluene	180-55533-1	0.13	0.065	mg/L	U	0.13			Syracuse	2016
Premium Solvent	2,4-Dinitrotoluene	180-58138-1	0.13	0.065	mg/L	U	0.13			Tampa	2016
Premium Solvent	2,4-Dinitrotoluene	180-58732-1	0.13	0.065	mg/L	U	0.13			Tulsa	2016
Premium Solvent	2,4-Dinitrotoluene	180-58266-1	0.13	0.065	mg/L	U	0.13			Vinton	2016
Premium Solvent	2,4-Dinitrotoluene	180-54672-1	0.13	0.065	mg/L	U	0.13			Waukesha	2016
Premium Solvent	2,4-Dinitrotoluene	180-54674-1	0.13	0.065	mg/L	U	0.13			Waukesha	2016
Premium Solvent	2,4-Dinitrotoluene	180-54675-1	0.13	0.065	mg/L	U	0.13			Waukesha	2016
Premium Solvent	2,4-Dinitrotoluene	180-54676-1	0.13	0.065	mg/L	U	0.13			Waukesha	2016
Premium Solvent	2,4-Dinitrotoluene	180-54677-1	0.13	0.065	mg/L	U	0.13			Waukesha	2016
Premium Solvent	2,4-Dinitrotoluene	180-54678-1	0.13	0.065	mg/L	U	0.13			Waukesha	2016
Premium Solvent	2,4-Dinitrotoluene	180-54679-1	0.13	0.065	mg/L	U	0.13			Waukesha	2016
Premium Solvent	2,4-Dinitrotoluene	180-66650-1	0.13	0.065	mg/L	U	0.13			Albuquerque	2017
Premium Solvent	2,4-Dinitrotoluene	180-65687-1	0.13	0.065	mg/L	U	0.13			Archdale	2017
Premium Solvent	2,4-Dinitrotoluene	180-65693-1	0.13	0.065	mg/L	U	0.13			Avon	2017
Premium Solvent	2,4-Dinitrotoluene	180-64613-1	0.13	0.065	mg/L	U	0.13			Chandler	2017
Premium Solvent	2,4-Dinitrotoluene	180-70321-1	0.13	0.065	mg/L	U	0.13			Chesapeake	2017

Premium Solvent	2,4-Dinitrotoluene	180-69209-1	0.13	0.065	mg/L	U	0.13			Clackamas	2017
Premium Solvent	2,4-Dinitrotoluene	180-65928-1	0.13	0.065	mg/L	U	0.13			Cohoes	2017
Premium Solvent	2,4-Dinitrotoluene	180-68416-1	0.13	0.065	mg/L	U	0.13			Farmington	2017
Premium Solvent	2,4-Dinitrotoluene	180-70383-1	0.13	0.065	mg/L	U	0.13			Grand Island	2017
Premium Solvent	2,4-Dinitrotoluene	180-64751-1	0.13	0.065	mg/L	U *	0.13			Kaukauna	2017
Premium Solvent	2,4-Dinitrotoluene	180-64752-1	0.13	0.065	mg/L	U *	0.13			Kaukauna	2017
Premium Solvent	2,4-Dinitrotoluene	180-64753-1	0.13	0.065	mg/L	U *	0.13			Kaukauna	2017
Premium Solvent	2,4-Dinitrotoluene	180-65696-1	0.13	0.065	mg/L	U	0.13			Lackawanna	2017
Premium Solvent	2,4-Dinitrotoluene	180-69242-1	0.13	0.065	mg/L	U	0.13			Oklahoma City	2017
Premium Solvent	2,4-Dinitrotoluene	180-69237-1	0.13	0.065	mg/L	U	0.13			Omaha	2017
Premium Solvent	2,4-Dinitrotoluene	180-70392-1	0.13	0.065	mg/L	U	0.13			Raleigh	2017
Premium Solvent	2,4-Dinitrotoluene	180-68772-1	0.13	0.065	mg/L	U	0.13			St Pauls	2017
Premium Solvent	2,4-Dinitrotoluene	180-65396-1	0.13	0.065	mg/L	U	0.13			Syracuse	2017
Premium Solvent	2,4-Dinitrotoluene	180-66253-1	0.13	0.065	mg/L	U *	0.13			Vinton	2017
Premium Solvent	2,4-Dinitrotoluene	180-68919-1	0.13	0.065	mg/L	U	0.13			Waukesha	2017
Premium Solvent	2,4-Dinitrotoluene	180-68924-1	0.13	0.065	mg/L	U	0.13			Waukesha	2017
Premium Solvent	2,4-Dinitrotoluene	180-68925-1	0.13	0.065	mg/L	U	0.13			Waukesha	2017
Premium Solvent	2,4-Dinitrotoluene	180-64796-1	0.13	0.065	mg/L	U *	0.13			Wichita	2017
Premium Solvent	2,4-Dinitrotoluene	180-60141-1	0.13	0.065	mg/L	U	0.13			Avon	2017
Premium Solvent	2,4-Dinitrotoluene	180-60012-1	0.13	0.065	mg/L	U	0.13			Chesapeake	2017
Premium Solvent	2,4-Dinitrotoluene	180-59840-1	0.13	0.065	mg/L	U	0.13			Cohoes	2017
Premium Solvent	2,4-Dinitrotoluene	180-59969-1	0.13	0.065	mg/L	U	0.13			Lackawanna	2017
Premium Solvent	2,4-Dinitrotoluene	180-60895-1	0.13	0.065	mg/L	U	0.13			Archdale	2017
Premium Solvent	2,4-Dinitrotoluene	180-60618-1	0.13	0.065	mg/L	U	0.13	52	88	Barre	2017
Premium Solvent	2,4-Dinitrotoluene	180-81014-1	0.13	0.065	mg/L	U H	0.13			Albuquerque	2018
Premium Solvent	2,4-Dinitrotoluene	180-77400-1	0.13	0.065	mg/L	U	0.13			Archdale	2018
Premium Solvent	2,4-Dinitrotoluene	180-80742-1	0.13	0.065	mg/L	U	0.13			Avon	2018
Premium Solvent	2,4-Dinitrotoluene	180-81163-1	0.13	0.065	mg/L	U	0.13			Barre	2018
Premium Solvent	2,4-Dinitrotoluene	180-77125-1	0.13	0.065	mg/L	U	0.13			Boise	2018
Premium Solvent	2,4-Dinitrotoluene	180-77004-1	0.13	0.065	mg/L	U	0.13			Chandler	2018
Premium Solvent	2,4-Dinitrotoluene	180-77391-1	0.13	0.065	mg/L	U	0.13			Chester	2018
Premium Solvent	2,4-Dinitrotoluene	180-82330-1	0.13	0.065	mg/L	U *	0.13			Clackamas	2018
Premium Solvent	2,4-Dinitrotoluene	180-77710-1	0.13	0.065	mg/L	U	0.13			Cohoes	2018
Premium Solvent	2,4-Dinitrotoluene	180-81146-1	0.13	0.065	mg/L	U	0.13			Farmington	2018
Premium Solvent	2,4-Dinitrotoluene	180-77381-1	0.13	0.065	mg/L	U	0.13			Kaukauna	2018
Premium Solvent	2,4-Dinitrotoluene	180-77382-1	0.13	0.065	mg/L	U	0.13			Kaukauna	2018
Premium Solvent	2,4-Dinitrotoluene	180-77383-1	0.13	0.065	mg/L	U	0.13			Kaukauna	2018
Premium Solvent	2,4-Dinitrotoluene	180-77070-1	0.13	0.065	mg/L	U	0.13			Lackawanna	2018
Premium Solvent	2,4-Dinitrotoluene	180-80014-1	0.13	0.065	mg/L	U	0.13			Oklahoma City	2018
Premium Solvent	2,4-Dinitrotoluene	180-80848-1	0.13	0.065	mg/L	U	0.13			Sacramento	2018
Premium Solvent	2,4-Dinitrotoluene	180-76988-1	0.13	0.065	mg/L	U	0.13			Salt Lake City	2018
Premium Solvent	2,4-Dinitrotoluene	180-78677-1	0.13	0.065	mg/L	U	0.13			Santa Ana	2018
Premium Solvent	2,4-Dinitrotoluene	180-78463-1	0.13	0.065	mg/L	U	0.13			St Pauls	2018
Premium Solvent	2,4-Dinitrotoluene	180-76683-1	0.13	0.065	mg/L	U	0.13			Syracuse	2018
Premium Solvent	2,4-Dinitrotoluene	180-79370-1	0.13	0.065	mg/L	U	0.13			Tampa	2018
Premium Solvent	2,4-Dinitrotoluene	180-78689-1	0.13	0.065	mg/L	U	0.13			Vinton	2018
Premium Solvent	2,4-Dinitrotoluene	180-76265-1	0.13	0.065	mg/L	U	0.13			Waukesha	2018
Premium Solvent	2,4-Dinitrotoluene	180-76266-1	0.13	0.065	mg/L	U	0.13			Waukesha	2018
Premium Solvent	2,4-Dinitrotoluene	180-76267-1	0.13	0.065	mg/L	U	0.13			Waukesha	2018
Premium Solvent	2,4-Dinitrotoluene	180-76262-1	0.13	0.065	mg/L	U	0.13			Wichita	2018
Premium Solvent	2,4-Dinitrotoluene	180-72259-2	0.13	0.065	mg/L	U	0.13			Chester	2018
Premium Solvent	2,4-Dinitrotoluene	180-72871-1	0.13	0.065	mg/L	U	0.13			Sacramento	2018
Premium Solvent	2,4-Dinitrotoluene	180-71540-1	0.13	0.065	mg/L	U	0.13			Salisbury	2018
Premium Solvent	2,4-Dinitrotoluene	180-71594-1	0.13	0.065	mg/L	U	0.13			Santa Ana	2018
Premium Solvent	2,4-Dinitrotoluene	180-74277-1	0.13	0.065	mg/L	U	0.13			Tallahassee	2018
Premium Solvent	2,4-Dinitrotoluene	180-81823-1	0.22	0.22	mg/L	* p	0.13			Salisbury	2018
Premium Solvent	2,4-Dinitrotoluene	180-54680-1	0.37	0.37	mg/L		0.13			Waukesha	2016
Premium Solvent	2,4-Dinitrotoluene	180-54673-1	0.49	0.49	mg/L		0.13			Waukesha	2016
Premium Solvent	2,4-Dinitrotoluene	180-53961-1	0.7	0.7	mg/L		0.13			Kaukauna	2016
Premium Solvent	2,4-Dinitrotoluene	180-80012-1	20	10	mg/L	U	20			Oklahoma City	2018
Premium Solvent	2-Butanone (MEK)	180-58611-1	0.23	0.115	mg/L	U	0.23			Sacramento	2016
Premium Solvent	2-Butanone (MEK)	180-81014-1	0.25	0.125	mg/L	U H	0.25			Albuquerque	2018
Premium Solvent	2-Butanone (MEK)	180-80742-1	0.25	0.125	mg/L	U	0.25			Avon	2018
Premium Solvent	2-Butanone (MEK)	180-77125-1	0.25	0.125	mg/L	U	0.25			Boise	2018
Premium Solvent	2-Butanone (MEK)	180-82330-1	0.25	0.125	mg/L	U	0.25			Clackamas	2018
Premium Solvent	2-Butanone (MEK)	180-77710-1	0.25	0.125	mg/L	U	0.25			Cohoes	2018
Premium Solvent	2-Butanone (MEK)	180-81146-1	0.25	0.125	mg/L	U	0.25			Farmington	2018

Premium Solvent	2-Butanone (MEK)	180-77381-1	0.25	0.125	mg/L	U	0.25			Kaukauna	2018
Premium Solvent	2-Butanone (MEK)	180-77382-1	0.25	0.125	mg/L	U	0.25			Kaukauna	2018
Premium Solvent	2-Butanone (MEK)	180-77383-1	0.25	0.125	mg/L	U	0.25			Kaukauna	2018
Premium Solvent	2-Butanone (MEK)	180-77070-1	0.25	0.125	mg/L	U	0.25			Lackawanna	2018
Premium Solvent	2-Butanone (MEK)	180-80012-1	0.25	0.125	mg/L	U	0.25			Oklahoma City	2018
Premium Solvent	2-Butanone (MEK)	180-80014-1	0.25	0.125	mg/L	U	0.25			Oklahoma City	2018
Premium Solvent	2-Butanone (MEK)	180-80848-1	0.25	0.125	mg/L	U	0.25			Sacramento	2018
Premium Solvent	2-Butanone (MEK)	180-81823-1	0.25	0.125	mg/L	U	0.25			Salisbury	2018
Premium Solvent	2-Butanone (MEK)	180-78677-1	0.25	0.125	mg/L	U	0.25			Santa Ana	2018
Premium Solvent	2-Butanone (MEK)	180-78463-1	0.25	0.125	mg/L	U	0.25			St Pauls	2018
Premium Solvent	2-Butanone (MEK)	180-76683-1	0.25	0.125	mg/L	U	0.25			Syracuse	2018
Premium Solvent	2-Butanone (MEK)	180-79370-1	0.25	0.125	mg/L	U	0.25			Tampa	2018
Premium Solvent	2-Butanone (MEK)	180-78689-1	0.25	0.125	mg/L	U	0.25			Vinton	2018
Premium Solvent	2-Butanone (MEK)	180-76266-1	0.25	0.125	mg/L	U	0.25			Waukesha	2018
Premium Solvent	2-Butanone (MEK)	180-76262-1	0.25	0.125	mg/L	U	0.25			Wichita	2018
Premium Solvent	2-Butanone (MEK)	180-72259-2	0.25	0.125	mg/L	U	0.25			Chester	2018
Premium Solvent	2-Butanone (MEK)	180-72871-1	0.25	0.125	mg/L	U	0.25			Sacramento	2018
Premium Solvent	2-Butanone (MEK)	180-71540-1	0.25	0.125	mg/L	U	0.25			Salisbury	2018
Premium Solvent	2-Butanone (MEK)	180-71594-1	0.25	0.125	mg/L	U	0.25			Santa Ana	2018
Premium Solvent	2-Butanone (MEK)	180-58744-1	0.25	0.125	mg/L	U	0.25			Albuquerque	2016
Premium Solvent	2-Butanone (MEK)	180-53494-1	0.25	0.125	mg/L	U	0.25			Chandler	2016
Premium Solvent	2-Butanone (MEK)	180-54771-1	0.25	0.125	mg/L	U	0.25			Chester	2016
Premium Solvent	2-Butanone (MEK)	180-58680-1	0.25	0.125	mg/L	U	0.25			Clackamas	2016
Premium Solvent	2-Butanone (MEK)	180-53963-1	0.25	0.125	mg/L	U	0.25			Kaukauna	2016
Premium Solvent	2-Butanone (MEK)	180-57964-1	0.25	0.125	mg/L	U	0.25			Omaha	2016
Premium Solvent	2-Butanone (MEK)	180-58732-1	0.25	0.125	mg/L	U	0.25			Tulsa	2016
Premium Solvent	2-Butanone (MEK)	180-58266-1	0.25	0.125	mg/L	U	0.25			Vinton	2016
Premium Solvent	2-Butanone (MEK)	180-54672-1	0.25	0.125	mg/L	U	0.25			Waukesha	2016
Premium Solvent	2-Butanone (MEK)	180-54673-1	0.25	0.125	mg/L	U	0.25			Waukesha	2016
Premium Solvent	2-Butanone (MEK)	180-54674-1	0.25	0.125	mg/L	U	0.25			Waukesha	2016
Premium Solvent	2-Butanone (MEK)	180-54675-1	0.25	0.125	mg/L	U	0.25			Waukesha	2016
Premium Solvent	2-Butanone (MEK)	180-54676-1	0.25	0.125	mg/L	U	0.25			Waukesha	2016
Premium Solvent	2-Butanone (MEK)	180-54677-1	0.25	0.125	mg/L	U	0.25			Waukesha	2016
Premium Solvent	2-Butanone (MEK)	180-54678-1	0.25	0.125	mg/L	U	0.25			Waukesha	2016
Premium Solvent	2-Butanone (MEK)	180-54680-1	0.25	0.125	mg/L	U	0.25			Waukesha	2016
Premium Solvent	2-Butanone (MEK)	180-70321-1	0.25	0.125	mg/L	U	0.25			Chesapeake	2017
Premium Solvent	2-Butanone (MEK)	180-65928-1	0.25	0.125	mg/L	U	0.25			Cohoes	2017
Premium Solvent	2-Butanone (MEK)	180-68416-1	0.25	0.125	mg/L	U	0.25			Farmington	2017
Premium Solvent	2-Butanone (MEK)	180-70383-1	0.25	0.125	mg/L	U	0.25			Grand Island	2017
Premium Solvent	2-Butanone (MEK)	180-64751-1	0.25	0.125	mg/L	U	0.25			Kaukauna	2017
Premium Solvent	2-Butanone (MEK)	180-64752-1	0.25	0.125	mg/L	U	0.25			Kaukauna	2017
Premium Solvent	2-Butanone (MEK)	180-64753-1	0.25	0.125	mg/L	U	0.25			Kaukauna	2017
Premium Solvent	2-Butanone (MEK)	180-65696-1	0.25	0.125	mg/L	U	0.25			Lackawanna	2017
Premium Solvent	2-Butanone (MEK)	180-69237-1	0.25	0.125	mg/L	U	0.25			Omaha	2017
Premium Solvent	2-Butanone (MEK)	180-68772-1	0.25	0.125	mg/L	U	0.25	52	88	St Pauls	2017
Premium Solvent	2-Butanone (MEK)	180-65396-1	0.25	0.125	mg/L	U	0.25			Syracuse	2017
Premium Solvent	2-Butanone (MEK)	180-66253-1	0.25	0.125	mg/L	U	0.25			Vinton	2017
Premium Solvent	2-Butanone (MEK)	180-68919-1	0.25	0.125	mg/L	U	0.25			Waukesha	2017
Premium Solvent	2-Butanone (MEK)	180-68924-1	0.25	0.125	mg/L	U	0.25			Waukesha	2017
Premium Solvent	2-Butanone (MEK)	180-68925-1	0.25	0.125	mg/L	U	0.25			Waukesha	2017
Premium Solvent	2-Butanone (MEK)	180-64796-1	0.25	0.125	mg/L	U	0.25			Wichita	2017
Premium Solvent	2-Butanone (MEK)	180-60141-1	0.25	0.125	mg/L	U	0.25			Avon	2017
Premium Solvent	2-Butanone (MEK)	180-59840-1	0.25	0.125	mg/L	U	0.25			Cohoes	2017
Premium Solvent	2-Butanone (MEK)	180-59969-1	0.25	0.125	mg/L	U	0.25			Lackawanna	2017
Premium Solvent	2-Butanone (MEK)	180-60895-1	0.25	0.125	mg/L	U	0.25			Archdale	2017
Premium Solvent	2-Butanone (MEK)	180-60618-1	0.25	0.125	mg/L	U	0.25			Barre	2017
Premium Solvent	2-Butanone (MEK)	180-53962-1	0.5	0.25	mg/L	U	0.5			Kaukauna	2016
Premium Solvent	2-Butanone (MEK)	180-56003-1	0.5	0.25	mg/L	U	0.5			St. Pauls	2016
Premium Solvent	2-Butanone (MEK)	180-76265-1	0.26	0.26	mg/L		0.25			Waukesha	2018
Premium Solvent	2-Butanone (MEK)	180-54679-1	0.48	0.48	mg/L		0.25			Waukesha	2016
Premium Solvent	2-Butanone (MEK)	180-76267-1	0.52	0.52	mg/L		0.25			Waukesha	2018
Premium Solvent	2-Butanone (MEK)	180-74277-1	0.54	0.54	mg/L		0.25			Tallahassee	2018
Premium Solvent	2-Butanone (MEK)	180-77004-1	0.69	0.69	mg/L		0.25			Chandler	2018
Premium Solvent	2-Butanone (MEK)	180-52527-1	0.81	0.81	mg/L		0.25			Boise	2016
Premium Solvent	2-Butanone (MEK)	180-77400-1	0.83	0.83	mg/L		0.25			Archdale	2018
Premium Solvent	2-Butanone (MEK)	180-70392-1	0.89	0.89	mg/L		0.25			Raleigh	2017
Premium Solvent	2-Butanone (MEK)	180-65693-1	0.93	0.93	mg/L		0.25			Avon	2017

Premium Solvent	2-Butanone (MEK)	180-81163-1	1.2	1.2	mg/L		0.25			Barre	2018
Premium Solvent	2-Butanone (MEK)	180-65687-1	1.2	1.2	mg/L		0.25			Archdale	2017
Premium Solvent	2-Butanone (MEK)	180-60012-1	1.6	1.6	mg/L		0.25			Chesapeake	2017
Premium Solvent	2-Butanone (MEK)	180-56685-1	1.8	1.8	mg/L		0.25			Farmington	2016
Premium Solvent	2-Butanone (MEK)	180-77391-1	2.4	2.4	mg/L		0.25			Chester	2018
Premium Solvent	2-Butanone (MEK)	180-58138-1	2.6	2.6	mg/L		0.25			Tampa	2016
Premium Solvent	2-Butanone (MEK)	180-66650-1	2.6	2.6	mg/L		0.25			Albuquerque	2017
Premium Solvent	2-Butanone (MEK)	180-69209-1	2.9	2.9	mg/L		0.25			Clackamas	2017
Premium Solvent	2-Butanone (MEK)	180-58394-1	3.5	3.5	mg/L		0.25			Charlotte	2016
Premium Solvent	2-Butanone (MEK)	180-53961-1	7	7	mg/L		0.25			Kaukauna	2016
Premium Solvent	2-Butanone (MEK)	180-76988-1	9.9	9.9	mg/L		0.25			Salt Lake City	2018
Premium Solvent	2-Butanone (MEK)	180-69242-1	17	17	mg/L		0.25			Oklahoma City	2017
Premium Solvent	2-Butanone (MEK)	180-64613-1	23	23	mg/L		0.25			Chandler	2017
Premium Solvent	2-Butanone (MEK)	180-55533-1	31	31	mg/L		0.5			Syracuse	2016
Premium Solvent	2-Methylphenol	180-58611-1	0.56	0.28	mg/L	U	0.56			Sacremento	2016
Premium Solvent	2-Methylphenol	180-58744-1	1	0.5	mg/L	U	1			Albuquerque	2016
Premium Solvent	2-Methylphenol	180-52527-1	1	0.5	mg/L	U	1			Boise	2016
Premium Solvent	2-Methylphenol	180-53494-1	1	0.5	mg/L	U	1			Chandler	2016
Premium Solvent	2-Methylphenol	180-58394-1	1	0.5	mg/L	U	1			Charlotte	2016
Premium Solvent	2-Methylphenol	180-54771-1	1	0.5	mg/L	U	1			Chester	2016
Premium Solvent	2-Methylphenol	180-58680-1	1	0.5	mg/L	U	1			Clackamas	2016
Premium Solvent	2-Methylphenol	180-56685-1	1	0.5	mg/L	U	1			Farmington	2016
Premium Solvent	2-Methylphenol	180-53961-1	1	0.5	mg/L	U	1			Kaukauna	2016
Premium Solvent	2-Methylphenol	180-53962-1	1	0.5	mg/L	U	1			Kaukauna	2016
Premium Solvent	2-Methylphenol	180-53963-1	1	0.5	mg/L	U	1			Kaukauna	2016
Premium Solvent	2-Methylphenol	180-57964-1	1	0.5	mg/L	U	1			Omaha	2016
Premium Solvent	2-Methylphenol	180-56003-1	1	0.5	mg/L	U	1			St. Pauls	2016
Premium Solvent	2-Methylphenol	180-55533-1	1	0.5	mg/L	U	1			Syracuse	2016
Premium Solvent	2-Methylphenol	180-58138-1	1	0.5	mg/L	U	1			Tampa	2016
Premium Solvent	2-Methylphenol	180-58732-1	1	0.5	mg/L	U	1			Tulsa	2016
Premium Solvent	2-Methylphenol	180-58266-1	1	0.5	mg/L	U	1			Vinton	2016
Premium Solvent	2-Methylphenol	180-54672-1	1	0.5	mg/L	U	1			Waukesha	2016
Premium Solvent	2-Methylphenol	180-54673-1	1	0.5	mg/L	U	1			Waukesha	2016
Premium Solvent	2-Methylphenol	180-54674-1	1	0.5	mg/L	U	1			Waukesha	2016
Premium Solvent	2-Methylphenol	180-54675-1	1	0.5	mg/L	U	1			Waukesha	2016
Premium Solvent	2-Methylphenol	180-54676-1	1	0.5	mg/L	U	1			Waukesha	2016
Premium Solvent	2-Methylphenol	180-54677-1	1	0.5	mg/L	U	1			Waukesha	2016
Premium Solvent	2-Methylphenol	180-54678-1	1	0.5	mg/L	U	1			Waukesha	2016
Premium Solvent	2-Methylphenol	180-54679-1	1	0.5	mg/L	U	1			Waukesha	2016
Premium Solvent	2-Methylphenol	180-54680-1	1	0.5	mg/L	U	1			Waukesha	2016
Premium Solvent	2-Methylphenol	180-66650-1	1	0.5	mg/L	U	1			Albuquerque	2017
Premium Solvent	2-Methylphenol	180-65687-1	1	0.5	mg/L	U	1			Archdale	2017
Premium Solvent	2-Methylphenol	180-65693-1	1	0.5	mg/L	U	1			Avon	2017
Premium Solvent	2-Methylphenol	180-64613-1	1	0.5	mg/L	U	1			Chandler	2017
Premium Solvent	2-Methylphenol	180-70321-1	1	0.5	mg/L	U	1			Chesapeake	2017
Premium Solvent	2-Methylphenol	180-69209-1	1	0.5	mg/L	U	1			Clackamas	2017
Premium Solvent	2-Methylphenol	180-65928-1	1	0.5	mg/L	U	1			Cohoes	2017
Premium Solvent	2-Methylphenol	180-68416-1	1	0.5	mg/L	U	1			Farmington	2017
Premium Solvent	2-Methylphenol	180-70383-1	1	0.5	mg/L	U	1			Grand Island	2017
Premium Solvent	2-Methylphenol	180-64751-1	1	0.5	mg/L	U	1			Kaukauna	2017
Premium Solvent	2-Methylphenol	180-64752-1	1	0.5	mg/L	U	1			Kaukauna	2017
Premium Solvent	2-Methylphenol	180-64753-1	1	0.5	mg/L	U	1			Kaukauna	2017
Premium Solvent	2-Methylphenol	180-65696-1	1	0.5	mg/L	U	1			Lackawanna	2017
Premium Solvent	2-Methylphenol	180-69242-1	1	0.5	mg/L	U	1			Oklahoma City	2017
Premium Solvent	2-Methylphenol	180-69237-1	1	0.5	mg/L	U	1			Omaha	2017
Premium Solvent	2-Methylphenol	180-70392-1	1	0.5	mg/L	U	1			Raleigh	2017
Premium Solvent	2-Methylphenol	180-68772-1	1	0.5	mg/L	U	1			St Pauls	2017
Premium Solvent	2-Methylphenol	180-65396-1	1	0.5	mg/L	U	1			Syracuse	2017
Premium Solvent	2-Methylphenol	180-66253-1	1	0.5	mg/L	U	1			Vinton	2017
Premium Solvent	2-Methylphenol	180-68919-1	1	0.5	mg/L	U	1			Waukesha	2017
Premium Solvent	2-Methylphenol	180-68924-1	1	0.5	mg/L	U	1			Waukesha	2017
Premium Solvent	2-Methylphenol	180-68925-1	1	0.5	mg/L	U	1			Waukesha	2017
Premium Solvent	2-Methylphenol	180-64796-1	1	0.5	mg/L	U	1			Wichita	2017
Premium Solvent	2-Methylphenol	180-60141-1	1	0.5	mg/L	U	1			Avon	2017
Premium Solvent	2-Methylphenol	180-60012-1	1	0.5	mg/L	U	1			Chesapeake	2017
Premium Solvent	2-Methylphenol	180-59840-1	1	0.5	mg/L	U	1	52	88	Cohoes	2017
Premium Solvent	2-Methylphenol	180-59969-1	1	0.5	mg/L	U	1			Lackawanna	2017

Premium Solvent	2-Methylphenol	180-60895-1	1	0.5	mg/L	U	1	Archdale	2017
Premium Solvent	2-Methylphenol	180-60618-1	1	0.5	mg/L	U	1	Barre	2017
Premium Solvent	2-Methylphenol	180-81014-1	1	0.5	mg/L	U H	1	Albuquerque	2018
Premium Solvent	2-Methylphenol	180-77400-1	1	0.5	mg/L	U	1	Archdale	2018
Premium Solvent	2-Methylphenol	180-80742-1	1	0.5	mg/L	U	1	Avon	2018
Premium Solvent	2-Methylphenol	180-81163-1	1	0.5	mg/L	U	1	Barre	2018
Premium Solvent	2-Methylphenol	180-77125-1	1	0.5	mg/L	U	1	Boise	2018
Premium Solvent	2-Methylphenol	180-77004-1	1	0.5	mg/L	U	1	Chandler	2018
Premium Solvent	2-Methylphenol	180-77391-1	1	0.5	mg/L	U	1	Chester	2018
Premium Solvent	2-Methylphenol	180-82330-1	1	0.5	mg/L	U	1	Clackamas	2018
Premium Solvent	2-Methylphenol	180-77710-1	1	0.5	mg/L	U	1	Cohoes	2018
Premium Solvent	2-Methylphenol	180-81146-1	1	0.5	mg/L	U	1	Farmington	2018
Premium Solvent	2-Methylphenol	180-77381-1	1	0.5	mg/L	U	1	Kaukauna	2018
Premium Solvent	2-Methylphenol	180-77382-1	1	0.5	mg/L	U	1	Kaukauna	2018
Premium Solvent	2-Methylphenol	180-77383-1	1	0.5	mg/L	U	1	Kaukauna	2018
Premium Solvent	2-Methylphenol	180-77070-1	1	0.5	mg/L	U	1	Lackawanna	2018
Premium Solvent	2-Methylphenol	180-80014-1	1	0.5	mg/L	U	1	Oklahoma City	2018
Premium Solvent	2-Methylphenol	180-80848-1	1	0.5	mg/L	U	1	Sacramento	2018
Premium Solvent	2-Methylphenol	180-81823-1	1	0.5	mg/L	U	1	Salisbury	2018
Premium Solvent	2-Methylphenol	180-76988-1	1	0.5	mg/L	U	1	Salt Lake City	2018
Premium Solvent	2-Methylphenol	180-78677-1	1	0.5	mg/L	U	1	Santa Ana	2018
Premium Solvent	2-Methylphenol	180-78463-1	1	0.5	mg/L	U	1	St Pauls	2018
Premium Solvent	2-Methylphenol	180-76683-1	1	0.5	mg/L	U	1	Syracuse	2018
Premium Solvent	2-Methylphenol	180-79370-1	1	0.5	mg/L	U	1	Tampa	2018
Premium Solvent	2-Methylphenol	180-78689-1	1	0.5	mg/L	U	1	Vinton	2018
Premium Solvent	2-Methylphenol	180-76265-1	1	0.5	mg/L	U	1	Waukesha	2018
Premium Solvent	2-Methylphenol	180-76266-1	1	0.5	mg/L	U	1	Waukesha	2018
Premium Solvent	2-Methylphenol	180-76267-1	1	0.5	mg/L	U	1	Waukesha	2018
Premium Solvent	2-Methylphenol	180-76262-1	1	0.5	mg/L	U	1	Wichita	2018
Premium Solvent	2-Methylphenol	180-72259-2	1	0.5	mg/L	U	1	Chester	2018
Premium Solvent	2-Methylphenol	180-72871-1	1	0.5	mg/L	U	1	Sacramento	2018
Premium Solvent	2-Methylphenol	180-71540-1	1	0.5	mg/L	U	1	Salisbury	2018
Premium Solvent	2-Methylphenol	180-71594-1	1	0.5	mg/L	U	1	Santa Ana	2018
Premium Solvent	2-Methylphenol	180-74277-1	1	0.5	mg/L	U	1	Tallahassee	2018
Premium Solvent	2-Methylphenol	180-80012-1	20	10	mg/L	U	20	Oklahoma City	2018
Premium Solvent	Arsenic	180-58744-1	1	0.5	mg/L	U	1	Albuquerque	2016
Premium Solvent	Arsenic	180-52527-1	1	0.5	mg/L	U	1	Boise	2016
Premium Solvent	Arsenic	180-53494-1	1	0.5	mg/L	U	1	Chandler	2016
Premium Solvent	Arsenic	180-58394-1	1	0.5	mg/L	U	1	Charlotte	2016
Premium Solvent	Arsenic	180-54771-1	1	0.5	mg/L	U	1	Chester	2016
Premium Solvent	Arsenic	180-58680-1	1	0.5	mg/L	U	1	Clackamas	2016
Premium Solvent	Arsenic	180-56685-1	1	0.5	mg/L	U	1	Farmington	2016
Premium Solvent	Arsenic	180-53961-1	1	0.5	mg/L	U	1	Kaukauna	2016
Premium Solvent	Arsenic	180-53962-1	1	0.5	mg/L	U	1	Kaukauna	2016
Premium Solvent	Arsenic	180-53963-1	1	0.5	mg/L	U	1	Kaukauna	2016
Premium Solvent	Arsenic	180-57964-1	1	0.5	mg/L	U	1	Omaha	2016
Premium Solvent	Arsenic	180-56003-1	1	0.5	mg/L	U	1	St. Pauls	2016
Premium Solvent	Arsenic	180-55533-1	1	0.5	mg/L	U	1	Syracuse	2016
Premium Solvent	Arsenic	180-58138-1	1	0.5	mg/L	U	1	Tampa	2016
Premium Solvent	Arsenic	180-58732-1	1	0.5	mg/L	U	1	Tulsa	2016
Premium Solvent	Arsenic	180-58266-1	1	0.5	mg/L	U	1	Vinton	2016
Premium Solvent	Arsenic	180-54672-1	1	0.5	mg/L	U	1	Waukesha	2016
Premium Solvent	Arsenic	180-54673-1	1	0.5	mg/L	U	1	Waukesha	2016
Premium Solvent	Arsenic	180-54674-1	1	0.5	mg/L	U	1	Waukesha	2016
Premium Solvent	Arsenic	180-54675-1	1	0.5	mg/L	U	1	Waukesha	2016
Premium Solvent	Arsenic	180-54676-1	1	0.5	mg/L	U	1	Waukesha	2016
Premium Solvent	Arsenic	180-54677-1	1	0.5	mg/L	U	1	Waukesha	2016
Premium Solvent	Arsenic	180-54678-1	1	0.5	mg/L	U	1	Waukesha	2016
Premium Solvent	Arsenic	180-54679-1	1	0.5	mg/L	U	1	Waukesha	2016
Premium Solvent	Arsenic	180-54680-1	1	0.5	mg/L	U	1	Waukesha	2016
Premium Solvent	Arsenic	180-66650-1	1	0.5	mg/L	U	1	Albuquerque	2017
Premium Solvent	Arsenic	180-65687-1	1	0.5	mg/L	U	1	Archdale	2017
Premium Solvent	Arsenic	180-65693-1	1	0.5	mg/L	U	1	Avon	2017
Premium Solvent	Arsenic	180-64613-1	1	0.5	mg/L	U	1	Chandler	2017
Premium Solvent	Arsenic	180-70321-1	1	0.5	mg/L	U	1	Chesapeake	2017
Premium Solvent	Arsenic	180-69209-1	1	0.5	mg/L	U	1	Clackamas	2017
Premium Solvent	Arsenic	180-65928-1	1	0.5	mg/L	U	1	Cohoes	2017

Premium Solvent	Arsenic	180-68416-1	1	0.5	mg/L	U	1			Farmington	2017
Premium Solvent	Arsenic	180-70383-1	1	0.5	mg/L	U	1			Grand Island	2017
Premium Solvent	Arsenic	180-64751-1	1	0.5	mg/L	U	1			Kaukauna	2017
Premium Solvent	Arsenic	180-64752-1	1	0.5	mg/L	U	1			Kaukauna	2017
Premium Solvent	Arsenic	180-64753-1	1	0.5	mg/L	U	1			Kaukauna	2017
Premium Solvent	Arsenic	180-69242-1	1	0.5	mg/L	U	1			Oklahoma City	2017
Premium Solvent	Arsenic	180-69237-1	1	0.5	mg/L	U	1			Omaha	2017
Premium Solvent	Arsenic	180-70392-1	1	0.5	mg/L	U	1			Raleigh	2017
Premium Solvent	Arsenic	180-68772-1	1	0.5	mg/L	U	1			St Pauls	2017
Premium Solvent	Arsenic	180-65396-1	1	0.5	mg/L	U	1			Syracuse	2017
Premium Solvent	Arsenic	180-66253-1	1	0.5	mg/L	U	1			Vinton	2017
Premium Solvent	Arsenic	180-68919-1	1	0.5	mg/L	U	1			Waukesha	2017
Premium Solvent	Arsenic	180-68924-1	1	0.5	mg/L	U	1			Waukesha	2017
Premium Solvent	Arsenic	180-68925-1	1	0.5	mg/L	U	1			Waukesha	2017
Premium Solvent	Arsenic	180-64796-1	1	0.5	mg/L	U	1			Wichita	2017
Premium Solvent	Arsenic	180-60141-1	1	0.5	mg/L	U	1			Avon	2017
Premium Solvent	Arsenic	180-60012-1	1	0.5	mg/L	U	1			Chesapeake	2017
Premium Solvent	Arsenic	180-59840-1	1	0.5	mg/L	U	1			Cohoes	2017
Premium Solvent	Arsenic	180-59969-1	1	0.5	mg/L	U	1			Lackawanna	2017
Premium Solvent	Arsenic	180-60895-1	1	0.5	mg/L	U	1	52	88	Archdale	2017
Premium Solvent	Arsenic	180-60618-1	1	0.5	mg/L	U	1			Barre	2017
Premium Solvent	Arsenic	180-81014-1	1	0.5	mg/L	U	1			Albuquerque	2018
Premium Solvent	Arsenic	180-77400-1	1	0.5	mg/L	U	1			Archdale	2018
Premium Solvent	Arsenic	180-80742-1	1	0.5	mg/L	U	1			Avon	2018
Premium Solvent	Arsenic	180-81163-1	1	0.5	mg/L	U	1			Barre	2018
Premium Solvent	Arsenic	180-77125-1	1	0.5	mg/L	U	1			Boise	2018
Premium Solvent	Arsenic	180-77004-1	1	0.5	mg/L	U	1			Chandler	2018
Premium Solvent	Arsenic	180-77391-1	1	0.5	mg/L	U	1			Chester	2018
Premium Solvent	Arsenic	180-82330-1	1	0.5	mg/L	U	1			Clackamas	2018
Premium Solvent	Arsenic	180-77710-1	1	0.5	mg/L	U	1			Cohoes	2018
Premium Solvent	Arsenic	180-81146-1	1	0.5	mg/L	U	1			Farmington	2018
Premium Solvent	Arsenic	180-77381-1	1	0.5	mg/L	U	1			Kaukauna	2018
Premium Solvent	Arsenic	180-77382-1	1	0.5	mg/L	U	1			Kaukauna	2018
Premium Solvent	Arsenic	180-77383-1	1	0.5	mg/L	U	1			Kaukauna	2018
Premium Solvent	Arsenic	180-77070-1	1	0.5	mg/L	U	1			Lackawanna	2018
Premium Solvent	Arsenic	180-80012-1	1	0.5	mg/L	U	1			Oklahoma City	2018
Premium Solvent	Arsenic	180-80014-1	1	0.5	mg/L	U	1			Oklahoma City	2018
Premium Solvent	Arsenic	180-80848-1	1	0.5	mg/L	U	1			Sacramento	2018
Premium Solvent	Arsenic	180-81823-1	1	0.5	mg/L	U	1			Salisbury	2018
Premium Solvent	Arsenic	180-76988-1	1	0.5	mg/L	U	1			Salt Lake City	2018
Premium Solvent	Arsenic	180-78677-1	1	0.5	mg/L	U	1			Santa Ana	2018
Premium Solvent	Arsenic	180-78463-1	1	0.5	mg/L	U	1			St Pauls	2018
Premium Solvent	Arsenic	180-76683-1	1	0.5	mg/L	U	1			Syracuse	2018
Premium Solvent	Arsenic	180-79370-1	1	0.5	mg/L	U	1			Tampa	2018
Premium Solvent	Arsenic	180-78689-1	1	0.5	mg/L	U	1			Vinton	2018
Premium Solvent	Arsenic	180-76265-1	1	0.5	mg/L	U ^	1			Waukesha	2018
Premium Solvent	Arsenic	180-76266-1	1	0.5	mg/L	U ^	1			Waukesha	2018
Premium Solvent	Arsenic	180-76267-1	1	0.5	mg/L	U ^	1			Waukesha	2018
Premium Solvent	Arsenic	180-76262-1	1	0.5	mg/L	U ^	1			Wichita	2018
Premium Solvent	Arsenic	180-72259-2	1	0.5	mg/L	U	1			Chester	2018
Premium Solvent	Arsenic	180-72871-1	1	0.5	mg/L	U	1			Sacramento	2018
Premium Solvent	Arsenic	180-71540-1	1	0.5	mg/L	U	1			Salisbury	2018
Premium Solvent	Arsenic	180-71594-1	1	0.5	mg/L	U	1			Santa Ana	2018
Premium Solvent	Arsenic	180-74277-1	1	0.5	mg/L	U	1			Tallahassee	2018
Premium Solvent	Arsenic	180-58611-1	0.57	0.57	mg/L	J	0.63			Sacremento	2016
Premium Solvent	Arsenic	180-65696-1	1.2	1.2	mg/L		1			Lackawanna	2017
Premium Solvent	Barium	180-77381-1	0.12	0.12	mg/L	J B	20			Kaukauna	2018
Premium Solvent	Barium	180-74277-1	0.13	0.13	mg/L	J	20			Tallahassee	2018
Premium Solvent	Barium	180-76265-1	0.14	0.14	mg/L	J	20			Waukesha	2018
Premium Solvent	Barium	180-77400-1	0.15	0.15	mg/L	J B	20			Archdale	2018
Premium Solvent	Barium	180-71540-1	0.15	0.15	mg/L	J	20			Salisbury	2018
Premium Solvent	Barium	180-53961-1	0.16	0.16	mg/L	J	20			Kaukauna	2016
Premium Solvent	Barium	180-76267-1	0.16	0.16	mg/L	J	20			Waukesha	2018
Premium Solvent	Barium	180-54678-1	0.18	0.18	mg/L	J B	20			Waukesha	2016
Premium Solvent	Barium	180-76262-1	0.18	0.18	mg/L	J	20			Wichita	2018
Premium Solvent	Barium	180-80742-1	0.19	0.19	mg/L	J	20			Avon	2018
Premium Solvent	Barium	180-76266-1	0.19	0.19	mg/L	J	20			Waukesha	2018

Premium Solvent	Barium	180-54675-1	0.2	0.2	mg/L	J B	20			Waukesha	2016
Premium Solvent	Barium	180-78463-1	0.23	0.23	mg/L	J	20			St Pauls	2018
Premium Solvent	Barium	180-54674-1	0.24	0.24	mg/L	J B	20			Waukesha	2016
Premium Solvent	Barium	180-69242-1	0.24	0.24	mg/L	J	20			Oklahoma City	2017
Premium Solvent	Barium	180-54679-1	0.25	0.25	mg/L	J B	20			Waukesha	2016
Premium Solvent	Barium	180-77382-1	0.25	0.25	mg/L	J B	20			Kaukauna	2018
Premium Solvent	Barium	180-71594-1	0.26	0.26	mg/L	J	20			Santa Ana	2018
Premium Solvent	Barium	180-72871-1	0.29	0.29	mg/L	J	20			Sacramento	2018
Premium Solvent	Barium	180-54677-1	0.3	0.3	mg/L	J B	20			Waukesha	2016
Premium Solvent	Barium	180-77004-1	0.32	0.32	mg/L	J	20			Chandler	2018
Premium Solvent	Barium	180-60141-1	0.33	0.33	mg/L	J	20			Avon	2017
Premium Solvent	Barium	180-76683-1	0.34	0.34	mg/L	J	20			Syracuse	2018
Premium Solvent	Barium	180-80012-1	0.37	0.37	mg/L	J	20			Oklahoma City	2018
Premium Solvent	Barium	180-64751-1	0.41	0.41	mg/L	J	20			Kaukauna	2017
Premium Solvent	Barium	180-77070-1	0.41	0.41	mg/L	J	20			Lackawanna	2018
Premium Solvent	Barium	180-76988-1	0.41	0.41	mg/L	J	20			Salt Lake City	2018
Premium Solvent	Barium	180-54676-1	0.43	0.43	mg/L	J B	20			Waukesha	2016
Premium Solvent	Barium	180-78689-1	0.48	0.48	mg/L	J	20			Vinton	2018
Premium Solvent	Barium	180-70383-1	0.51	0.51	mg/L	J	20			Grand Island	2017
Premium Solvent	Barium	180-68919-1	0.51	0.51	mg/L	J	20			Waukesha	2017
Premium Solvent	Barium	180-54771-1	0.61	0.61	mg/L	J	20			Chester	2016
Premium Solvent	Barium	180-58744-1	0.63	0.63	mg/L	J	20			Albuquerque	2016
Premium Solvent	Barium	180-53494-1	0.66	0.66	mg/L	J B	20			Chandler	2016
Premium Solvent	Barium	180-81163-1	0.67	0.67	mg/L	J	20			Barre	2018
Premium Solvent	Barium	180-52527-1	0.72	0.72	mg/L	J	20			Boise	2016
Premium Solvent	Barium	180-53962-1	0.73	0.73	mg/L	J	20			Kaukauna	2016
Premium Solvent	Barium	180-54672-1	0.73	0.73	mg/L	J B	20			Waukesha	2016
Premium Solvent	Barium	180-77391-1	0.78	0.78	mg/L	J B	20			Chester	2018
Premium Solvent	Barium	180-72259-2	0.83	0.83	mg/L	J	20			Chester	2018
Premium Solvent	Barium	180-68925-1	1	1	mg/L	J	20			Waukesha	2017
Premium Solvent	Barium	180-65928-1	1.1	1.1	mg/L	J	20			Cohoes	2017
Premium Solvent	Barium	180-60012-1	1.1	1.1	mg/L	J	20			Chesapeake	2017
Premium Solvent	Barium	180-77125-1	1.2	1.2	mg/L	J	20			Boise	2018
Premium Solvent	Barium	180-81146-1	1.5	1.5	mg/L	J	20			Farmington	2018
Premium Solvent	Barium	180-54680-1	1.6	1.6	mg/L	J B	20			Waukesha	2016
Premium Solvent	Barium	180-60618-1	1.6	1.6	mg/L	J	20			Barre	2017
Premium Solvent	Barium	180-54673-1	1.8	1.8	mg/L	J B	20			Waukesha	2016
Premium Solvent	Barium	180-55533-1	2.3	2.3	mg/L	J	20			Syracuse	2016
Premium Solvent	Barium	180-69237-1	2.5	2.5	mg/L	J	20			Omaha	2017
Premium Solvent	Barium	180-64752-1	3.2	3.2	mg/L	J	20			Kaukauna	2017
Premium Solvent	Barium	180-58611-1	12	6	mg/L	U	12	52	88	Sacremento	2016
Premium Solvent	Barium	180-53963-1	6.8	6.8	mg/L	J	20			Kaukauna	2016
Premium Solvent	Barium	180-66253-1	8.7	8.7	mg/L	J	20			Vinton	2017
Premium Solvent	Barium	180-58394-1	20	10	mg/L	U	20			Charlotte	2016
Premium Solvent	Barium	180-58680-1	20	10	mg/L	U	20			Clackamas	2016
Premium Solvent	Barium	180-56685-1	20	10	mg/L	U	20			Farmington	2016
Premium Solvent	Barium	180-57964-1	20	10	mg/L	U	20			Omaha	2016
Premium Solvent	Barium	180-56003-1	20	10	mg/L	U	20			St. Pauls	2016
Premium Solvent	Barium	180-58138-1	20	10	mg/L	U	20			Tampa	2016
Premium Solvent	Barium	180-58732-1	20	10	mg/L	U	20			Tulsa	2016
Premium Solvent	Barium	180-58266-1	20	10	mg/L	U	20			Vinton	2016
Premium Solvent	Barium	180-66650-1	20	10	mg/L	U	20			Albuquerque	2017
Premium Solvent	Barium	180-65687-1	20	10	mg/L	U	20			Archdale	2017
Premium Solvent	Barium	180-65693-1	20	10	mg/L	U	20			Avon	2017
Premium Solvent	Barium	180-64613-1	20	10	mg/L	U	20			Chandler	2017
Premium Solvent	Barium	180-70321-1	20	10	mg/L	U	20			Chesapeake	2017
Premium Solvent	Barium	180-69209-1	20	10	mg/L	U	20			Clackamas	2017
Premium Solvent	Barium	180-68416-1	20	10	mg/L	U	20			Farmington	2017
Premium Solvent	Barium	180-64753-1	20	10	mg/L	U	20			Kaukauna	2017
Premium Solvent	Barium	180-70392-1	20	10	mg/L	U	20			Raleigh	2017
Premium Solvent	Barium	180-68772-1	20	10	mg/L	U	20			St Pauls	2017
Premium Solvent	Barium	180-65396-1	20	10	mg/L	U	20			Syracuse	2017
Premium Solvent	Barium	180-68924-1	20	10	mg/L	U	20			Waukesha	2017
Premium Solvent	Barium	180-64796-1	20	10	mg/L	U	20			Wichita	2017
Premium Solvent	Barium	180-59840-1	20	10	mg/L	U	20			Cohoes	2017
Premium Solvent	Barium	180-59969-1	20	10	mg/L	U	20			Lackawanna	2017
Premium Solvent	Barium	180-60895-1	20	10	mg/L	U	20			Archdale	2017

Premium Solvent	Barium	180-81014-1	20	10	mg/L	U	20			Albuquerque	2018
Premium Solvent	Barium	180-82330-1	20	10	mg/L	U	20			Clackamas	2018
Premium Solvent	Barium	180-77710-1	20	10	mg/L	U	20			Cohoes	2018
Premium Solvent	Barium	180-77383-1	20	10	mg/L	U	20			Kaukauna	2018
Premium Solvent	Barium	180-80014-1	20	10	mg/L	U	20			Oklahoma City	2018
Premium Solvent	Barium	180-80848-1	20	10	mg/L	U	20			Sacramento	2018
Premium Solvent	Barium	180-81823-1	20	10	mg/L	U	20			Salisbury	2018
Premium Solvent	Barium	180-78677-1	20	10	mg/L	U	20			Santa Ana	2018
Premium Solvent	Barium	180-79370-1	20	10	mg/L	U	20			Tampa	2018
Premium Solvent	Barium	180-65696-1	66	66	mg/L		20			Lackawanna	2017
Premium Solvent	Benzene	180-81014-1	0.11	0.11	mg/L	J H	0.25			Albuquerque	2018
Premium Solvent	Benzene	180-58611-1	0.23	0.115	mg/L	U	0.23			Sacramento	2016
Premium Solvent	Benzene	180-78689-1	0.12	0.12	mg/L	J	0.25			Vinton	2018
Premium Solvent	Benzene	180-53494-1	0.25	0.125	mg/L	U	0.25			Chandler	2016
Premium Solvent	Benzene	180-58394-1	0.25	0.125	mg/L	U	0.25			Charlotte	2016
Premium Solvent	Benzene	180-56685-1	0.25	0.125	mg/L	U	0.25			Farmington	2016
Premium Solvent	Benzene	180-53961-1	0.25	0.125	mg/L	U	0.25			Kaukauna	2016
Premium Solvent	Benzene	180-53963-1	0.25	0.125	mg/L	U	0.25			Kaukauna	2016
Premium Solvent	Benzene	180-57964-1	0.25	0.125	mg/L	U	0.25			Omaha	2016
Premium Solvent	Benzene	180-58732-1	0.25	0.125	mg/L	U	0.25			Tulsa	2016
Premium Solvent	Benzene	180-54672-1	0.25	0.125	mg/L	U	0.25			Waukesha	2016
Premium Solvent	Benzene	180-54674-1	0.25	0.125	mg/L	U	0.25			Waukesha	2016
Premium Solvent	Benzene	180-54675-1	0.25	0.125	mg/L	U	0.25			Waukesha	2016
Premium Solvent	Benzene	180-54676-1	0.25	0.125	mg/L	U	0.25			Waukesha	2016
Premium Solvent	Benzene	180-54678-1	0.25	0.125	mg/L	U	0.25			Waukesha	2016
Premium Solvent	Benzene	180-54679-1	0.25	0.125	mg/L	U	0.25			Waukesha	2016
Premium Solvent	Benzene	180-66650-1	0.25	0.125	mg/L	U	0.25			Albuquerque	2017
Premium Solvent	Benzene	180-65687-1	0.25	0.125	mg/L	U	0.25			Archdale	2017
Premium Solvent	Benzene	180-65693-1	0.25	0.125	mg/L	U	0.25			Avon	2017
Premium Solvent	Benzene	180-64613-1	0.25	0.125	mg/L	U	0.25			Chandler	2017
Premium Solvent	Benzene	180-70321-1	0.25	0.125	mg/L	U	0.25			Chesapeake	2017
Premium Solvent	Benzene	180-69209-1	0.25	0.125	mg/L	U	0.25			Clackamas	2017
Premium Solvent	Benzene	180-65928-1	0.25	0.125	mg/L	U	0.25			Cohoes	2017
Premium Solvent	Benzene	180-68416-1	0.25	0.125	mg/L	U	0.25			Farmington	2017
Premium Solvent	Benzene	180-70383-1	0.25	0.125	mg/L	U	0.25			Grand Island	2017
Premium Solvent	Benzene	180-64751-1	0.25	0.125	mg/L	U	0.25			Kaukauna	2017
Premium Solvent	Benzene	180-64753-1	0.25	0.125	mg/L	U	0.25			Kaukauna	2017
Premium Solvent	Benzene	180-65696-1	0.25	0.125	mg/L	U	0.25			Lackawanna	2017
Premium Solvent	Benzene	180-69242-1	0.25	0.125	mg/L	U	0.25			Oklahoma City	2017
Premium Solvent	Benzene	180-69237-1	0.25	0.125	mg/L	U	0.25			Omaha	2017
Premium Solvent	Benzene	180-70392-1	0.25	0.125	mg/L	U	0.25			Raleigh	2017
Premium Solvent	Benzene	180-65396-1	0.25	0.125	mg/L	U	0.25			Syracuse	2017
Premium Solvent	Benzene	180-66253-1	0.25	0.125	mg/L	U	0.25			Vinton	2017
Premium Solvent	Benzene	180-68919-1	0.25	0.125	mg/L	U	0.25			Waukesha	2017
Premium Solvent	Benzene	180-68924-1	0.25	0.125	mg/L	U	0.25			Waukesha	2017
Premium Solvent	Benzene	180-68925-1	0.25	0.125	mg/L	U	0.25			Waukesha	2017
Premium Solvent	Benzene	180-60141-1	0.25	0.125	mg/L	U	0.25			Avon	2017
Premium Solvent	Benzene	180-60012-1	0.25	0.125	mg/L	U	0.25			Chesapeake	2017
Premium Solvent	Benzene	180-59840-1	0.25	0.125	mg/L	U	0.25			Cohoes	2017
Premium Solvent	Benzene	180-59969-1	0.25	0.125	mg/L	U	0.25			Lackawanna	2017
Premium Solvent	Benzene	180-60895-1	0.25	0.125	mg/L	U	0.25			Archdale	2017
Premium Solvent	Benzene	180-77400-1	0.25	0.125	mg/L	U	0.25			Archdale	2018
Premium Solvent	Benzene	180-80742-1	0.25	0.125	mg/L	U	0.25			Avon	2018
Premium Solvent	Benzene	180-77004-1	0.25	0.125	mg/L	U	0.25			Chandler	2018
Premium Solvent	Benzene	180-82330-1	0.25	0.125	mg/L	U	0.25			Clackamas	2018
Premium Solvent	Benzene	180-77710-1	0.25	0.125	mg/L	U	0.25			Cohoes	2018
Premium Solvent	Benzene	180-77381-1	0.25	0.125	mg/L	U	0.25			Kaukauna	2018
Premium Solvent	Benzene	180-77382-1	0.25	0.125	mg/L	U	0.25			Kaukauna	2018
Premium Solvent	Benzene	180-77383-1	0.25	0.125	mg/L	U	0.25			Kaukauna	2018
Premium Solvent	Benzene	180-80012-1	0.25	0.125	mg/L	U	0.25			Oklahoma City	2018
Premium Solvent	Benzene	180-80014-1	0.25	0.125	mg/L	U	0.25			Oklahoma City	2018
Premium Solvent	Benzene	180-80848-1	0.25	0.125	mg/L	U	0.25	52	88	Sacramento	2018
Premium Solvent	Benzene	180-78677-1	0.25	0.125	mg/L	U	0.25			Santa Ana	2018
Premium Solvent	Benzene	180-78463-1	0.25	0.125	mg/L	U	0.25			St Pauls	2018
Premium Solvent	Benzene	180-79370-1	0.25	0.125	mg/L	U	0.25			Tampa	2018
Premium Solvent	Benzene	180-76265-1	0.25	0.125	mg/L	U	0.25			Waukesha	2018
Premium Solvent	Benzene	180-76267-1	0.25	0.125	mg/L	U	0.25			Waukesha	2018

Premium Solvent	Benzene	180-76262-1	0.25	0.125	mg/L	U	0.25	Wichita	2018
Premium Solvent	Benzene	180-72259-2	0.25	0.125	mg/L	U	0.25	Chester	2018
Premium Solvent	Benzene	180-74277-1	0.25	0.125	mg/L	U	0.25	Tallahassee	2018
Premium Solvent	Benzene	180-76266-1	0.16	0.16	mg/L	J	0.25	Waukesha	2018
Premium Solvent	Benzene	180-53962-1	0.5	0.25	mg/L	U	0.5	Kaukauna	2016
Premium Solvent	Benzene	180-56003-1	0.5	0.25	mg/L	U	0.5	St. Pauls	2016
Premium Solvent	Benzene	180-76988-1	0.27	0.27	mg/L		0.25	Salt Lake City	2018
Premium Solvent	Benzene	180-54680-1	0.31	0.31	mg/L		0.25	Waukesha	2016
Premium Solvent	Benzene	180-54677-1	0.33	0.33	mg/L		0.25	Waukesha	2016
Premium Solvent	Benzene	180-77391-1	0.35	0.35	mg/L		0.25	Chester	2018
Premium Solvent	Benzene	180-54673-1	0.43	0.43	mg/L		0.25	Waukesha	2016
Premium Solvent	Benzene	180-64796-1	0.43	0.43	mg/L		0.25	Wichita	2017
Premium Solvent	Benzene	180-77125-1	0.43	0.43	mg/L		0.25	Boise	2018
Premium Solvent	Benzene	180-72871-1	0.45	0.45	mg/L		0.25	Sacramento	2018
Premium Solvent	Benzene	180-81823-1	0.49	0.49	mg/L		0.25	Salisbury	2018
Premium Solvent	Benzene	180-81146-1	0.53	0.53	mg/L		0.25	Farmington	2018
Premium Solvent	Benzene	180-68772-1	0.58	0.58	mg/L		0.25	St Pauls	2017
Premium Solvent	Benzene	180-58744-1	0.7	0.7	mg/L		0.25	Albuquerque	2016
Premium Solvent	Benzene	180-52527-1	0.85	0.85	mg/L		0.25	Boise	2016
Premium Solvent	Benzene	180-54771-1	1.1	1.1	mg/L		0.25	Chester	2016
Premium Solvent	Benzene	180-64752-1	1.3	1.3	mg/L		0.25	Kaukauna	2017
Premium Solvent	Benzene	180-71594-1	1.4	1.4	mg/L		0.25	Santa Ana	2018
Premium Solvent	Benzene	180-76683-1	2.4	2.4	mg/L		0.25	Syracuse	2018
Premium Solvent	Benzene	180-55533-1	2.7	2.7	mg/L		0.5	Syracuse	2016
Premium Solvent	Benzene	180-58680-1	3.1	3.1	mg/L		0.25	Clackamas	2016
Premium Solvent	Benzene	180-71540-1	4.8	4.8	mg/L		0.25	Salisbury	2018
Premium Solvent	Benzene	180-77070-1	7	7	mg/L		0.25	Lackawanna	2018
Premium Solvent	Benzene	180-58266-1	7.3	7.3	mg/L		0.25	Vinton	2016
Premium Solvent	Benzene	180-58138-1	21	21	mg/L		0.25	Tampa	2016
Premium Solvent	Benzene	180-81163-1	26	26	mg/L		0.25	Barre	2018
Premium Solvent	Benzene	180-60618-1	33	33	mg/L		0.25	Barre	2017
Premium Solvent	Cadmium	180-68772-1	0.016	0.016	mg/L	J B	0.5	St Pauls	2017
Premium Solvent	Cadmium	180-77383-1	0.016	0.016	mg/L	J	0.5	Kaukauna	2018
Premium Solvent	Cadmium	180-69209-1	0.017	0.017	mg/L	J B	0.5	Clackamas	2017
Premium Solvent	Cadmium	180-68919-1	0.017	0.017	mg/L	J B	0.5	Waukesha	2017
Premium Solvent	Cadmium	180-77381-1	0.017	0.017	mg/L	J	0.5	Kaukauna	2018
Premium Solvent	Cadmium	180-80014-1	0.018	0.018	mg/L	J	0.5	Oklahoma City	2018
Premium Solvent	Cadmium	180-74277-1	0.018	0.018	mg/L	J B	0.5	Tallahassee	2018
Premium Solvent	Cadmium	180-71594-1	0.019	0.019	mg/L	J B	0.5	Santa Ana	2018
Premium Solvent	Cadmium	180-60895-1	0.02	0.02	mg/L	J	0.5	Archdale	2017
Premium Solvent	Cadmium	180-76266-1	0.02	0.02	mg/L	J	0.5	Waukesha	2018
Premium Solvent	Cadmium	180-69237-1	0.021	0.021	mg/L	J	0.5	Omaha	2017
Premium Solvent	Cadmium	180-59840-1	0.021	0.021	mg/L	J	0.5	Cohoes	2017
Premium Solvent	Cadmium	180-80012-1	0.021	0.021	mg/L	J B	0.5	Oklahoma City	2018
Premium Solvent	Cadmium	180-76267-1	0.022	0.022	mg/L	J	0.5	Waukesha	2018
Premium Solvent	Cadmium	180-70321-1	0.023	0.023	mg/L	J	0.5	Chesapeake	2017
Premium Solvent	Cadmium	180-71540-1	0.023	0.023	mg/L	J B	0.5	Salisbury	2018
Premium Solvent	Cadmium	180-76265-1	0.024	0.024	mg/L	J	0.5	Waukesha	2018
Premium Solvent	Cadmium	180-76262-1	0.024	0.024	mg/L	J	0.5	Wichita	2018
Premium Solvent	Cadmium	180-53962-1	0.026	0.026	mg/L	J	0.5	Kaukauna	2016
Premium Solvent	Cadmium	180-54679-1	0.026	0.026	mg/L	J	0.5	Waukesha	2016
Premium Solvent	Cadmium	180-52527-1	0.028	0.028	mg/L	J	0.5	Boise	2016
Premium Solvent	Cadmium	180-54678-1	0.029	0.029	mg/L	J	0.5	Waukesha	2016
Premium Solvent	Cadmium	180-79370-1	0.029	0.029	mg/L	J B	0.5	Tampa	2018
Premium Solvent	Cadmium	180-58611-1	0.03	0.03	mg/L	J	0.29	Sacremento	2016
Premium Solvent	Cadmium	180-81146-1	0.031	0.031	mg/L	J	0.5	Farmington	2018
Premium Solvent	Cadmium	180-57964-1	0.033	0.033	mg/L	J	0.5	Omaha	2016
Premium Solvent	Cadmium	180-58266-1	0.033	0.033	mg/L	J	0.5	Vinton	2016
Premium Solvent	Cadmium	180-54674-1	0.033	0.033	mg/L	J	0.5	Waukesha	2016
Premium Solvent	Cadmium	180-77070-1	0.033	0.033	mg/L	J B	0.5	Lackawanna	2018
Premium Solvent	Cadmium	180-60141-1	0.034	0.034	mg/L	J B	0.5	Avon	2017
Premium Solvent	Cadmium	180-64753-1	0.035	0.035	mg/L	J	0.5	Kaukauna	2017
Premium Solvent	Cadmium	180-78689-1	0.036	0.036	mg/L	J	0.5	Vinton	2018
Premium Solvent	Cadmium	180-68416-1	0.042	0.042	mg/L	J	0.5	Farmington	2017
Premium Solvent	Cadmium	180-64796-1	0.045	0.045	mg/L	J	0.5	Wichita	2017
Premium Solvent	Cadmium	180-59969-1	0.045	0.045	mg/L	J	0.5	Lackawanna	2017
Premium Solvent	Cadmium	180-53963-1	0.048	0.048	mg/L	J	0.5	Kaukauna	2016

Premium Solvent	Cadmium	180-55533-1	0.048	0.048	mg/L	J	0.5			Syracuse	2016
Premium Solvent	Cadmium	180-66253-1	0.051	0.051	mg/L	J B	0.5			Vinton	2017
Premium Solvent	Cadmium	180-76683-1	0.053	0.053	mg/L	J	0.5			Syracuse	2018
Premium Solvent	Cadmium	180-58744-1	0.054	0.054	mg/L	J	0.5			Albuquerque	2016
Premium Solvent	Cadmium	180-77004-1	0.055	0.055	mg/L	J B	0.5			Chandler	2018
Premium Solvent	Cadmium	180-65396-1	0.06	0.06	mg/L	J B	0.5			Syracuse	2017
Premium Solvent	Cadmium	180-77391-1	0.061	0.061	mg/L	J	0.5			Chester	2018
Premium Solvent	Cadmium	180-72259-2	0.061	0.061	mg/L	J B	0.5			Chester	2018
Premium Solvent	Cadmium	180-54771-1	0.067	0.067	mg/L	J	0.5			Chester	2016
Premium Solvent	Cadmium	180-54677-1	0.074	0.074	mg/L	J	0.5			Waukesha	2016
Premium Solvent	Cadmium	180-70383-1	0.1	0.1	mg/L	J	0.5			Grand Island	2017
Premium Solvent	Cadmium	180-81163-1	0.13	0.13	mg/L	J	0.5			Barre	2018
Premium Solvent	Cadmium	180-65928-1	0.14	0.14	mg/L	J	0.5			Cohoes	2017
Premium Solvent	Cadmium	180-68925-1	0.2	0.2	mg/L	J B	0.5			Waukesha	2017
Premium Solvent	Cadmium	180-53494-1	0.5	0.25	mg/L	U	0.5			Chandler	2016
Premium Solvent	Cadmium	180-58394-1	0.5	0.25	mg/L	U	0.5	52	88	Charlotte	2016
Premium Solvent	Cadmium	180-58680-1	0.5	0.25	mg/L	U	0.5			Clackamas	2016
Premium Solvent	Cadmium	180-56685-1	0.5	0.25	mg/L	U	0.5			Farmington	2016
Premium Solvent	Cadmium	180-53961-1	0.5	0.25	mg/L	U	0.5			Kaukauna	2016
Premium Solvent	Cadmium	180-56003-1	0.5	0.25	mg/L	U	0.5			St. Pauls	2016
Premium Solvent	Cadmium	180-58138-1	0.5	0.25	mg/L	U	0.5			Tampa	2016
Premium Solvent	Cadmium	180-58732-1	0.5	0.25	mg/L	U	0.5			Tulsa	2016
Premium Solvent	Cadmium	180-54672-1	0.5	0.25	mg/L	U	0.5			Waukesha	2016
Premium Solvent	Cadmium	180-54675-1	0.5	0.25	mg/L	U	0.5			Waukesha	2016
Premium Solvent	Cadmium	180-54676-1	0.5	0.25	mg/L	U	0.5			Waukesha	2016
Premium Solvent	Cadmium	180-66650-1	0.5	0.25	mg/L	U	0.5			Albuquerque	2017
Premium Solvent	Cadmium	180-65687-1	0.5	0.25	mg/L	U	0.5			Archdale	2017
Premium Solvent	Cadmium	180-65693-1	0.5	0.25	mg/L	U	0.5			Avon	2017
Premium Solvent	Cadmium	180-64613-1	0.5	0.25	mg/L	U	0.5			Chandler	2017
Premium Solvent	Cadmium	180-64751-1	0.5	0.25	mg/L	U	0.5			Kaukauna	2017
Premium Solvent	Cadmium	180-69242-1	0.5	0.25	mg/L	U	0.5			Oklahoma City	2017
Premium Solvent	Cadmium	180-70392-1	0.5	0.25	mg/L	U	0.5			Raleigh	2017
Premium Solvent	Cadmium	180-68924-1	0.5	0.25	mg/L	U	0.5			Waukesha	2017
Premium Solvent	Cadmium	180-60012-1	0.5	0.25	mg/L	U	0.5			Chesapeake	2017
Premium Solvent	Cadmium	180-81014-1	0.5	0.25	mg/L	U	0.5			Albuquerque	2018
Premium Solvent	Cadmium	180-80742-1	0.5	0.25	mg/L	U	0.5			Avon	2018
Premium Solvent	Cadmium	180-82330-1	0.5	0.25	mg/L	U	0.5			Clackamas	2018
Premium Solvent	Cadmium	180-77710-1	0.5	0.25	mg/L	U	0.5			Cohoes	2018
Premium Solvent	Cadmium	180-77382-1	0.5	0.25	mg/L	U	0.5			Kaukauna	2018
Premium Solvent	Cadmium	180-80848-1	0.5	0.25	mg/L	U	0.5			Sacramento	2018
Premium Solvent	Cadmium	180-81823-1	0.5	0.25	mg/L	U	0.5			Salisbury	2018
Premium Solvent	Cadmium	180-76988-1	0.25	0.25	mg/L	J B	0.5			Salt Lake City	2018
Premium Solvent	Cadmium	180-78677-1	0.5	0.25	mg/L	U	0.5			Santa Ana	2018
Premium Solvent	Cadmium	180-78463-1	0.5	0.25	mg/L	U	0.5			St Pauls	2018
Premium Solvent	Cadmium	180-77400-1	0.26	0.26	mg/L	J	0.5			Archdale	2018
Premium Solvent	Cadmium	180-64752-1	0.29	0.29	mg/L	J	0.5			Kaukauna	2017
Premium Solvent	Cadmium	180-65696-1	0.53	0.53	mg/L		0.5			Lackawanna	2017
Premium Solvent	Cadmium	180-72871-1	0.57	0.57	mg/L		0.5			Sacramento	2018
Premium Solvent	Cadmium	180-60618-1	0.63	0.63	mg/L		0.5			Barre	2017
Premium Solvent	Cadmium	180-54680-1	0.85	0.85	mg/L		0.5			Waukesha	2016
Premium Solvent	Cadmium	180-54673-1	0.98	0.98	mg/L		0.5			Waukesha	2016
Premium Solvent	Cadmium	180-77125-1	0.99	0.99	mg/L	B	0.5			Boise	2018
Premium Solvent	Carbon Tetrachloride	180-58611-1	0.23	0.115	mg/L	U	0.23			Sacremento	2016
Premium Solvent	Carbon Tetrachloride	180-58744-1	0.25	0.125	mg/L	U	0.25			Albuquerque	2016
Premium Solvent	Carbon Tetrachloride	180-52527-1	0.25	0.125	mg/L	U	0.25			Boise	2016
Premium Solvent	Carbon Tetrachloride	180-53494-1	0.25	0.125	mg/L	U	0.25			Chandler	2016
Premium Solvent	Carbon Tetrachloride	180-58394-1	0.25	0.125	mg/L	U	0.25			Charlotte	2016
Premium Solvent	Carbon Tetrachloride	180-54771-1	0.25	0.125	mg/L	U	0.25			Chester	2016
Premium Solvent	Carbon Tetrachloride	180-58680-1	0.25	0.125	mg/L	U	0.25			Clackamas	2016
Premium Solvent	Carbon Tetrachloride	180-56685-1	0.25	0.125	mg/L	U	0.25			Farmington	2016
Premium Solvent	Carbon Tetrachloride	180-53961-1	0.25	0.125	mg/L	U	0.25			Kaukauna	2016
Premium Solvent	Carbon Tetrachloride	180-53963-1	0.25	0.125	mg/L	U	0.25			Kaukauna	2016
Premium Solvent	Carbon Tetrachloride	180-57964-1	0.25	0.125	mg/L	U	0.25			Omaha	2016
Premium Solvent	Carbon Tetrachloride	180-58138-1	0.25	0.125	mg/L	U	0.25			Tampa	2016
Premium Solvent	Carbon Tetrachloride	180-58732-1	0.25	0.125	mg/L	U	0.25			Tulsa	2016
Premium Solvent	Carbon Tetrachloride	180-58266-1	0.25	0.125	mg/L	U	0.25			Vinton	2016
Premium Solvent	Carbon Tetrachloride	180-54672-1	0.25	0.125	mg/L	U	0.25			Waukesha	2016

Premium Solvent	Carbon Tetrachloride	180-54673-1	0.25	0.125	mg/L	U	0.25			Waukesha	2016
Premium Solvent	Carbon Tetrachloride	180-54674-1	0.25	0.125	mg/L	U	0.25			Waukesha	2016
Premium Solvent	Carbon Tetrachloride	180-54675-1	0.25	0.125	mg/L	U	0.25			Waukesha	2016
Premium Solvent	Carbon Tetrachloride	180-54676-1	0.25	0.125	mg/L	U	0.25			Waukesha	2016
Premium Solvent	Carbon Tetrachloride	180-54677-1	0.25	0.125	mg/L	U	0.25			Waukesha	2016
Premium Solvent	Carbon Tetrachloride	180-54678-1	0.25	0.125	mg/L	U	0.25			Waukesha	2016
Premium Solvent	Carbon Tetrachloride	180-54679-1	0.25	0.125	mg/L	U	0.25			Waukesha	2016
Premium Solvent	Carbon Tetrachloride	180-54680-1	0.25	0.125	mg/L	U	0.25			Waukesha	2016
Premium Solvent	Carbon tetrachloride	180-66650-1	0.25	0.125	mg/L	U	0.25			Albuquerque	2017
Premium Solvent	Carbon tetrachloride	180-65687-1	0.25	0.125	mg/L	U	0.25			Archdale	2017
Premium Solvent	Carbon tetrachloride	180-65693-1	0.25	0.125	mg/L	U	0.25			Avon	2017
Premium Solvent	Carbon tetrachloride	180-64613-1	0.25	0.125	mg/L	U	0.25			Chandler	2017
Premium Solvent	Carbon tetrachloride	180-70321-1	0.25	0.125	mg/L	U	0.25			Chesapeake	2017
Premium Solvent	Carbon tetrachloride	180-69209-1	0.25	0.125	mg/L	U	0.25			Clackamas	2017
Premium Solvent	Carbon tetrachloride	180-65928-1	0.25	0.125	mg/L	U	0.25			Cohoes	2017
Premium Solvent	Carbon tetrachloride	180-68416-1	0.25	0.125	mg/L	U	0.25			Farmington	2017
Premium Solvent	Carbon tetrachloride	180-70383-1	0.25	0.125	mg/L	U	0.25			Grand Island	2017
Premium Solvent	Carbon tetrachloride	180-64751-1	0.25	0.125	mg/L	U	0.25			Kaukauna	2017
Premium Solvent	Carbon tetrachloride	180-64752-1	0.25	0.125	mg/L	U	0.25			Kaukauna	2017
Premium Solvent	Carbon tetrachloride	180-64753-1	0.25	0.125	mg/L	U	0.25			Kaukauna	2017
Premium Solvent	Carbon tetrachloride	180-65696-1	0.25	0.125	mg/L	U	0.25			Lackawanna	2017
Premium Solvent	Carbon tetrachloride	180-69242-1	0.25	0.125	mg/L	U	0.25			Oklahoma City	2017
Premium Solvent	Carbon tetrachloride	180-69237-1	0.25	0.125	mg/L	U	0.25			Omaha	2017
Premium Solvent	Carbon tetrachloride	180-70392-1	0.25	0.125	mg/L	U	0.25			Raleigh	2017
Premium Solvent	Carbon tetrachloride	180-68772-1	0.25	0.125	mg/L	U	0.25			St Pauls	2017
Premium Solvent	Carbon tetrachloride	180-65396-1	0.25	0.125	mg/L	U	0.25			Syracuse	2017
Premium Solvent	Carbon tetrachloride	180-66253-1	0.25	0.125	mg/L	U	0.25			Vinton	2017
Premium Solvent	Carbon tetrachloride	180-68919-1	0.25	0.125	mg/L	U	0.25			Waukesha	2017
Premium Solvent	Carbon tetrachloride	180-68924-1	0.25	0.125	mg/L	U	0.25			Waukesha	2017
Premium Solvent	Carbon tetrachloride	180-68925-1	0.25	0.125	mg/L	U	0.25			Waukesha	2017
Premium Solvent	Carbon tetrachloride	180-64796-1	0.25	0.125	mg/L	U	0.25			Wichita	2017
Premium Solvent	Carbon tetrachloride	180-60141-1	0.25	0.125	mg/L	U	0.25			Avon	2017
Premium Solvent	Carbon tetrachloride	180-60012-1	0.25	0.125	mg/L	U	0.25			Chesapeake	2017
Premium Solvent	Carbon tetrachloride	180-59840-1	0.25	0.125	mg/L	U	0.25			Cohoes	2017
Premium Solvent	Carbon tetrachloride	180-59969-1	0.25	0.125	mg/L	U	0.25			Lackawanna	2017
Premium Solvent	Carbon tetrachloride	180-60895-1	0.25	0.125	mg/L	U	0.25			Archdale	2017
Premium Solvent	Carbon tetrachloride	180-60618-1	0.25	0.125	mg/L	U	0.25	52	88	Barre	2017
Premium Solvent	Carbon tetrachloride	180-81014-1	0.25	0.125	mg/L	U H	0.25			Albuquerque	2018
Premium Solvent	Carbon tetrachloride	180-77400-1	0.25	0.125	mg/L	U	0.25			Archdale	2018
Premium Solvent	Carbon tetrachloride	180-80742-1	0.25	0.125	mg/L	U	0.25			Avon	2018
Premium Solvent	Carbon tetrachloride	180-81163-1	0.25	0.125	mg/L	U	0.25			Barre	2018
Premium Solvent	Carbon tetrachloride	180-77125-1	0.25	0.125	mg/L	U	0.25			Boise	2018
Premium Solvent	Carbon tetrachloride	180-77004-1	0.25	0.125	mg/L	U	0.25			Chandler	2018
Premium Solvent	Carbon tetrachloride	180-77391-1	0.25	0.125	mg/L	U	0.25			Chester	2018
Premium Solvent	Carbon tetrachloride	180-82330-1	0.25	0.125	mg/L	U	0.25			Clackamas	2018
Premium Solvent	Carbon tetrachloride	180-77710-1	0.25	0.125	mg/L	U	0.25			Cohoes	2018
Premium Solvent	Carbon tetrachloride	180-81146-1	0.25	0.125	mg/L	U	0.25			Farmington	2018
Premium Solvent	Carbon tetrachloride	180-77381-1	0.25	0.125	mg/L	U	0.25			Kaukauna	2018
Premium Solvent	Carbon tetrachloride	180-77382-1	0.25	0.125	mg/L	U	0.25			Kaukauna	2018
Premium Solvent	Carbon tetrachloride	180-77383-1	0.25	0.125	mg/L	U	0.25			Kaukauna	2018
Premium Solvent	Carbon tetrachloride	180-77070-1	0.25	0.125	mg/L	U	0.25			Lackawanna	2018
Premium Solvent	Carbon tetrachloride	180-80012-1	0.25	0.125	mg/L	U	0.25			Oklahoma City	2018
Premium Solvent	Carbon tetrachloride	180-80014-1	0.25	0.125	mg/L	U	0.25			Oklahoma City	2018
Premium Solvent	Carbon tetrachloride	180-80848-1	0.25	0.125	mg/L	U	0.25			Sacramento	2018
Premium Solvent	Carbon tetrachloride	180-81823-1	0.25	0.125	mg/L	U	0.25			Salisbury	2018
Premium Solvent	Carbon tetrachloride	180-76988-1	0.25	0.125	mg/L	U	0.25			Salt Lake City	2018
Premium Solvent	Carbon tetrachloride	180-78677-1	0.25	0.125	mg/L	U	0.25			Santa Ana	2018
Premium Solvent	Carbon tetrachloride	180-78463-1	0.25	0.125	mg/L	U	0.25			St Pauls	2018
Premium Solvent	Carbon tetrachloride	180-76683-1	0.25	0.125	mg/L	U	0.25			Syracuse	2018
Premium Solvent	Carbon tetrachloride	180-79370-1	0.25	0.125	mg/L	U	0.25			Tampa	2018
Premium Solvent	Carbon tetrachloride	180-78689-1	0.25	0.125	mg/L	U	0.25			Vinton	2018
Premium Solvent	Carbon tetrachloride	180-76265-1	0.25	0.125	mg/L	U	0.25			Waukesha	2018
Premium Solvent	Carbon tetrachloride	180-76266-1	0.25	0.125	mg/L	U	0.25			Waukesha	2018
Premium Solvent	Carbon tetrachloride	180-76267-1	0.25	0.125	mg/L	U	0.25			Waukesha	2018
Premium Solvent	Carbon tetrachloride	180-76262-1	0.25	0.125	mg/L	U	0.25			Wichita	2018
Premium Solvent	Carbon tetrachloride	180-72259-2	0.25	0.125	mg/L	U	0.25			Chester	2018
Premium Solvent	Carbon tetrachloride	180-72871-1	0.25	0.125	mg/L	U	0.25			Sacramento	2018

Premium Solvent	Carbon tetrachloride	180-71540-1	0.25	0.125	mg/L	U	0.25			Salisbury	2018
Premium Solvent	Carbon tetrachloride	180-71594-1	0.25	0.125	mg/L	U	0.25			Santa Ana	2018
Premium Solvent	Carbon tetrachloride	180-74277-1	0.25	0.125	mg/L	U	0.25			Tallahassee	2018
Premium Solvent	Carbon Tetrachloride	180-53962-1	0.5	0.25	mg/L	U	0.5			Kaukauna	2016
Premium Solvent	Carbon Tetrachloride	180-56003-1	0.5	0.25	mg/L	U	0.5			St. Pauls	2016
Premium Solvent	Carbon Tetrachloride	180-55533-1	0.5	0.25	mg/L	U	0.5			Syracuse	2016
Premium Solvent	Chlorobenzene	180-58611-1	0.23	0.115	mg/L	U	0.23			Sacremento	2016
Premium Solvent	Chlorobenzene	180-58744-1	0.25	0.125	mg/L	U	0.25			Albuquerque	2016
Premium Solvent	Chlorobenzene	180-52527-1	0.25	0.125	mg/L	U	0.25			Boise	2016
Premium Solvent	Chlorobenzene	180-53494-1	0.25	0.125	mg/L	U	0.25			Chandler	2016
Premium Solvent	Chlorobenzene	180-58394-1	0.25	0.125	mg/L	U	0.25			Charlotte	2016
Premium Solvent	Chlorobenzene	180-54771-1	0.25	0.125	mg/L	U	0.25			Chester	2016
Premium Solvent	Chlorobenzene	180-58680-1	0.25	0.125	mg/L	U	0.25			Clackamas	2016
Premium Solvent	Chlorobenzene	180-56685-1	0.25	0.125	mg/L	U	0.25			Farmington	2016
Premium Solvent	Chlorobenzene	180-53961-1	0.25	0.125	mg/L	U	0.25			Kaukauna	2016
Premium Solvent	Chlorobenzene	180-53963-1	0.25	0.125	mg/L	U	0.25			Kaukauna	2016
Premium Solvent	Chlorobenzene	180-57964-1	0.25	0.125	mg/L	U	0.25			Omaha	2016
Premium Solvent	Chlorobenzene	180-58138-1	0.25	0.125	mg/L	U	0.25			Tampa	2016
Premium Solvent	Chlorobenzene	180-58732-1	0.25	0.125	mg/L	U	0.25			Tulsa	2016
Premium Solvent	Chlorobenzene	180-58266-1	0.25	0.125	mg/L	U	0.25			Vinton	2016
Premium Solvent	Chlorobenzene	180-54672-1	0.25	0.125	mg/L	U	0.25			Waukesha	2016
Premium Solvent	Chlorobenzene	180-54673-1	0.25	0.125	mg/L	U	0.25			Waukesha	2016
Premium Solvent	Chlorobenzene	180-54674-1	0.25	0.125	mg/L	U	0.25			Waukesha	2016
Premium Solvent	Chlorobenzene	180-54675-1	0.25	0.125	mg/L	U	0.25			Waukesha	2016
Premium Solvent	Chlorobenzene	180-54676-1	0.25	0.125	mg/L	U	0.25			Waukesha	2016
Premium Solvent	Chlorobenzene	180-54677-1	0.25	0.125	mg/L	U	0.25			Waukesha	2016
Premium Solvent	Chlorobenzene	180-54678-1	0.25	0.125	mg/L	U	0.25			Waukesha	2016
Premium Solvent	Chlorobenzene	180-54679-1	0.25	0.125	mg/L	U	0.25			Waukesha	2016
Premium Solvent	Chlorobenzene	180-54680-1	0.25	0.125	mg/L	U	0.25			Waukesha	2016
Premium Solvent	Chlorobenzene	180-66650-1	0.25	0.125	mg/L	U	0.25			Albuquerque	2017
Premium Solvent	Chlorobenzene	180-65687-1	0.25	0.125	mg/L	U	0.25			Archdale	2017
Premium Solvent	Chlorobenzene	180-65693-1	0.25	0.125	mg/L	U	0.25			Avon	2017
Premium Solvent	Chlorobenzene	180-64613-1	0.25	0.125	mg/L	U	0.25			Chandler	2017
Premium Solvent	Chlorobenzene	180-70321-1	0.25	0.125	mg/L	U	0.25			Chesapeake	2017
Premium Solvent	Chlorobenzene	180-69209-1	0.25	0.125	mg/L	U	0.25			Clackamas	2017
Premium Solvent	Chlorobenzene	180-65928-1	0.25	0.125	mg/L	U	0.25			Cohoes	2017
Premium Solvent	Chlorobenzene	180-68416-1	0.25	0.125	mg/L	U	0.25			Farmington	2017
Premium Solvent	Chlorobenzene	180-70383-1	0.25	0.125	mg/L	U	0.25			Grand Island	2017
Premium Solvent	Chlorobenzene	180-64751-1	0.25	0.125	mg/L	U	0.25			Kaukauna	2017
Premium Solvent	Chlorobenzene	180-64752-1	0.25	0.125	mg/L	U	0.25			Kaukauna	2017
Premium Solvent	Chlorobenzene	180-64753-1	0.25	0.125	mg/L	U	0.25			Kaukauna	2017
Premium Solvent	Chlorobenzene	180-65696-1	0.25	0.125	mg/L	U	0.25			Lackawanna	2017
Premium Solvent	Chlorobenzene	180-69242-1	0.25	0.125	mg/L	U	0.25			Oklahoma City	2017
Premium Solvent	Chlorobenzene	180-69237-1	0.25	0.125	mg/L	U	0.25			Omaha	2017
Premium Solvent	Chlorobenzene	180-70392-1	0.25	0.125	mg/L	U	0.25			Raleigh	2017
Premium Solvent	Chlorobenzene	180-68772-1	0.25	0.125	mg/L	U	0.25			St Pauls	2017
Premium Solvent	Chlorobenzene	180-65396-1	0.25	0.125	mg/L	U	0.25			Syracuse	2017
Premium Solvent	Chlorobenzene	180-66253-1	0.25	0.125	mg/L	U	0.25			Vinton	2017
Premium Solvent	Chlorobenzene	180-68919-1	0.25	0.125	mg/L	U	0.25			Waukesha	2017
Premium Solvent	Chlorobenzene	180-68924-1	0.25	0.125	mg/L	U	0.25			Waukesha	2017
Premium Solvent	Chlorobenzene	180-68925-1	0.25	0.125	mg/L	U	0.25			Waukesha	2017
Premium Solvent	Chlorobenzene	180-64796-1	0.25	0.125	mg/L	U	0.25			Wichita	2017
Premium Solvent	Chlorobenzene	180-60141-1	0.25	0.125	mg/L	U	0.25			Avon	2017
Premium Solvent	Chlorobenzene	180-60012-1	0.25	0.125	mg/L	U	0.25			Chesapeake	2017
Premium Solvent	Chlorobenzene	180-59840-1	0.25	0.125	mg/L	U	0.25			Cohoes	2017
Premium Solvent	Chlorobenzene	180-59969-1	0.25	0.125	mg/L	U	0.25			Lackawanna	2017
Premium Solvent	Chlorobenzene	180-60895-1	0.25	0.125	mg/L	U	0.25			Archdale	2017
Premium Solvent	Chlorobenzene	180-60618-1	0.25	0.125	mg/L	U	0.25	52	88	Barre	2017
Premium Solvent	Chlorobenzene	180-81014-1	0.25	0.125	mg/L	U H	0.25			Albuquerque	2018
Premium Solvent	Chlorobenzene	180-77400-1	0.25	0.125	mg/L	U	0.25			Archdale	2018
Premium Solvent	Chlorobenzene	180-80742-1	0.25	0.125	mg/L	U	0.25			Avon	2018
Premium Solvent	Chlorobenzene	180-81163-1	0.25	0.125	mg/L	U	0.25			Barre	2018
Premium Solvent	Chlorobenzene	180-77125-1	0.25	0.125	mg/L	U	0.25			Boise	2018
Premium Solvent	Chlorobenzene	180-77004-1	0.25	0.125	mg/L	U	0.25			Chandler	2018
Premium Solvent	Chlorobenzene	180-77391-1	0.25	0.125	mg/L	U	0.25			Chester	2018
Premium Solvent	Chlorobenzene	180-82330-1	0.25	0.125	mg/L	U	0.25			Clackamas	2018
Premium Solvent	Chlorobenzene	180-77710-1	0.25	0.125	mg/L	U	0.25			Cohoes	2018

Premium Solvent	Chlorobenzene	180-81146-1	0.25	0.125	mg/L	U	0.25	Farmington	2018
Premium Solvent	Chlorobenzene	180-77381-1	0.25	0.125	mg/L	U	0.25	Kaukauna	2018
Premium Solvent	Chlorobenzene	180-77382-1	0.25	0.125	mg/L	U	0.25	Kaukauna	2018
Premium Solvent	Chlorobenzene	180-77383-1	0.25	0.125	mg/L	U	0.25	Kaukauna	2018
Premium Solvent	Chlorobenzene	180-77070-1	0.25	0.125	mg/L	U	0.25	Lackawanna	2018
Premium Solvent	Chlorobenzene	180-80012-1	0.25	0.125	mg/L	U	0.25	Oklahoma City	2018
Premium Solvent	Chlorobenzene	180-80014-1	0.25	0.125	mg/L	U	0.25	Oklahoma City	2018
Premium Solvent	Chlorobenzene	180-80848-1	0.25	0.125	mg/L	U	0.25	Sacramento	2018
Premium Solvent	Chlorobenzene	180-81823-1	0.25	0.125	mg/L	U	0.25	Salisbury	2018
Premium Solvent	Chlorobenzene	180-76988-1	0.25	0.125	mg/L	U	0.25	Salt Lake City	2018
Premium Solvent	Chlorobenzene	180-78677-1	0.25	0.125	mg/L	U	0.25	Santa Ana	2018
Premium Solvent	Chlorobenzene	180-78463-1	0.25	0.125	mg/L	U	0.25	St Pauls	2018
Premium Solvent	Chlorobenzene	180-76683-1	0.25	0.125	mg/L	U	0.25	Syracuse	2018
Premium Solvent	Chlorobenzene	180-79370-1	0.25	0.125	mg/L	U	0.25	Tampa	2018
Premium Solvent	Chlorobenzene	180-78689-1	0.25	0.125	mg/L	U	0.25	Vinton	2018
Premium Solvent	Chlorobenzene	180-76265-1	0.25	0.125	mg/L	U	0.25	Waukesha	2018
Premium Solvent	Chlorobenzene	180-76266-1	0.25	0.125	mg/L	U	0.25	Waukesha	2018
Premium Solvent	Chlorobenzene	180-76267-1	0.25	0.125	mg/L	U	0.25	Waukesha	2018
Premium Solvent	Chlorobenzene	180-76262-1	0.25	0.125	mg/L	U	0.25	Wichita	2018
Premium Solvent	Chlorobenzene	180-72259-2	0.25	0.125	mg/L	U	0.25	Chester	2018
Premium Solvent	Chlorobenzene	180-72871-1	0.25	0.125	mg/L	U	0.25	Sacramento	2018
Premium Solvent	Chlorobenzene	180-71540-1	0.25	0.125	mg/L	U	0.25	Salisbury	2018
Premium Solvent	Chlorobenzene	180-71594-1	0.25	0.125	mg/L	U	0.25	Santa Ana	2018
Premium Solvent	Chlorobenzene	180-74277-1	0.25	0.125	mg/L	U	0.25	Tallahassee	2018
Premium Solvent	Chlorobenzene	180-53962-1	0.5	0.25	mg/L	U	0.5	Kaukauna	2016
Premium Solvent	Chlorobenzene	180-56003-1	0.5	0.25	mg/L	U	0.5	St. Pauls	2016
Premium Solvent	Chlorobenzene	180-55533-1	0.5	0.25	mg/L	U	0.5	Syracuse	2016
Premium Solvent	Chloroform	180-58611-1	0.63	0.315	mg/L	U	0.63	Sacremento	2016
Premium Solvent	Chloroform	180-58744-1	1	0.5	mg/L	U	1	Albuquerque	2016
Premium Solvent	Chloroform	180-52527-1	1	0.5	mg/L	U	1	Boise	2016
Premium Solvent	Chloroform	180-53494-1	1	0.5	mg/L	U	1	Chandler	2016
Premium Solvent	Chloroform	180-58394-1	1	0.5	mg/L	U	1	Charlotte	2016
Premium Solvent	Chloroform	180-54771-1	1	0.5	mg/L	U	1	Chester	2016
Premium Solvent	Chloroform	180-58680-1	1	0.5	mg/L	U	1	Clackamas	2016
Premium Solvent	Chloroform	180-56685-1	1	0.5	mg/L	U	1	Farmington	2016
Premium Solvent	Chloroform	180-53961-1	1	0.5	mg/L	U	1	Kaukauna	2016
Premium Solvent	Chloroform	180-53963-1	1	0.5	mg/L	U	1	Kaukauna	2016
Premium Solvent	Chloroform	180-57964-1	1	0.5	mg/L	U	1	Omaha	2016
Premium Solvent	Chloroform	180-58138-1	1	0.5	mg/L	U	1	Tampa	2016
Premium Solvent	Chloroform	180-58732-1	1	0.5	mg/L	U	1	Tulsa	2016
Premium Solvent	Chloroform	180-58266-1	1	0.5	mg/L	U	1	Vinton	2016
Premium Solvent	Chloroform	180-54672-1	1	0.5	mg/L	U	1	Waukesha	2016
Premium Solvent	Chloroform	180-54673-1	1	0.5	mg/L	U	1	Waukesha	2016
Premium Solvent	Chloroform	180-54674-1	1	0.5	mg/L	U	1	Waukesha	2016
Premium Solvent	Chloroform	180-54675-1	1	0.5	mg/L	U	1	Waukesha	2016
Premium Solvent	Chloroform	180-54676-1	1	0.5	mg/L	U	1	Waukesha	2016
Premium Solvent	Chloroform	180-54677-1	1	0.5	mg/L	U	1	Waukesha	2016
Premium Solvent	Chloroform	180-54678-1	1	0.5	mg/L	U	1	Waukesha	2016
Premium Solvent	Chloroform	180-54679-1	1	0.5	mg/L	U	1	Waukesha	2016
Premium Solvent	Chloroform	180-54680-1	1	0.5	mg/L	U	1	Waukesha	2016
Premium Solvent	Chloroform	180-66650-1	1	0.5	mg/L	U	1	Albuquerque	2017
Premium Solvent	Chloroform	180-65687-1	1	0.5	mg/L	U	1	Archdale	2017
Premium Solvent	Chloroform	180-65693-1	1	0.5	mg/L	U	1	Avon	2017
Premium Solvent	Chloroform	180-64613-1	1	0.5	mg/L	U	1	Chandler	2017
Premium Solvent	Chloroform	180-70321-1	1	0.5	mg/L	U	1	Chesapeake	2017
Premium Solvent	Chloroform	180-69209-1	1	0.5	mg/L	U	1	Clackamas	2017
Premium Solvent	Chloroform	180-65928-1	1	0.5	mg/L	U	1	Cohoes	2017
Premium Solvent	Chloroform	180-68416-1	1	0.5	mg/L	U	1	Farmington	2017
Premium Solvent	Chloroform	180-70383-1	1	0.5	mg/L	U	1	Grand Island	2017
Premium Solvent	Chloroform	180-64751-1	1	0.5	mg/L	U	1	Kaukauna	2017
Premium Solvent	Chloroform	180-64752-1	1	0.5	mg/L	U	1	Kaukauna	2017
Premium Solvent	Chloroform	180-64753-1	1	0.5	mg/L	U	1	Kaukauna	2017
Premium Solvent	Chloroform	180-65696-1	1	0.5	mg/L	U	1	Lackawanna	2017
Premium Solvent	Chloroform	180-69242-1	1	0.5	mg/L	U	1	Oklahoma City	2017
Premium Solvent	Chloroform	180-69237-1	1	0.5	mg/L	U	1	Omaha	2017
Premium Solvent	Chloroform	180-70392-1	1	0.5	mg/L	U	1	Raleigh	2017
Premium Solvent	Chloroform	180-68772-1	1	0.5	mg/L	U	1	St Pauls	2017

Premium Solvent	Chloroform	180-65396-1	1	0.5	mg/L	U	1			Syracuse	2017
Premium Solvent	Chloroform	180-66253-1	1	0.5	mg/L	U	1			Vinton	2017
Premium Solvent	Chloroform	180-68919-1	1	0.5	mg/L	U	1			Waukesha	2017
Premium Solvent	Chloroform	180-68924-1	1	0.5	mg/L	U	1			Waukesha	2017
Premium Solvent	Chloroform	180-68925-1	1	0.5	mg/L	U	1			Waukesha	2017
Premium Solvent	Chloroform	180-64796-1	1	0.5	mg/L	U	1			Wichita	2017
Premium Solvent	Chloroform	180-60141-1	1	0.5	mg/L	U	1			Avon	2017
Premium Solvent	Chloroform	180-60012-1	1	0.5	mg/L	U	1			Chesapeake	2017
Premium Solvent	Chloroform	180-59840-1	1	0.5	mg/L	U	1			Cohoes	2017
Premium Solvent	Chloroform	180-59969-1	1	0.5	mg/L	U	1			Lackawanna	2017
Premium Solvent	Chloroform	180-60895-1	1	0.5	mg/L	U	1			Archdale	2017
Premium Solvent	Chloroform	180-60618-1	1	0.5	mg/L	U	1	52	88	Barre	2017
Premium Solvent	Chloroform	180-81014-1	1	0.5	mg/L	U H	1			Albuquerque	2018
Premium Solvent	Chloroform	180-77400-1	1	0.5	mg/L	U	1			Archdale	2018
Premium Solvent	Chloroform	180-80742-1	1	0.5	mg/L	U	1			Avon	2018
Premium Solvent	Chloroform	180-81163-1	1	0.5	mg/L	U	1			Barre	2018
Premium Solvent	Chloroform	180-77125-1	1	0.5	mg/L	U	1			Boise	2018
Premium Solvent	Chloroform	180-77004-1	1	0.5	mg/L	U	1			Chandler	2018
Premium Solvent	Chloroform	180-77391-1	1	0.5	mg/L	U	1			Chester	2018
Premium Solvent	Chloroform	180-82330-1	1	0.5	mg/L	U	1			Clackamas	2018
Premium Solvent	Chloroform	180-77710-1	1	0.5	mg/L	U	1			Cohoes	2018
Premium Solvent	Chloroform	180-81146-1	1	0.5	mg/L	U	1			Farmington	2018
Premium Solvent	Chloroform	180-77381-1	1	0.5	mg/L	U	1			Kaukauna	2018
Premium Solvent	Chloroform	180-77382-1	1	0.5	mg/L	U	1			Kaukauna	2018
Premium Solvent	Chloroform	180-77383-1	1	0.5	mg/L	U	1			Kaukauna	2018
Premium Solvent	Chloroform	180-77070-1	1	0.5	mg/L	U	1			Lackawanna	2018
Premium Solvent	Chloroform	180-80012-1	1	0.5	mg/L	U	1			Oklahoma City	2018
Premium Solvent	Chloroform	180-80014-1	1	0.5	mg/L	U	1			Oklahoma City	2018
Premium Solvent	Chloroform	180-80848-1	1	0.5	mg/L	U	1			Sacramento	2018
Premium Solvent	Chloroform	180-81823-1	1	0.5	mg/L	U	1			Salisbury	2018
Premium Solvent	Chloroform	180-76988-1	1	0.5	mg/L	U	1			Salt Lake City	2018
Premium Solvent	Chloroform	180-78677-1	1	0.5	mg/L	U	1			Santa Ana	2018
Premium Solvent	Chloroform	180-78463-1	1	0.5	mg/L	U	1			St Pauls	2018
Premium Solvent	Chloroform	180-76683-1	1	0.5	mg/L	U	1			Syracuse	2018
Premium Solvent	Chloroform	180-79370-1	1	0.5	mg/L	U	1			Tampa	2018
Premium Solvent	Chloroform	180-78689-1	1	0.5	mg/L	U	1			Vinton	2018
Premium Solvent	Chloroform	180-76265-1	1	0.5	mg/L	U	1			Waukesha	2018
Premium Solvent	Chloroform	180-76266-1	1	0.5	mg/L	U	1			Waukesha	2018
Premium Solvent	Chloroform	180-76267-1	1	0.5	mg/L	U	1			Waukesha	2018
Premium Solvent	Chloroform	180-76262-1	1	0.5	mg/L	U	1			Wichita	2018
Premium Solvent	Chloroform	180-72259-2	1	0.5	mg/L	U	1			Chester	2018
Premium Solvent	Chloroform	180-72871-1	1	0.5	mg/L	U	1			Sacramento	2018
Premium Solvent	Chloroform	180-71540-1	1	0.5	mg/L	U	1			Salisbury	2018
Premium Solvent	Chloroform	180-71594-1	1	0.5	mg/L	U	1			Santa Ana	2018
Premium Solvent	Chloroform	180-74277-1	1	0.5	mg/L	U	1			Tallahassee	2018
Premium Solvent	Chloroform	180-53962-1	2	1	mg/L	U	2			Kaukauna	2016
Premium Solvent	Chloroform	180-56003-1	2	1	mg/L	U	2			St. Pauls	2016
Premium Solvent	Chloroform	180-55533-1	2	1	mg/L	U	2			Syracuse	2016
Premium Solvent	Chromium	180-60141-1	0.061	0.061	mg/L	J	0.5			Avon	2017
Premium Solvent	Chromium	180-58611-1	0.066	0.066	mg/L	J	0.29			Sacremento	2016
Premium Solvent	Chromium	180-65693-1	0.066	0.066	mg/L	J	0.5			Avon	2017
Premium Solvent	Chromium	180-60895-1	0.066	0.066	mg/L	J	0.5			Archdale	2017
Premium Solvent	Chromium	180-64753-1	0.068	0.068	mg/L	J	0.5			Kaukauna	2017
Premium Solvent	Chromium	180-58394-1	0.071	0.071	mg/L	J B	0.5			Charlotte	2016
Premium Solvent	Chromium	180-65396-1	0.076	0.076	mg/L	J B	0.5			Syracuse	2017
Premium Solvent	Chromium	180-68919-1	0.08	0.08	mg/L	J	0.5			Waukesha	2017
Premium Solvent	Chromium	180-59969-1	0.08	0.08	mg/L	J B	0.5			Lackawanna	2017
Premium Solvent	Chromium	180-56685-1	0.081	0.081	mg/L	J B	0.5			Farmington	2016
Premium Solvent	Chromium	180-76265-1	0.081	0.081	mg/L	J	0.5			Waukesha	2018
Premium Solvent	Chromium	180-69209-1	0.085	0.085	mg/L	J	0.5			Clackamas	2017
Premium Solvent	Chromium	180-77383-1	0.086	0.086	mg/L	J	0.5			Kaukauna	2018
Premium Solvent	Chromium	180-58266-1	0.087	0.087	mg/L	J B	0.5			Vinton	2016
Premium Solvent	Chromium	180-72871-1	0.087	0.087	mg/L	J	0.5			Sacramento	2018
Premium Solvent	Chromium	180-71594-1	0.087	0.087	mg/L	J	0.5			Santa Ana	2018
Premium Solvent	Chromium	180-81014-1	0.088	0.088	mg/L	J B	0.5			Albuquerque	2018
Premium Solvent	Chromium	180-60012-1	0.091	0.091	mg/L	J B	0.5			Chesapeake	2017
Premium Solvent	Chromium	180-54771-1	0.094	0.094	mg/L	J	0.5			Chester	2016

Premium Solvent	Chromium	180-80742-1	0.096	0.096	mg/L	J	0.5			Avon	2018
Premium Solvent	Chromium	180-76262-1	0.096	0.096	mg/L	J	0.5			Wichita	2018
Premium Solvent	Chromium	180-71540-1	0.099	0.099	mg/L	J	0.5			Salisbury	2018
Premium Solvent	Chromium	180-77391-1	0.11	0.11	mg/L	J	0.5			Chester	2018
Premium Solvent	Chromium	180-77070-1	0.11	0.11	mg/L	J	0.5			Lackawanna	2018
Premium Solvent	Chromium	180-78463-1	0.11	0.11	mg/L	J	0.5			St Pauls	2018
Premium Solvent	Chromium	180-76683-1	0.11	0.11	mg/L	J	0.5			Syracuse	2018
Premium Solvent	Chromium	180-76267-1	0.11	0.11	mg/L	J	0.5			Waukesha	2018
Premium Solvent	Chromium	180-58744-1	0.12	0.12	mg/L	J	0.5			Albuquerque	2016
Premium Solvent	Chromium	180-77400-1	0.12	0.12	mg/L	J	0.5			Archdale	2018
Premium Solvent	Chromium	180-76266-1	0.12	0.12	mg/L	J	0.5			Waukesha	2018
Premium Solvent	Chromium	180-70383-1	0.13	0.13	mg/L	J	0.5			Grand Island	2017
Premium Solvent	Chromium	180-77125-1	0.13	0.13	mg/L	J	0.5			Boise	2018
Premium Solvent	Chromium	180-82330-1	0.13	0.13	mg/L	J	0.5			Clackamas	2018
Premium Solvent	Chromium	180-81823-1	0.14	0.14	mg/L	J B	0.5			Salisbury	2018
Premium Solvent	Chromium	180-58680-1	0.15	0.15	mg/L	J B	0.5			Clackamas	2016
Premium Solvent	Chromium	180-70321-1	0.15	0.15	mg/L	J	0.5			Chesapeake	2017
Premium Solvent	Chromium	180-81163-1	0.15	0.15	mg/L	J B	0.5			Barre	2018
Premium Solvent	Chromium	180-80012-1	0.15	0.15	mg/L	J	0.5			Oklahoma City	2018
Premium Solvent	Chromium	180-53961-1	0.16	0.16	mg/L	J	0.5			Kaukauna	2016
Premium Solvent	Chromium	180-59840-1	0.16	0.16	mg/L	J	0.5			Cohoes	2017
Premium Solvent	Chromium	180-78689-1	0.16	0.16	mg/L	J	0.5			Vinton	2018
Premium Solvent	Chromium	180-64751-1	0.17	0.17	mg/L	J	0.5			Kaukauna	2017
Premium Solvent	Chromium	180-53494-1	0.18	0.18	mg/L	J	0.5			Chandler	2016
Premium Solvent	Chromium	180-55533-1	0.2	0.2	mg/L	J	0.5			Syracuse	2016
Premium Solvent	Chromium	180-77004-1	0.21	0.21	mg/L	J	0.5			Chandler	2018
Premium Solvent	Chromium	180-66253-1	0.22	0.22	mg/L	J B	0.5			Vinton	2017
Premium Solvent	Chromium	180-53963-1	0.23	0.23	mg/L	J	0.5			Kaukauna	2016
Premium Solvent	Chromium	180-69237-1	0.23	0.23	mg/L	J	0.5			Omaha	2017
Premium Solvent	Chromium	180-52527-1	0.5	0.25	mg/L	U	0.5			Boise	2016
Premium Solvent	Chromium	180-56003-1	0.5	0.25	mg/L	U	0.5			St. Pauls	2016
Premium Solvent	Chromium	180-58138-1	0.5	0.25	mg/L	U	0.5			Tampa	2016
Premium Solvent	Chromium	180-58732-1	0.5	0.25	mg/L	U	0.5	52	88	Tulsa	2016
Premium Solvent	Chromium	180-54672-1	0.5	0.25	mg/L	U	0.5			Waukesha	2016
Premium Solvent	Chromium	180-54674-1	0.5	0.25	mg/L	U	0.5			Waukesha	2016
Premium Solvent	Chromium	180-54675-1	0.5	0.25	mg/L	U	0.5			Waukesha	2016
Premium Solvent	Chromium	180-54676-1	0.5	0.25	mg/L	U	0.5			Waukesha	2016
Premium Solvent	Chromium	180-54677-1	0.5	0.25	mg/L	U	0.5			Waukesha	2016
Premium Solvent	Chromium	180-54678-1	0.5	0.25	mg/L	U	0.5			Waukesha	2016
Premium Solvent	Chromium	180-54679-1	0.5	0.25	mg/L	U	0.5			Waukesha	2016
Premium Solvent	Chromium	180-66650-1	0.5	0.25	mg/L	U	0.5			Albuquerque	2017
Premium Solvent	Chromium	180-65687-1	0.5	0.25	mg/L	U	0.5			Archdale	2017
Premium Solvent	Chromium	180-64613-1	0.5	0.25	mg/L	U	0.5			Chandler	2017
Premium Solvent	Chromium	180-68416-1	0.5	0.25	mg/L	U	0.5			Farmington	2017
Premium Solvent	Chromium	180-69242-1	0.5	0.25	mg/L	U	0.5			Oklahoma City	2017
Premium Solvent	Chromium	180-70392-1	0.5	0.25	mg/L	U	0.5			Raleigh	2017
Premium Solvent	Chromium	180-68772-1	0.5	0.25	mg/L	U	0.5			St Pauls	2017
Premium Solvent	Chromium	180-68924-1	0.5	0.25	mg/L	U	0.5			Waukesha	2017
Premium Solvent	Chromium	180-64796-1	0.5	0.25	mg/L	U	0.5			Wichita	2017
Premium Solvent	Chromium	180-77710-1	0.5	0.25	mg/L	U	0.5			Cohoes	2018
Premium Solvent	Chromium	180-77381-1	0.5	0.25	mg/L	U	0.5			Kaukauna	2018
Premium Solvent	Chromium	180-77382-1	0.5	0.25	mg/L	U	0.5			Kaukauna	2018
Premium Solvent	Chromium	180-80014-1	0.5	0.25	mg/L	U	0.5			Oklahoma City	2018
Premium Solvent	Chromium	180-80848-1	0.5	0.25	mg/L	U	0.5			Sacramento	2018
Premium Solvent	Chromium	180-78677-1	0.5	0.25	mg/L	U	0.5			Santa Ana	2018
Premium Solvent	Chromium	180-79370-1	0.5	0.25	mg/L	U	0.5			Tampa	2018
Premium Solvent	Chromium	180-74277-1	0.5	0.25	mg/L	U	0.5			Tallahassee	2018
Premium Solvent	Chromium	180-81146-1	0.26	0.26	mg/L	J B	0.5			Farmington	2018
Premium Solvent	Chromium	180-64752-1	0.29	0.29	mg/L	J	0.5			Kaukauna	2017
Premium Solvent	Chromium	180-60618-1	0.35	0.35	mg/L	J	0.5			Barre	2017
Premium Solvent	Chromium	180-76988-1	0.37	0.37	mg/L	J	0.5			Salt Lake City	2018
Premium Solvent	Chromium	180-72259-2	0.41	0.41	mg/L	J	0.5			Chester	2018
Premium Solvent	Chromium	180-53962-1	0.46	0.46	mg/L	J	0.5			Kaukauna	2016
Premium Solvent	Chromium	180-65928-1	0.47	0.47	mg/L	J	0.5			Cohoes	2017
Premium Solvent	Chromium	180-57964-1	0.51	0.51	mg/L		0.5			Omaha	2016
Premium Solvent	Chromium	180-68925-1	0.52	0.52	mg/L		0.5			Waukesha	2017
Premium Solvent	Chromium	180-54680-1	0.65	0.65	mg/L		0.5			Waukesha	2016

Premium Solvent	Chromium	180-54673-1	0.77	0.77	mg/L	0.5			Waukesha	2016
Premium Solvent	Chromium	180-65696-1	12	12	mg/L	0.5			Lackawanna	2017
Premium Solvent	Flashpoint	180-58732-1	>200	>200	Degrees F	1			Tulsa	2016
Premium Solvent	Flashpoint	180-80012-1	>200	>200	Degrees F	1			Oklahoma City	2018
Premium Solvent	Flashpoint	180-80014-1	>200	>200	Degrees F	1			Oklahoma City	2018
Premium Solvent	Flashpoint	180-74277-1	168	168	Degrees F	1			Tallahassee	2018
Premium Solvent	Flashpoint	180-58394-1	166	166	Degrees F	1			Charlotte	2016
Premium Solvent	Flashpoint	180-58266-1	166	166	Degrees F	1			Vinton	2016
Premium Solvent	Flashpoint	180-78463-1	166	166	Degrees F	1			St Pauls	2018
Premium Solvent	Flashpoint	180-79370-1	166	166	Degrees F	1			Tampa	2018
Premium Solvent	Flashpoint	180-68416-1	165	165	Degrees F	1			Farmington	2017
Premium Solvent	Flashpoint	180-64751-1	165	165	Degrees F	1			Kaukauna	2017
Premium Solvent	Flashpoint	180-68772-1	165	165	Degrees F	1			St Pauls	2017
Premium Solvent	Flashpoint	180-64796-1	165	165	Degrees F	1			Wichita	2017
Premium Solvent	Flashpoint	180-58611-1	164	164	Degrees F	1			Sacramento	2016
Premium Solvent	Flashpoint	180-66253-1	164	164	Degrees F	1			Vinton	2017
Premium Solvent	Flashpoint	180-65687-1	163	163	Degrees F	1			Archdale	2017
Premium Solvent	Flashpoint	180-77400-1	163	163	Degrees F	1			Archdale	2018
Premium Solvent	Flashpoint	180-64613-1	162	162	Degrees F	1			Chandler	2017
Premium Solvent	Flashpoint	180-77710-1	162	162	Degrees F	1			Cohoes	2018
Premium Solvent	Flashpoint	180-65693-1	161	161	Degrees F	1			Avon	2017
Premium Solvent	Flashpoint	180-64752-1	161	161	Degrees F	1			Kaukauna	2017
Premium Solvent	Flashpoint	180-81823-1	161	161	Degrees F	1			Salisbury	2018
Premium Solvent	Flashpoint	180-57964-1	160	160	Degrees F	1			Omaha	2016
Premium Solvent	Flashpoint	180-70392-1	160	160	Degrees F	1			Raleigh	2017
Premium Solvent	Flashpoint	180-60012-1	160	160	Degrees F	1			Chesapeake	2017
Premium Solvent	Flashpoint	180-60895-1	160	160	Degrees F	1			Archdale	2017
Premium Solvent	Flashpoint	180-76265-1	160	160	Degrees F	1			Waukesha	2018
Premium Solvent	Flashpoint	180-69209-1	159	159	Degrees F	1			Clackamas	2017
Premium Solvent	Flashpoint	180-65928-1	159	159	Degrees F	1			Cohoes	2017
Premium Solvent	Flashpoint	180-65396-1	159	159	Degrees F	1			Syracuse	2017
Premium Solvent	Flashpoint	180-68925-1	159	159	Degrees F	1			Waukesha	2017
Premium Solvent	Flashpoint	180-59969-1	159	159	Degrees F	1			Lackawanna	2017
Premium Solvent	Flashpoint	180-69242-1	158	158	Degrees F	1			Oklahoma City	2017
Premium Solvent	Flashpoint	180-78677-1	158	158	Degrees F	1			Santa Ana	2018
Premium Solvent	Flashpoint	180-71594-1	158	158	Degrees F	1			Santa Ana	2018
Premium Solvent	Flashpoint	180-58680-1	157	157	Degrees F	1	52	88	Clackamas	2016
Premium Solvent	Flashpoint	180-66650-1	157	157	Degrees F	1			Albuquerque	2017
Premium Solvent	Flashpoint	180-76267-1	157	157	Degrees F	1			Waukesha	2018
Premium Solvent	Flashpoint	180-70321-1	156	156	Degrees F	1			Chesapeake	2017
Premium Solvent	Flashpoint	180-77004-1	156	156	Degrees F	1			Chandler	2018
Premium Solvent	Flashpoint	180-82330-1	156	156	Degrees F	1			Clackamas	2018
Premium Solvent	Flashpoint	180-77383-1	156	156	Degrees F	1			Kaukauna	2018
Premium Solvent	Flashpoint	180-76988-1	156	156	Degrees F	1			Salt Lake City	2018
Premium Solvent	Flashpoint	180-77381-1	155	155	Degrees F	1			Kaukauna	2018
Premium Solvent	Flashpoint	180-76683-1	155	155	Degrees F	1			Syracuse	2018
Premium Solvent	Flashpoint	180-70383-1	154	154	Degrees F	1			Grand Island	2017
Premium Solvent	Flashpoint	180-65696-1	154	154	Degrees F	1			Lackawanna	2017
Premium Solvent	Flashpoint	180-68924-1	154	154	Degrees F	1			Waukesha	2017
Premium Solvent	Flashpoint	180-59840-1	154	154	Degrees F	1			Cohoes	2017
Premium Solvent	Flashpoint	180-80742-1	154	154	Degrees F	1			Avon	2018
Premium Solvent	Flashpoint	180-80848-1	154	154	Degrees F	1			Sacramento	2018
Premium Solvent	Flashpoint	180-72259-2	154	154	Degrees F	1			Chester	2018
Premium Solvent	Flashpoint	180-72871-1	154	154	Degrees F	1			Sacramento	2018
Premium Solvent	Flashpoint	180-53961-1	153	153	Degrees F	1			Kaukauna	2016
Premium Solvent	Flashpoint	180-56003-1	153	153	Degrees F	1			St. Pauls	2016
Premium Solvent	Flashpoint	180-54678-1	153	153	Degrees F	1			Waukesha	2016
Premium Solvent	Flashpoint	180-64753-1	153	153	Degrees F	1			Kaukauna	2017
Premium Solvent	Flashpoint	180-60141-1	152	152	Degrees F	1			Avon	2017
Premium Solvent	Flashpoint	180-81014-1	152	152	Degrees F	1			Albuquerque	2018
Premium Solvent	Flashpoint	180-77391-1	152	152	Degrees F	1			Chester	2018
Premium Solvent	Flashpoint	180-76262-1	152	152	Degrees F	1			Wichita	2018
Premium Solvent	Flashpoint	180-71540-1	152	152	Degrees F	1			Salisbury	2018
Premium Solvent	Flashpoint	180-52527-1	151	151	Degrees F	1			Boise	2016
Premium Solvent	Flashpoint	180-56685-1	151	151	Degrees F	1			Farmington	2016
Premium Solvent	Flashpoint	180-53963-1	151	151	Degrees F	1			Kaukauna	2016
Premium Solvent	Flashpoint	180-55533-1	151	151	Degrees F	1			Syracuse	2016

Premium Solvent	Flashpoint	180-54672-1	151	151	Degrees F		1	Waukesha	2016
Premium Solvent	Flashpoint	180-54674-1	151	151	Degrees F		1	Waukesha	2016
Premium Solvent	Flashpoint	180-54677-1	151	151	Degrees F		1	Waukesha	2016
Premium Solvent	Flashpoint	180-54679-1	151	151	Degrees F		1	Waukesha	2016
Premium Solvent	Flashpoint	180-69237-1	151	151	Degrees F		1	Omaha	2017
Premium Solvent	Flashpoint	180-68919-1	151	151	Degrees F		1	Waukesha	2017
Premium Solvent	Flashpoint	180-77382-1	151	151	Degrees F		1	Kaukauna	2018
Premium Solvent	Flashpoint	180-53494-1	149	149	Degrees F		1	Chandler	2016
Premium Solvent	Flashpoint	180-54771-1	149	149	Degrees F		1	Chester	2016
Premium Solvent	Flashpoint	180-54675-1	149	149	Degrees F		1	Waukesha	2016
Premium Solvent	Flashpoint	180-54676-1	149	149	Degrees F		1	Waukesha	2016
Premium Solvent	Flashpoint	180-81146-1	149	149	Degrees F		1	Farmington	2018
Premium Solvent	Flashpoint	180-78689-1	149	149	Degrees F		1	Vinton	2018
Premium Solvent	Flashpoint	180-58138-1	146	146	Degrees F		1	Tampa	2016
Premium Solvent	Flashpoint	180-60618-1	141	141	Degrees F		1	Barre	2017
Premium Solvent	Flashpoint	180-58744-1	136	136	Degrees F		1	Albuquerque	2016
Premium Solvent	Flashpoint	180-54673-1	135	135	Degrees F		1	Waukesha	2016
Premium Solvent	Flashpoint	180-54680-1	135	135	Degrees F		1	Waukesha	2016
Premium Solvent	Flashpoint	180-81163-1	128	128	Degrees F		1	Barre	2018
Premium Solvent	Flashpoint	180-77125-1	123	123	Degrees F		1	Boise	2018
Premium Solvent	Flashpoint	180-76266-1	117	117	Degrees F		1	Waukesha	2018
Premium Solvent	Flashpoint	180-77070-1	114	114	Degrees F		1	Lackawanna	2018
Premium Solvent	Flashpoint	180-53962-1	83	83	Degrees F		1	Kaukauna	2016
Premium Solvent	Hexachlorobenzene	180-58611-1	0.09	0.045	mg/L	U	0.09	Sacremento	2016
Premium Solvent	Hexachlorobenzene	180-58744-1	0.13	0.065	mg/L	U	0.13	Albuquerque	2016
Premium Solvent	Hexachlorobenzene	180-52527-1	0.13	0.065	mg/L	U	0.13	Boise	2016
Premium Solvent	Hexachlorobenzene	180-53494-1	0.13	0.065	mg/L	U	0.13	Chandler	2016
Premium Solvent	Hexachlorobenzene	180-58394-1	0.13	0.065	mg/L	U	0.13	Charlotte	2016
Premium Solvent	Hexachlorobenzene	180-54771-1	0.13	0.065	mg/L	U	0.13	Chester	2016
Premium Solvent	Hexachlorobenzene	180-58680-1	0.13	0.065	mg/L	U	0.13	Clackamas	2016
Premium Solvent	Hexachlorobenzene	180-56685-1	0.13	0.065	mg/L	U	0.13	Farmington	2016
Premium Solvent	Hexachlorobenzene	180-53961-1	0.13	0.065	mg/L	U	0.13	Kaukauna	2016
Premium Solvent	Hexachlorobenzene	180-53962-1	0.13	0.065	mg/L	U	0.13	Kaukauna	2016
Premium Solvent	Hexachlorobenzene	180-53963-1	0.13	0.065	mg/L	U	0.13	Kaukauna	2016
Premium Solvent	Hexachlorobenzene	180-57964-1	0.13	0.065	mg/L	U	0.13	Omaha	2016
Premium Solvent	Hexachlorobenzene	180-56003-1	0.13	0.065	mg/L	U	0.13	St. Pauls	2016
Premium Solvent	Hexachlorobenzene	180-55533-1	0.13	0.065	mg/L	U	0.13	Syracuse	2016
Premium Solvent	Hexachlorobenzene	180-58138-1	0.13	0.065	mg/L	U	0.13	Tampa	2016
Premium Solvent	Hexachlorobenzene	180-58732-1	0.13	0.065	mg/L	U	0.13	Tulsa	2016
Premium Solvent	Hexachlorobenzene	180-58266-1	0.13	0.065	mg/L	U	0.13	Vinton	2016
Premium Solvent	Hexachlorobenzene	180-54672-1	0.13	0.065	mg/L	U	0.13	Waukesha	2016
Premium Solvent	Hexachlorobenzene	180-54673-1	0.13	0.065	mg/L	U	0.13	Waukesha	2016
Premium Solvent	Hexachlorobenzene	180-54674-1	0.13	0.065	mg/L	U	0.13	Waukesha	2016
Premium Solvent	Hexachlorobenzene	180-54675-1	0.13	0.065	mg/L	U	0.13	Waukesha	2016
Premium Solvent	Hexachlorobenzene	180-54676-1	0.13	0.065	mg/L	U	0.13	Waukesha	2016
Premium Solvent	Hexachlorobenzene	180-54677-1	0.13	0.065	mg/L	U	0.13	Waukesha	2016
Premium Solvent	Hexachlorobenzene	180-54678-1	0.13	0.065	mg/L	U	0.13	Waukesha	2016
Premium Solvent	Hexachlorobenzene	180-54679-1	0.13	0.065	mg/L	U	0.13	Waukesha	2016
Premium Solvent	Hexachlorobenzene	180-54680-1	0.13	0.065	mg/L	U	0.13	Waukesha	2016
Premium Solvent	Hexachlorobenzene	180-66650-1	0.13	0.065	mg/L	U	0.13	Albuquerque	2017
Premium Solvent	Hexachlorobenzene	180-65687-1	0.13	0.065	mg/L	U	0.13	Archdale	2017
Premium Solvent	Hexachlorobenzene	180-65693-1	0.13	0.065	mg/L	U	0.13	Avon	2017
Premium Solvent	Hexachlorobenzene	180-64613-1	0.13	0.065	mg/L	U	0.13	Chandler	2017
Premium Solvent	Hexachlorobenzene	180-70321-1	0.13	0.065	mg/L	U	0.13	Chesapeake	2017
Premium Solvent	Hexachlorobenzene	180-69209-1	0.13	0.065	mg/L	U	0.13	Clackamas	2017
Premium Solvent	Hexachlorobenzene	180-65928-1	0.13	0.065	mg/L	U	0.13	Cohoes	2017
Premium Solvent	Hexachlorobenzene	180-68416-1	0.13	0.065	mg/L	U	0.13	Farmington	2017
Premium Solvent	Hexachlorobenzene	180-70383-1	0.13	0.065	mg/L	U	0.13	Grand Island	2017
Premium Solvent	Hexachlorobenzene	180-64751-1	0.13	0.065	mg/L	U *	0.13	Kaukauna	2017
Premium Solvent	Hexachlorobenzene	180-64752-1	0.13	0.065	mg/L	U *	0.13	Kaukauna	2017
Premium Solvent	Hexachlorobenzene	180-64753-1	0.13	0.065	mg/L	U *	0.13	Kaukauna	2017
Premium Solvent	Hexachlorobenzene	180-65696-1	0.13	0.065	mg/L	U	0.13	Lackawanna	2017
Premium Solvent	Hexachlorobenzene	180-69242-1	0.13	0.065	mg/L	U	0.13	Oklahoma City	2017
Premium Solvent	Hexachlorobenzene	180-69237-1	0.13	0.065	mg/L	U	0.13	Omaha	2017
Premium Solvent	Hexachlorobenzene	180-70392-1	0.13	0.065	mg/L	U	0.13	Raleigh	2017
Premium Solvent	Hexachlorobenzene	180-68772-1	0.13	0.065	mg/L	U	0.13	St Pauls	2017
Premium Solvent	Hexachlorobenzene	180-65396-1	0.13	0.065	mg/L	U	0.13	Syracuse	2017

Premium Solvent	Hexachlorobenzene	180-66253-1	0.13	0.065	mg/L	U *	0.13			Vinton	2017
Premium Solvent	Hexachlorobenzene	180-68919-1	0.13	0.065	mg/L	U	0.13			Waukesha	2017
Premium Solvent	Hexachlorobenzene	180-68924-1	0.13	0.065	mg/L	U	0.13			Waukesha	2017
Premium Solvent	Hexachlorobenzene	180-68925-1	0.13	0.065	mg/L	U	0.13			Waukesha	2017
Premium Solvent	Hexachlorobenzene	180-64796-1	0.13	0.065	mg/L	U *	0.13			Wichita	2017
Premium Solvent	Hexachlorobenzene	180-60141-1	0.13	0.065	mg/L	U	0.13			Avon	2017
Premium Solvent	Hexachlorobenzene	180-60012-1	0.13	0.065	mg/L	U	0.13			Chesapeake	2017
Premium Solvent	Hexachlorobenzene	180-59840-1	0.13	0.065	mg/L	U	0.13	52	88	Cohoes	2017
Premium Solvent	Hexachlorobenzene	180-59969-1	0.13	0.065	mg/L	U	0.13			Lackawanna	2017
Premium Solvent	Hexachlorobenzene	180-60895-1	0.13	0.065	mg/L	U	0.13			Archdale	2017
Premium Solvent	Hexachlorobenzene	180-60618-1	0.13	0.065	mg/L	U	0.13			Barre	2017
Premium Solvent	Hexachlorobenzene	180-81014-1	0.13	0.065	mg/L	U H	0.13			Albuquerque	2018
Premium Solvent	Hexachlorobenzene	180-77400-1	0.13	0.065	mg/L	U	0.13			Archdale	2018
Premium Solvent	Hexachlorobenzene	180-80742-1	0.13	0.065	mg/L	U	0.13			Avon	2018
Premium Solvent	Hexachlorobenzene	180-81163-1	0.13	0.065	mg/L	U	0.13			Barre	2018
Premium Solvent	Hexachlorobenzene	180-77125-1	0.13	0.065	mg/L	U	0.13			Boise	2018
Premium Solvent	Hexachlorobenzene	180-77004-1	0.13	0.065	mg/L	U	0.13			Chandler	2018
Premium Solvent	Hexachlorobenzene	180-77391-1	0.13	0.065	mg/L	U	0.13			Chester	2018
Premium Solvent	Hexachlorobenzene	180-82330-1	0.13	0.065	mg/L	U	0.13			Clackamas	2018
Premium Solvent	Hexachlorobenzene	180-77710-1	0.13	0.065	mg/L	U	0.13			Cohoes	2018
Premium Solvent	Hexachlorobenzene	180-81146-1	0.13	0.065	mg/L	U	0.13			Farmington	2018
Premium Solvent	Hexachlorobenzene	180-77381-1	0.13	0.065	mg/L	U	0.13			Kaukauna	2018
Premium Solvent	Hexachlorobenzene	180-77382-1	0.13	0.065	mg/L	U	0.13			Kaukauna	2018
Premium Solvent	Hexachlorobenzene	180-77383-1	0.13	0.065	mg/L	U	0.13			Kaukauna	2018
Premium Solvent	Hexachlorobenzene	180-77070-1	0.13	0.065	mg/L	U	0.13			Lackawanna	2018
Premium Solvent	Hexachlorobenzene	180-80014-1	0.13	0.065	mg/L	U	0.13			Oklahoma City	2018
Premium Solvent	Hexachlorobenzene	180-80848-1	0.13	0.065	mg/L	U	0.13			Sacramento	2018
Premium Solvent	Hexachlorobenzene	180-81823-1	0.13	0.065	mg/L	U	0.13			Salisbury	2018
Premium Solvent	Hexachlorobenzene	180-76988-1	0.13	0.065	mg/L	U	0.13			Salt Lake City	2018
Premium Solvent	Hexachlorobenzene	180-78677-1	0.13	0.065	mg/L	U	0.13			Santa Ana	2018
Premium Solvent	Hexachlorobenzene	180-78463-1	0.13	0.065	mg/L	U	0.13			St Pauls	2018
Premium Solvent	Hexachlorobenzene	180-76683-1	0.13	0.065	mg/L	U	0.13			Syracuse	2018
Premium Solvent	Hexachlorobenzene	180-79370-1	0.13	0.065	mg/L	U	0.13			Tampa	2018
Premium Solvent	Hexachlorobenzene	180-78689-1	0.13	0.065	mg/L	U	0.13			Vinton	2018
Premium Solvent	Hexachlorobenzene	180-76265-1	0.13	0.065	mg/L	U	0.13			Waukesha	2018
Premium Solvent	Hexachlorobenzene	180-76266-1	0.13	0.065	mg/L	U	0.13			Waukesha	2018
Premium Solvent	Hexachlorobenzene	180-76267-1	0.13	0.065	mg/L	U	0.13			Waukesha	2018
Premium Solvent	Hexachlorobenzene	180-76262-1	0.13	0.065	mg/L	U	0.13			Wichita	2018
Premium Solvent	Hexachlorobenzene	180-72259-2	0.13	0.065	mg/L	U	0.13			Chester	2018
Premium Solvent	Hexachlorobenzene	180-72871-1	0.13	0.065	mg/L	U	0.13			Sacramento	2018
Premium Solvent	Hexachlorobenzene	180-71540-1	0.13	0.065	mg/L	U	0.13			Salisbury	2018
Premium Solvent	Hexachlorobenzene	180-71594-1	0.13	0.065	mg/L	U	0.13			Santa Ana	2018
Premium Solvent	Hexachlorobenzene	180-74277-1	0.13	0.065	mg/L	U	0.13			Tallahassee	2018
Premium Solvent	Hexachlorobenzene	180-80012-1	20	10	mg/L	U	20			Oklahoma City	2018
Premium Solvent	Hexachlorobutadiene	180-58611-1	0.09	0.045	mg/L	U	0.09			Sacramento	2016
Premium Solvent	Hexachlorobutadiene	180-58744-1	0.13	0.065	mg/L	U	0.13			Albuquerque	2016
Premium Solvent	Hexachlorobutadiene	180-52527-1	0.13	0.065	mg/L	U	0.13			Boise	2016
Premium Solvent	Hexachlorobutadiene	180-53494-1	0.13	0.065	mg/L	U	0.13			Chandler	2016
Premium Solvent	Hexachlorobutadiene	180-58394-1	0.13	0.065	mg/L	U	0.13			Charlotte	2016
Premium Solvent	Hexachlorobutadiene	180-54771-1	0.13	0.065	mg/L	U	0.13			Chester	2016
Premium Solvent	Hexachlorobutadiene	180-58680-1	0.13	0.065	mg/L	U	0.13			Clackamas	2016
Premium Solvent	Hexachlorobutadiene	180-56685-1	0.13	0.065	mg/L	U	0.13			Farmington	2016
Premium Solvent	Hexachlorobutadiene	180-53961-1	0.13	0.065	mg/L	U	0.13			Kaukauna	2016
Premium Solvent	Hexachlorobutadiene	180-53962-1	0.13	0.065	mg/L	U	0.13			Kaukauna	2016
Premium Solvent	Hexachlorobutadiene	180-53963-1	0.13	0.065	mg/L	U	0.13			Kaukauna	2016
Premium Solvent	Hexachlorobutadiene	180-57964-1	0.13	0.065	mg/L	U	0.13			Omaha	2016
Premium Solvent	Hexachlorobutadiene	180-56003-1	0.13	0.065	mg/L	U	0.13			St. Pauls	2016
Premium Solvent	Hexachlorobutadiene	180-55533-1	0.13	0.065	mg/L	U	0.13			Syracuse	2016
Premium Solvent	Hexachlorobutadiene	180-58138-1	0.13	0.065	mg/L	U	0.13			Tampa	2016
Premium Solvent	Hexachlorobutadiene	180-58732-1	0.13	0.065	mg/L	U	0.13			Tulsa	2016
Premium Solvent	Hexachlorobutadiene	180-58266-1	0.13	0.065	mg/L	U	0.13			Vinton	2016
Premium Solvent	Hexachlorobutadiene	180-54672-1	0.13	0.065	mg/L	U	0.13			Waukesha	2016
Premium Solvent	Hexachlorobutadiene	180-54673-1	0.13	0.065	mg/L	U	0.13			Waukesha	2016
Premium Solvent	Hexachlorobutadiene	180-54674-1	0.13	0.065	mg/L	U	0.13			Waukesha	2016
Premium Solvent	Hexachlorobutadiene	180-54675-1	0.13	0.065	mg/L	U	0.13			Waukesha	2016
Premium Solvent	Hexachlorobutadiene	180-54676-1	0.13	0.065	mg/L	U	0.13			Waukesha	2016
Premium Solvent	Hexachlorobutadiene	180-54677-1	0.13	0.065	mg/L	U	0.13			Waukesha	2016

Premium Solvent	Hexachlorobutadiene	180-54678-1	0.13	0.065	mg/L	U	0.13			Waukesha	2016
Premium Solvent	Hexachlorobutadiene	180-54679-1	0.13	0.065	mg/L	U	0.13			Waukesha	2016
Premium Solvent	Hexachlorobutadiene	180-54680-1	0.13	0.065	mg/L	U	0.13			Waukesha	2016
Premium Solvent	Hexachlorobutadiene	180-66650-1	0.13	0.065	mg/L	U *	0.13			Albuquerque	2017
Premium Solvent	Hexachlorobutadiene	180-65687-1	0.13	0.065	mg/L	U	0.13			Archdale	2017
Premium Solvent	Hexachlorobutadiene	180-65693-1	0.13	0.065	mg/L	U	0.13			Avon	2017
Premium Solvent	Hexachlorobutadiene	180-64613-1	0.13	0.065	mg/L	U	0.13			Chandler	2017
Premium Solvent	Hexachlorobutadiene	180-70321-1	0.13	0.065	mg/L	U	0.13			Chesapeake	2017
Premium Solvent	Hexachlorobutadiene	180-69209-1	0.13	0.065	mg/L	U	0.13			Clackamas	2017
Premium Solvent	Hexachlorobutadiene	180-68416-1	0.13	0.065	mg/L	U	0.13			Farmington	2017
Premium Solvent	Hexachlorobutadiene	180-70383-1	0.13	0.065	mg/L	U	0.13			Grand Island	2017
Premium Solvent	Hexachlorobutadiene	180-64751-1	0.13	0.065	mg/L	U *	0.13			Kaukauna	2017
Premium Solvent	Hexachlorobutadiene	180-64752-1	0.13	0.065	mg/L	U *	0.13			Kaukauna	2017
Premium Solvent	Hexachlorobutadiene	180-64753-1	0.13	0.065	mg/L	U *	0.13			Kaukauna	2017
Premium Solvent	Hexachlorobutadiene	180-65696-1	0.13	0.065	mg/L	U	0.13			Lackawanna	2017
Premium Solvent	Hexachlorobutadiene	180-69242-1	0.13	0.065	mg/L	U	0.13			Oklahoma City	2017
Premium Solvent	Hexachlorobutadiene	180-69237-1	0.13	0.065	mg/L	U	0.13			Omaha	2017
Premium Solvent	Hexachlorobutadiene	180-70392-1	0.13	0.065	mg/L	U	0.13			Raleigh	2017
Premium Solvent	Hexachlorobutadiene	180-68772-1	0.13	0.065	mg/L	U	0.13			St Pauls	2017
Premium Solvent	Hexachlorobutadiene	180-65396-1	0.13	0.065	mg/L	U	0.13			Syracuse	2017
Premium Solvent	Hexachlorobutadiene	180-66253-1	0.13	0.065	mg/L	U *	0.13			Vinton	2017
Premium Solvent	Hexachlorobutadiene	180-68919-1	0.13	0.065	mg/L	U	0.13			Waukesha	2017
Premium Solvent	Hexachlorobutadiene	180-68924-1	0.13	0.065	mg/L	U	0.13			Waukesha	2017
Premium Solvent	Hexachlorobutadiene	180-68925-1	0.13	0.065	mg/L	U	0.13			Waukesha	2017
Premium Solvent	Hexachlorobutadiene	180-64796-1	0.13	0.065	mg/L	U *	0.13			Wichita	2017
Premium Solvent	Hexachlorobutadiene	180-60141-1	0.13	0.065	mg/L	U	0.13			Avon	2017
Premium Solvent	Hexachlorobutadiene	180-60012-1	0.13	0.065	mg/L	U	0.13			Chesapeake	2017
Premium Solvent	Hexachlorobutadiene	180-59840-1	0.13	0.065	mg/L	U	0.13			Cohoes	2017
Premium Solvent	Hexachlorobutadiene	180-59969-1	0.13	0.065	mg/L	U	0.13	52	88	Lackawanna	2017
Premium Solvent	Hexachlorobutadiene	180-60895-1	0.13	0.065	mg/L	U	0.13			Archdale	2017
Premium Solvent	Hexachlorobutadiene	180-60618-1	0.13	0.065	mg/L	U	0.13			Barre	2017
Premium Solvent	Hexachlorobutadiene	180-81014-1	0.13	0.065	mg/L	U H	0.13			Albuquerque	2018
Premium Solvent	Hexachlorobutadiene	180-77400-1	0.13	0.065	mg/L	U	0.13			Archdale	2018
Premium Solvent	Hexachlorobutadiene	180-80742-1	0.13	0.065	mg/L	U	0.13			Avon	2018
Premium Solvent	Hexachlorobutadiene	180-81163-1	0.13	0.065	mg/L	U	0.13			Barre	2018
Premium Solvent	Hexachlorobutadiene	180-77125-1	0.13	0.065	mg/L	U	0.13			Boise	2018
Premium Solvent	Hexachlorobutadiene	180-77004-1	0.13	0.065	mg/L	U	0.13			Chandler	2018
Premium Solvent	Hexachlorobutadiene	180-77391-1	0.13	0.065	mg/L	U	0.13			Chester	2018
Premium Solvent	Hexachlorobutadiene	180-82330-1	0.13	0.065	mg/L	U	0.13			Clackamas	2018
Premium Solvent	Hexachlorobutadiene	180-77710-1	0.13	0.065	mg/L	U	0.13			Cohoes	2018
Premium Solvent	Hexachlorobutadiene	180-81146-1	0.13	0.065	mg/L	U	0.13			Farmington	2018
Premium Solvent	Hexachlorobutadiene	180-77381-1	0.13	0.065	mg/L	U	0.13			Kaukauna	2018
Premium Solvent	Hexachlorobutadiene	180-77382-1	0.13	0.065	mg/L	U	0.13			Kaukauna	2018
Premium Solvent	Hexachlorobutadiene	180-77383-1	0.13	0.065	mg/L	U	0.13			Kaukauna	2018
Premium Solvent	Hexachlorobutadiene	180-77070-1	0.13	0.065	mg/L	U	0.13			Lackawanna	2018
Premium Solvent	Hexachlorobutadiene	180-80014-1	0.13	0.065	mg/L	U	0.13			Oklahoma City	2018
Premium Solvent	Hexachlorobutadiene	180-80848-1	0.13	0.065	mg/L	U	0.13			Sacramento	2018
Premium Solvent	Hexachlorobutadiene	180-81823-1	0.13	0.065	mg/L	U	0.13			Salisbury	2018
Premium Solvent	Hexachlorobutadiene	180-76988-1	0.13	0.065	mg/L	U	0.13			Salt Lake City	2018
Premium Solvent	Hexachlorobutadiene	180-78677-1	0.13	0.065	mg/L	U	0.13			Santa Ana	2018
Premium Solvent	Hexachlorobutadiene	180-78463-1	0.13	0.065	mg/L	U	0.13			St Pauls	2018
Premium Solvent	Hexachlorobutadiene	180-76683-1	0.13	0.065	mg/L	U	0.13			Syracuse	2018
Premium Solvent	Hexachlorobutadiene	180-79370-1	0.13	0.065	mg/L	U	0.13			Tampa	2018
Premium Solvent	Hexachlorobutadiene	180-78689-1	0.13	0.065	mg/L	U	0.13			Vinton	2018
Premium Solvent	Hexachlorobutadiene	180-76265-1	0.13	0.065	mg/L	U	0.13			Waukesha	2018
Premium Solvent	Hexachlorobutadiene	180-76266-1	0.13	0.065	mg/L	U	0.13			Waukesha	2018
Premium Solvent	Hexachlorobutadiene	180-76267-1	0.13	0.065	mg/L	U	0.13			Waukesha	2018
Premium Solvent	Hexachlorobutadiene	180-76262-1	0.13	0.065	mg/L	U	0.13			Wichita	2018
Premium Solvent	Hexachlorobutadiene	180-72259-2	0.13	0.065	mg/L	U	0.13			Chester	2018
Premium Solvent	Hexachlorobutadiene	180-72871-1	0.13	0.065	mg/L	U	0.13			Sacramento	2018
Premium Solvent	Hexachlorobutadiene	180-71540-1	0.13	0.065	mg/L	U	0.13			Salisbury	2018
Premium Solvent	Hexachlorobutadiene	180-71594-1	0.13	0.065	mg/L	U	0.13			Santa Ana	2018
Premium Solvent	Hexachlorobutadiene	180-74277-1	0.13	0.065	mg/L	U	0.13			Tallahassee	2018
Premium Solvent	Hexachlorobutadiene	180-65928-1	0.25	0.25	mg/L	p	0.13			Cohoes	2017
Premium Solvent	Hexachlorobutadiene	180-80012-1	20	10	mg/L	U	20			Oklahoma City	2018
Premium Solvent	Hexachloroethane	180-58611-1	0.09	0.045	mg/L	U	0.09			Sacremento	2016
Premium Solvent	Hexachloroethane	180-58744-1	0.13	0.065	mg/L	U	0.13			Albuquerque	2016

Premium Solvent	Hexachloroethane	180-52527-1	0.13	0.065	mg/L	U	0.13			Boise	2016
Premium Solvent	Hexachloroethane	180-53494-1	0.13	0.065	mg/L	U	0.13			Chandler	2016
Premium Solvent	Hexachloroethane	180-58394-1	0.13	0.065	mg/L	U	0.13			Charlotte	2016
Premium Solvent	Hexachloroethane	180-54771-1	0.13	0.065	mg/L	U	0.13			Chester	2016
Premium Solvent	Hexachloroethane	180-58680-1	0.13	0.065	mg/L	U	0.13			Clackamas	2016
Premium Solvent	Hexachloroethane	180-56685-1	0.13	0.065	mg/L	U	0.13			Farmington	2016
Premium Solvent	Hexachloroethane	180-53961-1	0.13	0.065	mg/L	U	0.13			Kaukauna	2016
Premium Solvent	Hexachloroethane	180-53962-1	0.13	0.065	mg/L	U	0.13			Kaukauna	2016
Premium Solvent	Hexachloroethane	180-53963-1	0.13	0.065	mg/L	U	0.13			Kaukauna	2016
Premium Solvent	Hexachloroethane	180-57964-1	0.13	0.065	mg/L	U	0.13			Omaha	2016
Premium Solvent	Hexachloroethane	180-56003-1	0.13	0.065	mg/L	U	0.13			St. Pauls	2016
Premium Solvent	Hexachloroethane	180-55533-1	0.13	0.065	mg/L	U	0.13			Syracuse	2016
Premium Solvent	Hexachloroethane	180-58138-1	0.13	0.065	mg/L	U	0.13			Tampa	2016
Premium Solvent	Hexachloroethane	180-58732-1	0.13	0.065	mg/L	U	0.13			Tulsa	2016
Premium Solvent	Hexachloroethane	180-58266-1	0.13	0.065	mg/L	U	0.13			Vinton	2016
Premium Solvent	Hexachloroethane	180-54672-1	0.13	0.065	mg/L	U	0.13			Waukesha	2016
Premium Solvent	Hexachloroethane	180-54673-1	0.13	0.065	mg/L	U	0.13			Waukesha	2016
Premium Solvent	Hexachloroethane	180-54674-1	0.13	0.065	mg/L	U	0.13			Waukesha	2016
Premium Solvent	Hexachloroethane	180-54675-1	0.13	0.065	mg/L	U	0.13			Waukesha	2016
Premium Solvent	Hexachloroethane	180-54676-1	0.13	0.065	mg/L	U	0.13			Waukesha	2016
Premium Solvent	Hexachloroethane	180-54677-1	0.13	0.065	mg/L	U	0.13			Waukesha	2016
Premium Solvent	Hexachloroethane	180-54678-1	0.13	0.065	mg/L	U	0.13			Waukesha	2016
Premium Solvent	Hexachloroethane	180-54679-1	0.13	0.065	mg/L	U	0.13			Waukesha	2016
Premium Solvent	Hexachloroethane	180-54680-1	0.13	0.065	mg/L	U	0.13			Waukesha	2016
Premium Solvent	Hexachloroethane	180-66650-1	0.13	0.065	mg/L	U *	0.13			Albuquerque	2017
Premium Solvent	Hexachloroethane	180-65687-1	0.13	0.065	mg/L	U	0.13			Archdale	2017
Premium Solvent	Hexachloroethane	180-65693-1	0.13	0.065	mg/L	U	0.13			Avon	2017
Premium Solvent	Hexachloroethane	180-64613-1	0.13	0.065	mg/L	U	0.13			Chandler	2017
Premium Solvent	Hexachloroethane	180-70321-1	0.13	0.065	mg/L	U	0.13			Chesapeake	2017
Premium Solvent	Hexachloroethane	180-69209-1	0.13	0.065	mg/L	U	0.13			Clackamas	2017
Premium Solvent	Hexachloroethane	180-68416-1	0.13	0.065	mg/L	U	0.13			Farmington	2017
Premium Solvent	Hexachloroethane	180-70383-1	0.13	0.065	mg/L	U	0.13			Grand Island	2017
Premium Solvent	Hexachloroethane	180-64751-1	0.13	0.065	mg/L	U *	0.13			Kaukauna	2017
Premium Solvent	Hexachloroethane	180-64752-1	0.13	0.065	mg/L	U *	0.13			Kaukauna	2017
Premium Solvent	Hexachloroethane	180-64753-1	0.13	0.065	mg/L	U *	0.13			Kaukauna	2017
Premium Solvent	Hexachloroethane	180-65696-1	0.13	0.065	mg/L	U	0.13			Lackawanna	2017
Premium Solvent	Hexachloroethane	180-69242-1	0.13	0.065	mg/L	U	0.13			Oklahoma City	2017
Premium Solvent	Hexachloroethane	180-69237-1	0.13	0.065	mg/L	U	0.13			Omaha	2017
Premium Solvent	Hexachloroethane	180-70392-1	0.13	0.065	mg/L	U	0.13			Raleigh	2017
Premium Solvent	Hexachloroethane	180-68772-1	0.13	0.065	mg/L	U	0.13			St Pauls	2017
Premium Solvent	Hexachloroethane	180-65396-1	0.13	0.065	mg/L	U	0.13			Syracuse	2017
Premium Solvent	Hexachloroethane	180-66253-1	0.13	0.065	mg/L	U	0.13			Vinton	2017
Premium Solvent	Hexachloroethane	180-68919-1	0.13	0.065	mg/L	U	0.13			Waukesha	2017
Premium Solvent	Hexachloroethane	180-68924-1	0.13	0.065	mg/L	U	0.13			Waukesha	2017
Premium Solvent	Hexachloroethane	180-68925-1	0.13	0.065	mg/L	U	0.13			Waukesha	2017
Premium Solvent	Hexachloroethane	180-64796-1	0.13	0.065	mg/L	U *	0.13			Wichita	2017
Premium Solvent	Hexachloroethane	180-60141-1	0.13	0.065	mg/L	U	0.13			Avon	2017
Premium Solvent	Hexachloroethane	180-60012-1	0.13	0.065	mg/L	U	0.13			Chesapeake	2017
Premium Solvent	Hexachloroethane	180-59840-1	0.13	0.065	mg/L	U	0.13			Cohoes	2017
Premium Solvent	Hexachloroethane	180-59969-1	0.13	0.065	mg/L	U	0.13	52	88	Lackawanna	2017
Premium Solvent	Hexachloroethane	180-60895-1	0.13	0.065	mg/L	U	0.13			Archdale	2017
Premium Solvent	Hexachloroethane	180-60618-1	0.13	0.065	mg/L	U	0.13			Barre	2017
Premium Solvent	Hexachloroethane	180-81014-1	0.13	0.065	mg/L	U H	0.13			Albuquerque	2018
Premium Solvent	Hexachloroethane	180-77400-1	0.13	0.065	mg/L	U	0.13			Archdale	2018
Premium Solvent	Hexachloroethane	180-80742-1	0.13	0.065	mg/L	U	0.13			Avon	2018
Premium Solvent	Hexachloroethane	180-81163-1	0.13	0.065	mg/L	U	0.13			Barre	2018
Premium Solvent	Hexachloroethane	180-77125-1	0.13	0.065	mg/L	U	0.13			Boise	2018
Premium Solvent	Hexachloroethane	180-77004-1	0.13	0.065	mg/L	U	0.13			Chandler	2018
Premium Solvent	Hexachloroethane	180-77391-1	0.13	0.065	mg/L	U	0.13			Chester	2018
Premium Solvent	Hexachloroethane	180-82330-1	0.13	0.065	mg/L	U	0.13			Clackamas	2018
Premium Solvent	Hexachloroethane	180-77710-1	0.13	0.065	mg/L	U	0.13			Cohoes	2018
Premium Solvent	Hexachloroethane	180-81146-1	0.13	0.065	mg/L	U	0.13			Farmington	2018
Premium Solvent	Hexachloroethane	180-77381-1	0.13	0.065	mg/L	U	0.13			Kaukauna	2018
Premium Solvent	Hexachloroethane	180-77382-1	0.13	0.065	mg/L	U	0.13			Kaukauna	2018
Premium Solvent	Hexachloroethane	180-77383-1	0.13	0.065	mg/L	U	0.13			Kaukauna	2018
Premium Solvent	Hexachloroethane	180-77070-1	0.13	0.065	mg/L	U	0.13			Lackawanna	2018
Premium Solvent	Hexachloroethane	180-80014-1	0.13	0.065	mg/L	U	0.13			Oklahoma City	2018

Premium Solvent	Hexachloroethane	180-80848-1	0.13	0.065	mg/L	U	0.13	Sacramento	2018
Premium Solvent	Hexachloroethane	180-81823-1	0.13	0.065	mg/L	U	0.13	Salisbury	2018
Premium Solvent	Hexachloroethane	180-76988-1	0.13	0.065	mg/L	U	0.13	Salt Lake City	2018
Premium Solvent	Hexachloroethane	180-78677-1	0.13	0.065	mg/L	U	0.13	Santa Ana	2018
Premium Solvent	Hexachloroethane	180-78463-1	0.13	0.065	mg/L	U	0.13	St Pauls	2018
Premium Solvent	Hexachloroethane	180-76683-1	0.13	0.065	mg/L	U	0.13	Syracuse	2018
Premium Solvent	Hexachloroethane	180-79370-1	0.13	0.065	mg/L	U	0.13	Tampa	2018
Premium Solvent	Hexachloroethane	180-78689-1	0.13	0.065	mg/L	U	0.13	Vinton	2018
Premium Solvent	Hexachloroethane	180-76265-1	0.13	0.065	mg/L	U	0.13	Waukesha	2018
Premium Solvent	Hexachloroethane	180-76266-1	0.13	0.065	mg/L	U	0.13	Waukesha	2018
Premium Solvent	Hexachloroethane	180-76267-1	0.13	0.065	mg/L	U	0.13	Waukesha	2018
Premium Solvent	Hexachloroethane	180-76262-1	0.13	0.065	mg/L	U	0.13	Wichita	2018
Premium Solvent	Hexachloroethane	180-72259-2	0.13	0.065	mg/L	U	0.13	Chester	2018
Premium Solvent	Hexachloroethane	180-72871-1	0.13	0.065	mg/L	U	0.13	Sacramento	2018
Premium Solvent	Hexachloroethane	180-71540-1	0.13	0.065	mg/L	U	0.13	Salisbury	2018
Premium Solvent	Hexachloroethane	180-71594-1	0.13	0.065	mg/L	U	0.13	Santa Ana	2018
Premium Solvent	Hexachloroethane	180-74277-1	0.13	0.065	mg/L	U	0.13	Tallahassee	2018
Premium Solvent	Hexachloroethane	180-65928-1	1.7	1.7	mg/L		0.13	Cohoes	2017
Premium Solvent	Hexachloroethane	180-80012-1	20	10	mg/L	U	20	Oklahoma City	2018
Premium Solvent	Lead	180-53963-1	0.25	0.25	mg/L	J	1	Kaukauna	2016
Premium Solvent	Lead	180-58611-1	0.58	0.29	mg/L	U	0.58	Sacramento	2016
Premium Solvent	Lead	180-70392-1	0.29	0.29	mg/L	J	1	Raleigh	2017
Premium Solvent	Lead	180-78689-1	0.33	0.33	mg/L	J	1	Vinton	2018
Premium Solvent	Lead	180-70383-1	0.34	0.34	mg/L	J	1	Grand Island	2017
Premium Solvent	Lead	180-81014-1	0.34	0.34	mg/L	J	1	Albuquerque	2018
Premium Solvent	Lead	180-77070-1	0.34	0.34	mg/L	J	1	Lackawanna	2018
Premium Solvent	Lead	180-54679-1	0.35	0.35	mg/L	J	1	Waukesha	2016
Premium Solvent	Lead	180-52527-1	0.36	0.36	mg/L	J	1	Boise	2016
Premium Solvent	Lead	180-56003-1	0.37	0.37	mg/L	J	1	St. Pauls	2016
Premium Solvent	Lead	180-68772-1	0.37	0.37	mg/L	J	1	St Pauls	2017
Premium Solvent	Lead	180-60141-1	0.41	0.41	mg/L	J	1	Avon	2017
Premium Solvent	Lead	180-77391-1	0.41	0.41	mg/L	J	1	Chester	2018
Premium Solvent	Lead	180-69237-1	0.42	0.42	mg/L	J	1	Omaha	2017
Premium Solvent	Lead	180-54771-1	0.48	0.48	mg/L	J	1	Chester	2016
Premium Solvent	Lead	180-66253-1	0.48	0.48	mg/L	J	1	Vinton	2017
Premium Solvent	Lead	180-77400-1	0.48	0.48	mg/L	J	1	Archdale	2018
Premium Solvent	Lead	180-53494-1	1	0.5	mg/L	U	1	Chandler	2016
Premium Solvent	Lead	180-58394-1	1	0.5	mg/L	U	1	Charlotte	2016
Premium Solvent	Lead	180-58680-1	1	0.5	mg/L	U	1	Clackamas	2016
Premium Solvent	Lead	180-56685-1	1	0.5	mg/L	U	1	Farmington	2016
Premium Solvent	Lead	180-53961-1	1	0.5	mg/L	U	1	Kaukauna	2016
Premium Solvent	Lead	180-58138-1	1	0.5	mg/L	U	1	Tampa	2016
Premium Solvent	Lead	180-58732-1	1	0.5	mg/L	U	1	Tulsa	2016
Premium Solvent	Lead	180-58266-1	1	0.5	mg/L	U	1	Vinton	2016
Premium Solvent	Lead	180-54672-1	1	0.5	mg/L	U	1	Waukesha	2016
Premium Solvent	Lead	180-54674-1	1	0.5	mg/L	U	1	Waukesha	2016
Premium Solvent	Lead	180-54675-1	1	0.5	mg/L	U	1	Waukesha	2016
Premium Solvent	Lead	180-54676-1	1	0.5	mg/L	U	1	Waukesha	2016
Premium Solvent	Lead	180-54678-1	1	0.5	mg/L	U	1	Waukesha	2016
Premium Solvent	Lead	180-66650-1	1	0.5	mg/L	U	1	Albuquerque	2017
Premium Solvent	Lead	180-65687-1	1	0.5	mg/L	U	1	Archdale	2017
Premium Solvent	Lead	180-65693-1	1	0.5	mg/L	U	1	Avon	2017
Premium Solvent	Lead	180-64613-1	1	0.5	mg/L	U	1	Chandler	2017
Premium Solvent	Lead	180-70321-1	1	0.5	mg/L	U	1	Chesapeake	2017
Premium Solvent	Lead	180-69209-1	1	0.5	mg/L	U	1	Clackamas	2017
Premium Solvent	Lead	180-68416-1	1	0.5	mg/L	U	1	Farmington	2017
Premium Solvent	Lead	180-64751-1	1	0.5	mg/L	U	1	Kaukauna	2017
Premium Solvent	Lead	180-64753-1	1	0.5	mg/L	U	1	Kaukauna	2017
Premium Solvent	Lead	180-68919-1	1	0.5	mg/L	U	1	Waukesha	2017
Premium Solvent	Lead	180-64796-1	0.5	0.5	mg/L	J	1	Wichita	2017
Premium Solvent	Lead	180-60012-1	1	0.5	mg/L	U	1	Chesapeake	2017
Premium Solvent	Lead	180-59840-1	1	0.5	mg/L	U	1	Cohoes	2017
Premium Solvent	Lead	180-59969-1	1	0.5	mg/L	U	1	Lackawanna	2017
Premium Solvent	Lead	180-60895-1	1	0.5	mg/L	U	1	Archdale	2017
Premium Solvent	Lead	180-80742-1	1	0.5	mg/L	U	1	Avon	2018
Premium Solvent	Lead	180-82330-1	1	0.5	mg/L	U	1	Clackamas	2018
Premium Solvent	Lead	180-77710-1	1	0.5	mg/L	U	1	Cohoes	2018

Premium Solvent	Lead	180-77381-1	1	0.5	mg/L	U	1			Kaukauna	2018
Premium Solvent	Lead	180-77382-1	1	0.5	mg/L	U	1			Kaukauna	2018
Premium Solvent	Lead	180-77383-1	1	0.5	mg/L	U	1			Kaukauna	2018
Premium Solvent	Lead	180-80012-1	1	0.5	mg/L	U	1	52	88	Oklahoma City	2018
Premium Solvent	Lead	180-80014-1	1	0.5	mg/L	U	1			Oklahoma City	2018
Premium Solvent	Lead	180-80848-1	1	0.5	mg/L	U	1			Sacramento	2018
Premium Solvent	Lead	180-81823-1	1	0.5	mg/L	U	1			Salisbury	2018
Premium Solvent	Lead	180-78677-1	1	0.5	mg/L	U	1			Santa Ana	2018
Premium Solvent	Lead	180-78463-1	1	0.5	mg/L	U	1			St Pauls	2018
Premium Solvent	Lead	180-76265-1	1	0.5	mg/L	U	1			Waukesha	2018
Premium Solvent	Lead	180-76266-1	1	0.5	mg/L	U	1			Waukesha	2018
Premium Solvent	Lead	180-76267-1	1	0.5	mg/L	U	1			Waukesha	2018
Premium Solvent	Lead	180-76262-1	1	0.5	mg/L	U	1			Wichita	2018
Premium Solvent	Lead	180-71540-1	1	0.5	mg/L	U	1			Salisbury	2018
Premium Solvent	Lead	180-74277-1	1	0.5	mg/L	U	1			Tallahassee	2018
Premium Solvent	Lead	180-55533-1	0.58	0.58	mg/L	J	1			Syracuse	2016
Premium Solvent	Lead	180-72871-1	0.61	0.61	mg/L	J	1			Sacramento	2018
Premium Solvent	Lead	180-69242-1	0.62	0.62	mg/L	J	1			Oklahoma City	2017
Premium Solvent	Lead	180-53962-1	1	1	mg/L		1			Kaukauna	2016
Premium Solvent	Lead	180-68924-1	1	1	mg/L		1			Waukesha	2017
Premium Solvent	Lead	180-54677-1	1.2	1.2	mg/L		1			Waukesha	2016
Premium Solvent	Lead	180-71594-1	1.2	1.2	mg/L		1			Santa Ana	2018
Premium Solvent	Lead	180-81163-1	2.1	2.1	mg/L		1			Barre	2018
Premium Solvent	Lead	180-77004-1	2.1	2.1	mg/L		1			Chandler	2018
Premium Solvent	Lead	180-76988-1	2.2	2.2	mg/L		1			Salt Lake City	2018
Premium Solvent	Lead	180-77125-1	2.5	2.5	mg/L		1			Boise	2018
Premium Solvent	Lead	180-65928-1	3	3	mg/L		1			Cohoes	2017
Premium Solvent	Lead	180-81146-1	3	3	mg/L		1			Farmington	2018
Premium Solvent	Lead	180-76683-1	3.2	3.2	mg/L		1			Syracuse	2018
Premium Solvent	Lead	180-65396-1	3.7	3.7	mg/L		1			Syracuse	2017
Premium Solvent	Lead	180-58744-1	3.9	3.9	mg/L		1			Albuquerque	2016
Premium Solvent	Lead	180-72259-2	6.8	6.8	mg/L		1			Chester	2018
Premium Solvent	Lead	180-54680-1	7.5	7.5	mg/L		1			Waukesha	2016
Premium Solvent	Lead	180-79370-1	7.9	7.9	mg/L		1			Tampa	2018
Premium Solvent	Lead	180-54673-1	8.8	8.8	mg/L		1			Waukesha	2016
Premium Solvent	Lead	180-57964-1	16	16	mg/L		1			Omaha	2016
Premium Solvent	Lead	180-60618-1	16	16	mg/L		1			Barre	2017
Premium Solvent	Lead	180-64752-1	22	22	mg/L		1			Kaukauna	2017
Premium Solvent	Lead	180-65696-1	53	53	mg/L		1			Lackawanna	2017
Premium Solvent	Lead	180-68925-1	80	80	mg/L		1			Waukesha	2017
Premium Solvent	Mercury	180-58611-1	0.0054	0.0054	mg/L	J	0.019			Sacremento	2016
Premium Solvent	Mercury	180-76683-1	0.017	0.0085	mg/L	U	0.017			Syracuse	2018
Premium Solvent	Mercury	180-58394-1	0.0087	0.0087	mg/L	J B	0.033			Charlotte	2016
Premium Solvent	Mercury	180-58266-1	0.0087	0.0087	mg/L	J B	0.033			Vinton	2016
Premium Solvent	Mercury	180-58138-1	0.009	0.009	mg/L	J B	0.033			Tampa	2016
Premium Solvent	Mercury	180-58680-1	0.0094	0.0094	mg/L	J B	0.033			Clackamas	2016
Premium Solvent	Mercury	180-59969-1	0.011	0.011	mg/L	J	0.033			Lackawanna	2017
Premium Solvent	Mercury	180-57964-1	0.012	0.012	mg/L	J	0.033			Omaha	2016
Premium Solvent	Mercury	180-58744-1	0.033	0.0165	mg/L	U	0.033			Albuquerque	2016
Premium Solvent	Mercury	180-52527-1	0.033	0.0165	mg/L	U	0.033			Boise	2016
Premium Solvent	Mercury	180-53494-1	0.033	0.0165	mg/L	U	0.033			Chandler	2016
Premium Solvent	Mercury	180-54771-1	0.033	0.0165	mg/L	U	0.033			Chester	2016
Premium Solvent	Mercury	180-56685-1	0.033	0.0165	mg/L	U	0.033			Farmington	2016
Premium Solvent	Mercury	180-53961-1	0.033	0.0165	mg/L	U	0.033			Kaukauna	2016
Premium Solvent	Mercury	180-53962-1	0.033	0.0165	mg/L	U	0.033			Kaukauna	2016
Premium Solvent	Mercury	180-53963-1	0.033	0.0165	mg/L	U	0.033			Kaukauna	2016
Premium Solvent	Mercury	180-56003-1	0.033	0.0165	mg/L	U	0.033			St. Pauls	2016
Premium Solvent	Mercury	180-55533-1	0.033	0.0165	mg/L	U	0.033			Syracuse	2016
Premium Solvent	Mercury	180-58732-1	0.033	0.0165	mg/L	U	0.033			Tulsa	2016
Premium Solvent	Mercury	180-54672-1	0.033	0.0165	mg/L	U	0.033			Waukesha	2016
Premium Solvent	Mercury	180-54673-1	0.033	0.0165	mg/L	U	0.033			Waukesha	2016
Premium Solvent	Mercury	180-54674-1	0.033	0.0165	mg/L	U	0.033			Waukesha	2016
Premium Solvent	Mercury	180-54675-1	0.033	0.0165	mg/L	U	0.033			Waukesha	2016
Premium Solvent	Mercury	180-54676-1	0.033	0.0165	mg/L	U	0.033			Waukesha	2016
Premium Solvent	Mercury	180-54677-1	0.033	0.0165	mg/L	U	0.033			Waukesha	2016
Premium Solvent	Mercury	180-54678-1	0.033	0.0165	mg/L	U	0.033			Waukesha	2016
Premium Solvent	Mercury	180-54679-1	0.033	0.0165	mg/L	U	0.033			Waukesha	2016

Premium Solvent	Mercury	180-54680-1	0.033	0.0165	mg/L	U	0.033			Waukesha	2016
Premium Solvent	Mercury	180-66650-1	0.033	0.0165	mg/L	U	0.033			Albuquerque	2017
Premium Solvent	Mercury	180-65687-1	0.033	0.0165	mg/L	U	0.033			Archdale	2017
Premium Solvent	Mercury	180-65693-1	0.033	0.0165	mg/L	U	0.033			Avon	2017
Premium Solvent	Mercury	180-64613-1	0.033	0.0165	mg/L	U	0.033			Chandler	2017
Premium Solvent	Mercury	180-70321-1	0.033	0.0165	mg/L	U	0.033			Chesapeake	2017
Premium Solvent	Mercury	180-69209-1	0.033	0.0165	mg/L	U	0.033			Clackamas	2017
Premium Solvent	Mercury	180-65928-1	0.033	0.0165	mg/L	U	0.033			Cohoes	2017
Premium Solvent	Mercury	180-68416-1	0.033	0.0165	mg/L	U *	0.033			Farmington	2017
Premium Solvent	Mercury	180-70383-1	0.033	0.0165	mg/L	U	0.033			Grand Island	2017
Premium Solvent	Mercury	180-64751-1	0.033	0.0165	mg/L	U	0.033			Kaukauna	2017
Premium Solvent	Mercury	180-64752-1	0.033	0.0165	mg/L	U	0.033			Kaukauna	2017
Premium Solvent	Mercury	180-64753-1	0.033	0.0165	mg/L	U	0.033			Kaukauna	2017
Premium Solvent	Mercury	180-65696-1	0.033	0.0165	mg/L	U	0.033			Lackawanna	2017
Premium Solvent	Mercury	180-69242-1	0.033	0.0165	mg/L	U	0.033			Oklahoma City	2017
Premium Solvent	Mercury	180-69237-1	0.033	0.0165	mg/L	U	0.033			Omaha	2017
Premium Solvent	Mercury	180-70392-1	0.033	0.0165	mg/L	U	0.033			Raleigh	2017
Premium Solvent	Mercury	180-68772-1	0.033	0.0165	mg/L	U	0.033			St Pauls	2017
Premium Solvent	Mercury	180-65396-1	0.033	0.0165	mg/L	U	0.033			Syracuse	2017
Premium Solvent	Mercury	180-66253-1	0.033	0.0165	mg/L	U	0.033			Vinton	2017
Premium Solvent	Mercury	180-68919-1	0.033	0.0165	mg/L	U	0.033			Waukesha	2017
Premium Solvent	Mercury	180-68924-1	0.033	0.0165	mg/L	U	0.033			Waukesha	2017
Premium Solvent	Mercury	180-68925-1	0.033	0.0165	mg/L	U	0.033			Waukesha	2017
Premium Solvent	Mercury	180-64796-1	0.033	0.0165	mg/L	U	0.033			Wichita	2017
Premium Solvent	Mercury	180-60141-1	0.033	0.0165	mg/L	U F1	0.033	52	88	Avon	2017
Premium Solvent	Mercury	180-60012-1	0.033	0.0165	mg/L	U	0.033			Chesapeake	2017
Premium Solvent	Mercury	180-59840-1	0.033	0.0165	mg/L	U F1	0.033			Cohoes	2017
Premium Solvent	Mercury	180-60895-1	0.033	0.0165	mg/L	U F1	0.033			Archdale	2017
Premium Solvent	Mercury	180-60618-1	0.033	0.0165	mg/L	U F1 F2	0.033			Barre	2017
Premium Solvent	Mercury	180-81014-1	0.033	0.0165	mg/L	U	0.033			Albuquerque	2018
Premium Solvent	Mercury	180-77400-1	0.033	0.0165	mg/L	U	0.033			Archdale	2018
Premium Solvent	Mercury	180-80742-1	0.033	0.0165	mg/L	U	0.033			Avon	2018
Premium Solvent	Mercury	180-81163-1	0.033	0.0165	mg/L	U	0.033			Barre	2018
Premium Solvent	Mercury	180-77125-1	0.033	0.0165	mg/L	U	0.033			Boise	2018
Premium Solvent	Mercury	180-77004-1	0.033	0.0165	mg/L	U	0.033			Chandler	2018
Premium Solvent	Mercury	180-77391-1	0.033	0.0165	mg/L	U	0.033			Chester	2018
Premium Solvent	Mercury	180-82330-1	0.033	0.0165	mg/L	U F1	0.033			Clackamas	2018
Premium Solvent	Mercury	180-77710-1	0.033	0.0165	mg/L	U	0.033			Cohoes	2018
Premium Solvent	Mercury	180-81146-1	0.033	0.0165	mg/L	U	0.033			Farmington	2018
Premium Solvent	Mercury	180-77381-1	0.033	0.0165	mg/L	U	0.033			Kaukauna	2018
Premium Solvent	Mercury	180-77382-1	0.033	0.0165	mg/L	U	0.033			Kaukauna	2018
Premium Solvent	Mercury	180-77383-1	0.033	0.0165	mg/L	U	0.033			Kaukauna	2018
Premium Solvent	Mercury	180-77070-1	0.033	0.0165	mg/L	U	0.033			Lackawanna	2018
Premium Solvent	Mercury	180-80012-1	0.033	0.0165	mg/L	U	0.033			Oklahoma City	2018
Premium Solvent	Mercury	180-80014-1	0.033	0.0165	mg/L	U	0.033			Oklahoma City	2018
Premium Solvent	Mercury	180-80848-1	0.033	0.0165	mg/L	U ^	0.033			Sacramento	2018
Premium Solvent	Mercury	180-81823-1	0.033	0.0165	mg/L	U F1	0.033			Salisbury	2018
Premium Solvent	Mercury	180-76988-1	0.033	0.0165	mg/L	U	0.033			Salt Lake City	2018
Premium Solvent	Mercury	180-78677-1	0.033	0.0165	mg/L	U	0.033			Santa Ana	2018
Premium Solvent	Mercury	180-78463-1	0.033	0.0165	mg/L	U	0.033			St Pauls	2018
Premium Solvent	Mercury	180-79370-1	0.033	0.0165	mg/L	U	0.033			Tampa	2018
Premium Solvent	Mercury	180-78689-1	0.033	0.0165	mg/L	U	0.033			Vinton	2018
Premium Solvent	Mercury	180-76265-1	0.033	0.0165	mg/L	U	0.033			Waukesha	2018
Premium Solvent	Mercury	180-76266-1	0.033	0.0165	mg/L	U	0.033			Waukesha	2018
Premium Solvent	Mercury	180-76267-1	0.033	0.0165	mg/L	U	0.033			Waukesha	2018
Premium Solvent	Mercury	180-76262-1	0.033	0.0165	mg/L	U	0.033			Wichita	2018
Premium Solvent	Mercury	180-72259-2	0.033	0.0165	mg/L	U	0.033			Chester	2018
Premium Solvent	Mercury	180-72871-1	0.033	0.0165	mg/L	U	0.033			Sacramento	2018
Premium Solvent	Mercury	180-71540-1	0.033	0.0165	mg/L	U	0.033			Salisbury	2018
Premium Solvent	Mercury	180-71594-1	0.033	0.0165	mg/L	U	0.033			Santa Ana	2018
Premium Solvent	Mercury	180-74277-1	0.033	0.0165	mg/L	U	0.033			Tallahassee	2018
Premium Solvent	Methylphenol, 3 & 4	180-58611-1	0.56	0.28	mg/L	U	0.56			Sacremento	2016
Premium Solvent	Methylphenol, 3 & 4	180-58744-1	1	0.5	mg/L	U	1			Albuquerque	2016
Premium Solvent	Methylphenol, 3 & 4	180-52527-1	1	0.5	mg/L	U	1			Boise	2016
Premium Solvent	Methylphenol, 3 & 4	180-53494-1	1	0.5	mg/L	U	1			Chandler	2016
Premium Solvent	Methylphenol, 3 & 4	180-58394-1	1	0.5	mg/L	U	1			Charlotte	2016
Premium Solvent	Methylphenol, 3 & 4	180-54771-1	1	0.5	mg/L	U	1			Chester	2016

Premium Solvent	Methylphenol, 3 & 4	180-58680-1	1	0.5	mg/L	U	1			Clackamas	2016
Premium Solvent	Methylphenol, 3 & 4	180-56685-1	1	0.5	mg/L	U	1			Farmington	2016
Premium Solvent	Methylphenol, 3 & 4	180-53961-1	1	0.5	mg/L	U	1			Kaukauna	2016
Premium Solvent	Methylphenol, 3 & 4	180-53962-1	1	0.5	mg/L	U	1			Kaukauna	2016
Premium Solvent	Methylphenol, 3 & 4	180-53963-1	1	0.5	mg/L	U	1			Kaukauna	2016
Premium Solvent	Methylphenol, 3 & 4	180-57964-1	1	0.5	mg/L	U	1			Omaha	2016
Premium Solvent	Methylphenol, 3 & 4	180-56003-1	1	0.5	mg/L	U	1			St. Pauls	2016
Premium Solvent	Methylphenol, 3 & 4	180-55533-1	1	0.5	mg/L	U	1			Syracuse	2016
Premium Solvent	Methylphenol, 3 & 4	180-58138-1	1	0.5	mg/L	U	1			Tampa	2016
Premium Solvent	Methylphenol, 3 & 4	180-58732-1	1	0.5	mg/L	U	1			Tulsa	2016
Premium Solvent	Methylphenol, 3 & 4	180-58266-1	1	0.5	mg/L	U	1			Vinton	2016
Premium Solvent	Methylphenol, 3 & 4	180-54672-1	1	0.5	mg/L	U	1			Waukesha	2016
Premium Solvent	Methylphenol, 3 & 4	180-54673-1	1	0.5	mg/L	U	1			Waukesha	2016
Premium Solvent	Methylphenol, 3 & 4	180-54674-1	1	0.5	mg/L	U	1			Waukesha	2016
Premium Solvent	Methylphenol, 3 & 4	180-54675-1	1	0.5	mg/L	U	1			Waukesha	2016
Premium Solvent	Methylphenol, 3 & 4	180-54676-1	1	0.5	mg/L	U	1			Waukesha	2016
Premium Solvent	Methylphenol, 3 & 4	180-54677-1	1	0.5	mg/L	U	1			Waukesha	2016
Premium Solvent	Methylphenol, 3 & 4	180-54678-1	1	0.5	mg/L	U	1			Waukesha	2016
Premium Solvent	Methylphenol, 3 & 4	180-54679-1	1	0.5	mg/L	U	1			Waukesha	2016
Premium Solvent	Methylphenol, 3 & 4	180-54680-1	1	0.5	mg/L	U	1			Waukesha	2016
Premium Solvent	Methylphenol, 3 & 4	180-66650-1	1	0.5	mg/L	U	1			Albuquerque	2017
Premium Solvent	Methylphenol, 3 & 4	180-65687-1	1	0.5	mg/L	U	1			Archdale	2017
Premium Solvent	Methylphenol, 3 & 4	180-65693-1	1	0.5	mg/L	U	1			Avon	2017
Premium Solvent	Methylphenol, 3 & 4	180-64613-1	1	0.5	mg/L	U	1			Chandler	2017
Premium Solvent	Methylphenol, 3 & 4	180-70321-1	1	0.5	mg/L	U	1			Chesapeake	2017
Premium Solvent	Methylphenol, 3 & 4	180-69209-1	1	0.5	mg/L	U	1			Clackamas	2017
Premium Solvent	Methylphenol, 3 & 4	180-65928-1	1	0.5	mg/L	U	1			Cohoes	2017
Premium Solvent	Methylphenol, 3 & 4	180-68416-1	1	0.5	mg/L	U	1			Farmington	2017
Premium Solvent	Methylphenol, 3 & 4	180-70383-1	1	0.5	mg/L	U	1			Grand Island	2017
Premium Solvent	Methylphenol, 3 & 4	180-64751-1	1	0.5	mg/L	U	1			Kaukauna	2017
Premium Solvent	Methylphenol, 3 & 4	180-64752-1	1	0.5	mg/L	U	1			Kaukauna	2017
Premium Solvent	Methylphenol, 3 & 4	180-64753-1	1	0.5	mg/L	U	1			Kaukauna	2017
Premium Solvent	Methylphenol, 3 & 4	180-65696-1	1	0.5	mg/L	U	1			Lackawanna	2017
Premium Solvent	Methylphenol, 3 & 4	180-69242-1	1	0.5	mg/L	U	1			Oklahoma City	2017
Premium Solvent	Methylphenol, 3 & 4	180-69237-1	1	0.5	mg/L	U	1			Omaha	2017
Premium Solvent	Methylphenol, 3 & 4	180-70392-1	1	0.5	mg/L	U	1			Raleigh	2017
Premium Solvent	Methylphenol, 3 & 4	180-68772-1	1	0.5	mg/L	U	1			St Pauls	2017
Premium Solvent	Methylphenol, 3 & 4	180-65396-1	1	0.5	mg/L	U	1			Syracuse	2017
Premium Solvent	Methylphenol, 3 & 4	180-66253-1	1	0.5	mg/L	U	1			Vinton	2017
Premium Solvent	Methylphenol, 3 & 4	180-68919-1	1	0.5	mg/L	U	1			Waukesha	2017
Premium Solvent	Methylphenol, 3 & 4	180-68924-1	1	0.5	mg/L	U	1			Waukesha	2017
Premium Solvent	Methylphenol, 3 & 4	180-68925-1	1	0.5	mg/L	U	1			Waukesha	2017
Premium Solvent	Methylphenol, 3 & 4	180-64796-1	1	0.5	mg/L	U	1			Wichita	2017
Premium Solvent	Methylphenol, 3 & 4	180-60141-1	1	0.5	mg/L	U	1			Avon	2017
Premium Solvent	Methylphenol, 3 & 4	180-60012-1	1	0.5	mg/L	U	1			Chesapeake	2017
Premium Solvent	Methylphenol, 3 & 4	180-59840-1	1	0.5	mg/L	U	1	52	88	Cohoes	2017
Premium Solvent	Methylphenol, 3 & 4	180-59969-1	1	0.5	mg/L	U	1			Lackawanna	2017
Premium Solvent	Methylphenol, 3 & 4	180-60895-1	1	0.5	mg/L	U	1			Archdale	2017
Premium Solvent	Methylphenol, 3 & 4	180-60618-1	1	0.5	mg/L	U	1			Barre	2017
Premium Solvent	Methylphenol, 3 & 4	180-81014-1	1	0.5	mg/L	U H	1			Albuquerque	2018
Premium Solvent	Methylphenol, 3 & 4	180-77400-1	1	0.5	mg/L	U	1			Archdale	2018
Premium Solvent	Methylphenol, 3 & 4	180-80742-1	1	0.5	mg/L	U	1			Avon	2018
Premium Solvent	Methylphenol, 3 & 4	180-81163-1	1	0.5	mg/L	U	1			Barre	2018
Premium Solvent	Methylphenol, 3 & 4	180-77125-1	1	0.5	mg/L	U	1			Boise	2018
Premium Solvent	Methylphenol, 3 & 4	180-77004-1	1	0.5	mg/L	U	1			Chandler	2018
Premium Solvent	Methylphenol, 3 & 4	180-77391-1	1	0.5	mg/L	U	1			Chester	2018
Premium Solvent	Methylphenol, 3 & 4	180-82330-1	1	0.5	mg/L	U	1			Clackamas	2018
Premium Solvent	Methylphenol, 3 & 4	180-77710-1	1	0.5	mg/L	U	1			Cohoes	2018
Premium Solvent	Methylphenol, 3 & 4	180-81146-1	1	0.5	mg/L	U	1			Farmington	2018
Premium Solvent	Methylphenol, 3 & 4	180-77381-1	1	0.5	mg/L	U	1			Kaukauna	2018
Premium Solvent	Methylphenol, 3 & 4	180-77382-1	1	0.5	mg/L	U	1			Kaukauna	2018
Premium Solvent	Methylphenol, 3 & 4	180-77383-1	1	0.5	mg/L	U	1			Kaukauna	2018
Premium Solvent	Methylphenol, 3 & 4	180-77070-1	1	0.5	mg/L	U	1			Lackawanna	2018
Premium Solvent	Methylphenol, 3 & 4	180-80014-1	1	0.5	mg/L	U	1			Oklahoma City	2018
Premium Solvent	Methylphenol, 3 & 4	180-80848-1	1	0.5	mg/L	U	1			Sacramento	2018
Premium Solvent	Methylphenol, 3 & 4	180-81823-1	1	0.5	mg/L	U	1			Salisbury	2018
Premium Solvent	Methylphenol, 3 & 4	180-76988-1	1	0.5	mg/L	U	1			Salt Lake City	2018

Premium Solvent	Methylphenol, 3 & 4	180-78677-1	1	0.5	mg/L	U	1			Santa Ana	2018
Premium Solvent	Methylphenol, 3 & 4	180-78463-1	1	0.5	mg/L	U	1			St Pauls	2018
Premium Solvent	Methylphenol, 3 & 4	180-76683-1	1	0.5	mg/L	U	1			Syracuse	2018
Premium Solvent	Methylphenol, 3 & 4	180-79370-1	1	0.5	mg/L	U	1			Tampa	2018
Premium Solvent	Methylphenol, 3 & 4	180-78689-1	1	0.5	mg/L	U	1			Vinton	2018
Premium Solvent	Methylphenol, 3 & 4	180-76265-1	1	0.5	mg/L	U	1			Waukesha	2018
Premium Solvent	Methylphenol, 3 & 4	180-76266-1	1	0.5	mg/L	U	1			Waukesha	2018
Premium Solvent	Methylphenol, 3 & 4	180-76267-1	1	0.5	mg/L	U	1			Waukesha	2018
Premium Solvent	Methylphenol, 3 & 4	180-76262-1	1	0.5	mg/L	U	1			Wichita	2018
Premium Solvent	Methylphenol, 3 & 4	180-72259-2	1	0.5	mg/L	U	1			Chester	2018
Premium Solvent	Methylphenol, 3 & 4	180-72871-1	1	0.5	mg/L	U	1			Sacramento	2018
Premium Solvent	Methylphenol, 3 & 4	180-71540-1	1	0.5	mg/L	U	1			Salisbury	2018
Premium Solvent	Methylphenol, 3 & 4	180-71594-1	1	0.5	mg/L	U	1			Santa Ana	2018
Premium Solvent	Methylphenol, 3 & 4	180-74277-1	1	0.5	mg/L	U	1			Tallahassee	2018
Premium Solvent	Methylphenol, 3 & 4	180-80012-1	20	10	mg/L	U	20			Oklahoma City	2018
Premium Solvent	Nitrobenzene	180-58611-1	0.56	0.28	mg/L	U	0.56			Sacramento	2016
Premium Solvent	Nitrobenzene	180-58744-1	1	0.5	mg/L	U	1			Albuquerque	2016
Premium Solvent	Nitrobenzene	180-52527-1	1	0.5	mg/L	U	1			Boise	2016
Premium Solvent	Nitrobenzene	180-53494-1	1	0.5	mg/L	U	1			Chandler	2016
Premium Solvent	Nitrobenzene	180-58394-1	1	0.5	mg/L	U	1			Charlotte	2016
Premium Solvent	Nitrobenzene	180-54771-1	1	0.5	mg/L	U	1			Chester	2016
Premium Solvent	Nitrobenzene	180-58680-1	1	0.5	mg/L	U	1			Clackamas	2016
Premium Solvent	Nitrobenzene	180-56685-1	1	0.5	mg/L	U	1			Farmington	2016
Premium Solvent	Nitrobenzene	180-53961-1	1	0.5	mg/L	U	1			Kaukauna	2016
Premium Solvent	Nitrobenzene	180-53962-1	1	0.5	mg/L	U	1			Kaukauna	2016
Premium Solvent	Nitrobenzene	180-53963-1	1	0.5	mg/L	U	1			Kaukauna	2016
Premium Solvent	Nitrobenzene	180-57964-1	1	0.5	mg/L	U	1			Omaha	2016
Premium Solvent	Nitrobenzene	180-56003-1	1	0.5	mg/L	U	1			St. Pauls	2016
Premium Solvent	Nitrobenzene	180-55533-1	1	0.5	mg/L	U	1			Syracuse	2016
Premium Solvent	Nitrobenzene	180-58138-1	1	0.5	mg/L	U	1			Tampa	2016
Premium Solvent	Nitrobenzene	180-58732-1	1	0.5	mg/L	U	1			Tulsa	2016
Premium Solvent	Nitrobenzene	180-58266-1	1	0.5	mg/L	U	1			Vinton	2016
Premium Solvent	Nitrobenzene	180-54672-1	1	0.5	mg/L	U	1			Waukesha	2016
Premium Solvent	Nitrobenzene	180-54673-1	1	0.5	mg/L	U	1			Waukesha	2016
Premium Solvent	Nitrobenzene	180-54674-1	1	0.5	mg/L	U	1			Waukesha	2016
Premium Solvent	Nitrobenzene	180-54675-1	1	0.5	mg/L	U	1			Waukesha	2016
Premium Solvent	Nitrobenzene	180-54676-1	1	0.5	mg/L	U	1			Waukesha	2016
Premium Solvent	Nitrobenzene	180-54677-1	1	0.5	mg/L	U	1			Waukesha	2016
Premium Solvent	Nitrobenzene	180-54678-1	1	0.5	mg/L	U	1			Waukesha	2016
Premium Solvent	Nitrobenzene	180-54679-1	1	0.5	mg/L	U	1			Waukesha	2016
Premium Solvent	Nitrobenzene	180-54680-1	1	0.5	mg/L	U	1			Waukesha	2016
Premium Solvent	Nitrobenzene	180-66650-1	1	0.5	mg/L	U	1			Albuquerque	2017
Premium Solvent	Nitrobenzene	180-65687-1	1	0.5	mg/L	U	1			Archdale	2017
Premium Solvent	Nitrobenzene	180-65693-1	1	0.5	mg/L	U	1			Avon	2017
Premium Solvent	Nitrobenzene	180-64613-1	1	0.5	mg/L	U	1			Chandler	2017
Premium Solvent	Nitrobenzene	180-70321-1	1	0.5	mg/L	U	1			Chesapeake	2017
Premium Solvent	Nitrobenzene	180-69209-1	1	0.5	mg/L	U	1			Clackamas	2017
Premium Solvent	Nitrobenzene	180-65928-1	1	0.5	mg/L	U	1			Cohoes	2017
Premium Solvent	Nitrobenzene	180-68416-1	1	0.5	mg/L	U	1			Farmington	2017
Premium Solvent	Nitrobenzene	180-70383-1	1	0.5	mg/L	U	1			Grand Island	2017
Premium Solvent	Nitrobenzene	180-64751-1	1	0.5	mg/L	U	1			Kaukauna	2017
Premium Solvent	Nitrobenzene	180-64752-1	1	0.5	mg/L	U	1			Kaukauna	2017
Premium Solvent	Nitrobenzene	180-64753-1	1	0.5	mg/L	U	1			Kaukauna	2017
Premium Solvent	Nitrobenzene	180-65696-1	1	0.5	mg/L	U	1			Lackawanna	2017
Premium Solvent	Nitrobenzene	180-69242-1	1	0.5	mg/L	U	1			Oklahoma City	2017
Premium Solvent	Nitrobenzene	180-69237-1	1	0.5	mg/L	U	1			Omaha	2017
Premium Solvent	Nitrobenzene	180-70392-1	1	0.5	mg/L	U	1			Raleigh	2017
Premium Solvent	Nitrobenzene	180-68772-1	1	0.5	mg/L	U	1			St Pauls	2017
Premium Solvent	Nitrobenzene	180-65396-1	1	0.5	mg/L	U	1			Syracuse	2017
Premium Solvent	Nitrobenzene	180-66253-1	1	0.5	mg/L	U	1			Vinton	2017
Premium Solvent	Nitrobenzene	180-68919-1	1	0.5	mg/L	U	1			Waukesha	2017
Premium Solvent	Nitrobenzene	180-68924-1	1	0.5	mg/L	U	1			Waukesha	2017
Premium Solvent	Nitrobenzene	180-68925-1	1	0.5	mg/L	U	1			Waukesha	2017
Premium Solvent	Nitrobenzene	180-64796-1	1	0.5	mg/L	U	1			Wichita	2017
Premium Solvent	Nitrobenzene	180-60141-1	1	0.5	mg/L	U	1			Avon	2017
Premium Solvent	Nitrobenzene	180-60012-1	1	0.5	mg/L	U	1			Chesapeake	2017
Premium Solvent	**Nitrobenzene**	**180-59840-1**	**1**	**0.5**	**mg/L**	**U**	**1**	**52**	**88**	**Cohoes**	**2017**

Premium Solvent	Nitrobenzene	180-59969-1	1	0.5	mg/L	U	1	Lackawanna	2017
Premium Solvent	Nitrobenzene	180-60895-1	1	0.5	mg/L	U	1	Archdale	2017
Premium Solvent	Nitrobenzene	180-60618-1	1	0.5	mg/L	U	1	Barre	2017
Premium Solvent	Nitrobenzene	180-81014-1	1	0.5	mg/L	U H	1	Albuquerque	2018
Premium Solvent	Nitrobenzene	180-77400-1	1	0.5	mg/L	U	1	Archdale	2018
Premium Solvent	Nitrobenzene	180-80742-1	1	0.5	mg/L	U	1	Avon	2018
Premium Solvent	Nitrobenzene	180-81163-1	1	0.5	mg/L	U	1	Barre	2018
Premium Solvent	Nitrobenzene	180-77125-1	1	0.5	mg/L	U	1	Boise	2018
Premium Solvent	Nitrobenzene	180-77004-1	1	0.5	mg/L	U	1	Chandler	2018
Premium Solvent	Nitrobenzene	180-77391-1	1	0.5	mg/L	U	1	Chester	2018
Premium Solvent	Nitrobenzene	180-82330-1	1	0.5	mg/L	U	1	Clackamas	2018
Premium Solvent	Nitrobenzene	180-77710-1	1	0.5	mg/L	U	1	Cohoes	2018
Premium Solvent	Nitrobenzene	180-81146-1	1	0.5	mg/L	U	1	Farmington	2018
Premium Solvent	Nitrobenzene	180-77381-1	1	0.5	mg/L	U	1	Kaukauna	2018
Premium Solvent	Nitrobenzene	180-77382-1	1	0.5	mg/L	U	1	Kaukauna	2018
Premium Solvent	Nitrobenzene	180-77383-1	1	0.5	mg/L	U	1	Kaukauna	2018
Premium Solvent	Nitrobenzene	180-77070-1	1	0.5	mg/L	U	1	Lackawanna	2018
Premium Solvent	Nitrobenzene	180-80014-1	1	0.5	mg/L	U	1	Oklahoma City	2018
Premium Solvent	Nitrobenzene	180-80848-1	1	0.5	mg/L	U	1	Sacramento	2018
Premium Solvent	Nitrobenzene	180-81823-1	1	0.5	mg/L	U *	1	Salisbury	2018
Premium Solvent	Nitrobenzene	180-76988-1	1	0.5	mg/L	U	1	Salt Lake City	2018
Premium Solvent	Nitrobenzene	180-78677-1	1	0.5	mg/L	U	1	Santa Ana	2018
Premium Solvent	Nitrobenzene	180-78463-1	1	0.5	mg/L	U	1	St Pauls	2018
Premium Solvent	Nitrobenzene	180-76683-1	1	0.5	mg/L	U	1	Syracuse	2018
Premium Solvent	Nitrobenzene	180-79370-1	1	0.5	mg/L	U	1	Tampa	2018
Premium Solvent	Nitrobenzene	180-78689-1	1	0.5	mg/L	U	1	Vinton	2018
Premium Solvent	Nitrobenzene	180-76265-1	1	0.5	mg/L	U	1	Waukesha	2018
Premium Solvent	Nitrobenzene	180-76266-1	1	0.5	mg/L	U	1	Waukesha	2018
Premium Solvent	Nitrobenzene	180-76267-1	1	0.5	mg/L	U	1	Waukesha	2018
Premium Solvent	Nitrobenzene	180-76262-1	1	0.5	mg/L	U	1	Wichita	2018
Premium Solvent	Nitrobenzene	180-72259-2	1	0.5	mg/L	U	1	Chester	2018
Premium Solvent	Nitrobenzene	180-72871-1	1	0.5	mg/L	U	1	Sacramento	2018
Premium Solvent	Nitrobenzene	180-71540-1	1	0.5	mg/L	U	1	Salisbury	2018
Premium Solvent	Nitrobenzene	180-71594-1	1	0.5	mg/L	U	1	Santa Ana	2018
Premium Solvent	Nitrobenzene	180-74277-1	1	0.5	mg/L	U	1	Tallahassee	2018
Premium Solvent	Nitrobenzene	180-80012-1	20	10	mg/L	U F1	20	Oklahoma City	2018
Premium Solvent	Pentachlorophenol	180-58744-1	0.13	0.065	mg/L	U	0.13	Albuquerque	2016
Premium Solvent	Pentachlorophenol	180-52527-1	0.13	0.065	mg/L	U	0.13	Boise	2016
Premium Solvent	Pentachlorophenol	180-53494-1	0.13	0.065	mg/L	U	0.13	Chandler	2016
Premium Solvent	Pentachlorophenol	180-58394-1	0.13	0.065	mg/L	U	0.13	Charlotte	2016
Premium Solvent	Pentachlorophenol	180-54771-1	0.13	0.065	mg/L	U	0.13	Chester	2016
Premium Solvent	Pentachlorophenol	180-58680-1	0.13	0.065	mg/L	U	0.13	Clackamas	2016
Premium Solvent	Pentachlorophenol	180-56685-1	0.13	0.065	mg/L	U	0.13	Farmington	2016
Premium Solvent	Pentachlorophenol	180-53961-1	0.13	0.065	mg/L	U	0.13	Kaukauna	2016
Premium Solvent	Pentachlorophenol	180-53962-1	0.13	0.065	mg/L	U	0.13	Kaukauna	2016
Premium Solvent	Pentachlorophenol	180-53963-1	0.13	0.065	mg/L	U	0.13	Kaukauna	2016
Premium Solvent	Pentachlorophenol	180-57964-1	0.13	0.065	mg/L	U	0.13	Omaha	2016
Premium Solvent	Pentachlorophenol	180-56003-1	0.13	0.065	mg/L	U	0.13	St. Pauls	2016
Premium Solvent	Pentachlorophenol	180-55533-1	0.13	0.065	mg/L	U	0.13	Syracuse	2016
Premium Solvent	Pentachlorophenol	180-58138-1	0.13	0.065	mg/L	U	0.13	Tampa	2016
Premium Solvent	Pentachlorophenol	180-58732-1	0.13	0.065	mg/L	U	0.13	Tulsa	2016
Premium Solvent	Pentachlorophenol	180-58266-1	0.13	0.065	mg/L	U	0.13	Vinton	2016
Premium Solvent	Pentachlorophenol	180-54672-1	0.13	0.065	mg/L	U	0.13	Waukesha	2016
Premium Solvent	Pentachlorophenol	180-54673-1	0.13	0.065	mg/L	U	0.13	Waukesha	2016
Premium Solvent	Pentachlorophenol	180-54674-1	0.13	0.065	mg/L	U	0.13	Waukesha	2016
Premium Solvent	Pentachlorophenol	180-54675-1	0.13	0.065	mg/L	U	0.13	Waukesha	2016
Premium Solvent	Pentachlorophenol	180-54676-1	0.13	0.065	mg/L	U	0.13	Waukesha	2016
Premium Solvent	Pentachlorophenol	180-54677-1	0.13	0.065	mg/L	U	0.13	Waukesha	2016
Premium Solvent	Pentachlorophenol	180-54678-1	0.13	0.065	mg/L	U	0.13	Waukesha	2016
Premium Solvent	Pentachlorophenol	180-54679-1	0.13	0.065	mg/L	U	0.13	Waukesha	2016
Premium Solvent	Pentachlorophenol	180-54680-1	0.13	0.065	mg/L	U	0.13	Waukesha	2016
Premium Solvent	Pentachlorophenol	180-66650-1	0.13	0.065	mg/L	U	0.13	Albuquerque	2017
Premium Solvent	Pentachlorophenol	180-65687-1	0.13	0.065	mg/L	U	0.13	Archdale	2017
Premium Solvent	Pentachlorophenol	180-65693-1	0.13	0.065	mg/L	U	0.13	Avon	2017
Premium Solvent	Pentachlorophenol	180-64613-1	0.13	0.065	mg/L	U	0.13	Chandler	2017
Premium Solvent	Pentachlorophenol	180-70321-1	0.13	0.065	mg/L	U	0.13	Chesapeake	2017
Premium Solvent	Pentachlorophenol	180-69209-1	0.13	0.065	mg/L	U	0.13	Clackamas	2017

Premium Solvent	Pentachlorophenol	180-65928-1	0.13	0.065	mg/L	U	0.13			Cohoes	2017
Premium Solvent	Pentachlorophenol	180-68416-1	0.13	0.065	mg/L	U	0.13			Farmington	2017
Premium Solvent	Pentachlorophenol	180-70383-1	0.13	0.065	mg/L	U	0.13			Grand Island	2017
Premium Solvent	Pentachlorophenol	180-64751-1	0.13	0.065	mg/L	U *	0.13			Kaukauna	2017
Premium Solvent	Pentachlorophenol	180-64752-1	0.13	0.065	mg/L	U *	0.13			Kaukauna	2017
Premium Solvent	Pentachlorophenol	180-64753-1	0.13	0.065	mg/L	U *	0.13			Kaukauna	2017
Premium Solvent	Pentachlorophenol	180-65696-1	0.13	0.065	mg/L	U	0.13			Lackawanna	2017
Premium Solvent	Pentachlorophenol	180-69242-1	0.13	0.065	mg/L	U	0.13			Oklahoma City	2017
Premium Solvent	Pentachlorophenol	180-69237-1	0.13	0.065	mg/L	U	0.13			Omaha	2017
Premium Solvent	Pentachlorophenol	180-70392-1	0.13	0.065	mg/L	U	0.13			Raleigh	2017
Premium Solvent	Pentachlorophenol	180-68772-1	0.13	0.065	mg/L	U	0.13			St Pauls	2017
Premium Solvent	Pentachlorophenol	180-65396-1	0.13	0.065	mg/L	U	0.13			Syracuse	2017
Premium Solvent	Pentachlorophenol	180-66253-1	0.13	0.065	mg/L	U	0.13			Vinton	2017
Premium Solvent	Pentachlorophenol	180-68919-1	0.13	0.065	mg/L	U	0.13			Waukesha	2017
Premium Solvent	Pentachlorophenol	180-68924-1	0.13	0.065	mg/L	U	0.13			Waukesha	2017
Premium Solvent	Pentachlorophenol	180-68925-1	0.13	0.065	mg/L	U	0.13			Waukesha	2017
Premium Solvent	Pentachlorophenol	180-64796-1	0.13	0.065	mg/L	U *	0.13			Wichita	2017
Premium Solvent	Pentachlorophenol	180-60141-1	0.13	0.065	mg/L	U	0.13			Avon	2017
Premium Solvent	Pentachlorophenol	180-60012-1	0.13	0.065	mg/L	U	0.13			Chesapeake	2017
Premium Solvent	Pentachlorophenol	180-59840-1	0.13	0.065	mg/L	U	0.13			Cohoes	2017
Premium Solvent	Pentachlorophenol	180-59969-1	0.13	0.065	mg/L	U	0.13	52	88	Lackawanna	2017
Premium Solvent	Pentachlorophenol	180-60895-1	0.13	0.065	mg/L	U	0.13			Archdale	2017
Premium Solvent	Pentachlorophenol	180-60618-1	0.13	0.065	mg/L	U	0.13			Barre	2017
Premium Solvent	Pentachlorophenol	180-81014-1	0.13	0.065	mg/L	U H	0.13			Albuquerque	2018
Premium Solvent	Pentachlorophenol	180-77400-1	0.13	0.065	mg/L	U	0.13			Archdale	2018
Premium Solvent	Pentachlorophenol	180-80742-1	0.13	0.065	mg/L	U	0.13			Avon	2018
Premium Solvent	Pentachlorophenol	180-81163-1	0.13	0.065	mg/L	U	0.13			Barre	2018
Premium Solvent	Pentachlorophenol	180-77125-1	0.13	0.065	mg/L	U	0.13			Boise	2018
Premium Solvent	Pentachlorophenol	180-77004-1	0.13	0.065	mg/L	U	0.13			Chandler	2018
Premium Solvent	Pentachlorophenol	180-77391-1	0.13	0.065	mg/L	U	0.13			Chester	2018
Premium Solvent	Pentachlorophenol	180-82330-1	0.13	0.065	mg/L	U	0.13			Clackamas	2018
Premium Solvent	Pentachlorophenol	180-77710-1	0.13	0.065	mg/L	U	0.13			Cohoes	2018
Premium Solvent	Pentachlorophenol	180-81146-1	0.13	0.065	mg/L	U	0.13			Farmington	2018
Premium Solvent	Pentachlorophenol	180-77381-1	0.13	0.065	mg/L	U	0.13			Kaukauna	2018
Premium Solvent	Pentachlorophenol	180-77382-1	0.13	0.065	mg/L	U	0.13			Kaukauna	2018
Premium Solvent	Pentachlorophenol	180-77383-1	0.13	0.065	mg/L	U	0.13			Kaukauna	2018
Premium Solvent	Pentachlorophenol	180-77070-1	0.13	0.065	mg/L	U	0.13			Lackawanna	2018
Premium Solvent	Pentachlorophenol	180-80014-1	0.13	0.065	mg/L	U	0.13			Oklahoma City	2018
Premium Solvent	Pentachlorophenol	180-80848-1	0.13	0.065	mg/L	U	0.13			Sacramento	2018
Premium Solvent	Pentachlorophenol	180-81823-1	0.13	0.065	mg/L	U	0.13			Salisbury	2018
Premium Solvent	Pentachlorophenol	180-76988-1	0.13	0.065	mg/L	U	0.13			Salt Lake City	2018
Premium Solvent	Pentachlorophenol	180-78677-1	0.13	0.065	mg/L	U	0.13			Santa Ana	2018
Premium Solvent	Pentachlorophenol	180-78463-1	0.13	0.065	mg/L	U	0.13			St Pauls	2018
Premium Solvent	Pentachlorophenol	180-76683-1	0.13	0.065	mg/L	U	0.13			Syracuse	2018
Premium Solvent	Pentachlorophenol	180-79370-1	0.13	0.065	mg/L	U	0.13			Tampa	2018
Premium Solvent	Pentachlorophenol	180-78689-1	0.13	0.065	mg/L	U	0.13			Vinton	2018
Premium Solvent	Pentachlorophenol	180-76265-1	0.13	0.065	mg/L	U	0.13			Waukesha	2018
Premium Solvent	Pentachlorophenol	180-76266-1	0.13	0.065	mg/L	U	0.13			Waukesha	2018
Premium Solvent	Pentachlorophenol	180-76267-1	0.13	0.065	mg/L	U	0.13			Waukesha	2018
Premium Solvent	Pentachlorophenol	180-76262-1	0.13	0.065	mg/L	U	0.13			Wichita	2018
Premium Solvent	Pentachlorophenol	180-72259-2	0.13	0.065	mg/L	U	0.13			Chester	2018
Premium Solvent	Pentachlorophenol	180-72871-1	0.13	0.065	mg/L	U	0.13			Sacramento	2018
Premium Solvent	Pentachlorophenol	180-71540-1	0.13	0.065	mg/L	U	0.13			Salisbury	2018
Premium Solvent	Pentachlorophenol	180-71594-1	0.13	0.065	mg/L	U	0.13			Santa Ana	2018
Premium Solvent	Pentachlorophenol	180-74277-1	0.13	0.065	mg/L	U	0.13			Tallahassee	2018
Premium Solvent	Pentachlorophenol	180-58611-1	0.18	0.09	mg/L	U	0.18			Sacramento	2016
Premium Solvent	Pentachlorophenol	180-80012-1	100	50	mg/L	U F1	100			Oklahoma City	2018
Premium Solvent	pH	180-80742-1	4.4	4.4	SU	HF	0.1			Avon	2018
Premium Solvent	pH	180-77391-1	4.6	4.6	SU	HF	0.1			Chester	2018
Premium Solvent	pH	180-72259-2	5	5	SU	HF	0.1			Chester	2018
Premium Solvent	pH	180-66253-1	5.2	5.2	SU	H	0.1			Vinton	2017
Premium Solvent	pH	180-78689-1	5.2	5.2	SU	HF	0.1			Vinton	2018
Premium Solvent	pH	180-71594-1	5.2	5.2	SU	H	0.1			Santa Ana	2018
Premium Solvent	pH	180-81823-1	5.4	5.4	SU	HF	0.1			Salisbury	2018
Premium Solvent	pH	180-56685-1	5.56	5.56	SU		0.1			Farmington	2016
Premium Solvent	pH	180-58138-1	5.7	5.7	SU	H	0.1			Tampa	2016
Premium Solvent	pH	180-59840-1	5.7	5.7	SU		0.1			Cohoes	2017

Premium Solvent	pH	180-65693-1	5.8	5.8	SU	H	0.1			Avon	2017
Premium Solvent	pH	180-59969-1	5.8	5.8	SU		0.1			Lackawanna	2017
Premium Solvent	pH	180-53494-1	5.86	5.86	SU		0.1			Chandler	2016
Premium Solvent	pH	180-58680-1	5.9	5.9	SU	H	0.1			Clackamas	2016
Premium Solvent	pH	180-65696-1	5.9	5.9	SU		0.1			Lackawanna	2017
Premium Solvent	pH	180-71540-1	5.9	5.9	SU	H	0.1			Salisbury	2018
Premium Solvent	pH	180-81163-1	6.1	6.1	SU	HF	0.1			Barre	2018
Premium Solvent	pH	180-60141-1	6.2	6.2	SU	H	0.1			Avon	2017
Premium Solvent	pH	180-78463-1	6.2	6.2	SU	HF	0.1			St Pauls	2018
Premium Solvent	pH	180-69237-1	6.3	6.3	SU	H	0.1			Omaha	2017
Premium Solvent	pH	180-54679-1	6.31	6.31	SU		0.1			Waukesha	2016
Premium Solvent	pH	180-54677-1	6.34	6.34	SU		0.1			Waukesha	2016
Premium Solvent	pH	180-54678-1	6.34	6.34	SU		0.1			Waukesha	2016
Premium Solvent	pH	180-60012-1	6.4	6.4	SU	H	0.1			Chesapeake	2017
Premium Solvent	pH	180-55533-1	6.43	6.43	SU		0.1			Syracuse	2016
Premium Solvent	pH	180-66650-1	6.5	6.5	SU	H	0.1			Albuquerque	2017
Premium Solvent	pH	180-65687-1	6.5	6.5	SU	H	0.1			Archdale	2017
Premium Solvent	pH	180-64613-1	6.5	6.5	SU		0.1			Chandler	2017
Premium Solvent	pH	180-70321-1	6.5	6.5	SU		0.1			Chesapeake	2017
Premium Solvent	pH	180-77710-1	6.5	6.5	SU	HF	0.1			Cohoes	2018
Premium Solvent	pH	180-54676-1	6.55	6.55	SU		0.1			Waukesha	2016
Premium Solvent	pH	180-54771-1	6.56	6.56	SU	H	0.1			Chester	2016
Premium Solvent	pH	180-56003-1	6.57	6.57	SU		0.1			St. Pauls	2016
Premium Solvent	pH	180-65928-1	6.6	6.6	SU		0.1			Cohoes	2017
Premium Solvent	pH	180-65396-1	6.6	6.6	SU	H	0.1			Syracuse	2017
Premium Solvent	pH	180-77070-1	6.6	6.6	SU	HF	0.1			Lackawanna	2018
Premium Solvent	pH	180-80848-1	6.6	6.6	SU	HF	0.1			Sacramento	2018
Premium Solvent	pH	180-78677-1	6.7	6.7	SU	HF	0.1			Santa Ana	2018
Premium Solvent	pH	180-76683-1	6.7	6.7	SU	HF	0.1			Syracuse	2018
Premium Solvent	pH	180-54674-1	6.76	6.76	SU		0.1			Waukesha	2016
Premium Solvent	pH	180-69209-1	6.8	6.8	SU	H	0.1			Clackamas	2017
Premium Solvent	pH	180-70392-1	6.8	6.8	SU	H	0.1			Raleigh	2017
Premium Solvent	pH	180-54675-1	6.83	6.83	SU		0.1			Waukesha	2016
Premium Solvent	pH	180-53962-1	6.89	6.89	SU		0.1			Kaukauna	2016
Premium Solvent	pH	180-69242-1	6.9	6.9	SU	H	0.1			Oklahoma City	2017
Premium Solvent	pH	180-81146-1	6.9	6.9	SU	HF	0.1			Farmington	2018
Premium Solvent	pH	180-74277-1	6.9	6.9	SU	HF	0.1			Tallahassee	2018
Premium Solvent	pH	180-64751-1	7	7	SU		0.1			Kaukauna	2017
Premium Solvent	pH	180-68919-1	7	7	SU	H	0.1			Waukesha	2017
Premium Solvent	pH	180-60895-1	7	7	SU	H	0.1			Archdale	2017
Premium Solvent	pH	180-76262-1	7	7	SU	HF	0.1			Wichita	2018
Premium Solvent	pH	180-76267-1	7.1	7.1	SU	HF	0.1	52	88	Waukesha	2018
Premium Solvent	pH	180-72871-1	7.1	7.1	SU	HF	0.1			Sacramento	2018
Premium Solvent	pH	180-58744-1	7.2	7.2	SU		0.1			Albuquerque	2016
Premium Solvent	pH	180-77383-1	7.2	7.2	SU	HF	0.1			Kaukauna	2018
Premium Solvent	pH	180-76265-1	7.2	7.2	SU	HF	0.1			Waukesha	2018
Premium Solvent	pH	180-68772-1	7.3	7.3	SU	H	0.1			St Pauls	2017
Premium Solvent	pH	180-76266-1	7.3	7.3	SU	HF	0.1			Waukesha	2018
Premium Solvent	pH	180-82330-1	7.4	7.4	SU	HF	0.1			Clackamas	2018
Premium Solvent	pH	180-77382-1	7.4	7.4	SU	HF	0.1			Kaukauna	2018
Premium Solvent	pH	180-58394-1	7.5	7.5	SU	H	0.1			Charlotte	2016
Premium Solvent	pH	180-58611-1	7.5	7.5	SU		0.1			Sacremento	2016
Premium Solvent	pH	180-80014-1	7.5	7.5	SU	HF	0.1			Oklahoma City	2018
Premium Solvent	pH	180-54673-1	7.53	7.53	SU		0.1			Waukesha	2016
Premium Solvent	pH	180-54680-1	7.56	7.56	SU		0.1			Waukesha	2016
Premium Solvent	pH	180-81014-1	7.6	7.6	SU	HF	0.1			Albuquerque	2018
Premium Solvent	pH	180-76988-1	7.6	7.6	SU	HF	0.1			Salt Lake City	2018
Premium Solvent	pH	180-52527-1	7.69	7.69	SU	H	0.1			Boise	2016
Premium Solvent	pH	180-57964-1	7.7	7.7	SU		0.1			Omaha	2016
Premium Solvent	pH	180-68924-1	7.7	7.7	SU	H	0.1			Waukesha	2017
Premium Solvent	pH	180-64796-1	7.7	7.7	SU	H	0.1			Wichita	2017
Premium Solvent	pH	180-60618-1	7.7	7.7	SU	H	0.1			Barre	2017
Premium Solvent	pH	180-77381-1	7.7	7.7	SU	HF	0.1			Kaukauna	2018
Premium Solvent	pH	180-53961-1	7.78	7.78	SU		0.1			Kaukauna	2016
Premium Solvent	pH	180-58732-1	7.8	7.8	SU	H	0.1			Tulsa	2016
Premium Solvent	pH	180-77125-1	7.8	7.8	SU	HF	0.1			Boise	2018
Premium Solvent	pH	180-53963-1	7.82	7.82	SU		0.1			Kaukauna	2016

Premium Solvent	pH	180-54672-1	7.9	7.9	SU		0.1			Waukesha	2016
Premium Solvent	pH	180-70383-1	7.9	7.9	SU		0.1			Grand Island	2017
Premium Solvent	pH	180-77400-1	8.5	8.5	SU	HF	0.1			Archdale	2018
Premium Solvent	pH	180-68416-1	8.6	8.6	SU		0.1			Farmington	2017
Premium Solvent	pH	180-80012-1	8.6	8.6	SU	HF	0.1			Oklahoma City	2018
Premium Solvent	pH	180-64753-1	8.7	8.7	SU		0.1			Kaukauna	2017
Premium Solvent	pH	180-77004-1	8.7	8.7	SU	HF	0.1			Chandler	2018
Premium Solvent	pH	180-58266-1	8.8	8.8	SU	H	0.1			Vinton	2016
Premium Solvent	pH	180-68925-1	9.1	9.1	SU	H	0.1			Waukesha	2017
Premium Solvent	pH	180-79370-1	9.5	9.5	SU	HF	0.1			Tampa	2018
Premium Solvent	pH	180-64752-1	10	10	SU		0.1			Kaukauna	2017
Premium Solvent	Pyridine	180-58611-1	0.58	0.29	mg/L	U	0.58			Sacremento	2016
Premium Solvent	Pyridine	180-58744-1	5	2.5	mg/L	U	5			Albuquerque	2016
Premium Solvent	Pyridine	180-52527-1	5	2.5	mg/L	U	5			Boise	2016
Premium Solvent	Pyridine	180-53494-1	5	2.5	mg/L	U	5			Chandler	2016
Premium Solvent	Pyridine	180-58394-1	5	2.5	mg/L	U	5			Charlotte	2016
Premium Solvent	Pyridine	180-54771-1	5	2.5	mg/L	U	5			Chester	2016
Premium Solvent	Pyridine	180-58680-1	5	2.5	mg/L	U	5			Clackamas	2016
Premium Solvent	Pyridine	180-56685-1	5	2.5	mg/L	U	5			Farmington	2016
Premium Solvent	Pyridine	180-53961-1	5	2.5	mg/L	U	5			Kaukauna	2016
Premium Solvent	Pyridine	180-53962-1	5	2.5	mg/L	U	5			Kaukauna	2016
Premium Solvent	Pyridine	180-53963-1	5	2.5	mg/L	U	5			Kaukauna	2016
Premium Solvent	Pyridine	180-57964-1	5	2.5	mg/L	U	5			Omaha	2016
Premium Solvent	Pyridine	180-56003-1	5	2.5	mg/L	U	5			St. Pauls	2016
Premium Solvent	Pyridine	180-55533-1	5	2.5	mg/L	U	5			Syracuse	2016
Premium Solvent	Pyridine	180-58138-1	5	2.5	mg/L	U	5			Tampa	2016
Premium Solvent	Pyridine	180-58732-1	5	2.5	mg/L	U	5			Tulsa	2016
Premium Solvent	Pyridine	180-58266-1	5	2.5	mg/L	U	5			Vinton	2016
Premium Solvent	Pyridine	180-54672-1	5	2.5	mg/L	U	5			Waukesha	2016
Premium Solvent	Pyridine	180-54673-1	5	2.5	mg/L	U	5			Waukesha	2016
Premium Solvent	Pyridine	180-54674-1	5	2.5	mg/L	U	5			Waukesha	2016
Premium Solvent	Pyridine	180-54675-1	5	2.5	mg/L	U	5			Waukesha	2016
Premium Solvent	Pyridine	180-54676-1	5	2.5	mg/L	U	5			Waukesha	2016
Premium Solvent	Pyridine	180-54677-1	5	2.5	mg/L	U	5			Waukesha	2016
Premium Solvent	Pyridine	180-54678-1	5	2.5	mg/L	U	5			Waukesha	2016
Premium Solvent	Pyridine	180-54679-1	5	2.5	mg/L	U	5			Waukesha	2016
Premium Solvent	Pyridine	180-54680-1	5	2.5	mg/L	U	5			Waukesha	2016
Premium Solvent	Pyridine	180-66650-1	5	2.5	mg/L	U	5			Albuquerque	2017
Premium Solvent	Pyridine	180-65687-1	5	2.5	mg/L	U	5			Archdale	2017
Premium Solvent	Pyridine	180-65693-1	5	2.5	mg/L	U	5			Avon	2017
Premium Solvent	Pyridine	180-64613-1	5	2.5	mg/L	U	5			Chandler	2017
Premium Solvent	Pyridine	180-70321-1	5	2.5	mg/L	U	5			Chesapeake	2017
Premium Solvent	Pyridine	180-69209-1	5	2.5	mg/L	U	5			Clackamas	2017
Premium Solvent	Pyridine	180-65928-1	5	2.5	mg/L	U	5			Cohoes	2017
Premium Solvent	Pyridine	180-68416-1	5	2.5	mg/L	U	5			Farmington	2017
Premium Solvent	Pyridine	180-70383-1	5	2.5	mg/L	U	5			Grand Island	2017
Premium Solvent	Pyridine	180-64751-1	5	2.5	mg/L	U	5			Kaukauna	2017
Premium Solvent	Pyridine	180-64752-1	5	2.5	mg/L	U	5			Kaukauna	2017
Premium Solvent	Pyridine	180-64753-1	5	2.5	mg/L	U	5			Kaukauna	2017
Premium Solvent	Pyridine	180-65696-1	5	2.5	mg/L	U	5			Lackawanna	2017
Premium Solvent	Pyridine	180-69242-1	5	2.5	mg/L	U	5			Oklahoma City	2017
Premium Solvent	Pyridine	180-69237-1	5	2.5	mg/L	U	5			Omaha	2017
Premium Solvent	Pyridine	180-70392-1	5	2.5	mg/L	U	5			Raleigh	2017
Premium Solvent	Pyridine	180-68772-1	5	2.5	mg/L	U	5			St Pauls	2017
Premium Solvent	Pyridine	180-65396-1	5	2.5	mg/L	U	5			Syracuse	2017
Premium Solvent	Pyridine	180-66253-1	5	2.5	mg/L	U	5			Vinton	2017
Premium Solvent	Pyridine	180-68919-1	5	2.5	mg/L	U	5			Waukesha	2017
Premium Solvent	Pyridine	180-68924-1	5	2.5	mg/L	U	5			Waukesha	2017
Premium Solvent	Pyridine	180-68925-1	5	2.5	mg/L	U	5			Waukesha	2017
Premium Solvent	Pyridine	180-64796-1	5	2.5	mg/L	U	5			Wichita	2017
Premium Solvent	Pyridine	180-60141-1	5	2.5	mg/L	U	5			Avon	2017
Premium Solvent	Pyridine	180-60012-1	5	2.5	mg/L	U	5			Chesapeake	2017
Premium Solvent	Pyridine	180-59840-1	5	2.5	mg/L	U	5	52	88	Cohoes	2017
Premium Solvent	Pyridine	180-59969-1	5	2.5	mg/L	U	5			Lackawanna	2017
Premium Solvent	Pyridine	180-60895-1	5	2.5	mg/L	U	5			Archdale	2017
Premium Solvent	Pyridine	180-60618-1	5	2.5	mg/L	U	5			Barre	2017
Premium Solvent	Pyridine	180-81014-1	5	2.5	mg/L	U H	5			Albuquerque	2018

Premium Solvent	Pyridine	180-77400-1	5	2.5	mg/L	U	5	Archdale	2018
Premium Solvent	Pyridine	180-80742-1	5	2.5	mg/L	U	5	Avon	2018
Premium Solvent	Pyridine	180-81163-1	5	2.5	mg/L	U	5	Barre	2018
Premium Solvent	Pyridine	180-77125-1	5	2.5	mg/L	U	5	Boise	2018
Premium Solvent	Pyridine	180-77004-1	5	2.5	mg/L	U	5	Chandler	2018
Premium Solvent	Pyridine	180-77391-1	5	2.5	mg/L	U	5	Chester	2018
Premium Solvent	Pyridine	180-82330-1	5	2.5	mg/L	U	5	Clackamas	2018
Premium Solvent	Pyridine	180-77710-1	5	2.5	mg/L	U	5	Cohoes	2018
Premium Solvent	Pyridine	180-81146-1	5	2.5	mg/L	U	5	Farmington	2018
Premium Solvent	Pyridine	180-77381-1	5	2.5	mg/L	U	5	Kaukauna	2018
Premium Solvent	Pyridine	180-77382-1	5	2.5	mg/L	U	5	Kaukauna	2018
Premium Solvent	Pyridine	180-77383-1	5	2.5	mg/L	U	5	Kaukauna	2018
Premium Solvent	Pyridine	180-77070-1	5	2.5	mg/L	U	5	Lackawanna	2018
Premium Solvent	Pyridine	180-80014-1	5	2.5	mg/L	U	5	Oklahoma City	2018
Premium Solvent	Pyridine	180-80848-1	5	2.5	mg/L	U	5	Sacramento	2018
Premium Solvent	Pyridine	180-81823-1	5	2.5	mg/L	U	5	Salisbury	2018
Premium Solvent	Pyridine	180-76988-1	5	2.5	mg/L	U	5	Salt Lake City	2018
Premium Solvent	Pyridine	180-78677-1	5	2.5	mg/L	U	5	Santa Ana	2018
Premium Solvent	Pyridine	180-78463-1	5	2.5	mg/L	U	5	St Pauls	2018
Premium Solvent	Pyridine	180-76683-1	5	2.5	mg/L	U	5	Syracuse	2018
Premium Solvent	Pyridine	180-79370-1	5	2.5	mg/L	U	5	Tampa	2018
Premium Solvent	Pyridine	180-78689-1	5	2.5	mg/L	U	5	Vinton	2018
Premium Solvent	Pyridine	180-76265-1	5	2.5	mg/L	U	5	Waukesha	2018
Premium Solvent	Pyridine	180-76266-1	5	2.5	mg/L	U	5	Waukesha	2018
Premium Solvent	Pyridine	180-76267-1	5	2.5	mg/L	U	5	Waukesha	2018
Premium Solvent	Pyridine	180-76262-1	5	2.5	mg/L	U	5	Wichita	2018
Premium Solvent	Pyridine	180-72259-2	5	2.5	mg/L	U	5	Chester	2018
Premium Solvent	Pyridine	180-72871-1	5	2.5	mg/L	U	5	Sacramento	2018
Premium Solvent	Pyridine	180-71540-1	5	2.5	mg/L	U	5	Salisbury	2018
Premium Solvent	Pyridine	180-71594-1	5	2.5	mg/L	U	5	Santa Ana	2018
Premium Solvent	Pyridine	180-74277-1	5	2.5	mg/L	U	5	Tallahassee	2018
Premium Solvent	Pyridine	180-80012-1	100	50	mg/L	U	100	Oklahoma City	2018
Premium Solvent	Selenium	180-54672-1	0.25	0.25	mg/L	J	1	Waukesha	2016
Premium Solvent	Selenium	180-54680-1	0.25	0.25	mg/L	J	1	Waukesha	2016
Premium Solvent	Selenium	180-53962-1	0.28	0.28	mg/L	J	1	Kaukauna	2016
Premium Solvent	Selenium	180-53961-1	0.39	0.39	mg/L	J	1	Kaukauna	2016
Premium Solvent	Selenium	180-68772-1	0.41	0.41	mg/L	J	1	St Pauls	2017
Premium Solvent	Selenium	180-68924-1	0.42	0.42	mg/L	J	1	Waukesha	2017
Premium Solvent	Selenium	180-53963-1	0.46	0.46	mg/L	J	1	Kaukauna	2016
Premium Solvent	Selenium	180-58744-1	1	0.5	mg/L	U	1	Albuquerque	2016
Premium Solvent	Selenium	180-53494-1	1	0.5	mg/L	U	1	Chandler	2016
Premium Solvent	Selenium	180-58394-1	1	0.5	mg/L	U	1	Charlotte	2016
Premium Solvent	Selenium	180-54771-1	1	0.5	mg/L	U	1	Chester	2016
Premium Solvent	Selenium	180-58680-1	1	0.5	mg/L	U	1	Clackamas	2016
Premium Solvent	Selenium	180-56685-1	1	0.5	mg/L	U	1	Farmington	2016
Premium Solvent	Selenium	180-57964-1	1	0.5	mg/L	U	1	Omaha	2016
Premium Solvent	Selenium	180-56003-1	1	0.5	mg/L	U	1	St. Pauls	2016
Premium Solvent	Selenium	180-55533-1	1	0.5	mg/L	U	1	Syracuse	2016
Premium Solvent	Selenium	180-58138-1	1	0.5	mg/L	U	1	Tampa	2016
Premium Solvent	Selenium	180-58732-1	1	0.5	mg/L	U	1	Tulsa	2016
Premium Solvent	Selenium	180-58266-1	1	0.5	mg/L	U	1	Vinton	2016
Premium Solvent	Selenium	180-54673-1	1	0.5	mg/L	U	1	Waukesha	2016
Premium Solvent	Selenium	180-54674-1	1	0.5	mg/L	U	1	Waukesha	2016
Premium Solvent	Selenium	180-54675-1	1	0.5	mg/L	U	1	Waukesha	2016
Premium Solvent	Selenium	180-54676-1	1	0.5	mg/L	U	1	Waukesha	2016
Premium Solvent	Selenium	180-54677-1	1	0.5	mg/L	U	1	Waukesha	2016
Premium Solvent	Selenium	180-54678-1	1	0.5	mg/L	U	1	Waukesha	2016
Premium Solvent	Selenium	180-54679-1	1	0.5	mg/L	U	1	Waukesha	2016
Premium Solvent	Selenium	180-66650-1	1	0.5	mg/L	U	1	Albuquerque	2017
Premium Solvent	Selenium	180-65687-1	1	0.5	mg/L	U	1	Archdale	2017
Premium Solvent	Selenium	180-65693-1	1	0.5	mg/L	U	1	Avon	2017
Premium Solvent	Selenium	180-64613-1	1	0.5	mg/L	U	1	Chandler	2017
Premium Solvent	Selenium	180-70321-1	1	0.5	mg/L	U	1	Chesapeake	2017
Premium Solvent	Selenium	180-69209-1	1	0.5	mg/L	U	1	Clackamas	2017
Premium Solvent	Selenium	180-65928-1	1	0.5	mg/L	U	1	Cohoes	2017
Premium Solvent	Selenium	180-68416-1	1	0.5	mg/L	U	1	Farmington	2017
Premium Solvent	Selenium	180-70383-1	1	0.5	mg/L	U	1	Grand Island	2017

Premium Solvent	Selenium	180-64751-1	1	0.5	mg/L	U	1			Kaukauna	2017
Premium Solvent	Selenium	180-64752-1	1	0.5	mg/L	U	1			Kaukauna	2017
Premium Solvent	Selenium	180-65696-1	1	0.5	mg/L	U	1			Lackawanna	2017
Premium Solvent	Selenium	180-69242-1	1	0.5	mg/L	U	1			Oklahoma City	2017
Premium Solvent	Selenium	180-69237-1	1	0.5	mg/L	U	1			Omaha	2017
Premium Solvent	Selenium	180-70392-1	1	0.5	mg/L	U	1			Raleigh	2017
Premium Solvent	Selenium	180-65396-1	1	0.5	mg/L	U	1			Syracuse	2017
Premium Solvent	Selenium	180-66253-1	1	0.5	mg/L	U	1			Vinton	2017
Premium Solvent	Selenium	180-68919-1	1	0.5	mg/L	U	1			Waukesha	2017
Premium Solvent	Selenium	180-68925-1	1	0.5	mg/L	U	1			Waukesha	2017
Premium Solvent	Selenium	180-60141-1	1	0.5	mg/L	U	1			Avon	2017
Premium Solvent	Selenium	180-60012-1	1	0.5	mg/L	U	1			Chesapeake	2017
Premium Solvent	Selenium	180-59840-1	1	0.5	mg/L	U	1			Cohoes	2017
Premium Solvent	Selenium	180-59969-1	1	0.5	mg/L	U	1			Lackawanna	2017
Premium Solvent	Selenium	180-60895-1	1	0.5	mg/L	U	1			Archdale	2017
Premium Solvent	Selenium	180-60618-1	1	0.5	mg/L	U	1			Barre	2017
Premium Solvent	**Selenium**	**180-81014-1**	**1**	**0.5**	**mg/L**	**U**	**1**	**52**	**88**	**Albuquerque**	**2018**
Premium Solvent	Selenium	180-77400-1	1	0.5	mg/L	U	1			Archdale	2018
Premium Solvent	Selenium	180-80742-1	1	0.5	mg/L	U	1			Avon	2018
Premium Solvent	Selenium	180-81163-1	1	0.5	mg/L	U	1			Barre	2018
Premium Solvent	Selenium	180-77125-1	1	0.5	mg/L	U	1			Boise	2018
Premium Solvent	Selenium	180-77004-1	1	0.5	mg/L	U	1			Chandler	2018
Premium Solvent	Selenium	180-77391-1	1	0.5	mg/L	U	1			Chester	2018
Premium Solvent	Selenium	180-82330-1	1	0.5	mg/L	U	1			Clackamas	2018
Premium Solvent	Selenium	180-77710-1	1	0.5	mg/L	U	1			Cohoes	2018
Premium Solvent	Selenium	180-81146-1	1	0.5	mg/L	U	1			Farmington	2018
Premium Solvent	Selenium	180-77381-1	1	0.5	mg/L	U	1			Kaukauna	2018
Premium Solvent	Selenium	180-77382-1	1	0.5	mg/L	U	1			Kaukauna	2018
Premium Solvent	Selenium	180-77383-1	1	0.5	mg/L	U	1			Kaukauna	2018
Premium Solvent	Selenium	180-77070-1	1	0.5	mg/L	U	1			Lackawanna	2018
Premium Solvent	Selenium	180-80012-1	1	0.5	mg/L	U	1			Oklahoma City	2018
Premium Solvent	Selenium	180-80014-1	1	0.5	mg/L	U	1			Oklahoma City	2018
Premium Solvent	Selenium	180-80848-1	1	0.5	mg/L	U	1			Sacramento	2018
Premium Solvent	Selenium	180-81823-1	1	0.5	mg/L	U	1			Salisbury	2018
Premium Solvent	Selenium	180-76988-1	1	0.5	mg/L	U	1			Salt Lake City	2018
Premium Solvent	Selenium	180-78677-1	1	0.5	mg/L	U	1			Santa Ana	2018
Premium Solvent	Selenium	180-78463-1	1	0.5	mg/L	U	1			St Pauls	2018
Premium Solvent	Selenium	180-76683-1	1	0.5	mg/L	U	1			Syracuse	2018
Premium Solvent	Selenium	180-79370-1	1	0.5	mg/L	U	1			Tampa	2018
Premium Solvent	Selenium	180-78689-1	1	0.5	mg/L	U	1			Vinton	2018
Premium Solvent	Selenium	180-76265-1	1	0.5	mg/L	U	1			Waukesha	2018
Premium Solvent	Selenium	180-76266-1	1	0.5	mg/L	U	1			Waukesha	2018
Premium Solvent	Selenium	180-76267-1	1	0.5	mg/L	U	1			Waukesha	2018
Premium Solvent	Selenium	180-76262-1	1	0.5	mg/L	U	1			Wichita	2018
Premium Solvent	Selenium	180-72259-2	1	0.5	mg/L	U	1			Chester	2018
Premium Solvent	Selenium	180-72871-1	1	0.5	mg/L	U	1			Sacramento	2018
Premium Solvent	Selenium	180-71540-1	1	0.5	mg/L	U	1			Salisbury	2018
Premium Solvent	Selenium	180-71594-1	1	0.5	mg/L	U	1			Santa Ana	2018
Premium Solvent	Selenium	180-74277-1	1	0.5	mg/L	U	1			Tallahassee	2018
Premium Solvent	Selenium	180-64753-1	0.52	0.52	mg/L	J	1			Kaukauna	2017
Premium Solvent	Selenium	180-52527-1	0.55	0.55	mg/L	J B	1			Boise	2016
Premium Solvent	Selenium	180-64796-1	0.57	0.57	mg/L	J	1			Wichita	2017
Premium Solvent	Selenium	180-58611-1	0.67	0.67	mg/L		0.58			Sacremento	2016
Premium Solvent	Silver	180-54680-1	0.083	0.083	mg/L	J	0.5			Waukesha	2016
Premium Solvent	Silver	180-58611-1	0.29	0.145	mg/L	U	0.29			Sacremento	2016
Premium Solvent	Silver	180-68925-1	0.15	0.15	mg/L	J	0.5			Waukesha	2017
Premium Solvent	Silver	180-54675-1	0.17	0.17	mg/L	J	0.5			Waukesha	2016
Premium Solvent	Silver	180-58744-1	0.5	0.25	mg/L	U	0.5			Albuquerque	2016
Premium Solvent	Silver	180-52527-1	0.5	0.25	mg/L	U	0.5			Boise	2016
Premium Solvent	Silver	180-53494-1	0.5	0.25	mg/L	U	0.5			Chandler	2016
Premium Solvent	Silver	180-58394-1	0.5	0.25	mg/L	U	0.5			Charlotte	2016
Premium Solvent	Silver	180-54771-1	0.5	0.25	mg/L	U	0.5			Chester	2016
Premium Solvent	Silver	180-58680-1	0.5	0.25	mg/L	U	0.5			Clackamas	2016
Premium Solvent	Silver	180-56685-1	0.5	0.25	mg/L	U	0.5			Farmington	2016
Premium Solvent	Silver	180-53961-1	0.5	0.25	mg/L	U	0.5			Kaukauna	2016
Premium Solvent	Silver	180-53962-1	0.5	0.25	mg/L	U	0.5			Kaukauna	2016
Premium Solvent	Silver	180-53963-1	0.5	0.25	mg/L	U	0.5			Kaukauna	2016

Premium Solvent	Silver	180-57964-1	0.5	0.25	mg/L	U	0.5			Omaha	2016
Premium Solvent	Silver	180-56003-1	0.5	0.25	mg/L	U	0.5			St. Pauls	2016
Premium Solvent	Silver	180-55533-1	0.5	0.25	mg/L	U	0.5			Syracuse	2016
Premium Solvent	Silver	180-58138-1	0.5	0.25	mg/L	U	0.5			Tampa	2016
Premium Solvent	Silver	180-58732-1	0.5	0.25	mg/L	U	0.5			Tulsa	2016
Premium Solvent	Silver	180-58266-1	0.5	0.25	mg/L	U	0.5			Vinton	2016
Premium Solvent	Silver	180-54672-1	0.5	0.25	mg/L	U	0.5			Waukesha	2016
Premium Solvent	Silver	180-54673-1	0.5	0.25	mg/L	U	0.5			Waukesha	2016
Premium Solvent	Silver	180-54674-1	0.5	0.25	mg/L	U	0.5			Waukesha	2016
Premium Solvent	Silver	180-54676-1	0.5	0.25	mg/L	U	0.5			Waukesha	2016
Premium Solvent	Silver	180-54677-1	0.5	0.25	mg/L	U	0.5			Waukesha	2016
Premium Solvent	Silver	180-54678-1	0.5	0.25	mg/L	U	0.5			Waukesha	2016
Premium Solvent	Silver	180-54679-1	0.5	0.25	mg/L	U	0.5			Waukesha	2016
Premium Solvent	Silver	180-66650-1	0.5	0.25	mg/L	U	0.5			Albuquerque	2017
Premium Solvent	Silver	180-65687-1	0.5	0.25	mg/L	U	0.5			Archdale	2017
Premium Solvent	Silver	180-65693-1	0.5	0.25	mg/L	U	0.5			Avon	2017
Premium Solvent	Silver	180-64613-1	0.5	0.25	mg/L	U	0.5			Chandler	2017
Premium Solvent	Silver	180-70321-1	0.5	0.25	mg/L	U	0.5			Chesapeake	2017
Premium Solvent	Silver	180-69209-1	0.5	0.25	mg/L	U	0.5			Clackamas	2017
Premium Solvent	Silver	180-65928-1	0.5	0.25	mg/L	U	0.5			Cohoes	2017
Premium Solvent	Silver	180-68416-1	0.5	0.25	mg/L	U	0.5			Farmington	2017
Premium Solvent	Silver	180-70383-1	0.5	0.25	mg/L	U	0.5			Grand Island	2017
Premium Solvent	Silver	180-64751-1	0.5	0.25	mg/L	U	0.5			Kaukauna	2017
Premium Solvent	Silver	180-64752-1	0.5	0.25	mg/L	U	0.5			Kaukauna	2017
Premium Solvent	Silver	180-64753-1	0.5	0.25	mg/L	U	0.5			Kaukauna	2017
Premium Solvent	Silver	180-65696-1	0.5	0.25	mg/L	U	0.5			Lackawanna	2017
Premium Solvent	Silver	180-69242-1	0.5	0.25	mg/L	U	0.5			Oklahoma City	2017
Premium Solvent	Silver	180-69237-1	0.5	0.25	mg/L	U	0.5			Omaha	2017
Premium Solvent	Silver	180-70392-1	0.5	0.25	mg/L	U	0.5			Raleigh	2017
Premium Solvent	Silver	180-68772-1	0.5	0.25	mg/L	U	0.5			St Pauls	2017
Premium Solvent	Silver	180-65396-1	0.5	0.25	mg/L	U	0.5			Syracuse	2017
Premium Solvent	Silver	180-66253-1	0.5	0.25	mg/L	U	0.5			Vinton	2017
Premium Solvent	Silver	180-68919-1	0.5	0.25	mg/L	U	0.5			Waukesha	2017
Premium Solvent	Silver	180-68924-1	0.5	0.25	mg/L	U	0.5			Waukesha	2017
Premium Solvent	Silver	180-64796-1	0.5	0.25	mg/L	U	0.5			Wichita	2017
Premium Solvent	Silver	180-60141-1	0.5	0.25	mg/L	U	0.5			Avon	2017
Premium Solvent	Silver	180-60012-1	0.5	0.25	mg/L	U	0.5			Chesapeake	2017
Premium Solvent	Silver	180-59840-1	0.5	0.25	mg/L	U	0.5	52	88	Cohoes	2017
Premium Solvent	Silver	180-59969-1	0.5	0.25	mg/L	U	0.5			Lackawanna	2017
Premium Solvent	Silver	180-60895-1	0.5	0.25	mg/L	U	0.5			Archdale	2017
Premium Solvent	Silver	180-60618-1	0.5	0.25	mg/L	U	0.5			Barre	2017
Premium Solvent	Silver	180-81014-1	0.5	0.25	mg/L	U	0.5			Albuquerque	2018
Premium Solvent	Silver	180-77400-1	0.5	0.25	mg/L	U	0.5			Archdale	2018
Premium Solvent	Silver	180-80742-1	0.5	0.25	mg/L	U	0.5			Avon	2018
Premium Solvent	Silver	180-81163-1	0.5	0.25	mg/L	U	0.5			Barre	2018
Premium Solvent	Silver	180-77125-1	0.5	0.25	mg/L	U	0.5			Boise	2018
Premium Solvent	Silver	180-77004-1	0.5	0.25	mg/L	U	0.5			Chandler	2018
Premium Solvent	Silver	180-77391-1	0.5	0.25	mg/L	U	0.5			Chester	2018
Premium Solvent	Silver	180-82330-1	0.5	0.25	mg/L	U	0.5			Clackamas	2018
Premium Solvent	Silver	180-77710-1	0.5	0.25	mg/L	U	0.5			Cohoes	2018
Premium Solvent	Silver	180-81146-1	0.5	0.25	mg/L	U	0.5			Farmington	2018
Premium Solvent	Silver	180-77381-1	0.5	0.25	mg/L	U	0.5			Kaukauna	2018
Premium Solvent	Silver	180-77382-1	0.5	0.25	mg/L	U	0.5			Kaukauna	2018
Premium Solvent	Silver	180-77383-1	0.5	0.25	mg/L	U	0.5			Kaukauna	2018
Premium Solvent	Silver	180-77070-1	0.5	0.25	mg/L	U	0.5			Lackawanna	2018
Premium Solvent	Silver	180-80012-1	0.5	0.25	mg/L	U	0.5			Oklahoma City	2018
Premium Solvent	Silver	180-80014-1	0.5	0.25	mg/L	U	0.5			Oklahoma City	2018
Premium Solvent	Silver	180-80848-1	0.5	0.25	mg/L	U	0.5			Sacramento	2018
Premium Solvent	Silver	180-81823-1	0.5	0.25	mg/L	U	0.5			Salisbury	2018
Premium Solvent	Silver	180-76988-1	0.5	0.25	mg/L	U	0.5			Salt Lake City	2018
Premium Solvent	Silver	180-78677-1	0.5	0.25	mg/L	U	0.5			Santa Ana	2018
Premium Solvent	Silver	180-78463-1	0.5	0.25	mg/L	U	0.5			St Pauls	2018
Premium Solvent	Silver	180-76683-1	0.5	0.25	mg/L	U	0.5			Syracuse	2018
Premium Solvent	Silver	180-79370-1	0.5	0.25	mg/L	U	0.5			Tampa	2018
Premium Solvent	Silver	180-78689-1	0.5	0.25	mg/L	U	0.5			Vinton	2018
Premium Solvent	Silver	180-76265-1	0.5	0.25	mg/L	U	0.5			Waukesha	2018
Premium Solvent	Silver	180-76266-1	0.5	0.25	mg/L	U	0.5			Waukesha	2018

Premium Solvent	Silver	180-76267-1	0.5	0.25	mg/L	U	0.5	Waukesha	2018
Premium Solvent	Silver	180-76262-1	0.5	0.25	mg/L	U	0.5	Wichita	2018
Premium Solvent	Silver	180-72259-2	0.5	0.25	mg/L	U	0.5	Chester	2018
Premium Solvent	Silver	180-72871-1	0.5	0.25	mg/L	U	0.5	Sacramento	2018
Premium Solvent	Silver	180-71540-1	0.5	0.25	mg/L	U	0.5	Salisbury	2018
Premium Solvent	Silver	180-71594-1	0.5	0.25	mg/L	U	0.5	Santa Ana	2018
Premium Solvent	Silver	180-74277-1	0.5	0.25	mg/L	U	0.5	Tallahassee	2018
Premium Solvent	Specific Gravity	180-77391-1	0.74	0.74	No Unit		0.01	Chester	2018
Premium Solvent	Specific Gravity	180-77381-1	0.74	0.74	No Unit		0.01	Kaukauna	2018
Premium Solvent	Specific Gravity	180-77004-1	0.75	0.75	No Unit		0.01	Chandler	2018
Premium Solvent	Specific Gravity	180-77400-1	0.76	0.76	No Unit		0.01	Archdale	2018
Premium Solvent	Specific Gravity	180-77125-1	0.76	0.76	No Unit		0.01	Boise	2018
Premium Solvent	Specific Gravity	180-82330-1	0.76	0.76	No Unit		0.01	Clackamas	2018
Premium Solvent	Specific Gravity	180-77710-1	0.76	0.76	No Unit		0.01	Cohoes	2018
Premium Solvent	Specific Gravity	180-77382-1	0.76	0.76	No Unit		0.01	Kaukauna	2018
Premium Solvent	Specific Gravity	180-77383-1	0.76	0.76	No Unit		0.01	Kaukauna	2018
Premium Solvent	Specific Gravity	180-77070-1	0.76	0.76	No Unit		0.01	Lackawanna	2018
Premium Solvent	Specific Gravity	180-80012-1	0.76	0.76	No Unit		0.01	Oklahoma City	2018
Premium Solvent	Specific Gravity	180-76988-1	0.76	0.76	No Unit		0.01	Salt Lake City	2018
Premium Solvent	Specific Gravity	180-78677-1	0.76	0.76	No Unit		0.01	Santa Ana	2018
Premium Solvent	Specific Gravity	180-78463-1	0.76	0.76	No Unit		0.01	St Pauls	2018
Premium Solvent	Specific Gravity	180-76683-1	0.76	0.76	No Unit		0.01	Syracuse	2018
Premium Solvent	Specific Gravity	180-78689-1	0.76	0.76	No Unit		0.01	Vinton	2018
Premium Solvent	Specific Gravity	180-76265-1	0.76	0.76	No Unit		0.01	Waukesha	2018
Premium Solvent	Specific Gravity	180-76266-1	0.76	0.76	No Unit		0.01	Waukesha	2018
Premium Solvent	Specific Gravity	180-76262-1	0.76	0.76	No Unit		0.01	Wichita	2018
Premium Solvent	Specific Gravity	180-71540-1	0.76	0.76	No Unit		0.01	Salisbury	2018
Premium Solvent	Specific Gravity	180-81014-1	0.77	0.77	No Unit		0.01	Albuquerque	2018
Premium Solvent	Specific Gravity	180-80742-1	0.77	0.77	No Unit		0.01	Avon	2018
Premium Solvent	Specific Gravity	180-80014-1	0.77	0.77	No Unit		0.01	Oklahoma City	2018
Premium Solvent	Specific Gravity	180-80848-1	0.77	0.77	No Unit		0.01	Sacramento	2018
Premium Solvent	Specific Gravity	180-81823-1	0.77	0.77	No Unit		0.01	Salisbury	2018
Premium Solvent	Specific Gravity	180-79370-1	0.77	0.77	No Unit		0.01	Tampa	2018
Premium Solvent	Specific Gravity	180-76267-1	0.77	0.77	No Unit		0.01	Waukesha	2018
Premium Solvent	Specific Gravity	180-72871-1	0.77	0.77	No Unit		0.01	Sacramento	2018
Premium Solvent	Specific Gravity	180-81146-1	0.78	0.78	No Unit		0.01	Farmington	2018
Premium Solvent	Specific Gravity	180-72259-2	0.78	0.78	No Unit		0.01	Chester	2018
Premium Solvent	Specific Gravity	180-71594-1	0.78	0.78	No Unit		0.01	Santa Ana	2018
Premium Solvent	Specific Gravity	180-74277-1	0.78	0.78	No Unit		0.01	Tallahassee	2018
Premium Solvent	Specific Gravity	180-81163-1	0.79	0.79	No Unit		0.01	Barre	2018
Premium Solvent	Tetrachloroethene	180-58611-1	0.078	0.078	mg/L	J	0.23	Sacremento	2016
Premium Solvent	Tetrachloroethene	180-64796-1	0.1	0.1	mg/L	J	0.25	Wichita	2017
Premium Solvent	Tetrachloroethene	180-58744-1	0.25	0.125	mg/L	U	0.25	Albuquerque	2016
Premium Solvent	Tetrachloroethene	180-53494-1	0.25	0.125	mg/L	U	0.25	Chandler	2016
Premium Solvent	Tetrachloroethene	180-56685-1	0.25	0.125	mg/L	U	0.25	Farmington	2016
Premium Solvent	Tetrachloroethene	180-58732-1	0.25	0.125	mg/L	U	0.25	Tulsa	2016
Premium Solvent	Tetrachloroethene	180-65687-1	0.25	0.125	mg/L	U	0.25	Archdale	2017
Premium Solvent	Tetrachloroethene	180-64613-1	0.25	0.125	mg/L	U	0.25	Chandler	2017
Premium Solvent	Tetrachloroethene	180-69209-1	0.25	0.125	mg/L	U	0.25	Clackamas	2017
Premium Solvent	Tetrachloroethene	180-69242-1	0.25	0.125	mg/L	U	0.25	Oklahoma City	2017
Premium Solvent	Tetrachloroethene	180-65396-1	0.25	0.125	mg/L	U	0.25	Syracuse	2017
Premium Solvent	Tetrachloroethene	180-77004-1	0.25	0.125	mg/L	U	0.25	Chandler	2018
Premium Solvent	Tetrachloroethene	180-82330-1	0.25	0.125	mg/L	U	0.25	Clackamas	2018
Premium Solvent	Tetrachloroethene	180-80848-1	0.25	0.125	mg/L	U	0.25	Sacramento	2018
Premium Solvent	Tetrachloroethene	180-76683-1	0.25	0.125	mg/L	U	0.25	Syracuse	2018
Premium Solvent	Tetrachloroethene	180-76262-1	0.25	0.125	mg/L	U	0.25	Wichita	2018
Premium Solvent	Tetrachloroethene	180-72871-1	0.25	0.125	mg/L	U	0.25	Sacramento	2018
Premium Solvent	Tetrachloroethene	180-74277-1	0.25	0.125	mg/L	U	0.25	Tallahassee	2018
Premium Solvent	Tetrachloroethene	180-66650-1	0.18	0.18	mg/L	J	0.25	Albuquerque	2017
Premium Solvent	Tetrachloroethene	180-68919-1	0.18	0.18	mg/L	J	0.25	Waukesha	2017
Premium Solvent	Tetrachloroethene	180-58680-1	0.2	0.2	mg/L	J	0.25	Clackamas	2016
Premium Solvent	Tetrachloroethene	180-77391-1	0.2	0.2	mg/L	J	0.25	Chester	2018
Premium Solvent	Tetrachloroethene	180-80012-1	0.2	0.2	mg/L	J	0.25	Oklahoma City	2018
Premium Solvent	Tetrachloroethene	180-64751-1	0.22	0.22	mg/L	J	0.25	Kaukauna	2017
Premium Solvent	Tetrachloroethene	180-76267-1	0.22	0.22	mg/L	J	0.25	Waukesha	2018
Premium Solvent	Tetrachloroethene	180-65693-1	0.23	0.23	mg/L	J	0.25	Avon	2017
Premium Solvent	Tetrachloroethene	180-53961-1	0.24	0.24	mg/L	J	0.25	Kaukauna	2016

Premium Solvent	Tetrachloroethene	180-53962-1	0.5	0.25	mg/L	U	0.5			Kaukauna	2016
Premium Solvent	Tetrachloroethene	180-53963-1	0.29	0.29	mg/L		0.25			Kaukauna	2016
Premium Solvent	Tetrachloroethene	180-54672-1	0.31	0.31	mg/L		0.25			Waukesha	2016
Premium Solvent	Tetrachloroethene	180-64752-1	0.31	0.31	mg/L		0.25			Kaukauna	2017
Premium Solvent	Tetrachloroethene	180-77400-1	0.32	0.32	mg/L		0.25			Archdale	2018
Premium Solvent	Tetrachloroethene	180-77381-1	0.32	0.32	mg/L		0.25			Kaukauna	2018
Premium Solvent	Tetrachloroethene	180-76265-1	0.32	0.32	mg/L		0.25			Waukesha	2018
Premium Solvent	Tetrachloroethene	180-81823-1	0.35	0.35	mg/L		0.25			Salisbury	2018
Premium Solvent	Tetrachloroethene	180-77070-1	0.36	0.36	mg/L		0.25			Lackawanna	2018
Premium Solvent	Tetrachloroethene	180-71594-1	0.38	0.38	mg/L		0.25			Santa Ana	2018
Premium Solvent	Tetrachloroethene	180-77710-1	0.41	0.41	mg/L		0.25			Cohoes	2018
Premium Solvent	Tetrachloroethene	180-64753-1	0.43	0.43	mg/L		0.25			Kaukauna	2017
Premium Solvent	Tetrachloroethene	180-59840-1	0.43	0.43	mg/L		0.25			Cohoes	2017
Premium Solvent	Tetrachloroethene	180-54676-1	0.44	0.44	mg/L		0.25			Waukesha	2016
Premium Solvent	Tetrachloroethene	180-78677-1	0.44	0.44	mg/L		0.25			Santa Ana	2018
Premium Solvent	Tetrachloroethene	180-76266-1	0.44	0.44	mg/L		0.25			Waukesha	2018
Premium Solvent	Tetrachloroethene	180-60012-1	0.5	0.5	mg/L		0.25			Chesapeake	2017
Premium Solvent	Tetrachloroethene	180-80742-1	0.54	0.54	mg/L		0.25			Avon	2018
Premium Solvent	Tetrachloroethene	180-54675-1	0.86	0.86	mg/L		0.25			Waukesha	2016
Premium Solvent	Tetrachloroethene	180-77383-1	0.87	0.87	mg/L		0.25			Kaukauna	2018
Premium Solvent	Tetrachloroethene	180-81146-1	1.1	1.1	mg/L		0.25			Farmington	2018
Premium Solvent	Tetrachloroethene	180-55533-1	1.2	1.2	mg/L		0.5			Syracuse	2016
Premium Solvent	Tetrachloroethene	180-68924-1	1.2	1.2	mg/L		0.25			Waukesha	2017
Premium Solvent	Tetrachloroethene	180-81014-1	1.3	1.3	mg/L	H	0.25			Albuquerque	2018
Premium Solvent	Tetrachloroethene	180-76988-1	1.6	1.6	mg/L		0.25	52	88	Salt Lake City	2018
Premium Solvent	Tetrachloroethene	180-56003-1	2	2	mg/L		0.5			St. Pauls	2016
Premium Solvent	Tetrachloroethene	180-79370-1	2.3	2.3	mg/L		0.25			Tampa	2018
Premium Solvent	Tetrachloroethene	180-58394-1	3.1	3.1	mg/L		0.25			Charlotte	2016
Premium Solvent	Tetrachloroethene	180-70383-1	3.6	3.6	mg/L		0.25			Grand Island	2017
Premium Solvent	Tetrachloroethene	180-58138-1	3.8	3.8	mg/L		0.25			Tampa	2016
Premium Solvent	Tetrachloroethene	180-54680-1	3.9	3.9	mg/L		0.25			Waukesha	2016
Premium Solvent	Tetrachloroethene	180-54674-1	4	4	mg/L		0.25			Waukesha	2016
Premium Solvent	Tetrachloroethene	180-80014-1	4.2	4.2	mg/L		0.25			Oklahoma City	2018
Premium Solvent	Tetrachloroethene	180-54673-1	4.3	4.3	mg/L		0.25			Waukesha	2016
Premium Solvent	Tetrachloroethene	180-54678-1	4.6	4.6	mg/L		0.25			Waukesha	2016
Premium Solvent	Tetrachloroethene	180-59969-1	4.8	4.8	mg/L		0.25			Lackawanna	2017
Premium Solvent	Tetrachloroethene	180-54679-1	5.2	5.2	mg/L		0.25			Waukesha	2016
Premium Solvent	Tetrachloroethene	180-58266-1	5.5	5.5	mg/L		0.25			Vinton	2016
Premium Solvent	Tetrachloroethene	180-78463-1	8.9	8.9	mg/L		0.25			St Pauls	2018
Premium Solvent	Tetrachloroethene	180-68416-1	10	10	mg/L		0.25			Farmington	2017
Premium Solvent	Tetrachloroethene	180-60895-1	14	14	mg/L		0.25			Archdale	2017
Premium Solvent	Tetrachloroethene	180-70392-1	15	15	mg/L		0.25			Raleigh	2017
Premium Solvent	Tetrachloroethene	180-54677-1	19	19	mg/L		0.25			Waukesha	2016
Premium Solvent	Tetrachloroethene	180-68772-1	31	31	mg/L		0.25			St Pauls	2017
Premium Solvent	Tetrachloroethene	180-65928-1	32	32	mg/L		0.25			Cohoes	2017
Premium Solvent	Tetrachloroethene	180-66253-1	67	67	mg/L		2.5			Vinton	2017
Premium Solvent	Tetrachloroethene	180-69237-1	130	130	mg/L		5			Omaha	2017
Premium Solvent	Tetrachloroethene	180-60141-1	230	230	mg/L		5			Avon	2017
Premium Solvent	Tetrachloroethene	180-65696-1	350	350	mg/L		25			Lackawanna	2017
Premium Solvent	Tetrachloroethene	180-57964-1	510	510	mg/L		50			Omaha	2016
Premium Solvent	Tetrachloroethene	180-72259-2	670	670	mg/L		50			Chester	2018
Premium Solvent	Tetrachloroethene	180-68925-1	730	730	mg/L		25			Waukesha	2017
Premium Solvent	Tetrachloroethene	180-77125-1	730	730	mg/L		50			Boise	2018
Premium Solvent	Tetrachloroethene	180-77382-1	750	750	mg/L		50			Kaukauna	2018
Premium Solvent	Tetrachloroethene	180-70321-1	800	800	mg/L	E	0.25			Chesapeake	2017
Premium Solvent	Tetrachloroethene	180-78689-1	1400	1400	mg/L		100			Vinton	2018
Premium Solvent	Tetrachloroethene	180-52527-1	2300	2300	mg/L		100			Boise	2016
Premium Solvent	Tetrachloroethene	180-54771-1	3200	3200	mg/L		100			Chester	2016
Premium Solvent	Tetrachloroethene	180-71540-1	4500	4500	mg/L		100			Salisbury	2018
Premium Solvent	Tetrachloroethene	180-81163-1	5400	5400	mg/L		100			Barre	2018
Premium Solvent	Tetrachloroethene	180-60618-1	14000	14000	mg/L		100			Barre	2017
Premium Solvent	Trichloroethene	180-58611-1	0.23	0.115	mg/L	U	0.23			Sacremento	2016
Premium Solvent	Trichloroethene	180-58744-1	0.25	0.125	mg/L	U	0.25			Albuquerque	2016
Premium Solvent	Trichloroethene	180-52527-1	0.25	0.125	mg/L	U	0.25			Boise	2016
Premium Solvent	Trichloroethene	180-53494-1	0.25	0.125	mg/L	U	0.25			Chandler	2016
Premium Solvent	Trichloroethene	180-58394-1	0.25	0.125	mg/L	U	0.25			Charlotte	2016
Premium Solvent	Trichloroethene	180-58680-1	0.25	0.125	mg/L	U	0.25			Clackamas	2016

Premium Solvent	Trichloroethene	180-56685-1	0.25	0.125	mg/L	U	0.25			Farmington	2016
Premium Solvent	Trichloroethene	180-53963-1	0.25	0.125	mg/L	U	0.25			Kaukauna	2016
Premium Solvent	Trichloroethene	180-57964-1	0.25	0.125	mg/L	U	0.25			Omaha	2016
Premium Solvent	Trichloroethene	180-58138-1	0.25	0.125	mg/L	U	0.25			Tampa	2016
Premium Solvent	Trichloroethene	180-58732-1	0.25	0.125	mg/L	U	0.25			Tulsa	2016
Premium Solvent	Trichloroethene	180-58266-1	0.25	0.125	mg/L	U	0.25			Vinton	2016
Premium Solvent	Trichloroethene	180-54672-1	0.25	0.125	mg/L	U	0.25			Waukesha	2016
Premium Solvent	Trichloroethene	180-54673-1	0.25	0.125	mg/L	U	0.25			Waukesha	2016
Premium Solvent	Trichloroethene	180-54674-1	0.25	0.125	mg/L	U	0.25			Waukesha	2016
Premium Solvent	Trichloroethene	180-54675-1	0.25	0.125	mg/L	U	0.25			Waukesha	2016
Premium Solvent	Trichloroethene	180-54676-1	0.25	0.125	mg/L	U	0.25			Waukesha	2016
Premium Solvent	Trichloroethene	180-54677-1	0.25	0.125	mg/L	U	0.25			Waukesha	2016
Premium Solvent	Trichloroethene	180-54678-1	0.25	0.125	mg/L	U	0.25			Waukesha	2016
Premium Solvent	Trichloroethene	180-54679-1	0.25	0.125	mg/L	U	0.25			Waukesha	2016
Premium Solvent	Trichloroethene	180-54680-1	0.25	0.125	mg/L	U	0.25			Waukesha	2016
Premium Solvent	Trichloroethene	180-66650-1	0.25	0.125	mg/L	U	0.25			Albuquerque	2017
Premium Solvent	Trichloroethene	180-65687-1	0.25	0.125	mg/L	U	0.25			Archdale	2017
Premium Solvent	Trichloroethene	180-65693-1	0.25	0.125	mg/L	U	0.25			Avon	2017
Premium Solvent	Trichloroethene	180-64613-1	0.25	0.125	mg/L	U	0.25			Chandler	2017
Premium Solvent	Trichloroethene	180-70321-1	0.25	0.125	mg/L	U	0.25			Chesapeake	2017
Premium Solvent	Trichloroethene	180-69209-1	0.25	0.125	mg/L	U	0.25			Clackamas	2017
Premium Solvent	Trichloroethene	180-65928-1	0.25	0.125	mg/L	U	0.25			Cohoes	2017
Premium Solvent	Trichloroethene	180-68416-1	0.25	0.125	mg/L	U	0.25			Farmington	2017
Premium Solvent	Trichloroethene	180-70383-1	0.25	0.125	mg/L	U	0.25			Grand Island	2017
Premium Solvent	Trichloroethene	180-64751-1	0.25	0.125	mg/L	U	0.25			Kaukauna	2017
Premium Solvent	Trichloroethene	180-64752-1	0.25	0.125	mg/L	U	0.25			Kaukauna	2017
Premium Solvent	Trichloroethene	180-64753-1	0.25	0.125	mg/L	U	0.25			Kaukauna	2017
Premium Solvent	Trichloroethene	180-65696-1	0.25	0.125	mg/L	U	0.25			Lackawanna	2017
Premium Solvent	Trichloroethene	180-69242-1	0.25	0.125	mg/L	U	0.25			Oklahoma City	2017
Premium Solvent	Trichloroethene	180-69237-1	0.25	0.125	mg/L	U	0.25			Omaha	2017
Premium Solvent	Trichloroethene	180-68772-1	0.25	0.125	mg/L	U	0.25			St Pauls	2017
Premium Solvent	Trichloroethene	180-65396-1	0.25	0.125	mg/L	U	0.25			Syracuse	2017
Premium Solvent	Trichloroethene	180-66253-1	0.25	0.125	mg/L	U	0.25			Vinton	2017
Premium Solvent	Trichloroethene	180-68919-1	0.25	0.125	mg/L	U	0.25			Waukesha	2017
Premium Solvent	Trichloroethene	180-68924-1	0.25	0.125	mg/L	U	0.25			Waukesha	2017
Premium Solvent	Trichloroethene	180-68925-1	0.25	0.125	mg/L	U	0.25			Waukesha	2017
Premium Solvent	Trichloroethene	180-64796-1	0.25	0.125	mg/L	U	0.25			Wichita	2017
Premium Solvent	Trichloroethene	180-60141-1	0.25	0.125	mg/L	U	0.25			Avon	2017
Premium Solvent	Trichloroethene	180-60012-1	0.25	0.125	mg/L	U	0.25			Chesapeake	2017
Premium Solvent	Trichloroethene	180-59840-1	0.25	0.125	mg/L	U	0.25			Cohoes	2017
Premium Solvent	Trichloroethene	180-59969-1	0.25	0.125	mg/L	U	0.25			Lackawanna	2017
Premium Solvent	Trichloroethene	180-60895-1	0.25	0.125	mg/L	U	0.25			Archdale	2017
Premium Solvent	Trichloroethene	180-60618-1	0.25	0.125	mg/L	U	0.25			Barre	2017
Premium Solvent	Trichloroethene	180-81014-1	0.25	0.125	mg/L	U H	0.25			Albuquerque	2018
Premium Solvent	Trichloroethene	180-77400-1	0.25	0.125	mg/L	U	0.25			Archdale	2018
Premium Solvent	Trichloroethene	180-80742-1	0.25	0.125	mg/L	U	0.25	52	88	Avon	2018
Premium Solvent	Trichloroethene	180-81163-1	0.25	0.125	mg/L	U	0.25			Barre	2018
Premium Solvent	Trichloroethene	180-77125-1	0.25	0.125	mg/L	U	0.25			Boise	2018
Premium Solvent	Trichloroethene	180-77004-1	0.25	0.125	mg/L	U	0.25			Chandler	2018
Premium Solvent	Trichloroethene	180-77391-1	0.25	0.125	mg/L	U	0.25			Chester	2018
Premium Solvent	Trichloroethene	180-82330-1	0.25	0.125	mg/L	U	0.25			Clackamas	2018
Premium Solvent	Trichloroethene	180-77710-1	0.25	0.125	mg/L	U	0.25			Cohoes	2018
Premium Solvent	Trichloroethene	180-81146-1	0.25	0.125	mg/L	U	0.25			Farmington	2018
Premium Solvent	Trichloroethene	180-77381-1	0.25	0.125	mg/L	U	0.25			Kaukauna	2018
Premium Solvent	Trichloroethene	180-77383-1	0.25	0.125	mg/L	U	0.25			Kaukauna	2018
Premium Solvent	Trichloroethene	180-77070-1	0.25	0.125	mg/L	U	0.25			Lackawanna	2018
Premium Solvent	Trichloroethene	180-80012-1	0.25	0.125	mg/L	U	0.25			Oklahoma City	2018
Premium Solvent	Trichloroethene	180-80014-1	0.25	0.125	mg/L	U	0.25			Oklahoma City	2018
Premium Solvent	Trichloroethene	180-80848-1	0.25	0.125	mg/L	U	0.25			Sacramento	2018
Premium Solvent	Trichloroethene	180-81823-1	0.25	0.125	mg/L	U	0.25			Salisbury	2018
Premium Solvent	Trichloroethene	180-76988-1	0.25	0.125	mg/L	U	0.25			Salt Lake City	2018
Premium Solvent	Trichloroethene	180-78677-1	0.25	0.125	mg/L	U	0.25			Santa Ana	2018
Premium Solvent	Trichloroethene	180-78463-1	0.25	0.125	mg/L	U	0.25			St Pauls	2018
Premium Solvent	Trichloroethene	180-76683-1	0.25	0.125	mg/L	U	0.25			Syracuse	2018
Premium Solvent	Trichloroethene	180-79370-1	0.25	0.125	mg/L	U	0.25			Tampa	2018
Premium Solvent	Trichloroethene	180-78689-1	0.25	0.125	mg/L	U	0.25			Vinton	2018
Premium Solvent	Trichloroethene	180-76265-1	0.25	0.125	mg/L	U	0.25			Waukesha	2018

Premium Solvent	Trichloroethene	180-76266-1	0.25	0.125	mg/L	U	0.25			Waukesha	2018
Premium Solvent	Trichloroethene	180-76267-1	0.25	0.125	mg/L	U	0.25			Waukesha	2018
Premium Solvent	Trichloroethene	180-76262-1	0.25	0.125	mg/L	U	0.25			Wichita	2018
Premium Solvent	Trichloroethene	180-72259-2	0.25	0.125	mg/L	U	0.25			Chester	2018
Premium Solvent	Trichloroethene	180-72871-1	0.25	0.125	mg/L	U	0.25			Sacramento	2018
Premium Solvent	Trichloroethene	180-71540-1	0.25	0.125	mg/L	U	0.25			Salisbury	2018
Premium Solvent	Trichloroethene	180-71594-1	0.25	0.125	mg/L	U	0.25			Santa Ana	2018
Premium Solvent	Trichloroethene	180-74277-1	0.25	0.125	mg/L	U	0.25			Tallahassee	2018
Premium Solvent	Trichloroethene	180-70392-1	0.15	0.15	mg/L	J	0.25			Raleigh	2017
Premium Solvent	Trichloroethene	180-53962-1	0.5	0.25	mg/L	U	0.5			Kaukauna	2016
Premium Solvent	Trichloroethene	180-56003-1	0.5	0.25	mg/L	U	0.5			St. Pauls	2016
Premium Solvent	Trichloroethene	180-55533-1	0.5	0.25	mg/L	U	0.5			Syracuse	2016
Premium Solvent	Trichloroethene	180-53961-1	0.26	0.26	mg/L		0.25			Kaukauna	2016
Premium Solvent	Trichloroethene	180-77382-1	0.33	0.33	mg/L		0.25			Kaukauna	2018
Premium Solvent	Trichloroethene	180-54771-1	5.7	5.7	mg/L		0.25			Chester	2016
Premium Solvent	Vinyl Chloride	180-58744-1	0.1	0.05	mg/L	U	0.1			Albuquerque	2016
Premium Solvent	Vinyl Chloride	180-52527-1	0.1	0.05	mg/L	U	0.1			Boise	2016
Premium Solvent	Vinyl Chloride	180-53494-1	0.1	0.05	mg/L	U	0.1			Chandler	2016
Premium Solvent	Vinyl Chloride	180-58394-1	0.1	0.05	mg/L	U	0.1			Charlotte	2016
Premium Solvent	Vinyl Chloride	180-54771-1	0.1	0.05	mg/L	U	0.1			Chester	2016
Premium Solvent	Vinyl Chloride	180-58680-1	0.1	0.05	mg/L	U	0.1			Clackamas	2016
Premium Solvent	Vinyl Chloride	180-56685-1	0.1	0.05	mg/L	U	0.1			Farmington	2016
Premium Solvent	Vinyl Chloride	180-53961-1	0.1	0.05	mg/L	U	0.1			Kaukauna	2016
Premium Solvent	Vinyl Chloride	180-53963-1	0.1	0.05	mg/L	U	0.1			Kaukauna	2016
Premium Solvent	Vinyl Chloride	180-57964-1	0.1	0.05	mg/L	U	0.1			Omaha	2016
Premium Solvent	Vinyl Chloride	180-58138-1	0.1	0.05	mg/L	U	0.1			Tampa	2016
Premium Solvent	Vinyl Chloride	180-58732-1	0.1	0.05	mg/L	U	0.1			Tulsa	2016
Premium Solvent	Vinyl Chloride	180-58266-1	0.1	0.05	mg/L	U	0.1			Vinton	2016
Premium Solvent	Vinyl Chloride	180-54672-1	0.1	0.05	mg/L	U	0.1			Waukesha	2016
Premium Solvent	Vinyl Chloride	180-54673-1	0.1	0.05	mg/L	U	0.1			Waukesha	2016
Premium Solvent	Vinyl Chloride	180-54674-1	0.1	0.05	mg/L	U	0.1			Waukesha	2016
Premium Solvent	Vinyl Chloride	180-54675-1	0.1	0.05	mg/L	U	0.1			Waukesha	2016
Premium Solvent	Vinyl Chloride	180-54676-1	0.1	0.05	mg/L	U	0.1			Waukesha	2016
Premium Solvent	Vinyl Chloride	180-54677-1	0.1	0.05	mg/L	U	0.1			Waukesha	2016
Premium Solvent	Vinyl Chloride	180-54678-1	0.1	0.05	mg/L	U	0.1			Waukesha	2016
Premium Solvent	Vinyl Chloride	180-54679-1	0.1	0.05	mg/L	U	0.1			Waukesha	2016
Premium Solvent	Vinyl Chloride	180-54680-1	0.1	0.05	mg/L	U	0.1			Waukesha	2016
Premium Solvent	Vinyl chloride	180-66650-1	0.1	0.05	mg/L	U	0.1			Albuquerque	2017
Premium Solvent	Vinyl chloride	180-65687-1	0.1	0.05	mg/L	U	0.1			Archdale	2017
Premium Solvent	Vinyl chloride	180-65693-1	0.1	0.05	mg/L	U	0.1			Avon	2017
Premium Solvent	Vinyl chloride	180-64613-1	0.1	0.05	mg/L	U	0.1			Chandler	2017
Premium Solvent	Vinyl chloride	180-70321-1	0.1	0.05	mg/L	U	0.1			Chesapeake	2017
Premium Solvent	Vinyl chloride	180-69209-1	0.1	0.05	mg/L	U	0.1			Clackamas	2017
Premium Solvent	Vinyl chloride	180-65928-1	0.1	0.05	mg/L	U	0.1			Cohoes	2017
Premium Solvent	Vinyl chloride	180-68416-1	0.1	0.05	mg/L	U	0.1			Farmington	2017
Premium Solvent	Vinyl chloride	180-70383-1	0.1	0.05	mg/L	U	0.1			Grand Island	2017
Premium Solvent	Vinyl chloride	180-64751-1	0.1	0.05	mg/L	U	0.1			Kaukauna	2017
Premium Solvent	Vinyl chloride	180-64752-1	0.1	0.05	mg/L	U	0.1			Kaukauna	2017
Premium Solvent	Vinyl chloride	180-64753-1	0.1	0.05	mg/L	U	0.1			Kaukauna	2017
Premium Solvent	Vinyl chloride	180-65696-1	0.1	0.05	mg/L	U	0.1			Lackawanna	2017
Premium Solvent	Vinyl chloride	180-69242-1	0.1	0.05	mg/L	U	0.1			Oklahoma City	2017
Premium Solvent	Vinyl chloride	180-69237-1	0.1	0.05	mg/L	U	0.1			Omaha	2017
Premium Solvent	Vinyl chloride	180-70392-1	0.1	0.05	mg/L	U	0.1			Raleigh	2017
Premium Solvent	Vinyl chloride	180-68772-1	0.1	0.05	mg/L	U	0.1			St Pauls	2017
Premium Solvent	Vinyl chloride	180-65396-1	0.1	0.05	mg/L	U	0.1			Syracuse	2017
Premium Solvent	Vinyl chloride	180-66253-1	0.1	0.05	mg/L	U	0.1			Vinton	2017
Premium Solvent	Vinyl chloride	180-68919-1	0.1	0.05	mg/L	U	0.1			Waukesha	2017
Premium Solvent	Vinyl chloride	180-68924-1	0.1	0.05	mg/L	U	0.1			Waukesha	2017
Premium Solvent	Vinyl chloride	180-68925-1	0.1	0.05	mg/L	U	0.1			Waukesha	2017
Premium Solvent	Vinyl chloride	180-64796-1	0.1	0.05	mg/L	U	0.1			Wichita	2017
Premium Solvent	Vinyl chloride	180-60141-1	0.1	0.05	mg/L	U	0.1			Avon	2017
Premium Solvent	Vinyl chloride	180-60012-1	0.1	0.05	mg/L	U	0.1			Chesapeake	2017
Premium Solvent	Vinyl chloride	180-59840-1	0.1	0.05	mg/L	U	0.1			Cohoes	2017
Premium Solvent	Vinyl chloride	180-59969-1	0.1	0.05	mg/L	U	0.1			Lackawanna	2017
Premium Solvent	Vinyl chloride	180-60895-1	0.1	0.05	mg/L	U	0.1			Archdale	2017
Premium Solvent	Vinyl chloride	180-60618-1	0.1	0.05	mg/L	U	0.1			Barre	2017
Premium Solvent	Vinyl chloride	180-81014-1	0.1	0.05	mg/L	U H	0.1	52	88	Albuquerque	2018

Premium Solvent	Vinyl chloride	180-77400-1	0.1	0.05	mg/L	U	0.1	Archdale	2018
Premium Solvent	Vinyl chloride	180-80742-1	0.1	0.05	mg/L	U	0.1	Avon	2018
Premium Solvent	Vinyl chloride	180-81163-1	0.1	0.05	mg/L	U	0.1	Barre	2018
Premium Solvent	Vinyl chloride	180-77125-1	0.1	0.05	mg/L	U	0.1	Boise	2018
Premium Solvent	Vinyl chloride	180-77004-1	0.1	0.05	mg/L	U	0.1	Chandler	2018
Premium Solvent	Vinyl chloride	180-77391-1	0.1	0.05	mg/L	U	0.1	Chester	2018
Premium Solvent	Vinyl chloride	180-82330-1	0.1	0.05	mg/L	U	0.1	Clackamas	2018
Premium Solvent	Vinyl chloride	180-77710-1	0.1	0.05	mg/L	U	0.1	Cohoes	2018
Premium Solvent	Vinyl chloride	180-81146-1	0.1	0.05	mg/L	U	0.1	Farmington	2018
Premium Solvent	Vinyl chloride	180-77381-1	0.1	0.05	mg/L	U	0.1	Kaukauna	2018
Premium Solvent	Vinyl chloride	180-77382-1	0.1	0.05	mg/L	U	0.1	Kaukauna	2018
Premium Solvent	Vinyl chloride	180-77383-1	0.1	0.05	mg/L	U	0.1	Kaukauna	2018
Premium Solvent	Vinyl chloride	180-77070-1	0.1	0.05	mg/L	U	0.1	Lackawanna	2018
Premium Solvent	Vinyl chloride	180-80012-1	0.1	0.05	mg/L	U	0.1	Oklahoma City	2018
Premium Solvent	Vinyl chloride	180-80014-1	0.1	0.05	mg/L	U	0.1	Oklahoma City	2018
Premium Solvent	Vinyl chloride	180-80848-1	0.1	0.05	mg/L	U	0.1	Sacramento	2018
Premium Solvent	Vinyl chloride	180-81823-1	0.1	0.05	mg/L	U	0.1	Salisbury	2018
Premium Solvent	Vinyl chloride	180-76988-1	0.1	0.05	mg/L	U	0.1	Salt Lake City	2018
Premium Solvent	Vinyl chloride	180-78677-1	0.1	0.05	mg/L	U	0.1	Santa Ana	2018
Premium Solvent	Vinyl chloride	180-78463-1	0.1	0.05	mg/L	U	0.1	St Pauls	2018
Premium Solvent	Vinyl chloride	180-76683-1	0.1	0.05	mg/L	U	0.1	Syracuse	2018
Premium Solvent	Vinyl chloride	180-79370-1	0.1	0.05	mg/L	U	0.1	Tampa	2018
Premium Solvent	Vinyl chloride	180-78689-1	0.1	0.05	mg/L	U	0.1	Vinton	2018
Premium Solvent	Vinyl chloride	180-76265-1	0.1	0.05	mg/L	U	0.1	Waukesha	2018
Premium Solvent	Vinyl chloride	180-76266-1	0.1	0.05	mg/L	U	0.1	Waukesha	2018
Premium Solvent	Vinyl chloride	180-76267-1	0.1	0.05	mg/L	U	0.1	Waukesha	2018
Premium Solvent	Vinyl chloride	180-76262-1	0.1	0.05	mg/L	U	0.1	Wichita	2018
Premium Solvent	Vinyl chloride	180-72259-2	0.1	0.05	mg/L	U	0.1	Chester	2018
Premium Solvent	Vinyl chloride	180-72871-1	0.1	0.05	mg/L	U	0.1	Sacramento	2018
Premium Solvent	Vinyl chloride	180-71540-1	0.1	0.05	mg/L	U	0.1	Salisbury	2018
Premium Solvent	Vinyl chloride	180-71594-1	0.1	0.05	mg/L	U	0.1	Santa Ana	2018
Premium Solvent	Vinyl chloride	180-74277-1	0.1	0.05	mg/L	U	0.1	Tallahassee	2018
Premium Solvent	Vinyl Chloride	180-58611-1	0.15	0.075	mg/L	U	0.15	Sacremento	2016
Premium Solvent	Vinyl Chloride	180-53962-1	0.2	0.1	mg/L	U	0.2	Kaukauna	2016
Premium Solvent	Vinyl Chloride	180-56003-1	0.2	0.1	mg/L	U	0.2	St. Pauls	2016
Premium Solvent	Vinyl Chloride	180-55533-1	0.2	0.1	mg/L	U	0.2	Syracuse	2016

MATRIX	PARAMETER	LAB_SAMPLE_ID	RESULT	UNITS	QUALIFIER
	1,4-Dichlorobenzene Average		0.168		
	2,4,5-Trichlorophenol Average		0.195		
	2,4,6-Trichlorophenol Average		0.16		
	2,4-Dinitrotoluene Average		0.445		
	2-Butanone (MEK) Average		4.9413		
	Arsenic Average		0.885		
	Barium Average		2.135		
	Benzene Average		4.20143		
	Cadmium Average		0.12673		
	Chromium Average		0.3802		
	Flashpoint Average		152.941		
	Hexachlorobutadiene Average		0.25		
	Hexachloroethane Average		1.7		
	Lead Average		6.10548		
	Mercury Average		0.00917		
	pH Average		6.93386		
	Selenium Average		0.43364		
	Silver Average		0.13433		
	Specific Gravity Average		0.76424		
	Tetrachloroethene Average		506.549		
	Trichloroethene Average		1.61		

MATRIX	PARAMETER	LAB ID	RESULT	RANKED DATA	UNITS	QUALIFIER	REPORTING LIMIT	Uth VALUE	COUNT	FACILITY	YEAR
Paint Gun Cleaner Related Waste	1,1-Dichloroethene	180-58510-1	0.2	0.1	mg/L	U	0.2			Fresno	2016
Paint Gun Cleaner Related Waste	1,1-Dichloroethene	180-57951-1	0.2	0.1	mg/L	U	0.2			Los Angeles	2016
Paint Waste	1,1-Dichloroethene	180-58227-1	0.2	0.1	mg/L	U	0.2			Chandler	2016
Paint Waste	1,1-Dichloroethene	180-58024-1	0.2	0.1	mg/L	U	0.2			Los Angeles	2016
Paint Waste	1,1-Dichloroethene	180-58643-1	0.2	0.1	mg/L	U	0.2			Sacramento	2016
SOLID	1,1-Dichloroethene	180-80845-1	0.2	0.1	mg/L	U	0.2			Sacramento	2018
WATER	1,1-Dichloroethene	180-78619-1	0.2	0.1	mg/L	U	0.2			Santa Ana	2018
WASTE	1,1-Dichloroethene	180-77918-1	0.25	0.125	mg/L	U	0.25			Archdale	2018
Paint Gun Cleaner Related Waste	1,1-Dichloroethene	180-58742-1	0.5	0.25	mg/L	U	0.5			Albuquerque	2016
Paint Gun Cleaner Related Waste	1,1-Dichloroethene	180-55534-1	0.5	0.25	mg/L	U	0.5			Archdale	2016
Paint Gun Cleaner Related Waste	1,1-Dichloroethene	180-52547-1	0.5	0.25	mg/L	U	0.5			Boise	2016
Paint Gun Cleaner Related Waste	1,1-Dichloroethene	180-53492-1	0.5	0.25	mg/L	U	0.5			Chandler	2016
Paint Gun Cleaner Related Waste	1,1-Dichloroethene	180-58402-1	0.5	0.25	mg/L	U	0.5			Charlotte	2016
Paint Gun Cleaner Related Waste	1,1-Dichloroethene	180-54775-1	0.5	0.25	mg/L	U	0.5			Chester	2016
Paint Gun Cleaner Related Waste	1,1-Dichloroethene	180-58671-1	0.5	0.25	mg/L	U	0.5			Clackamas	2016
Paint Gun Cleaner Related Waste	1,1-Dichloroethene	180-56458-1	0.5	0.25	mg/L	U	0.5			Farmington	2016
Paint Gun Cleaner Related Waste	1,1-Dichloroethene	180-58737-1	0.5	0.25	mg/L	U	0.5			Highland	2016
Paint Gun Cleaner Related Waste	1,1-Dichloroethene	180-58659-1	0.5	0.25	mg/L	U	0.5			Sacramento	2016
Paint Gun Cleaner Related Waste	1,1-Dichloroethene	180-53844-1	0.5	0.25	mg/L	U	0.5			Salt Lake City	2016
Paint Gun Cleaner Related Waste	1,1-Dichloroethene	180-58153-1	0.5	0.25	mg/L	U	0.5			Santa Ana	2016
Paint Gun Cleaner Related Waste	1,1-Dichloroethene	180-56002-1	0.5	0.25	mg/L	U	0.5			St. Pauls	2016
Paint Gun Cleaner Related Waste	1,1-Dichloroethene	180-58141-1	0.5	0.25	mg/L	U	0.5			Tampa	2016
Paint Gun Cleaner Related Waste	1,1-Dichloroethene	180-58731-1	0.5	0.25	mg/L	U	0.5			Tulsa	2016
Paint Gun Cleaner Related Waste	1,1-Dichloroethene	180-58271-1	0.5	0.25	mg/L	U	0.5			Vinton	2016
Paint Waste	1,1-Dichloroethene	180-54776-1	0.5	0.25	mg/L	U	0.5			Chester	2016
Paint Waste	1,1-Dichloroethene	180-58677-1	0.5	0.25	mg/L	U	0.5			Clackamas	2016
Paint Waste	1,1-Dichloroethene	180-56412-1	0.5	0.25	mg/L	U	0.5			Farmington	2016
Paint Waste	1,1-Dichloroethene	180-58270-1	0.5	0.25	mg/L	U	0.5			Vinton	2016
Paint Gun Cleaner Related Waste	1,1-Dichloroethene	180-65692-1	0.5	0.25	mg/L	U	0.5			Archdale	2017
Paint Waste	1,1-Dichloroethene	180-66032-1	0.5	0.25	mg/L	U	0.5			Archdale	2017
Paint Gun Cleaner Related Waste	1,1-Dichloroethene	180-68704-1	0.5	0.25	mg/L	U	0.5			Boise	2017
Paint Waste	1,1-Dichloroethene	180-65188-1	0.5	0.25	mg/L	U	0.5			Chandler	2017
Paint Gun Cleaner Related Waste	1,1-Dichloroethene	180-70322-1	0.5	0.25	mg/L	U *	0.5			Chesapeake	2017
Paint Gun Cleaner Related Waste	1,1-Dichloroethene	180-69211-1	0.5	0.25	mg/L	U	0.5			Clackamas	2017
Paint Waste	1,1-Dichloroethene	180-69212-1	0.5	0.25	mg/L	U	0.5			Clackamas	2017
Paint Gun Cleaner Related Waste	1,1-Dichloroethene	180-68915-1	0.5	0.25	mg/L	U	0.5			Farmington	2017
Paint Waste	1,1-Dichloroethene	180-69824-1	0.5	0.25	mg/L	U	0.5			Farmington	2017
Paint Gun Cleaner Related Waste	1,1-Dichloroethene	180-68638-1	0.5	0.25	mg/L	U	0.5			Los Angeles	2017
Paint Waste	1,1-Dichloroethene	180-68464-1	0.5	0.25	mg/L	U	0.5			Los Angeles	2017
Paint Gun Cleaner Related Waste	1,1-Dichloroethene	180-69240-1	0.5	0.25	mg/L	U	0.5			Oklahoma City	2017
Paint Gun Cleaner Related Waste	1,1-Dichloroethene	180-70391-1	0.5	0.25	mg/L	U *	0.5			Raleigh	2017
Paint Gun Cleaner Related Waste	1,1-Dichloroethene	180-70805-1	0.5	0.25	mg/L	U	0.5			Salisbury	2017
Paint Gun Cleaner Related Waste	1,1-Dichloroethene	180-67818-1	0.5	0.25	mg/L	U	0.5			Santa Ana	2017
Paint Gun Cleaner Related Waste	1,1-Dichloroethene	180-68566-1	0.5	0.25	mg/L	U	0.5			St Pauls	2017
Paint Waste	1,1-Dichloroethene	180-70626-1	0.5	0.25	mg/L	U	0.5			St Pauls	2017
Paint Gun Cleaner Related Waste	1,1-Dichloroethene	180-66257-1	0.5	0.25	mg/L	U *	0.5			Vinton	2017
Paint Waste	1,1-Dichloroethene	180-66261-1	0.5	0.25	mg/L	U *	0.5			Vinton	2017
Paint Gun Cleaner Related Waste	1,1-Dichloroethene	180-68957-1	0.5	0.25	mg/L	U	0.5			Waukesha	2017
Paint Gun Cleaner Related Waste	1,1-Dichloroethene	180-64797-1	0.5	0.25	mg/L	U	0.5			Wichita	2017
Paint Gun Cleaner Related Waste	1,1-Dichloroethene	180-60016-1	0.5	0.25	mg/L	U	0.5			Chesapeake	2017
Paint Waste	1,1-Dichloroethene	180-60015-1	0.5	0.25	mg/L	U	0.5			Chesapeake	2017
Paint Gun Cleaner Related Waste	1,1-Dichloroethene	180-60251-1	0.5	0.25	mg/L	U	0.5			Waukesha	2017
Paint Gun Cleaner Related Waste	1,1-Dichloroethene	180-60751-1	0.5	0.25	mg/L	U	0.5			Barre	2017
Paint Gun Cleaner Related Waste	1,1-Dichloroethene	180-60754-1	0.5	0.25	mg/L	U	0.5	54	91	Barre	2017
Paint Waste	1,1-Dichloroethene	180-60017-1	0.5	0.25	mg/L	U	0.5			Chesapeake	2017
WASTE	1,1-Dichloroethene	180-77401-1	0.5	0.25	mg/L	U	0.5			Archdale	2018

WASTE	1,1-Dichloroethene	180-77515-1	0.5	0.25	mg/L	U	0.5	Boise	2018
WASTE	1,1-Dichloroethene	180-77003-1	0.5	0.25	mg/L	U	0.5	Chandler	2018
WASTE	1,1-Dichloroethene	180-78464-1	0.5	0.25	mg/L	U	0.5	Chandler	2018
WASTE	1,1-Dichloroethene	180-77392-1	0.5	0.25	mg/L	U	0.5	Chester	2018
WASTE	1,1-Dichloroethene	180-77390-1	0.5	0.25	mg/L	U	0.5	Chester	2018
WASTE	1,1-Dichloroethene	180-81145-1	0.5	0.25	mg/L	U	0.5	Farmington	2018
WASTE	1,1-Dichloroethene	180-82562-1	0.5	0.25	mg/L	U	0.5	Farmington	2018
WASTE	1,1-Dichloroethene	180-79771-1	0.5	0.25	mg/L	U	0.5	Oklahoma City	2018
WASTE	1,1-Dichloroethene	180-80855-2	0.5	0.25	mg/L	U	0.5	Sacramento	2018
WASTE	1,1-Dichloroethene	180-82434-1	0.5	0.25	mg/L	U	0.5	Salisbury	2018
WASTE	1,1-Dichloroethene	180-82435-1	0.5	0.25	mg/L	U	0.5	Salisbury	2018
WASTE	1,1-Dichloroethene	180-76991-1	0.5	0.25	mg/L	U	0.5	Salt Lake City	2018
WASTE	1,1-Dichloroethene	180-82709-1	0.5	0.25	mg/L	U	0.5	St Pauls	2018
WASTE	1,1-Dichloroethene	180-82708-1	0.5	0.25	mg/L	U	0.5	St Pauls	2018
WASTE	1,1-Dichloroethene	180-79368-1	0.5	0.25	mg/L	U	0.5	Tampa	2018
WASTE	1,1-Dichloroethene	180-80380-1	0.5	0.25	mg/L	U	0.5	Tulsa	2018
WASTE	1,1-Dichloroethene	180-78694-1	0.5	0.25	mg/L	U *	0.5	Vinton	2018
WASTE	1,1-Dichloroethene	180-78693-1	0.5	0.25	mg/L	U *	0.5	Vinton	2018
WASTE	1,1-Dichloroethene	180-71828-2	0.5	0.25	mg/L	U	0.5	Albuquerque	2018
WASTE	1,1-Dichloroethene	180-72258-2	0.5	0.25	mg/L	U *	0.5	Chester	2018
WASTE	1,1-Dichloroethene	180-72257-1	0.5	0.25	mg/L	U *	0.5	Chester	2018
WASTE	1,1-Dichloroethene	180-71597-1	0.5	0.25	mg/L	U *	0.5	Santa Ana	2018
WASTE	1,1-Dichloroethene	180-74279-1	0.5	0.25	mg/L	U *	0.5	Tallahassee	2018
Paint Waste	1,1-Dichloroethene	180-70518-1	2	1	mg/L	U	2	Sacramento	2017
WATER	1,1-Dichloroethene	180-78620-1	2	1	mg/L	U	2	Santa Ana	2018
Paint Gun Cleaner Related Waste	1,1-Dichloroethene	180-65483-1	20	10	mg/L	U	20	Salt Lake City	2017
SOLID	1,1-Dichloroethene	180-81019-1	20	10	mg/L	U	20	Alqubuerque	2018
WATER	1,1-Dichloroethene	180-79871-1	20	10	mg/L	U	20	Los Angeles	2018
WATER	1,1-Dichloroethene	180-79869-1	40	20	mg/L	U	40	Los Angeles	2018
Paint Gun Cleaner Related Waste	1,1-Dichloroethene	180-70521-1	200	100	mg/L	U	200	Sacramento	2017
WASTE	1,1-Dichloroethene	180-81782-1	250	125	mg/L	U	250	Barre	2018
WASTE	1,1-Dichloroethene	180-74281-1	620	310	mg/L	U	620	Tallahassee	2018
WATER	1,1-Dichloroethene	180-76251-1	800	400	mg/L	U	800	Waukesha	2018
WATER	1,1-Dichloroethene	180-76250-1	800	400	mg/L	U	800	Wichita	2018
Paint Waste	1,1-Dichloroethene	180-70390-1	830	415	mg/L	U	830	Raleigh	2017
Paint Gun Cleaner Related Waste	1,2-Dichloroethane	180-58510-1	0.2	0.1	mg/L	U	0.2	Fresno	2016
Paint Gun Cleaner Related Waste	1,2-Dichloroethane	180-57951-1	0.2	0.1	mg/L	U	0.2	Los Angeles	2016
Paint Waste	1,2-Dichloroethane	180-58227-1	0.2	0.1	mg/L	U	0.2	Chandler	2016
Paint Waste	1,2-Dichloroethane	180-58024-1	0.2	0.1	mg/L	U	0.2	Los Angeles	2016
Paint Waste	1,2-Dichloroethane	180-58643-1	0.2	0.1	mg/L	U	0.2	Sacramento	2016
SOLID	1,2-Dichloroethane	180-80845-1	0.2	0.1	mg/L	U	0.2	Sacramento	2018
WATER	1,2-Dichloroethane	180-78619-1	0.2	0.1	mg/L	U	0.2	Santa Ana	2018
WASTE	1,2-Dichloroethane	180-77918-1	0.25	0.125	mg/L	U	0.25	Archdale	2018
Paint Gun Cleaner Related Waste	1,2-Dichloroethane	180-58742-1	0.5	0.25	mg/L	U	0.5	Albuquerque	2016
Paint Gun Cleaner Related Waste	1,2-Dichloroethane	180-55534-1	0.5	0.25	mg/L	U	0.5	Archdale	2016
Paint Gun Cleaner Related Waste	1,2-Dichloroethane	180-52547-1	0.5	0.25	mg/L	U	0.5	Boise	2016
Paint Gun Cleaner Related Waste	1,2-Dichloroethane	180-53492-1	0.5	0.25	mg/L	U	0.5	Chandler	2016
Paint Gun Cleaner Related Waste	1,2-Dichloroethane	180-58402-1	0.5	0.25	mg/L	U	0.5	Charlotte	2016
Paint Gun Cleaner Related Waste	1,2-Dichloroethane	180-54775-1	0.5	0.25	mg/L	U	0.5	Chester	2016
Paint Gun Cleaner Related Waste	1,2-Dichloroethane	180-58671-1	0.5	0.25	mg/L	U	0.5	Clackamas	2016
Paint Gun Cleaner Related Waste	1,2-Dichloroethane	180-56458-1	0.5	0.25	mg/L	U	0.5	Farmington	2016
Paint Gun Cleaner Related Waste	1,2-Dichloroethane	180-58737-1	0.5	0.25	mg/L	U	0.5	Highland	2016
Paint Gun Cleaner Related Waste	1,2-Dichloroethane	180-58659-1	0.5	0.25	mg/L	U	0.5	Sacramento	2016
Paint Gun Cleaner Related Waste	1,2-Dichloroethane	180-53844-1	0.5	0.25	mg/L	U	0.5	Salt Lake City	2016
Paint Gun Cleaner Related Waste	1,2-Dichloroethane	180-58153-1	0.5	0.25	mg/L	U	0.5	Santa Ana	2016
Paint Gun Cleaner Related Waste	1,2-Dichloroethane	180-56002-1	0.5	0.25	mg/L	U	0.5	St. Pauls	2016
Paint Gun Cleaner Related Waste	1,2-Dichloroethane	180-58141-1	0.5	0.25	mg/L	U	0.5	Tampa	2016

Paint Gun Cleaner Related Waste	1,2-Dichloroethane	180-58731-1	0.5	0.25	mg/L	U	0.5			Tulsa	2016
Paint Gun Cleaner Related Waste	1,2-Dichloroethane	180-58271-1	0.5	0.25	mg/L	U	0.5			Vinton	2016
Paint Waste	1,2-Dichloroethane	180-54776-1	0.5	0.25	mg/L	U	0.5			Chester	2016
Paint Waste	1,2-Dichloroethane	180-58677-1	0.5	0.25	mg/L	U	0.5			Clackamas	2016
Paint Waste	1,2-Dichloroethane	180-56412-1	0.5	0.25	mg/L	U	0.5			Farmington	2016
Paint Waste	1,2-Dichloroethane	180-58270-1	0.5	0.25	mg/L	U	0.5			Vinton	2016
Paint Gun Cleaner Related Waste	1,2-Dichloroethane	180-65692-1	0.5	0.25	mg/L	U	0.5			Archdale	2017
Paint Waste	1,2-Dichloroethane	180-66032-1	0.5	0.25	mg/L	U	0.5			Archdale	2017
Paint Gun Cleaner Related Waste	1,2-Dichloroethane	180-68704-1	0.5	0.25	mg/L	U	0.5			Boise	2017
Paint Waste	1,2-Dichloroethane	180-65188-1	0.5	0.25	mg/L	U	0.5			Chandler	2017
Paint Gun Cleaner Related Waste	1,2-Dichloroethane	180-70322-1	0.5	0.25	mg/L	U	0.5			Chesapeake	2017
Paint Gun Cleaner Related Waste	1,2-Dichloroethane	180-69211-1	0.5	0.25	mg/L	U	0.5			Clackamas	2017
Paint Waste	1,2-Dichloroethane	180-69212-1	0.5	0.25	mg/L	U	0.5			Clackamas	2017
Paint Gun Cleaner Related Waste	1,2-Dichloroethane	180-68915-1	0.5	0.25	mg/L	U	0.5			Farmington	2017
Paint Waste	1,2-Dichloroethane	180-69824-1	0.5	0.25	mg/L	U	0.5			Farmington	2017
Paint Gun Cleaner Related Waste	1,2-Dichloroethane	180-68638-1	0.5	0.25	mg/L	U	0.5			Los Angeles	2017
Paint Waste	1,2-Dichloroethane	180-68464-1	0.5	0.25	mg/L	U	0.5			Los Angeles	2017
Paint Gun Cleaner Related Waste	1,2-Dichloroethane	180-69240-1	0.5	0.25	mg/L	U	0.5			Oklahoma City	2017
Paint Gun Cleaner Related Waste	1,2-Dichloroethane	180-70391-1	0.5	0.25	mg/L	U	0.5			Raleigh	2017
Paint Gun Cleaner Related Waste	1,2-Dichloroethane	180-70805-1	0.5	0.25	mg/L	U	0.5			Salisbury	2017
Paint Gun Cleaner Related Waste	1,2-Dichloroethane	180-67818-1	0.5	0.25	mg/L	U	0.5			Santa Ana	2017
Paint Gun Cleaner Related Waste	1,2-Dichloroethane	180-68566-1	0.5	0.25	mg/L	U	0.5			St Pauls	2017
Paint Waste	1,2-Dichloroethane	180-70626-1	0.5	0.25	mg/L	U	0.5			St Pauls	2017
Paint Gun Cleaner Related Waste	1,2-Dichloroethane	180-66257-1	0.5	0.25	mg/L	U	0.5			Vinton	2017
Paint Waste	1,2-Dichloroethane	180-66261-1	0.5	0.25	mg/L	U	0.5			Vinton	2017
Paint Gun Cleaner Related Waste	1,2-Dichloroethane	180-68957-1	0.5	0.25	mg/L	U	0.5			Waukesha	2017
Paint Gun Cleaner Related Waste	1,2-Dichloroethane	180-64797-1	0.5	0.25	mg/L	U	0.5			Wichita	2017
Paint Gun Cleaner Related Waste	1,2-Dichloroethane	180-60016-1	0.5	0.25	mg/L	U	0.5			Chesapeake	2017
Paint Waste	1,2-Dichloroethane	180-60015-1	0.5	0.25	mg/L	U	0.5			Chesapeake	2017
Paint Gun Cleaner Related Waste	1,2-Dichloroethane	180-60251-1	0.5	0.25	mg/L	U	0.5			Waukesha	2017
Paint Gun Cleaner Related Waste	1,2-Dichloroethane	180-60751-1	0.5	0.25	mg/L	U	0.5			Barre	2017
Paint Gun Cleaner Related Waste	1,2-Dichloroethane	180-60754-1	0.5	0.25	mg/L	U	0.5	54	91	Barre	2017
Paint Waste	1,2-Dichloroethane	180-60017-1	0.5	0.25	mg/L	U	0.5			Chesapeake	2017
WASTE	1,2-Dichloroethane	180-77401-1	0.5	0.25	mg/L	U	0.5			Archdale	2018
WASTE	1,2-Dichloroethane	180-81782-1	0.5	0.25	mg/L	U	0.5			Barre	2018
WASTE	1,2-Dichloroethane	180-77515-1	0.5	0.25	mg/L	U	0.5			Boise	2018
WASTE	1,2-Dichloroethane	180-77003-1	0.5	0.25	mg/L	U	0.5			Chandler	2018
WASTE	1,2-Dichloroethane	180-78464-1	0.5	0.25	mg/L	U	0.5			Chandler	2018
WASTE	1,2-Dichloroethane	180-77392-1	0.5	0.25	mg/L	U	0.5			Chester	2018
WASTE	1,2-Dichloroethane	180-77390-1	0.5	0.25	mg/L	U	0.5			Chester	2018
WASTE	1,2-Dichloroethane	180-81145-1	0.5	0.25	mg/L	U	0.5			Farmington	2018
WASTE	1,2-Dichloroethane	180-82562-1	0.5	0.25	mg/L	U	0.5			Farmington	2018
WASTE	1,2-Dichloroethane	180-79771-1	0.5	0.25	mg/L	U	0.5			Oklahoma City	2018
WASTE	1,2-Dichloroethane	180-80855-2	0.5	0.25	mg/L	U	0.5			Sacramento	2018
WASTE	1,2-Dichloroethane	180-82434-1	0.5	0.25	mg/L	U	0.5			Salisbury	2018
WASTE	1,2-Dichloroethane	180-82435-1	0.5	0.25	mg/L	U	0.5			Salisbury	2018
WASTE	1,2-Dichloroethane	180-76991-1	0.5	0.25	mg/L	U	0.5			Salt Lake City	2018
WASTE	1,2-Dichloroethane	180-82709-1	0.5	0.25	mg/L	U	0.5			St Pauls	2018
WASTE	1,2-Dichloroethane	180-82708-1	0.5	0.25	mg/L	U	0.5			St Pauls	2018
WASTE	1,2-Dichloroethane	180-79368-1	0.5	0.25	mg/L	U	0.5			Tampa	2018
WASTE	1,2-Dichloroethane	180-80380-1	0.5	0.25	mg/L	U	0.5			Tulsa	2018
WASTE	1,2-Dichloroethane	180-78694-1	0.5	0.25	mg/L	U	0.5			Vinton	2018
WASTE	1,2-Dichloroethane	180-78693-1	0.5	0.25	mg/L	U	0.5			Vinton	2018
WASTE	1,2-Dichloroethane	180-71828-2	0.5	0.25	mg/L	U	0.5			Albuquerque	2018
WASTE	1,2-Dichloroethane	180-72258-2	0.5	0.25	mg/L	U	0.5			Chester	2018
WASTE	1,2-Dichloroethane	180-72257-1	0.5	0.25	mg/L	U	0.5			Chester	2018
WASTE	1,2-Dichloroethane	180-71597-1	0.5	0.25	mg/L	U	0.5			Santa Ana	2018

WASTE	1,2-Dichloroethane	180-74279-1	0.5	0.25	mg/L	U	0.5	Tallahassee	2018
Paint Waste	1,2-Dichloroethane	180-70518-1	2	1	mg/L	U	2	Sacramento	2017
WATER	1,2-Dichloroethane	180-78620-1	2	1	mg/L	U	2	Santa Ana	2018
Paint Gun Cleaner Related Waste	1,2-Dichloroethane	180-65483-1	20	10	mg/L	U	20	Salt Lake City	2017
SOLID	1,2-Dichloroethane	180-81019-1	20	10	mg/L	U	20	Alqubuerque	2018
WATER	1,2-Dichloroethane	180-79871-1	20	10	mg/L	U	20	Los Angeles	2018
WATER	1,2-Dichloroethane	180-79869-1	40	20	mg/L	U	40	Los Angeles	2018
Paint Gun Cleaner Related Waste	1,2-Dichloroethane	180-70521-1	200	100	mg/L	U	200	Sacramento	2017
WASTE	1,2-Dichloroethane	180-74281-1	620	310	mg/L	U	620	Tallahassee	2018
WATER	1,2-Dichloroethane	180-76251-1	800	400	mg/L	U	800	Waukesha	2018
WATER	1,2-Dichloroethane	180-76250-1	800	400	mg/L	U	800	Wichita	2018
Paint Waste	1,2-Dichloroethane	180-70390-1	830	415	mg/L	U	830	Raleigh	2017
Paint Gun Cleaner Related Waste	1,4-Dichlorobenzene	180-58510-1	0.2	0.1	mg/L	U	0.2	Fresno	2016
Paint Gun Cleaner Related Waste	1,4-Dichlorobenzene	180-57951-1	0.2	0.1	mg/L	U	0.2	Los Angeles	2016
Paint Waste	1,4-Dichlorobenzene	180-58227-1	0.2	0.1	mg/L	U	0.2	Chandler	2016
Paint Waste	1,4-Dichlorobenzene	180-58024-1	0.2	0.1	mg/L	U	0.2	Los Angeles	2016
Paint Waste	1,4-Dichlorobenzene	180-58643-1	0.2	0.1	mg/L	U	0.2	Sacramento	2016
SOLID	1,4-Dichlorobenzene	180-80845-1	0.2	0.1	mg/L	U	0.2	Sacramento	2018
WATER	1,4-Dichlorobenzene	180-78619-1	0.2	0.1	mg/L	U	0.2	Santa Ana	2018
Paint Gun Cleaner Related Waste	1,4-Dichlorobenzene	180-58742-1	0.5	0.25	mg/L	U	0.5	Albuquerque	2016
Paint Gun Cleaner Related Waste	1,4-Dichlorobenzene	180-55534-1	0.5	0.25	mg/L	U	0.5	Archdale	2016
Paint Gun Cleaner Related Waste	1,4-Dichlorobenzene	180-52547-1	0.5	0.25	mg/L	U	0.5	Boise	2016
Paint Gun Cleaner Related Waste	1,4-Dichlorobenzene	180-53492-1	0.5	0.25	mg/L	U	0.5	Chandler	2016
Paint Gun Cleaner Related Waste	1,4-Dichlorobenzene	180-58402-1	0.5	0.25	mg/L	U	0.5	Charlotte	2016
Paint Gun Cleaner Related Waste	1,4-Dichlorobenzene	180-54775-1	0.5	0.25	mg/L	U	0.5	Chester	2016
Paint Gun Cleaner Related Waste	1,4-Dichlorobenzene	180-58671-1	0.5	0.25	mg/L	U	0.5	Clackamas	2016
Paint Gun Cleaner Related Waste	1,4-Dichlorobenzene	180-56458-1	0.5	0.25	mg/L	U	0.5	Farmington	2016
Paint Gun Cleaner Related Waste	1,4-Dichlorobenzene	180-58737-1	0.5	0.25	mg/L	U	0.5	Highland	2016
Paint Gun Cleaner Related Waste	1,4-Dichlorobenzene	180-58659-1	0.5	0.25	mg/L	U	0.5	Sacramento	2016
Paint Gun Cleaner Related Waste	1,4-Dichlorobenzene	180-53844-1	0.5	0.25	mg/L	U	0.5	Salt Lake City	2016
Paint Gun Cleaner Related Waste	1,4-Dichlorobenzene	180-56002-1	0.5	0.25	mg/L	U	0.5	St. Pauls	2016
Paint Gun Cleaner Related Waste	1,4-Dichlorobenzene	180-58141-1	0.5	0.25	mg/L	U	0.5	Tampa	2016
Paint Gun Cleaner Related Waste	1,4-Dichlorobenzene	180-58731-1	0.5	0.25	mg/L	U	0.5	Tulsa	2016
Paint Gun Cleaner Related Waste	1,4-Dichlorobenzene	180-58271-1	0.5	0.25	mg/L	U	0.5	Vinton	2016
Paint Waste	1,4-Dichlorobenzene	180-54776-1	0.5	0.25	mg/L	U	0.5	Chester	2016
Paint Waste	1,4-Dichlorobenzene	180-58677-1	0.5	0.25	mg/L	U	0.5	Clackamas	2016
Paint Waste	1,4-Dichlorobenzene	180-56412-1	0.5	0.25	mg/L	U	0.5	Farmington	2016
Paint Waste	1,4-Dichlorobenzene	180-58270-1	0.5	0.25	mg/L	U	0.5	Vinton	2016
Paint Gun Cleaner Related Waste	1,4-Dichlorobenzene	180-65692-1	0.5	0.25	mg/L	U	0.5	Archdale	2017
Paint Waste	1,4-Dichlorobenzene	180-66032-1	0.5	0.25	mg/L	U	0.5	Archdale	2017
Paint Gun Cleaner Related Waste	1,4-Dichlorobenzene	180-68704-1	0.5	0.25	mg/L	U	0.5	Boise	2017
Paint Waste	1,4-Dichlorobenzene	180-65188-1	0.5	0.25	mg/L	U	0.5	Chandler	2017
Paint Gun Cleaner Related Waste	1,4-Dichlorobenzene	180-70322-1	0.5	0.25	mg/L	U	0.5	Chesapeake	2017
Paint Gun Cleaner Related Waste	1,4-Dichlorobenzene	180-69211-1	0.5	0.25	mg/L	U	0.5	Clackamas	2017
Paint Waste	1,4-Dichlorobenzene	180-69212-1	0.5	0.25	mg/L	U	0.5	Clackamas	2017
Paint Gun Cleaner Related Waste	1,4-Dichlorobenzene	180-68915-1	0.5	0.25	mg/L	U	0.5	Farmington	2017
Paint Waste	1,4-Dichlorobenzene	180-69824-1	0.5	0.25	mg/L	U	0.5	Farmington	2017
Paint Gun Cleaner Related Waste	1,4-Dichlorobenzene	180-68638-1	0.5	0.25	mg/L	U	0.5	Los Angeles	2017
Paint Gun Cleaner Related Waste	1,4-Dichlorobenzene	180-69240-1	0.5	0.25	mg/L	U	0.5	Oklahoma City	2017
Paint Gun Cleaner Related Waste	1,4-Dichlorobenzene	180-70391-1	0.5	0.25	mg/L	U	0.5	Raleigh	2017
Paint Gun Cleaner Related Waste	1,4-Dichlorobenzene	180-70805-1	0.5	0.25	mg/L	U	0.5	Salisbury	2017
Paint Gun Cleaner Related Waste	1,4-Dichlorobenzene	180-67818-1	0.5	0.25	mg/L	U	0.5	Santa Ana	2017
Paint Gun Cleaner Related Waste	1,4-Dichlorobenzene	180-68566-1	0.5	0.25	mg/L	U	0.5	St Pauls	2017
Paint Waste	1,4-Dichlorobenzene	180-70626-1	0.5	0.25	mg/L	U	0.5	St Pauls	2017
Paint Gun Cleaner Related Waste	1,4-Dichlorobenzene	180-66257-1	0.5	0.25	mg/L	U	0.5	Vinton	2017
Paint Gun Cleaner Related Waste	1,4-Dichlorobenzene	180-68957-1	0.5	0.25	mg/L	U	0.5	Waukesha	2017
Paint Gun Cleaner Related Waste	1,4-Dichlorobenzene	180-64797-1	0.5	0.25	mg/L	U	0.5	Wichita	2017

Paint Gun Cleaner Related Waste	1,4-Dichlorobenzene	180-60016-1	0.5	0.25	mg/L	U	0.5			Chesapeake	2017
Paint Waste	1,4-Dichlorobenzene	180-60015-1	0.5	0.25	mg/L	U	0.5			Chesapeake	2017
Paint Gun Cleaner Related Waste	1,4-Dichlorobenzene	180-60251-1	0.5	0.25	mg/L	U	0.5			Waukesha	2017
Paint Gun Cleaner Related Waste	1,4-Dichlorobenzene	180-60751-1	0.5	0.25	mg/L	U	0.5			Barre	2017
Paint Gun Cleaner Related Waste	1,4-Dichlorobenzene	180-60754-1	0.5	0.25	mg/L	U	0.5			Barre	2017
Paint Waste	1,4-Dichlorobenzene	180-60017-1	0.5	0.25	mg/L	U	0.5			Chesapeake	2017
WASTE	1,4-Dichlorobenzene	180-77401-1	0.5	0.25	mg/L	U	0.5			Archdale	2018
WASTE	1,4-Dichlorobenzene	180-81782-1	0.5	0.25	mg/L	U	0.5			Barre	2018
WASTE	1,4-Dichlorobenzene	180-77515-1	0.5	0.25	mg/L	U	0.5	54	91	Boise	2018
WASTE	1,4-Dichlorobenzene	180-77003-1	0.5	0.25	mg/L	U	0.5			Chandler	2018
WASTE	1,4-Dichlorobenzene	180-77392-1	0.5	0.25	mg/L	U	0.5			Chester	2018
WASTE	1,4-Dichlorobenzene	180-77390-1	0.5	0.25	mg/L	U	0.5			Chester	2018
WASTE	1,4-Dichlorobenzene	180-81145-1	0.5	0.25	mg/L	U	0.5			Farmington	2018
WASTE	1,4-Dichlorobenzene	180-82562-1	0.5	0.25	mg/L	U	0.5			Farmington	2018
WASTE	1,4-Dichlorobenzene	180-79771-1	0.5	0.25	mg/L	U	0.5			Oklahoma City	2018
WASTE	1,4-Dichlorobenzene	180-80855-2	0.5	0.25	mg/L	U	0.5			Sacramento	2018
WASTE	1,4-Dichlorobenzene	180-82434-1	0.5	0.25	mg/L	U	0.5			Salisbury	2018
WASTE	1,4-Dichlorobenzene	180-82435-1	0.5	0.25	mg/L	U	0.5			Salisbury	2018
WASTE	1,4-Dichlorobenzene	180-82709-1	0.5	0.25	mg/L	U	0.5			St Pauls	2018
WASTE	1,4-Dichlorobenzene	180-82708-1	0.5	0.25	mg/L	U	0.5			St Pauls	2018
WASTE	1,4-Dichlorobenzene	180-79368-1	0.5	0.25	mg/L	U	0.5			Tampa	2018
WASTE	1,4-Dichlorobenzene	180-80380-1	0.5	0.25	mg/L	U	0.5			Tulsa	2018
WASTE	1,4-Dichlorobenzene	180-78694-1	0.5	0.25	mg/L	U	0.5			Vinton	2018
WASTE	1,4-Dichlorobenzene	180-71828-2	0.5	0.25	mg/L	U	0.5			Albuquerque	2018
WASTE	1,4-Dichlorobenzene	180-72258-2	0.5	0.25	mg/L	U	0.5			Chester	2018
WASTE	1,4-Dichlorobenzene	180-72257-1	0.5	0.25	mg/L	U	0.5			Chester	2018
WASTE	1,4-Dichlorobenzene	180-71597-1	0.5	0.25	mg/L	U	0.5			Santa Ana	2018
WASTE	1,4-Dichlorobenzene	180-74279-1	0.5	0.25	mg/L	U	0.5			Tallahassee	2018
WASTE	1,4-Dichlorobenzene	180-77918-1	0.31	0.31	mg/L		0.25			Archdale	2018
Paint Waste	1,4-Dichlorobenzene	180-68464-1	0.35	0.35	mg/L	J	0.5			Los Angeles	2017
WASTE	1,4-Dichlorobenzene	180-78464-1	0.51	0.51	mg/L		0.5			Chandler	2018
WASTE	1,4-Dichlorobenzene	180-78693-1	0.6	0.6	mg/L		0.5			Vinton	2018
Paint Waste	1,4-Dichlorobenzene	180-70518-1	2	1	mg/L	U	2			Sacramento	2017
WATER	1,4-Dichlorobenzene	180-78620-1	2	1	mg/L	U	2			Santa Ana	2018
Paint Gun Cleaner Related Waste	1,4-Dichlorobenzene	180-58153-1	1.5	1.5	mg/L		0.5			Santa Ana	2016
WASTE	1,4-Dichlorobenzene	180-76991-1	1.9	1.9	mg/L		0.5			Salt Lake City	2018
Paint Waste	1,4-Dichlorobenzene	180-66261-1	2.1	2.1	mg/L		0.5			Vinton	2017
Paint Gun Cleaner Related Waste	1,4-Dichlorobenzene	180-65483-1	20	10	mg/L	U	20			Salt Lake City	2017
SOLID	1,4-Dichlorobenzene	180-81019-1	20	10	mg/L	U	20			Alqubuerque	2018
WATER	1,4-Dichlorobenzene	180-79871-1	20	10	mg/L	U	20			Los Angeles	2018
WATER	1,4-Dichlorobenzene	180-79869-1	40	20	mg/L	U	40			Los Angeles	2018
Paint Gun Cleaner Related Waste	1,4-Dichlorobenzene	180-70521-1	200	100	mg/L	U	200			Sacramento	2017
WASTE	1,4-Dichlorobenzene	180-74281-1	620	310	mg/L	U	620			Tallahassee	2018
WATER	1,4-Dichlorobenzene	180-76251-1	800	400	mg/L	U	800			Waukesha	2018
WATER	1,4-Dichlorobenzene	180-76250-1	800	400	mg/L	U	800			Wichita	2018
Paint Waste	1,4-Dichlorobenzene	180-70390-1	830	415	mg/L	U	830			Raleigh	2017
Paint Waste	2,4,5-Trichlorophenol	180-58227-1	0.05	0.025	mg/L	U	0.05			Chandler	2016
Paint Waste	2,4,5-Trichlorophenol	180-58024-1	0.05	0.025	mg/L	U	0.05			Los Angeles	2016
Paint Waste	2,4,5-Trichlorophenol	180-58643-1	0.05	0.025	mg/L	U	0.05			Sacramento	2016
Paint Gun Cleaner Related Waste	2,4,5-Trichlorophenol	180-65483-1	0.05	0.025	mg/L	U	0.05			Salt Lake City	2017
Paint Gun Cleaner Related Waste	2,4,5-Trichlorophenol	180-70521-1	0.05	0.025	mg/L	U	0.05			Sacramento	2017
Paint Waste	2,4,5-Trichlorophenol	180-70518-1	0.05	0.025	mg/L	U	0.05			Sacramento	2017
SOLID	2,4,5-Trichlorophenol	180-81019-1	0.05	0.025	mg/L	U	0.05			Alqubuerque	2018
WATER	2,4,5-Trichlorophenol	180-79869-1	0.05	0.025	mg/L	U	0.05			Los Angeles	2018
SOLID	2,4,5-Trichlorophenol	180-80845-1	0.05	0.025	mg/L	U	0.05			Sacramento	2018
WATER	2,4,5-Trichlorophenol	180-78620-1	0.05	0.025	mg/L	U	0.05			Santa Ana	2018
WATER	2,4,5-Trichlorophenol	180-78619-1	0.05	0.025	mg/L	U	0.05			Santa Ana	2018

WATER	2,4,5-Trichlorophenol	180-79871-1	0.06	0.03	mg/L	U	0.06			Los Angeles	2018
WASTE	2,4,5-Trichlorophenol	180-74281-1	0.082	0.041	mg/L	U	0.082			Tallahassee	2018
Paint Waste	2,4,5-Trichlorophenol	180-70390-1	0.1	0.05	mg/L	U	0.1			Raleigh	2017
Paint Gun Cleaner Related Waste	2,4,5-Trichlorophenol	180-58742-1	0.13	0.065	mg/L	U	0.13			Albuquerque	2016
Paint Gun Cleaner Related Waste	2,4,5-Trichlorophenol	180-55534-1	0.13	0.065	mg/L	U	0.13			Archdale	2016
Paint Gun Cleaner Related Waste	2,4,5-Trichlorophenol	180-52547-1	0.13	0.065	mg/L	U	0.13			Boise	2016
Paint Gun Cleaner Related Waste	2,4,5-Trichlorophenol	180-53492-1	0.13	0.065	mg/L	U	0.13			Chandler	2016
Paint Gun Cleaner Related Waste	2,4,5-Trichlorophenol	180-58402-1	0.13	0.065	mg/L	U	0.13			Charlotte	2016
Paint Gun Cleaner Related Waste	2,4,5-Trichlorophenol	180-54775-1	0.13	0.065	mg/L	U	0.13			Chester	2016
Paint Gun Cleaner Related Waste	2,4,5-Trichlorophenol	180-58671-1	0.13	0.065	mg/L	U	0.13			Clackamas	2016
Paint Gun Cleaner Related Waste	2,4,5-Trichlorophenol	180-56458-1	0.13	0.065	mg/L	U	0.13			Farmington	2016
Paint Gun Cleaner Related Waste	2,4,5-Trichlorophenol	180-58737-1	0.13	0.065	mg/L	U	0.13			Highland	2016
Paint Gun Cleaner Related Waste	2,4,5-Trichlorophenol	180-58659-1	0.13	0.065	mg/L	U	0.13			Sacramento	2016
Paint Gun Cleaner Related Waste	2,4,5-Trichlorophenol	180-53844-1	0.13	0.065	mg/L	U	0.13			Salt Lake City	2016
Paint Gun Cleaner Related Waste	2,4,5-Trichlorophenol	180-58153-1	0.13	0.065	mg/L	U	0.13			Santa Ana	2016
Paint Gun Cleaner Related Waste	2,4,5-Trichlorophenol	180-56002-1	0.13	0.065	mg/L	U	0.13			St. Pauls	2016
Paint Gun Cleaner Related Waste	2,4,5-Trichlorophenol	180-58141-1	0.13	0.065	mg/L	U	0.13			Tampa	2016
Paint Gun Cleaner Related Waste	2,4,5-Trichlorophenol	180-58731-1	0.13	0.065	mg/L	U	0.13			Tulsa	2016
Paint Gun Cleaner Related Waste	2,4,5-Trichlorophenol	180-58271-1	0.13	0.065	mg/L	U	0.13			Vinton	2016
Paint Waste	2,4,5-Trichlorophenol	180-54776-1	0.13	0.065	mg/L	U	0.13			Chester	2016
Paint Waste	2,4,5-Trichlorophenol	180-58677-1	0.13	0.065	mg/L	U	0.13			Clackamas	2016
Paint Waste	2,4,5-Trichlorophenol	180-56412-1	0.13	0.065	mg/L	U	0.13			Farmington	2016
Paint Waste	2,4,5-Trichlorophenol	180-58270-1	0.13	0.065	mg/L	U	0.13			Vinton	2016
Paint Gun Cleaner Related Waste	2,4,5-Trichlorophenol	180-65692-1	0.13	0.065	mg/L	U	0.13			Archdale	2017
Paint Waste	2,4,5-Trichlorophenol	180-66032-1	0.13	0.065	mg/L	U	0.13			Archdale	2017
Paint Gun Cleaner Related Waste	2,4,5-Trichlorophenol	180-68704-1	0.13	0.065	mg/L	U	0.13			Boise	2017
Paint Waste	2,4,5-Trichlorophenol	180-65188-1	0.13	0.065	mg/L	U	0.13			Chandler	2017
Paint Gun Cleaner Related Waste	2,4,5-Trichlorophenol	180-70322-1	0.13	0.065	mg/L	U	0.13			Chesapeake	2017
Paint Gun Cleaner Related Waste	2,4,5-Trichlorophenol	180-69211-1	0.13	0.065	mg/L	U	0.13			Clackamas	2017
Paint Waste	2,4,5-Trichlorophenol	180-69212-1	0.13	0.065	mg/L	U	0.13			Clackamas	2017
Paint Gun Cleaner Related Waste	2,4,5-Trichlorophenol	180-68915-1	0.13	0.065	mg/L	U	0.13			Farmington	2017
Paint Gun Cleaner Related Waste	2,4,5-Trichlorophenol	180-68638-1	0.13	0.065	mg/L	U	0.13			Los Angeles	2017
Paint Waste	2,4,5-Trichlorophenol	180-68464-1	0.13	0.065	mg/L	U	0.13			Los Angeles	2017
Paint Gun Cleaner Related Waste	2,4,5-Trichlorophenol	180-69240-1	0.13	0.065	mg/L	U	0.13			Oklahoma City	2017
Paint Gun Cleaner Related Waste	2,4,5-Trichlorophenol	180-70391-1	0.13	0.065	mg/L	U	0.13			Raleigh	2017
Paint Gun Cleaner Related Waste	2,4,5-Trichlorophenol	180-70805-1	0.13	0.065	mg/L	U	0.13			Salisbury	2017
Paint Gun Cleaner Related Waste	2,4,5-Trichlorophenol	180-67818-1	0.13	0.065	mg/L	U	0.13			Santa Ana	2017
Paint Gun Cleaner Related Waste	2,4,5-Trichlorophenol	180-68566-1	0.13	0.065	mg/L	U	0.13			St Pauls	2017
Paint Waste	2,4,5-Trichlorophenol	180-70626-1	0.13	0.065	mg/L	U	0.13			St Pauls	2017
Paint Gun Cleaner Related Waste	2,4,5-Trichlorophenol	180-66257-1	0.13	0.065	mg/L	U	0.13			Vinton	2017
Paint Waste	2,4,5-Trichlorophenol	180-66261-1	0.13	0.065	mg/L	U	0.13			Vinton	2017
Paint Gun Cleaner Related Waste	2,4,5-Trichlorophenol	180-68957-1	0.13	0.065	mg/L	U	0.13			Waukesha	2017
Paint Gun Cleaner Related Waste	2,4,5-Trichlorophenol	180-64797-1	0.13	0.065	mg/L	U *	0.13	54	91	Wichita	2017
Paint Gun Cleaner Related Waste	2,4,5-Trichlorophenol	180-60016-1	0.13	0.065	mg/L	U	0.13			Chesapeake	2017
Paint Waste	2,4,5-Trichlorophenol	180-60015-1	0.13	0.065	mg/L	U	0.13			Chesapeake	2017
Paint Gun Cleaner Related Waste	2,4,5-Trichlorophenol	180-60251-1	0.13	0.065	mg/L	U	0.13			Waukesha	2017
Paint Gun Cleaner Related Waste	2,4,5-Trichlorophenol	180-60751-1	0.13	0.065	mg/L	U	0.13			Barre	2017
Paint Gun Cleaner Related Waste	2,4,5-Trichlorophenol	180-60754-1	0.13	0.065	mg/L	U	0.13			Barre	2017
Paint Waste	2,4,5-Trichlorophenol	180-60017-1	0.13	0.065	mg/L	U	0.13			Chesapeake	2017
WASTE	2,4,5-Trichlorophenol	180-77918-1	0.13	0.065	mg/L	U	0.13			Archdale	2018
WASTE	2,4,5-Trichlorophenol	180-77401-1	0.13	0.065	mg/L	U	0.13			Archdale	2018
WASTE	2,4,5-Trichlorophenol	180-81782-1	0.13	0.065	mg/L	U	0.13			Barre	2018
WASTE	2,4,5-Trichlorophenol	180-77515-1	0.13	0.065	mg/L	U	0.13			Boise	2018
WASTE	2,4,5-Trichlorophenol	180-77003-1	0.13	0.065	mg/L	U	0.13			Chandler	2018
WASTE	2,4,5-Trichlorophenol	180-78464-1	0.13	0.065	mg/L	U	0.13			Chandler	2018
WASTE	2,4,5-Trichlorophenol	180-77392-1	0.13	0.065	mg/L	U	0.13			Chester	2018
WASTE	2,4,5-Trichlorophenol	180-77390-1	0.13	0.065	mg/L	U	0.13			Chester	2018

WASTE	2,4,5-Trichlorophenol	180-81145-1	0.13	0.065	mg/L	U	0.13	Farmington	2018
WASTE	2,4,5-Trichlorophenol	180-82562-1	0.13	0.065	mg/L	U	0.13	Farmington	2018
WASTE	2,4,5-Trichlorophenol	180-79771-1	0.13	0.065	mg/L	U *	0.13	Oklahoma City	2018
WASTE	2,4,5-Trichlorophenol	180-80855-2	0.13	0.065	mg/L	U	0.13	Sacramento	2018
WASTE	2,4,5-Trichlorophenol	180-82434-1	0.13	0.065	mg/L	U	0.13	Salisbury	2018
WASTE	2,4,5-Trichlorophenol	180-82435-1	0.13	0.065	mg/L	U	0.13	Salisbury	2018
WASTE	2,4,5-Trichlorophenol	180-76991-1	0.13	0.065	mg/L	U	0.13	Salt Lake City	2018
WASTE	2,4,5-Trichlorophenol	180-82709-1	0.13	0.065	mg/L	U	0.13	St Pauls	2018
WASTE	2,4,5-Trichlorophenol	180-82708-1	0.13	0.065	mg/L	U	0.13	St Pauls	2018
WASTE	2,4,5-Trichlorophenol	180-79368-1	0.13	0.065	mg/L	U	0.13	Tampa	2018
WASTE	2,4,5-Trichlorophenol	180-80380-1	0.13	0.065	mg/L	U	0.13	Tulsa	2018
WASTE	2,4,5-Trichlorophenol	180-78694-1	0.13	0.065	mg/L	U	0.13	Vinton	2018
WASTE	2,4,5-Trichlorophenol	180-78693-1	0.13	0.065	mg/L	U	0.13	Vinton	2018
WASTE	2,4,5-Trichlorophenol	180-71828-2	0.13	0.065	mg/L	U	0.13	Albuquerque	2018
WASTE	2,4,5-Trichlorophenol	180-72258-2	0.13	0.065	mg/L	U	0.13	Chester	2018
WASTE	2,4,5-Trichlorophenol	180-72257-1	0.13	0.065	mg/L	U	0.13	Chester	2018
WASTE	2,4,5-Trichlorophenol	180-71597-1	0.13	0.065	mg/L	U	0.13	Santa Ana	2018
WASTE	2,4,5-Trichlorophenol	180-74279-1	0.13	0.065	mg/L	U	0.13	Tallahassee	2018
Paint Gun Cleaner Related Waste	2,4,5-Trichlorophenol	180-58510-1	0.25	0.125	mg/L	U	0.25	Fresno	2016
Paint Gun Cleaner Related Waste	2,4,5-Trichlorophenol	180-57951-1	0.25	0.125	mg/L	U	0.25	Los Angeles	2016
Paint Waste	2,4,5-Trichlorophenol	180-69824-1	2	1	mg/L	U	2	Farmington	2017
WATER	2,4,5-Trichlorophenol	180-76250-1	3.1	1.55	mg/L	U	3.1	Wichita	2018
WATER	2,4,5-Trichlorophenol	180-76251-1	3.4	1.7	mg/L	U	3.4	Waukesha	2018
Paint Waste	2,4,6-Trichlorophenol	180-58227-1	0.05	0.025	mg/L	U	0.05	Chandler	2016
Paint Waste	2,4,6-Trichlorophenol	180-58024-1	0.05	0.025	mg/L	U	0.05	Los Angeles	2016
Paint Waste	2,4,6-Trichlorophenol	180-58643-1	0.05	0.025	mg/L	U	0.05	Sacramento	2016
Paint Gun Cleaner Related Waste	2,4,6-Trichlorophenol	180-65483-1	0.05	0.025	mg/L	U	0.05	Salt Lake City	2017
Paint Gun Cleaner Related Waste	2,4,6-Trichlorophenol	180-70521-1	0.05	0.025	mg/L	U	0.05	Sacramento	2017
Paint Waste	2,4,6-Trichlorophenol	180-70518-1	0.05	0.025	mg/L	U	0.05	Sacramento	2017
SOLID	2,4,6-Trichlorophenol	180-81019-1	0.05	0.025	mg/L	U	0.05	Alqubuerque	2018
WATER	2,4,6-Trichlorophenol	180-79869-1	0.05	0.025	mg/L	U	0.05	Los Angeles	2018
SOLID	2,4,6-Trichlorophenol	180-80845-1	0.05	0.025	mg/L	U	0.05	Sacramento	2018
WATER	2,4,6-Trichlorophenol	180-78620-1	0.05	0.025	mg/L	U	0.05	Santa Ana	2018
WATER	2,4,6-Trichlorophenol	180-78619-1	0.05	0.025	mg/L	U	0.05	Santa Ana	2018
WATER	2,4,6-Trichlorophenol	180-79871-1	0.06	0.03	mg/L	U	0.06	Los Angeles	2018
WASTE	2,4,6-Trichlorophenol	180-74281-1	0.082	0.041	mg/L	U	0.082	Tallahassee	2018
Paint Waste	2,4,6-Trichlorophenol	180-70390-1	0.1	0.05	mg/L	U	0.1	Raleigh	2017
Paint Gun Cleaner Related Waste	2,4,6-Trichlorophenol	180-58742-1	0.13	0.065	mg/L	U	0.13	Albuquerque	2016
Paint Gun Cleaner Related Waste	2,4,6-Trichlorophenol	180-55534-1	0.13	0.065	mg/L	U	0.13	Archdale	2016
Paint Gun Cleaner Related Waste	2,4,6-Trichlorophenol	180-52547-1	0.13	0.065	mg/L	U	0.13	Boise	2016
Paint Gun Cleaner Related Waste	2,4,6-Trichlorophenol	180-53492-1	0.13	0.065	mg/L	U	0.13	Chandler	2016
Paint Gun Cleaner Related Waste	2,4,6-Trichlorophenol	180-58402-1	0.13	0.065	mg/L	U	0.13	Charlotte	2016
Paint Gun Cleaner Related Waste	2,4,6-Trichlorophenol	180-54775-1	0.13	0.065	mg/L	U	0.13	Chester	2016
Paint Gun Cleaner Related Waste	2,4,6-Trichlorophenol	180-58671-1	0.13	0.065	mg/L	U	0.13	Clackamas	2016
Paint Gun Cleaner Related Waste	2,4,6-Trichlorophenol	180-56458-1	0.13	0.065	mg/L	U	0.13	Farmington	2016
Paint Gun Cleaner Related Waste	2,4,6-Trichlorophenol	180-58737-1	0.13	0.065	mg/L	U	0.13	Highland	2016
Paint Gun Cleaner Related Waste	2,4,6-Trichlorophenol	180-58659-1	0.13	0.065	mg/L	U	0.13	Sacramento	2016
Paint Gun Cleaner Related Waste	2,4,6-Trichlorophenol	180-53844-1	0.13	0.065	mg/L	U	0.13	Salt Lake City	2016
Paint Gun Cleaner Related Waste	2,4,6-Trichlorophenol	180-58153-1	0.13	0.065	mg/L	U	0.13	Santa Ana	2016
Paint Gun Cleaner Related Waste	2,4,6-Trichlorophenol	180-56002-1	0.13	0.065	mg/L	U	0.13	St. Pauls	2016
Paint Gun Cleaner Related Waste	2,4,6-Trichlorophenol	180-58141-1	0.13	0.065	mg/L	U	0.13	Tampa	2016
Paint Gun Cleaner Related Waste	2,4,6-Trichlorophenol	180-58731-1	0.13	0.065	mg/L	U	0.13	Tulsa	2016
Paint Gun Cleaner Related Waste	2,4,6-Trichlorophenol	180-58271-1	0.13	0.065	mg/L	U	0.13	Vinton	2016
Paint Waste	2,4,6-Trichlorophenol	180-54776-1	0.13	0.065	mg/L	U	0.13	Chester	2016
Paint Waste	2,4,6-Trichlorophenol	180-58677-1	0.13	0.065	mg/L	U	0.13	Clackamas	2016
Paint Waste	2,4,6-Trichlorophenol	180-56412-1	0.13	0.065	mg/L	U	0.13	Farmington	2016
Paint Waste	2,4,6-Trichlorophenol	180-58270-1	0.13	0.065	mg/L	U	0.13	Vinton	2016

Paint Gun Cleaner Related Waste	2,4,6-Trichlorophenol	180-65692-1	0.13	0.065	mg/L	U	0.13			Archdale	2017
Paint Waste	2,4,6-Trichlorophenol	180-66032-1	0.13	0.065	mg/L	U	0.13			Archdale	2017
Paint Gun Cleaner Related Waste	2,4,6-Trichlorophenol	180-68704-1	0.13	0.065	mg/L	U	0.13			Boise	2017
Paint Waste	2,4,6-Trichlorophenol	180-65188-1	0.13	0.065	mg/L	U	0.13			Chandler	2017
Paint Gun Cleaner Related Waste	2,4,6-Trichlorophenol	180-70322-1	0.13	0.065	mg/L	U	0.13			Chesapeake	2017
Paint Gun Cleaner Related Waste	2,4,6-Trichlorophenol	180-69211-1	0.13	0.065	mg/L	U	0.13			Clackamas	2017
Paint Waste	2,4,6-Trichlorophenol	180-69212-1	0.13	0.065	mg/L	U	0.13			Clackamas	2017
Paint Gun Cleaner Related Waste	2,4,6-Trichlorophenol	180-68915-1	0.13	0.065	mg/L	U	0.13			Farmington	2017
Paint Gun Cleaner Related Waste	2,4,6-Trichlorophenol	180-68638-1	0.13	0.065	mg/L	U	0.13			Los Angeles	2017
Paint Waste	2,4,6-Trichlorophenol	180-68464-1	0.13	0.065	mg/L	U	0.13			Los Angeles	2017
Paint Gun Cleaner Related Waste	2,4,6-Trichlorophenol	180-69240-1	0.13	0.065	mg/L	U	0.13			Oklahoma City	2017
Paint Gun Cleaner Related Waste	2,4,6-Trichlorophenol	180-70391-1	0.13	0.065	mg/L	U	0.13			Raleigh	2017
Paint Gun Cleaner Related Waste	2,4,6-Trichlorophenol	180-70805-1	0.13	0.065	mg/L	U	0.13			Salisbury	2017
Paint Gun Cleaner Related Waste	2,4,6-Trichlorophenol	180-67818-1	0.13	0.065	mg/L	U	0.13			Santa Ana	2017
Paint Gun Cleaner Related Waste	2,4,6-Trichlorophenol	180-68566-1	0.13	0.065	mg/L	U	0.13			St Pauls	2017
Paint Waste	2,4,6-Trichlorophenol	180-70626-1	0.13	0.065	mg/L	U	0.13			St Pauls	2017
Paint Gun Cleaner Related Waste	2,4,6-Trichlorophenol	180-66257-1	0.13	0.065	mg/L	U	0.13			Vinton	2017
Paint Waste	2,4,6-Trichlorophenol	180-66261-1	0.13	0.065	mg/L	U	0.13			Vinton	2017
Paint Gun Cleaner Related Waste	2,4,6-Trichlorophenol	180-68957-1	0.13	0.065	mg/L	U	0.13			Waukesha	2017
Paint Gun Cleaner Related Waste	2,4,6-Trichlorophenol	180-64797-1	0.13	0.065	mg/L	U *	0.13	54	91	Wichita	2017
Paint Gun Cleaner Related Waste	2,4,6-Trichlorophenol	180-60016-1	0.13	0.065	mg/L	U	0.13			Chesapeake	2017
Paint Waste	2,4,6-Trichlorophenol	180-60015-1	0.13	0.065	mg/L	U	0.13			Chesapeake	2017
Paint Gun Cleaner Related Waste	2,4,6-Trichlorophenol	180-60251-1	0.13	0.065	mg/L	U	0.13			Waukesha	2017
Paint Gun Cleaner Related Waste	2,4,6-Trichlorophenol	180-60751-1	0.13	0.065	mg/L	U	0.13			Barre	2017
Paint Gun Cleaner Related Waste	2,4,6-Trichlorophenol	180-60754-1	0.13	0.065	mg/L	U	0.13			Barre	2017
Paint Waste	2,4,6-Trichlorophenol	180-60017-1	0.13	0.065	mg/L	U	0.13			Chesapeake	2017
WASTE	2,4,6-Trichlorophenol	180-77918-1	0.13	0.065	mg/L	U	0.13			Archdale	2018
WASTE	2,4,6-Trichlorophenol	180-77401-1	0.13	0.065	mg/L	U	0.13			Archdale	2018
WASTE	2,4,6-Trichlorophenol	180-81782-1	0.13	0.065	mg/L	U	0.13			Barre	2018
WASTE	2,4,6-Trichlorophenol	180-77515-1	0.13	0.065	mg/L	U	0.13			Boise	2018
WASTE	2,4,6-Trichlorophenol	180-77003-1	0.13	0.065	mg/L	U	0.13			Chandler	2018
WASTE	2,4,6-Trichlorophenol	180-78464-1	0.13	0.065	mg/L	U	0.13			Chandler	2018
WASTE	2,4,6-Trichlorophenol	180-77392-1	0.13	0.065	mg/L	U	0.13			Chester	2018
WASTE	2,4,6-Trichlorophenol	180-77390-1	0.13	0.065	mg/L	U	0.13			Chester	2018
WASTE	2,4,6-Trichlorophenol	180-81145-1	0.13	0.065	mg/L	U	0.13			Farmington	2018
WASTE	2,4,6-Trichlorophenol	180-82562-1	0.13	0.065	mg/L	U	0.13			Farmington	2018
WASTE	2,4,6-Trichlorophenol	180-79771-1	0.13	0.065	mg/L	U	0.13			Oklahoma City	2018
WASTE	2,4,6-Trichlorophenol	180-80855-2	0.13	0.065	mg/L	U	0.13			Sacramento	2018
WASTE	2,4,6-Trichlorophenol	180-82434-1	0.13	0.065	mg/L	U	0.13			Salisbury	2018
WASTE	2,4,6-Trichlorophenol	180-82435-1	0.13	0.065	mg/L	U	0.13			Salisbury	2018
WASTE	2,4,6-Trichlorophenol	180-76991-1	0.13	0.065	mg/L	U	0.13			Salt Lake City	2018
WASTE	2,4,6-Trichlorophenol	180-82709-1	0.13	0.065	mg/L	U	0.13			St Pauls	2018
WASTE	2,4,6-Trichlorophenol	180-82708-1	0.13	0.065	mg/L	U	0.13			St Pauls	2018
WASTE	2,4,6-Trichlorophenol	180-79368-1	0.13	0.065	mg/L	U	0.13			Tampa	2018
WASTE	2,4,6-Trichlorophenol	180-80380-1	0.13	0.065	mg/L	U	0.13			Tulsa	2018
WASTE	2,4,6-Trichlorophenol	180-78694-1	0.13	0.065	mg/L	U	0.13			Vinton	2018
WASTE	2,4,6-Trichlorophenol	180-78693-1	0.13	0.065	mg/L	U	0.13			Vinton	2018
WASTE	2,4,6-Trichlorophenol	180-71828-2	0.13	0.065	mg/L	U	0.13			Albuquerque	2018
WASTE	2,4,6-Trichlorophenol	180-72258-2	0.13	0.065	mg/L	U	0.13			Chester	2018
WASTE	2,4,6-Trichlorophenol	180-72257-1	0.13	0.065	mg/L	U	0.13			Chester	2018
WASTE	2,4,6-Trichlorophenol	180-71597-1	0.13	0.065	mg/L	U	0.13			Santa Ana	2018
WASTE	2,4,6-Trichlorophenol	180-74279-1	0.13	0.065	mg/L	U	0.13			Tallahassee	2018
Paint Gun Cleaner Related Waste	2,4,6-Trichlorophenol	180-58510-1	0.25	0.125	mg/L	U	0.25			Fresno	2016
Paint Gun Cleaner Related Waste	2,4,6-Trichlorophenol	180-57951-1	0.25	0.125	mg/L	U	0.25			Los Angeles	2016
Paint Waste	2,4,6-Trichlorophenol	180-69824-1	2	1	mg/L	U	2			Farmington	2017
WATER	2,4,6-Trichlorophenol	180-76250-1	3.1	1.55	mg/L	U	3.1			Wichita	2018
WATER	2,4,6-Trichlorophenol	180-76251-1	3.4	1.7	mg/L	U	3.4			Waukesha	2018

Paint Waste	2,4-Dinitrotoluene	180-58227-1	0.05	0.025	mg/L	U	0.05			Chandler	2016
Paint Waste	2,4-Dinitrotoluene	180-58024-1	0.05	0.025	mg/L	U	0.05			Los Angeles	2016
Paint Waste	2,4-Dinitrotoluene	180-58643-1	0.05	0.025	mg/L	U	0.05			Sacramento	2016
Paint Gun Cleaner Related Waste	2,4-Dinitrotoluene	180-65483-1	0.05	0.025	mg/L	U	0.05			Salt Lake City	2017
Paint Gun Cleaner Related Waste	2,4-Dinitrotoluene	180-70521-1	0.05	0.025	mg/L	U	0.05			Sacramento	2017
Paint Waste	2,4-Dinitrotoluene	180-70518-1	0.05	0.025	mg/L	U	0.05			Sacramento	2017
SOLID	2,4-Dinitrotoluene	180-81019-1	0.05	0.025	mg/L	U	0.05			Alqubuerque	2018
WATER	2,4-Dinitrotoluene	180-79869-1	0.05	0.025	mg/L	U	0.05			Los Angeles	2018
SOLID	2,4-Dinitrotoluene	180-80845-1	0.05	0.025	mg/L	U	0.05			Sacramento	2018
WATER	2,4-Dinitrotoluene	180-78620-1	0.05	0.025	mg/L	U	0.05			Santa Ana	2018
WATER	2,4-Dinitrotoluene	180-78619-1	0.05	0.025	mg/L	U	0.05			Santa Ana	2018
WATER	2,4-Dinitrotoluene	180-79871-1	0.06	0.03	mg/L	U	0.06			Los Angeles	2018
WASTE	2,4-Dinitrotoluene	180-74281-1	0.082	0.041	mg/L	U	0.082			Tallahassee	2018
Paint Waste	2,4-Dinitrotoluene	180-70390-1	0.1	0.05	mg/L	U	0.1			Raleigh	2017
Paint Gun Cleaner Related Waste	2,4-Dinitrotoluene	180-58742-1	0.13	0.065	mg/L	U	0.13			Albuquerque	2016
Paint Gun Cleaner Related Waste	2,4-Dinitrotoluene	180-55534-1	0.13	0.065	mg/L	U	0.13			Archdale	2016
Paint Gun Cleaner Related Waste	2,4-Dinitrotoluene	180-52547-1	0.13	0.065	mg/L	U	0.13			Boise	2016
Paint Gun Cleaner Related Waste	2,4-Dinitrotoluene	180-53492-1	0.13	0.065	mg/L	U	0.13			Chandler	2016
Paint Gun Cleaner Related Waste	2,4-Dinitrotoluene	180-58402-1	0.13	0.065	mg/L	U	0.13			Charlotte	2016
Paint Gun Cleaner Related Waste	2,4-Dinitrotoluene	180-54775-1	0.13	0.065	mg/L	U	0.13			Chester	2016
Paint Gun Cleaner Related Waste	2,4-Dinitrotoluene	180-58671-1	0.13	0.065	mg/L	U	0.13			Clackamas	2016
Paint Gun Cleaner Related Waste	2,4-Dinitrotoluene	180-56458-1	0.13	0.065	mg/L	U	0.13			Farmington	2016
Paint Gun Cleaner Related Waste	2,4-Dinitrotoluene	180-58737-1	0.13	0.065	mg/L	U	0.13			Highland	2016
Paint Gun Cleaner Related Waste	2,4-Dinitrotoluene	180-58659-1	0.13	0.065	mg/L	U	0.13			Sacramento	2016
Paint Gun Cleaner Related Waste	2,4-Dinitrotoluene	180-53844-1	0.13	0.065	mg/L	U	0.13			Salt Lake City	2016
Paint Gun Cleaner Related Waste	2,4-Dinitrotoluene	180-58153-1	0.13	0.065	mg/L	U	0.13			Santa Ana	2016
Paint Gun Cleaner Related Waste	2,4-Dinitrotoluene	180-56002-1	0.13	0.065	mg/L	U	0.13			St. Pauls	2016
Paint Gun Cleaner Related Waste	2,4-Dinitrotoluene	180-58141-1	0.13	0.065	mg/L	U	0.13			Tampa	2016
Paint Gun Cleaner Related Waste	2,4-Dinitrotoluene	180-58731-1	0.13	0.065	mg/L	U	0.13			Tulsa	2016
Paint Gun Cleaner Related Waste	2,4-Dinitrotoluene	180-58271-1	0.13	0.065	mg/L	U	0.13			Vinton	2016
Paint Waste	2,4-Dinitrotoluene	180-54776-1	0.13	0.065	mg/L	U	0.13			Chester	2016
Paint Waste	2,4-Dinitrotoluene	180-58677-1	0.13	0.065	mg/L	U	0.13			Clackamas	2016
Paint Waste	2,4-Dinitrotoluene	180-56412-1	0.13	0.065	mg/L	U	0.13			Farmington	2016
Paint Waste	2,4-Dinitrotoluene	180-58270-1	0.13	0.065	mg/L	U	0.13			Vinton	2016
Paint Gun Cleaner Related Waste	2,4-Dinitrotoluene	180-65692-1	0.13	0.065	mg/L	U	0.13			Archdale	2017
Paint Waste	2,4-Dinitrotoluene	180-66032-1	0.13	0.065	mg/L	U *	0.13			Archdale	2017
Paint Gun Cleaner Related Waste	2,4-Dinitrotoluene	180-68704-1	0.13	0.065	mg/L	U	0.13			Boise	2017
Paint Waste	2,4-Dinitrotoluene	180-65188-1	0.13	0.065	mg/L	U	0.13			Chandler	2017
Paint Gun Cleaner Related Waste	2,4-Dinitrotoluene	180-70322-1	0.13	0.065	mg/L	U	0.13			Chesapeake	2017
Paint Gun Cleaner Related Waste	2,4-Dinitrotoluene	180-69211-1	0.13	0.065	mg/L	U	0.13			Clackamas	2017
Paint Waste	2,4-Dinitrotoluene	180-69212-1	0.13	0.065	mg/L	U	0.13			Clackamas	2017
Paint Gun Cleaner Related Waste	2,4-Dinitrotoluene	180-68915-1	0.13	0.065	mg/L	U	0.13			Farmington	2017
Paint Gun Cleaner Related Waste	2,4-Dinitrotoluene	180-68638-1	0.13	0.065	mg/L	U	0.13			Los Angeles	2017
Paint Waste	2,4-Dinitrotoluene	180-68464-1	0.13	0.065	mg/L	U	0.13			Los Angeles	2017
Paint Gun Cleaner Related Waste	2,4-Dinitrotoluene	180-69240-1	0.13	0.065	mg/L	U	0.13			Oklahoma City	2017
Paint Gun Cleaner Related Waste	2,4-Dinitrotoluene	180-70391-1	0.13	0.065	mg/L	U	0.13			Raleigh	2017
Paint Gun Cleaner Related Waste	2,4-Dinitrotoluene	180-70805-1	0.13	0.065	mg/L	U	0.13			Salisbury	2017
Paint Gun Cleaner Related Waste	2,4-Dinitrotoluene	180-67818-1	0.13	0.065	mg/L	U	0.13			Santa Ana	2017
Paint Gun Cleaner Related Waste	2,4-Dinitrotoluene	180-68566-1	0.13	0.065	mg/L	U	0.13			St Pauls	2017
Paint Waste	2,4-Dinitrotoluene	180-70626-1	0.13	0.065	mg/L	U	0.13			St Pauls	2017
Paint Gun Cleaner Related Waste	2,4-Dinitrotoluene	180-66257-1	0.13	0.065	mg/L	U *	0.13			Vinton	2017
Paint Waste	2,4-Dinitrotoluene	180-66261-1	0.13	0.065	mg/L	U *	0.13			Vinton	2017
Paint Gun Cleaner Related Waste	2,4-Dinitrotoluene	180-68957-1	0.13	0.065	mg/L	U	0.13			Waukesha	2017
Paint Gun Cleaner Related Waste	2,4-Dinitrotoluene	180-64797-1	0.13	0.065	mg/L	U *	0.13	54	91	Wichita	2017
Paint Gun Cleaner Related Waste	2,4-Dinitrotoluene	180-60016-1	0.13	0.065	mg/L	U	0.13			Chesapeake	2017
Paint Waste	2,4-Dinitrotoluene	180-60015-1	0.13	0.065	mg/L	U	0.13			Chesapeake	2017
Paint Gun Cleaner Related Waste	2,4-Dinitrotoluene	180-60251-1	0.13	0.065	mg/L	U	0.13			Waukesha	2017

Paint Gun Cleaner Related Waste	2,4-Dinitrotoluene	180-60751-1	0.13	0.065	mg/L	U	0.13	Barre	2017
Paint Gun Cleaner Related Waste	2,4-Dinitrotoluene	180-60754-1	0.13	0.065	mg/L	U	0.13	Barre	2017
Paint Waste	2,4-Dinitrotoluene	180-60017-1	0.13	0.065	mg/L	U	0.13	Chesapeake	2017
WASTE	2,4-Dinitrotoluene	180-77918-1	0.13	0.065	mg/L	U	0.13	Archdale	2018
WASTE	2,4-Dinitrotoluene	180-77401-1	0.13	0.065	mg/L	U	0.13	Archdale	2018
WASTE	2,4-Dinitrotoluene	180-81782-1	0.13	0.065	mg/L	U	0.13	Barre	2018
WASTE	2,4-Dinitrotoluene	180-77515-1	0.13	0.065	mg/L	U	0.13	Boise	2018
WASTE	2,4-Dinitrotoluene	180-77003-1	0.13	0.065	mg/L	U	0.13	Chandler	2018
WASTE	2,4-Dinitrotoluene	180-78464-1	0.13	0.065	mg/L	U	0.13	Chandler	2018
WASTE	2,4-Dinitrotoluene	180-77392-1	0.13	0.065	mg/L	U	0.13	Chester	2018
WASTE	2,4-Dinitrotoluene	180-77390-1	0.13	0.065	mg/L	U	0.13	Chester	2018
WASTE	2,4-Dinitrotoluene	180-81145-1	0.13	0.065	mg/L	U	0.13	Farmington	2018
WASTE	2,4-Dinitrotoluene	180-82562-1	0.13	0.065	mg/L	U *	0.13	Farmington	2018
WASTE	2,4-Dinitrotoluene	180-79771-1	0.13	0.065	mg/L	U	0.13	Oklahoma City	2018
WASTE	2,4-Dinitrotoluene	180-80855-2	0.13	0.065	mg/L	U	0.13	Sacramento	2018
WASTE	2,4-Dinitrotoluene	180-82434-1	0.13	0.065	mg/L	U *	0.13	Salisbury	2018
WASTE	2,4-Dinitrotoluene	180-82435-1	0.13	0.065	mg/L	U *	0.13	Salisbury	2018
WASTE	2,4-Dinitrotoluene	180-76991-1	0.13	0.065	mg/L	U	0.13	Salt Lake City	2018
WASTE	2,4-Dinitrotoluene	180-82709-1	0.13	0.065	mg/L	U *	0.13	St Pauls	2018
WASTE	2,4-Dinitrotoluene	180-82708-1	0.13	0.065	mg/L	U *	0.13	St Pauls	2018
WASTE	2,4-Dinitrotoluene	180-79368-1	0.13	0.065	mg/L	U	0.13	Tampa	2018
WASTE	2,4-Dinitrotoluene	180-80380-1	0.13	0.065	mg/L	U	0.13	Tulsa	2018
WASTE	2,4-Dinitrotoluene	180-78694-1	0.13	0.065	mg/L	U	0.13	Vinton	2018
WASTE	2,4-Dinitrotoluene	180-78693-1	0.13	0.065	mg/L	U	0.13	Vinton	2018
WASTE	2,4-Dinitrotoluene	180-71828-2	0.13	0.065	mg/L	U	0.13	Albuquerque	2018
WASTE	2,4-Dinitrotoluene	180-72258-2	0.13	0.065	mg/L	U	0.13	Chester	2018
WASTE	2,4-Dinitrotoluene	180-72257-1	0.13	0.065	mg/L	U	0.13	Chester	2018
WASTE	2,4-Dinitrotoluene	180-71597-1	0.13	0.065	mg/L	U	0.13	Santa Ana	2018
WASTE	2,4-Dinitrotoluene	180-74279-1	0.13	0.065	mg/L	U	0.13	Tallahassee	2018
Paint Gun Cleaner Related Waste	2,4-Dinitrotoluene	180-58510-1	0.25	0.125	mg/L	U	0.25	Fresno	2016
Paint Gun Cleaner Related Waste	2,4-Dinitrotoluene	180-57951-1	0.25	0.125	mg/L	U	0.25	Los Angeles	2016
Paint Waste	2,4-Dinitrotoluene	180-69824-1	2	1	mg/L	U	2	Farmington	2017
WATER	2,4-Dinitrotoluene	180-76250-1	3.1	1.55	mg/L	U	3.1	Wichita	2018
WATER	2,4-Dinitrotoluene	180-76251-1	3.4	1.7	mg/L	U	3.4	Waukesha	2018
WATER	2-Butanone (MEK)	180-78620-1	2	1	mg/L	U	2	Santa Ana	2018
Paint Gun Cleaner Related Waste	2-Butanone (MEK)	180-58737-1	2.4	2.4	mg/L		0.5	Highland	2016
Paint Gun Cleaner Related Waste	2-Butanone (MEK)	180-58510-1	5.1	5.1	mg/L		0.2	Fresno	2016
Paint Waste	2-Butanone (MEK)	180-58643-1	5.8	5.8	mg/L		0.2	Sacramento	2016
Paint Waste	2-Butanone (MEK)	180-58024-1	6.1	6.1	mg/L		0.2	Los Angeles	2016
Paint Gun Cleaner Related Waste	2-Butanone (MEK)	180-58659-1	7.7	7.7	mg/L		0.5	Sacramento	2016
Paint Waste	2-Butanone (MEK)	180-70518-1	9.7	9.7	mg/L		2	Sacramento	2017
WATER	2-Butanone (MEK)	180-79871-1	20	10	mg/L	U	20	Los Angeles	2018
Paint Gun Cleaner Related Waste	2-Butanone (MEK)	180-60251-1	14	14	mg/L		0.5	Waukesha	2017
WATER	2-Butanone (MEK)	180-79869-1	40	20	mg/L	U	40	Los Angeles	2018
Paint Gun Cleaner Related Waste	2-Butanone (MEK)	180-67818-1	34	34	mg/L		0.5	Santa Ana	2017
WASTE	2-Butanone (MEK)	180-71597-1	46	46	mg/L		0.5	Santa Ana	2018
Paint Gun Cleaner Related Waste	2-Butanone (MEK)	180-68638-1	50	50	mg/L		0.5	Los Angeles	2017
WATER	2-Butanone (MEK)	180-78619-1	60	60	mg/L		10	Santa Ana	2018
WASTE	2-Butanone (MEK)	180-80855-2	62	62	mg/L		0.5	Sacramento	2018
Paint Gun Cleaner Related Waste	2-Butanone (MEK)	180-58153-1	75	75	mg/L		0.5	Santa Ana	2016
SOLID	2-Butanone (MEK)	180-80845-1	93	93	mg/L		4	Sacramento	2018
Paint Gun Cleaner Related Waste	2-Butanone (MEK)	180-57951-1	110	110	mg/L		10	Los Angeles	2016
Paint Waste	2-Butanone (MEK)	180-58227-1	110	110	mg/L		20	Chandler	2016
Paint Waste	2-Butanone (MEK)	180-68464-1	180	180	mg/L		5	Los Angeles	2017
SOLID	2-Butanone (MEK)	180-81019-1	190	190	mg/L		20	Alqubuerque	2018
WASTE	2-Butanone (MEK)	180-77401-1	200	200	mg/L		10	Archdale	2018
WASTE	2-Butanone (MEK)	180-81145-1	260	260	mg/L		5	Farmington	2018

Paint Waste	2-Butanone (MEK)	180-66032-1	440	440	mg/L		10			Archdale	2017
WATER	2-Butanone (MEK)	180-76250-1	660	660	mg/L	J	800			Wichita	2018
Paint Waste	2-Butanone (MEK)	180-69824-1	700	700	mg/L		25			Farmington	2017
Paint Gun Cleaner Related Waste	2-Butanone (MEK)	180-70521-1	1100	1100	mg/L		200			Sacramento	2017
WATER	2-Butanone (MEK)	180-76251-1	1200	1200	mg/L		800			Waukesha	2018
WASTE	2-Butanone (MEK)	180-81782-1	3100	3100	mg/L		250			Barre	2018
Paint Gun Cleaner Related Waste	2-Butanone (MEK)	180-68566-1	3300	3300	mg/L	E	0.5			St Pauls	2017
Paint Gun Cleaner Related Waste	2-Butanone (MEK)	180-70391-1	3400	3400	mg/L	E	0.5			Raleigh	2017
Paint Waste	2-Butanone (MEK)	180-70626-1	6400	6400	mg/L	E	0.5			St Pauls	2017
Paint Gun Cleaner Related Waste	2-Butanone (MEK)	180-65483-1	6600	6600	mg/L		200			Salt Lake City	2017
Paint Waste	2-Butanone (MEK)	180-69212-1	6800	6800	mg/L	E	0.5			Clackamas	2017
Paint Gun Cleaner Related Waste	2-Butanone (MEK)	180-60754-1	7700	7700	mg/L		2000			Barre	2017
WASTE	2-Butanone (MEK)	180-79368-1	8800	8800	mg/L		2000			Tampa	2018
WASTE	2-Butanone (MEK)	180-82435-1	9100	9100	mg/L		500			Salisbury	2018
Paint Gun Cleaner Related Waste	2-Butanone (MEK)	180-70805-1	11000	11000	mg/L		1000			Salisbury	2017
WASTE	2-Butanone (MEK)	180-82434-1	11000	11000	mg/L		2000			Salisbury	2018
WASTE	2-Butanone (MEK)	180-78693-1	11000	11000	mg/L		2000			Vinton	2018
WASTE	2-Butanone (MEK)	180-72257-1	11000	11000	mg/L		200			Chester	2018
WASTE	2-Butanone (MEK)	180-76991-1	14000	14000	mg/L		2000			Salt Lake City	2018
WASTE	2-Butanone (MEK)	180-82562-1	16000	16000	mg/L		2000			Farmington	2018
WASTE	2-Butanone (MEK)	180-77515-1	17000	17000	mg/L		2000			Boise	2018
WASTE	2-Butanone (MEK)	180-74281-1	17000	17000	mg/L		620			Tallahassee	2018
WASTE	2-Butanone (MEK)	180-77392-1	20000	20000	mg/L		2000			Chester	2018
WASTE	2-Butanone (MEK)	180-78694-1	22000	22000	mg/L		2000			Vinton	2018
Paint Waste	2-Butanone (MEK)	180-58677-1	23000	23000	mg/L		2000			Clackamas	2016
Paint Waste	2-Butanone (MEK)	180-60015-1	24000	24000	mg/L		2000			Chesapeake	2017
Paint Waste	2-Butanone (MEK)	180-58270-1	26000	26000	mg/L		2000			Vinton	2016
Paint Gun Cleaner Related Waste	2-Butanone (MEK)	180-64797-1	27000	27000	mg/L		2000			Wichita	2017
WASTE	2-Butanone (MEK)	180-78464-1	27000	27000	mg/L		2000			Chandler	2018
WASTE	2-Butanone (MEK)	180-77918-1	28000	28000	mg/L		2000			Archdale	2018
WASTE	2-Butanone (MEK)	180-77003-1	28000	28000	mg/L		2000	54	91	Chandler	2018
Paint Waste	2-Butanone (MEK)	180-56412-1	30000	30000	mg/L		2000			Farmington	2016
Paint Gun Cleaner Related Waste	2-Butanone (MEK)	180-66257-1	30000	30000	mg/L		2000			Vinton	2017
WASTE	2-Butanone (MEK)	180-80380-1	33000	33000	mg/L		2000			Tulsa	2018
Paint Waste	2-Butanone (MEK)	180-54776-1	38000	38000	mg/L		2000			Chester	2016
Paint Gun Cleaner Related Waste	2-Butanone (MEK)	180-68915-1	39000	39000	mg/L		2000			Farmington	2017
Paint Gun Cleaner Related Waste	2-Butanone (MEK)	180-68957-1	40000	40000	mg/L		2000			Waukesha	2017
WASTE	2-Butanone (MEK)	180-79771-1	41000	41000	mg/L		2000			Oklahoma City	2018
WASTE	2-Butanone (MEK)	180-71828-2	42000	42000	mg/L		2000			Albuquerque	2018
Paint Gun Cleaner Related Waste	2-Butanone (MEK)	180-58271-1	45000	45000	mg/L		2000			Vinton	2016
Paint Waste	2-Butanone (MEK)	180-65188-1	45000	45000	mg/L		2000			Chandler	2017
Paint Waste	2-Butanone (MEK)	180-66261-1	46000	46000	mg/L		2000			Vinton	2017
Paint Gun Cleaner Related Waste	2-Butanone (MEK)	180-70322-1	47000	47000	mg/L		2000			Chesapeake	2017
WASTE	2-Butanone (MEK)	180-72258-2	48000	48000	mg/L		2000			Chester	2018
Paint Waste	2-Butanone (MEK)	180-70390-1	49000	49000	mg/L		870			Raleigh	2017
Paint Gun Cleaner Related Waste	2-Butanone (MEK)	180-69240-1	51000	51000	mg/L		2000			Oklahoma City	2017
Paint Gun Cleaner Related Waste	2-Butanone (MEK)	180-58742-1	59000	59000	mg/L		2000			Albuquerque	2016
Paint Gun Cleaner Related Waste	2-Butanone (MEK)	180-58402-1	60000	60000	mg/L		2000			Charlotte	2016
WASTE	2-Butanone (MEK)	180-82708-1	63000	63000	mg/L		2000			St Pauls	2018
WASTE	2-Butanone (MEK)	180-77390-1	69000	69000	mg/L		2000			Chester	2018
Paint Gun Cleaner Related Waste	2-Butanone (MEK)	180-53844-1	71000	71000	mg/L		2000			Salt Lake City	2016
Paint Gun Cleaner Related Waste	2-Butanone (MEK)	180-56002-1	71000	71000	mg/L		2000			St. Pauls	2016
Paint Waste	2-Butanone (MEK)	180-60017-1	71000	71000	mg/L		2000			Chesapeake	2017
Paint Gun Cleaner Related Waste	2-Butanone (MEK)	180-58141-1	82000	82000	mg/L		2000			Tampa	2016
Paint Gun Cleaner Related Waste	2-Butanone (MEK)	180-58671-1	91000	91000	mg/L		2000			Clackamas	2016
Paint Gun Cleaner Related Waste	2-Butanone (MEK)	180-65692-1	97000	97000	mg/L		2000			Archdale	2017
Paint Gun Cleaner Related Waste	2-Butanone (MEK)	180-69211-1	100000	100000	mg/L		2000			Clackamas	2017

Paint Gun Cleaner Related Waste	2-Butanone (MEK)	180-53492-1	110000	110000	mg/L		2000	Chandler	2016
Paint Gun Cleaner Related Waste	2-Butanone (MEK)	180-60751-1	110000	110000	mg/L		2000	Barre	2017
WASTE	2-Butanone (MEK)	180-82709-1	130000	130000	mg/L		1000	St Pauls	2018
Paint Gun Cleaner Related Waste	2-Butanone (MEK)	180-60016-1	140000	140000	mg/L		2000	Chesapeake	2017
WASTE	2-Butanone (MEK)	180-74279-1	140000	140000	mg/L		2000	Tallahassee	2018
Paint Gun Cleaner Related Waste	2-Butanone (MEK)	180-52547-1	170000	170000	mg/L		2000	Boise	2016
Paint Gun Cleaner Related Waste	2-Butanone (MEK)	180-54775-1	170000	170000	mg/L		2000	Chester	2016
Paint Gun Cleaner Related Waste	2-Butanone (MEK)	180-58731-1	190000	190000	mg/L		2000	Tulsa	2016
Paint Gun Cleaner Related Waste	2-Butanone (MEK)	180-68704-1	240000	240000	mg/L		2000	Boise	2017
Paint Gun Cleaner Related Waste	2-Butanone (MEK)	180-55534-1	290000	290000	mg/L		4000	Archdale	2016
Paint Gun Cleaner Related Waste	2-Butanone (MEK)	180-56458-1	300000	300000	mg/L		2000	Farmington	2016
Paint Waste	2-Methylphenol	180-58024-1	0.05	0.025	mg/L	U	0.05	Los Angeles	2016
Paint Waste	2-Methylphenol	180-58643-1	0.05	0.025	mg/L	U	0.05	Sacramento	2016
Paint Gun Cleaner Related Waste	2-Methylphenol	180-65483-1	0.05	0.025	mg/L	U	0.05	Salt Lake City	2017
Paint Gun Cleaner Related Waste	2-Methylphenol	180-70521-1	0.05	0.025	mg/L	U	0.05	Sacramento	2017
Paint Waste	2-Methylphenol	180-70518-1	0.05	0.025	mg/L	U	0.05	Sacramento	2017
SOLID	2-Methylphenol	180-81019-1	0.05	0.025	mg/L	U	0.05	Alqubuerque	2018
WATER	2-Methylphenol	180-79869-1	0.05	0.025	mg/L	U	0.05	Los Angeles	2018
SOLID	2-Methylphenol	180-80845-1	0.05	0.025	mg/L	U	0.05	Sacramento	2018
WATER	2-Methylphenol	180-78620-1	0.05	0.025	mg/L	U	0.05	Santa Ana	2018
WATER	2-Methylphenol	180-78619-1	0.05	0.025	mg/L	U	0.05	Santa Ana	2018
WATER	2-Methylphenol	180-79871-1	0.06	0.03	mg/L	U	0.06	Los Angeles	2018
Paint Waste	2-Methylphenol	180-58227-1	0.082	0.082	mg/L		0.05	Chandler	2016
Paint Gun Cleaner Related Waste	2-Methylphenol	180-58510-1	0.25	0.125	mg/L	U	0.25	Fresno	2016
WASTE	2-Methylphenol	180-74281-1	0.46	0.23	mg/L	U	0.46	Tallahassee	2018
Paint Waste	2-Methylphenol	180-70390-1	0.73	0.365	mg/L	U	0.73	Raleigh	2017
Paint Gun Cleaner Related Waste	2-Methylphenol	180-58742-1	1	0.5	mg/L	U	1	Albuquerque	2016
Paint Gun Cleaner Related Waste	2-Methylphenol	180-55534-1	1	0.5	mg/L	U	1	Archdale	2016
Paint Gun Cleaner Related Waste	2-Methylphenol	180-52547-1	1	0.5	mg/L	U	1	Boise	2016
Paint Gun Cleaner Related Waste	2-Methylphenol	180-53492-1	1	0.5	mg/L	U	1	Chandler	2016
Paint Gun Cleaner Related Waste	2-Methylphenol	180-58402-1	1	0.5	mg/L	U	1	Charlotte	2016
Paint Gun Cleaner Related Waste	2-Methylphenol	180-54775-1	1	0.5	mg/L	U	1	Chester	2016
Paint Gun Cleaner Related Waste	2-Methylphenol	180-58671-1	1	0.5	mg/L	U	1	Clackamas	2016
Paint Gun Cleaner Related Waste	2-Methylphenol	180-56458-1	1	0.5	mg/L	U	1	Farmington	2016
Paint Gun Cleaner Related Waste	2-Methylphenol	180-58737-1	1	0.5	mg/L	U	1	Highland	2016
Paint Gun Cleaner Related Waste	2-Methylphenol	180-57951-1	0.5	0.5	mg/L		0.25	Los Angeles	2016
Paint Gun Cleaner Related Waste	2-Methylphenol	180-58659-1	1	0.5	mg/L	U	1	Sacramento	2016
Paint Gun Cleaner Related Waste	2-Methylphenol	180-53844-1	1	0.5	mg/L	U	1	Salt Lake City	2016
Paint Gun Cleaner Related Waste	2-Methylphenol	180-58153-1	1	0.5	mg/L	U	1	Santa Ana	2016
Paint Gun Cleaner Related Waste	2-Methylphenol	180-56002-1	1	0.5	mg/L	U	1	St. Pauls	2016
Paint Gun Cleaner Related Waste	2-Methylphenol	180-58141-1	1	0.5	mg/L	U	1	Tampa	2016
Paint Gun Cleaner Related Waste	2-Methylphenol	180-58731-1	1	0.5	mg/L	U	1	Tulsa	2016
Paint Gun Cleaner Related Waste	2-Methylphenol	180-58271-1	1	0.5	mg/L	U	1	Vinton	2016
Paint Waste	2-Methylphenol	180-54776-1	1	0.5	mg/L	U	1	Chester	2016
Paint Waste	2-Methylphenol	180-58677-1	1	0.5	mg/L	U	1	Clackamas	2016
Paint Waste	2-Methylphenol	180-56412-1	1	0.5	mg/L	U	1	Farmington	2016
Paint Waste	2-Methylphenol	180-58270-1	1	0.5	mg/L	U	1	Vinton	2016
Paint Gun Cleaner Related Waste	2-Methylphenol	180-65692-1	1	0.5	mg/L	U	1	Archdale	2017
Paint Waste	2-Methylphenol	180-66032-1	1	0.5	mg/L	U	1	Archdale	2017
Paint Gun Cleaner Related Waste	2-Methylphenol	180-68704-1	1	0.5	mg/L	U	1	Boise	2017
Paint Waste	2-Methylphenol	180-65188-1	1	0.5	mg/L	U	1	Chandler	2017
Paint Gun Cleaner Related Waste	2-Methylphenol	180-70322-1	1	0.5	mg/L	U	1	Chesapeake	2017
Paint Gun Cleaner Related Waste	2-Methylphenol	180-69211-1	1	0.5	mg/L	U	1	Clackamas	2017
Paint Waste	2-Methylphenol	180-69212-1	1	0.5	mg/L	U	1	Clackamas	2017
Paint Gun Cleaner Related Waste	2-Methylphenol	180-68915-1	1	0.5	mg/L	U	1	Farmington	2017
Paint Gun Cleaner Related Waste	2-Methylphenol	180-68638-1	1	0.5	mg/L	U	1	Los Angeles	2017
Paint Waste	2-Methylphenol	180-68464-1	1	0.5	mg/L	U	1	Los Angeles	2017

Paint Gun Cleaner Related Waste	2-Methylphenol	180-69240-1	1	0.5	mg/L	U	1			Oklahoma City	2017
Paint Gun Cleaner Related Waste	2-Methylphenol	180-70391-1	1	0.5	mg/L	U	1			Raleigh	2017
Paint Gun Cleaner Related Waste	2-Methylphenol	180-70805-1	1	0.5	mg/L	U	1			Salisbury	2017
Paint Gun Cleaner Related Waste	2-Methylphenol	180-67818-1	1	0.5	mg/L	U	1			Santa Ana	2017
Paint Gun Cleaner Related Waste	2-Methylphenol	180-68566-1	1	0.5	mg/L	U	1			St Pauls	2017
Paint Waste	2-Methylphenol	180-70626-1	1	0.5	mg/L	U	1			St Pauls	2017
Paint Gun Cleaner Related Waste	2-Methylphenol	180-66257-1	1	0.5	mg/L	U	1			Vinton	2017
Paint Waste	2-Methylphenol	180-66261-1	1	0.5	mg/L	U	1	54	91	Vinton	2017
Paint Gun Cleaner Related Waste	2-Methylphenol	180-68957-1	1	0.5	mg/L	U	1			Waukesha	2017
Paint Gun Cleaner Related Waste	2-Methylphenol	180-64797-1	1	0.5	mg/L	U	1			Wichita	2017
Paint Gun Cleaner Related Waste	2-Methylphenol	180-60016-1	1	0.5	mg/L	U	1			Chesapeake	2017
Paint Waste	2-Methylphenol	180-60015-1	1	0.5	mg/L	U	1			Chesapeake	2017
Paint Gun Cleaner Related Waste	2-Methylphenol	180-60251-1	1	0.5	mg/L	U	1			Waukesha	2017
Paint Gun Cleaner Related Waste	2-Methylphenol	180-60751-1	1	0.5	mg/L	U	1			Barre	2017
Paint Gun Cleaner Related Waste	2-Methylphenol	180-60754-1	1	0.5	mg/L	U	1			Barre	2017
Paint Waste	2-Methylphenol	180-60017-1	1	0.5	mg/L	U	1			Chesapeake	2017
WASTE	2-Methylphenol	180-77918-1	1	0.5	mg/L	U	1			Archdale	2018
WASTE	2-Methylphenol	180-77401-1	1	0.5	mg/L	U	1			Archdale	2018
WASTE	2-Methylphenol	180-81782-1	1	0.5	mg/L	U	1			Barre	2018
WASTE	2-Methylphenol	180-77515-1	1	0.5	mg/L	U	1			Boise	2018
WASTE	2-Methylphenol	180-77003-1	1	0.5	mg/L	U	1			Chandler	2018
WASTE	2-Methylphenol	180-78464-1	1	0.5	mg/L	U	1			Chandler	2018
WASTE	2-Methylphenol	180-77392-1	1	0.5	mg/L	U	1			Chester	2018
WASTE	2-Methylphenol	180-77390-1	1	0.5	mg/L	U	1			Chester	2018
WASTE	2-Methylphenol	180-81145-1	1	0.5	mg/L	U	1			Farmington	2018
WASTE	2-Methylphenol	180-82562-1	1	0.5	mg/L	U	1			Farmington	2018
WASTE	2-Methylphenol	180-79771-1	1	0.5	mg/L	U	1			Oklahoma City	2018
WASTE	2-Methylphenol	180-80855-2	1	0.5	mg/L	U	1			Sacramento	2018
WASTE	2-Methylphenol	180-82434-1	1	0.5	mg/L	U	1			Salisbury	2018
WASTE	2-Methylphenol	180-82435-1	1	0.5	mg/L	U	1			Salisbury	2018
WASTE	2-Methylphenol	180-76991-1	1	0.5	mg/L	U	1			Salt Lake City	2018
WASTE	2-Methylphenol	180-82709-1	1	0.5	mg/L	U	1			St Pauls	2018
WASTE	2-Methylphenol	180-82708-1	1	0.5	mg/L	U	1			St Pauls	2018
WASTE	2-Methylphenol	180-79368-1	1	0.5	mg/L	U	1			Tampa	2018
WASTE	2-Methylphenol	180-80380-1	1	0.5	mg/L	U	1			Tulsa	2018
WASTE	2-Methylphenol	180-78694-1	1	0.5	mg/L	U	1			Vinton	2018
WASTE	2-Methylphenol	180-78693-1	1	0.5	mg/L	U	1			Vinton	2018
WASTE	2-Methylphenol	180-71828-2	1	0.5	mg/L	U	1			Albuquerque	2018
WASTE	2-Methylphenol	180-72258-2	1	0.5	mg/L	U	1			Chester	2018
WASTE	2-Methylphenol	180-72257-1	1	0.5	mg/L	U	1			Chester	2018
WASTE	2-Methylphenol	180-71597-1	1	0.5	mg/L	U	1			Santa Ana	2018
WASTE	2-Methylphenol	180-74279-1	1	0.5	mg/L	U	1			Tallahassee	2018
Paint Waste	2-Methylphenol	180-69824-1	2	1	mg/L	U	2			Farmington	2017
WATER	2-Methylphenol	180-76250-1	3.1	1.55	mg/L	U	3.1			Wichita	2018
WATER	2-Methylphenol	180-76251-1	3.4	1.7	mg/L	U	3.4			Waukesha	2018
SOLID	Arsenic	180-81019-1	0.05	0.05	mg/L	J	0.5			Alqubuerque	2018
WATER	Arsenic	180-79871-1	0.1	0.05	mg/L	U	0.1			Los Angeles	2018
Paint Waste	Arsenic	180-58643-1	0.063	0.063	mg/L	J	0.5			Sacramento	2016
WATER	Arsenic	180-79869-1	0.094	0.094	mg/L	J	0.1			Los Angeles	2018
Paint Waste	Arsenic	180-69824-2	0.11	0.11	mg/L		0.1			Farmington	2017
WATER	Arsenic	180-78620-1	0.12	0.12	mg/L		0.1			Santa Ana	2018
WATER	Arsenic	180-76250-1	0.12	0.12	mg/L		0.1			Wichita	2018
Paint Gun Cleaner Related Waste	Arsenic	180-70521-1	0.13	0.13	mg/L		0.1			Sacramento	2017
WATER	Arsenic	180-78619-1	0.15	0.15	mg/L		0.1			Santa Ana	2018
WATER	Arsenic	180-76251-1	0.15	0.15	mg/L		0.1			Waukesha	2018
WASTE	Arsenic	180-74281-1	0.49	0.245	mg/L	U	0.49			Tallahassee	2018
Paint Gun Cleaner Related Waste	Arsenic	180-57951-1	0.5	0.25	mg/L	U	0.5			Los Angeles	2016

Paint Waste	Arsenic	180-58227-1	0.5	0.25	mg/L	U	0.5			Chandler	2016
Paint Waste	Arsenic	180-58024-1	0.5	0.25	mg/L	U	0.5			Los Angeles	2016
Paint Waste	Arsenic	180-70518-1	0.5	0.25	mg/L	U	0.5			Sacramento	2017
SOLID	Arsenic	180-80845-1	0.5	0.25	mg/L	U	0.5			Sacramento	2018
Paint Gun Cleaner Related Waste	Arsenic	180-65483-1	0.34	0.34	mg/L		0.1			Salt Lake City	2017
Paint Waste	Arsenic	180-70390-1	0.74	0.37	mg/L	U	0.74			Raleigh	2017
WASTE	Arsenic	180-74279-1	0.48	0.48	mg/L	J	1			Tallahassee	2018
Paint Gun Cleaner Related Waste	Arsenic	180-58742-1	1	0.5	mg/L	U	1			Albuquerque	2016
Paint Gun Cleaner Related Waste	Arsenic	180-55534-1	1	0.5	mg/L	U	1			Archdale	2016
Paint Gun Cleaner Related Waste	Arsenic	180-52547-1	1	0.5	mg/L	U	1			Boise	2016
Paint Gun Cleaner Related Waste	Arsenic	180-53492-1	1	0.5	mg/L	U	1			Chandler	2016
Paint Gun Cleaner Related Waste	Arsenic	180-58402-1	1	0.5	mg/L	U	1			Charlotte	2016
Paint Gun Cleaner Related Waste	Arsenic	180-54775-1	1	0.5	mg/L	U	1			Chester	2016
Paint Gun Cleaner Related Waste	Arsenic	180-58671-1	1	0.5	mg/L	U	1			Clackamas	2016
Paint Gun Cleaner Related Waste	Arsenic	180-56458-1	1	0.5	mg/L	U	1			Farmington	2016
Paint Gun Cleaner Related Waste	Arsenic	180-58510-1	1	0.5	mg/L	U	1			Fresno	2016
Paint Gun Cleaner Related Waste	Arsenic	180-58737-1	1	0.5	mg/L	U	1			Highland	2016
Paint Gun Cleaner Related Waste	Arsenic	180-58659-1	1	0.5	mg/L	U	1			Sacramento	2016
Paint Gun Cleaner Related Waste	Arsenic	180-53844-1	1	0.5	mg/L	U	1			Salt Lake City	2016
Paint Gun Cleaner Related Waste	Arsenic	180-58153-1	1	0.5	mg/L	U	1			Santa Ana	2016
Paint Gun Cleaner Related Waste	Arsenic	180-56002-1	1	0.5	mg/L	U	1			St. Pauls	2016
Paint Gun Cleaner Related Waste	Arsenic	180-58141-1	1	0.5	mg/L	U	1			Tampa	2016
Paint Gun Cleaner Related Waste	Arsenic	180-58731-1	1	0.5	mg/L	U	1			Tulsa	2016
Paint Gun Cleaner Related Waste	Arsenic	180-58271-1	1	0.5	mg/L	U	1			Vinton	2016
Paint Waste	Arsenic	180-54776-1	1	0.5	mg/L	U	1			Chester	2016
Paint Waste	Arsenic	180-58677-1	1	0.5	mg/L	U	1			Clackamas	2016
Paint Waste	Arsenic	180-56412-1	1	0.5	mg/L	U	1			Farmington	2016
Paint Waste	Arsenic	180-58270-1	1	0.5	mg/L	U	1			Vinton	2016
Paint Gun Cleaner Related Waste	Arsenic	180-65692-1	1	0.5	mg/L	U	1			Archdale	2017
Paint Waste	Arsenic	180-66032-1	1	0.5	mg/L	U	1			Archdale	2017
Paint Gun Cleaner Related Waste	Arsenic	180-68704-1	1	0.5	mg/L	U	1			Boise	2017
Paint Waste	Arsenic	180-65188-1	1	0.5	mg/L	U	1			Chandler	2017
Paint Gun Cleaner Related Waste	Arsenic	180-70322-1	1	0.5	mg/L	U	1			Chesapeake	2017
Paint Gun Cleaner Related Waste	Arsenic	180-69211-1	1	0.5	mg/L	U	1			Clackamas	2017
Paint Waste	Arsenic	180-69212-1	1	0.5	mg/L	U	1			Clackamas	2017
Paint Gun Cleaner Related Waste	Arsenic	180-68915-1	1	0.5	mg/L	U	1			Farmington	2017
Paint Gun Cleaner Related Waste	Arsenic	180-68638-1	1	0.5	mg/L	U	1			Los Angeles	2017
Paint Waste	Arsenic	180-68464-1	1	0.5	mg/L	U	1			Los Angeles	2017
Paint Gun Cleaner Related Waste	Arsenic	180-69240-1	1	0.5	mg/L	U	1			Oklahoma City	2017
Paint Gun Cleaner Related Waste	Arsenic	180-70391-1	1	0.5	mg/L	U	1			Raleigh	2017
Paint Gun Cleaner Related Waste	Arsenic	180-70805-1	1	0.5	mg/L	U	1			Salisbury	2017
Paint Gun Cleaner Related Waste	Arsenic	180-67818-1	1	0.5	mg/L	U	1	54	91	Santa Ana	2017
Paint Gun Cleaner Related Waste	Arsenic	180-68566-1	1	0.5	mg/L	U	1			St Pauls	2017
Paint Waste	Arsenic	180-70626-1	1	0.5	mg/L	U	1			St Pauls	2017
Paint Gun Cleaner Related Waste	Arsenic	180-66257-1	1	0.5	mg/L	U	1			Vinton	2017
Paint Waste	Arsenic	180-66261-1	1	0.5	mg/L	U	1			Vinton	2017
Paint Gun Cleaner Related Waste	Arsenic	180-68957-1	1	0.5	mg/L	U	1			Waukesha	2017
Paint Gun Cleaner Related Waste	Arsenic	180-64797-1	1	0.5	mg/L	U	1			Wichita	2017
Paint Gun Cleaner Related Waste	Arsenic	180-60016-1	1	0.5	mg/L	U	1			Chesapeake	2017
Paint Waste	Arsenic	180-60015-1	1	0.5	mg/L	U	1			Chesapeake	2017
Paint Gun Cleaner Related Waste	Arsenic	180-60251-1	1	0.5	mg/L	U	1			Waukesha	2017
Paint Gun Cleaner Related Waste	Arsenic	180-60751-1	1	0.5	mg/L	U	1			Barre	2017
Paint Gun Cleaner Related Waste	Arsenic	180-60754-1	1	0.5	mg/L	U	1			Barre	2017
Paint Waste	Arsenic	180-60017-1	1	0.5	mg/L	U	1			Chesapeake	2017
WASTE	Arsenic	180-77918-1	1	0.5	mg/L	U	1			Archdale	2018
WASTE	Arsenic	180-77401-1	1	0.5	mg/L	U	1			Archdale	2018
WASTE	Arsenic	180-81782-1	1	0.5	mg/L	U	1			Barre	2018

WASTE	Arsenic	180-77515-1	1	0.5	mg/L	U	1	Boise	2018
WASTE	Arsenic	180-77003-1	1	0.5	mg/L	U	1	Chandler	2018
WASTE	Arsenic	180-78464-1	1	0.5	mg/L	U	1	Chandler	2018
WASTE	Arsenic	180-81145-1	1	0.5	mg/L	U	1	Farmington	2018
WASTE	Arsenic	180-82562-1	1	0.5	mg/L	U	1	Farmington	2018
WASTE	Arsenic	180-79771-1	1	0.5	mg/L	U	1	Oklahoma City	2018
WASTE	Arsenic	180-80855-2	1	0.5	mg/L	U	1	Sacramento	2018
WASTE	Arsenic	180-82434-1	1	0.5	mg/L	U	1	Salisbury	2018
WASTE	Arsenic	180-82435-1	1	0.5	mg/L	U	1	Salisbury	2018
WASTE	Arsenic	180-76991-1	1	0.5	mg/L	U	1	Salt Lake City	2018
WASTE	Arsenic	180-82709-1	1	0.5	mg/L	U	1	St Pauls	2018
WASTE	Arsenic	180-82708-1	1	0.5	mg/L	U	1	St Pauls	2018
WASTE	Arsenic	180-79368-1	1	0.5	mg/L	U	1	Tampa	2018
WASTE	Arsenic	180-80380-1	1	0.5	mg/L	U	1	Tulsa	2018
WASTE	Arsenic	180-78694-1	1	0.5	mg/L	U	1	Vinton	2018
WASTE	Arsenic	180-78693-1	1	0.5	mg/L	U	1	Vinton	2018
WASTE	Arsenic	180-71828-2	1	0.5	mg/L	U	1	Albuquerque	2018
WASTE	Arsenic	180-72258-2	1	0.5	mg/L	U	1	Chester	2018
WASTE	Arsenic	180-72257-1	1	0.5	mg/L	U	1	Chester	2018
WASTE	Arsenic	180-71597-1	1	0.5	mg/L	U	1	Santa Ana	2018
WASTE	Arsenic	180-77392-1	0.52	0.52	mg/L	J	1	Chester	2018
WASTE	Arsenic	180-77390-1	0.95	0.95	mg/L	J	1	Chester	2018
Paint Waste	Barium	180-58643-1	0.053	0.053	mg/L	J	2	Sacramento	2016
Paint Gun Cleaner Related Waste	Barium	180-65483-1	0.057	0.057	mg/L	J	2	Salt Lake City	2017
Paint Waste	Barium	180-69824-2	0.067	0.067	mg/L	J	2	Farmington	2017
Paint Waste	Barium	180-58024-1	0.068	0.068	mg/L	J	2	Los Angeles	2016
WATER	Barium	180-79869-1	0.1	0.1	mg/L	J	2	Los Angeles	2018
Paint Gun Cleaner Related Waste	Barium	180-68566-1	0.12	0.12	mg/L	J	20	St Pauls	2017
WASTE	Barium	180-77515-1	0.13	0.13	mg/L	J	20	Boise	2018
WASTE	Barium	180-82708-1	0.13	0.13	mg/L	J	20	St Pauls	2018
WASTE	Barium	180-71597-1	0.13	0.13	mg/L	J	20	Santa Ana	2018
WASTE	Barium	180-71828-2	0.16	0.16	mg/L	J	20	Albuquerque	2018
Paint Gun Cleaner Related Waste	Barium	180-68638-1	0.18	0.18	mg/L	J	20	Los Angeles	2017
WASTE	Barium	180-77390-1	0.19	0.19	mg/L	J B	20	Chester	2018
Paint Gun Cleaner Related Waste	Barium	180-53492-1	0.2	0.2	mg/L	J B	20	Chandler	2016
Paint Waste	Barium	180-70518-1	0.2	0.2	mg/L	J	2	Sacramento	2017
WATER	Barium	180-79871-1	0.23	0.23	mg/L	J	2	Los Angeles	2018
WASTE	Barium	180-79771-1	0.24	0.24	mg/L	J	20	Oklahoma City	2018
SOLID	Barium	180-81019-1	0.25	0.25	mg/L	J	2	Alqubuerque	2018
Paint Waste	Barium	180-70390-1	0.3	0.3	mg/L	J	15	Raleigh	2017
Paint Gun Cleaner Related Waste	Barium	180-70322-1	0.36	0.36	mg/L	J	20	Chesapeake	2017
Paint Gun Cleaner Related Waste	Barium	180-64797-1	0.44	0.44	mg/L	J	20	Wichita	2017
WASTE	Barium	180-76991-1	0.44	0.44	mg/L	J	20	Salt Lake City	2018
Paint Gun Cleaner Related Waste	Barium	180-70521-1	0.53	0.53	mg/L	J	2	Sacramento	2017
Paint Gun Cleaner Related Waste	Barium	180-53844-1	0.69	0.69	mg/L	J	20	Salt Lake City	2016
Paint Gun Cleaner Related Waste	Barium	180-54775-1	0.71	0.71	mg/L	J	20	Chester	2016
WATER	Barium	180-76250-1	0.79	0.79	mg/L	J B	2	Wichita	2018
Paint Gun Cleaner Related Waste	Barium	180-58510-1	2	1	mg/L	U	2	Fresno	2016
Paint Gun Cleaner Related Waste	Barium	180-57951-1	2	1	mg/L	U	2	Los Angeles	2016
Paint Waste	Barium	180-58227-1	2	1	mg/L	U	2	Chandler	2016
Paint Waste	Barium	180-60017-1	1	1	mg/L	J	20	Chesapeake	2017
WATER	Barium	180-78620-1	2	1	mg/L	U	2	Santa Ana	2018
WATER	Barium	180-78619-1	2	1	mg/L	U	2	Santa Ana	2018
Paint Gun Cleaner Related Waste	Barium	180-70805-1	1.1	1.1	mg/L	J	20	Salisbury	2017
WASTE	Barium	180-81145-1	1.1	1.1	mg/L	J	20	Farmington	2018
Paint Waste	Barium	180-56412-1	1.6	1.6	mg/L	J	20	Farmington	2016
Paint Gun Cleaner Related Waste	Barium	180-58153-1	1.7	1.7	mg/L	J	20	Santa Ana	2016

WASTE	Barium	180-77401-1	1.8	1.8	mg/L	J B	20			Archdale	2018
WASTE	Barium	180-82709-1	1.8	1.8	mg/L	J	20			St Pauls	2018
Paint Waste	Barium	180-58677-1	2.2	2.2	mg/L	J	20			Clackamas	2016
WASTE	Barium	180-78464-1	2.4	2.4	mg/L	J	20			Chandler	2018
WATER	Barium	180-76251-1	2.5	2.5	mg/L	B	2			Waukesha	2018
SOLID	Barium	180-80845-1	2.6	2.6	mg/L	B	2			Sacramento	2018
WASTE	Barium	180-74281-1	2.7	2.7	mg/L	J	9.7			Tallahassee	2018
Paint Waste	Barium	180-58270-1	2.9	2.9	mg/L	J	20			Vinton	2016
Paint Gun Cleaner Related Waste	Barium	180-52547-1	3.7	3.7	mg/L	J	20			Boise	2016
WASTE	Barium	180-72258-2	4.1	4.1	mg/L	J	20			Chester	2018
WASTE	Barium	180-74279-1	4.1	4.1	mg/L	J	20			Tallahassee	2018
Paint Gun Cleaner Related Waste	Barium	180-60251-1	4.8	4.8	mg/L	J	20			Waukesha	2017
Paint Gun Cleaner Related Waste	Barium	180-58141-1	5.9	5.9	mg/L	J	20			Tampa	2016
WASTE	Barium	180-82435-1	8.1	8.1	mg/L	J	20			Salisbury	2018
Paint Waste	Barium	180-60015-1	8.9	8.9	mg/L	J	20			Chesapeake	2017
WASTE	Barium	180-72257-1	9.3	9.3	mg/L	J	20			Chester	2018
Paint Gun Cleaner Related Waste	Barium	180-58742-1	20	10	mg/L	U	20			Albuquerque	2016
Paint Gun Cleaner Related Waste	Barium	180-55534-1	20	10	mg/L	U	20			Archdale	2016
Paint Gun Cleaner Related Waste	Barium	180-58402-1	20	10	mg/L	U	20	54	91	Charlotte	2016
Paint Gun Cleaner Related Waste	Barium	180-58671-1	20	10	mg/L	U	20			Clackamas	2016
Paint Gun Cleaner Related Waste	Barium	180-56458-1	20	10	mg/L	U	20			Farmington	2016
Paint Gun Cleaner Related Waste	Barium	180-58737-1	20	10	mg/L	U	20			Highland	2016
Paint Gun Cleaner Related Waste	Barium	180-58659-1	20	10	mg/L	U	20			Sacramento	2016
Paint Gun Cleaner Related Waste	Barium	180-56002-1	20	10	mg/L	U	20			St. Pauls	2016
Paint Gun Cleaner Related Waste	Barium	180-58731-1	20	10	mg/L	U	20			Tulsa	2016
Paint Gun Cleaner Related Waste	Barium	180-58271-1	20	10	mg/L	U	20			Vinton	2016
Paint Gun Cleaner Related Waste	Barium	180-65692-1	20	10	mg/L	U	20			Archdale	2017
Paint Gun Cleaner Related Waste	Barium	180-68915-1	20	10	mg/L	U	20			Farmington	2017
Paint Waste	Barium	180-68464-1	20	10	mg/L	U	20			Los Angeles	2017
Paint Gun Cleaner Related Waste	Barium	180-69240-1	20	10	mg/L	U	20			Oklahoma City	2017
Paint Gun Cleaner Related Waste	Barium	180-70391-1	20	10	mg/L	U	20			Raleigh	2017
Paint Gun Cleaner Related Waste	Barium	180-67818-1	20	10	mg/L	U	20			Santa Ana	2017
Paint Waste	Barium	180-70626-1	20	10	mg/L	U	20			St Pauls	2017
Paint Gun Cleaner Related Waste	Barium	180-66257-1	20	10	mg/L	U	20			Vinton	2017
Paint Waste	Barium	180-66261-1	20	10	mg/L	U	20			Vinton	2017
Paint Gun Cleaner Related Waste	Barium	180-68957-1	20	10	mg/L	U	20			Waukesha	2017
Paint Gun Cleaner Related Waste	Barium	180-60016-1	20	10	mg/L	U	20			Chesapeake	2017
Paint Gun Cleaner Related Waste	Barium	180-60751-1	20	10	mg/L	U	20			Barre	2017
Paint Gun Cleaner Related Waste	Barium	180-60754-1	20	10	mg/L	U	20			Barre	2017
WASTE	Barium	180-81782-1	20	10	mg/L	U	20			Barre	2018
WASTE	Barium	180-77003-1	20	10	mg/L	U	20			Chandler	2018
WASTE	Barium	180-80855-2	20	10	mg/L	U	20			Sacramento	2018
WASTE	Barium	180-82434-1	20	10	mg/L	U	20			Salisbury	2018
WASTE	Barium	180-79368-1	20	10	mg/L	U	20			Tampa	2018
WASTE	Barium	180-80380-1	20	10	mg/L	U	20			Tulsa	2018
WASTE	Barium	180-78694-1	20	10	mg/L	U	20			Vinton	2018
Paint Gun Cleaner Related Waste	Barium	180-68704-1	12	12	mg/L	J	20			Boise	2017
WASTE	Barium	180-78693-1	14	14	mg/L	J	20			Vinton	2018
Paint Gun Cleaner Related Waste	Barium	180-69211-1	22	22	mg/L		20			Clackamas	2017
WASTE	Barium	180-77918-1	24	24	mg/L		20			Archdale	2018
Paint Waste	Barium	180-66032-1	51	51	mg/L		20			Archdale	2017
WASTE	Barium	180-82562-1	63	63	mg/L		20			Farmington	2018
Paint Waste	Barium	180-69212-1	78	78	mg/L		20			Clackamas	2017
Paint Waste	Barium	180-65188-1	99	99	mg/L		20			Chandler	2017
Paint Waste	Barium	180-54776-1	130	130	mg/L		20			Chester	2016
WASTE	Barium	180-77392-1	180	180	mg/L	B	20			Chester	2018
Paint Gun Cleaner Related Waste	Benzene	180-58510-1	0.2	0.1	mg/L	U	0.2			Fresno	2016

Paint Gun Cleaner Related Waste	Benzene	180-57951-1	0.2	0.1	mg/L	U	0.2			Los Angeles	2016
Paint Waste	Benzene	180-58024-1	0.2	0.1	mg/L	U	0.2			Los Angeles	2016
Paint Waste	Benzene	180-58643-1	0.2	0.1	mg/L	U	0.2			Sacramento	2016
SOLID	Benzene	180-80845-1	0.2	0.1	mg/L	U	0.2			Sacramento	2018
Paint Gun Cleaner Related Waste	Benzene	180-58659-1	0.22	0.22	mg/L	J	0.5			Sacramento	2016
Paint Gun Cleaner Related Waste	Benzene	180-58742-1	0.5	0.25	mg/L	U	0.5			Albuquerque	2016
Paint Gun Cleaner Related Waste	Benzene	180-58402-1	0.5	0.25	mg/L	U	0.5			Charlotte	2016
Paint Gun Cleaner Related Waste	Benzene	180-58737-1	0.5	0.25	mg/L	U	0.5			Highland	2016
Paint Gun Cleaner Related Waste	Benzene	180-58153-1	0.5	0.25	mg/L	U	0.5			Santa Ana	2016
Paint Waste	Benzene	180-66032-1	0.5	0.25	mg/L	U	0.5			Archdale	2017
WASTE	Benzene	180-72257-1	0.5	0.25	mg/L	U	0.5			Chester	2018
Paint Waste	Benzene	180-58227-1	0.31	0.31	mg/L		0.2			Chandler	2016
Paint Gun Cleaner Related Waste	Benzene	180-60251-1	0.52	0.52	mg/L		0.5			Waukesha	2017
Paint Waste	Benzene	180-68464-1	0.58	0.58	mg/L		0.5			Los Angeles	2017
WASTE	Benzene	180-81145-1	0.64	0.64	mg/L		0.5			Farmington	2018
Paint Gun Cleaner Related Waste	Benzene	180-67818-1	0.68	0.68	mg/L		0.5			Santa Ana	2017
WASTE	Benzene	180-82435-1	0.76	0.76	mg/L		0.5			Salisbury	2018
Paint Gun Cleaner Related Waste	Benzene	180-68638-1	1	1	mg/L		0.5			Los Angeles	2017
Paint Waste	Benzene	180-70518-1	2	1	mg/L	U	2			Sacramento	2017
WASTE	Benzene	180-71597-1	1.2	1.2	mg/L		0.5			Santa Ana	2018
WATER	Benzene	180-78620-1	1.3	1.3	mg/L	J	2			Santa Ana	2018
WASTE	Benzene	180-81782-1	1.4	1.4	mg/L		0.5			Barre	2018
WATER	Benzene	180-78619-1	1.4	1.4	mg/L		0.2			Santa Ana	2018
WASTE	Benzene	180-80855-2	1.7	1.7	mg/L		0.5			Sacramento	2018
WASTE	Benzene	180-82562-1	1.8	1.8	mg/L		0.5			Farmington	2018
Paint Waste	Benzene	180-69824-1	2.2	2.2	mg/L		0.5			Farmington	2017
Paint Gun Cleaner Related Waste	Benzene	180-70391-1	2.3	2.3	mg/L		0.5			Raleigh	2017
Paint Waste	Benzene	180-56412-1	2.6	2.6	mg/L		0.5			Farmington	2016
WASTE	Benzene	180-79368-1	3.3	3.3	mg/L		0.5			Tampa	2018
Paint Gun Cleaner Related Waste	Benzene	180-64797-1	3.7	3.7	mg/L		0.5			Wichita	2017
Paint Gun Cleaner Related Waste	Benzene	180-68566-1	3.9	3.9	mg/L		0.5			St Pauls	2017
WASTE	Benzene	180-77401-1	4.2	4.2	mg/L		0.5			Archdale	2018
WASTE	Benzene	180-76991-1	5.3	5.3	mg/L		0.5			Salt Lake City	2018
WASTE	Benzene	180-82434-1	5.4	5.4	mg/L		0.5			Salisbury	2018
WASTE	Benzene	180-82708-1	5.9	5.9	mg/L		0.5			St Pauls	2018
WASTE	Benzene	180-78464-1	6.7	6.7	mg/L		0.5			Chandler	2018
WASTE	Benzene	180-77392-1	6.9	6.9	mg/L		0.5			Chester	2018
Paint Gun Cleaner Related Waste	Benzene	180-70805-1	7.6	7.6	mg/L		0.5			Salisbury	2017
Paint Waste	Benzene	180-69212-1	8.9	8.9	mg/L		0.5			Clackamas	2017
WASTE	Benzene	180-72258-2	9.2	9.2	mg/L		0.5			Chester	2018
Paint Waste	Benzene	180-65188-1	9.5	9.5	mg/L		0.5			Chandler	2017
Paint Gun Cleaner Related Waste	Benzene	180-66257-1	9.6	9.6	mg/L		0.5			Vinton	2017
Paint Gun Cleaner Related Waste	Benzene	180-65483-1	20	10	mg/L	U	20			Salt Lake City	2017
SOLID	Benzene	180-81019-1	20	10	mg/L	U	20			Alqubuerque	2018
WASTE	Benzene	180-77515-1	10	10	mg/L		0.5			Boise	2018
WATER	Benzene	180-79871-1	20	10	mg/L	U	20			Los Angeles	2018
Paint Gun Cleaner Related Waste	Benzene	180-53844-1	11	11	mg/L		0.5			Salt Lake City	2016
Paint Gun Cleaner Related Waste	Benzene	180-68957-1	11	11	mg/L		0.5			Waukesha	2017
WASTE	Benzene	180-79771-1	11	11	mg/L		0.5			Oklahoma City	2018
WASTE	Benzene	180-80380-1	11	11	mg/L		0.5			Tulsa	2018
Paint Waste	Benzene	180-70626-1	12	12	mg/L		0.5			St Pauls	2017
WASTE	Benzene	180-78694-1	12	12	mg/L		0.5			Vinton	2018
Paint Gun Cleaner Related Waste	**Benzene**	**180-58271-1**	**14**	**14**	**mg/L**		**0.5**	**54**	**92**	**Vinton**	**2016**
Paint Gun Cleaner Related Waste	Benzene	180-69240-1	14	14	mg/L		0.5			Oklahoma City	2017
Paint Gun Cleaner Related Waste	Benzene	180-69211-1	15	15	mg/L		0.5			Clackamas	2017
Paint Gun Cleaner Related Waste	Benzene	180-68704-1	16	16	mg/L		0.5			Boise	2017
Paint Gun Cleaner Related Waste	Benzene	180-70322-1	16	16	mg/L		0.5			Chesapeake	2017

WASTE	Benzene	180-82709-1	16	16	mg/L		0.5	St Pauls	2018
WASTE	Benzene	180-74279-1	16	16	mg/L		0.5	Tallahassee	2018
Paint Gun Cleaner Related Waste	Benzene	180-68915-1	17	17	mg/L		0.5	Farmington	2017
WASTE	Benzene	180-77390-1	17	17	mg/L		0.5	Chester	2018
Paint Gun Cleaner Related Waste	Benzene	180-65692-1	18	18	mg/L		0.5	Archdale	2017
Paint Gun Cleaner Related Waste	Benzene	180-56002-1	19	19	mg/L		0.5	St. Pauls	2016
WASTE	Benzene	180-71828-2	19	19	mg/L		0.5	Albuquerque	2018
WATER	Benzene	180-79869-1	40	20	mg/L	U	40	Los Angeles	2018
Paint Waste	Benzene	180-60015-1	21	21	mg/L		0.5	Chesapeake	2017
Paint Waste	Benzene	180-58677-1	22	22	mg/L		0.5	Clackamas	2016
WASTE	Benzene	180-77003-1	22	22	mg/L		0.5	Chandler	2018
WASTE	Benzene	180-78693-1	23	23	mg/L		0.5	Vinton	2018
Paint Waste	Benzene	180-60017-1	25	25	mg/L		0.5	Chesapeake	2017
WASTE	Benzene	180-77918-1	27	27	mg/L		0.25	Archdale	2018
Paint Gun Cleaner Related Waste	Benzene	180-60016-1	29	29	mg/L		0.5	Chesapeake	2017
Paint Gun Cleaner Related Waste	Benzene	180-58731-1	30	30	mg/L		0.5	Tulsa	2016
Paint Waste	Benzene	180-58270-1	30	30	mg/L		0.5	Vinton	2016
Paint Gun Cleaner Related Waste	Benzene	180-58141-1	31	31	mg/L		0.5	Tampa	2016
Paint Waste	Benzene	180-66261-1	32	32	mg/L		0.5	Vinton	2017
Paint Gun Cleaner Related Waste	Benzene	180-58671-1	36	36	mg/L		0.5	Clackamas	2016
Paint Gun Cleaner Related Waste	Benzene	180-60751-1	39	39	mg/L		0.5	Barre	2017
Paint Gun Cleaner Related Waste	Benzene	180-60754-1	52	52	mg/L		0.5	Barre	2017
Paint Gun Cleaner Related Waste	Benzene	180-52547-1	53	53	mg/L		0.5	Boise	2016
Paint Gun Cleaner Related Waste	Benzene	180-56458-1	63	63	mg/L		0.5	Farmington	2016
Paint Gun Cleaner Related Waste	Benzene	180-53492-1	85	85	mg/L	E	0.5	Chandler	2016
Paint Gun Cleaner Related Waste	Benzene	180-55534-1	95	95	mg/L	E	0.5	Archdale	2016
Paint Gun Cleaner Related Waste	Benzene	180-70521-1	200	100	mg/L	U	200	Sacramento	2017
Paint Waste	Benzene	180-54776-1	110	110	mg/L	E	0.5	Chester	2016
Paint Gun Cleaner Related Waste	Benzene	180-54775-1	140	140	mg/L	E	0.5	Chester	2016
WASTE	Benzene	180-74281-1	620	310	mg/L	U	620	Tallahassee	2018
WATER	Benzene	180-76251-1	800	400	mg/L	U	800	Waukesha	2018
WATER	Benzene	180-76250-1	800	400	mg/L	U	800	Wichita	2018
Paint Waste	Benzene	180-70390-1	830	415	mg/L	U	830	Raleigh	2017
Paint Waste	Benzene	180-65188-1	2000	1000	mg/L	U	2000	Chandler	2017
SOLID	Bulk Density	180-81019-1	0.83	0.83	g/cc		0.01	Alqubuerque	2018
WASTE	Bulk Density	180-78464-1	0.87	0.87	g/cc		0.01	Chandler	2018
WATER	Cadmium	180-79869-1	0.0016	0.0016	mg/L	J	0.05	Los Angeles	2018
WATER	Cadmium	180-79871-1	0.0016	0.0016	mg/L	J	0.05	Los Angeles	2018
Paint Waste	Cadmium	180-58227-1	0.0041	0.0041	mg/L	J	0.5	Chandler	2016
WASTE	Cadmium	180-74281-1	0.011	0.011	mg/L	J	0.24	Tallahassee	2018
WATER	Cadmium	180-76250-1	0.012	0.012	mg/L	J B	0.05	Wichita	2018
SOLID	Cadmium	180-81019-1	0.014	0.014	mg/L	J	0.5	Alqubuerque	2018
WATER	Cadmium	180-78619-1	0.015	0.015	mg/L	J	0.05	Santa Ana	2018
WASTE	Cadmium	180-77515-1	0.017	0.017	mg/L	J	0.5	Boise	2018
WASTE	Cadmium	180-74279-1	0.019	0.019	mg/L	J B	0.5	Tallahassee	2018
WASTE	Cadmium	180-79368-1	0.02	0.02	mg/L	J B	0.5	Tampa	2018
WASTE	Cadmium	180-72258-2	0.02	0.02	mg/L	J B	0.5	Chester	2018
WASTE	Cadmium	180-71828-2	0.023	0.023	mg/L	J	0.5	Albuquerque	2018
Paint Gun Cleaner Related Waste	Cadmium	180-68915-1	0.024	0.024	mg/L	J B	0.5	Farmington	2017
WASTE	Cadmium	180-71597-1	0.024	0.024	mg/L	J B	0.5	Santa Ana	2018
Paint Gun Cleaner Related Waste	Cadmium	180-58510-1	0.05	0.025	mg/L	U	0.05	Fresno	2016
Paint Gun Cleaner Related Waste	Cadmium	180-57951-1	0.05	0.025	mg/L	U	0.05	Los Angeles	2016
Paint Waste	Cadmium	180-69824-2	0.05	0.025	mg/L	U	0.05	Farmington	2017
Paint Gun Cleaner Related Waste	Cadmium	180-65483-1	0.05	0.025	mg/L	U	0.05	Salt Lake City	2017
Paint Gun Cleaner Related Waste	Cadmium	180-70521-1	0.05	0.025	mg/L	U	0.05	Sacramento	2017
WATER	Cadmium	180-78620-1	0.05	0.025	mg/L	U	0.05	Santa Ana	2018
Paint Waste	Cadmium	180-69212-1	0.026	0.026	mg/L	J B	0.5	Clackamas	2017

WASTE	Cadmium	180-72257-1	0.026	0.026	mg/L	J B	0.5			Chester	2018
Paint Gun Cleaner Related Waste	Cadmium	180-69211-1	0.027	0.027	mg/L	J B	0.5			Clackamas	2017
Paint Gun Cleaner Related Waste	Cadmium	180-68957-1	0.043	0.043	mg/L	J B	0.5			Waukesha	2017
WASTE	Cadmium	180-79771-1	0.081	0.081	mg/L	J B	0.5			Oklahoma City	2018
Paint Gun Cleaner Related Waste	Cadmium	180-55534-1	0.11	0.11	mg/L	J	0.5			Archdale	2016
Paint Waste	Cadmium	180-70390-1	0.37	0.185	mg/L	U	0.37			Raleigh	2017
WATER	Cadmium	180-76251-1	0.19	0.19	mg/L	B	0.05			Waukesha	2018
Paint Gun Cleaner Related Waste	Cadmium	180-58742-1	0.5	0.25	mg/L	U	0.5			Albuquerque	2016
Paint Gun Cleaner Related Waste	Cadmium	180-52547-1	0.5	0.25	mg/L	U	0.5			Boise	2016
Paint Gun Cleaner Related Waste	Cadmium	180-53492-1	0.5	0.25	mg/L	U	0.5			Chandler	2016
Paint Gun Cleaner Related Waste	Cadmium	180-58402-1	0.5	0.25	mg/L	U	0.5			Charlotte	2016
Paint Gun Cleaner Related Waste	Cadmium	180-54775-1	0.5	0.25	mg/L	U	0.5			Chester	2016
Paint Gun Cleaner Related Waste	Cadmium	180-58671-1	0.5	0.25	mg/L	U	0.5			Clackamas	2016
Paint Gun Cleaner Related Waste	Cadmium	180-56458-1	0.5	0.25	mg/L	U	0.5			Farmington	2016
Paint Gun Cleaner Related Waste	Cadmium	180-58737-1	0.5	0.25	mg/L	U	0.5			Highland	2016
Paint Gun Cleaner Related Waste	Cadmium	180-58659-1	0.5	0.25	mg/L	U	0.5			Sacramento	2016
Paint Gun Cleaner Related Waste	Cadmium	180-53844-1	0.5	0.25	mg/L	U	0.5			Salt Lake City	2016
Paint Gun Cleaner Related Waste	Cadmium	180-58153-1	0.5	0.25	mg/L	U	0.5			Santa Ana	2016
Paint Gun Cleaner Related Waste	Cadmium	180-56002-1	0.5	0.25	mg/L	U	0.5			St. Pauls	2016
Paint Gun Cleaner Related Waste	Cadmium	180-58141-1	0.5	0.25	mg/L	U	0.5			Tampa	2016
Paint Gun Cleaner Related Waste	Cadmium	180-58731-1	0.5	0.25	mg/L	U	0.5			Tulsa	2016
Paint Gun Cleaner Related Waste	Cadmium	180-58271-1	0.5	0.25	mg/L	U	0.5			Vinton	2016
Paint Waste	Cadmium	180-54776-1	0.5	0.25	mg/L	U	0.5			Chester	2016
Paint Waste	Cadmium	180-58677-1	0.5	0.25	mg/L	U	0.5			Clackamas	2016
Paint Waste	Cadmium	180-56412-1	0.5	0.25	mg/L	U	0.5			Farmington	2016
Paint Waste	Cadmium	180-58024-1	0.5	0.25	mg/L	U	0.5			Los Angeles	2016
Paint Waste	Cadmium	180-58643-1	0.5	0.25	mg/L	U	0.5			Sacramento	2016
Paint Waste	Cadmium	180-58270-1	0.5	0.25	mg/L	U	0.5			Vinton	2016
Paint Gun Cleaner Related Waste	Cadmium	180-65692-1	0.5	0.25	mg/L	U	0.5			Archdale	2017
Paint Waste	Cadmium	180-66032-1	0.5	0.25	mg/L	U	0.5			Archdale	2017
Paint Gun Cleaner Related Waste	Cadmium	180-68704-1	0.5	0.25	mg/L	U	0.5			Boise	2017
Paint Waste	Cadmium	180-65188-1	0.5	0.25	mg/L	U	0.5			Chandler	2017
Paint Gun Cleaner Related Waste	Cadmium	180-70322-1	0.5	0.25	mg/L	U	0.5	54	91	Chesapeake	2017
Paint Waste	Cadmium	180-68464-1	0.5	0.25	mg/L	U	0.5			Los Angeles	2017
Paint Gun Cleaner Related Waste	Cadmium	180-69240-1	0.5	0.25	mg/L	U	0.5			Oklahoma City	2017
Paint Gun Cleaner Related Waste	Cadmium	180-70391-1	0.5	0.25	mg/L	U	0.5			Raleigh	2017
Paint Gun Cleaner Related Waste	Cadmium	180-70805-1	0.5	0.25	mg/L	U	0.5			Salisbury	2017
Paint Gun Cleaner Related Waste	Cadmium	180-67818-1	0.5	0.25	mg/L	U	0.5			Santa Ana	2017
Paint Gun Cleaner Related Waste	Cadmium	180-68566-1	0.5	0.25	mg/L	U	0.5			St Pauls	2017
Paint Waste	Cadmium	180-70626-1	0.5	0.25	mg/L	U	0.5			St Pauls	2017
Paint Gun Cleaner Related Waste	Cadmium	180-66257-1	0.5	0.25	mg/L	U	0.5			Vinton	2017
Paint Waste	Cadmium	180-66261-1	0.5	0.25	mg/L	U	0.5			Vinton	2017
Paint Gun Cleaner Related Waste	Cadmium	180-64797-1	0.5	0.25	mg/L	U	0.5			Wichita	2017
Paint Waste	Cadmium	180-70518-1	0.5	0.25	mg/L	U	0.5			Sacramento	2017
Paint Gun Cleaner Related Waste	Cadmium	180-60016-1	0.5	0.25	mg/L	U	0.5			Chesapeake	2017
Paint Waste	Cadmium	180-60015-1	0.5	0.25	mg/L	U	0.5			Chesapeake	2017
Paint Gun Cleaner Related Waste	Cadmium	180-60251-1	0.5	0.25	mg/L	U	0.5			Waukesha	2017
Paint Gun Cleaner Related Waste	Cadmium	180-60751-1	0.5	0.25	mg/L	U	0.5			Barre	2017
Paint Gun Cleaner Related Waste	Cadmium	180-60754-1	0.5	0.25	mg/L	U	0.5			Barre	2017
Paint Waste	Cadmium	180-60017-1	0.5	0.25	mg/L	U	0.5			Chesapeake	2017
WASTE	Cadmium	180-77918-1	0.5	0.25	mg/L	U	0.5			Archdale	2018
WASTE	Cadmium	180-77401-1	0.5	0.25	mg/L	U	0.5			Archdale	2018
WASTE	Cadmium	180-81782-1	0.5	0.25	mg/L	U	0.5			Barre	2018
WASTE	Cadmium	180-77003-1	0.5	0.25	mg/L	U	0.5			Chandler	2018
WASTE	Cadmium	180-78464-1	0.5	0.25	mg/L	U	0.5			Chandler	2018
WASTE	Cadmium	180-77392-1	0.5	0.25	mg/L	U	0.5			Chester	2018
WASTE	Cadmium	180-77390-1	0.5	0.25	mg/L	U	0.5			Chester	2018

WASTE	Cadmium	180-81145-1	0.5	0.25	mg/L	U	0.5	Farmington	2018
WASTE	Cadmium	180-82562-1	0.5	0.25	mg/L	U	0.5	Farmington	2018
WASTE	Cadmium	180-80855-2	0.5	0.25	mg/L	U	0.5	Sacramento	2018
SOLID	Cadmium	180-80845-1	0.5	0.25	mg/L	U	0.5	Sacramento	2018
WASTE	Cadmium	180-82434-1	0.5	0.25	mg/L	U	0.5	Salisbury	2018
WASTE	Cadmium	180-82435-1	0.5	0.25	mg/L	U	0.5	Salisbury	2018
WASTE	Cadmium	180-76991-1	0.5	0.25	mg/L	U	0.5	Salt Lake City	2018
WASTE	Cadmium	180-82709-1	0.5	0.25	mg/L	U	0.5	St Pauls	2018
WASTE	Cadmium	180-82708-1	0.5	0.25	mg/L	U	0.5	St Pauls	2018
WASTE	Cadmium	180-80380-1	0.5	0.25	mg/L	U	0.5	Tulsa	2018
WASTE	Cadmium	180-78694-1	0.5	0.25	mg/L	U	0.5	Vinton	2018
WASTE	Cadmium	180-78693-1	0.5	0.25	mg/L	U	0.5	Vinton	2018
Paint Gun Cleaner Related Waste	Cadmium	180-68638-1	0.51	0.51	mg/L		0.5	Los Angeles	2017
Paint Gun Cleaner Related Waste	Carbon Tetrachloride	180-58510-1	0.2	0.1	mg/L	U	0.2	Fresno	2016
Paint Gun Cleaner Related Waste	Carbon Tetrachloride	180-57951-1	0.2	0.1	mg/L	U	0.2	Los Angeles	2016
Paint Waste	Carbon Tetrachloride	180-58227-1	0.2	0.1	mg/L	U	0.2	Chandler	2016
Paint Waste	Carbon Tetrachloride	180-58024-1	0.2	0.1	mg/L	U	0.2	Los Angeles	2016
Paint Waste	Carbon Tetrachloride	180-58643-1	0.2	0.1	mg/L	U	0.2	Sacramento	2016
SOLID	Carbon tetrachloride	180-80845-1	0.2	0.1	mg/L	U	0.2	Sacramento	2018
WATER	Carbon tetrachloride	180-78619-1	0.2	0.1	mg/L	U	0.2	Santa Ana	2018
WASTE	Carbon tetrachloride	180-77918-1	0.25	0.125	mg/L	U	0.25	Archdale	2018
Paint Gun Cleaner Related Waste	Carbon Tetrachloride	180-58742-1	0.5	0.25	mg/L	U	0.5	Albuquerque	2016
Paint Gun Cleaner Related Waste	Carbon Tetrachloride	180-55534-1	0.5	0.25	mg/L	U	0.5	Archdale	2016
Paint Gun Cleaner Related Waste	Carbon Tetrachloride	180-52547-1	0.5	0.25	mg/L	U	0.5	Boise	2016
Paint Gun Cleaner Related Waste	Carbon Tetrachloride	180-53492-1	0.5	0.25	mg/L	U	0.5	Chandler	2016
Paint Gun Cleaner Related Waste	Carbon Tetrachloride	180-58402-1	0.5	0.25	mg/L	U	0.5	Charlotte	2016
Paint Gun Cleaner Related Waste	Carbon Tetrachloride	180-54775-1	0.5	0.25	mg/L	U	0.5	Chester	2016
Paint Gun Cleaner Related Waste	Carbon Tetrachloride	180-58671-1	0.5	0.25	mg/L	U	0.5	Clackamas	2016
Paint Gun Cleaner Related Waste	Carbon Tetrachloride	180-56458-1	0.5	0.25	mg/L	U	0.5	Farmington	2016
Paint Gun Cleaner Related Waste	Carbon Tetrachloride	180-58737-1	0.5	0.25	mg/L	U	0.5	Highland	2016
Paint Gun Cleaner Related Waste	Carbon Tetrachloride	180-58659-1	0.5	0.25	mg/L	U	0.5	Sacramento	2016
Paint Gun Cleaner Related Waste	Carbon Tetrachloride	180-53844-1	0.5	0.25	mg/L	U	0.5	Salt Lake City	2016
Paint Gun Cleaner Related Waste	Carbon Tetrachloride	180-58153-1	0.5	0.25	mg/L	U	0.5	Santa Ana	2016
Paint Gun Cleaner Related Waste	Carbon Tetrachloride	180-56002-1	0.5	0.25	mg/L	U	0.5	St. Pauls	2016
Paint Gun Cleaner Related Waste	Carbon Tetrachloride	180-58141-1	0.5	0.25	mg/L	U	0.5	Tampa	2016
Paint Gun Cleaner Related Waste	Carbon Tetrachloride	180-58731-1	0.5	0.25	mg/L	U	0.5	Tulsa	2016
Paint Gun Cleaner Related Waste	Carbon Tetrachloride	180-58271-1	0.5	0.25	mg/L	U	0.5	Vinton	2016
Paint Waste	Carbon Tetrachloride	180-54776-1	0.5	0.25	mg/L	U	0.5	Chester	2016
Paint Waste	Carbon Tetrachloride	180-58677-1	0.5	0.25	mg/L	U	0.5	Clackamas	2016
Paint Waste	Carbon Tetrachloride	180-56412-1	0.5	0.25	mg/L	U	0.5	Farmington	2016
Paint Waste	Carbon Tetrachloride	180-58270-1	0.5	0.25	mg/L	U	0.5	Vinton	2016
Paint Gun Cleaner Related Waste	Carbon tetrachloride	180-65692-1	0.5	0.25	mg/L	U	0.5	Archdale	2017
Paint Waste	Carbon tetrachloride	180-66032-1	0.5	0.25	mg/L	U	0.5	Archdale	2017
Paint Gun Cleaner Related Waste	Carbon tetrachloride	180-68704-1	0.5	0.25	mg/L	U	0.5	Boise	2017
Paint Waste	Carbon tetrachloride	180-65188-1	0.5	0.25	mg/L	U	0.5	Chandler	2017
Paint Gun Cleaner Related Waste	Carbon tetrachloride	180-70322-1	0.5	0.25	mg/L	U	0.5	Chesapeake	2017
Paint Gun Cleaner Related Waste	Carbon tetrachloride	180-69211-1	0.5	0.25	mg/L	U	0.5	Clackamas	2017
Paint Waste	Carbon tetrachloride	180-69212-1	0.5	0.25	mg/L	U	0.5	Clackamas	2017
Paint Gun Cleaner Related Waste	Carbon tetrachloride	180-68915-1	0.5	0.25	mg/L	U	0.5	Farmington	2017
Paint Waste	Carbon tetrachloride	180-69824-1	0.5	0.25	mg/L	U	0.5	Farmington	2017
Paint Gun Cleaner Related Waste	Carbon tetrachloride	180-68638-1	0.5	0.25	mg/L	U	0.5	Los Angeles	2017
Paint Waste	Carbon tetrachloride	180-68464-1	0.5	0.25	mg/L	U	0.5	Los Angeles	2017
Paint Gun Cleaner Related Waste	Carbon tetrachloride	180-69240-1	0.5	0.25	mg/L	U	0.5	Oklahoma City	2017
Paint Gun Cleaner Related Waste	Carbon tetrachloride	180-70391-1	0.5	0.25	mg/L	U	0.5	Raleigh	2017
Paint Gun Cleaner Related Waste	Carbon tetrachloride	180-70805-1	0.5	0.25	mg/L	U	0.5	Salisbury	2017
Paint Gun Cleaner Related Waste	Carbon tetrachloride	180-67818-1	0.5	0.25	mg/L	U	0.5	Santa Ana	2017
Paint Gun Cleaner Related Waste	Carbon tetrachloride	180-68566-1	0.5	0.25	mg/L	U	0.5	St Pauls	2017

Paint Waste	Carbon tetrachloride	180-70626-1	0.5	0.25	mg/L	U	0.5			St Pauls	2017
Paint Gun Cleaner Related Waste	Carbon tetrachloride	180-66257-1	0.5	0.25	mg/L	U	0.5			Vinton	2017
Paint Waste	Carbon tetrachloride	180-66261-1	0.5	0.25	mg/L	U	0.5			Vinton	2017
Paint Gun Cleaner Related Waste	Carbon tetrachloride	180-68957-1	0.5	0.25	mg/L	U	0.5			Waukesha	2017
Paint Gun Cleaner Related Waste	Carbon tetrachloride	180-64797-1	0.5	0.25	mg/L	U	0.5			Wichita	2017
Paint Gun Cleaner Related Waste	Carbon tetrachloride	180-60016-1	0.5	0.25	mg/L	U	0.5			Chesapeake	2017
Paint Waste	Carbon tetrachloride	180-60015-1	0.5	0.25	mg/L	U	0.5			Chesapeake	2017
Paint Gun Cleaner Related Waste	Carbon tetrachloride	180-60251-1	0.5	0.25	mg/L	U	0.5			Waukesha	2017
Paint Gun Cleaner Related Waste	Carbon tetrachloride	180-60751-1	0.5	0.25	mg/L	U	0.5			Barre	2017
Paint Gun Cleaner Related Waste	Carbon tetrachloride	180-60754-1	0.5	0.25	mg/L	U	0.5	54	91	Barre	2017
Paint Waste	Carbon tetrachloride	180-60017-1	0.5	0.25	mg/L	U	0.5			Chesapeake	2017
WASTE	Carbon tetrachloride	180-77401-1	0.5	0.25	mg/L	U	0.5			Archdale	2018
WASTE	Carbon tetrachloride	180-81782-1	0.5	0.25	mg/L	U	0.5			Barre	2018
WASTE	Carbon tetrachloride	180-77515-1	0.5	0.25	mg/L	U	0.5			Boise	2018
WASTE	Carbon tetrachloride	180-77003-1	0.5	0.25	mg/L	U	0.5			Chandler	2018
WASTE	Carbon tetrachloride	180-78464-1	0.5	0.25	mg/L	U	0.5			Chandler	2018
WASTE	Carbon tetrachloride	180-77392-1	0.5	0.25	mg/L	U	0.5			Chester	2018
WASTE	Carbon tetrachloride	180-77390-1	0.5	0.25	mg/L	U	0.5			Chester	2018
WASTE	Carbon tetrachloride	180-81145-1	0.5	0.25	mg/L	U	0.5			Farmington	2018
WASTE	Carbon tetrachloride	180-82562-1	0.5	0.25	mg/L	U	0.5			Farmington	2018
WASTE	Carbon tetrachloride	180-79771-1	0.5	0.25	mg/L	U	0.5			Oklahoma City	2018
WASTE	Carbon tetrachloride	180-80855-2	0.5	0.25	mg/L	U	0.5			Sacramento	2018
WASTE	Carbon tetrachloride	180-82434-1	0.5	0.25	mg/L	U	0.5			Salisbury	2018
WASTE	Carbon tetrachloride	180-82435-1	0.5	0.25	mg/L	U	0.5			Salisbury	2018
WASTE	Carbon tetrachloride	180-76991-1	0.5	0.25	mg/L	U	0.5			Salt Lake City	2018
WASTE	Carbon tetrachloride	180-82709-1	0.5	0.25	mg/L	U	0.5			St Pauls	2018
WASTE	Carbon tetrachloride	180-82708-1	0.5	0.25	mg/L	U	0.5			St Pauls	2018
WASTE	Carbon tetrachloride	180-79368-1	0.5	0.25	mg/L	U	0.5			Tampa	2018
WASTE	Carbon tetrachloride	180-80380-1	0.5	0.25	mg/L	U	0.5			Tulsa	2018
WASTE	Carbon tetrachloride	180-78694-1	0.5	0.25	mg/L	U	0.5			Vinton	2018
WASTE	Carbon tetrachloride	180-78693-1	0.5	0.25	mg/L	U	0.5			Vinton	2018
WASTE	Carbon tetrachloride	180-71828-2	0.5	0.25	mg/L	U	0.5			Albuquerque	2018
WASTE	Carbon tetrachloride	180-72258-2	0.5	0.25	mg/L	U	0.5			Chester	2018
WASTE	Carbon tetrachloride	180-72257-1	0.5	0.25	mg/L	U	0.5			Chester	2018
WASTE	Carbon tetrachloride	180-71597-1	0.5	0.25	mg/L	U	0.5			Santa Ana	2018
WASTE	Carbon tetrachloride	180-74279-1	0.5	0.25	mg/L	U	0.5			Tallahassee	2018
Paint Waste	Carbon tetrachloride	180-70518-1	2	1	mg/L	U	2			Sacramento	2017
WATER	Carbon tetrachloride	180-78620-1	2	1	mg/L	U	2			Santa Ana	2018
Paint Gun Cleaner Related Waste	Carbon tetrachloride	180-65483-1	20	10	mg/L	U	20			Salt Lake City	2017
SOLID	Carbon tetrachloride	180-81019-1	20	10	mg/L	U	20			Alqubuerque	2018
WATER	Carbon tetrachloride	180-79871-1	20	10	mg/L	U	20			Los Angeles	2018
WATER	Carbon tetrachloride	180-79869-1	40	20	mg/L	U	40			Los Angeles	2018
Paint Gun Cleaner Related Waste	Carbon tetrachloride	180-70521-1	200	100	mg/L	U	200			Sacramento	2017
WASTE	Carbon tetrachloride	180-74281-1	620	310	mg/L	U	620			Tallahassee	2018
WATER	Carbon tetrachloride	180-76251-1	800	400	mg/L	U	800			Waukesha	2018
WATER	Carbon tetrachloride	180-76250-1	800	400	mg/L	U	800			Wichita	2018
Paint Waste	Carbon tetrachloride	180-70390-1	830	415	mg/L	U	830			Raleigh	2017
Paint Gun Cleaner Related Waste	Chlorobenzene	180-58510-1	0.2	0.1	mg/L	U	0.2			Fresno	2016
Paint Gun Cleaner Related Waste	Chlorobenzene	180-57951-1	0.2	0.1	mg/L	U *	0.2			Los Angeles	2016
Paint Waste	Chlorobenzene	180-58227-1	0.2	0.1	mg/L	U	0.2			Chandler	2016
Paint Waste	Chlorobenzene	180-58024-1	0.2	0.1	mg/L	U	0.2			Los Angeles	2016
SOLID	Chlorobenzene	180-80845-1	0.2	0.1	mg/L	U	0.2			Sacramento	2018
WATER	Chlorobenzene	180-78619-1	0.2	0.1	mg/L	U	0.2			Santa Ana	2018
Paint Waste	Chlorobenzene	180-58643-1	0.11	0.11	mg/L	J	0.2			Sacramento	2016
Paint Gun Cleaner Related Waste	Chlorobenzene	180-55534-1	0.5	0.25	mg/L	U	0.5			Archdale	2016
Paint Gun Cleaner Related Waste	Chlorobenzene	180-52547-1	0.5	0.25	mg/L	U	0.5			Boise	2016
Paint Gun Cleaner Related Waste	Chlorobenzene	180-53492-1	0.5	0.25	mg/L	U	0.5			Chandler	2016

Paint Gun Cleaner Related Waste	Chlorobenzene	180-58402-1	0.5	0.25	mg/L	U	0.5			Charlotte	2016
Paint Gun Cleaner Related Waste	Chlorobenzene	180-58671-1	0.5	0.25	mg/L	U	0.5			Clackamas	2016
Paint Gun Cleaner Related Waste	Chlorobenzene	180-56458-1	0.5	0.25	mg/L	U	0.5			Farmington	2016
Paint Gun Cleaner Related Waste	Chlorobenzene	180-58737-1	0.5	0.25	mg/L	U	0.5			Highland	2016
Paint Gun Cleaner Related Waste	Chlorobenzene	180-58659-1	0.5	0.25	mg/L	U	0.5			Sacramento	2016
Paint Gun Cleaner Related Waste	Chlorobenzene	180-56002-1	0.5	0.25	mg/L	U	0.5			St. Pauls	2016
Paint Gun Cleaner Related Waste	Chlorobenzene	180-58141-1	0.5	0.25	mg/L	U	0.5			Tampa	2016
Paint Gun Cleaner Related Waste	Chlorobenzene	180-58731-1	0.5	0.25	mg/L	U	0.5			Tulsa	2016
Paint Gun Cleaner Related Waste	Chlorobenzene	180-58271-1	0.5	0.25	mg/L	U	0.5			Vinton	2016
Paint Waste	Chlorobenzene	180-54776-1	0.5	0.25	mg/L	U	0.5			Chester	2016
Paint Waste	Chlorobenzene	180-58677-1	0.5	0.25	mg/L	U	0.5			Clackamas	2016
Paint Waste	Chlorobenzene	180-56412-1	0.5	0.25	mg/L	U	0.5			Farmington	2016
Paint Waste	Chlorobenzene	180-58270-1	0.5	0.25	mg/L	U	0.5			Vinton	2016
Paint Gun Cleaner Related Waste	Chlorobenzene	180-65692-1	0.5	0.25	mg/L	U	0.5			Archdale	2017
Paint Waste	Chlorobenzene	180-66032-1	0.5	0.25	mg/L	U	0.5			Archdale	2017
Paint Gun Cleaner Related Waste	Chlorobenzene	180-68704-1	0.5	0.25	mg/L	U	0.5			Boise	2017
Paint Waste	Chlorobenzene	180-65188-1	0.5	0.25	mg/L	U	0.5			Chandler	2017
Paint Gun Cleaner Related Waste	Chlorobenzene	180-70322-1	0.5	0.25	mg/L	U	0.5			Chesapeake	2017
Paint Gun Cleaner Related Waste	Chlorobenzene	180-69211-1	0.5	0.25	mg/L	U	0.5			Clackamas	2017
Paint Waste	Chlorobenzene	180-69212-1	0.5	0.25	mg/L	U	0.5			Clackamas	2017
Paint Waste	Chlorobenzene	180-69824-1	0.5	0.25	mg/L	U	0.5			Farmington	2017
Paint Gun Cleaner Related Waste	Chlorobenzene	180-68638-1	0.5	0.25	mg/L	U	0.5			Los Angeles	2017
Paint Gun Cleaner Related Waste	Chlorobenzene	180-69240-1	0.5	0.25	mg/L	U	0.5			Oklahoma City	2017
Paint Gun Cleaner Related Waste	Chlorobenzene	180-70391-1	0.5	0.25	mg/L	U	0.5			Raleigh	2017
Paint Gun Cleaner Related Waste	Chlorobenzene	180-70805-1	0.5	0.25	mg/L	U	0.5			Salisbury	2017
Paint Gun Cleaner Related Waste	Chlorobenzene	180-67818-1	0.5	0.25	mg/L	U	0.5			Santa Ana	2017
Paint Gun Cleaner Related Waste	Chlorobenzene	180-68566-1	0.5	0.25	mg/L	U	0.5			St Pauls	2017
Paint Waste	Chlorobenzene	180-70626-1	0.5	0.25	mg/L	U	0.5			St Pauls	2017
Paint Gun Cleaner Related Waste	Chlorobenzene	180-68957-1	0.5	0.25	mg/L	U	0.5			Waukesha	2017
Paint Gun Cleaner Related Waste	Chlorobenzene	180-64797-1	0.5	0.25	mg/L	U	0.5			Wichita	2017
Paint Gun Cleaner Related Waste	Chlorobenzene	180-60016-1	0.5	0.25	mg/L	U	0.5			Chesapeake	2017
Paint Gun Cleaner Related Waste	Chlorobenzene	180-60251-1	0.5	0.25	mg/L	U	0.5			Waukesha	2017
Paint Gun Cleaner Related Waste	Chlorobenzene	180-60751-1	0.5	0.25	mg/L	U	0.5			Barre	2017
Paint Gun Cleaner Related Waste	Chlorobenzene	180-60754-1	0.5	0.25	mg/L	U	0.5			Barre	2017
Paint Waste	Chlorobenzene	180-60017-1	0.5	0.25	mg/L	U	0.5			Chesapeake	2017
WASTE	Chlorobenzene	180-77401-1	0.5	0.25	mg/L	U	0.5			Archdale	2018
WASTE	Chlorobenzene	180-81782-1	0.5	0.25	mg/L	U	0.5			Barre	2018
WASTE	Chlorobenzene	180-77515-1	0.5	0.25	mg/L	U	0.5			Boise	2018
WASTE	Chlorobenzene	180-77003-1	0.5	0.25	mg/L	U	0.5			Chandler	2018
WASTE	Chlorobenzene	180-78464-1	0.5	0.25	mg/L	U	0.5			Chandler	2018
WASTE	Chlorobenzene	180-77392-1	0.5	0.25	mg/L	U	0.5			Chester	2018
WASTE	Chlorobenzene	180-77390-1	0.5	0.25	mg/L	U	0.5			Chester	2018
WASTE	Chlorobenzene	180-81145-1	0.5	0.25	mg/L	U	0.5			Farmington	2018
WASTE	Chlorobenzene	180-82562-1	0.5	0.25	mg/L	U	0.5	54	91	Farmington	2018
WASTE	Chlorobenzene	180-79771-1	0.5	0.25	mg/L	U	0.5			Oklahoma City	2018
WASTE	Chlorobenzene	180-80855-2	0.5	0.25	mg/L	U	0.5			Sacramento	2018
WASTE	Chlorobenzene	180-82435-1	0.5	0.25	mg/L	U	0.5			Salisbury	2018
WASTE	Chlorobenzene	180-76991-1	0.5	0.25	mg/L	U	0.5			Salt Lake City	2018
WASTE	Chlorobenzene	180-82709-1	0.5	0.25	mg/L	U	0.5			St Pauls	2018
WASTE	Chlorobenzene	180-82708-1	0.5	0.25	mg/L	U	0.5			St Pauls	2018
WASTE	Chlorobenzene	180-79368-1	0.5	0.25	mg/L	U	0.5			Tampa	2018
WASTE	Chlorobenzene	180-80380-1	0.5	0.25	mg/L	U	0.5			Tulsa	2018
WASTE	Chlorobenzene	180-78694-1	0.5	0.25	mg/L	U	0.5			Vinton	2018
WASTE	Chlorobenzene	180-78693-1	0.5	0.25	mg/L	U	0.5			Vinton	2018
WASTE	Chlorobenzene	180-71828-2	0.5	0.25	mg/L	U	0.5			Albuquerque	2018
WASTE	Chlorobenzene	180-72258-2	0.5	0.25	mg/L	U	0.5			Chester	2018
WASTE	Chlorobenzene	180-72257-1	0.5	0.25	mg/L	U	0.5			Chester	2018

WASTE	Chlorobenzene	180-71597-1	0.5	0.25	mg/L	U	0.5	Santa Ana	2018
WASTE	Chlorobenzene	180-82434-1	0.37	0.37	mg/L	J	0.5	Salisbury	2018
Paint Gun Cleaner Related Waste	Chlorobenzene	180-53844-1	0.66	0.66	mg/L		0.5	Salt Lake City	2016
Paint Gun Cleaner Related Waste	Chlorobenzene	180-54775-1	0.81	0.81	mg/L		0.5	Chester	2016
WASTE	Chlorobenzene	180-74279-1	0.83	0.83	mg/L		0.5	Tallahassee	2018
Paint Waste	Chlorobenzene	180-70518-1	2	1	mg/L	U	2	Sacramento	2017
Paint Waste	Chlorobenzene	180-60015-1	1	1	mg/L		0.5	Chesapeake	2017
WATER	Chlorobenzene	180-78620-1	2	1	mg/L	U	2	Santa Ana	2018
Paint Gun Cleaner Related Waste	Chlorobenzene	180-68915-1	1.3	1.3	mg/L		0.5	Farmington	2017
Paint Gun Cleaner Related Waste	Chlorobenzene	180-58742-1	1.4	1.4	mg/L		0.5	Albuquerque	2016
Paint Waste	Chlorobenzene	180-68464-1	1.4	1.4	mg/L		0.5	Los Angeles	2017
Paint Gun Cleaner Related Waste	Chlorobenzene	180-66257-1	1.7	1.7	mg/L		0.5	Vinton	2017
WASTE	Chlorobenzene	180-77918-1	4.1	4.1	mg/L		0.25	Archdale	2018
Paint Gun Cleaner Related Waste	Chlorobenzene	180-58153-1	7.7	7.7	mg/L		0.5	Santa Ana	2016
Paint Gun Cleaner Related Waste	Chlorobenzene	180-65483-1	20	10	mg/L	U	20	Salt Lake City	2017
SOLID	Chlorobenzene	180-81019-1	20	10	mg/L	U	20	Alqubuerque	2018
WATER	Chlorobenzene	180-79871-1	20	10	mg/L	U	20	Los Angeles	2018
Paint Waste	Chlorobenzene	180-66261-1	17	17	mg/L		0.5	Vinton	2017
WATER	Chlorobenzene	180-79869-1	40	20	mg/L	U	40	Los Angeles	2018
Paint Gun Cleaner Related Waste	Chlorobenzene	180-70521-1	200	100	mg/L	U	200	Sacramento	2017
WASTE	Chlorobenzene	180-74281-1	620	310	mg/L	U	620	Tallahassee	2018
WATER	Chlorobenzene	180-76251-1	800	400	mg/L	U	800	Waukesha	2018
WATER	Chlorobenzene	180-76250-1	800	400	mg/L	U	800	Wichita	2018
Paint Waste	Chlorobenzene	180-70390-1	830	415	mg/L	U	830	Raleigh	2017
Paint Gun Cleaner Related Waste	Chloroform	180-58510-1	0.2	0.1	mg/L	U	0.2	Fresno	2016
Paint Gun Cleaner Related Waste	Chloroform	180-57951-1	0.2	0.1	mg/L	U	0.2	Los Angeles	2016
Paint Waste	Chloroform	180-58227-1	0.2	0.1	mg/L	U	0.2	Chandler	2016
Paint Waste	Chloroform	180-58024-1	0.2	0.1	mg/L	U	0.2	Los Angeles	2016
Paint Waste	Chloroform	180-58643-1	0.2	0.1	mg/L	U	0.2	Sacramento	2016
SOLID	Chloroform	180-80845-1	0.2	0.1	mg/L	U	0.2	Sacramento	2018
WATER	Chloroform	180-78619-1	0.2	0.1	mg/L	U	0.2	Santa Ana	2018
WASTE	Chloroform	180-77918-1	1	0.5	mg/L	U	1	Archdale	2018
Paint Gun Cleaner Related Waste	Chloroform	180-58742-1	2	1	mg/L	U	2	Albuquerque	2016
Paint Gun Cleaner Related Waste	Chloroform	180-55534-1	2	1	mg/L	U	2	Archdale	2016
Paint Gun Cleaner Related Waste	Chloroform	180-52547-1	2	1	mg/L	U	2	Boise	2016
Paint Gun Cleaner Related Waste	Chloroform	180-53492-1	2	1	mg/L	U	2	Chandler	2016
Paint Gun Cleaner Related Waste	Chloroform	180-58402-1	2	1	mg/L	U	2	Charlotte	2016
Paint Gun Cleaner Related Waste	Chloroform	180-54775-1	2	1	mg/L	U	2	Chester	2016
Paint Gun Cleaner Related Waste	Chloroform	180-58671-1	2	1	mg/L	U	2	Clackamas	2016
Paint Gun Cleaner Related Waste	Chloroform	180-56458-1	2	1	mg/L	U	2	Farmington	2016
Paint Gun Cleaner Related Waste	Chloroform	180-58737-1	2	1	mg/L	U	2	Highland	2016
Paint Gun Cleaner Related Waste	Chloroform	180-58659-1	2	1	mg/L	U	2	Sacramento	2016
Paint Gun Cleaner Related Waste	Chloroform	180-53844-1	2	1	mg/L	U	2	Salt Lake City	2016
Paint Gun Cleaner Related Waste	Chloroform	180-58153-1	2	1	mg/L	U	2	Santa Ana	2016
Paint Gun Cleaner Related Waste	Chloroform	180-56002-1	2	1	mg/L	U	2	St. Pauls	2016
Paint Gun Cleaner Related Waste	Chloroform	180-58141-1	2	1	mg/L	U	2	Tampa	2016
Paint Gun Cleaner Related Waste	Chloroform	180-58731-1	2	1	mg/L	U	2	Tulsa	2016
Paint Gun Cleaner Related Waste	Chloroform	180-58271-1	2	1	mg/L	U	2	Vinton	2016
Paint Waste	Chloroform	180-58677-1	2	1	mg/L	U	2	Clackamas	2016
Paint Waste	Chloroform	180-56412-1	2	1	mg/L	U	2	Farmington	2016
Paint Waste	Chloroform	180-58270-1	2	1	mg/L	U	2	Vinton	2016
Paint Gun Cleaner Related Waste	Chloroform	180-65692-1	2	1	mg/L	U	2	Archdale	2017
Paint Waste	Chloroform	180-66032-1	2	1	mg/L	U	2	Archdale	2017
Paint Gun Cleaner Related Waste	Chloroform	180-68704-1	2	1	mg/L	U	2	Boise	2017
Paint Waste	Chloroform	180-65188-1	2	1	mg/L	U	2	Chandler	2017
Paint Gun Cleaner Related Waste	Chloroform	180-70322-1	2	1	mg/L	U	2	Chesapeake	2017
Paint Gun Cleaner Related Waste	Chloroform	180-69211-1	2	1	mg/L	U	2	Clackamas	2017

Paint Waste	Chloroform	180-69212-1	2	1	mg/L	U	2			Clackamas	2017
Paint Gun Cleaner Related Waste	Chloroform	180-68915-1	2	1	mg/L	U	2			Farmington	2017
Paint Waste	Chloroform	180-69824-1	2	1	mg/L	U	2			Farmington	2017
Paint Gun Cleaner Related Waste	Chloroform	180-68638-1	2	1	mg/L	U	2			Los Angeles	2017
Paint Waste	Chloroform	180-68464-1	2	1	mg/L	U	2			Los Angeles	2017
Paint Gun Cleaner Related Waste	Chloroform	180-69240-1	2	1	mg/L	U	2			Oklahoma City	2017
Paint Gun Cleaner Related Waste	Chloroform	180-70391-1	2	1	mg/L	U	2			Raleigh	2017
Paint Gun Cleaner Related Waste	Chloroform	180-70805-1	2	1	mg/L	U	2			Salisbury	2017
Paint Gun Cleaner Related Waste	Chloroform	180-67818-1	2	1	mg/L	U	2			Santa Ana	2017
Paint Gun Cleaner Related Waste	Chloroform	180-68566-1	2	1	mg/L	U	2			St Pauls	2017
Paint Waste	Chloroform	180-70626-1	2	1	mg/L	U	2			St Pauls	2017
Paint Gun Cleaner Related Waste	Chloroform	180-66257-1	2	1	mg/L	U	2			Vinton	2017
Paint Waste	Chloroform	180-66261-1	2	1	mg/L	U	2			Vinton	2017
Paint Gun Cleaner Related Waste	Chloroform	180-68957-1	2	1	mg/L	U	2			Waukesha	2017
Paint Gun Cleaner Related Waste	Chloroform	180-64797-1	2	1	mg/L	U	2			Wichita	2017
Paint Waste	Chloroform	180-70518-1	2	1	mg/L	U	2			Sacramento	2017
Paint Gun Cleaner Related Waste	Chloroform	180-60016-1	2	1	mg/L	U	2			Chesapeake	2017
Paint Gun Cleaner Related Waste	Chloroform	180-60251-1	2	1	mg/L	U	2			Waukesha	2017
Paint Gun Cleaner Related Waste	Chloroform	180-60751-1	2	1	mg/L	U	2			Barre	2017
Paint Gun Cleaner Related Waste	Chloroform	180-60754-1	2	1	mg/L	U	2			Barre	2017
Paint Waste	**Chloroform**	**180-60017-1**	**2**	**1**	**mg/L**	**U**	**2**	**54**	**91**	**Chesapeake**	**2017**
WASTE	Chloroform	180-77401-1	2	1	mg/L	U	2			Archdale	2018
WASTE	Chloroform	180-81782-1	2	1	mg/L	U	2			Barre	2018
WASTE	Chloroform	180-77515-1	2	1	mg/L	U	2			Boise	2018
WASTE	Chloroform	180-77003-1	2	1	mg/L	U	2			Chandler	2018
WASTE	Chloroform	180-78464-1	2	1	mg/L	U	2			Chandler	2018
WASTE	Chloroform	180-77392-1	2	1	mg/L	U	2			Chester	2018
WASTE	Chloroform	180-77390-1	2	1	mg/L	U	2			Chester	2018
WASTE	Chloroform	180-81145-1	2	1	mg/L	U	2			Farmington	2018
WASTE	Chloroform	180-82562-1	2	1	mg/L	U	2			Farmington	2018
WASTE	Chloroform	180-79771-1	2	1	mg/L	U	2			Oklahoma City	2018
WASTE	Chloroform	180-80855-2	2	1	mg/L	U	2			Sacramento	2018
WASTE	Chloroform	180-82434-1	2	1	mg/L	U	2			Salisbury	2018
WASTE	Chloroform	180-82435-1	2	1	mg/L	U	2			Salisbury	2018
WASTE	Chloroform	180-76991-1	2	1	mg/L	U	2			Salt Lake City	2018
WATER	Chloroform	180-78620-1	2	1	mg/L	U	2			Santa Ana	2018
WASTE	Chloroform	180-82709-1	2	1	mg/L	U	2			St Pauls	2018
WASTE	Chloroform	180-82708-1	2	1	mg/L	U	2			St Pauls	2018
WASTE	Chloroform	180-79368-1	2	1	mg/L	U	2			Tampa	2018
WASTE	Chloroform	180-80380-1	2	1	mg/L	U	2			Tulsa	2018
WASTE	Chloroform	180-78694-1	2	1	mg/L	U	2			Vinton	2018
WASTE	Chloroform	180-78693-1	2	1	mg/L	U	2			Vinton	2018
WASTE	Chloroform	180-71828-2	2	1	mg/L	U	2			Albuquerque	2018
WASTE	Chloroform	180-72258-2	2	1	mg/L	U	2			Chester	2018
WASTE	Chloroform	180-72257-1	2	1	mg/L	U	2			Chester	2018
WASTE	Chloroform	180-71597-1	2	1	mg/L	U	2			Santa Ana	2018
WASTE	Chloroform	180-74279-1	2	1	mg/L	U	2			Tallahassee	2018
Paint Waste	Chloroform	180-60015-1	4.5	4.5	mg/L		2			Chesapeake	2017
Paint Gun Cleaner Related Waste	Chloroform	180-65483-1	20	10	mg/L	U	20			Salt Lake City	2017
SOLID	Chloroform	180-81019-1	20	10	mg/L	U	20			Alqubuerque	2018
WATER	Chloroform	180-79871-1	20	10	mg/L	U	20			Los Angeles	2018
WATER	Chloroform	180-79869-1	40	20	mg/L	U	40			Los Angeles	2018
Paint Waste	Chloroform	180-54776-1	56	56	mg/L		2			Chester	2016
Paint Gun Cleaner Related Waste	Chloroform	180-70521-1	200	100	mg/L	U	200			Sacramento	2017
WATER	Chloroform	180-76251-1	800	400	mg/L	U	800			Waukesha	2018
WATER	Chloroform	180-76250-1	800	400	mg/L	U	800			Wichita	2018
WASTE	Chloroform	180-74281-1	2400	1200	mg/L	U	2400			Tallahassee	2018

Paint Waste	Chloroform	180-70390-1	3300	1650	mg/L	U	3300			Raleigh	2017
Paint Waste	Chromium	180-58643-1	0.0099	0.0099	mg/L	J	0.5			Sacramento	2016
SOLID	Chromium	180-81019-1	0.012	0.012	mg/L	J	0.5			Alqubuerque	2018
Paint Gun Cleaner Related Waste	Chromium	180-65483-1	0.05	0.025	mg/L	U	0.05			Salt Lake City	2017
Paint Gun Cleaner Related Waste	Chromium	180-70521-1	0.05	0.025	mg/L	U	0.05			Sacramento	2017
WATER	Chromium	180-78620-1	0.05	0.025	mg/L	U	0.05			Santa Ana	2018
WATER	Chromium	180-78619-1	0.05	0.025	mg/L	U	0.05			Santa Ana	2018
WATER	Chromium	180-76250-1	0.05	0.025	mg/L	U	0.05			Wichita	2018
Paint Gun Cleaner Related Waste	Chromium	180-57951-1	0.033	0.033	mg/L	J	0.05			Los Angeles	2016
WATER	Chromium	180-79871-1	0.034	0.034	mg/L	J	0.05			Los Angeles	2018
WATER	Chromium	180-76251-1	0.034	0.034	mg/L	J	0.05			Waukesha	2018
WATER	Chromium	180-79869-1	0.036	0.036	mg/L	J	0.05			Los Angeles	2018
Paint Waste	Chromium	180-58227-1	0.04	0.04	mg/L	J	0.5			Chandler	2016
WASTE	Chromium	180-74281-1	0.048	0.048	mg/L	J	0.24			Tallahassee	2018
Paint Gun Cleaner Related Waste	Chromium	180-58510-1	0.063	0.063	mg/L		0.05			Fresno	2016
Paint Gun Cleaner Related Waste	Chromium	180-58671-1	0.064	0.064	mg/L	J B	0.5			Clackamas	2016
Paint Gun Cleaner Related Waste	Chromium	180-56002-1	0.072	0.072	mg/L	J	0.5			St. Pauls	2016
Paint Waste	Chromium	180-70390-1	0.074	0.074	mg/L	J	0.37			Raleigh	2017
Paint Gun Cleaner Related Waste	Chromium	180-55534-1	0.077	0.077	mg/L	J	0.5			Archdale	2016
Paint Waste	Chromium	180-58677-1	0.082	0.082	mg/L	J B	0.5			Clackamas	2016
Paint Waste	Chromium	180-60015-1	0.082	0.082	mg/L	J B	0.5			Chesapeake	2017
WASTE	Chromium	180-78694-1	0.082	0.082	mg/L	J	0.5			Vinton	2018
WASTE	Chromium	180-71828-2	0.082	0.082	mg/L	J	0.5			Albuquerque	2018
Paint Gun Cleaner Related Waste	Chromium	180-70322-1	0.084	0.084	mg/L	J	0.5			Chesapeake	2017
WASTE	Chromium	180-82709-1	0.089	0.089	mg/L	J B	0.5			St Pauls	2018
Paint Gun Cleaner Related Waste	Chromium	180-58659-1	0.09	0.09	mg/L	J B	0.5			Sacramento	2016
WASTE	Chromium	180-80380-1	0.091	0.091	mg/L	J	0.5			Tulsa	2018
WASTE	Chromium	180-77392-1	0.093	0.093	mg/L	J	0.5			Chester	2018
Paint Gun Cleaner Related Waste	Chromium	180-67818-1	0.094	0.094	mg/L	J B	0.5			Santa Ana	2017
Paint Gun Cleaner Related Waste	Chromium	180-68957-1	0.096	0.096	mg/L	J	0.5			Waukesha	2017
WASTE	Chromium	180-74279-1	0.097	0.097	mg/L	J	0.5			Tallahassee	2018
Paint Gun Cleaner Related Waste	Chromium	180-53844-1	0.11	0.11	mg/L	J	0.5			Salt Lake City	2016
Paint Gun Cleaner Related Waste	Chromium	180-70391-1	0.11	0.11	mg/L	J	0.5			Raleigh	2017
WASTE	Chromium	180-77401-1	0.11	0.11	mg/L	J	0.5			Archdale	2018
WASTE	Chromium	180-81145-1	0.11	0.11	mg/L	J B	0.5			Farmington	2018
WASTE	Chromium	180-79771-1	0.11	0.11	mg/L	J B	0.5			Oklahoma City	2018
WASTE	Chromium	180-82708-1	0.11	0.11	mg/L	J B	0.5			St Pauls	2018
WASTE	Chromium	180-72257-1	0.11	0.11	mg/L	J	0.5			Chester	2018
Paint Gun Cleaner Related Waste	Chromium	180-58271-1	0.12	0.12	mg/L	J B	0.5			Vinton	2016
Paint Gun Cleaner Related Waste	Chromium	180-69240-1	0.12	0.12	mg/L	J	0.5			Oklahoma City	2017
WASTE	Chromium	180-77918-1	0.13	0.13	mg/L	J	0.5			Archdale	2018
WASTE	Chromium	180-78693-1	0.13	0.13	mg/L	J	0.5			Vinton	2018
WASTE	Chromium	180-82434-1	0.14	0.14	mg/L	J	0.5			Salisbury	2018
Paint Gun Cleaner Related Waste	Chromium	180-58737-1	0.15	0.15	mg/L	J B	0.5			Highland	2016
WASTE	Chromium	180-77003-1	0.15	0.15	mg/L	J	0.5			Chandler	2018
WASTE	Chromium	180-81782-1	0.16	0.16	mg/L	J B	0.5			Barre	2018
WASTE	Chromium	180-78464-1	0.16	0.16	mg/L	J	0.5			Chandler	2018
Paint Gun Cleaner Related Waste	Chromium	180-56458-1	0.17	0.17	mg/L	J B	0.5			Farmington	2016
Paint Gun Cleaner Related Waste	Chromium	180-58742-1	0.21	0.21	mg/L	J	0.5			Albuquerque	2016
Paint Gun Cleaner Related Waste	Chromium	180-52547-1	0.5	0.25	mg/L	U	0.5			Boise	2016
Paint Gun Cleaner Related Waste	Chromium	180-53492-1	0.5	0.25	mg/L	U	0.5			Chandler	2016
Paint Gun Cleaner Related Waste	Chromium	180-58402-1	0.5	0.25	mg/L	U	0.5			Charlotte	2016
Paint Gun Cleaner Related Waste	Chromium	180-54775-1	0.5	0.25	mg/L	U	0.5			Chester	2016
Paint Gun Cleaner Related Waste	Chromium	180-58153-1	0.5	0.25	mg/L	U	0.5			Santa Ana	2016
Paint Gun Cleaner Related Waste	Chromium	180-58141-1	0.5	0.25	mg/L	U	0.5	54	91	Tampa	2016
Paint Waste	Chromium	180-58024-1	0.5	0.25	mg/L	U	0.5			Los Angeles	2016
Paint Gun Cleaner Related Waste	Chromium	180-65692-1	0.5	0.25	mg/L	U	0.5			Archdale	2017

Paint Gun Cleaner Related Waste	Chromium	180-68704-1	0.5	0.25	mg/L	U	0.5	Boise	2017
Paint Waste	Chromium	180-65188-1	0.25	0.25	mg/L	J B	0.5	Chandler	2017
Paint Gun Cleaner Related Waste	Chromium	180-69211-1	0.5	0.25	mg/L	U	0.5	Clackamas	2017
Paint Gun Cleaner Related Waste	Chromium	180-68915-1	0.5	0.25	mg/L	U	0.5	Farmington	2017
Paint Gun Cleaner Related Waste	Chromium	180-68638-1	0.5	0.25	mg/L	U	0.5	Los Angeles	2017
Paint Waste	Chromium	180-68464-1	0.5	0.25	mg/L	U	0.5	Los Angeles	2017
Paint Gun Cleaner Related Waste	Chromium	180-68566-1	0.5	0.25	mg/L	U	0.5	St Pauls	2017
Paint Waste	Chromium	180-70626-1	0.5	0.25	mg/L	U	0.5	St Pauls	2017
Paint Gun Cleaner Related Waste	Chromium	180-66257-1	0.5	0.25	mg/L	U	0.5	Vinton	2017
Paint Waste	Chromium	180-70518-1	0.5	0.25	mg/L	U	0.5	Sacramento	2017
Paint Gun Cleaner Related Waste	Chromium	180-60016-1	0.5	0.25	mg/L	U	0.5	Chesapeake	2017
Paint Gun Cleaner Related Waste	Chromium	180-60251-1	0.5	0.25	mg/L	U	0.5	Waukesha	2017
Paint Gun Cleaner Related Waste	Chromium	180-60751-1	0.5	0.25	mg/L	U	0.5	Barre	2017
WASTE	Chromium	180-77515-1	0.5	0.25	mg/L	U	0.5	Boise	2018
WASTE	Chromium	180-77390-1	0.5	0.25	mg/L	U	0.5	Chester	2018
WASTE	Chromium	180-82562-1	0.25	0.25	mg/L	J B	0.5	Farmington	2018
SOLID	Chromium	180-80845-1	0.5	0.25	mg/L	U	0.5	Sacramento	2018
WASTE	Chromium	180-76991-1	0.5	0.25	mg/L	U	0.5	Salt Lake City	2018
WASTE	Chromium	180-79368-1	0.5	0.25	mg/L	U	0.5	Tampa	2018
WASTE	Chromium	180-72258-2	0.5	0.25	mg/L	U	0.5	Chester	2018
WASTE	Chromium	180-71597-1	0.5	0.25	mg/L	U	0.5	Santa Ana	2018
WASTE	Chromium	180-80855-2	0.32	0.32	mg/L	J	0.5	Sacramento	2018
Paint Waste	Chromium	180-54776-1	0.34	0.34	mg/L	J	0.5	Chester	2016
Paint Waste	Chromium	180-66032-1	0.36	0.36	mg/L	J	0.5	Archdale	2017
Paint Waste	Chromium	180-69824-2	0.37	0.37	mg/L	B	0.05	Farmington	2017
Paint Gun Cleaner Related Waste	Chromium	180-70805-1	0.48	0.48	mg/L	J	0.5	Salisbury	2017
Paint Gun Cleaner Related Waste	Chromium	180-60754-1	0.7	0.7	mg/L		0.5	Barre	2017
Paint Gun Cleaner Related Waste	Chromium	180-64797-1	0.72	0.72	mg/L		0.5	Wichita	2017
Paint Waste	Chromium	180-66261-1	0.84	0.84	mg/L	B	0.5	Vinton	2017
Paint Gun Cleaner Related Waste	Chromium	180-58731-1	1.2	1.2	mg/L	B	0.5	Tulsa	2016
Paint Waste	Chromium	180-56412-1	1.7	1.7	mg/L	B	0.5	Farmington	2016
WASTE	Chromium	180-82435-1	3	3	mg/L		0.5	Salisbury	2018
Paint Waste	Chromium	180-60017-1	3.2	3.2	mg/L	B	0.5	Chesapeake	2017
Paint Waste	Chromium	180-58270-1	3.3	3.3	mg/L	B	0.5	Vinton	2016
Paint Waste	Chromium	180-69212-1	6.6	6.6	mg/L		0.5	Clackamas	2017
Paint Waste	Flashpoint	180-58227-1	>140	>140	Degrees F			Chandler	2016
Paint Waste	Flashpoint	180-58024-1	>140	>140	Degrees F			Los Angeles	2016
Paint Waste	Flashpoint	180-70518-1	>140	>140	Degrees F			Sacramento	2017
WASTE	Flashpoint	180-82709-1	<72.3	<72.3	Degrees F		1	St Pauls	2018
Paint Gun Cleaner Related Waste	Flashpoint	180-64797-1	<71.0	<71.0	Degrees F		1	Wichita	2017
WATER	Flashpoint	180-79869-1	<70.4	<70.4	Degrees F		1	Los Angeles	2018
WASTE	Flashpoint	180-77515-1	<68.6	<68.6	Degrees F		1	Boise	2018
WASTE	Flashpoint	180-79771-1	<66.7	<66.7	Degrees F		1	Oklahoma City	2018
Paint Gun Cleaner Related Waste	Flashpoint	180-58141-1	<56.0	<56.0	Degrees F		1	Tampa	2016
Paint Waste	Flashpoint	180-58677-1	<52.0	<52.0	Degrees F		1	Clackamas	2016
Paint Gun Cleaner Related Waste	Flashpoint	180-58659-1	<50.0	<50.0	Degrees F		1	Sacramento	2016
Paint Gun Cleaner Related Waste	Flashpoint	180-60016-1	<49.0	<49.0	Degrees F		1	Chesapeake	2017
Paint Waste	Flashpoint	180-60015-1	<49.0	<49.0	Degrees F		1	Chesapeake	2017
Paint Waste	Flashpoint	180-60017-1	<48.0	<48.0	Degrees F		1	Chesapeake	2017
Paint Gun Cleaner Related Waste	Flashpoint	180-70322-1	<48	<48	Degrees F		1	Chesapeake	2017
Paint Gun Cleaner Related Waste	Flashpoint	180-69240-1	<46	<46	Degrees F		1	Oklahoma City	2017
Paint Gun Cleaner Related Waste	Flashpoint	180-58671-1	<44	<44	Degrees F		1	Clackamas	2016
Paint Gun Cleaner Related Waste	Flashpoint	180-70391-1	<42	<42	Degrees F		1	Raleigh	2017
Paint Waste	Flashpoint	180-70390-2	<42	<42	Degrees F		1	Raleigh	2017
Paint Gun Cleaner Related Waste	Flashpoint	180-70521-1	<42	<42	Degrees F		1	Sacramento	2017
Paint Waste	Flashpoint	180-69824-2	<40	<40	Degrees F	U	1	Farmington	2017
Paint Gun Cleaner Related Waste	Flashpoint	180-58731-1	<39	<39	Degrees F		1	Tulsa	2016

Paint Gun Cleaner Related Waste	Flashpoint	180-58742-1	<37	<37	Degrees F	1			Albuquerque	2016
Paint Gun Cleaner Related Waste	Flashpoint	180-58737-1	<37	<37	Degrees F	1			Highland	2016
Paint Gun Cleaner Related Waste	Flashpoint	180-57951-1	<37	<37	Degrees F	1			Los Angeles	2016
Paint Gun Cleaner Related Waste	Flashpoint	180-58402-1	<36	<36	Degrees F	1			Charlotte	2016
Paint Gun Cleaner Related Waste	Flashpoint	180-56458-1	<36	<36	Degrees F	1			Farmington	2016
Paint Gun Cleaner Related Waste	Flashpoint	180-58510-1	<36	<36	Degrees F	1			Fresno	2016
Paint Gun Cleaner Related Waste	Flashpoint	180-58271-1	<36	<36	Degrees F	1			Vinton	2016
Paint Waste	Flashpoint	180-58270-1	<36	<36	Degrees F	1			Vinton	2016
Paint Gun Cleaner Related Waste	Flashpoint	180-58153-1	<36	<36	Degrees F	1			Santa Ana	2016
WASTE	Flashpoint	180-80380-1	<36	<36	Degrees F	1			Tulsa	2018
Paint Waste	Flashpoint	180-58643-1	<140	<140	Degrees F				Sacramento	2016
Paint Gun Cleaner Related Waste	Flashpoint	180-65692-1	< 77.2	< 77.2	Degrees F	1			Archdale	2017
Paint Gun Cleaner Related Waste	Flashpoint	180-55534-1	< 76	< 76	Degrees F	1			Archdale	2016
Paint Gun Cleaner Related Waste	Flashpoint	180-52547-1	< 76	< 76	Degrees F	1			Boise	2016
Paint Gun Cleaner Related Waste	Flashpoint	180-54775-1	< 76	< 76	Degrees F	1			Chester	2016
Paint Gun Cleaner Related Waste	Flashpoint	180-53844-1	< 76	< 76	Degrees F	1	53	89	Salt Lake City	2016
Paint Gun Cleaner Related Waste	Flashpoint	180-56002-1	< 76	< 76	Degrees F	1			St. Pauls	2016
Paint Waste	Flashpoint	180-54776-1	< 76	< 76	Degrees F	1			Chester	2016
Paint Waste	Flashpoint	180-66032-1	< 73.7	< 73.7	Degrees F	1			Archdale	2017
Paint Waste	Flashpoint	180-69212-1	< 73.5	< 73.5	Degrees F	1			Clackamas	2017
Paint Gun Cleaner Related Waste	Flashpoint	180-60251-1	< 73.4	< 73.4	Degrees F	1			Waukesha	2017
Paint Gun Cleaner Related Waste	Flashpoint	180-69211-1	< 73.0	< 73.0	Degrees F	1			Clackamas	2017
WASTE	Flashpoint	180-77918-1	< 72.6	< 72.6	Degrees F	1			Archdale	2018
Paint Gun Cleaner Related Waste	Flashpoint	180-60754-1	< 72.5	< 72.5	Degrees F	1			Barre	2017
Paint Waste	Flashpoint	180-65188-1	< 72	< 72	Degrees F	1			Chandler	2017
Paint Gun Cleaner Related Waste	Flashpoint	180-68915-1	< 70.8	< 70.8	Degrees F	1			Farmington	2017
Paint Gun Cleaner Related Waste	Flashpoint	180-60751-1	< 70.5	< 70.5	Degrees F	1			Barre	2017
Paint Gun Cleaner Related Waste	Flashpoint	180-70805-1	< 70.0	< 70.0	Degrees F	1			Salisbury	2017
Paint Gun Cleaner Related Waste	Flashpoint	180-68957-1	< 69.3	< 69.3	Degrees F	1			Waukesha	2017
Paint Waste	Flashpoint	180-66261-1	< 68.8	< 68.8	Degrees F	1			Vinton	2017
Paint Gun Cleaner Related Waste	Flashpoint	180-68704-1	< 68.4	< 68.4	Degrees F	1			Boise	2017
Paint Waste	Flashpoint	180-68464-1	< 68.4	< 68.4	Degrees F	1			Los Angeles	2017
Paint Waste	Flashpoint	180-70626-1	< 68.4	< 68.4	Degrees F	1			St Pauls	2017
Paint Gun Cleaner Related Waste	Flashpoint	180-68566-1	< 68.3	< 68.3	Degrees F	1			St Pauls	2017
Paint Gun Cleaner Related Waste	Flashpoint	180-68638-1	< 67.4	< 67.4	Degrees F	1			Los Angeles	2017
WASTE	Flashpoint	180-71828-2	< 66.6	< 66.6	Degrees F	1			Albuquerque	2018
WASTE	Flashpoint	180-77401-1	< 66.1	< 66.1	Degrees F	1			Archdale	2018
Paint Gun Cleaner Related Waste	Flashpoint	180-66257-1	< 65.6	< 65.6	Degrees F	1			Vinton	2017
WASTE	Flashpoint	180-77392-1	< 63.3	< 63.3	Degrees F	1			Chester	2018
WASTE	Flashpoint	180-77003-1	< 61.1	< 61.1	Degrees F	1			Chandler	2018
WASTE	Flashpoint	180-78464-1	< 61	< 61	Degrees F	1			Chandler	2018
WASTE	Flashpoint	180-76991-1	< 60.1	< 60.1	Degrees F	1			Salt Lake City	2018
WASTE	Flashpoint	180-77390-1	< 59.5	< 59.5	Degrees F	1			Chester	2018
WASTE	Flashpoint	180-71597-1	< 58.3	< 58.3	Degrees F	1			Santa Ana	2018
WASTE	Flashpoint	180-78693-1	< 55.4	< 55.4	Degrees F	1			Vinton	2018
WATER	Flashpoint	180-79871-1	172	172	Degrees F	1			Los Angeles	2018
WASTE	Flashpoint	180-81782-1	113	113	Degrees F	1			Barre	2018
WASTE	Flashpoint	180-82434-1	98.1	98.1	Degrees F	1			Salisbury	2018
WASTE	Flashpoint	180-80855-2	92.1	92.1	Degrees F	1			Sacramento	2018
WASTE	Flashpoint	180-82435-1	85.8	85.8	Degrees F	1			Salisbury	2018
Paint Gun Cleaner Related Waste	Flashpoint	180-67818-1	81.8	81.8	Degrees F	1			Santa Ana	2017
WATER	Flashpoint	180-78619-1	81.4	81.4	Degrees F	1			Santa Ana	2018
WASTE	Flashpoint	180-72257-1	80	80	Degrees F	1			Chester	2018
WATER	Flashpoint	180-76250-1	78.2	78.2	Degrees F	1			Wichita	2018
WATER	Flashpoint	180-76251-1	77	77	Degrees F	1			Waukesha	2018
WASTE	Flashpoint	180-72258-2	76	76	Degrees F	1			Chester	2018
WASTE	Flashpoint	180-81145-1	75.5	75.5	Degrees F	1			Farmington	2018

Paint Gun Cleaner Related Waste	Flashpoint	180-53492-1	75	75	Degrees F		1	Chandler	2016
WASTE	Flashpoint	180-82562-1	73.4	73.4	Degrees F		1	Farmington	2018
WATER	Flashpoint	180-78620-1	71.9	71.9	Degrees F		1	Santa Ana	2018
Paint Waste	Flashpoint	180-56412-1	59	59	Degrees F		1	Farmington	2016
Paint Gun Cleaner Related Waste	Flashpoint	180-65483-2	1	0.5	Degrees F	U	1	Salt Lake City	2017
WASTE	Flashpoint	180-82708-1	1	0.5	Degrees F	U	1	St Pauls	2018
WASTE	Flashpoint	180-79368-1	1	0.5	Degrees F	U	1	Tampa	2018
WASTE	Flashpoint	180-78694-1	1	0.5	Degrees F	U	1	Vinton	2018
WASTE	Flashpoint	180-74281-1	1	0.5	Degrees F	U	1	Tallahassee	2018
WASTE	Flashpoint	180-74279-1	1	0.5	Degrees F	U	1	Tallahassee	2018
Paint Waste	Hexachlorobenzene	180-58227-1	0.05	0.025	mg/L	U	0.05	Chandler	2016
Paint Waste	Hexachlorobenzene	180-58024-1	0.05	0.025	mg/L	U *	0.05	Los Angeles	2016
Paint Waste	Hexachlorobenzene	180-58643-1	0.05	0.025	mg/L	U	0.05	Sacramento	2016
Paint Gun Cleaner Related Waste	Hexachlorobenzene	180-65483-1	0.05	0.025	mg/L	U	0.05	Salt Lake City	2017
Paint Gun Cleaner Related Waste	Hexachlorobenzene	180-70521-1	0.05	0.025	mg/L	U	0.05	Sacramento	2017
Paint Waste	Hexachlorobenzene	180-70518-1	0.05	0.025	mg/L	U	0.05	Sacramento	2017
SOLID	Hexachlorobenzene	180-81019-1	0.05	0.025	mg/L	U	0.05	Alqubuerque	2018
WATER	Hexachlorobenzene	180-79869-1	0.05	0.025	mg/L	U	0.05	Los Angeles	2018
SOLID	Hexachlorobenzene	180-80845-1	0.05	0.025	mg/L	U	0.05	Sacramento	2018
WATER	Hexachlorobenzene	180-78620-1	0.05	0.025	mg/L	U	0.05	Santa Ana	2018
WATER	Hexachlorobenzene	180-78619-1	0.05	0.025	mg/L	U	0.05	Santa Ana	2018
WATER	Hexachlorobenzene	180-79871-1	0.06	0.03	mg/L	U	0.06	Los Angeles	2018
WASTE	Hexachlorobenzene	180-74281-1	0.082	0.041	mg/L	U	0.082	Tallahassee	2018
Paint Waste	Hexachlorobenzene	180-70390-1	0.1	0.05	mg/L	U	0.1	Raleigh	2017
Paint Gun Cleaner Related Waste	Hexachlorobenzene	180-58742-1	0.13	0.065	mg/L	U	0.13	Albuquerque	2016
Paint Gun Cleaner Related Waste	Hexachlorobenzene	180-55534-1	0.13	0.065	mg/L	U	0.13	Archdale	2016
Paint Gun Cleaner Related Waste	Hexachlorobenzene	180-52547-1	0.13	0.065	mg/L	U	0.13	Boise	2016
Paint Gun Cleaner Related Waste	Hexachlorobenzene	180-53492-1	0.13	0.065	mg/L	U	0.13	Chandler	2016
Paint Gun Cleaner Related Waste	Hexachlorobenzene	180-58402-1	0.13	0.065	mg/L	U	0.13	Charlotte	2016
Paint Gun Cleaner Related Waste	Hexachlorobenzene	180-54775-1	0.13	0.065	mg/L	U	0.13	Chester	2016
Paint Gun Cleaner Related Waste	Hexachlorobenzene	180-58671-1	0.13	0.065	mg/L	U	0.13	Clackamas	2016
Paint Gun Cleaner Related Waste	Hexachlorobenzene	180-56458-1	0.13	0.065	mg/L	U	0.13	Farmington	2016
Paint Gun Cleaner Related Waste	Hexachlorobenzene	180-58737-1	0.13	0.065	mg/L	U	0.13	Highland	2016
Paint Gun Cleaner Related Waste	Hexachlorobenzene	180-58659-1	0.13	0.065	mg/L	U	0.13	Sacramento	2016
Paint Gun Cleaner Related Waste	Hexachlorobenzene	180-53844-1	0.13	0.065	mg/L	U	0.13	Salt Lake City	2016
Paint Gun Cleaner Related Waste	Hexachlorobenzene	180-58153-1	0.13	0.065	mg/L	U	0.13	Santa Ana	2016
Paint Gun Cleaner Related Waste	Hexachlorobenzene	180-56002-1	0.13	0.065	mg/L	U	0.13	St. Pauls	2016
Paint Gun Cleaner Related Waste	Hexachlorobenzene	180-58141-1	0.13	0.065	mg/L	U	0.13	Tampa	2016
Paint Gun Cleaner Related Waste	Hexachlorobenzene	180-58731-1	0.13	0.065	mg/L	U	0.13	Tulsa	2016
Paint Gun Cleaner Related Waste	Hexachlorobenzene	180-58271-1	0.13	0.065	mg/L	U	0.13	Vinton	2016
Paint Waste	Hexachlorobenzene	180-54776-1	0.13	0.065	mg/L	U	0.13	Chester	2016
Paint Waste	Hexachlorobenzene	180-58677-1	0.13	0.065	mg/L	U	0.13	Clackamas	2016
Paint Waste	Hexachlorobenzene	180-56412-1	0.13	0.065	mg/L	U	0.13	Farmington	2016
Paint Waste	Hexachlorobenzene	180-58270-1	0.13	0.065	mg/L	U	0.13	Vinton	2016
Paint Gun Cleaner Related Waste	Hexachlorobenzene	180-65692-1	0.13	0.065	mg/L	U	0.13	Archdale	2017
Paint Waste	Hexachlorobenzene	180-66032-1	0.13	0.065	mg/L	U *	0.13	Archdale	2017
Paint Gun Cleaner Related Waste	Hexachlorobenzene	180-68704-1	0.13	0.065	mg/L	U	0.13	Boise	2017
Paint Waste	Hexachlorobenzene	180-65188-1	0.13	0.065	mg/L	U	0.13	Chandler	2017
Paint Gun Cleaner Related Waste	Hexachlorobenzene	180-70322-1	0.13	0.065	mg/L	U	0.13	Chesapeake	2017
Paint Gun Cleaner Related Waste	Hexachlorobenzene	180-69211-1	0.13	0.065	mg/L	U	0.13	Clackamas	2017
Paint Waste	Hexachlorobenzene	180-69212-1	0.13	0.065	mg/L	U	0.13	Clackamas	2017
Paint Gun Cleaner Related Waste	Hexachlorobenzene	180-68915-1	0.13	0.065	mg/L	U	0.13	Farmington	2017
Paint Gun Cleaner Related Waste	Hexachlorobenzene	180-68638-1	0.13	0.065	mg/L	U	0.13	Los Angeles	2017
Paint Waste	Hexachlorobenzene	180-68464-1	0.13	0.065	mg/L	U	0.13	Los Angeles	2017
Paint Gun Cleaner Related Waste	Hexachlorobenzene	180-69240-1	0.13	0.065	mg/L	U	0.13	Oklahoma City	2017
Paint Gun Cleaner Related Waste	Hexachlorobenzene	180-70391-1	0.13	0.065	mg/L	U	0.13	Raleigh	2017
Paint Gun Cleaner Related Waste	Hexachlorobenzene	180-70805-1	0.13	0.065	mg/L	U	0.13	Salisbury	2017

Paint Gun Cleaner Related Waste	Hexachlorobenzene	180-67818-1	0.13	0.065	mg/L	U	0.13			Santa Ana	2017
Paint Gun Cleaner Related Waste	Hexachlorobenzene	180-68566-1	0.13	0.065	mg/L	U	0.13			St Pauls	2017
Paint Waste	Hexachlorobenzene	180-70626-1	0.13	0.065	mg/L	U	0.13			St Pauls	2017
Paint Gun Cleaner Related Waste	Hexachlorobenzene	180-66257-1	0.13	0.065	mg/L	U *	0.13			Vinton	2017
Paint Waste	Hexachlorobenzene	180-66261-1	0.13	0.065	mg/L	U *	0.13			Vinton	2017
Paint Gun Cleaner Related Waste	Hexachlorobenzene	180-68957-1	0.13	0.065	mg/L	U	0.13			Waukesha	2017
Paint Gun Cleaner Related Waste	Hexachlorobenzene	180-64797-1	0.13	0.065	mg/L	U *	0.13	54	91	Wichita	2017
Paint Gun Cleaner Related Waste	Hexachlorobenzene	180-60016-1	0.13	0.065	mg/L	U	0.13			Chesapeake	2017
Paint Waste	Hexachlorobenzene	180-60015-1	0.13	0.065	mg/L	U	0.13			Chesapeake	2017
Paint Gun Cleaner Related Waste	Hexachlorobenzene	180-60251-1	0.13	0.065	mg/L	U	0.13			Waukesha	2017
Paint Gun Cleaner Related Waste	Hexachlorobenzene	180-60751-1	0.13	0.065	mg/L	U	0.13			Barre	2017
Paint Gun Cleaner Related Waste	Hexachlorobenzene	180-60754-1	0.13	0.065	mg/L	U	0.13			Barre	2017
Paint Waste	Hexachlorobenzene	180-60017-1	0.13	0.065	mg/L	U	0.13			Chesapeake	2017
WASTE	Hexachlorobenzene	180-77918-1	0.13	0.065	mg/L	U	0.13			Archdale	2018
WASTE	Hexachlorobenzene	180-77401-1	0.13	0.065	mg/L	U	0.13			Archdale	2018
WASTE	Hexachlorobenzene	180-81782-1	0.13	0.065	mg/L	U	0.13			Barre	2018
WASTE	Hexachlorobenzene	180-77515-1	0.13	0.065	mg/L	U	0.13			Boise	2018
WASTE	Hexachlorobenzene	180-77003-1	0.13	0.065	mg/L	U	0.13			Chandler	2018
WASTE	Hexachlorobenzene	180-78464-1	0.13	0.065	mg/L	U	0.13			Chandler	2018
WASTE	Hexachlorobenzene	180-77392-1	0.13	0.065	mg/L	U	0.13			Chester	2018
WASTE	Hexachlorobenzene	180-77390-1	0.13	0.065	mg/L	U	0.13			Chester	2018
WASTE	Hexachlorobenzene	180-81145-1	0.13	0.065	mg/L	U	0.13			Farmington	2018
WASTE	Hexachlorobenzene	180-82562-1	0.13	0.065	mg/L	U	0.13			Farmington	2018
WASTE	Hexachlorobenzene	180-79771-1	0.13	0.065	mg/L	U	0.13			Oklahoma City	2018
WASTE	Hexachlorobenzene	180-80855-2	0.13	0.065	mg/L	U	0.13			Sacramento	2018
WASTE	Hexachlorobenzene	180-82434-1	0.13	0.065	mg/L	U	0.13			Salisbury	2018
WASTE	Hexachlorobenzene	180-82435-1	0.13	0.065	mg/L	U	0.13			Salisbury	2018
WASTE	Hexachlorobenzene	180-76991-1	0.13	0.065	mg/L	U	0.13			Salt Lake City	2018
WASTE	Hexachlorobenzene	180-82709-1	0.13	0.065	mg/L	U	0.13			St Pauls	2018
WASTE	Hexachlorobenzene	180-82708-1	0.13	0.065	mg/L	U	0.13			St Pauls	2018
WASTE	Hexachlorobenzene	180-79368-1	0.13	0.065	mg/L	U	0.13			Tampa	2018
WASTE	Hexachlorobenzene	180-80380-1	0.13	0.065	mg/L	U	0.13			Tulsa	2018
WASTE	Hexachlorobenzene	180-78694-1	0.13	0.065	mg/L	U	0.13			Vinton	2018
WASTE	Hexachlorobenzene	180-78693-1	0.13	0.065	mg/L	U	0.13			Vinton	2018
WASTE	Hexachlorobenzene	180-71828-2	0.13	0.065	mg/L	U	0.13			Albuquerque	2018
WASTE	Hexachlorobenzene	180-72258-2	0.13	0.065	mg/L	U	0.13			Chester	2018
WASTE	Hexachlorobenzene	180-72257-1	0.13	0.065	mg/L	U	0.13			Chester	2018
WASTE	Hexachlorobenzene	180-71597-1	0.13	0.065	mg/L	U	0.13			Santa Ana	2018
WASTE	Hexachlorobenzene	180-74279-1	0.13	0.065	mg/L	U	0.13			Tallahassee	2018
Paint Gun Cleaner Related Waste	Hexachlorobenzene	180-58510-1	0.25	0.125	mg/L	U	0.25			Fresno	2016
Paint Gun Cleaner Related Waste	Hexachlorobenzene	180-57951-1	0.25	0.125	mg/L	U	0.25			Los Angeles	2016
Paint Waste	Hexachlorobenzene	180-69824-1	2	1	mg/L	U	2			Farmington	2017
WATER	Hexachlorobenzene	180-76250-1	3.1	1.55	mg/L	U	3.1			Wichita	2018
WATER	Hexachlorobenzene	180-76251-1	3.4	1.7	mg/L	U	3.4			Waukesha	2018
Paint Waste	Hexachlorobutadiene	180-58227-1	0.05	0.025	mg/L	U	0.05			Chandler	2016
Paint Waste	Hexachlorobutadiene	180-58024-1	0.05	0.025	mg/L	U	0.05			Los Angeles	2016
Paint Waste	Hexachlorobutadiene	180-58643-1	0.05	0.025	mg/L	U	0.05			Sacramento	2016
Paint Gun Cleaner Related Waste	Hexachlorobutadiene	180-65483-1	0.05	0.025	mg/L	U	0.05			Salt Lake City	2017
Paint Gun Cleaner Related Waste	Hexachlorobutadiene	180-70521-1	0.05	0.025	mg/L	U	0.05			Sacramento	2017
Paint Waste	Hexachlorobutadiene	180-70518-1	0.05	0.025	mg/L	U	0.05			Sacramento	2017
SOLID	Hexachlorobutadiene	180-81019-1	0.05	0.025	mg/L	U	0.05			Alqubuerque	2018
WATER	Hexachlorobutadiene	180-79869-1	0.05	0.025	mg/L	U	0.05			Los Angeles	2018
SOLID	Hexachlorobutadiene	180-80845-1	0.05	0.025	mg/L	U	0.05			Sacramento	2018
WATER	Hexachlorobutadiene	180-78620-1	0.05	0.025	mg/L	U	0.05			Santa Ana	2018
WATER	Hexachlorobutadiene	180-78619-1	0.05	0.025	mg/L	U	0.05			Santa Ana	2018
WATER	Hexachlorobutadiene	180-79871-1	0.06	0.03	mg/L	U	0.06			Los Angeles	2018
WASTE	Hexachlorobutadiene	180-74281-1	0.082	0.041	mg/L	U	0.082			Tallahassee	2018

Paint Waste	Hexachlorobutadiene	180-70390-1	0.1	0.05	mg/L	U	0.1			Raleigh	2017
Paint Gun Cleaner Related Waste	Hexachlorobutadiene	180-58742-1	0.13	0.065	mg/L	U	0.13			Albuquerque	2016
Paint Gun Cleaner Related Waste	Hexachlorobutadiene	180-55534-1	0.13	0.065	mg/L	U	0.13			Archdale	2016
Paint Gun Cleaner Related Waste	Hexachlorobutadiene	180-52547-1	0.13	0.065	mg/L	U	0.13			Boise	2016
Paint Gun Cleaner Related Waste	Hexachlorobutadiene	180-53492-1	0.13	0.065	mg/L	U	0.13			Chandler	2016
Paint Gun Cleaner Related Waste	Hexachlorobutadiene	180-58402-1	0.13	0.065	mg/L	U	0.13			Charlotte	2016
Paint Gun Cleaner Related Waste	Hexachlorobutadiene	180-54775-1	0.13	0.065	mg/L	U	0.13			Chester	2016
Paint Gun Cleaner Related Waste	Hexachlorobutadiene	180-58671-1	0.13	0.065	mg/L	U	0.13			Clackamas	2016
Paint Gun Cleaner Related Waste	Hexachlorobutadiene	180-56458-1	0.13	0.065	mg/L	U	0.13			Farmington	2016
Paint Gun Cleaner Related Waste	Hexachlorobutadiene	180-58737-1	0.13	0.065	mg/L	U	0.13			Highland	2016
Paint Gun Cleaner Related Waste	Hexachlorobutadiene	180-58659-1	0.13	0.065	mg/L	U	0.13			Sacramento	2016
Paint Gun Cleaner Related Waste	Hexachlorobutadiene	180-53844-1	0.13	0.065	mg/L	U	0.13			Salt Lake City	2016
Paint Gun Cleaner Related Waste	Hexachlorobutadiene	180-58153-1	0.13	0.065	mg/L	U	0.13			Santa Ana	2016
Paint Gun Cleaner Related Waste	Hexachlorobutadiene	180-56002-1	0.13	0.065	mg/L	U	0.13			St. Pauls	2016
Paint Gun Cleaner Related Waste	Hexachlorobutadiene	180-58141-1	0.13	0.065	mg/L	U	0.13			Tampa	2016
Paint Gun Cleaner Related Waste	Hexachlorobutadiene	180-58731-1	0.13	0.065	mg/L	U	0.13			Tulsa	2016
Paint Gun Cleaner Related Waste	Hexachlorobutadiene	180-58271-1	0.13	0.065	mg/L	U	0.13			Vinton	2016
Paint Waste	Hexachlorobutadiene	180-54776-1	0.13	0.065	mg/L	U	0.13			Chester	2016
Paint Waste	Hexachlorobutadiene	180-58677-1	0.13	0.065	mg/L	U	0.13			Clackamas	2016
Paint Waste	Hexachlorobutadiene	180-56412-1	0.13	0.065	mg/L	U	0.13			Farmington	2016
Paint Waste	Hexachlorobutadiene	180-58270-1	0.13	0.065	mg/L	U	0.13			Vinton	2016
Paint Gun Cleaner Related Waste	Hexachlorobutadiene	180-65692-1	0.13	0.065	mg/L	U	0.13			Archdale	2017
Paint Waste	Hexachlorobutadiene	180-66032-1	0.13	0.065	mg/L	U *	0.13			Archdale	2017
Paint Gun Cleaner Related Waste	Hexachlorobutadiene	180-68704-1	0.13	0.065	mg/L	U	0.13			Boise	2017
Paint Waste	Hexachlorobutadiene	180-65188-1	0.13	0.065	mg/L	U	0.13			Chandler	2017
Paint Gun Cleaner Related Waste	Hexachlorobutadiene	180-70322-1	0.13	0.065	mg/L	U	0.13			Chesapeake	2017
Paint Gun Cleaner Related Waste	Hexachlorobutadiene	180-69211-1	0.13	0.065	mg/L	U	0.13			Clackamas	2017
Paint Waste	Hexachlorobutadiene	180-69212-1	0.13	0.065	mg/L	U	0.13			Clackamas	2017
Paint Gun Cleaner Related Waste	Hexachlorobutadiene	180-68915-1	0.13	0.065	mg/L	U	0.13			Farmington	2017
Paint Gun Cleaner Related Waste	Hexachlorobutadiene	180-68638-1	0.13	0.065	mg/L	U	0.13			Los Angeles	2017
Paint Waste	Hexachlorobutadiene	180-68464-1	0.13	0.065	mg/L	U	0.13			Los Angeles	2017
Paint Gun Cleaner Related Waste	Hexachlorobutadiene	180-69240-1	0.13	0.065	mg/L	U	0.13			Oklahoma City	2017
Paint Gun Cleaner Related Waste	Hexachlorobutadiene	180-70391-1	0.13	0.065	mg/L	U	0.13			Raleigh	2017
Paint Gun Cleaner Related Waste	Hexachlorobutadiene	180-70805-1	0.13	0.065	mg/L	U	0.13			Salisbury	2017
Paint Gun Cleaner Related Waste	Hexachlorobutadiene	180-67818-1	0.13	0.065	mg/L	U	0.13			Santa Ana	2017
Paint Gun Cleaner Related Waste	Hexachlorobutadiene	180-68566-1	0.13	0.065	mg/L	U	0.13			St Pauls	2017
Paint Waste	Hexachlorobutadiene	180-70626-1	0.13	0.065	mg/L	U	0.13			St Pauls	2017
Paint Gun Cleaner Related Waste	Hexachlorobutadiene	180-66257-1	0.13	0.065	mg/L	U *	0.13			Vinton	2017
Paint Waste	Hexachlorobutadiene	180-66261-1	0.13	0.065	mg/L	U *	0.13			Vinton	2017
Paint Gun Cleaner Related Waste	Hexachlorobutadiene	180-68957-1	0.13	0.065	mg/L	U	0.13			Waukesha	2017
Paint Gun Cleaner Related Waste	Hexachlorobutadiene	180-64797-1	0.13	0.065	mg/L	U *	0.13	54	91	Wichita	2017
Paint Gun Cleaner Related Waste	Hexachlorobutadiene	180-60016-1	0.13	0.065	mg/L	U	0.13			Chesapeake	2017
Paint Waste	Hexachlorobutadiene	180-60015-1	0.13	0.065	mg/L	U	0.13			Chesapeake	2017
Paint Gun Cleaner Related Waste	Hexachlorobutadiene	180-60251-1	0.13	0.065	mg/L	U	0.13			Waukesha	2017
Paint Gun Cleaner Related Waste	Hexachlorobutadiene	180-60751-1	0.13	0.065	mg/L	U	0.13			Barre	2017
Paint Gun Cleaner Related Waste	Hexachlorobutadiene	180-60754-1	0.13	0.065	mg/L	U	0.13			Barre	2017
Paint Waste	Hexachlorobutadiene	180-60017-1	0.13	0.065	mg/L	U	0.13			Chesapeake	2017
WASTE	Hexachlorobutadiene	180-77918-1	0.13	0.065	mg/L	U	0.13			Archdale	2018
WASTE	Hexachlorobutadiene	180-77401-1	0.13	0.065	mg/L	U	0.13			Archdale	2018
WASTE	Hexachlorobutadiene	180-81782-1	0.13	0.065	mg/L	U	0.13			Barre	2018
WASTE	Hexachlorobutadiene	180-77515-1	0.13	0.065	mg/L	U	0.13			Boise	2018
WASTE	Hexachlorobutadiene	180-77003-1	0.13	0.065	mg/L	U	0.13			Chandler	2018
WASTE	Hexachlorobutadiene	180-78464-1	0.13	0.065	mg/L	U	0.13			Chandler	2018
WASTE	Hexachlorobutadiene	180-77392-1	0.13	0.065	mg/L	U	0.13			Chester	2018
WASTE	Hexachlorobutadiene	180-77390-1	0.13	0.065	mg/L	U	0.13			Chester	2018
WASTE	Hexachlorobutadiene	180-81145-1	0.13	0.065	mg/L	U	0.13			Farmington	2018
WASTE	Hexachlorobutadiene	180-82562-1	0.13	0.065	mg/L	U	0.13			Farmington	2018

WASTE	Hexachlorobutadiene	180-79771-1	0.13	0.065	mg/L	U	0.13	Oklahoma City	2018
WASTE	Hexachlorobutadiene	180-80855-2	0.13	0.065	mg/L	U	0.13	Sacramento	2018
WASTE	Hexachlorobutadiene	180-82434-1	0.13	0.065	mg/L	U	0.13	Salisbury	2018
WASTE	Hexachlorobutadiene	180-82435-1	0.13	0.065	mg/L	U	0.13	Salisbury	2018
WASTE	Hexachlorobutadiene	180-76991-1	0.13	0.065	mg/L	U	0.13	Salt Lake City	2018
WASTE	Hexachlorobutadiene	180-82709-1	0.13	0.065	mg/L	U	0.13	St Pauls	2018
WASTE	Hexachlorobutadiene	180-82708-1	0.13	0.065	mg/L	U	0.13	St Pauls	2018
WASTE	Hexachlorobutadiene	180-79368-1	0.13	0.065	mg/L	U	0.13	Tampa	2018
WASTE	Hexachlorobutadiene	180-80380-1	0.13	0.065	mg/L	U	0.13	Tulsa	2018
WASTE	Hexachlorobutadiene	180-78694-1	0.13	0.065	mg/L	U	0.13	Vinton	2018
WASTE	Hexachlorobutadiene	180-78693-1	0.13	0.065	mg/L	U	0.13	Vinton	2018
WASTE	Hexachlorobutadiene	180-71828-2	0.13	0.065	mg/L	U	0.13	Albuquerque	2018
WASTE	Hexachlorobutadiene	180-72258-2	0.13	0.065	mg/L	U	0.13	Chester	2018
WASTE	Hexachlorobutadiene	180-72257-1	0.13	0.065	mg/L	U	0.13	Chester	2018
WASTE	Hexachlorobutadiene	180-71597-1	0.13	0.065	mg/L	U	0.13	Santa Ana	2018
WASTE	Hexachlorobutadiene	180-74279-1	0.13	0.065	mg/L	U	0.13	Tallahassee	2018
Paint Gun Cleaner Related Waste	Hexachlorobutadiene	180-58510-1	0.25	0.125	mg/L	U	0.25	Fresno	2016
Paint Gun Cleaner Related Waste	Hexachlorobutadiene	180-57951-1	0.25	0.125	mg/L	U	0.25	Los Angeles	2016
Paint Waste	Hexachlorobutadiene	180-69824-1	2	1	mg/L	U	2	Farmington	2017
WATER	Hexachlorobutadiene	180-76250-1	3.1	1.55	mg/L	U	3.1	Wichita	2018
WATER	Hexachlorobutadiene	180-76251-1	3.4	1.7	mg/L	U	3.4	Waukesha	2018
Paint Waste	Hexachloroethane	180-58227-1	0.05	0.025	mg/L	U	0.05	Chandler	2016
Paint Waste	Hexachloroethane	180-58024-1	0.05	0.025	mg/L	U	0.05	Los Angeles	2016
Paint Waste	Hexachloroethane	180-58643-1	0.05	0.025	mg/L	U	0.05	Sacramento	2016
Paint Gun Cleaner Related Waste	Hexachloroethane	180-65483-1	0.05	0.025	mg/L	U	0.05	Salt Lake City	2017
Paint Gun Cleaner Related Waste	Hexachloroethane	180-70521-1	0.05	0.025	mg/L	U	0.05	Sacramento	2017
Paint Waste	Hexachloroethane	180-70518-1	0.05	0.025	mg/L	U	0.05	Sacramento	2017
SOLID	Hexachloroethane	180-81019-1	0.05	0.025	mg/L	U	0.05	Alqubuerque	2018
WATER	Hexachloroethane	180-79869-1	0.05	0.025	mg/L	U	0.05	Los Angeles	2018
SOLID	Hexachloroethane	180-80845-1	0.05	0.025	mg/L	U	0.05	Sacramento	2018
WATER	Hexachloroethane	180-78620-1	0.05	0.025	mg/L	U	0.05	Santa Ana	2018
WATER	Hexachloroethane	180-78619-1	0.05	0.025	mg/L	U	0.05	Santa Ana	2018
WATER	Hexachloroethane	180-79871-1	0.06	0.03	mg/L	U	0.06	Los Angeles	2018
WASTE	Hexachloroethane	180-74281-1	0.082	0.041	mg/L	U	0.082	Tallahassee	2018
Paint Waste	Hexachloroethane	180-70390-1	0.1	0.05	mg/L	U	0.1	Raleigh	2017
Paint Gun Cleaner Related Waste	Hexachloroethane	180-58742-1	0.13	0.065	mg/L	U	0.13	Albuquerque	2016
Paint Gun Cleaner Related Waste	Hexachloroethane	180-55534-1	0.13	0.065	mg/L	U	0.13	Archdale	2016
Paint Gun Cleaner Related Waste	Hexachloroethane	180-52547-1	0.13	0.065	mg/L	U	0.13	Boise	2016
Paint Gun Cleaner Related Waste	Hexachloroethane	180-53492-1	0.13	0.065	mg/L	U	0.13	Chandler	2016
Paint Gun Cleaner Related Waste	Hexachloroethane	180-58402-1	0.13	0.065	mg/L	U	0.13	Charlotte	2016
Paint Gun Cleaner Related Waste	Hexachloroethane	180-54775-1	0.13	0.065	mg/L	U	0.13	Chester	2016
Paint Gun Cleaner Related Waste	Hexachloroethane	180-58671-1	0.13	0.065	mg/L	U	0.13	Clackamas	2016
Paint Gun Cleaner Related Waste	Hexachloroethane	180-56458-1	0.13	0.065	mg/L	U	0.13	Farmington	2016
Paint Gun Cleaner Related Waste	Hexachloroethane	180-58737-1	0.13	0.065	mg/L	U	0.13	Highland	2016
Paint Gun Cleaner Related Waste	Hexachloroethane	180-58659-1	0.13	0.065	mg/L	U	0.13	Sacramento	2016
Paint Gun Cleaner Related Waste	Hexachloroethane	180-53844-1	0.13	0.065	mg/L	U	0.13	Salt Lake City	2016
Paint Gun Cleaner Related Waste	Hexachloroethane	180-58153-1	0.13	0.065	mg/L	U	0.13	Santa Ana	2016
Paint Gun Cleaner Related Waste	Hexachloroethane	180-56002-1	0.13	0.065	mg/L	U	0.13	St. Pauls	2016
Paint Gun Cleaner Related Waste	Hexachloroethane	180-58141-1	0.13	0.065	mg/L	U	0.13	Tampa	2016
Paint Gun Cleaner Related Waste	Hexachloroethane	180-58731-1	0.13	0.065	mg/L	U	0.13	Tulsa	2016
Paint Gun Cleaner Related Waste	Hexachloroethane	180-58271-1	0.13	0.065	mg/L	U	0.13	Vinton	2016
Paint Waste	Hexachloroethane	180-54776-1	0.13	0.065	mg/L	U	0.13	Chester	2016
Paint Waste	Hexachloroethane	180-58677-1	0.13	0.065	mg/L	U	0.13	Clackamas	2016
Paint Waste	Hexachloroethane	180-56412-1	0.13	0.065	mg/L	U	0.13	Farmington	2016
Paint Waste	Hexachloroethane	180-58270-1	0.13	0.065	mg/L	U	0.13	Vinton	2016
Paint Gun Cleaner Related Waste	Hexachloroethane	180-65692-1	0.13	0.065	mg/L	U	0.13	Archdale	2017
Paint Waste	Hexachloroethane	180-66032-1	0.13	0.065	mg/L	U	0.13	Archdale	2017

Paint Gun Cleaner Related Waste	Hexachloroethane	180-68704-1	0.13	0.065	mg/L	U	0.13			Boise	2017
Paint Waste	Hexachloroethane	180-65188-1	0.13	0.065	mg/L	U	0.13			Chandler	2017
Paint Gun Cleaner Related Waste	Hexachloroethane	180-70322-1	0.13	0.065	mg/L	U	0.13			Chesapeake	2017
Paint Gun Cleaner Related Waste	Hexachloroethane	180-69211-1	0.13	0.065	mg/L	U	0.13			Clackamas	2017
Paint Waste	Hexachloroethane	180-69212-1	0.13	0.065	mg/L	U	0.13			Clackamas	2017
Paint Gun Cleaner Related Waste	Hexachloroethane	180-68915-1	0.13	0.065	mg/L	U	0.13			Farmington	2017
Paint Gun Cleaner Related Waste	Hexachloroethane	180-68638-1	0.13	0.065	mg/L	U	0.13			Los Angeles	2017
Paint Waste	Hexachloroethane	180-68464-1	0.13	0.065	mg/L	U	0.13			Los Angeles	2017
Paint Gun Cleaner Related Waste	Hexachloroethane	180-69240-1	0.13	0.065	mg/L	U	0.13			Oklahoma City	2017
Paint Gun Cleaner Related Waste	Hexachloroethane	180-70391-1	0.13	0.065	mg/L	U	0.13			Raleigh	2017
Paint Gun Cleaner Related Waste	Hexachloroethane	180-70805-1	0.13	0.065	mg/L	U	0.13			Salisbury	2017
Paint Gun Cleaner Related Waste	Hexachloroethane	180-67818-1	0.13	0.065	mg/L	U	0.13			Santa Ana	2017
Paint Gun Cleaner Related Waste	Hexachloroethane	180-68566-1	0.13	0.065	mg/L	U	0.13			St Pauls	2017
Paint Waste	Hexachloroethane	180-70626-1	0.13	0.065	mg/L	U	0.13			St Pauls	2017
Paint Gun Cleaner Related Waste	Hexachloroethane	180-66257-1	0.13	0.065	mg/L	U	0.13			Vinton	2017
Paint Waste	Hexachloroethane	180-66261-1	0.13	0.065	mg/L	U	0.13			Vinton	2017
Paint Gun Cleaner Related Waste	Hexachloroethane	180-68957-1	0.13	0.065	mg/L	U	0.13			Waukesha	2017
Paint Gun Cleaner Related Waste	Hexachloroethane	180-64797-1	0.13	0.065	mg/L	U *	0.13	54	91	Wichita	2017
Paint Gun Cleaner Related Waste	Hexachloroethane	180-60016-1	0.13	0.065	mg/L	U	0.13			Chesapeake	2017
Paint Waste	Hexachloroethane	180-60015-1	0.13	0.065	mg/L	U	0.13			Chesapeake	2017
Paint Gun Cleaner Related Waste	Hexachloroethane	180-60251-1	0.13	0.065	mg/L	U	0.13			Waukesha	2017
Paint Gun Cleaner Related Waste	Hexachloroethane	180-60751-1	0.13	0.065	mg/L	U	0.13			Barre	2017
Paint Gun Cleaner Related Waste	Hexachloroethane	180-60754-1	0.13	0.065	mg/L	U	0.13			Barre	2017
Paint Waste	Hexachloroethane	180-60017-1	0.13	0.065	mg/L	U	0.13			Chesapeake	2017
WASTE	Hexachloroethane	180-77918-1	0.13	0.065	mg/L	U	0.13			Archdale	2018
WASTE	Hexachloroethane	180-77401-1	0.13	0.065	mg/L	U	0.13			Archdale	2018
WASTE	Hexachloroethane	180-81782-1	0.13	0.065	mg/L	U	0.13			Barre	2018
WASTE	Hexachloroethane	180-77515-1	0.13	0.065	mg/L	U	0.13			Boise	2018
WASTE	Hexachloroethane	180-77003-1	0.13	0.065	mg/L	U	0.13			Chandler	2018
WASTE	Hexachloroethane	180-78464-1	0.13	0.065	mg/L	U	0.13			Chandler	2018
WASTE	Hexachloroethane	180-77392-1	0.13	0.065	mg/L	U	0.13			Chester	2018
WASTE	Hexachloroethane	180-77390-1	0.13	0.065	mg/L	U	0.13			Chester	2018
WASTE	Hexachloroethane	180-81145-1	0.13	0.065	mg/L	U	0.13			Farmington	2018
WASTE	Hexachloroethane	180-82562-1	0.13	0.065	mg/L	U	0.13			Farmington	2018
WASTE	Hexachloroethane	180-79771-1	0.13	0.065	mg/L	U	0.13			Oklahoma City	2018
WASTE	Hexachloroethane	180-80855-2	0.13	0.065	mg/L	U	0.13			Sacramento	2018
WASTE	Hexachloroethane	180-82434-1	0.13	0.065	mg/L	U	0.13			Salisbury	2018
WASTE	Hexachloroethane	180-82435-1	0.13	0.065	mg/L	U	0.13			Salisbury	2018
WASTE	Hexachloroethane	180-76991-1	0.13	0.065	mg/L	U	0.13			Salt Lake City	2018
WASTE	Hexachloroethane	180-82709-1	0.13	0.065	mg/L	U	0.13			St Pauls	2018
WASTE	Hexachloroethane	180-82708-1	0.13	0.065	mg/L	U	0.13			St Pauls	2018
WASTE	Hexachloroethane	180-79368-1	0.13	0.065	mg/L	U	0.13			Tampa	2018
WASTE	Hexachloroethane	180-80380-1	0.13	0.065	mg/L	U	0.13			Tulsa	2018
WASTE	Hexachloroethane	180-78694-1	0.13	0.065	mg/L	U	0.13			Vinton	2018
WASTE	Hexachloroethane	180-78693-1	0.13	0.065	mg/L	U	0.13			Vinton	2018
WASTE	Hexachloroethane	180-71828-2	0.13	0.065	mg/L	U	0.13			Albuquerque	2018
WASTE	Hexachloroethane	180-72258-2	0.13	0.065	mg/L	U	0.13			Chester	2018
WASTE	Hexachloroethane	180-72257-1	0.13	0.065	mg/L	U	0.13			Chester	2018
WASTE	Hexachloroethane	180-71597-1	0.13	0.065	mg/L	U	0.13			Santa Ana	2018
WASTE	Hexachloroethane	180-74279-1	0.13	0.065	mg/L	U	0.13			Tallahassee	2018
Paint Gun Cleaner Related Waste	Hexachloroethane	180-58510-1	0.25	0.125	mg/L	U	0.25			Fresno	2016
Paint Gun Cleaner Related Waste	Hexachloroethane	180-57951-1	0.25	0.125	mg/L	U	0.25			Los Angeles	2016
Paint Waste	Hexachloroethane	180-69824-1	2	1	mg/L	U	2			Farmington	2017
WATER	Hexachloroethane	180-76250-1	3.1	1.55	mg/L	U	3.1			Wichita	2018
WATER	Hexachloroethane	180-76251-1	3.4	1.7	mg/L	U	3.4			Waukesha	2018
SOLID	Ignitability	180-81019-1		0	Degrees F	U				Alqubuerque	2018
SOLID	Ignitability	180-80845-1	>140	>140	Degrees F					Sacramento	2018

WATER	Lead	180-79869-1	0.033	0.033	mg/L	J	0.1			Los Angeles	2018
Paint Gun Cleaner Related Waste	Lead	180-57951-1	0.1	0.05	mg/L	U	0.1			Los Angeles	2016
Paint Waste	Lead	180-69824-2	0.1	0.05	mg/L	U	0.1			Farmington	2017
Paint Gun Cleaner Related Waste	Lead	180-65483-1	0.1	0.05	mg/L	U	0.1			Salt Lake City	2017
Paint Gun Cleaner Related Waste	Lead	180-70521-1	0.1	0.05	mg/L	U	0.1			Sacramento	2017
WATER	Lead	180-78620-1	0.1	0.05	mg/L	U	0.1			Santa Ana	2018
WATER	Lead	180-78619-1	0.1	0.05	mg/L	U	0.1			Santa Ana	2018
WATER	Lead	180-76250-1	0.1	0.05	mg/L	U	0.1			Wichita	2018
SOLID	Lead	180-81019-1	0.052	0.052	mg/L	J	0.5			Alqubuerque	2018
WATER	Lead	180-79871-1	0.055	0.055	mg/L	J	0.1			Los Angeles	2018
Paint Gun Cleaner Related Waste	Lead	180-58510-1	0.24	0.24	mg/L		0.1			Fresno	2016
WASTE	Lead	180-74281-1	0.49	0.245	mg/L	U	0.49			Tallahassee	2018
Paint Waste	Lead	180-58227-1	0.5	0.25	mg/L	U	0.5			Chandler	2016
Paint Waste	Lead	180-58024-1	0.5	0.25	mg/L	U	0.5			Los Angeles	2016
Paint Waste	Lead	180-58643-1	0.5	0.25	mg/L	U	0.5			Sacramento	2016
Paint Waste	Lead	180-70518-1	0.5	0.25	mg/L	U	0.5			Sacramento	2017
SOLID	Lead	180-80845-1	0.5	0.25	mg/L	U	0.5			Sacramento	2018
Paint Gun Cleaner Related Waste	Lead	180-60251-1	0.33	0.33	mg/L	J	1			Waukesha	2017
Paint Gun Cleaner Related Waste	Lead	180-58402-1	0.36	0.36	mg/L	J	1			Charlotte	2016
Paint Waste	Lead	180-70390-1	0.74	0.37	mg/L	U	0.74			Raleigh	2017
WASTE	Lead	180-81145-1	0.41	0.41	mg/L	J	1			Farmington	2018
Paint Gun Cleaner Related Waste	Lead	180-58742-1	1	0.5	mg/L	U	1			Albuquerque	2016
Paint Gun Cleaner Related Waste	Lead	180-55534-1	1	0.5	mg/L	U	1			Archdale	2016
Paint Gun Cleaner Related Waste	Lead	180-52547-1	1	0.5	mg/L	U	1			Boise	2016
Paint Gun Cleaner Related Waste	Lead	180-53492-1	1	0.5	mg/L	U	1			Chandler	2016
Paint Gun Cleaner Related Waste	Lead	180-54775-1	1	0.5	mg/L	U	1			Chester	2016
Paint Gun Cleaner Related Waste	Lead	180-58671-1	1	0.5	mg/L	U	1			Clackamas	2016
Paint Gun Cleaner Related Waste	Lead	180-56458-1	1	0.5	mg/L	U	1			Farmington	2016
Paint Gun Cleaner Related Waste	Lead	180-58737-1	1	0.5	mg/L	U	1			Highland	2016
Paint Gun Cleaner Related Waste	Lead	180-58659-1	1	0.5	mg/L	U	1			Sacramento	2016
Paint Gun Cleaner Related Waste	Lead	180-53844-1	1	0.5	mg/L	U	1			Salt Lake City	2016
Paint Gun Cleaner Related Waste	Lead	180-58153-1	1	0.5	mg/L	U	1			Santa Ana	2016
Paint Gun Cleaner Related Waste	Lead	180-56002-1	1	0.5	mg/L	U	1			St. Pauls	2016
Paint Gun Cleaner Related Waste	Lead	180-58141-1	1	0.5	mg/L	U	1			Tampa	2016
Paint Gun Cleaner Related Waste	Lead	180-58731-1	1	0.5	mg/L	U	1			Tulsa	2016
Paint Gun Cleaner Related Waste	Lead	180-58271-1	1	0.5	mg/L	U	1			Vinton	2016
Paint Waste	Lead	180-54776-1	1	0.5	mg/L	U	1			Chester	2016
Paint Waste	Lead	180-58677-1	1	0.5	mg/L	U	1			Clackamas	2016
Paint Waste	Lead	180-58270-1	1	0.5	mg/L	U	1			Vinton	2016
Paint Gun Cleaner Related Waste	Lead	180-65692-1	1	0.5	mg/L	U	1			Archdale	2017
Paint Waste	Lead	180-66032-1	1	0.5	mg/L	U	1			Archdale	2017
Paint Gun Cleaner Related Waste	Lead	180-68704-1	1	0.5	mg/L	U	1			Boise	2017
Paint Waste	Lead	180-65188-1	1	0.5	mg/L	U	1			Chandler	2017
Paint Gun Cleaner Related Waste	Lead	180-70322-1	1	0.5	mg/L	U	1			Chesapeake	2017
Paint Gun Cleaner Related Waste	Lead	180-69211-1	1	0.5	mg/L	U	1			Clackamas	2017
Paint Waste	Lead	180-69212-1	1	0.5	mg/L	U	1			Clackamas	2017
Paint Gun Cleaner Related Waste	Lead	180-68915-1	1	0.5	mg/L	U	1			Farmington	2017
Paint Waste	Lead	180-68464-1	1	0.5	mg/L	U	1			Los Angeles	2017
Paint Gun Cleaner Related Waste	Lead	180-69240-1	1	0.5	mg/L	U	1			Oklahoma City	2017
Paint Gun Cleaner Related Waste	Lead	180-70391-1	1	0.5	mg/L	U	1			Raleigh	2017
Paint Gun Cleaner Related Waste	Lead	180-70805-1	1	0.5	mg/L	U	1			Salisbury	2017
Paint Gun Cleaner Related Waste	Lead	180-67818-1	1	0.5	mg/L	U	1			Santa Ana	2017
Paint Gun Cleaner Related Waste	Lead	180-68566-1	1	0.5	mg/L	U	1			St Pauls	2017
Paint Waste	Lead	180-70626-1	1	0.5	mg/L	U	1	54	91	St Pauls	2017
Paint Gun Cleaner Related Waste	Lead	180-66257-1	1	0.5	mg/L	U	1			Vinton	2017
Paint Waste	Lead	180-66261-1	1	0.5	mg/L	U	1			Vinton	2017
Paint Gun Cleaner Related Waste	Lead	180-68957-1	1	0.5	mg/L	U	1			Waukesha	2017

Paint Gun Cleaner Related Waste	Lead	180-64797-1	1	0.5	mg/L	U	1	Wichita	2017
Paint Gun Cleaner Related Waste	Lead	180-60016-1	1	0.5	mg/L	U	1	Chesapeake	2017
Paint Waste	Lead	180-60015-1	1	0.5	mg/L	U	1	Chesapeake	2017
Paint Gun Cleaner Related Waste	Lead	180-60751-1	1	0.5	mg/L	U	1	Barre	2017
Paint Gun Cleaner Related Waste	Lead	180-60754-1	1	0.5	mg/L	U	1	Barre	2017
WASTE	Lead	180-81782-1	1	0.5	mg/L	U	1	Barre	2018
WASTE	Lead	180-77515-1	1	0.5	mg/L	U	1	Boise	2018
WASTE	Lead	180-78464-1	1	0.5	mg/L	U	1	Chandler	2018
WASTE	Lead	180-82562-1	1	0.5	mg/L	U	1	Farmington	2018
WASTE	Lead	180-80855-2	1	0.5	mg/L	U	1	Sacramento	2018
WASTE	Lead	180-82434-1	1	0.5	mg/L	U	1	Salisbury	2018
WASTE	Lead	180-82435-1	1	0.5	mg/L	U	1	Salisbury	2018
WASTE	Lead	180-76991-1	1	0.5	mg/L	U	1	Salt Lake City	2018
WASTE	Lead	180-82709-1	1	0.5	mg/L	U	1	St Pauls	2018
WASTE	Lead	180-82708-1	1	0.5	mg/L	U	1	St Pauls	2018
WASTE	Lead	180-79368-1	1	0.5	mg/L	U	1	Tampa	2018
WASTE	Lead	180-80380-1	1	0.5	mg/L	U	1	Tulsa	2018
WASTE	Lead	180-78693-1	1	0.5	mg/L	U	1	Vinton	2018
WASTE	Lead	180-71828-2	1	0.5	mg/L	U	1	Albuquerque	2018
WASTE	Lead	180-72258-2	1	0.5	mg/L	U	1	Chester	2018
WASTE	Lead	180-72257-1	1	0.5	mg/L	U	1	Chester	2018
WASTE	Lead	180-71597-1	1	0.5	mg/L	U	1	Santa Ana	2018
WASTE	Lead	180-74279-1	1	0.5	mg/L	U	1	Tallahassee	2018
WATER	Lead	180-76251-1	0.52	0.52	mg/L		0.1	Waukesha	2018
WASTE	Lead	180-79771-1	0.56	0.56	mg/L	J	1	Oklahoma City	2018
WASTE	Lead	180-77392-1	0.57	0.57	mg/L	J	1	Chester	2018
Paint Waste	Lead	180-60017-1	0.58	0.58	mg/L	J	1	Chesapeake	2017
WASTE	Lead	180-78694-1	0.61	0.61	mg/L	J	1	Vinton	2018
WASTE	Lead	180-77003-1	1.2	1.2	mg/L		1	Chandler	2018
WASTE	Lead	180-77390-1	1.5	1.5	mg/L		1	Chester	2018
Paint Gun Cleaner Related Waste	Lead	180-68638-1	2.3	2.3	mg/L		1	Los Angeles	2017
WASTE	Lead	180-77918-1	2.3	2.3	mg/L		1	Archdale	2018
Paint Waste	Lead	180-56412-1	7.8	7.8	mg/L		1	Farmington	2016
WASTE	Lead	180-77401-1	11	11	mg/L		1	Archdale	2018
Paint Waste	Mercury	180-58227-1	0.0002	0.0001	mg/L	U	0.0002	Chandler	2016
Paint Waste	Mercury	180-58024-1	0.0002	0.0001	mg/L	U	0.0002	Los Angeles	2016
Paint Waste	Mercury	180-58643-1	0.0002	0.0001	mg/L	U	0.0002	Sacramento	2016
Paint Waste	Mercury	180-70518-1	0.0002	0.0001	mg/L	U	0.0002	Sacramento	2017
SOLID	Mercury	180-81019-1	0.0002	0.0001	mg/L	U	0.0002	Alqubuerque	2018
SOLID	Mercury	180-80845-1	0.0002	0.0001	mg/L	U	0.0002	Sacramento	2018
Paint Gun Cleaner Related Waste	Mercury	180-58510-1	0.002	0.001	mg/L	U	0.002	Fresno	2016
Paint Gun Cleaner Related Waste	Mercury	180-57951-1	0.002	0.001	mg/L	U	0.002	Los Angeles	2016
Paint Waste	Mercury	180-69824-2	0.002	0.001	mg/L	U	0.002	Farmington	2017
Paint Gun Cleaner Related Waste	Mercury	180-65483-1	0.002	0.001	mg/L	U	0.002	Salt Lake City	2017
Paint Gun Cleaner Related Waste	Mercury	180-70521-1	0.002	0.001	mg/L	U	0.002	Sacramento	2017
WATER	Mercury	180-79869-1	0.002	0.001	mg/L	U	0.002	Los Angeles	2018
WATER	Mercury	180-79871-1	0.002	0.001	mg/L	U	0.002	Los Angeles	2018
WATER	Mercury	180-78620-1	0.002	0.001	mg/L	U	0.002	Santa Ana	2018
WATER	Mercury	180-78619-1	0.002	0.001	mg/L	U	0.002	Santa Ana	2018
WATER	Mercury	180-76251-1	0.002	0.001	mg/L	U	0.002	Waukesha	2018
WATER	Mercury	180-76250-1	0.002	0.001	mg/L	U	0.002	Wichita	2018
WASTE	Mercury	180-74281-1	0.015	0.0075	mg/L	U	0.015	Tallahassee	2018
Paint Gun Cleaner Related Waste	Mercury	180-55534-1	0.0094	0.0094	mg/L	J B	0.033	Archdale	2016
Paint Gun Cleaner Related Waste	Mercury	180-58671-1	0.0095	0.0095	mg/L	J B	0.033	Clackamas	2016
Paint Waste	Mercury	180-58270-1	0.0095	0.0095	mg/L	J B	0.033	Vinton	2016
Paint Gun Cleaner Related Waste	Mercury	180-58271-1	0.0097	0.0097	mg/L	J B	0.033	Vinton	2016
Paint Gun Cleaner Related Waste	Mercury	180-58659-1	0.01	0.01	mg/L	J B	0.033	Sacramento	2016

Paint Waste	Mercury	180-58677-1	0.01	0.01	mg/L	J B	0.033			Clackamas	2016
Paint Waste	Mercury	180-56412-1	0.012	0.012	mg/L	J B	0.033			Farmington	2016
Paint Gun Cleaner Related Waste	Mercury	180-68915-1	0.013	0.013	mg/L	J	0.033			Farmington	2017
Paint Waste	Mercury	180-70390-1	0.027	0.0135	mg/L	U	0.027			Raleigh	2017
Paint Gun Cleaner Related Waste	Mercury	180-68704-1	0.015	0.015	mg/L	J	0.033			Boise	2017
WASTE	Mercury	180-77918-1	0.016	0.016	mg/L	J	0.033			Archdale	2018
Paint Gun Cleaner Related Waste	Mercury	180-58742-1	0.033	0.0165	mg/L	U	0.033			Albuquerque	2016
Paint Gun Cleaner Related Waste	Mercury	180-52547-1	0.033	0.0165	mg/L	U	0.033			Boise	2016
Paint Gun Cleaner Related Waste	Mercury	180-53492-1	0.033	0.0165	mg/L	U	0.033			Chandler	2016
Paint Gun Cleaner Related Waste	Mercury	180-58402-1	0.033	0.0165	mg/L	U	0.033			Charlotte	2016
Paint Gun Cleaner Related Waste	Mercury	180-54775-1	0.033	0.0165	mg/L	U	0.033			Chester	2016
Paint Gun Cleaner Related Waste	Mercury	180-56458-1	0.033	0.0165	mg/L	U	0.033			Farmington	2016
Paint Gun Cleaner Related Waste	Mercury	180-58737-1	0.033	0.0165	mg/L	U	0.033			Highland	2016
Paint Gun Cleaner Related Waste	Mercury	180-53844-1	0.033	0.0165	mg/L	U	0.033			Salt Lake City	2016
Paint Gun Cleaner Related Waste	Mercury	180-58153-1	0.033	0.0165	mg/L	U	0.033			Santa Ana	2016
Paint Gun Cleaner Related Waste	Mercury	180-56002-1	0.033	0.0165	mg/L	U	0.033			St. Pauls	2016
Paint Gun Cleaner Related Waste	Mercury	180-58141-1	0.033	0.0165	mg/L	U	0.033			Tampa	2016
Paint Gun Cleaner Related Waste	Mercury	180-58731-1	0.033	0.0165	mg/L	U	0.033			Tulsa	2016
Paint Waste	Mercury	180-54776-1	0.033	0.0165	mg/L	U	0.033			Chester	2016
Paint Gun Cleaner Related Waste	Mercury	180-65692-1	0.033	0.0165	mg/L	U	0.033			Archdale	2017
Paint Waste	Mercury	180-66032-1	0.033	0.0165	mg/L	U	0.033			Archdale	2017
Paint Waste	Mercury	180-65188-1	0.033	0.0165	mg/L	U	0.033			Chandler	2017
Paint Gun Cleaner Related Waste	Mercury	180-70322-1	0.033	0.0165	mg/L	U	0.033			Chesapeake	2017
Paint Gun Cleaner Related Waste	Mercury	180-69211-1	0.033	0.0165	mg/L	U	0.033			Clackamas	2017
Paint Waste	Mercury	180-69212-1	0.033	0.0165	mg/L	U	0.033			Clackamas	2017
Paint Gun Cleaner Related Waste	Mercury	180-68638-1	0.033	0.0165	mg/L	U	0.033			Los Angeles	2017
Paint Waste	Mercury	180-68464-1	0.033	0.0165	mg/L	U *	0.033			Los Angeles	2017
Paint Gun Cleaner Related Waste	Mercury	180-69240-1	0.033	0.0165	mg/L	U	0.033			Oklahoma City	2017
Paint Gun Cleaner Related Waste	Mercury	180-70391-1	0.033	0.0165	mg/L	U	0.033			Raleigh	2017
Paint Gun Cleaner Related Waste	Mercury	180-70805-1	0.033	0.0165	mg/L	U	0.033			Salisbury	2017
Paint Gun Cleaner Related Waste	Mercury	180-67818-1	0.033	0.0165	mg/L	U	0.033	54	91	Santa Ana	2017
Paint Gun Cleaner Related Waste	Mercury	180-68566-1	0.033	0.0165	mg/L	U	0.033			St Pauls	2017
Paint Waste	Mercury	180-70626-1	0.033	0.0165	mg/L	U	0.033			St Pauls	2017
Paint Gun Cleaner Related Waste	Mercury	180-66257-1	0.033	0.0165	mg/L	U	0.033			Vinton	2017
Paint Waste	Mercury	180-66261-1	0.033	0.0165	mg/L	U	0.033			Vinton	2017
Paint Gun Cleaner Related Waste	Mercury	180-68957-1	0.033	0.0165	mg/L	U	0.033			Waukesha	2017
Paint Gun Cleaner Related Waste	Mercury	180-64797-1	0.033	0.0165	mg/L	U	0.033			Wichita	2017
Paint Gun Cleaner Related Waste	Mercury	180-60016-1	0.033	0.0165	mg/L	U	0.033			Chesapeake	2017
Paint Waste	Mercury	180-60015-1	0.033	0.0165	mg/L	U	0.033			Chesapeake	2017
Paint Gun Cleaner Related Waste	Mercury	180-60251-1	0.033	0.0165	mg/L	U	0.033			Waukesha	2017
Paint Gun Cleaner Related Waste	Mercury	180-60751-1	0.033	0.0165	mg/L	U	0.033			Barre	2017
Paint Gun Cleaner Related Waste	Mercury	180-60754-1	0.033	0.0165	mg/L	U	0.033			Barre	2017
Paint Waste	Mercury	180-60017-1	0.033	0.0165	mg/L	U	0.033			Chesapeake	2017
WASTE	Mercury	180-77401-1	0.033	0.0165	mg/L	U	0.033			Archdale	2018
WASTE	Mercury	180-81782-1	0.033	0.0165	mg/L	U	0.033			Barre	2018
WASTE	Mercury	180-77515-1	0.033	0.0165	mg/L	U	0.033			Boise	2018
WASTE	Mercury	180-77003-1	0.033	0.0165	mg/L	U	0.033			Chandler	2018
WASTE	Mercury	180-78464-1	0.033	0.0165	mg/L	U	0.033			Chandler	2018
WASTE	Mercury	180-77392-1	0.033	0.0165	mg/L	U	0.033			Chester	2018
WASTE	Mercury	180-77390-1	0.033	0.0165	mg/L	U	0.033			Chester	2018
WASTE	Mercury	180-81145-1	0.033	0.0165	mg/L	U	0.033			Farmington	2018
WASTE	Mercury	180-82562-1	0.033	0.0165	mg/L	U	0.033			Farmington	2018
WASTE	Mercury	180-79771-1	0.033	0.0165	mg/L	U	0.033			Oklahoma City	2018
WASTE	Mercury	180-80855-2	0.033	0.0165	mg/L	U	0.033			Sacramento	2018
WASTE	Mercury	180-82434-1	0.033	0.0165	mg/L	U	0.033			Salisbury	2018
WASTE	Mercury	180-82435-1	0.033	0.0165	mg/L	U	0.033			Salisbury	2018
WASTE	Mercury	180-76991-1	0.033	0.0165	mg/L	U	0.033			Salt Lake City	2018

WASTE	Mercury	180-82709-1	0.033	0.0165	mg/L	U	0.033	St Pauls	2018
WASTE	Mercury	180-82708-1	0.033	0.0165	mg/L	U	0.033	St Pauls	2018
WASTE	Mercury	180-79368-1	0.033	0.0165	mg/L	U	0.033	Tampa	2018
WASTE	Mercury	180-80380-1	0.033	0.0165	mg/L	U	0.033	Tulsa	2018
WASTE	Mercury	180-78694-1	0.033	0.0165	mg/L	U	0.033	Vinton	2018
WASTE	Mercury	180-78693-1	0.033	0.0165	mg/L	U	0.033	Vinton	2018
WASTE	Mercury	180-71828-2	0.033	0.0165	mg/L	U	0.033	Albuquerque	2018
WASTE	Mercury	180-72258-2	0.033	0.0165	mg/L	U	0.033	Chester	2018
WASTE	Mercury	180-72257-1	0.033	0.0165	mg/L	U	0.033	Chester	2018
WASTE	Mercury	180-71597-1	0.033	0.0165	mg/L	U	0.033	Santa Ana	2018
WASTE	Mercury	180-74279-1	0.033	0.0165	mg/L	U	0.033	Tallahassee	2018
Paint Waste	Methylphenol, 3 & 4	180-58227-1	0.05	0.025	mg/L	U	0.05	Chandler	2016
Paint Waste	Methylphenol, 3 & 4	180-58024-1	0.05	0.025	mg/L	U	0.05	Los Angeles	2016
Paint Waste	Methylphenol, 3 & 4	180-58643-1	0.05	0.025	mg/L	U	0.05	Sacramento	2016
Paint Gun Cleaner Related Waste	Methylphenol, 3 & 4	180-65483-1	0.05	0.025	mg/L	U	0.05	Salt Lake City	2017
Paint Gun Cleaner Related Waste	Methylphenol, 3 & 4	180-70521-1	0.05	0.025	mg/L	U	0.05	Sacramento	2017
Paint Waste	Methylphenol, 3 & 4	180-70518-1	0.05	0.025	mg/L	U	0.05	Sacramento	2017
SOLID	Methylphenol, 3 & 4	180-81019-1	0.05	0.025	mg/L	U	0.05	Alqubuerque	2018
WATER	Methylphenol, 3 & 4	180-79869-1	0.05	0.025	mg/L	U	0.05	Los Angeles	2018
SOLID	Methylphenol, 3 & 4	180-80845-1	0.05	0.025	mg/L	U	0.05	Sacramento	2018
WATER	Methylphenol, 3 & 4	180-78620-1	0.05	0.025	mg/L	U	0.05	Santa Ana	2018
WATER	Methylphenol, 3 & 4	180-78619-1	0.05	0.025	mg/L	U	0.05	Santa Ana	2018
WATER	Methylphenol, 3 & 4	180-79871-1	0.06	0.03	mg/L	U	0.06	Los Angeles	2018
Paint Gun Cleaner Related Waste	Methylphenol, 3 & 4	180-58510-1	0.25	0.125	mg/L	U	0.25	Fresno	2016
Paint Gun Cleaner Related Waste	Methylphenol, 3 & 4	180-57951-1	0.25	0.125	mg/L	U	0.25	Los Angeles	2016
WASTE	Methylphenol, 3 & 4	180-74281-1	0.46	0.23	mg/L	U	0.46	Tallahassee	2018
Paint Waste	Methylphenol, 3 & 4	180-70390-1	0.73	0.365	mg/L	U	0.73	Raleigh	2017
Paint Gun Cleaner Related Waste	Methylphenol, 3 & 4	180-58742-1	1	0.5	mg/L	U	1	Albuquerque	2016
Paint Gun Cleaner Related Waste	Methylphenol, 3 & 4	180-55534-1	1	0.5	mg/L	U	1	Archdale	2016
Paint Gun Cleaner Related Waste	Methylphenol, 3 & 4	180-52547-1	1	0.5	mg/L	U	1	Boise	2016
Paint Gun Cleaner Related Waste	Methylphenol, 3 & 4	180-53492-1	1	0.5	mg/L	U	1	Chandler	2016
Paint Gun Cleaner Related Waste	Methylphenol, 3 & 4	180-58402-1	1	0.5	mg/L	U	1	Charlotte	2016
Paint Gun Cleaner Related Waste	Methylphenol, 3 & 4	180-54775-1	1	0.5	mg/L	U	1	Chester	2016
Paint Gun Cleaner Related Waste	Methylphenol, 3 & 4	180-58671-1	1	0.5	mg/L	U	1	Clackamas	2016
Paint Gun Cleaner Related Waste	Methylphenol, 3 & 4	180-56458-1	1	0.5	mg/L	U	1	Farmington	2016
Paint Gun Cleaner Related Waste	Methylphenol, 3 & 4	180-58737-1	1	0.5	mg/L	U	1	Highland	2016
Paint Gun Cleaner Related Waste	Methylphenol, 3 & 4	180-58659-1	1	0.5	mg/L	U	1	Sacramento	2016
Paint Gun Cleaner Related Waste	Methylphenol, 3 & 4	180-53844-1	1	0.5	mg/L	U	1	Salt Lake City	2016
Paint Gun Cleaner Related Waste	Methylphenol, 3 & 4	180-58153-1	1	0.5	mg/L	U	1	Santa Ana	2016
Paint Gun Cleaner Related Waste	Methylphenol, 3 & 4	180-56002-1	1	0.5	mg/L	U	1	St. Pauls	2016
Paint Gun Cleaner Related Waste	Methylphenol, 3 & 4	180-58141-1	1	0.5	mg/L	U	1	Tampa	2016
Paint Gun Cleaner Related Waste	Methylphenol, 3 & 4	180-58731-1	1	0.5	mg/L	U	1	Tulsa	2016
Paint Gun Cleaner Related Waste	Methylphenol, 3 & 4	180-58271-1	1	0.5	mg/L	U	1	Vinton	2016
Paint Waste	Methylphenol, 3 & 4	180-54776-1	1	0.5	mg/L	U	1	Chester	2016
Paint Waste	Methylphenol, 3 & 4	180-58677-1	1	0.5	mg/L	U	1	Clackamas	2016
Paint Waste	Methylphenol, 3 & 4	180-56412-1	1	0.5	mg/L	U	1	Farmington	2016
Paint Waste	Methylphenol, 3 & 4	180-58270-1	1	0.5	mg/L	U	1	Vinton	2016
Paint Gun Cleaner Related Waste	Methylphenol, 3 & 4	180-65692-1	1	0.5	mg/L	U	1	Archdale	2017
Paint Waste	Methylphenol, 3 & 4	180-66032-1	1	0.5	mg/L	U	1	Archdale	2017
Paint Gun Cleaner Related Waste	Methylphenol, 3 & 4	180-68704-1	1	0.5	mg/L	U	1	Boise	2017
Paint Waste	Methylphenol, 3 & 4	180-65188-1	1	0.5	mg/L	U	1	Chandler	2017
Paint Gun Cleaner Related Waste	Methylphenol, 3 & 4	180-70322-1	1	0.5	mg/L	U	1	Chesapeake	2017
Paint Gun Cleaner Related Waste	Methylphenol, 3 & 4	180-69211-1	1	0.5	mg/L	U	1	Clackamas	2017
Paint Waste	Methylphenol, 3 & 4	180-69212-1	1	0.5	mg/L	U	1	Clackamas	2017
Paint Gun Cleaner Related Waste	Methylphenol, 3 & 4	180-68915-1	1	0.5	mg/L	U	1	Farmington	2017
Paint Gun Cleaner Related Waste	Methylphenol, 3 & 4	180-68638-1	1	0.5	mg/L	U	1	Los Angeles	2017
Paint Waste	Methylphenol, 3 & 4	180-68464-1	1	0.5	mg/L	U	1	Los Angeles	2017

Paint Gun Cleaner Related Waste	Methylphenol, 3 & 4	180-69240-1	1	0.5	mg/L	U	1			Oklahoma City	2017
Paint Gun Cleaner Related Waste	Methylphenol, 3 & 4	180-70391-1	1	0.5	mg/L	U	1			Raleigh	2017
Paint Gun Cleaner Related Waste	Methylphenol, 3 & 4	180-70805-1	1	0.5	mg/L	U	1			Salisbury	2017
Paint Gun Cleaner Related Waste	Methylphenol, 3 & 4	180-67818-1	1	0.5	mg/L	U	1			Santa Ana	2017
Paint Gun Cleaner Related Waste	Methylphenol, 3 & 4	180-68566-1	1	0.5	mg/L	U	1			St Pauls	2017
Paint Waste	Methylphenol, 3 & 4	180-70626-1	1	0.5	mg/L	U	1			St Pauls	2017
Paint Gun Cleaner Related Waste	Methylphenol, 3 & 4	180-66257-1	1	0.5	mg/L	U	1			Vinton	2017
Paint Waste	**Methylphenol, 3 & 4**	**180-66261-1**	**1**	**0.5**	**mg/L**	**U**	**1**	**54**	**91**	**Vinton**	**2017**
Paint Gun Cleaner Related Waste	Methylphenol, 3 & 4	180-68957-1	1	0.5	mg/L	U	1			Waukesha	2017
Paint Gun Cleaner Related Waste	Methylphenol, 3 & 4	180-64797-1	1	0.5	mg/L	U	1			Wichita	2017
Paint Gun Cleaner Related Waste	Methylphenol, 3 & 4	180-60016-1	1	0.5	mg/L	U	1			Chesapeake	2017
Paint Waste	Methylphenol, 3 & 4	180-60015-1	1	0.5	mg/L	U	1			Chesapeake	2017
Paint Gun Cleaner Related Waste	Methylphenol, 3 & 4	180-60251-1	1	0.5	mg/L	U	1			Waukesha	2017
Paint Gun Cleaner Related Waste	Methylphenol, 3 & 4	180-60751-1	1	0.5	mg/L	U	1			Barre	2017
Paint Gun Cleaner Related Waste	Methylphenol, 3 & 4	180-60754-1	1	0.5	mg/L	U	1			Barre	2017
Paint Waste	Methylphenol, 3 & 4	180-60017-1	1	0.5	mg/L	U	1			Chesapeake	2017
WASTE	Methylphenol, 3 & 4	180-77918-1	1	0.5	mg/L	U	1			Archdale	2018
WASTE	Methylphenol, 3 & 4	180-77401-1	1	0.5	mg/L	U	1			Archdale	2018
WASTE	Methylphenol, 3 & 4	180-81782-1	1	0.5	mg/L	U	1			Barre	2018
WASTE	Methylphenol, 3 & 4	180-77515-1	1	0.5	mg/L	U	1			Boise	2018
WASTE	Methylphenol, 3 & 4	180-77003-1	1	0.5	mg/L	U	1			Chandler	2018
WASTE	Methylphenol, 3 & 4	180-78464-1	1	0.5	mg/L	U	1			Chandler	2018
WASTE	Methylphenol, 3 & 4	180-77392-1	1	0.5	mg/L	U	1			Chester	2018
WASTE	Methylphenol, 3 & 4	180-77390-1	1	0.5	mg/L	U	1			Chester	2018
WASTE	Methylphenol, 3 & 4	180-81145-1	1	0.5	mg/L	U	1			Farmington	2018
WASTE	Methylphenol, 3 & 4	180-82562-1	1	0.5	mg/L	U	1			Farmington	2018
WASTE	Methylphenol, 3 & 4	180-79771-1	1	0.5	mg/L	U	1			Oklahoma City	2018
WASTE	Methylphenol, 3 & 4	180-80855-2	1	0.5	mg/L	U	1			Sacramento	2018
WASTE	Methylphenol, 3 & 4	180-82434-1	1	0.5	mg/L	U	1			Salisbury	2018
WASTE	Methylphenol, 3 & 4	180-82435-1	1	0.5	mg/L	U	1			Salisbury	2018
WASTE	Methylphenol, 3 & 4	180-76991-1	1	0.5	mg/L	U	1			Salt Lake City	2018
WASTE	Methylphenol, 3 & 4	180-82709-1	1	0.5	mg/L	U	1			St Pauls	2018
WASTE	Methylphenol, 3 & 4	180-82708-1	1	0.5	mg/L	U	1			St Pauls	2018
WASTE	Methylphenol, 3 & 4	180-79368-1	1	0.5	mg/L	U	1			Tampa	2018
WASTE	Methylphenol, 3 & 4	180-80380-1	1	0.5	mg/L	U	1			Tulsa	2018
WASTE	Methylphenol, 3 & 4	180-78694-1	1	0.5	mg/L	U	1			Vinton	2018
WASTE	Methylphenol, 3 & 4	180-78693-1	1	0.5	mg/L	U	1			Vinton	2018
WASTE	Methylphenol, 3 & 4	180-71828-2	1	0.5	mg/L	U	1			Albuquerque	2018
WASTE	Methylphenol, 3 & 4	180-72258-2	1	0.5	mg/L	U	1			Chester	2018
WASTE	Methylphenol, 3 & 4	180-72257-1	1	0.5	mg/L	U	1			Chester	2018
WASTE	Methylphenol, 3 & 4	180-71597-1	1	0.5	mg/L	U	1			Santa Ana	2018
WASTE	Methylphenol, 3 & 4	180-74279-1	1	0.5	mg/L	U	1			Tallahassee	2018
Paint Waste	Methylphenol, 3 & 4	180-69824-1	2	1	mg/L	U	2			Farmington	2017
WATER	Methylphenol, 3 & 4	180-76250-1	3.1	1.55	mg/L	U	3.1			Wichita	2018
WATER	Methylphenol, 3 & 4	180-76251-1	3.4	1.7	mg/L	U	3.4			Waukesha	2018
Paint Waste	Nitrobenzene	180-58227-1	0.05	0.025	mg/L	U	0.05			Chandler	2016
Paint Waste	Nitrobenzene	180-58024-1	0.05	0.025	mg/L	U	0.05			Los Angeles	2016
Paint Waste	Nitrobenzene	180-58643-1	0.05	0.025	mg/L	U	0.05			Sacramento	2016
Paint Gun Cleaner Related Waste	Nitrobenzene	180-65483-1	0.05	0.025	mg/L	U	0.05			Salt Lake City	2017
Paint Gun Cleaner Related Waste	Nitrobenzene	180-70521-1	0.05	0.025	mg/L	U	0.05			Sacramento	2017
Paint Waste	Nitrobenzene	180-70518-1	0.05	0.025	mg/L	U	0.05			Sacramento	2017
SOLID	Nitrobenzene	180-81019-1	0.05	0.025	mg/L	U	0.05			Alqubuerque	2018
WATER	Nitrobenzene	180-79869-1	0.05	0.025	mg/L	U	0.05			Los Angeles	2018
SOLID	Nitrobenzene	180-80845-1	0.05	0.025	mg/L	U	0.05			Sacramento	2018
WATER	Nitrobenzene	180-78620-1	0.05	0.025	mg/L	U	0.05			Santa Ana	2018
WATER	Nitrobenzene	180-78619-1	0.05	0.025	mg/L	U	0.05			Santa Ana	2018
WATER	Nitrobenzene	180-79871-1	0.06	0.03	mg/L	U	0.06			Los Angeles	2018

Paint Gun Cleaner Related Waste	Nitrobenzene	180-58510-1	0.25	0.125	mg/L	U	0.25			Fresno	2016
Paint Gun Cleaner Related Waste	Nitrobenzene	180-57951-1	0.25	0.125	mg/L	U	0.25			Los Angeles	2016
WASTE	Nitrobenzene	180-74281-1	0.46	0.23	mg/L	U	0.46			Tallahassee	2018
Paint Waste	Nitrobenzene	180-70390-1	0.73	0.365	mg/L	U	0.73			Raleigh	2017
Paint Gun Cleaner Related Waste	Nitrobenzene	180-58742-1	1	0.5	mg/L	U	1			Albuquerque	2016
Paint Gun Cleaner Related Waste	Nitrobenzene	180-55534-1	1	0.5	mg/L	U	1			Archdale	2016
Paint Gun Cleaner Related Waste	Nitrobenzene	180-52547-1	1	0.5	mg/L	U	1			Boise	2016
Paint Gun Cleaner Related Waste	Nitrobenzene	180-53492-1	1	0.5	mg/L	U	1			Chandler	2016
Paint Gun Cleaner Related Waste	Nitrobenzene	180-58402-1	1	0.5	mg/L	U	1			Charlotte	2016
Paint Gun Cleaner Related Waste	Nitrobenzene	180-54775-1	1	0.5	mg/L	U	1			Chester	2016
Paint Gun Cleaner Related Waste	Nitrobenzene	180-58671-1	1	0.5	mg/L	U	1			Clackamas	2016
Paint Gun Cleaner Related Waste	Nitrobenzene	180-56458-1	1	0.5	mg/L	U	1			Farmington	2016
Paint Gun Cleaner Related Waste	Nitrobenzene	180-58737-1	1	0.5	mg/L	U	1			Highland	2016
Paint Gun Cleaner Related Waste	Nitrobenzene	180-58659-1	1	0.5	mg/L	U	1			Sacramento	2016
Paint Gun Cleaner Related Waste	Nitrobenzene	180-53844-1	1	0.5	mg/L	U	1			Salt Lake City	2016
Paint Gun Cleaner Related Waste	Nitrobenzene	180-58153-1	1	0.5	mg/L	U	1			Santa Ana	2016
Paint Gun Cleaner Related Waste	Nitrobenzene	180-56002-1	1	0.5	mg/L	U	1			St. Pauls	2016
Paint Gun Cleaner Related Waste	Nitrobenzene	180-58141-1	1	0.5	mg/L	U	1			Tampa	2016
Paint Gun Cleaner Related Waste	Nitrobenzene	180-58731-1	1	0.5	mg/L	U	1			Tulsa	2016
Paint Gun Cleaner Related Waste	Nitrobenzene	180-58271-1	1	0.5	mg/L	U	1			Vinton	2016
Paint Waste	Nitrobenzene	180-54776-1	1	0.5	mg/L	U	1			Chester	2016
Paint Waste	Nitrobenzene	180-58677-1	1	0.5	mg/L	U	1			Clackamas	2016
Paint Waste	Nitrobenzene	180-56412-1	1	0.5	mg/L	U	1			Farmington	2016
Paint Waste	Nitrobenzene	180-58270-1	1	0.5	mg/L	U	1			Vinton	2016
Paint Gun Cleaner Related Waste	Nitrobenzene	180-65692-1	1	0.5	mg/L	U	1			Archdale	2017
Paint Waste	Nitrobenzene	180-66032-1	1	0.5	mg/L	U	1			Archdale	2017
Paint Gun Cleaner Related Waste	Nitrobenzene	180-68704-1	1	0.5	mg/L	U	1			Boise	2017
Paint Waste	Nitrobenzene	180-65188-1	1	0.5	mg/L	U	1			Chandler	2017
Paint Gun Cleaner Related Waste	Nitrobenzene	180-70322-1	1	0.5	mg/L	U	1			Chesapeake	2017
Paint Gun Cleaner Related Waste	Nitrobenzene	180-69211-1	1	0.5	mg/L	U	1			Clackamas	2017
Paint Waste	Nitrobenzene	180-69212-1	1	0.5	mg/L	U	1			Clackamas	2017
Paint Gun Cleaner Related Waste	Nitrobenzene	180-68915-1	1	0.5	mg/L	U	1			Farmington	2017
Paint Gun Cleaner Related Waste	Nitrobenzene	180-68638-1	1	0.5	mg/L	U	1			Los Angeles	2017
Paint Waste	Nitrobenzene	180-68464-1	1	0.5	mg/L	U	1			Los Angeles	2017
Paint Gun Cleaner Related Waste	Nitrobenzene	180-69240-1	1	0.5	mg/L	U	1			Oklahoma City	2017
Paint Gun Cleaner Related Waste	Nitrobenzene	180-70391-1	1	0.5	mg/L	U	1			Raleigh	2017
Paint Gun Cleaner Related Waste	Nitrobenzene	180-70805-1	1	0.5	mg/L	U	1			Salisbury	2017
Paint Gun Cleaner Related Waste	Nitrobenzene	180-67818-1	1	0.5	mg/L	U	1			Santa Ana	2017
Paint Gun Cleaner Related Waste	Nitrobenzene	180-68566-1	1	0.5	mg/L	U	1			St Pauls	2017
Paint Waste	Nitrobenzene	180-70626-1	1	0.5	mg/L	U	1			St Pauls	2017
Paint Gun Cleaner Related Waste	Nitrobenzene	180-66257-1	1	0.5	mg/L	U	1			Vinton	2017
Paint Waste	Nitrobenzene	180-66261-1	1	0.5	mg/L	U	1	54	91	Vinton	2017
Paint Gun Cleaner Related Waste	Nitrobenzene	180-68957-1	1	0.5	mg/L	U	1			Waukesha	2017
Paint Gun Cleaner Related Waste	Nitrobenzene	180-64797-1	1	0.5	mg/L	U	1			Wichita	2017
Paint Gun Cleaner Related Waste	Nitrobenzene	180-60016-1	1	0.5	mg/L	U	1			Chesapeake	2017
Paint Waste	Nitrobenzene	180-60015-1	1	0.5	mg/L	U	1			Chesapeake	2017
Paint Gun Cleaner Related Waste	Nitrobenzene	180-60251-1	1	0.5	mg/L	U	1			Waukesha	2017
Paint Gun Cleaner Related Waste	Nitrobenzene	180-60751-1	1	0.5	mg/L	U	1			Barre	2017
Paint Gun Cleaner Related Waste	Nitrobenzene	180-60754-1	1	0.5	mg/L	U	1			Barre	2017
Paint Waste	Nitrobenzene	180-60017-1	1	0.5	mg/L	U	1			Chesapeake	2017
WASTE	Nitrobenzene	180-77918-1	1	0.5	mg/L	U	1			Archdale	2018
WASTE	Nitrobenzene	180-77401-1	1	0.5	mg/L	U	1			Archdale	2018
WASTE	Nitrobenzene	180-81782-1	1	0.5	mg/L	U *	1			Barre	2018
WASTE	Nitrobenzene	180-77515-1	1	0.5	mg/L	U	1			Boise	2018
WASTE	Nitrobenzene	180-77003-1	1	0.5	mg/L	U	1			Chandler	2018
WASTE	Nitrobenzene	180-78464-1	1	0.5	mg/L	U	1			Chandler	2018
WASTE	Nitrobenzene	180-77392-1	1	0.5	mg/L	U	1			Chester	2018

WASTE	Nitrobenzene	180-77390-1	1	0.5	mg/L	U	1	Chester	2018
WASTE	Nitrobenzene	180-81145-1	1	0.5	mg/L	U	1	Farmington	2018
WASTE	Nitrobenzene	180-82562-1	1	0.5	mg/L	U	1	Farmington	2018
WASTE	Nitrobenzene	180-79771-1	1	0.5	mg/L	U	1	Oklahoma City	2018
WASTE	Nitrobenzene	180-80855-2	1	0.5	mg/L	U	1	Sacramento	2018
WASTE	Nitrobenzene	180-82434-1	1	0.5	mg/L	U	1	Salisbury	2018
WASTE	Nitrobenzene	180-82435-1	1	0.5	mg/L	U	1	Salisbury	2018
WASTE	Nitrobenzene	180-76991-1	1	0.5	mg/L	U	1	Salt Lake City	2018
WASTE	Nitrobenzene	180-82709-1	1	0.5	mg/L	U	1	St Pauls	2018
WASTE	Nitrobenzene	180-82708-1	1	0.5	mg/L	U	1	St Pauls	2018
WASTE	Nitrobenzene	180-79368-1	1	0.5	mg/L	U	1	Tampa	2018
WASTE	Nitrobenzene	180-80380-1	1	0.5	mg/L	U	1	Tulsa	2018
WASTE	Nitrobenzene	180-78694-1	1	0.5	mg/L	U	1	Vinton	2018
WASTE	Nitrobenzene	180-78693-1	1	0.5	mg/L	U	1	Vinton	2018
WASTE	Nitrobenzene	180-71828-2	1	0.5	mg/L	U	1	Albuquerque	2018
WASTE	Nitrobenzene	180-72258-2	1	0.5	mg/L	U	1	Chester	2018
WASTE	Nitrobenzene	180-72257-1	1	0.5	mg/L	U	1	Chester	2018
WASTE	Nitrobenzene	180-71597-1	1	0.5	mg/L	U	1	Santa Ana	2018
WASTE	Nitrobenzene	180-74279-1	1	0.5	mg/L	U	1	Tallahassee	2018
Paint Waste	Nitrobenzene	180-69824-1	2	1	mg/L	U	2	Farmington	2017
WATER	Nitrobenzene	180-76250-1	3.1	1.55	mg/L	U	3.1	Wichita	2018
WATER	Nitrobenzene	180-76251-1	3.4	1.7	mg/L	U	3.4	Waukesha	2018
Paint Gun Cleaner Related Waste	Pentachlorophenol	180-58742-1	0.13	0.065	mg/L	U	0.13	Albuquerque	2016
Paint Gun Cleaner Related Waste	Pentachlorophenol	180-55534-1	0.13	0.065	mg/L	U	0.13	Archdale	2016
Paint Gun Cleaner Related Waste	Pentachlorophenol	180-52547-1	0.13	0.065	mg/L	U	0.13	Boise	2016
Paint Gun Cleaner Related Waste	Pentachlorophenol	180-53492-1	0.13	0.065	mg/L	U	0.13	Chandler	2016
Paint Gun Cleaner Related Waste	Pentachlorophenol	180-58402-1	0.13	0.065	mg/L	U	0.13	Charlotte	2016
Paint Gun Cleaner Related Waste	Pentachlorophenol	180-54775-1	0.13	0.065	mg/L	U	0.13	Chester	2016
Paint Gun Cleaner Related Waste	Pentachlorophenol	180-58671-1	0.13	0.065	mg/L	U	0.13	Clackamas	2016
Paint Gun Cleaner Related Waste	Pentachlorophenol	180-56458-1	0.13	0.065	mg/L	U	0.13	Farmington	2016
Paint Gun Cleaner Related Waste	Pentachlorophenol	180-58737-1	0.13	0.065	mg/L	U	0.13	Highland	2016
Paint Gun Cleaner Related Waste	Pentachlorophenol	180-58659-1	0.13	0.065	mg/L	U	0.13	Sacramento	2016
Paint Gun Cleaner Related Waste	Pentachlorophenol	180-53844-1	0.13	0.065	mg/L	U	0.13	Salt Lake City	2016
Paint Gun Cleaner Related Waste	Pentachlorophenol	180-58153-1	0.13	0.065	mg/L	U	0.13	Santa Ana	2016
Paint Gun Cleaner Related Waste	Pentachlorophenol	180-56002-1	0.13	0.065	mg/L	U	0.13	St. Pauls	2016
Paint Gun Cleaner Related Waste	Pentachlorophenol	180-58141-1	0.13	0.065	mg/L	U	0.13	Tampa	2016
Paint Gun Cleaner Related Waste	Pentachlorophenol	180-58731-1	0.13	0.065	mg/L	U	0.13	Tulsa	2016
Paint Gun Cleaner Related Waste	Pentachlorophenol	180-58271-1	0.13	0.065	mg/L	U	0.13	Vinton	2016
Paint Waste	Pentachlorophenol	180-54776-1	0.13	0.065	mg/L	U	0.13	Chester	2016
Paint Waste	Pentachlorophenol	180-58677-1	0.13	0.065	mg/L	U	0.13	Clackamas	2016
Paint Waste	Pentachlorophenol	180-56412-1	0.13	0.065	mg/L	U	0.13	Farmington	2016
Paint Waste	Pentachlorophenol	180-58270-1	0.13	0.065	mg/L	U	0.13	Vinton	2016
Paint Gun Cleaner Related Waste	Pentachlorophenol	180-65692-1	0.13	0.065	mg/L	U	0.13	Archdale	2017
Paint Waste	Pentachlorophenol	180-66032-1	0.13	0.065	mg/L	U	0.13	Archdale	2017
Paint Gun Cleaner Related Waste	Pentachlorophenol	180-68704-1	0.13	0.065	mg/L	U	0.13	Boise	2017
Paint Waste	Pentachlorophenol	180-65188-1	0.13	0.065	mg/L	U	0.13	Chandler	2017
Paint Gun Cleaner Related Waste	Pentachlorophenol	180-70322-1	0.13	0.065	mg/L	U	0.13	Chesapeake	2017
Paint Gun Cleaner Related Waste	Pentachlorophenol	180-69211-1	0.13	0.065	mg/L	U	0.13	Clackamas	2017
Paint Waste	Pentachlorophenol	180-69212-1	0.13	0.065	mg/L	U	0.13	Clackamas	2017
Paint Gun Cleaner Related Waste	Pentachlorophenol	180-68915-1	0.13	0.065	mg/L	U	0.13	Farmington	2017
Paint Gun Cleaner Related Waste	Pentachlorophenol	180-68638-1	0.13	0.065	mg/L	U	0.13	Los Angeles	2017
Paint Waste	Pentachlorophenol	180-68464-1	0.13	0.065	mg/L	U	0.13	Los Angeles	2017
Paint Gun Cleaner Related Waste	Pentachlorophenol	180-69240-1	0.13	0.065	mg/L	U	0.13	Oklahoma City	2017
Paint Gun Cleaner Related Waste	Pentachlorophenol	180-70391-1	0.13	0.065	mg/L	U	0.13	Raleigh	2017
Paint Gun Cleaner Related Waste	Pentachlorophenol	180-70805-1	0.13	0.065	mg/L	U	0.13	Salisbury	2017
Paint Gun Cleaner Related Waste	Pentachlorophenol	180-67818-1	0.13	0.065	mg/L	U	0.13	Santa Ana	2017
Paint Gun Cleaner Related Waste	Pentachlorophenol	180-68566-1	0.13	0.065	mg/L	U	0.13	St Pauls	2017

Paint Waste	Pentachlorophenol	180-70626-1	0.13	0.065	mg/L	U	0.13			St Pauls	2017
Paint Gun Cleaner Related Waste	Pentachlorophenol	180-66257-1	0.13	0.065	mg/L	U	0.13			Vinton	2017
Paint Waste	Pentachlorophenol	180-66261-1	0.13	0.065	mg/L	U	0.13			Vinton	2017
Paint Gun Cleaner Related Waste	Pentachlorophenol	180-68957-1	0.13	0.065	mg/L	U	0.13			Waukesha	2017
Paint Gun Cleaner Related Waste	Pentachlorophenol	180-64797-1	0.13	0.065	mg/L	U *	0.13			Wichita	2017
Paint Gun Cleaner Related Waste	Pentachlorophenol	180-60016-1	0.13	0.065	mg/L	U	0.13			Chesapeake	2017
Paint Waste	Pentachlorophenol	180-60015-1	0.13	0.065	mg/L	U	0.13			Chesapeake	2017
Paint Gun Cleaner Related Waste	Pentachlorophenol	180-60251-1	0.13	0.065	mg/L	U	0.13			Waukesha	2017
Paint Gun Cleaner Related Waste	Pentachlorophenol	180-60751-1	0.13	0.065	mg/L	U	0.13			Barre	2017
Paint Gun Cleaner Related Waste	Pentachlorophenol	180-60754-1	0.13	0.065	mg/L	U	0.13			Barre	2017
Paint Waste	Pentachlorophenol	180-60017-1	0.13	0.065	mg/L	U	0.13			Chesapeake	2017
WASTE	Pentachlorophenol	180-77918-1	0.13	0.065	mg/L	U	0.13			Archdale	2018
WASTE	Pentachlorophenol	180-77401-1	0.13	0.065	mg/L	U	0.13			Archdale	2018
WASTE	Pentachlorophenol	180-81782-1	0.13	0.065	mg/L	U	0.13			Barre	2018
WASTE	Pentachlorophenol	180-77515-1	0.13	0.065	mg/L	U	0.13			Boise	2018
WASTE	Pentachlorophenol	180-77003-1	0.13	0.065	mg/L	U	0.13			Chandler	2018
WASTE	Pentachlorophenol	180-78464-1	0.13	0.065	mg/L	U	0.13			Chandler	2018
WASTE	Pentachlorophenol	180-77392-1	0.13	0.065	mg/L	U	0.13			Chester	2018
WASTE	Pentachlorophenol	180-77390-1	0.13	0.065	mg/L	U	0.13	54	91	Chester	2018
WASTE	Pentachlorophenol	180-81145-1	0.13	0.065	mg/L	U	0.13			Farmington	2018
WASTE	Pentachlorophenol	180-82562-1	0.13	0.065	mg/L	U	0.13			Farmington	2018
WASTE	Pentachlorophenol	180-79771-1	0.13	0.065	mg/L	U *	0.13			Oklahoma City	2018
WASTE	Pentachlorophenol	180-80855-2	0.13	0.065	mg/L	U	0.13			Sacramento	2018
WASTE	Pentachlorophenol	180-82434-1	0.13	0.065	mg/L	U	0.13			Salisbury	2018
WASTE	Pentachlorophenol	180-82435-1	0.13	0.065	mg/L	U	0.13			Salisbury	2018
WASTE	Pentachlorophenol	180-76991-1	0.13	0.065	mg/L	U	0.13			Salt Lake City	2018
WASTE	Pentachlorophenol	180-82709-1	0.13	0.065	mg/L	U	0.13			St Pauls	2018
WASTE	Pentachlorophenol	180-82708-1	0.13	0.065	mg/L	U	0.13			St Pauls	2018
WASTE	Pentachlorophenol	180-79368-1	0.13	0.065	mg/L	U	0.13			Tampa	2018
WASTE	Pentachlorophenol	180-80380-1	0.13	0.065	mg/L	U	0.13			Tulsa	2018
WASTE	Pentachlorophenol	180-78694-1	0.13	0.065	mg/L	U	0.13			Vinton	2018
WASTE	Pentachlorophenol	180-78693-1	0.13	0.065	mg/L	U	0.13			Vinton	2018
WASTE	Pentachlorophenol	180-71828-2	0.13	0.065	mg/L	U	0.13			Albuquerque	2018
WASTE	Pentachlorophenol	180-72258-2	0.13	0.065	mg/L	U	0.13			Chester	2018
WASTE	Pentachlorophenol	180-72257-1	0.13	0.065	mg/L	U	0.13			Chester	2018
WASTE	Pentachlorophenol	180-71597-1	0.13	0.065	mg/L	U	0.13			Santa Ana	2018
WASTE	Pentachlorophenol	180-74281-1	0.13	0.065	mg/L	U	0.13			Tallahassee	2018
WASTE	Pentachlorophenol	180-74279-1	0.13	0.065	mg/L	U	0.13			Tallahassee	2018
Paint Waste	Pentachlorophenol	180-70390-1	0.16	0.08	mg/L	U	0.16			Raleigh	2017
Paint Waste	Pentachlorophenol	180-58227-1	0.25	0.125	mg/L	U	0.25			Chandler	2016
Paint Waste	Pentachlorophenol	180-58024-1	0.25	0.125	mg/L	U	0.25			Los Angeles	2016
Paint Waste	Pentachlorophenol	180-58643-1	0.25	0.125	mg/L	U	0.25			Sacramento	2016
Paint Gun Cleaner Related Waste	Pentachlorophenol	180-65483-1	0.25	0.125	mg/L	U	0.25			Salt Lake City	2017
Paint Gun Cleaner Related Waste	Pentachlorophenol	180-70521-1	0.25	0.125	mg/L	U	0.25			Sacramento	2017
Paint Waste	Pentachlorophenol	180-70518-1	0.25	0.125	mg/L	U	0.25			Sacramento	2017
SOLID	Pentachlorophenol	180-81019-1	0.25	0.125	mg/L	U	0.25			Alqubuerque	2018
WATER	Pentachlorophenol	180-79869-1	0.25	0.125	mg/L	U	0.25			Los Angeles	2018
SOLID	Pentachlorophenol	180-80845-1	0.25	0.125	mg/L	U	0.25			Sacramento	2018
WATER	Pentachlorophenol	180-78620-1	0.25	0.125	mg/L	U	0.25			Santa Ana	2018
WATER	Pentachlorophenol	180-78619-1	0.25	0.125	mg/L	U	0.25			Santa Ana	2018
WATER	Pentachlorophenol	180-79871-1	0.3	0.15	mg/L	U	0.3			Los Angeles	2018
Paint Gun Cleaner Related Waste	Pentachlorophenol	180-58510-1	1.3	0.65	mg/L	U	1.3			Fresno	2016
Paint Gun Cleaner Related Waste	Pentachlorophenol	180-57951-1	1.3	0.65	mg/L	U	1.3			Los Angeles	2016
Paint Waste	Pentachlorophenol	180-69824-1	10	5	mg/L	U	10			Farmington	2017
WATER	Pentachlorophenol	180-76250-1	16	8	mg/L	U	16			Wichita	2018
WATER	Pentachlorophenol	180-76251-1	17	8.5	mg/L	U	17			Waukesha	2018
Paint Gun Cleaner Related Waste	pH	180-60754-1	3.3	3.3	SU	H	0.1			Barre	2017

Paint Gun Cleaner Related Waste	pH	180-70391-1	3.8	3.8	SU		0.1			Raleigh	2017
Paint Gun Cleaner Related Waste	pH	180-69240-1	4	4	SU	H	0.1			Oklahoma City	2017
Paint Waste	pH	180-70626-1	4.1	4.1	SU		0.1			St Pauls	2017
Paint Gun Cleaner Related Waste	pH	180-68915-1	4.2	4.2	SU	H	0.1			Farmington	2017
Paint Gun Cleaner Related Waste	pH	180-69211-1	4.3	4.3	SU	H	0.1			Clackamas	2017
WASTE	pH	180-80380-1	4.3	4.3	SU	HF	0.1			Tulsa	2018
WASTE	pH	180-77515-1	4.4	4.4	SU	HF	0.1			Boise	2018
WASTE	pH	180-82434-1	4.5	4.5	SU	HF	0.1			Salisbury	2018
WASTE	pH	180-79368-1	4.5	4.5	SU	HF	0.1			Tampa	2018
WASTE	pH	180-72258-2	4.5	4.5	SU	HF	0.1			Chester	2018
Paint Gun Cleaner Related Waste	pH	180-58742-1	4.6	4.6	No Units		0.1			Albuquerque	2016
SOLID	pH	180-80845-1	4.6	4.6	SU	HF	0.1			Sacramento	2018
WASTE	pH	180-77918-1	4.7	4.7	SU	HF	0.1			Archdale	2018
WASTE	pH	180-77401-1	4.7	4.7	SU	HF	0.1			Archdale	2018
WASTE	pH	180-79771-1	4.7	4.7	SU	HF	0.1			Oklahoma City	2018
WASTE	pH	180-82709-1	4.7	4.7	SU	HF	0.1			St Pauls	2018
WASTE	pH	180-78694-1	4.8	4.8	SU	HF	0.1			Vinton	2018
Paint Gun Cleaner Related Waste	pH	180-58402-1	4.9	4.9	No Units	H	0.1			Charlotte	2016
WASTE	pH	180-82708-1	4.9	4.9	SU	HF	0.1			St Pauls	2018
Paint Waste	pH	180-66032-1	5	5	SU		0.1			Archdale	2017
Paint Gun Cleaner Related Waste	pH	180-60016-1	5.1	5.1	SU	H	0.1			Chesapeake	2017
WASTE	pH	180-82435-1	5.1	5.1	SU	HF	0.1			Salisbury	2018
WASTE	pH	180-81782-1	5.2	5.2	SU	HF	0.1			Barre	2018
WASTE	pH	180-77390-1	5.2	5.2	SU	HF	0.1			Chester	2018
Paint Gun Cleaner Related Waste	pH	180-68704-1	5.3	5.3	SU	H	0.1			Boise	2017
Paint Gun Cleaner Related Waste	pH	180-67818-1	5.3	5.3	SU		0.1			Santa Ana	2017
Paint Gun Cleaner Related Waste	pH	180-70805-1	5.5	5.5	SU	H	0.1			Salisbury	2017
WASTE	pH	180-71828-2	5.5	5.5	SU	HF	0.1			Albuquerque	2018
Paint Gun Cleaner Related Waste	pH	180-58141-1	5.6	5.6	No Units	H	0.1			Tampa	2016
Paint Gun Cleaner Related Waste	pH	180-68957-1	5.6	5.6	SU	H	0.1			Waukesha	2017
WASTE	pH	180-77003-1	5.6	5.6	SU	HF	0.1			Chandler	2018
Paint Gun Cleaner Related Waste	pH	180-68566-1	5.7	5.7	SU	H	0.1			St Pauls	2017
Paint Waste	pH	180-60015-1	5.7	5.7	SU	H	0.1			Chesapeake	2017
Paint Gun Cleaner Related Waste	pH	180-58671-1	5.8	5.8	No Units	H	0.1			Clackamas	2016
WASTE	pH	180-74279-1	5.8	5.8	SU	HF	0.1			Tallahassee	2018
Paint Waste	pH	180-58270-1	5.9	5.9	No Units	H	0.1			Vinton	2016
WASTE	pH	180-81145-1	6	6	SU	HF	0.1			Farmington	2018
Paint Waste	pH	180-56412-1	6.06	6.06	No Units		0.1			Farmington	2016
Paint Gun Cleaner Related Waste	pH	180-60751-1	6.1	6.1	SU	H	0.1			Barre	2017
WASTE	pH	180-77392-1	6.3	6.3	SU	HF	0.1			Chester	2018
WASTE	pH	180-82562-1	6.3	6.3	SU	HF	0.1			Farmington	2018
WASTE	pH	180-72257-1	6.3	6.3	SU	HF	0.1			Chester	2018
Paint Gun Cleaner Related Waste	pH	180-58659-1	6.4	6.4	No Units	H	0.1			Sacramento	2016
Paint Waste	pH	180-70518-1	6.4	6.4	SU	HF	0.1			Sacramento	2017
Paint Gun Cleaner Related Waste	pH	180-58153-1	6.5	6.5	No Units	H	0.1			Santa Ana	2016
Paint Waste	pH	180-65188-1	6.5	6.5	SU	H	0.1			Chandler	2017
Paint Gun Cleaner Related Waste	pH	180-64797-1	6.6	6.6	SU	H	0.1			Wichita	2017
Paint Waste	pH	180-58643-1	6.7	6.7	No Units	HF	0.1			Sacramento	2016
Paint Waste	pH	180-70390-1	6.7	6.7	SU	H	0.1			Raleigh	2017
Paint Waste	pH	180-58227-1	6.8	6.8	No Units	HF	0.1			Chandler	2016
WATER	pH	180-76251-1	6.8	6.8	SU	HF	0.1			Waukesha	2018
Paint Waste	pH	180-54776-1	6.83	6.83	No Units	H	0.1			Chester	2016
Paint Waste	**pH**	**180-58677-1**	**6.9**	**6.9**	**No Units**	**H**	**0.1**	**54**	**91**	**Clackamas**	**2016**
Paint Gun Cleaner Related Waste	pH	180-65692-1	6.9	6.9	SU	H	0.1			Archdale	2017
Paint Waste	pH	180-69212-1	6.9	6.9	SU	H	0.1			Clackamas	2017
Paint Gun Cleaner Related Waste	pH	180-68638-1	6.9	6.9	SU	H	0.1			Los Angeles	2017
WASTE	pH	180-80855-2	6.9	6.9	SU	HF	0.1			Sacramento	2018

Paint Gun Cleaner Related Waste	pH	180-54775-1	6.97	6.97	No Units	H	0.1	Chester	2016
Paint Gun Cleaner Related Waste	pH	180-57951-1	7	7	No Units	HF	0.1	Los Angeles	2016
Paint Waste	pH	180-60017-1	7	7	SU	H	0.1	Chesapeake	2017
WASTE	pH	180-76991-1	7	7	SU	HF	0.1	Salt Lake City	2018
WASTE	pH	180-78693-1	7	7	SU	HF	0.1	Vinton	2018
Paint Gun Cleaner Related Waste	pH	180-60251-1	7.1	7.1	SU	H	0.1	Waukesha	2017
WASTE	pH	180-71597-1	7.1	7.1	SU	H	0.1	Santa Ana	2018
Paint Gun Cleaner Related Waste	pH	180-56458-1	7.18	7.18	No Units		0.1	Farmington	2016
Paint Waste	pH	180-69824-2	7.2	7.2	SU	HF	0.1	Farmington	2017
SOLID	pH	180-81019-1	7.2	7.2	SU	HF	0.1	Alqubuerque	2018
Paint Gun Cleaner Related Waste	pH	180-55534-1	7.24	7.24	No Units		0.1	Archdale	2016
Paint Waste	pH	180-66261-1	7.3	7.3	SU	H	0.1	Vinton	2017
WATER	pH	180-79869-1	7.3	7.3	SU	HF	0.1	Los Angeles	2018
WATER	pH	180-78619-1	7.5	7.5	SU	HF	0.1	Santa Ana	2018
WATER	pH	180-79871-1	7.6	7.6	SU	HF	0.1	Los Angeles	2018
Paint Waste	pH	180-68464-1	7.7	7.7	SU	H	0.1	Los Angeles	2017
Paint Gun Cleaner Related Waste	pH	180-70322-1	7.8	7.8	SU		0.1	Chesapeake	2017
Paint Gun Cleaner Related Waste	pH	180-58510-1	8	8	No Units	HF	0.1	Fresno	2016
Paint Waste	pH	180-58024-1	8	8	No Units	HF	0.1	Los Angeles	2016
WATER	pH	180-78620-1	8	8	SU	HF	0.1	Santa Ana	2018
Paint Gun Cleaner Related Waste	pH	180-66257-1	8.3	8.3	SU	H	0.1	Vinton	2017
Paint Gun Cleaner Related Waste	pH	180-70521-1	8.4	8.4	SU	HF	0.1	Sacramento	2017
WATER	pH	180-76250-1	8.4	8.4	SU	HF	0.1	Wichita	2018
Paint Gun Cleaner Related Waste	pH	180-53844-1	8.41	8.41	No Units		0.1	Salt Lake City	2016
WASTE	pH	180-74281-1	8.5	8.5	SU	HF	0.1	Tallahassee	2018
WASTE	pH	180-78464-1	8.8	8.8	SU	HF	0.1	Chandler	2018
Paint Gun Cleaner Related Waste	pH	180-58731-1	8.9	8.9	No Units	H	0.1	Tulsa	2016
Paint Gun Cleaner Related Waste	pH	180-58271-1	9	9	No Units	H	0.1	Vinton	2016
Paint Gun Cleaner Related Waste	pH	180-56002-1	9.02	9.02	No Units		0.1	St. Pauls	2016
Paint Gun Cleaner Related Waste	pH	180-65483-1	9.1	9.1	SU	HF	0.1	Salt Lake City	2017
Paint Gun Cleaner Related Waste	pH	180-53492-1	9.2	9.2	No Units		0.1	Chandler	2016
Paint Gun Cleaner Related Waste	pH	180-52547-1	10.2	10.2	No Units	H	0.1	Boise	2016
Paint Gun Cleaner Related Waste	pH	180-58737-1	10.6	10.6	No Units	H	0.1	Highland	2016
Paint Waste	Pyridine	180-58227-1	0.1	0.05	mg/L	U	0.1	Chandler	2016
Paint Waste	Pyridine	180-58024-1	0.1	0.05	mg/L	U	0.1	Los Angeles	2016
Paint Waste	Pyridine	180-58643-1	0.1	0.05	mg/L	U	0.1	Sacramento	2016
Paint Gun Cleaner Related Waste	Pyridine	180-65483-1	0.1	0.05	mg/L	U	0.1	Salt Lake City	2017
Paint Gun Cleaner Related Waste	Pyridine	180-70521-1	0.1	0.05	mg/L	U	0.1	Sacramento	2017
Paint Waste	Pyridine	180-70518-1	0.1	0.05	mg/L	U	0.1	Sacramento	2017
SOLID	Pyridine	180-81019-1	0.1	0.05	mg/L	U	0.1	Alqubuerque	2018
WATER	Pyridine	180-79869-1	0.1	0.05	mg/L	U	0.1	Los Angeles	2018
SOLID	Pyridine	180-80845-1	0.1	0.05	mg/L	U	0.1	Sacramento	2018
WATER	Pyridine	180-78620-1	0.1	0.05	mg/L	U	0.1	Santa Ana	2018
WATER	Pyridine	180-78619-1	0.1	0.05	mg/L	U	0.1	Santa Ana	2018
WATER	Pyridine	180-79871-1	0.12	0.06	mg/L	U	0.12	Los Angeles	2018
WASTE	Pyridine	180-74281-1	0.49	0.245	mg/L	U	0.49	Tallahassee	2018
Paint Gun Cleaner Related Waste	Pyridine	180-58510-1	0.5	0.25	mg/L	U	0.5	Fresno	2016
Paint Gun Cleaner Related Waste	Pyridine	180-57951-1	0.5	0.25	mg/L	U	0.5	Los Angeles	2016
Paint Waste	Pyridine	180-70390-1	0.74	0.37	mg/L	U	0.74	Raleigh	2017
Paint Gun Cleaner Related Waste	Pyridine	180-58742-1	5	2.5	mg/L	U	5	Albuquerque	2016
Paint Gun Cleaner Related Waste	Pyridine	180-55534-1	5	2.5	mg/L	U	5	Archdale	2016
Paint Gun Cleaner Related Waste	Pyridine	180-52547-1	5	2.5	mg/L	U	5	Boise	2016
Paint Gun Cleaner Related Waste	Pyridine	180-53492-1	5	2.5	mg/L	U	5	Chandler	2016
Paint Gun Cleaner Related Waste	Pyridine	180-58402-1	5	2.5	mg/L	U	5	Charlotte	2016
Paint Gun Cleaner Related Waste	Pyridine	180-54775-1	5	2.5	mg/L	U	5	Chester	2016
Paint Gun Cleaner Related Waste	Pyridine	180-58671-1	5	2.5	mg/L	U	5	Clackamas	2016
Paint Gun Cleaner Related Waste	Pyridine	180-56458-1	5	2.5	mg/L	U	5	Farmington	2016

Paint Gun Cleaner Related Waste	Pyridine	180-58737-1	5	2.5	mg/L	U	5			Highland	2016
Paint Gun Cleaner Related Waste	Pyridine	180-58659-1	5	2.5	mg/L	U	5			Sacramento	2016
Paint Gun Cleaner Related Waste	Pyridine	180-53844-1	5	2.5	mg/L	U	5			Salt Lake City	2016
Paint Gun Cleaner Related Waste	Pyridine	180-58153-1	5	2.5	mg/L	U	5			Santa Ana	2016
Paint Gun Cleaner Related Waste	Pyridine	180-56002-1	5	2.5	mg/L	U	5			St. Pauls	2016
Paint Gun Cleaner Related Waste	Pyridine	180-58141-1	5	2.5	mg/L	U	5			Tampa	2016
Paint Gun Cleaner Related Waste	Pyridine	180-58731-1	5	2.5	mg/L	U	5			Tulsa	2016
Paint Gun Cleaner Related Waste	Pyridine	180-58271-1	5	2.5	mg/L	U	5			Vinton	2016
Paint Waste	Pyridine	180-54776-1	5	2.5	mg/L	U	5			Chester	2016
Paint Waste	Pyridine	180-58677-1	5	2.5	mg/L	U	5			Clackamas	2016
Paint Waste	Pyridine	180-56412-1	5	2.5	mg/L	U	5			Farmington	2016
Paint Waste	Pyridine	180-58270-1	5	2.5	mg/L	U	5			Vinton	2016
Paint Gun Cleaner Related Waste	Pyridine	180-65692-1	5	2.5	mg/L	U	5			Archdale	2017
Paint Waste	Pyridine	180-66032-1	5	2.5	mg/L	U	5			Archdale	2017
Paint Gun Cleaner Related Waste	Pyridine	180-68704-1	5	2.5	mg/L	U	5			Boise	2017
Paint Waste	Pyridine	180-65188-1	5	2.5	mg/L	U	5			Chandler	2017
Paint Gun Cleaner Related Waste	Pyridine	180-70322-1	5	2.5	mg/L	U	5			Chesapeake	2017
Paint Gun Cleaner Related Waste	Pyridine	180-69211-1	5	2.5	mg/L	U	5			Clackamas	2017
Paint Waste	Pyridine	180-69212-1	5	2.5	mg/L	U	5			Clackamas	2017
Paint Gun Cleaner Related Waste	Pyridine	180-68915-1	5	2.5	mg/L	U	5			Farmington	2017
Paint Gun Cleaner Related Waste	Pyridine	180-68638-1	5	2.5	mg/L	U	5			Los Angeles	2017
Paint Waste	Pyridine	180-68464-1	5	2.5	mg/L	U	5			Los Angeles	2017
Paint Gun Cleaner Related Waste	Pyridine	180-69240-1	5	2.5	mg/L	U	5			Oklahoma City	2017
Paint Gun Cleaner Related Waste	Pyridine	180-70391-1	5	2.5	mg/L	U	5			Raleigh	2017
Paint Gun Cleaner Related Waste	Pyridine	180-70805-1	5	2.5	mg/L	U	5			Salisbury	2017
Paint Gun Cleaner Related Waste	Pyridine	180-67818-1	5	2.5	mg/L	U	5			Santa Ana	2017
Paint Gun Cleaner Related Waste	Pyridine	180-68566-1	5	2.5	mg/L	U	5			St Pauls	2017
Paint Waste	Pyridine	180-70626-1	5	2.5	mg/L	U	5			St Pauls	2017
Paint Gun Cleaner Related Waste	Pyridine	180-66257-1	5	2.5	mg/L	U	5			Vinton	2017
Paint Waste	Pyridine	180-66261-1	5	2.5	mg/L	U	5	54	91	Vinton	2017
Paint Gun Cleaner Related Waste	Pyridine	180-68957-1	5	2.5	mg/L	U	5			Waukesha	2017
Paint Gun Cleaner Related Waste	Pyridine	180-64797-1	5	2.5	mg/L	U	5			Wichita	2017
Paint Gun Cleaner Related Waste	Pyridine	180-60016-1	5	2.5	mg/L	U	5			Chesapeake	2017
Paint Waste	Pyridine	180-60015-1	5	2.5	mg/L	U	5			Chesapeake	2017
Paint Gun Cleaner Related Waste	Pyridine	180-60251-1	5	2.5	mg/L	U	5			Waukesha	2017
Paint Gun Cleaner Related Waste	Pyridine	180-60751-1	5	2.5	mg/L	U	5			Barre	2017
Paint Gun Cleaner Related Waste	Pyridine	180-60754-1	5	2.5	mg/L	U	5			Barre	2017
Paint Waste	Pyridine	180-60017-1	5	2.5	mg/L	U	5			Chesapeake	2017
WASTE	Pyridine	180-77918-1	5	2.5	mg/L	U	5			Archdale	2018
WASTE	Pyridine	180-77401-1	5	2.5	mg/L	U	5			Archdale	2018
WASTE	Pyridine	180-81782-1	5	2.5	mg/L	U	5			Barre	2018
WASTE	Pyridine	180-77515-1	5	2.5	mg/L	U	5			Boise	2018
WASTE	Pyridine	180-77003-1	5	2.5	mg/L	U	5			Chandler	2018
WASTE	Pyridine	180-78464-1	5	2.5	mg/L	U	5			Chandler	2018
WASTE	Pyridine	180-77392-1	5	2.5	mg/L	U	5			Chester	2018
WASTE	Pyridine	180-77390-1	5	2.5	mg/L	U	5			Chester	2018
WASTE	Pyridine	180-81145-1	5	2.5	mg/L	U	5			Farmington	2018
WASTE	Pyridine	180-82562-1	5	2.5	mg/L	U	5			Farmington	2018
WASTE	Pyridine	180-79771-1	5	2.5	mg/L	U	5			Oklahoma City	2018
WASTE	Pyridine	180-80855-2	5	2.5	mg/L	U	5			Sacramento	2018
WASTE	Pyridine	180-82434-1	5	2.5	mg/L	U	5			Salisbury	2018
WASTE	Pyridine	180-82435-1	5	2.5	mg/L	U	5			Salisbury	2018
WASTE	Pyridine	180-76991-1	5	2.5	mg/L	U	5			Salt Lake City	2018
WASTE	Pyridine	180-82709-1	5	2.5	mg/L	U	5			St Pauls	2018
WASTE	Pyridine	180-82708-1	5	2.5	mg/L	U	5			St Pauls	2018
WASTE	Pyridine	180-79368-1	5	2.5	mg/L	U	5			Tampa	2018
WASTE	Pyridine	180-80380-1	5	2.5	mg/L	U	5			Tulsa	2018

WASTE	Pyridine	180-78694-1	5	2.5	mg/L	U	5	Vinton	2018
WASTE	Pyridine	180-78693-1	5	2.5	mg/L	U	5	Vinton	2018
WASTE	Pyridine	180-71828-2	5	2.5	mg/L	U	5	Albuquerque	2018
WASTE	Pyridine	180-72258-2	5	2.5	mg/L	U	5	Chester	2018
WASTE	Pyridine	180-72257-1	5	2.5	mg/L	U	5	Chester	2018
WASTE	Pyridine	180-71597-1	5	2.5	mg/L	U	5	Santa Ana	2018
WASTE	Pyridine	180-74279-1	5	2.5	mg/L	U	5	Tallahassee	2018
WATER	Pyridine	180-76250-1	6.3	3.15	mg/L	U	6.3	Wichita	2018
WATER	Pyridine	180-76251-1	6.8	3.4	mg/L	U	6.8	Waukesha	2018
Paint Waste	Pyridine	180-69824-1	10	5	mg/L	U	10	Farmington	2017
WATER	Selenium	180-79871-1	0.052	0.052	mg/L	J	0.1	Los Angeles	2018
Paint Waste	Selenium	180-58643-1	0.08	0.08	mg/L	J	0.5	Sacramento	2016
SOLID	Selenium	180-81019-1	0.083	0.083	mg/L	J B	0.5	Alqubuerque	2018
WATER	Selenium	180-76250-1	0.088	0.088	mg/L	J	0.1	Wichita	2018
Paint Waste	Selenium	180-69824-2	0.11	0.11	mg/L		0.1	Farmington	2017
Paint Gun Cleaner Related Waste	Selenium	180-70521-1	0.11	0.11	mg/L		0.1	Sacramento	2017
WATER	Selenium	180-78620-1	0.12	0.12	mg/L		0.1	Santa Ana	2018
WATER	Selenium	180-76251-1	0.12	0.12	mg/L		0.1	Waukesha	2018
Paint Gun Cleaner Related Waste	Selenium	180-57951-1	0.14	0.14	mg/L	B	0.1	Los Angeles	2016
WATER	Selenium	180-78619-1	0.14	0.14	mg/L		0.1	Santa Ana	2018
Paint Gun Cleaner Related Waste	Selenium	180-58510-1	0.15	0.15	mg/L		0.1	Fresno	2016
WATER	Selenium	180-79869-1	0.15	0.15	mg/L		0.1	Los Angeles	2018
Paint Waste	Selenium	180-58227-1	0.5	0.25	mg/L	U	0.5	Chandler	2016
Paint Waste	Selenium	180-58024-1	0.5	0.25	mg/L	U	0.5	Los Angeles	2016
Paint Waste	Selenium	180-70518-1	0.5	0.25	mg/L	U	0.5	Sacramento	2017
SOLID	Selenium	180-80845-1	0.5	0.25	mg/L	U	0.5	Sacramento	2018
WASTE	Selenium	180-74281-1	0.27	0.27	mg/L	J	0.49	Tallahassee	2018
Paint Gun Cleaner Related Waste	Selenium	180-65483-1	0.32	0.32	mg/L		0.1	Salt Lake City	2017
Paint Gun Cleaner Related Waste	Selenium	180-53844-1	0.34	0.34	mg/L	J	1	Salt Lake City	2016
Paint Waste	Selenium	180-70390-1	0.74	0.37	mg/L	U	0.74	Raleigh	2017
WASTE	Selenium	180-77003-1	0.37	0.37	mg/L	J	1	Chandler	2018
Paint Waste	Selenium	180-70626-1	0.38	0.38	mg/L	J	1	St Pauls	2017
Paint Gun Cleaner Related Waste	Selenium	180-53492-1	0.39	0.39	mg/L	J	1	Chandler	2016
WASTE	Selenium	180-80380-1	0.39	0.39	mg/L	J	1	Tulsa	2018
Paint Gun Cleaner Related Waste	Selenium	180-68915-1	0.4	0.4	mg/L	J	1	Farmington	2017
WASTE	Selenium	180-82434-1	0.4	0.4	mg/L	J B	1	Salisbury	2018
Paint Gun Cleaner Related Waste	Selenium	180-58659-1	0.41	0.41	mg/L	J	1	Sacramento	2016
Paint Waste	Selenium	180-58270-1	0.42	0.42	mg/L	J	1	Vinton	2016
WASTE	Selenium	180-71828-2	0.42	0.42	mg/L	J	1	Albuquerque	2018
WASTE	Selenium	180-78464-1	0.43	0.43	mg/L	J	1	Chandler	2018
Paint Gun Cleaner Related Waste	Selenium	180-56458-1	0.44	0.44	mg/L	J	1	Farmington	2016
WASTE	Selenium	180-79368-1	0.46	0.46	mg/L	J	1	Tampa	2018
Paint Gun Cleaner Related Waste	Selenium	180-58742-1	1	0.5	mg/L	U	1	Albuquerque	2016
Paint Gun Cleaner Related Waste	Selenium	180-55534-1	1	0.5	mg/L	U	1	Archdale	2016
Paint Gun Cleaner Related Waste	Selenium	180-58402-1	1	0.5	mg/L	U	1	Charlotte	2016
Paint Gun Cleaner Related Waste	Selenium	180-54775-1	1	0.5	mg/L	U	1	Chester	2016
Paint Gun Cleaner Related Waste	Selenium	180-58671-1	1	0.5	mg/L	U	1	Clackamas	2016
Paint Gun Cleaner Related Waste	Selenium	180-58737-1	1	0.5	mg/L	U	1	Highland	2016
Paint Gun Cleaner Related Waste	Selenium	180-58153-1	1	0.5	mg/L	U	1	Santa Ana	2016
Paint Gun Cleaner Related Waste	Selenium	180-56002-1	1	0.5	mg/L	U	1	St. Pauls	2016
Paint Gun Cleaner Related Waste	Selenium	180-58141-1	1	0.5	mg/L	U	1	Tampa	2016
Paint Gun Cleaner Related Waste	Selenium	180-58731-1	1	0.5	mg/L	U	1	Tulsa	2016
Paint Gun Cleaner Related Waste	Selenium	180-58271-1	1	0.5	mg/L	U	1	Vinton	2016
Paint Waste	Selenium	180-54776-1	1	0.5	mg/L	U	1	Chester	2016
Paint Waste	Selenium	180-58677-1	1	0.5	mg/L	U	1	Clackamas	2016
Paint Waste	Selenium	180-56412-1	0.5	0.5	mg/L	J	1	Farmington	2016
Paint Gun Cleaner Related Waste	Selenium	180-65692-1	1	0.5	mg/L	U	1	Archdale	2017

Paint Waste	Selenium	180-66032-1	1	0.5	mg/L	U	1			Archdale	2017
Paint Gun Cleaner Related Waste	Selenium	180-68704-1	1	0.5	mg/L	U	1			Boise	2017
Paint Waste	Selenium	180-65188-1	1	0.5	mg/L	U	1			Chandler	2017
Paint Gun Cleaner Related Waste	Selenium	180-70322-1	1	0.5	mg/L	U	1			Chesapeake	2017
Paint Gun Cleaner Related Waste	Selenium	180-69211-1	1	0.5	mg/L	U	1			Clackamas	2017
Paint Waste	Selenium	180-69212-1	1	0.5	mg/L	U	1			Clackamas	2017
Paint Gun Cleaner Related Waste	Selenium	180-68638-1	1	0.5	mg/L	U	1	54	91	Los Angeles	2017
Paint Waste	Selenium	180-68464-1	1	0.5	mg/L	U	1			Los Angeles	2017
Paint Gun Cleaner Related Waste	Selenium	180-69240-1	1	0.5	mg/L	U	1			Oklahoma City	2017
Paint Gun Cleaner Related Waste	Selenium	180-70391-1	1	0.5	mg/L	U	1			Raleigh	2017
Paint Gun Cleaner Related Waste	Selenium	180-70805-1	1	0.5	mg/L	U	1			Salisbury	2017
Paint Gun Cleaner Related Waste	Selenium	180-67818-1	1	0.5	mg/L	U	1			Santa Ana	2017
Paint Gun Cleaner Related Waste	Selenium	180-68566-1	1	0.5	mg/L	U	1			St Pauls	2017
Paint Gun Cleaner Related Waste	Selenium	180-66257-1	1	0.5	mg/L	U	1			Vinton	2017
Paint Waste	Selenium	180-66261-1	1	0.5	mg/L	U	1			Vinton	2017
Paint Gun Cleaner Related Waste	Selenium	180-68957-1	1	0.5	mg/L	U	1			Waukesha	2017
Paint Gun Cleaner Related Waste	Selenium	180-64797-1	1	0.5	mg/L	U	1			Wichita	2017
Paint Gun Cleaner Related Waste	Selenium	180-60016-1	1	0.5	mg/L	U	1			Chesapeake	2017
Paint Waste	Selenium	180-60015-1	1	0.5	mg/L	U	1			Chesapeake	2017
Paint Gun Cleaner Related Waste	Selenium	180-60251-1	1	0.5	mg/L	U	1			Waukesha	2017
Paint Gun Cleaner Related Waste	Selenium	180-60751-1	1	0.5	mg/L	U	1			Barre	2017
Paint Gun Cleaner Related Waste	Selenium	180-60754-1	1	0.5	mg/L	U	1			Barre	2017
Paint Waste	Selenium	180-60017-1	1	0.5	mg/L	U	1			Chesapeake	2017
WASTE	Selenium	180-77918-1	1	0.5	mg/L	U	1			Archdale	2018
WASTE	Selenium	180-77401-1	1	0.5	mg/L	U	1			Archdale	2018
WASTE	Selenium	180-81782-1	1	0.5	mg/L	U	1			Barre	2018
WASTE	Selenium	180-77515-1	1	0.5	mg/L	U	1			Boise	2018
WASTE	Selenium	180-80855-2	1	0.5	mg/L	U	1			Sacramento	2018
WASTE	Selenium	180-78694-1	1	0.5	mg/L	U	1			Vinton	2018
WASTE	Selenium	180-78693-1	1	0.5	mg/L	U	1			Vinton	2018
WASTE	Selenium	180-71597-1	1	0.5	mg/L	U	1			Santa Ana	2018
Paint Gun Cleaner Related Waste	Selenium	180-52547-1	0.52	0.52	mg/L	J	1			Boise	2016
WASTE	Selenium	180-82709-1	0.53	0.53	mg/L	J	1			St Pauls	2018
WASTE	Selenium	180-77392-1	0.57	0.57	mg/L	J	1			Chester	2018
WASTE	Selenium	180-72258-2	0.58	0.58	mg/L	J	1			Chester	2018
WASTE	Selenium	180-81145-1	0.6	0.6	mg/L	J	1			Farmington	2018
WASTE	Selenium	180-72257-1	0.62	0.62	mg/L	J	1			Chester	2018
WASTE	Selenium	180-82435-1	0.69	0.69	mg/L	J B	1			Salisbury	2018
WASTE	Selenium	180-76991-1	0.75	0.75	mg/L	J	1			Salt Lake City	2018
WASTE	Selenium	180-82708-1	0.75	0.75	mg/L	J	1			St Pauls	2018
WASTE	Selenium	180-79771-1	0.76	0.76	mg/L	J	1			Oklahoma City	2018
WASTE	Selenium	180-82562-1	0.81	0.81	mg/L	J	1			Farmington	2018
WASTE	Selenium	180-77390-1	1	1	mg/L		1			Chester	2018
WASTE	Selenium	180-74279-1	1.2	1.2	mg/L		1			Tallahassee	2018
Paint Gun Cleaner Related Waste	Silver	180-58510-1	0.05	0.025	mg/L	U	0.05			Fresno	2016
Paint Gun Cleaner Related Waste	Silver	180-57951-1	0.05	0.025	mg/L	U	0.05			Los Angeles	2016
Paint Waste	Silver	180-69824-2	0.05	0.025	mg/L	U	0.05			Farmington	2017
Paint Gun Cleaner Related Waste	Silver	180-65483-1	0.05	0.025	mg/L	U	0.05			Salt Lake City	2017
Paint Gun Cleaner Related Waste	Silver	180-70521-1	0.05	0.025	mg/L	U	0.05			Sacramento	2017
WATER	Silver	180-79869-1	0.05	0.025	mg/L	U	0.05			Los Angeles	2018
WATER	Silver	180-79871-1	0.05	0.025	mg/L	U	0.05			Los Angeles	2018
WATER	Silver	180-78620-1	0.05	0.025	mg/L	U	0.05			Santa Ana	2018
WATER	Silver	180-78619-1	0.05	0.025	mg/L	U	0.05			Santa Ana	2018
WATER	Silver	180-76251-1	0.05	0.025	mg/L	U	0.05			Waukesha	2018
WATER	Silver	180-76250-1	0.05	0.025	mg/L	U	0.05			Wichita	2018
WASTE	Silver	180-74281-1	0.24	0.12	mg/L	U	0.24			Tallahassee	2018
Paint Waste	Silver	180-70390-1	0.37	0.185	mg/L	U	0.37			Raleigh	2017

Paint Waste	Silver	180-66261-1	0.2	0.2	mg/L	J	0.5			Vinton	2017
Paint Gun Cleaner Related Waste	Silver	180-58742-1	0.5	0.25	mg/L	U	0.5			Albuquerque	2016
Paint Gun Cleaner Related Waste	Silver	180-55534-1	0.5	0.25	mg/L	U	0.5			Archdale	2016
Paint Gun Cleaner Related Waste	Silver	180-52547-1	0.5	0.25	mg/L	U	0.5			Boise	2016
Paint Gun Cleaner Related Waste	Silver	180-53492-1	0.5	0.25	mg/L	U	0.5			Chandler	2016
Paint Gun Cleaner Related Waste	Silver	180-58402-1	0.5	0.25	mg/L	U	0.5			Charlotte	2016
Paint Gun Cleaner Related Waste	Silver	180-54775-1	0.5	0.25	mg/L	U	0.5			Chester	2016
Paint Gun Cleaner Related Waste	Silver	180-58671-1	0.5	0.25	mg/L	U	0.5			Clackamas	2016
Paint Gun Cleaner Related Waste	Silver	180-56458-1	0.5	0.25	mg/L	U	0.5			Farmington	2016
Paint Gun Cleaner Related Waste	Silver	180-58737-1	0.5	0.25	mg/L	U	0.5			Highland	2016
Paint Gun Cleaner Related Waste	Silver	180-58659-1	0.5	0.25	mg/L	U	0.5			Sacramento	2016
Paint Gun Cleaner Related Waste	Silver	180-53844-1	0.5	0.25	mg/L	U	0.5			Salt Lake City	2016
Paint Gun Cleaner Related Waste	Silver	180-58153-1	0.5	0.25	mg/L	U	0.5			Santa Ana	2016
Paint Gun Cleaner Related Waste	Silver	180-56002-1	0.5	0.25	mg/L	U	0.5			St. Pauls	2016
Paint Gun Cleaner Related Waste	Silver	180-58141-1	0.5	0.25	mg/L	U	0.5			Tampa	2016
Paint Gun Cleaner Related Waste	Silver	180-58731-1	0.5	0.25	mg/L	U	0.5			Tulsa	2016
Paint Gun Cleaner Related Waste	Silver	180-58271-1	0.5	0.25	mg/L	U	0.5			Vinton	2016
Paint Waste	Silver	180-58227-1	0.5	0.25	mg/L	U	0.5			Chandler	2016
Paint Waste	Silver	180-54776-1	0.5	0.25	mg/L	U	0.5			Chester	2016
Paint Waste	Silver	180-58677-1	0.5	0.25	mg/L	U	0.5			Clackamas	2016
Paint Waste	Silver	180-56412-1	0.5	0.25	mg/L	U	0.5			Farmington	2016
Paint Waste	Silver	180-58024-1	0.5	0.25	mg/L	U	0.5			Los Angeles	2016
Paint Waste	Silver	180-58643-1	0.5	0.25	mg/L	U	0.5			Sacramento	2016
Paint Waste	Silver	180-58270-1	0.5	0.25	mg/L	U	0.5			Vinton	2016
Paint Gun Cleaner Related Waste	Silver	180-65692-1	0.5	0.25	mg/L	U	0.5			Archdale	2017
Paint Gun Cleaner Related Waste	Silver	180-68704-1	0.5	0.25	mg/L	U	0.5			Boise	2017
Paint Waste	Silver	180-65188-1	0.5	0.25	mg/L	U	0.5			Chandler	2017
Paint Gun Cleaner Related Waste	Silver	180-70322-1	0.5	0.25	mg/L	U	0.5			Chesapeake	2017
Paint Gun Cleaner Related Waste	Silver	180-69211-1	0.5	0.25	mg/L	U	0.5			Clackamas	2017
Paint Waste	Silver	180-69212-1	0.5	0.25	mg/L	U	0.5			Clackamas	2017
Paint Gun Cleaner Related Waste	Silver	180-68915-1	0.5	0.25	mg/L	U	0.5			Farmington	2017
Paint Gun Cleaner Related Waste	Silver	180-68638-1	0.5	0.25	mg/L	U	0.5			Los Angeles	2017
Paint Waste	Silver	180-68464-1	0.5	0.25	mg/L	U	0.5			Los Angeles	2017
Paint Gun Cleaner Related Waste	Silver	180-69240-1	0.5	0.25	mg/L	U	0.5			Oklahoma City	2017
Paint Gun Cleaner Related Waste	Silver	180-70391-1	0.5	0.25	mg/L	U	0.5			Raleigh	2017
Paint Gun Cleaner Related Waste	Silver	180-70805-1	0.5	0.25	mg/L	U	0.5			Salisbury	2017
Paint Gun Cleaner Related Waste	Silver	180-67818-1	0.5	0.25	mg/L	U	0.5			Santa Ana	2017
Paint Gun Cleaner Related Waste	Silver	180-68566-1	0.5	0.25	mg/L	U	0.5			St Pauls	2017
Paint Waste	Silver	180-70626-1	0.5	0.25	mg/L	U	0.5			St Pauls	2017
Paint Gun Cleaner Related Waste	Silver	180-66257-1	0.5	0.25	mg/L	U	0.5			Vinton	2017
Paint Gun Cleaner Related Waste	Silver	180-68957-1	0.5	0.25	mg/L	U	0.5	54	91	Waukesha	2017
Paint Gun Cleaner Related Waste	Silver	180-64797-1	0.5	0.25	mg/L	U	0.5			Wichita	2017
Paint Waste	Silver	180-70518-1	0.5	0.25	mg/L	U	0.5			Sacramento	2017
Paint Gun Cleaner Related Waste	Silver	180-60016-1	0.5	0.25	mg/L	U	0.5			Chesapeake	2017
Paint Waste	Silver	180-60015-1	0.5	0.25	mg/L	U	0.5			Chesapeake	2017
Paint Gun Cleaner Related Waste	Silver	180-60251-1	0.5	0.25	mg/L	U	0.5			Waukesha	2017
Paint Gun Cleaner Related Waste	Silver	180-60751-1	0.5	0.25	mg/L	U	0.5			Barre	2017
Paint Gun Cleaner Related Waste	Silver	180-60754-1	0.5	0.25	mg/L	U	0.5			Barre	2017
Paint Waste	Silver	180-60017-1	0.5	0.25	mg/L	U	0.5			Chesapeake	2017
SOLID	Silver	180-81019-1	0.5	0.25	mg/L	U	0.5			Alqubuerque	2018
WASTE	Silver	180-77918-1	0.5	0.25	mg/L	U	0.5			Archdale	2018
WASTE	Silver	180-77401-1	0.5	0.25	mg/L	U	0.5			Archdale	2018
WASTE	Silver	180-81782-1	0.5	0.25	mg/L	U	0.5			Barre	2018
WASTE	Silver	180-77515-1	0.5	0.25	mg/L	U	0.5			Boise	2018
WASTE	Silver	180-77003-1	0.5	0.25	mg/L	U	0.5			Chandler	2018
WASTE	Silver	180-78464-1	0.5	0.25	mg/L	U	0.5			Chandler	2018
WASTE	Silver	180-77392-1	0.5	0.25	mg/L	U	0.5			Chester	2018

WASTE	Silver	180-81145-1	0.5	0.25	mg/L	U	0.5	Farmington	2018
WASTE	Silver	180-82562-1	0.5	0.25	mg/L	U	0.5	Farmington	2018
WASTE	Silver	180-79771-1	0.5	0.25	mg/L	U	0.5	Oklahoma City	2018
WASTE	Silver	180-80855-2	0.5	0.25	mg/L	U	0.5	Sacramento	2018
SOLID	Silver	180-80845-1	0.5	0.25	mg/L	U	0.5	Sacramento	2018
WASTE	Silver	180-82434-1	0.5	0.25	mg/L	U	0.5	Salisbury	2018
WASTE	Silver	180-82435-1	0.5	0.25	mg/L	U	0.5	Salisbury	2018
WASTE	Silver	180-76991-1	0.5	0.25	mg/L	U	0.5	Salt Lake City	2018
WASTE	Silver	180-82709-1	0.5	0.25	mg/L	U	0.5	St Pauls	2018
WASTE	Silver	180-82708-1	0.5	0.25	mg/L	U	0.5	St Pauls	2018
WASTE	Silver	180-79368-1	0.5	0.25	mg/L	U	0.5	Tampa	2018
WASTE	Silver	180-80380-1	0.5	0.25	mg/L	U	0.5	Tulsa	2018
WASTE	Silver	180-78694-1	0.5	0.25	mg/L	U	0.5	Vinton	2018
WASTE	Silver	180-78693-1	0.5	0.25	mg/L	U	0.5	Vinton	2018
WASTE	Silver	180-71828-2	0.5	0.25	mg/L	U	0.5	Albuquerque	2018
WASTE	Silver	180-72258-2	0.5	0.25	mg/L	U	0.5	Chester	2018
WASTE	Silver	180-72257-1	0.5	0.25	mg/L	U	0.5	Chester	2018
WASTE	Silver	180-71597-1	0.5	0.25	mg/L	U	0.5	Santa Ana	2018
WASTE	Silver	180-74279-1	0.5	0.25	mg/L	U	0.5	Tallahassee	2018
WASTE	Silver	180-77390-1	0.27	0.27	mg/L	J	0.5	Chester	2018
Paint Waste	Silver	180-66032-1	0.47	0.47	mg/L	J	0.5	Archdale	2017
WATER	Specific Gravity	180-78620-1	0.76	0.76	No Unit		0.01	Santa Ana	2018
WATER	Specific Gravity	180-78619-1	0.77	0.77	No Unit		0.01	Santa Ana	2018
WASTE	Specific Gravity	180-80380-1	0.77	0.77	No Unit		0.01	Tulsa	2018
WASTE	Specific Gravity	180-77003-1	0.78	0.78	No Unit		0.01	Chandler	2018
WASTE	Specific Gravity	180-71597-1	0.78	0.78	No Unit		0.01	Santa Ana	2018
WASTE	Specific Gravity	180-80855-2	0.8	0.8	No Unit		0.01	Sacramento	2018
WASTE	Specific Gravity	180-71828-2	0.8	0.8	No Unit		0.01	Albuquerque	2018
WASTE	Specific Gravity	180-77401-1	0.81	0.81	No Unit		0.01	Archdale	2018
WASTE	Specific Gravity	180-81782-1	0.81	0.81	No Unit		0.01	Barre	2018
WASTE	Specific Gravity	180-76991-1	0.81	0.81	No Unit		0.01	Salt Lake City	2018
WASTE	Specific Gravity	180-77918-1	0.82	0.82	No Unit		0.01	Archdale	2018
WASTE	Specific Gravity	180-82434-1	0.82	0.82	No Unit		0.01	Salisbury	2018
WASTE	Specific Gravity	180-72257-1	0.82	0.82	No Unit		0.01	Chester	2018
WASTE	Specific Gravity	180-82708-1	0.83	0.83	No Unit		0.01	St Pauls	2018
WASTE	Specific Gravity	180-79368-1	0.83	0.83	No Unit		0.01	Tampa	2018
WASTE	Specific Gravity	180-78694-1	0.83	0.83	No Unit		0.01	Vinton	2018
WASTE	Specific Gravity	180-76251-2	0.83	0.83	No Unit		0.01	Waukesha	2018
WASTE	Specific Gravity	180-76250-2	0.83	0.83	No Unit		0.01	Wichita	2018
WASTE	Specific Gravity	180-77515-1	0.84	0.84	No Unit		0.01	Boise	2018
WASTE	Specific Gravity	180-77390-1	0.84	0.84	No Unit		0.01	Chester	2018
WASTE	Specific Gravity	180-82709-1	0.84	0.84	No Unit		0.01	St Pauls	2018
WASTE	Specific Gravity	180-72258-2	0.84	0.84	No Unit		0.01	Chester	2018
WASTE	Specific Gravity	180-74279-1	0.84	0.84	No Unit		0.01	Tallahassee	2018
WASTE	Specific Gravity	180-81145-1	0.85	0.85	No Unit		0.01	Farmington	2018
WASTE	Specific Gravity	180-79771-1	0.85	0.85	No Unit		0.01	Oklahoma City	2018
WASTE	Specific Gravity	180-82435-1	0.85	0.85	No Unit		0.01	Salisbury	2018
WASTE	Specific Gravity	180-77392-1	0.86	0.86	No Unit		0.01	Chester	2018
WASTE	Specific Gravity	180-74281-1	0.89	0.89	No Unit		0.01	Tallahassee	2018
WASTE	Specific Gravity	180-82562-1	0.91	0.91	No Unit		0.01	Farmington	2018
WATER	Specific Gravity	180-79871-1	0.97	0.97	No Unit		0.01	Los Angeles	2018
WATER	Specific Gravity	180-79869-1	0.99	0.99	No Unit		0.01	Los Angeles	2018
WASTE	Specific Gravity	180-78693-1	1.1	1.1	No Unit		0.01	Vinton	2018
SOLID	Specific Gravity	180-80845-1	1.2	1.2	No Unit		0.01	Sacramento	2018
Paint Gun Cleaner Related Waste	Tetrachloroethene	180-58510-1	0.2	0.1	mg/L	U	0.2	Fresno	2016
Paint Gun Cleaner Related Waste	Tetrachloroethene	180-57951-1	0.2	0.1	mg/L	U *	0.2	Los Angeles	2016
Paint Waste	Tetrachloroethene	180-58227-1	0.2	0.1	mg/L	U	0.2	Chandler	2016

Paint Waste	Tetrachloroethene	180-58024-1	0.2	0.1	mg/L	U	0.2			Los Angeles	2016
Paint Waste	Tetrachloroethene	180-58643-1	0.2	0.1	mg/L	U	0.2			Sacramento	2016
SOLID	Tetrachloroethene	180-80845-1	0.2	0.1	mg/L	U	0.2			Sacramento	2018
WATER	Tetrachloroethene	180-78619-1	0.2	0.1	mg/L	U	0.2			Santa Ana	2018
Paint Gun Cleaner Related Waste	Tetrachloroethene	180-58737-1	0.5	0.25	mg/L	U	0.5			Highland	2016
Paint Gun Cleaner Related Waste	Tetrachloroethene	180-58659-1	0.5	0.25	mg/L	U	0.5			Sacramento	2016
Paint Waste	Tetrachloroethene	180-56412-1	0.5	0.25	mg/L	U	0.5			Farmington	2016
Paint Waste	Tetrachloroethene	180-66032-1	0.5	0.25	mg/L	U	0.5			Archdale	2017
Paint Waste	Tetrachloroethene	180-65188-1	0.5	0.25	mg/L	U	0.5			Chandler	2017
Paint Waste	Tetrachloroethene	180-69824-1	0.5	0.25	mg/L	U	0.5			Farmington	2017
Paint Waste	Tetrachloroethene	180-68464-1	0.5	0.25	mg/L	U	0.5			Los Angeles	2017
Paint Gun Cleaner Related Waste	Tetrachloroethene	180-70805-1	0.5	0.25	mg/L	U	0.5			Salisbury	2017
Paint Gun Cleaner Related Waste	Tetrachloroethene	180-67818-1	0.5	0.25	mg/L	U	0.5			Santa Ana	2017
Paint Gun Cleaner Related Waste	Tetrachloroethene	180-60251-1	0.5	0.25	mg/L	U	0.5			Waukesha	2017
Paint Gun Cleaner Related Waste	Tetrachloroethene	180-60754-1	0.5	0.25	mg/L	U	0.5			Barre	2017
WASTE	Tetrachloroethene	180-77401-1	0.5	0.25	mg/L	U	0.5			Archdale	2018
WASTE	Tetrachloroethene	180-81145-1	0.5	0.25	mg/L	U	0.5			Farmington	2018
WASTE	Tetrachloroethene	180-82562-1	0.5	0.25	mg/L	U	0.5			Farmington	2018
WASTE	Tetrachloroethene	180-80855-2	0.5	0.25	mg/L	U	0.5			Sacramento	2018
WASTE	Tetrachloroethene	180-82435-1	0.5	0.25	mg/L	U	0.5			Salisbury	2018
WASTE	Tetrachloroethene	180-72257-1	0.5	0.25	mg/L	U	0.5			Chester	2018
WASTE	Tetrachloroethene	180-71597-1	0.5	0.25	mg/L	U	0.5			Santa Ana	2018
Paint Gun Cleaner Related Waste	Tetrachloroethene	180-68638-1	0.42	0.42	mg/L	J	0.5			Los Angeles	2017
Paint Waste	Tetrachloroethene	180-70518-1	2	1	mg/L	U	2			Sacramento	2017
WATER	Tetrachloroethene	180-78620-1	2	1	mg/L	U	2			Santa Ana	2018
WASTE	Tetrachloroethene	180-77392-1	1.6	1.6	mg/L		0.5			Chester	2018
WASTE	Tetrachloroethene	180-77003-1	2.3	2.3	mg/L		0.5			Chandler	2018
Paint Waste	Tetrachloroethene	180-60015-1	2.5	2.5	mg/L		0.5			Chesapeake	2017
Paint Gun Cleaner Related Waste	Tetrachloroethene	180-58153-1	3.2	3.2	mg/L		0.5			Santa Ana	2016
Paint Gun Cleaner Related Waste	Tetrachloroethene	180-68566-1	3.2	3.2	mg/L		0.5			St Pauls	2017
WASTE	Tetrachloroethene	180-82708-1	3.6	3.6	mg/L		0.5			St Pauls	2018
WASTE	Tetrachloroethene	180-76991-1	3.7	3.7	mg/L		0.5			Salt Lake City	2018
Paint Waste	Tetrachloroethene	180-54776-1	4.5	4.5	mg/L		0.5			Chester	2016
WASTE	Tetrachloroethene	180-78464-1	4.8	4.8	mg/L		0.5			Chandler	2018
Paint Waste	Tetrachloroethene	180-69212-1	5.3	5.3	mg/L		0.5			Clackamas	2017
WASTE	Tetrachloroethene	180-78693-1	5.4	5.4	mg/L		0.5			Vinton	2018
Paint Gun Cleaner Related Waste	Tetrachloroethene	180-53492-1	6.9	6.9	mg/L		0.5			Chandler	2016
WASTE	Tetrachloroethene	180-81782-1	7.9	7.9	mg/L		0.5			Barre	2018
Paint Gun Cleaner Related Waste	Tetrachloroethene	180-53844-1	8.1	8.1	mg/L		0.5			Salt Lake City	2016
Paint Gun Cleaner Related Waste	Tetrachloroethene	180-52547-1	9.2	9.2	mg/L		0.5			Boise	2016
Paint Gun Cleaner Related Waste	Tetrachloroethene	180-66257-1	9.2	9.2	mg/L		0.5			Vinton	2017
Paint Gun Cleaner Related Waste	Tetrachloroethene	180-65483-1	20	10	mg/L	U	20			Salt Lake City	2017
SOLID	Tetrachloroethene	180-81019-1	20	10	mg/L	U	20			Alqubuerque	2018
WATER	Tetrachloroethene	180-79871-1	20	10	mg/L	U	20			Los Angeles	2018
Paint Gun Cleaner Related Waste	Tetrachloroethene	180-69240-1	12	12	mg/L		0.5			Oklahoma City	2017
Paint Gun Cleaner Related Waste	Tetrachloroethene	180-56458-1	13	13	mg/L		0.5			Farmington	2016
Paint Waste	Tetrachloroethene	180-58677-1	13	13	mg/L		0.5			Clackamas	2016
Paint Waste	Tetrachloroethene	180-66261-1	13	13	mg/L		0.5			Vinton	2017
WASTE	Tetrachloroethene	180-80380-1	13	13	mg/L		0.5			Tulsa	2018
WASTE	Tetrachloroethene	180-78694-1	13	13	mg/L		0.5			Vinton	2018
Paint Waste	**Tetrachloroethene**	**180-58270-1**	**15**	**15**	**mg/L**		**0.5**	**54**	**91**	**Vinton**	**2016**
Paint Gun Cleaner Related Waste	Tetrachloroethene	180-68915-1	15	15	mg/L		0.5			Farmington	2017
WASTE	Tetrachloroethene	180-82434-1	15	15	mg/L		0.5			Salisbury	2018
Paint Gun Cleaner Related Waste	Tetrachloroethene	180-64797-1	16	16	mg/L		0.5			Wichita	2017
Paint Gun Cleaner Related Waste	Tetrachloroethene	180-60751-1	17	17	mg/L		0.5			Barre	2017
Paint Gun Cleaner Related Waste	Tetrachloroethene	180-58271-1	18	18	mg/L		0.5			Vinton	2016
WATER	Tetrachloroethene	180-79869-1	40	20	mg/L	U	40			Los Angeles	2018

Paint Gun Cleaner Related Waste	Tetrachloroethene	180-54775-1	21	21	mg/L		0.5	Chester	2016
WASTE	Tetrachloroethene	180-77515-1	22	22	mg/L		0.5	Boise	2018
WASTE	Tetrachloroethene	180-74279-1	22	22	mg/L		0.5	Tallahassee	2018
Paint Waste	Tetrachloroethene	180-70626-1	24	24	mg/L		0.5	St Pauls	2017
Paint Waste	Tetrachloroethene	180-60017-1	30	30	mg/L		0.5	Chesapeake	2017
Paint Gun Cleaner Related Waste	Tetrachloroethene	180-58742-1	33	33	mg/L		0.5	Albuquerque	2016
Paint Gun Cleaner Related Waste	Tetrachloroethene	180-58402-1	35	35	mg/L		0.5	Charlotte	2016
Paint Gun Cleaner Related Waste	Tetrachloroethene	180-58671-1	35	35	mg/L		0.5	Clackamas	2016
WASTE	Tetrachloroethene	180-77390-1	36	36	mg/L		0.5	Chester	2018
Paint Gun Cleaner Related Waste	Tetrachloroethene	180-58141-1	37	37	mg/L		0.5	Tampa	2016
Paint Gun Cleaner Related Waste	Tetrachloroethene	180-69211-1	37	37	mg/L		0.5	Clackamas	2017
Paint Gun Cleaner Related Waste	Tetrachloroethene	180-58731-1	39	39	mg/L		0.5	Tulsa	2016
Paint Gun Cleaner Related Waste	Tetrachloroethene	180-70322-1	40	40	mg/L		0.5	Chesapeake	2017
Paint Gun Cleaner Related Waste	Tetrachloroethene	180-55534-1	41	41	mg/L		0.5	Archdale	2016
Paint Gun Cleaner Related Waste	Tetrachloroethene	180-70391-1	42	42	mg/L		0.5	Raleigh	2017
WASTE	Tetrachloroethene	180-79771-1	43	43	mg/L		0.5	Oklahoma City	2018
WASTE	Tetrachloroethene	180-82709-1	49	49	mg/L		0.5	St Pauls	2018
Paint Gun Cleaner Related Waste	Tetrachloroethene	180-68957-1	50	50	mg/L		0.5	Waukesha	2017
WASTE	Tetrachloroethene	180-79368-1	51	51	mg/L		0.5	Tampa	2018
WASTE	Tetrachloroethene	180-72258-2	56	56	mg/L		0.5	Chester	2018
Paint Gun Cleaner Related Waste	Tetrachloroethene	180-56002-1	61	61	mg/L		0.5	St. Pauls	2016
Paint Gun Cleaner Related Waste	Tetrachloroethene	180-60016-1	65	65	mg/L		0.5	Chesapeake	2017
Paint Gun Cleaner Related Waste	Tetrachloroethene	180-70521-1	200	100	mg/L	U	200	Sacramento	2017
WATER	Tetrachloroethene	180-76251-1	800	400	mg/L	U	800	Waukesha	2018
WATER	Tetrachloroethene	180-76250-1	800	400	mg/L	U	800	Wichita	2018
Paint Waste	Tetrachloroethene	180-70390-1	830	415	mg/L	U	830	Raleigh	2017
WASTE	Tetrachloroethene	180-74281-1	730	730	mg/L		620	Tallahassee	2018
WASTE	Tetrachloroethene	180-71828-2	960	960	mg/L	J	2000	Albuquerque	2018
Paint Gun Cleaner Related Waste	Tetrachloroethene	180-65692-1	2000	1000	mg/L	U	2000	Archdale	2017
Paint Gun Cleaner Related Waste	Tetrachloroethene	180-68704-1	2000	1000	mg/L	U	2000	Boise	2017
WASTE	Tetrachloroethene	180-77918-1	2000	1000	mg/L	U	2000	Archdale	2018
Paint Gun Cleaner Related Waste	Trichloroethene	180-58510-1	0.2	0.1	mg/L	U	0.2	Fresno	2016
Paint Gun Cleaner Related Waste	Trichloroethene	180-57951-1	0.2	0.1	mg/L	U	0.2	Los Angeles	2016
Paint Waste	Trichloroethene	180-58227-1	0.2	0.1	mg/L	U	0.2	Chandler	2016
Paint Waste	Trichloroethene	180-58024-1	0.2	0.1	mg/L	U	0.2	Los Angeles	2016
Paint Waste	Trichloroethene	180-58643-1	0.2	0.1	mg/L	U	0.2	Sacramento	2016
SOLID	Trichloroethene	180-80845-1	0.2	0.1	mg/L	U	0.2	Sacramento	2018
WATER	Trichloroethene	180-78619-1	0.2	0.1	mg/L	U	0.2	Santa Ana	2018
Paint Gun Cleaner Related Waste	Trichloroethene	180-55534-1	0.5	0.25	mg/L	U	0.5	Archdale	2016
Paint Gun Cleaner Related Waste	Trichloroethene	180-52547-1	0.5	0.25	mg/L	U	0.5	Boise	2016
Paint Gun Cleaner Related Waste	Trichloroethene	180-53492-1	0.5	0.25	mg/L	U	0.5	Chandler	2016
Paint Gun Cleaner Related Waste	Trichloroethene	180-56458-1	0.5	0.25	mg/L	U	0.5	Farmington	2016
Paint Gun Cleaner Related Waste	Trichloroethene	180-58737-1	0.5	0.25	mg/L	U	0.5	Highland	2016
Paint Gun Cleaner Related Waste	Trichloroethene	180-58659-1	0.5	0.25	mg/L	U	0.5	Sacramento	2016
Paint Gun Cleaner Related Waste	Trichloroethene	180-58153-1	0.5	0.25	mg/L	U	0.5	Santa Ana	2016
Paint Gun Cleaner Related Waste	Trichloroethene	180-56002-1	0.5	0.25	mg/L	U	0.5	St. Pauls	2016
Paint Gun Cleaner Related Waste	Trichloroethene	180-58141-1	0.5	0.25	mg/L	U	0.5	Tampa	2016
Paint Gun Cleaner Related Waste	Trichloroethene	180-58731-1	0.5	0.25	mg/L	U	0.5	Tulsa	2016
Paint Gun Cleaner Related Waste	Trichloroethene	180-58271-1	0.5	0.25	mg/L	U	0.5	Vinton	2016
Paint Waste	Trichloroethene	180-54776-1	0.5	0.25	mg/L	U	0.5	Chester	2016
Paint Waste	Trichloroethene	180-58677-1	0.5	0.25	mg/L	U	0.5	Clackamas	2016
Paint Waste	Trichloroethene	180-56412-1	0.5	0.25	mg/L	U	0.5	Farmington	2016
Paint Waste	Trichloroethene	180-58270-1	0.5	0.25	mg/L	U	0.5	Vinton	2016
Paint Gun Cleaner Related Waste	Trichloroethene	180-65692-1	0.5	0.25	mg/L	U	0.5	Archdale	2017
Paint Waste	Trichloroethene	180-66032-1	0.5	0.25	mg/L	U	0.5	Archdale	2017
Paint Waste	Trichloroethene	180-65188-1	0.5	0.25	mg/L	U	0.5	Chandler	2017
Paint Gun Cleaner Related Waste	Trichloroethene	180-69211-1	0.5	0.25	mg/L	U	0.5	Clackamas	2017

Paint Waste	Trichloroethene	180-69212-1	0.5	0.25	mg/L	U	0.5			Clackamas	2017
Paint Waste	Trichloroethene	180-69824-1	0.5	0.25	mg/L	U	0.5			Farmington	2017
Paint Gun Cleaner Related Waste	Trichloroethene	180-68638-1	0.5	0.25	mg/L	U	0.5			Los Angeles	2017
Paint Waste	Trichloroethene	180-68464-1	0.5	0.25	mg/L	U	0.5			Los Angeles	2017
Paint Gun Cleaner Related Waste	Trichloroethene	180-69240-1	0.5	0.25	mg/L	U	0.5			Oklahoma City	2017
Paint Gun Cleaner Related Waste	Trichloroethene	180-70805-1	0.5	0.25	mg/L	U	0.5			Salisbury	2017
Paint Gun Cleaner Related Waste	Trichloroethene	180-67818-1	0.5	0.25	mg/L	U	0.5			Santa Ana	2017
Paint Gun Cleaner Related Waste	Trichloroethene	180-68566-1	0.5	0.25	mg/L	U	0.5			St Pauls	2017
Paint Waste	Trichloroethene	180-70626-1	0.5	0.25	mg/L	U	0.5			St Pauls	2017
Paint Gun Cleaner Related Waste	Trichloroethene	180-66257-1	0.5	0.25	mg/L	U	0.5			Vinton	2017
Paint Gun Cleaner Related Waste	Trichloroethene	180-60251-1	0.5	0.25	mg/L	U	0.5			Waukesha	2017
Paint Gun Cleaner Related Waste	Trichloroethene	180-60751-1	0.5	0.25	mg/L	U	0.5			Barre	2017
Paint Gun Cleaner Related Waste	Trichloroethene	180-60754-1	0.5	0.25	mg/L	U	0.5			Barre	2017
Paint Waste	Trichloroethene	180-60017-1	0.5	0.25	mg/L	U	0.5			Chesapeake	2017
WASTE	Trichloroethene	180-77401-1	0.5	0.25	mg/L	U	0.5			Archdale	2018
WASTE	Trichloroethene	180-77515-1	0.5	0.25	mg/L	U	0.5			Boise	2018
WASTE	Trichloroethene	180-78464-1	0.5	0.25	mg/L	U	0.5			Chandler	2018
WASTE	Trichloroethene	180-77392-1	0.5	0.25	mg/L	U	0.5			Chester	2018
WASTE	Trichloroethene	180-77390-1	0.5	0.25	mg/L	U	0.5			Chester	2018
WASTE	Trichloroethene	180-81145-1	0.5	0.25	mg/L	U	0.5			Farmington	2018
WASTE	Trichloroethene	180-82562-1	0.5	0.25	mg/L	U	0.5			Farmington	2018
WASTE	Trichloroethene	180-80855-2	0.5	0.25	mg/L	U	0.5			Sacramento	2018
WASTE	Trichloroethene	180-82435-1	0.5	0.25	mg/L	U	0.5			Salisbury	2018
WASTE	Trichloroethene	180-82708-1	0.5	0.25	mg/L	U	0.5			St Pauls	2018
WASTE	Trichloroethene	180-79368-1	0.5	0.25	mg/L	U	0.5			Tampa	2018
WASTE	Trichloroethene	180-78693-1	0.5	0.25	mg/L	U	0.5			Vinton	2018
WASTE	Trichloroethene	180-72257-1	0.5	0.25	mg/L	U	0.5			Chester	2018
WASTE	Trichloroethene	180-71597-1	0.5	0.25	mg/L	U	0.5	54	91	Santa Ana	2018
Paint Waste	Trichloroethene	180-70518-1	2	1	mg/L	U	2			Sacramento	2017
WATER	Trichloroethene	180-78620-1	2	1	mg/L	U	2			Santa Ana	2018
Paint Waste	Trichloroethene	180-60015-1	1.1	1.1	mg/L		0.5			Chesapeake	2017
WASTE	Trichloroethene	180-76991-1	1.1	1.1	mg/L		0.5			Salt Lake City	2018
WASTE	Trichloroethene	180-81782-1	2.3	2.3	mg/L		0.5			Barre	2018
WASTE	Trichloroethene	180-78694-1	2.8	2.8	mg/L		0.5			Vinton	2018
WASTE	Trichloroethene	180-77003-1	3.1	3.1	mg/L		0.5			Chandler	2018
WASTE	Trichloroethene	180-82434-1	3.8	3.8	mg/L		0.5			Salisbury	2018
Paint Gun Cleaner Related Waste	Trichloroethene	180-70391-1	4.1	4.1	mg/L		0.5			Raleigh	2017
Paint Gun Cleaner Related Waste	Trichloroethene	180-58742-1	4.2	4.2	mg/L		0.5			Albuquerque	2016
Paint Gun Cleaner Related Waste	Trichloroethene	180-54775-1	5.1	5.1	mg/L		0.5			Chester	2016
WASTE	Trichloroethene	180-80380-1	5.2	5.2	mg/L		0.5			Tulsa	2018
Paint Gun Cleaner Related Waste	Trichloroethene	180-64797-1	6.6	6.6	mg/L		0.5			Wichita	2017
Paint Gun Cleaner Related Waste	Trichloroethene	180-68915-1	7.6	7.6	mg/L		0.5			Farmington	2017
Paint Gun Cleaner Related Waste	Trichloroethene	180-58402-1	8.6	8.6	mg/L		0.5			Charlotte	2016
WASTE	Trichloroethene	180-74279-1	8.6	8.6	mg/L		0.5			Tallahassee	2018
Paint Gun Cleaner Related Waste	Trichloroethene	180-53844-1	9.1	9.1	mg/L		0.5			Salt Lake City	2016
Paint Waste	Trichloroethene	180-66261-1	9.4	9.4	mg/L		0.5			Vinton	2017
WASTE	Trichloroethene	180-71828-2	9.5	9.5	mg/L		0.5			Albuquerque	2018
WASTE	Trichloroethene	180-72258-2	9.5	9.5	mg/L		0.5			Chester	2018
Paint Gun Cleaner Related Waste	Trichloroethene	180-65483-1	20	10	mg/L	U	20			Salt Lake City	2017
SOLID	Trichloroethene	180-81019-1	20	10	mg/L	U	20			Alqubuerque	2018
WATER	Trichloroethene	180-79871-1	20	10	mg/L	U	20			Los Angeles	2018
WASTE	Trichloroethene	180-77918-1	12	12	mg/L		0.25			Archdale	2018
WASTE	Trichloroethene	180-79771-1	13	13	mg/L		0.5			Oklahoma City	2018
Paint Gun Cleaner Related Waste	Trichloroethene	180-58671-1	14	14	mg/L		0.5			Clackamas	2016
Paint Gun Cleaner Related Waste	Trichloroethene	180-70322-1	14	14	mg/L		0.5			Chesapeake	2017
Paint Gun Cleaner Related Waste	Trichloroethene	180-68957-1	14	14	mg/L		0.5			Waukesha	2017
WASTE	Trichloroethene	180-82709-1	14	14	mg/L		0.5			St Pauls	2018

WATER	Trichloroethene	180-79869-1	40	20	mg/L	U	40	Los Angeles	2018
Paint Gun Cleaner Related Waste	Trichloroethene	180-68704-1	47	47	mg/L		0.5	Boise	2017
Paint Gun Cleaner Related Waste	Trichloroethene	180-60016-1	59	59	mg/L		0.5	Chesapeake	2017
Paint Gun Cleaner Related Waste	Trichloroethene	180-70521-1	200	100	mg/L	U	200	Sacramento	2017
WASTE	Trichloroethene	180-74281-1	620	310	mg/L	U	620	Tallahassee	2018
WATER	Trichloroethene	180-76251-1	800	400	mg/L	U	800	Waukesha	2018
WATER	Trichloroethene	180-76250-1	800	400	mg/L	U	800	Wichita	2018
Paint Waste	Trichloroethene	180-70390-1	830	415	mg/L	U	830	Raleigh	2017
WASTE	Vinyl chloride	180-77918-1	0.1	0.05	mg/L	U	0.1	Archdale	2018
Paint Gun Cleaner Related Waste	Vinyl Chloride	180-58742-1	0.2	0.1	mg/L	U	0.2	Albuquerque	2016
Paint Gun Cleaner Related Waste	Vinyl Chloride	180-55534-1	0.2	0.1	mg/L	U	0.2	Archdale	2016
Paint Gun Cleaner Related Waste	Vinyl Chloride	180-52547-1	0.2	0.1	mg/L	U	0.2	Boise	2016
Paint Gun Cleaner Related Waste	Vinyl Chloride	180-53492-1	0.2	0.1	mg/L	U	0.2	Chandler	2016
Paint Gun Cleaner Related Waste	Vinyl Chloride	180-58402-1	0.2	0.1	mg/L	U	0.2	Charlotte	2016
Paint Gun Cleaner Related Waste	Vinyl Chloride	180-54775-1	0.2	0.1	mg/L	U	0.2	Chester	2016
Paint Gun Cleaner Related Waste	Vinyl Chloride	180-58671-1	0.2	0.1	mg/L	U	0.2	Clackamas	2016
Paint Gun Cleaner Related Waste	Vinyl Chloride	180-56458-1	0.2	0.1	mg/L	U	0.2	Farmington	2016
Paint Gun Cleaner Related Waste	Vinyl Chloride	180-58510-1	0.2	0.1	mg/L	U	0.2	Fresno	2016
Paint Gun Cleaner Related Waste	Vinyl Chloride	180-58737-1	0.2	0.1	mg/L	U	0.2	Highland	2016
Paint Gun Cleaner Related Waste	Vinyl Chloride	180-57951-1	0.2	0.1	mg/L	U	0.2	Los Angeles	2016
Paint Gun Cleaner Related Waste	Vinyl Chloride	180-58659-1	0.2	0.1	mg/L	U	0.2	Sacramento	2016
Paint Gun Cleaner Related Waste	Vinyl Chloride	180-53844-1	0.2	0.1	mg/L	U	0.2	Salt Lake City	2016
Paint Gun Cleaner Related Waste	Vinyl Chloride	180-58153-1	0.2	0.1	mg/L	U	0.2	Santa Ana	2016
Paint Gun Cleaner Related Waste	Vinyl Chloride	180-56002-1	0.2	0.1	mg/L	U	0.2	St. Pauls	2016
Paint Gun Cleaner Related Waste	Vinyl Chloride	180-58141-1	0.2	0.1	mg/L	U	0.2	Tampa	2016
Paint Gun Cleaner Related Waste	Vinyl Chloride	180-58731-1	0.2	0.1	mg/L	U	0.2	Tulsa	2016
Paint Gun Cleaner Related Waste	Vinyl Chloride	180-58271-1	0.2	0.1	mg/L	U	0.2	Vinton	2016
Paint Waste	Vinyl Chloride	180-58227-1	0.2	0.1	mg/L	U	0.2	Chandler	2016
Paint Waste	Vinyl Chloride	180-54776-1	0.2	0.1	mg/L	U	0.2	Chester	2016
Paint Waste	Vinyl Chloride	180-58677-1	0.2	0.1	mg/L	U	0.2	Clackamas	2016
Paint Waste	Vinyl Chloride	180-56412-1	0.2	0.1	mg/L	U	0.2	Farmington	2016
Paint Waste	Vinyl Chloride	180-58024-1	0.2	0.1	mg/L	U	0.2	Los Angeles	2016
Paint Waste	Vinyl Chloride	180-58643-1	0.2	0.1	mg/L	U	0.2	Sacramento	2016
Paint Waste	Vinyl Chloride	180-58270-1	0.2	0.1	mg/L	U	0.2	Vinton	2016
Paint Gun Cleaner Related Waste	Vinyl chloride	180-65692-1	0.2	0.1	mg/L	U	0.2	Archdale	2017
Paint Waste	Vinyl chloride	180-66032-1	0.2	0.1	mg/L	U	0.2	Archdale	2017
Paint Gun Cleaner Related Waste	Vinyl chloride	180-68704-1	0.2	0.1	mg/L	U	0.2	Boise	2017
Paint Waste	Vinyl chloride	180-65188-1	0.2	0.1	mg/L	U	0.2	Chandler	2017
Paint Gun Cleaner Related Waste	Vinyl chloride	180-70322-1	0.2	0.1	mg/L	U	0.2	Chesapeake	2017
Paint Gun Cleaner Related Waste	Vinyl chloride	180-69211-1	0.2	0.1	mg/L	U	0.2	Clackamas	2017
Paint Waste	Vinyl chloride	180-69212-1	0.2	0.1	mg/L	U	0.2	Clackamas	2017
Paint Gun Cleaner Related Waste	Vinyl chloride	180-68915-1	0.2	0.1	mg/L	U	0.2	Farmington	2017
Paint Waste	Vinyl chloride	180-69824-1	0.2	0.1	mg/L	U	0.2	Farmington	2017
Paint Gun Cleaner Related Waste	Vinyl chloride	180-68638-1	0.2	0.1	mg/L	U	0.2	Los Angeles	2017
Paint Waste	Vinyl chloride	180-68464-1	0.2	0.1	mg/L	U	0.2	Los Angeles	2017
Paint Gun Cleaner Related Waste	Vinyl chloride	180-69240-1	0.2	0.1	mg/L	U	0.2	Oklahoma City	2017
Paint Gun Cleaner Related Waste	Vinyl chloride	180-70391-1	0.2	0.1	mg/L	U	0.2	Raleigh	2017
Paint Gun Cleaner Related Waste	Vinyl chloride	180-70805-1	0.2	0.1	mg/L	U	0.2	Salisbury	2017
Paint Gun Cleaner Related Waste	Vinyl chloride	180-67818-1	0.2	0.1	mg/L	U	0.2	Santa Ana	2017
Paint Gun Cleaner Related Waste	Vinyl chloride	180-68566-1	0.2	0.1	mg/L	U	0.2	St Pauls	2017
Paint Waste	Vinyl chloride	180-70626-1	0.2	0.1	mg/L	U	0.2	St Pauls	2017
Paint Gun Cleaner Related Waste	Vinyl chloride	180-66257-1	0.2	0.1	mg/L	U	0.2	Vinton	2017
Paint Waste	Vinyl chloride	180-66261-1	0.2	0.1	mg/L	U	0.2	Vinton	2017
Paint Gun Cleaner Related Waste	Vinyl chloride	180-68957-1	0.2	0.1	mg/L	U	0.2	Waukesha	2017
Paint Gun Cleaner Related Waste	Vinyl chloride	180-64797-1	0.2	0.1	mg/L	U	0.2	Wichita	2017
Paint Gun Cleaner Related Waste	Vinyl chloride	180-60016-1	0.2	0.1	mg/L	U	0.2	Chesapeake	2017
Paint Waste	Vinyl chloride	180-60015-1	0.2	0.1	mg/L	U	0.2	Chesapeake	2017

Paint Gun Cleaner Related Waste	Vinyl chloride	180-60251-1	0.2	0.1	mg/L	U	0.2			Waukesha	2017
Paint Gun Cleaner Related Waste	Vinyl chloride	180-60751-1	0.2	0.1	mg/L	U	0.2			Barre	2017
Paint Gun Cleaner Related Waste	Vinyl chloride	180-60754-1	0.2	0.1	mg/L	U	0.2			Barre	2017
Paint Waste	Vinyl chloride	180-60017-1	0.2	0.1	mg/L	U	0.2			Chesapeake	2017
WASTE	Vinyl chloride	180-77401-1	0.2	0.1	mg/L	U	0.2	54	91	Archdale	2018
WASTE	Vinyl chloride	180-81782-1	0.2	0.1	mg/L	U	0.2			Barre	2018
WASTE	Vinyl chloride	180-77515-1	0.2	0.1	mg/L	U	0.2			Boise	2018
WASTE	Vinyl chloride	180-77003-1	0.2	0.1	mg/L	U	0.2			Chandler	2018
WASTE	Vinyl chloride	180-78464-1	0.2	0.1	mg/L	U	0.2			Chandler	2018
WASTE	Vinyl chloride	180-77392-1	0.2	0.1	mg/L	U	0.2			Chester	2018
WASTE	Vinyl chloride	180-77390-1	0.2	0.1	mg/L	U	0.2			Chester	2018
WASTE	Vinyl chloride	180-81145-1	0.2	0.1	mg/L	U	0.2			Farmington	2018
WASTE	Vinyl chloride	180-82562-1	0.2	0.1	mg/L	U	0.2			Farmington	2018
WASTE	Vinyl chloride	180-79771-1	0.2	0.1	mg/L	U	0.2			Oklahoma City	2018
WASTE	Vinyl chloride	180-80855-2	0.2	0.1	mg/L	U	0.2			Sacramento	2018
SOLID	Vinyl chloride	180-80845-1	0.2	0.1	mg/L	U	0.2			Sacramento	2018
WASTE	Vinyl chloride	180-82434-1	0.2	0.1	mg/L	U	0.2			Salisbury	2018
WASTE	Vinyl chloride	180-82435-1	0.2	0.1	mg/L	U	0.2			Salisbury	2018
WASTE	Vinyl chloride	180-76991-1	0.2	0.1	mg/L	U	0.2			Salt Lake City	2018
WATER	Vinyl chloride	180-78619-1	0.2	0.1	mg/L	U	0.2			Santa Ana	2018
WASTE	Vinyl chloride	180-82709-1	0.2	0.1	mg/L	U	0.2			St Pauls	2018
WASTE	Vinyl chloride	180-82708-1	0.2	0.1	mg/L	U	0.2			St Pauls	2018
WASTE	Vinyl chloride	180-79368-1	0.2	0.1	mg/L	U	0.2			Tampa	2018
WASTE	Vinyl chloride	180-80380-1	0.2	0.1	mg/L	U	0.2			Tulsa	2018
WASTE	Vinyl chloride	180-78694-1	0.2	0.1	mg/L	U	0.2			Vinton	2018
WASTE	Vinyl chloride	180-78693-1	0.2	0.1	mg/L	U	0.2			Vinton	2018
WASTE	Vinyl chloride	180-71828-2	0.2	0.1	mg/L	U	0.2			Albuquerque	2018
WASTE	Vinyl chloride	180-72258-2	0.2	0.1	mg/L	U	0.2			Chester	2018
WASTE	Vinyl chloride	180-72257-1	0.2	0.1	mg/L	U	0.2			Chester	2018
WASTE	Vinyl chloride	180-71597-1	0.2	0.1	mg/L	U	0.2			Santa Ana	2018
WASTE	Vinyl chloride	180-74279-1	0.2	0.1	mg/L	U	0.2			Tallahassee	2018
Paint Waste	Vinyl chloride	180-70518-1	2	1	mg/L	U	2			Sacramento	2017
WATER	Vinyl chloride	180-78620-1	2	1	mg/L	U	2			Santa Ana	2018
Paint Gun Cleaner Related Waste	Vinyl chloride	180-65483-1	20	10	mg/L	U	20			Salt Lake City	2017
SOLID	Vinyl chloride	180-81019-1	20	10	mg/L	U	20			Alqubuerque	2018
WATER	Vinyl chloride	180-79871-1	20	10	mg/L	U	20			Los Angeles	2018
WATER	Vinyl chloride	180-79869-1	40	20	mg/L	U	40			Los Angeles	2018
Paint Gun Cleaner Related Waste	Vinyl chloride	180-70521-1	200	100	mg/L	U	200			Sacramento	2017
WASTE	Vinyl chloride	180-74281-1	260	130	mg/L	U	260			Tallahassee	2018
Paint Waste	Vinyl chloride	180-70390-1	330	165	mg/L	U	330			Raleigh	2017
WATER	Vinyl chloride	180-76251-1	800	400	mg/L	U	800			Waukesha	2018
WATER	Vinyl chloride	180-76250-1	800	400	mg/L	U	800			Wichita	2018

MATRIX	PARAMETER	LAB ID	RESULT	UNITS	QUALIFIER
	1,4-Dichlorobenzene Average		1.03857		
	2-Butanone (MEK) Average		43657.1		
	2-Methylphenol Average		0.291		
	Arsenic Average		0.25208		
	Barium Average		13.4654		
	Benzene Average		19.2959		
	Bulk Density Average		0.85		
	Cadmium Average		0.05542		
	Chlorobenzene Average		2.95231		
	Chloroform Average		30.25		
	Chromium Average		0.46947		
	Flashpoint Average		86.8875		
	Ignitability Average		#DIV/0!		
	Lead Average		1.69		
	Mercury Average		0.01141		
	pH Average		6.4089		
	Selenium Average		0.41617		
	Silver Average		0.31333		
	Specific Gravity Average		0.85364		
	Tetrachloroethene Average		53.0909		
	Trichloroethene Average		11.1038		

MATRIX	PARAMETER	LAB ID	RESULT	RANKED DATA	UNITS	QUALIFIER	REPORTING LIMIT	Uth VALUE	COUNT	FACILITY	YEAR
Dry Cleaning PERC Bottoms	1,1-Dichloroethene	180-54966-2	0.2	0.1	mg/L	U	0.2			Archdale	2016
Dry Cleaning PERC Filters	1,1-Dichloroethene	180-52709-1	0.2	0.1	mg/L	U	0.2			Boise	2016
Dry Cleaning PERC Filters	1,1-Dichloroethene	180-54769-1	0.2	0.1	mg/L	U	0.2			Chester	2016
Dry Cleaning PERC Filters	1,1-Dichloroethene	180-68706-1	0.2	0.1	mg/L	U	0.2			Boise	2017
Dry Cleaning PERC Bottoms	1,1-Dichloroethene	180-58794-1	0.5	0.25	mg/L	U	0.5			Albuquerque	2016
Dry Cleaning PERC Bottoms	1,1-Dichloroethene	180-52712-1	0.5	0.25	mg/L	U	0.5			Boise	2016
Dry Cleaning PERC Bottoms	1,1-Dichloroethene	180-57430-2	0.5	0.25	mg/L	U	0.5			Chandler	2016
Dry Cleaning PERC Bottoms	1,1-Dichloroethene	180-58397-1	0.5	0.25	mg/L	U	0.5			Charlotte	2016
Dry Cleaning PERC Bottoms	1,1-Dichloroethene	180-56884-2	0.5	0.25	mg/L	U	0.5			Farmington	2016
Dry Cleaning PERC Bottoms	1,1-Dichloroethene	180-58509-1	0.5	0.25	mg/L	U	0.5			Fresno	2016
Dry Cleaning PERC Bottoms	1,1-Dichloroethene	180-58658-1	0.5	0.25	mg/L	U	0.5			Highland	2016
Dry Cleaning PERC Bottoms	1,1-Dichloroethene	180-58494-1	0.5	0.25	mg/L	U	0.5			Raleigh	2016
Dry Cleaning PERC Bottoms	1,1-Dichloroethene	180-58157-1	0.5	0.25	mg/L	U	0.5			Santa Ana	2016
Dry Cleaning PERC Bottoms	1,1-Dichloroethene	180-56181-1	0.5	0.25	mg/L	U	0.5			St. Pauls	2016
Dry Cleaning PERC Bottoms	1,1-Dichloroethene	180-58619-1	0.5	0.25	mg/L	U	0.5			Tulsa	2016
Dry Cleaning PERC Bottoms	1,1-Dichloroethene	180-58267-1	0.5	0.25	mg/L	U	0.5			Vinton	2016
Dry Cleaning PERC Bottoms	1,1-Dichloroethene	180-70623-1	0.5	0.25	mg/L	U	0.5			Albuquerque	2017
Dry Cleaning PERC Bottoms	1,1-Dichloroethene	180-68699-1	0.5	0.25	mg/L	U *	0.5			Boise	2017
Dry Cleaning PERC Bottoms	1,1-Dichloroethene	180-65927-1	0.5	0.25	mg/L	U	0.5			Farmington	2017
Dry Cleaning PERC Bottoms	1,1-Dichloroethene	180-68639-1	0.5	0.25	mg/L	U	0.5			Los Angeles	2017
Dry Cleaning PERC Bottoms	1,1-Dichloroethene	180-70387-1	0.5	0.25	mg/L	U *	0.5			Raleigh	2017
Dry Cleaning PERC Bottoms	1,1-Dichloroethene	180-65481-1	0.5	0.25	mg/L	U	0.5			Salt Lake City	2017
Dry Cleaning PERC Bottoms	1,1-Dichloroethene	180-66258-1	0.5	0.25	mg/L	U *	0.5			Vinton	2017
Dry Cleaning PERC Bottoms	1,1-Dichloroethene	180-60898-1	0.5	0.25	mg/L	U	0.5			Archdale	2017
Dry Cleaning PERC Bottoms	1,1-Dichloroethene	180-60416-1	0.5	0.25	mg/L	U	0.5			Barre	2017
WASTE	1,1-Dichloroethene	180-82586-2	0.5	0.25	mg/L	U	0.5			Albuquerque	2018
WASTE	1,1-Dichloroethene	180-77923-1	0.5	0.25	mg/L	U	0.5			Archdale	2018
WASTE	1,1-Dichloroethene	180-77463-1	0.5	0.25	mg/L	U	0.5			Boise	2018
WASTE	1,1-Dichloroethene	180-79367-1	0.5	0.25	mg/L	U	0.5	29	46	Tampa	2018
WASTE	1,1-Dichloroethene	180-78208-1	0.5	0.25	mg/L	U	0.5			Vinton	2018
WASTE	1,1-Dichloroethene	180-72185-1	0.5	0.25	mg/L	U *	0.5			Salisbury	2018
WASTE	1,1-Dichloroethene	180-74542-1	0.5	0.25	mg/L	U *	0.5			St Pauls	2018
WASTE	1,1-Dichloroethene	180-81952-1	0.49	0.49	mg/L	J	0.5			Barre	2018
SOLID	1,1-Dichloroethene	180-80927-1	5	2.5	mg/L	U	5			Boise	2018
Dry Cleaning PERC Filters	1,1-Dichloroethene	180-64912-1	20	10	mg/L	U	20			Chandler	2017
SOLID	1,1-Dichloroethene	180-77835-1	20	10	mg/L	U	20			Chandler	2018
Dry Cleaning PERC Bottoms	1,1-Dichloroethene	180-60914-1	25	12.5	mg/L	U	25			Tampa	2017
SOLID	1,1-Dichloroethene	180-77387-1	40	20	mg/L	U	40			Chester	2018
SOLID	1,1-Dichloroethene	180-80463-1	130	65	mg/L	U	130			Los Angeles	2018
WATER	1,1-Dichloroethene	180-79078-1	200	100	mg/L	U	200			St Pauls	2018
Dry Cleaning PERC Bottoms	1,1-Dichloroethene	180-58021-1	250	125	mg/L	U	250			Los Angeles	2016
Dry Cleaning PERC Bottoms	1,1-Dichloroethene	180-66535-1	440	220	mg/Kg	U	440			Chester	2017
Dry Cleaning PERC Bottoms	1,1-Dichloroethene	180-64913-2	3200	1600	mg/L	U	3200			Chandler	2017
Dry Cleaning PERC Bottoms	1,1-Dichloroethene	180-65789-1	13000	6500	mg/L	U	13000			Archdale	2017
WASTE	1,1-Dichloroethene	180-77833-1	40000	20000	mg/L	U	40000			Chandler	2018
WATER	1,1-Dichloroethene	180-79650-1	200000	100000	mg/L	U	200000			Salt Lake City	2018
Dry Cleaning PERC Bottoms	1,2-Dichloroethane	180-54966-2	0.2	0.1	mg/L	U	0.2			Archdale	2016
Dry Cleaning PERC Filters	1,2-Dichloroethane	180-52709-1	0.2	0.1	mg/L	U	0.2			Boise	2016
Dry Cleaning PERC Filters	1,2-Dichloroethane	180-54769-1	0.2	0.1	mg/L	U	0.2			Chester	2016
Dry Cleaning PERC Filters	1,2-Dichloroethane	180-68706-1	0.2	0.1	mg/L	U	0.2			Boise	2017
WASTE	1,2-Dichloroethane	180-77833-1	0.25	0.125	mg/L	U	0.25			Chandler	2018
Dry Cleaning PERC Bottoms	1,2-Dichloroethane	180-58794-1	0.5	0.25	mg/L	U	0.5			Albuquerque	2016
Dry Cleaning PERC Bottoms	1,2-Dichloroethane	180-52712-1	0.5	0.25	mg/L	U	0.5			Boise	2016
Dry Cleaning PERC Bottoms	1,2-Dichloroethane	180-57430-2	0.5	0.25	mg/L	U	0.5			Chandler	2016

Dry Cleaning PERC Bottoms	1,2-Dichloroethane	180-58397-1	0.5	0.25	mg/L	U	0.5			Charlotte	2016
Dry Cleaning PERC Bottoms	1,2-Dichloroethane	180-56884-2	0.5	0.25	mg/L	U	0.5			Farmington	2016
Dry Cleaning PERC Bottoms	1,2-Dichloroethane	180-58509-1	0.5	0.25	mg/L	U	0.5			Fresno	2016
Dry Cleaning PERC Bottoms	1,2-Dichloroethane	180-58658-1	0.5	0.25	mg/L	U	0.5			Highland	2016
Dry Cleaning PERC Bottoms	1,2-Dichloroethane	180-58494-1	0.5	0.25	mg/L	U	0.5			Raleigh	2016
Dry Cleaning PERC Bottoms	1,2-Dichloroethane	180-58157-1	0.5	0.25	mg/L	U	0.5			Santa Ana	2016
Dry Cleaning PERC Bottoms	1,2-Dichloroethane	180-56181-1	0.5	0.25	mg/L	U	0.5			St. Pauls	2016
Dry Cleaning PERC Bottoms	1,2-Dichloroethane	180-58619-1	0.5	0.25	mg/L	U	0.5			Tulsa	2016
Dry Cleaning PERC Bottoms	1,2-Dichloroethane	180-58267-1	0.5	0.25	mg/L	U	0.5			Vinton	2016
Dry Cleaning PERC Bottoms	1,2-Dichloroethane	180-70623-1	0.5	0.25	mg/L	U	0.5			Albuquerque	2017
Dry Cleaning PERC Bottoms	1,2-Dichloroethane	180-68699-1	0.5	0.25	mg/L	U	0.5			Boise	2017
Dry Cleaning PERC Bottoms	1,2-Dichloroethane	180-65927-1	0.5	0.25	mg/L	U	0.5			Farmington	2017
Dry Cleaning PERC Bottoms	1,2-Dichloroethane	180-68639-1	0.5	0.25	mg/L	U	0.5			Los Angeles	2017
Dry Cleaning PERC Bottoms	1,2-Dichloroethane	180-70387-1	0.5	0.25	mg/L	U	0.5			Raleigh	2017
Dry Cleaning PERC Bottoms	1,2-Dichloroethane	180-65481-1	0.5	0.25	mg/L	U	0.5			Salt Lake City	2017
Dry Cleaning PERC Bottoms	1,2-Dichloroethane	180-66258-1	0.5	0.25	mg/L	U	0.5			Vinton	2017
Dry Cleaning PERC Bottoms	1,2-Dichloroethane	180-60416-1	0.5	0.25	mg/L	U	0.5			Barre	2017
WASTE	1,2-Dichloroethane	180-82586-2	0.5	0.25	mg/L	U	0.5			Albuquerque	2018
WASTE	1,2-Dichloroethane	180-77923-1	0.5	0.25	mg/L	U	0.5			Archdale	2018
WASTE	1,2-Dichloroethane	180-81952-1	0.5	0.25	mg/L	U	0.5			Barre	2018
WASTE	1,2-Dichloroethane	180-77463-1	0.5	0.25	mg/L	U	0.5	29	46	Boise	2018
WASTE	1,2-Dichloroethane	180-79367-1	0.5	0.25	mg/L	U	0.5			Tampa	2018
WASTE	1,2-Dichloroethane	180-78208-1	0.5	0.25	mg/L	U	0.5			Vinton	2018
WASTE	1,2-Dichloroethane	180-72185-1	0.5	0.25	mg/L	U	0.5			Salisbury	2018
WASTE	1,2-Dichloroethane	180-74542-1	0.5	0.25	mg/L	U	0.5			St Pauls	2018
Dry Cleaning PERC Bottoms	1,2-Dichloroethane	180-60898-1	0.54	0.54	mg/L		0.5			Archdale	2017
SOLID	1,2-Dichloroethane	180-80927-1	5	2.5	mg/L	U	5			Boise	2018
Dry Cleaning PERC Filters	1,2-Dichloroethane	180-64912-1	20	10	mg/L	U	20			Chandler	2017
SOLID	1,2-Dichloroethane	180-77835-1	20	10	mg/L	U	20			Chandler	2018
Dry Cleaning PERC Bottoms	1,2-Dichloroethane	180-60914-1	25	12.5	mg/L	U	25			Tampa	2017
SOLID	1,2-Dichloroethane	180-77387-1	40	20	mg/L	U	40			Chester	2018
SOLID	1,2-Dichloroethane	180-80463-1	130	65	mg/L	U	130			Los Angeles	2018
WATER	1,2-Dichloroethane	180-79078-1	200	100	mg/L	U	200			St Pauls	2018
Dry Cleaning PERC Bottoms	1,2-Dichloroethane	180-58021-1	250	125	mg/L	U	250			Los Angeles	2016
Dry Cleaning PERC Bottoms	1,2-Dichloroethane	180-66535-1	440	220	mg/Kg	U	440			Chester	2017
Dry Cleaning PERC Bottoms	1,2-Dichloroethane	180-64913-2	3200	1600	mg/L	U	3200			Chandler	2017
Dry Cleaning PERC Bottoms	1,2-Dichloroethane	180-65789-1	13000	6500	mg/L	U	13000			Archdale	2017
WATER	1,2-Dichloroethane	180-79650-1	200000	100000	mg/L	U	200000			Salt Lake City	2018
Dry Cleaning PERC Bottoms	1,4-Dichlorobenzene	180-54966-2	0.2	0.1	mg/L	U	0.2			Archdale	2016
Dry Cleaning PERC Filters	1,4-Dichlorobenzene	180-52709-1	0.2	0.1	mg/L	U *	0.2			Boise	2016
Dry Cleaning PERC Filters	1,4-Dichlorobenzene	180-54769-1	0.2	0.1	mg/L	U	0.2			Chester	2016
Dry Cleaning PERC Filters	1,4-Dichlorobenzene	180-68706-1	0.2	0.1	mg/L	U	0.2			Boise	2017
Dry Cleaning PERC Bottoms	1,4-Dichlorobenzene	180-70387-1	0.23	0.23	mg/L	J	0.5			Raleigh	2017
Dry Cleaning PERC Bottoms	1,4-Dichlorobenzene	180-65927-1	0.5	0.25	mg/L	U	0.5			Farmington	2017
WASTE	1,4-Dichlorobenzene	180-82586-2	0.5	0.25	mg/L	U	0.5			Albuquerque	2018
WASTE	1,4-Dichlorobenzene	180-79367-1	0.5	0.25	mg/L	U	0.5			Tampa	2018
WASTE	1,4-Dichlorobenzene	180-78208-1	0.5	0.25	mg/L	U	0.5			Vinton	2018
Dry Cleaning PERC Bottoms	1,4-Dichlorobenzene	180-58658-1	0.27	0.27	mg/L	J	0.5			Highland	2016
Dry Cleaning PERC Bottoms	1,4-Dichlorobenzene	180-60416-1	0.28	0.28	mg/L	J	0.5			Barre	2017
Dry Cleaning PERC Bottoms	1,4-Dichlorobenzene	180-68699-1	0.31	0.31	mg/L	J	0.5			Boise	2017
WASTE	1,4-Dichlorobenzene	180-81952-1	0.31	0.31	mg/L	J	0.5			Barre	2018
WASTE	1,4-Dichlorobenzene	180-77833-1	0.36	0.36	mg/L		0.25			Chandler	2018
Dry Cleaning PERC Bottoms	1,4-Dichlorobenzene	180-66258-1	0.39	0.39	mg/L	J	0.5			Vinton	2017
Dry Cleaning PERC Bottoms	1,4-Dichlorobenzene	180-70623-1	0.46	0.46	mg/L	J	0.5			Albuquerque	2017
Dry Cleaning PERC Bottoms	1,4-Dichlorobenzene	180-58794-1	0.5	0.5	mg/L		0.5			Albuquerque	2016

Dry Cleaning PERC Bottoms	1,4-Dichlorobenzene	180-60898-1	0.58	0.58	mg/L		0.5			Archdale	2017
WASTE	1,4-Dichlorobenzene	180-72185-1	0.6	0.6	mg/L		0.5			Salisbury	2018
Dry Cleaning PERC Bottoms	1,4-Dichlorobenzene	180-65481-1	0.79	0.79	mg/L		0.5			Salt Lake City	2017
WASTE	1,4-Dichlorobenzene	180-77463-1	0.86	0.86	mg/L		0.5			Boise	2018
Dry Cleaning PERC Bottoms	1,4-Dichlorobenzene	180-56884-2	0.99	0.99	mg/L		0.5			Farmington	2016
Dry Cleaning PERC Bottoms	1,4-Dichlorobenzene	180-58267-1	1	1	mg/L		0.5			Vinton	2016
Dry Cleaning PERC Bottoms	1,4-Dichlorobenzene	180-58157-1	1.1	1.1	mg/L		0.5			Santa Ana	2016
Dry Cleaning PERC Bottoms	1,4-Dichlorobenzene	180-57430-2	1.6	1.6	mg/L		0.5			Chandler	2016
Dry Cleaning PERC Bottoms	1,4-Dichlorobenzene	180-58619-1	1.8	1.8	mg/L		0.5			Tulsa	2016
SOLID	1,4-Dichlorobenzene	180-80927-1	5	2.5	mg/L	U	5			Boise	2018
Dry Cleaning PERC Bottoms	1,4-Dichlorobenzene	180-58397-1	2.9	2.9	mg/L		0.5			Charlotte	2016
Dry Cleaning PERC Bottoms	1,4-Dichlorobenzene	180-52712-1	3.5	3.5	mg/L		0.5	29	46	Boise	2016
Dry Cleaning PERC Bottoms	1,4-Dichlorobenzene	180-68639-1	4.1	4.1	mg/L		0.5			Los Angeles	2017
Dry Cleaning PERC Bottoms	1,4-Dichlorobenzene	180-58509-1	5.7	5.7	mg/L		0.5			Fresno	2016
WASTE	1,4-Dichlorobenzene	180-74542-1	6.5	6.5	mg/L		0.5			St Pauls	2018
WASTE	1,4-Dichlorobenzene	180-77923-1	7.2	7.2	mg/L		0.5			Archdale	2018
Dry Cleaning PERC Bottoms	1,4-Dichlorobenzene	180-58494-1	7.5	7.5	mg/L		0.5			Raleigh	2016
Dry Cleaning PERC Filters	1,4-Dichlorobenzene	180-64912-1	20	10	mg/L	U	20			Chandler	2017
SOLID	1,4-Dichlorobenzene	180-77835-1	20	10	mg/L	U	20			Chandler	2018
Dry Cleaning PERC Bottoms	1,4-Dichlorobenzene	180-60914-1	25	12.5	mg/L	U	25			Tampa	2017
Dry Cleaning PERC Bottoms	1,4-Dichlorobenzene	180-56181-1	13	13	mg/L		0.5			St. Pauls	2016
SOLID	1,4-Dichlorobenzene	180-77387-1	40	20	mg/L	U	40			Chester	2018
SOLID	1,4-Dichlorobenzene	180-80463-1	130	65	mg/L	U	130			Los Angeles	2018
WATER	1,4-Dichlorobenzene	180-79078-1	200	100	mg/L	U	200			St Pauls	2018
Dry Cleaning PERC Bottoms	1,4-Dichlorobenzene	180-58021-1	250	125	mg/L	U	250			Los Angeles	2016
Dry Cleaning PERC Bottoms	1,4-Dichlorobenzene	180-66535-1	440	220	mg/Kg	U	440			Chester	2017
Dry Cleaning PERC Bottoms	1,4-Dichlorobenzene	180-64913-2	3200	1600	mg/L	U	3200			Chandler	2017
Dry Cleaning PERC Bottoms	1,4-Dichlorobenzene	180-65789-1	13000	6500	mg/L	U	13000			Archdale	2017
WATER	1,4-Dichlorobenzene	180-79650-1	200000	100000	mg/L	U	200000			Salt Lake City	2018
Dry Cleaning PERC Bottoms	2,4,5-Trichlorophenol	180-54966-2	0.05	0.025	mg/L	U	0.05			Archdale	2016
Dry Cleaning PERC Filters	2,4,5-Trichlorophenol	180-52709-1	0.05	0.025	mg/L	U	0.05			Boise	2016
Dry Cleaning PERC Filters	2,4,5-Trichlorophenol	180-54769-1	0.05	0.025	mg/L	U	0.05			Chester	2016
Dry Cleaning PERC Filters	2,4,5-Trichlorophenol	180-68706-1	0.05	0.025	mg/L	U	0.05			Boise	2017
Dry Cleaning PERC Filters	2,4,5-Trichlorophenol	180-64912-1	0.05	0.025	mg/L	U	0.05			Chandler	2017
Dry Cleaning PERC Bottoms	2,4,5-Trichlorophenol	180-60914-1	0.05	0.025	mg/L	U	0.05			Tampa	2017
SOLID	2,4,5-Trichlorophenol	180-80927-1	0.05	0.025	mg/L	U	0.05			Boise	2018
SOLID	2,4,5-Trichlorophenol	180-77835-1	0.05	0.025	mg/L	U	0.05			Chandler	2018
SOLID	2,4,5-Trichlorophenol	180-77387-1	0.05	0.025	mg/L	U	0.05			Chester	2018
SOLID	2,4,5-Trichlorophenol	180-80463-1	0.05	0.025	mg/L	U	0.05			Los Angeles	2018
WATER	2,4,5-Trichlorophenol	180-79078-1	0.05	0.025	mg/L	U	0.05			St Pauls	2018
Dry Cleaning PERC Bottoms	2,4,5-Trichlorophenol	180-64913-2	0.049	0.049	mg/L	J	0.063			Chandler	2017
Dry Cleaning PERC Bottoms	2,4,5-Trichlorophenol	180-58794-1	0.13	0.065	mg/L	U	0.13			Albuquerque	2016
Dry Cleaning PERC Bottoms	2,4,5-Trichlorophenol	180-52712-1	0.13	0.065	mg/L	U	0.13			Boise	2016
Dry Cleaning PERC Bottoms	2,4,5-Trichlorophenol	180-58397-1	0.13	0.065	mg/L	U	0.13			Charlotte	2016
Dry Cleaning PERC Bottoms	2,4,5-Trichlorophenol	180-56884-2	0.13	0.065	mg/L	U	0.13			Farmington	2016
Dry Cleaning PERC Bottoms	2,4,5-Trichlorophenol	180-58509-1	0.13	0.065	mg/L	U	0.13			Fresno	2016
Dry Cleaning PERC Bottoms	2,4,5-Trichlorophenol	180-58494-1	0.13	0.065	mg/L	U	0.13			Raleigh	2016
Dry Cleaning PERC Bottoms	2,4,5-Trichlorophenol	180-56181-1	0.13	0.065	mg/L	U	0.13			St. Pauls	2016
Dry Cleaning PERC Bottoms	2,4,5-Trichlorophenol	180-58267-1	0.13	0.065	mg/L	U	0.13			Vinton	2016
Dry Cleaning PERC Bottoms	2,4,5-Trichlorophenol	180-70623-1	0.13	0.065	mg/L	U	0.13			Albuquerque	2017
Dry Cleaning PERC Bottoms	2,4,5-Trichlorophenol	180-68699-1	0.13	0.065	mg/L	U	0.13			Boise	2017
Dry Cleaning PERC Bottoms	2,4,5-Trichlorophenol	180-68639-1	0.13	0.065	mg/L	U	0.13			Los Angeles	2017
Dry Cleaning PERC Bottoms	2,4,5-Trichlorophenol	180-70387-1	0.13	0.065	mg/L	U	0.13			Raleigh	2017
Dry Cleaning PERC Bottoms	2,4,5-Trichlorophenol	180-65481-1	0.13	0.065	mg/L	U	0.13			Salt Lake City	2017
Dry Cleaning PERC Bottoms	2,4,5-Trichlorophenol	180-66258-1	0.13	0.065	mg/L	U	0.13			Vinton	2017

Dry Cleaning PERC Bottoms	2,4,5-Trichlorophenol	180-60898-1	0.13	0.065	mg/L	U	0.13			Archdale	2017
Dry Cleaning PERC Bottoms	2,4,5-Trichlorophenol	180-60416-1	0.13	0.065	mg/L	U	0.13			Barre	2017
WASTE	2,4,5-Trichlorophenol	180-82586-2	0.13	0.065	mg/L	U	0.13	29	46	Albuquerque	2018
WASTE	2,4,5-Trichlorophenol	180-77923-1	0.13	0.065	mg/L	U	0.13			Archdale	2018
WASTE	2,4,5-Trichlorophenol	180-77463-1	0.13	0.065	mg/L	U	0.13			Boise	2018
WASTE	2,4,5-Trichlorophenol	180-77833-1	0.13	0.065	mg/L	U	0.13			Chandler	2018
WASTE	2,4,5-Trichlorophenol	180-79367-1	0.13	0.065	mg/L	U	0.13			Tampa	2018
WASTE	2,4,5-Trichlorophenol	180-78208-1	0.13	0.065	mg/L	U	0.13			Vinton	2018
WASTE	2,4,5-Trichlorophenol	180-72185-1	0.13	0.065	mg/L	U	0.13			Salisbury	2018
WASTE	2,4,5-Trichlorophenol	180-74542-1	0.13	0.065	mg/L	U *	0.13			St Pauls	2018
Dry Cleaning PERC Bottoms	2,4,5-Trichlorophenol	180-58021-1	0.25	0.125	mg/L	U	0.25			Los Angeles	2016
Dry Cleaning PERC Bottoms	2,4,5-Trichlorophenol	180-58619-1	0.16	0.16	mg/L	p	0.13			Tulsa	2016
Dry Cleaning PERC Bottoms	2,4,5-Trichlorophenol	180-65927-1	0.42	0.42	mg/L		0.13			Farmington	2017
Dry Cleaning PERC Bottoms	2,4,5-Trichlorophenol	180-58658-1	1.7	1.7	mg/L	p	0.13			Highland	2016
WASTE	2,4,5-Trichlorophenol	180-81952-1	1.8	1.8	mg/L	p	0.13			Barre	2018
Dry Cleaning PERC Bottoms	2,4,5-Trichlorophenol	180-58157-1	3.9	3.9	mg/L		0.63			Santa Ana	2016
Dry Cleaning PERC Bottoms	2,4,5-Trichlorophenol	180-65789-1	10	5	mg/L	U	10			Archdale	2017
Dry Cleaning PERC Bottoms	2,4,5-Trichlorophenol	180-66535-1	10	5	mg/Kg	U	10			Chester	2017
WATER	2,4,5-Trichlorophenol	180-79650-1	10	5	mg/L	U	10			Salt Lake City	2018
Dry Cleaning PERC Bottoms	2,4,5-Trichlorophenol	180-57430-2	20	10	mg/L	U	20			Chandler	2016
Dry Cleaning PERC Bottoms	2,4,6-Trichlorophenol	180-54966-2	0.05	0.025	mg/L	U	0.05			Archdale	2016
Dry Cleaning PERC Filters	2,4,6-Trichlorophenol	180-52709-1	0.05	0.025	mg/L	U	0.05			Boise	2016
Dry Cleaning PERC Filters	2,4,6-Trichlorophenol	180-54769-1	0.05	0.025	mg/L	U	0.05			Chester	2016
Dry Cleaning PERC Filters	2,4,6-Trichlorophenol	180-68706-1	0.05	0.025	mg/L	U	0.05			Boise	2017
Dry Cleaning PERC Filters	2,4,6-Trichlorophenol	180-64912-1	0.05	0.025	mg/L	U	0.05			Chandler	2017
Dry Cleaning PERC Bottoms	2,4,6-Trichlorophenol	180-60914-1	0.05	0.025	mg/L	U	0.05			Tampa	2017
SOLID	2,4,6-Trichlorophenol	180-80927-1	0.05	0.025	mg/L	U	0.05			Boise	2018
SOLID	2,4,6-Trichlorophenol	180-77835-1	0.05	0.025	mg/L	U	0.05			Chandler	2018
SOLID	2,4,6-Trichlorophenol	180-77387-1	0.05	0.025	mg/L	U	0.05			Chester	2018
SOLID	2,4,6-Trichlorophenol	180-80463-1	0.05	0.025	mg/L	U	0.05			Los Angeles	2018
WATER	2,4,6-Trichlorophenol	180-79078-1	0.05	0.025	mg/L	U	0.05			St Pauls	2018
Dry Cleaning PERC Bottoms	2,4,6-Trichlorophenol	180-64913-2	0.063	0.0315	mg/L	U	0.063			Chandler	2017
Dry Cleaning PERC Bottoms	2,4,6-Trichlorophenol	180-58794-1	0.13	0.065	mg/L	U	0.13			Albuquerque	2016
Dry Cleaning PERC Bottoms	2,4,6-Trichlorophenol	180-52712-1	0.13	0.065	mg/L	U	0.13			Boise	2016
Dry Cleaning PERC Bottoms	2,4,6-Trichlorophenol	180-58397-1	0.13	0.065	mg/L	U	0.13			Charlotte	2016
Dry Cleaning PERC Bottoms	2,4,6-Trichlorophenol	180-56884-2	0.13	0.065	mg/L	U	0.13			Farmington	2016
Dry Cleaning PERC Bottoms	2,4,6-Trichlorophenol	180-58658-1	0.13	0.065	mg/L	U	0.13			Highland	2016
Dry Cleaning PERC Bottoms	2,4,6-Trichlorophenol	180-58494-1	0.13	0.065	mg/L	U	0.13			Raleigh	2016
Dry Cleaning PERC Bottoms	2,4,6-Trichlorophenol	180-58157-1	0.13	0.065	mg/L	U	0.13			Santa Ana	2016
Dry Cleaning PERC Bottoms	2,4,6-Trichlorophenol	180-56181-1	0.13	0.065	mg/L	U	0.13			St. Pauls	2016
Dry Cleaning PERC Bottoms	2,4,6-Trichlorophenol	180-58267-1	0.13	0.065	mg/L	U	0.13			Vinton	2016
Dry Cleaning PERC Bottoms	2,4,6-Trichlorophenol	180-70623-1	0.13	0.065	mg/L	U	0.13			Albuquerque	2017
Dry Cleaning PERC Bottoms	2,4,6-Trichlorophenol	180-65927-1	0.13	0.065	mg/L	U	0.13			Farmington	2017
Dry Cleaning PERC Bottoms	2,4,6-Trichlorophenol	180-68639-1	0.13	0.065	mg/L	U	0.13			Los Angeles	2017
Dry Cleaning PERC Bottoms	2,4,6-Trichlorophenol	180-70387-1	0.13	0.065	mg/L	U	0.13			Raleigh	2017
Dry Cleaning PERC Bottoms	2,4,6-Trichlorophenol	180-65481-1	0.13	0.065	mg/L	U	0.13			Salt Lake City	2017
Dry Cleaning PERC Bottoms	2,4,6-Trichlorophenol	180-66258-1	0.13	0.065	mg/L	U	0.13			Vinton	2017
Dry Cleaning PERC Bottoms	2,4,6-Trichlorophenol	180-60898-1	0.13	0.065	mg/L	U	0.13			Archdale	2017
Dry Cleaning PERC Bottoms	2,4,6-Trichlorophenol	180-60416-1	0.13	0.065	mg/L	U	0.13	29	46	Barre	2017
WASTE	2,4,6-Trichlorophenol	180-82586-2	0.13	0.065	mg/L	U	0.13			Albuquerque	2018
WASTE	2,4,6-Trichlorophenol	180-81952-1	0.13	0.065	mg/L	U	0.13			Barre	2018
WASTE	2,4,6-Trichlorophenol	180-77463-1	0.13	0.065	mg/L	U	0.13			Boise	2018
WASTE	2,4,6-Trichlorophenol	180-77833-1	0.13	0.065	mg/L	U	0.13			Chandler	2018
WASTE	2,4,6-Trichlorophenol	180-79367-1	0.13	0.065	mg/L	U	0.13			Tampa	2018
WASTE	2,4,6-Trichlorophenol	180-78208-1	0.13	0.065	mg/L	U	0.13			Vinton	2018

WASTE	2,4,6-Trichlorophenol	180-72185-1	0.13	0.065	mg/L	U	0.13			Salisbury	2018
WASTE	2,4,6-Trichlorophenol	180-74542-1	0.13	0.065	mg/L	U *	0.13			St Pauls	2018
Dry Cleaning PERC Bottoms	2,4,6-Trichlorophenol	180-58021-1	0.25	0.125	mg/L	U	0.25			Los Angeles	2016
WASTE	2,4,6-Trichlorophenol	180-77923-1	0.14	0.14	mg/L	p	0.13			Archdale	2018
Dry Cleaning PERC Bottoms	2,4,6-Trichlorophenol	180-58509-1	0.28	0.28	mg/L		0.13			Fresno	2016
Dry Cleaning PERC Bottoms	2,4,6-Trichlorophenol	180-68699-1	0.47	0.47	mg/L		0.13			Boise	2017
Dry Cleaning PERC Bottoms	2,4,6-Trichlorophenol	180-58619-1	0.54	0.54	mg/L	p	0.13			Tulsa	2016
Dry Cleaning PERC Bottoms	2,4,6-Trichlorophenol	180-65789-1	10	5	mg/L	U	10			Archdale	2017
Dry Cleaning PERC Bottoms	2,4,6-Trichlorophenol	180-66535-1	10	5	mg/Kg	U	10			Chester	2017
WATER	2,4,6-Trichlorophenol	180-79650-1	10	5	mg/L	U	10			Salt Lake City	2018
Dry Cleaning PERC Bottoms	2,4,6-Trichlorophenol	180-57430-2	20	10	mg/L	U	20			Chandler	2016
Dry Cleaning PERC Bottoms	2,4-Dinitrotoluene	180-54966-2	0.05	0.025	mg/L	U	0.05			Archdale	2016
Dry Cleaning PERC Filters	2,4-Dinitrotoluene	180-52709-1	0.05	0.025	mg/L	U	0.05			Boise	2016
Dry Cleaning PERC Filters	2,4-Dinitrotoluene	180-54769-1	0.05	0.025	mg/L	U	0.05			Chester	2016
Dry Cleaning PERC Filters	2,4-Dinitrotoluene	180-68706-1	0.05	0.025	mg/L	U	0.05			Boise	2017
Dry Cleaning PERC Filters	2,4-Dinitrotoluene	180-64912-1	0.05	0.025	mg/L	U	0.05			Chandler	2017
Dry Cleaning PERC Bottoms	2,4-Dinitrotoluene	180-60914-1	0.05	0.025	mg/L	U	0.05			Tampa	2017
SOLID	2,4-Dinitrotoluene	180-80927-1	0.05	0.025	mg/L	U	0.05			Boise	2018
SOLID	2,4-Dinitrotoluene	180-77835-1	0.05	0.025	mg/L	U	0.05			Chandler	2018
SOLID	2,4-Dinitrotoluene	180-77387-1	0.05	0.025	mg/L	U	0.05			Chester	2018
SOLID	2,4-Dinitrotoluene	180-80463-1	0.05	0.025	mg/L	U	0.05			Los Angeles	2018
WATER	2,4-Dinitrotoluene	180-79078-1	0.05	0.025	mg/L	U	0.05			St Pauls	2018
Dry Cleaning PERC Bottoms	2,4-Dinitrotoluene	180-58794-1	0.13	0.065	mg/L	U	0.13			Albuquerque	2016
Dry Cleaning PERC Bottoms	2,4-Dinitrotoluene	180-52712-1	0.13	0.065	mg/L	U	0.13			Boise	2016
Dry Cleaning PERC Bottoms	2,4-Dinitrotoluene	180-58397-1	0.13	0.065	mg/L	U	0.13			Charlotte	2016
Dry Cleaning PERC Bottoms	2,4-Dinitrotoluene	180-58509-1	0.13	0.065	mg/L	U	0.13			Fresno	2016
Dry Cleaning PERC Bottoms	2,4-Dinitrotoluene	180-58658-1	0.13	0.065	mg/L	U	0.13			Highland	2016
Dry Cleaning PERC Bottoms	2,4-Dinitrotoluene	180-58494-1	0.13	0.065	mg/L	U	0.13			Raleigh	2016
Dry Cleaning PERC Bottoms	2,4-Dinitrotoluene	180-58157-1	0.13	0.065	mg/L	U	0.13			Santa Ana	2016
Dry Cleaning PERC Bottoms	2,4-Dinitrotoluene	180-56181-1	0.13	0.065	mg/L	U	0.13			St. Pauls	2016
Dry Cleaning PERC Bottoms	2,4-Dinitrotoluene	180-58619-1	0.13	0.065	mg/L	U	0.13			Tulsa	2016
Dry Cleaning PERC Bottoms	2,4-Dinitrotoluene	180-70623-1	0.13	0.065	mg/L	U	0.13			Albuquerque	2017
Dry Cleaning PERC Bottoms	2,4-Dinitrotoluene	180-68699-1	0.13	0.065	mg/L	U	0.13			Boise	2017
Dry Cleaning PERC Bottoms	2,4-Dinitrotoluene	180-65927-1	0.13	0.065	mg/L	U	0.13			Farmington	2017
Dry Cleaning PERC Bottoms	2,4-Dinitrotoluene	180-68639-1	0.13	0.065	mg/L	U	0.13			Los Angeles	2017
Dry Cleaning PERC Bottoms	2,4-Dinitrotoluene	180-70387-1	0.13	0.065	mg/L	U	0.13			Raleigh	2017
Dry Cleaning PERC Bottoms	2,4-Dinitrotoluene	180-65481-1	0.13	0.065	mg/L	U	0.13			Salt Lake City	2017
Dry Cleaning PERC Bottoms	2,4-Dinitrotoluene	180-66258-1	0.13	0.065	mg/L	U *	0.13			Vinton	2017
Dry Cleaning PERC Bottoms	2,4-Dinitrotoluene	180-60898-1	0.13	0.065	mg/L	U	0.13			Archdale	2017
Dry Cleaning PERC Bottoms	2,4-Dinitrotoluene	180-60416-1	0.13	0.065	mg/L	U	0.13	29	46	Barre	2017
WASTE	2,4-Dinitrotoluene	180-82586-2	0.13	0.065	mg/L	U *	0.13			Albuquerque	2018
WASTE	2,4-Dinitrotoluene	180-77923-1	0.13	0.065	mg/L	U	0.13			Archdale	2018
WASTE	2,4-Dinitrotoluene	180-81952-1	0.13	0.065	mg/L	U	0.13			Barre	2018
WASTE	2,4-Dinitrotoluene	180-77463-1	0.13	0.065	mg/L	U	0.13			Boise	2018
WASTE	2,4-Dinitrotoluene	180-77833-1	0.13	0.065	mg/L	U	0.13			Chandler	2018
WASTE	2,4-Dinitrotoluene	180-79367-1	0.13	0.065	mg/L	U	0.13			Tampa	2018
WASTE	2,4-Dinitrotoluene	180-78208-1	0.13	0.065	mg/L	U	0.13			Vinton	2018
WASTE	2,4-Dinitrotoluene	180-72185-1	0.13	0.065	mg/L	U	0.13			Salisbury	2018
WASTE	2,4-Dinitrotoluene	180-74542-1	0.13	0.065	mg/L	U	0.13			St Pauls	2018
Dry Cleaning PERC Bottoms	2,4-Dinitrotoluene	180-58021-1	0.25	0.125	mg/L	U	0.25			Los Angeles	2016
Dry Cleaning PERC Bottoms	2,4-Dinitrotoluene	180-64913-2	0.16	0.16	mg/L		0.063			Chandler	2017
Dry Cleaning PERC Bottoms	2,4-Dinitrotoluene	180-58267-1	0.24	0.24	mg/L	p	0.13			Vinton	2016
Dry Cleaning PERC Bottoms	2,4-Dinitrotoluene	180-56884-2	1.6	1.6	mg/L	p	0.13			Farmington	2016
Dry Cleaning PERC Bottoms	2,4-Dinitrotoluene	180-65789-1	10	5	mg/L	U	10			Archdale	2017
Dry Cleaning PERC Bottoms	2,4-Dinitrotoluene	180-66535-1	10	5	mg/Kg	U	10			Chester	2017

WATER	2,4-Dinitrotoluene	180-79650-1	10	5	mg/L	U	10			Salt Lake City	2018
Dry Cleaning PERC Bottoms	2,4-Dinitrotoluene	180-57430-2	20	10	mg/L	U	20			Chandler	2016
Dry Cleaning PERC Filters	2-Butanone (MEK)	180-52709-1	0.099	0.099	mg/L	J	0.2			Boise	2016
Dry Cleaning PERC Bottoms	2-Butanone (MEK)	180-54966-2	0.2	0.1	mg/L	U	0.2			Archdale	2016
Dry Cleaning PERC Filters	2-Butanone (MEK)	180-54769-1	0.2	0.1	mg/L	U	0.2			Chester	2016
Dry Cleaning PERC Filters	2-Butanone (MEK)	180-68706-1	0.2	0.1	mg/L	U	0.2			Boise	2017
Dry Cleaning PERC Bottoms	2-Butanone (MEK)	180-58794-1	0.5	0.25	mg/L	U	0.5			Albuquerque	2016
Dry Cleaning PERC Bottoms	2-Butanone (MEK)	180-52712-1	0.5	0.25	mg/L	U	0.5			Boise	2016
Dry Cleaning PERC Bottoms	2-Butanone (MEK)	180-57430-2	0.5	0.25	mg/L	U	0.5			Chandler	2016
Dry Cleaning PERC Bottoms	2-Butanone (MEK)	180-58397-1	0.5	0.25	mg/L	U	0.5			Charlotte	2016
Dry Cleaning PERC Bottoms	2-Butanone (MEK)	180-56884-2	0.5	0.25	mg/L	U	0.5			Farmington	2016
Dry Cleaning PERC Bottoms	2-Butanone (MEK)	180-58509-1	0.5	0.25	mg/L	U	0.5			Fresno	2016
Dry Cleaning PERC Bottoms	2-Butanone (MEK)	180-58658-1	0.5	0.25	mg/L	U	0.5			Highland	2016
Dry Cleaning PERC Bottoms	2-Butanone (MEK)	180-58494-1	0.5	0.25	mg/L	U	0.5			Raleigh	2016
Dry Cleaning PERC Bottoms	2-Butanone (MEK)	180-58157-1	0.5	0.25	mg/L	U	0.5			Santa Ana	2016
Dry Cleaning PERC Bottoms	2-Butanone (MEK)	180-56181-1	0.5	0.25	mg/L	U	0.5			St. Pauls	2016
Dry Cleaning PERC Bottoms	2-Butanone (MEK)	180-58619-1	0.5	0.25	mg/L	U	0.5			Tulsa	2016
Dry Cleaning PERC Bottoms	2-Butanone (MEK)	180-58267-1	0.5	0.25	mg/L	U	0.5			Vinton	2016
Dry Cleaning PERC Bottoms	2-Butanone (MEK)	180-70623-1	0.5	0.25	mg/L	U	0.5			Albuquerque	2017
Dry Cleaning PERC Bottoms	2-Butanone (MEK)	180-65927-1	0.5	0.25	mg/L	U	0.5			Farmington	2017
Dry Cleaning PERC Bottoms	2-Butanone (MEK)	180-68639-1	0.5	0.25	mg/L	U	0.5			Los Angeles	2017
Dry Cleaning PERC Bottoms	2-Butanone (MEK)	180-70387-1	0.5	0.25	mg/L	U	0.5			Raleigh	2017
Dry Cleaning PERC Bottoms	2-Butanone (MEK)	180-65481-1	0.5	0.25	mg/L	U	0.5			Salt Lake City	2017
Dry Cleaning PERC Bottoms	2-Butanone (MEK)	180-66258-1	0.5	0.25	mg/L	U	0.5			Vinton	2017
Dry Cleaning PERC Bottoms	2-Butanone (MEK)	180-60898-1	0.5	0.25	mg/L	U	0.5			Archdale	2017
Dry Cleaning PERC Bottoms	2-Butanone (MEK)	180-60416-1	0.5	0.25	mg/L	U	0.5			Barre	2017
WASTE	2-Butanone (MEK)	180-82586-2	0.5	0.25	mg/L	U	0.5			Albuquerque	2018
WASTE	2-Butanone (MEK)	180-77923-1	0.5	0.25	mg/L	U	0.5			Archdale	2018
WASTE	2-Butanone (MEK)	180-81952-1	0.5	0.25	mg/L	U	0.5			Barre	2018
WASTE	2-Butanone (MEK)	180-77463-1	0.5	0.25	mg/L	U	0.5			Boise	2018
WASTE	2-Butanone (MEK)	180-79367-1	0.5	0.25	mg/L	U	0.5	29	46	Tampa	2018
WASTE	2-Butanone (MEK)	180-78208-1	0.5	0.25	mg/L	U	0.5			Vinton	2018
WASTE	2-Butanone (MEK)	180-72185-1	0.5	0.25	mg/L	U	0.5			Salisbury	2018
WASTE	2-Butanone (MEK)	180-74542-1	0.5	0.25	mg/L	U	0.5			St Pauls	2018
WASTE	2-Butanone (MEK)	180-77833-1	0.71	0.71	mg/L		0.25			Chandler	2018
Dry Cleaning PERC Bottoms	2-Butanone (MEK)	180-68699-1	1.8	1.8	mg/L		0.5			Boise	2017
SOLID	2-Butanone (MEK)	180-80927-1	5	2.5	mg/L	U	5			Boise	2018
Dry Cleaning PERC Filters	2-Butanone (MEK)	180-64912-1	20	10	mg/L	U	20			Chandler	2017
SOLID	2-Butanone (MEK)	180-77835-1	20	10	mg/L	U	20			Chandler	2018
Dry Cleaning PERC Bottoms	2-Butanone (MEK)	180-60914-1	25	12.5	mg/L	U	25			Tampa	2017
SOLID	2-Butanone (MEK)	180-77387-1	40	20	mg/L	U	40			Chester	2018
SOLID	2-Butanone (MEK)	180-80463-1	130	65	mg/L	U	130			Los Angeles	2018
WATER	2-Butanone (MEK)	180-79078-1	200	100	mg/L	U	200			St Pauls	2018
Dry Cleaning PERC Bottoms	2-Butanone (MEK)	180-58021-1	250	125	mg/L	U	250			Los Angeles	2016
Dry Cleaning PERC Bottoms	2-Butanone (MEK)	180-66535-1	440	220	mg/Kg	U	440			Chester	2017
Dry Cleaning PERC Bottoms	2-Butanone (MEK)	180-64913-2	3200	1600	mg/L	U	3200			Chandler	2017
Dry Cleaning PERC Bottoms	2-Butanone (MEK)	180-65789-1	13000	6500	mg/L	U	13000			Archdale	2017
WATER	2-Butanone (MEK)	180-79650-1	200000	100000	mg/L	U	200000			Salt Lake City	2018
Dry Cleaning PERC Bottoms	2-Methylphenol	180-54966-2	0.05	0.025	mg/L	U	0.05			Archdale	2016
Dry Cleaning PERC Filters	2-Methylphenol	180-52709-1	0.05	0.025	mg/L	U	0.05			Boise	2016
Dry Cleaning PERC Filters	2-Methylphenol	180-54769-1	0.05	0.025	mg/L	U	0.05			Chester	2016
Dry Cleaning PERC Filters	2-Methylphenol	180-68706-1	0.05	0.025	mg/L	U	0.05			Boise	2017
Dry Cleaning PERC Filters	2-Methylphenol	180-64912-1	0.05	0.025	mg/L	U	0.05			Chandler	2017
Dry Cleaning PERC Bottoms	2-Methylphenol	180-60914-1	0.05	0.025	mg/L	U	0.05			Tampa	2017
SOLID	2-Methylphenol	180-80927-1	0.05	0.025	mg/L	U	0.05			Boise	2018

SOLID	2-Methylphenol	180-77835-1	0.05	0.025	mg/L	U	0.05			Chandler	2018
SOLID	2-Methylphenol	180-77387-1	0.05	0.025	mg/L	U	0.05			Chester	2018
SOLID	2-Methylphenol	180-80463-1	0.05	0.025	mg/L	U	0.05			Los Angeles	2018
WATER	2-Methylphenol	180-79078-1	0.05	0.025	mg/L	U	0.05			St Pauls	2018
Dry Cleaning PERC Bottoms	2-Methylphenol	180-64913-2	0.22	0.11	mg/L	U	0.22			Chandler	2017
Dry Cleaning PERC Bottoms	2-Methylphenol	180-58021-1	0.25	0.125	mg/L	U	0.25			Los Angeles	2016
Dry Cleaning PERC Bottoms	2-Methylphenol	180-58794-1	1	0.5	mg/L	U	1			Albuquerque	2016
Dry Cleaning PERC Bottoms	2-Methylphenol	180-52712-1	1	0.5	mg/L	U	1			Boise	2016
Dry Cleaning PERC Bottoms	2-Methylphenol	180-58397-1	1	0.5	mg/L	U	1			Charlotte	2016
Dry Cleaning PERC Bottoms	2-Methylphenol	180-56884-2	1	0.5	mg/L	U	1			Farmington	2016
Dry Cleaning PERC Bottoms	2-Methylphenol	180-58509-1	1	0.5	mg/L	U	1			Fresno	2016
Dry Cleaning PERC Bottoms	2-Methylphenol	180-58658-1	1	0.5	mg/L	U	1			Highland	2016
Dry Cleaning PERC Bottoms	2-Methylphenol	180-58494-1	1	0.5	mg/L	U	1			Raleigh	2016
Dry Cleaning PERC Bottoms	2-Methylphenol	180-58157-1	1	0.5	mg/L	U	1			Santa Ana	2016
Dry Cleaning PERC Bottoms	2-Methylphenol	180-56181-1	1	0.5	mg/L	U	1			St. Pauls	2016
Dry Cleaning PERC Bottoms	2-Methylphenol	180-58619-1	1	0.5	mg/L	U	1			Tulsa	2016
Dry Cleaning PERC Bottoms	2-Methylphenol	180-58267-1	1	0.5	mg/L	U	1			Vinton	2016
Dry Cleaning PERC Bottoms	2-Methylphenol	180-70623-1	1	0.5	mg/L	U	1			Albuquerque	2017
Dry Cleaning PERC Bottoms	2-Methylphenol	180-68699-1	1	0.5	mg/L	U	1			Boise	2017
Dry Cleaning PERC Bottoms	2-Methylphenol	180-65927-1	1	0.5	mg/L	U	1			Farmington	2017
Dry Cleaning PERC Bottoms	2-Methylphenol	180-68639-1	1	0.5	mg/L	U	1			Los Angeles	2017
Dry Cleaning PERC Bottoms	2-Methylphenol	180-70387-1	1	0.5	mg/L	U	1	29	46	Raleigh	2017
Dry Cleaning PERC Bottoms	2-Methylphenol	180-65481-1	1	0.5	mg/L	U	1			Salt Lake City	2017
Dry Cleaning PERC Bottoms	2-Methylphenol	180-66258-1	1	0.5	mg/L	U	1			Vinton	2017
Dry Cleaning PERC Bottoms	2-Methylphenol	180-60898-1	1	0.5	mg/L	U	1			Archdale	2017
Dry Cleaning PERC Bottoms	2-Methylphenol	180-60416-1	1	0.5	mg/L	U	1			Barre	2017
WASTE	2-Methylphenol	180-82586-2	1	0.5	mg/L	U	1			Albuquerque	2018
WASTE	2-Methylphenol	180-77923-1	1	0.5	mg/L	U	1			Archdale	2018
WASTE	2-Methylphenol	180-81952-1	1	0.5	mg/L	U	1			Barre	2018
WASTE	2-Methylphenol	180-77463-1	1	0.5	mg/L	U	1			Boise	2018
WASTE	2-Methylphenol	180-77833-1	1	0.5	mg/L	U	1			Chandler	2018
WASTE	2-Methylphenol	180-79367-1	1	0.5	mg/L	U	1			Tampa	2018
WASTE	2-Methylphenol	180-78208-1	1	0.5	mg/L	U	1			Vinton	2018
WASTE	2-Methylphenol	180-72185-1	1	0.5	mg/L	U	1			Salisbury	2018
WASTE	2-Methylphenol	180-74542-1	1	0.5	mg/L	U	1			St Pauls	2018
Dry Cleaning PERC Bottoms	2-Methylphenol	180-65789-1	10	5	mg/L	U	10			Archdale	2017
Dry Cleaning PERC Bottoms	2-Methylphenol	180-66535-1	10	5	mg/Kg	U	10			Chester	2017
WATER	2-Methylphenol	180-79650-1	10	5	mg/L	U	10			Salt Lake City	2018
Dry Cleaning PERC Bottoms	2-Methylphenol	180-57430-2	20	10	mg/L	U	20			Chandler	2016
Dry Cleaning PERC Filters	Arsenic	180-68706-1	0.045	0.045	mg/L	J	0.5			Boise	2017
Dry Cleaning PERC Bottoms	Arsenic	180-58021-1	0.1	0.05	mg/L	U	0.1			Los Angeles	2016
WATER	Arsenic	180-79078-1	0.1	0.05	mg/L	U	0.1			St Pauls	2018
Dry Cleaning PERC Bottoms	Arsenic	180-60914-1	0.083	0.083	mg/L	J	0.5			Tampa	2017
Dry Cleaning PERC Bottoms	Arsenic	180-64913-2	0.26	0.13	mg/L	U	0.26			Chandler	2017
Dry Cleaning PERC Bottoms	Arsenic	180-54966-2	0.5	0.25	mg/L	U	0.5			Archdale	2016
Dry Cleaning PERC Filters	Arsenic	180-52709-1	0.5	0.25	mg/L	U	0.5			Boise	2016
Dry Cleaning PERC Filters	Arsenic	180-54769-1	0.5	0.25	mg/L	U	0.5			Chester	2016
Dry Cleaning PERC Bottoms	Arsenic	180-65789-1	0.5	0.25	mg/L	U	0.5			Archdale	2017
Dry Cleaning PERC Filters	Arsenic	180-64912-1	0.5	0.25	mg/L	U	0.5			Chandler	2017
SOLID	Arsenic	180-80927-1	0.5	0.25	mg/L	U	0.5			Boise	2018
SOLID	Arsenic	180-77835-1	0.5	0.25	mg/L	U	0.5			Chandler	2018
SOLID	Arsenic	180-77387-1	0.5	0.25	mg/L	U	0.5			Chester	2018
SOLID	Arsenic	180-80463-1	0.5	0.25	mg/L	U	0.5			Los Angeles	2018
Dry Cleaning PERC Bottoms	Arsenic	180-57430-1	0.32	0.32	mg/L		0.1			Chandler	2016
WASTE	Arsenic	180-72185-1	0.43	0.43	mg/L	J	1			Salisbury	2018

WASTE	Arsenic	180-79367-1	0.45	0.45	mg/L	J	1			Tampa	2018
Dry Cleaning PERC Bottoms	Arsenic	180-58794-1	1	0.5	mg/L	U	1			Albuquerque	2016
Dry Cleaning PERC Bottoms	Arsenic	180-56884-2	1	0.5	mg/L	U	1			Farmington	2016
Dry Cleaning PERC Bottoms	Arsenic	180-58509-1	1	0.5	mg/L	U	1			Fresno	2016
Dry Cleaning PERC Bottoms	Arsenic	180-58658-1	1	0.5	mg/L	U	1			Highland	2016
Dry Cleaning PERC Bottoms	Arsenic	180-58494-1	1	0.5	mg/L	U	1			Raleigh	2016
Dry Cleaning PERC Bottoms	Arsenic	180-56181-1	1	0.5	mg/L	U	1			St. Pauls	2016
Dry Cleaning PERC Bottoms	Arsenic	180-58619-1	1	0.5	mg/L	U	1			Tulsa	2016
Dry Cleaning PERC Bottoms	Arsenic	180-58267-1	1	0.5	mg/L	U	1			Vinton	2016
Dry Cleaning PERC Bottoms	Arsenic	180-70623-1	1	0.5	mg/L	U	1			Albuquerque	2017
Dry Cleaning PERC Bottoms	Arsenic	180-68699-1	1	0.5	mg/L	U	1			Boise	2017
Dry Cleaning PERC Bottoms	Arsenic	180-65927-1	1	0.5	mg/L	U	1			Farmington	2017
Dry Cleaning PERC Bottoms	Arsenic	180-70387-1	1	0.5	mg/L	U	1	29	46	Raleigh	2017
Dry Cleaning PERC Bottoms	Arsenic	180-66258-1	1	0.5	mg/L	U	1			Vinton	2017
Dry Cleaning PERC Bottoms	Arsenic	180-60898-1	1	0.5	mg/L	U	1			Archdale	2017
Dry Cleaning PERC Bottoms	Arsenic	180-60416-1	1	0.5	mg/L	U	1			Barre	2017
WASTE	Arsenic	180-82586-2	1	0.5	mg/L	U	1			Albuquerque	2018
WASTE	Arsenic	180-77923-1	1	0.5	mg/L	U	1			Archdale	2018
WASTE	Arsenic	180-81952-1	1	0.5	mg/L	U	1			Barre	2018
WASTE	Arsenic	180-77463-1	1	0.5	mg/L	U	1			Boise	2018
WASTE	Arsenic	180-77833-1	1	0.5	mg/L	U	1			Chandler	2018
WASTE	Arsenic	180-78208-1	1	0.5	mg/L	U	1			Vinton	2018
WASTE	Arsenic	180-74542-1	1	0.5	mg/L	U	1			St Pauls	2018
Dry Cleaning PERC Bottoms	Arsenic	180-52712-1	0.55	0.55	mg/L	J	1			Boise	2016
Dry Cleaning PERC Bottoms	Arsenic	180-68639-1	0.66	0.66	mg/L	J	1			Los Angeles	2017
Dry Cleaning PERC Bottoms	Arsenic	180-66535-1	0.71	0.71	mg/Kg	J	0.94			Chester	2017
Dry Cleaning PERC Bottoms	Arsenic	180-58397-1	2	1	mg/L	U	2			Charlotte	2016
Dry Cleaning PERC Bottoms	Arsenic	180-58157-1	2	1	mg/L	U	2			Santa Ana	2016
Dry Cleaning PERC Bottoms	Arsenic	180-65481-1	2.8	2.8	mg/L		1			Salt Lake City	2017
WATER	Arsenic	180-79650-1	3.2	3.2	mg/L		0.1			Salt Lake City	2018
SOLID	Barium	180-80463-1	0.021	0.021	mg/L	J	2			Los Angeles	2018
Dry Cleaning PERC Filters	Barium	180-52709-1	0.024	0.024	mg/L	J B	2			Boise	2016
Dry Cleaning PERC Bottoms	Barium	180-60914-1	0.047	0.047	mg/L	J	2			Tampa	2017
Dry Cleaning PERC Filters	Barium	180-54769-1	0.063	0.063	mg/L	J	2			Chester	2016
WATER	Barium	180-79078-1	0.09	0.09	mg/L	J	2			St Pauls	2018
SOLID	Barium	180-80927-1	0.13	0.13	mg/L	J	2			Boise	2018
Dry Cleaning PERC Filters	Barium	180-68706-1	0.14	0.14	mg/L	J	2			Boise	2017
Dry Cleaning PERC Bottoms	Barium	180-54966-2	0.18	0.18	mg/L	J	2			Archdale	2016
Dry Cleaning PERC Bottoms	Barium	180-64913-2	0.22	0.22	mg/L	J	5.2			Chandler	2017
Dry Cleaning PERC Bottoms	Barium	180-58021-1	0.27	0.27	mg/L	J	2			Los Angeles	2016
SOLID	Barium	180-77835-1	0.27	0.27	mg/L	J	2			Chandler	2018
SOLID	Barium	180-77387-1	0.28	0.28	mg/L	J	2			Chester	2018
Dry Cleaning PERC Bottoms	Barium	180-65789-1	0.42	0.42	mg/L	J	10			Archdale	2017
WASTE	Barium	180-82586-2	0.44	0.44	mg/L	J	20			Albuquerque	2018
Dry Cleaning PERC Filters	Barium	180-64912-1	0.46	0.46	mg/L	J	2			Chandler	2017
WASTE	Barium	180-77833-1	0.52	0.52	mg/L	J	20			Chandler	2018
Dry Cleaning PERC Bottoms	Barium	180-70623-1	0.6	0.6	mg/L	J	20			Albuquerque	2017
Dry Cleaning PERC Bottoms	Barium	180-58267-1	1.1	1.1	mg/L	J	20			Vinton	2016
WASTE	Barium	180-77923-1	1.3	1.3	mg/L	J	20			Archdale	2018
Dry Cleaning PERC Bottoms	Barium	180-70387-1	1.4	1.4	mg/L	J	20			Raleigh	2017
Dry Cleaning PERC Bottoms	Barium	180-58494-1	1.5	1.5	mg/L	J	20			Raleigh	2016
Dry Cleaning PERC Bottoms	Barium	180-56884-2	1.6	1.6	mg/L	J	20			Farmington	2016
Dry Cleaning PERC Bottoms	Barium	180-68639-1	1.6	1.6	mg/L	J	20			Los Angeles	2017
Dry Cleaning PERC Bottoms	Barium	180-58509-1	1.7	1.7	mg/L	J	20			Fresno	2016
WASTE	Barium	180-81952-1	1.7	1.7	mg/L	J	20			Barre	2018

Dry Cleaning PERC Bottoms	Barium	180-60416-1	2.4	2.4	mg/L	J	20			Barre	2017
Dry Cleaning PERC Bottoms	Barium	180-66258-1	2.5	2.5	mg/L	J	20			Vinton	2017
WASTE	Barium	180-78208-1	2.5	2.5	mg/L	J	20			Vinton	2018
WASTE	Barium	180-74542-1	2.6	2.6	mg/L	J	20	29	46	St Pauls	2018
Dry Cleaning PERC Bottoms	Barium	180-65481-1	2.8	2.8	mg/L	J	20			Salt Lake City	2017
Dry Cleaning PERC Bottoms	Barium	180-56181-1	3	3	mg/L	J	20			St. Pauls	2016
Dry Cleaning PERC Bottoms	Barium	180-58157-1	3.3	3.3	mg/L	J	20			Santa Ana	2016
Dry Cleaning PERC Bottoms	Barium	180-65927-1	3.7	3.7	mg/L	J	20			Farmington	2017
WATER	Barium	180-79650-1	3.8	3.8	mg/L		2			Salt Lake City	2018
Dry Cleaning PERC Bottoms	Barium	180-57430-1	4.1	4.1	mg/L		2			Chandler	2016
Dry Cleaning PERC Bottoms	Barium	180-58658-1	4.2	4.2	mg/L	J	20			Highland	2016
Dry Cleaning PERC Bottoms	Barium	180-52712-1	4.7	4.7	mg/L	J	20			Boise	2016
Dry Cleaning PERC Bottoms	Barium	180-58397-1	4.9	4.9	mg/L	J	20			Charlotte	2016
Dry Cleaning PERC Bottoms	Barium	180-68699-1	4.9	4.9	mg/L	J	20			Boise	2017
Dry Cleaning PERC Bottoms	Barium	180-58794-1	5.1	5.1	mg/L	J	20			Albuquerque	2016
WASTE	Barium	180-77463-1	6.1	6.1	mg/L	J B	20			Boise	2018
WASTE	Barium	180-72185-1	6.7	6.7	mg/L	J	20			Salisbury	2018
Dry Cleaning PERC Bottoms	Barium	180-60898-1	20	10	mg/L	U	20			Archdale	2017
Dry Cleaning PERC Bottoms	Barium	180-58619-1	13	13	mg/L	J	20			Tulsa	2016
Dry Cleaning PERC Bottoms	Barium	180-66535-1	16	16	mg/Kg	J	19			Chester	2017
WASTE	Barium	180-79367-1	16	16	mg/L	J	20			Tampa	2018
Dry Cleaning PERC Bottoms	Benzene	180-54966-2	0.2	0.1	mg/L	U	0.2			Archdale	2016
Dry Cleaning PERC Filters	Benzene	180-52709-1	0.2	0.1	mg/L	U	0.2			Boise	2016
Dry Cleaning PERC Filters	Benzene	180-54769-1	0.2	0.1	mg/L	U	0.2			Chester	2016
Dry Cleaning PERC Filters	Benzene	180-68706-1	0.2	0.1	mg/L	U	0.2			Boise	2017
WASTE	Benzene	180-77833-1	0.25	0.125	mg/L	U	0.25			Chandler	2018
Dry Cleaning PERC Bottoms	Benzene	180-58794-1	0.5	0.25	mg/L	U	0.5			Albuquerque	2016
Dry Cleaning PERC Bottoms	Benzene	180-52712-1	0.5	0.25	mg/L	U	0.5			Boise	2016
Dry Cleaning PERC Bottoms	Benzene	180-57430-2	0.5	0.25	mg/L	U	0.5			Chandler	2016
Dry Cleaning PERC Bottoms	Benzene	180-58397-1	0.5	0.25	mg/L	U	0.5			Charlotte	2016
Dry Cleaning PERC Bottoms	Benzene	180-56884-2	0.5	0.25	mg/L	U	0.5			Farmington	2016
Dry Cleaning PERC Bottoms	Benzene	180-58509-1	0.5	0.25	mg/L	U	0.5			Fresno	2016
Dry Cleaning PERC Bottoms	Benzene	180-58658-1	0.5	0.25	mg/L	U	0.5			Highland	2016
Dry Cleaning PERC Bottoms	Benzene	180-58494-1	0.5	0.25	mg/L	U	0.5			Raleigh	2016
Dry Cleaning PERC Bottoms	Benzene	180-58157-1	0.5	0.25	mg/L	U	0.5			Santa Ana	2016
Dry Cleaning PERC Bottoms	Benzene	180-56181-1	0.5	0.25	mg/L	U	0.5			St. Pauls	2016
Dry Cleaning PERC Bottoms	Benzene	180-58619-1	0.5	0.25	mg/L	U	0.5			Tulsa	2016
Dry Cleaning PERC Bottoms	Benzene	180-58267-1	0.5	0.25	mg/L	U	0.5			Vinton	2016
Dry Cleaning PERC Bottoms	Benzene	180-70623-1	0.5	0.25	mg/L	U	0.5			Albuquerque	2017
Dry Cleaning PERC Bottoms	Benzene	180-68699-1	0.5	0.25	mg/L	U	0.5			Boise	2017
Dry Cleaning PERC Bottoms	Benzene	180-65927-1	0.5	0.25	mg/L	U	0.5			Farmington	2017
Dry Cleaning PERC Bottoms	Benzene	180-68639-1	0.5	0.25	mg/L	U	0.5			Los Angeles	2017
Dry Cleaning PERC Bottoms	Benzene	180-70387-1	0.5	0.25	mg/L	U	0.5			Raleigh	2017
Dry Cleaning PERC Bottoms	Benzene	180-65481-1	0.5	0.25	mg/L	U	0.5			Salt Lake City	2017
Dry Cleaning PERC Bottoms	Benzene	180-66258-1	0.5	0.25	mg/L	U	0.5			Vinton	2017
Dry Cleaning PERC Bottoms	Benzene	180-60416-1	0.5	0.25	mg/L	U	0.5			Barre	2017
WASTE	Benzene	180-82586-2	0.5	0.25	mg/L	U	0.5			Albuquerque	2018
WASTE	Benzene	180-81952-1	0.5	0.25	mg/L	U	0.5			Barre	2018
WASTE	Benzene	180-77463-1	0.5	0.25	mg/L	U	0.5			Boise	2018
WASTE	Benzene	180-79367-1	0.5	0.25	mg/L	U	0.5	29	46	Tampa	2018
WASTE	Benzene	180-78208-1	0.5	0.25	mg/L	U	0.5			Vinton	2018
WASTE	Benzene	180-72185-1	0.5	0.25	mg/L	U	0.5			Salisbury	2018
WASTE	Benzene	180-74542-1	0.5	0.25	mg/L	U	0.5			St Pauls	2018
Dry Cleaning PERC Bottoms	Benzene	180-60898-1	0.34	0.34	mg/L	J	0.5			Archdale	2017
WASTE	Benzene	180-77923-1	2.4	2.4	mg/L		0.5			Archdale	2018

SOLID	Benzene	180-80927-1	5	2.5	mg/L	U	5			Boise	2018
Dry Cleaning PERC Filters	Benzene	180-64912-1	20	10	mg/L	U	20			Chandler	2017
SOLID	Benzene	180-77835-1	20	10	mg/L	U	20			Chandler	2018
Dry Cleaning PERC Bottoms	Benzene	180-60914-1	25	12.5	mg/L	U	25			Tampa	2017
SOLID	Benzene	180-77387-1	40	20	mg/L	U	40			Chester	2018
SOLID	Benzene	180-80463-1	130	65	mg/L	U	130			Los Angeles	2018
WATER	Benzene	180-79078-1	200	100	mg/L	U	200			St Pauls	2018
Dry Cleaning PERC Bottoms	Benzene	180-58021-1	250	125	mg/L	U	250			Los Angeles	2016
Dry Cleaning PERC Bottoms	Benzene	180-66535-1	440	220	mg/Kg	U	440			Chester	2017
Dry Cleaning PERC Bottoms	Benzene	180-64913-2	3200	1600	mg/L	U	3200			Chandler	2017
Dry Cleaning PERC Bottoms	Benzene	180-65789-1	13000	6500	mg/L	U	13000			Archdale	2017
WATER	Benzene	180-79650-1	200000	100000	mg/L	U	200000			Salt Lake City	2018
SOLID	Bulk Density	180-80463-1	1	1	g/cc		0.01			Los Angeles	2018
WASTE	Bulk Density	180-72185-1	1	1	g/cc		0.01			Salisbury	2018
WASTE	Bulk Density	180-77923-1	1.1	1.1	g/cc		0.01			Archdale	2018
SOLID	Bulk Density	180-77387-1	1.1	1.1	g/cc		0.01			Chester	2018
WASTE	Bulk Density	180-79367-1	1.1	1.1	g/cc		0.01			Tampa	2018
WASTE	Bulk Density	180-82586-2	1.2	1.2	g/cc		0.01			Albuquerque	2018
WASTE	Bulk Density	180-81952-1	1.2	1.2	g/cc		0.01			Barre	2018
WASTE	Bulk Density	180-77463-1	1.2	1.2	g/cc		0.01			Boise	2018
WATER	Bulk Density	180-79650-1	1.2	1.2	g/cc		0.01			Salt Lake City	2018
SOLID	Cadmium	180-77835-1	0.004	0.004	mg/L	J	0.5			Chandler	2018
SOLID	Cadmium	180-80463-1	0.004	0.004	mg/L	J	0.5			Los Angeles	2018
SOLID	Cadmium	180-77387-1	0.0092	0.0092	mg/L	J	0.5			Chester	2018
Dry Cleaning PERC Bottoms	Cadmium	180-57430-1	0.012	0.012	mg/L	J	0.05			Chandler	2016
Dry Cleaning PERC Bottoms	Cadmium	180-60914-1	0.012	0.012	mg/L	J	0.5			Tampa	2017
Dry Cleaning PERC Filters	Cadmium	180-54769-1	0.013	0.013	mg/L	J	0.5			Chester	2016
SOLID	Cadmium	180-80927-1	0.013	0.013	mg/L	J	0.5			Boise	2018
Dry Cleaning PERC Filters	Cadmium	180-68706-1	0.015	0.015	mg/L	J	0.5			Boise	2017
Dry Cleaning PERC Bottoms	Cadmium	180-58021-1	0.017	0.017	mg/L	J	0.05			Los Angeles	2016
WASTE	Cadmium	180-77833-1	0.022	0.022	mg/L	J B	0.5			Chandler	2018
Dry Cleaning PERC Bottoms	Cadmium	180-65789-1	0.03	0.03	mg/L	J	0.25			Archdale	2017
Dry Cleaning PERC Bottoms	Cadmium	180-68639-1	0.035	0.035	mg/L	J	0.5			Los Angeles	2017
Dry Cleaning PERC Bottoms	Cadmium	180-52712-1	0.041	0.041	mg/L	J	0.5			Boise	2016
WATER	Cadmium	180-79078-1	0.041	0.041	mg/L	J	0.05			St Pauls	2018
Dry Cleaning PERC Bottoms	Cadmium	180-54966-2	0.042	0.042	mg/L	J	0.5			Archdale	2016
WASTE	Cadmium	180-74542-1	0.042	0.042	mg/L	J	0.5			St Pauls	2018
Dry Cleaning PERC Bottoms	Cadmium	180-56181-1	0.043	0.043	mg/L	J	0.5			St. Pauls	2016
Dry Cleaning PERC Bottoms	Cadmium	180-65927-1	0.044	0.044	mg/L	J	0.5			Farmington	2017
Dry Cleaning PERC Bottoms	Cadmium	180-58157-1	0.045	0.045	mg/L	J B	0.5			Santa Ana	2016
WASTE	Cadmium	180-77923-1	0.05	0.05	mg/L	J	0.5			Archdale	2018
WASTE	Cadmium	180-82586-2	0.051	0.051	mg/L	J	0.5			Albuquerque	2018
Dry Cleaning PERC Bottoms	Cadmium	180-60898-1	0.056	0.056	mg/L	J	0.5			Archdale	2017
Dry Cleaning PERC Bottoms	Cadmium	180-58267-1	0.063	0.063	mg/L	J	0.5			Vinton	2016
Dry Cleaning PERC Bottoms	Cadmium	180-58397-1	0.065	0.065	mg/L	J	0.5			Charlotte	2016
Dry Cleaning PERC Bottoms	Cadmium	180-70623-1	0.065	0.065	mg/L	J	0.5			Albuquerque	2017
Dry Cleaning PERC Bottoms	Cadmium	180-64913-2	0.13	0.065	mg/L	U	0.13			Chandler	2017
Dry Cleaning PERC Bottoms	Cadmium	180-70387-1	0.12	0.12	mg/L	J	0.5			Raleigh	2017
Dry Cleaning PERC Bottoms	Cadmium	180-56884-2	0.13	0.13	mg/L	J	0.5			Farmington	2016
Dry Cleaning PERC Bottoms	Cadmium	180-66258-1	0.13	0.13	mg/L	J B	0.5	29	46	Vinton	2017
WASTE	Cadmium	180-81952-1	0.13	0.13	mg/L	J	0.5			Barre	2018
Dry Cleaning PERC Bottoms	Cadmium	180-68699-1	0.15	0.15	mg/L	J	0.5			Boise	2017
WASTE	Cadmium	180-78208-1	0.15	0.15	mg/L	J B	0.5			Vinton	2018
WASTE	Cadmium	180-77463-1	0.17	0.17	mg/L	J	0.5			Boise	2018
WASTE	Cadmium	180-79367-1	0.18	0.18	mg/L	J B	0.5			Tampa	2018

Dry Cleaning PERC Bottoms	Cadmium	180-60416-1	0.19	0.19	mg/L	J B	0.5			Barre	2017
WASTE	Cadmium	180-72185-1	0.19	0.19	mg/L	J	0.5			Salisbury	2018
Dry Cleaning PERC Bottoms	Cadmium	180-58658-1	0.22	0.22	mg/L	J	0.5			Highland	2016
Dry Cleaning PERC Bottoms	Cadmium	180-58794-1	0.23	0.23	mg/L	J	0.5			Albuquerque	2016
Dry Cleaning PERC Bottoms	Cadmium	180-58509-1	0.5	0.25	mg/L	U	0.5			Fresno	2016
Dry Cleaning PERC Bottoms	Cadmium	180-58494-1	0.5	0.25	mg/L	U	0.5			Raleigh	2016
Dry Cleaning PERC Filters	Cadmium	180-52709-1	0.5	0.25	mg/L	U	0.5			Boise	2016
Dry Cleaning PERC Filters	Cadmium	180-64912-1	0.5	0.25	mg/L	U	0.5			Chandler	2017
Dry Cleaning PERC Bottoms	Cadmium	180-58619-1	0.26	0.26	mg/L	J	0.5			Tulsa	2016
Dry Cleaning PERC Bottoms	Cadmium	180-66535-1	0.26	0.26	mg/Kg	J	0.47			Chester	2017
WATER	Cadmium	180-79650-1	0.47	0.47	mg/L		0.05			Salt Lake City	2018
Dry Cleaning PERC Bottoms	Cadmium	180-65481-1	0.82	0.82	mg/L		0.5			Salt Lake City	2017
Dry Cleaning PERC Bottoms	Carbon Tetrachloride	180-54966-2	0.2	0.1	mg/L	U	0.2			Archdale	2016
Dry Cleaning PERC Filters	Carbon Tetrachloride	180-52709-1	0.2	0.1	mg/L	U	0.2			Boise	2016
Dry Cleaning PERC Filters	Carbon Tetrachloride	180-54769-1	0.2	0.1	mg/L	U	0.2			Chester	2016
Dry Cleaning PERC Filters	Carbon tetrachloride	180-68706-1	0.2	0.1	mg/L	U	0.2			Boise	2017
WASTE	Carbon tetrachloride	180-77833-1	0.25	0.125	mg/L	U	0.25			Chandler	2018
Dry Cleaning PERC Bottoms	Carbon Tetrachloride	180-58794-1	0.5	0.25	mg/L	U	0.5			Albuquerque	2016
Dry Cleaning PERC Bottoms	Carbon Tetrachloride	180-52712-1	0.5	0.25	mg/L	U	0.5			Boise	2016
Dry Cleaning PERC Bottoms	Carbon Tetrachloride	180-57430-2	0.5	0.25	mg/L	U	0.5			Chandler	2016
Dry Cleaning PERC Bottoms	Carbon Tetrachloride	180-58397-1	0.5	0.25	mg/L	U	0.5			Charlotte	2016
Dry Cleaning PERC Bottoms	Carbon Tetrachloride	180-56884-2	0.5	0.25	mg/L	U	0.5			Farmington	2016
Dry Cleaning PERC Bottoms	Carbon Tetrachloride	180-58509-1	0.5	0.25	mg/L	U	0.5			Fresno	2016
Dry Cleaning PERC Bottoms	Carbon Tetrachloride	180-58658-1	0.5	0.25	mg/L	U	0.5			Highland	2016
Dry Cleaning PERC Bottoms	Carbon Tetrachloride	180-58494-1	0.5	0.25	mg/L	U	0.5			Raleigh	2016
Dry Cleaning PERC Bottoms	Carbon Tetrachloride	180-58157-1	0.5	0.25	mg/L	U	0.5			Santa Ana	2016
Dry Cleaning PERC Bottoms	Carbon Tetrachloride	180-56181-1	0.5	0.25	mg/L	U	0.5			St. Pauls	2016
Dry Cleaning PERC Bottoms	Carbon Tetrachloride	180-58619-1	0.5	0.25	mg/L	U	0.5			Tulsa	2016
Dry Cleaning PERC Bottoms	Carbon Tetrachloride	180-58267-1	0.5	0.25	mg/L	U	0.5			Vinton	2016
Dry Cleaning PERC Bottoms	Carbon tetrachloride	180-70623-1	0.5	0.25	mg/L	U	0.5			Albuquerque	2017
Dry Cleaning PERC Bottoms	Carbon tetrachloride	180-68699-1	0.5	0.25	mg/L	U	0.5			Boise	2017
Dry Cleaning PERC Bottoms	Carbon tetrachloride	180-65927-1	0.5	0.25	mg/L	U	0.5			Farmington	2017
Dry Cleaning PERC Bottoms	Carbon tetrachloride	180-68639-1	0.5	0.25	mg/L	U	0.5			Los Angeles	2017
Dry Cleaning PERC Bottoms	Carbon tetrachloride	180-70387-1	0.5	0.25	mg/L	U	0.5			Raleigh	2017
Dry Cleaning PERC Bottoms	Carbon tetrachloride	180-65481-1	0.5	0.25	mg/L	U	0.5			Salt Lake City	2017
Dry Cleaning PERC Bottoms	Carbon tetrachloride	180-66258-1	0.5	0.25	mg/L	U	0.5			Vinton	2017
Dry Cleaning PERC Bottoms	Carbon tetrachloride	180-60898-1	0.5	0.25	mg/L	U	0.5			Archdale	2017
Dry Cleaning PERC Bottoms	Carbon tetrachloride	180-60416-1	0.5	0.25	mg/L	U	0.5			Barre	2017
WASTE	Carbon tetrachloride	180-82586-2	0.5	0.25	mg/L	U	0.5			Albuquerque	2018
WASTE	Carbon tetrachloride	180-81952-1	0.5	0.25	mg/L	U	0.5			Barre	2018
WASTE	Carbon tetrachloride	180-77463-1	0.5	0.25	mg/L	U	0.5	29	46	Boise	2018
WASTE	Carbon tetrachloride	180-79367-1	0.5	0.25	mg/L	U	0.5			Tampa	2018
WASTE	Carbon tetrachloride	180-78208-1	0.5	0.25	mg/L	U	0.5			Vinton	2018
WASTE	Carbon tetrachloride	180-72185-1	0.5	0.25	mg/L	U	0.5			Salisbury	2018
WASTE	Carbon tetrachloride	180-74542-1	0.5	0.25	mg/L	U	0.5			St Pauls	2018
SOLID	Carbon tetrachloride	180-80927-1	5	2.5	mg/L	U	5			Boise	2018
WASTE	Carbon tetrachloride	180-77923-1	3.6	3.6	mg/L		0.5			Archdale	2018
Dry Cleaning PERC Filters	Carbon tetrachloride	180-64912-1	20	10	mg/L	U	20			Chandler	2017
SOLID	Carbon tetrachloride	180-77835-1	20	10	mg/L	U	20			Chandler	2018
Dry Cleaning PERC Bottoms	Carbon tetrachloride	180-60914-1	25	12.5	mg/L	U	25			Tampa	2017
SOLID	Carbon tetrachloride	180-77387-1	40	20	mg/L	U	40			Chester	2018
SOLID	Carbon tetrachloride	180-80463-1	130	65	mg/L	U	130			Los Angeles	2018
WATER	Carbon tetrachloride	180-79078-1	200	100	mg/L	U	200			St Pauls	2018
Dry Cleaning PERC Bottoms	Carbon Tetrachloride	180-58021-1	250	125	mg/L	U	250			Los Angeles	2016
Dry Cleaning PERC Bottoms	Carbon tetrachloride	180-66535-1	440	220	mg/Kg	U	440			Chester	2017

Dry Cleaning PERC Bottoms	Carbon tetrachloride	180-64913-2	3200	1600	mg/L	U	3200			Chandler	2017
Dry Cleaning PERC Bottoms	Carbon tetrachloride	180-65789-1	13000	6500	mg/L	U	13000			Archdale	2017
WATER	Carbon tetrachloride	180-79650-1	200000	100000	mg/L	U	200000			Salt Lake City	2018
Dry Cleaning PERC Bottoms	Chlorobenzene	180-54966-2	0.2	0.1	mg/L	U	0.2			Archdale	2016
Dry Cleaning PERC Filters	Chlorobenzene	180-52709-1	0.2	0.1	mg/L	U *	0.2			Boise	2016
Dry Cleaning PERC Filters	Chlorobenzene	180-54769-1	0.2	0.1	mg/L	U	0.2			Chester	2016
Dry Cleaning PERC Filters	Chlorobenzene	180-68706-1	0.2	0.1	mg/L	U	0.2			Boise	2017
Dry Cleaning PERC Bottoms	Chlorobenzene	180-58794-1	0.5	0.25	mg/L	U	0.5			Albuquerque	2016
Dry Cleaning PERC Bottoms	Chlorobenzene	180-52712-1	0.5	0.25	mg/L	U	0.5			Boise	2016
Dry Cleaning PERC Bottoms	Chlorobenzene	180-57430-2	0.5	0.25	mg/L	U	0.5			Chandler	2016
Dry Cleaning PERC Bottoms	Chlorobenzene	180-56884-2	0.5	0.25	mg/L	U	0.5			Farmington	2016
Dry Cleaning PERC Bottoms	Chlorobenzene	180-58267-1	0.5	0.25	mg/L	U	0.5			Vinton	2016
Dry Cleaning PERC Bottoms	Chlorobenzene	180-70623-1	0.5	0.25	mg/L	U	0.5			Albuquerque	2017
Dry Cleaning PERC Bottoms	Chlorobenzene	180-68699-1	0.5	0.25	mg/L	U	0.5			Boise	2017
Dry Cleaning PERC Bottoms	Chlorobenzene	180-65927-1	0.5	0.25	mg/L	U	0.5			Farmington	2017
Dry Cleaning PERC Bottoms	Chlorobenzene	180-68639-1	0.5	0.25	mg/L	U	0.5			Los Angeles	2017
Dry Cleaning PERC Bottoms	Chlorobenzene	180-70387-1	0.5	0.25	mg/L	U	0.5			Raleigh	2017
Dry Cleaning PERC Bottoms	Chlorobenzene	180-65481-1	0.5	0.25	mg/L	U	0.5			Salt Lake City	2017
Dry Cleaning PERC Bottoms	Chlorobenzene	180-66258-1	0.5	0.25	mg/L	U	0.5			Vinton	2017
WASTE	Chlorobenzene	180-82586-2	0.5	0.25	mg/L	U	0.5			Albuquerque	2018
WASTE	Chlorobenzene	180-77923-1	0.5	0.25	mg/L	U	0.5			Archdale	2018
WASTE	Chlorobenzene	180-77463-1	0.5	0.25	mg/L	U	0.5			Boise	2018
WASTE	Chlorobenzene	180-79367-1	0.5	0.25	mg/L	U	0.5			Tampa	2018
WASTE	Chlorobenzene	180-78208-1	0.5	0.25	mg/L	U	0.5			Vinton	2018
WASTE	Chlorobenzene	180-72185-1	0.5	0.25	mg/L	U	0.5			Salisbury	2018
WASTE	Chlorobenzene	180-74542-1	0.5	0.25	mg/L	U	0.5			St Pauls	2018
Dry Cleaning PERC Bottoms	Chlorobenzene	180-60416-1	0.27	0.27	mg/L	J	0.5			Barre	2017
Dry Cleaning PERC Bottoms	Chlorobenzene	180-60898-1	0.29	0.29	mg/L	J	0.5			Archdale	2017
WASTE	Chlorobenzene	180-81952-1	0.3	0.3	mg/L	J	0.5			Barre	2018
Dry Cleaning PERC Bottoms	Chlorobenzene	180-56181-1	0.59	0.59	mg/L		0.5			St. Pauls	2016
Dry Cleaning PERC Bottoms	Chlorobenzene	180-58619-1	0.67	0.67	mg/L		0.5			Tulsa	2016
WASTE	Chlorobenzene	180-77833-1	0.8	0.8	mg/L		0.25	29	46	Chandler	2018
Dry Cleaning PERC Bottoms	Chlorobenzene	180-58494-1	0.87	0.87	mg/L		0.5			Raleigh	2016
Dry Cleaning PERC Bottoms	Chlorobenzene	180-58397-1	1	1	mg/L		0.5			Charlotte	2016
Dry Cleaning PERC Bottoms	Chlorobenzene	180-58509-1	2.3	2.3	mg/L		0.5			Fresno	2016
Dry Cleaning PERC Bottoms	Chlorobenzene	180-58157-1	2.3	2.3	mg/L		0.5			Santa Ana	2016
SOLID	Chlorobenzene	180-80927-1	5	2.5	mg/L	U	5			Boise	2018
Dry Cleaning PERC Bottoms	Chlorobenzene	180-58658-1	2.9	2.9	mg/L		0.5			Highland	2016
Dry Cleaning PERC Filters	Chlorobenzene	180-64912-1	20	10	mg/L	U	20			Chandler	2017
SOLID	Chlorobenzene	180-77835-1	20	10	mg/L	U	20			Chandler	2018
Dry Cleaning PERC Bottoms	Chlorobenzene	180-60914-1	25	12.5	mg/L	U	25			Tampa	2017
SOLID	Chlorobenzene	180-77387-1	40	20	mg/L	U	40			Chester	2018
SOLID	Chlorobenzene	180-80463-1	130	65	mg/L	U	130			Los Angeles	2018
WATER	Chlorobenzene	180-79078-1	200	100	mg/L	U	200			St Pauls	2018
Dry Cleaning PERC Bottoms	Chlorobenzene	180-58021-1	250	125	mg/L	U	250			Los Angeles	2016
Dry Cleaning PERC Bottoms	Chlorobenzene	180-66535-1	440	220	mg/Kg	U	440			Chester	2017
Dry Cleaning PERC Bottoms	Chlorobenzene	180-64913-2	3200	1600	mg/L	U	3200			Chandler	2017
Dry Cleaning PERC Bottoms	Chlorobenzene	180-65789-1	13000	6500	mg/L	U	13000			Archdale	2017
WATER	Chlorobenzene	180-79650-1	200000	100000	mg/L	U	200000			Salt Lake City	2018
Dry Cleaning PERC Bottoms	Chloroform	180-54966-2	0.2	0.1	mg/L	U	0.2			Archdale	2016
Dry Cleaning PERC Filters	Chloroform	180-52709-1	0.2	0.1	mg/L	U	0.2			Boise	2016
Dry Cleaning PERC Filters	Chloroform	180-54769-1	0.2	0.1	mg/L	U	0.2			Chester	2016
Dry Cleaning PERC Filters	Chloroform	180-68706-1	0.2	0.1	mg/L	U	0.2			Boise	2017
WASTE	Chloroform	180-77923-1	0.54	0.54	mg/L	J	2			Archdale	2018
WASTE	Chloroform	180-77463-1	0.56	0.56	mg/L	J	2			Boise	2018

Dry Cleaning PERC Bottoms	Chloroform	180-58794-1	2	1	mg/L	U	2			Albuquerque	2016
Dry Cleaning PERC Bottoms	Chloroform	180-52712-1	2	1	mg/L	U	2			Boise	2016
Dry Cleaning PERC Bottoms	Chloroform	180-57430-2	2	1	mg/L	U	2			Chandler	2016
Dry Cleaning PERC Bottoms	Chloroform	180-58397-1	2	1	mg/L	U	2			Charlotte	2016
Dry Cleaning PERC Bottoms	Chloroform	180-56884-2	2	1	mg/L	U	2			Farmington	2016
Dry Cleaning PERC Bottoms	Chloroform	180-58509-1	2	1	mg/L	U	2			Fresno	2016
Dry Cleaning PERC Bottoms	Chloroform	180-58658-1	2	1	mg/L	U	2			Highland	2016
Dry Cleaning PERC Bottoms	Chloroform	180-58494-1	2	1	mg/L	U	2			Raleigh	2016
Dry Cleaning PERC Bottoms	Chloroform	180-58157-1	2	1	mg/L	U	2			Santa Ana	2016
Dry Cleaning PERC Bottoms	Chloroform	180-56181-1	2	1	mg/L	U	2			St. Pauls	2016
Dry Cleaning PERC Bottoms	Chloroform	180-58619-1	2	1	mg/L	U	2			Tulsa	2016
Dry Cleaning PERC Bottoms	Chloroform	180-58267-1	2	1	mg/L	U	2			Vinton	2016
Dry Cleaning PERC Bottoms	Chloroform	180-70623-1	2	1	mg/L	U	2			Albuquerque	2017
Dry Cleaning PERC Bottoms	Chloroform	180-68699-1	2	1	mg/L	U	2			Boise	2017
Dry Cleaning PERC Bottoms	Chloroform	180-65927-1	2	1	mg/L	U	2			Farmington	2017
Dry Cleaning PERC Bottoms	Chloroform	180-68639-1	2	1	mg/L	U	2			Los Angeles	2017
Dry Cleaning PERC Bottoms	Chloroform	180-70387-1	2	1	mg/L	U	2			Raleigh	2017
Dry Cleaning PERC Bottoms	Chloroform	180-65481-1	2	1	mg/L	U	2			Salt Lake City	2017
Dry Cleaning PERC Bottoms	Chloroform	180-66258-1	2	1	mg/L	U	2			Vinton	2017
Dry Cleaning PERC Bottoms	Chloroform	180-60898-1	2	1	mg/L	U	2			Archdale	2017
Dry Cleaning PERC Bottoms	Chloroform	180-60416-1	2	1	mg/L	U	2			Barre	2017
WASTE	Chloroform	180-82586-2	2	1	mg/L	U	2			Albuquerque	2018
WASTE	Chloroform	180-81952-1	2	1	mg/L	U	2	29	46	Barre	2018
WASTE	Chloroform	180-79367-1	2	1	mg/L	U	2			Tampa	2018
WASTE	Chloroform	180-78208-1	2	1	mg/L	U	2			Vinton	2018
WASTE	Chloroform	180-72185-1	2	1	mg/L	U	2			Salisbury	2018
WASTE	Chloroform	180-74542-1	2	1	mg/L	U	2			St Pauls	2018
SOLID	Chloroform	180-80927-1	5	2.5	mg/L	U	5			Boise	2018
WASTE	Chloroform	180-77833-1	3.1	3.1	mg/L		1			Chandler	2018
Dry Cleaning PERC Filters	Chloroform	180-64912-1	20	10	mg/L	U	20			Chandler	2017
SOLID	Chloroform	180-77835-1	20	10	mg/L	U	20			Chandler	2018
Dry Cleaning PERC Bottoms	Chloroform	180-60914-1	25	12.5	mg/L	U	25			Tampa	2017
SOLID	Chloroform	180-77387-1	40	20	mg/L	U	40			Chester	2018
SOLID	Chloroform	180-80463-1	130	65	mg/L	U	130			Los Angeles	2018
WATER	Chloroform	180-79078-1	200	100	mg/L	U	200			St Pauls	2018
Dry Cleaning PERC Bottoms	Chloroform	180-58021-1	250	125	mg/L	U	250			Los Angeles	2016
Dry Cleaning PERC Bottoms	Chloroform	180-66535-1	440	220	mg/Kg	U	440			Chester	2017
Dry Cleaning PERC Bottoms	Chloroform	180-64913-2	12000	6000	mg/L	U	12000			Chandler	2017
Dry Cleaning PERC Bottoms	Chloroform	180-65789-1	13000	6500	mg/L	U	13000			Archdale	2017
WATER	Chloroform	180-79650-1	200000	100000	mg/L	U	200000			Salt Lake City	2018
SOLID	Chromium	180-77835-1	0.014	0.014	mg/L	J	0.5			Chandler	2018
SOLID	Chromium	180-80463-1	0.014	0.014	mg/L	J	0.5			Los Angeles	2018
Dry Cleaning PERC Bottoms	Chromium	180-60914-1	0.039	0.039	mg/L	J	0.5			Tampa	2017
Dry Cleaning PERC Bottoms	Chromium	180-54966-2	0.047	0.047	mg/L	J B	0.5			Archdale	2016
Dry Cleaning PERC Bottoms	Chromium	180-64913-2	0.13	0.065	mg/L	U	0.13			Chandler	2017
Dry Cleaning PERC Filters	Chromium	180-68706-1	0.13	0.13	mg/L	J	0.5			Boise	2017
SOLID	Chromium	180-80927-1	0.14	0.14	mg/L	J	0.5			Boise	2018
Dry Cleaning PERC Filters	Chromium	180-54769-1	0.21	0.21	mg/L	J B	0.5			Chester	2016
WATER	Chromium	180-79078-1	0.22	0.22	mg/L		0.05			St Pauls	2018
SOLID	Chromium	180-77387-1	0.23	0.23	mg/L	J	0.5			Chester	2018
Dry Cleaning PERC Filters	Chromium	180-52709-1	0.5	0.25	mg/L	U	0.5			Boise	2016
Dry Cleaning PERC Filters	Chromium	180-64912-1	0.5	0.25	mg/L	U	0.5			Chandler	2017
Dry Cleaning PERC Bottoms	Chromium	180-58021-1	0.64	0.64	mg/L		0.05			Los Angeles	2016
WASTE	Chromium	180-77833-1	0.85	0.85	mg/L		0.5			Chandler	2018
WASTE	Chromium	180-82586-2	1.2	1.2	mg/L	B	0.5			Albuquerque	2018

Dry Cleaning PERC Bottoms	Chromium	180-60898-1	1.5	1.5	mg/L		0.5			Archdale	2017
Dry Cleaning PERC Bottoms	Chromium	180-57430-1	1.8	1.8	mg/L		0.05			Chandler	2016
Dry Cleaning PERC Bottoms	Chromium	180-70623-1	2.1	2.1	mg/L	B	0.5			Albuquerque	2017
Dry Cleaning PERC Bottoms	Chromium	180-65789-1	2.2	2.2	mg/L		0.25			Archdale	2017
WATER	Chromium	180-79650-1	4.5	4.5	mg/L		0.05			Salt Lake City	2018
Dry Cleaning PERC Bottoms	Chromium	180-58267-1	4.7	4.7	mg/L	B	0.5			Vinton	2016
Dry Cleaning PERC Bottoms	Chromium	180-66258-1	5.4	5.4	mg/L	B	0.5			Vinton	2017
Dry Cleaning PERC Bottoms	Chromium	180-68639-1	6.5	6.5	mg/L	B	0.5			Los Angeles	2017
Dry Cleaning PERC Bottoms	Chromium	180-58157-1	6.7	6.7	mg/L		0.5			Santa Ana	2016
Dry Cleaning PERC Bottoms	Chromium	180-65481-1	6.7	6.7	mg/L		0.5			Salt Lake City	2017
Dry Cleaning PERC Bottoms	Chromium	180-58494-1	7	7	mg/L	B	0.5			Raleigh	2016
Dry Cleaning PERC Bottoms	Chromium	180-70387-1	7.4	7.4	mg/L		0.5			Raleigh	2017
Dry Cleaning PERC Bottoms	Chromium	180-58509-1	7.8	7.8	mg/L	B	0.5			Fresno	2016
WASTE	Chromium	180-81952-1	8	8	mg/L	B	0.5	29	46	Barre	2018
WASTE	Chromium	180-78208-1	8.4	8.4	mg/L		0.5			Vinton	2018
Dry Cleaning PERC Bottoms	Chromium	180-56181-1	9	9	mg/L		0.5			St. Pauls	2016
Dry Cleaning PERC Bottoms	Chromium	180-65927-1	9.6	9.6	mg/L		0.5			Farmington	2017
Dry Cleaning PERC Bottoms	Chromium	180-60416-1	10	10	mg/L	B	0.5			Barre	2017
WASTE	Chromium	180-79367-1	10	10	mg/L	B	0.5			Tampa	2018
Dry Cleaning PERC Bottoms	Chromium	180-52712-1	11	11	mg/L		0.5			Boise	2016
Dry Cleaning PERC Bottoms	Chromium	180-58397-1	11	11	mg/L	B	0.5			Charlotte	2016
Dry Cleaning PERC Bottoms	Chromium	180-58619-1	11	11	mg/L		0.5			Tulsa	2016
WASTE	Chromium	180-77923-1	11	11	mg/L		0.5			Archdale	2018
WASTE	Chromium	180-74542-1	16	16	mg/L	B	0.5			St Pauls	2018
Dry Cleaning PERC Bottoms	Chromium	180-56884-2	17	17	mg/L		0.5			Farmington	2016
Dry Cleaning PERC Bottoms	Chromium	180-58658-1	19	19	mg/L	B	0.5			Highland	2016
WASTE	Chromium	180-72185-1	23	23	mg/L		0.5			Salisbury	2018
WASTE	Chromium	180-77463-1	25	25	mg/L		0.5			Boise	2018
Dry Cleaning PERC Bottoms	Chromium	180-68699-1	36	36	mg/L		0.5			Boise	2017
Dry Cleaning PERC Bottoms	Chromium	180-66535-1	37	37	mg/Kg		0.47			Chester	2017
Dry Cleaning PERC Bottoms	Chromium	180-58794-1	85	85	mg/L		0.5			Albuquerque	2016
Dry Cleaning PERC Bottoms	Flashpoint	180-52712-1	>200	>200	Degrees F		1			Boise	2016
Dry Cleaning PERC Bottoms	Flashpoint	180-58794-1	>200	>200	Degrees F		1			Albuquerque	2016
Dry Cleaning PERC Bottoms	Flashpoint	180-57430-1	>200	>200	Degrees F		1			Chandler	2016
Dry Cleaning PERC Bottoms	Flashpoint	180-58397-1	>200	>200	Degrees F		1			Charlotte	2016
Dry Cleaning PERC Bottoms	Flashpoint	180-58509-1	>200	>200	Degrees F		1			Fresno	2016
Dry Cleaning PERC Bottoms	Flashpoint	180-58658-1	>200	>200	Degrees F		1			Highland	2016
Dry Cleaning PERC Bottoms	Flashpoint	180-58021-1	>200	>200	Degrees F		1			Los Angeles	2016
Dry Cleaning PERC Bottoms	Flashpoint	180-58619-1	>200	>200	Degrees F		1			Tulsa	2016
Dry Cleaning PERC Bottoms	Flashpoint	180-58267-1	>200	>200	Degrees F		1			Vinton	2016
Dry Cleaning PERC Bottoms	Flashpoint	180-70387-1	>200	>200	Degrees F		1			Raleigh	2017
Dry Cleaning PERC Bottoms	Flashpoint	180-70623-1	>200	>200	Degrees F		1			Albuquerque	2017
Dry Cleaning PERC Bottoms	Flashpoint	180-65789-1	>200	>200	Degrees F		1			Archdale	2017
Dry Cleaning PERC Bottoms	Flashpoint	180-64913-1	>200	>200	Degrees F		1			Chandler	2017
Dry Cleaning PERC Bottoms	Flashpoint	180-65927-1	>200	>200	Degrees F		1			Farmington	2017
Dry Cleaning PERC Bottoms	Flashpoint	180-68639-1	>200	>200	Degrees F		1			Los Angeles	2017
Dry Cleaning PERC Bottoms	Flashpoint	180-65481-1	>200	>200	Degrees F		1			Salt Lake City	2017
Dry Cleaning PERC Bottoms	Flashpoint	180-60898-1	>200	>200	Degrees F		1			Archdale	2017
Dry Cleaning PERC Bottoms	Flashpoint	180-60416-1	>200	>200	Degrees F		1			Barre	2017
WASTE	Flashpoint	180-77923-1	>200	>200	Degrees F		1			Archdale	2018
WASTE	Flashpoint	180-81952-1	>200	>200	Degrees F		1			Barre	2018
WASTE	Flashpoint	180-77463-1	>200	>200	Degrees F		1			Boise	2018
WATER	Flashpoint	180-79650-1	>200	>200	Degrees F		1			Salt Lake City	2018
WATER	Flashpoint	180-79078-1	>200	>200	Degrees F		1			St Pauls	2018
WASTE	Flashpoint	180-79367-1	>200	>200	Degrees F		1			Tampa	2018

WASTE	Flashpoint	180-78208-1	>200	>200	Degrees F		1			Vinton	2018
WASTE	Flashpoint	180-72185-1	>200	>200	Degrees F		1			Salisbury	2018
WASTE	Flashpoint	180-74542-1	>200	>200	Degrees F		1			St Pauls	2018
Dry Cleaning PERC Bottoms	Flashpoint	180-58494-1	>140	>140	Degrees F					Raleigh	2016
Dry Cleaning PERC Bottoms	Flashpoint	180-58157-1	>140	>140	Degrees F					Santa Ana	2016
Dry Cleaning PERC Filters	Flashpoint	180-52709-1	>140	>140	Degrees F					Boise	2016
Dry Cleaning PERC Filters	Flashpoint	180-68706-1	>140	>140	Degrees F					Boise	2017
Dry Cleaning PERC Filters	Flashpoint	180-64912-1	>140	>140	Degrees F					Chandler	2017
Dry Cleaning PERC Bottoms	Flashpoint	180-66535-1	>140	>140	Degrees F					Chester	2017
Dry Cleaning PERC Bottoms	Flashpoint	180-66258-1	>140	>140	Degrees F					Vinton	2017
Dry Cleaning PERC Bottoms	Flashpoint	180-60914-1	>140	>140	Degrees F					Tampa	2017
Dry Cleaning PERC Bottoms	Flashpoint	180-54966-2	<140	<140	Degrees F					Archdale	2016
Dry Cleaning PERC Filters	Flashpoint	180-54769-1	<140	<140	Degrees F					Chester	2016
Dry Cleaning PERC Bottoms	Flashpoint	180-56884-2	<140	<140	Degrees F					Farmington	2016
Dry Cleaning PERC Bottoms	Flashpoint	180-56181-1	<140	<140	Degrees F					St. Pauls	2016
Dry Cleaning PERC Bottoms	Flashpoint	180-68699-1	196	196	Degrees F		1			Boise	2017
WASTE	Flashpoint	180-77833-1	182	182	Degrees F		1			Chandler	2018
WASTE	Flashpoint	180-82586-2	174	174	Degrees F		1			Albuquerque	2018
Dry Cleaning PERC Bottoms	Hexachlorobenzene	180-54966-2	0.05	0.025	mg/L	U	0.05			Archdale	2016
Dry Cleaning PERC Filters	Hexachlorobenzene	180-52709-1	0.05	0.025	mg/L	U	0.05			Boise	2016
Dry Cleaning PERC Filters	Hexachlorobenzene	180-54769-1	0.05	0.025	mg/L	U	0.05			Chester	2016
Dry Cleaning PERC Filters	Hexachlorobenzene	180-68706-1	0.05	0.025	mg/L	U	0.05			Boise	2017
Dry Cleaning PERC Filters	Hexachlorobenzene	180-64912-1	0.05	0.025	mg/L	U	0.05			Chandler	2017
Dry Cleaning PERC Bottoms	Hexachlorobenzene	180-60914-1	0.05	0.025	mg/L	U	0.05			Tampa	2017
SOLID	Hexachlorobenzene	180-80927-1	0.05	0.025	mg/L	U	0.05			Boise	2018
SOLID	Hexachlorobenzene	180-77835-1	0.05	0.025	mg/L	U	0.05			Chandler	2018
SOLID	Hexachlorobenzene	180-77387-1	0.05	0.025	mg/L	U	0.05			Chester	2018
SOLID	Hexachlorobenzene	180-80463-1	0.05	0.025	mg/L	U	0.05			Los Angeles	2018
WATER	Hexachlorobenzene	180-79078-1	0.05	0.025	mg/L	U	0.05			St Pauls	2018
Dry Cleaning PERC Bottoms	Hexachlorobenzene	180-64913-2	0.063	0.0315	mg/L	U	0.063			Chandler	2017
Dry Cleaning PERC Bottoms	Hexachlorobenzene	180-58794-1	0.13	0.065	mg/L	U	0.13			Albuquerque	2016
Dry Cleaning PERC Bottoms	Hexachlorobenzene	180-52712-1	0.13	0.065	mg/L	U	0.13			Boise	2016
Dry Cleaning PERC Bottoms	Hexachlorobenzene	180-58157-1	0.13	0.065	mg/L	U	0.13			Santa Ana	2016
Dry Cleaning PERC Bottoms	Hexachlorobenzene	180-56181-1	0.13	0.065	mg/L	U	0.13			St. Pauls	2016
Dry Cleaning PERC Bottoms	Hexachlorobenzene	180-58619-1	0.13	0.065	mg/L	U	0.13			Tulsa	2016
Dry Cleaning PERC Bottoms	Hexachlorobenzene	180-58267-1	0.13	0.065	mg/L	U	0.13			Vinton	2016
Dry Cleaning PERC Bottoms	Hexachlorobenzene	180-70623-1	0.13	0.065	mg/L	U	0.13			Albuquerque	2017
Dry Cleaning PERC Bottoms	Hexachlorobenzene	180-68699-1	0.13	0.065	mg/L	U	0.13			Boise	2017
Dry Cleaning PERC Bottoms	Hexachlorobenzene	180-65927-1	0.13	0.065	mg/L	U	0.13			Farmington	2017
Dry Cleaning PERC Bottoms	Hexachlorobenzene	180-68639-1	0.13	0.065	mg/L	U	0.13			Los Angeles	2017
Dry Cleaning PERC Bottoms	Hexachlorobenzene	180-70387-1	0.13	0.065	mg/L	U	0.13			Raleigh	2017
Dry Cleaning PERC Bottoms	Hexachlorobenzene	180-66258-1	0.13	0.065	mg/L	U *	0.13			Vinton	2017
Dry Cleaning PERC Bottoms	Hexachlorobenzene	180-60898-1	0.13	0.065	mg/L	U	0.13			Archdale	2017
Dry Cleaning PERC Bottoms	Hexachlorobenzene	180-60416-1	0.13	0.065	mg/L	U	0.13			Barre	2017
WASTE	Hexachlorobenzene	180-82586-2	0.13	0.065	mg/L	U	0.13			Albuquerque	2018
WASTE	Hexachlorobenzene	180-81952-1	0.13	0.065	mg/L	U	0.13			Barre	2018
WASTE	Hexachlorobenzene	180-77463-1	0.13	0.065	mg/L	U	0.13	29	46	Boise	2018
WASTE	Hexachlorobenzene	180-77833-1	0.13	0.065	mg/L	U	0.13			Chandler	2018
WASTE	Hexachlorobenzene	180-79367-1	0.13	0.065	mg/L	U	0.13			Tampa	2018
WASTE	Hexachlorobenzene	180-78208-1	0.13	0.065	mg/L	U *	0.13			Vinton	2018
WASTE	Hexachlorobenzene	180-72185-1	0.13	0.065	mg/L	U	0.13			Salisbury	2018
WASTE	Hexachlorobenzene	180-74542-1	0.13	0.065	mg/L	U *	0.13			St Pauls	2018
Dry Cleaning PERC Bottoms	Hexachlorobenzene	180-58021-1	0.25	0.125	mg/L	U *	0.25			Los Angeles	2016
Dry Cleaning PERC Bottoms	Hexachlorobenzene	180-58658-1	0.17	0.17	mg/L	p	0.13			Highland	2016
Dry Cleaning PERC Bottoms	Hexachlorobenzene	180-58397-1	0.2	0.2	mg/L		0.13			Charlotte	2016

Dry Cleaning PERC Bottoms	Hexachlorobenzene	180-65481-1	0.22	0.22	mg/L		0.13			Salt Lake City	2017
Dry Cleaning PERC Bottoms	Hexachlorobenzene	180-58494-1	0.45	0.45	mg/L		0.13			Raleigh	2016
Dry Cleaning PERC Bottoms	Hexachlorobenzene	180-56884-2	0.6	0.6	mg/L	p	0.13			Farmington	2016
Dry Cleaning PERC Bottoms	Hexachlorobenzene	180-58509-1	0.72	0.72	mg/L		0.13			Fresno	2016
WASTE	Hexachlorobenzene	180-77923-1	0.97	0.97	mg/L	p	0.13			Archdale	2018
Dry Cleaning PERC Bottoms	Hexachlorobenzene	180-66535-1	2	1	mg/Kg	U	2			Chester	2017
Dry Cleaning PERC Bottoms	Hexachlorobenzene	180-65789-1	10	5	mg/L	U	10			Archdale	2017
WATER	Hexachlorobenzene	180-79650-1	10	5	mg/L	U	10			Salt Lake City	2018
Dry Cleaning PERC Bottoms	Hexachlorobenzene	180-57430-2	20	10	mg/L	U	20			Chandler	2016
Dry Cleaning PERC Bottoms	Hexachlorobutadiene	180-54966-2	0.05	0.025	mg/L	U	0.05			Archdale	2016
Dry Cleaning PERC Filters	Hexachlorobutadiene	180-52709-1	0.05	0.025	mg/L	U	0.05			Boise	2016
Dry Cleaning PERC Filters	Hexachlorobutadiene	180-54769-1	0.05	0.025	mg/L	U	0.05			Chester	2016
Dry Cleaning PERC Filters	Hexachlorobutadiene	180-68706-1	0.05	0.025	mg/L	U	0.05			Boise	2017
Dry Cleaning PERC Filters	Hexachlorobutadiene	180-64912-1	0.05	0.025	mg/L	U	0.05			Chandler	2017
Dry Cleaning PERC Bottoms	Hexachlorobutadiene	180-60914-1	0.05	0.025	mg/L	U	0.05			Tampa	2017
SOLID	Hexachlorobutadiene	180-80927-1	0.05	0.025	mg/L	U	0.05			Boise	2018
SOLID	Hexachlorobutadiene	180-77835-1	0.05	0.025	mg/L	U	0.05			Chandler	2018
SOLID	Hexachlorobutadiene	180-77387-1	0.05	0.025	mg/L	U	0.05			Chester	2018
SOLID	Hexachlorobutadiene	180-80463-1	0.05	0.025	mg/L	U	0.05			Los Angeles	2018
WATER	Hexachlorobutadiene	180-79078-1	0.05	0.025	mg/L	U	0.05			St Pauls	2018
Dry Cleaning PERC Bottoms	Hexachlorobutadiene	180-58794-1	0.13	0.065	mg/L	U	0.13			Albuquerque	2016
Dry Cleaning PERC Bottoms	Hexachlorobutadiene	180-52712-1	0.13	0.065	mg/L	U	0.13			Boise	2016
Dry Cleaning PERC Bottoms	Hexachlorobutadiene	180-58397-1	0.13	0.065	mg/L	U	0.13			Charlotte	2016
Dry Cleaning PERC Bottoms	Hexachlorobutadiene	180-58509-1	0.13	0.065	mg/L	U	0.13			Fresno	2016
Dry Cleaning PERC Bottoms	Hexachlorobutadiene	180-58494-1	0.13	0.065	mg/L	U	0.13			Raleigh	2016
Dry Cleaning PERC Bottoms	Hexachlorobutadiene	180-56181-1	0.13	0.065	mg/L	U	0.13			St. Pauls	2016
Dry Cleaning PERC Bottoms	Hexachlorobutadiene	180-58619-1	0.13	0.065	mg/L	U	0.13			Tulsa	2016
Dry Cleaning PERC Bottoms	Hexachlorobutadiene	180-58267-1	0.13	0.065	mg/L	U	0.13			Vinton	2016
Dry Cleaning PERC Bottoms	Hexachlorobutadiene	180-70623-1	0.13	0.065	mg/L	U	0.13			Albuquerque	2017
Dry Cleaning PERC Bottoms	Hexachlorobutadiene	180-68699-1	0.13	0.065	mg/L	U	0.13			Boise	2017
Dry Cleaning PERC Bottoms	Hexachlorobutadiene	180-65927-1	0.13	0.065	mg/L	U	0.13			Farmington	2017
Dry Cleaning PERC Bottoms	Hexachlorobutadiene	180-70387-1	0.13	0.065	mg/L	U	0.13			Raleigh	2017
Dry Cleaning PERC Bottoms	Hexachlorobutadiene	180-65481-1	0.13	0.065	mg/L	U	0.13			Salt Lake City	2017
Dry Cleaning PERC Bottoms	Hexachlorobutadiene	180-66258-1	0.13	0.065	mg/L	U *	0.13			Vinton	2017
Dry Cleaning PERC Bottoms	Hexachlorobutadiene	180-60898-1	0.13	0.065	mg/L	U	0.13			Archdale	2017
Dry Cleaning PERC Bottoms	Hexachlorobutadiene	180-60416-1	0.13	0.065	mg/L	U	0.13			Barre	2017
WASTE	Hexachlorobutadiene	180-82586-2	0.13	0.065	mg/L	U	0.13			Albuquerque	2018
WASTE	Hexachlorobutadiene	180-77923-1	0.13	0.065	mg/L	U	0.13	29	46	Archdale	2018
WASTE	Hexachlorobutadiene	180-81952-1	0.13	0.065	mg/L	U	0.13			Barre	2018
WASTE	Hexachlorobutadiene	180-77463-1	0.13	0.065	mg/L	U	0.13			Boise	2018
WASTE	Hexachlorobutadiene	180-77833-1	0.13	0.065	mg/L	U	0.13			Chandler	2018
WASTE	Hexachlorobutadiene	180-79367-1	0.13	0.065	mg/L	U	0.13			Tampa	2018
WASTE	Hexachlorobutadiene	180-78208-1	0.13	0.065	mg/L	U	0.13			Vinton	2018
WASTE	Hexachlorobutadiene	180-72185-1	0.13	0.065	mg/L	U	0.13			Salisbury	2018
WASTE	Hexachlorobutadiene	180-74542-1	0.13	0.065	mg/L	U *	0.13			St Pauls	2018
Dry Cleaning PERC Bottoms	Hexachlorobutadiene	180-58021-1	0.25	0.125	mg/L	U	0.25			Los Angeles	2016
Dry Cleaning PERC Bottoms	Hexachlorobutadiene	180-68639-1	0.15	0.15	mg/L	p	0.13			Los Angeles	2017
Dry Cleaning PERC Bottoms	Hexachlorobutadiene	180-58157-1	0.32	0.32	mg/L	p	0.13			Santa Ana	2016
Dry Cleaning PERC Bottoms	Hexachlorobutadiene	180-58658-1	0.35	0.35	mg/L		0.13			Highland	2016
Dry Cleaning PERC Bottoms	Hexachlorobutadiene	180-56884-2	0.54	0.54	mg/L	p	0.13			Farmington	2016
Dry Cleaning PERC Bottoms	Hexachlorobutadiene	180-66535-1	2	1	mg/Kg	U	2			Chester	2017
Dry Cleaning PERC Bottoms	Hexachlorobutadiene	180-65789-1	10	5	mg/L	U	10			Archdale	2017
WATER	Hexachlorobutadiene	180-79650-1	10	5	mg/L	U	10			Salt Lake City	2018
Dry Cleaning PERC Bottoms	Hexachlorobutadiene	180-57430-2	20	10	mg/L	U	20			Chandler	2016
Dry Cleaning PERC Bottoms	Hexachlorobutadiene	180-64913-2	59	59	mg/L		5.6			Chandler	2017

Dry Cleaning PERC Bottoms	Hexachloroethane	180-54966-2	0.05	0.025	mg/L	U	0.05			Archdale	2016
Dry Cleaning PERC Filters	Hexachloroethane	180-52709-1	0.05	0.025	mg/L	U	0.05			Boise	2016
Dry Cleaning PERC Filters	Hexachloroethane	180-54769-1	0.05	0.025	mg/L	U	0.05			Chester	2016
Dry Cleaning PERC Filters	Hexachloroethane	180-68706-1	0.05	0.025	mg/L	U	0.05			Boise	2017
Dry Cleaning PERC Filters	Hexachloroethane	180-64912-1	0.05	0.025	mg/L	U	0.05			Chandler	2017
Dry Cleaning PERC Bottoms	Hexachloroethane	180-60914-1	0.05	0.025	mg/L	U	0.05			Tampa	2017
SOLID	Hexachloroethane	180-80927-1	0.05	0.025	mg/L	U	0.05			Boise	2018
SOLID	Hexachloroethane	180-77835-1	0.05	0.025	mg/L	U	0.05			Chandler	2018
SOLID	Hexachloroethane	180-77387-1	0.05	0.025	mg/L	U	0.05			Chester	2018
SOLID	Hexachloroethane	180-80463-1	0.05	0.025	mg/L	U	0.05			Los Angeles	2018
WATER	Hexachloroethane	180-79078-1	0.05	0.025	mg/L	U	0.05			St Pauls	2018
Dry Cleaning PERC Bottoms	Hexachloroethane	180-58794-1	0.13	0.065	mg/L	U	0.13			Albuquerque	2016
Dry Cleaning PERC Bottoms	Hexachloroethane	180-52712-1	0.13	0.065	mg/L	U	0.13			Boise	2016
Dry Cleaning PERC Bottoms	Hexachloroethane	180-58397-1	0.13	0.065	mg/L	U	0.13			Charlotte	2016
Dry Cleaning PERC Bottoms	Hexachloroethane	180-56884-2	0.13	0.065	mg/L	U	0.13			Farmington	2016
Dry Cleaning PERC Bottoms	Hexachloroethane	180-58509-1	0.13	0.065	mg/L	U	0.13			Fresno	2016
Dry Cleaning PERC Bottoms	Hexachloroethane	180-58658-1	0.13	0.065	mg/L	U	0.13			Highland	2016
Dry Cleaning PERC Bottoms	Hexachloroethane	180-58494-1	0.13	0.065	mg/L	U	0.13			Raleigh	2016
Dry Cleaning PERC Bottoms	Hexachloroethane	180-58157-1	0.13	0.065	mg/L	U	0.13			Santa Ana	2016
Dry Cleaning PERC Bottoms	Hexachloroethane	180-56181-1	0.13	0.065	mg/L	U	0.13			St. Pauls	2016
Dry Cleaning PERC Bottoms	Hexachloroethane	180-58619-1	0.13	0.065	mg/L	U	0.13			Tulsa	2016
Dry Cleaning PERC Bottoms	Hexachloroethane	180-68699-1	0.13	0.065	mg/L	U	0.13			Boise	2017
Dry Cleaning PERC Bottoms	Hexachloroethane	180-65927-1	0.13	0.065	mg/L	U	0.13			Farmington	2017
Dry Cleaning PERC Bottoms	Hexachloroethane	180-68639-1	0.13	0.065	mg/L	U	0.13			Los Angeles	2017
Dry Cleaning PERC Bottoms	Hexachloroethane	180-70387-1	0.13	0.065	mg/L	U	0.13			Raleigh	2017
Dry Cleaning PERC Bottoms	Hexachloroethane	180-65481-1	0.13	0.065	mg/L	U	0.13			Salt Lake City	2017
Dry Cleaning PERC Bottoms	Hexachloroethane	180-66258-1	0.13	0.065	mg/L	U	0.13			Vinton	2017
Dry Cleaning PERC Bottoms	Hexachloroethane	180-60416-1	0.13	0.065	mg/L	U	0.13			Barre	2017
WASTE	Hexachloroethane	180-82586-2	0.13	0.065	mg/L	U	0.13	29	46	Albuquerque	2018
WASTE	Hexachloroethane	180-77923-1	0.13	0.065	mg/L	U	0.13			Archdale	2018
WASTE	Hexachloroethane	180-81952-1	0.13	0.065	mg/L	U	0.13			Barre	2018
WASTE	Hexachloroethane	180-77463-1	0.13	0.065	mg/L	U	0.13			Boise	2018
WASTE	Hexachloroethane	180-77833-1	0.13	0.065	mg/L	U	0.13			Chandler	2018
WASTE	Hexachloroethane	180-79367-1	0.13	0.065	mg/L	U	0.13			Tampa	2018
WASTE	Hexachloroethane	180-78208-1	0.13	0.065	mg/L	U *	0.13			Vinton	2018
WASTE	Hexachloroethane	180-72185-1	0.13	0.065	mg/L	U	0.13			Salisbury	2018
WASTE	Hexachloroethane	180-74542-1	0.13	0.065	mg/L	U *	0.13			St Pauls	2018
Dry Cleaning PERC Bottoms	Hexachloroethane	180-58021-1	0.25	0.125	mg/L	U	0.25			Los Angeles	2016
Dry Cleaning PERC Bottoms	Hexachloroethane	180-58267-1	0.17	0.17	mg/L	p	0.13			Vinton	2016
Dry Cleaning PERC Bottoms	Hexachloroethane	180-64913-2	0.34	0.34	mg/L		0.063			Chandler	2017
Dry Cleaning PERC Bottoms	Hexachloroethane	180-70623-1	0.76	0.76	mg/L		0.13			Albuquerque	2017
Dry Cleaning PERC Bottoms	Hexachloroethane	180-60898-1	2.1	2.1	mg/L		0.13			Archdale	2017
Dry Cleaning PERC Bottoms	Hexachloroethane	180-65789-1	10	5	mg/L	U	10			Archdale	2017
Dry Cleaning PERC Bottoms	Hexachloroethane	180-66535-1	10	5	mg/Kg	U	10			Chester	2017
WATER	Hexachloroethane	180-79650-1	10	5	mg/L	U	10			Salt Lake City	2018
Dry Cleaning PERC Bottoms	Hexachloroethane	180-57430-2	20	10	mg/L	U	20			Chandler	2016
SOLID	Ignitability	180-80463-1		0	Degrees F	U				Los Angeles	2018
SOLID	Ignitability	180-80927-1	>140	>140	Degrees F					Boise	2018
SOLID	Ignitability	180-77835-1	>140	>140	Degrees F					Chandler	2018
SOLID	Ignitability	180-77387-1	>140	>140	Degrees F					Chester	2018
Dry Cleaning PERC Filters	Lead	180-52709-1	0.032	0.032	mg/L	J	0.5			Boise	2016
WATER	Lead	180-79078-1	0.035	0.035	mg/L	J	0.1			St Pauls	2018
Dry Cleaning PERC Bottoms	Lead	180-60914-1	0.042	0.042	mg/L	J	0.5			Tampa	2017
SOLID	Lead	180-80927-1	0.045	0.045	mg/L	J	0.5			Boise	2018
SOLID	Lead	180-77387-1	0.11	0.11	mg/L	J	0.5			Chester	2018

Dry Cleaning PERC Bottoms	Lead	180-58021-1	0.14	0.14	mg/L		0.1			Los Angeles	2016
Dry Cleaning PERC Filters	Lead	180-54769-1	0.5	0.25	mg/L	U	0.5			Chester	2016
Dry Cleaning PERC Filters	Lead	180-68706-1	0.5	0.25	mg/L	U	0.5			Boise	2017
Dry Cleaning PERC Filters	Lead	180-64912-1	0.5	0.25	mg/L	U	0.5			Chandler	2017
SOLID	Lead	180-77835-1	0.5	0.25	mg/L	U	0.5			Chandler	2018
SOLID	Lead	180-80463-1	0.5	0.25	mg/L	U	0.5			Los Angeles	2018
Dry Cleaning PERC Bottoms	Lead	180-70623-1	0.29	0.29	mg/L	J	1			Albuquerque	2017
Dry Cleaning PERC Bottoms	Lead	180-58494-1	0.45	0.45	mg/L	J	1			Raleigh	2016
WASTE	Lead	180-82586-2	0.58	0.58	mg/L	J	1			Albuquerque	2018
Dry Cleaning PERC Bottoms	Lead	180-58157-1	0.64	0.64	mg/L	J	1			Santa Ana	2016
WASTE	Lead	180-77923-1	0.66	0.66	mg/L	J	1			Archdale	2018
Dry Cleaning PERC Bottoms	Lead	180-60898-1	1	1	mg/L		1			Archdale	2017
Dry Cleaning PERC Bottoms	Lead	180-68639-1	1.1	1.1	mg/L		1			Los Angeles	2017
WASTE	Lead	180-77833-1	1.3	1.3	mg/L		1			Chandler	2018
Dry Cleaning PERC Bottoms	Lead	180-54966-2	1.4	1.4	mg/L		0.5			Archdale	2016
WASTE	Lead	180-74542-1	1.4	1.4	mg/L		1			St Pauls	2018
WATER	Lead	180-79650-1	2	2	mg/L		0.1			Salt Lake City	2018
Dry Cleaning PERC Bottoms	Lead	180-56181-1	2.3	2.3	mg/L		1			St. Pauls	2016
Dry Cleaning PERC Bottoms	Lead	180-70387-1	2.3	2.3	mg/L		1			Raleigh	2017
Dry Cleaning PERC Bottoms	Lead	180-58397-1	2.4	2.4	mg/L		1			Charlotte	2016
Dry Cleaning PERC Bottoms	Lead	180-65927-1	2.4	2.4	mg/L		1			Farmington	2017
Dry Cleaning PERC Bottoms	Lead	180-56884-2	2.5	2.5	mg/L		1			Farmington	2016
WASTE	Lead	180-78208-1	2.6	2.6	mg/L		1			Vinton	2018
Dry Cleaning PERC Bottoms	Lead	180-65789-1	3.5	3.5	mg/L		0.5	29	46	Archdale	2017
Dry Cleaning PERC Bottoms	Lead	180-65481-1	3.5	3.5	mg/L		1			Salt Lake City	2017
Dry Cleaning PERC Bottoms	Lead	180-58509-1	3.7	3.7	mg/L		1			Fresno	2016
WASTE	Lead	180-81952-1	3.9	3.9	mg/L		1			Barre	2018
WASTE	Lead	180-72185-1	3.9	3.9	mg/L		1			Salisbury	2018
Dry Cleaning PERC Bottoms	Lead	180-57430-1	4	4	mg/L		0.1			Chandler	2016
Dry Cleaning PERC Bottoms	Lead	180-58267-1	4.1	4.1	mg/L		1			Vinton	2016
Dry Cleaning PERC Bottoms	Lead	180-60416-1	4.5	4.5	mg/L		1			Barre	2017
WASTE	Lead	180-79367-1	4.9	4.9	mg/L		1			Tampa	2018
Dry Cleaning PERC Bottoms	Lead	180-66535-1	5.9	5.9	mg/Kg		0.94			Chester	2017
Dry Cleaning PERC Bottoms	Lead	180-64913-2	6.8	6.8	mg/L		0.26			Chandler	2017
Dry Cleaning PERC Bottoms	Lead	180-66258-1	6.9	6.9	mg/L		1			Vinton	2017
Dry Cleaning PERC Bottoms	Lead	180-68699-1	7.4	7.4	mg/L		1			Boise	2017
Dry Cleaning PERC Bottoms	Lead	180-58794-1	9.5	9.5	mg/L		1			Albuquerque	2016
Dry Cleaning PERC Bottoms	Lead	180-58619-1	12	12	mg/L		1			Tulsa	2016
WASTE	Lead	180-77463-1	14	14	mg/L		1			Boise	2018
Dry Cleaning PERC Bottoms	Lead	180-52712-1	16	16	mg/L		1			Boise	2016
Dry Cleaning PERC Bottoms	Lead	180-58658-1	93	93	mg/L		1			Highland	2016
Dry Cleaning PERC Bottoms	Mercury	180-60914-1	0.000052	0.000052	mg/L	J	0.0002			Tampa	2017
SOLID	Mercury	180-80463-1	0.000067	0.000067	mg/L	J F1	0.0002			Los Angeles	2018
Dry Cleaning PERC Filters	Mercury	180-52709-1	0.000089	0.000089	mg/L	J B	0.0002			Boise	2016
Dry Cleaning PERC Bottoms	Mercury	180-54966-2	0.0002	0.0001	mg/L	U	0.0002			Archdale	2016
Dry Cleaning PERC Filters	Mercury	180-54769-1	0.0002	0.0001	mg/L	U	0.0002			Chester	2016
Dry Cleaning PERC Filters	Mercury	180-68706-1	0.0002	0.0001	mg/L	U	0.0002			Boise	2017
Dry Cleaning PERC Filters	Mercury	180-64912-1	0.0002	0.0001	mg/L	U	0.0002			Chandler	2017
SOLID	Mercury	180-80927-1	0.0002	0.0001	mg/L	U	0.0002			Boise	2018
SOLID	Mercury	180-77835-1	0.0002	0.0001	mg/L	U	0.0002			Chandler	2018
SOLID	Mercury	180-77387-1	0.0004	0.0002	mg/L	U	0.0004			Chester	2018
WATER	Mercury	180-79650-1	0.00048	0.00048	mg/L		0.0002			Salt Lake City	2018
Dry Cleaning PERC Bottoms	Mercury	180-58021-1	0.002	0.001	mg/L	U	0.002			Los Angeles	2016
WATER	Mercury	180-79078-1	0.002	0.001	mg/L	U	0.002			St Pauls	2018
Dry Cleaning PERC Bottoms	Mercury	180-57430-1	0.0011	0.0011	mg/L	J	0.002			Chandler	2016

Dry Cleaning PERC Bottoms	Mercury	180-64913-2	0.0075	0.00375	mg/L	U	0.0075			Chandler	2017
Dry Cleaning PERC Bottoms	Mercury	180-60416-1	0.0087	0.0087	mg/L	J B	0.033			Barre	2017
Dry Cleaning PERC Bottoms	Mercury	180-58494-1	0.009	0.009	mg/L	J B	0.033			Raleigh	2016
Dry Cleaning PERC Bottoms	Mercury	180-58267-1	0.0096	0.0096	mg/L	J B	0.033			Vinton	2016
Dry Cleaning PERC Bottoms	Mercury	180-58157-1	0.01	0.01	mg/L	J B	0.033			Santa Ana	2016
Dry Cleaning PERC Bottoms	Mercury	180-65789-1	0.02	0.01	mg/L	U	0.02			Archdale	2017
WASTE	Mercury	180-79367-1	0.011	0.011	mg/L	J	0.033			Tampa	2018
Dry Cleaning PERC Bottoms	Mercury	180-52712-1	0.012	0.012	mg/L	J	0.033			Boise	2016
Dry Cleaning PERC Bottoms	Mercury	180-56884-2	0.012	0.012	mg/L	J	0.033			Farmington	2016
Dry Cleaning PERC Bottoms	Mercury	180-58509-1	0.013	0.013	mg/L	J B	0.033			Fresno	2016
Dry Cleaning PERC Bottoms	Mercury	180-58658-1	0.013	0.013	mg/L	J B	0.033			Highland	2016
Dry Cleaning PERC Bottoms	Mercury	180-56181-1	0.016	0.016	mg/L	J B	0.033			St. Pauls	2016
Dry Cleaning PERC Bottoms	Mercury	180-58794-1	0.033	0.0165	mg/L	U	0.033			Albuquerque	2016
Dry Cleaning PERC Bottoms	Mercury	180-58619-1	0.033	0.0165	mg/L	U	0.033			Tulsa	2016
Dry Cleaning PERC Bottoms	**Mercury**	**180-70623-1**	**0.033**	**0.0165**	**mg/L**	**U**	**0.033**	**29**	**46**	**Albuquerque**	**2017**
Dry Cleaning PERC Bottoms	Mercury	180-68699-1	0.033	0.0165	mg/L	U	0.033			Boise	2017
Dry Cleaning PERC Bottoms	Mercury	180-65927-1	0.033	0.0165	mg/L	U	0.033			Farmington	2017
Dry Cleaning PERC Bottoms	Mercury	180-68639-1	0.033	0.0165	mg/L	U	0.033			Los Angeles	2017
Dry Cleaning PERC Bottoms	Mercury	180-70387-1	0.033	0.0165	mg/L	U	0.033			Raleigh	2017
Dry Cleaning PERC Bottoms	Mercury	180-66258-1	0.033	0.0165	mg/L	U	0.033			Vinton	2017
Dry Cleaning PERC Bottoms	Mercury	180-60898-1	0.033	0.0165	mg/L	U	0.033			Archdale	2017
WASTE	Mercury	180-82586-2	0.033	0.0165	mg/L	U F1	0.033			Albuquerque	2018
WASTE	Mercury	180-77923-1	0.033	0.0165	mg/L	U	0.033			Archdale	2018
WASTE	Mercury	180-81952-1	0.033	0.0165	mg/L	U	0.033			Barre	2018
WASTE	Mercury	180-77463-1	0.033	0.0165	mg/L	U	0.033			Boise	2018
WASTE	Mercury	180-77833-1	0.033	0.0165	mg/L	U	0.033			Chandler	2018
WASTE	Mercury	180-78208-1	0.033	0.0165	mg/L	U	0.033			Vinton	2018
WASTE	Mercury	180-72185-1	0.033	0.0165	mg/L	U	0.033			Salisbury	2018
WASTE	Mercury	180-74542-1	0.033	0.0165	mg/L	U	0.033			St Pauls	2018
Dry Cleaning PERC Bottoms	Mercury	180-58397-1	0.021	0.021	mg/L	J B	0.033			Charlotte	2016
Dry Cleaning PERC Bottoms	Mercury	180-65481-1	0.081	0.081	mg/L		0.033			Salt Lake City	2017
Dry Cleaning PERC Bottoms	Mercury	180-66535-1	0.09	0.09	mg/Kg		0.031			Chester	2017
Dry Cleaning PERC Bottoms	Methylphenol, 3 & 4	180-54966-2	0.05	0.025	mg/L	U	0.05			Archdale	2016
Dry Cleaning PERC Filters	Methylphenol, 3 & 4	180-52709-1	0.05	0.025	mg/L	U	0.05			Boise	2016
Dry Cleaning PERC Filters	Methylphenol, 3 & 4	180-54769-1	0.05	0.025	mg/L	U	0.05			Chester	2016
Dry Cleaning PERC Filters	Methylphenol, 3 & 4	180-68706-1	0.05	0.025	mg/L	U	0.05			Boise	2017
Dry Cleaning PERC Filters	Methylphenol, 3 & 4	180-64912-1	0.05	0.025	mg/L	U	0.05			Chandler	2017
Dry Cleaning PERC Bottoms	Methylphenol, 3 & 4	180-60914-1	0.05	0.025	mg/L	U	0.05			Tampa	2017
SOLID	Methylphenol, 3 & 4	180-80927-1	0.05	0.025	mg/L	U	0.05			Boise	2018
SOLID	Methylphenol, 3 & 4	180-77835-1	0.05	0.025	mg/L	U	0.05			Chandler	2018
SOLID	Methylphenol, 3 & 4	180-77387-1	0.05	0.025	mg/L	U	0.05			Chester	2018
SOLID	Methylphenol, 3 & 4	180-80463-1	0.05	0.025	mg/L	U	0.05			Los Angeles	2018
WATER	Methylphenol, 3 & 4	180-79078-1	0.05	0.025	mg/L	U	0.05			St Pauls	2018
Dry Cleaning PERC Bottoms	Methylphenol, 3 & 4	180-64913-2	0.22	0.11	mg/L	U	0.22			Chandler	2017
Dry Cleaning PERC Bottoms	Methylphenol, 3 & 4	180-58021-1	0.25	0.125	mg/L	U	0.25			Los Angeles	2016
Dry Cleaning PERC Bottoms	Methylphenol, 3 & 4	180-58794-1	1	0.5	mg/L	U	1			Albuquerque	2016
Dry Cleaning PERC Bottoms	Methylphenol, 3 & 4	180-52712-1	1	0.5	mg/L	U	1			Boise	2016
Dry Cleaning PERC Bottoms	Methylphenol, 3 & 4	180-58397-1	1	0.5	mg/L	U	1			Charlotte	2016
Dry Cleaning PERC Bottoms	Methylphenol, 3 & 4	180-56884-2	1	0.5	mg/L	U	1			Farmington	2016
Dry Cleaning PERC Bottoms	Methylphenol, 3 & 4	180-58509-1	1	0.5	mg/L	U	1			Fresno	2016
Dry Cleaning PERC Bottoms	Methylphenol, 3 & 4	180-58658-1	1	0.5	mg/L	U	1			Highland	2016
Dry Cleaning PERC Bottoms	Methylphenol, 3 & 4	180-58494-1	1	0.5	mg/L	U	1			Raleigh	2016
Dry Cleaning PERC Bottoms	Methylphenol, 3 & 4	180-58157-1	1	0.5	mg/L	U	1			Santa Ana	2016
Dry Cleaning PERC Bottoms	Methylphenol, 3 & 4	180-56181-1	1	0.5	mg/L	U	1			St. Pauls	2016
Dry Cleaning PERC Bottoms	Methylphenol, 3 & 4	180-58619-1	1	0.5	mg/L	U	1			Tulsa	2016

Dry Cleaning PERC Bottoms	Methylphenol, 3 & 4	180-58267-1	1	0.5	mg/L	U	1			Vinton	2016
Dry Cleaning PERC Bottoms	Methylphenol, 3 & 4	180-70623-1	1	0.5	mg/L	U	1			Albuquerque	2017
Dry Cleaning PERC Bottoms	Methylphenol, 3 & 4	180-68699-1	1	0.5	mg/L	U	1			Boise	2017
Dry Cleaning PERC Bottoms	Methylphenol, 3 & 4	180-65927-1	1	0.5	mg/L	U	1			Farmington	2017
Dry Cleaning PERC Bottoms	Methylphenol, 3 & 4	180-68639-1	1	0.5	mg/L	U	1			Los Angeles	2017
Dry Cleaning PERC Bottoms	Methylphenol, 3 & 4	180-70387-1	1	0.5	mg/L	U	1	29	46	Raleigh	2017
Dry Cleaning PERC Bottoms	Methylphenol, 3 & 4	180-65481-1	1	0.5	mg/L	U	1			Salt Lake City	2017
Dry Cleaning PERC Bottoms	Methylphenol, 3 & 4	180-66258-1	1	0.5	mg/L	U	1			Vinton	2017
Dry Cleaning PERC Bottoms	Methylphenol, 3 & 4	180-60898-1	1	0.5	mg/L	U	1			Archdale	2017
Dry Cleaning PERC Bottoms	Methylphenol, 3 & 4	180-60416-1	1	0.5	mg/L	U	1			Barre	2017
WASTE	Methylphenol, 3 & 4	180-82586-2	1	0.5	mg/L	U	1			Albuquerque	2018
WASTE	Methylphenol, 3 & 4	180-77923-1	1	0.5	mg/L	U	1			Archdale	2018
WASTE	Methylphenol, 3 & 4	180-81952-1	1	0.5	mg/L	U	1			Barre	2018
WASTE	Methylphenol, 3 & 4	180-77463-1	1	0.5	mg/L	U	1			Boise	2018
WASTE	Methylphenol, 3 & 4	180-77833-1	1	0.5	mg/L	U	1			Chandler	2018
WASTE	Methylphenol, 3 & 4	180-79367-1	1	0.5	mg/L	U	1			Tampa	2018
WASTE	Methylphenol, 3 & 4	180-78208-1	1	0.5	mg/L	U	1			Vinton	2018
WASTE	Methylphenol, 3 & 4	180-72185-1	1	0.5	mg/L	U	1			Salisbury	2018
WASTE	Methylphenol, 3 & 4	180-74542-1	1	0.5	mg/L	U	1			St Pauls	2018
Dry Cleaning PERC Bottoms	Methylphenol, 3 & 4	180-65789-1	10	5	mg/L	U	10			Archdale	2017
Dry Cleaning PERC Bottoms	Methylphenol, 3 & 4	180-66535-1	10	5	mg/Kg	U	10			Chester	2017
WATER	Methylphenol, 3 & 4	180-79650-1	10	5	mg/L	U	10			Salt Lake City	2018
Dry Cleaning PERC Bottoms	Methylphenol, 3 & 4	180-57430-2	20	10	mg/L	U	20			Chandler	2016
Dry Cleaning PERC Bottoms	Nitrobenzene	180-54966-2	0.05	0.025	mg/L	U *	0.05			Archdale	2016
Dry Cleaning PERC Filters	Nitrobenzene	180-52709-1	0.05	0.025	mg/L	U	0.05			Boise	2016
Dry Cleaning PERC Filters	Nitrobenzene	180-54769-1	0.05	0.025	mg/L	U	0.05			Chester	2016
Dry Cleaning PERC Filters	Nitrobenzene	180-68706-1	0.05	0.025	mg/L	U	0.05			Boise	2017
Dry Cleaning PERC Filters	Nitrobenzene	180-64912-1	0.05	0.025	mg/L	U	0.05			Chandler	2017
Dry Cleaning PERC Bottoms	Nitrobenzene	180-60914-1	0.05	0.025	mg/L	U	0.05			Tampa	2017
SOLID	Nitrobenzene	180-80927-1	0.05	0.025	mg/L	U	0.05			Boise	2018
SOLID	Nitrobenzene	180-77835-1	0.05	0.025	mg/L	U	0.05			Chandler	2018
SOLID	Nitrobenzene	180-77387-1	0.05	0.025	mg/L	U	0.05			Chester	2018
SOLID	Nitrobenzene	180-80463-1	0.05	0.025	mg/L	U	0.05			Los Angeles	2018
WATER	Nitrobenzene	180-79078-1	0.05	0.025	mg/L	U	0.05			St Pauls	2018
Dry Cleaning PERC Bottoms	Nitrobenzene	180-64913-2	0.22	0.11	mg/L	U	0.22			Chandler	2017
Dry Cleaning PERC Bottoms	Nitrobenzene	180-58021-1	0.25	0.125	mg/L	U	0.25			Los Angeles	2016
Dry Cleaning PERC Bottoms	Nitrobenzene	180-58794-1	1	0.5	mg/L	U	1			Albuquerque	2016
Dry Cleaning PERC Bottoms	Nitrobenzene	180-52712-1	1	0.5	mg/L	U	1			Boise	2016
Dry Cleaning PERC Bottoms	Nitrobenzene	180-58397-1	1	0.5	mg/L	U	1			Charlotte	2016
Dry Cleaning PERC Bottoms	Nitrobenzene	180-56884-2	1	0.5	mg/L	U	1			Farmington	2016
Dry Cleaning PERC Bottoms	Nitrobenzene	180-58509-1	1	0.5	mg/L	U	1			Fresno	2016
Dry Cleaning PERC Bottoms	Nitrobenzene	180-58658-1	1	0.5	mg/L	U	1			Highland	2016
Dry Cleaning PERC Bottoms	Nitrobenzene	180-58494-1	1	0.5	mg/L	U	1			Raleigh	2016
Dry Cleaning PERC Bottoms	Nitrobenzene	180-58157-1	1	0.5	mg/L	U	1			Santa Ana	2016
Dry Cleaning PERC Bottoms	Nitrobenzene	180-56181-1	1	0.5	mg/L	U	1			St. Pauls	2016
Dry Cleaning PERC Bottoms	Nitrobenzene	180-58619-1	1	0.5	mg/L	U	1			Tulsa	2016
Dry Cleaning PERC Bottoms	Nitrobenzene	180-58267-1	1	0.5	mg/L	U	1			Vinton	2016
Dry Cleaning PERC Bottoms	Nitrobenzene	180-70623-1	1	0.5	mg/L	U	1			Albuquerque	2017
Dry Cleaning PERC Bottoms	Nitrobenzene	180-68699-1	1	0.5	mg/L	U	1			Boise	2017
Dry Cleaning PERC Bottoms	Nitrobenzene	180-65927-1	1	0.5	mg/L	U	1			Farmington	2017
Dry Cleaning PERC Bottoms	Nitrobenzene	180-68639-1	1	0.5	mg/L	U	1			Los Angeles	2017
Dry Cleaning PERC Bottoms	Nitrobenzene	180-70387-1	1	0.5	mg/L	U	1	29	46	Raleigh	2017
Dry Cleaning PERC Bottoms	Nitrobenzene	180-65481-1	1	0.5	mg/L	U	1			Salt Lake City	2017
Dry Cleaning PERC Bottoms	Nitrobenzene	180-66258-1	1	0.5	mg/L	U	1			Vinton	2017
Dry Cleaning PERC Bottoms	Nitrobenzene	180-60898-1	1	0.5	mg/L	U	1			Archdale	2017

Dry Cleaning PERC Bottoms	Nitrobenzene	180-60416-1	1	0.5	mg/L	U	1			Barre	2017
WASTE	Nitrobenzene	180-82586-2	1	0.5	mg/L	U	1			Albuquerque	2018
WASTE	Nitrobenzene	180-77923-1	1	0.5	mg/L	U	1			Archdale	2018
WASTE	Nitrobenzene	180-81952-1	1	0.5	mg/L	U	1			Barre	2018
WASTE	Nitrobenzene	180-77463-1	1	0.5	mg/L	U	1			Boise	2018
WASTE	Nitrobenzene	180-77833-1	1	0.5	mg/L	U	1			Chandler	2018
WASTE	Nitrobenzene	180-79367-1	1	0.5	mg/L	U	1			Tampa	2018
WASTE	Nitrobenzene	180-78208-1	1	0.5	mg/L	U	1			Vinton	2018
WASTE	Nitrobenzene	180-72185-1	1	0.5	mg/L	U	1			Salisbury	2018
WASTE	Nitrobenzene	180-74542-1	1	0.5	mg/L	U	1			St Pauls	2018
Dry Cleaning PERC Bottoms	Nitrobenzene	180-65789-1	10	5	mg/L	U	10			Archdale	2017
WATER	Nitrobenzene	180-79650-1	10	5	mg/L	U *	10			Salt Lake City	2018
Dry Cleaning PERC Bottoms	Nitrobenzene	180-57430-2	20	10	mg/L	U	20			Chandler	2016
Dry Cleaning PERC Bottoms	Nitrobenzene	180-66535-1	20	10	mg/Kg	U	20			Chester	2017
Dry Cleaning PERC Bottoms	Pentachlorophenol	180-52712-1	0.13	0.065	mg/L	U	0.13			Boise	2016
Dry Cleaning PERC Bottoms	Pentachlorophenol	180-56884-2	0.13	0.065	mg/L	U	0.13			Farmington	2016
Dry Cleaning PERC Bottoms	Pentachlorophenol	180-58658-1	0.13	0.065	mg/L	U	0.13			Highland	2016
Dry Cleaning PERC Bottoms	Pentachlorophenol	180-58157-1	0.13	0.065	mg/L	U	0.13			Santa Ana	2016
Dry Cleaning PERC Bottoms	Pentachlorophenol	180-68639-1	0.13	0.065	mg/L	U	0.13			Los Angeles	2017
Dry Cleaning PERC Bottoms	Pentachlorophenol	180-70387-1	0.13	0.065	mg/L	U	0.13			Raleigh	2017
Dry Cleaning PERC Bottoms	Pentachlorophenol	180-66258-1	0.13	0.065	mg/L	U	0.13			Vinton	2017
WASTE	Pentachlorophenol	180-82586-2	0.13	0.065	mg/L	U	0.13			Albuquerque	2018
WASTE	Pentachlorophenol	180-81952-1	0.13	0.065	mg/L	U	0.13			Barre	2018
WASTE	Pentachlorophenol	180-77833-1	0.13	0.065	mg/L	U	0.13			Chandler	2018
WASTE	Pentachlorophenol	180-79367-1	0.13	0.065	mg/L	U	0.13			Tampa	2018
WASTE	Pentachlorophenol	180-78208-1	0.13	0.065	mg/L	U *	0.13			Vinton	2018
WASTE	Pentachlorophenol	180-74542-1	0.13	0.065	mg/L	U	0.13			St Pauls	2018
Dry Cleaning PERC Bottoms	Pentachlorophenol	180-64913-2	0.23	0.115	mg/L	U	0.23			Chandler	2017
Dry Cleaning PERC Bottoms	Pentachlorophenol	180-54966-2	0.25	0.125	mg/L	U	0.25			Archdale	2016
Dry Cleaning PERC Filters	Pentachlorophenol	180-52709-1	0.25	0.125	mg/L	U	0.25			Boise	2016
Dry Cleaning PERC Filters	Pentachlorophenol	180-54769-1	0.25	0.125	mg/L	U	0.25			Chester	2016
Dry Cleaning PERC Filters	Pentachlorophenol	180-68706-1	0.25	0.125	mg/L	U	0.25			Boise	2017
Dry Cleaning PERC Filters	Pentachlorophenol	180-64912-1	0.25	0.125	mg/L	U	0.25			Chandler	2017
Dry Cleaning PERC Bottoms	Pentachlorophenol	180-60914-1	0.25	0.125	mg/L	U	0.25			Tampa	2017
SOLID	Pentachlorophenol	180-80927-1	0.25	0.125	mg/L	U	0.25			Boise	2018
SOLID	Pentachlorophenol	180-77835-1	0.25	0.125	mg/L	U	0.25			Chandler	2018
SOLID	Pentachlorophenol	180-77387-1	0.25	0.125	mg/L	U	0.25			Chester	2018
SOLID	Pentachlorophenol	180-80463-1	0.25	0.125	mg/L	U	0.25			Los Angeles	2018
WATER	Pentachlorophenol	180-79078-1	0.25	0.125	mg/L	U	0.25			St Pauls	2018
Dry Cleaning PERC Bottoms	Pentachlorophenol	180-65481-1	0.17	0.17	mg/L	p	0.13			Salt Lake City	2017
Dry Cleaning PERC Bottoms	Pentachlorophenol	180-58267-1	0.22	0.22	mg/L	p	0.13			Vinton	2016
Dry Cleaning PERC Bottoms	Pentachlorophenol	180-60898-1	0.23	0.23	mg/L	p	0.13			Archdale	2017
Dry Cleaning PERC Bottoms	Pentachlorophenol	180-70623-1	0.24	0.24	mg/L		0.13	29	46	Albuquerque	2017
Dry Cleaning PERC Bottoms	Pentachlorophenol	180-65927-1	0.25	0.25	mg/L		0.13			Farmington	2017
Dry Cleaning PERC Bottoms	Pentachlorophenol	180-58619-1	0.26	0.26	mg/L		0.13			Tulsa	2016
WASTE	Pentachlorophenol	180-72185-1	0.38	0.38	mg/L		0.13			Salisbury	2018
WASTE	Pentachlorophenol	180-77923-1	0.41	0.41	mg/L		0.13			Archdale	2018
Dry Cleaning PERC Bottoms	Pentachlorophenol	180-56181-1	0.45	0.45	mg/L		0.13			St. Pauls	2016
Dry Cleaning PERC Bottoms	Pentachlorophenol	180-58397-1	0.47	0.47	mg/L	p	0.13			Charlotte	2016
Dry Cleaning PERC Bottoms	Pentachlorophenol	180-58509-1	0.49	0.49	mg/L		0.13			Fresno	2016
Dry Cleaning PERC Bottoms	Pentachlorophenol	180-58021-1	1.3	0.65	mg/L	U	1.3			Los Angeles	2016
Dry Cleaning PERC Bottoms	Pentachlorophenol	180-58494-1	0.66	0.66	mg/L		0.13			Raleigh	2016
Dry Cleaning PERC Bottoms	Pentachlorophenol	180-60416-1	0.67	0.67	mg/L		0.13			Barre	2017
WASTE	Pentachlorophenol	180-77463-1	0.69	0.69	mg/L		0.13			Boise	2018
Dry Cleaning PERC Bottoms	Pentachlorophenol	180-68699-1	0.75	0.75	mg/L		0.13			Boise	2017

Dry Cleaning PERC Bottoms	Pentachlorophenol	180-58794-1	0.99	0.99	mg/L		0.13			Albuquerque	2016
Dry Cleaning PERC Bottoms	Pentachlorophenol	180-65789-1	50	25	mg/L	U	50			Archdale	2017
Dry Cleaning PERC Bottoms	Pentachlorophenol	180-66535-1	50	25	mg/Kg	U	50			Chester	2017
WATER	Pentachlorophenol	180-79650-1	50	25	mg/L	U	50			Salt Lake City	2018
Dry Cleaning PERC Bottoms	Pentachlorophenol	180-57430-2	100	50	mg/L	U	100			Chandler	2016
SOLID	pH	180-80463-1	4.1	4.1	SU	HF	0.1			Los Angeles	2018
Dry Cleaning PERC Bottoms	pH	180-56181-1	4.37	4.37	No Units		0.1			St. Pauls	2016
Dry Cleaning PERC Bottoms	pH	180-60914-1	4.4	4.4	SU	HF	0.1			Tampa	2017
WASTE	pH	180-72185-1	4.7	4.7	SU	HF	0.1			Salisbury	2018
SOLID	pH	180-80927-1	4.9	4.9	SU	HF	0.1			Boise	2018
WASTE	pH	180-74542-1	4.9	4.9	SU	HF	0.1			St Pauls	2018
Dry Cleaning PERC Bottoms	pH	180-66535-1	5.1	5.1	SU	H	0.1			Chester	2017
Dry Cleaning PERC Bottoms	pH	180-58021-1	5.2	5.2	No Units	HF	0.1			Los Angeles	2016
Dry Cleaning PERC Bottoms	pH	180-58658-1	5.3	5.3	No Units	H	0.1			Highland	2016
WATER	pH	180-79650-1	5.3	5.3	SU	HF	0.1			Salt Lake City	2018
Dry Cleaning PERC Bottoms	pH	180-65789-1	5.4	5.4	SU	HF	0.1			Archdale	2017
Dry Cleaning PERC Filters	pH	180-68706-1	5.4	5.4	SU	HF	0.1			Boise	2017
Dry Cleaning PERC Bottoms	pH	180-60416-1	5.4	5.4	SU	H	0.1			Barre	2017
WASTE	pH	180-77923-1	5.4	5.4	SU	HF	0.1			Archdale	2018
Dry Cleaning PERC Bottoms	pH	180-58509-1	5.5	5.5	No Units	H	0.1			Fresno	2016
Dry Cleaning PERC Bottoms	pH	180-70387-1	5.6	5.6	SU	H	0.1			Raleigh	2017
Dry Cleaning PERC Bottoms	pH	180-70623-1	5.7	5.7	SU	H	0.1			Albuquerque	2017
Dry Cleaning PERC Bottoms	pH	180-68639-1	5.7	5.7	SU	H	0.1			Los Angeles	2017
Dry Cleaning PERC Bottoms	pH	180-66258-1	5.7	5.7	SU	H	0.1			Vinton	2017
Dry Cleaning PERC Bottoms	pH	180-60898-1	5.7	5.7	SU	H	0.1			Archdale	2017
WASTE	pH	180-77463-1	5.7	5.7	SU	HF	0.1			Boise	2018
Dry Cleaning PERC Bottoms	pH	180-58619-1	5.8	5.8	No Units	H	0.1			Tulsa	2016
Dry Cleaning PERC Bottoms	pH	180-54966-1	5.84	5.84	No Units		0.1			Archdale	2016
Dry Cleaning PERC Bottoms	pH	180-58494-1	5.9	5.9	No Units	H	0.1			Raleigh	2016
WASTE	pH	180-82586-2	5.9	5.9	SU	HF	0.1			Albuquerque	2018
Dry Cleaning PERC Bottoms	pH	180-57430-1	6.1	6.1	No Units	HF	0.1			Chandler	2016
SOLID	pH	180-77835-1	6.1	6.1	SU	HF	0.1			Chandler	2018
WATER	pH	180-79078-1	6.2	6.2	SU	HF	0.1			St Pauls	2018
Dry Cleaning PERC Bottoms	pH	180-56884-2	6.24	6.24	No Units		0.1	29	46	Farmington	2016
Dry Cleaning PERC Bottoms	pH	180-58157-1	6.3	6.3	No Units	H	0.1			Santa Ana	2016
Dry Cleaning PERC Bottoms	pH	180-58267-1	6.3	6.3	No Units	H	0.1			Vinton	2016
Dry Cleaning PERC Bottoms	pH	180-65927-1	6.3	6.3	SU	H	0.1			Farmington	2017
WASTE	pH	180-81952-1	6.3	6.3	SU	HF	0.1			Barre	2018
Dry Cleaning PERC Filters	pH	180-54769-1	6.33	6.33	No Units	H	0.1			Chester	2016
WASTE	pH	180-79367-1	6.4	6.4	SU	HF	0.1			Tampa	2018
Dry Cleaning PERC Bottoms	pH	180-65481-1	6.5	6.5	SU	H	0.1			Salt Lake City	2017
Dry Cleaning PERC Bottoms	pH	180-58397-1	6.6	6.6	No Units	H	0.1			Charlotte	2016
WASTE	pH	180-77833-1	6.8	6.8	SU	HF	0.1			Chandler	2018
Dry Cleaning PERC Bottoms	pH	180-52712-1	6.85	6.85	No Units		0.1			Boise	2016
Dry Cleaning PERC Bottoms	pH	180-58794-1	7	7	No Units	H	0.1			Albuquerque	2016
Dry Cleaning PERC Filters	pH	180-64912-1	7	7	SU	HF	0.1			Chandler	2017
Dry Cleaning PERC Filters	pH	180-52709-1	7.3	7.3	No Units		0.1			Boise	2016
SOLID	pH	180-77387-1	7.3	7.3	SU	HF	0.1			Chester	2018
WASTE	pH	180-78208-1	7.7	7.7	SU	HF	0.1			Vinton	2018
Dry Cleaning PERC Bottoms	pH	180-64913-1	8	8	SU	HF	0.1			Chandler	2017
Dry Cleaning PERC Bottoms	pH	180-68699-1	8.9	8.9	SU	H	0.1			Boise	2017
Dry Cleaning PERC Bottoms	Pyridine	180-54966-2	0.1	0.05	mg/L	U	0.1			Archdale	2016
Dry Cleaning PERC Filters	Pyridine	180-52709-1	0.1	0.05	mg/L	U	0.1			Boise	2016
Dry Cleaning PERC Filters	Pyridine	180-54769-1	0.1	0.05	mg/L	U	0.1			Chester	2016
Dry Cleaning PERC Filters	Pyridine	180-68706-1	0.1	0.05	mg/L	U	0.1			Boise	2017

Dry Cleaning PERC Filters	Pyridine	180-64912-1	0.1	0.05	mg/L	U	0.1			Chandler	2017
Dry Cleaning PERC Bottoms	Pyridine	180-60914-1	0.1	0.05	mg/L	U	0.1			Tampa	2017
SOLID	Pyridine	180-80927-1	0.1	0.05	mg/L	U	0.1			Boise	2018
SOLID	Pyridine	180-77835-1	0.1	0.05	mg/L	U	0.1			Chandler	2018
SOLID	Pyridine	180-77387-1	0.1	0.05	mg/L	U	0.1			Chester	2018
SOLID	Pyridine	180-80463-1	0.1	0.05	mg/L	U	0.1			Los Angeles	2018
WATER	Pyridine	180-79078-1	0.1	0.05	mg/L	U	0.1			St Pauls	2018
Dry Cleaning PERC Bottoms	Pyridine	180-64913-2	0.26	0.13	mg/L	U	0.26			Chandler	2017
Dry Cleaning PERC Bottoms	Pyridine	180-58021-1	0.5	0.25	mg/L	U	0.5			Los Angeles	2016
Dry Cleaning PERC Bottoms	Pyridine	180-58794-1	5	2.5	mg/L	U	5			Albuquerque	2016
Dry Cleaning PERC Bottoms	Pyridine	180-52712-1	5	2.5	mg/L	U	5			Boise	2016
Dry Cleaning PERC Bottoms	Pyridine	180-58397-1	5	2.5	mg/L	U	5			Charlotte	2016
Dry Cleaning PERC Bottoms	Pyridine	180-56884-2	5	2.5	mg/L	U	5			Farmington	2016
Dry Cleaning PERC Bottoms	Pyridine	180-58509-1	5	2.5	mg/L	U	5			Fresno	2016
Dry Cleaning PERC Bottoms	Pyridine	180-58658-1	5	2.5	mg/L	U	5			Highland	2016
Dry Cleaning PERC Bottoms	Pyridine	180-58494-1	5	2.5	mg/L	U	5			Raleigh	2016
Dry Cleaning PERC Bottoms	Pyridine	180-58157-1	5	2.5	mg/L	U	5			Santa Ana	2016
Dry Cleaning PERC Bottoms	Pyridine	180-56181-1	5	2.5	mg/L	U	5			St. Pauls	2016
Dry Cleaning PERC Bottoms	Pyridine	180-58619-1	5	2.5	mg/L	U	5			Tulsa	2016
Dry Cleaning PERC Bottoms	Pyridine	180-58267-1	5	2.5	mg/L	U	5			Vinton	2016
Dry Cleaning PERC Bottoms	Pyridine	180-70623-1	5	2.5	mg/L	U	5			Albuquerque	2017
Dry Cleaning PERC Bottoms	Pyridine	180-68699-1	5	2.5	mg/L	U	5			Boise	2017
Dry Cleaning PERC Bottoms	Pyridine	180-65927-1	5	2.5	mg/L	U	5			Farmington	2017
Dry Cleaning PERC Bottoms	Pyridine	180-68639-1	5	2.5	mg/L	U	5			Los Angeles	2017
Dry Cleaning PERC Bottoms	Pyridine	180-70387-1	5	2.5	mg/L	U	5	29	46	Raleigh	2017
Dry Cleaning PERC Bottoms	Pyridine	180-65481-1	5	2.5	mg/L	U	5			Salt Lake City	2017
Dry Cleaning PERC Bottoms	Pyridine	180-66258-1	5	2.5	mg/L	U	5			Vinton	2017
Dry Cleaning PERC Bottoms	Pyridine	180-60898-1	5	2.5	mg/L	U	5			Archdale	2017
Dry Cleaning PERC Bottoms	Pyridine	180-60416-1	5	2.5	mg/L	U	5			Barre	2017
WASTE	Pyridine	180-82586-2	5	2.5	mg/L	U	5			Albuquerque	2018
WASTE	Pyridine	180-77923-1	5	2.5	mg/L	U	5			Archdale	2018
WASTE	Pyridine	180-81952-1	5	2.5	mg/L	U	5			Barre	2018
WASTE	Pyridine	180-77463-1	5	2.5	mg/L	U	5			Boise	2018
WASTE	Pyridine	180-77833-1	5	2.5	mg/L	U	5			Chandler	2018
WASTE	Pyridine	180-79367-1	5	2.5	mg/L	U	5			Tampa	2018
WASTE	Pyridine	180-78208-1	5	2.5	mg/L	U	5			Vinton	2018
WASTE	Pyridine	180-72185-1	5	2.5	mg/L	U	5			Salisbury	2018
WASTE	Pyridine	180-74542-1	5	2.5	mg/L	U	5			St Pauls	2018
Dry Cleaning PERC Bottoms	Pyridine	180-66535-1	10	5	mg/Kg	U	10			Chester	2017
Dry Cleaning PERC Bottoms	Pyridine	180-65789-1	20	10	mg/L	U	20			Archdale	2017
WATER	Pyridine	180-79650-1	20	10	mg/L	U	20			Salt Lake City	2018
Dry Cleaning PERC Bottoms	Pyridine	180-57430-2	100	50	mg/L	U	100			Chandler	2016
Dry Cleaning PERC Filters	Selenium	180-54769-1	0.041	0.041	mg/L	J	0.5			Chester	2016
Dry Cleaning PERC Filters	Selenium	180-52709-1	0.042	0.042	mg/L	J B ^	0.5			Boise	2016
SOLID	Selenium	180-77387-1	0.042	0.042	mg/L	J	0.5			Chester	2018
WATER	Selenium	180-79650-1	0.044	0.044	mg/L	J	0.1			Salt Lake City	2018
Dry Cleaning PERC Bottoms	Selenium	180-58021-1	0.1	0.05	mg/L	U	0.1			Los Angeles	2016
WATER	Selenium	180-79078-1	0.1	0.05	mg/L	U	0.1			St Pauls	2018
Dry Cleaning PERC Bottoms	Selenium	180-64913-2	0.26	0.13	mg/L	U	0.26			Chandler	2017
Dry Cleaning PERC Bottoms	Selenium	180-60914-1	0.13	0.13	mg/L	J	0.5			Tampa	2017
Dry Cleaning PERC Bottoms	Selenium	180-54966-2	0.5	0.25	mg/L	U	0.5			Archdale	2016
Dry Cleaning PERC Bottoms	Selenium	180-65789-1	0.5	0.25	mg/L	U	0.5			Archdale	2017
Dry Cleaning PERC Filters	Selenium	180-68706-1	0.5	0.25	mg/L	U	0.5			Boise	2017
Dry Cleaning PERC Filters	Selenium	180-64912-1	0.5	0.25	mg/L	U	0.5			Chandler	2017
SOLID	Selenium	180-80927-1	0.5	0.25	mg/L	U	0.5			Boise	2018

SOLID	Selenium	180-77835-1	0.5	0.25	mg/L	U	0.5			Chandler	2018
SOLID	Selenium	180-80463-1	0.5	0.25	mg/L	U	0.5			Los Angeles	2018
Dry Cleaning PERC Bottoms	Selenium	180-57430-1	0.26	0.26	mg/L		0.1			Chandler	2016
Dry Cleaning PERC Bottoms	Selenium	180-58658-1	0.41	0.41	mg/L	J	1			Highland	2016
Dry Cleaning PERC Bottoms	Selenium	180-58619-1	0.41	0.41	mg/L	J	1			Tulsa	2016
Dry Cleaning PERC Bottoms	Selenium	180-58509-1	0.43	0.43	mg/L	J	1			Fresno	2016
Dry Cleaning PERC Bottoms	Selenium	180-58267-1	0.43	0.43	mg/L	J	1			Vinton	2016
WASTE	Selenium	180-77923-1	0.47	0.47	mg/L	J	1			Archdale	2018
Dry Cleaning PERC Bottoms	Selenium	180-68699-1	0.48	0.48	mg/L	J	1			Boise	2017
Dry Cleaning PERC Bottoms	Selenium	180-58794-1	1	0.5	mg/L	U	1			Albuquerque	2016
Dry Cleaning PERC Bottoms	Selenium	180-58397-1	1	0.5	mg/L	U	1			Charlotte	2016
Dry Cleaning PERC Bottoms	Selenium	180-58494-1	1	0.5	mg/L	U	1			Raleigh	2016
Dry Cleaning PERC Bottoms	Selenium	180-58157-1	1	0.5	mg/L	U	1			Santa Ana	2016
Dry Cleaning PERC Bottoms	Selenium	180-56181-1	1	0.5	mg/L	U	1			St. Pauls	2016
Dry Cleaning PERC Bottoms	Selenium	180-70623-1	1	0.5	mg/L	U	1			Albuquerque	2017
Dry Cleaning PERC Bottoms	Selenium	180-65927-1	1	0.5	mg/L	U	1	29	46	Farmington	2017
Dry Cleaning PERC Bottoms	Selenium	180-70387-1	1	0.5	mg/L	U	1			Raleigh	2017
Dry Cleaning PERC Bottoms	Selenium	180-65481-1	0.5	0.5	mg/L	J	1			Salt Lake City	2017
Dry Cleaning PERC Bottoms	Selenium	180-66258-1	1	0.5	mg/L	U	1			Vinton	2017
Dry Cleaning PERC Bottoms	Selenium	180-60898-1	1	0.5	mg/L	U	1			Archdale	2017
Dry Cleaning PERC Bottoms	Selenium	180-60416-1	1	0.5	mg/L	U	1			Barre	2017
WASTE	Selenium	180-81952-1	1	0.5	mg/L	U	1			Barre	2018
WASTE	Selenium	180-77833-1	1	0.5	mg/L	U	1			Chandler	2018
Dry Cleaning PERC Bottoms	Selenium	180-52712-1	0.51	0.51	mg/L	J	1			Boise	2016
WASTE	Selenium	180-72185-1	0.54	0.54	mg/L	J	1			Salisbury	2018
WASTE	Selenium	180-78208-1	0.55	0.55	mg/L	J B	1			Vinton	2018
Dry Cleaning PERC Bottoms	Selenium	180-56884-2	0.59	0.59	mg/L	J	1			Farmington	2016
WASTE	Selenium	180-74542-1	0.67	0.67	mg/L	J	1			St Pauls	2018
WASTE	Selenium	180-79367-1	0.79	0.79	mg/L	J	1			Tampa	2018
WASTE	Selenium	180-77463-1	0.87	0.87	mg/L	J	1			Boise	2018
Dry Cleaning PERC Bottoms	Selenium	180-66535-1	0.89	0.89	mg/Kg	J	0.94			Chester	2017
WASTE	Selenium	180-82586-2	0.95	0.95	mg/L	J	1			Albuquerque	2018
Dry Cleaning PERC Bottoms	Selenium	180-68639-1	1.1	1.1	mg/L		1			Los Angeles	2017
WATER	Silver	180-79078-1	0.0099	0.0099	mg/L	J	0.05			St Pauls	2018
Dry Cleaning PERC Bottoms	Silver	180-58021-1	0.05	0.025	mg/L	U	0.05			Los Angeles	2016
Dry Cleaning PERC Bottoms	Silver	180-57430-1	0.062	0.062	mg/L		0.05			Chandler	2016
Dry Cleaning PERC Bottoms	Silver	180-65789-1	0.064	0.064	mg/L	J	0.25			Archdale	2017
Dry Cleaning PERC Bottoms	Silver	180-64913-2	0.13	0.065	mg/L	U	0.13			Chandler	2017
Dry Cleaning PERC Bottoms	Silver	180-58794-1	0.13	0.13	mg/L	J	0.5			Albuquerque	2016
Dry Cleaning PERC Bottoms	Silver	180-58157-1	0.13	0.13	mg/L	J	0.5			Santa Ana	2016
Dry Cleaning PERC Bottoms	Silver	180-56181-1	0.13	0.13	mg/L	J	0.5			St. Pauls	2016
Dry Cleaning PERC Bottoms	Silver	180-68699-1	0.13	0.13	mg/L	J	0.5			Boise	2017
WASTE	Silver	180-77463-1	0.14	0.14	mg/L	J	0.5			Boise	2018
Dry Cleaning PERC Bottoms	Silver	180-60416-1	0.16	0.16	mg/L	J	0.5			Barre	2017
WASTE	Silver	180-78208-1	0.16	0.16	mg/L	J	0.5			Vinton	2018
WASTE	Silver	180-77923-1	0.17	0.17	mg/L	J	0.5			Archdale	2018
Dry Cleaning PERC Bottoms	Silver	180-70387-1	0.19	0.19	mg/L	J	0.5			Raleigh	2017
Dry Cleaning PERC Bottoms	Silver	180-56884-2	0.2	0.2	mg/L	J	0.5			Farmington	2016
Dry Cleaning PERC Bottoms	Silver	180-58267-1	0.21	0.21	mg/L	J	0.5			Vinton	2016
Dry Cleaning PERC Bottoms	Silver	180-65927-1	0.21	0.21	mg/L	J	0.5			Farmington	2017
WASTE	Silver	180-82586-2	0.23	0.23	mg/L	J	0.5			Albuquerque	2018
Dry Cleaning PERC Bottoms	Silver	180-54966-2	0.5	0.25	mg/L	U	0.5			Archdale	2016
Dry Cleaning PERC Bottoms	Silver	180-52712-1	0.5	0.25	mg/L	U	0.5			Boise	2016
Dry Cleaning PERC Bottoms	Silver	180-58494-1	0.5	0.25	mg/L	U	0.5			Raleigh	2016
Dry Cleaning PERC Filters	Silver	180-52709-1	0.5	0.25	mg/L	U	0.5			Boise	2016

Dry Cleaning PERC Filters	Silver	180-54769-1	0.5	0.25	mg/L	U	0.5			Chester	2016
Dry Cleaning PERC Bottoms	Silver	180-70623-1	0.5	0.25	mg/L	U	0.5			Albuquerque	2017
Dry Cleaning PERC Filters	Silver	180-68706-1	0.5	0.25	mg/L	U	0.5			Boise	2017
Dry Cleaning PERC Filters	Silver	180-64912-1	0.5	0.25	mg/L	U	0.5			Chandler	2017
Dry Cleaning PERC Bottoms	Silver	180-60898-1	0.5	0.25	mg/L	U	0.5			Archdale	2017
Dry Cleaning PERC Bottoms	Silver	180-60914-1	0.5	0.25	mg/L	U	0.5			Tampa	2017
SOLID	Silver	180-80927-1	0.5	0.25	mg/L	U	0.5	29	46	Boise	2018
WASTE	Silver	180-77833-1	0.5	0.25	mg/L	U	0.5			Chandler	2018
SOLID	Silver	180-77835-1	0.5	0.25	mg/L	U	0.5			Chandler	2018
SOLID	Silver	180-77387-1	0.5	0.25	mg/L	U	0.5			Chester	2018
SOLID	Silver	180-80463-1	0.5	0.25	mg/L	U	0.5			Los Angeles	2018
Dry Cleaning PERC Bottoms	Silver	180-68639-1	0.27	0.27	mg/L	J	0.5			Los Angeles	2017
WATER	Silver	180-79650-1	0.28	0.28	mg/L		0.05			Salt Lake City	2018
WASTE	Silver	180-74542-1	0.28	0.28	mg/L	J	0.5			St Pauls	2018
WASTE	Silver	180-81952-1	0.33	0.33	mg/L	J	0.5			Barre	2018
Dry Cleaning PERC Bottoms	Silver	180-58509-1	0.34	0.34	mg/L	J	0.5			Fresno	2016
WASTE	Silver	180-72185-1	0.34	0.34	mg/L	J	0.5			Salisbury	2018
Dry Cleaning PERC Bottoms	Silver	180-66258-1	0.35	0.35	mg/L	J	0.5			Vinton	2017
Dry Cleaning PERC Bottoms	Silver	180-58397-1	0.44	0.44	mg/L	J	0.5			Charlotte	2016
Dry Cleaning PERC Bottoms	Silver	180-58619-1	0.48	0.48	mg/L	J	0.5			Tulsa	2016
WASTE	Silver	180-79367-1	0.52	0.52	mg/L		0.5			Tampa	2018
Dry Cleaning PERC Bottoms	Silver	180-65481-1	0.56	0.56	mg/L		0.5			Salt Lake City	2017
Dry Cleaning PERC Bottoms	Silver	180-58658-1	0.65	0.65	mg/L		0.5			Highland	2016
Dry Cleaning PERC Bottoms	Silver	180-66535-1	3.3	3.3	mg/Kg		0.47			Chester	2017
WATER	Specific Gravity	180-79078-1	0.97	0.97	No Unit		0.01			St Pauls	2018
WASTE	Specific Gravity	180-74542-1	1	1	No Unit		0.01			St Pauls	2018
WASTE	Specific Gravity	180-78208-1	1.1	1.1	No Unit		0.01			Vinton	2018
SOLID	Specific Gravity	180-80927-1	1.2	1.2	No Unit		0.01			Boise	2018
WASTE	Specific Gravity	180-77833-1	1.5	1.5	No Unit		0.01			Chandler	2018
SOLID	Specific Gravity	180-77835-1	1.5	1.5	No Unit		0.01			Chandler	2018
Dry Cleaning PERC Bottoms	Tetrachloroethene	180-58794-1	2.2	2.2	mg/L		0.5			Albuquerque	2016
SOLID	Tetrachloroethene	180-80927-1	40	40	mg/L		5			Boise	2018
Dry Cleaning PERC Filters	Tetrachloroethene	180-52709-1	50	50	mg/L		5			Boise	2016
Dry Cleaning PERC Filters	Tetrachloroethene	180-68706-1	61	61	mg/L		2			Boise	2017
SOLID	Tetrachloroethene	180-77835-1	92	92	mg/L		20			Chandler	2018
Dry Cleaning PERC Filters	Tetrachloroethene	180-64912-1	210	210	mg/L		20			Chandler	2017
Dry Cleaning PERC Bottoms	Tetrachloroethene	180-54966-2	280	280	mg/L		20			Archdale	2016
Dry Cleaning PERC Filters	Tetrachloroethene	180-54769-1	1200	1200	mg/L		200			Chester	2016
WATER	Tetrachloroethene	180-79078-1	1300	1300	mg/L	F1	200			St Pauls	2018
SOLID	Tetrachloroethene	180-80463-1	1600	1600	mg/L		130			Los Angeles	2018
SOLID	Tetrachloroethene	180-77387-1	2000	2000	mg/L		40			Chester	2018
Dry Cleaning PERC Bottoms	Tetrachloroethene	180-58021-1	5800	5800	mg/L		250			Los Angeles	2016
Dry Cleaning PERC Bottoms	Tetrachloroethene	180-65927-1	9700	9700	mg/L	E	0.5			Farmington	2017
Dry Cleaning PERC Bottoms	Tetrachloroethene	180-60914-1	11000	11000	mg/L		1000			Tampa	2017
Dry Cleaning PERC Bottoms	Tetrachloroethene	180-66535-1	21000	21000	mg/Kg		440			Chester	2017
Dry Cleaning PERC Bottoms	Tetrachloroethene	180-68699-1	160000	160000	mg/L		20000			Boise	2017
WATER	Tetrachloroethene	180-79650-1	220000	220000	mg/L		200000			Salt Lake City	2018
Dry Cleaning PERC Bottoms	Tetrachloroethene	180-65789-1	260000	260000	mg/L		13000			Archdale	2017
WASTE	Tetrachloroethene	180-72185-1	270000	270000	mg/L		20000			Salisbury	2018
Dry Cleaning PERC Bottoms	Tetrachloroethene	180-56884-2	340000	340000	mg/L		20000			Farmington	2016
WASTE	Tetrachloroethene	180-74542-1	350000	350000	mg/L		20000			St Pauls	2018
Dry Cleaning PERC Bottoms	Tetrachloroethene	180-60416-1	390000	390000	mg/L		20000			Barre	2017
Dry Cleaning PERC Bottoms	Tetrachloroethene	180-70387-1	500000	500000	mg/L		20000			Raleigh	2017
Dry Cleaning PERC Bottoms	Tetrachloroethene	180-64913-2	550000	550000	mg/L		21000			Chandler	2017
WASTE	Tetrachloroethene	180-79367-1	580000	580000	mg/L		20000			Tampa	2018

Dry Cleaning PERC Bottoms	Tetrachloroethene	180-68639-1	590000	590000	mg/L		20000			Los Angeles	2017
Dry Cleaning PERC Bottoms	Tetrachloroethene	180-58509-1	600000	600000	mg/L		20000			Fresno	2016
WASTE	Tetrachloroethene	180-77463-1	740000	740000	mg/L		20000			Boise	2018
Dry Cleaning PERC Bottoms	Tetrachloroethene	180-65481-1	760000	760000	mg/L		20000	29	46	Salt Lake City	2017
Dry Cleaning PERC Bottoms	Tetrachloroethene	180-58397-1	810000	810000	mg/L		20000			Charlotte	2016
WASTE	Tetrachloroethene	180-77923-1	840000	840000	mg/L		20000			Archdale	2018
Dry Cleaning PERC Bottoms	Tetrachloroethene	180-52712-1	860000	860000	mg/L		20000			Boise	2016
Dry Cleaning PERC Bottoms	Tetrachloroethene	180-58494-1	880000	880000	mg/L		20000			Raleigh	2016
Dry Cleaning PERC Bottoms	Tetrachloroethene	180-58619-1	910000	910000	mg/L		20000			Tulsa	2016
Dry Cleaning PERC Bottoms	Tetrachloroethene	180-56181-1	940000	940000	mg/L		20000			St. Pauls	2016
Dry Cleaning PERC Bottoms	Tetrachloroethene	180-58658-1	950000	950000	mg/L		20000			Highland	2016
Dry Cleaning PERC Bottoms	Tetrachloroethene	180-70623-1	1000000	1000000	mg/L		20000			Albuquerque	2017
WASTE	Tetrachloroethene	180-82586-2	1000000	1000000	mg/L		20000			Albuquerque	2018
WASTE	Tetrachloroethene	180-81952-1	1000000	1000000	mg/L		20000			Barre	2018
WASTE	Tetrachloroethene	180-78208-1	1000000	1000000	mg/L		20000			Vinton	2018
Dry Cleaning PERC Bottoms	Tetrachloroethene	180-58157-1	1100000	1100000	mg/L		20000			Santa Ana	2016
Dry Cleaning PERC Bottoms	Tetrachloroethene	180-57430-2	1200000	1200000	mg/L		20000			Chandler	2016
Dry Cleaning PERC Bottoms	Tetrachloroethene	180-66258-1	1200000	1200000	mg/L		20000			Vinton	2017
Dry Cleaning PERC Bottoms	Tetrachloroethene	180-58267-1	1400000	1400000	mg/L		20000			Vinton	2016
Dry Cleaning PERC Bottoms	Tetrachloroethene	180-60898-1	1400000	1400000	mg/L		20000			Archdale	2017
WASTE	Tetrachloroethene	180-77833-1	3700000	3700000	mg/L		40000			Chandler	2018
Dry Cleaning PERC Bottoms	Trichloroethene	180-54966-2	0.2	0.1	mg/L	U	0.2			Archdale	2016
Dry Cleaning PERC Filters	Trichloroethene	180-68706-1	0.2	0.1	mg/L	U	0.2			Boise	2017
Dry Cleaning PERC Filters	Trichloroethene	180-52709-1	0.13	0.13	mg/L	J	0.2			Boise	2016
Dry Cleaning PERC Bottoms	Trichloroethene	180-58794-1	1.5	1.5	mg/L		0.5			Albuquerque	2016
Dry Cleaning PERC Filters	Trichloroethene	180-54769-1	1.9	1.9	mg/L		0.2			Chester	2016
Dry Cleaning PERC Bottoms	Trichloroethene	180-57430-2	2.1	2.1	mg/L		0.5			Chandler	2016
WASTE	Trichloroethene	180-79367-1	2.2	2.2	mg/L		0.5			Tampa	2018
SOLID	Trichloroethene	180-80927-1	5	2.5	mg/L	U	5			Boise	2018
Dry Cleaning PERC Bottoms	Trichloroethene	180-52712-1	2.9	2.9	mg/L		0.5			Boise	2016
WASTE	Trichloroethene	180-72185-1	3.1	3.1	mg/L		0.5			Salisbury	2018
Dry Cleaning PERC Bottoms	Trichloroethene	180-68699-1	3.5	3.5	mg/L		0.5			Boise	2017
WASTE	Trichloroethene	180-74542-1	3.8	3.8	mg/L		0.5			St Pauls	2018
Dry Cleaning PERC Bottoms	Trichloroethene	180-56181-1	5.5	5.5	mg/L		0.5			St. Pauls	2016
Dry Cleaning PERC Bottoms	Trichloroethene	180-58509-1	5.7	5.7	mg/L		0.5			Fresno	2016
WASTE	Trichloroethene	180-81952-1	7.4	7.4	mg/L		0.5			Barre	2018
WASTE	Trichloroethene	180-78208-1	7.9	7.9	mg/L		0.5			Vinton	2018
Dry Cleaning PERC Bottoms	Trichloroethene	180-58267-1	8.1	8.1	mg/L		0.5			Vinton	2016
Dry Cleaning PERC Filters	Trichloroethene	180-64912-1	20	10	mg/L	U	20			Chandler	2017
Dry Cleaning PERC Bottoms	Trichloroethene	180-66258-1	10	10	mg/L		0.5			Vinton	2017
SOLID	Trichloroethene	180-77835-1	20	10	mg/L	U	20			Chandler	2018
WASTE	Trichloroethene	180-77463-1	17	17	mg/L		0.5			Boise	2018
SOLID	Trichloroethene	180-77387-1	40	20	mg/L	U	40			Chester	2018
Dry Cleaning PERC Bottoms	Trichloroethene	180-68639-1	30	30	mg/L		0.5			Los Angeles	2017
Dry Cleaning PERC Bottoms	Trichloroethene	180-58494-1	32	32	mg/L		0.5			Raleigh	2016
Dry Cleaning PERC Bottoms	Trichloroethene	180-60898-1	38	38	mg/L		0.5			Archdale	2017
Dry Cleaning PERC Bottoms	Trichloroethene	180-58619-1	52	52	mg/L		0.5			Tulsa	2016
SOLID	Trichloroethene	180-80463-1	130	65	mg/L	U	130			Los Angeles	2018
Dry Cleaning PERC Bottoms	Trichloroethene	180-60914-1	70	70	mg/L		25			Tampa	2017
Dry Cleaning PERC Bottoms	Trichloroethene	180-58157-1	76	76	mg/L		0.5	29	46	Santa Ana	2016
Dry Cleaning PERC Bottoms	Trichloroethene	180-60416-1	78	78	mg/L		0.5			Barre	2017
WATER	Trichloroethene	180-79078-1	200	100	mg/L	U	200			St Pauls	2018
Dry Cleaning PERC Bottoms	Trichloroethene	180-58658-1	110	110	mg/L	E	0.5			Highland	2016
Dry Cleaning PERC Bottoms	Trichloroethene	180-65927-1	150	150	mg/L	E	0.5			Farmington	2017
Dry Cleaning PERC Bottoms	Trichloroethene	180-56884-2	180	180	mg/L	E	0.5			Farmington	2016

WASTE	Trichloroethene	180-77833-1	180	180	mg/L	E	0.25			Chandler	2018
Dry Cleaning PERC Bottoms	Trichloroethene	180-58397-1	190	190	mg/L	E	0.5			Charlotte	2016
Dry Cleaning PERC Bottoms	Trichloroethene	180-66535-1	440	220	mg/Kg	U	440			Chester	2017
Dry Cleaning PERC Bottoms	Trichloroethene	180-58021-1	1300	1300	mg/L		250			Los Angeles	2016
Dry Cleaning PERC Bottoms	Trichloroethene	180-70387-1	1600	1600	mg/L	E	0.5			Raleigh	2017
Dry Cleaning PERC Bottoms	Trichloroethene	180-64913-2	2700	2700	mg/L	J	3200			Chandler	2017
Dry Cleaning PERC Bottoms	Trichloroethene	180-65789-1	13000	6500	mg/L	U	13000			Archdale	2017
Dry Cleaning PERC Bottoms	Trichloroethene	180-70623-1	20000	10000	mg/L	U	20000			Albuquerque	2017
Dry Cleaning PERC Bottoms	Trichloroethene	180-65481-1	20000	10000	mg/L	U	20000			Salt Lake City	2017
WASTE	Trichloroethene	180-82586-2	20000	10000	mg/L	U	20000			Albuquerque	2018
WATER	Trichloroethene	180-79650-1	200000	100000	mg/L	U	200000			Salt Lake City	2018
WASTE	Trichloroethene	180-77923-1	180000	180000	mg/L		20000			Archdale	2018
Dry Cleaning PERC Bottoms	Vinyl Chloride	180-58794-1	0.2	0.1	mg/L	U	0.2			Albuquerque	2016
Dry Cleaning PERC Bottoms	Vinyl Chloride	180-54966-2	0.2	0.1	mg/L	U	0.2			Archdale	2016
Dry Cleaning PERC Bottoms	Vinyl Chloride	180-52712-1	0.2	0.1	mg/L	U	0.2			Boise	2016
Dry Cleaning PERC Bottoms	Vinyl Chloride	180-57430-2	0.2	0.1	mg/L	U	0.2			Chandler	2016
Dry Cleaning PERC Bottoms	Vinyl Chloride	180-58397-1	0.2	0.1	mg/L	U	0.2			Charlotte	2016
Dry Cleaning PERC Bottoms	Vinyl Chloride	180-56884-2	0.2	0.1	mg/L	U	0.2			Farmington	2016
Dry Cleaning PERC Bottoms	Vinyl Chloride	180-58509-1	0.2	0.1	mg/L	U	0.2			Fresno	2016
Dry Cleaning PERC Bottoms	Vinyl Chloride	180-58658-1	0.2	0.1	mg/L	U	0.2			Highland	2016
Dry Cleaning PERC Bottoms	Vinyl Chloride	180-58494-1	0.2	0.1	mg/L	U	0.2			Raleigh	2016
Dry Cleaning PERC Bottoms	Vinyl Chloride	180-58157-1	0.2	0.1	mg/L	U	0.2			Santa Ana	2016
Dry Cleaning PERC Bottoms	Vinyl Chloride	180-56181-1	0.2	0.1	mg/L	U	0.2			St. Pauls	2016
Dry Cleaning PERC Bottoms	Vinyl Chloride	180-58619-1	0.2	0.1	mg/L	U	0.2			Tulsa	2016
Dry Cleaning PERC Bottoms	Vinyl Chloride	180-58267-1	0.2	0.1	mg/L	U	0.2			Vinton	2016
Dry Cleaning PERC Filters	Vinyl Chloride	180-52709-1	0.2	0.1	mg/L	U	0.2			Boise	2016
Dry Cleaning PERC Filters	Vinyl Chloride	180-54769-1	0.2	0.1	mg/L	U	0.2			Chester	2016
Dry Cleaning PERC Bottoms	Vinyl chloride	180-70623-1	0.2	0.1	mg/L	U	0.2			Albuquerque	2017
Dry Cleaning PERC Filters	Vinyl chloride	180-68706-1	0.2	0.1	mg/L	U	0.2			Boise	2017
Dry Cleaning PERC Bottoms	Vinyl chloride	180-68699-1	0.2	0.1	mg/L	U	0.2			Boise	2017
Dry Cleaning PERC Bottoms	Vinyl chloride	180-65927-1	0.2	0.1	mg/L	U	0.2			Farmington	2017
Dry Cleaning PERC Bottoms	Vinyl chloride	180-68639-1	0.2	0.1	mg/L	U	0.2			Los Angeles	2017
Dry Cleaning PERC Bottoms	Vinyl chloride	180-70387-1	0.2	0.1	mg/L	U	0.2			Raleigh	2017
Dry Cleaning PERC Bottoms	Vinyl chloride	180-65481-1	0.2	0.1	mg/L	U	0.2			Salt Lake City	2017
Dry Cleaning PERC Bottoms	Vinyl chloride	180-66258-1	0.2	0.1	mg/L	U	0.2			Vinton	2017
Dry Cleaning PERC Bottoms	Vinyl chloride	180-60898-1	0.2	0.1	mg/L	U	0.2			Archdale	2017
Dry Cleaning PERC Bottoms	Vinyl chloride	180-60416-1	0.2	0.1	mg/L	U	0.2			Barre	2017
WASTE	Vinyl chloride	180-82586-2	0.2	0.1	mg/L	U	0.2			Albuquerque	2018
WASTE	Vinyl chloride	180-77923-1	0.2	0.1	mg/L	U	0.2			Archdale	2018
WASTE	Vinyl chloride	180-81952-1	0.2	0.1	mg/L	U	0.2			Barre	2018
WASTE	Vinyl chloride	180-77463-1	0.2	0.1	mg/L	U	0.2	29	46	Boise	2018
WASTE	Vinyl chloride	180-79367-1	0.2	0.1	mg/L	U	0.2			Tampa	2018
WASTE	Vinyl chloride	180-78208-1	0.2	0.1	mg/L	U	0.2			Vinton	2018
WASTE	Vinyl chloride	180-72185-1	0.2	0.1	mg/L	U	0.2			Salisbury	2018
WASTE	Vinyl chloride	180-74542-1	0.2	0.1	mg/L	U	0.2			St Pauls	2018
WASTE	Vinyl chloride	180-77833-1	0.3	0.3	mg/L		0.1			Chandler	2018
SOLID	Vinyl chloride	180-80927-1	5	2.5	mg/L	U	5			Boise	2018
Dry Cleaning PERC Filters	Vinyl chloride	180-64912-1	20	10	mg/L	U	20			Chandler	2017
SOLID	Vinyl chloride	180-77835-1	20	10	mg/L	U	20			Chandler	2018
Dry Cleaning PERC Bottoms	Vinyl chloride	180-60914-1	25	12.5	mg/L	U	25			Tampa	2017
SOLID	Vinyl chloride	180-77387-1	40	20	mg/L	U	40			Chester	2018
SOLID	Vinyl chloride	180-80463-1	130	65	mg/L	U	130			Los Angeles	2018
WATER	Vinyl chloride	180-79078-1	200	100	mg/L	U	200			St Pauls	2018
Dry Cleaning PERC Bottoms	Vinyl Chloride	180-58021-1	250	125	mg/L	U	250			Los Angeles	2016
Dry Cleaning PERC Bottoms	Vinyl chloride	180-66535-1	440	220	mg/Kg	U	440			Chester	2017

Dry Cleaning PERC Bottoms	Vinyl chloride	180-64913-2	1400	700	mg/L	U	1400	Chandler	2017
Dry Cleaning PERC Bottoms	Vinyl chloride	180-65789-1	13000	6500	mg/L	U	13000	Archdale	2017
WATER	Vinyl chloride	180-79650-1	200000	100000	mg/L	U	200000	Salt Lake City	2018

MATRIX	PARAMETER	LAB ID	RESULT	UNITS	QUALIFIER
	1,1-Dichloroethene Average		0.49		
	1,2-Dichloroethane Average		0.54		
	1,4-Dichlorobenzene Average		2.416538		
	2,4,5-Trichlorophenol Average		1.338167		
	2,4,6-Trichlorophenol Average		0.3575		
	2,4-Dinitrotoluene Average		0.666667		
	2-Butanone (MEK) Average		0.869667		
	Arsenic Average		0.9248		
	Barium Average		2.852778		
	Benzene Average		1.37		
	Bulk Density Average		1.122222		
	Cadmium Average		0.113029		
	Carbon tetrachloride Average		3.6		
	Chlorobenzene Average		1.117273		
	Chloroform Average		1.4		
	Chromium Average		9.884512		
	Flashpoint Average		184		
	Hexachlorobenzene Average		0.475714		
	Hexachlorobutadiene Average		12.072		
	Hexachloroethane Average		0.8425		
	Ignitability Average		#DIV/0!		
	Lead Average		5.68839		
	Mercury Average		0.017116		
	Pentachlorophenol Average		0.458125		
	pH Average		5.987609		
	Selenium Average		0.484739		
	Silver Average		0.360893		
	Specific Gravity Average		1.211667		
	Tetrachloroethene Average		577268.2		
	Trichloroethene Average		5839.648		
	Vinyl chloride Average		0.3		
	Grand Average		55026.84		

MATRIX	PARAMETER	LAB ID	RESULT	RANKED DATA	UNITS	QUALIFIER	REPORTING LIMIT	Uth VALUE	COUNT	FACILITY	YEAR
DC Naptha Bottoms	1,1-Dichloroethene	C7C270257001	0.2	0.1	mg/L	U	0.2			Hebron	2007
DC Naptha Bottoms	1,1-Dichloroethene	C7C270259001	0.2	0.1	mg/L	U	0.2			Hebron	2007
DC Naptha Bottoms	1,1-Dichloroethene	C8H010296001	0.2	0.1	mg/L	U	0.2			Clackamas	2008
DC Naptha Bottoms	1,1-Dichloroethene	C9G160214001	0.2	0.1	mg/L	U	0.2			Santa Ana	2009
DC Naptha Bottoms	1,1-Dichloroethene	C9H150185002	0.2	0.1	mg/L	U	0.2			Clackamas	2009
DC Naptha Bottoms	1,1-Dichloroethene	180-11339-1	0.2	0.1	mg/L	U	0.2			Santa Ana	2012
DC Naptha Bottoms	1,1-Dichloroethene	180-12753-1	0.2	0.1	mg/L	U	0.2			Chandler	2012
DC Naptha Bottoms	1,1-Dichloroethene	180-2214-1	0.2	0.1	mg/L	U	0.2			Clackamas	2011
DC Naptha Bottoms	1,1-Dichloroethene	C7C290231001	0.25	0.125	mg/L	U	0.25			Hebron	2007
DC Naptha Bottoms	1,1-Dichloroethene	C8H010302001	0.25	0.125	mg/L	U	0.25			Chandler	2008
DC Naptha Bottoms	1,1-Dichloroethene	180-33851-1	0.25	0.125	mg/L	U	0.25			Chandler	2014
DC Naptha Bottoms	1,1-Dichloroethene	C6F290230001	0.5	0.25	mg/L	U	0.5			Hebron	2006
DC Naptha Bottoms	1,1-Dichloroethene	C6G070307001	0.5	0.25	mg/L	U	0.5			Hebron	2006
DC Naptha Bottoms	1,1-Dichloroethene	C6G070310001	0.5	0.25	mg/L	U	0.5			Hebron	2006
DC Naptha Bottoms	1,1-Dichloroethene	C6G130363001	0.5	0.25	mg/L	U	0.5			Hebron	2006
DC Naptha Bottoms	1,1-Dichloroethene	C6G130367001	0.5	0.25	mg/L	U	0.5			Hebron	2006
DC Naptha Bottoms	1,1-Dichloroethene	C6G140261001	0.5	0.25	mg/L	U	0.5			Hebron	2006
DC Naptha Bottoms	1,1-Dichloroethene	C6H280124001	0.5	0.25	mg/L	U	0.5			Macon	2006
DC Naptha Bottoms	1,1-Dichloroethene	C7C270250001	0.5	0.25	mg/L	U	0.5			Hebron	2007
DC Naptha Bottoms	1,1-Dichloroethene	C7C270254001	0.5	0.25	mg/L	U	0.5			Hebron	2007
DC Naptha Bottoms	1,1-Dichloroethene	C7C270262001	0.5	0.25	mg/L	U	0.5			Hebron	2007
DC Naptha Bottoms	1,1-Dichloroethene	C7C290233001	0.5	0.25	mg/L	U	0.5			Hebron	2007
DC Naptha Bottoms	1,1-Dichloroethene	C7C290234001	0.5	0.25	mg/L	U	0.5			Hebron	2007
DC Naptha Bottoms	1,1-Dichloroethene	C7C290237001	0.5	0.25	mg/L	U	0.5			Hebron	2007
DC Naptha Bottoms	1,1-Dichloroethene	C7C290242001	0.5	0.25	mg/L	U	0.5	25	38	Hebron	2007
DC Naptha Bottoms	1,1-Dichloroethene	C7I220125001	0.5	0.25	mg/L	U	0.5			Clackamas	2007
DC Naptha Bottoms	1,1-Dichloroethene	C9F060172001	0.5	0.25	mg/L	U	0.5			Sacramento	2009
DC Naptha Bottoms	1,1-Dichloroethene	C9H050282001	0.5	0.25	mg/L	U	0.5			Chandler	2009
DC Naptha Bottoms	1,1-Dichloroethene	C0G230575001	0.5	0.25	mg/L	U	0.5			Chandler	2010
DC Naptha Bottoms	1,1-Dichloroethene	180-46384-1	0.5	0.25	mg/L	U	0.5			Chandler	2015
DC Naptha Bottoms	1,1-Dichloroethene	180-57429-1	0.5	0.25	mg/L	U	0.5			Chandler	2016
DC Naptha Bottoms	1,1-Dichloroethene	180-64612-1	0.5	0.25	mg/L	U	0.5			Chandler	2017
DC Naptha Bottoms	1,1-Dichloroethene	C0J130551001	0.5	0.25	mg/L	U	0.5			Clackamas	2010
DC Naptha Bottoms	1,1-Dichloroethene	180-2704-1	0.5	0.25	mg/L	U	0.5			Chandler	2011
DC Naptha Bottoms	1,1-Dichloroethene	C6G130375001	0.75	0.375	mg/L	U	0.75			Hebron	2006
DC Naptha Bottoms	1,1-Dichloroethene	C0I030626001	0.94	0.94	mg/L		0.5			Vinton	2010
DC Naptha Bottoms	1,1-Dichloroethene	C6F290234001	12	6	mg/L	U	12			Hebron	2006
DC Naptha Bottoms	1,1-Dichloroethene	C6F290236001	12	6	mg/L	U	12			Hebron	2006
DC Naptha Bottoms	1,2-Dichloroethane	C7C270257001	0.2	0.1	mg/L	U	0.2			Hebron	2007
DC Naptha Bottoms	1,2-Dichloroethane	C7C270259001	0.2	0.1	mg/L	U	0.2			Hebron	2007
DC Naptha Bottoms	1,2-Dichloroethane	C8H010296001	0.2	0.1	mg/L	U	0.2			Clackamas	2008
DC Naptha Bottoms	1,2-Dichloroethane	C9G160214001	0.2	0.1	mg/L	U	0.2			Santa Ana	2009
DC Naptha Bottoms	1,2-Dichloroethane	C9H150185002	0.2	0.1	mg/L	U	0.2			Clackamas	2009
DC Naptha Bottoms	1,2-Dichloroethane	180-11339-1	0.2	0.1	mg/L	U	0.2			Santa Ana	2012
DC Naptha Bottoms	1,2-Dichloroethane	180-12753-1	0.2	0.1	mg/L	U	0.2			Chandler	2012
DC Naptha Bottoms	1,2-Dichloroethane	180-2214-1	0.2	0.1	mg/L	U	0.2			Clackamas	2011
DC Naptha Bottoms	1,2-Dichloroethane	C7C290231001	0.25	0.125	mg/L	U	0.25			Hebron	2007
DC Naptha Bottoms	1,2-Dichloroethane	C8H010302001	0.25	0.125	mg/L	U	0.25			Chandler	2008
DC Naptha Bottoms	1,2-Dichloroethane	180-33851-1	0.25	0.125	mg/L	U	0.25			Chandler	2014
DC Naptha Bottoms	1,2-Dichloroethane	C6F290230001	0.5	0.25	mg/L	U	0.5			Hebron	2006
DC Naptha Bottoms	1,2-Dichloroethane	C6G070307001	0.5	0.25	mg/L	U	0.5			Hebron	2006
DC Naptha Bottoms	1,2-Dichloroethane	C6G070310001	0.5	0.25	mg/L	U	0.5			Hebron	2006
DC Naptha Bottoms	1,2-Dichloroethane	C6G130363001	0.5	0.25	mg/L	U	0.5			Hebron	2006
DC Naptha Bottoms	1,2-Dichloroethane	C6G130367001	0.5	0.25	mg/L	U	0.5			Hebron	2006
DC Naptha Bottoms	1,2-Dichloroethane	C6G140261001	0.5	0.25	mg/L	U	0.5			Hebron	2006
DC Naptha Bottoms	1,2-Dichloroethane	C6H280124001	0.5	0.25	mg/L	U	0.5			Macon	2006
DC Naptha Bottoms	1,2-Dichloroethane	C7C270250001	0.5	0.25	mg/L	U	0.5			Hebron	2007
DC Naptha Bottoms	1,2-Dichloroethane	C7C270254001	0.5	0.25	mg/L	U	0.5			Hebron	2007
DC Naptha Bottoms	1,2-Dichloroethane	C7C270262001	0.5	0.25	mg/L	U	0.5			Hebron	2007
DC Naptha Bottoms	1,2-Dichloroethane	C7C290233001	0.5	0.25	mg/L	U	0.5			Hebron	2007
DC Naptha Bottoms	1,2-Dichloroethane	C7C290234001	0.5	0.25	mg/L	U	0.5			Hebron	2007

DC Naptha Bottoms	1,2-Dichloroethane	C7C290237001	0.5	0.25	mg/L	U	0.5			Hebron	2007
DC Naptha Bottoms	**1,2-Dichloroethane**	**C7C290242001**	**0.5**	**0.25**	**mg/L**	**U**	**0.5**	**25**	**38**	**Hebron**	**2007**
DC Naptha Bottoms	1,2-Dichloroethane	C7I220125001	0.5	0.25	mg/L	U	0.5			Clackamas	2007
DC Naptha Bottoms	1,2-Dichloroethane	C9F060172001	0.5	0.25	mg/L	U	0.5			Sacramento	2009
DC Naptha Bottoms	1,2-Dichloroethane	C9H050282001	0.5	0.25	mg/L	U	0.5			Chandler	2009
DC Naptha Bottoms	1,2-Dichloroethane	C0G230575001	0.5	0.25	mg/L	U	0.5			Chandler	2010
DC Naptha Bottoms	1,2-Dichloroethane	C0I030626001	0.5	0.25	mg/L	U	0.5			Vinton	2010
DC Naptha Bottoms	1,2-Dichloroethane	180-46384-1	0.5	0.25	mg/L	U	0.5			Chandler	2015
DC Naptha Bottoms	1,2-Dichloroethane	180-57429-1	0.5	0.25	mg/L	U	0.5			Chandler	2016
DC Naptha Bottoms	1,2-Dichloroethane	180-64612-1	0.5	0.25	mg/L	U	0.5			Chandler	2017
DC Naptha Bottoms	1,2-Dichloroethane	C0J130551001	0.5	0.25	mg/L	U	0.5			Clackamas	2010
DC Naptha Bottoms	1,2-Dichloroethane	180-2704-1	0.5	0.25	mg/L	U	0.5			Chandler	2011
DC Naptha Bottoms	1,2-Dichloroethane	C6G130375001	0.75	0.375	mg/L	U	0.75			Hebron	2006
DC Naptha Bottoms	1,2-Dichloroethane	C6F290234001	12	6	mg/L	U	12			Hebron	2006
DC Naptha Bottoms	1,2-Dichloroethane	C6F290236001	12	6	mg/L	U	12			Hebron	2006
DC Naptha Bottoms	1,4-Dichlorobenzene	180-12753-1	0.05	0.025	mg/L	U	0.05			Chandler	2012
DC Naptha Bottoms	1,4-Dichlorobenzene	180-2214-1	0.05	0.025	mg/L	U	0.05			Clackamas	2011
DC Naptha Bottoms	1,4-Dichlorobenzene	C7C270257001	0.2	0.1	mg/L	U	0.2			Hebron	2007
DC Naptha Bottoms	1,4-Dichlorobenzene	C7C270259001	0.2	0.1	mg/L	U	0.2			Hebron	2007
DC Naptha Bottoms	1,4-Dichlorobenzene	C8H010296001	0.2	0.1	mg/L	U	0.2			Clackamas	2008
DC Naptha Bottoms	1,4-Dichlorobenzene	C9G160214001	0.2	0.1	mg/L	U	0.2			Santa Ana	2009
DC Naptha Bottoms	1,4-Dichlorobenzene	C9H150185002	0.2	0.1	mg/L	U	0.2			Clackamas	2009
DC Naptha Bottoms	1,4-Dichlorobenzene	C7C290231001	0.25	0.125	mg/L	U	0.25			Hebron	2007
DC Naptha Bottoms	1,4-Dichlorobenzene	C8H010302001	0.25	0.125	mg/L	U	0.25			Chandler	2008
DC Naptha Bottoms	1,4-Dichlorobenzene	180-33851-1	0.25	0.125	mg/L	U	0.25			Chandler	2014
DC Naptha Bottoms	1,4-Dichlorobenzene	C6F290230001	0.5	0.25	mg/L	U	0.5			Hebron	2006
DC Naptha Bottoms	1,4-Dichlorobenzene	C6G070307001	0.5	0.25	mg/L	U	0.5			Hebron	2006
DC Naptha Bottoms	1,4-Dichlorobenzene	C6G130363001	0.5	0.25	mg/L	U	0.5			Hebron	2006
DC Naptha Bottoms	1,4-Dichlorobenzene	C6G140261001	0.5	0.25	mg/L	U	0.5			Hebron	2006
DC Naptha Bottoms	1,4-Dichlorobenzene	C7C270250001	0.5	0.25	mg/L	U	0.5			Hebron	2007
DC Naptha Bottoms	1,4-Dichlorobenzene	C7C270254001	0.5	0.25	mg/L	U	0.5			Hebron	2007
DC Naptha Bottoms	1,4-Dichlorobenzene	C7C270262001	0.5	0.25	mg/L	U	0.5			Hebron	2007
DC Naptha Bottoms	1,4-Dichlorobenzene	C7C290233001	0.5	0.25	mg/L	U	0.5			Hebron	2007
DC Naptha Bottoms	1,4-Dichlorobenzene	C7C290242001	0.5	0.25	mg/L	U	0.5			Hebron	2007
DC Naptha Bottoms	1,4-Dichlorobenzene	C7I220125001	0.5	0.25	mg/L	U	0.5			Clackamas	2007
DC Naptha Bottoms	1,4-Dichlorobenzene	C9F060172001	0.5	0.25	mg/L	U	0.5			Sacramento	2009
DC Naptha Bottoms	1,4-Dichlorobenzene	C9H050282001	0.5	0.25	mg/L	U	0.5			Chandler	2009
DC Naptha Bottoms	1,4-Dichlorobenzene	C0G230575001	0.5	0.25	mg/L	U	0.5			Chandler	2010
DC Naptha Bottoms	**1,4-Dichlorobenzene**	**180-46384-1**	**0.5**	**0.25**	**mg/L**	**U**	**0.5**	**24**	**37**	**Chandler**	**2015**
DC Naptha Bottoms	1,4-Dichlorobenzene	180-57429-1	0.5	0.25	mg/L	U	0.5			Chandler	2016
DC Naptha Bottoms	1,4-Dichlorobenzene	180-64612-1	0.5	0.25	mg/L	U	0.5			Chandler	2017
DC Naptha Bottoms	1,4-Dichlorobenzene	C0J130551001	0.5	0.25	mg/L	U	0.5			Clackamas	2010
DC Naptha Bottoms	1,4-Dichlorobenzene	180-2704-1	0.5	0.25	mg/L	U	0.5			Chandler	2011
DC Naptha Bottoms	1,4-Dichlorobenzene	C6G130375001	0.75	0.375	mg/L	U	0.75			Hebron	2006
DC Naptha Bottoms	1,4-Dichlorobenzene	C0I030626001	0.51	0.51	mg/L		0.5			Vinton	2010
DC Naptha Bottoms	1,4-Dichlorobenzene	C6G130367001	0.56	0.56	mg/L		0.5			Hebron	2006
DC Naptha Bottoms	1,4-Dichlorobenzene	C6G070310001	0.66	0.66	mg/L		0.5			Hebron	2006
DC Naptha Bottoms	1,4-Dichlorobenzene	C7C290237001	0.8	0.8	mg/L		0.5			Hebron	2007
DC Naptha Bottoms	1,4-Dichlorobenzene	C7C290234001	1.2	1.2	mg/L		0.5			Hebron	2007
DC Naptha Bottoms	1,4-Dichlorobenzene	C6F290234001	12	6	mg/L	U	12			Hebron	2006
DC Naptha Bottoms	1,4-Dichlorobenzene	C6F290236001	12	6	mg/L	U	12			Hebron	2006
DC Naptha Bottoms	1,4-Dichlorobenzene	C6H280124001	11	11	mg/L		0.5			Macon	2006
DC Naptha Bottoms	2,4,5-Trichlorophenol	C6G130363001	0.05	0.025	mg/L	U	0.05			Hebron	2006
DC Naptha Bottoms	2,4,5-Trichlorophenol	C6G130375001	0.05	0.025	mg/L	U	0.05			Hebron	2006
DC Naptha Bottoms	2,4,5-Trichlorophenol	C7C270257001	0.05	0.025	mg/L	U	0.05			Hebron	2007
DC Naptha Bottoms	2,4,5-Trichlorophenol	C7C270259001	0.05	0.025	mg/L	U	0.05			Hebron	2007
DC Naptha Bottoms	2,4,5-Trichlorophenol	C8H010296001	0.05	0.025	mg/L	U	0.05			Clackamas	2008
DC Naptha Bottoms	2,4,5-Trichlorophenol	C9H150185002	0.05	0.025	mg/L	U	0.05			Clackamas	2009
DC Naptha Bottoms	2,4,5-Trichlorophenol	180-12753-1	0.05	0.025	mg/L	U	0.05			Chandler	2012
DC Naptha Bottoms	2,4,5-Trichlorophenol	180-2214-1	0.05	0.025	mg/L	U	0.05			Clackamas	2011
DC Naptha Bottoms	2,4,5-Trichlorophenol	C8H010302001	0.1	0.05	mg/L	U	0.1			Chandler	2008
DC Naptha Bottoms	2,4,5-Trichlorophenol	C9F060172001	0.1	0.05	mg/L	U	0.1			Sacramento	2009

DC Naptha Bottoms	2,4,5-Trichlorophenol	C9H050282001	0.1	0.05	mg/L	U	0.1			Chandler	2009
DC Naptha Bottoms	2,4,5-Trichlorophenol	C0G230575001	0.1	0.05	mg/L	U	0.1			Chandler	2010
DC Naptha Bottoms	2,4,5-Trichlorophenol	C0I030626001	0.1	0.05	mg/L	U	0.1			Vinton	2010
DC Naptha Bottoms	2,4,5-Trichlorophenol	C0J130551001	0.1	0.05	mg/L	U	0.1			Clackamas	2010
DC Naptha Bottoms	2,4,5-Trichlorophenol	C6F290236001	0.13	0.065	mg/L	U	0.13			Hebron	2006
DC Naptha Bottoms	2,4,5-Trichlorophenol	C7C290231001	0.13	0.065	mg/L	U	0.13			Hebron	2007
DC Naptha Bottoms	2,4,5-Trichlorophenol	180-33851-1	0.13	0.065	mg/L	U	0.13			Chandler	2014
DC Naptha Bottoms	2,4,5-Trichlorophenol	180-46384-1	0.13	0.065	mg/L	U	0.13			Chandler	2015
DC Naptha Bottoms	2,4,5-Trichlorophenol	180-57429-1	0.13	0.065	mg/L	U	0.13			Chandler	2016
DC Naptha Bottoms	2,4,5-Trichlorophenol	180-64612-1	0.13	0.065	mg/L	U	0.13			Chandler	2017
DC Naptha Bottoms	2,4,5-Trichlorophenol	C7I220125001	6.6	6.6	mg/L		0.1			Clackamas	2007
DC Naptha Bottoms	2,4,5-Trichlorophenol	C6F290230001	20	10	mg/L	U	20			Hebron	2006
DC Naptha Bottoms	2,4,5-Trichlorophenol	C6F290234001	20	10	mg/L	U	20			Hebron	2006
DC Naptha Bottoms	2,4,5-Trichlorophenol	C6G070307001	20	10	mg/L	U	20	24	36	Hebron	2006
DC Naptha Bottoms	2,4,5-Trichlorophenol	C6G070310001	20	10	mg/L	U	20			Hebron	2006
DC Naptha Bottoms	2,4,5-Trichlorophenol	C6G140261001	20	10	mg/L	U	20			Hebron	2006
DC Naptha Bottoms	2,4,5-Trichlorophenol	C6H280124001	20	10	mg/L	U	20			Macon	2006
DC Naptha Bottoms	2,4,5-Trichlorophenol	C7C270250001	20	10	mg/L	U	20			Hebron	2007
DC Naptha Bottoms	2,4,5-Trichlorophenol	C7C270254001	20	10	mg/L	U	20			Hebron	2007
DC Naptha Bottoms	2,4,5-Trichlorophenol	C7C270262002	20	10	mg/L	U	20			Hebron	2007
DC Naptha Bottoms	2,4,5-Trichlorophenol	C7C290233001	20	10	mg/L	U	20			Hebron	2007
DC Naptha Bottoms	2,4,5-Trichlorophenol	C7C290234001	20	10	mg/L	U	20			Hebron	2007
DC Naptha Bottoms	2,4,5-Trichlorophenol	C7C290237001	20	10	mg/L	U	20			Hebron	2007
DC Naptha Bottoms	2,4,5-Trichlorophenol	C7C290242001	20	10	mg/L	U	20			Hebron	2007
DC Naptha Bottoms	2,4,5-Trichlorophenol	180-2704-1	20	10	mg/L	U	20			Chandler	2011
DC Naptha Bottoms	2,4,5-Trichlorophenol	C6G130367001	38	38	mg/L		20			Hebron	2006
DC Naptha Bottoms	2,4,6-Trichlorophenol	C6G130363001	0.05	0.025	mg/L	U	0.05			Hebron	2006
DC Naptha Bottoms	2,4,6-Trichlorophenol	C6G130375001	0.05	0.025	mg/L	U	0.05			Hebron	2006
DC Naptha Bottoms	2,4,6-Trichlorophenol	C7C270257001	0.05	0.025	mg/L	U	0.05			Hebron	2007
DC Naptha Bottoms	2,4,6-Trichlorophenol	C7C270259001	0.05	0.025	mg/L	U	0.05			Hebron	2007
DC Naptha Bottoms	2,4,6-Trichlorophenol	C8H010296001	0.05	0.025	mg/L	U	0.05			Clackamas	2008
DC Naptha Bottoms	2,4,6-Trichlorophenol	C9H150185002	0.05	0.025	mg/L	U	0.05			Clackamas	2009
DC Naptha Bottoms	2,4,6-Trichlorophenol	180-12753-1	0.05	0.025	mg/L	U	0.05			Chandler	2012
DC Naptha Bottoms	2,4,6-Trichlorophenol	180-2214-1	0.05	0.025	mg/L	U	0.05			Clackamas	2011
DC Naptha Bottoms	2,4,6-Trichlorophenol	C7I220125001	0.1	0.05	mg/L	U	0.1			Clackamas	2007
DC Naptha Bottoms	2,4,6-Trichlorophenol	C8H010302001	0.1	0.05	mg/L	U	0.1			Chandler	2008
DC Naptha Bottoms	2,4,6-Trichlorophenol	C9F060172001	0.1	0.05	mg/L	U	0.1			Sacramento	2009
DC Naptha Bottoms	2,4,6-Trichlorophenol	C9H050282001	0.1	0.05	mg/L	U	0.1			Chandler	2009
DC Naptha Bottoms	2,4,6-Trichlorophenol	C0G230575001	0.1	0.05	mg/L	U	0.1			Chandler	2010
DC Naptha Bottoms	2,4,6-Trichlorophenol	C0I030626001	0.1	0.05	mg/L	U	0.1			Vinton	2010
DC Naptha Bottoms	2,4,6-Trichlorophenol	C0J130551001	0.1	0.05	mg/L	U	0.1			Clackamas	2010
DC Naptha Bottoms	2,4,6-Trichlorophenol	C6F290236001	0.13	0.065	mg/L	U	0.13			Hebron	2006
DC Naptha Bottoms	2,4,6-Trichlorophenol	C7C290231001	0.13	0.065	mg/L	U	0.13			Hebron	2007
DC Naptha Bottoms	2,4,6-Trichlorophenol	180-33851-1	0.13	0.065	mg/L	U	0.13			Chandler	2014
DC Naptha Bottoms	2,4,6-Trichlorophenol	180-46384-1	0.13	0.065	mg/L	U	0.13			Chandler	2015
DC Naptha Bottoms	2,4,6-Trichlorophenol	180-57429-1	0.13	0.065	mg/L	U	0.13			Chandler	2016
DC Naptha Bottoms	2,4,6-Trichlorophenol	180-64612-1	0.13	0.065	mg/L	U	0.13			Chandler	2017
DC Naptha Bottoms	2,4,6-Trichlorophenol	C6F290230001	20	10	mg/L	U	20			Hebron	2006
DC Naptha Bottoms	2,4,6-Trichlorophenol	C6F290234001	20	10	mg/L	U	20			Hebron	2006
DC Naptha Bottoms	2,4,6-Trichlorophenol	C6G070307001	20	10	mg/L	U	20	24	36	Hebron	2006
DC Naptha Bottoms	2,4,6-Trichlorophenol	C6G070310001	20	10	mg/L	U	20			Hebron	2006
DC Naptha Bottoms	2,4,6-Trichlorophenol	C6G130367001	20	10	mg/L	U	20			Hebron	2006
DC Naptha Bottoms	2,4,6-Trichlorophenol	C6G140261001	20	10	mg/L	U	20			Hebron	2006
DC Naptha Bottoms	2,4,6-Trichlorophenol	C6H280124001	20	10	mg/L	U	20			Macon	2006
DC Naptha Bottoms	2,4,6-Trichlorophenol	C7C270250001	20	10	mg/L	U	20			Hebron	2007
DC Naptha Bottoms	2,4,6-Trichlorophenol	C7C270254001	20	10	mg/L	U	20			Hebron	2007
DC Naptha Bottoms	2,4,6-Trichlorophenol	C7C270262002	20	10	mg/L	U	20			Hebron	2007
DC Naptha Bottoms	2,4,6-Trichlorophenol	C7C290233001	20	10	mg/L	U	20			Hebron	2007
DC Naptha Bottoms	2,4,6-Trichlorophenol	C7C290234001	20	10	mg/L	U	20			Hebron	2007
DC Naptha Bottoms	2,4,6-Trichlorophenol	C7C290237001	20	10	mg/L	U	20			Hebron	2007
DC Naptha Bottoms	2,4,6-Trichlorophenol	C7C290242001	20	10	mg/L	U	20			Hebron	2007
DC Naptha Bottoms	2,4,6-Trichlorophenol	180-2704-1	20	10	mg/L	U	20			Chandler	2011

DC Naptha Bottoms	2,4-Dinitrotoluene	C6G130363001	0.05	0.025	mg/L	U	0.05			Hebron	2006
DC Naptha Bottoms	2,4-Dinitrotoluene	C6G130375001	0.05	0.025	mg/L	U	0.05			Hebron	2006
DC Naptha Bottoms	2,4-Dinitrotoluene	C7C270257001	0.05	0.025	mg/L	U	0.05			Hebron	2007
DC Naptha Bottoms	2,4-Dinitrotoluene	C7C270259001	0.05	0.025	mg/L	U	0.05			Hebron	2007
DC Naptha Bottoms	2,4-Dinitrotoluene	C8H010296001	0.05	0.025	mg/L	U	0.05			Clackamas	2008
DC Naptha Bottoms	2,4-Dinitrotoluene	C9H150185002	0.05	0.025	mg/L	U	0.05			Clackamas	2009
DC Naptha Bottoms	2,4-Dinitrotoluene	180-12753-1	0.05	0.025	mg/L	U	0.05			Chandler	2012
DC Naptha Bottoms	2,4-Dinitrotoluene	180-2214-1	0.05	0.025	mg/L	U	0.05			Clackamas	2011
DC Naptha Bottoms	2,4-Dinitrotoluene	C7I220125001	0.1	0.05	mg/L	U	0.1			Clackamas	2007
DC Naptha Bottoms	2,4-Dinitrotoluene	C8H010302001	0.1	0.05	mg/L	U	0.1			Chandler	2008
DC Naptha Bottoms	2,4-Dinitrotoluene	C9F060172001	0.1	0.05	mg/L	U	0.1			Sacramento	2009
DC Naptha Bottoms	2,4-Dinitrotoluene	C9H050282001	0.1	0.05	mg/L	U	0.1			Chandler	2009
DC Naptha Bottoms	2,4-Dinitrotoluene	C0G230575001	0.1	0.05	mg/L	U	0.1			Chandler	2010
DC Naptha Bottoms	2,4-Dinitrotoluene	C0I030626001	0.1	0.05	mg/L	U	0.1			Vinton	2010
DC Naptha Bottoms	2,4-Dinitrotoluene	C0J130551001	0.1	0.05	mg/L	U	0.1			Clackamas	2010
DC Naptha Bottoms	2,4-Dinitrotoluene	C6F290236001	0.13	0.065	mg/L	U	0.13			Hebron	2006
DC Naptha Bottoms	2,4-Dinitrotoluene	C7C290231001	0.13	0.065	mg/L	U	0.13			Hebron	2007
DC Naptha Bottoms	2,4-Dinitrotoluene	180-33851-1	0.13	0.065	mg/L	U *	0.13			Chandler	2014
DC Naptha Bottoms	2,4-Dinitrotoluene	180-46384-1	0.13	0.065	mg/L	U	0.13			Chandler	2015
DC Naptha Bottoms	2,4-Dinitrotoluene	180-57429-1	0.13	0.065	mg/L	U	0.13			Chandler	2016
DC Naptha Bottoms	2,4-Dinitrotoluene	180-64612-1	0.13	0.065	mg/L	U	0.13			Chandler	2017
DC Naptha Bottoms	2,4-Dinitrotoluene	C6F290230001	20	10	mg/L	U	20			Hebron	2006
DC Naptha Bottoms	2,4-Dinitrotoluene	C6F290234001	20	10	mg/L	U	20			Hebron	2006
DC Naptha Bottoms	**2,4-Dinitrotoluene**	**C6G070307001**	**20**	**10**	**mg/L**	**U**	**20**	**24**	**36**	**Hebron**	**2006**
DC Naptha Bottoms	2,4-Dinitrotoluene	C6G070310001	20	10	mg/L	U	20			Hebron	2006
DC Naptha Bottoms	2,4-Dinitrotoluene	C6G130367001	20	10	mg/L	U	20			Hebron	2006
DC Naptha Bottoms	2,4-Dinitrotoluene	C6G140261001	20	10	mg/L	U	20			Hebron	2006
DC Naptha Bottoms	2,4-Dinitrotoluene	C6H280124001	20	10	mg/L	U	20			Macon	2006
DC Naptha Bottoms	2,4-Dinitrotoluene	C7C270250001	20	10	mg/L	U	20			Hebron	2007
DC Naptha Bottoms	2,4-Dinitrotoluene	C7C270254001	20	10	mg/L	U	20			Hebron	2007
DC Naptha Bottoms	2,4-Dinitrotoluene	C7C270262002	20	10	mg/L	U	20			Hebron	2007
DC Naptha Bottoms	2,4-Dinitrotoluene	C7C290233001	20	10	mg/L	U	20			Hebron	2007
DC Naptha Bottoms	2,4-Dinitrotoluene	C7C290234001	20	10	mg/L	U	20			Hebron	2007
DC Naptha Bottoms	2,4-Dinitrotoluene	C7C290237001	20	10	mg/L	U	20			Hebron	2007
DC Naptha Bottoms	2,4-Dinitrotoluene	C7C290242001	20	10	mg/L	U	20			Hebron	2007
DC Naptha Bottoms	2,4-Dinitrotoluene	180-2704-1	20	10	mg/L	U	20			Chandler	2011
DC Naptha Bottoms	2-Butanone (MEK)	C7C270257001	0.2	0.1	mg/L	U	0.2			Hebron	2007
DC Naptha Bottoms	2-Butanone (MEK)	C7C270259001	0.2	0.1	mg/L	U	0.2			Hebron	2007
DC Naptha Bottoms	2-Butanone (MEK)	C8H010296001	0.2	0.1	mg/L	U	0.2			Clackamas	2008
DC Naptha Bottoms	2-Butanone (MEK)	C9G160214001	0.2	0.1	mg/L	U	0.2			Santa Ana	2009
DC Naptha Bottoms	2-Butanone (MEK)	C9H150185002	0.2	0.1	mg/L	U	0.2			Clackamas	2009
DC Naptha Bottoms	2-Butanone (MEK)	180-11339-1	0.2	0.1	mg/L	U	0.2			Santa Ana	2012
DC Naptha Bottoms	2-Butanone (MEK)	180-12753-1	0.2	0.1	mg/L	U	0.2			Chandler	2012
DC Naptha Bottoms	2-Butanone (MEK)	180-2214-1	0.2	0.1	mg/L	U	0.2			Clackamas	2011
DC Naptha Bottoms	2-Butanone (MEK)	C7C290231001	0.25	0.125	mg/L	U	0.25			Hebron	2007
DC Naptha Bottoms	2-Butanone (MEK)	C8H010302001	0.25	0.125	mg/L	U	0.25			Chandler	2008
DC Naptha Bottoms	2-Butanone (MEK)	180-33851-1	0.25	0.125	mg/L	U	0.25			Chandler	2014
DC Naptha Bottoms	2-Butanone (MEK)	C6F290230001	0.5	0.25	mg/L	U	0.5			Hebron	2006
DC Naptha Bottoms	2-Butanone (MEK)	C6G070307001	0.5	0.25	mg/L	U	0.5			Hebron	2006
DC Naptha Bottoms	2-Butanone (MEK)	C6G070310001	0.5	0.25	mg/L	U	0.5			Hebron	2006
DC Naptha Bottoms	2-Butanone (MEK)	C6G130363001	0.5	0.25	mg/L	U	0.5			Hebron	2006
DC Naptha Bottoms	2-Butanone (MEK)	C6G130367001	0.5	0.25	mg/L	U	0.5			Hebron	2006
DC Naptha Bottoms	2-Butanone (MEK)	C6H280124001	0.5	0.25	mg/L	U	0.5			Macon	2006
DC Naptha Bottoms	2-Butanone (MEK)	C7C270254001	0.5	0.25	mg/L	U	0.5			Hebron	2007
DC Naptha Bottoms	2-Butanone (MEK)	C7C290233001	0.5	0.25	mg/L	U	0.5			Hebron	2007
DC Naptha Bottoms	2-Butanone (MEK)	C7C290234001	0.5	0.25	mg/L	U	0.5			Hebron	2007
DC Naptha Bottoms	2-Butanone (MEK)	C7C290242001	0.5	0.25	mg/L	U	0.5			Hebron	2007
DC Naptha Bottoms	2-Butanone (MEK)	C7I220125001	0.5	0.25	mg/L	U	0.5			Clackamas	2007
DC Naptha Bottoms	2-Butanone (MEK)	C9F060172001	0.5	0.25	mg/L	U	0.5			Sacramento	2009
DC Naptha Bottoms	2-Butanone (MEK)	C0I030626001	0.5	0.25	mg/L	U	0.5			Vinton	2010
DC Naptha Bottoms	**2-Butanone (MEK)**	**180-46384-1**	**0.5**	**0.25**	**mg/L**	**U**	**0.5**	**25**	**38**	**Chandler**	**2015**
DC Naptha Bottoms	2-Butanone (MEK)	180-57429-1	0.5	0.25	mg/L	U	0.5			Chandler	2016

DC Naptha Bottoms	2-Butanone (MEK)	180-64612-1	0.5	0.25	mg/L	U	0.5			Chandler	2017
DC Naptha Bottoms	2-Butanone (MEK)	C0J130551001	0.5	0.25	mg/L	U	0.5			Clackamas	2010
DC Naptha Bottoms	2-Butanone (MEK)	180-2704-1	0.5	0.25	mg/L	U	0.5			Chandler	2011
DC Naptha Bottoms	2-Butanone (MEK)	C6G130375001	0.75	0.375	mg/L	U	0.75			Hebron	2006
DC Naptha Bottoms	2-Butanone (MEK)	C0G230575001	0.68	0.68	mg/L		0.5			Chandler	2010
DC Naptha Bottoms	2-Butanone (MEK)	C7C270262001	2.1	2.1	mg/L		0.5			Hebron	2007
DC Naptha Bottoms	2-Butanone (MEK)	C7C270250001	2.9	2.9	mg/L		0.5			Hebron	2007
DC Naptha Bottoms	2-Butanone (MEK)	C7C290237001	4.6	4.6	mg/L		0.5			Hebron	2007
DC Naptha Bottoms	2-Butanone (MEK)	C6F290234001	12	6	mg/L	U	12			Hebron	2006
DC Naptha Bottoms	2-Butanone (MEK)	C6F290236001	12	6	mg/L	U	12			Hebron	2006
DC Naptha Bottoms	2-Butanone (MEK)	C9H050282001	9.6	9.6	mg/L		0.5			Chandler	2009
DC Naptha Bottoms	2-Butanone (MEK)	C6G140261001	43	43	mg/L		0.5			Hebron	2006
DC Naptha Bottoms	2-Methylphenol	C6G130363001	0.05	0.025	mg/L	U	0.05			Hebron	2006
DC Naptha Bottoms	2-Methylphenol	C7C270257001	0.05	0.025	mg/L	U	0.05			Hebron	2007
DC Naptha Bottoms	2-Methylphenol	C8H010296001	0.05	0.025	mg/L	U	0.05			Clackamas	2008
DC Naptha Bottoms	2-Methylphenol	C9H150185002	0.05	0.025	mg/L	U	0.05			Clackamas	2009
DC Naptha Bottoms	2-Methylphenol	180-12753-1	0.05	0.025	mg/L	U	0.05			Chandler	2012
DC Naptha Bottoms	2-Methylphenol	180-2214-1	0.05	0.025	mg/L	U	0.05			Clackamas	2011
DC Naptha Bottoms	2-Methylphenol	C6F290236001	0.1	0.05	mg/L	U	0.1			Hebron	2006
DC Naptha Bottoms	2-Methylphenol	C7C290231001	0.1	0.05	mg/L	U	0.1			Hebron	2007
DC Naptha Bottoms	2-Methylphenol	C7I220125001	0.1	0.05	mg/L	U	0.1			Clackamas	2007
DC Naptha Bottoms	2-Methylphenol	C8H010302001	0.1	0.05	mg/L	U	0.1			Chandler	2008
DC Naptha Bottoms	2-Methylphenol	C9F060172001	0.1	0.05	mg/L	U	0.1			Sacramento	2009
DC Naptha Bottoms	2-Methylphenol	C9H050282001	0.1	0.05	mg/L	U	0.1			Chandler	2009
DC Naptha Bottoms	2-Methylphenol	C0G230575001	0.1	0.05	mg/L	U	0.1			Chandler	2010
DC Naptha Bottoms	2-Methylphenol	C0I030626001	0.1	0.05	mg/L	U	0.1			Vinton	2010
DC Naptha Bottoms	2-Methylphenol	C0J130551001	0.1	0.05	mg/L	U	0.1			Clackamas	2010
DC Naptha Bottoms	2-Methylphenol	C7C270259001	0.056	0.056	mg/L		0.05			Hebron	2007
DC Naptha Bottoms	2-Methylphenol	C6G130375001	0.097	0.097	mg/L		0.05			Hebron	2006
DC Naptha Bottoms	2-Methylphenol	180-33851-1	1	0.5	mg/L	U	1			Chandler	2014
DC Naptha Bottoms	2-Methylphenol	180-46384-1	1	0.5	mg/L	U	1			Chandler	2015
DC Naptha Bottoms	2-Methylphenol	180-57429-1	1	0.5	mg/L	U	1			Chandler	2016
DC Naptha Bottoms	2-Methylphenol	180-64612-1	1	0.5	mg/L	U	1			Chandler	2017
DC Naptha Bottoms	2-Methylphenol	C6F290230001	20	10	mg/L	U	20			Hebron	2006
DC Naptha Bottoms	2-Methylphenol	C6F290234001	20	10	mg/L	U	20			Hebron	2006
DC Naptha Bottoms	2-Methylphenol	C6G070307001	20	10	mg/L	U	20	24	36	Hebron	2006
DC Naptha Bottoms	2-Methylphenol	C6G070310001	20	10	mg/L	U	20			Hebron	2006
DC Naptha Bottoms	2-Methylphenol	C6G130367001	20	10	mg/L	U	20			Hebron	2006
DC Naptha Bottoms	2-Methylphenol	C6G140261001	20	10	mg/L	U	20			Hebron	2006
DC Naptha Bottoms	2-Methylphenol	C6H280124001	20	10	mg/L	U	20			Macon	2006
DC Naptha Bottoms	2-Methylphenol	C7C270250001	20	10	mg/L	U	20			Hebron	2007
DC Naptha Bottoms	2-Methylphenol	C7C270254001	20	10	mg/L	U	20			Hebron	2007
DC Naptha Bottoms	2-Methylphenol	C7C270262002	20	10	mg/L	U	20			Hebron	2007
DC Naptha Bottoms	2-Methylphenol	C7C290233001	20	10	mg/L	U	20			Hebron	2007
DC Naptha Bottoms	2-Methylphenol	C7C290234001	20	10	mg/L	U	20			Hebron	2007
DC Naptha Bottoms	2-Methylphenol	C7C290237001	20	10	mg/L	U	20			Hebron	2007
DC Naptha Bottoms	2-Methylphenol	C7C290242001	20	10	mg/L	U	20			Hebron	2007
DC Naptha Bottoms	2-Methylphenol	180-2704-1	20	10	mg/L	U	20			Chandler	2011
DC Naptha Bottoms	Arsenic	C9G160214001	0.05	0.025	mg/L	U	0.05			Santa Ana	2009
DC Naptha Bottoms	Arsenic	C9H150185002	0.05	0.025	mg/L	U	0.05			Clackamas	2009
DC Naptha Bottoms	Arsenic	C6G130363001	0.1	0.05	mg/L	U	0.1			Hebron	2006
DC Naptha Bottoms	Arsenic	C6G130375001	0.1	0.05	mg/L	U	0.1			Hebron	2006
DC Naptha Bottoms	Arsenic	C7C270257001	0.1	0.05	mg/L	U	0.1			Hebron	2007
DC Naptha Bottoms	Arsenic	C7C270259001	0.1	0.05	mg/L	U	0.1			Hebron	2007
DC Naptha Bottoms	Arsenic	C7C270262002	0.1	0.05	mg/L	U	0.1			Hebron	2007
DC Naptha Bottoms	Arsenic	180-11339-1	0.25	0.125	mg/L	U	0.25			Santa Ana	2012
DC Naptha Bottoms	Arsenic	180-12753-1	0.25	0.125	mg/L	U	0.25			Chandler	2012
DC Naptha Bottoms	Arsenic	180-2214-1	0.25	0.125	mg/L	U	0.25			Clackamas	2011
DC Naptha Bottoms	Arsenic	C8H010296001	0.5	0.25	mg/L	U	0.5			Clackamas	2008
DC Naptha Bottoms	Arsenic	C6F290230001	1	0.5	mg/L	U	1			Hebron	2006
DC Naptha Bottoms	Arsenic	C6F290234001	1	0.5	mg/L	U	1			Hebron	2006
DC Naptha Bottoms	Arsenic	C6F290236001	1	0.5	mg/L	U	1			Hebron	2006

DC Naptha Bottoms	Arsenic	C6G070307001	1	0.5	mg/L	U	1			Hebron	2006
DC Naptha Bottoms	Arsenic	C6G070310001	1	0.5	mg/L	U	1			Hebron	2006
DC Naptha Bottoms	Arsenic	C6G130367001	1	0.5	mg/L	U	1			Hebron	2006
DC Naptha Bottoms	Arsenic	C6G140261001	1	0.5	mg/L	U	1			Hebron	2006
DC Naptha Bottoms	Arsenic	C6H280124001	1	0.5	mg/L	U	1			Macon	2006
DC Naptha Bottoms	Arsenic	C7C270250001	1	0.5	mg/L	U	1			Hebron	2007
DC Naptha Bottoms	Arsenic	C7C270254001	1	0.5	mg/L	U	1			Hebron	2007
DC Naptha Bottoms	Arsenic	C7C290231001	1	0.5	mg/L	U	1			Hebron	2007
DC Naptha Bottoms	Arsenic	C7C290233001	1	0.5	mg/L	U	1			Hebron	2007
DC Naptha Bottoms	Arsenic	C7C290234001	1	0.5	mg/L	U	1			Hebron	2007
DC Naptha Bottoms	Arsenic	C7C290237001	1	0.5	mg/L	U	1	25	38	Hebron	2007
DC Naptha Bottoms	Arsenic	C7C290242001	1	0.5	mg/L	U	1			Hebron	2007
DC Naptha Bottoms	Arsenic	C7I220125001	1	0.5	mg/L	U	1			Clackamas	2007
DC Naptha Bottoms	Arsenic	C8H010302001	1	0.5	mg/L	U	1			Chandler	2008
DC Naptha Bottoms	Arsenic	C9F060172001	1	0.5	mg/L	U	1			Sacramento	2009
DC Naptha Bottoms	Arsenic	C9H050282001	1	0.5	mg/L	U	1			Chandler	2009
DC Naptha Bottoms	Arsenic	C0G230575001	1	0.5	mg/L	U	1			Chandler	2010
DC Naptha Bottoms	Arsenic	C0I030626001	1	0.5	mg/L	U	1			Vinton	2010
DC Naptha Bottoms	Arsenic	180-33851-1	1	0.5	mg/L	U	1			Chandler	2014
DC Naptha Bottoms	Arsenic	180-46384-1	1	0.5	mg/L	U	1			Chandler	2015
DC Naptha Bottoms	Arsenic	180-57429-1	1	0.5	mg/L	U	1			Chandler	2016
DC Naptha Bottoms	Arsenic	180-64612-1	1	0.5	mg/L	U	1			Chandler	2017
DC Naptha Bottoms	Arsenic	C0J130551001	1	0.5	mg/L	U	1			Clackamas	2010
DC Naptha Bottoms	Arsenic	180-2704-1	1	0.5	mg/L	U	1			Chandler	2011
DC Naptha Bottoms	Barium	180-12753-1	0.041	0.041	mg/L	J	1			Chandler	2012
DC Naptha Bottoms	Barium	180-11339-1	0.067	0.067	mg/L	J	1			Santa Ana	2012
DC Naptha Bottoms	Barium	180-33851-1	0.098	0.098	mg/L	J	20			Chandler	2014
DC Naptha Bottoms	Barium	C9G160214001	0.2	0.1	mg/L	U	0.2			Santa Ana	2009
DC Naptha Bottoms	Barium	C9H150185002	0.2	0.1	mg/L	U	0.2			Clackamas	2009
DC Naptha Bottoms	Barium	180-2214-1	0.21	0.21	mg/L	J	1			Clackamas	2011
DC Naptha Bottoms	Barium	C6G130363001	2	1	mg/L	U	2			Hebron	2006
DC Naptha Bottoms	Barium	C6G130375001	2	1	mg/L	U	2			Hebron	2006
DC Naptha Bottoms	Barium	C7C270257001	2	1	mg/L	U	2			Hebron	2007
DC Naptha Bottoms	Barium	C7C270259001	2	1	mg/L	U	2			Hebron	2007
DC Naptha Bottoms	Barium	C7C270262002	2	1	mg/L	U	2			Hebron	2007
DC Naptha Bottoms	Barium	180-46384-1	1	1	mg/L	J	20			Chandler	2015
DC Naptha Bottoms	Barium	180-2704-1	1	1	mg/L	J B	20			Chandler	2011
DC Naptha Bottoms	Barium	180-57429-1	1.8	1.8	mg/L	J	20			Chandler	2016
DC Naptha Bottoms	Barium	180-64612-1	2.5	2.5	mg/L	J	20			Chandler	2017
DC Naptha Bottoms	Barium	C8H010296001	10	5	mg/L	U	10			Clackamas	2008
DC Naptha Bottoms	Barium	C6F290230001	20	10	mg/L	U	20			Hebron	2006
DC Naptha Bottoms	Barium	C6F290234001	20	10	mg/L	U	20			Hebron	2006
DC Naptha Bottoms	Barium	C6F290236001	20	10	mg/L	U	20			Hebron	2006
DC Naptha Bottoms	Barium	C6G070307001	20	10	mg/L	U	20			Hebron	2006
DC Naptha Bottoms	Barium	C6G070310001	20	10	mg/L	U	20			Hebron	2006
DC Naptha Bottoms	Barium	C6G130367001	20	10	mg/L	U	20			Hebron	2006
DC Naptha Bottoms	Barium	C6G140261001	20	10	mg/L	U	20			Hebron	2006
DC Naptha Bottoms	Barium	C6H280124001	20	10	mg/L	U	20			Macon	2006
DC Naptha Bottoms	Barium	C7C270250001	20	10	mg/L	U	20	25	38	Hebron	2007
DC Naptha Bottoms	Barium	C7C270254001	20	10	mg/L	U	20			Hebron	2007
DC Naptha Bottoms	Barium	C7C290231001	20	10	mg/L	U	20			Hebron	2007
DC Naptha Bottoms	Barium	C7C290233001	20	10	mg/L	U	20			Hebron	2007
DC Naptha Bottoms	Barium	C7C290234001	20	10	mg/L	U	20			Hebron	2007
DC Naptha Bottoms	Barium	C7C290237001	20	10	mg/L	U	20			Hebron	2007
DC Naptha Bottoms	Barium	C7C290242001	20	10	mg/L	U	20			Hebron	2007
DC Naptha Bottoms	Barium	C7I220125001	20	10	mg/L	U	20			Clackamas	2007
DC Naptha Bottoms	Barium	C8H010302001	20	10	mg/L	U	20			Chandler	2008
DC Naptha Bottoms	Barium	C9F060172001	20	10	mg/L	U	20			Sacramento	2009
DC Naptha Bottoms	Barium	C9H050282001	20	10	mg/L	U	20			Chandler	2009
DC Naptha Bottoms	Barium	C0G230575001	20	10	mg/L	U	20			Chandler	2010
DC Naptha Bottoms	Barium	C0I030626001	20	10	mg/L	U	20			Vinton	2010
DC Naptha Bottoms	Barium	C0J130551001	20	10	mg/L	U	20			Clackamas	2010

DC Naptha Bottoms	Benzene	C7C270257001	0.2	0.1	mg/L	U	0.2			Hebron	2007
DC Naptha Bottoms	Benzene	C7C270259001	0.2	0.1	mg/L	U	0.2			Hebron	2007
DC Naptha Bottoms	Benzene	C8H010296001	0.2	0.1	mg/L	U	0.2			Clackamas	2008
DC Naptha Bottoms	Benzene	C9G160214001	0.2	0.1	mg/L	U	0.2			Santa Ana	2009
DC Naptha Bottoms	Benzene	C9H150185002	0.2	0.1	mg/L	U	0.2			Clackamas	2009
DC Naptha Bottoms	Benzene	180-11339-1	0.2	0.1	mg/L	U	0.2			Santa Ana	2012
DC Naptha Bottoms	Benzene	180-12753-1	0.2	0.1	mg/L	U	0.2			Chandler	2012
DC Naptha Bottoms	Benzene	180-2214-1	0.2	0.1	mg/L	U	0.2			Clackamas	2011
DC Naptha Bottoms	Benzene	C7C290231001	0.25	0.125	mg/L	U	0.25			Hebron	2007
DC Naptha Bottoms	Benzene	C8H010302001	0.25	0.125	mg/L	U	0.25			Chandler	2008
DC Naptha Bottoms	Benzene	180-33851-1	0.25	0.125	mg/L	U	0.25			Chandler	2014
DC Naptha Bottoms	Benzene	C6F290230001	0.5	0.25	mg/L	U	0.5			Hebron	2006
DC Naptha Bottoms	Benzene	C6G070307001	0.5	0.25	mg/L	U	0.5			Hebron	2006
DC Naptha Bottoms	Benzene	C6G070310001	0.5	0.25	mg/L	U	0.5			Hebron	2006
DC Naptha Bottoms	Benzene	C6G130363001	0.5	0.25	mg/L	U	0.5			Hebron	2006
DC Naptha Bottoms	Benzene	C6G130367001	0.5	0.25	mg/L	U	0.5			Hebron	2006
DC Naptha Bottoms	Benzene	C6G140261001	0.5	0.25	mg/L	U	0.5			Hebron	2006
DC Naptha Bottoms	Benzene	C6H280124001	0.5	0.25	mg/L	U	0.5			Macon	2006
DC Naptha Bottoms	Benzene	C7C270250001	0.5	0.25	mg/L	U	0.5			Hebron	2007
DC Naptha Bottoms	Benzene	C7C270254001	0.5	0.25	mg/L	U	0.5			Hebron	2007
DC Naptha Bottoms	Benzene	C7C270262001	0.5	0.25	mg/L	U	0.5			Hebron	2007
DC Naptha Bottoms	Benzene	C7C290233001	0.5	0.25	mg/L	U	0.5			Hebron	2007
DC Naptha Bottoms	Benzene	C7C290234001	0.5	0.25	mg/L	U	0.5			Hebron	2007
DC Naptha Bottoms	Benzene	C7C290237001	0.5	0.25	mg/L	U	0.5			Hebron	2007
DC Naptha Bottoms	**Benzene**	**C7C290242001**	**0.5**	**0.25**	**mg/L**	**U**	**0.5**	**25**	**38**	**Hebron**	**2007**
DC Naptha Bottoms	Benzene	C7I220125001	0.5	0.25	mg/L	U	0.5			Clackamas	2007
DC Naptha Bottoms	Benzene	C9F060172001	0.5	0.25	mg/L	U	0.5			Sacramento	2009
DC Naptha Bottoms	Benzene	C9H050282001	0.5	0.25	mg/L	U	0.5			Chandler	2009
DC Naptha Bottoms	Benzene	C0G230575001	0.5	0.25	mg/L	U	0.5			Chandler	2010
DC Naptha Bottoms	Benzene	C0I030626001	0.5	0.25	mg/L	U	0.5			Vinton	2010
DC Naptha Bottoms	Benzene	180-46384-1	0.5	0.25	mg/L	U	0.5			Chandler	2015
DC Naptha Bottoms	Benzene	180-57429-1	0.5	0.25	mg/L	U	0.5			Chandler	2016
DC Naptha Bottoms	Benzene	180-64612-1	0.5	0.25	mg/L	U	0.5			Chandler	2017
DC Naptha Bottoms	Benzene	C0J130551001	0.5	0.25	mg/L	U	0.5			Clackamas	2010
DC Naptha Bottoms	Benzene	180-2704-1	0.5	0.25	mg/L	U	0.5			Chandler	2011
DC Naptha Bottoms	Benzene	C6G130375001	0.75	0.375	mg/L	U	0.75			Hebron	2006
DC Naptha Bottoms	Benzene	C6F290234001	12	6	mg/L	U	12			Hebron	2006
DC Naptha Bottoms	Benzene	C6F290236001	12	6	mg/L	U	12			Hebron	2006
DC Naptha Bottoms	Cadmium	180-12753-1	0.0036	0.0036	mg/L	J	0.25			Chandler	2012
DC Naptha Bottoms	Cadmium	180-11339-1	0.0056	0.0056	mg/L	J	0.25			Santa Ana	2012
DC Naptha Bottoms	Cadmium	180-2214-1	0.0063	0.0063	mg/L	J	0.25			Clackamas	2011
DC Naptha Bottoms	Cadmium	C6G130363001	0.05	0.025	mg/L	U	0.05			Hebron	2006
DC Naptha Bottoms	Cadmium	C6G130375001	0.05	0.025	mg/L	U	0.05			Hebron	2006
DC Naptha Bottoms	Cadmium	C7C270257001	0.05	0.025	mg/L	U	0.05			Hebron	2007
DC Naptha Bottoms	Cadmium	C7C270259001	0.05	0.025	mg/L	U	0.05			Hebron	2007
DC Naptha Bottoms	Cadmium	C9G160214001	0.05	0.025	mg/L	U	0.05			Santa Ana	2009
DC Naptha Bottoms	Cadmium	C9H150185002	0.05	0.025	mg/L	U	0.05			Clackamas	2009
DC Naptha Bottoms	Cadmium	180-2704-1	0.035	0.035	mg/L	J	0.5			Chandler	2011
DC Naptha Bottoms	Cadmium	180-46384-1	0.037	0.037	mg/L	J	0.5			Chandler	2015
DC Naptha Bottoms	Cadmium	C8H010296001	0.1	0.05	mg/L	U	0.1			Clackamas	2008
DC Naptha Bottoms	Cadmium	C7C270262002	0.057	0.057	mg/L		0.05			Hebron	2007
DC Naptha Bottoms	Cadmium	180-57429-1	0.076	0.076	mg/L	J B	0.5			Chandler	2016
DC Naptha Bottoms	Cadmium	C6F290230001	0.5	0.25	mg/L	U	0.5			Hebron	2006
DC Naptha Bottoms	Cadmium	C6F290234001	0.5	0.25	mg/L	U	0.5			Hebron	2006
DC Naptha Bottoms	Cadmium	C6F290236001	0.5	0.25	mg/L	U	0.5			Hebron	2006
DC Naptha Bottoms	Cadmium	C6G070307001	0.5	0.25	mg/L	U	0.5			Hebron	2006
DC Naptha Bottoms	Cadmium	C6G070310001	0.5	0.25	mg/L	U	0.5			Hebron	2006
DC Naptha Bottoms	Cadmium	C6G130367001	0.5	0.25	mg/L	U	0.5			Hebron	2006
DC Naptha Bottoms	Cadmium	C6G140261001	0.5	0.25	mg/L	U	0.5			Hebron	2006
DC Naptha Bottoms	Cadmium	C6H280124001	0.5	0.25	mg/L	U	0.5			Macon	2006
DC Naptha Bottoms	Cadmium	C7C270250001	0.5	0.25	mg/L	U	0.5			Hebron	2007
DC Naptha Bottoms	Cadmium	C7C270254001	0.5	0.25	mg/L	U	0.5			Hebron	2007

DC Naptha Bottoms	Cadmium	C7C290231001	0.5	0.25	mg/L	U	0.5	25	38	Hebron	2007
DC Naptha Bottoms	Cadmium	C7C290233001	0.5	0.25	mg/L	U	0.5			Hebron	2007
DC Naptha Bottoms	Cadmium	C7C290234001	0.5	0.25	mg/L	U	0.5			Hebron	2007
DC Naptha Bottoms	Cadmium	C7C290237001	0.5	0.25	mg/L	U	0.5			Hebron	2007
DC Naptha Bottoms	Cadmium	C7C290242001	0.5	0.25	mg/L	U	0.5			Hebron	2007
DC Naptha Bottoms	Cadmium	C7I220125001	0.5	0.25	mg/L	U	0.5			Clackamas	2007
DC Naptha Bottoms	Cadmium	C8H010302001	0.5	0.25	mg/L	U	0.5			Chandler	2008
DC Naptha Bottoms	Cadmium	C9F060172001	0.5	0.25	mg/L	U	0.5			Sacramento	2009
DC Naptha Bottoms	Cadmium	C9H050282001	0.5	0.25	mg/L	U	0.5			Chandler	2009
DC Naptha Bottoms	Cadmium	C0G230575001	0.5	0.25	mg/L	U	0.5			Chandler	2010
DC Naptha Bottoms	Cadmium	C0I030626001	0.5	0.25	mg/L	U	0.5			Vinton	2010
DC Naptha Bottoms	Cadmium	180-33851-1	0.5	0.25	mg/L	U	0.5			Chandler	2014
DC Naptha Bottoms	Cadmium	180-64612-1	0.5	0.25	mg/L	U	0.5			Chandler	2017
DC Naptha Bottoms	Cadmium	C0J130551001	0.5	0.25	mg/L	U	0.5			Clackamas	2010
DC Naptha Bottoms	Carbon Tetrachloride	C7C270257001	0.2	0.1	mg/L	U	0.2			Hebron	2007
DC Naptha Bottoms	Carbon Tetrachloride	C7C270259001	0.2	0.1	mg/L	U	0.2			Hebron	2007
DC Naptha Bottoms	Carbon Tetrachloride	C8H010296001	0.2	0.1	mg/L	U	0.2			Clackamas	2008
DC Naptha Bottoms	Carbon Tetrachloride	C9G160214001	0.2	0.1	mg/L	U	0.2			Santa Ana	2009
DC Naptha Bottoms	Carbon Tetrachloride	C9H150185002	0.2	0.1	mg/L	U	0.2			Clackamas	2009
DC Naptha Bottoms	Carbon Tetrachloride	180-11339-1	0.2	0.1	mg/L	U	0.2			Santa Ana	2012
DC Naptha Bottoms	Carbon Tetrachloride	180-12753-1	0.2	0.1	mg/L	U	0.2			Chandler	2012
DC Naptha Bottoms	Carbon Tetrachloride	180-2214-1	0.2	0.1	mg/L	U	0.2			Clackamas	2011
DC Naptha Bottoms	Carbon Tetrachloride	C7C290231001	0.25	0.125	mg/L	U	0.25			Hebron	2007
DC Naptha Bottoms	Carbon Tetrachloride	C8H010302001	0.25	0.125	mg/L	U	0.25			Chandler	2008
DC Naptha Bottoms	Carbon Tetrachloride	180-33851-1	0.25	0.125	mg/L	U	0.25			Chandler	2014
DC Naptha Bottoms	Carbon Tetrachloride	C6F290230001	0.5	0.25	mg/L	U	0.5			Hebron	2006
DC Naptha Bottoms	Carbon Tetrachloride	C6G070307001	0.5	0.25	mg/L	U	0.5			Hebron	2006
DC Naptha Bottoms	Carbon Tetrachloride	C6G070310001	0.5	0.25	mg/L	U	0.5			Hebron	2006
DC Naptha Bottoms	Carbon Tetrachloride	C6G130363001	0.5	0.25	mg/L	U	0.5			Hebron	2006
DC Naptha Bottoms	Carbon Tetrachloride	C6G130367001	0.5	0.25	mg/L	U	0.5			Hebron	2006
DC Naptha Bottoms	Carbon Tetrachloride	C6G140261001	0.5	0.25	mg/L	U	0.5			Hebron	2006
DC Naptha Bottoms	Carbon Tetrachloride	C6H280124001	0.5	0.25	mg/L	U	0.5			Macon	2006
DC Naptha Bottoms	Carbon Tetrachloride	C7C270250001	0.5	0.25	mg/L	U	0.5			Hebron	2007
DC Naptha Bottoms	Carbon Tetrachloride	C7C270254001	0.5	0.25	mg/L	U	0.5			Hebron	2007
DC Naptha Bottoms	Carbon Tetrachloride	C7C270262001	0.5	0.25	mg/L	U	0.5			Hebron	2007
DC Naptha Bottoms	Carbon Tetrachloride	C7C290233001	0.5	0.25	mg/L	U	0.5			Hebron	2007
DC Naptha Bottoms	Carbon Tetrachloride	C7C290234001	0.5	0.25	mg/L	U	0.5			Hebron	2007
DC Naptha Bottoms	Carbon Tetrachloride	C7C290237001	0.5	0.25	mg/L	U	0.5			Hebron	2007
DC Naptha Bottoms	**Carbon Tetrachloride**	**C7C290242001**	**0.5**	**0.25**	**mg/L**	**U**	**0.5**	**25**	**38**	**Hebron**	**2007**
DC Naptha Bottoms	Carbon Tetrachloride	C7I220125001	0.5	0.25	mg/L	U	0.5			Clackamas	2007
DC Naptha Bottoms	Carbon Tetrachloride	C9F060172001	0.5	0.25	mg/L	U	0.5			Sacramento	2009
DC Naptha Bottoms	Carbon Tetrachloride	C9H050282001	0.5	0.25	mg/L	U	0.5			Chandler	2009
DC Naptha Bottoms	Carbon Tetrachloride	C0G230575001	0.5	0.25	mg/L	U	0.5			Chandler	2010
DC Naptha Bottoms	Carbon Tetrachloride	C0I030626001	0.5	0.25	mg/L	U	0.5			Vinton	2010
DC Naptha Bottoms	Carbon Tetrachloride	180-46384-1	0.5	0.25	mg/L	U	0.5			Chandler	2015
DC Naptha Bottoms	Carbon Tetrachloride	180-57429-1	0.5	0.25	mg/L	U	0.5			Chandler	2016
DC Naptha Bottoms	Carbon tetrachloride	180-64612-1	0.5	0.25	mg/L	U	0.5			Chandler	2017
DC Naptha Bottoms	Carbon Tetrachloride	C0J130551001	0.5	0.25	mg/L	U	0.5			Clackamas	2010
DC Naptha Bottoms	Carbon Tetrachloride	180-2704-1	0.5	0.25	mg/L	U	0.5			Chandler	2011
DC Naptha Bottoms	Carbon Tetrachloride	C6G130375001	0.75	0.375	mg/L	U	0.75			Hebron	2006
DC Naptha Bottoms	Carbon Tetrachloride	C6F290234001	12	6	mg/L	U	12			Hebron	2006
DC Naptha Bottoms	Carbon Tetrachloride	C6F290236001	12	6	mg/L	U	12			Hebron	2006
DC Naptha Bottoms	Chlorobenzene	C7C270257001	0.2	0.1	mg/L	U	0.2			Hebron	2007
DC Naptha Bottoms	Chlorobenzene	C7C270259001	0.2	0.1	mg/L	U	0.2			Hebron	2007
DC Naptha Bottoms	Chlorobenzene	C8H010296001	0.2	0.1	mg/L	U	0.2			Clackamas	2008
DC Naptha Bottoms	Chlorobenzene	C9G160214001	0.2	0.1	mg/L	U	0.2			Santa Ana	2009
DC Naptha Bottoms	Chlorobenzene	C9H150185002	0.2	0.1	mg/L	U	0.2			Clackamas	2009
DC Naptha Bottoms	Chlorobenzene	180-11339-1	0.2	0.1	mg/L	U	0.2			Santa Ana	2012
DC Naptha Bottoms	Chlorobenzene	180-12753-1	0.2	0.1	mg/L	U	0.2			Chandler	2012
DC Naptha Bottoms	Chlorobenzene	180-2214-1	0.2	0.1	mg/L	U	0.2			Clackamas	2011
DC Naptha Bottoms	Chlorobenzene	C7C290231001	0.25	0.125	mg/L	U	0.25			Hebron	2007
DC Naptha Bottoms	Chlorobenzene	C8H010302001	0.25	0.125	mg/L	U	0.25			Chandler	2008

DC Naptha Bottoms	Chlorobenzene	180-33851-1	0.25	0.125	mg/L	U	0.25			Chandler	2014
DC Naptha Bottoms	Chlorobenzene	C6F290230001	0.5	0.25	mg/L	U	0.5			Hebron	2006
DC Naptha Bottoms	Chlorobenzene	C6G070307001	0.5	0.25	mg/L	U	0.5			Hebron	2006
DC Naptha Bottoms	Chlorobenzene	C6G070310001	0.5	0.25	mg/L	U	0.5			Hebron	2006
DC Naptha Bottoms	Chlorobenzene	C6G130363001	0.5	0.25	mg/L	U	0.5			Hebron	2006
DC Naptha Bottoms	Chlorobenzene	C6G130367001	0.5	0.25	mg/L	U	0.5			Hebron	2006
DC Naptha Bottoms	Chlorobenzene	C6G140261001	0.5	0.25	mg/L	U	0.5			Hebron	2006
DC Naptha Bottoms	Chlorobenzene	C6H280124001	0.5	0.25	mg/L	U	0.5			Macon	2006
DC Naptha Bottoms	Chlorobenzene	C7C270250001	0.5	0.25	mg/L	U	0.5			Hebron	2007
DC Naptha Bottoms	Chlorobenzene	C7C270254001	0.5	0.25	mg/L	U	0.5			Hebron	2007
DC Naptha Bottoms	Chlorobenzene	C7C270262001	0.5	0.25	mg/L	U	0.5			Hebron	2007
DC Naptha Bottoms	Chlorobenzene	C7C290233001	0.5	0.25	mg/L	U	0.5			Hebron	2007
DC Naptha Bottoms	Chlorobenzene	C7C290234001	0.5	0.25	mg/L	U	0.5			Hebron	2007
DC Naptha Bottoms	Chlorobenzene	C7C290237001	0.5	0.25	mg/L	U	0.5			Hebron	2007
DC Naptha Bottoms	**Chlorobenzene**	**C7C290242001**	**0.5**	**0.25**	**mg/L**	**U**	**0.5**	**25**	**38**	**Hebron**	**2007**
DC Naptha Bottoms	Chlorobenzene	C7I220125001	0.5	0.25	mg/L	U	0.5			Clackamas	2007
DC Naptha Bottoms	Chlorobenzene	C9F060172001	0.5	0.25	mg/L	U	0.5			Sacramento	2009
DC Naptha Bottoms	Chlorobenzene	C9H050282001	0.5	0.25	mg/L	U	0.5			Chandler	2009
DC Naptha Bottoms	Chlorobenzene	C0G230575001	0.5	0.25	mg/L	U	0.5			Chandler	2010
DC Naptha Bottoms	Chlorobenzene	180-46384-1	0.5	0.25	mg/L	U	0.5			Chandler	2015
DC Naptha Bottoms	Chlorobenzene	180-57429-1	0.5	0.25	mg/L	U	0.5			Chandler	2016
DC Naptha Bottoms	Chlorobenzene	180-64612-1	0.5	0.25	mg/L	U	0.5			Chandler	2017
DC Naptha Bottoms	Chlorobenzene	C0J130551001	0.5	0.25	mg/L	U	0.5			Clackamas	2010
DC Naptha Bottoms	Chlorobenzene	180-2704-1	0.5	0.25	mg/L	U	0.5			Chandler	2011
DC Naptha Bottoms	Chlorobenzene	C6G130375001	0.75	0.375	mg/L	U	0.75			Hebron	2006
DC Naptha Bottoms	Chlorobenzene	C6F290234001	12	6	mg/L	U	12			Hebron	2006
DC Naptha Bottoms	Chlorobenzene	C6F290236001	12	6	mg/L	U	12			Hebron	2006
DC Naptha Bottoms	Chlorobenzene	C0I030626001	6.4	6.4	mg/L		0.5			Vinton	2010
DC Naptha Bottoms	Chloroform	C7C270257001	0.2	0.1	mg/L	U	0.2			Hebron	2007
DC Naptha Bottoms	Chloroform	C7C270259001	0.2	0.1	mg/L	U	0.2			Hebron	2007
DC Naptha Bottoms	Chloroform	C8H010296001	0.2	0.1	mg/L	U	0.2			Clackamas	2008
DC Naptha Bottoms	Chloroform	C9G160214001	0.2	0.1	mg/L	U	0.2			Santa Ana	2009
DC Naptha Bottoms	Chloroform	C9H150185002	0.2	0.1	mg/L	U	0.2			Clackamas	2009
DC Naptha Bottoms	Chloroform	180-11339-1	0.2	0.1	mg/L	U	0.2			Santa Ana	2012
DC Naptha Bottoms	Chloroform	180-12753-1	0.2	0.1	mg/L	U	0.2			Chandler	2012
DC Naptha Bottoms	Chloroform	180-2214-1	0.2	0.1	mg/L	U	0.2			Clackamas	2011
DC Naptha Bottoms	Chloroform	C6G130363001	0.5	0.25	mg/L	U	0.5			Hebron	2006
DC Naptha Bottoms	Chloroform	C6G130375001	0.75	0.375	mg/L	U	0.75			Hebron	2006
DC Naptha Bottoms	Chloroform	C7C290231001	1	0.5	mg/L	U	1			Hebron	2007
DC Naptha Bottoms	Chloroform	C8H010302001	1	0.5	mg/L	U	1			Chandler	2008
DC Naptha Bottoms	Chloroform	180-33851-1	1	0.5	mg/L	U	1			Chandler	2014
DC Naptha Bottoms	Chloroform	C6F290230001	2	1	mg/L	U	2			Hebron	2006
DC Naptha Bottoms	Chloroform	C6G070307001	2	1	mg/L	U	2			Hebron	2006
DC Naptha Bottoms	Chloroform	C6G070310001	2	1	mg/L	U	2			Hebron	2006
DC Naptha Bottoms	Chloroform	C6G130367001	2	1	mg/L	U	2			Hebron	2006
DC Naptha Bottoms	Chloroform	C6G140261001	2	1	mg/L	U	2			Hebron	2006
DC Naptha Bottoms	Chloroform	C6H280124001	2	1	mg/L	U	2			Macon	2006
DC Naptha Bottoms	Chloroform	C7C270250001	2	1	mg/L	U	2			Hebron	2007
DC Naptha Bottoms	Chloroform	C7C270254001	2	1	mg/L	U	2			Hebron	2007
DC Naptha Bottoms	Chloroform	C7C270262001	2	1	mg/L	U	2			Hebron	2007
DC Naptha Bottoms	Chloroform	C7C290233001	2	1	mg/L	U	2			Hebron	2007
DC Naptha Bottoms	Chloroform	C7C290234001	2	1	mg/L	U	2			Hebron	2007
DC Naptha Bottoms	**Chloroform**	**C7C290237001**	**2**	**1**	**mg/L**	**U**	**2**	**25**	**38**	**Hebron**	**2007**
DC Naptha Bottoms	Chloroform	C7C290242001	2	1	mg/L	U	2			Hebron	2007
DC Naptha Bottoms	Chloroform	C7I220125001	2	1	mg/L	U	2			Clackamas	2007
DC Naptha Bottoms	Chloroform	C9F060172001	2	1	mg/L	U	2			Sacramento	2009
DC Naptha Bottoms	Chloroform	C0G230575001	2	1	mg/L	U	2			Chandler	2010
DC Naptha Bottoms	Chloroform	C0I030626001	2	1	mg/L	U	2			Vinton	2010
DC Naptha Bottoms	Chloroform	180-46384-1	2	1	mg/L	U	2			Chandler	2015
DC Naptha Bottoms	Chloroform	180-57429-1	2	1	mg/L	U	2			Chandler	2016
DC Naptha Bottoms	Chloroform	180-64612-1	2	1	mg/L	U	2			Chandler	2017
DC Naptha Bottoms	Chloroform	C0J130551001	2	1	mg/L	U	2			Clackamas	2010

DC Naptha Bottoms	Chloroform	180-2704-1	2	1	mg/L	U	2			Chandler	2011
DC Naptha Bottoms	Chloroform	C9H050282001	4.4	4.4	mg/L		2			Chandler	2009
DC Naptha Bottoms	Chloroform	C6F290234001	50	25	mg/L	U	50			Hebron	2006
DC Naptha Bottoms	Chloroform	C6F290236001	50	25	mg/L	U	50			Hebron	2006
DC Naptha Bottoms	Chromium	180-12753-1	0.014	0.014	mg/L	J	0.25			Chandler	2012
DC Naptha Bottoms	Chromium	180-2214-1	0.019	0.019	mg/L	J	0.25			Clackamas	2011
DC Naptha Bottoms	Chromium	C6G130375001	0.05	0.025	mg/L	U	0.05			Hebron	2006
DC Naptha Bottoms	Chromium	C7C270257001	0.05	0.025	mg/L	U	0.05			Hebron	2007
DC Naptha Bottoms	Chromium	C7C270259001	0.05	0.025	mg/L	U	0.05			Hebron	2007
DC Naptha Bottoms	Chromium	C6G130363001	0.065	0.065	mg/L		0.05			Hebron	2006
DC Naptha Bottoms	Chromium	180-11339-1	0.084	0.084	mg/L	J	0.25			Santa Ana	2012
DC Naptha Bottoms	Chromium	C9G160214001	0.14	0.14	mg/L		0.05			Santa Ana	2009
DC Naptha Bottoms	Chromium	C9H150185002	0.17	0.17	mg/L		0.05			Clackamas	2009
DC Naptha Bottoms	Chromium	C7C290231001	0.5	0.25	mg/L	U	0.5			Hebron	2007
DC Naptha Bottoms	Chromium	C8H010296001	0.5	0.25	mg/L	U	0.5			Clackamas	2008
DC Naptha Bottoms	Chromium	C8H010302001	0.5	0.25	mg/L	U	0.5			Chandler	2008
DC Naptha Bottoms	Chromium	180-33851-1	0.5	0.25	mg/L	U	0.5			Chandler	2014
DC Naptha Bottoms	Chromium	C6F290234001	1	1	mg/L		0.5			Hebron	2006
DC Naptha Bottoms	Chromium	C6G070307001	1.1	1.1	mg/L		0.5			Hebron	2006
DC Naptha Bottoms	Chromium	C6F290236001	2	2	mg/L		0.5			Hebron	2006
DC Naptha Bottoms	Chromium	180-2704-1	2.2	2.2	mg/L	B	0.5			Chandler	2011
DC Naptha Bottoms	Chromium	180-46384-1	3.8	3.8	mg/L		0.5			Chandler	2015
DC Naptha Bottoms	Chromium	C7C290242001	5	5	mg/L		0.5			Hebron	2007
DC Naptha Bottoms	Chromium	C9F060172001	5.7	5.7	mg/L		0.5			Sacramento	2009
DC Naptha Bottoms	Chromium	C7C270254001	6.2	6.2	mg/L		0.5			Hebron	2007
DC Naptha Bottoms	Chromium	180-57429-1	7.1	7.1	mg/L	B	0.5			Chandler	2016
DC Naptha Bottoms	Chromium	C7C290237001	7.6	7.6	mg/L		0.5			Hebron	2007
DC Naptha Bottoms	Chromium	C7C290233001	7.7	7.7	mg/L		0.5			Hebron	2007
DC Naptha Bottoms	Chromium	C6H280124001	8.1	8.1	mg/L		0.5	25	38	Macon	2006
DC Naptha Bottoms	Chromium	C0G230575001	8.1	8.1	mg/L		0.5			Chandler	2010
DC Naptha Bottoms	Chromium	C0I030626001	8.2	8.2	mg/L		0.5			Vinton	2010
DC Naptha Bottoms	Chromium	C7C270262002	8.6	8.6	mg/L		0.05			Hebron	2007
DC Naptha Bottoms	Chromium	C7C290234001	9.5	9.5	mg/L		0.5			Hebron	2007
DC Naptha Bottoms	Chromium	C7C270250001	12.4	12.4	mg/L		0.5			Hebron	2007
DC Naptha Bottoms	Chromium	C6G140261001	12.6	12.6	mg/L		0.5			Hebron	2006
DC Naptha Bottoms	Chromium	C0J130551001	14.5	14.5	mg/L		0.5			Clackamas	2010
DC Naptha Bottoms	Chromium	C6G070310001	15.6	15.6	mg/L		0.5			Hebron	2006
DC Naptha Bottoms	Chromium	C7I220125001	16.2	16.2	mg/L		0.5			Clackamas	2007
DC Naptha Bottoms	Chromium	C9H050282001	16.5	16.5	mg/L		0.5			Chandler	2009
DC Naptha Bottoms	Chromium	C6G130367001	18.4	18.4	mg/L		0.5			Hebron	2006
DC Naptha Bottoms	Chromium	C6F290230001	22.1	22.1	mg/L		0.5			Hebron	2006
DC Naptha Bottoms	Chromium	180-64612-1	31	31	mg/L		0.5			Chandler	2017
DC Naptha Bottoms	Flashpoint	C6F290230001	>200	201	Degrees F					Hebron	2006
DC Naptha Bottoms	Flashpoint	C7I220125001	>200	201	Degrees F					Clackamas	2007
DC Naptha Bottoms	Flashpoint	C0I030626001	>200	201	Degrees F					Vinton	2010
DC Naptha Bottoms	Flashpoint	180-2214-1	>140	141	Degrees F					Clackamas	2011
DC Naptha Bottoms	Flashpoint	180-2704-1	>140	141	Degrees F					Chandler	2011
DC Naptha Bottoms	Flashpoint	180-46384-2	>140	>140	Degrees F					Chandler	2015
DC Naptha Bottoms	Flashpoint	C7C270259001	189	189	Degrees F					Hebron	2007
DC Naptha Bottoms	Flashpoint	C7C270257001	175	175	Degrees F					Hebron	2007
DC Naptha Bottoms	Flashpoint	C6H280124001	173	173	Degrees F					Macon	2006
DC Naptha Bottoms	Flashpoint	C9H150185001	165	165	Degrees F					Clackamas	2009
DC Naptha Bottoms	Flashpoint	180-57429-1	163	163	Degrees F		1			Chandler	2016
DC Naptha Bottoms	Flashpoint	180-64612-1	162	162	Degrees F		1			Chandler	2017
DC Naptha Bottoms	Flashpoint	C9H050282001	155	155	Degrees F					Chandler	2009
DC Naptha Bottoms	Flashpoint	C7C270262001	152	152	Degrees F					Hebron	2007
DC Naptha Bottoms	Flashpoint	180-33851-1	150	150	Degrees F					Chandler	2014
DC Naptha Bottoms	Flashpoint	C0G230575001	148	148	Degrees F			25	38	Chandler	2010
DC Naptha Bottoms	Flashpoint	C7C290237001	146	146	Degrees F					Hebron	2007
DC Naptha Bottoms	Flashpoint	C9F060172001	145	145	Degrees F					Sacramento	2009
DC Naptha Bottoms	Flashpoint	C6G070307001	143	143	Degrees F					Hebron	2006
DC Naptha Bottoms	Flashpoint	C6G130363001	142	142	Degrees F					Hebron	2006

DC Naptha Bottoms	Flashpoint	C8H010296001	141	141	Degrees F					Clackamas	2008
DC Naptha Bottoms	Flashpoint	C9G160214001	141	141	Degrees F					Santa Ana	2009
DC Naptha Bottoms	Flashpoint	180-11339-1	141	141	Degrees F					Santa Ana	2012
DC Naptha Bottoms	Flashpoint	180-12753-1	141	141	Degrees F					Chandler	2012
DC Naptha Bottoms	Flashpoint	C6G140261001	140	140	Degrees F					Hebron	2006
DC Naptha Bottoms	Flashpoint	C7C270250001	140	140	Degrees F					Hebron	2007
DC Naptha Bottoms	Flashpoint	C6G070310001	138	138	Degrees F					Hebron	2006
DC Naptha Bottoms	Flashpoint	C6G130375001	138	138	Degrees F					Hebron	2006
DC Naptha Bottoms	Flashpoint	C7C290231001	138	138	Degrees F					Hebron	2007
DC Naptha Bottoms	Flashpoint	C7C270254001	136	136	Degrees F					Hebron	2007
DC Naptha Bottoms	Flashpoint	C0J130551001	134	134	Degrees F					Clackamas	2010
DC Naptha Bottoms	Flashpoint	C7C290234001	129	129	Degrees F					Hebron	2007
DC Naptha Bottoms	Flashpoint	C6F290234001	128	128	Degrees F					Hebron	2006
DC Naptha Bottoms	Flashpoint	C6F290236001	124	124	Degrees F					Hebron	2006
DC Naptha Bottoms	Flashpoint	C8H010302001	123	123	Degrees F					Chandler	2008
DC Naptha Bottoms	Flashpoint	C7C290242001	110	110	Degrees F					Hebron	2007
DC Naptha Bottoms	Flashpoint	C7C290233001	93	93	Degrees F					Hebron	2007
DC Naptha Bottoms	Flashpoint	C6G130367001	70	70	Degrees F					Hebron	2006
DC Naptha Bottoms	Hexachlorobenzene	C6F290236001	0.025	0.0125	mg/L	U	0.025			Hebron	2006
DC Naptha Bottoms	Hexachlorobenzene	C7C290231001	0.025	0.0125	mg/L	U	0.025			Hebron	2007
DC Naptha Bottoms	Hexachlorobenzene	C6G130363001	0.05	0.025	mg/L	U	0.05			Hebron	2006
DC Naptha Bottoms	Hexachlorobenzene	C6G130375001	0.05	0.025	mg/L	U	0.05			Hebron	2006
DC Naptha Bottoms	Hexachlorobenzene	C7C270257001	0.05	0.025	mg/L	U	0.05			Hebron	2007
DC Naptha Bottoms	Hexachlorobenzene	C7C270259001	0.05	0.025	mg/L	U	0.05			Hebron	2007
DC Naptha Bottoms	Hexachlorobenzene	C8H010296001	0.05	0.025	mg/L	U	0.05			Clackamas	2008
DC Naptha Bottoms	Hexachlorobenzene	C9H150185002	0.05	0.025	mg/L	U	0.05			Clackamas	2009
DC Naptha Bottoms	Hexachlorobenzene	180-12753-1	0.05	0.025	mg/L	U	0.05			Chandler	2012
DC Naptha Bottoms	Hexachlorobenzene	180-2214-1	0.05	0.025	mg/L	U	0.05			Clackamas	2011
DC Naptha Bottoms	Hexachlorobenzene	C7I220125001	0.1	0.05	mg/L	U	0.1			Clackamas	2007
DC Naptha Bottoms	Hexachlorobenzene	C8H010302001	0.1	0.05	mg/L	U	0.1			Chandler	2008
DC Naptha Bottoms	Hexachlorobenzene	C9F060172001	0.1	0.05	mg/L	U	0.1			Sacramento	2009
DC Naptha Bottoms	Hexachlorobenzene	C9H050282001	0.1	0.05	mg/L	U	0.1			Chandler	2009
DC Naptha Bottoms	Hexachlorobenzene	C0G230575001	0.1	0.05	mg/L	U	0.1			Chandler	2010
DC Naptha Bottoms	Hexachlorobenzene	C0I030626001	0.1	0.05	mg/L	U	0.1			Vinton	2010
DC Naptha Bottoms	Hexachlorobenzene	C0J130551001	0.1	0.05	mg/L	U	0.1			Clackamas	2010
DC Naptha Bottoms	Hexachlorobenzene	180-33851-1	0.13	0.065	mg/L	U	0.13			Chandler	2014
DC Naptha Bottoms	Hexachlorobenzene	180-46384-1	0.13	0.065	mg/L	U	0.13			Chandler	2015
DC Naptha Bottoms	Hexachlorobenzene	180-57429-1	0.13	0.065	mg/L	U	0.13			Chandler	2016
DC Naptha Bottoms	Hexachlorobenzene	180-64612-1	0.13	0.065	mg/L	U	0.13			Chandler	2017
DC Naptha Bottoms	Hexachlorobenzene	C6F290230001	20	10	mg/L	U	20			Hebron	2006
DC Naptha Bottoms	Hexachlorobenzene	C6F290234001	20	10	mg/L	U	20			Hebron	2006
DC Naptha Bottoms	Hexachlorobenzene	C6G070307001	20	10	mg/L	U	20	24	36	Hebron	2006
DC Naptha Bottoms	Hexachlorobenzene	C6G070310001	20	10	mg/L	U	20			Hebron	2006
DC Naptha Bottoms	Hexachlorobenzene	C6G130367001	20	10	mg/L	U	20			Hebron	2006
DC Naptha Bottoms	Hexachlorobenzene	C6G140261001	20	10	mg/L	U	20			Hebron	2006
DC Naptha Bottoms	Hexachlorobenzene	C6H280124001	20	10	mg/L	U	20			Macon	2006
DC Naptha Bottoms	Hexachlorobenzene	C7C270250001	20	10	mg/L	U	20			Hebron	2007
DC Naptha Bottoms	Hexachlorobenzene	C7C270254001	20	10	mg/L	U	20			Hebron	2007
DC Naptha Bottoms	Hexachlorobenzene	C7C270262002	20	10	mg/L	U	20			Hebron	2007
DC Naptha Bottoms	Hexachlorobenzene	C7C290233001	20	10	mg/L	U	20			Hebron	2007
DC Naptha Bottoms	Hexachlorobenzene	C7C290234001	20	10	mg/L	U	20			Hebron	2007
DC Naptha Bottoms	Hexachlorobenzene	C7C290237001	20	10	mg/L	U	20			Hebron	2007
DC Naptha Bottoms	Hexachlorobenzene	C7C290242001	20	10	mg/L	U	20			Hebron	2007
DC Naptha Bottoms	Hexachlorobenzene	180-2704-1	20	10	mg/L	U	20			Chandler	2011
DC Naptha Bottoms	Hexachlorobutadiene	C6G130363001	0.05	0.025	mg/L	U	0.05			Hebron	2006
DC Naptha Bottoms	Hexachlorobutadiene	C6G130375001	0.05	0.025	mg/L	U	0.05			Hebron	2006
DC Naptha Bottoms	Hexachlorobutadiene	C7C270257001	0.05	0.025	mg/L	U	0.05			Hebron	2007
DC Naptha Bottoms	Hexachlorobutadiene	C7C270259001	0.05	0.025	mg/L	U	0.05			Hebron	2007

DC Naptha Bottoms	Hexachlorobutadiene	C8H010296001	0.05	0.025	mg/L	U	0.05			Clackamas	2008
DC Naptha Bottoms	Hexachlorobutadiene	C9H150185002	0.05	0.025	mg/L	U	0.05			Clackamas	2009
DC Naptha Bottoms	Hexachlorobutadiene	180-12753-1	0.05	0.025	mg/L	U	0.05			Chandler	2012
DC Naptha Bottoms	Hexachlorobutadiene	180-2214-1	0.05	0.025	mg/L	U	0.05			Clackamas	2011
DC Naptha Bottoms	Hexachlorobutadiene	C6F290236001	0.1	0.05	mg/L	U	0.1			Hebron	2006
DC Naptha Bottoms	Hexachlorobutadiene	C7C290231001	0.1	0.05	mg/L	U	0.1			Hebron	2007
DC Naptha Bottoms	Hexachlorobutadiene	C7I220125001	0.1	0.05	mg/L	U	0.1			Clackamas	2007
DC Naptha Bottoms	Hexachlorobutadiene	C8H010302001	0.1	0.05	mg/L	U	0.1			Chandler	2008
DC Naptha Bottoms	Hexachlorobutadiene	C9F060172001	0.1	0.05	mg/L	U	0.1			Sacramento	2009
DC Naptha Bottoms	Hexachlorobutadiene	C9H050282001	0.1	0.05	mg/L	U	0.1			Chandler	2009
DC Naptha Bottoms	Hexachlorobutadiene	C0G230575001	0.1	0.05	mg/L	U	0.1			Chandler	2010
DC Naptha Bottoms	Hexachlorobutadiene	C0I030626001	0.1	0.05	mg/L	U	0.1			Vinton	2010
DC Naptha Bottoms	Hexachlorobutadiene	C0J130551001	0.1	0.05	mg/L	U	0.1			Clackamas	2010
DC Naptha Bottoms	Hexachlorobutadiene	180-33851-1	0.13	0.065	mg/L	U	0.13			Chandler	2014
DC Naptha Bottoms	Hexachlorobutadiene	180-46384-1	0.13	0.065	mg/L	U	0.13			Chandler	2015
DC Naptha Bottoms	Hexachlorobutadiene	180-57429-1	0.13	0.065	mg/L	U	0.13			Chandler	2016
DC Naptha Bottoms	Hexachlorobutadiene	180-64612-1	0.13	0.065	mg/L	U	0.13			Chandler	2017
DC Naptha Bottoms	Hexachlorobutadiene	C6F290230001	20	10	mg/L	U	20			Hebron	2006
DC Naptha Bottoms	Hexachlorobutadiene	C6F290234001	20	10	mg/L	U	20			Hebron	2006
DC Naptha Bottoms	Hexachlorobutadiene	C6G070307001	20	10	mg/L	U	20	24	36	Hebron	2006
DC Naptha Bottoms	Hexachlorobutadiene	C6G070310001	20	10	mg/L	U	20			Hebron	2006
DC Naptha Bottoms	Hexachlorobutadiene	C6G130367001	20	10	mg/L	U	20			Hebron	2006
DC Naptha Bottoms	Hexachlorobutadiene	C6G140261001	20	10	mg/L	U	20			Hebron	2006
DC Naptha Bottoms	Hexachlorobutadiene	C6H280124001	20	10	mg/L	U	20			Macon	2006
DC Naptha Bottoms	Hexachlorobutadiene	C7C270250001	20	10	mg/L	U	20			Hebron	2007
DC Naptha Bottoms	Hexachlorobutadiene	C7C270254001	20	10	mg/L	U	20			Hebron	2007
DC Naptha Bottoms	Hexachlorobutadiene	C7C270262002	20	10	mg/L	U	20			Hebron	2007
DC Naptha Bottoms	Hexachlorobutadiene	C7C290233001	20	10	mg/L	U	20			Hebron	2007
DC Naptha Bottoms	Hexachlorobutadiene	C7C290234001	20	10	mg/L	U	20			Hebron	2007
DC Naptha Bottoms	Hexachlorobutadiene	C7C290237001	20	10	mg/L	U	20			Hebron	2007
DC Naptha Bottoms	Hexachlorobutadiene	C7C290242001	20	10	mg/L	U	20			Hebron	2007
DC Naptha Bottoms	Hexachlorobutadiene	180-2704-1	20	10	mg/L	U	20			Chandler	2011
DC Naptha Bottoms	Hexachloroethane	C6G130363001	0.05	0.025	mg/L	U	0.05			Hebron	2006

DC Naptha Bottoms	Hexachloroethane	C7C270257001	0.05	0.025	mg/L	U	0.05			Hebron	2007
DC Naptha Bottoms	Hexachloroethane	C7C270259001	0.05	0.025	mg/L	U	0.05			Hebron	2007
DC Naptha Bottoms	Hexachloroethane	C8H010296001	0.05	0.025	mg/L	U	0.05			Clackamas	2008
DC Naptha Bottoms	Hexachloroethane	C9H150185002	0.05	0.025	mg/L	U	0.05			Clackamas	2009
DC Naptha Bottoms	Hexachloroethane	180-12753-1	0.05	0.025	mg/L	U	0.05			Chandler	2012
DC Naptha Bottoms	Hexachloroethane	180-2214-1	0.05	0.025	mg/L	U	0.05			Clackamas	2011
DC Naptha Bottoms	Hexachloroethane	C7I220125001	0.1	0.05	mg/L	U	0.1			Clackamas	2007
DC Naptha Bottoms	Hexachloroethane	C8H010302001	0.1	0.05	mg/L	U	0.1			Chandler	2008
DC Naptha Bottoms	Hexachloroethane	C9F060172001	0.1	0.05	mg/L	U	0.1			Sacramento	2009
DC Naptha Bottoms	Hexachloroethane	C9H050282001	0.1	0.05	mg/L	U	0.1			Chandler	2009
DC Naptha Bottoms	Hexachloroethane	C0G230575001	0.1	0.05	mg/L	U	0.1			Chandler	2010
DC Naptha Bottoms	Hexachloroethane	C0I030626001	0.1	0.05	mg/L	U	0.1			Vinton	2010
DC Naptha Bottoms	Hexachloroethane	C0J130551001	0.1	0.05	mg/L	U	0.1			Clackamas	2010
DC Naptha Bottoms	Hexachloroethane	180-33851-1	0.13	0.065	mg/L	U	0.13			Chandler	2014
DC Naptha Bottoms	Hexachloroethane	180-46384-1	0.13	0.065	mg/L	U	0.13			Chandler	2015
DC Naptha Bottoms	Hexachloroethane	180-57429-1	0.13	0.065	mg/L	U	0.13			Chandler	2016
DC Naptha Bottoms	Hexachloroethane	180-64612-1	0.13	0.065	mg/L	U	0.13			Chandler	2017
DC Naptha Bottoms	Hexachloroethane	C6G130375001	0.24	0.24	mg/L		0.05			Hebron	2006
DC Naptha Bottoms	Hexachloroethane	C6F290236001	1	0.5	mg/L	U	1			Hebron	2006
DC Naptha Bottoms	Hexachloroethane	C7C290231001	1	0.5	mg/L	U	1			Hebron	2007
DC Naptha Bottoms	Hexachloroethane	C6F290230001	20	10	mg/L	U	20			Hebron	2006
DC Naptha Bottoms	Hexachloroethane	C6F290234001	20	10	mg/L	U	20			Hebron	2006
DC Naptha Bottoms	**Hexachloroethane**	**C6G070307001**	**20**	**10**	**mg/L**	**U**	**20**	**24**	**36**	**Hebron**	**2006**
DC Naptha Bottoms	Hexachloroethane	C6G070310001	20	10	mg/L	U	20			Hebron	2006
DC Naptha Bottoms	Hexachloroethane	C6G130367001	20	10	mg/L	U	20			Hebron	2006
DC Naptha Bottoms	Hexachloroethane	C6G140261001	20	10	mg/L	U	20			Hebron	2006
DC Naptha Bottoms	Hexachloroethane	C6H280124001	20	10	mg/L	U	20			Macon	2006
DC Naptha Bottoms	Hexachloroethane	C7C270250001	20	10	mg/L	U	20			Hebron	2007
DC Naptha Bottoms	Hexachloroethane	C7C270254001	20	10	mg/L	U	20			Hebron	2007
DC Naptha Bottoms	Hexachloroethane	C7C270262002	20	10	mg/L	U	20			Hebron	2007
DC Naptha Bottoms	Hexachloroethane	C7C290233001	20	10	mg/L	U	20			Hebron	2007
DC Naptha Bottoms	Hexachloroethane	C7C290234001	20	10	mg/L	U	20			Hebron	2007
DC Naptha Bottoms	Hexachloroethane	C7C290237001	20	10	mg/L	U	20			Hebron	2007
DC Naptha Bottoms	Hexachloroethane	C7C290242001	20	10	mg/L	U	20			Hebron	2007
DC Naptha Bottoms	Hexachloroethane	180-2704-1	20	10	mg/L	U	20			Chandler	2011
DC Naptha Bottoms	Lead	C6G130375001	0.03	0.015	mg/L	U	0.03			Hebron	2006
DC Naptha Bottoms	Lead	C7C270259001	0.03	0.015	mg/L	U	0.03			Hebron	2007
DC Naptha Bottoms	Lead	180-12753-1	0.02	0.02	mg/L	J	0.25			Chandler	2012
DC Naptha Bottoms	Lead	180-11339-1	0.034	0.034	mg/L	J	0.25			Santa Ana	2012
DC Naptha Bottoms	Lead	C6G130363001	0.047	0.047	mg/L		0.03			Hebron	2006
DC Naptha Bottoms	Lead	180-2214-1	0.11	0.11	mg/L	J	0.25			Clackamas	2011
DC Naptha Bottoms	Lead	C6F290236001	0.3	0.15	mg/L	U	0.3			Hebron	2006
DC Naptha Bottoms	Lead	C7C290231001	0.3	0.15	mg/L	U	0.3			Hebron	2007
DC Naptha Bottoms	Lead	C8H010302001	0.3	0.15	mg/L	U	0.3			Chandler	2008
DC Naptha Bottoms	Lead	C8H010296001	0.5	0.25	mg/L	U	0.5			Clackamas	2008
DC Naptha Bottoms	Lead	C9G160214001	0.25	0.25	mg/L		0.05			Santa Ana	2009
DC Naptha Bottoms	Lead	C6F290234001	0.34	0.34	mg/L		0.3			Hebron	2006
DC Naptha Bottoms	Lead	C9H150185002	0.43	0.43	mg/L		0.05			Clackamas	2009
DC Naptha Bottoms	Lead	180-33851-1	1	0.5	mg/L	U	1			Chandler	2014
DC Naptha Bottoms	Lead	C6G070307001	0.59	0.59	mg/L		0.3			Hebron	2006
DC Naptha Bottoms	Lead	180-2704-1	0.63	0.63	mg/L		0.3			Chandler	2011
DC Naptha Bottoms	Lead	C7C270254001	0.95	0.95	mg/L		0.3			Hebron	2007
DC Naptha Bottoms	Lead	180-57429-1	1.2	1.2	mg/L		1			Chandler	2016
DC Naptha Bottoms	Lead	C7C270257001	1.3	1.3	mg/L		0.03			Hebron	2007
DC Naptha Bottoms	Lead	C7C290242001	1.3	1.3	mg/L		0.3			Hebron	2007
DC Naptha Bottoms	Lead	180-64612-1	1.3	1.3	mg/L		1			Chandler	2017
DC Naptha Bottoms	Lead	C9H050282001	1.5	1.5	mg/L		0.3			Chandler	2009
DC Naptha Bottoms	Lead	180-46384-1	1.5	1.5	mg/L		1			Chandler	2015
DC Naptha Bottoms	Lead	C7C270262002	1.6	1.6	mg/L		0.03			Hebron	2007
DC Naptha Bottoms	**Lead**	**C9F060172001**	**1.8**	**1.8**	**mg/L**		**0.3**	**25**	**38**	**Sacramento**	**2009**
DC Naptha Bottoms	Lead	C6H280124001	1.9	1.9	mg/L		0.3			Macon	2006
DC Naptha Bottoms	Lead	C7C290233001	2.3	2.3	mg/L		0.3			Hebron	2007

DC Naptha Bottoms	Lead	C6G070310001	3.4	3.4	mg/L		0.3			Hebron	2006
DC Naptha Bottoms	Lead	C7C270250001	3.5	3.5	mg/L		0.3			Hebron	2007
DC Naptha Bottoms	Lead	C0G230575001	4	4	mg/L		0.3			Chandler	2010
DC Naptha Bottoms	Lead	C6G130367001	4.3	4.3	mg/L		0.3			Hebron	2006
DC Naptha Bottoms	Lead	C7C290234001	7.2	7.2	mg/L		0.3			Hebron	2007
DC Naptha Bottoms	Lead	C6F290230001	7.9	7.9	mg/L		0.3			Hebron	2006
DC Naptha Bottoms	Lead	C7C290237001	10.1	10.1	mg/L		0.3			Hebron	2007
DC Naptha Bottoms	Lead	C6G140261001	21.7	21.7	mg/L		0.3			Hebron	2006
DC Naptha Bottoms	Lead	C0I030626001	22.4	22.4	mg/L		0.3			Vinton	2010
DC Naptha Bottoms	Lead	C0J130551001	27.5	27.5	mg/L		0.3			Clackamas	2010
DC Naptha Bottoms	Lead	C7I220125001	172	172	mg/L		0.3			Clackamas	2007
DC Naptha Bottoms	Mercury	C8H010296001	0.0002	0.0001	mg/L	U	0.0002			Clackamas	2008
DC Naptha Bottoms	Mercury	C9G160214001	0.0002	0.0001	mg/L	U	0.0002			Santa Ana	2009
DC Naptha Bottoms	Mercury	C9H150185002	0.0002	0.0001	mg/L	U	0.0002			Clackamas	2009
DC Naptha Bottoms	Mercury	180-11339-1	0.0002	0.0001	mg/L	U	0.0002			Santa Ana	2012
DC Naptha Bottoms	Mercury	180-12753-1	0.0002	0.0001	mg/L	U	0.0002			Chandler	2012
DC Naptha Bottoms	Mercury	180-2214-1	0.0002	0.0001	mg/L	U	0.0002			Clackamas	2011
DC Naptha Bottoms	Mercury	C6G130363001	0.002	0.001	mg/L	U	0.002			Hebron	2006
DC Naptha Bottoms	Mercury	C6G130375001	0.002	0.001	mg/L	U	0.002			Hebron	2006
DC Naptha Bottoms	Mercury	C7C270257001	0.002	0.001	mg/L	U	0.002			Hebron	2007
DC Naptha Bottoms	Mercury	C7C270259001	0.002	0.001	mg/L	U	0.002			Hebron	2007
DC Naptha Bottoms	Mercury	C7C270262002	0.002	0.001	mg/L	U	0.002			Hebron	2007
DC Naptha Bottoms	Mercury	C6F290230001	0.033	0.0165	mg/L	U	0.033			Hebron	2006
DC Naptha Bottoms	Mercury	C6F290234001	0.033	0.0165	mg/L	U	0.033			Hebron	2006
DC Naptha Bottoms	Mercury	C6F290236001	0.033	0.0165	mg/L	U	0.033			Hebron	2006
DC Naptha Bottoms	Mercury	C6G070307001	0.033	0.0165	mg/L	U	0.033			Hebron	2006
DC Naptha Bottoms	Mercury	C6G070310001	0.033	0.0165	mg/L	U	0.033			Hebron	2006
DC Naptha Bottoms	Mercury	C6G130367001	0.033	0.0165	mg/L	U	0.033			Hebron	2006
DC Naptha Bottoms	Mercury	C6G140261001	0.033	0.0165	mg/L	U	0.033			Hebron	2006
DC Naptha Bottoms	Mercury	C6H280124001	0.033	0.0165	mg/L	U	0.033			Macon	2006
DC Naptha Bottoms	Mercury	C7C270250001	0.033	0.0165	mg/L	U	0.033			Hebron	2007
DC Naptha Bottoms	Mercury	C7C270254001	0.033	0.0165	mg/L	U	0.033			Hebron	2007
DC Naptha Bottoms	Mercury	C7C290231001	0.033	0.0165	mg/L	U	0.033			Hebron	2007
DC Naptha Bottoms	Mercury	C7C290233001	0.033	0.0165	mg/L	U	0.033			Hebron	2007
DC Naptha Bottoms	Mercury	C7C290234001	0.033	0.0165	mg/L	U	0.033			Hebron	2007
DC Naptha Bottoms	Mercury	C7C290237001	0.033	0.0165	mg/L	U	0.033	25	38	Hebron	2007
DC Naptha Bottoms	Mercury	C7C290242001	0.033	0.0165	mg/L	U	0.033			Hebron	2007
DC Naptha Bottoms	Mercury	C7I220125001	0.033	0.0165	mg/L	U	0.033			Clackamas	2007
DC Naptha Bottoms	Mercury	C8H010302001	0.033	0.0165	mg/L	U	0.033			Chandler	2008
DC Naptha Bottoms	Mercury	C9F060172001	0.033	0.0165	mg/L	U	0.033			Sacramento	2009
DC Naptha Bottoms	Mercury	C9H050282001	0.033	0.0165	mg/L	U	0.033			Chandler	2009
DC Naptha Bottoms	Mercury	C0G230575001	0.033	0.0165	mg/L	U	0.033			Chandler	2010
DC Naptha Bottoms	Mercury	C0I030626001	0.033	0.0165	mg/L	U	0.033			Vinton	2010
DC Naptha Bottoms	Mercury	180-33851-1	0.033	0.0165	mg/L	U	0.033			Chandler	2014
DC Naptha Bottoms	Mercury	180-46384-1	0.033	0.0165	mg/L	U	0.033			Chandler	2015
DC Naptha Bottoms	Mercury	180-57429-1	0.033	0.0165	mg/L	U	0.033			Chandler	2016
DC Naptha Bottoms	Mercury	180-64612-1	0.033	0.0165	mg/L	U	0.033			Chandler	2017
DC Naptha Bottoms	Mercury	C0J130551001	0.033	0.0165	mg/L	U	0.033			Clackamas	2010
DC Naptha Bottoms	Mercury	180-2704-1	0.033	0.0165	mg/L	U	0.033			Chandler	2011
DC Naptha Bottoms	Methylphenol, 3 & 4	C7C270257001	0.05	0.025	mg/L	U	0.05			Hebron	2007
DC Naptha Bottoms	Methylphenol, 3 & 4	C7C270259001	0.05	0.025	mg/L	U	0.05			Hebron	2007
DC Naptha Bottoms	Methylphenol, 3 & 4	C8H010296001	0.05	0.025	mg/L	U	0.05			Clackamas	2008
DC Naptha Bottoms	Methylphenol, 3 & 4	C9H150185002	0.05	0.025	mg/L	U	0.05			Clackamas	2009
DC Naptha Bottoms	Methylphenol, 3 & 4	180-12753-1	0.05	0.025	mg/L	U	0.05			Chandler	2012
DC Naptha Bottoms	Methylphenol, 3 & 4	180-2214-1	0.05	0.025	mg/L	U	0.05			Clackamas	2011
DC Naptha Bottoms	Methylphenol, 3 & 4	C6F290236001	0.1	0.05	mg/L	U	0.1			Hebron	2006
DC Naptha Bottoms	Methylphenol, 3 & 4	C7C290231001	0.1	0.05	mg/L	U	0.1			Hebron	2007
DC Naptha Bottoms	Methylphenol, 3 & 4	C7I220125001	0.1	0.05	mg/L	U	0.1			Clackamas	2007
DC Naptha Bottoms	Methylphenol, 3 & 4	C8H010302001	0.1	0.05	mg/L	U	0.1			Chandler	2008
DC Naptha Bottoms	Methylphenol, 3 & 4	C9F060172001	0.1	0.05	mg/L	U	0.1			Sacramento	2009
DC Naptha Bottoms	Methylphenol, 3 & 4	C9H050282001	0.1	0.05	mg/L	U	0.1			Chandler	2009
DC Naptha Bottoms	Methylphenol, 3 & 4	C0G230575001	0.1	0.05	mg/L	U	0.1			Chandler	2010

DC Naptha Bottoms	Methylphenol, 3 & 4	C0I030626001	0.1	0.05	mg/L	U	0.1			Vinton	2010
DC Naptha Bottoms	Methylphenol, 3 & 4	C0J130551001	0.1	0.05	mg/L	U	0.1			Clackamas	2010
DC Naptha Bottoms	Methylphenol, 3 & 4	C6G130363001	0.23	0.23	mg/L		0.05			Hebron	2006
DC Naptha Bottoms	Methylphenol, 3 & 4	C6G130375001	0.23	0.23	mg/L		0.05			Hebron	2006
DC Naptha Bottoms	Methylphenol, 3 & 4	180-33851-1	1	0.5	mg/L	U	1			Chandler	2014
DC Naptha Bottoms	Methylphenol, 3 & 4	180-46384-1	1	0.5	mg/L	U	1			Chandler	2015
DC Naptha Bottoms	Methylphenol, 3 & 4	180-57429-1	1	0.5	mg/L	U	1			Chandler	2016
DC Naptha Bottoms	Methylphenol, 3 & 4	180-64612-1	1	0.5	mg/L	U	1			Chandler	2017
DC Naptha Bottoms	Methylphenol, 3 & 4	C6F290230001	20	10	mg/L	U	20			Hebron	2006
DC Naptha Bottoms	Methylphenol, 3 & 4	C6F290234001	20	10	mg/L	U	20			Hebron	2006
DC Naptha Bottoms	Methylphenol, 3 & 4	C6G070307001	20	10	mg/L	U	20	24	36	Hebron	2006
DC Naptha Bottoms	Methylphenol, 3 & 4	C6G070310001	20	10	mg/L	U	20			Hebron	2006
DC Naptha Bottoms	Methylphenol, 3 & 4	C6G140261001	20	10	mg/L	U	20			Hebron	2006
DC Naptha Bottoms	Methylphenol, 3 & 4	C6H280124001	20	10	mg/L	U	20			Macon	2006
DC Naptha Bottoms	Methylphenol, 3 & 4	C7C290233001	20	10	mg/L	U	20			Hebron	2007
DC Naptha Bottoms	Methylphenol, 3 & 4	180-2704-1	20	10	mg/L	U	20			Chandler	2011
DC Naptha Bottoms	Methylphenol, 3 & 4	C7C270250001	25	25	mg/L		20			Hebron	2007
DC Naptha Bottoms	Methylphenol, 3 & 4	C7C270262002	25	25	mg/L		20			Hebron	2007
DC Naptha Bottoms	Methylphenol, 3 & 4	C7C290237001	27	27	mg/L		20			Hebron	2007
DC Naptha Bottoms	Methylphenol, 3 & 4	C7C270254001	33	33	mg/L		20			Hebron	2007
DC Naptha Bottoms	Methylphenol, 3 & 4	C7C290242001	33	33	mg/L		20			Hebron	2007
DC Naptha Bottoms	Methylphenol, 3 & 4	C7C290234001	37	37	mg/L		20			Hebron	2007
DC Naptha Bottoms	Methylphenol, 3 & 4	C6G130367001	38	38	mg/L		20			Hebron	2006
DC Naptha Bottoms	Nitrobenzene	C6G130363001	0.05	0.025	mg/L	U	0.05			Hebron	2006
DC Naptha Bottoms	Nitrobenzene	C7C270257001	0.05	0.025	mg/L	U	0.05			Hebron	2007
DC Naptha Bottoms	Nitrobenzene	C7C270259001	0.05	0.025	mg/L	U	0.05			Hebron	2007
DC Naptha Bottoms	Nitrobenzene	C8H010296001	0.05	0.025	mg/L	U	0.05			Clackamas	2008
DC Naptha Bottoms	Nitrobenzene	C9H150185002	0.05	0.025	mg/L	U	0.05			Clackamas	2009
DC Naptha Bottoms	Nitrobenzene	180-12753-1	0.05	0.025	mg/L	U	0.05			Chandler	2012
DC Naptha Bottoms	Nitrobenzene	180-2214-1	0.05	0.025	mg/L	U	0.05			Clackamas	2011
DC Naptha Bottoms	Nitrobenzene	C6F290236001	0.1	0.05	mg/L	U	0.1			Hebron	2006
DC Naptha Bottoms	Nitrobenzene	C7C290231001	0.1	0.05	mg/L	U	0.1			Hebron	2007
DC Naptha Bottoms	Nitrobenzene	C7I220125001	0.1	0.05	mg/L	U	0.1			Clackamas	2007
DC Naptha Bottoms	Nitrobenzene	C8H010302001	0.1	0.05	mg/L	U	0.1			Chandler	2008
DC Naptha Bottoms	Nitrobenzene	C9F060172001	0.1	0.05	mg/L	U	0.1			Sacramento	2009
DC Naptha Bottoms	Nitrobenzene	C9H050282001	0.1	0.05	mg/L	U	0.1			Chandler	2009
DC Naptha Bottoms	Nitrobenzene	C0G230575001	0.1	0.05	mg/L	U	0.1			Chandler	2010
DC Naptha Bottoms	Nitrobenzene	C0I030626001	0.1	0.05	mg/L	U	0.1			Vinton	2010
DC Naptha Bottoms	Nitrobenzene	C0J130551001	0.1	0.05	mg/L	U	0.1			Clackamas	2010
DC Naptha Bottoms	Nitrobenzene	180-33851-1	1	0.5	mg/L	U	1			Chandler	2014
DC Naptha Bottoms	Nitrobenzene	180-46384-1	1	0.5	mg/L	U *	1			Chandler	2015
DC Naptha Bottoms	Nitrobenzene	180-57429-1	1	0.5	mg/L	U	1			Chandler	2016
DC Naptha Bottoms	Nitrobenzene	180-64612-1	1	0.5	mg/L	U	1			Chandler	2017
DC Naptha Bottoms	Nitrobenzene	C6G130375001	2	2	mg/L		0.05			Hebron	2006
DC Naptha Bottoms	Nitrobenzene	C6F290230001	20	10	mg/L	U	20			Hebron	2006
DC Naptha Bottoms	Nitrobenzene	C6G070307001	20	10	mg/L	U	20			Hebron	2006
DC Naptha Bottoms	Nitrobenzene	C6G070310001	20	10	mg/L	U	20	24	36	Hebron	2006
DC Naptha Bottoms	Nitrobenzene	C6G130367001	20	10	mg/L	U	20			Hebron	2006
DC Naptha Bottoms	Nitrobenzene	C6G140261001	20	10	mg/L	U	20			Hebron	2006
DC Naptha Bottoms	Nitrobenzene	C6H280124001	20	10	mg/L	U	20			Macon	2006
DC Naptha Bottoms	Nitrobenzene	C7C270250001	20	10	mg/L	U	20			Hebron	2007
DC Naptha Bottoms	Nitrobenzene	C7C270254001	20	10	mg/L	U	20			Hebron	2007
DC Naptha Bottoms	Nitrobenzene	C7C270262002	20	10	mg/L	U	20			Hebron	2007
DC Naptha Bottoms	Nitrobenzene	C7C290233001	20	10	mg/L	U	20			Hebron	2007
DC Naptha Bottoms	Nitrobenzene	C7C290237001	20	10	mg/L	U	20			Hebron	2007
DC Naptha Bottoms	Nitrobenzene	C7C290242001	20	10	mg/L	U	20			Hebron	2007
DC Naptha Bottoms	Nitrobenzene	180-2704-1	20	10	mg/L	U	20			Chandler	2011
DC Naptha Bottoms	Nitrobenzene	C6F290234001	73	73	mg/L		20			Hebron	2006
DC Naptha Bottoms	Nitrobenzene	C7C290234001	160	160	mg/L		20			Hebron	2007
DC Naptha Bottoms	Pentachlorophenol	C6F290236001	0.13	0.065	mg/L	U	0.13			Hebron	2006
DC Naptha Bottoms	Pentachlorophenol	C7C290231001	0.13	0.065	mg/L	U	0.13			Hebron	2007
DC Naptha Bottoms	Pentachlorophenol	180-33851-1	0.13	0.065	mg/L	U	0.13			Chandler	2014

DC Naptha Bottoms	Pentachlorophenol	180-46384-1	0.13	0.065	mg/L	U	0.13			Chandler	2015
DC Naptha Bottoms	Pentachlorophenol	180-57429-1	0.13	0.065	mg/L	U	0.13			Chandler	2016
DC Naptha Bottoms	Pentachlorophenol	180-64612-1	0.13	0.065	mg/L	U	0.13			Chandler	2017
DC Naptha Bottoms	Pentachlorophenol	C8H010296001	0.25	0.125	mg/L	U	0.25			Clackamas	2008
DC Naptha Bottoms	Pentachlorophenol	C9H150185002	0.25	0.125	mg/L	U	0.25			Clackamas	2009
DC Naptha Bottoms	Pentachlorophenol	180-12753-1	0.25	0.125	mg/L	U	0.25			Chandler	2012
DC Naptha Bottoms	Pentachlorophenol	180-2214-1	0.25	0.125	mg/L	U	0.25			Clackamas	2011
DC Naptha Bottoms	Pentachlorophenol	C8H010302001	0.5	0.25	mg/L	U	0.5			Chandler	2008
DC Naptha Bottoms	Pentachlorophenol	C9F060172001	0.5	0.25	mg/L	U	0.5			Sacramento	2009
DC Naptha Bottoms	Pentachlorophenol	C9H050282001	0.5	0.25	mg/L	U	0.5			Chandler	2009
DC Naptha Bottoms	Pentachlorophenol	C0G230575001	0.5	0.25	mg/L	U	0.5			Chandler	2010
DC Naptha Bottoms	Pentachlorophenol	C0I030626001	0.5	0.25	mg/L	U	0.5			Vinton	2010
DC Naptha Bottoms	Pentachlorophenol	C6G130363001	3	1.5	mg/L	U	3			Hebron	2006
DC Naptha Bottoms	Pentachlorophenol	C6G130375001	3	1.5	mg/L	U	3			Hebron	2006
DC Naptha Bottoms	Pentachlorophenol	C7C270257001	3	1.5	mg/L	U	3			Hebron	2007
DC Naptha Bottoms	Pentachlorophenol	C7C270259001	3	1.5	mg/L	U	3			Hebron	2007
DC Naptha Bottoms	Pentachlorophenol	C7I220125001	24	24	mg/L		1			Clackamas	2007
DC Naptha Bottoms	Pentachlorophenol	180-2704-1	100	50	mg/L	U	100			Chandler	2011
DC Naptha Bottoms	Pentachlorophenol	C0J130551001	62	62	mg/L		0.5			Clackamas	2010
DC Naptha Bottoms	Pentachlorophenol	C6F290230001	600	300	mg/L	U	600			Hebron	2006
DC Naptha Bottoms	Pentachlorophenol	C6F290234001	600	300	mg/L	U	600	24	36	Hebron	2006
DC Naptha Bottoms	Pentachlorophenol	C6G070307001	600	300	mg/L	U	600			Hebron	2006
DC Naptha Bottoms	Pentachlorophenol	C6G070310001	600	300	mg/L	U	600			Hebron	2006
DC Naptha Bottoms	Pentachlorophenol	C6G130367001	600	300	mg/L	U	600			Hebron	2006
DC Naptha Bottoms	Pentachlorophenol	C6G140261001	600	300	mg/L	U	600			Hebron	2006
DC Naptha Bottoms	Pentachlorophenol	C6H280124001	600	300	mg/L	U	600			Macon	2006
DC Naptha Bottoms	Pentachlorophenol	C7C270250001	600	300	mg/L	U	600			Hebron	2007
DC Naptha Bottoms	Pentachlorophenol	C7C270254001	600	300	mg/L	U	600			Hebron	2007
DC Naptha Bottoms	Pentachlorophenol	C7C270262002	600	300	mg/L	U	600			Hebron	2007
DC Naptha Bottoms	Pentachlorophenol	C7C290233001	600	300	mg/L	U	600			Hebron	2007
DC Naptha Bottoms	Pentachlorophenol	C7C290234001	600	300	mg/L	U	600			Hebron	2007
DC Naptha Bottoms	Pentachlorophenol	C7C290237001	600	300	mg/L	U	600			Hebron	2007
DC Naptha Bottoms	Pentachlorophenol	C7C290242001	600	300	mg/L	U	600			Hebron	2007
DC Naptha Bottoms	pH	C6F290234001	2.4	2.4	No Units					Hebron	2006
DC Naptha Bottoms	pH	C6F290236001	3.9	3.9	No Units					Hebron	2006
DC Naptha Bottoms	pH	C9H050282001	4.4	4.4	No Units					Chandler	2009
DC Naptha Bottoms	pH	C6G130367001	4.6	4.6	No Units					Hebron	2006
DC Naptha Bottoms	pH	C7C290231001	5.1	5.1	No Units					Hebron	2007
DC Naptha Bottoms	pH	C7C290233001	5.2	5.2	No Units					Hebron	2007
DC Naptha Bottoms	pH	C8H010302001	5.4	5.4	No Units					Chandler	2008
DC Naptha Bottoms	pH	C6G140261001	5.5	5.5	No Units					Hebron	2006
DC Naptha Bottoms	pH	180-2214-1	5.54	5.54	No Units		0.1			Clackamas	2011
DC Naptha Bottoms	pH	180-33851-1	5.55	5.55	No Units		0.1			Chandler	2014
DC Naptha Bottoms	pH	C7C290237001	5.6	5.6	No Units					Hebron	2007
DC Naptha Bottoms	pH	C0I030626001	5.6	5.6	No Units					Vinton	2010
DC Naptha Bottoms	pH	C0J130551001	5.6	5.6	No Units					Clackamas	2010
DC Naptha Bottoms	pH	180-46384-1	5.69	5.69	SU	H	0.1			Chandler	2015
DC Naptha Bottoms	pH	C7C270254001	6	6	No Units					Hebron	2007
DC Naptha Bottoms	pH	C7C270262001	6	6	No Units					Hebron	2007
DC Naptha Bottoms	pH	180-12753-1	6.07	6.07	No Units	H	0.1			Chandler	2012
DC Naptha Bottoms	pH	C6G130363001	6.1	6.1	No Units		0.1			Hebron	2006
DC Naptha Bottoms	pH	C6H280124001	6.1	6.1	No Units					Macon	2006
DC Naptha Bottoms	pH	C7C290234001	6.1	6.1	No Units					Hebron	2007
DC Naptha Bottoms	pH	C9H150185001	6.1	6.1	No Units					Clackamas	2009
DC Naptha Bottoms	pH	180-11339-1	6.3	6.3	No Units		0.1			Santa Ana	2012
DC Naptha Bottoms	pH	180-2704-1	6.3	6.3	No Units		0.1			Chandler	2011
DC Naptha Bottoms	pH	C7C270250001	6.4	6.4	No Units					Hebron	2007
DC Naptha Bottoms	pH	C6F290230001	6.5	6.5	No Units			25	38	Hebron	2006
DC Naptha Bottoms	pH	C6G130375001	6.8	6.8	No Units		0.1			Hebron	2006
DC Naptha Bottoms	pH	C6G070310001	7	7	No Units					Hebron	2006
DC Naptha Bottoms	pH	C7C290242001	7	7	No Units					Hebron	2007
DC Naptha Bottoms	pH	C7I220125001	7	7	No Units					Clackamas	2007

DC Naptha Bottoms	pH	C9F060172001	7	7	No Units					Sacramento	2009
DC Naptha Bottoms	pH	C0G230575001	7	7	No Units					Chandler	2010
DC Naptha Bottoms	pH	C6G070307001	7.1	7.1	No Units					Hebron	2006
DC Naptha Bottoms	pH	C9G160214001	7.1	7.1	No Units					Santa Ana	2009
DC Naptha Bottoms	pH	180-57429-1	7.2	7.2	SU	H	0.1			Chandler	2016
DC Naptha Bottoms	pH	C8H010296001	7.4	7.4	No Units					Clackamas	2008
DC Naptha Bottoms	pH	C7C270257001	7.7	7.7	No Units		0.1			Hebron	2007
DC Naptha Bottoms	pH	180-64612-1	7.8	7.8	SU		0.1			Chandler	2017
DC Naptha Bottoms	pH	C7C270259001	9.1	9.1	No Units		0.1			Hebron	2007
DC Naptha Bottoms	Pyridine	C6G130363001	0.05	0.025	mg/L	U	0.05			Hebron	2006
DC Naptha Bottoms	Pyridine	C6G130375001	0.05	0.025	mg/L	U	0.05			Hebron	2006
DC Naptha Bottoms	Pyridine	C7C270257001	0.05	0.025	mg/L	U	0.05			Hebron	2007
DC Naptha Bottoms	Pyridine	C7C270259001	0.05	0.025	mg/L	U	0.05			Hebron	2007
DC Naptha Bottoms	Pyridine	C6F290236001	0.1	0.05	mg/L	U	0.1			Hebron	2006
DC Naptha Bottoms	Pyridine	C7C290231001	0.1	0.05	mg/L	U	0.1			Hebron	2007
DC Naptha Bottoms	Pyridine	C8H010296001	0.1	0.05	mg/L	U	0.1			Clackamas	2008
DC Naptha Bottoms	Pyridine	C9H150185002	0.1	0.05	mg/L	U	0.1			Clackamas	2009
DC Naptha Bottoms	Pyridine	180-12753-1	0.1	0.05	mg/L	U	0.1			Chandler	2012
DC Naptha Bottoms	Pyridine	180-2214-1	0.1	0.05	mg/L	U	0.1			Clackamas	2011
DC Naptha Bottoms	Pyridine	C7I220125001	0.5	0.25	mg/L	U	0.5			Clackamas	2007
DC Naptha Bottoms	Pyridine	C8H010302001	0.5	0.25	mg/L	U	0.5			Chandler	2008
DC Naptha Bottoms	Pyridine	C9F060172001	0.5	0.25	mg/L	U	0.5			Sacramento	2009
DC Naptha Bottoms	Pyridine	C9H050282001	0.5	0.25	mg/L	U	0.5			Chandler	2009
DC Naptha Bottoms	Pyridine	C0G230575001	0.5	0.25	mg/L	U	0.5			Chandler	2010
DC Naptha Bottoms	Pyridine	C0I030626001	0.5	0.25	mg/L	U	0.5			Vinton	2010
DC Naptha Bottoms	Pyridine	C0J130551001	0.5	0.25	mg/L	U	0.5			Clackamas	2010
DC Naptha Bottoms	Pyridine	180-33851-1	5	2.5	mg/L	U	5			Chandler	2014
DC Naptha Bottoms	Pyridine	180-46384-1	5	2.5	mg/L	U	5			Chandler	2015
DC Naptha Bottoms	Pyridine	180-57429-1	5	2.5	mg/L	U	5			Chandler	2016
DC Naptha Bottoms	Pyridine	180-64612-1	5	2.5	mg/L	U	5			Chandler	2017
DC Naptha Bottoms	Pyridine	C6F290230001	20	10	mg/L	U	20			Hebron	2006
DC Naptha Bottoms	Pyridine	C6F290234001	20	10	mg/L	U	20			Hebron	2006
DC Naptha Bottoms	Pyridine	C6G070307001	20	10	mg/L	U	20	24	36	Hebron	2006
DC Naptha Bottoms	Pyridine	C6G070310001	20	10	mg/L	U	20			Hebron	2006
DC Naptha Bottoms	Pyridine	C6G130367001	20	10	mg/L	U	20			Hebron	2006
DC Naptha Bottoms	Pyridine	C6G140261001	20	10	mg/L	U	20			Hebron	2006
DC Naptha Bottoms	Pyridine	C7C270250001	20	10	mg/L	U	20			Hebron	2007
DC Naptha Bottoms	Pyridine	C7C270254001	20	10	mg/L	U	20			Hebron	2007
DC Naptha Bottoms	Pyridine	C7C270262002	20	10	mg/L	U	20			Hebron	2007
DC Naptha Bottoms	Pyridine	C7C290233001	20	10	mg/L	U	20			Hebron	2007
DC Naptha Bottoms	Pyridine	C7C290234001	20	10	mg/L	U	20			Hebron	2007
DC Naptha Bottoms	Pyridine	C7C290237001	20	10	mg/L	U	20			Hebron	2007
DC Naptha Bottoms	Pyridine	C7C290242001	20	10	mg/L	U	20			Hebron	2007
DC Naptha Bottoms	Pyridine	C6H280124001	21	21	mg/L		20			Macon	2006
DC Naptha Bottoms	Pyridine	180-2704-1	100	50	mg/L	U	100			Chandler	2011
DC Naptha Bottoms	Selenium	180-11339-1	0.022	0.022	mg/L	J	0.25			Santa Ana	2012
DC Naptha Bottoms	Selenium	C6G130363001	0.05	0.025	mg/L	U	0.05			Hebron	2006
DC Naptha Bottoms	Selenium	C6G130375001	0.05	0.025	mg/L	U	0.05			Hebron	2006
DC Naptha Bottoms	Selenium	C7C270257001	0.05	0.025	mg/L	U	0.05			Hebron	2007
DC Naptha Bottoms	Selenium	C9G160214001	0.05	0.025	mg/L	U	0.05			Santa Ana	2009
DC Naptha Bottoms	Selenium	C9H150185002	0.05	0.025	mg/L	U	0.05			Clackamas	2009
DC Naptha Bottoms	Selenium	C7C270259001	0.073	0.073	mg/L		0.05			Hebron	2007
DC Naptha Bottoms	Selenium	C8H010296001	0.25	0.125	mg/L	U	0.25			Clackamas	2008
DC Naptha Bottoms	Selenium	180-12753-1	0.25	0.125	mg/L	U	0.25			Chandler	2012
DC Naptha Bottoms	Selenium	180-2214-1	0.25	0.125	mg/L	U	0.25			Clackamas	2011
DC Naptha Bottoms	Selenium	C7C270262002	0.14	0.14	mg/L		0.05			Hebron	2007
DC Naptha Bottoms	Selenium	180-2704-1	0.23	0.23	mg/L	J	0.5			Chandler	2011
DC Naptha Bottoms	Selenium	C6F290234001	0.5	0.25	mg/L	U	0.5			Hebron	2006
DC Naptha Bottoms	Selenium	C6F290236001	0.5	0.25	mg/L	U	0.5			Hebron	2006
DC Naptha Bottoms	Selenium	C6G070307001	0.5	0.25	mg/L	U	0.5			Hebron	2006
DC Naptha Bottoms	Selenium	C6G140261001	0.5	0.25	mg/L	U	0.5			Hebron	2006
DC Naptha Bottoms	Selenium	C7C270250001	0.5	0.25	mg/L	U	0.5			Hebron	2007

DC Naptha Bottoms	Selenium	C7C270254001	0.5	0.25	mg/L	U	0.5			Hebron	2007
DC Naptha Bottoms	Selenium	C7C290231001	0.5	0.25	mg/L	U	0.5			Hebron	2007
DC Naptha Bottoms	Selenium	C7C290233001	0.5	0.25	mg/L	U	0.5			Hebron	2007
DC Naptha Bottoms	Selenium	C7C290234001	0.5	0.25	mg/L	U	0.5			Hebron	2007
DC Naptha Bottoms	Selenium	C7C290237001	0.5	0.25	mg/L	U	0.5			Hebron	2007
DC Naptha Bottoms	Selenium	C7C290242001	0.5	0.25	mg/L	U	0.5			Hebron	2007
DC Naptha Bottoms	Selenium	C8H010302001	0.5	0.25	mg/L	U	0.5			Chandler	2008
DC Naptha Bottoms	Selenium	C9F060172001	0.5	0.25	mg/L	U	0.5	25	38	Sacramento	2009
DC Naptha Bottoms	Selenium	C9H050282001	0.5	0.25	mg/L	U	0.5			Chandler	2009
DC Naptha Bottoms	Selenium	C0J130551001	0.5	0.25	mg/L	U	0.5			Clackamas	2010
DC Naptha Bottoms	Selenium	180-33851-1	0.33	0.33	mg/L	J	1			Chandler	2014
DC Naptha Bottoms	Selenium	180-57429-1	1	0.5	mg/L	U	1			Chandler	2016
DC Naptha Bottoms	Selenium	180-64612-1	1	0.5	mg/L	U	1			Chandler	2017
DC Naptha Bottoms	Selenium	C0I030626001	0.55	0.55	mg/L		0.5			Vinton	2010
DC Naptha Bottoms	Selenium	180-46384-1	0.55	0.55	mg/L	J	1			Chandler	2015
DC Naptha Bottoms	Selenium	C7I220125001	0.57	0.57	mg/L		0.5			Clackamas	2007
DC Naptha Bottoms	Selenium	C6G070310001	0.58	0.58	mg/L		0.5			Hebron	2006
DC Naptha Bottoms	Selenium	C6H280124001	0.64	0.64	mg/L		0.5			Macon	2006
DC Naptha Bottoms	Selenium	C0G230575001	0.66	0.66	mg/L		0.5			Chandler	2010
DC Naptha Bottoms	Selenium	C6G130367001	0.74	0.74	mg/L		0.5			Hebron	2006
DC Naptha Bottoms	Selenium	C6F290230001	0.95	0.95	mg/L		0.5			Hebron	2006
DC Naptha Bottoms	Silver	C6G130363001	0.05	0.025	mg/L	U	0.05			Hebron	2006
DC Naptha Bottoms	Silver	C6G130375001	0.05	0.025	mg/L	U	0.05			Hebron	2006
DC Naptha Bottoms	Silver	C7C270257001	0.05	0.025	mg/L	U	0.05			Hebron	2007
DC Naptha Bottoms	Silver	C7C270259001	0.05	0.025	mg/L	U	0.05			Hebron	2007
DC Naptha Bottoms	Silver	C7C270262002	0.05	0.025	mg/L	U	0.05			Hebron	2007
DC Naptha Bottoms	Silver	C9G160214001	0.05	0.025	mg/L	U	0.05			Santa Ana	2009
DC Naptha Bottoms	Silver	C9H150185002	0.05	0.025	mg/L	U	0.05			Clackamas	2009
DC Naptha Bottoms	Silver	180-2704-1	0.068	0.068	mg/L	J	0.5			Chandler	2011
DC Naptha Bottoms	Silver	180-11339-1	0.25	0.125	mg/L	U	0.25			Santa Ana	2012
DC Naptha Bottoms	Silver	180-12753-1	0.25	0.125	mg/L	U	0.25			Chandler	2012
DC Naptha Bottoms	Silver	180-2214-1	0.25	0.125	mg/L	U	0.25			Clackamas	2011
DC Naptha Bottoms	Silver	180-64612-1	0.13	0.13	mg/L	J	0.5			Chandler	2017
DC Naptha Bottoms	Silver	C6F290230001	0.5	0.25	mg/L	U	0.5			Hebron	2006
DC Naptha Bottoms	Silver	C6F290234001	0.5	0.25	mg/L	U	0.5			Hebron	2006
DC Naptha Bottoms	Silver	C6F290236001	0.5	0.25	mg/L	U	0.5			Hebron	2006
DC Naptha Bottoms	Silver	C6G070307001	0.5	0.25	mg/L	U	0.5			Hebron	2006
DC Naptha Bottoms	Silver	C6G070310001	0.5	0.25	mg/L	U	0.5			Hebron	2006
DC Naptha Bottoms	Silver	C6G130367001	0.5	0.25	mg/L	U	0.5			Hebron	2006
DC Naptha Bottoms	Silver	C6G140261001	0.5	0.25	mg/L	U	0.5			Hebron	2006
DC Naptha Bottoms	Silver	C6H280124001	0.5	0.25	mg/L	U	0.5			Macon	2006
DC Naptha Bottoms	Silver	C7C270250001	0.5	0.25	mg/L	U	0.5			Hebron	2007
DC Naptha Bottoms	Silver	C7C270254001	0.5	0.25	mg/L	U	0.5			Hebron	2007
DC Naptha Bottoms	Silver	C7C290231001	0.5	0.25	mg/L	U	0.5			Hebron	2007
DC Naptha Bottoms	Silver	C7C290233001	0.5	0.25	mg/L	U	0.5			Hebron	2007
DC Naptha Bottoms	Silver	C7C290234001	0.5	0.25	mg/L	U	0.5	25	38	Hebron	2007
DC Naptha Bottoms	Silver	C7C290237001	0.5	0.25	mg/L	U	0.5			Hebron	2007
DC Naptha Bottoms	Silver	C7C290242001	0.5	0.25	mg/L	U	0.5			Hebron	2007
DC Naptha Bottoms	Silver	C7I220125001	0.5	0.25	mg/L	U	0.5			Clackamas	2007
DC Naptha Bottoms	Silver	C8H010296001	0.5	0.25	mg/L	U	0.5			Clackamas	2008
DC Naptha Bottoms	Silver	C8H010302001	0.5	0.25	mg/L	U	0.5			Chandler	2008
DC Naptha Bottoms	Silver	C9F060172001	0.5	0.25	mg/L	U	0.5			Sacramento	2009
DC Naptha Bottoms	Silver	C9H050282001	0.5	0.25	mg/L	U	0.5			Chandler	2009
DC Naptha Bottoms	Silver	C0G230575001	0.5	0.25	mg/L	U	0.5			Chandler	2010
DC Naptha Bottoms	Silver	C0I030626001	0.5	0.25	mg/L	U	0.5			Vinton	2010
DC Naptha Bottoms	Silver	180-33851-1	0.5	0.25	mg/L	U	0.5			Chandler	2014
DC Naptha Bottoms	Silver	C0J130551001	0.5	0.25	mg/L	U	0.5			Clackamas	2010
DC Naptha Bottoms	Silver	180-46384-1	0.45	0.45	mg/L	J	0.5			Chandler	2015
DC Naptha Bottoms	Silver	180-57429-1	0.48	0.48	mg/L	J	0.5			Chandler	2016
DC Naptha Bottoms	Tetrachloroethene	C7C270257001	0.2	0.1	mg/L	U	0.2			Hebron	2007
DC Naptha Bottoms	Tetrachloroethene	C7C270259001	0.2	0.1	mg/L	U	0.2			Hebron	2007
DC Naptha Bottoms	Tetrachloroethene	C9G160214001	0.2	0.1	mg/L	U	0.2			Santa Ana	2009

DC Naptha Bottoms	Tetrachloroethene	180-11339-1	0.2	0.1	mg/L	U	0.2			Santa Ana	2012
DC Naptha Bottoms	Tetrachloroethene	180-12753-1	0.2	0.1	mg/L	U	0.2			Chandler	2012
DC Naptha Bottoms	Tetrachloroethene	180-2214-1	0.2	0.1	mg/L	U	0.2			Clackamas	2011
DC Naptha Bottoms	Tetrachloroethene	180-46384-1	0.5	0.25	mg/L	U	0.5			Chandler	2015
DC Naptha Bottoms	Tetrachloroethene	C9H150185002	0.34	0.34	mg/L		0.2			Clackamas	2009
DC Naptha Bottoms	Tetrachloroethene	C8H010296001	0.79	0.79	mg/L		0.2			Clackamas	2008
DC Naptha Bottoms	Tetrachloroethene	C7C290231001	1.4	1.4	mg/L		0.25			Hebron	2007
DC Naptha Bottoms	Tetrachloroethene	180-33851-1	2.3	2.3	mg/L		0.25			Chandler	2014
DC Naptha Bottoms	Tetrachloroethene	180-64612-1	2.5	2.5	mg/L		0.5			Chandler	2017
DC Naptha Bottoms	Tetrachloroethene	180-57429-1	3	3	mg/L		0.5			Chandler	2016
DC Naptha Bottoms	Tetrachloroethene	C6G130375001	10	10	mg/L		0.75			Hebron	2006
DC Naptha Bottoms	Tetrachloroethene	C6G130363001	12	12	mg/L		0.5			Hebron	2006
DC Naptha Bottoms	Tetrachloroethene	C7I220125001	17	17	mg/L		0.5			Clackamas	2007
DC Naptha Bottoms	Tetrachloroethene	C0J130551001	25	25	mg/L		0.5			Clackamas	2010
DC Naptha Bottoms	Tetrachloroethene	180-2704-1	31	31	mg/L		0.5			Chandler	2011
DC Naptha Bottoms	Tetrachloroethene	C9F060172001	45	45	mg/L		0.5			Sacramento	2009
DC Naptha Bottoms	Tetrachloroethene	C7C290233001	66	66	mg/L		0.5			Hebron	2007
DC Naptha Bottoms	Tetrachloroethene	C7C290242001	66	66	mg/L		0.5			Hebron	2007
DC Naptha Bottoms	Tetrachloroethene	C7C270254001	110	110	mg/L		2.5			Hebron	2007
DC Naptha Bottoms	Tetrachloroethene	C6G140261001	270	270	mg/L		25			Hebron	2006
DC Naptha Bottoms	Tetrachloroethene	C7C290237001	290	290	mg/L		5			Hebron	2007
DC Naptha Bottoms	**Tetrachloroethene**	**C8H010302001R2**	**310**	**310**	**mg/L**		**25**	**25**	**38**	**Chandler**	**2008**
DC Naptha Bottoms	Tetrachloroethene	C0G230575001R2	340	340	mg/L		5			Chandler	2010
DC Naptha Bottoms	Tetrachloroethene	C6F290236001	390	390	mg/L		12			Hebron	2006
DC Naptha Bottoms	Tetrachloroethene	C6G130367001	600	600	mg/L		25			Hebron	2006
DC Naptha Bottoms	Tetrachloroethene	C6F290234001	670	670	mg/L		12			Hebron	2006
DC Naptha Bottoms	Tetrachloroethene	C9H050282001R2	710	710	mg/L		50			Chandler	2009
DC Naptha Bottoms	Tetrachloroethene	C6F290230001	1100	1100	mg/L		50			Hebron	2006
DC Naptha Bottoms	Tetrachloroethene	C6G070307001	1300	1300	mg/L		50			Hebron	2006
DC Naptha Bottoms	Tetrachloroethene	C7C270262001	1600	1600	mg/L		100			Hebron	2007
DC Naptha Bottoms	Tetrachloroethene	C7C290234001	1900	1900	mg/L		100			Hebron	2007
DC Naptha Bottoms	Tetrachloroethene	C6G070310001	3000	3000	mg/L		50			Hebron	2006
DC Naptha Bottoms	Tetrachloroethene	C7C270250001	14000	14000	mg/L		500			Hebron	2007
DC Naptha Bottoms	Tetrachloroethene	C6H280124001	1100000	1100000	mg/L		20000			Macon	2006
DC Naptha Bottoms	Tetrachloroethene	C0I030626001R2	1500000	1500000	mg/L		20000			Vinton	2010
DC Naptha Bottoms	Trichloroethene	C7C270257001	0.2	0.1	mg/L	U	0.2			Hebron	2007
DC Naptha Bottoms	Trichloroethene	C7C270259001	0.2	0.1	mg/L	U	0.2			Hebron	2007
DC Naptha Bottoms	Trichloroethene	C8H010296001	0.2	0.1	mg/L	U	0.2			Clackamas	2008
DC Naptha Bottoms	Trichloroethene	C9G160214001	0.2	0.1	mg/L	U	0.2			Santa Ana	2009
DC Naptha Bottoms	Trichloroethene	C9H150185002	0.2	0.1	mg/L	U	0.2			Clackamas	2009
DC Naptha Bottoms	Trichloroethene	180-11339-1	0.2	0.1	mg/L	U	0.2			Santa Ana	2012
DC Naptha Bottoms	Trichloroethene	180-12753-1	0.2	0.1	mg/L	U	0.2			Chandler	2012
DC Naptha Bottoms	Trichloroethene	180-2214-1	0.2	0.1	mg/L	U	0.2			Clackamas	2011
DC Naptha Bottoms	Trichloroethene	C7C290231001	0.25	0.125	mg/L	U	0.25			Hebron	2007
DC Naptha Bottoms	Trichloroethene	C8H010302001	0.25	0.125	mg/L	U	0.25			Chandler	2008
DC Naptha Bottoms	Trichloroethene	180-33851-1	0.25	0.125	mg/L	U	0.25			Chandler	2014
DC Naptha Bottoms	Trichloroethene	C6F290230001	0.5	0.25	mg/L	U	0.5			Hebron	2006
DC Naptha Bottoms	Trichloroethene	C6G070307001	0.5	0.25	mg/L	U	0.5			Hebron	2006
DC Naptha Bottoms	Trichloroethene	C6G070310001	0.5	0.25	mg/L	U	0.5			Hebron	2006
DC Naptha Bottoms	Trichloroethene	C6G130363001	0.5	0.25	mg/L	U	0.5			Hebron	2006
DC Naptha Bottoms	Trichloroethene	C7C270254001	0.5	0.25	mg/L	U	0.5			Hebron	2007
DC Naptha Bottoms	Trichloroethene	C7C270262001	0.5	0.25	mg/L	U	0.5			Hebron	2007
DC Naptha Bottoms	Trichloroethene	C7C290233001	0.5	0.25	mg/L	U	0.5			Hebron	2007
DC Naptha Bottoms	Trichloroethene	C7C290234001	0.5	0.25	mg/L	U	0.5			Hebron	2007
DC Naptha Bottoms	Trichloroethene	C7I220125001	0.5	0.25	mg/L	U	0.5			Clackamas	2007
DC Naptha Bottoms	Trichloroethene	C9F060172001	0.5	0.25	mg/L	U	0.5			Sacramento	2009
DC Naptha Bottoms	Trichloroethene	C9H050282001	0.5	0.25	mg/L	U	0.5			Chandler	2009
DC Naptha Bottoms	Trichloroethene	180-64612-1	0.5	0.25	mg/L	U	0.5			Chandler	2017
DC Naptha Bottoms	**Trichloroethene**	**C6G130375001**	**0.75**	**0.375**	**mg/L**	**U**	**0.75**	**24**	**37**	**Hebron**	**2006**
DC Naptha Bottoms	Trichloroethene	C0J130551001	0.54	0.54	mg/L		0.5			Clackamas	2010
DC Naptha Bottoms	Trichloroethene	180-46384-1	1.1	1.1	mg/L		0.5			Chandler	2015
DC Naptha Bottoms	Trichloroethene	C6G130367001	2.1	2.1	mg/L		0.5			Hebron	2006

DC Naptha Bottoms	Trichloroethene	C6G140261001	2.4	2.4	mg/L		0.5			Hebron	2006
DC Naptha Bottoms	Trichloroethene	180-2704-1	2.6	2.6	mg/L		0.5			Chandler	2011
DC Naptha Bottoms	Trichloroethene	C7C290237001	2.7	2.7	mg/L		0.5			Hebron	2007
DC Naptha Bottoms	Trichloroethene	C6H280124001	4.5	4.5	mg/L		0.5			Macon	2006
DC Naptha Bottoms	Trichloroethene	C6F290234001	12	6	mg/L	U	12			Hebron	2006
DC Naptha Bottoms	Trichloroethene	C6F290236001	12	6	mg/L	U	12			Hebron	2006
DC Naptha Bottoms	Trichloroethene	C0I030626001	15	15	mg/L		0.5			Vinton	2010
DC Naptha Bottoms	Trichloroethene	180-57429-1	26	26	mg/L		0.5			Chandler	2016
DC Naptha Bottoms	Trichloroethene	C0G230575001	74	74	mg/L		0.5			Chandler	2010
DC Naptha Bottoms	Trichloroethene	C7C290242001	820	820	mg/L		10			Hebron	2007
DC Naptha Bottoms	Vinyl Chloride	C7C290231001	0.1	0.05	mg/L	U	0.1			Hebron	2007
DC Naptha Bottoms	Vinyl Chloride	C8H010302001	0.1	0.05	mg/L	U	0.1			Chandler	2008
DC Naptha Bottoms	Vinyl Chloride	180-33851-1	0.1	0.05	mg/L	U	0.1			Chandler	2014
DC Naptha Bottoms	Vinyl Chloride	C6F290230001	0.2	0.1	mg/L	U	0.2			Hebron	2006
DC Naptha Bottoms	Vinyl Chloride	C6G070307001	0.2	0.1	mg/L	U	0.2			Hebron	2006
DC Naptha Bottoms	Vinyl Chloride	C6G070310001	0.2	0.1	mg/L	U	0.2			Hebron	2006
DC Naptha Bottoms	Vinyl Chloride	C6G130367001	0.2	0.1	mg/L	U	0.2			Hebron	2006
DC Naptha Bottoms	Vinyl Chloride	C6G140261001	0.2	0.1	mg/L	U	0.2			Hebron	2006
DC Naptha Bottoms	Vinyl Chloride	C6H280124001	0.2	0.1	mg/L	U	0.2			Macon	2006
DC Naptha Bottoms	Vinyl Chloride	C7C270250001	0.2	0.1	mg/L	U	0.2			Hebron	2007
DC Naptha Bottoms	Vinyl Chloride	C7C270254001	0.2	0.1	mg/L	U	0.2			Hebron	2007
DC Naptha Bottoms	Vinyl Chloride	C7C270257001	0.2	0.1	mg/L	U	0.2			Hebron	2007
DC Naptha Bottoms	Vinyl Chloride	C7C270259001	0.2	0.1	mg/L	U	0.2			Hebron	2007
DC Naptha Bottoms	Vinyl Chloride	C7C270262001	0.2	0.1	mg/L	U	0.2			Hebron	2007
DC Naptha Bottoms	Vinyl Chloride	C7C290233001	0.2	0.1	mg/L	U	0.2			Hebron	2007
DC Naptha Bottoms	Vinyl Chloride	C7C290234001	0.2	0.1	mg/L	U	0.2			Hebron	2007
DC Naptha Bottoms	Vinyl Chloride	C7C290237001	0.2	0.1	mg/L	U	0.2			Hebron	2007
DC Naptha Bottoms	Vinyl Chloride	C7C290242001	0.2	0.1	mg/L	U	0.2			Hebron	2007
DC Naptha Bottoms	Vinyl Chloride	C7I220125001	0.2	0.1	mg/L	U	0.2			Clackamas	2007
DC Naptha Bottoms	Vinyl Chloride	C8H010296001	0.2	0.1	mg/L	U	0.2			Clackamas	2008
DC Naptha Bottoms	Vinyl Chloride	C9F060172001	0.2	0.1	mg/L	U	0.2			Sacramento	2009
DC Naptha Bottoms	Vinyl Chloride	C9G160214001	0.2	0.1	mg/L	U	0.2			Santa Ana	2009
DC Naptha Bottoms	Vinyl Chloride	C9H050282001	0.2	0.1	mg/L	U	0.2			Chandler	2009
DC Naptha Bottoms	Vinyl Chloride	C9H150185002	0.2	0.1	mg/L	U	0.2			Clackamas	2009
DC Naptha Bottoms	**Vinyl Chloride**	**C0G230575001**	**0.2**	**0.1**	**mg/L**	**U**	**0.2**	**25**	**38**	**Chandler**	**2010**
DC Naptha Bottoms	Vinyl Chloride	C0I030626001	0.2	0.1	mg/L	U	0.2			Vinton	2010
DC Naptha Bottoms	Vinyl Chloride	180-11339-1	0.2	0.1	mg/L	U	0.2			Santa Ana	2012
DC Naptha Bottoms	Vinyl Chloride	180-12753-1	0.2	0.1	mg/L	U	0.2			Chandler	2012
DC Naptha Bottoms	Vinyl Chloride	180-46384-1	0.2	0.1	mg/L	U	0.2			Chandler	2015
DC Naptha Bottoms	Vinyl Chloride	180-57429-1	0.2	0.1	mg/L	U	0.2			Chandler	2016
DC Naptha Bottoms	Vinyl chloride	180-64612-1	0.2	0.1	mg/L	U	0.2			Chandler	2017
DC Naptha Bottoms	Vinyl Chloride	C0J130551001	0.2	0.1	mg/L	U	0.2			Clackamas	2010
DC Naptha Bottoms	Vinyl Chloride	180-2214-1	0.2	0.1	mg/L	U	0.2			Clackamas	2011
DC Naptha Bottoms	Vinyl Chloride	180-2704-1	0.2	0.1	mg/L	U	0.2			Chandler	2011
DC Naptha Bottoms	Vinyl Chloride	C6G130363001	0.5	0.25	mg/L	U	0.5			Hebron	2006
DC Naptha Bottoms	Vinyl Chloride	C6G130375001	0.75	0.375	mg/L	U	0.75			Hebron	2006
DC Naptha Bottoms	Vinyl Chloride	C6F290234001	5	2.5	mg/L	U	5			Hebron	2006
DC Naptha Bottoms	Vinyl Chloride	C6F290236001	5	2.5	mg/L	U	5			Hebron	2006

Appendix C
Subpart BB/CC Information

Procedure for Compliance with RCRA Subparts BB and CC

OPERATIONS

Division/Department: Operations
Contact: Jane Spetalnick
Jane.spetalnick@safety-kleen.com
Procedure: O220-005
Revision: 3
Revision Date: **October 10, 2017**
Supercedes: April 25, 2012
Issue Date: November 3, 2004
Page: 1 of 12
Approved: Bill Ross

Purpose:

The purpose of this Branch Operating Guideline is to provide general guidelines for complying with the requirements for controlling emissions from equipment leaks (Subpart BB) and controlling emissions from containers, tanks, surface impoundments and miscellaneous units (Subpart CC).

Scope:

This procedure applies to all U.S. Safety-Kleen Branches that are permitted Treatment, Storage, and Disposal Facilities (TSDFs).

Responsibilities:

Branch General Manager (BGM)	Branch General Managers are responsible for following these procedures. BGMs also assist the EHS Manager in all compliance issues as they relate to the branch.
Environment Health and Safety Managers (EHS Manager)	EHS Managers are responsible for understanding all federal, state, and local regulatory issues pertaining to maintaining branch compliance with the control of emissions. EHS Managers conduct routine inspections and training to ensure branch compliance with Subparts BB and CC compliance.

Definitions:

Average Volatile Organic Concentration or average VOC	Means the mass-weighted average volatile organic concentration of a hazardous waste as determined in accordance with the requirements of 40 CFR 265.1084.
Closed-vent system	A system that is not open to the atmosphere and that is composed of piping, connections, and necessary, flow-inducing devices that transport gas or vapor from a piece or pieces of equipment to a control device.

Closure device	Means a cap, hatch, lid, plug, seal, valve, or other type of fittings that blocks an opening in a cover such that when the device is secured in the closed position it prevents or reduces air pollutant emissions to the atmosphere (Example: a hinged access lid or hatch)
Connector	Any flanged, screwed, welded, or other joined fittings used to connect two pipelines or a pipeline and a piece of equipment. For the purposes of reporting and recordkeeping, connector means flanged fittings that are not covered by insulation or other materials that prevent location of the fittings.
Equipment	Each valve, pump, compressor, pressure relief device, sampling connection system, opened-ended valve or line, or flange, or any control devices or systems required by Subpart BB.
In heavy liquid service	Means that the piece of equipment is not in gas/vapor service or in light liquid service (Example: mineral spirits is a heavy liquid)
In light liquid service	Means that the piece of equipment containers or contacts a waste stream where the vapor pressure of one or more of the components in the stream is greater than 0.3 kilopascals (kPa) at 20°C, the total concentration of the pure components having a vapor pressure greater than 0.3 kPa at 20°C is equal to or greater than 20 percent by weight and the fluid is a liquid at operating conditions (Example: paint thinner is a light liquid)
Level 1 Container	≤ 122 gallons, Storage of any hazardous; no waste stabilization or >122 gallons, "Not in light material service" (See Subpart BB section of this BOG for Light Material Service definition); no waste stabilization
Level 2 Container	>122 gallons, "In light material service," no waste stabilization
Level 3 Container	>26.4 gallons, Stabilization of hazardous waste
Malfunction	Means any sudden, infrequent, and not reasonably preventable failure of air pollution control equipment, process equipment, or a process to operate in a normal or unusual manner. **Note:** Failures that are caused in part by poor maintenance or careless operation are not malfunctions.
Maximum Organic Vapor Pressure	Means the sum of the individual organic constituent partial pressure exerted by the material contained in a tank, at the maximum vapor pressure-causing conditions (i.e., temperature, agitation, pH effects of combining wastes, etc.) reasonably expected to occur in the tank.
Open-ended valve or line	Any valve, except pressure relief valves, have one side of the valve seat in contact with the process fluid and one side open to the atmosphere, either directly or through open piping.

Point of waste origination

(1) When the facility owner or operator is the generator of the hazardous waste, point of waste origination means the point where a solid waste is produced by a system, process, or waste management unit is determined to be a hazardous waste as defined by 40 CFR Part 261.
(2) When the facility owner and operator is not the generator of the hazardous waste, point of the waste origination means the point where the owner or operator accepts delivery or takes possession of the hazardous waste.

Related Documents:

Attachment A	Example daily Subpart BB Inspection Form
Attachment B	Example Leak Detection and Repair Form
Attachment C	Example Branch Daily Inspection Form (tanks and containers)
Attachment D	Example Subpart CC Annual Tank Inspection (including difficult Subpart BB tagged fittings at tops of tanks).

Overview:

Procedures for compliance with both Subparts BB and CC are covered in the BOG.

Standards have been promulgated limiting organic emissions resulting from equipment leaks at new and existing hazardous waste treatment, storage and disposal facilities (TSDFs) requiring RCRA permit under RCRA Subtitle C.

These emission standards, set forth under 40 CFR Parts 264 and 265, Subpart BB, apply to any "leaks" from valves, pumps, compressors, pressure relief devices, sampling connection systems, flanges or other pipe connectors, control devices, and open-ended valves or lines that may result in organic emissions. Controls for these sources are required at TSDFs where the equipment contains or comes in contact with hazardous waste streams with 10 percent or greater organics content (by weight).

Subpart CC regulations require owners and operators of tanks, container, surface impoundments, and miscellaneous units to limit VOC emissions from these units by providing covers and emission control devices.

Tanks Subject to Subpart CC: Any tank that is used to store or treat hazardous waste with a VOC 100 ppm or greater.

Containers Subject to Subpart CC: Containers with design volume of greater than 0.1 m^3 (about 26 gallons) that are used to store or treat hazardous waste with a VOC 100 ppm or greater.

Generators storing hazardous waste in containers and in tanks for up to 90 days are also subject to the Subpart CC regulations. Satellite accumulation drums of less than 55 gallons are not subject to Subpart CC.

Procedures:

Subpart BB

- Each piece of equipment in waste service, such as pumps, valves, flanges (includes flanges located at either end of a valve), compressors, other connectors (any threaded fitting), open-ended lines, and flanged manway covers must be marked (tagged) such that they are easily distinguished from other pieces of equipment (numbered).

  Note: Zip ties (nylock ties) are not acceptable for attaching Subpart BB ID tags to equipment. Subpart BB ID tags **must** be attached to equipment using a stainless steel wire which can be ordered from MSC (**MSC #93536928**). All Subpart BB equipment ID tags currently attached to equipment by something other than a stainless steel wire need to be replaced immediately.

- Each open-ended valve or line must be equipped with a cap, blind flange, plug, or a second valve which seals the open end at all times except when hazardous waste flows through the open-ended valve or line. **Note:** Any cover to an open-ended valve must be marked (tagged/number).

- Drawings to show location of each piece of equipment and corresponding tag/number must be current and maintained in the EHS file. **Note:** Notify EHS Manager if tags or equipment are added or removed.

- List numbers for valves (threaded fittings) that are designated as unsafe-to monitor or difficult-to-monitor. Provide an explanation of why these threaded fittings are unsafe or difficult to monitor on a daily basis and when they are inspected. (Example: Tagged equipment on top of vertical tank(s) is inspected annually in conjunction with the Subpart CC inspection. See Subpart CC section of this BOG)

- Each tagged piece of equipment must be visually inspected during daily inspections. If a leak is noticed, it must be noted on the daily inspection log for that day.

- If pieces of equipment are found to be leaking:

  - Note the leaking equipment on the daily inspection form (circle "N" and note the tag number at the bottom of the inspection sheet)

  - Tag the leaking equipment with a weatherproof tag.

  - Complete the Leak Detection and Repair form with the required information. Record the status of repairs on this form.

  - The first attempt to repair the leak must be done in 5 calendar days from the time the leak was noted on the daily inspection sheet.

- The leak must be repaired with 15 calendar days of detecting a leak or the equipment must be taken out of service. **Note:** Contact BGM and EHS Manager if it appears that repairs cannot be made within the 15 days.
- If repairs are not made within 15 calendar days or taken out of service, the EHS Manager must submit a semi-annual report to the Regional Administrator describing the situation.
- Remove the weatherproof tag when repairs are finished.
- All activities to repair a leak must be recorded on a Leak Detection and Repair form.

- The actual vapor pressure must be maintained in the operating record (EHS 999 file cabinet) to show that the equipment is in heavy liquid service. **Note:** EHS Manager will make sure this information is current, in the EHS 999 file, and available for inspection.

Subpart CC

- The facility operating record must identify all hazardous waste storage tanks for Subpart CC compliance (including 90 day tanks), drum storage areas and transfer operations, such as drum emptying and truck stations, as applicable units.

  Note: This information can be found in Part B Permit Application, but must be in EHS 999 file and available for inspection

- Hazardous waste storage tanks must be classified as Level 1 or Level 2 tanks based on the above referenced definitions.

  Note: Most branch storage tanks are classified as Level 1 tanks. Therefore, the following procedures address Level 1 tanks.

- Vapor pressure of the waste in the tank(s) must be available for inspection (see EHS 999 files).

- Tanks must be equipped with covers, and all cover openings are kept closed except when sampling, adding or removing waste materials.

  Note: Due to SK policy which requires the use of 55-gallon drums for accumulation of site generated wastes, all satellite accumulation containers of return and fill/dock wastes are subject to this requirement.

  Note: In states that consider the drum washer(s) as Level 1 tanks, the drum washer(s) lid must be closed when drum washing operations are being conducted and when not in use if materials are present in the unit (exception being when wastes are being added or removed from the equipment), and be equipped with proper seals on the lid to control emissions.

- Annual inspections must be conducted on all tanks' covers and all tank openings, such as manhole covers, pressure relief devices, conservation vents and long bolted manways.

Note: If visible holes or gaps are noted in the inspection: Repair documentation must indicate the first attempt at repair was performed within 5 days and repairs must be completed within 45 days of discovery unless repair cannot be conducted without emptying the tank or taking it out of service and no alternative tank capacity is available. In such instances, a tank must be repaired the next time it stops operation and the repair must be completed before placing the tank back into service (Note: see EHS Manager for additional guidance if repair cannot be completed within 45 days of detecting a leak. Some permits or other regulatory requirements may not allow the continued operation of a tank beyond 45 days after discovering a defect. Severe leaks will require immediate action and may require the tank to be removed from service immediately, and repair certified by an independent Professional Engineer).

- An inspection of the top of the tank(s) must be conducted annually. The findings must be documented.

  Branches with vertical waste tank(s): Due to the difficult location of the Subpart BB tags for the threaded fittings at the top of these tank(s), daily inspection of these fittings is not possible. Therefore, in conjunction with the annual Subpart CC inspection, these tagged fittings will be inspected. The documentation of the Subpart CC annual tank inspection will also reference the tag numbers for the fittings located at the top of the tank and whether leaks were noted or not.

ATTACHEMENT A – Example Subpart BB Inspection Form

INSPECTION LOG SHEET FOR:
Daily Inspection of **TANK EQUIPMENT**

INSPECTOR'S NAME/TITLE _____

INSPECTOR'S SIGNATURE:				
MONDAY	**TUESDAY**	**WEDNESDAY**	**THURSDAY**	**FRIDAY**

DATE: (M / D / Y)

TIME

Pump, Flange, or Valve Number	MON.	TUES.	WED.	THURS.	FRI.
1 _____	A** N	A N	A N	A N	A N
2 _____	A N	A N	A N	A N	A N
3 _____	A N	A N	A N	A N	A N
4 _____	A N	A N	A N	A N	A N
5 _____	A N	A N	A N	A N	A N
6 _____	A N	A N	A N	A N	A N
7 _____	A N	A N	A N	A N	A N
8 _____	A N	A N	A N	A N	A N
9 _____	A N	A N	A N	A N	A N
10 _____	A N	A N	A N	A N	A N
11 _____	A N	A N	A N	A N	A N
12 _____	A N	A N	A N	A N	A N
13 _____	A N	A N	A N	A N	A N
14 _____	A N	A N	A N	A N	A N
15 _____	A N	A N	A N	A N	A N
16 _____	A N	A N	A N	A N	A N
17 _____	A N	A N	A N	A N	A N
18 _____	A N	A N	A N	A N	A N
19 _____	A N	A N	A N	A N	A N
20 _____	A N	A N	A N	A N	A N
21 _____	A N	A N	A N	A N	A N
22 _____	A N	A N	A N	A N	A N
23 _____	A N	A N	A N	A N	A N
24 _____	A N	A N	A N	A N	A N
25 _____	A N	A N	A N	A N	A N
26 _____	A N	A N	A N	A N	A N
27 _____	A N	A N	A N	A N	A N
28 _____	A N	A N	A N	A N	A N
29 _____	A N	A N	A N	A N	A N
30 _____	A N	A N	A N	A N	A N
31 _____	A N	A N	A N	A N	A N
32 _____	A N	A N	A N	A N	A N
33 _____	A N	A N	A N	A N	A N
34 _____	A N	A N	A N	A N	A N
35 _____	A N	A N	A N	A N	A N
36 _____	A N	A N	A N	A N	A N
37 _____	A N	A N	A N	A N	A N
38 _____	A N	A N	A N	A N	A N
39 _____	A N	A N	A N	A N	A N
40 _____	A N	A N	A N	A N	A N

If 'N', enter pump or valve # _____ and circle appropriate problem: potential leak, active leak, sticking, wear, does not operate smoothly, other: _____

For all leaks and potential leaks, the Leak Detection and Repair Record must be completed.

* Add short descriptions of unit being inspected (e.g. gate valve, dumpster flange, dumpster pump, etc.)

** A = Acceptable N = Not Acceptable

Draw a line through valve and pump I.D. numbers which do not apply.

ATTACHMENT B – Example Subpart BB Leak Detection and Repair Form

LEAK DETECTION AND REPAIR RECORD

EQUIPMENT I.D. # _____ BRANCH#_____
DESCRIPTION_____
TANK SYSTEM _____

	DATE	INSPECTOR'S SIGNATURE
HOW WAS POTENTIAL OR ACTUAL LEAK DETECTED? _____	_____	_____
DESCRIBE THE POTENTIAL OR ACTUAL LEAK:_____ _____		
INSTRUMENT MONITORING WITHIN FIVE DAYS	_____	_____
(1.) RESULTS_____		
REPAIR ATTEMPT METHOD _____ (2.) RESULTS _____	_____	_____
REPAIR ATTEMPT METHOD _____ (3.) RESULTS _____	_____	_____
DATE OF SUCCESSFUL REPAIR (must be completed w/in 15 days)	_____	_____
METHOD _____ (4.) RESULTS _____		
FOLLOWUP MONTHLY MONITORING FOR VALVES		
(5.) RESULTS _____	_____	_____
(6.) RESULTS _____	_____	_____

MONITORING SUMMARY

	(REFERENCE NUMBER – SEE ABOVE) (1)	(2)	(3)	(4)	(5)	(6)
INSTRUMENT #/OPERATOR	___	___	___	___	___	___
CALIBRATION	___	___	___	___	___	___
BACKGROUND READING	___	___	___	___	___	___
READING AT EQUIPMENT	___	___	___	___	___	___
LEAK DETECTED?	___	___	___	___	___	___

ATTACH ANY DOCUMENTATION PREPARED BY THE CONSULTANT

ATTACHMENT C – Example Subpart CC Daily Inspection Form Page 1 of 3

INSPECTION LOG SHEET FOR:
Daily Inspection of **STORAGE TANK SYSTEM**

INSPECTOR'S NAME/TITLE _____

INSPECTOR'S SIGNATURE: _____

MONDAY	TUESDAY	WEDNESDAY	THURSDAY	FRIDAY

	MON.		TUES.		WED.		THURS.		FRI.	
TRANSFER PUMPS AND HOSES										
Pump Seals:	A	N	A	N	A	N	A	N	A	N
If 'N', circle appropriate problem: leaks, other: _____										
Motors:	A	N	A	N	A	N	A	N	A	N
If 'N', circle appropriate problem: overheating, other: _____										
Fittings:	A	N	A	N	A	N	A	N	A	N
If 'N', circle appropriate problem: leaks, other: _____										
Valves:	A	N	A	N	A	N	A	N	A	N
If 'N', circle appropriate problem: leaks, sticking, other: _____										
Hose Connections and Fittings:	A	N	A	N	A	N	A	N	A	N
If 'N', circle appropriate problem: cracked, loose, leaks, other: _____										
Hose Body:	A	N	A	N	A	N	A	N	A	N
If 'N', circle appropriate problem: crushed, thin spots, leaks, other: _____										
RETURN AND FILL STATION										
Wet Dumpster:	A	N	A	N	A	N	A	N	A	N
If 'N', circle appropriate problem: sediment buildup, leaks, rust, split seams, distortion, deterioration, excess debris, other: _____										
Secondary Containment:	A	N	A	N	A	N	A	N	A	N
If 'N', circle appropriate problem: sediment/liquid, leaks, deterioration, distortion, excess debris, other: _____										
Loading/Unloading Area:	A	N	A	N	A	N	A	N	A	N
If 'N', circle appropriate problem: cracks, ponding/wet spots, deterioration, other: _____										

OBSERVATIONS, COMMENTS, DATE AND NATURE OF REPAIRS OF ANY ITEMS INDICATED AS "NOT ACCEPTABLE": _____

A = Acceptable N = Not Acceptable

IF AN ITEM IS NOT APPLICABLE, ENTER 'N/A' AFTER IT AND DRAW A LINE THROUGH THE 'ACCEPTABLE/NOT ACCEPTABLE' ROW]

ATTACHMENT C – Example Subpart CC Daily Inspection Form Page 2 of 3

INSPECTION LOG SHEET FOR:
Daily Inspection of **STORAGE TANK SYSTEM**
(A separate log must be completed for each tankfarm which contains a hazardous waste storage tank.)

INSPECTOR'S NAME/TITLE _____

INSPECTOR'S SIGNATURE:

MONDAY	TUESDAY	WEDNESDAY	THURSDAY	FRIDAY

___/___/___ DATE (M/D/Y) ___/___/___ ___/___/___ ___/___/___ ___/___/___

___ TIME ___ ___ ___ ___

STORAGE TANKS:
TANKS MUST NEVER BE MORE THAN 5 (5) FULL*

	MON.	TUES.	WED.	THURS.	FRI.
___ *Tank (in.)	/	/	/	/	/
___ Tank (in./gal.)	/	/	/	/	/

Tank Exterior: A** N A N A N A N A N

If 'N', circle appropriate problem: rusty or loose anchoring, lack of grounding, wet spots, discoloration, leaks, distortion, other: _____

High Level Alarms: A N A N A N A N A N

If 'N', circle appropriate problem: malfunctioning "Power On" light, malfunctioning siren/strobe light, other: _____

Volume Gauges: A N A N A N A N A N

If 'N', circle appropriate problem: disconnected, sticking, condensation, other: _____

CONTAINMENT AREA (Tank Dike)

Any material which spills, leaks or otherwise accumulates in the dike, including rainwater, must be completely removed within 24 hours.

Bottom and Walls A N A N A N A N A N

If 'N', circle appropriate problem: cracks, debris in dike, open drums in dike, ponding/wet spots, stains, sealant is pitted, cracked, chipped, deterioration, displacement, leaks, other: _____

Rigid Piping and Supports A N A N A N A N A N

If 'N', circle appropriate problem: distortion, corrosion, paint failure, leaks, other: _____

OBSERVATIONS, COMMENTS, DATE AND NATURE OF REPAIRS OF ANY ITEMS INDICATED AS "NOT ACCEPTABLE": _____

*Fill in the Waste Type (e.g. Mineral Spirits) **A = Acceptable N = Not Acceptable
IF ANY ITEM IS NOT APPLICABLE, ENTER 'N/A' AFTER IT AND DRAW A LINE THROUGH THE 'ACCEPTABLE/NOT ACCEPTABLE' BOW)

ATTACHMENT C – Example Subpart CC Daily Inspection Form Page 3 of 3

INSPECTION LOG SHEET FOR:
Daily Inspection of **CONTAINER STORAGE AREA**
(A seperate log must be completed for each storage area.)

ESCRIPTION OF AREA (e.g., metal shelter, northeast corner of warehouse, etc.) _____

ERMITTED STORAGE VOLUME: _____

SPECTOR'S NAME/TITLE _____

INSPECTOR'S SIGNATURE:

MONDAY	TUESDAY	WEDNESDAY	THURSDAY	FRIDAY
___/___/___ DATE: (M / D / Y)	___/___/___	___/___/___	___/___/___	___/___/___
_____ TIME	_____	_____	_____	_____

ONTAINERS	MON.		TUES.		WED.		THURS.		FRI.	
otal Volume* of _____ ** waste:										
otal Volume of _____ ** waste:										
otal Volume of _____ ** waste:										
otal Volume of _____ ** waste:										
otal Volume of _____:										
OTAL VOLUME (IN GALLONS):										
	A**	N	A	N	A	N	A	N	A	N

If 'N', circle appropriate problem: Total volume exceeds the amount for which the facility is permitted.
other: _____

ondition of Containers:	A	N	A	N	A	N	A	N	A	N

If 'N', circle appropriate problem: missing or loose lids, missing, incorrect or incomplete labels, rust, leaks, distortion,
other: _____

acking/Placement/Aisle Space:	A	N	A	N	A	N	A	N	A	N

If 'N', circle appropriate problem: different from Part B Floor Plan, containers not on pallets, unstable stacks, broken or damaged pallets, other: _____

ONTAINMENT

urbing, Floor and Sump(s):	A	N	A	N	A	N	A	N	A	N

ny material which spills, leaks or otherwise accumulates in the secondary containment must be **completely** removed within 24 hou it being discovered.)

If 'N', circle appropriate problem: ponding/wet spots, deterioration (cracks, gaps, etc.), displacement, leaks, inadequate sealant, other: _____

oading/Unloading Area:	A	N	A	N	A	N	A	N	A	N

If 'N', circle appropriate problem: cracks, deterioration, ponding/wet spots, other: _____

BSERVATIONS, COMMENTS, DATE AND NATURE OF REPAIRS OF ANY ITEMS INDICATED AS "NOT ACCEPTABLE": _____

When calculating total volumes, assume the containers are full.
*** Enter a short description of the waste (e.g., M.S., I.C., paint, etc.)** _____
**** A = Acceptable N = Not Acceptable**
F AN ITEM IS NOT APPLICABLE, ENTER 'N/A' AFTER IT AND DRAW A LINE THROUGH THE 'ACCEPTABLE/NOT ACCEPTABLE' ROW!

ATTACHMENT D– Example Subpart CC Annual Tank Inspection

ANNUAL INSPECTION LOG SHEET FOR
EQUIPMENT THAT IS 'DIFFICULT TO MONITOR

INSPECTOR'S NAME: _____

INSPECTOR' S TITLE: _____

INSPECTOR'S SIGNATURE: _____

DATE (M/D/Y): _____

ID #39 – NORMAL CONSERVATION VENTING	A	N
ID #40 - LONG BOLTED MANWAY EMERGENCY VENTING	A	N

If "N", circle appropriate problem: potential leak, actual leak, sticking, wear, does not operate smoothly, unusual odor, or _____

For all leaks and potential leaks, the Leak Detection and Repair Record must be completed.

A = Acceptable

N = Not Acceptable