WASTE MANAGEMENT

VISTA LANDFILL, LLC.
A WASTE MANAGEMENT COMPANY
242 W. Keene Road
Apopka, FL 32703
(407) 886-2920
(407) 886-8043 fax

February 23, 2011

Gloria DePradine
Florida Department of Environmental Protection
Central District Office
3319 Maguire Blvd., Suite 232
Orlando, FL 32803

RE: 2010 2nd Semi-annual Waste Quality Monitoring Report
Vista Landfill, LLC.
WACS Number 87801
FDEP Permit No. SC48-0165969-014

Mrs. DePradine,

Attached is the 2010 2nd Semi-annual Quality Monitoring Report for the Vista Landfill, LLC prepared by SCS Engineers. If you have any questions or require additional information or supporting documentation, feel free to contact me at 386-804-4183.

Sincerely,
Waste Management Inc. of Florida

Paul Bermillo
Environmental Protection Manager

cc: R. Jay Davoll, P.E., City Engineer, City of Apopka
Ken Guilbeault, SCS
Irv Slike, Waste Management

SCS ENGINEERS

Vista Landfill Semi-Annual Water Quality Monitoring Report Second Semi-Annual Monitoring 2010

Prepared for:

Vista Landfill, Inc.
242 West Keene Road
Apopka, Florida 32703

Prepared by:

SCS ENGINEERS
4041 Park Oaks Boulevard, Suite 100
Tampa, Florida 33610
(813) 621-0080

File No. 09207039.02
February 25, 2011

Vista Landfill
Semi-Annual
Water Quality Monitoring
Report
Second Semi-Annual Monitoring Period 2010

Prepared for:

Vista Landfill, Inc.
242 West Keene Road
Apopka, Florida 32703

Prepared by:

SCS ENGINEERS
4041 Park Oaks Boulevard, Suite 100
Tampa, Florida 33610
(813) 621-0080

ROBERT L. WESTLY
LICENSE
2/25/2011
STATE OF FLORIDA
PROFESSIONAL GEOLOGIST

Robert L. Westly, P.G.
PG License No. 000117

File No. 09207039.02
February 25, 2011

Florida Department of Environmental Protection

Bob Martinez Center
2600 Blair Stone Road
Tallahassee, Florida 32399-2400

DEP Form #: 62-701.900(31), F.A.C
Form Title: Water Quality Monitoring Certification
Effective Date: January 6, 2010
Incorporated in Rule 62-701.510(9), F.A.C.

WATER QUALITY MONITORING CERTIFICATION

PART I GENERAL INFORMATION

(1) Facility Name Vista Landfill, LLC., Class III

Address 242 West Keene Road

City Apopka Zip 32703 County Orange

Telephone Number (407)286-2920

(2) WACS Facility ID 87801

(3) DEP Permit Number SC48-0165969-014

(4) Authorized Representative's Name Paul Bermillo Title Environmental Protection

Address 3510 Rio Vista Avenue

City Orlando Zip 32805 County Orange

Telephone Number (386)804-4183

Email address (if available) PBermil1@wm.com

CERTIFICATION

I certify under penalty of law that I have personally examined and am familiar with the information submitted in this document and all attachments and that, based on my inquiry of those individuals immediately responsible for obtaining the information, I believe that the information is true, accurate, and complete. I am aware that there are significant penalties for submission of false information including the possibility of fine and imprisonment.

2-23-11
(Date)

(Owner or Authorized Representative's Signature)

PART II QUALITY ASSURANCE REQUIREMENTS

Sampling Organization Professional Technical Support Services, Inc. (Pro-Tech)

Analytical Lab NELAC / HRS Certification # NELAP Certification E87667

Lab Name TestAmerica, Inc. (TestAmerica Denver)

Address 4955 Yarrow Street, Arvada, CO 80002

Phone Number (303)736-0100

Email address (if available) Danielle.Harrington@testamericainc.com

Table of Contents

Section **Page**

1 Introduction 1
2 Geologic and Hydrogeologic Characteristics 4
Semi-Annual Groundwater Flow Assessment 4
Upper Surficial Aquifer 4
Intermediate Surficial Aquifer 8
Floridan Aquifer 8
3 Landfill Monitoring Program 9
Groundwater Monitoring Program 9
Field Parameters 11
Laboratory Parameters 11
Additional Parameters 11
Leachate Monitoring Program 11
Field Parameters 11
Laboratory Parameters 12
Semi-Annual Groundwater Monitoring Event 12
Metals Exceedances 12
Aluminum 12
Iron 14
Manganese 14
Inorganic Parameters Exceedances and Trends 14
Nitrate 14
pH 21
Organic Parameters Exceedances and Trends 21
Other Volatile Organic Compound Detections 21
Dissolved Oxygen 22
Alpha Radiation 22
Annual Leachate Monitoring Event 22
4 Summary 24

CONTENTS (Continued)

List of Figures

Figure No. **Page**

Figure 1-1. Site Location Map, Vista Landfill, Orange County, Florida 2
Figure 1-2. Site Plan, Vista Landfill, Orange County, Florida 3
Figure 2-1. December 2010 Shallow Surficial Aquifer Water Level Map, Vista Landfill, Orange County, Florida 6
Figure 2-2. December 2010 Intermediate Surficial Aquifer Potentiometric Map, Vista Landfill, Apopka, Florida 7
Figure 3-1. "A" Wells Time Series Plot for Aluminum, Vista Landfill, Orange County, Florida 15
Figure 3-2. "B" Wells Time Series Plot for Aluminum, Vista Landfill, Orange County, Florida 16
Figure 3-3. "FL" Wells Time Series Plot for Aluminum, Vista Landfill, Orange County, Florida 17
Figure 3-4. "A" Wells Time Series Plot for Iron, Vista Landfill, Orange County, Florida 18
Figure 3-5. "B" Wells Time Series Plot for Iron, Vista Landfill, Orange County, Florida 19
Figure 3-6. "FL" Wells Time Series Plot for Iron, Vista Landfill, Orange County, Florida 20

List of Tables

Table No. **Page**

Table 2-1. Groundwater Elevation Measurements 5
Table 3-1. Active Surficial Aquifer and Floridan Aquifer Groundwater Monitoring Wells at the Vista Landfill 9
Table 3-2. Existing Monitoring Well Construction Details 10
Table 3-3. Summary of Groundwater Quality Analytical Results 13
Table 3-4. Summary of Leachate Sampling Results 23

Appendices

A Laboratory Analytical Results and Field Forms
B Compact Disk Containing Report in .pdf Format and Adapt File

1 INTRODUCTION

SCS Engineers (SCS) prepared this semi-annual water quality monitoring report for the Vista Landfill (VLF) on behalf of Vista Landfill, Inc. (VLI). The VLF is located approximately two miles south of Apopka, Florida, at 242 West Keene Road. The VLF lies south of Keene Road, west of Old Apopka-Clarcona Road, and east of Lake Mitchell in Orange County Florida (Figure 1-1). The VLF is a Class III lined landfill with a leachate collection system. The bottom-liner system consists of three layers (from top to bottom): a 2-foot thick sand liner protective layer, a double-sided geocomposite drainage layer, and a 50-mil high density polyethylene (HDPE) geomembrane layer. Waste was initially placed in the landfill on November 17, 2008.

This report was prepared in accordance with Florida Department of Environmental Protection (FDEP) Permit/certification No. SC48-0165969-014, Condition 16, Monitoring Plan Implementation Schedule (MPIS), and Chapter 62-701.510(9)(a) Florida Administrative Code (FAC). Locations of monitoring sites are shown on Figure 1-2. The second semi-annual 2010 sampling data were obtained December 16 and 17, 2010. The report is being submitted within 60 days of receipt of the laboratory results. An electronic data deliverable (EDD) of the results in “ADaPT format” is attached as Appendix B. This EDD has been verified as uploadable into the latest version of ADaPT.

Water quality sampling and physical readings and measurements were performed by technical staff of Pro-Tech Environmental (Pro-Tech), Atlanta, Georgia. Water quality analyses were performed by TestAmerica Laboratories, Inc. (TestAmerica Denver), Denver, Colorado. Field work, sampling methodologies, data evaluation, and data Quality Assurance/Quality Control (QA/QC) were conducted in accordance with FAC Chapter 62-160 Standard Operating Procedures (DEP-SOP-001/01), the VLF MPIS, the VLF site permit, and the Pro-Tech sample team quality manual. Laboratory analyses were performed in accordance with Chapter 62-160, FAC DEP-SOP-001/01, the VLF MPIS, and the site permits. TestAmerica Denver is certified by the Florida Department of Health Environmental Laboratory Certification Program (DoH ELCP).

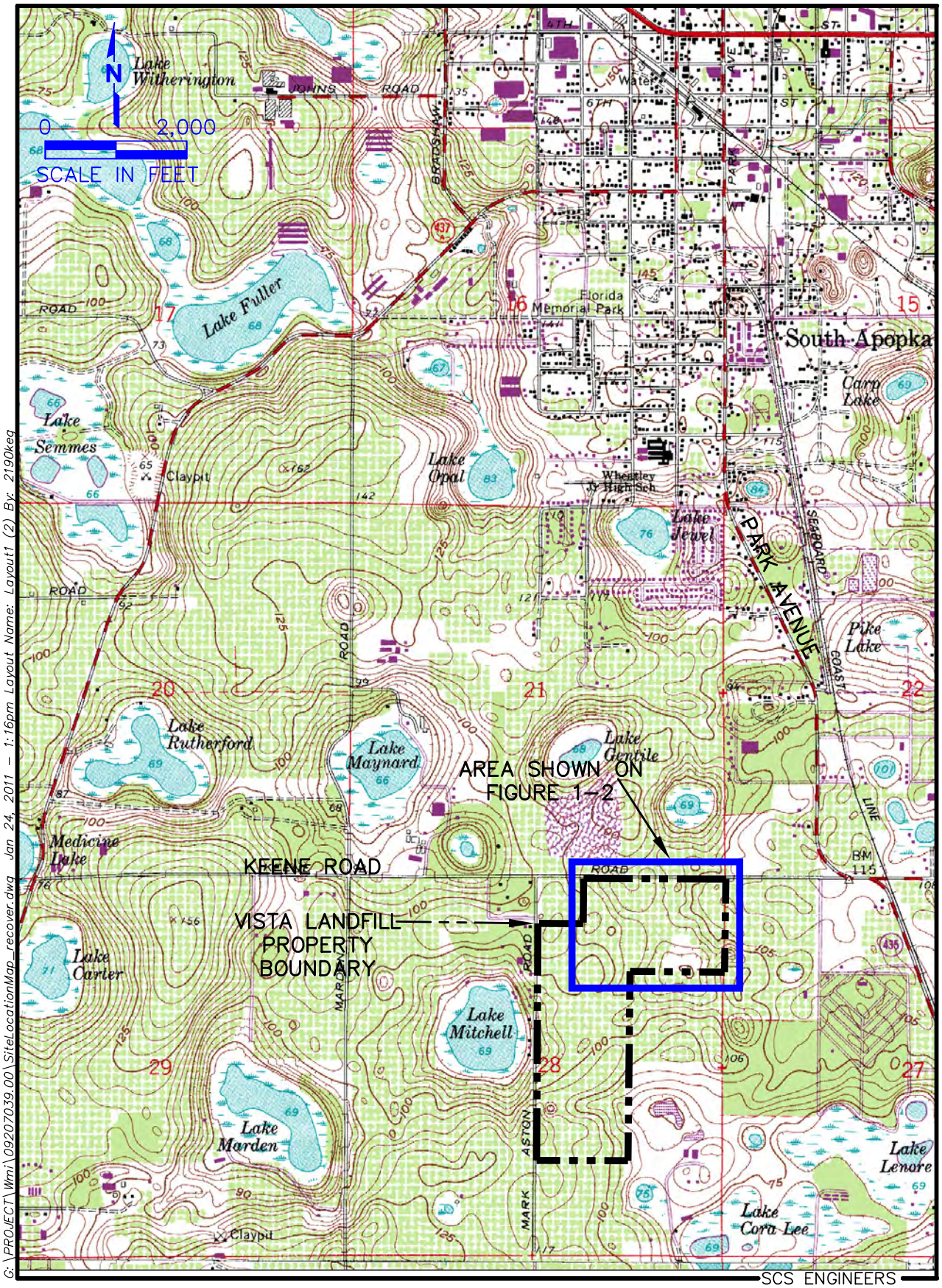

Figure 1-1. Site Location Map, Vista Landfill, Apopka, Florida.

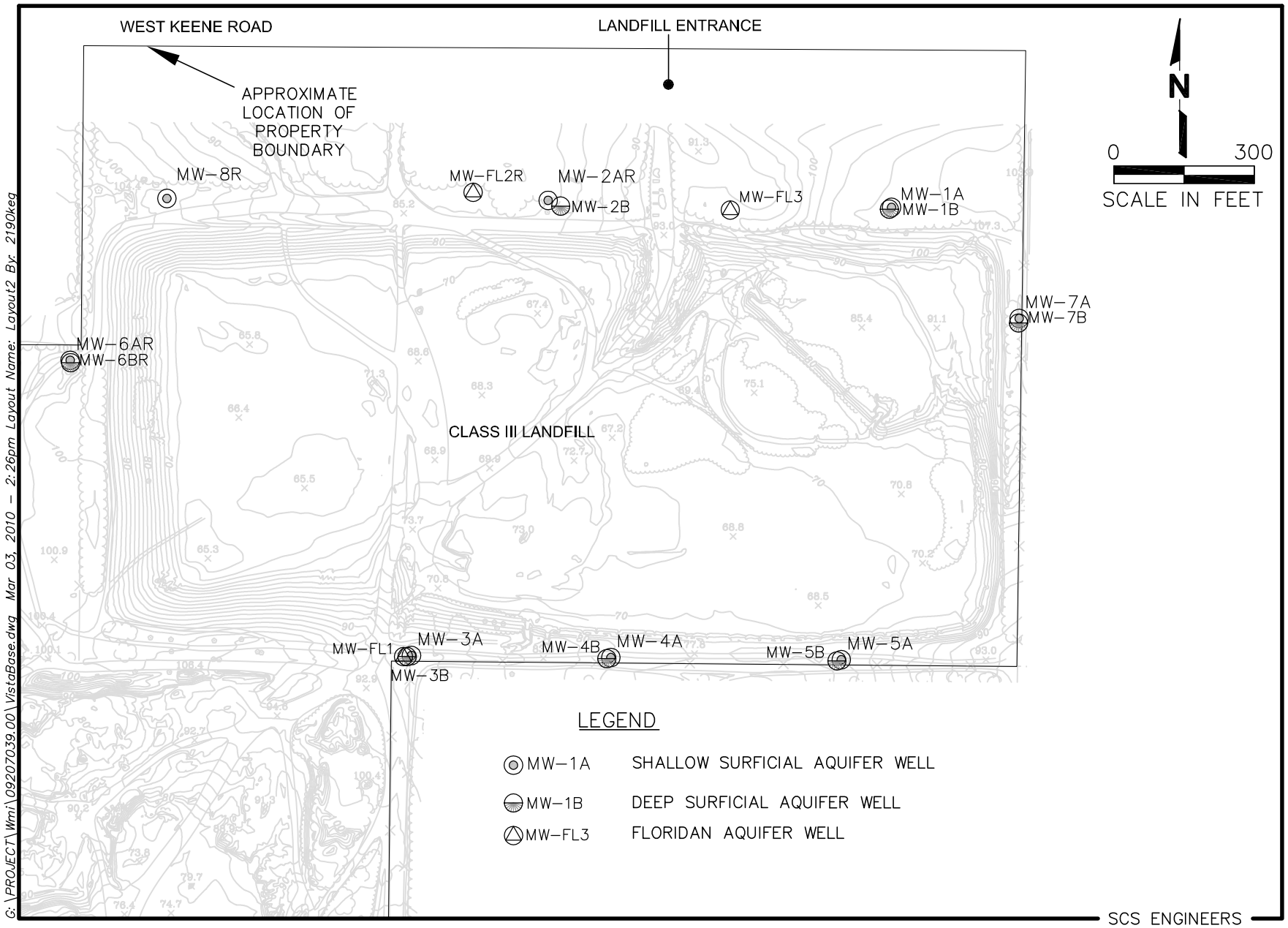

Figure 1-2. Site Map, Vista Landfill, Apopka, Florida.

2 GEOLOGIC AND HYDROGEOLOGIC CHARACTERISTICS

Figure 1-1 shows the topography of the VLF site and region prior to the site being developed as a borrow pit and then as a landfill. The topography indicates the site is located in a region that is internally drained.

Based on SCS' evaluation of VLF hydrogeologic data, the groundwater at VLF primarily occurs in the Hawthorn Group and the underlying Floridan aquifer. The "surficial aquifer" consists of the water-bearing permeable zones of the Hawthorn Group that overlay the Floridan aquifer. The groundwater flow direction of the lower Hawthorn Group tends to mimic the pre-construction topography of the VLF. As seen on Figure 1-1, the topography of the VLF (Figure 1-1) generally slopes towards the north, west, and south.

The Floridan aquifer underlies the surficial aquifer at the VLF and is separated from it by the clay units of the Hawthorn Group.[1] Karst features (e.g., sinkholes) developed historically in the sediments overlying the upper Floridan aquifer, resulting in the internal drainage characteristics of the region. As a result, runoff and surficial aquifer groundwater flow moves toward and into these karst features, often resulting in development of surface water bodies such as Lake Mitchell, which is located west of the VLF (Figure 1-1).

SEMI-ANNUAL GROUNDWATER FLOW ASSESSMENT

The groundwater flow assessment of the upper and lower surficial aquifer was performed using the groundwater elevation data obtained on December 16, 2010. This groundwater flow assessment included collecting and compiling groundwater depth measurements, calculating groundwater elevations, and constructing site figures depicting groundwater contours and the estimated groundwater flow direction. Table 2-1 lists monitoring well numbers, measured depths to water, and calculated groundwater elevations. Water level maps generated for the upper surficial aquifer and lower surficial aquifer are presented in Figures 2-1 and 2-2. These maps are generated using Surfer® Version 8.02, groundwater contouring computer program, with the interpretation verified by an SCS hydrogeologist.

Upper Surficial Aquifer

The upper surficial aquifer is defined here as the uppermost water-bearing zone of the undifferentiated sands and clayey sands that are part of the Hawthorn Group. A water level map of the shallow surficial aquifer was prepared from shallow surficial well data for the December 2010 sampling and is provided as Figure 2-1.

[1] The Rust Environment and Infrastructure (RUST) August 1996 (Revised September 1998) report entitled "Keene Road Hydrogeologic Evaluation" Prepared for Waste Management Inc.

TABLE 2-1. GROUNDWATER ELEVATION MEASURMENTS, VISTA LANDFILL, APOPKA, FLORIDA.

Well No.	TOC Elevation (Feet NGVD)	Depth to Water (Feet Below Top of Casing)	December 16, 2010 Groundwater Elevation (Feet NGVD)
MW-1A	109.47	46.13	63.34
MW-1B	109.53	56.37	53.16
MW-2AR	87.22	35.61	51.61
MW-2B	88.46	38.38	50.08
MW-3A	92.87	42.65	50.22
MW-3B	93.06	42.78	50.28
MW-4A	82.04	31.31	50.73
MW-4B	83.18	31.45	51.73
MW-5A	81.86	30.42	51.44
MW-5B	81.27	31.25	50.02
MW-6AR	104.11	53.88	50.23
MW-6BR	103.99	52.84	51.15
MW-7A	109.26	44.63	64.63
MW-7B	109.13	57.50	51.63
MW-8R	99.60	47.75	51.85
MW-FL1	93.16	42.88	50.28
MW-FL2R	86.76	33.57	53.19
MW-FL3	97.49	49.98	47.51

Notes:

NGVD = National Geodetic Vertical Datum, 1929.

TOC = Top of Casing

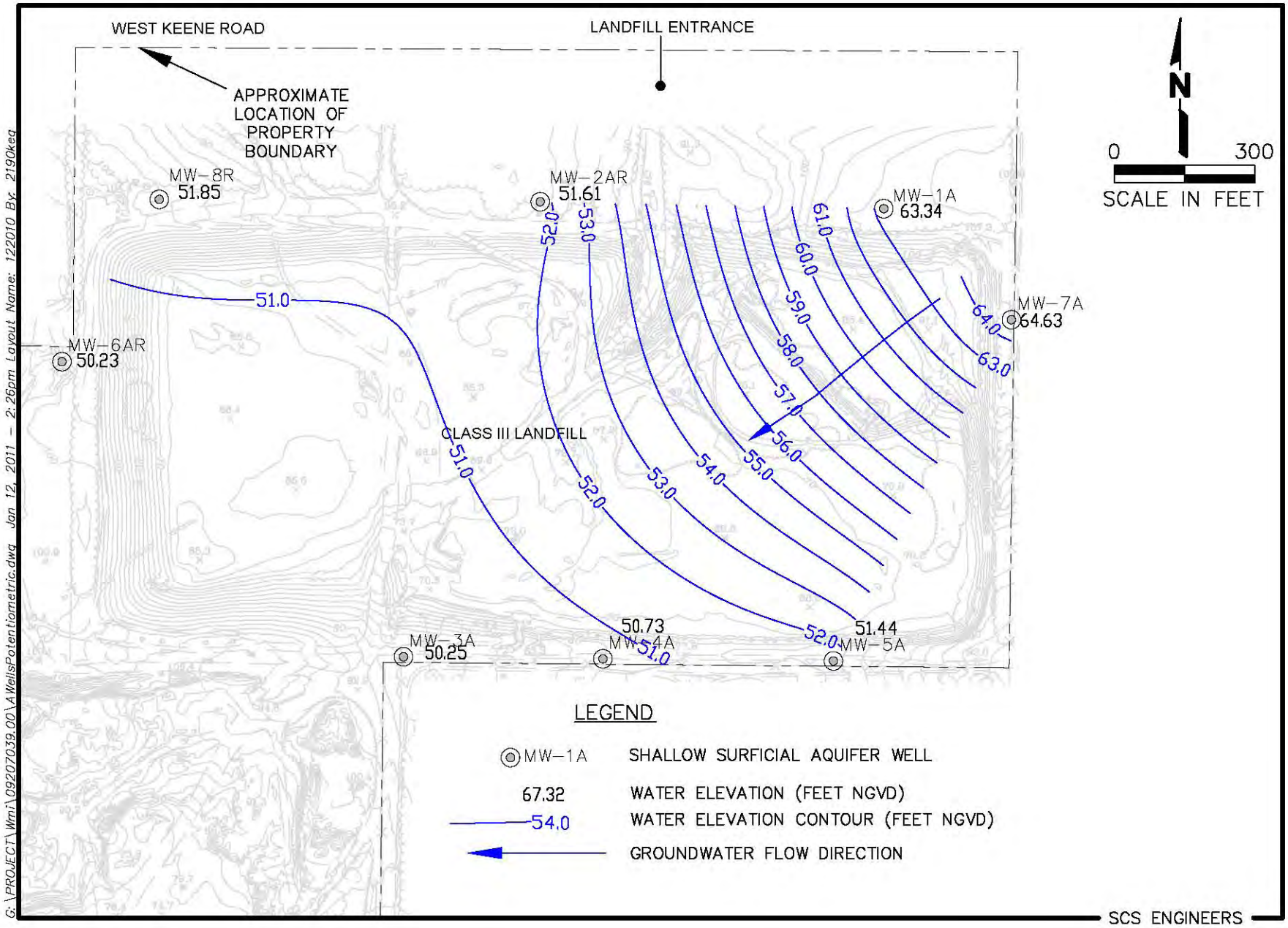

Figure 2–1. December 2010 Shallow Surficial Aquifer Water Level Map, Vista Landfill, Apopka, Florida.

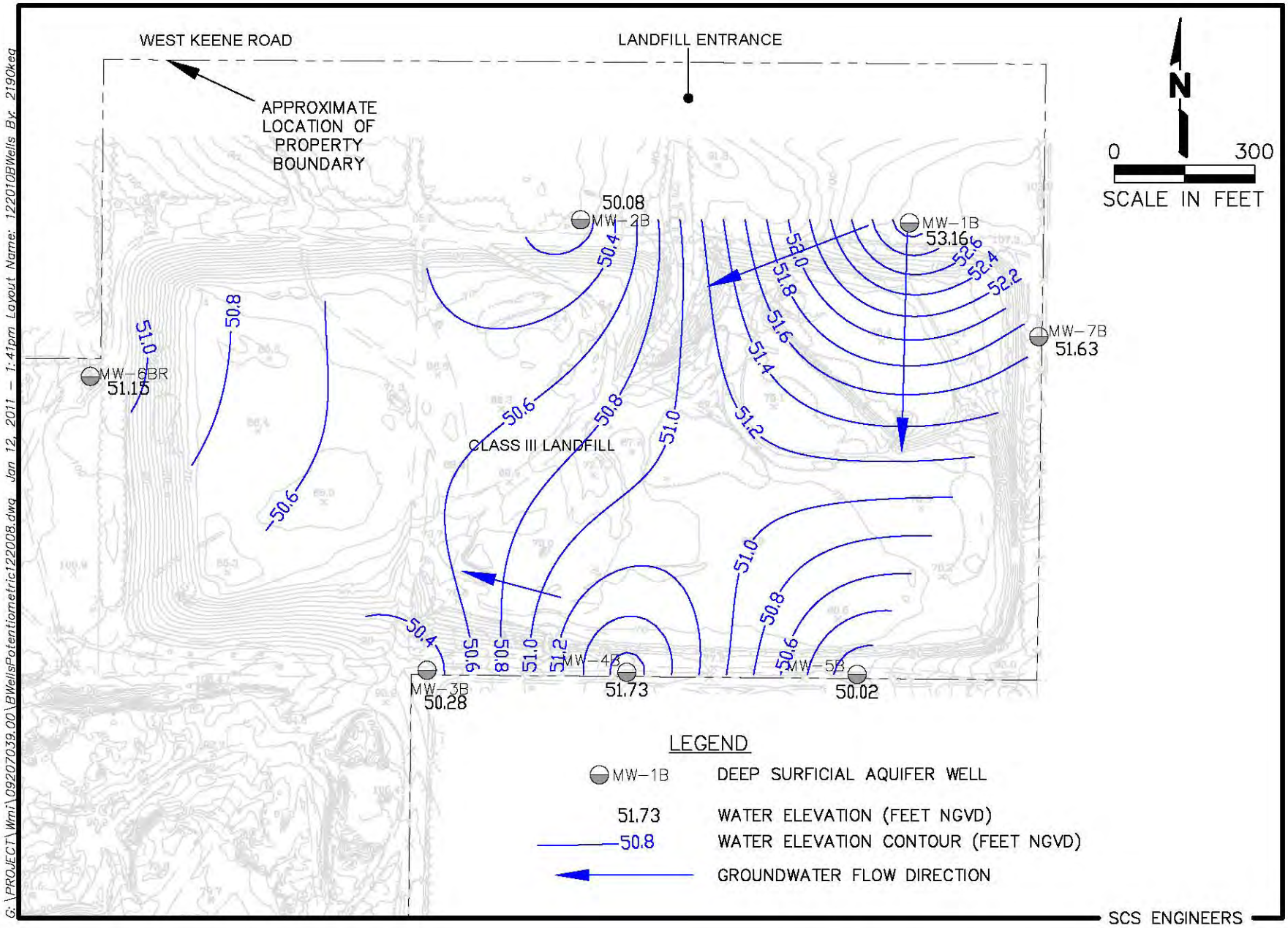

Figure 2–2. December 2010 Intermediate Surficial Aquifer Potentiometric Surface Map, Vista Landfill, Apopka, Florida.

Groundwater flow typically is expected to be perpendicular to the water level contours. Therefore, the approximate direction of groundwater flow in the shallow surficial aquifer is to the southwest. This groundwater flow configuration results from a combination of recharge from rainfall infiltration outside the bottom liner, interchange of groundwater with the underlying intermediate surficial aquifer, and lateral inflow to the shallow surficial aquifer from outside the VLF. The flow direction is consistent with previous flow assessments at the Vista Landfill.

Intermediate Surficial Aquifer

A potentiometric map of the intermediate surficial aquifer was prepared from intermediate surficial well data for the December 2010 sampling event (Figure 2-2). Groundwater flow within the intermediate surficial aquifer beneath the VLF apparently consists of two flow regimes, as indicated by the groundwater flow direction arrows on Figure 2-2. A portion of the groundwater enters near the northeast corner and moves to the south and southwest. A portion of the groundwater enters from the west boundary and probably flows toward the east and south. This groundwater flow configuration is a combination of interchange of groundwater with the overlying shallow surficial aquifer and lateral inflow to the intermediate surficial aquifer from outside the VLF. These flow directions are consistent with previous flow assessments at the Vista Landfill.

Floridan Aquifer

Due to the limited number of “FL” zone wells for the site, potentiometric maps were not prepared. Regional potentiometric maps for the Floridan aquifer indicate that flow in the aquifer at the VLF is towards the northeast. This is confirmed by the water levels observed at the VLF at Floridan aquifer groundwater monitoring wells MW-FL1 and MW-FL3 (see Table 2-1).

3 LANDFILL MONITORING PROGRAM

The semi-annual program consists of monitoring the surficial aquifer groundwater, Floridan aquifer groundwater, and leachate.

GROUNDWATER MONITORING PROGRAM

The surficial aquifer groundwater and Floridan aquifer groundwater currently are monitored at the site at 18 locations. The surficial aquifer is monitored in two zones: the shallow zone ("A" wells) and the intermediate zone ("B" wells). The Floridan aquifer is monitored by the "FL" wells, with the exception of MW-FL2R. Based on well logs and similar water levels to surficial aquifer intermediate zone wells, MW-FL2R appears to be installed in a deep portion of the surficial aquifer deep zone, possibly in a relict karst feature.

Well locations for each monitored zone are shown on Figure 1-2. The monitoring wells and respective aquifers for each monitored zone are listed in Table 3-1. The construction details for the 18 active monitoring wells comprising the monitoring system are included in Table 3-2.

Table 3-1. Active Surficial Aquifer and Floridan Aquifer Groundwater Monitoring Wells at the Vista Landfill

Surficial Aquifer Shallow Zone	Surficial Aquifer Intermediate Zone	Surficial Aquifer Deep Zone	Floridan Aquifer
Background Monitoring Wells			
MW-1A	MW-1B		
MW-2AR	MW-2B		
MW-6AR	MW-6BR		
MW-7A			
MW-8R			
Compliance Monitoring Wells			
MW-3A	MW-3B		MW-FL1
MW-4A	MW-4B		
MW-5A	MW-5B		
	MW-7B		
		MW-FL2R	
			MW-FL3

Note:
1. Wells listed on the same row are part of a cluster of wells.

The current permit requires semi-annual sampling of the background and compliance monitoring wells for the field and laboratory parameters listed below.

TABLE 3-2. EXISTING MONITORING LOCATIONS AND CONSTRUCTION DETAILS, VISTA LANDFILL, APOPKA, FLORIDA

WACS ID	Water Quality Monitoring Site ID	Date Installed	Date Abandoned	Well Type	Aquifer Monitored	Top of Casing Elevation (NGVD)	Total Well Depth (Feet BLS)	Outer Casing Diameter/ Depth	Well Diameter	Screen Slot Size	Screen Length (feet)	Top of Screen (Feet BLS)	Bottom of Screen (Feet BLS)	Top of Screen (Feet NGVD)	Bottom of Screen (Feet NGVD)	Northing (NAD 1983)	Easting (NAD 1983)	Latitude (NAD 1983)	Longitude (NAD 1983)
19335	MW-1A[1]	4/20/2004	NA	BG	Shallow Surficial	109.47	69	NA	2	0.006	20	49	69	57	37	1565469.28	492550.11	28° 38' 21.30"	81° 30' 36.28"
19336	MW-1B	4/20/2004	NA	BG	Intermediate Surficial	109.53	96	NA	2	0.010	10	86	96	20	10	1565465.40	492545.32	28° 38' 21.27"	81° 30' 36.33"
ND	MW-2A	ND	1/15/2007	BG	Shallow Surficial	ND	ND	NA	ND	ND	ND	ND	ND	ND	ND	ND	ND	ND	ND
19337	MW-2AR	1/23/2007	NA	BG	Shallow Surficial	87.22	39.94	NA	2	0.006	10	29.44	39.44	59.91	49.91	1565481.98	491815.07	28° 38' 21.40"	81° 30' 44.53"
19338	MW-2B	4/22/2004	NA	BG	Intermediate Surficial	88.46	73	NA	2	0.006	10	63	73	20	10	1565471.82	491843.09	28° 38' 21.30"	81° 30' 44.21"
19339	MW-3A	4/13/2004	NA	CO	Shallow Surficial	92.87	56	NA	2	0.006	30	36	56	57	37	1564509.87	491522.95	28° 38' 11.76"	81° 30' 47.76"
19340	MW-3B	4/13/2004	NA	CO	Intermediate Surficial	93.06	83	NA	2	0.010	10	73	83	20	10	1564509.53	491514.75	28° 38' 11.76"	81° 30' 47.85"
19341	MW-4A	4/14/2004	NA	CO	Shallow Surficial	82.04	42	NA	2	0.006	20	22	42	57	37	1564505.59	491949.09	28° 38' 11.74"	81° 30' 42.98"
19342	MW-4B	4/14/2004	NA	CO	Intermediate Surficial	83.18	69	NA	2	0.006	10	59	69	20	10	1564505.16	491941.64	28° 38' 11.73"	81° 30' 43.06"
19343	MW-5A	4/14/2004	NA	CO	Shallow Surficial	81.86	40	NA	2	0.006	20	20	40	57	37	1564500.86	492441.55	28° 38' 11.71"	81° 30' 37.45"
19344	MW-5B	4/14/2004	NA	CO	Intermediate Surficial	81.27	67	NA	2	0.006	10	57	67	20	10	1564500.47	492433.39	28° 38' 11.71"	81° 30' 37.54"
ND	MW-6A	4/15/2004	1/12/2007	BG	Shallow Surficial	101.94	61	NA	2	0.010	20	41	61	57	37	ND	ND	ND	ND
19345	MW-6AR	1/30/2007	NA	BG	Shallow Surficial	104.11	69.37	NA	2	0.010	20	48.87	68.87	52.27	32.27	1565140.42	490793.55	28° 38' 17.97"	81° 30' 55.98"
ND	MW-6B	4/15/2004	1/12/2007	BG	Intermediate Surficial	101.98	88	NA	2	0.010	10	78	88	20	10	ND	ND	ND	ND
19346	MW-6BR	1/30/2007	NA	BG	Intermediate Surficial	103.99	88.58	NA	2	0.010	10	78.08	88.08	22.98	12.98	1565137.25	490795.56	28° 38' 17.94"	81° 30' 55.95"
19347	MW-7A	4/20/2004	NA	BG	Shallow Surficial	109.26	69	NA	2	0.006	20	49	69	57	37	1565230.04	492821.74	28° 38' 18.95"	81° 30' 33.22"
19348	MW-7B	4/19/2004	NA	CO	Intermediate Surficial	109.13	96	NA	2	0.01	10	86	96	20	10	1565222.30	492821.61	28° 38' 18.87"	81° 30' 33.22"
ND	MW-8	4/23/2004	1/12/2007	BG	Shallow Surficial	99.7	60	NA	2	0.006	10	50	60	47	37	ND	ND	ND	ND
19868	MW-8R	1/25/2007	NA	BG	Shallow Surficial	99.6	72.12	NA	2	0.006	10	61.62	71.72	35.05	25.05	1565489.06	490997.80	28° 38' 21.43"	81° 30' 53.70"
19879	MW-FL1	4/13/2004	NA	CO	Floridan	93.16	125	NA	2	0.010	10	115	125	-45	-35	1564509.43	491507.05	28° 38' 11.76"	81° 30' 47.94"
ND	MW-FL2	4/22/2004	1/15/2007	CO	Floridan	87.4	130	NA	2	0.006	10	120	130	-45	-35	ND	ND	ND	ND
19880	MW-FL2R	1/29/2007	NA	CO	Deep Surficial	86.76	129.95	6"/0' to 80'	2	0.006	10	119.45	129.45	-45.54	-35.54	1565501.29	491655.91	28° 38' 21.58"	81° 30' 46.32"
19881	MW-FL3	4/21/2004	NA	CO	Floridan	97.49	140	NA	2	0.010	10	130	140	-45	-35	1565463.35	492205.45	28° 38' 21.23"	81° 30' 40.15"
22828	L-1	NA	NA	CO	Leachate	NA	NA	NA	NA	NA	NA	NA	NA	NA	NA	ND	ND	ND	ND

Notes:
1. Survey Information was obtained from the May 25, 2007 Geosyntec Consultants Environmental Monitoring Location Map.
2. Well construction information obtained from the July 2004, Collinas Group, Inc., Groundwater Monitoring Well Installation Report, Buttrey Landfill Parcel.
3. Well construction information obtained from the March 15, 2007, Professional Service Industries, Inc., Monitoring Well Completion and Well Abandonment Report.
4. NGVD = National Geodetic Vertical Datum of 1929.
5. NAD 1983 = North American Datum of 1983.
6. WACS = State Water Assurance Compliance System.
7. BLS = Below Landsurface.
8. NA = Not Applicaple.
9. BG = Background.
10. CO = Compliance.
11. ND = Data not available.
12. OT = Other.
13. ID = Identification.

Field Parameters

- Static water level before purging
- Specific conductivity
- pH
- Dissolved oxygen
- Turbidity
- Temperature
- Color and sheens by observation

Laboratory Parameters

- Total ammonia-nitrogen
- Chlorides
- Iron
- Mercury
- Nitrate
- Sodium
- Total dissolved solids (TDS)
- Parameters listed in 40 CFR (Code of Federal Regulations) Part 258, Appendix I

Additional Parameters

During the initial background monitoring event prior to the placement of waste, some parameters exceeded the Primary Drinking Water Standards (PDWS) or Secondary Drinking Water Standards (SDWS). These included the following parameters which were added to the semi-annual monitoring:

- Aluminum
- Gross Alpha
- Manganese

Semi-annual reporting of the results of groundwater sampling is performed in accordance with the VLF MPIS.

LEACHATE MONITORING PROGRAM

Leachate currently is monitored at the site at the leachate storage tank (L-1). The current permit requires annual (December) sampling of L-1 for the field and laboratory parameters listed below.

Field Parameters

- Specific conductivity
- pH
- Dissolved oxygen

- Turbidity
- Temperature
- Color and sheens by observation

Laboratory Parameters

- Total ammonia-nitrogen
- Total Alkalinity (as mg/L $CaCO_3$)
- Chlorides
- Iron
- Mercury
- Nitrate
- Sodium
- Total dissolved solids (TDS)
- Biochemical Oxygen Demand (BOD5)
- Chemical Oxygen Demand (COD)
- Parameters listed in 40 CFR (Code of Federal Regulations) Part 258, Appendix II

SEMI-ANNUAL GROUNDWATER MONITORING EVENT

Appendix A includes the laboratory analytical data and field forms. Table 3-3 lists groundwater quality detections and exceedances. Exceedances are concentrations in excess of primary or secondary drinking water standards. In accordance with the VLF MPIS, groundwater results also were compared to groundwater cleanup target levels (GCTL) listed in Chapter 62-777, FAC., as a screening tool to evaluate groundwater quality.

Metals Exceedances

Metals with concentrations in excess of applicable groundwater standards or GCTLs in select wells include:

- Aluminum
- Iron
- Manganese

These exceedances are discussed below and are based on Table 3-3. Again, aluminum and manganese were present in groundwater at the VLF in excess of their respective SDWS concentrations prior to waste placement.

Aluminum

The FDEP Secondary Drinking Water Standard (SDWS) of 200 micrograms per liter (μg/L) for aluminum was exceeded at background wells MW-2B (1,400 μg/L), MW-6BR (720 μg/L), and MW-8R (310 μg/L) and at compliance wells MW-3A (1,300 μg/L), MW-3B (790 μg/L),

Table 3-3. Summary of Groundwater Quality Analytical Results (Detected Parameters Only)
Vista Landfill, December 2010

Parameter	Standard	MCL	Units	MW-1A	MW-1B	MW-2AR	MW-2B	MW-3A	MW-3B	MW-4A	MW-4B	MW-5A	MW-5B	MW-6AR	MW-6BR	MW-7A	MW-7B	MW-8R	MW-FL1	MW-FL2R	MW-FL3
Volatile Organic Compounds				Background	Background	Background	Background	Compliance	Compliance	Compliance	Compliance	Compliance	Compliance	Background	Background	Background	Compliance	Background	Compliance	Compliance	Compliance
Acetone	GCTL	6300	ug/L	2.9 **IV**	3.5 **IV**	3.4 **IV**	2.9 **IV**	4 **IV**	4.2 **IV**	3.1 **IV**	2.8 **IV**	3.2 **IV**	2.7 **IV**	3.2 **IV**	3 **IV**	4.1 **IV**	3.6 **IV**	3.3 **IV**	1.9 **U**	4.3 **IV**	3.3 **IV**
Chloroform	GCTL	70	ug/L	0.16 **U**	0.16 **U**	0.16 **U**	0.16 **U**	0.16 **U**	0.16 **U**	0.16 **U**	0.16 **U**	0.16 **U**	0.16 **U**	0.16 **U**	0.5 **I**	0.16 **U**	0.16 **U**	0.16 **U**	0.16 **U**	0.16 **U**	0.16 **U**
Toluene	SDWS	40	ug/L	0.17 **U**	0.17 **U**	0.17 **U**	0.17 **U**	0.17 **U**	0.17 **U**	0.17 **U**	0.17 **U**	0.17 **U**	0.17 **U**	0.17 **U**	0.17 **U**	0.17 **U**	0.17 **U**	0.17 **U**	0.17 **U**	0.19 **I**	0.17 **U**
Vinyl chloride	PDWS	1	ug/L	0.4 **U**	0.4 **U**	0.4 **U**	0.4 **U**	0.4 **U**	0.4 **U**	0.4 **U**	0.4 **U**	0.4 **U**	0.4 **U**	0.4 **U**	0.4 **U**	0.4 **U**	0.4 **U**	0.4 **U**	0.4 **U**	0.43 **I**	0.4 **U**
Metals																					
Aluminum	SDWS	200	ug/L	18 **U**	21 **I**	59 **I**	1400	1300	790	120	250	86 **I**	420	66 **I**	720	18 **U**	170	310	630	2700	390
Antimony	PDWS	6	ug/L	0.07 **U**	0.07 **U**	0.07 **U**	0.075 **I**	0.07 **U**	0.07 **U**	0.1 **I**	0.11 **I**	0.07 **U**	0.2 **I**	0.1 **I**	0.12 **I**	0.07 **U**	0.07 **U**	0.54 **I**	0.076 **I**	0.63 **I**	0.83 **I**
Arsenic	PDWS	10	ug/L	0.21 **U**	3.3 **I**	0.21 **U**	0.59 **I**	0.21 **U**	0.28 **I**	0.21 **U**	0.27 **I**	0.21 **U**	8.7	0.21 **U**	1.4 **I**	0.21 **U**	1.3 **I**	0.45 **I**	0.44 **I**	1.5 **I**	1 **I**
Barium	PDWS	2000	ug/L	18	6.8 **I**	11	23	55	71	23	15	49	13	17 **V**	11 **V**	12	5 **I**	10 **V**	50	29 **V**	30
Beryllium	PDWS	4	ug/L	0.08 **U**	0.08 **U**	0.08 **U**	0.08 **U**	0.1 **I**	0.091 **I**	0.13 **I**	0.08 **U**	0.1 **I**	0.08 **U**	0.08 **I**	0.08 **U**	0.08 **U**	0.08 **U**	0.08 **U**	0.13 **I**	0.08 **U**	0.08 **U**
Chromium	PDWS	100	ug/L	0.85 **I**	0.66 **U**	0.66 **U**	5.1 **I**	4.4 **I**	2.8 **I**	0.66 **U**	1.5 **I**	1.6 **I**	1.2 **I**	0.7 **I**	22	0.83 **I**	3.3 **I**	0.87 **I**	6.5 **I**	24	2.3 **I**
Copper	SDWS	1000	ug/L	1.6 **I**	1.4 **U**	1.4 **U**	1.4 **U**	1.4 **U**	1.4 **U**	2.2 **I**	1.4 **U**	1.4 **U**	1.4 **U**	2.3 **I**	1.8 **I**	1.4 **U**	1.4 **U**	3.7 **I**	1.4 **U**	2.6 **I**	2 **I**
Iron	SDWS	300	ug/L	22 **U**	25 **I**	22 **I**	730	1200	450	71 **I**	140	22 **I**	230	22 **U**	760	22 **U**	260	190	490	52 **I**	350
Lead	PDWS	15	ug/L	2.6 **U**	2.6 **U**	2.6 **U**	2.6 **U**	2.6 **U**	2.6 **U**	2.6 **U**	2.6 **U**	2.6 **U**	2.6 **U**	2.6 **U**	2.6 **U**	2.6 **U**	2.6 **U**	2.6 **U**	2.6 **U**	2.6 **U**	3.5 **I**
Manganese	SDWS	50	ug/L	0.25 **U**	1.1 **I**	4 **I**	8.7 **I**	6.6 **I**	15	27	11	6.7 **I**	5.8 **I**	4.3 **IV**	67 **V**	0.25 **U**	4.7 **I**	2.8 **IV**	57	0.43 **IV**	60
Mercury	PDWS	2	ug/L	0.027 **U**	0.027 **U**	0.027 **U**	0.027 **U**	0.027 **U**	0.027 **U**	0.027 **U**	0.027 **U**	0.027 **U**	0.027 **U**	0.039 **I**	0.027 **U**	0.027 **U**	0.027 **U**	0.027 **U**	0.027 **U**	0.027 **U**	0.027 **U**
Nickel	PDWS	100	ug/L	4.5 **I**	1.5 **I**	1.3 **U**	1.9 **I**	1.4 **I**	1.3 **U**	4.1 **I**	2.9 **I**	1.3 **U**	1.3 **U**	1.3 **U**	3.2 **I**	2.4 **I**	2 **I**	1.3 **U**	2.2 **I**	1.3 **U**	1.8 **I**
Selenium	PDWS	50	ug/L	4.9 **U**	6.7 **I**	4.9 **U**	11 **I**	4.9 **U**	4.9 **U**	4.9 **U**	4.9 **U**	4.9 **U**	4.9 **U**	4.9 **U**	4.9 **U**	4.9 **U**	4.9 **U**	6.2 **I**	4.9 **U**	4.9 **U**	4.9 **U**
Silver	SDWS	100	ug/L	0.93 **U**	0.93 **U**	1.3 **I**	1.1 **I**	0.93 **U**	1.1 **I**	0.93 **U**	1.1 **I**	0.98 **I**	1 **I**	0.93 **U**	0.93 **U**	0.96 **I**	1.1 **I**	0.93 **U**	0.93 **U**	0.93 **U**	0.93 **U**
Sodium	PDWS	160	mg/L	7.5 **V**	4.6 **V**	4.4 **V**	5 **V**	2.7 **V**	1.8 **V**	1.4 **V**	1.2 **V**	2.3 **V**	3.5 **V**	9.9	6.6	5.6 **V**	6.3 **V**	26	4.1 **V**	1.6	4.8 **V**
Thallium	PDWS	2	ug/L	0.046 **IV**	0.02 **U**	0.028 **IV**	0.028 **IV**	0.042 **IV**	0.073 **IV**	0.02 **U**	0.02 **U**	0.032 **IV**	0.038 **IV**	0.055 **I**	0.19 **I**	0.06 **IV**	0.02 **U**	0.02 **U**	0.11 **IV**	0.02 **U**	0.091 **IV**
Vanadium	GCTL	49	ug/L	1.1 **U**	1.1 **U**	1.1 **U**	3.1 **I**	3.1 **I**	3.4 **I**	1.1 **U**	1.1 **U**	1.1 **U**	1.1 **I**	1.1 **U**	6.4 **I**	1.1 **U**	1.1 **U**	2.4 **I**	2 **I**	21	1.1 **I**
Zinc	SDWS	5000	ug/L	4.5 **U**	4.5 **U**	5.1 **I**	8.9 **I**	8.7 **I**	7 **I**	200	9.8 **I**	15 **I**	4.5 **U**	4.5 **U**	5.1 **I**	4.5 **U**	4.5 **U**	8.2 **I**	9.3 **I**	4.5 **U**	25
Radiochemistry																					
Alpha Radiation	PDWS	15	PCI/L	3 **U**	3 **I**	3 **I**	8.2	8.4	10	3 **U**	3 **U**	5	27.1	3 **I**	4.7	3 **I**	3 **I**	3 **I**	10.5	3 **U**	6.6
General Chemistry																					
Ammonia as N	GCTL	2.8	mg/L	0.043 **IV**	0.045 **IV**	0.042 **IV**	0.054 **IV**	0.051 **IV**	0.05 **IV**	0.045 **IV**	0.05 **IV**	0.043 **IV**	0.044 **IV**	0.057 **IV**	0.061 **IV**	0.042 **IV**	0.052 **IV**	0.066 **IV**	0.047 **IV**	0.073 **IV**	0.071 **IV**
Chloride	SDWS	250	mg/L	13	6.5	6.2	5.4	3.3	2.7 **I**	2.5 **I**	2.6 **I**	2.9 **I**	7.3	15	18	11	4.2	4.5	9	11	9.1
Nitrate (as N)	PDWS	10	mg/L	10	0.046 **I**	1.6	0.49 **I**	2.7	2.2	1.3	2.6	3.2	0.64	11	3.8	13	0.042 **U**	1.2	1.6	0.4 **I**	0.042 **U**
Total Alkalinity	NS	NS	mg/L	94	72	1.1 **U**	66	16	52	1.4 **I**	4.1 **I**	1.6 **I**	83	13	98	66	72	91	94	120	110
Total Dissolved Solids	SDWS	500	mg/L	220	110	32	110	56	87	37	45	46	130	120	150	200	110	120	120	220	140
Field Parameters																					
Conductivity	NS	NS	umhos/cm	357	178	44	152	85	122	67	47	71	212	182	277	304	156	216	255	574	252
Dissolved Oxygen	NS	NS	mg/L	2.6	0.5	2.7	0.4	2.8	2.1	1.1	0.8	2	0.3	1.7	3.8	2.4	1.9	4.1	2.4	1.7	0
Dissolved Oxygen	MPIS	< 20	% Sat.	29.73	5.83	31.47	4.75	33.26	24.95	13.31	9.68	24.21	3.56	19.82	44.3	29.05	22.15	45.98	28.51	19.44	0
Field pH	SDWS	6.5-8.5	SU	7.52	7.49	5.06	7.5	6.26	6.37	5.14	5.44	4.72	7.71	5.7	8.17	7.08	7.58	7.02	7.56	11.64	7.46
Field Temperature	NS	NS	Degrees C	22.3	22.8	22.7	23.5	23.8	23.9	24.9	24.6	25.3	24.5	23.3	23.1	25	22.9	20.7	23.7	21.9	23.3
Turbidity	NS	NS	NTU	0.97	1.52	1.9	13.89	2.8	3.11	3.45	9.76	3.5	2.15	0.48	0.72	1.66	2.3	2.51	8.6	2.23	1.97

NOTES:
1. PDWS = Primary Drinking Water Standard (62-550 F.A.C.)
2. SDWS = Secondary Drinking Water Standard (62-550 F.A.C.)
3. GCTL = Groundwater Clean-up Target Level (62-777 F.A.C.)
4. MPIS = Monitoring Plan Implementation Schedule
5. NS = No numeric standard has been set for this analyte.
6. mg/L = milligrams per liter
7. ug/L= micrograms per liter
8. NTU = nephelometric turbidity units
9. Yellow shaded values indicate parameter concentrations exceeded primary or secondary Drinking Water Standards, or groundwater cleanup target levels.
10. deg C = Degrees Celcius
11. STD = Standard
12. umhos/cm = micromhos per centimeter
13. pCi/L = picocuries per liter
14. U = Analyte concentration was below the laboratory detection limit (value shown).
15. I = Analyte concentration was between the laboratory detection limit and laboratory practical.
16. V = Analyte was detected in the sample and an associated method blank.
17. Calculated from http://www.fivecreeks.org/monitor/do.html.

MW-4B (250 μg/L), MW-5B (420 μg/L), MW-FL1 (630 μg/L), MW-FL2R (2,700 μg/L), and MW-FL3 (390 μg/L).

The concentrations of aluminum in several background wells are significantly above the FDEP SDWS, indicating that aluminum concentrations are naturally elevated in this area and do not appear to be related to the landfill operations.

The concentrations detected at background monitoring well MW-2B, MW-6BR, and MW-8R, and at compliance wells MW-3A, MW-3B, MW-4B, MW-5B, MW-FL1, MW-FL2R, and MW-FL3 are consistent with the monitoring event data for the VLF collected prior to waste placement (Figures 3-1 through 3-3).

Iron

The concentration of iron in the groundwater at VLF ranged from non-detected to 1,200 μg/L during the December 2010 semi-annual sampling. The FDEP SDWS of 300 μg/L for iron was exceeded at background wells MW-2B and MW-6BR, and at compliance wells MW-3A, MW-3B, MW-FL1, and MW-FL3.

The iron concentrations observed are consistent with historical data for VLF collected prior to waste placement (Figures 3-4 through 3-6). Iron is naturally found at elevated concentrations in Florida groundwater (Florida Geological Survey Special Publication No. 34, 1992).

Manganese

The FDEP SDWS of 50 μg/L for manganese was exceeded at background monitoring well MW-6BR (67 μg/L) and compliance monitoring wells MW-FL1 (57 μg/L) and MW-FL3 (60 μg/L). These results were consistent with historic manganese values obtained from these wells.

Inorganic Parameters Exceedances and Trends

Nitrate, pH, and total dissolved solids (TDS) concentrations at specific wells exceeded applicable PDWS and SDWS. These parameters are discussed below.

Nitrate

The FDEP PDWS of 10 mg/L for nitrate was exceeded slightly at background wells MW-6AR (11 mg/L) and MW-7A (13 mg/L). These results were consistent with recent nitrate values obtained from these wells.

Vista Landfill

Figure 3-1. "A" Wells Time Series Plot for Aluminum

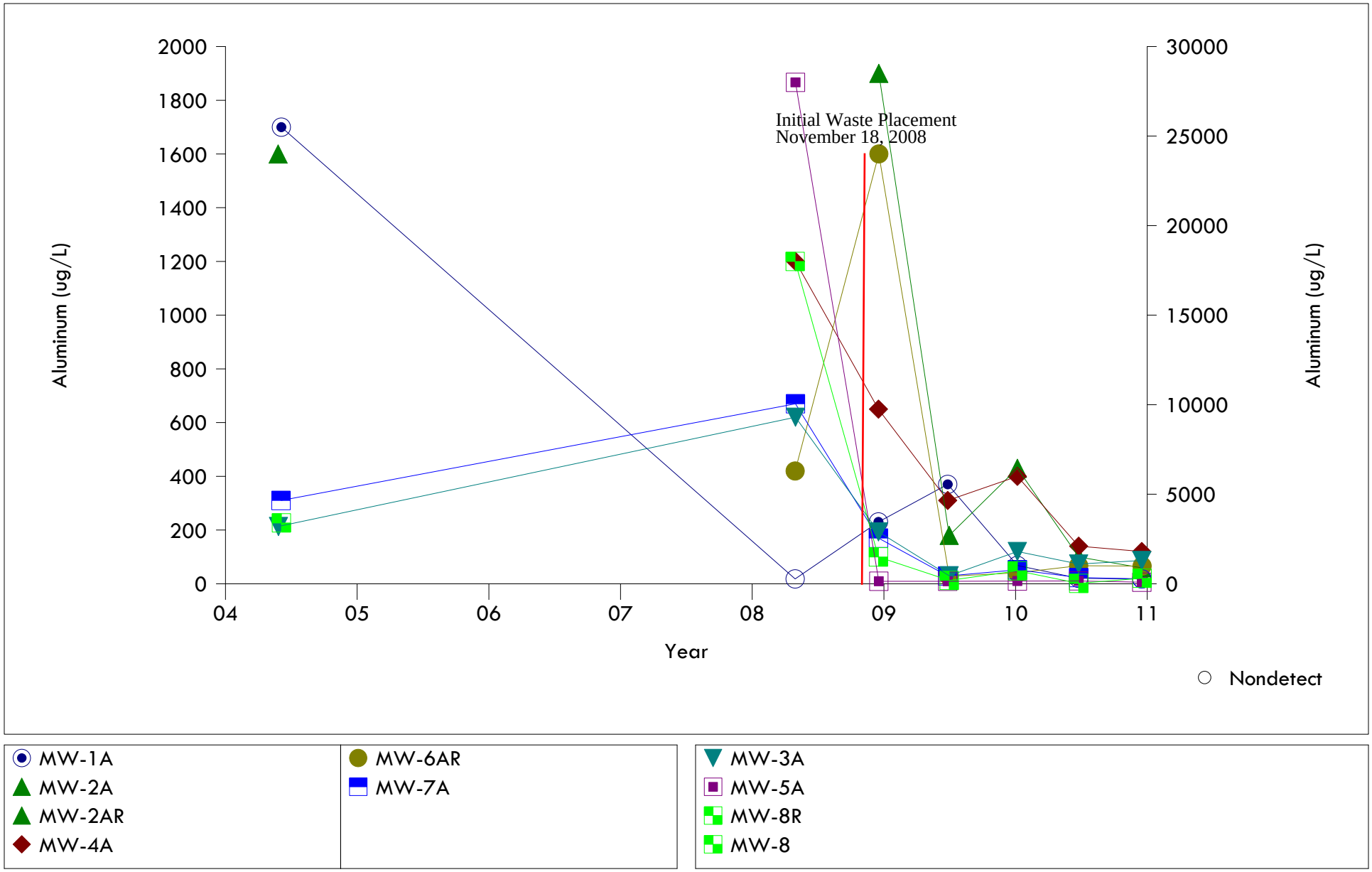

Prepared by: SCS Engineers

Vista Landfill

Figure 3-2. "B" Wells Time Series Plot for Aluminum

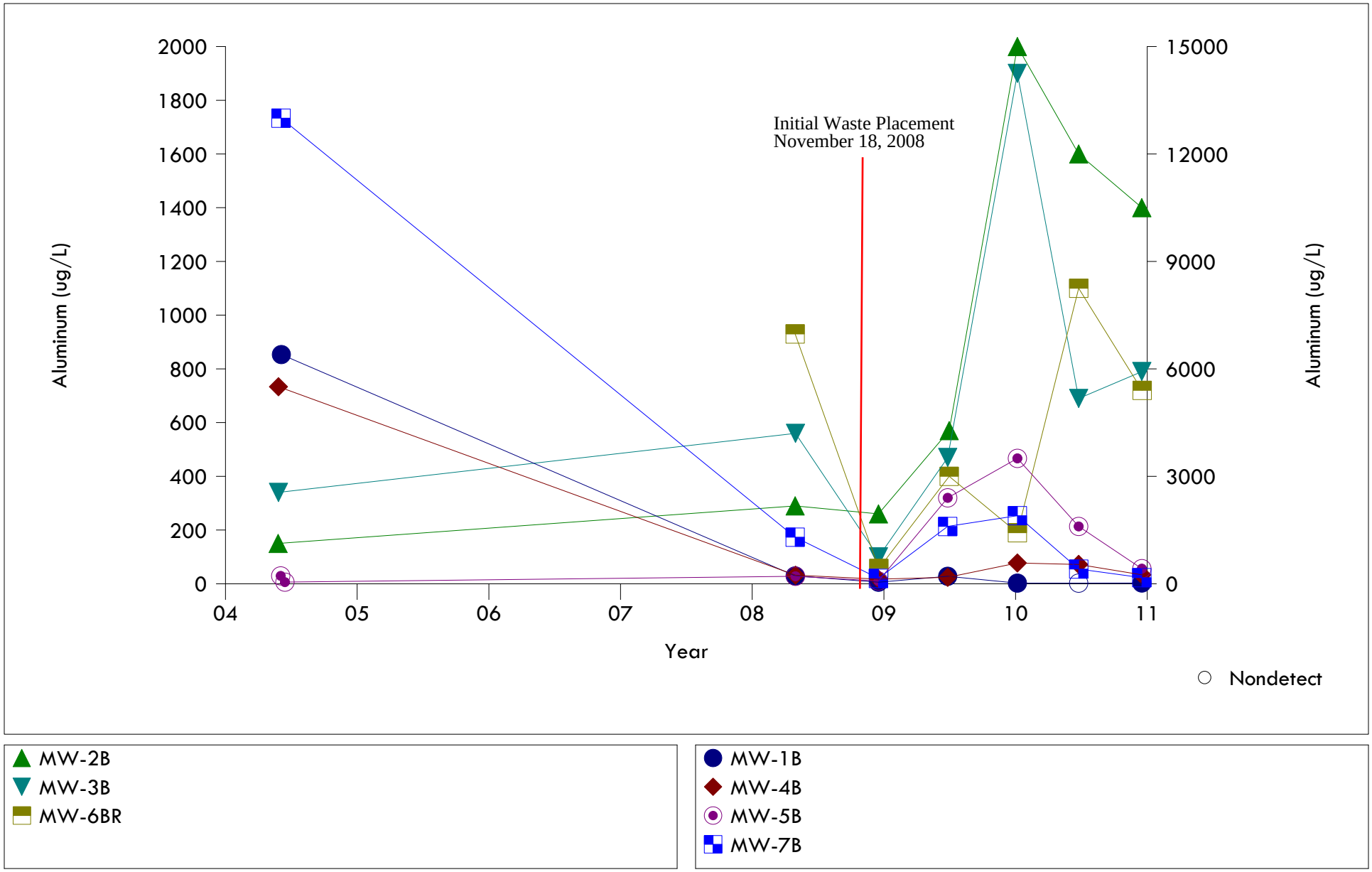

Prepared by: SCS Engineers

Vista Landfill

Figure 3-3. "FL" Wells Time Series Plot for Aluminum

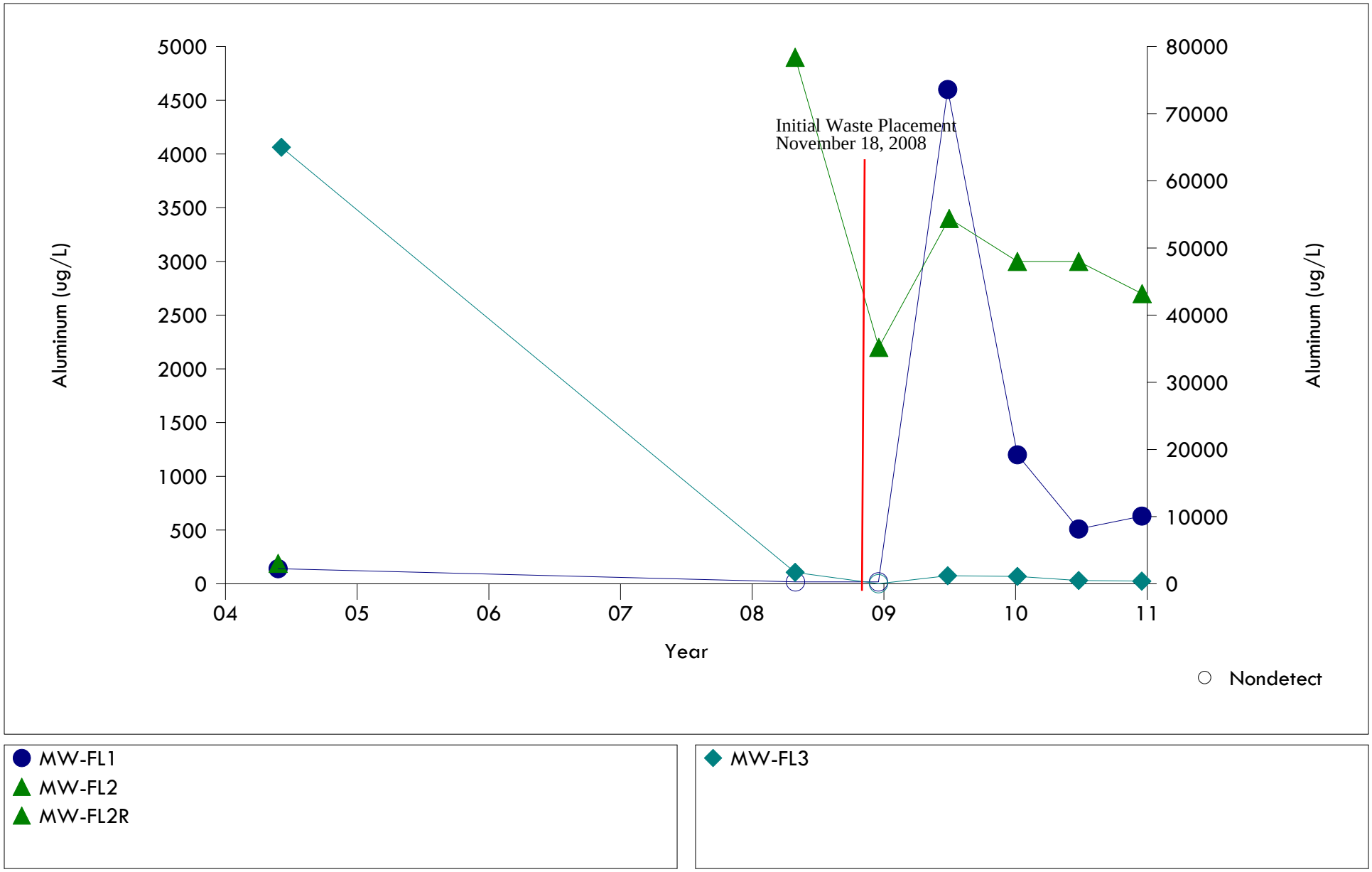

Prepared by: SCS Engineers

Vista Landfill

Figure 3-4. "A" Wells Time Series Plot for Iron

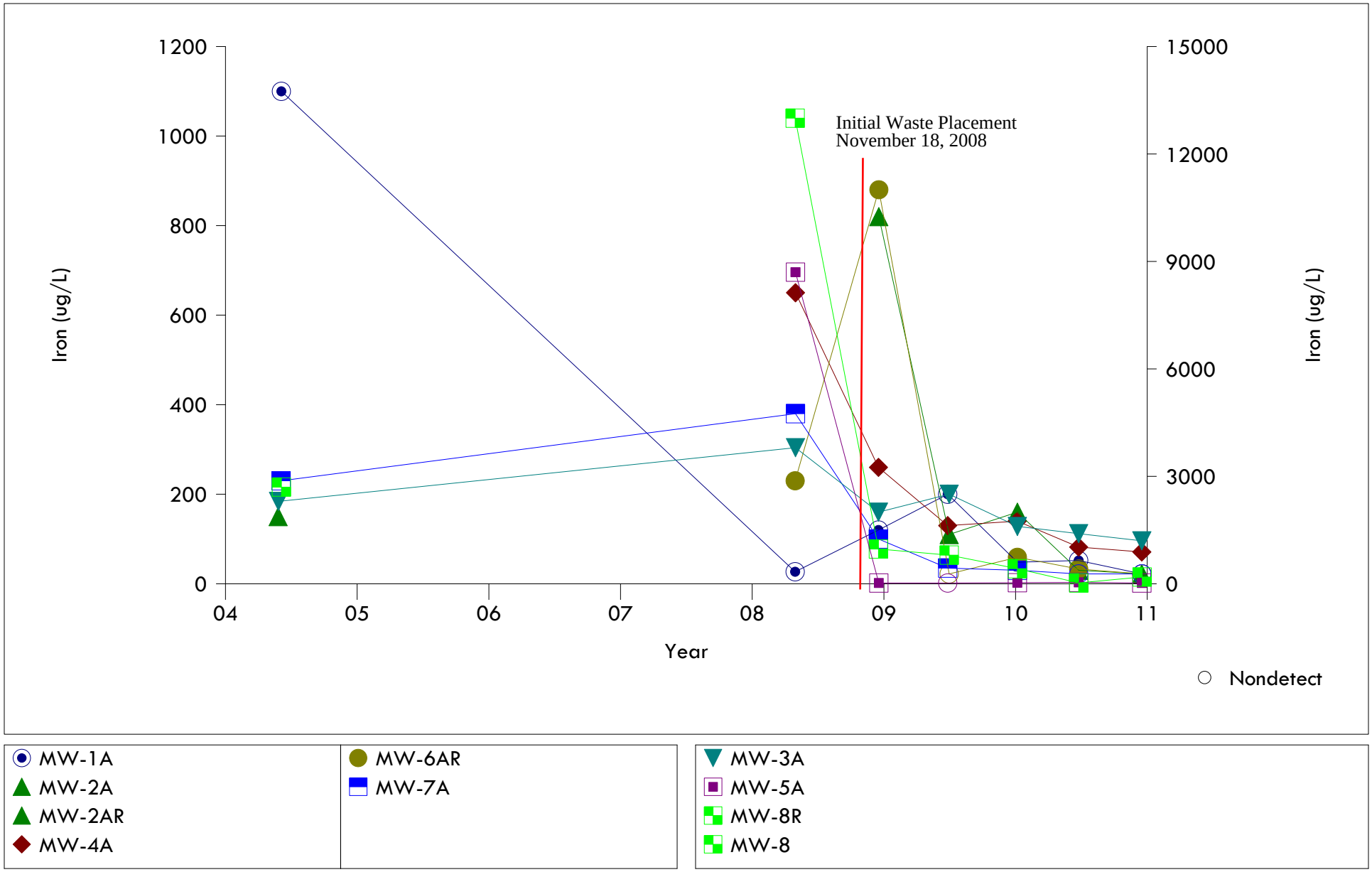

Prepared by: SCS Engineers

Vista Landfill

Figure 3-5. "B" Wells Time Series Plot for Iron

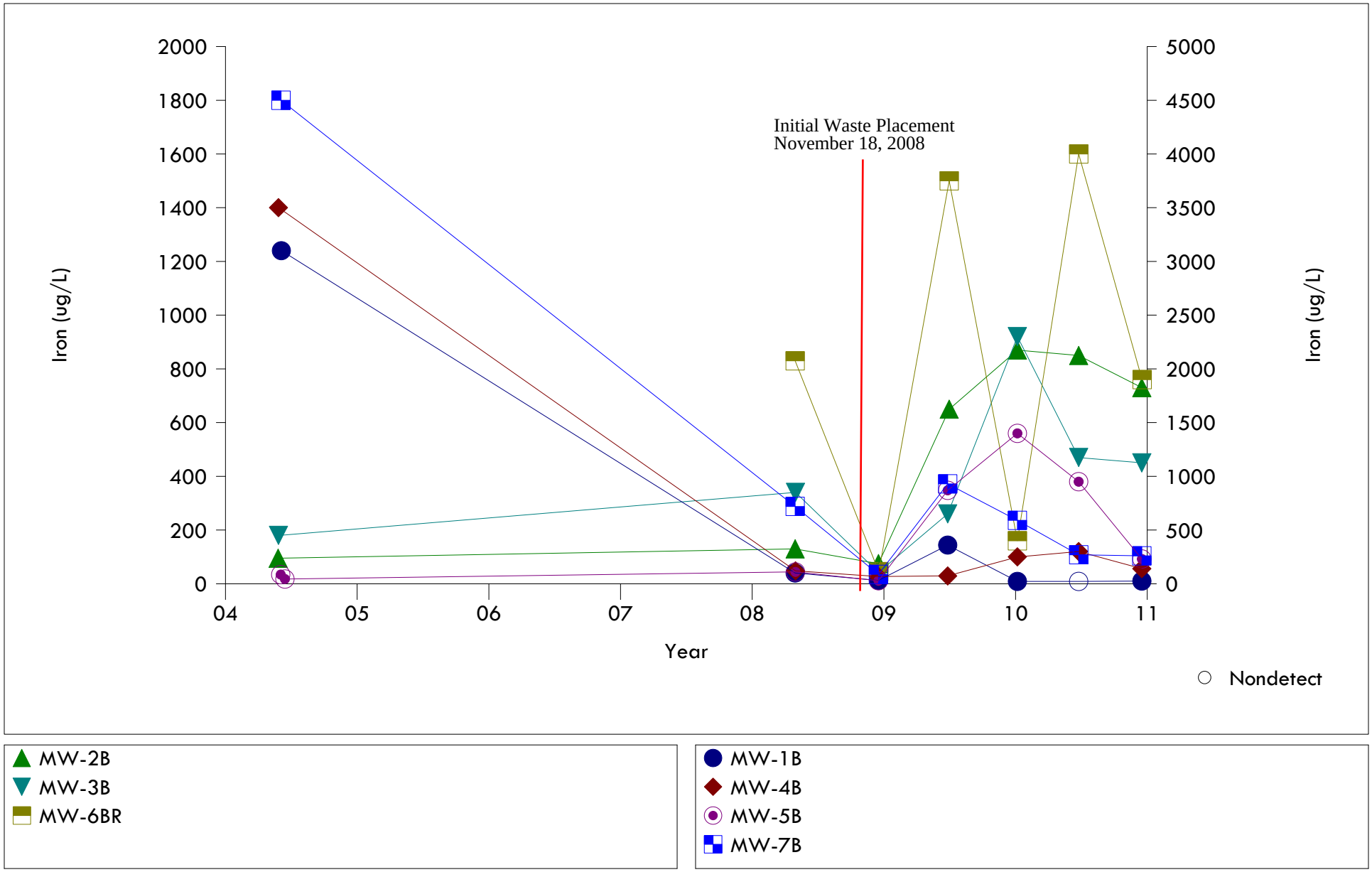

Prepared by: SCS Engineers

Vista Landfill

Figure 3-6. "FL" Wells Time Series Plot for Iron

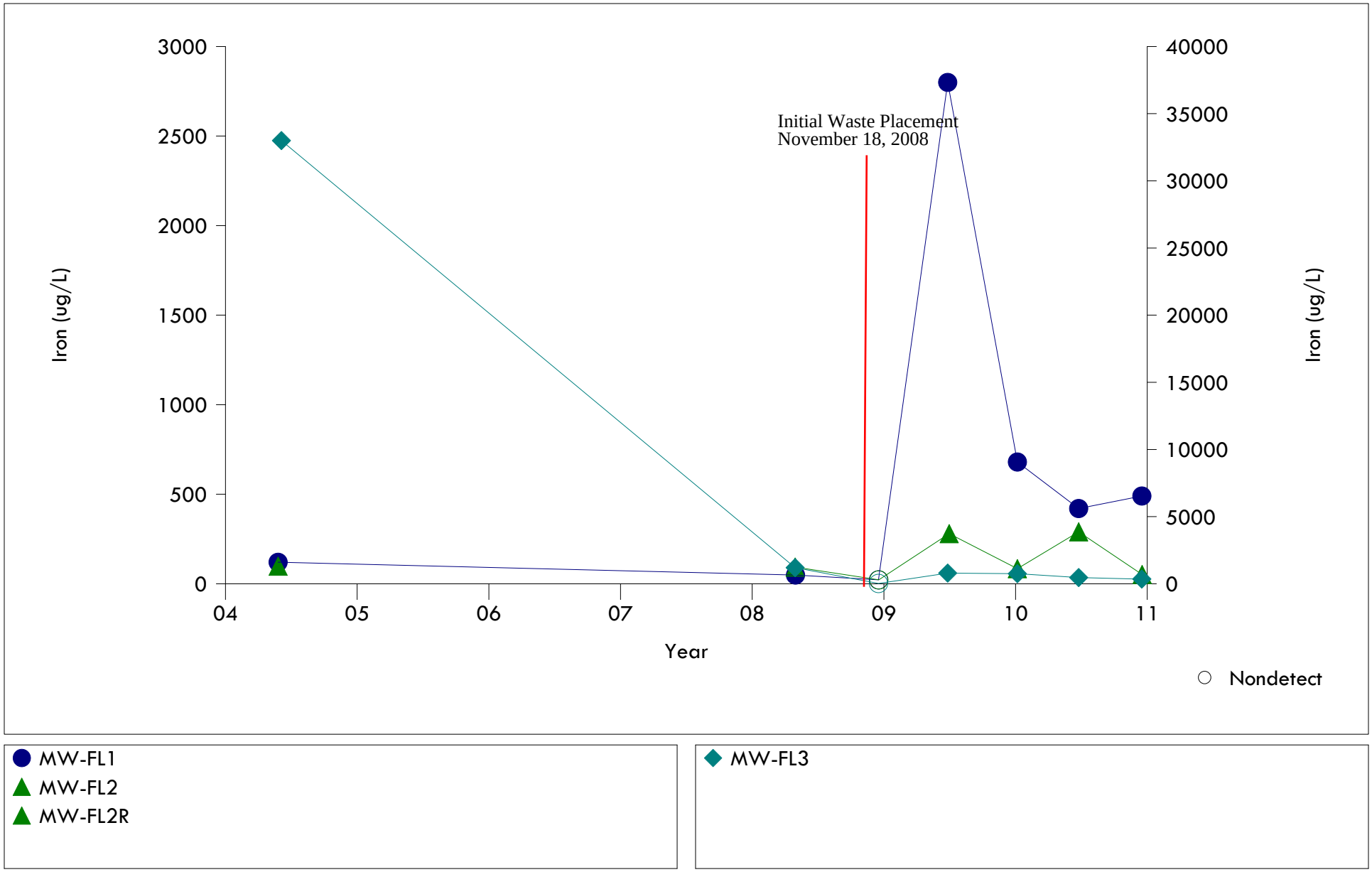

Prepared by: SCS Engineers

No exceedances of nitrate occurred at other monitoring wells. The exceedances at MW-6AR and MW-7A are not due to the landfill. These wells are located hydraulically upgradient and, in the case of MW-7A, nitrate was detected in previous monitoring events prior to the placement of waste. Nitrate exceedances may be related to Rapid Infiltration Basin (RIB) Facilities, which have been previously documented as potential sources for nitrates.[2]

pH

The pH was below the SDWS range of 6.5 to 8.5 units in background monitoring wells MW-2AR (5.06 units), and MW-6AR (5.70 units) and compliance wells MW-3A (6.26 units), MW-3B (6.37 units), MW-4A (5.14 units), MW-4B (5.44 units), and MW-5A (4.72 units). Low groundwater pH in this region is the result of low pH in precipitation, rapid recharge, and little buffering capacity of the surficial sands. The pH levels observed at VLI are characteristic of the ground water in this region of Florida.

The pH was above the SDWS range of 6.5 to 8.5 units in monitoring well MW-FL2R (11.64 units). The high pH indicates the presence of grout in the sand pack that may be due to well construction or related to the abandonment of MW-FL2. However, the groundwater analytical data show that the problem only affects the pH, and that the overall geochemistry is similar to the other wells. Therefore, this well is suitable as a compliance well with the understanding that the pH may be elevated and is considered an artifact of well construction.

Organic Parameters Exceedances and Trends

Organic parameters were not detected above their respective PDWS, SDWS, and GCTLs.

Other Volatile Organic Compound Detections

There were low level volatile organic compound (VOC) detections below FDEP water quality standards. Acetone was detected at a concentration below the GCTL (6,300 μg/L) in the groundwater at monitoring wells MW-1A (2.9 **IV** μg/L), MW-1B (3.5 **IV** μg/L), MW-2AR (3.4 **IV** μg/L), MW-2B (2.9 **IV** μg/L), MW-3A (4 **IV** μg/L), MW-3B (4.2 **IV** μg/L), MW-4A (3.1 **IV** μg/L), MW-4B (2.8 **IV** μg/L), MW-5A (3.2 **IV** μg/L), MW-5B (2.7 **IV** μg/L), MW-6AR (3.2 **IV** μg/L), MW-6BR (3 **IV** μg/L), MW-7A (4.1 **IV** μg/L), MW-7B (3.6 **IV** μg/L), MW-8AR (3.3 **IV** μg/L), MW-FL2R (4.3 **IV** μg/L), and MW-FL3 (3.3 **IV** μg/L). Chloroform was detected at a concentration below the GCTL (70 μg/L) at monitoring well MW-6BR (0.5 **I** μg/L). Toluene was detected at a concentration below the SDWS (40 μg/L) at monitoring well MW-FL2R (0.19 **I** μg/L). Vinyl chloride was detected in monitoring well MW-FL2R at a concentration of 0.43 **I** μg/L, which is below the PDWS (1 μg/L). These detections are consistent with previous sampling. These detections will be verified during the next scheduled sampling event.

[2] Special Publication SJ2006-SP3, *Estimates Of Upper Floridan Aquifer Recharge Augmentation Based On Hydraulic And Water-Quality Data (1986-2002) From The Water Conserv II RIB Systems, Orange County, Florida* (http://sjr.state.fl.us/programs/outreach/pubs/techpubs/pdfs/SP/SJ2006-SP3.pdf)

Dissolved Oxygen

Dissolved oxygen values (calculated from field measurements) were above the VLF MPIS limit of not greater than 20 percent oxygen saturation at background monitoring wells MW-1A (29.73%), MW-2AR (31.47%), MW-6BR (44.3%), and MW-8R (45.98%), and at compliance monitoring wells MW-3A (33.26%), MW-3B (24.95%), MW-5A (24.21%), MW-7A (29.05%), MW-7B (22.15%), and MW-FL1 (28.51%).

Monitoring wells MW-1A (0.28 gallons per minute [gpm]), MW-2AR (0.15 gpm), MW-3A (0.15 gpm), MW-3B (0.21 gpm), MW-5A (0.14 gpm), MW_6BR (0.24 gpm), MW-7A (0.18 gpm), MW-7B (0.19 gpm), and MW-FL1 (0.23 gpm) were purged and sampled with a bladder pump at a low flow rate as indicated by their relative gpm pumping rates. Monitoring well MW-8R was purged and sampled with a submersible pump at a low flow (approximately 0.20 gpm). During the stabilization readings dissolved oxygen concentration remained relatively steady.

Alpha Radiation

The alpha radiation at MW-5B (27.1 picoCuries per liter [pCi/L]) slightly exceeded the PDWS standard of 15 PCi/L. Gross Alpha has been detected in the past at the site and can be attributed to the sediments in the Hawthorn Group. This value is elevated compared to previous sampling results and may represent an outlier.

ANNUAL LEACHATE MONITORING EVENT

Appendix A includes the laboratory analytical data and field forms. Table 3-4 lists leachate quality detections and exceedances. Exceedances are concentrations in excess of the toxicity characteristics listed in Title 40 Code of Federal Regulations (CFR) Part 261.24.

Results of the laboratory analysis of the leachate sample L-1 did not indicate detections in excess of toxicity characteristics listed in Title 40 CFR Part 261.24.

Table 3-4 Summary of Leachate Sampling Results (Detected Parameters Only)
Vista Landfill, December 2010

Parameter	MCL	Units	L-1
Volatile Organics			
1,1-Dichloroethane	NS	ug/L	0.45 **I**
1,2-Dichloroethane	500	ug/L	1.2
1,4-Dichlorobenzene	7500	ug/L	0.46 **I**
2-Butanone (MEK)	200000	ug/L	10
2-Hexanone	NS	ug/L	2.4 **I**
4-Methyl-2-pentanone (MIBK)	NS	ug/L	1.8 **I**
Benzene	500	ug/L	0.89 **I**
Acetone	NS	ug/L	30 **V**
Chloroethane	NS	ug/L	1.1 **I**
cis-1,2-Dichloroethene	NS	ug/L	0.5 **I**
Ethylbenzene	NS	ug/L	3.5
Toluene	NS	ug/L	3.5
Vinyl chloride	200	ug/L	14
Xylenes (total)	NS	ug/L	3.4
Semi-Volatile Organics			
Bis(2-ethylhexyl) phthalate	NS	ug/L	5.7 **I**
N-Nitrosodi-n-propylamine	NS	ug/L	11 **I**
Pesticides			
delta-BHC	NS	ug/L	0.0089 **I**
Endosulfan I	NS	ug/L	0.013 **I**
gamma-BHC (Lindane)	400	ug/L	0.028 **I**
Metals			
Antimony		ug/L	0.49 **I**
Arsenic	5000	ug/L	5.3 **I**
Barium	100000	ug/L	88 **V**
Chromium	5000	ug/L	1.7 **I**
Copper	NS	ug/L	190
Iron	NS	ug/L	12000
Nickel	NS	ug/L	5.8 **I**
Selenium	1000	ug/L	18
Sodium	NS	mg/L	210
Thallium	NS	ug/L	0.073 **I**
Zinc	NS	ug/L	250
General Chemistry			
Ammonia as N	NS	mg/L	27 **V**
Biochemical Oxygen Demand	NS	mg/L	18
Chemical Oxygen Demand (COD)	NS	mg/L	250
Chloride	NS	mg/L	280
Total Alkalinity	NS	mg/L	760
Total Cyanide	NS	mg/L	0.0028 **I**
Total Dissolved Solids	NS	mg/L	1100 **V**
Field Parameters			
Conductivity	NS	umhos/cm	1860
Dissolved Oxygen	NS	mg/L	0.3
Field pH	NS	SU	6.23
Field Temperature	NS	Degrees C	23
Turbidity	NS	NTU	53.2

NOTES:
1. MCL = Maximum Contaminant Level according to EPA Toxicity Standards, Title 40 CFR Part 261.24.
2. mg/L = milligrams per liter
3. ug/L= micrograms per liter
4. NTU = nephelometric turbidity units
5. deg C = Degrees Celcius
6. mV = millivolts
7. Std = standard units
8. umhos/cm = micromhos per centimeter
9. I = Analyte concentration was between the laboratory detection limit and laboratory practical.

4 SUMMARY

The groundwater flow assessment shows that shallow surficial aquifer groundwater in the vicinity of the site flows toward the southwest corner of the landfill. The groundwater flow direction in the intermediate surficial aquifer is variable with groundwater flowing into the site from the northeast corner and western boundary and moves to the south southwest. Regional potentiometric maps for the Floridan aquifer indicate that flow is towards the northeast.

Aluminum concentrations were detected above the SDWS in select monitoring wells and are related to background concentrations. The detected concentrations are generally consistent with historical data.

Iron concentrations were detected above the SDWS in select monitoring wells and are related to background concentrations. The detected concentrations are consistent with historical data.

Manganese concentrations were detected above the SDWS at MW-6BR, MW-FL1, and MW-FL3. The detected concentrations are consistent with historical data.

Nitrate and pH exceeded the applicable PDWS and SDWS in select monitoring wells. Nitrate was observed slightly above the PDWS at two background monitoring wells (MW-6AR and MW-7A), but is attributed to background conditions, possibly associated with local RIB facilities. The pH detections in select monitoring wells were attributed to Florida's ambient groundwater quality characteristics due to low pH rainfall, rapid recharge, and the limited buffering capability of Florida's sandy soils.

Dissolved oxygen values (field measurement) were above the VLF MPIS limit of not greater than 20% oxygen saturation in the groundwater at background monitoring wells wells MW-1A, MW-2AR, MW-6BR, and MW-8R, and at compliance monitoring wells MW-3A, MW-3B, MW-5A, MW-7A, MW-7B, and MW-FL1. These measurements were collected using low flow techniques and are consistent with historical measurements at these wells.

The gross alpha radiation at MW-5B slightly exceeded the PDWS standard. Gross Alpha has been detected in the past at the site and can be attributed to the sediments in the Hawthorn.

Leachate samples did not exceed the toxicity characteristics listed in Title 40 Code of Federal Regulations (CFR) Part 261.24 for any parameters.

.

APPENDIX A

LABORATORY ANALYTICAL RESULTS AND FIELD FORMS

ANALYTICAL REPORT

Job Number: 280-10950-1

Job Description: FL26|Vista

For:
Waste Management
Keene Road Landfill
242 West Keene Road
Apopka, FL 32703

Attention: Mr. Paul Bermillo

Approved for release.
Danielle M Harrington
Project Manager I
1/10/2011 11:31 AM

Danielle M Harrington
Project Manager I
danielle.harrington@testamericainc.com
01/10/2011

cc: Mr. Ken Guilbeault

The test results in this report relate only to the samples in this report and meet all requirements of NELAC, with any exceptions noted. Pursuant to NELAP, this report shall not be reproduced except in full, without the written approval of the laboratory. All questions regarding this report should be directed to the TestAmerica Denver Project Manager.

The Lab Certification ID# is E87667.

Reporting limits are adjusted for sample size used, dilutions and moisture content if applicable.

TestAmerica Laboratories, Inc.
TestAmerica Denver 4955 Yarrow Street, Arvada, CO 80002
Tel (303) 736-0100 Fax (303) 431-7171 www.testamericainc.com

Table of Contents

Cover Title Page 1

Report Narrative 3

Executive Summary 6

Method Summary 24

Method / Analyst Summary 26

Sample Summary 27

Sample Results 28

Sample Datasheets 29

Data Qualifiers 173

QC Results 175

Qc Association Summary 176

Surrogate Recovery Report 195

Qc Reports 203

Laboratory Chronicle 326

Subcontracted Data 352

Client Chain of Custody 393

Sample Receipt Checklist 492

CASE NARRATIVE

Client: Waste Management

Project: FL26|Vista

Report Number: 280-10950-1

With the exceptions noted as flags or footnotes, standard analytical protocols were followed in the analysis of the samples and no problems were encountered or anomalies observed. In addition all laboratory quality control samples were within established control limits, with any exceptions noted below. Each sample was analyzed to achieve the lowest possible reporting limit within the constraints of the method. In some cases, due to interference or analytes present at high concentrations, samples were diluted. For diluted samples, the reporting limits are adjusted relative to the dilution required.

This report may include reporting limits (RLs) less than TestAmerica's standard reporting limit. The reported sample results and associated reporting limits are being used specifically to meet the needs of this project. Note that data are not normally reported to these levels without qualification because they are inherently less reliable and potentially less defensible than required by the latest industry standards.

This submission may contain field data obtained by the sampler. The methods referenced in this submission for the field data results may not be the methods used to obtain the field data by the sampler.

RECEIPT

Fifteen samples were received on 12/17/2010 with cooler temperatures of 4.8C, 2.8C, 3.2C, and 3.3C. This is listed as job 280-10950.

One sample was received on 12/18/2010 with cooler temperatures of 1.9C. This is listed as job 280-11010.

Seven samples were received on 12/18/2010 with cooler temperatures of 2.2C and 3.8C. This is listed as job 280-11013. Please note, one of the two VOA vials for sample Trip Blank was received broken. There was still sufficient volume for analysis. Client was notified on 12/18/2010.

All sample bottles were received in acceptable condition.

HOLDING TIMES

All Holding Times were met.

METHOD BLANKS

Low levels of Acetone and/or Methylene Chloride are present in the method blank associated with QC batches 280-47283, 280-47171, 280-47295, and 280-47022. Because the concentration in the method blank is not present at a level greater than the reporting limit, corrective action is deemed unnecessary.

Low levels of Sodium are present in the method blank associated with QC batch 280-46758. Because the concentration in the method blank is not present at a level greater than the reporting limit, corrective action is deemed unnecessary.

Low levels of Barium, Manganese, and Silver are present in the method blank associated with QC batch 280-47121. Because the concentration in the method blank is not present at a level greater than the reporting limit, corrective action is deemed unnecessary.

Low levels of Barium are present in the method blank associated with QC batch 280-46733. Because the concentration in the method blank is not present at a level greater than the reporting limit, corrective action is deemed unnecessary.

Low levels of Thallium are present in the method blank associated with QC batch 280-46774. Because the concentration in the method blank is not present at a level greater than the reporting limit, corrective action is deemed unnecessary.

Low levels of Ammonia are present in the method blank associated with QC batches 280-46688 and 280-46470. Because the concentration in the method blank is not present at a level greater than the reporting limit, corrective action is deemed unnecessary.

Low levels of Total Dissolved Solids are present in the method blank associated with QC batch280-46746. Because the concentration in the method blank is not present at a level greater than the reporting limit, corrective action is deemed unnecessary.

All other Method Blanks were within the acceptance limits.

LABORATORY CONTROL SAMPLES (LCS)

The LCS for method 8260B exhibited a percent recovery above the QC limits for Tetrachloroethene in batch 280-47022. This is an indicator that data may be biased high. As no detectable concentrations are present in the associated samples, corrective action is deemed unnecessary. Usability of the sample data is not compromised.

All other Laboratory Control Samples were within the acceptance limits.

MATRIX SPIKE (MS) and MATRIX SPIKE DUPLICATES (MSD)

Laboratory generated MS/MSD analysis data have been provided in batches 280-47295 and 280-46994. The MS/MSD for Method 8260B exhibited spike compound recoveries outside the QC limits for trans-1,2-Dichloroethene. The acceptable LCS analysis data indicated that the analytical system was operating within control; therefore, corrective action is deemed unnecessary.

Laboratory generated MS/MSD analysis data have been provided in batch 280-47022. The MS/MSD for Method 8260B exhibited spike compound recoveries outside the QC limits for 1,1-Dichloroethene. The acceptable LCS analysis data indicated that the analytical system was operating within control; therefore, corrective action is deemed unnecessary.

Laboratory generated MS/MSD analysis data have been provided in batch 280-47283. The MS/MSD for Method 8260B exhibited multiple spike compound recoveries outside the QC limits. The acceptable LCS analysis data indicated that the analytical system was operating within control; therefore, corrective action is deemed unnecessary.

The method 504.1, 8270C, 8081A, 8082, Total Sulfide, and 8151A required MS/MSD could not be performed, due to insufficient sample volume submitted. Method precision and accuracy have been verified by the acceptable LCS/LCSD analysis data.

MS/MSD analyses were performed on sample MW-2B. The MS/MSD for Method 6010B exhibited spike recoveries outside the QC limits for Aluminum. The acceptable LCS analysis data indicated that the analytical system was operating within control; therefore, corrective action is deemed unnecessary.

MS/MSD analyses were performed on sample MW-8R. The MS/MSD for Method 6010B exhibited spike recoveries outside the QC limits for Sodium. The acceptable LCS analysis data indicated that the analytical system was operating within control; therefore, corrective action is deemed unnecessary.

Laboratory generated MS/MSD analysis data have been provided in batch 280-46417. The MS/MSD for Method 7470A exhibited spike recoveries outside the QC limits for Mercury. The acceptable LCS analysis data indicated that the analytical system was operating within control; therefore, corrective action is deemed unnecessary.

Please note that the recoveries, for the Chloride MS/MSD performed on sample L-1, are within QC limits; however, these are estimated values as the concentrations exceeded the calibration range. Method precision and accuracy has been verified by the acceptable LCS/LCSD analysis data; therefore, corrective action is deemed unnecessary.

MS/MSD analyses were performed on samples MW-2B and MW-7B. The MS/MSD for Method 350.1 batch 280-46470 exhibited spike recoveries outside the QC limits for Ammonia. Method precision and accuracy has been verified by the acceptable LCS/LCSD analysis data; therefore, corrective action is deemed unnecessary.

MS/MSD analyses were performed on samples MW-FL2R and a laboratory generated sample. The MS/MSD for Method 350.1 batch 280-46688 exhibited spike recoveries outside the QC limits for Ammonia. Method precision and accuracy has been verified by the acceptable LCS/LCSD analysis data; therefore, corrective action is deemed unnecessary.

MS/MSD analyses were performed on sample L-1. The MS/MSD for Method 9012 batch 280-46629 exhibited spike recoveries outside the QC limits for Total Cyanide. Method precision and accuracy has been verified by the acceptable LCS/LCSD analysis data; therefore, corrective action is deemed unnecessary.

All other Matrix Spike Samples and Matrix Spike Duplicates were within the acceptance limits.

SAMPLE DUPLICATES

The Total Dissolved Solids sample duplicate analysis data performed on sample MW-4A associated with QC batch 280-46557 exhibited RPD data outside the QC limits. The acceptable LCS analysis data indicated that the analytical system was operating within control; therefore, corrective action is deemed unnecessary.

All other Sample Duplicates were within the acceptance limits.

ORGANICS

Surrogate 4-Bromofluorobenzene method 8260B was recovered above the QC limits in sample MW-FL2R. This is an indicator that data may be biased high. As the sample does not contain any detectable concentrations above the reporting limit for constituents associated with this surrogate, corrective action is deemed unnecessary. Usability of the sample data is not compromised.

Surrogate Dirbomofluoromethane method 8260B was recovered above the QC limits in sample Equipment Blank. This is an indicator that data may be biased high. As the sample does not contain any detectable concentrations above the reporting limit for constituents associated with this surrogate, corrective action is deemed unnecessary. Usability of the sample data is not compromised.

Each sample is analyzed to achieve the lowest possible reporting limits within the constraints of the method. Due to the presence of interfering, non-target compounds, sample L-1 was analyzed at a dilution for Method 8270C. The reporting limits have been adjusted relative to the dilution required.

Methyl Methanesulfonate was recovered outside the QC limits, biased high, in the Initial Calibration Verification (ICV) standard in batch 280-47395. This is an indicator that data may be biased high. As no detectable concentrations of Methyl Methanesulfonate are present in the associated samples, corrective action is deemed unnecessary.

The Continuing Calibration Verification (CCV) standard(s) associated with samples L-1 in batch 280-47386 exhibited %Difference (%D) values out of range for DCAA. The overall mean %D is within control limits; therefore, method criteria have been met and corrective action is deemed unnecessary.

METALS

Each sample is analyzed to achieve the lowest possible reporting limits within the constraints of the method. Due to matrix interference, sample L-1 was analyzed at a dilution for Method 6020. The reporting limits have been adjusted relative to the dilution required.

The Serial dilution performed on sample MW-8R indicates that physical and chemical interferences are present for Sodium in analytical batch 280-47121.

GENERAL CHEMISTRY

Several samples were analyzed at dilutions for various methods due to high concentrations or matrix interference. The reporting limits have been adjusted accordingly.

No other analytical or quality issues were noted.

General Comments

The analyses for Radiochemistry were performed at the TestAmerica St. Louis laboratory.
TestAmerica St. Louis
13715 Rider Trail North
Earth City, MO 63045
Phone: 314-298-8566

EXECUTIVE SUMMARY - Detections

Client: Waste Management

Job Number: 280-10950-1

Lab Sample ID / Analyte	Client Sample ID	Result / Qualifier		Reporting Limit	Units	Method
280-10950-1	**MW-2B**					
Acetone		2.9	I V	10	ug/L	8260B
Groundwater Elevation		50.08			ft/msl	Field Sampling
Field pH		7.50			SU	Field Sampling
Field Conductivity		152			umhos/cm	Field Sampling
Field Temperature		23.5			Degrees C	Field Sampling
Field Turbidity		13.89			NTU	Field Sampling
Field Dissolved Oxygen		0.4			mg/L	Field Sampling
Chloride		5.4		3.0	mg/L	300.0
Nitrate as N		0.49	I	0.50	mg/L	300.0
Ammonia as N		0.054	I V	0.10	mg/L	350.1
Color		5.0		5.0	PCU	SM 2120B
Total Alkalinity		66		5.0	mg/L	SM 2320B
Total Dissolved Solids		110		10	mg/L	SM 2540C
Total Recoverable						
Barium		23		10	ug/L	6010B
Aluminum		1400		100	ug/L	6010B
Manganese		8.7	I	10	ug/L	6010B
Chromium		5.1	I	10	ug/L	6010B
Nickel		1.9	I	40	ug/L	6010B
Selenium		11	I	15	ug/L	6010B
Iron		730		100	ug/L	6010B
Vanadium		3.1	I	10	ug/L	6010B
Zinc		8.9	I	20	ug/L	6010B
Silver		1.1	I	10	ug/L	6010B
Sodium		5.0	V	1.0	mg/L	6010B
Antimony		0.075	I	2.0	ug/L	6020
Arsenic		0.59	I	5.0	ug/L	6020
Thallium		0.028	I V	1.0	ug/L	6020

EXECUTIVE SUMMARY - Detections

Client: Waste Management

Job Number: 280-10950-1

Lab Sample ID / Analyte	Client Sample ID	Result / Qualifier		Reporting Limit	Units	Method
280-10950-2	**MW-1A**					
Acetone		2.9	I V	10	ug/L	8260B
Groundwater Elevation		46.13			ft/msl	Field Sampling
Field pH		7.52			SU	Field Sampling
Field Conductivity		357			umhos/cm	Field Sampling
Field Temperature		22.3			Degrees C	Field Sampling
Field Turbidity		0.97			NTU	Field Sampling
Field Dissolved Oxygen		2.6			mg/L	Field Sampling
Chloride		13		3.0	mg/L	300.0
Nitrate as N		10		2.5	mg/L	300.0
Ammonia as N		0.043	I V	0.10	mg/L	350.1
Total Alkalinity		94		5.0	mg/L	SM 2320B
Total Dissolved Solids		220		10	mg/L	SM 2540C
Total Recoverable						
Barium		18		10	ug/L	6010B
Chromium		0.85	I	10	ug/L	6010B
Copper		1.6	I	15	ug/L	6010B
Nickel		4.5	I	40	ug/L	6010B
Sodium		7.5	V	1.0	mg/L	6010B
Thallium		0.046	I V	1.0	ug/L	6020
280-10950-3	**MW-1B**					
Acetone		3.5	I V	10	ug/L	8260B
Groundwater Elevation		53.16			ft/msl	Field Sampling
Field pH		7.49			SU	Field Sampling
Field Conductivity		178			umhos/cm	Field Sampling
Field Temperature		22.8			Degrees C	Field Sampling
Field Turbidity		1.52			NTU	Field Sampling
Field Dissolved Oxygen		0.5			mg/L	Field Sampling
Chloride		6.5		3.0	mg/L	300.0
Nitrate as N		0.046	I	0.50	mg/L	300.0
Ammonia as N		0.045	I V	0.10	mg/L	350.1
Total Alkalinity		72		5.0	mg/L	SM 2320B
Total Dissolved Solids		110		10	mg/L	SM 2540C
Total Recoverable						
Barium		6.8	I	10	ug/L	6010B
Aluminum		21	I	100	ug/L	6010B
Manganese		1.1	I	10	ug/L	6010B
Nickel		1.5	I	40	ug/L	6010B
Selenium		6.7	I	15	ug/L	6010B
Iron		25	I	100	ug/L	6010B
Sodium		4.6	V	1.0	mg/L	6010B
Arsenic		3.3	I	5.0	ug/L	6020

EXECUTIVE SUMMARY - Detections

Client: Waste Management

Job Number: 280-10950-1

Lab Sample ID / Analyte	Client Sample ID	Result / Qualifier		Reporting Limit	Units	Method
280-10950-4	**MW-5A**					
Acetone		3.2	I V	10	ug/L	8260B
Groundwater Elevation		51.44			ft/msl	Field Sampling
Field pH		4.72			SU	Field Sampling
Field Conductivity		71			umhos/cm	Field Sampling
Field Temperature		25.3			Degrees C	Field Sampling
Field Turbidity		3.50			NTU	Field Sampling
Field Dissolved Oxygen		2.0			mg/L	Field Sampling
Chloride		2.9	I	3.0	mg/L	300.0
Nitrate as N		3.2		0.50	mg/L	300.0
Ammonia as N		0.043	I V	0.10	mg/L	350.1
Total Alkalinity		1.6	I	5.0	mg/L	SM 2320B
Total Dissolved Solids		46		10	mg/L	SM 2540C
Total Recoverable						
Barium		49		10	ug/L	6010B
Aluminum		86	I	100	ug/L	6010B
Manganese		6.7	I	10	ug/L	6010B
Chromium		1.6	I	10	ug/L	6010B
Iron		22	I	100	ug/L	6010B
Zinc		15	I	20	ug/L	6010B
Silver		0.98	I	10	ug/L	6010B
Sodium		2.3	V	1.0	mg/L	6010B
Beryllium		0.10	I	1.0	ug/L	6020
Thallium		0.032	I V	1.0	ug/L	6020

EXECUTIVE SUMMARY - Detections

Client: Waste Management

Job Number: 280-10950-1

Lab Sample ID / Analyte	Client Sample ID	Result / Qualifier		Reporting Limit	Units	Method
280-10950-5	**MW-5B**					
Acetone		2.7	I V	10	ug/L	8260B
Groundwater Elevation		50.02			ft/msl	Field Sampling
Field pH		7.71			SU	Field Sampling
Field Conductivity		212			umhos/cm	Field Sampling
Field Temperature		24.5			Degrees C	Field Sampling
Field Turbidity		2.15			NTU	Field Sampling
Field Dissolved Oxygen		0.3			mg/L	Field Sampling
Chloride		7.3		3.0	mg/L	300.0
Nitrate as N		0.64		0.50	mg/L	300.0
Ammonia as N		0.044	I V	0.10	mg/L	350.1
Color		5.0		5.0	PCU	SM 2120B
Total Alkalinity		83		5.0	mg/L	SM 2320B
Total Dissolved Solids		130		10	mg/L	SM 2540C
Total Recoverable						
Barium		13		10	ug/L	6010B
Aluminum		420		100	ug/L	6010B
Manganese		5.8	I	10	ug/L	6010B
Chromium		1.2	I	10	ug/L	6010B
Iron		230		100	ug/L	6010B
Vanadium		1.1	I	10	ug/L	6010B
Silver		1.0	I	10	ug/L	6010B
Sodium		3.5	V	1.0	mg/L	6010B
Antimony		0.20	I	2.0	ug/L	6020
Arsenic		8.7		5.0	ug/L	6020
Thallium		0.038	I V	1.0	ug/L	6020

EXECUTIVE SUMMARY - Detections

Client: Waste Management

Job Number: 280-10950-1

Lab Sample ID / Analyte	Client Sample ID	Result / Qualifier		Reporting Limit	Units	Method
280-10950-6	**MW-4A**					
Acetone		3.1	I V	10	ug/L	8260B
Groundwater Elevation		50.73			ft/msl	Field Sampling
Field pH		5.14			SU	Field Sampling
Field Conductivity		67			umhos/cm	Field Sampling
Field Temperature		24.9			Degrees C	Field Sampling
Field Turbidity		3.45			NTU	Field Sampling
Field Dissolved Oxygen		1.1			mg/L	Field Sampling
Chloride		2.5	I	3.0	mg/L	300.0
Nitrate as N		1.3		0.50	mg/L	300.0
Ammonia as N		0.045	I V	0.10	mg/L	350.1
Total Alkalinity		1.4	I	5.0	mg/L	SM 2320B
Total Dissolved Solids		37		10	mg/L	SM 2540C
Total Recoverable						
Barium		23		10	ug/L	6010B
Aluminum		120		100	ug/L	6010B
Manganese		27		10	ug/L	6010B
Copper		2.2	I	15	ug/L	6010B
Nickel		4.1	I	40	ug/L	6010B
Iron		71	I	100	ug/L	6010B
Zinc		200		20	ug/L	6010B
Sodium		1.4	V	1.0	mg/L	6010B
Antimony		0.10	I	2.0	ug/L	6020
Beryllium		0.13	I	1.0	ug/L	6020

EXECUTIVE SUMMARY - Detections

Client: Waste Management

Job Number: 280-10950-1

Lab Sample ID / Analyte	Client Sample ID	Result / Qualifier		Reporting Limit	Units	Method
280-10950-7	**MW-4B**					
Acetone		2.8	I V	10	ug/L	8260B
Groundwater Elevation		51.73			ft/msl	Field Sampling
Field pH		5.44			SU	Field Sampling
Field Conductivity		47			umhos/cm	Field Sampling
Field Temperature		24.6			Degrees C	Field Sampling
Field Turbidity		9.76			NTU	Field Sampling
Field Dissolved Oxygen		0.8			mg/L	Field Sampling
Chloride		2.6	I	3.0	mg/L	300.0
Nitrate as N		2.6		0.50	mg/L	300.0
Ammonia as N		0.050	I V	0.10	mg/L	350.1
Total Alkalinity		4.1	I	5.0	mg/L	SM 2320B
Total Dissolved Solids		45		10	mg/L	SM 2540C
Total Recoverable						
Barium		15		10	ug/L	6010B
Aluminum		250		100	ug/L	6010B
Manganese		11		10	ug/L	6010B
Chromium		1.5	I	10	ug/L	6010B
Nickel		2.9	I	40	ug/L	6010B
Iron		140		100	ug/L	6010B
Zinc		9.8	I	20	ug/L	6010B
Silver		1.1	I	10	ug/L	6010B
Sodium		1.2	V	1.0	mg/L	6010B
Antimony		0.11	I	2.0	ug/L	6020
Arsenic		0.27	I	5.0	ug/L	6020

EXECUTIVE SUMMARY - Detections

Client: Waste Management

Job Number: 280-10950-1

Lab Sample ID / Analyte	Client Sample ID	Result / Qualifier		Reporting Limit	Units	Method
280-10950-8	**MW-2AR**					
Acetone		3.4	I V	10	ug/L	8260B
Groundwater Elevation		51.61			ft/msl	Field Sampling
Field pH		5.06			SU	Field Sampling
Field Conductivity		44			umhos/cm	Field Sampling
Field Temperature		22.7			Degrees C	Field Sampling
Field Turbidity		1.90			NTU	Field Sampling
Field Dissolved Oxygen		2.7			mg/L	Field Sampling
Chloride		6.2		3.0	mg/L	300.0
Nitrate as N		1.6		0.50	mg/L	300.0
Ammonia as N		0.042	I V	0.10	mg/L	350.1
Total Dissolved Solids		32		10	mg/L	SM 2540C
Total Recoverable						
Barium		11		10	ug/L	6010B
Aluminum		59	I	100	ug/L	6010B
Manganese		4.0	I	10	ug/L	6010B
Iron		22	I	100	ug/L	6010B
Zinc		5.1	I	20	ug/L	6010B
Silver		1.3	I	10	ug/L	6010B
Sodium		4.4	V	1.0	mg/L	6010B
Thallium		0.028	I V	1.0	ug/L	6020

EXECUTIVE SUMMARY - Detections

Client: Waste Management

Job Number: 280-10950-1

Lab Sample ID / Analyte	Client Sample ID	Result / Qualifier		Reporting Limit	Units	Method
280-10950-9	**MW-FL3**					
Acetone		3.3	I V	10	ug/L	8260B
Groundwater Elevation		49.98			ft/msl	Field Sampling
Field pH		7.46			SU	Field Sampling
Field Conductivity		252			umhos/cm	Field Sampling
Field Temperature		23.3			Degrees C	Field Sampling
Field Turbidity		1.97			NTU	Field Sampling
Field Dissolved Oxygen		0.0			mg/L	Field Sampling
Chloride		9.1		3.0	mg/L	300.0
Ammonia as N		0.071	I V	0.10	mg/L	350.1
Total Alkalinity		110		5.0	mg/L	SM 2320B
Total Dissolved Solids		140		10	mg/L	SM 2540C
Total Recoverable						
Barium		30		10	ug/L	6010B
Aluminum		390		100	ug/L	6010B
Manganese		60		10	ug/L	6010B
Chromium		2.3	I	10	ug/L	6010B
Copper		2.0	I	15	ug/L	6010B
Nickel		1.8	I	40	ug/L	6010B
Lead		3.5	I	9.0	ug/L	6010B
Iron		350		100	ug/L	6010B
Vanadium		1.1	I	10	ug/L	6010B
Zinc		25		20	ug/L	6010B
Sodium		4.8	V	1.0	mg/L	6010B
Antimony		0.83	I	2.0	ug/L	6020
Arsenic		1.0	I	5.0	ug/L	6020
Thallium		0.091	I V	1.0	ug/L	6020

EXECUTIVE SUMMARY - Detections

Client: Waste Management

Job Number: 280-10950-1

Lab Sample ID / Analyte	Client Sample ID	Result / Qualifier		Reporting Limit	Units	Method
280-10950-10	**MW-7B**					
Acetone		3.6	I V	10	ug/L	8260B
Groundwater Elevation		51.63			ft/msl	Field Sampling
Field pH		7.58			SU	Field Sampling
Field Conductivity		156			umhos/cm	Field Sampling
Field Temperature		22.9			Degrees C	Field Sampling
Field Turbidity		2.30			NTU	Field Sampling
Field Dissolved Oxygen		1.9			mg/L	Field Sampling
Chloride		4.2		3.0	mg/L	300.0
Ammonia as N		0.052	I V	0.10	mg/L	350.1
Total Alkalinity		72		5.0	mg/L	SM 2320B
Total Dissolved Solids		110		10	mg/L	SM 2540C
Total Recoverable						
Barium		5.0	I	10	ug/L	6010B
Aluminum		170		100	ug/L	6010B
Manganese		4.7	I	10	ug/L	6010B
Chromium		3.3	I	10	ug/L	6010B
Nickel		2.0	I	40	ug/L	6010B
Iron		260		100	ug/L	6010B
Silver		1.1	I	10	ug/L	6010B
Sodium		6.3	V	1.0	mg/L	6010B
Arsenic		1.3	I	5.0	ug/L	6020
280-10950-11	**MW-7A**					
Acetone		4.1	I V	10	ug/L	8260B
Groundwater Elevation		64.63			ft/msl	Field Sampling
Field pH		7.08			SU	Field Sampling
Field Conductivity		304			umhos/cm	Field Sampling
Field Temperature		25.0			Degrees C	Field Sampling
Field Turbidity		1.66			NTU	Field Sampling
Field Dissolved Oxygen		2.4			mg/L	Field Sampling
Chloride		11		3.0	mg/L	300.0
Nitrate as N		13		2.5	mg/L	300.0
Ammonia as N		0.042	I V	0.10	mg/L	350.1
Total Alkalinity		66		5.0	mg/L	SM 2320B
Total Dissolved Solids		200		10	mg/L	SM 2540C
Total Recoverable						
Barium		12		10	ug/L	6010B
Chromium		0.83	I	10	ug/L	6010B
Nickel		2.4	I	40	ug/L	6010B
Silver		0.96	I	10	ug/L	6010B
Sodium		5.6	V	1.0	mg/L	6010B
Thallium		0.060	I V	1.0	ug/L	6020

EXECUTIVE SUMMARY - Detections

Client: Waste Management

Job Number: 280-10950-1

Lab Sample ID / Analyte	Client Sample ID	Result / Qualifier		Reporting Limit	Units	Method
280-10950-12	**MW-3B**					
Acetone		4.2	I V	10	ug/L	8260B
Groundwater Elevation		50.28			ft/msl	Field Sampling
Field pH		6.37			SU	Field Sampling
Field Conductivity		122			umhos/cm	Field Sampling
Field Temperature		23.9			Degrees C	Field Sampling
Field Turbidity		3.11			NTU	Field Sampling
Field Dissolved Oxygen		2.1			mg/L	Field Sampling
Chloride		2.7	I	3.0	mg/L	300.0
Nitrate as N		2.2		0.50	mg/L	300.0
Ammonia as N		0.050	I V	0.10	mg/L	350.1
Total Alkalinity		52		5.0	mg/L	SM 2320B
Total Dissolved Solids		87		10	mg/L	SM 2540C
Total Recoverable						
Barium		71		10	ug/L	6010B
Aluminum		790		100	ug/L	6010B
Manganese		15		10	ug/L	6010B
Chromium		2.8	I	10	ug/L	6010B
Iron		450		100	ug/L	6010B
Vanadium		3.4	I	10	ug/L	6010B
Zinc		7.0	I	20	ug/L	6010B
Silver		1.1	I	10	ug/L	6010B
Sodium		1.8	V	1.0	mg/L	6010B
Arsenic		0.28	I	5.0	ug/L	6020
Beryllium		0.091	I	1.0	ug/L	6020
Thallium		0.073	I V	1.0	ug/L	6020

EXECUTIVE SUMMARY - Detections

Client: Waste Management

Job Number: 280-10950-1

Lab Sample ID / Analyte	Client Sample ID	Result / Qualifier		Reporting Limit	Units	Method
280-10950-13	**MW-3A**					
Acetone		4.0	I V	10	ug/L	8260B
Field pH		6.26			SU	Field Sampling
Field Conductivity		85			umhos/cm	Field Sampling
Field Temperature		23.8			Degrees C	Field Sampling
Field Turbidity		2.80			NTU	Field Sampling
Field Dissolved Oxygen		2.8			mg/L	Field Sampling
Chloride		3.3		3.0	mg/L	300.0
Nitrate as N		2.7		0.50	mg/L	300.0
Ammonia as N		0.051	I V	0.10	mg/L	350.1
Total Alkalinity		16		5.0	mg/L	SM 2320B
Total Dissolved Solids		56		10	mg/L	SM 2540C
Total Recoverable						
Barium		55		10	ug/L	6010B
Aluminum		1300		100	ug/L	6010B
Manganese		6.6	I	10	ug/L	6010B
Chromium		4.4	I	10	ug/L	6010B
Nickel		1.4	I	40	ug/L	6010B
Iron		1200		100	ug/L	6010B
Vanadium		3.1	I	10	ug/L	6010B
Zinc		8.7	I	20	ug/L	6010B
Sodium		2.7	V	1.0	mg/L	6010B
Beryllium		0.10	I	1.0	ug/L	6020
Thallium		0.042	I V	1.0	ug/L	6020

EXECUTIVE SUMMARY - Detections

Client: Waste Management

Job Number: 280-10950-1

Lab Sample ID / Analyte	Client Sample ID	Result / Qualifier		Reporting Limit	Units	Method
280-10950-14	**MW-FL1**					
Groundwater Elevation		50.28			ft/msl	Field Sampling
Field pH		7.56			SU	Field Sampling
Field Conductivity		255			umhos/cm	Field Sampling
Field Temperature		23.7			Degrees C	Field Sampling
Field Turbidity		8.6			NTU	Field Sampling
Field Dissolved Oxygen		2.4			mg/L	Field Sampling
Chloride		9.0		3.0	mg/L	300.0
Nitrate as N		1.6		0.50	mg/L	300.0
Ammonia as N		0.047	I V	0.10	mg/L	350.1
Total Alkalinity		94		5.0	mg/L	SM 2320B
Total Dissolved Solids		120		10	mg/L	SM 2540C
Total Recoverable						
Barium		50		10	ug/L	6010B
Aluminum		630		100	ug/L	6010B
Manganese		57		10	ug/L	6010B
Chromium		6.5	I	10	ug/L	6010B
Nickel		2.2	I	40	ug/L	6010B
Iron		490		100	ug/L	6010B
Vanadium		2.0	I	10	ug/L	6010B
Zinc		9.3	I	20	ug/L	6010B
Sodium		4.1	V	1.0	mg/L	6010B
Antimony		0.076	I	2.0	ug/L	6020
Arsenic		0.44	I	5.0	ug/L	6020
Beryllium		0.13	I	1.0	ug/L	6020
Thallium		0.11	I V	1.0	ug/L	6020

EXECUTIVE SUMMARY - Detections

Client: Waste Management

Job Number: 280-10950-1

Lab Sample ID / Analyte	Client Sample ID	Result / Qualifier		Reporting Limit	Units	Method
280-11010-1	**L-1**					
Acetone		30	V	10	ug/L	8260B
Benzene		0.89	I	1.0	ug/L	8260B
Chloroethane		1.1	I	2.0	ug/L	8260B
1,1-Dichloroethane		0.45	I	1.0	ug/L	8260B
1,2-Dichloroethane		1.2		1.0	ug/L	8260B
cis-1,2-Dichloroethene		0.50	I	1.0	ug/L	8260B
Ethylbenzene		3.5		1.0	ug/L	8260B
2-Hexanone		2.4	I	5.0	ug/L	8260B
2-Butanone (MEK)		10		6.0	ug/L	8260B
4-Methyl-2-pentanone (MIBK)		1.8	I	5.0	ug/L	8260B
Toluene		3.5		1.0	ug/L	8260B
Vinyl chloride		14		1.0	ug/L	8260B
Xylenes (total)		3.4		2.0	ug/L	8260B
1,4-Dichlorobenzene		0.46	I	1.0	ug/L	8260B
N-Nitrosodi-n-propylamine		11	I	95	ug/L	8270C
Bis(2-ethylhexyl) phthalate		5.7	I	95	ug/L	8270C
delta-BHC		0.0089	I	0.048	ug/L	8081A
Endosulfan I		0.013	I	0.048	ug/L	8081A
gamma-BHC (Lindane)		0.028	I	0.048	ug/L	8081A
Field pH		6.23			SU	Field Sampling
Field Conductivity		1860			umhos/cm	Field Sampling
Field Temperature		23.0			Degrees C	Field Sampling
Field Turbidity		53.2			NTU	Field Sampling
Field Dissolved Oxygen		0.3			mg/L	Field Sampling
Chloride		280		30	mg/L	300.0
Ammonia as N		27	V	0.40	mg/L	350.1
Chemical Oxygen Demand (COD)		250		40	mg/L	410.4
Total Cyanide		0.0028	I	0.010	mg/L	9012A
Total Alkalinity		760		5.0	mg/L	SM 2320B
Total Dissolved Solids		1100	V	10	mg/L	SM 2540C
Biochemical Oxygen Demand		18		12	mg/L	SM5210B
Total Recoverable						
Barium		88	V	10	ug/L	6010B
Chromium		1.7	I	10	ug/L	6010B
Copper		190		15	ug/L	6010B
Nickel		5.8	I	40	ug/L	6010B
Selenium		18		15	ug/L	6010B
Iron		12000		100	ug/L	6010B
Zinc		250		20	ug/L	6010B
Sodium		210		1.0	mg/L	6010B
Antimony		0.49	I	4.0	ug/L	6020
Arsenic		5.3	I	10	ug/L	6020
Thallium		0.073	I	2.0	ug/L	6020

EXECUTIVE SUMMARY - Detections

Client: Waste Management

Job Number: 280-10950-1

Lab Sample ID / Analyte	Client Sample ID	Result / Qualifier		Reporting Limit	Units	Method
280-11010-2TB	**TRIP BLANK1**					
Acetone		2.4	I V	10	ug/L	8260B
280-11013-1	**MW-8R**					
Acetone		3.3	I V	10	ug/L	8260B
Groundwater Elevation		51.77			ft/msl	Field Sampling
Field pH		7.02			SU	Field Sampling
Field Conductivity		216			umhos/cm	Field Sampling
Field Temperature		20.7			Degrees C	Field Sampling
Field Turbidity		2.51			NTU	Field Sampling
Field Dissolved Oxygen		4.1			mg/L	Field Sampling
Nitrate as N		1.2		0.50	mg/L	300.0
Chloride		4.5		3.0	mg/L	300.0
Ammonia as N		0.066	I V	0.10	mg/L	350.1
Total Alkalinity		91		5.0	mg/L	SM 2320B
Total Dissolved Solids		120		10	mg/L	SM 2540C
Total Recoverable						
Aluminum		310		100	ug/L	6010B
Barium		10	V	10	ug/L	6010B
Manganese		2.8	I V	10	ug/L	6010B
Chromium		0.87	I	10	ug/L	6010B
Copper		3.7	I	15	ug/L	6010B
Selenium		6.2	I	15	ug/L	6010B
Iron		190		100	ug/L	6010B
Vanadium		2.4	I	10	ug/L	6010B
Zinc		8.2	I	20	ug/L	6010B
Sodium		26		1.0	mg/L	6010B
Antimony		0.54	I	2.0	ug/L	6020
Arsenic		0.45	I	5.0	ug/L	6020

EXECUTIVE SUMMARY - Detections

Client: Waste Management

Job Number: 280-10950-1

Lab Sample ID / Analyte	Client Sample ID	Result / Qualifier		Reporting Limit	Units	Method
280-11013-2	**MW-FL2R**					
Acetone		4.3	I V	10	ug/L	8260B
Vinyl chloride		0.43	I	1.0	ug/L	8260B
Toluene		0.19	I	1.0	ug/L	8260B
Groundwater Elevation		53.16			ft/msl	Field Sampling
Field pH		11.64			SU	Field Sampling
Field Conductivity		574			umhos/cm	Field Sampling
Field Temperature		21.9			Degrees C	Field Sampling
Field Turbidity		2.23			NTU	Field Sampling
Field Dissolved Oxygen		1.7			mg/L	Field Sampling
Nitrate as N		0.40	I	0.50	mg/L	300.0
Chloride		11		3.0	mg/L	300.0
Ammonia as N		0.073	I V	0.10	mg/L	350.1
Total Alkalinity		120		5.0	mg/L	SM 2320B
Total Dissolved Solids		220		10	mg/L	SM 2540C
Total Recoverable						
Aluminum		2700		100	ug/L	6010B
Barium		29	V	10	ug/L	6010B
Manganese		0.43	I V	10	ug/L	6010B
Chromium		24		10	ug/L	6010B
Copper		2.6	I	15	ug/L	6010B
Iron		52	I	100	ug/L	6010B
Vanadium		21		10	ug/L	6010B
Sodium		1.6		1.0	mg/L	6010B
Antimony		0.63	I	2.0	ug/L	6020
Arsenic		1.5	I	5.0	ug/L	6020

EXECUTIVE SUMMARY - Detections

Client: Waste Management

Job Number: 280-10950-1

Lab Sample ID / Analyte	Client Sample ID	Result / Qualifier		Reporting Limit	Units	Method
280-11013-3	**MW-6AR**					
Acetone		3.2	I V	10	ug/L	8260B
Mercury		0.039	I	0.20	ug/L	7470A
Groundwater Elevation		50.14			ft/msl	Field Sampling
Field pH		5.70			SU	Field Sampling
Field Conductivity		182			umhos/cm	Field Sampling
Field Temperature		23.3			Degrees C	Field Sampling
Field Turbidity		0.48			NTU	Field Sampling
Field Dissolved Oxygen		1.7			mg/L	Field Sampling
Nitrate as N		11		2.5	mg/L	300.0
Chloride		15		3.0	mg/L	300.0
Ammonia as N		0.057	I V	0.10	mg/L	350.1
Total Alkalinity		13		5.0	mg/L	SM 2320B
Total Dissolved Solids		120		10	mg/L	SM 2540C
Total Recoverable						
Aluminum		66	I	100	ug/L	6010B
Barium		17	V	10	ug/L	6010B
Manganese		4.3	I V	10	ug/L	6010B
Chromium		0.70	I	10	ug/L	6010B
Copper		2.3	I	15	ug/L	6010B
Sodium		9.9		1.0	mg/L	6010B
Antimony		0.10	I	2.0	ug/L	6020
Beryllium		0.080	I	1.0	ug/L	6020
Thallium		0.055	I	1.0	ug/L	6020

EXECUTIVE SUMMARY - Detections

Client: Waste Management

Job Number: 280-10950-1

Lab Sample ID / Analyte	Client Sample ID	Result / Qualifier		Reporting Limit	Units	Method
280-11013-4	**MW-6BR**					
Acetone		3.0	I V	10	ug/L	8260B
Chloroform		0.50	I	1.0	ug/L	8260B
Groundwater Elevation		51.09			ft/msl	Field Sampling
Field pH		8.17			SU	Field Sampling
Field Conductivity		277			umhos/cm	Field Sampling
Field Temperature		23.1			Degrees C	Field Sampling
Field Turbidity		0.72			NTU	Field Sampling
Field Dissolved Oxygen		3.8			mg/L	Field Sampling
Nitrate as N		3.8		0.50	mg/L	300.0
Chloride		18		3.0	mg/L	300.0
Ammonia as N		0.061	I V	0.10	mg/L	350.1
Color		10		5.0	PCU	SM 2120B
Total Alkalinity		98		5.0	mg/L	SM 2320B
Total Dissolved Solids		150		10	mg/L	SM 2540C
Total Recoverable						
Aluminum		720		100	ug/L	6010B
Barium		11	V	10	ug/L	6010B
Manganese		67	V	10	ug/L	6010B
Chromium		22		10	ug/L	6010B
Copper		1.8	I	15	ug/L	6010B
Nickel		3.2	I	40	ug/L	6010B
Iron		760		100	ug/L	6010B
Vanadium		6.4	I	10	ug/L	6010B
Zinc		5.1	I	20	ug/L	6010B
Sodium		6.6		1.0	mg/L	6010B
Antimony		0.12	I	2.0	ug/L	6020
Arsenic		1.4	I	5.0	ug/L	6020
Thallium		0.19	I	1.0	ug/L	6020
280-11013-5FB	**FIELD BLANK**					
Acetone		3.9	I V	10	ug/L	8260B
Field pH		6.81			SU	Field Sampling
Field Conductivity		3			umhos/cm	Field Sampling
Field Temperature		23.8			Degrees C	Field Sampling
Field Turbidity		0.0			NTU	Field Sampling
Field Dissolved Oxygen		5.1			mg/L	Field Sampling
Ammonia as N		0.064	I V	0.10	mg/L	350.1
Total Alkalinity		1.2	I	5.0	mg/L	SM 2320B
Total Dissolved Solids		10		10	mg/L	SM 2540C

EXECUTIVE SUMMARY - Detections

Client: Waste Management

Job Number: 280-10950-1

Lab Sample ID / Analyte	Client Sample ID	Result / Qualifier		Reporting Limit	Units	Method
280-11013-6EB	**EQUIPMENT BLANK**					
Acetone		4.8	I V	10	ug/L	8260B
Field pH		6.73			SU	Field Sampling
Field Conductivity		2			umhos/cm	Field Sampling
Field Temperature		24.0			Degrees C	Field Sampling
Field Turbidity		0.0			NTU	Field Sampling
Field Dissolved Oxygen		4.9			mg/L	Field Sampling
Ammonia as N		0.062	I V	0.10	mg/L	350.1
Total Dissolved Solids		5.0	I	10	mg/L	SM 2540C
280-11013-7TB	**TRIP BLANK2**					
Acetone		3.3	I V	10	ug/L	8260B
Methylene Chloride		0.50	I V	2.0	ug/L	8260B

METHOD SUMMARY

Client: Waste Management

Job Number: 280-10950-1

Description	Lab Location	Method	Preparation Method
Matrix: Water			
Volatile Organic Compounds (GC/MS)	TAL DEN	SW846 8260B	
Purge and Trap	TAL DEN		SW846 5030B
Semivolatile Compounds by Gas Chromatography/Mass Spectrometry (GC/MS)	TAL DEN	SW846 8270C	
Liquid-Liquid Extraction (Continuous)	TAL DEN		SW846 3520C
EDB, DBCP and 1,2,3-TCP (GC)	TAL DEN	EPA-DW 504.1	
Microextraction	TAL DEN		EPA-DW 504.1
Organochlorine Pesticides (GC)	TAL DEN	SW846 8081A	
Liquid-Liquid Extraction (Separatory Funnel)	TAL DEN		SW846 3510C
Polychlorinated Biphenyls (PCBs) by Gas Chromatography	TAL DEN	SW846 8082	
Liquid-Liquid Extraction (Separatory Funnel)	TAL DEN		SW846 3510C
Herbicides (GC)	TAL DEN	SW846 8151A	
Extraction (Herbicides)	TAL DEN		SW846 8151A
Metals (ICP)	TAL DEN	SW846 6010B	
Preparation, Total Recoverable or Dissolved Metals	TAL DEN		SW846 3005A
Metals (ICP/MS)	TAL DEN	SW846 6020	
Preparation, Total Recoverable or Dissolved Metals	TAL DEN		SW846 3005A
Mercury (CVAA)	TAL DEN	SW846 7470A	
Preparation, Mercury	TAL DEN		SW846 7470A
Anions, Ion Chromatography	TAL DEN	MCAWW 300.0	
Nitrogen, Ammonia	TAL DEN	MCAWW 350.1	
COD	TAL DEN	MCAWW 410.4	
Cyanide, Total and/or Amenable	TAL DEN	SW846 9012A	
Cyanide, Total and/or Amenable, Distillation	TAL DEN		SW846 9012A
Sulfide, Acid Soluble and Insoluble (Titrimetric)	TAL DEN	SW846 9034	
Sulfide, Distillation (Acid Soluble and Insoluble)	TAL DEN		SW846 9030B
Color, Colorimetric	TAL DEN	SM SM 2120B	
Alkalinity	TAL DEN	SM SM 2320B	
Solids, Total Dissolved (TDS)	TAL DEN	SM SM 2540C	
BOD, 5 Day	TAL DEN	SM SM5210B	
Field Sampling	TAL DEN	EPA Field Sampling	
General Sub Contract Method	TAL SL	Subcontract	

Lab References:

TAL DEN = TestAmerica Denver

TAL SL = TestAmerica St. Louis

METHOD SUMMARY

Client: Waste Management

Job Number: 280-10950-1

Description	Lab Location	Method	Preparation Method

Method References:

EPA = US Environmental Protection Agency

EPA-DW = "Methods For The Determination Of Organic Compounds In Drinking Water", EPA/600/4-88/039, December 1988 And Its Supplements.

MCAWW = "Methods For Chemical Analysis Of Water And Wastes", EPA-600/4-79-020, March 1983 And Subsequent Revisions.

SM = "Standard Methods For The Examination Of Water And Wastewater",

SW846 = "Test Methods For Evaluating Solid Waste, Physical/Chemical Methods", Third Edition, November 1986 And Its Updates.

METHOD / ANALYST SUMMARY

Client: Waste Management

Job Number: 280-10950-1

Method	Analyst	Analyst ID
SW846 8260B	Ilczyszyn, Dennis P	DPI
SW846 8260B	Ryerson, Joseph L	JLR
SW846 8260B	Stapp, Jennifer L	JLS
SW846 8260B	Zhou, Huaqing	HZ
SW846 8270C	Tinkham, Sarah A	SAT
EPA-DW 504.1	Smith, Matthew P	MPS
SW846 8081A	Ream, Brian E	BER
SW846 8082	Pavlakovich, Adam M	AMP
SW846 8151A	Wells, David	DW
SW846 6010B	Bowen, Heidi E	HEB
SW846 6010B	Harre, John K	JKH
SW846 6020	Lill, Thomas E	TEL
SW846 7470A	Niman, Katie M	KMN
EPA Field Sampling	Field, Sampler	FS
MCAWW 300.0	Phan, Thu L	TLP
MCAWW 300.0	Yates, George E	GEY
MCAWW 350.1	Stosak, Lara E	LES
MCAWW 410.4	Derosia, Marcia R	MRD
SW846 9012A	Doherty, Jillian A	JAD
SW846 9034	Plumb, Paul M	PMP
SM SM 2120B	Taylor, Juli M	JMT
SM SM 2320B	Doherty, Jillian A	JAD
SM SM 2540C	Domnick, Brandon J	BJD
SM SM5210B	Taylor, Juli M	JMT

SAMPLE SUMMARY

Client: Waste Management

Job Number: 280-10950-1

Lab Sample ID	Client Sample ID	Client Matrix	Date/Time Sampled	Date/Time Received
280-10950-1	MW-2B	Water	12/16/2010 1502	12/17/2010 0930
280-10950-2	MW-1A	Water	12/16/2010 1428	12/17/2010 0930
280-10950-3	MW-1B	Water	12/16/2010 1359	12/17/2010 0930
280-10950-4	MW-5A	Water	12/16/2010 1326	12/17/2010 0930
280-10950-5	MW-5B	Water	12/16/2010 1257	12/17/2010 0930
280-10950-6	MW-4A	Water	12/16/2010 1222	12/17/2010 0930
280-10950-7	MW-4B	Water	12/16/2010 1152	12/17/2010 0930
280-10950-8	MW-2AR	Water	12/16/2010 1503	12/17/2010 0930
280-10950-9	MW-FL3	Water	12/16/2010 1432	12/17/2010 0930
280-10950-10	MW-7B	Water	12/16/2010 1351	12/17/2010 0930
280-10950-11	MW-7A	Water	12/16/2010 1323	12/17/2010 0930
280-10950-12	MW-3B	Water	12/16/2010 1223	12/17/2010 0930
280-10950-13	MW-3A	Water	12/16/2010 1148	12/17/2010 0930
280-10950-14	MW-FL1	Water	12/16/2010 1255	12/17/2010 0930
280-10950-15TB	TRIP BLANK	Water	12/16/2010 0000	12/17/2010 0930
280-11010-1	L-1	Water	12/17/2010 1000	12/18/2010 1200
280-11010-2TB	TRIP BLANK1	Water	12/17/2010 0000	12/18/2010 1200
280-11013-1	MW-8R	Water	12/17/2010 0730	12/18/2010 1409
280-11013-2	MW-FL2R	Water	12/17/2010 0829	12/18/2010 1409
280-11013-3	MW-6AR	Water	12/17/2010 0907	12/18/2010 1409
280-11013-4	MW-6BR	Water	12/17/2010 0938	12/18/2010 1409
280-11013-5FB	Field Blank	Water	12/17/2010 1030	12/18/2010 1409
280-11013-6EB	Equipment Blank	Water	12/17/2010 1045	12/18/2010 1409
280-11013-7TB	TRIP BLANK2	Water	12/17/2010 0000	12/18/2010 1409

SAMPLE RESULTS

Client: Waste Management

Job Number: 280-10950-1

Client Sample ID: **MW-2B**

Lab Sample ID: 280-10950-1

Client Matrix: Water

Date Sampled: 12/16/2010 1502

Date Received: 12/17/2010 0930

8260B Volatile Organic Compounds (GC/MS)

Method:	8260B	Analysis Batch: 280-47022	Instrument ID:	MSV_G
Preparation:	5030B		Lab File ID:	G1963.D
Dilution:	1.0		Initial Weight/Volume:	20 mL
Date Analyzed:	12/24/2010 0221		Final Weight/Volume:	20 mL
Date Prepared:	12/24/2010 0221			

Analyte	Result (ug/L)	Qualifier	MDL	RL
Acetone	2.9	I V	1.9	10
Acrylonitrile	1.4	U	1.4	20
Benzene	0.16	U	0.16	1.0
Bromochloromethane	0.10	U	0.10	1.0
Bromodichloromethane	0.17	U	0.17	1.0
Bromoform	0.19	U	0.19	1.0
Bromomethane	0.21	U	0.21	2.0
Carbon disulfide	0.45	U	0.45	2.0
Carbon tetrachloride	0.19	U	0.19	1.0
Chlorobenzene	0.17	U	0.17	1.0
Dibromochloromethane	0.17	U	0.17	1.0
Chloroethane	0.41	U	0.41	2.0
Chloroform	0.16	U	0.16	1.0
Dibromomethane	0.17	U	0.17	1.0
1,2-Dichlorobenzene	0.15	U	0.15	1.0
1,4-Dichlorobenzene	0.16	U	0.16	1.0
trans-1,4-Dichloro-2-butene	0.80	U	0.80	3.0
1,1-Dichloroethane	0.22	U	0.22	1.0
1,2-Dichloroethane	0.13	U	0.13	1.0
cis-1,2-Dichloroethene	0.15	U	0.15	1.0
trans-1,2-Dichloroethene	0.15	U	0.15	1.0
1,1-Dichloroethene	0.23	U	0.23	1.0
1,2-Dichloropropane	0.18	U	0.18	1.0
cis-1,3-Dichloropropene	0.16	U	0.16	1.0
trans-1,3-Dichloropropene	0.19	U	0.19	3.0
Ethylbenzene	0.16	U	0.16	1.0
2-Hexanone	1.7	U	1.7	5.0
Iodomethane	0.23	U	0.23	1.0
Methylene Chloride	0.32	U	0.32	2.0
4-Methyl-2-pentanone (MIBK)	0.98	U	0.98	5.0
Styrene	0.17	U	0.17	1.0
1,1,1,2-Tetrachloroethane	0.21	U	0.21	1.0
1,1,2,2-Tetrachloroethane	0.21	U	0.21	1.0
Tetrachloroethene	0.20	U J3	0.20	1.0
1,1,1-Trichloroethane	0.16	U	0.16	1.0
1,1,2-Trichloroethane	0.27	U	0.27	1.0
Trichloroethene	0.16	U	0.16	1.0
Trichlorofluoromethane	0.29	U	0.29	2.0
1,2,3-Trichloropropane	0.33	U	0.33	2.5
Vinyl acetate	0.94	U	0.94	3.0
Vinyl chloride	0.40	U	0.40	1.0
Xylenes (total)	0.19	U	0.19	2.0
Chloromethane	0.30	U	0.30	2.0
2-Butanone (MEK)	2.0	U	2.0	6.0
Toluene	0.17	U	0.17	1.0

Client: Waste Management

Job Number: 280-10950-1

Client Sample ID: **MW-2B**

Lab Sample ID: 280-10950-1

Client Matrix: Water

Date Sampled: 12/16/2010 1502

Date Received: 12/17/2010 0930

8260B Volatile Organic Compounds (GC/MS)

Method:	8260B	Analysis Batch: 280-47022	Instrument ID:	MSV_G
Preparation:	5030B		Lab File ID:	G1963.D
Dilution:	1.0		Initial Weight/Volume:	20 mL
Date Analyzed:	12/24/2010 0221		Final Weight/Volume:	20 mL
Date Prepared:	12/24/2010 0221			

Surrogate	%Rec	Qualifier	Acceptance Limits
1,2-Dichloroethane-d4 (Surr)	90		70 - 127
Toluene-d8 (Surr)	99		80 - 125
4-Bromofluorobenzene (Surr)	112		78 - 120
Dibromofluoromethane (Surr)	92		77 - 120

Client: Waste Management

Job Number: 280-10950-1

Client Sample ID: **MW-1A**

Lab Sample ID: 280-10950-2

Client Matrix: Water

Date Sampled: 12/16/2010 1428

Date Received: 12/17/2010 0930

8260B Volatile Organic Compounds (GC/MS)

Method:	8260B	Analysis Batch: 280-47022	Instrument ID:	MSV_G
Preparation:	5030B		Lab File ID:	G1964.D
Dilution:	1.0		Initial Weight/Volume:	20 mL
Date Analyzed:	12/24/2010 0242		Final Weight/Volume:	20 mL
Date Prepared:	12/24/2010 0242			

Analyte	Result (ug/L)	Qualifier	MDL	RL
Acetone	2.9	I V	1.9	10
Acrylonitrile	1.4	U	1.4	20
Benzene	0.16	U	0.16	1.0
Bromochloromethane	0.10	U	0.10	1.0
Bromodichloromethane	0.17	U	0.17	1.0
Bromoform	0.19	U	0.19	1.0
Bromomethane	0.21	U	0.21	2.0
Carbon disulfide	0.45	U	0.45	2.0
Carbon tetrachloride	0.19	U	0.19	1.0
Chlorobenzene	0.17	U	0.17	1.0
Dibromochloromethane	0.17	U	0.17	1.0
Chloroethane	0.41	U	0.41	2.0
Chloroform	0.16	U	0.16	1.0
Dibromomethane	0.17	U	0.17	1.0
1,2-Dichlorobenzene	0.15	U	0.15	1.0
1,4-Dichlorobenzene	0.16	U	0.16	1.0
trans-1,4-Dichloro-2-butene	0.80	U	0.80	3.0
1,1-Dichloroethane	0.22	U	0.22	1.0
1,2-Dichloroethane	0.13	U	0.13	1.0
cis-1,2-Dichloroethene	0.15	U	0.15	1.0
trans-1,2-Dichloroethene	0.15	U	0.15	1.0
1,1-Dichloroethene	0.23	U	0.23	1.0
1,2-Dichloropropane	0.18	U	0.18	1.0
cis-1,3-Dichloropropene	0.16	U	0.16	1.0
trans-1,3-Dichloropropene	0.19	U	0.19	3.0
Ethylbenzene	0.16	U	0.16	1.0
2-Hexanone	1.7	U	1.7	5.0
Iodomethane	0.23	U	0.23	1.0
Methylene Chloride	0.32	U	0.32	2.0
4-Methyl-2-pentanone (MIBK)	0.98	U	0.98	5.0
Styrene	0.17	U	0.17	1.0
1,1,1,2-Tetrachloroethane	0.21	U	0.21	1.0
1,1,2,2-Tetrachloroethane	0.21	U	0.21	1.0
Tetrachloroethene	0.20	U J3	0.20	1.0
1,1,1-Trichloroethane	0.16	U	0.16	1.0
1,1,2-Trichloroethane	0.27	U	0.27	1.0
Trichloroethene	0.16	U	0.16	1.0
Trichlorofluoromethane	0.29	U	0.29	2.0
1,2,3-Trichloropropane	0.33	U	0.33	2.5
Vinyl acetate	0.94	U	0.94	3.0
Vinyl chloride	0.40	U	0.40	1.0
Xylenes (total)	0.19	U	0.19	2.0
Chloromethane	0.30	U	0.30	2.0
2-Butanone (MEK)	2.0	U	2.0	6.0
Toluene	0.17	U	0.17	1.0

Client: Waste Management

Job Number: 280-10950-1

Client Sample ID: **MW-1A**

Lab Sample ID: 280-10950-2

Client Matrix: Water

Date Sampled: 12/16/2010 1428

Date Received: 12/17/2010 0930

8260B Volatile Organic Compounds (GC/MS)

Method:	8260B	Analysis Batch: 280-47022	Instrument ID:	MSV_G
Preparation:	5030B		Lab File ID:	G1964.D
Dilution:	1.0		Initial Weight/Volume:	20 mL
Date Analyzed:	12/24/2010 0242		Final Weight/Volume:	20 mL
Date Prepared:	12/24/2010 0242			

Surrogate	%Rec	Qualifier	Acceptance Limits
1,2-Dichloroethane-d4 (Surr)	91		70 - 127
Toluene-d8 (Surr)	100		80 - 125
4-Bromofluorobenzene (Surr)	116		78 - 120
Dibromofluoromethane (Surr)	95		77 - 120

Client: Waste Management

Job Number: 280-10950-1

Client Sample ID: **MW-1B**

Lab Sample ID: 280-10950-3

Client Matrix: Water

Date Sampled: 12/16/2010 1359

Date Received: 12/17/2010 0930

8260B Volatile Organic Compounds (GC/MS)

Method:	8260B	Analysis Batch: 280-47022	Instrument ID:	MSV_G
Preparation:	5030B		Lab File ID:	G1965.D
Dilution:	1.0		Initial Weight/Volume:	20 mL
Date Analyzed:	12/24/2010 0303		Final Weight/Volume:	20 mL
Date Prepared:	12/24/2010 0303			

Analyte	Result (ug/L)	Qualifier	MDL	RL
Acetone	3.5	I V	1.9	10
Acrylonitrile	1.4	U	1.4	20
Benzene	0.16	U	0.16	1.0
Bromochloromethane	0.10	U	0.10	1.0
Bromodichloromethane	0.17	U	0.17	1.0
Bromoform	0.19	U	0.19	1.0
Bromomethane	0.21	U	0.21	2.0
Carbon disulfide	0.45	U	0.45	2.0
Carbon tetrachloride	0.19	U	0.19	1.0
Chlorobenzene	0.17	U	0.17	1.0
Dibromochloromethane	0.17	U	0.17	1.0
Chloroethane	0.41	U	0.41	2.0
Chloroform	0.16	U	0.16	1.0
Dibromomethane	0.17	U	0.17	1.0
1,2-Dichlorobenzene	0.15	U	0.15	1.0
1,4-Dichlorobenzene	0.16	U	0.16	1.0
trans-1,4-Dichloro-2-butene	0.80	U	0.80	3.0
1,1-Dichloroethane	0.22	U	0.22	1.0
1,2-Dichloroethane	0.13	U	0.13	1.0
cis-1,2-Dichloroethene	0.15	U	0.15	1.0
trans-1,2-Dichloroethene	0.15	U	0.15	1.0
1,1-Dichloroethene	0.23	U	0.23	1.0
1,2-Dichloropropane	0.18	U	0.18	1.0
cis-1,3-Dichloropropene	0.16	U	0.16	1.0
trans-1,3-Dichloropropene	0.19	U	0.19	3.0
Ethylbenzene	0.16	U	0.16	1.0
2-Hexanone	1.7	U	1.7	5.0
Iodomethane	0.23	U	0.23	1.0
Methylene Chloride	0.32	U	0.32	2.0
4-Methyl-2-pentanone (MIBK)	0.98	U	0.98	5.0
Styrene	0.17	U	0.17	1.0
1,1,1,2-Tetrachloroethane	0.21	U	0.21	1.0
1,1,2,2-Tetrachloroethane	0.21	U	0.21	1.0
Tetrachloroethene	0.20	U J3	0.20	1.0
1,1,1-Trichloroethane	0.16	U	0.16	1.0
1,1,2-Trichloroethane	0.27	U	0.27	1.0
Trichloroethene	0.16	U	0.16	1.0
Trichlorofluoromethane	0.29	U	0.29	2.0
1,2,3-Trichloropropane	0.33	U	0.33	2.5
Vinyl acetate	0.94	U	0.94	3.0
Vinyl chloride	0.40	U	0.40	1.0
Xylenes (total)	0.19	U	0.19	2.0
Chloromethane	0.30	U	0.30	2.0
2-Butanone (MEK)	2.0	U	2.0	6.0
Toluene	0.17	U	0.17	1.0

Client: Waste Management

Job Number: 280-10950-1

Client Sample ID: **MW-1B**

Lab Sample ID: 280-10950-3

Client Matrix: Water

Date Sampled: 12/16/2010 1359

Date Received: 12/17/2010 0930

8260B Volatile Organic Compounds (GC/MS)

Method:	8260B	Analysis Batch: 280-47022	Instrument ID:	MSV_G
Preparation:	5030B		Lab File ID:	G1965.D
Dilution:	1.0		Initial Weight/Volume:	20 mL
Date Analyzed:	12/24/2010 0303		Final Weight/Volume:	20 mL
Date Prepared:	12/24/2010 0303			

Surrogate	%Rec	Qualifier	Acceptance Limits
1,2-Dichloroethane-d4 (Surr)	100		70 - 127
Toluene-d8 (Surr)	110		80 - 125
4-Bromofluorobenzene (Surr)	127	J1	78 - 120
Dibromofluoromethane (Surr)	104		77 - 120

Client: Waste Management

Job Number: 280-10950-1

Client Sample ID: **MW-5A**

Lab Sample ID: 280-10950-4

Client Matrix: Water

Date Sampled: 12/16/2010 1326

Date Received: 12/17/2010 0930

8260B Volatile Organic Compounds (GC/MS)

Method:	8260B	Analysis Batch: 280-47022	Instrument ID:	MSV_G
Preparation:	5030B		Lab File ID:	G1966.D
Dilution:	1.0		Initial Weight/Volume:	20 mL
Date Analyzed:	12/24/2010 0325		Final Weight/Volume:	20 mL
Date Prepared:	12/24/2010 0325			

Analyte	Result (ug/L)	Qualifier	MDL	RL
Acetone	3.2	I V	1.9	10
Acrylonitrile	1.4	U	1.4	20
Benzene	0.16	U	0.16	1.0
Bromochloromethane	0.10	U	0.10	1.0
Bromodichloromethane	0.17	U	0.17	1.0
Bromoform	0.19	U	0.19	1.0
Bromomethane	0.21	U	0.21	2.0
Carbon disulfide	0.45	U	0.45	2.0
Carbon tetrachloride	0.19	U	0.19	1.0
Chlorobenzene	0.17	U	0.17	1.0
Dibromochloromethane	0.17	U	0.17	1.0
Chloroethane	0.41	U	0.41	2.0
Chloroform	0.16	U	0.16	1.0
Dibromomethane	0.17	U	0.17	1.0
1,2-Dichlorobenzene	0.15	U	0.15	1.0
1,4-Dichlorobenzene	0.16	U	0.16	1.0
trans-1,4-Dichloro-2-butene	0.80	U	0.80	3.0
1,1-Dichloroethane	0.22	U	0.22	1.0
1,2-Dichloroethane	0.13	U	0.13	1.0
cis-1,2-Dichloroethene	0.15	U	0.15	1.0
trans-1,2-Dichloroethene	0.15	U	0.15	1.0
1,1-Dichloroethene	0.23	U	0.23	1.0
1,2-Dichloropropane	0.18	U	0.18	1.0
cis-1,3-Dichloropropene	0.16	U	0.16	1.0
trans-1,3-Dichloropropene	0.19	U	0.19	3.0
Ethylbenzene	0.16	U	0.16	1.0
2-Hexanone	1.7	U	1.7	5.0
Iodomethane	0.23	U	0.23	1.0
Methylene Chloride	0.32	U	0.32	2.0
4-Methyl-2-pentanone (MIBK)	0.98	U	0.98	5.0
Styrene	0.17	U	0.17	1.0
1,1,1,2-Tetrachloroethane	0.21	U	0.21	1.0
1,1,2,2-Tetrachloroethane	0.21	U	0.21	1.0
Tetrachloroethene	0.20	U J3	0.20	1.0
1,1,1-Trichloroethane	0.16	U	0.16	1.0
1,1,2-Trichloroethane	0.27	U	0.27	1.0
Trichloroethene	0.16	U	0.16	1.0
Trichlorofluoromethane	0.29	U	0.29	2.0
1,2,3-Trichloropropane	0.33	U	0.33	2.5
Vinyl acetate	0.94	U	0.94	3.0
Vinyl chloride	0.40	U	0.40	1.0
Xylenes (total)	0.19	U	0.19	2.0
Chloromethane	0.30	U	0.30	2.0
2-Butanone (MEK)	2.0	U	2.0	6.0
Toluene	0.17	U	0.17	1.0

Client: Waste Management

Job Number: 280-10950-1

Client Sample ID: **MW-5A**

Lab Sample ID: 280-10950-4

Client Matrix: Water

Date Sampled: 12/16/2010 1326

Date Received: 12/17/2010 0930

8260B Volatile Organic Compounds (GC/MS)

Method:	8260B	Analysis Batch: 280-47022	Instrument ID:	MSV_G
Preparation:	5030B		Lab File ID:	G1966.D
Dilution:	1.0		Initial Weight/Volume:	20 mL
Date Analyzed:	12/24/2010 0325		Final Weight/Volume:	20 mL
Date Prepared:	12/24/2010 0325			

Surrogate	%Rec	Qualifier	Acceptance Limits
1,2-Dichloroethane-d4 (Surr)	90		70 - 127
Toluene-d8 (Surr)	99		80 - 125
4-Bromofluorobenzene (Surr)	114		78 - 120
Dibromofluoromethane (Surr)	94		77 - 120

Client: Waste Management

Job Number: 280-10950-1

Client Sample ID: **MW-5B**

Lab Sample ID: 280-10950-5

Client Matrix: Water

Date Sampled: 12/16/2010 1257

Date Received: 12/17/2010 0930

8260B Volatile Organic Compounds (GC/MS)

Method:	8260B	Analysis Batch: 280-47022	Instrument ID:	MSV_G
Preparation:	5030B		Lab File ID:	G1967.D
Dilution:	1.0		Initial Weight/Volume:	20 mL
Date Analyzed:	12/24/2010 0346		Final Weight/Volume:	20 mL
Date Prepared:	12/24/2010 0346			

Analyte	Result (ug/L)	Qualifier	MDL	RL
Acetone	2.7	I V	1.9	10
Acrylonitrile	1.4	U	1.4	20
Benzene	0.16	U	0.16	1.0
Bromochloromethane	0.10	U	0.10	1.0
Bromodichloromethane	0.17	U	0.17	1.0
Bromoform	0.19	U	0.19	1.0
Bromomethane	0.21	U	0.21	2.0
Carbon disulfide	0.45	U	0.45	2.0
Carbon tetrachloride	0.19	U	0.19	1.0
Chlorobenzene	0.17	U	0.17	1.0
Dibromochloromethane	0.17	U	0.17	1.0
Chloroethane	0.41	U	0.41	2.0
Chloroform	0.16	U	0.16	1.0
Dibromomethane	0.17	U	0.17	1.0
1,2-Dichlorobenzene	0.15	U	0.15	1.0
1,4-Dichlorobenzene	0.16	U	0.16	1.0
trans-1,4-Dichloro-2-butene	0.80	U	0.80	3.0
1,1-Dichloroethane	0.22	U	0.22	1.0
1,2-Dichloroethane	0.13	U	0.13	1.0
cis-1,2-Dichloroethene	0.15	U	0.15	1.0
trans-1,2-Dichloroethene	0.15	U	0.15	1.0
1,1-Dichloroethene	0.23	U	0.23	1.0
1,2-Dichloropropane	0.18	U	0.18	1.0
cis-1,3-Dichloropropene	0.16	U	0.16	1.0
trans-1,3-Dichloropropene	0.19	U	0.19	3.0
Ethylbenzene	0.16	U	0.16	1.0
2-Hexanone	1.7	U	1.7	5.0
Iodomethane	0.23	U	0.23	1.0
Methylene Chloride	0.32	U	0.32	2.0
4-Methyl-2-pentanone (MIBK)	0.98	U	0.98	5.0
Styrene	0.17	U	0.17	1.0
1,1,1,2-Tetrachloroethane	0.21	U	0.21	1.0
1,1,2,2-Tetrachloroethane	0.21	U	0.21	1.0
Tetrachloroethene	0.20	U J3	0.20	1.0
1,1,1-Trichloroethane	0.16	U	0.16	1.0
1,1,2-Trichloroethane	0.27	U	0.27	1.0
Trichloroethene	0.16	U	0.16	1.0
Trichlorofluoromethane	0.29	U	0.29	2.0
1,2,3-Trichloropropane	0.33	U	0.33	2.5
Vinyl acetate	0.94	U	0.94	3.0
Vinyl chloride	0.40	U	0.40	1.0
Xylenes (total)	0.19	U	0.19	2.0
Chloromethane	0.30	U	0.30	2.0
2-Butanone (MEK)	2.0	U	2.0	6.0
Toluene	0.17	U	0.17	1.0

Client: Waste Management

Job Number: 280-10950-1

Client Sample ID: **MW-5B**

Lab Sample ID: 280-10950-5

Client Matrix: Water

Date Sampled: 12/16/2010 1257

Date Received: 12/17/2010 0930

8260B Volatile Organic Compounds (GC/MS)

Method:	8260B	Analysis Batch: 280-47022	Instrument ID:	MSV_G
Preparation:	5030B		Lab File ID:	G1967.D
Dilution:	1.0		Initial Weight/Volume:	20 mL
Date Analyzed:	12/24/2010 0346		Final Weight/Volume:	20 mL
Date Prepared:	12/24/2010 0346			

Surrogate	%Rec	Qualifier	Acceptance Limits
1,2-Dichloroethane-d4 (Surr)	91		70 - 127
Toluene-d8 (Surr)	99		80 - 125
4-Bromofluorobenzene (Surr)	114		78 - 120
Dibromofluoromethane (Surr)	93		77 - 120

Client: Waste Management

Job Number: 280-10950-1

Client Sample ID: **MW-4A**

Lab Sample ID: 280-10950-6

Client Matrix: Water

Date Sampled: 12/16/2010 1222

Date Received: 12/17/2010 0930

8260B Volatile Organic Compounds (GC/MS)

Method:	8260B	Analysis Batch: 280-47022	Instrument ID:	MSV_G
Preparation:	5030B		Lab File ID:	G1968.D
Dilution:	1.0		Initial Weight/Volume:	20 mL
Date Analyzed:	12/24/2010 0407		Final Weight/Volume:	20 mL
Date Prepared:	12/24/2010 0407			

Analyte	Result (ug/L)	Qualifier	MDL	RL
Acetone	3.1	I V	1.9	10
Acrylonitrile	1.4	U	1.4	20
Benzene	0.16	U	0.16	1.0
Bromochloromethane	0.10	U	0.10	1.0
Bromodichloromethane	0.17	U	0.17	1.0
Bromoform	0.19	U	0.19	1.0
Bromomethane	0.21	U	0.21	2.0
Carbon disulfide	0.45	U	0.45	2.0
Carbon tetrachloride	0.19	U	0.19	1.0
Chlorobenzene	0.17	U	0.17	1.0
Dibromochloromethane	0.17	U	0.17	1.0
Chloroethane	0.41	U	0.41	2.0
Chloroform	0.16	U	0.16	1.0
Dibromomethane	0.17	U	0.17	1.0
1,2-Dichlorobenzene	0.15	U	0.15	1.0
1,4-Dichlorobenzene	0.16	U	0.16	1.0
trans-1,4-Dichloro-2-butene	0.80	U	0.80	3.0
1,1-Dichloroethane	0.22	U	0.22	1.0
1,2-Dichloroethane	0.13	U	0.13	1.0
cis-1,2-Dichloroethene	0.15	U	0.15	1.0
trans-1,2-Dichloroethene	0.15	U	0.15	1.0
1,1-Dichloroethene	0.23	U	0.23	1.0
1,2-Dichloropropane	0.18	U	0.18	1.0
cis-1,3-Dichloropropene	0.16	U	0.16	1.0
trans-1,3-Dichloropropene	0.19	U	0.19	3.0
Ethylbenzene	0.16	U	0.16	1.0
2-Hexanone	1.7	U	1.7	5.0
Iodomethane	0.23	U	0.23	1.0
Methylene Chloride	0.32	U	0.32	2.0
4-Methyl-2-pentanone (MIBK)	0.98	U	0.98	5.0
Styrene	0.17	U	0.17	1.0
1,1,1,2-Tetrachloroethane	0.21	U	0.21	1.0
1,1,2,2-Tetrachloroethane	0.21	U	0.21	1.0
Tetrachloroethene	0.20	U J3	0.20	1.0
1,1,1-Trichloroethane	0.16	U	0.16	1.0
1,1,2-Trichloroethane	0.27	U	0.27	1.0
Trichloroethene	0.16	U	0.16	1.0
Trichlorofluoromethane	0.29	U	0.29	2.0
1,2,3-Trichloropropane	0.33	U	0.33	2.5
Vinyl acetate	0.94	U	0.94	3.0
Vinyl chloride	0.40	U	0.40	1.0
Xylenes (total)	0.19	U	0.19	2.0
Chloromethane	0.30	U	0.30	2.0
2-Butanone (MEK)	2.0	U	2.0	6.0
Toluene	0.17	U	0.17	1.0

Client: Waste Management

Job Number: 280-10950-1

Client Sample ID: **MW-4A**

Lab Sample ID: 280-10950-6

Client Matrix: Water

Date Sampled: 12/16/2010 1222

Date Received: 12/17/2010 0930

8260B Volatile Organic Compounds (GC/MS)

Method:	8260B	Analysis Batch: 280-47022	Instrument ID:	MSV_G
Preparation:	5030B		Lab File ID:	G1968.D
Dilution:	1.0		Initial Weight/Volume:	20 mL
Date Analyzed:	12/24/2010 0407		Final Weight/Volume:	20 mL
Date Prepared:	12/24/2010 0407			

Surrogate	%Rec	Qualifier	Acceptance Limits
1,2-Dichloroethane-d4 (Surr)	94		70 - 127
Toluene-d8 (Surr)	101		80 - 125
4-Bromofluorobenzene (Surr)	115		78 - 120
Dibromofluoromethane (Surr)	95		77 - 120

Client: Waste Management

Job Number: 280-10950-1

Client Sample ID: **MW-4B**

Lab Sample ID: 280-10950-7

Client Matrix: Water

Date Sampled: 12/16/2010 1152

Date Received: 12/17/2010 0930

8260B Volatile Organic Compounds (GC/MS)

Method: 8260B

Preparation: 5030B

Dilution: 1.0

Date Analyzed: 12/24/2010 0428

Date Prepared: 12/24/2010 0428

Analysis Batch: 280-47022

Instrument ID: MSV_G

Lab File ID: G1969.D

Initial Weight/Volume: 20 mL

Final Weight/Volume: 20 mL

Analyte	Result (ug/L)	Qualifier	MDL	RL
Acetone	2.8	I V	1.9	10
Acrylonitrile	1.4	U	1.4	20
Benzene	0.16	U	0.16	1.0
Bromochloromethane	0.10	U	0.10	1.0
Bromodichloromethane	0.17	U	0.17	1.0
Bromoform	0.19	U	0.19	1.0
Bromomethane	0.21	U	0.21	2.0
Carbon disulfide	0.45	U	0.45	2.0
Carbon tetrachloride	0.19	U	0.19	1.0
Chlorobenzene	0.17	U	0.17	1.0
Dibromochloromethane	0.17	U	0.17	1.0
Chloroethane	0.41	U	0.41	2.0
Chloroform	0.16	U	0.16	1.0
Dibromomethane	0.17	U	0.17	1.0
1,2-Dichlorobenzene	0.15	U	0.15	1.0
1,4-Dichlorobenzene	0.16	U	0.16	1.0
trans-1,4-Dichloro-2-butene	0.80	U	0.80	3.0
1,1-Dichloroethane	0.22	U	0.22	1.0
1,2-Dichloroethane	0.13	U	0.13	1.0
cis-1,2-Dichloroethene	0.15	U	0.15	1.0
trans-1,2-Dichloroethene	0.15	U	0.15	1.0
1,1-Dichloroethene	0.23	U	0.23	1.0
1,2-Dichloropropane	0.18	U	0.18	1.0
cis-1,3-Dichloropropene	0.16	U	0.16	1.0
trans-1,3-Dichloropropene	0.19	U	0.19	3.0
Ethylbenzene	0.16	U	0.16	1.0
2-Hexanone	1.7	U	1.7	5.0
Iodomethane	0.23	U	0.23	1.0
Methylene Chloride	0.32	U	0.32	2.0
4-Methyl-2-pentanone (MIBK)	0.98	U	0.98	5.0
Styrene	0.17	U	0.17	1.0
1,1,1,2-Tetrachloroethane	0.21	U	0.21	1.0
1,1,2,2-Tetrachloroethane	0.21	U	0.21	1.0
Tetrachloroethene	0.20	U J3	0.20	1.0
1,1,1-Trichloroethane	0.16	U	0.16	1.0
1,1,2-Trichloroethane	0.27	U	0.27	1.0
Trichloroethene	0.16	U	0.16	1.0
Trichlorofluoromethane	0.29	U	0.29	2.0
1,2,3-Trichloropropane	0.33	U	0.33	2.5
Vinyl acetate	0.94	U	0.94	3.0
Vinyl chloride	0.40	U	0.40	1.0
Xylenes (total)	0.19	U	0.19	2.0
Chloromethane	0.30	U	0.30	2.0
2-Butanone (MEK)	2.0	U	2.0	6.0
Toluene	0.17	U	0.17	1.0

Client: Waste Management

Job Number: 280-10950-1

Client Sample ID: **MW-4B**

Lab Sample ID: 280-10950-7

Client Matrix: Water

Date Sampled: 12/16/2010 1152

Date Received: 12/17/2010 0930

8260B Volatile Organic Compounds (GC/MS)

Method:	8260B	Analysis Batch: 280-47022	Instrument ID:	MSV_G
Preparation:	5030B		Lab File ID:	G1969.D
Dilution:	1.0		Initial Weight/Volume:	20 mL
Date Analyzed:	12/24/2010 0428		Final Weight/Volume:	20 mL
Date Prepared:	12/24/2010 0428			

Surrogate	%Rec	Qualifier	Acceptance Limits
1,2-Dichloroethane-d4 (Surr)	94		70 - 127
Toluene-d8 (Surr)	100		80 - 125
4-Bromofluorobenzene (Surr)	116		78 - 120
Dibromofluoromethane (Surr)	96		77 - 120

Client: Waste Management

Job Number: 280-10950-1

Client Sample ID: **MW-2AR**

Lab Sample ID: 280-10950-8

Client Matrix: Water

Date Sampled: 12/16/2010 1503

Date Received: 12/17/2010 0930

8260B Volatile Organic Compounds (GC/MS)

Method: 8260B

Preparation: 5030B

Dilution: 1.0

Date Analyzed: 12/24/2010 0449

Date Prepared: 12/24/2010 0449

Analysis Batch: 280-47022

Instrument ID: MSV_G

Lab File ID: G1970.D

Initial Weight/Volume: 20 mL

Final Weight/Volume: 20 mL

Analyte	Result (ug/L)	Qualifier	MDL	RL
Acetone	3.4	I V	1.9	10
Acrylonitrile	1.4	U	1.4	20
Benzene	0.16	U	0.16	1.0
Bromochloromethane	0.10	U	0.10	1.0
Bromodichloromethane	0.17	U	0.17	1.0
Bromoform	0.19	U	0.19	1.0
Bromomethane	0.21	U	0.21	2.0
Carbon disulfide	0.45	U	0.45	2.0
Carbon tetrachloride	0.19	U	0.19	1.0
Chlorobenzene	0.17	U	0.17	1.0
Dibromochloromethane	0.17	U	0.17	1.0
Chloroethane	0.41	U	0.41	2.0
Chloroform	0.16	U	0.16	1.0
Dibromomethane	0.17	U	0.17	1.0
1,2-Dichlorobenzene	0.15	U	0.15	1.0
1,4-Dichlorobenzene	0.16	U	0.16	1.0
trans-1,4-Dichloro-2-butene	0.80	U	0.80	3.0
1,1-Dichloroethane	0.22	U	0.22	1.0
1,2-Dichloroethane	0.13	U	0.13	1.0
cis-1,2-Dichloroethene	0.15	U	0.15	1.0
trans-1,2-Dichloroethene	0.15	U	0.15	1.0
1,1-Dichloroethene	0.23	U	0.23	1.0
1,2-Dichloropropane	0.18	U	0.18	1.0
cis-1,3-Dichloropropene	0.16	U	0.16	1.0
trans-1,3-Dichloropropene	0.19	U	0.19	3.0
Ethylbenzene	0.16	U	0.16	1.0
2-Hexanone	1.7	U	1.7	5.0
Iodomethane	0.23	U	0.23	1.0
Methylene Chloride	0.32	U	0.32	2.0
4-Methyl-2-pentanone (MIBK)	0.98	U	0.98	5.0
Styrene	0.17	U	0.17	1.0
1,1,1,2-Tetrachloroethane	0.21	U	0.21	1.0
1,1,2,2-Tetrachloroethane	0.21	U	0.21	1.0
Tetrachloroethene	0.20	U J3	0.20	1.0
1,1,1-Trichloroethane	0.16	U	0.16	1.0
1,1,2-Trichloroethane	0.27	U	0.27	1.0
Trichloroethene	0.16	U	0.16	1.0
Trichlorofluoromethane	0.29	U	0.29	2.0
1,2,3-Trichloropropane	0.33	U	0.33	2.5
Vinyl acetate	0.94	U	0.94	3.0
Vinyl chloride	0.40	U	0.40	1.0
Xylenes (total)	0.19	U	0.19	2.0
Chloromethane	0.30	U	0.30	2.0
2-Butanone (MEK)	2.0	U	2.0	6.0
Toluene	0.17	U	0.17	1.0

Client: Waste Management

Job Number: 280-10950-1

Client Sample ID: **MW-2AR**

Lab Sample ID: 280-10950-8

Client Matrix: Water

Date Sampled: 12/16/2010 1503

Date Received: 12/17/2010 0930

8260B Volatile Organic Compounds (GC/MS)

Method:	8260B	Analysis Batch: 280-47022	Instrument ID:	MSV_G
Preparation:	5030B		Lab File ID:	G1970.D
Dilution:	1.0		Initial Weight/Volume:	20 mL
Date Analyzed:	12/24/2010 0449		Final Weight/Volume:	20 mL
Date Prepared:	12/24/2010 0449			

Surrogate	%Rec	Qualifier	Acceptance Limits
1,2-Dichloroethane-d4 (Surr)	90		70 - 127
Toluene-d8 (Surr)	97		80 - 125
4-Bromofluorobenzene (Surr)	111		78 - 120
Dibromofluoromethane (Surr)	91		77 - 120

Client: Waste Management

Job Number: 280-10950-1

Client Sample ID: **MW-FL3**

Lab Sample ID: 280-10950-9

Client Matrix: Water

Date Sampled: 12/16/2010 1432

Date Received: 12/17/2010 0930

8260B Volatile Organic Compounds (GC/MS)

Method:	8260B	Analysis Batch: 280-47022	Instrument ID:	MSV_G
Preparation:	5030B		Lab File ID:	G1971.D
Dilution:	1.0		Initial Weight/Volume:	20 mL
Date Analyzed:	12/24/2010 0510		Final Weight/Volume:	20 mL
Date Prepared:	12/24/2010 0510			

Analyte	Result (ug/L)	Qualifier	MDL	RL
Acetone	3.3	I V	1.9	10
Acrylonitrile	1.4	U	1.4	20
Benzene	0.16	U	0.16	1.0
Bromochloromethane	0.10	U	0.10	1.0
Bromodichloromethane	0.17	U	0.17	1.0
Bromoform	0.19	U	0.19	1.0
Bromomethane	0.21	U	0.21	2.0
Carbon disulfide	0.45	U	0.45	2.0
Carbon tetrachloride	0.19	U	0.19	1.0
Chlorobenzene	0.17	U	0.17	1.0
Dibromochloromethane	0.17	U	0.17	1.0
Chloroethane	0.41	U	0.41	2.0
Chloroform	0.16	U	0.16	1.0
Dibromomethane	0.17	U	0.17	1.0
1,2-Dichlorobenzene	0.15	U	0.15	1.0
1,4-Dichlorobenzene	0.16	U	0.16	1.0
trans-1,4-Dichloro-2-butene	0.80	U	0.80	3.0
1,1-Dichloroethane	0.22	U	0.22	1.0
1,2-Dichloroethane	0.13	U	0.13	1.0
cis-1,2-Dichloroethene	0.15	U	0.15	1.0
trans-1,2-Dichloroethene	0.15	U	0.15	1.0
1,1-Dichloroethene	0.23	U	0.23	1.0
1,2-Dichloropropane	0.18	U	0.18	1.0
cis-1,3-Dichloropropene	0.16	U	0.16	1.0
trans-1,3-Dichloropropene	0.19	U	0.19	3.0
Ethylbenzene	0.16	U	0.16	1.0
2-Hexanone	1.7	U	1.7	5.0
Iodomethane	0.23	U	0.23	1.0
Methylene Chloride	0.32	U	0.32	2.0
4-Methyl-2-pentanone (MIBK)	0.98	U	0.98	5.0
Styrene	0.17	U	0.17	1.0
1,1,1,2-Tetrachloroethane	0.21	U	0.21	1.0
1,1,2,2-Tetrachloroethane	0.21	U	0.21	1.0
Tetrachloroethene	0.20	U J3	0.20	1.0
1,1,1-Trichloroethane	0.16	U	0.16	1.0
1,1,2-Trichloroethane	0.27	U	0.27	1.0
Trichloroethene	0.16	U	0.16	1.0
Trichlorofluoromethane	0.29	U	0.29	2.0
1,2,3-Trichloropropane	0.33	U	0.33	2.5
Vinyl acetate	0.94	U	0.94	3.0
Vinyl chloride	0.40	U	0.40	1.0
Xylenes (total)	0.19	U	0.19	2.0
Chloromethane	0.30	U	0.30	2.0
2-Butanone (MEK)	2.0	U	2.0	6.0
Toluene	0.17	U	0.17	1.0

Client: Waste Management

Job Number: 280-10950-1

Client Sample ID: **MW-FL3**

Lab Sample ID: 280-10950-9

Client Matrix: Water

Date Sampled: 12/16/2010 1432

Date Received: 12/17/2010 0930

8260B Volatile Organic Compounds (GC/MS)

Method:	8260B	Analysis Batch: 280-47022	Instrument ID:	MSV_G
Preparation:	5030B		Lab File ID:	G1971.D
Dilution:	1.0		Initial Weight/Volume:	20 mL
Date Analyzed:	12/24/2010 0510		Final Weight/Volume:	20 mL
Date Prepared:	12/24/2010 0510			

Surrogate	%Rec	Qualifier	Acceptance Limits
1,2-Dichloroethane-d4 (Surr)	91		70 - 127
Toluene-d8 (Surr)	97		80 - 125
4-Bromofluorobenzene (Surr)	113		78 - 120
Dibromofluoromethane (Surr)	94		77 - 120

Client: Waste Management

Job Number: 280-10950-1

Client Sample ID: **MW-7B**

Lab Sample ID: 280-10950-10

Client Matrix: Water

Date Sampled: 12/16/2010 1351

Date Received: 12/17/2010 0930

8260B Volatile Organic Compounds (GC/MS)

Method:	8260B	Analysis Batch: 280-47022	Instrument ID:	MSV_G
Preparation:	5030B		Lab File ID:	G1972.D
Dilution:	1.0		Initial Weight/Volume:	20 mL
Date Analyzed:	12/24/2010 0532		Final Weight/Volume:	20 mL
Date Prepared:	12/24/2010 0532			

Analyte	Result (ug/L)	Qualifier	MDL	RL
Acetone	3.6	I V	1.9	10
Acrylonitrile	1.4	U	1.4	20
Benzene	0.16	U	0.16	1.0
Bromochloromethane	0.10	U	0.10	1.0
Bromodichloromethane	0.17	U	0.17	1.0
Bromoform	0.19	U	0.19	1.0
Bromomethane	0.21	U	0.21	2.0
Carbon disulfide	0.45	U	0.45	2.0
Carbon tetrachloride	0.19	U	0.19	1.0
Chlorobenzene	0.17	U	0.17	1.0
Dibromochloromethane	0.17	U	0.17	1.0
Chloroethane	0.41	U	0.41	2.0
Chloroform	0.16	U	0.16	1.0
Dibromomethane	0.17	U	0.17	1.0
1,2-Dichlorobenzene	0.15	U	0.15	1.0
1,4-Dichlorobenzene	0.16	U	0.16	1.0
trans-1,4-Dichloro-2-butene	0.80	U	0.80	3.0
1,1-Dichloroethane	0.22	U	0.22	1.0
1,2-Dichloroethane	0.13	U	0.13	1.0
cis-1,2-Dichloroethene	0.15	U	0.15	1.0
trans-1,2-Dichloroethene	0.15	U	0.15	1.0
1,1-Dichloroethene	0.23	U	0.23	1.0
1,2-Dichloropropane	0.18	U	0.18	1.0
cis-1,3-Dichloropropene	0.16	U	0.16	1.0
trans-1,3-Dichloropropene	0.19	U	0.19	3.0
Ethylbenzene	0.16	U	0.16	1.0
2-Hexanone	1.7	U	1.7	5.0
Iodomethane	0.23	U	0.23	1.0
Methylene Chloride	0.32	U	0.32	2.0
4-Methyl-2-pentanone (MIBK)	0.98	U	0.98	5.0
Styrene	0.17	U	0.17	1.0
1,1,1,2-Tetrachloroethane	0.21	U	0.21	1.0
1,1,2,2-Tetrachloroethane	0.21	U	0.21	1.0
Tetrachloroethene	0.20	U J3	0.20	1.0
1,1,1-Trichloroethane	0.16	U	0.16	1.0
1,1,2-Trichloroethane	0.27	U	0.27	1.0
Trichloroethene	0.16	U	0.16	1.0
Trichlorofluoromethane	0.29	U	0.29	2.0
1,2,3-Trichloropropane	0.33	U	0.33	2.5
Vinyl acetate	0.94	U	0.94	3.0
Vinyl chloride	0.40	U	0.40	1.0
Xylenes (total)	0.19	U	0.19	2.0
Chloromethane	0.30	U	0.30	2.0
2-Butanone (MEK)	2.0	U	2.0	6.0
Toluene	0.17	U	0.17	1.0

Client: Waste Management

Job Number: 280-10950-1

Client Sample ID: **MW-7B**

Lab Sample ID: 280-10950-10

Client Matrix: Water

Date Sampled: 12/16/2010 1351

Date Received: 12/17/2010 0930

8260B Volatile Organic Compounds (GC/MS)

Method:	8260B	Analysis Batch: 280-47022	Instrument ID:	MSV_G
Preparation:	5030B		Lab File ID:	G1972.D
Dilution:	1.0		Initial Weight/Volume:	20 mL
Date Analyzed:	12/24/2010 0532		Final Weight/Volume:	20 mL
Date Prepared:	12/24/2010 0532			

Surrogate	%Rec	Qualifier	Acceptance Limits
1,2-Dichloroethane-d4 (Surr)	94		70 - 127
Toluene-d8 (Surr)	95		80 - 125
4-Bromofluorobenzene (Surr)	111		78 - 120
Dibromofluoromethane (Surr)	94		77 - 120

Client: Waste Management

Job Number: 280-10950-1

Client Sample ID: **MW-7A**

Lab Sample ID: 280-10950-11

Client Matrix: Water

Date Sampled: 12/16/2010 1323

Date Received: 12/17/2010 0930

8260B Volatile Organic Compounds (GC/MS)

Method:	8260B	Analysis Batch: 280-47022	Instrument ID:	MSV_G
Preparation:	5030B		Lab File ID:	G1973.D
Dilution:	1.0		Initial Weight/Volume:	20 mL
Date Analyzed:	12/24/2010 0553		Final Weight/Volume:	20 mL
Date Prepared:	12/24/2010 0553			

Analyte	Result (ug/L)	Qualifier	MDL	RL
Acetone	4.1	I V	1.9	10
Acrylonitrile	1.4	U	1.4	20
Benzene	0.16	U	0.16	1.0
Bromochloromethane	0.10	U	0.10	1.0
Bromodichloromethane	0.17	U	0.17	1.0
Bromoform	0.19	U	0.19	1.0
Bromomethane	0.21	U	0.21	2.0
Carbon disulfide	0.45	U	0.45	2.0
Carbon tetrachloride	0.19	U	0.19	1.0
Chlorobenzene	0.17	U	0.17	1.0
Dibromochloromethane	0.17	U	0.17	1.0
Chloroethane	0.41	U	0.41	2.0
Chloroform	0.16	U	0.16	1.0
Dibromomethane	0.17	U	0.17	1.0
1,2-Dichlorobenzene	0.15	U	0.15	1.0
1,4-Dichlorobenzene	0.16	U	0.16	1.0
trans-1,4-Dichloro-2-butene	0.80	U	0.80	3.0
1,1-Dichloroethane	0.22	U	0.22	1.0
1,2-Dichloroethane	0.13	U	0.13	1.0
cis-1,2-Dichloroethene	0.15	U	0.15	1.0
trans-1,2-Dichloroethene	0.15	U	0.15	1.0
1,1-Dichloroethene	0.23	U	0.23	1.0
1,2-Dichloropropane	0.18	U	0.18	1.0
cis-1,3-Dichloropropene	0.16	U	0.16	1.0
trans-1,3-Dichloropropene	0.19	U	0.19	3.0
Ethylbenzene	0.16	U	0.16	1.0
2-Hexanone	1.7	U	1.7	5.0
Iodomethane	0.23	U	0.23	1.0
Methylene Chloride	0.32	U	0.32	2.0
4-Methyl-2-pentanone (MIBK)	0.98	U	0.98	5.0
Styrene	0.17	U	0.17	1.0
1,1,1,2-Tetrachloroethane	0.21	U	0.21	1.0
1,1,2,2-Tetrachloroethane	0.21	U	0.21	1.0
Tetrachloroethene	0.20	U J3	0.20	1.0
1,1,1-Trichloroethane	0.16	U	0.16	1.0
1,1,2-Trichloroethane	0.27	U	0.27	1.0
Trichloroethene	0.16	U	0.16	1.0
Trichlorofluoromethane	0.29	U	0.29	2.0
1,2,3-Trichloropropane	0.33	U	0.33	2.5
Vinyl acetate	0.94	U	0.94	3.0
Vinyl chloride	0.40	U	0.40	1.0
Xylenes (total)	0.19	U	0.19	2.0
Chloromethane	0.30	U	0.30	2.0
2-Butanone (MEK)	2.0	U	2.0	6.0
Toluene	0.17	U	0.17	1.0

Client: Waste Management

Job Number: 280-10950-1

Client Sample ID: **MW-7A**

Lab Sample ID: 280-10950-11

Client Matrix: Water

Date Sampled: 12/16/2010 1323

Date Received: 12/17/2010 0930

8260B Volatile Organic Compounds (GC/MS)

Method:	8260B	Analysis Batch: 280-47022	Instrument ID:	MSV_G
Preparation:	5030B		Lab File ID:	G1973.D
Dilution:	1.0		Initial Weight/Volume:	20 mL
Date Analyzed:	12/24/2010 0553		Final Weight/Volume:	20 mL
Date Prepared:	12/24/2010 0553			

Surrogate	%Rec	Qualifier	Acceptance Limits
1,2-Dichloroethane-d4 (Surr)	109		70 - 127
Toluene-d8 (Surr)	116		80 - 125
4-Bromofluorobenzene (Surr)	130	J1	78 - 120
Dibromofluoromethane (Surr)	111		77 - 120

Client: Waste Management

Job Number: 280-10950-1

Client Sample ID: **MW-3B**

Lab Sample ID: 280-10950-12

Client Matrix: Water

Date Sampled: 12/16/2010 1223

Date Received: 12/17/2010 0930

8260B Volatile Organic Compounds (GC/MS)

Method:	8260B	Analysis Batch: 280-47022	Instrument ID:	MSV_G
Preparation:	5030B		Lab File ID:	G1974.D
Dilution:	1.0		Initial Weight/Volume:	20 mL
Date Analyzed:	12/24/2010 0614		Final Weight/Volume:	20 mL
Date Prepared:	12/24/2010 0614			

Analyte	Result (ug/L)	Qualifier	MDL	RL
Acetone	4.2	I V	1.9	10
Acrylonitrile	1.4	U	1.4	20
Benzene	0.16	U	0.16	1.0
Bromochloromethane	0.10	U	0.10	1.0
Bromodichloromethane	0.17	U	0.17	1.0
Bromoform	0.19	U	0.19	1.0
Bromomethane	0.21	U	0.21	2.0
Carbon disulfide	0.45	U	0.45	2.0
Carbon tetrachloride	0.19	U	0.19	1.0
Chlorobenzene	0.17	U	0.17	1.0
Dibromochloromethane	0.17	U	0.17	1.0
Chloroethane	0.41	U	0.41	2.0
Chloroform	0.16	U	0.16	1.0
Dibromomethane	0.17	U	0.17	1.0
1,2-Dichlorobenzene	0.15	U	0.15	1.0
1,4-Dichlorobenzene	0.16	U	0.16	1.0
trans-1,4-Dichloro-2-butene	0.80	U	0.80	3.0
1,1-Dichloroethane	0.22	U	0.22	1.0
1,2-Dichloroethane	0.13	U	0.13	1.0
cis-1,2-Dichloroethene	0.15	U	0.15	1.0
trans-1,2-Dichloroethene	0.15	U	0.15	1.0
1,1-Dichloroethene	0.23	U	0.23	1.0
1,2-Dichloropropane	0.18	U	0.18	1.0
cis-1,3-Dichloropropene	0.16	U	0.16	1.0
trans-1,3-Dichloropropene	0.19	U	0.19	3.0
Ethylbenzene	0.16	U	0.16	1.0
2-Hexanone	1.7	U	1.7	5.0
Iodomethane	0.23	U	0.23	1.0
Methylene Chloride	0.32	U	0.32	2.0
4-Methyl-2-pentanone (MIBK)	0.98	U	0.98	5.0
Styrene	0.17	U	0.17	1.0
1,1,1,2-Tetrachloroethane	0.21	U	0.21	1.0
1,1,2,2-Tetrachloroethane	0.21	U	0.21	1.0
Tetrachloroethene	0.20	U J3	0.20	1.0
1,1,1-Trichloroethane	0.16	U	0.16	1.0
1,1,2-Trichloroethane	0.27	U	0.27	1.0
Trichloroethene	0.16	U	0.16	1.0
Trichlorofluoromethane	0.29	U	0.29	2.0
1,2,3-Trichloropropane	0.33	U	0.33	2.5
Vinyl acetate	0.94	U	0.94	3.0
Vinyl chloride	0.40	U	0.40	1.0
Xylenes (total)	0.19	U	0.19	2.0
Chloromethane	0.30	U	0.30	2.0
2-Butanone (MEK)	2.0	U	2.0	6.0
Toluene	0.17	U	0.17	1.0

Client: Waste Management

Job Number: 280-10950-1

Client Sample ID: **MW-3B**

Lab Sample ID: 280-10950-12

Client Matrix: Water

Date Sampled: 12/16/2010 1223

Date Received: 12/17/2010 0930

8260B Volatile Organic Compounds (GC/MS)

Method:	8260B	Analysis Batch: 280-47022	Instrument ID:	MSV_G
Preparation:	5030B		Lab File ID:	G1974.D
Dilution:	1.0		Initial Weight/Volume:	20 mL
Date Analyzed:	12/24/2010 0614		Final Weight/Volume:	20 mL
Date Prepared:	12/24/2010 0614			

Surrogate	%Rec	Qualifier	Acceptance Limits
1,2-Dichloroethane-d4 (Surr)	94		70 - 127
Toluene-d8 (Surr)	98		80 - 125
4-Bromofluorobenzene (Surr)	114		78 - 120
Dibromofluoromethane (Surr)	95		77 - 120

Client: Waste Management

Job Number: 280-10950-1

Client Sample ID: **MW-3A**

Lab Sample ID: 280-10950-13

Client Matrix: Water

Date Sampled: 12/16/2010 1148

Date Received: 12/17/2010 0930

8260B Volatile Organic Compounds (GC/MS)

Method:	8260B	Analysis Batch: 280-47022	Instrument ID:	MSV_G
Preparation:	5030B		Lab File ID:	G1975.D
Dilution:	1.0		Initial Weight/Volume:	20 mL
Date Analyzed:	12/24/2010 0636		Final Weight/Volume:	20 mL
Date Prepared:	12/24/2010 0636			

Analyte	Result (ug/L)	Qualifier	MDL	RL
Acetone	4.0	I V	1.9	10
Acrylonitrile	1.4	U	1.4	20
Benzene	0.16	U	0.16	1.0
Bromochloromethane	0.10	U	0.10	1.0
Bromodichloromethane	0.17	U	0.17	1.0
Bromoform	0.19	U	0.19	1.0
Bromomethane	0.21	U	0.21	2.0
Carbon disulfide	0.45	U	0.45	2.0
Carbon tetrachloride	0.19	U	0.19	1.0
Chlorobenzene	0.17	U	0.17	1.0
Dibromochloromethane	0.17	U	0.17	1.0
Chloroethane	0.41	U	0.41	2.0
Chloroform	0.16	U	0.16	1.0
Dibromomethane	0.17	U	0.17	1.0
1,2-Dichlorobenzene	0.15	U	0.15	1.0
1,4-Dichlorobenzene	0.16	U	0.16	1.0
trans-1,4-Dichloro-2-butene	0.80	U	0.80	3.0
1,1-Dichloroethane	0.22	U	0.22	1.0
1,2-Dichloroethane	0.13	U	0.13	1.0
cis-1,2-Dichloroethene	0.15	U	0.15	1.0
trans-1,2-Dichloroethene	0.15	U	0.15	1.0
1,1-Dichloroethene	0.23	U	0.23	1.0
1,2-Dichloropropane	0.18	U	0.18	1.0
cis-1,3-Dichloropropene	0.16	U	0.16	1.0
trans-1,3-Dichloropropene	0.19	U	0.19	3.0
Ethylbenzene	0.16	U	0.16	1.0
2-Hexanone	1.7	U	1.7	5.0
Iodomethane	0.23	U	0.23	1.0
Methylene Chloride	0.32	U	0.32	2.0
4-Methyl-2-pentanone (MIBK)	0.98	U	0.98	5.0
Styrene	0.17	U	0.17	1.0
1,1,1,2-Tetrachloroethane	0.21	U	0.21	1.0
1,1,2,2-Tetrachloroethane	0.21	U	0.21	1.0
Tetrachloroethene	0.20	U J3	0.20	1.0
1,1,1-Trichloroethane	0.16	U	0.16	1.0
1,1,2-Trichloroethane	0.27	U	0.27	1.0
Trichloroethene	0.16	U	0.16	1.0
Trichlorofluoromethane	0.29	U	0.29	2.0
1,2,3-Trichloropropane	0.33	U	0.33	2.5
Vinyl acetate	0.94	U	0.94	3.0
Vinyl chloride	0.40	U	0.40	1.0
Xylenes (total)	0.19	U	0.19	2.0
Chloromethane	0.30	U	0.30	2.0
2-Butanone (MEK)	2.0	U	2.0	6.0
Toluene	0.17	U	0.17	1.0

Client: Waste Management

Job Number: 280-10950-1

Client Sample ID: **MW-3A**

Lab Sample ID: 280-10950-13

Client Matrix: Water

Date Sampled: 12/16/2010 1148

Date Received: 12/17/2010 0930

8260B Volatile Organic Compounds (GC/MS)

Method:	8260B	Analysis Batch: 280-47022	Instrument ID:	MSV_G
Preparation:	5030B		Lab File ID:	G1975.D
Dilution:	1.0		Initial Weight/Volume:	20 mL
Date Analyzed:	12/24/2010 0636		Final Weight/Volume:	20 mL
Date Prepared:	12/24/2010 0636			

Surrogate	%Rec	Qualifier	Acceptance Limits
1,2-Dichloroethane-d4 (Surr)	94		70 - 127
Toluene-d8 (Surr)	101		80 - 125
4-Bromofluorobenzene (Surr)	115		78 - 120
Dibromofluoromethane (Surr)	96		77 - 120

Client: Waste Management

Job Number: 280-10950-1

Client Sample ID: **MW-FL1**

Lab Sample ID: 280-10950-14

Client Matrix: Water

Date Sampled: 12/16/2010 1255

Date Received: 12/17/2010 0930

8260B Volatile Organic Compounds (GC/MS)

Method:	8260B	Analysis Batch: 280-47171	Instrument ID:	MSV_R2
Preparation:	5030B		Lab File ID:	RR13253.D
Dilution:	1.0		Initial Weight/Volume:	20 mL
Date Analyzed:	12/29/2010 0217		Final Weight/Volume:	20 mL
Date Prepared:	12/29/2010 0217			

Analyte	Result (ug/L)	Qualifier	MDL	RL
Acetone	1.9	U	1.9	10
Acrylonitrile	1.4	U	1.4	20
Benzene	0.16	U	0.16	1.0
Bromochloromethane	0.10	U	0.10	1.0
Bromodichloromethane	0.17	U	0.17	1.0
Bromoform	0.19	U	0.19	1.0
Bromomethane	0.21	U	0.21	2.0
Carbon disulfide	0.45	U	0.45	2.0
Carbon tetrachloride	0.19	U	0.19	1.0
Chlorobenzene	0.17	U	0.17	1.0
Dibromochloromethane	0.17	U	0.17	1.0
Chloroethane	0.41	U	0.41	2.0
Chloroform	0.16	U	0.16	1.0
Dibromomethane	0.17	U	0.17	1.0
1,2-Dichlorobenzene	0.15	U	0.15	1.0
1,4-Dichlorobenzene	0.16	U	0.16	1.0
trans-1,4-Dichloro-2-butene	0.80	U	0.80	3.0
1,1-Dichloroethane	0.22	U	0.22	1.0
1,2-Dichloroethane	0.13	U	0.13	1.0
cis-1,2-Dichloroethene	0.15	U	0.15	1.0
trans-1,2-Dichloroethene	0.15	U	0.15	1.0
1,1-Dichloroethene	0.23	U	0.23	1.0
1,2-Dichloropropane	0.18	U	0.18	1.0
cis-1,3-Dichloropropene	0.16	U	0.16	1.0
trans-1,3-Dichloropropene	0.19	U	0.19	3.0
Ethylbenzene	0.16	U	0.16	1.0
2-Hexanone	1.7	U	1.7	5.0
Iodomethane	0.23	U	0.23	1.0
Methylene Chloride	0.32	U	0.32	2.0
4-Methyl-2-pentanone (MIBK)	0.98	U	0.98	5.0
Styrene	0.17	U	0.17	1.0
1,1,1,2-Tetrachloroethane	0.21	U	0.21	1.0
1,1,2,2-Tetrachloroethane	0.21	U	0.21	1.0
Tetrachloroethene	0.20	U	0.20	1.0
1,1,1-Trichloroethane	0.16	U	0.16	1.0
1,1,2-Trichloroethane	0.27	U	0.27	1.0
Trichloroethene	0.16	U	0.16	1.0
Trichlorofluoromethane	0.29	U	0.29	2.0
1,2,3-Trichloropropane	0.33	U	0.33	2.5
Vinyl acetate	0.94	U	0.94	3.0
Vinyl chloride	0.40	U	0.40	1.0
Xylenes (total)	0.19	U	0.19	2.0
Chloromethane	0.30	U	0.30	2.0
2-Butanone (MEK)	2.0	U	2.0	6.0
Toluene	0.17	U	0.17	1.0

Client: Waste Management

Job Number: 280-10950-1

Client Sample ID: **MW-FL1**

Lab Sample ID: 280-10950-14

Client Matrix: Water

Date Sampled: 12/16/2010 1255

Date Received: 12/17/2010 0930

8260B Volatile Organic Compounds (GC/MS)

Method:	8260B	Analysis Batch: 280-47171	Instrument ID:	MSV_R2
Preparation:	5030B		Lab File ID:	RR13253.D
Dilution:	1.0		Initial Weight/Volume:	20 mL
Date Analyzed:	12/29/2010 0217		Final Weight/Volume:	20 mL
Date Prepared:	12/29/2010 0217			

Surrogate	%Rec	Qualifier	Acceptance Limits
1,2-Dichloroethane-d4 (Surr)	99		70 - 127
Toluene-d8 (Surr)	98		80 - 125
4-Bromofluorobenzene (Surr)	99		78 - 120
Dibromofluoromethane (Surr)	103		77 - 120

Client: Waste Management

Job Number: 280-10950-1

Client Sample ID: **TRIP BLANK**

Lab Sample ID: 280-10950-15TB

Client Matrix: Water

Date Sampled: 12/16/2010 0000

Date Received: 12/17/2010 0930

8260B Volatile Organic Compounds (GC/MS)

Method:	8260B	Analysis Batch: 280-46994	Instrument ID:	MSV_MS1
Preparation:	5030B		Lab File ID:	ms8382.D
Dilution:	1.0		Initial Weight/Volume:	20 mL
Date Analyzed:	12/24/2010 0145		Final Weight/Volume:	20 mL
Date Prepared:	12/24/2010 0145			

Analyte	Result (ug/L)	Qualifier	MDL	RL
Acetone	1.9	U	1.9	10
Acrylonitrile	1.4	U	1.4	20
Benzene	0.16	U	0.16	1.0
Bromochloromethane	0.10	U	0.10	1.0
Bromodichloromethane	0.17	U	0.17	1.0
Bromoform	0.19	U	0.19	1.0
Bromomethane	0.21	U	0.21	2.0
Carbon disulfide	0.45	U	0.45	2.0
Carbon tetrachloride	0.19	U	0.19	1.0
Chlorobenzene	0.17	U	0.17	1.0
Dibromochloromethane	0.17	U	0.17	1.0
Chloroethane	0.41	U	0.41	2.0
Chloroform	0.16	U	0.16	1.0
Dibromomethane	0.17	U	0.17	1.0
1,2-Dichlorobenzene	0.15	U	0.15	1.0
1,4-Dichlorobenzene	0.16	U	0.16	1.0
trans-1,4-Dichloro-2-butene	0.80	U	0.80	3.0
1,1-Dichloroethane	0.22	U	0.22	1.0
1,2-Dichloroethane	0.13	U	0.13	1.0
cis-1,2-Dichloroethene	0.15	U	0.15	1.0
trans-1,2-Dichloroethene	0.15	U	0.15	1.0
1,1-Dichloroethene	0.23	U	0.23	1.0
1,2-Dichloropropane	0.18	U	0.18	1.0
cis-1,3-Dichloropropene	0.16	U	0.16	1.0
trans-1,3-Dichloropropene	0.19	U	0.19	3.0
Ethylbenzene	0.16	U	0.16	1.0
2-Hexanone	1.7	U	1.7	5.0
Iodomethane	0.23	U	0.23	1.0
Methylene Chloride	0.32	U	0.32	2.0
4-Methyl-2-pentanone (MIBK)	0.98	U	0.98	5.0
Styrene	0.17	U	0.17	1.0
1,1,1,2-Tetrachloroethane	0.21	U	0.21	1.0
1,1,2,2-Tetrachloroethane	0.21	U	0.21	1.0
Tetrachloroethene	0.20	U	0.20	1.0
1,1,1-Trichloroethane	0.16	U	0.16	1.0
1,1,2-Trichloroethane	0.27	U	0.27	1.0
Trichloroethene	0.16	U	0.16	1.0
Trichlorofluoromethane	0.29	U	0.29	2.0
1,2,3-Trichloropropane	0.33	U	0.33	2.5
Vinyl acetate	0.94	U	0.94	3.0
Vinyl chloride	0.40	U	0.40	1.0
Xylenes (total)	0.19	U	0.19	2.0
Chloromethane	0.30	U	0.30	2.0
2-Butanone (MEK)	2.0	U	2.0	6.0
Toluene	0.17	U	0.17	1.0

Client: Waste Management

Job Number: 280-10950-1

Client Sample ID: **TRIP BLANK**

Lab Sample ID: 280-10950-15TB

Client Matrix: Water

Date Sampled: 12/16/2010 0000

Date Received: 12/17/2010 0930

8260B Volatile Organic Compounds (GC/MS)

Method:	8260B	Analysis Batch: 280-46994	Instrument ID:	MSV_MS1
Preparation:	5030B		Lab File ID:	ms8382.D
Dilution:	1.0		Initial Weight/Volume:	20 mL
Date Analyzed:	12/24/2010 0145		Final Weight/Volume:	20 mL
Date Prepared:	12/24/2010 0145			

Surrogate	%Rec	Qualifier	Acceptance Limits
1,2-Dichloroethane-d4 (Surr)	100		70 - 127
Toluene-d8 (Surr)	103		80 - 125
4-Bromofluorobenzene (Surr)	99		78 - 120
Dibromofluoromethane (Surr)	86		77 - 120

Client: Waste Management

Job Number: 280-10950-1

Client Sample ID: **L-1**

Lab Sample ID: 280-11010-1

Client Matrix: Water

Date Sampled: 12/17/2010 1000

Date Received: 12/18/2010 1200

8260B Volatile Organic Compounds (GC/MS)

Method:	8260B	Analysis Batch: 280-47295	Instrument ID:	MSV_G2
Preparation:	5030B		Lab File ID:	g2_8656.D
Dilution:	1.0		Initial Weight/Volume:	20 mL
Date Analyzed:	12/29/2010 1116		Final Weight/Volume:	20 mL
Date Prepared:	12/29/2010 1116			

Analyte	Result (ug/L)	Qualifier	MDL	RL
Acetone	30	V	1.9	10
Acetonitrile	9.6	U	9.6	30
Acrolein	2.8	U	2.8	20
Acrylonitrile	1.4	U	1.4	20
3-Chloropropene	0.17	U	0.17	2.0
Benzene	0.89	I	0.16	1.0
Bromochloromethane	0.10	U	0.10	1.0
Bromodichloromethane	0.17	U	0.17	1.0
Bromoform	0.19	U	0.19	1.0
Carbon disulfide	0.45	U	0.45	2.0
Carbon tetrachloride	0.19	U	0.19	1.0
Chloroethane	1.1	I	0.41	2.0
Chloroform	0.16	U	0.16	1.0
Chloroprene	0.21	U	0.21	1.0
Dibromochloromethane	0.17	U	0.17	1.0
trans-1,4-Dichloro-2-butene	0.80	U	0.80	3.0
Dichlorodifluoromethane	0.31	U	0.31	2.0
1,1-Dichloroethane	0.45	I	0.22	1.0
1,2-Dichloroethane	1.2		0.13	1.0
1,1-Dichloroethene	0.23	U	0.23	1.0
cis-1,2-Dichloroethene	0.50	I	0.15	1.0
trans-1,2-Dichloroethene	0.15	U	0.15	1.0
1,2-Dichloropropane	0.18	U	0.18	1.0
1,3-Dichloropropane	0.22	U	0.22	1.0
2,2-Dichloropropane	0.18	U	0.18	1.0
1,1-Dichloropropene	0.19	U	0.19	1.0
cis-1,3-Dichloropropene	0.16	U	0.16	1.0
trans-1,3-Dichloropropene	0.19	U	0.19	3.0
Ethylbenzene	3.5		0.16	1.0
Ethyl methacrylate	0.86	U	0.86	3.0
2-Hexanone	2.4	I	1.7	5.0
Isobutyl alcohol	36	U	36	110
Methacrylonitrile	1.6	U	1.6	10
Bromomethane	0.21	U	0.21	2.0
Chloromethane	0.30	U	0.30	2.0
2-Butanone (MEK)	10		2.0	6.0
Iodomethane	0.23	U	0.23	1.0
Methyl methacrylate	1.1	U	1.1	4.0
4-Methyl-2-pentanone (MIBK)	1.8	I	0.98	5.0
Dibromomethane	0.17	U	0.17	1.0
Methylene Chloride	0.32	U	0.32	2.0
Propionitrile	3.7	U	3.7	20
Styrene	0.17	U	0.17	1.0
1,1,1,2-Tetrachloroethane	0.21	U	0.21	1.0
1,1,2,2-Tetrachloroethane	0.21	U	0.21	1.0
Tetrachloroethene	0.20	U	0.20	1.0

Client: Waste Management

Job Number: 280-10950-1

Client Sample ID: **L-1**

Lab Sample ID: 280-11010-1

Client Matrix: Water

Date Sampled: 12/17/2010 1000

Date Received: 12/18/2010 1200

8260B Volatile Organic Compounds (GC/MS)

Method:	8260B	Analysis Batch: 280-47295	Instrument ID:	MSV_G2
Preparation:	5030B		Lab File ID:	g2_8656.D
Dilution:	1.0		Initial Weight/Volume:	20 mL
Date Analyzed:	12/29/2010 1116		Final Weight/Volume:	20 mL
Date Prepared:	12/29/2010 1116			

Analyte	Result (ug/L)	Qualifier	MDL	RL
Toluene	3.5		0.17	1.0
1,1,1-Trichloroethane	0.16	U	0.16	1.0
1,1,2-Trichloroethane	0.27	U	0.27	1.0
Trichloroethene	0.16	U	0.16	1.0
Trichlorofluoromethane	0.29	U	0.29	2.0
1,2,3-Trichloropropane	0.33	U	0.33	2.5
Vinyl acetate	0.94	U	0.94	3.0
Vinyl chloride	14		0.40	1.0
Xylenes (total)	3.4		0.19	2.0
Chlorobenzene	0.17	U	0.17	1.0
1,2-Dichlorobenzene	0.15	U	0.15	1.0
1,3-Dichlorobenzene	0.13	U	0.13	1.0
1,4-Dichlorobenzene	0.46	I	0.16	1.0

Surrogate	%Rec	Qualifier	Acceptance Limits
1,2-Dichloroethane-d4 (Surr)	98		70 - 127
Toluene-d8 (Surr)	101		80 - 125
Dibromofluoromethane (Surr)	93		77 - 120
4-Bromofluorobenzene (Surr)	92		78 - 120

Client: Waste Management

Job Number: 280-10950-1

Client Sample ID: **TRIP BLANK1**

Lab Sample ID: 280-11010-2TB

Client Matrix: Water

Date Sampled: 12/17/2010 0000

Date Received: 12/18/2010 1200

8260B Volatile Organic Compounds (GC/MS)

Method:	8260B	Analysis Batch: 280-47295	Instrument ID:	MSV_G2
Preparation:	5030B		Lab File ID:	g2_8657.D
Dilution:	1.0		Initial Weight/Volume:	20 mL
Date Analyzed:	12/29/2010 1136		Final Weight/Volume:	20 mL
Date Prepared:	12/29/2010 1136			

Analyte	Result (ug/L)	Qualifier	MDL	RL
Acetone	2.4	I V	1.9	10
Acetonitrile	9.6	U	9.6	30
Acrolein	2.8	U	2.8	20
Acrylonitrile	1.4	U	1.4	20
3-Chloropropene	0.17	U	0.17	2.0
Benzene	0.16	U	0.16	1.0
Bromochloromethane	0.10	U	0.10	1.0
Bromodichloromethane	0.17	U	0.17	1.0
Bromoform	0.19	U	0.19	1.0
Carbon disulfide	0.45	U	0.45	2.0
Carbon tetrachloride	0.19	U	0.19	1.0
Chloroethane	0.41	U	0.41	2.0
Chloroform	0.16	U	0.16	1.0
Chloroprene	0.21	U	0.21	1.0
Dibromochloromethane	0.17	U	0.17	1.0
trans-1,4-Dichloro-2-butene	0.80	U	0.80	3.0
Dichlorodifluoromethane	0.31	U	0.31	2.0
1,1-Dichloroethane	0.22	U	0.22	1.0
1,2-Dichloroethane	0.13	U	0.13	1.0
1,1-Dichloroethene	0.23	U	0.23	1.0
cis-1,2-Dichloroethene	0.15	U	0.15	1.0
trans-1,2-Dichloroethene	0.15	U	0.15	1.0
1,2-Dichloropropane	0.18	U	0.18	1.0
1,3-Dichloropropane	0.22	U	0.22	1.0
2,2-Dichloropropane	0.18	U	0.18	1.0
1,1-Dichloropropene	0.19	U	0.19	1.0
cis-1,3-Dichloropropene	0.16	U	0.16	1.0
trans-1,3-Dichloropropene	0.19	U	0.19	3.0
Ethylbenzene	0.16	U	0.16	1.0
Ethyl methacrylate	0.86	U	0.86	3.0
2-Hexanone	1.7	U	1.7	5.0
Isobutyl alcohol	36	U	36	110
Methacrylonitrile	1.6	U	1.6	10
Bromomethane	0.21	U	0.21	2.0
Chloromethane	0.30	U	0.30	2.0
2-Butanone (MEK)	2.0	U	2.0	6.0
Iodomethane	0.23	U	0.23	1.0
Methyl methacrylate	1.1	U	1.1	4.0
4-Methyl-2-pentanone (MIBK)	0.98	U	0.98	5.0
Dibromomethane	0.17	U	0.17	1.0
Methylene Chloride	0.32	U	0.32	2.0
Propionitrile	3.7	U	3.7	20
Styrene	0.17	U	0.17	1.0
1,1,1,2-Tetrachloroethane	0.21	U	0.21	1.0
1,1,2,2-Tetrachloroethane	0.21	U	0.21	1.0
Tetrachloroethene	0.20	U	0.20	1.0

Client: Waste Management

Job Number: 280-10950-1

Client Sample ID: **TRIP BLANK1**

Lab Sample ID: 280-11010-2TB

Client Matrix: Water

Date Sampled: 12/17/2010 0000

Date Received: 12/18/2010 1200

8260B Volatile Organic Compounds (GC/MS)

Method:	8260B	Analysis Batch: 280-47295	Instrument ID:	MSV_G2
Preparation:	5030B		Lab File ID:	g2_8657.D
Dilution:	1.0		Initial Weight/Volume:	20 mL
Date Analyzed:	12/29/2010 1136		Final Weight/Volume:	20 mL
Date Prepared:	12/29/2010 1136			

Analyte	Result (ug/L)	Qualifier	MDL	RL
Toluene	0.17	U	0.17	1.0
1,1,1-Trichloroethane	0.16	U	0.16	1.0
1,1,2-Trichloroethane	0.27	U	0.27	1.0
Trichloroethene	0.16	U	0.16	1.0
Trichlorofluoromethane	0.29	U	0.29	2.0
1,2,3-Trichloropropane	0.33	U	0.33	2.5
Vinyl acetate	0.94	U	0.94	3.0
Vinyl chloride	0.40	U	0.40	1.0
Xylenes (total)	0.19	U	0.19	2.0
Chlorobenzene	0.17	U	0.17	1.0
1,2-Dichlorobenzene	0.15	U	0.15	1.0
1,3-Dichlorobenzene	0.13	U	0.13	1.0
1,4-Dichlorobenzene	0.16	U	0.16	1.0

Surrogate	%Rec	Qualifier	Acceptance Limits
1,2-Dichloroethane-d4 (Surr)	99		70 - 127
Toluene-d8 (Surr)	98		80 - 125
Dibromofluoromethane (Surr)	96		77 - 120
4-Bromofluorobenzene (Surr)	95		78 - 120

Client: Waste Management

Job Number: 280-10950-1

Client Sample ID: **MW-8R**

Lab Sample ID: 280-11013-1

Client Matrix: Water

Date Sampled: 12/17/2010 0730

Date Received: 12/18/2010 1409

8260B Volatile Organic Compounds (GC/MS)

Method:	8260B	Analysis Batch: 280-47283	Instrument ID:	MSV_G
Preparation:	5030B		Lab File ID:	G2006.D
Dilution:	1.0		Initial Weight/Volume:	20 mL
Date Analyzed:	12/28/2010 2211		Final Weight/Volume:	20 mL
Date Prepared:	12/28/2010 2211			

Analyte	Result (ug/L)	Qualifier	MDL	RL
Acetone	3.3	I V	1.9	10
Acrylonitrile	1.4	U	1.4	20
Benzene	0.16	U	0.16	1.0
Bromochloromethane	0.10	U	0.10	1.0
Bromodichloromethane	0.17	U	0.17	1.0
Bromoform	0.19	U	0.19	1.0
Bromomethane	0.21	U	0.21	2.0
Carbon disulfide	0.45	U	0.45	2.0
Carbon tetrachloride	0.19	U	0.19	1.0
Chlorobenzene	0.17	U	0.17	1.0
Dibromochloromethane	0.17	U	0.17	1.0
Chloroethane	0.41	U	0.41	2.0
Chloroform	0.16	U	0.16	1.0
Dibromomethane	0.17	U	0.17	1.0
1,2-Dichlorobenzene	0.15	U	0.15	1.0
1,4-Dichlorobenzene	0.16	U	0.16	1.0
trans-1,4-Dichloro-2-butene	0.80	U	0.80	3.0
1,1-Dichloroethane	0.22	U	0.22	1.0
1,2-Dichloroethane	0.13	U	0.13	1.0
cis-1,2-Dichloroethene	0.15	U	0.15	1.0
trans-1,2-Dichloroethene	0.15	U	0.15	1.0
1,1-Dichloroethene	0.23	U	0.23	1.0
1,2-Dichloropropane	0.18	U	0.18	1.0
cis-1,3-Dichloropropene	0.16	U	0.16	1.0
trans-1,3-Dichloropropene	0.19	U	0.19	3.0
Ethylbenzene	0.16	U	0.16	1.0
2-Hexanone	1.7	U	1.7	5.0
Iodomethane	0.23	U	0.23	1.0
Methylene Chloride	0.32	U	0.32	2.0
4-Methyl-2-pentanone (MIBK)	0.98	U	0.98	5.0
Styrene	0.17	U	0.17	1.0
1,1,1,2-Tetrachloroethane	0.21	U	0.21	1.0
1,1,2,2-Tetrachloroethane	0.21	U	0.21	1.0
Tetrachloroethene	0.20	U	0.20	1.0
1,1,1-Trichloroethane	0.16	U	0.16	1.0
1,1,2-Trichloroethane	0.27	U	0.27	1.0
Trichloroethene	0.16	U	0.16	1.0
Trichlorofluoromethane	0.29	U	0.29	2.0
1,2,3-Trichloropropane	0.33	U	0.33	2.5
Vinyl acetate	0.94	U	0.94	3.0
Vinyl chloride	0.40	U	0.40	1.0
Xylenes (total)	0.19	U	0.19	2.0
Chloromethane	0.30	U	0.30	2.0
2-Butanone (MEK)	2.0	U	2.0	6.0
Toluene	0.17	U	0.17	1.0

Client: Waste Management

Job Number: 280-10950-1

Client Sample ID: **MW-8R**

Lab Sample ID: 280-11013-1

Client Matrix: Water

Date Sampled: 12/17/2010 0730

Date Received: 12/18/2010 1409

8260B Volatile Organic Compounds (GC/MS)

Method:	8260B	Analysis Batch: 280-47283	Instrument ID:	MSV_G
Preparation:	5030B		Lab File ID:	G2006.D
Dilution:	1.0		Initial Weight/Volume:	20 mL
Date Analyzed:	12/28/2010 2211		Final Weight/Volume:	20 mL
Date Prepared:	12/28/2010 2211			

Surrogate	%Rec	Qualifier	Acceptance Limits
1,2-Dichloroethane-d4 (Surr)	111		70 - 127
Toluene-d8 (Surr)	112		80 - 125
4-Bromofluorobenzene (Surr)	105		78 - 120
Dibromofluoromethane (Surr)	115		77 - 120

Client: Waste Management

Job Number: 280-10950-1

Client Sample ID: **MW-FL2R**

Lab Sample ID: 280-11013-2

Client Matrix: Water

Date Sampled: 12/17/2010 0829

Date Received: 12/18/2010 1409

8260B Volatile Organic Compounds (GC/MS)

Method:	8260B	Analysis Batch: 280-47283	Instrument ID:	MSV_G
Preparation:	5030B		Lab File ID:	G2007.D
Dilution:	1.0		Initial Weight/Volume:	20 mL
Date Analyzed:	12/28/2010 2233		Final Weight/Volume:	20 mL
Date Prepared:	12/28/2010 2233			

Analyte	Result (ug/L)	Qualifier	MDL	RL
Acetone	4.3	I V	1.9	10
Acrylonitrile	1.4	U	1.4	20
Benzene	0.16	U	0.16	1.0
Bromochloromethane	0.10	U	0.10	1.0
Bromodichloromethane	0.17	U	0.17	1.0
Bromoform	0.19	U	0.19	1.0
Bromomethane	0.21	U	0.21	2.0
Carbon disulfide	0.45	U	0.45	2.0
Carbon tetrachloride	0.19	U	0.19	1.0
Chlorobenzene	0.17	U	0.17	1.0
Dibromochloromethane	0.17	U	0.17	1.0
Chloroethane	0.41	U	0.41	2.0
Chloroform	0.16	U	0.16	1.0
Dibromomethane	0.17	U	0.17	1.0
1,2-Dichlorobenzene	0.15	U	0.15	1.0
1,4-Dichlorobenzene	0.16	U	0.16	1.0
trans-1,4-Dichloro-2-butene	0.80	U	0.80	3.0
1,1-Dichloroethane	0.22	U	0.22	1.0
1,2-Dichloroethane	0.13	U	0.13	1.0
cis-1,2-Dichloroethene	0.15	U	0.15	1.0
trans-1,2-Dichloroethene	0.15	U	0.15	1.0
1,1-Dichloroethene	0.23	U	0.23	1.0
1,2-Dichloropropane	0.18	U	0.18	1.0
cis-1,3-Dichloropropene	0.16	U	0.16	1.0
trans-1,3-Dichloropropene	0.19	U	0.19	3.0
Ethylbenzene	0.16	U	0.16	1.0
2-Hexanone	1.7	U	1.7	5.0
Iodomethane	0.23	U	0.23	1.0
Methylene Chloride	0.32	U	0.32	2.0
4-Methyl-2-pentanone (MIBK)	0.98	U	0.98	5.0
Styrene	0.17	U	0.17	1.0
1,1,1,2-Tetrachloroethane	0.21	U	0.21	1.0
1,1,2,2-Tetrachloroethane	0.21	U	0.21	1.0
Tetrachloroethene	0.20	U	0.20	1.0
1,1,1-Trichloroethane	0.16	U	0.16	1.0
1,1,2-Trichloroethane	0.27	U	0.27	1.0
Trichloroethene	0.16	U	0.16	1.0
Trichlorofluoromethane	0.29	U	0.29	2.0
1,2,3-Trichloropropane	0.33	U	0.33	2.5
Vinyl acetate	0.94	U	0.94	3.0
Vinyl chloride	0.43	I	0.40	1.0
Xylenes (total)	0.19	U	0.19	2.0
Chloromethane	0.30	U	0.30	2.0
2-Butanone (MEK)	2.0	U	2.0	6.0
Toluene	0.19	I	0.17	1.0

Client: Waste Management

Job Number: 280-10950-1

Client Sample ID: **MW-FL2R**

Lab Sample ID: 280-11013-2

Client Matrix: Water

Date Sampled: 12/17/2010 0829

Date Received: 12/18/2010 1409

8260B Volatile Organic Compounds (GC/MS)

Method:	8260B	Analysis Batch: 280-47283	Instrument ID:	MSV_G
Preparation:	5030B		Lab File ID:	G2007.D
Dilution:	1.0		Initial Weight/Volume:	20 mL
Date Analyzed:	12/28/2010 2233		Final Weight/Volume:	20 mL
Date Prepared:	12/28/2010 2233			

Surrogate	%Rec	Qualifier	Acceptance Limits
1,2-Dichloroethane-d4 (Surr)	107		70 - 127
Toluene-d8 (Surr)	105		80 - 125
4-Bromofluorobenzene (Surr)	126	J1	78 - 120
Dibromofluoromethane (Surr)	109		77 - 120

Client: Waste Management

Job Number: 280-10950-1

Client Sample ID: **MW-6AR**

Lab Sample ID: 280-11013-3

Client Matrix: Water

Date Sampled: 12/17/2010 0907

Date Received: 12/18/2010 1409

8260B Volatile Organic Compounds (GC/MS)

Method:	8260B	Analysis Batch: 280-47283	Instrument ID:	MSV_G
Preparation:	5030B		Lab File ID:	G2008.D
Dilution:	1.0		Initial Weight/Volume:	20 mL
Date Analyzed:	12/28/2010 2255		Final Weight/Volume:	20 mL
Date Prepared:	12/28/2010 2255			

Analyte	Result (ug/L)	Qualifier	MDL	RL
Acetone	3.2	I V	1.9	10
Acrylonitrile	1.4	U	1.4	20
Benzene	0.16	U	0.16	1.0
Bromochloromethane	0.10	U	0.10	1.0
Bromodichloromethane	0.17	U	0.17	1.0
Bromoform	0.19	U	0.19	1.0
Bromomethane	0.21	U	0.21	2.0
Carbon disulfide	0.45	U	0.45	2.0
Carbon tetrachloride	0.19	U	0.19	1.0
Chlorobenzene	0.17	U	0.17	1.0
Dibromochloromethane	0.17	U	0.17	1.0
Chloroethane	0.41	U	0.41	2.0
Chloroform	0.16	U	0.16	1.0
Dibromomethane	0.17	U	0.17	1.0
1,2-Dichlorobenzene	0.15	U	0.15	1.0
1,4-Dichlorobenzene	0.16	U	0.16	1.0
trans-1,4-Dichloro-2-butene	0.80	U	0.80	3.0
1,1-Dichloroethane	0.22	U	0.22	1.0
1,2-Dichloroethane	0.13	U	0.13	1.0
cis-1,2-Dichloroethene	0.15	U	0.15	1.0
trans-1,2-Dichloroethene	0.15	U	0.15	1.0
1,1-Dichloroethene	0.23	U	0.23	1.0
1,2-Dichloropropane	0.18	U	0.18	1.0
cis-1,3-Dichloropropene	0.16	U	0.16	1.0
trans-1,3-Dichloropropene	0.19	U	0.19	3.0
Ethylbenzene	0.16	U	0.16	1.0
2-Hexanone	1.7	U	1.7	5.0
Iodomethane	0.23	U	0.23	1.0
Methylene Chloride	0.32	U	0.32	2.0
4-Methyl-2-pentanone (MIBK)	0.98	U	0.98	5.0
Styrene	0.17	U	0.17	1.0
1,1,1,2-Tetrachloroethane	0.21	U	0.21	1.0
1,1,2,2-Tetrachloroethane	0.21	U	0.21	1.0
Tetrachloroethene	0.20	U	0.20	1.0
1,1,1-Trichloroethane	0.16	U	0.16	1.0
1,1,2-Trichloroethane	0.27	U	0.27	1.0
Trichloroethene	0.16	U	0.16	1.0
Trichlorofluoromethane	0.29	U	0.29	2.0
1,2,3-Trichloropropane	0.33	U	0.33	2.5
Vinyl acetate	0.94	U	0.94	3.0
Vinyl chloride	0.40	U	0.40	1.0
Xylenes (total)	0.19	U	0.19	2.0
Chloromethane	0.30	U	0.30	2.0
2-Butanone (MEK)	2.0	U	2.0	6.0
Toluene	0.17	U	0.17	1.0

Client: Waste Management

Job Number: 280-10950-1

Client Sample ID: **MW-6AR**

Lab Sample ID: 280-11013-3

Client Matrix: Water

Date Sampled: 12/17/2010 0907

Date Received: 12/18/2010 1409

8260B Volatile Organic Compounds (GC/MS)

Method:	8260B	Analysis Batch: 280-47283	Instrument ID:	MSV_G
Preparation:	5030B		Lab File ID:	G2008.D
Dilution:	1.0		Initial Weight/Volume:	20 mL
Date Analyzed:	12/28/2010 2255		Final Weight/Volume:	20 mL
Date Prepared:	12/28/2010 2255			

Surrogate	%Rec	Qualifier	Acceptance Limits
1,2-Dichloroethane-d4 (Surr)	107		70 - 127
Toluene-d8 (Surr)	104		80 - 125
4-Bromofluorobenzene (Surr)	103		78 - 120
Dibromofluoromethane (Surr)	110		77 - 120

Client: Waste Management

Job Number: 280-10950-1

Client Sample ID: **MW-6BR**

Lab Sample ID: 280-11013-4

Client Matrix: Water

Date Sampled: 12/17/2010 0938

Date Received: 12/18/2010 1409

8260B Volatile Organic Compounds (GC/MS)

Method:	8260B	Analysis Batch: 280-47283	Instrument ID:	MSV_G
Preparation:	5030B		Lab File ID:	G2009.D
Dilution:	1.0		Initial Weight/Volume:	20 mL
Date Analyzed:	12/28/2010 2316		Final Weight/Volume:	20 mL
Date Prepared:	12/28/2010 2316			

Analyte	Result (ug/L)	Qualifier	MDL	RL
Acetone	3.0	I V	1.9	10
Acrylonitrile	1.4	U	1.4	20
Benzene	0.16	U	0.16	1.0
Bromochloromethane	0.10	U	0.10	1.0
Bromodichloromethane	0.17	U	0.17	1.0
Bromoform	0.19	U	0.19	1.0
Bromomethane	0.21	U	0.21	2.0
Carbon disulfide	0.45	U	0.45	2.0
Carbon tetrachloride	0.19	U	0.19	1.0
Chlorobenzene	0.17	U	0.17	1.0
Dibromochloromethane	0.17	U	0.17	1.0
Chloroethane	0.41	U	0.41	2.0
Chloroform	0.50	I	0.16	1.0
Dibromomethane	0.17	U	0.17	1.0
1,2-Dichlorobenzene	0.15	U	0.15	1.0
1,4-Dichlorobenzene	0.16	U	0.16	1.0
trans-1,4-Dichloro-2-butene	0.80	U	0.80	3.0
1,1-Dichloroethane	0.22	U	0.22	1.0
1,2-Dichloroethane	0.13	U	0.13	1.0
cis-1,2-Dichloroethene	0.15	U	0.15	1.0
trans-1,2-Dichloroethene	0.15	U	0.15	1.0
1,1-Dichloroethene	0.23	U	0.23	1.0
1,2-Dichloropropane	0.18	U	0.18	1.0
cis-1,3-Dichloropropene	0.16	U	0.16	1.0
trans-1,3-Dichloropropene	0.19	U	0.19	3.0
Ethylbenzene	0.16	U	0.16	1.0
2-Hexanone	1.7	U	1.7	5.0
Iodomethane	0.23	U	0.23	1.0
Methylene Chloride	0.32	U	0.32	2.0
4-Methyl-2-pentanone (MIBK)	0.98	U	0.98	5.0
Styrene	0.17	U	0.17	1.0
1,1,1,2-Tetrachloroethane	0.21	U	0.21	1.0
1,1,2,2-Tetrachloroethane	0.21	U	0.21	1.0
Tetrachloroethene	0.20	U	0.20	1.0
1,1,1-Trichloroethane	0.16	U	0.16	1.0
1,1,2-Trichloroethane	0.27	U	0.27	1.0
Trichloroethene	0.16	U	0.16	1.0
Trichlorofluoromethane	0.29	U	0.29	2.0
1,2,3-Trichloropropane	0.33	U	0.33	2.5
Vinyl acetate	0.94	U	0.94	3.0
Vinyl chloride	0.40	U	0.40	1.0
Xylenes (total)	0.19	U	0.19	2.0
Chloromethane	0.30	U	0.30	2.0
2-Butanone (MEK)	2.0	U	2.0	6.0
Toluene	0.17	U	0.17	1.0

Client: Waste Management

Job Number: 280-10950-1

Client Sample ID: **MW-6BR**

Lab Sample ID: 280-11013-4

Client Matrix: Water

Date Sampled: 12/17/2010 0938

Date Received: 12/18/2010 1409

8260B Volatile Organic Compounds (GC/MS)

Method:	8260B	Analysis Batch: 280-47283	Instrument ID:	MSV_G
Preparation:	5030B		Lab File ID:	G2009.D
Dilution:	1.0		Initial Weight/Volume:	20 mL
Date Analyzed:	12/28/2010 2316		Final Weight/Volume:	20 mL
Date Prepared:	12/28/2010 2316			

Surrogate	%Rec	Qualifier	Acceptance Limits
1,2-Dichloroethane-d4 (Surr)	112		70 - 127
Toluene-d8 (Surr)	109		80 - 125
4-Bromofluorobenzene (Surr)	105		78 - 120
Dibromofluoromethane (Surr)	114		77 - 120

Client: Waste Management

Job Number: 280-10950-1

Client Sample ID: **Field Blank**

Lab Sample ID: 280-11013-5FB

Client Matrix: Water

Date Sampled: 12/17/2010 1030

Date Received: 12/18/2010 1409

8260B Volatile Organic Compounds (GC/MS)

Method: 8260B

Preparation: 5030B

Dilution: 1.0

Date Analyzed: 12/28/2010 2338

Date Prepared: 12/28/2010 2338

Analysis Batch: 280-47283

Instrument ID: MSV_G

Lab File ID: G2010.D

Initial Weight/Volume: 20 mL

Final Weight/Volume: 20 mL

Analyte	Result (ug/L)	Qualifier	MDL	RL
Acetone	3.9	I V	1.9	10
Acrylonitrile	1.4	U	1.4	20
Benzene	0.16	U	0.16	1.0
Bromochloromethane	0.10	U	0.10	1.0
Bromodichloromethane	0.17	U	0.17	1.0
Bromoform	0.19	U	0.19	1.0
Bromomethane	0.21	U	0.21	2.0
Carbon disulfide	0.45	U	0.45	2.0
Carbon tetrachloride	0.19	U	0.19	1.0
Chlorobenzene	0.17	U	0.17	1.0
Dibromochloromethane	0.17	U	0.17	1.0
Chloroethane	0.41	U	0.41	2.0
Chloroform	0.16	U	0.16	1.0
Dibromomethane	0.17	U	0.17	1.0
1,2-Dichlorobenzene	0.15	U	0.15	1.0
1,4-Dichlorobenzene	0.16	U	0.16	1.0
trans-1,4-Dichloro-2-butene	0.80	U	0.80	3.0
1,1-Dichloroethane	0.22	U	0.22	1.0
1,2-Dichloroethane	0.13	U	0.13	1.0
cis-1,2-Dichloroethene	0.15	U	0.15	1.0
trans-1,2-Dichloroethene	0.15	U	0.15	1.0
1,1-Dichloroethene	0.23	U	0.23	1.0
1,2-Dichloropropane	0.18	U	0.18	1.0
cis-1,3-Dichloropropene	0.16	U	0.16	1.0
trans-1,3-Dichloropropene	0.19	U	0.19	3.0
Ethylbenzene	0.16	U	0.16	1.0
2-Hexanone	1.7	U	1.7	5.0
Iodomethane	0.23	U	0.23	1.0
Methylene Chloride	0.32	U	0.32	2.0
4-Methyl-2-pentanone (MIBK)	0.98	U	0.98	5.0
Styrene	0.17	U	0.17	1.0
1,1,1,2-Tetrachloroethane	0.21	U	0.21	1.0
1,1,2,2-Tetrachloroethane	0.21	U	0.21	1.0
Tetrachloroethene	0.20	U	0.20	1.0
1,1,1-Trichloroethane	0.16	U	0.16	1.0
1,1,2-Trichloroethane	0.27	U	0.27	1.0
Trichloroethene	0.16	U	0.16	1.0
Trichlorofluoromethane	0.29	U	0.29	2.0
1,2,3-Trichloropropane	0.33	U	0.33	2.5
Vinyl acetate	0.94	U	0.94	3.0
Vinyl chloride	0.40	U	0.40	1.0
Xylenes (total)	0.19	U	0.19	2.0
Chloromethane	0.30	U	0.30	2.0
2-Butanone (MEK)	2.0	U	2.0	6.0
Toluene	0.17	U	0.17	1.0

Client: Waste Management

Job Number: 280-10950-1

Client Sample ID: **Field Blank**

Lab Sample ID: 280-11013-5FB

Client Matrix: Water

Date Sampled: 12/17/2010 1030

Date Received: 12/18/2010 1409

8260B Volatile Organic Compounds (GC/MS)

Method:	8260B	Analysis Batch: 280-47283	Instrument ID:	MSV_G
Preparation:	5030B		Lab File ID:	G2010.D
Dilution:	1.0		Initial Weight/Volume:	20 mL
Date Analyzed:	12/28/2010 2338		Final Weight/Volume:	20 mL
Date Prepared:	12/28/2010 2338			

Surrogate	%Rec	Qualifier	Acceptance Limits
1,2-Dichloroethane-d4 (Surr)	107		70 - 127
Toluene-d8 (Surr)	106		80 - 125
4-Bromofluorobenzene (Surr)	101		78 - 120
Dibromofluoromethane (Surr)	107		77 - 120

Client: Waste Management

Job Number: 280-10950-1

Client Sample ID: **Equipment Blank**

Lab Sample ID: 280-11013-6EB

Client Matrix: Water

Date Sampled: 12/17/2010 1045

Date Received: 12/18/2010 1409

8260B Volatile Organic Compounds (GC/MS)

Method: 8260B

Preparation: 5030B

Dilution: 1.0

Date Analyzed: 12/29/2010 0000

Date Prepared: 12/29/2010 0000

Analysis Batch: 280-47283

Instrument ID: MSV_G

Lab File ID: G2011.D

Initial Weight/Volume: 20 mL

Final Weight/Volume: 20 mL

Analyte	Result (ug/L)	Qualifier	MDL	RL
Acetone	4.8	I V	1.9	10
Acrylonitrile	1.4	U	1.4	20
Benzene	0.16	U	0.16	1.0
Bromochloromethane	0.10	U	0.10	1.0
Bromodichloromethane	0.17	U	0.17	1.0
Bromoform	0.19	U	0.19	1.0
Bromomethane	0.21	U	0.21	2.0
Carbon disulfide	0.45	U	0.45	2.0
Carbon tetrachloride	0.19	U	0.19	1.0
Chlorobenzene	0.17	U	0.17	1.0
Dibromochloromethane	0.17	U	0.17	1.0
Chloroethane	0.41	U	0.41	2.0
Chloroform	0.16	U	0.16	1.0
Dibromomethane	0.17	U	0.17	1.0
1,2-Dichlorobenzene	0.15	U	0.15	1.0
1,4-Dichlorobenzene	0.16	U	0.16	1.0
trans-1,4-Dichloro-2-butene	0.80	U	0.80	3.0
1,1-Dichloroethane	0.22	U	0.22	1.0
1,2-Dichloroethane	0.13	U	0.13	1.0
cis-1,2-Dichloroethene	0.15	U	0.15	1.0
trans-1,2-Dichloroethene	0.15	U	0.15	1.0
1,1-Dichloroethene	0.23	U	0.23	1.0
1,2-Dichloropropane	0.18	U	0.18	1.0
cis-1,3-Dichloropropene	0.16	U	0.16	1.0
trans-1,3-Dichloropropene	0.19	U	0.19	3.0
Ethylbenzene	0.16	U	0.16	1.0
2-Hexanone	1.7	U	1.7	5.0
Iodomethane	0.23	U	0.23	1.0
Methylene Chloride	0.32	U	0.32	2.0
4-Methyl-2-pentanone (MIBK)	0.98	U	0.98	5.0
Styrene	0.17	U	0.17	1.0
1,1,1,2-Tetrachloroethane	0.21	U	0.21	1.0
1,1,2,2-Tetrachloroethane	0.21	U	0.21	1.0
Tetrachloroethene	0.20	U	0.20	1.0
1,1,1-Trichloroethane	0.16	U	0.16	1.0
1,1,2-Trichloroethane	0.27	U	0.27	1.0
Trichloroethene	0.16	U	0.16	1.0
Trichlorofluoromethane	0.29	U	0.29	2.0
1,2,3-Trichloropropane	0.33	U	0.33	2.5
Vinyl acetate	0.94	U	0.94	3.0
Vinyl chloride	0.40	U	0.40	1.0
Xylenes (total)	0.19	U	0.19	2.0
Chloromethane	0.30	U	0.30	2.0
2-Butanone (MEK)	2.0	U	2.0	6.0
Toluene	0.17	U	0.17	1.0

Client: Waste Management

Job Number: 280-10950-1

Client Sample ID: **Equipment Blank**

Lab Sample ID: 280-11013-6EB

Client Matrix: Water

Date Sampled: 12/17/2010 1045

Date Received: 12/18/2010 1409

8260B Volatile Organic Compounds (GC/MS)

Method:	8260B	Analysis Batch: 280-47283	Instrument ID:	MSV_G
Preparation:	5030B		Lab File ID:	G2011.D
Dilution:	1.0		Initial Weight/Volume:	20 mL
Date Analyzed:	12/29/2010 0000		Final Weight/Volume:	20 mL
Date Prepared:	12/29/2010 0000			

Surrogate	%Rec	Qualifier	Acceptance Limits
1,2-Dichloroethane-d4 (Surr)	124		70 - 127
Toluene-d8 (Surr)	112		80 - 125
4-Bromofluorobenzene (Surr)	110		78 - 120
Dibromofluoromethane (Surr)	123	J1	77 - 120

Client: Waste Management

Job Number: 280-10950-1

Client Sample ID: **TRIP BLANK2**

Lab Sample ID: 280-11013-7TB

Client Matrix: Water

Date Sampled: 12/17/2010 0000

Date Received: 12/18/2010 1409

8260B Volatile Organic Compounds (GC/MS)

Method:	8260B	Analysis Batch: 280-47283	Instrument ID:	MSV_G
Preparation:	5030B		Lab File ID:	G2012.D
Dilution:	1.0		Initial Weight/Volume:	20 mL
Date Analyzed:	12/29/2010 0021		Final Weight/Volume:	20 mL
Date Prepared:	12/29/2010 0021			

Analyte	Result (ug/L)	Qualifier	MDL	RL
Acetone	3.3	I V	1.9	10
Acrylonitrile	1.4	U	1.4	20
Benzene	0.16	U	0.16	1.0
Bromochloromethane	0.10	U	0.10	1.0
Bromodichloromethane	0.17	U	0.17	1.0
Bromoform	0.19	U	0.19	1.0
Bromomethane	0.21	U	0.21	2.0
Carbon disulfide	0.45	U	0.45	2.0
Carbon tetrachloride	0.19	U	0.19	1.0
Chlorobenzene	0.17	U	0.17	1.0
Dibromochloromethane	0.17	U	0.17	1.0
Chloroethane	0.41	U	0.41	2.0
Chloroform	0.16	U	0.16	1.0
Dibromomethane	0.17	U	0.17	1.0
1,2-Dichlorobenzene	0.15	U	0.15	1.0
1,4-Dichlorobenzene	0.16	U	0.16	1.0
trans-1,4-Dichloro-2-butene	0.80	U	0.80	3.0
1,1-Dichloroethane	0.22	U	0.22	1.0
1,2-Dichloroethane	0.13	U	0.13	1.0
cis-1,2-Dichloroethene	0.15	U	0.15	1.0
trans-1,2-Dichloroethene	0.15	U	0.15	1.0
1,1-Dichloroethene	0.23	U	0.23	1.0
1,2-Dichloropropane	0.18	U	0.18	1.0
cis-1,3-Dichloropropene	0.16	U	0.16	1.0
trans-1,3-Dichloropropene	0.19	U	0.19	3.0
Ethylbenzene	0.16	U	0.16	1.0
2-Hexanone	1.7	U	1.7	5.0
Iodomethane	0.23	U	0.23	1.0
Methylene Chloride	0.50	I V	0.32	2.0
4-Methyl-2-pentanone (MIBK)	0.98	U	0.98	5.0
Styrene	0.17	U	0.17	1.0
1,1,1,2-Tetrachloroethane	0.21	U	0.21	1.0
1,1,2,2-Tetrachloroethane	0.21	U	0.21	1.0
Tetrachloroethene	0.20	U	0.20	1.0
1,1,1-Trichloroethane	0.16	U	0.16	1.0
1,1,2-Trichloroethane	0.27	U	0.27	1.0
Trichloroethene	0.16	U	0.16	1.0
Trichlorofluoromethane	0.29	U	0.29	2.0
1,2,3-Trichloropropane	0.33	U	0.33	2.5
Vinyl acetate	0.94	U	0.94	3.0
Vinyl chloride	0.40	U	0.40	1.0
Xylenes (total)	0.19	U	0.19	2.0
Chloromethane	0.30	U	0.30	2.0
2-Butanone (MEK)	2.0	U	2.0	6.0
Toluene	0.17	U	0.17	1.0

Client: Waste Management

Job Number: 280-10950-1

Client Sample ID: **TRIP BLANK2**

Lab Sample ID: 280-11013-7TB

Client Matrix: Water

Date Sampled: 12/17/2010 0000

Date Received: 12/18/2010 1409

8260B Volatile Organic Compounds (GC/MS)

Method:	8260B	Analysis Batch: 280-47283	Instrument ID:	MSV_G
Preparation:	5030B		Lab File ID:	G2012.D
Dilution:	1.0		Initial Weight/Volume:	20 mL
Date Analyzed:	12/29/2010 0021		Final Weight/Volume:	20 mL
Date Prepared:	12/29/2010 0021			

Surrogate	%Rec	Qualifier	Acceptance Limits
1,2-Dichloroethane-d4 (Surr)	110		70 - 127
Toluene-d8 (Surr)	105		80 - 125
4-Bromofluorobenzene (Surr)	104		78 - 120
Dibromofluoromethane (Surr)	109		77 - 120

Client: Waste Management

Job Number: 280-10950-1

Client Sample ID: **L-1**

Lab Sample ID: 280-11010-1

Client Matrix: Water

Date Sampled: 12/17/2010 1000

Date Received: 12/18/2010 1200

8270C Semivolatile Compounds by Gas Chromatography/Mass Spectrometry (GC/MS)

Method:	8270C	Analysis Batch: 280-47395		Instrument ID:	MSS_K
Preparation:	3520C	Prep Batch: 280-46181		Lab File ID:	K8598.D
Dilution:	10			Initial Weight/Volume:	1052.2 mL
Date Analyzed:	12/29/2010 2259			Final Weight/Volume:	1000 uL
Date Prepared:	12/20/2010 1645			Injection Volume:	0.5 uL

Analyte	Result (ug/L)	Qualifier	MDL	RL
Acenaphthene	2.7	U	2.7	38
Acenaphthylene	4.7	U	4.7	38
Acetophenone	2.3	U	2.3	95
2-Acetylaminofluorene	66	U	66	950
4-Aminobiphenyl	43	U	43	480
Anthracene	4.0	U	4.0	38
Benz(a)anthracene	3.3	U	3.3	38
Benzo(b)fluoranthene	5.0	U	5.0	38
Benzo(k)fluoranthene	4.4	U	4.4	38
Benzo(ghi)perylene	4.8	U	4.8	38
Benzo(a)pyrene	2.9	U	2.9	38
Benzyl alcohol	2.2	U	2.2	95
Dinoseb	38	U	38	190
Bis(2-chloroethoxy)methane	9.2	U	9.2	95
2,2'-oxybis(1-chloropropane)	2.7	U	2.7	95
4-Bromophenyl phenyl ether	4.1	U	4.1	95
Butyl benzyl phthalate	9.5	U	9.5	38
4-Chloroaniline	20	U	20	95
Chlorobenzilate	6.2	U	6.2	95
4-Chloro-3-methylphenol	23	U	23	95
2-Chloronaphthalene	2.5	U	2.5	38
2-Chlorophenol	19	U	19	95
4-Chlorophenyl phenyl ether	16	U	16	95
Chrysene	5.1	U	5.1	38
3-Methylphenol & 4-Methylphenol	2.4	U	2.4	95
2-Methylphenol	9.3	U	9.3	95
Diallate	5.3	U	5.3	53
Dibenz(a,h)anthracene	4.8	U	4.8	38
Dibenzofuran	2.8	U	2.8	38
Di-n-butyl phthalate	11	U	11	38
3,3'-Dimethylbenzidine	38	U	38	190
2,4-Dichlorophenol	6.1	U	6.1	95
2,6-Dichlorophenol	13	U	13	95
Diethyl phthalate	3.6	U	3.6	38
4-Dimethylaminoazobenzene	19	U	19	190
7,12-Dimethylbenz(a)anthracene	15	U	15	190
3,3'-Dichlorobenzidine	19	U	19	480
2,4-Dimethylphenol	5.5	U	5.5	95
Dimethyl phthalate	2.0	U	2.0	38
1,3-Dinitrobenzene	19	U	19	95
4,6-Dinitro-2-methylphenol	38	U	38	480
2,4-Dinitrotoluene	16	U	16	95
2,4-Dinitrophenol	95	U	95	290
2,6-Dinitrotoluene	18	U	18	95
Di-n-octyl phthalate	3.3	U	3.3	38
Diphenylamine	10	U	10	95

Client: Waste Management

Job Number: 280-10950-1

Client Sample ID: **L-1**

Lab Sample ID: 280-11010-1

Client Matrix: Water

Date Sampled: 12/17/2010 1000

Date Received: 12/18/2010 1200

8270C Semivolatile Compounds by Gas Chromatography/Mass Spectrometry (GC/MS)

Method:	8270C	Analysis Batch: 280-47395		Instrument ID:	MSS_K
Preparation:	3520C	Prep Batch: 280-46181		Lab File ID:	K8598.D
Dilution:	10			Initial Weight/Volume:	1052.2 mL
Date Analyzed:	12/29/2010 2259			Final Weight/Volume:	1000 uL
Date Prepared:	12/20/2010 1645			Injection Volume:	0.5 uL

Analyte	Result (ug/L)	Qualifier	MDL	RL
Ethyl methanesulfonate	9.0	U	9.0	95
Fluorene	2.9	U	2.9	38
Fluoranthene	1.9	U	1.9	38
Hexachlorobenzene	6.3	U	6.3	95
Hexachlorobutadiene	31	U	31	95
Hexachlorocyclopentadiene	15	U	15	480
Hexachloroethane	20	U	20	95
Hexachloropropene	19	U	19	950
Indeno(1,2,3-cd)pyrene	6.2	U J3	6.2	38
Isophorone	2.0	U	2.0	95
Isosafrole	9.5	U	9.5	33
Methapyrilene	190	U	190	480
3-Methylcholanthrene	16	U	16	190
Methyl methanesulfonate	9.5	U	9.5	95
2-Methylnaphthalene	2.8	U	2.8	38
Naphthalene	2.8	U	2.8	38
1,4-Naphthoquinone	130	U	130	480
1-Naphthylamine	29	U	29	95
Safrole	11	U	11	190
2-Naphthylamine	29	U	29	95
2-Nitroaniline	16	U	16	95
3-Nitroaniline	19	U	19	95
4-Nitroaniline	19	U	19	95
Nitrobenzene	7.7	U	7.7	95
2-Nitrophenol	3.7	U	3.7	95
4-Nitrophenol	12	U	12	95
N-Nitrosodi-n-butylamine	12	U	12	95
N-Nitrosodiethylamine	16	U	16	95
N-Nitrosodimethylamine	2.8	U	2.8	95
N-Nitrosodiphenylamine	4.2	U	4.2	95
N-Nitrosodi-n-propylamine	11	I	3.3	95
N-Nitrosopiperidine	19	U	19	95
N-Nitrosopyrrolidine	7.6	U	7.6	95
Pentachlorobenzene	19	U	19	95
Pentachloronitrobenzene	19	U	19	480
Pentachlorophenol	190	U	190	480
5-Nitro-o-toluidine	13	U	13	190
N-Nitrosomethylethylamine	17	U	17	95
Phenol	19	U	19	95
Phenacetin	10	U	10	190
Phenanthrene	2.5	U	2.5	38
4-Phenylenediamine	48	U	48	950
Pyrene	3.5	U	3.5	95
o-Toluidine	13	U	13	95
1,2,4-Trichlorobenzene	2.7	U	2.7	38
2,4,6-Trichlorophenol	2.8	U	2.8	95

Client: Waste Management

Job Number: 280-10950-1

Client Sample ID: **L-1**

Lab Sample ID: 280-11010-1

Client Matrix: Water

Date Sampled: 12/17/2010 1000

Date Received: 12/18/2010 1200

8270C Semivolatile Compounds by Gas Chromatography/Mass Spectrometry (GC/MS)

Method:	8270C	Analysis Batch: 280-47395		Instrument ID:	MSS_K
Preparation:	3520C	Prep Batch: 280-46181		Lab File ID:	K8598.D
Dilution:	10			Initial Weight/Volume:	1052.2 mL
Date Analyzed:	12/29/2010 2259			Final Weight/Volume:	1000 uL
Date Prepared:	12/20/2010 1645			Injection Volume:	0.5 uL

Analyte	Result (ug/L)	Qualifier	MDL	RL
2,4,5-Trichlorophenol	4.3	U	4.3	95
1,3,5-Trinitrobenzene	38	U	38	480
O,O,O-Triethyl phosphorothioate	19	U	19	480
Thionazin	8.2	U	8.2	480
1,2,4,5-Tetrachlorobenzene	16	U	16	95
2,3,4,6-Tetrachlorophenol	19	U	19	480
Pronamide	19	U	19	190
Phorate	19	U	19	480
Dimethoate	10	U	10	190
Disulfoton	11	U	11	480
Methyl parathion	31	U	31	480
Isodrin	17	U	17	95
Famphur	15	U	15	950
Bis(2-ethylhexyl) phthalate	5.7	I	5.3	95
bis(2-Chloroethyl) ether	3.9	U	3.9	95
Ethyl Parathion	19	U	19	480

Surrogate	%Rec	Qualifier	Acceptance Limits
2-Fluorophenol	82	D1	51 - 120
2-Fluorobiphenyl	91	D1	38 - 120
Nitrobenzene-d5	83	D1	48 - 120
Phenol-d5	88	D1	51 - 120
Terphenyl-d14	88	D1	50 - 120
2,4,6-Tribromophenol	80	D1	57 - 120

Client: Waste Management

Job Number: 280-10950-1

Client Sample ID: **MW-2B**

Lab Sample ID: 280-10950-1

Client Matrix: Water

Date Sampled: 12/16/2010 1502

Date Received: 12/17/2010 0930

504.1 EDB, DBCP and 1,2,3-TCP (GC)

Method:	504.1	Analysis Batch: 280-47584		Instrument ID:	GCS_E
Preparation:	504.1	Prep Batch: 280-47269		Initial Weight/Volume:	37.6 mL
Dilution:	1.0			Final Weight/Volume:	35 mL
Date Analyzed:	12/30/2010 0816			Injection Volume:	
Date Prepared:	12/29/2010 1626			Result Type:	PRIMARY

Analyte	Result (ug/L)	Qualifier	MDL	RL
1,2-Dibromoethane	0.0034	U	0.0034	0.019
1,2-Dibromo-3-Chloropropane	0.0063	U	0.0063	0.019

Surrogate	%Rec	Qualifier	Acceptance Limits
1,2-Dibromopropane	113		70 - 130

Client: Waste Management

Job Number: 280-10950-1

Client Sample ID: **MW-1A**

Lab Sample ID: 280-10950-2

Client Matrix: Water

Date Sampled: 12/16/2010 1428

Date Received: 12/17/2010 0930

504.1 EDB, DBCP and 1,2,3-TCP (GC)

Method:	504.1	Analysis Batch: 280-47584		Instrument ID:	GCS_E
Preparation:	504.1	Prep Batch: 280-47269		Initial Weight/Volume:	37 mL
Dilution:	1.0			Final Weight/Volume:	35 mL
Date Analyzed:	12/30/2010 0836			Injection Volume:	
Date Prepared:	12/29/2010 1626			Result Type:	PRIMARY

Analyte	Result (ug/L)	Qualifier	MDL	RL
1,2-Dibromoethane	0.0035	U	0.0035	0.019
1,2-Dibromo-3-Chloropropane	0.0064	U	0.0064	0.019

Surrogate	%Rec	Qualifier	Acceptance Limits
1,2-Dibromopropane	121		70 - 130

Client: Waste Management

Job Number: 280-10950-1

Client Sample ID: **MW-1B**

Lab Sample ID: 280-10950-3

Client Matrix: Water

Date Sampled: 12/16/2010 1359

Date Received: 12/17/2010 0930

504.1 EDB, DBCP and 1,2,3-TCP (GC)

Method:	504.1	Analysis Batch: 280-47584		Instrument ID:	GCS_E
Preparation:	504.1	Prep Batch: 280-47269		Initial Weight/Volume:	37.6 mL
Dilution:	1.0			Final Weight/Volume:	35 mL
Date Analyzed:	12/30/2010 0856			Injection Volume:	
Date Prepared:	12/29/2010 1626			Result Type:	PRIMARY

Analyte	Result (ug/L)	Qualifier	MDL	RL
1,2-Dibromoethane	0.0034	U	0.0034	0.019
1,2-Dibromo-3-Chloropropane	0.0063	U	0.0063	0.019

Surrogate	%Rec	Qualifier	Acceptance Limits
1,2-Dibromopropane	119		70 - 130

Client: Waste Management

Job Number: 280-10950-1

Client Sample ID: **MW-5A**

Lab Sample ID: 280-10950-4

Client Matrix: Water

Date Sampled: 12/16/2010 1326

Date Received: 12/17/2010 0930

504.1 EDB, DBCP and 1,2,3-TCP (GC)

Method:	504.1	Analysis Batch: 280-47584		Instrument ID:	GCS_E
Preparation:	504.1	Prep Batch: 280-47269		Initial Weight/Volume:	36.9 mL
Dilution:	1.0			Final Weight/Volume:	35 mL
Date Analyzed:	12/30/2010 0916			Injection Volume:	
Date Prepared:	12/29/2010 1626			Result Type:	PRIMARY

Analyte	Result (ug/L)	Qualifier	MDL	RL
1,2-Dibromoethane	0.0035	U	0.0035	0.019
1,2-Dibromo-3-Chloropropane	0.0064	U	0.0064	0.019

Surrogate	%Rec	Qualifier	Acceptance Limits
1,2-Dibromopropane	120		70 - 130

Client: Waste Management

Job Number: 280-10950-1

Client Sample ID: **MW-5B**

Lab Sample ID: 280-10950-5

Client Matrix: Water

Date Sampled: 12/16/2010 1257

Date Received: 12/17/2010 0930

504.1 EDB, DBCP and 1,2,3-TCP (GC)

Method:	504.1	Analysis Batch: 280-47580		Instrument ID:	GCS_E
Preparation:	504.1	Prep Batch: 280-47084		Initial Weight/Volume:	37.1 mL
Dilution:	1.0			Final Weight/Volume:	35 mL
Date Analyzed:	12/29/2010 1435			Injection Volume:	
Date Prepared:	12/28/2010 1826			Result Type:	PRIMARY

Analyte	Result (ug/L)	Qualifier	MDL	RL
1,2-Dibromoethane	0.0035	U	0.0035	0.019
1,2-Dibromo-3-Chloropropane	0.0064	U	0.0064	0.019

Surrogate	%Rec	Qualifier	Acceptance Limits
1,2-Dibromopropane	120		70 - 130

Client: Waste Management

Job Number: 280-10950-1

Client Sample ID: **MW-4A**

Lab Sample ID: 280-10950-6

Client Matrix: Water

Date Sampled: 12/16/2010 1222

Date Received: 12/17/2010 0930

504.1 EDB, DBCP and 1,2,3-TCP (GC)

Method:	504.1	Analysis Batch: 280-47580		Instrument ID:	GCS_E
Preparation:	504.1	Prep Batch: 280-47084		Initial Weight/Volume:	37.3 mL
Dilution:	1.0			Final Weight/Volume:	35 mL
Date Analyzed:	12/29/2010 1457			Injection Volume:	
Date Prepared:	12/28/2010 1826			Result Type:	PRIMARY

Analyte	Result (ug/L)	Qualifier	MDL	RL
1,2-Dibromoethane	0.0035	U	0.0035	0.019
1,2-Dibromo-3-Chloropropane	0.0064	U	0.0064	0.019

Surrogate	%Rec	Qualifier	Acceptance Limits
1,2-Dibromopropane	117		70 - 130

Client: Waste Management

Job Number: 280-10950-1

Client Sample ID: **MW-4B**

Lab Sample ID: 280-10950-7

Client Matrix: Water

Date Sampled: 12/16/2010 1152

Date Received: 12/17/2010 0930

504.1 EDB, DBCP and 1,2,3-TCP (GC)

Method:	504.1	Analysis Batch: 280-47580		Instrument ID:	GCS_E
Preparation:	504.1	Prep Batch: 280-47084		Initial Weight/Volume:	37.2 mL
Dilution:	1.0			Final Weight/Volume:	35 mL
Date Analyzed:	12/29/2010 1517			Injection Volume:	
Date Prepared:	12/28/2010 1826			Result Type:	PRIMARY

Analyte	Result (ug/L)	Qualifier	MDL	RL
1,2-Dibromoethane	0.0035	U	0.0035	0.019
1,2-Dibromo-3-Chloropropane	0.0064	U	0.0064	0.019

Surrogate	%Rec	Qualifier	Acceptance Limits
1,2-Dibromopropane	121		70 - 130

Client: Waste Management

Job Number: 280-10950-1

Client Sample ID: **MW-2AR**

Lab Sample ID: 280-10950-8

Client Matrix: Water

Date Sampled: 12/16/2010 1503

Date Received: 12/17/2010 0930

504.1 EDB, DBCP and 1,2,3-TCP (GC)

Method:	504.1	Analysis Batch: 280-47580		Instrument ID:	GCS_E
Preparation:	504.1	Prep Batch: 280-47084		Initial Weight/Volume:	37.4 mL
Dilution:	1.0			Final Weight/Volume:	35 mL
Date Analyzed:	12/29/2010 1537			Injection Volume:	
Date Prepared:	12/28/2010 1826			Result Type:	PRIMARY

Analyte	Result (ug/L)	Qualifier	MDL	RL
1,2-Dibromoethane	0.0035	U	0.0035	0.019
1,2-Dibromo-3-Chloropropane	0.0064	U	0.0064	0.019

Surrogate	%Rec	Qualifier	Acceptance Limits
1,2-Dibromopropane	119		70 - 130

Client: Waste Management

Job Number: 280-10950-1

Client Sample ID: **MW-FL3**

Lab Sample ID: 280-10950-9

Client Matrix: Water

Date Sampled: 12/16/2010 1432

Date Received: 12/17/2010 0930

504.1 EDB, DBCP and 1,2,3-TCP (GC)

Method:	504.1	Analysis Batch: 280-47580		Instrument ID:	GCS_E
Preparation:	504.1	Prep Batch: 280-47084		Initial Weight/Volume:	37.4 mL
Dilution:	1.0			Final Weight/Volume:	35 mL
Date Analyzed:	12/29/2010 1558			Injection Volume:	
Date Prepared:	12/28/2010 1826			Result Type:	PRIMARY

Analyte	Result (ug/L)	Qualifier	MDL	RL
1,2-Dibromoethane	0.0035	U	0.0035	0.019
1,2-Dibromo-3-Chloropropane	0.0064	U	0.0064	0.019

Surrogate	%Rec	Qualifier	Acceptance Limits
1,2-Dibromopropane	121		70 - 130

Client: Waste Management

Job Number: 280-10950-1

Client Sample ID: **MW-7B**

Lab Sample ID: 280-10950-10

Client Matrix: Water

Date Sampled: 12/16/2010 1351

Date Received: 12/17/2010 0930

504.1 EDB, DBCP and 1,2,3-TCP (GC)

Method:	504.1	Analysis Batch: 280-47580		Instrument ID:	GCS_E
Preparation:	504.1	Prep Batch: 280-47084		Initial Weight/Volume:	37.3 mL
Dilution:	1.0			Final Weight/Volume:	35 mL
Date Analyzed:	12/29/2010 1619			Injection Volume:	
Date Prepared:	12/28/2010 1826			Result Type:	PRIMARY

Analyte	Result (ug/L)	Qualifier	MDL	RL
1,2-Dibromoethane	0.0035	U	0.0035	0.019
1,2-Dibromo-3-Chloropropane	0.0064	U	0.0064	0.019

Surrogate	%Rec	Qualifier	Acceptance Limits
1,2-Dibromopropane	117		70 - 130

Client: Waste Management

Job Number: 280-10950-1

Client Sample ID: **MW-7A**

Lab Sample ID: 280-10950-11

Client Matrix: Water

Date Sampled: 12/16/2010 1323

Date Received: 12/17/2010 0930

504.1 EDB, DBCP and 1,2,3-TCP (GC)

Method:	504.1	Analysis Batch: 280-47580		Instrument ID:	GCS_E
Preparation:	504.1	Prep Batch: 280-47084		Initial Weight/Volume:	37.2 mL
Dilution:	1.0			Final Weight/Volume:	35 mL
Date Analyzed:	12/29/2010 1700			Injection Volume:	
Date Prepared:	12/28/2010 1826			Result Type:	PRIMARY

Analyte	Result (ug/L)	Qualifier	MDL	RL
1,2-Dibromoethane	0.0035	U	0.0035	0.019
1,2-Dibromo-3-Chloropropane	0.0064	U	0.0064	0.019

Surrogate	%Rec	Qualifier	Acceptance Limits
1,2-Dibromopropane	118		70 - 130

Client: Waste Management

Job Number: 280-10950-1

Client Sample ID: **MW-3B**

Lab Sample ID: 280-10950-12

Client Matrix: Water

Date Sampled: 12/16/2010 1223

Date Received: 12/17/2010 0930

504.1 EDB, DBCP and 1,2,3-TCP (GC)

Method:	504.1	Analysis Batch: 280-47580		Instrument ID:	GCS_E
Preparation:	504.1	Prep Batch: 280-47084		Initial Weight/Volume:	37.6 mL
Dilution:	1.0			Final Weight/Volume:	35 mL
Date Analyzed:	12/29/2010 1721			Injection Volume:	
Date Prepared:	12/28/2010 1826			Result Type:	PRIMARY

Analyte	Result (ug/L)	Qualifier	MDL	RL
1,2-Dibromoethane	0.0034	U	0.0034	0.019
1,2-Dibromo-3-Chloropropane	0.0063	U	0.0063	0.019

Surrogate	%Rec	Qualifier	Acceptance Limits
1,2-Dibromopropane	113		70 - 130

Client: Waste Management

Job Number: 280-10950-1

Client Sample ID: **MW-3A**

Lab Sample ID: 280-10950-13

Client Matrix: Water

Date Sampled: 12/16/2010 1148

Date Received: 12/17/2010 0930

504.1 EDB, DBCP and 1,2,3-TCP (GC)

Method:	504.1	Analysis Batch: 280-47580		Instrument ID:	GCS_E
Preparation:	504.1	Prep Batch: 280-47084		Initial Weight/Volume:	37.1 mL
Dilution:	1.0			Final Weight/Volume:	35 mL
Date Analyzed:	12/29/2010 1741			Injection Volume:	
Date Prepared:	12/28/2010 1826			Result Type:	PRIMARY

Analyte	Result (ug/L)	Qualifier	MDL	RL
1,2-Dibromoethane	0.0035	U	0.0035	0.019
1,2-Dibromo-3-Chloropropane	0.0064	U	0.0064	0.019

Surrogate	%Rec	Qualifier	Acceptance Limits
1,2-Dibromopropane	116		70 - 130

Client: Waste Management

Job Number: 280-10950-1

Client Sample ID: **MW-FL1**

Lab Sample ID: 280-10950-14

Client Matrix: Water

Date Sampled: 12/16/2010 1255

Date Received: 12/17/2010 0930

504.1 EDB, DBCP and 1,2,3-TCP (GC)

Method:	504.1	Analysis Batch: 280-47580		Instrument ID:	GCS_E
Preparation:	504.1	Prep Batch: 280-47084		Initial Weight/Volume:	37.7 mL
Dilution:	1.0			Final Weight/Volume:	35 mL
Date Analyzed:	12/29/2010 1801			Injection Volume:	
Date Prepared:	12/28/2010 1826			Result Type:	PRIMARY

Analyte	Result (ug/L)	Qualifier	MDL	RL
1,2-Dibromoethane	0.0034	U	0.0034	0.019
1,2-Dibromo-3-Chloropropane	0.0063	U	0.0063	0.019

Surrogate	%Rec	Qualifier	Acceptance Limits
1,2-Dibromopropane	102		70 - 130

Client: Waste Management

Job Number: 280-10950-1

Client Sample ID: **L-1**

Lab Sample ID: 280-11010-1

Client Matrix: Water

Date Sampled: 12/17/2010 1000

Date Received: 12/18/2010 1200

504.1 EDB, DBCP and 1,2,3-TCP (GC)

Method:	504.1	Analysis Batch: 280-47591		Instrument ID:	GCS_E
Preparation:	504.1	Prep Batch: 280-47273		Initial Weight/Volume:	37 mL
Dilution:	1.0			Final Weight/Volume:	35 mL
Date Analyzed:	12/30/2010 1405			Injection Volume:	
Date Prepared:	12/29/2010 1640			Result Type:	PRIMARY

Analyte	Result (ug/L)	Qualifier	MDL	RL
1,2-Dibromoethane	0.0035	U	0.0035	0.019
1,2-Dibromo-3-Chloropropane	0.0064	U	0.0064	0.019

Surrogate	%Rec	Qualifier	Acceptance Limits
1,2-Dibromopropane	119		70 - 130

Client: Waste Management

Job Number: 280-10950-1

Client Sample ID: **MW-8R**

Lab Sample ID: 280-11013-1

Client Matrix: Water

Date Sampled: 12/17/2010 0730

Date Received: 12/18/2010 1409

504.1 EDB, DBCP and 1,2,3-TCP (GC)

Method:	504.1	Analysis Batch: 280-47591		Instrument ID:	GCS_E
Preparation:	504.1	Prep Batch: 280-47273		Initial Weight/Volume:	37.1 mL
Dilution:	1.0			Final Weight/Volume:	35 mL
Date Analyzed:	12/30/2010 1140			Injection Volume:	
Date Prepared:	12/29/2010 1640			Result Type:	PRIMARY

Analyte	Result (ug/L)	Qualifier	MDL	RL
1,2-Dibromoethane	0.0035	U	0.0035	0.019
1,2-Dibromo-3-Chloropropane	0.0064	U	0.0064	0.019

Surrogate	%Rec	Qualifier	Acceptance Limits
1,2-Dibromopropane	123		70 - 130

Client: Waste Management

Job Number: 280-10950-1

Client Sample ID: **MW-FL2R**

Lab Sample ID: 280-11013-2

Client Matrix: Water

Date Sampled: 12/17/2010 0829

Date Received: 12/18/2010 1409

504.1 EDB, DBCP and 1,2,3-TCP (GC)

Method:	504.1	Analysis Batch: 280-47591		Instrument ID:	GCS_E
Preparation:	504.1	Prep Batch: 280-47273		Initial Weight/Volume:	37.4 mL
Dilution:	1.0			Final Weight/Volume:	35 mL
Date Analyzed:	12/30/2010 1201			Injection Volume:	
Date Prepared:	12/29/2010 1640			Result Type:	PRIMARY

Analyte	Result (ug/L)	Qualifier	MDL	RL
1,2-Dibromoethane	0.0035	U	0.0035	0.019
1,2-Dibromo-3-Chloropropane	0.0064	U	0.0064	0.019

Surrogate	%Rec	Qualifier	Acceptance Limits
1,2-Dibromopropane	119		70 - 130

Client: Waste Management

Job Number: 280-10950-1

Client Sample ID: **MW-6AR**

Lab Sample ID: 280-11013-3

Client Matrix: Water

Date Sampled: 12/17/2010 0907

Date Received: 12/18/2010 1409

504.1 EDB, DBCP and 1,2,3-TCP (GC)

Method:	504.1	Analysis Batch: 280-47591		Instrument ID:	GCS_E
Preparation:	504.1	Prep Batch: 280-47273		Initial Weight/Volume:	37.3 mL
Dilution:	1.0			Final Weight/Volume:	35 mL
Date Analyzed:	12/30/2010 1221			Injection Volume:	
Date Prepared:	12/29/2010 1640			Result Type:	PRIMARY

Analyte	Result (ug/L)	Qualifier	MDL	RL
1,2-Dibromoethane	0.0035	U	0.0035	0.019
1,2-Dibromo-3-Chloropropane	0.0064	U	0.0064	0.019

Surrogate	%Rec	Qualifier	Acceptance Limits
1,2-Dibromopropane	121		70 - 130

Client: Waste Management

Job Number: 280-10950-1

Client Sample ID: **MW-6BR**

Lab Sample ID: 280-11013-4

Client Matrix: Water

Date Sampled: 12/17/2010 0938

Date Received: 12/18/2010 1409

504.1 EDB, DBCP and 1,2,3-TCP (GC)

Method:	504.1	Analysis Batch: 280-47591		Instrument ID:	GCS_E
Preparation:	504.1	Prep Batch: 280-47273		Initial Weight/Volume:	37.9 mL
Dilution:	1.0			Final Weight/Volume:	35 mL
Date Analyzed:	12/30/2010 1242			Injection Volume:	
Date Prepared:	12/29/2010 1640			Result Type:	PRIMARY

Analyte	Result (ug/L)	Qualifier	MDL	RL
1,2-Dibromoethane	0.0034	U	0.0034	0.018
1,2-Dibromo-3-Chloropropane	0.0063	U	0.0063	0.018

Surrogate	%Rec	Qualifier	Acceptance Limits
1,2-Dibromopropane	100		70 - 130

Client: Waste Management

Job Number: 280-10950-1

Client Sample ID: **Field Blank**

Lab Sample ID: 280-11013-5FB

Client Matrix: Water

Date Sampled: 12/17/2010 1030

Date Received: 12/18/2010 1409

504.1 EDB, DBCP and 1,2,3-TCP (GC)

Method:	504.1	Analysis Batch: 280-47591		Instrument ID:	GCS_E
Preparation:	504.1	Prep Batch: 280-47273		Initial Weight/Volume:	37.4 mL
Dilution:	1.0			Final Weight/Volume:	35 mL
Date Analyzed:	12/30/2010 1303			Injection Volume:	
Date Prepared:	12/29/2010 1640			Result Type:	PRIMARY

Analyte	Result (ug/L)	Qualifier	MDL	RL
1,2-Dibromoethane	0.0035	U	0.0035	0.019
1,2-Dibromo-3-Chloropropane	0.0064	U	0.0064	0.019

Surrogate	%Rec	Qualifier	Acceptance Limits
1,2-Dibromopropane	125		70 - 130

Client: Waste Management

Job Number: 280-10950-1

Client Sample ID: **Equipment Blank**

Lab Sample ID: 280-11013-6EB

Client Matrix: Water

Date Sampled: 12/17/2010 1045

Date Received: 12/18/2010 1409

504.1 EDB, DBCP and 1,2,3-TCP (GC)

Method:	504.1	Analysis Batch: 280-47591		Instrument ID:	GCS_E
Preparation:	504.1	Prep Batch: 280-47273		Initial Weight/Volume:	37.3 mL
Dilution:	1.0			Final Weight/Volume:	35 mL
Date Analyzed:	12/30/2010 1323			Injection Volume:	
Date Prepared:	12/29/2010 1640			Result Type:	PRIMARY

Analyte	Result (ug/L)	Qualifier	MDL	RL
1,2-Dibromoethane	0.0035	U	0.0035	0.019
1,2-Dibromo-3-Chloropropane	0.0064	U	0.0064	0.019

Surrogate	%Rec	Qualifier	Acceptance Limits
1,2-Dibromopropane	128		70 - 130

Client: Waste Management

Job Number: 280-10950-1

Client Sample ID: **L-1**

Lab Sample ID: 280-11010-1

Client Matrix: Water

Date Sampled: 12/17/2010 1000

Date Received: 12/18/2010 1200

8081A Organochlorine Pesticides (GC)

Method:	8081A	Analysis Batch: 280-47181		Instrument ID:	GCS_P2
Preparation:	3510C	Prep Batch: 280-46067		Initial Weight/Volume:	1049.3 mL
Dilution:	1.0			Final Weight/Volume:	10000 uL
Date Analyzed:	12/23/2010 0505			Injection Volume:	1 uL
Date Prepared:	12/20/2010 0900			Result Type:	PRIMARY

Analyte	Result (ug/L)	Qualifier	MDL	RL
4,4'-DDD	0.0073	U	0.0073	0.048
4,4'-DDE	0.0071	U	0.0071	0.048
4,4'-DDT	0.014	U	0.014	0.048
Aldrin	0.0056	U	0.0056	0.048
alpha-BHC	0.0051	U	0.0051	0.048
beta-BHC	0.0083	U	0.0083	0.048
delta-BHC	0.0089	I	0.0055	0.048
Dieldrin	0.0060	U	0.0060	0.048
Endosulfan I	0.013	I	0.0055	0.048
Endosulfan II	0.0067	U	0.0067	0.048
Endosulfan sulfate	0.0054	U	0.0054	0.048
Endrin	0.0075	U	0.0075	0.048
Endrin aldehyde	0.0084	U	0.0084	0.048
gamma-BHC (Lindane)	0.028	I	0.0066	0.048
Heptachlor	0.0073	U	0.0073	0.048
Heptachlor epoxide	0.0071	U	0.0071	0.048
Kepone	0.33	U	0.33	0.95
Methoxychlor	0.012	U	0.012	0.095
Toxaphene	0.35	U	0.35	1.9
Technical Chlordane	0.13	U	0.13	0.48

Surrogate	%Rec	Qualifier	Acceptance Limits
DCB Decachlorobiphenyl	49		34 - 122
Tetrachloro-m-xylene	57		28 - 115

Client: Waste Management

Job Number: 280-10950-1

Client Sample ID: **L-1**

Lab Sample ID: 280-11010-1

Client Matrix: Water

Date Sampled: 12/17/2010 1000

Date Received: 12/18/2010 1200

8082 Polychlorinated Biphenyls (PCBs) by Gas Chromatography

Method:	8082	Analysis Batch: 280-47434		Instrument ID:	GCS_P3
Preparation:	3510C	Prep Batch: 280-46067		Initial Weight/Volume:	1049.3 mL
Dilution:	1.0			Final Weight/Volume:	10000 uL
Date Analyzed:	12/30/2010 1321			Injection Volume:	1 uL
Date Prepared:	12/20/2010 0900			Result Type:	PRIMARY

Analyte	Result (ug/L)	Qualifier	MDL	RL
Aroclor 1016	0.12	U	0.12	0.95
Aroclor 1221	0.20	U	0.20	0.95
Aroclor 1232	0.16	U	0.16	0.95
Aroclor 1242	0.099	U	0.099	0.95
Aroclor 1248	0.087	U	0.087	0.95
Aroclor 1254	0.11	U	0.11	0.95
Aroclor 1260	0.15	U	0.15	0.95

Surrogate	%Rec	Qualifier	Acceptance Limits
DCB Decachlorobiphenyl	69		30 - 136
Tetrachloro-m-xylene	89		25 - 120

Client: Waste Management

Job Number: 280-10950-1

Client Sample ID: **L-1**

Lab Sample ID: 280-11010-1

Client Matrix: Water

Date Sampled: 12/17/2010 1000

Date Received: 12/18/2010 1200

8151A Herbicides (GC)

Method:	8151A	Analysis Batch: 280-47386		Instrument ID:	GCS_M
Preparation:	8151A	Prep Batch: 280-46363		Initial Weight/Volume:	1050.9 mL
Dilution:	1.0			Final Weight/Volume:	10000 uL
Date Analyzed:	12/30/2010 0232			Injection Volume:	1 uL
Date Prepared:	12/21/2010 1005			Result Type:	PRIMARY

Analyte	Result (ug/L)	Qualifier	MDL	RL
2,4-D	0.65	U	0.65	3.8
2,4,5-T	0.19	U	0.19	0.95
2,4,5-TP (Silvex)	0.24	U	0.24	0.95

Surrogate	%Rec	Qualifier	Acceptance Limits
2,4-Dichlorophenylacetic acid	86		39 - 135

Client: Waste Management

Job Number: 280-10950-1

Client Sample ID: **MW-2B**

Lab Sample ID: 280-10950-1

Client Matrix: Water

Date Sampled: 12/16/2010 1502

Date Received: 12/17/2010 0930

6010B Metals (ICP)-Total Recoverable

Method:	6010B	Analysis Batch: 280-46758		Instrument ID:	MT_026
Preparation:	3005A	Prep Batch: 280-45915		Lab File ID:	26a122210.asc
Dilution:	1.0			Initial Weight/Volume:	50 mL
Date Analyzed:	12/22/2010 1408			Final Weight/Volume:	50 mL
Date Prepared:	12/21/2010 1400				

Analyte	Result (mg/L)	Qualifier	MDL	RL
Sodium	5.0	V	0.092	1.0

Analyte	Result (ug/L)	Qualifier	MDL	RL
Aluminum	1400		18	100
Barium	23		0.58	10
Cadmium	0.45	U	0.45	5.0
Manganese	8.7	I	0.25	10
Cobalt	1.2	U	1.2	10
Chromium	5.1	I	0.66	10
Copper	1.4	U	1.4	15
Nickel	1.9	I	1.3	40
Lead	2.6	U	2.6	9.0
Selenium	11	I	4.9	15
Iron	730		22	100
Vanadium	3.1	I	1.1	10
Zinc	8.9	I	4.5	20
Silver	1.1	I	0.93	10

6020 Metals (ICP/MS)-Total Recoverable

Method:	6020	Analysis Batch: 280-46774		Instrument ID:	MT_024
Preparation:	3005A	Prep Batch: 280-45914		Lab File ID:	229SMPL.D
Dilution:	1.0			Initial Weight/Volume:	50 mL
Date Analyzed:	12/23/2010 0508			Final Weight/Volume:	50 mL
Date Prepared:	12/20/2010 0900				

Analyte	Result (ug/L)	Qualifier	MDL	RL
Antimony	0.075	I	0.070	2.0
Arsenic	0.59	I	0.21	5.0
Beryllium	0.080	U	0.080	1.0
Thallium	0.028	I V	0.020	1.0

7470A Mercury (CVAA)

Method:	7470A	Analysis Batch: 280-46417		Instrument ID:	MT_033
Preparation:	7470A	Prep Batch: 280-45902		Lab File ID:	101220AA.txt
Dilution:	1.0			Initial Weight/Volume:	10 mL
Date Analyzed:	12/20/2010 1557			Final Weight/Volume:	10 mL
Date Prepared:	12/20/2010 0920				

Analyte	Result (ug/L)	Qualifier	MDL	RL
Mercury	0.027	U	0.027	0.20

Client: Waste Management

Job Number: 280-10950-1

Client Sample ID: **MW-1A**

Lab Sample ID: 280-10950-2

Client Matrix: Water

Date Sampled: 12/16/2010 1428

Date Received: 12/17/2010 0930

6010B Metals (ICP)-Total Recoverable

Method:	6010B	Analysis Batch: 280-46758		Instrument ID:	MT_026
Preparation:	3005A	Prep Batch: 280-45915		Lab File ID:	26a122210.asc
Dilution:	1.0			Initial Weight/Volume:	50 mL
Date Analyzed:	12/22/2010 1425			Final Weight/Volume:	50 mL
Date Prepared:	12/21/2010 1400				

Analyte	Result (mg/L)	Qualifier	MDL	RL
Sodium	7.5	V	0.092	1.0

Analyte	Result (ug/L)	Qualifier	MDL	RL
Aluminum	18	U	18	100
Barium	18		0.58	10
Cadmium	0.45	U	0.45	5.0
Manganese	0.25	U	0.25	10
Cobalt	1.2	U	1.2	10
Chromium	0.85	I	0.66	10
Copper	1.6	I	1.4	15
Nickel	4.5	I	1.3	40
Lead	2.6	U	2.6	9.0
Selenium	4.9	U	4.9	15
Iron	22	U	22	100
Vanadium	1.1	U	1.1	10
Zinc	4.5	U	4.5	20
Silver	0.93	U	0.93	10

6020 Metals (ICP/MS)-Total Recoverable

Method:	6020	Analysis Batch: 280-46774		Instrument ID:	MT_024
Preparation:	3005A	Prep Batch: 280-45914		Lab File ID:	230SMPL.D
Dilution:	1.0			Initial Weight/Volume:	50 mL
Date Analyzed:	12/23/2010 0511			Final Weight/Volume:	50 mL
Date Prepared:	12/20/2010 0900				

Analyte	Result (ug/L)	Qualifier	MDL	RL
Antimony	0.070	U	0.070	2.0
Arsenic	0.21	U	0.21	5.0
Beryllium	0.080	U	0.080	1.0
Thallium	0.046	I V	0.020	1.0

7470A Mercury (CVAA)

Method:	7470A	Analysis Batch: 280-46417		Instrument ID:	MT_033
Preparation:	7470A	Prep Batch: 280-45902		Lab File ID:	101220AA.txt
Dilution:	1.0			Initial Weight/Volume:	10 mL
Date Analyzed:	12/20/2010 1600			Final Weight/Volume:	10 mL
Date Prepared:	12/20/2010 0920				

Analyte	Result (ug/L)	Qualifier	MDL	RL
Mercury	0.027	U	0.027	0.20

Client: Waste Management

Job Number: 280-10950-1

Client Sample ID: **MW-1B**

Lab Sample ID: 280-10950-3

Client Matrix: Water

Date Sampled: 12/16/2010 1359

Date Received: 12/17/2010 0930

6010B Metals (ICP)-Total Recoverable

Method:	6010B	Analysis Batch: 280-46758		Instrument ID:	MT_026
Preparation:	3005A	Prep Batch: 280-45915		Lab File ID:	26a122210.asc
Dilution:	1.0			Initial Weight/Volume:	50 mL
Date Analyzed:	12/22/2010 1437			Final Weight/Volume:	50 mL
Date Prepared:	12/21/2010 1400				

Analyte	Result (mg/L)	Qualifier	MDL	RL
Sodium	4.6	V	0.092	1.0

Analyte	Result (ug/L)	Qualifier	MDL	RL
Aluminum	21	I	18	100
Barium	6.8	I	0.58	10
Cadmium	0.45	U	0.45	5.0
Manganese	1.1	I	0.25	10
Cobalt	1.2	U	1.2	10
Chromium	0.66	U	0.66	10
Copper	1.4	U	1.4	15
Nickel	1.5	I	1.3	40
Lead	2.6	U	2.6	9.0
Selenium	6.7	I	4.9	15
Iron	25	I	22	100
Vanadium	1.1	U	1.1	10
Zinc	4.5	U	4.5	20
Silver	0.93	U	0.93	10

6020 Metals (ICP/MS)-Total Recoverable

Method:	6020	Analysis Batch: 280-46774		Instrument ID:	MT_024
Preparation:	3005A	Prep Batch: 280-45914		Lab File ID:	231SMPL.D
Dilution:	1.0			Initial Weight/Volume:	50 mL
Date Analyzed:	12/23/2010 0514			Final Weight/Volume:	50 mL
Date Prepared:	12/20/2010 0900				

Analyte	Result (ug/L)	Qualifier	MDL	RL
Antimony	0.070	U	0.070	2.0
Arsenic	3.3	I	0.21	5.0
Beryllium	0.080	U	0.080	1.0
Thallium	0.020	U	0.020	1.0

7470A Mercury (CVAA)

Method:	7470A	Analysis Batch: 280-46417		Instrument ID:	MT_033
Preparation:	7470A	Prep Batch: 280-45902		Lab File ID:	101220AA.txt
Dilution:	1.0			Initial Weight/Volume:	10 mL
Date Analyzed:	12/20/2010 1602			Final Weight/Volume:	10 mL
Date Prepared:	12/20/2010 0920				

Analyte	Result (ug/L)	Qualifier	MDL	RL
Mercury	0.027	U	0.027	0.20

Client: Waste Management

Job Number: 280-10950-1

Client Sample ID: **MW-5A**

Lab Sample ID: 280-10950-4

Client Matrix: Water

Date Sampled: 12/16/2010 1326

Date Received: 12/17/2010 0930

6010B Metals (ICP)-Total Recoverable

Method:	6010B	Analysis Batch: 280-46758		Instrument ID:	MT_026
Preparation:	3005A	Prep Batch: 280-45915		Lab File ID:	26a122210.asc
Dilution:	1.0			Initial Weight/Volume:	50 mL
Date Analyzed:	12/22/2010 1439			Final Weight/Volume:	50 mL
Date Prepared:	12/21/2010 1400				

Analyte	Result (mg/L)	Qualifier	MDL	RL
Sodium	2.3	V	0.092	1.0

Analyte	Result (ug/L)	Qualifier	MDL	RL
Aluminum	86	I	18	100
Barium	49		0.58	10
Cadmium	0.45	U	0.45	5.0
Manganese	6.7	I	0.25	10
Cobalt	1.2	U	1.2	10
Chromium	1.6	I	0.66	10
Copper	1.4	U	1.4	15
Nickel	1.3	U	1.3	40
Lead	2.6	U	2.6	9.0
Selenium	4.9	U	4.9	15
Iron	22	I	22	100
Vanadium	1.1	U	1.1	10
Zinc	15	I	4.5	20
Silver	0.98	I	0.93	10

6020 Metals (ICP/MS)-Total Recoverable

Method:	6020	Analysis Batch: 280-46774		Instrument ID:	MT_024
Preparation:	3005A	Prep Batch: 280-45914		Lab File ID:	232SMPL.D
Dilution:	1.0			Initial Weight/Volume:	50 mL
Date Analyzed:	12/23/2010 0517			Final Weight/Volume:	50 mL
Date Prepared:	12/20/2010 0900				

Analyte	Result (ug/L)	Qualifier	MDL	RL
Antimony	0.070	U	0.070	2.0
Arsenic	0.21	U	0.21	5.0
Beryllium	0.10	I	0.080	1.0
Thallium	0.032	I V	0.020	1.0

7470A Mercury (CVAA)

Method:	7470A	Analysis Batch: 280-46417		Instrument ID:	MT_033
Preparation:	7470A	Prep Batch: 280-45902		Lab File ID:	101220AA.txt
Dilution:	1.0			Initial Weight/Volume:	10 mL
Date Analyzed:	12/20/2010 1604			Final Weight/Volume:	10 mL
Date Prepared:	12/20/2010 0920				

Analyte	Result (ug/L)	Qualifier	MDL	RL
Mercury	0.027	U	0.027	0.20

Client: Waste Management

Job Number: 280-10950-1

Client Sample ID: **MW-5B**

Lab Sample ID: 280-10950-5

Client Matrix: Water

Date Sampled: 12/16/2010 1257

Date Received: 12/17/2010 0930

6010B Metals (ICP)-Total Recoverable

Method:	6010B	Analysis Batch: 280-46758		Instrument ID:	MT_026
Preparation:	3005A	Prep Batch: 280-45915		Lab File ID:	26a122210.asc
Dilution:	1.0			Initial Weight/Volume:	50 mL
Date Analyzed:	12/22/2010 1442			Final Weight/Volume:	50 mL
Date Prepared:	12/21/2010 1400				

Analyte	Result (mg/L)	Qualifier	MDL	RL
Sodium	3.5	V	0.092	1.0

Analyte	Result (ug/L)	Qualifier	MDL	RL
Aluminum	420		18	100
Barium	13		0.58	10
Cadmium	0.45	U	0.45	5.0
Manganese	5.8	I	0.25	10
Cobalt	1.2	U	1.2	10
Chromium	1.2	I	0.66	10
Copper	1.4	U	1.4	15
Nickel	1.3	U	1.3	40
Lead	2.6	U	2.6	9.0
Selenium	4.9	U	4.9	15
Iron	230		22	100
Vanadium	1.1	I	1.1	10
Zinc	4.5	U	4.5	20
Silver	1.0	I	0.93	10

6020 Metals (ICP/MS)-Total Recoverable

Method:	6020	Analysis Batch: 280-46774		Instrument ID:	MT_024
Preparation:	3005A	Prep Batch: 280-45914		Lab File ID:	233SMPL.D
Dilution:	1.0			Initial Weight/Volume:	50 mL
Date Analyzed:	12/23/2010 0519			Final Weight/Volume:	50 mL
Date Prepared:	12/20/2010 0900				

Analyte	Result (ug/L)	Qualifier	MDL	RL
Antimony	0.20	I	0.070	2.0
Arsenic	8.7		0.21	5.0
Beryllium	0.080	U	0.080	1.0
Thallium	0.038	I V	0.020	1.0

7470A Mercury (CVAA)

Method:	7470A	Analysis Batch: 280-46417		Instrument ID:	MT_033
Preparation:	7470A	Prep Batch: 280-45902		Lab File ID:	101220AA.txt
Dilution:	1.0			Initial Weight/Volume:	10 mL
Date Analyzed:	12/20/2010 1607			Final Weight/Volume:	10 mL
Date Prepared:	12/20/2010 0920				

Analyte	Result (ug/L)	Qualifier	MDL	RL
Mercury	0.027	U	0.027	0.20

Client: Waste Management

Job Number: 280-10950-1

Client Sample ID: **MW-4A**

Lab Sample ID: 280-10950-6

Client Matrix: Water

Date Sampled: 12/16/2010 1222

Date Received: 12/17/2010 0930

6010B Metals (ICP)-Total Recoverable

Method:	6010B	Analysis Batch: 280-46758		Instrument ID:	MT_026
Preparation:	3005A	Prep Batch: 280-45915		Lab File ID:	26a122210.asc
Dilution:	1.0			Initial Weight/Volume:	50 mL
Date Analyzed:	12/22/2010 1444			Final Weight/Volume:	50 mL
Date Prepared:	12/21/2010 1400				

Analyte	Result (mg/L)	Qualifier	MDL	RL
Sodium	1.4	V	0.092	1.0

Analyte	Result (ug/L)	Qualifier	MDL	RL
Aluminum	120		18	100
Barium	23		0.58	10
Cadmium	0.45	U	0.45	5.0
Manganese	27		0.25	10
Cobalt	1.2	U	1.2	10
Chromium	0.66	U	0.66	10
Copper	2.2	I	1.4	15
Nickel	4.1	I	1.3	40
Lead	2.6	U	2.6	9.0
Selenium	4.9	U	4.9	15
Iron	71	I	22	100
Vanadium	1.1	U	1.1	10
Zinc	200		4.5	20
Silver	0.93	U	0.93	10

6020 Metals (ICP/MS)-Total Recoverable

Method:	6020	Analysis Batch: 280-46774		Instrument ID:	MT_024
Preparation:	3005A	Prep Batch: 280-45914		Lab File ID:	234SMPL.D
Dilution:	1.0			Initial Weight/Volume:	50 mL
Date Analyzed:	12/23/2010 0522			Final Weight/Volume:	50 mL
Date Prepared:	12/20/2010 0900				

Analyte	Result (ug/L)	Qualifier	MDL	RL
Antimony	0.10	I	0.070	2.0
Arsenic	0.21	U	0.21	5.0
Beryllium	0.13	I	0.080	1.0
Thallium	0.020	U	0.020	1.0

7470A Mercury (CVAA)

Method:	7470A	Analysis Batch: 280-46417		Instrument ID:	MT_033
Preparation:	7470A	Prep Batch: 280-45902		Lab File ID:	101220AA.txt
Dilution:	1.0			Initial Weight/Volume:	10 mL
Date Analyzed:	12/20/2010 1609			Final Weight/Volume:	10 mL
Date Prepared:	12/20/2010 0920				

Analyte	Result (ug/L)	Qualifier	MDL	RL
Mercury	0.027	U	0.027	0.20

Client: Waste Management

Job Number: 280-10950-1

Client Sample ID: **MW-4B**

Lab Sample ID: 280-10950-7

Client Matrix: Water

Date Sampled: 12/16/2010 1152

Date Received: 12/17/2010 0930

6010B Metals (ICP)-Total Recoverable

Method:	6010B	Analysis Batch: 280-46758		Instrument ID:	MT_026
Preparation:	3005A	Prep Batch: 280-45915		Lab File ID:	26a122210.asc
Dilution:	1.0			Initial Weight/Volume:	50 mL
Date Analyzed:	12/22/2010 1446			Final Weight/Volume:	50 mL
Date Prepared:	12/21/2010 1400				

Analyte	Result (mg/L)	Qualifier	MDL	RL
Sodium	1.2	V	0.092	1.0

Analyte	Result (ug/L)	Qualifier	MDL	RL
Aluminum	250		18	100
Barium	15		0.58	10
Cadmium	0.45	U	0.45	5.0
Manganese	11		0.25	10
Cobalt	1.2	U	1.2	10
Chromium	1.5	I	0.66	10
Copper	1.4	U	1.4	15
Nickel	2.9	I	1.3	40
Lead	2.6	U	2.6	9.0
Selenium	4.9	U	4.9	15
Iron	140		22	100
Vanadium	1.1	U	1.1	10
Zinc	9.8	I	4.5	20
Silver	1.1	I	0.93	10

6020 Metals (ICP/MS)-Total Recoverable

Method:	6020	Analysis Batch: 280-46774		Instrument ID:	MT_024
Preparation:	3005A	Prep Batch: 280-45914		Lab File ID:	235SMPL.D
Dilution:	1.0			Initial Weight/Volume:	50 mL
Date Analyzed:	12/23/2010 0525			Final Weight/Volume:	50 mL
Date Prepared:	12/20/2010 0900				

Analyte	Result (ug/L)	Qualifier	MDL	RL
Antimony	0.11	I	0.070	2.0
Arsenic	0.27	I	0.21	5.0
Beryllium	0.080	U	0.080	1.0
Thallium	0.020	U	0.020	1.0

7470A Mercury (CVAA)

Method:	7470A	Analysis Batch: 280-46417		Instrument ID:	MT_033
Preparation:	7470A	Prep Batch: 280-45902		Lab File ID:	101220AA.txt
Dilution:	1.0			Initial Weight/Volume:	10 mL
Date Analyzed:	12/20/2010 1611			Final Weight/Volume:	10 mL
Date Prepared:	12/20/2010 0920				

Analyte	Result (ug/L)	Qualifier	MDL	RL
Mercury	0.027	U	0.027	0.20

Client: Waste Management

Job Number: 280-10950-1

Client Sample ID: **MW-2AR**

Lab Sample ID: 280-10950-8

Client Matrix: Water

Date Sampled: 12/16/2010 1503

Date Received: 12/17/2010 0930

6010B Metals (ICP)-Total Recoverable

Method:	6010B	Analysis Batch: 280-46758		Instrument ID:	MT_026
Preparation:	3005A	Prep Batch: 280-45915		Lab File ID:	26a122210.asc
Dilution:	1.0			Initial Weight/Volume:	50 mL
Date Analyzed:	12/22/2010 1449			Final Weight/Volume:	50 mL
Date Prepared:	12/21/2010 1400				

Analyte	Result (mg/L)	Qualifier	MDL	RL
Sodium	4.4	V	0.092	1.0

Analyte	Result (ug/L)	Qualifier	MDL	RL
Aluminum	59	I	18	100
Barium	11		0.58	10
Cadmium	0.45	U	0.45	5.0
Manganese	4.0	I	0.25	10
Cobalt	1.2	U	1.2	10
Chromium	0.66	U	0.66	10
Copper	1.4	U	1.4	15
Nickel	1.3	U	1.3	40
Lead	2.6	U	2.6	9.0
Selenium	4.9	U	4.9	15
Iron	22	I	22	100
Vanadium	1.1	U	1.1	10
Zinc	5.1	I	4.5	20
Silver	1.3	I	0.93	10

6020 Metals (ICP/MS)-Total Recoverable

Method:	6020	Analysis Batch: 280-46774		Instrument ID:	MT_024
Preparation:	3005A	Prep Batch: 280-45914		Lab File ID:	238SMPL.D
Dilution:	1.0			Initial Weight/Volume:	50 mL
Date Analyzed:	12/23/2010 0533			Final Weight/Volume:	50 mL
Date Prepared:	12/20/2010 0900				

Analyte	Result (ug/L)	Qualifier	MDL	RL
Antimony	0.070	U	0.070	2.0
Arsenic	0.21	U	0.21	5.0
Beryllium	0.080	U	0.080	1.0
Thallium	0.028	I V	0.020	1.0

7470A Mercury (CVAA)

Method:	7470A	Analysis Batch: 280-46417		Instrument ID:	MT_033
Preparation:	7470A	Prep Batch: 280-45902		Lab File ID:	101220AA.txt
Dilution:	1.0			Initial Weight/Volume:	10 mL
Date Analyzed:	12/20/2010 1614			Final Weight/Volume:	10 mL
Date Prepared:	12/20/2010 0920				

Analyte	Result (ug/L)	Qualifier	MDL	RL
Mercury	0.027	U	0.027	0.20

Client: Waste Management

Job Number: 280-10950-1

Client Sample ID: **MW-FL3**

Lab Sample ID: 280-10950-9

Client Matrix: Water

Date Sampled: 12/16/2010 1432

Date Received: 12/17/2010 0930

6010B Metals (ICP)-Total Recoverable

Method:	6010B	Analysis Batch: 280-46758		Instrument ID:	MT_026
Preparation:	3005A	Prep Batch: 280-45915		Lab File ID:	26a122210.asc
Dilution:	1.0			Initial Weight/Volume:	50 mL
Date Analyzed:	12/22/2010 1451			Final Weight/Volume:	50 mL
Date Prepared:	12/21/2010 1400				

Analyte	Result (mg/L)	Qualifier	MDL	RL
Sodium	4.8	V	0.092	1.0

Analyte	Result (ug/L)	Qualifier	MDL	RL
Aluminum	390		18	100
Barium	30		0.58	10
Cadmium	0.45	U	0.45	5.0
Manganese	60		0.25	10
Cobalt	1.2	U	1.2	10
Chromium	2.3	I	0.66	10
Copper	2.0	I	1.4	15
Nickel	1.8	I	1.3	40
Lead	3.5	I	2.6	9.0
Selenium	4.9	U	4.9	15
Iron	350		22	100
Vanadium	1.1	I	1.1	10
Zinc	25		4.5	20
Silver	0.93	U	0.93	10

6020 Metals (ICP/MS)-Total Recoverable

Method:	6020	Analysis Batch: 280-46774		Instrument ID:	MT_024
Preparation:	3005A	Prep Batch: 280-45914		Lab File ID:	239SMPL.D
Dilution:	1.0			Initial Weight/Volume:	50 mL
Date Analyzed:	12/23/2010 0536			Final Weight/Volume:	50 mL
Date Prepared:	12/20/2010 0900				

Analyte	Result (ug/L)	Qualifier	MDL	RL
Antimony	0.83	I	0.070	2.0
Arsenic	1.0	I	0.21	5.0
Beryllium	0.080	U	0.080	1.0
Thallium	0.091	I V	0.020	1.0

7470A Mercury (CVAA)

Method:	7470A	Analysis Batch: 280-46417		Instrument ID:	MT_033
Preparation:	7470A	Prep Batch: 280-45905		Lab File ID:	101220AA.txt
Dilution:	1.0			Initial Weight/Volume:	10 mL
Date Analyzed:	12/20/2010 1625			Final Weight/Volume:	10 mL
Date Prepared:	12/20/2010 0920				

Analyte	Result (ug/L)	Qualifier	MDL	RL
Mercury	0.027	U	0.027	0.20

Client: Waste Management

Job Number: 280-10950-1

Client Sample ID: **MW-7B**

Lab Sample ID: 280-10950-10

Client Matrix: Water

Date Sampled: 12/16/2010 1351

Date Received: 12/17/2010 0930

6010B Metals (ICP)-Total Recoverable

Method:	6010B	Analysis Batch: 280-46758		Instrument ID:	MT_026
Preparation:	3005A	Prep Batch: 280-45915		Lab File ID:	26a122210.asc
Dilution:	1.0			Initial Weight/Volume:	50 mL
Date Analyzed:	12/22/2010 1453			Final Weight/Volume:	50 mL
Date Prepared:	12/21/2010 1400				

Analyte	Result (mg/L)	Qualifier	MDL	RL
Sodium	6.3	V	0.092	1.0

Analyte	Result (ug/L)	Qualifier	MDL	RL
Aluminum	170		18	100
Barium	5.0	I	0.58	10
Cadmium	0.45	U	0.45	5.0
Manganese	4.7	I	0.25	10
Cobalt	1.2	U	1.2	10
Chromium	3.3	I	0.66	10
Copper	1.4	U	1.4	15
Nickel	2.0	I	1.3	40
Lead	2.6	U	2.6	9.0
Selenium	4.9	U	4.9	15
Iron	260		22	100
Vanadium	1.1	U	1.1	10
Zinc	4.5	U	4.5	20
Silver	1.1	I	0.93	10

6020 Metals (ICP/MS)-Total Recoverable

Method:	6020	Analysis Batch: 280-46774		Instrument ID:	MT_024
Preparation:	3005A	Prep Batch: 280-45914		Lab File ID:	240SMPL.D
Dilution:	1.0			Initial Weight/Volume:	50 mL
Date Analyzed:	12/23/2010 0539			Final Weight/Volume:	50 mL
Date Prepared:	12/20/2010 0900				

Analyte	Result (ug/L)	Qualifier	MDL	RL
Antimony	0.070	U	0.070	2.0
Arsenic	1.3	I	0.21	5.0
Beryllium	0.080	U	0.080	1.0
Thallium	0.020	U	0.020	1.0

7470A Mercury (CVAA)

Method:	7470A	Analysis Batch: 280-46417		Instrument ID:	MT_033
Preparation:	7470A	Prep Batch: 280-45905		Lab File ID:	101220AA.txt
Dilution:	1.0			Initial Weight/Volume:	10 mL
Date Analyzed:	12/20/2010 1632			Final Weight/Volume:	10 mL
Date Prepared:	12/20/2010 0920				

Analyte	Result (ug/L)	Qualifier	MDL	RL
Mercury	0.027	U	0.027	0.20

Client: Waste Management

Job Number: 280-10950-1

Client Sample ID: **MW-7A**

Lab Sample ID: 280-10950-11

Client Matrix: Water

Date Sampled: 12/16/2010 1323

Date Received: 12/17/2010 0930

6010B Metals (ICP)-Total Recoverable

Method:	6010B	Analysis Batch: 280-46758		Instrument ID:	MT_026
Preparation:	3005A	Prep Batch: 280-45915		Lab File ID:	26a122210.asc
Dilution:	1.0			Initial Weight/Volume:	50 mL
Date Analyzed:	12/22/2010 1456			Final Weight/Volume:	50 mL
Date Prepared:	12/21/2010 1400				

Analyte	Result (mg/L)	Qualifier	MDL	RL
Sodium	5.6	V	0.092	1.0

Analyte	Result (ug/L)	Qualifier	MDL	RL
Aluminum	18	U	18	100
Barium	12		0.58	10
Cadmium	0.45	U	0.45	5.0
Manganese	0.25	U	0.25	10
Cobalt	1.2	U	1.2	10
Chromium	0.83	I	0.66	10
Copper	1.4	U	1.4	15
Nickel	2.4	I	1.3	40
Lead	2.6	U	2.6	9.0
Selenium	4.9	U	4.9	15
Iron	22	U	22	100
Vanadium	1.1	U	1.1	10
Zinc	4.5	U	4.5	20
Silver	0.96	I	0.93	10

6020 Metals (ICP/MS)-Total Recoverable

Method:	6020	Analysis Batch: 280-46774		Instrument ID:	MT_024
Preparation:	3005A	Prep Batch: 280-45914		Lab File ID:	241SMPL.D
Dilution:	1.0			Initial Weight/Volume:	50 mL
Date Analyzed:	12/23/2010 0542			Final Weight/Volume:	50 mL
Date Prepared:	12/20/2010 0900				

Analyte	Result (ug/L)	Qualifier	MDL	RL
Antimony	0.070	U	0.070	2.0
Arsenic	0.21	U	0.21	5.0
Beryllium	0.080	U	0.080	1.0
Thallium	0.060	I V	0.020	1.0

7470A Mercury (CVAA)

Method:	7470A	Analysis Batch: 280-46417		Instrument ID:	MT_033
Preparation:	7470A	Prep Batch: 280-45905		Lab File ID:	101220AA.txt
Dilution:	1.0			Initial Weight/Volume:	10 mL
Date Analyzed:	12/20/2010 1634			Final Weight/Volume:	10 mL
Date Prepared:	12/20/2010 0920				

Analyte	Result (ug/L)	Qualifier	MDL	RL
Mercury	0.027	U	0.027	0.20

Client: Waste Management

Job Number: 280-10950-1

Client Sample ID: **MW-3B**

Lab Sample ID: 280-10950-12

Client Matrix: Water

Date Sampled: 12/16/2010 1223

Date Received: 12/17/2010 0930

6010B Metals (ICP)-Total Recoverable

Method:	6010B	Analysis Batch: 280-46758		Instrument ID:	MT_026
Preparation:	3005A	Prep Batch: 280-45915		Lab File ID:	26a122210.asc
Dilution:	1.0			Initial Weight/Volume:	50 mL
Date Analyzed:	12/22/2010 1458			Final Weight/Volume:	50 mL
Date Prepared:	12/21/2010 1400				

Analyte	Result (mg/L)	Qualifier	MDL	RL
Sodium	1.8	V	0.092	1.0

Analyte	Result (ug/L)	Qualifier	MDL	RL
Aluminum	790		18	100
Barium	71		0.58	10
Cadmium	0.45	U	0.45	5.0
Manganese	15		0.25	10
Cobalt	1.2	U	1.2	10
Chromium	2.8	I	0.66	10
Copper	1.4	U	1.4	15
Nickel	1.3	U	1.3	40
Lead	2.6	U	2.6	9.0
Selenium	4.9	U	4.9	15
Iron	450		22	100
Vanadium	3.4	I	1.1	10
Zinc	7.0	I	4.5	20
Silver	1.1	I	0.93	10

6020 Metals (ICP/MS)-Total Recoverable

Method:	6020	Analysis Batch: 280-46774		Instrument ID:	MT_024
Preparation:	3005A	Prep Batch: 280-45914		Lab File ID:	242SMPL.D
Dilution:	1.0			Initial Weight/Volume:	50 mL
Date Analyzed:	12/23/2010 0545			Final Weight/Volume:	50 mL
Date Prepared:	12/20/2010 0900				

Analyte	Result (ug/L)	Qualifier	MDL	RL
Antimony	0.070	U	0.070	2.0
Arsenic	0.28	I	0.21	5.0
Beryllium	0.091	I	0.080	1.0
Thallium	0.073	I V	0.020	1.0

7470A Mercury (CVAA)

Method:	7470A	Analysis Batch: 280-46417		Instrument ID:	MT_033
Preparation:	7470A	Prep Batch: 280-45905		Lab File ID:	101220AA.txt
Dilution:	1.0			Initial Weight/Volume:	10 mL
Date Analyzed:	12/20/2010 1637			Final Weight/Volume:	10 mL
Date Prepared:	12/20/2010 0920				

Analyte	Result (ug/L)	Qualifier	MDL	RL
Mercury	0.027	U	0.027	0.20

Client: Waste Management

Job Number: 280-10950-1

Client Sample ID: **MW-3A**

Lab Sample ID: 280-10950-13

Client Matrix: Water

Date Sampled: 12/16/2010 1148

Date Received: 12/17/2010 0930

6010B Metals (ICP)-Total Recoverable

Method:	6010B	Analysis Batch: 280-46758		Instrument ID:	MT_026
Preparation:	3005A	Prep Batch: 280-45915		Lab File ID:	26a122210.asc
Dilution:	1.0			Initial Weight/Volume:	50 mL
Date Analyzed:	12/22/2010 1510			Final Weight/Volume:	50 mL
Date Prepared:	12/21/2010 1400				

Analyte	Result (mg/L)	Qualifier	MDL	RL
Sodium	2.7	V	0.092	1.0

Analyte	Result (ug/L)	Qualifier	MDL	RL
Aluminum	1300		18	100
Barium	55		0.58	10
Cadmium	0.45	U	0.45	5.0
Manganese	6.6	I	0.25	10
Cobalt	1.2	U	1.2	10
Chromium	4.4	I	0.66	10
Copper	1.4	U	1.4	15
Nickel	1.4	I	1.3	40
Lead	2.6	U	2.6	9.0
Selenium	4.9	U	4.9	15
Iron	1200		22	100
Vanadium	3.1	I	1.1	10
Zinc	8.7	I	4.5	20
Silver	0.93	U	0.93	10

6020 Metals (ICP/MS)-Total Recoverable

Method:	6020	Analysis Batch: 280-46774		Instrument ID:	MT_024
Preparation:	3005A	Prep Batch: 280-45914		Lab File ID:	243SMPL.D
Dilution:	1.0			Initial Weight/Volume:	50 mL
Date Analyzed:	12/23/2010 0548			Final Weight/Volume:	50 mL
Date Prepared:	12/20/2010 0900				

Analyte	Result (ug/L)	Qualifier	MDL	RL
Antimony	0.070	U	0.070	2.0
Arsenic	0.21	U	0.21	5.0
Beryllium	0.10	I	0.080	1.0
Thallium	0.042	I V	0.020	1.0

7470A Mercury (CVAA)

Method:	7470A	Analysis Batch: 280-46417		Instrument ID:	MT_033
Preparation:	7470A	Prep Batch: 280-45905		Lab File ID:	101220AA.txt
Dilution:	1.0			Initial Weight/Volume:	10 mL
Date Analyzed:	12/20/2010 1639			Final Weight/Volume:	10 mL
Date Prepared:	12/20/2010 0920				

Analyte	Result (ug/L)	Qualifier	MDL	RL
Mercury	0.027	U	0.027	0.20

Client: Waste Management

Job Number: 280-10950-1

Client Sample ID: **MW-FL1**

Lab Sample ID: 280-10950-14

Client Matrix: Water

Date Sampled: 12/16/2010 1255

Date Received: 12/17/2010 0930

6010B Metals (ICP)-Total Recoverable

Method:	6010B	Analysis Batch: 280-46758		Instrument ID:	MT_026
Preparation:	3005A	Prep Batch: 280-45915		Lab File ID:	26a122210.asc
Dilution:	1.0			Initial Weight/Volume:	50 mL
Date Analyzed:	12/22/2010 1512			Final Weight/Volume:	50 mL
Date Prepared:	12/21/2010 1400				

Analyte	Result (mg/L)	Qualifier	MDL	RL
Sodium	4.1	V	0.092	1.0

Analyte	Result (ug/L)	Qualifier	MDL	RL
Aluminum	630		18	100
Barium	50		0.58	10
Cadmium	0.45	U	0.45	5.0
Manganese	57		0.25	10
Cobalt	1.2	U	1.2	10
Chromium	6.5	I	0.66	10
Copper	1.4	U	1.4	15
Nickel	2.2	I	1.3	40
Lead	2.6	U	2.6	9.0
Selenium	4.9	U	4.9	15
Iron	490		22	100
Vanadium	2.0	I	1.1	10
Zinc	9.3	I	4.5	20
Silver	0.93	U	0.93	10

6020 Metals (ICP/MS)-Total Recoverable

Method:	6020	Analysis Batch: 280-46774		Instrument ID:	MT_024
Preparation:	3005A	Prep Batch: 280-45914		Lab File ID:	244SMPL.D
Dilution:	1.0			Initial Weight/Volume:	50 mL
Date Analyzed:	12/23/2010 0550			Final Weight/Volume:	50 mL
Date Prepared:	12/20/2010 0900				

Analyte	Result (ug/L)	Qualifier	MDL	RL
Antimony	0.076	I	0.070	2.0
Arsenic	0.44	I	0.21	5.0
Beryllium	0.13	I	0.080	1.0
Thallium	0.11	I V	0.020	1.0

7470A Mercury (CVAA)

Method:	7470A	Analysis Batch: 280-46417		Instrument ID:	MT_033
Preparation:	7470A	Prep Batch: 280-45905		Lab File ID:	101220AA.txt
Dilution:	1.0			Initial Weight/Volume:	10 mL
Date Analyzed:	12/20/2010 1641			Final Weight/Volume:	10 mL
Date Prepared:	12/20/2010 0920				

Analyte	Result (ug/L)	Qualifier	MDL	RL
Mercury	0.027	U	0.027	0.20

Client: Waste Management

Job Number: 280-10950-1

Client Sample ID: **L-1**

Lab Sample ID: 280-11010-1

Client Matrix: Water

Date Sampled: 12/17/2010 1000

Date Received: 12/18/2010 1200

6010B Metals (ICP)-Total Recoverable

Method:	6010B	Analysis Batch: 280-47121		Instrument ID:	MT_026
Preparation:	3005A	Prep Batch: 280-46059		Lab File ID:	26a122810.asc
Dilution:	1.0			Initial Weight/Volume:	50 mL
Date Analyzed:	12/28/2010 1712			Final Weight/Volume:	50 mL
Date Prepared:	12/28/2010 0800				

Analyte	Result (mg/L)	Qualifier	MDL	RL
Sodium	210		0.092	1.0

Analyte	Result (ug/L)	Qualifier	MDL	RL
Barium	88	V	0.58	10
Cadmium	0.45	U	0.45	5.0
Cobalt	1.2	U	1.2	10
Chromium	1.7	I	0.66	10
Copper	190		1.4	15
Nickel	5.8	I	1.3	40
Lead	2.6	U	2.6	9.0
Selenium	18		4.9	15
Iron	12000		22	100
Vanadium	1.1	U	1.1	10
Zinc	250		4.5	20
Silver	0.93	U	0.93	10
Tin	5.8	U	5.8	100

6020 Metals (ICP/MS)-Total Recoverable

Method:	6020	Analysis Batch: 280-46774		Instrument ID:	MT_024
Preparation:	3005A	Prep Batch: 280-46060		Lab File ID:	258SMPL.D
Dilution:	2.0			Initial Weight/Volume:	50 mL
Date Analyzed:	12/23/2010 0629			Final Weight/Volume:	50 mL
Date Prepared:	12/22/2010 1300				

Analyte	Result (ug/L)	Qualifier	MDL	RL
Antimony	0.49	I	0.14	4.0
Arsenic	5.3	I	0.42	10
Beryllium	0.16	U	0.16	2.0
Thallium	0.073	I	0.040	2.0

7470A Mercury (CVAA)

Method:	7470A	Analysis Batch: 280-46417		Instrument ID:	MT_033
Preparation:	7470A	Prep Batch: 280-46066		Lab File ID:	101220AA.txt
Dilution:	1.0			Initial Weight/Volume:	10 mL
Date Analyzed:	12/20/2010 1900			Final Weight/Volume:	10 mL
Date Prepared:	12/20/2010 0920				

Analyte	Result (ug/L)	Qualifier	MDL	RL
Mercury	0.027	U	0.027	0.20

Client: Waste Management

Job Number: 280-10950-1

Client Sample ID: **MW-8R**

Lab Sample ID: 280-11013-1

Client Matrix: Water

Date Sampled: 12/17/2010 0730

Date Received: 12/18/2010 1409

6010B Metals (ICP)-Total Recoverable

Method:	6010B	Analysis Batch: 280-46733		Instrument ID:	MT_025
Preparation:	3005A	Prep Batch: 280-46316		Lab File ID:	25A1122210.asc
Dilution:	1.0			Initial Weight/Volume:	50 mL
Date Analyzed:	12/22/2010 1629			Final Weight/Volume:	50 mL
Date Prepared:	12/22/2010 0900				

Analyte	Result (mg/L)	Qualifier	MDL	RL
Sodium	26		0.092	1.0

Analyte	Result (ug/L)	Qualifier	MDL	RL
Barium	10	V	0.58	10
Cadmium	0.45	U	0.45	5.0
Cobalt	1.2	U	1.2	10
Chromium	0.87	I	0.66	10
Copper	3.7	I	1.4	15
Nickel	1.3	U	1.3	40
Lead	2.6	U	2.6	9.0
Selenium	6.2	I	4.9	15
Iron	190		22	100
Vanadium	2.4	I	1.1	10
Zinc	8.2	I	4.5	20
Silver	0.93	U	0.93	10

Method:	6010B	Analysis Batch: 280-47121		Instrument ID:	MT_026
Preparation:	3005A	Prep Batch: 280-46059		Lab File ID:	26a122810.asc
Dilution:	1.0			Initial Weight/Volume:	50 mL
Date Analyzed:	12/28/2010 1715			Final Weight/Volume:	50 mL
Date Prepared:	12/28/2010 0800				

Analyte	Result (ug/L)	Qualifier	MDL	RL
Aluminum	310		18	100
Manganese	2.8	I V	0.25	10

6020 Metals (ICP/MS)-Total Recoverable

Method:	6020	Analysis Batch: 280-46917		Instrument ID:	MT_024
Preparation:	3005A	Prep Batch: 280-46317		Lab File ID:	206SMPL.D
Dilution:	1.0			Initial Weight/Volume:	50 mL
Date Analyzed:	12/23/2010 2311			Final Weight/Volume:	50 mL
Date Prepared:	12/22/2010 1300				

Analyte	Result (ug/L)	Qualifier	MDL	RL
Antimony	0.54	I	0.070	2.0
Arsenic	0.45	I	0.21	5.0
Beryllium	0.080	U	0.080	1.0
Thallium	0.020	U	0.020	1.0

7470A Mercury (CVAA)

Client: Waste Management

Job Number: 280-10950-1

Client Sample ID: **MW-8R**

Lab Sample ID: 280-11013-1

Client Matrix: Water

Date Sampled: 12/17/2010 0730

Date Received: 12/18/2010 1409

7470A Mercury (CVAA)

Method:	7470A	Analysis Batch: 280-46726		Instrument ID:	MT_033
Preparation:	7470A	Prep Batch: 280-46450		Lab File ID:	101222AB.txt
Dilution:	1.0			Initial Weight/Volume:	10 mL
Date Analyzed:	12/22/2010 1423			Final Weight/Volume:	10 mL
Date Prepared:	12/22/2010 0930				

Analyte	Result (ug/L)	Qualifier	MDL	RL
Mercury	0.027	U	0.027	0.20

Client: Waste Management

Job Number: 280-10950-1

Client Sample ID: **MW-FL2R**

Lab Sample ID: 280-11013-2

Client Matrix: Water

Date Sampled: 12/17/2010 0829

Date Received: 12/18/2010 1409

6010B Metals (ICP)-Total Recoverable

Method:	6010B	Analysis Batch: 280-46733		Instrument ID:	MT_025
Preparation:	3005A	Prep Batch: 280-46316		Lab File ID:	25A1122210.asc
Dilution:	1.0			Initial Weight/Volume:	50 mL
Date Analyzed:	12/22/2010 1648			Final Weight/Volume:	50 mL
Date Prepared:	12/22/2010 0900				

Analyte	Result (mg/L)	Qualifier	MDL	RL
Sodium	1.6		0.092	1.0

Analyte	Result (ug/L)	Qualifier	MDL	RL
Barium	29	V	0.58	10
Cadmium	0.45	U	0.45	5.0
Cobalt	1.2	U	1.2	10
Chromium	24		0.66	10
Copper	2.6	I	1.4	15
Nickel	1.3	U	1.3	40
Lead	2.6	U	2.6	9.0
Selenium	4.9	U	4.9	15
Iron	52	I	22	100
Vanadium	21		1.1	10
Zinc	4.5	U	4.5	20
Silver	0.93	U	0.93	10

Method:	6010B	Analysis Batch: 280-47121		Instrument ID:	MT_026
Preparation:	3005A	Prep Batch: 280-46059		Lab File ID:	26a122810.asc
Dilution:	1.0			Initial Weight/Volume:	50 mL
Date Analyzed:	12/28/2010 1733			Final Weight/Volume:	50 mL
Date Prepared:	12/28/2010 0800				

Analyte	Result (ug/L)	Qualifier	MDL	RL
Aluminum	2700		18	100
Manganese	0.43	I V	0.25	10

6020 Metals (ICP/MS)-Total Recoverable

Method:	6020	Analysis Batch: 280-46917		Instrument ID:	MT_024
Preparation:	3005A	Prep Batch: 280-46317		Lab File ID:	207AREF.D
Dilution:	1.0			Initial Weight/Volume:	50 mL
Date Analyzed:	12/23/2010 2314			Final Weight/Volume:	50 mL
Date Prepared:	12/22/2010 1300				

Analyte	Result (ug/L)	Qualifier	MDL	RL
Antimony	0.63	I	0.070	2.0
Arsenic	1.5	I	0.21	5.0
Beryllium	0.080	U	0.080	1.0
Thallium	0.020	U	0.020	1.0

7470A Mercury (CVAA)

Client: Waste Management

Job Number: 280-10950-1

Client Sample ID: **MW-FL2R**

Lab Sample ID: 280-11013-2

Client Matrix: Water

Date Sampled: 12/17/2010 0829

Date Received: 12/18/2010 1409

7470A Mercury (CVAA)

Method:	7470A	Analysis Batch: 280-46726		Instrument ID:	MT_033
Preparation:	7470A	Prep Batch: 280-46450		Lab File ID:	101222AB.txt
Dilution:	1.0			Initial Weight/Volume:	10 mL
Date Analyzed:	12/22/2010 1425			Final Weight/Volume:	10 mL
Date Prepared:	12/22/2010 0930				

Analyte	Result (ug/L)	Qualifier	MDL	RL
Mercury	0.027	U	0.027	0.20

Client: Waste Management

Job Number: 280-10950-1

Client Sample ID: **MW-6AR**

Lab Sample ID: 280-11013-3

Client Matrix: Water

Date Sampled: 12/17/2010 0907

Date Received: 12/18/2010 1409

6010B Metals (ICP)-Total Recoverable

Method:	6010B	Analysis Batch: 280-46733		Instrument ID:	MT_025
Preparation:	3005A	Prep Batch: 280-46316		Lab File ID:	25A1122210.asc
Dilution:	1.0			Initial Weight/Volume:	50 mL
Date Analyzed:	12/22/2010 1651			Final Weight/Volume:	50 mL
Date Prepared:	12/22/2010 0900				

Analyte	Result (mg/L)	Qualifier	MDL	RL
Sodium	9.9		0.092	1.0

Analyte	Result (ug/L)	Qualifier	MDL	RL
Barium	17	V	0.58	10
Cadmium	0.45	U	0.45	5.0
Cobalt	1.2	U	1.2	10
Chromium	0.70	I	0.66	10
Copper	2.3	I	1.4	15
Nickel	1.3	U	1.3	40
Lead	2.6	U	2.6	9.0
Selenium	4.9	U	4.9	15
Iron	22	U	22	100
Vanadium	1.1	U	1.1	10
Zinc	4.5	U	4.5	20
Silver	0.93	U	0.93	10

Method:	6010B	Analysis Batch: 280-47121		Instrument ID:	MT_026
Preparation:	3005A	Prep Batch: 280-46059		Lab File ID:	26a122810.asc
Dilution:	1.0			Initial Weight/Volume:	50 mL
Date Analyzed:	12/28/2010 1735			Final Weight/Volume:	50 mL
Date Prepared:	12/28/2010 0800				

Analyte	Result (ug/L)	Qualifier	MDL	RL
Aluminum	66	I	18	100
Manganese	4.3	I V	0.25	10

6020 Metals (ICP/MS)-Total Recoverable

Method:	6020	Analysis Batch: 280-46917		Instrument ID:	MT_024
Preparation:	3005A	Prep Batch: 280-46317		Lab File ID:	212SMPL.D
Dilution:	1.0			Initial Weight/Volume:	50 mL
Date Analyzed:	12/23/2010 2328			Final Weight/Volume:	50 mL
Date Prepared:	12/22/2010 1300				

Analyte	Result (ug/L)	Qualifier	MDL	RL
Antimony	0.10	I	0.070	2.0
Arsenic	0.21	U	0.21	5.0
Beryllium	0.080	I	0.080	1.0
Thallium	0.055	I	0.020	1.0

7470A Mercury (CVAA)

Client: Waste Management

Job Number: 280-10950-1

Client Sample ID: **MW-6AR**

Lab Sample ID: 280-11013-3

Client Matrix: Water

Date Sampled: 12/17/2010 0907

Date Received: 12/18/2010 1409

7470A Mercury (CVAA)

Method:	7470A	Analysis Batch: 280-46726		Instrument ID:	MT_033
Preparation:	7470A	Prep Batch: 280-46450		Lab File ID:	101222AB.txt
Dilution:	1.0			Initial Weight/Volume:	10 mL
Date Analyzed:	12/22/2010 1427			Final Weight/Volume:	10 mL
Date Prepared:	12/22/2010 0930				

Analyte	Result (ug/L)	Qualifier	MDL	RL
Mercury	0.039	I	0.027	0.20

Client: Waste Management

Job Number: 280-10950-1

Client Sample ID: **MW-6BR**

Lab Sample ID: 280-11013-4

Client Matrix: Water

Date Sampled: 12/17/2010 0938

Date Received: 12/18/2010 1409

6010B Metals (ICP)-Total Recoverable

Method:	6010B	Analysis Batch: 280-46733		Instrument ID:	MT_025
Preparation:	3005A	Prep Batch: 280-46316		Lab File ID:	25A1122210.asc
Dilution:	1.0			Initial Weight/Volume:	50 mL
Date Analyzed:	12/22/2010 1653			Final Weight/Volume:	50 mL
Date Prepared:	12/22/2010 0900				

Analyte	Result (mg/L)	Qualifier	MDL	RL
Sodium	6.6		0.092	1.0

Analyte	Result (ug/L)	Qualifier	MDL	RL
Barium	11	V	0.58	10
Cadmium	0.45	U	0.45	5.0
Cobalt	1.2	U	1.2	10
Chromium	22		0.66	10
Copper	1.8	I	1.4	15
Nickel	3.2	I	1.3	40
Lead	2.6	U	2.6	9.0
Selenium	4.9	U	4.9	15
Iron	760		22	100
Vanadium	6.4	I	1.1	10
Zinc	5.1	I	4.5	20
Silver	0.93	U	0.93	10

Method:	6010B	Analysis Batch: 280-47121		Instrument ID:	MT_026
Preparation:	3005A	Prep Batch: 280-46059		Lab File ID:	26a122810.asc
Dilution:	1.0			Initial Weight/Volume:	50 mL
Date Analyzed:	12/28/2010 1738			Final Weight/Volume:	50 mL
Date Prepared:	12/28/2010 0800				

Analyte	Result (ug/L)	Qualifier	MDL	RL
Aluminum	720		18	100
Manganese	67	V	0.25	10

6020 Metals (ICP/MS)-Total Recoverable

Method:	6020	Analysis Batch: 280-46917		Instrument ID:	MT_024
Preparation:	3005A	Prep Batch: 280-46317		Lab File ID:	215SMPL.D
Dilution:	1.0			Initial Weight/Volume:	50 mL
Date Analyzed:	12/23/2010 2336			Final Weight/Volume:	50 mL
Date Prepared:	12/22/2010 1300				

Analyte	Result (ug/L)	Qualifier	MDL	RL
Antimony	0.12	I	0.070	2.0
Arsenic	1.4	I	0.21	5.0
Beryllium	0.080	U	0.080	1.0
Thallium	0.19	I	0.020	1.0

7470A Mercury (CVAA)

Client: Waste Management

Job Number: 280-10950-1

Client Sample ID: **MW-6BR**

Lab Sample ID: 280-11013-4

Client Matrix: Water

Date Sampled: 12/17/2010 0938

Date Received: 12/18/2010 1409

7470A Mercury (CVAA)

Method:	7470A	Analysis Batch: 280-46726		Instrument ID:	MT_033
Preparation:	7470A	Prep Batch: 280-46450		Lab File ID:	101222AB.txt
Dilution:	1.0			Initial Weight/Volume:	10 mL
Date Analyzed:	12/22/2010 1430			Final Weight/Volume:	10 mL
Date Prepared:	12/22/2010 0930				

Analyte	Result (ug/L)	Qualifier	MDL	RL
Mercury	0.027	U	0.027	0.20

Client: Waste Management

Job Number: 280-10950-1

Client Sample ID: **Field Blank**

Lab Sample ID: 280-11013-5FB

Client Matrix: Water

Date Sampled: 12/17/2010 1030

Date Received: 12/18/2010 1409

6010B Metals (ICP)-Total Recoverable

Method:	6010B	Analysis Batch: 280-46733		Instrument ID:	MT_025
Preparation:	3005A	Prep Batch: 280-46316		Lab File ID:	25A1122210.asc
Dilution:	1.0			Initial Weight/Volume:	50 mL
Date Analyzed:	12/22/2010 1655			Final Weight/Volume:	50 mL
Date Prepared:	12/22/2010 0900				

Analyte	Result (mg/L)	Qualifier	MDL	RL
Sodium	0.092	U	0.092	1.0

Analyte	Result (ug/L)	Qualifier	MDL	RL
Barium	0.58	U	0.58	10
Cadmium	0.45	U	0.45	5.0
Cobalt	1.2	U	1.2	10
Chromium	0.66	U	0.66	10
Copper	1.4	U	1.4	15
Nickel	1.3	U	1.3	40
Lead	2.6	U	2.6	9.0
Selenium	4.9	U	4.9	15
Iron	22	U	22	100
Vanadium	1.1	U	1.1	10
Zinc	4.5	U	4.5	20
Silver	0.93	U	0.93	10

Method:	6010B	Analysis Batch: 280-47121		Instrument ID:	MT_026
Preparation:	3005A	Prep Batch: 280-46059		Lab File ID:	26a122810.asc
Dilution:	1.0			Initial Weight/Volume:	50 mL
Date Analyzed:	12/28/2010 1740			Final Weight/Volume:	50 mL
Date Prepared:	12/28/2010 0800				

Analyte	Result (ug/L)	Qualifier	MDL	RL
Aluminum	18	U	18	100
Manganese	0.25	U	0.25	10

6020 Metals (ICP/MS)-Total Recoverable

Method:	6020	Analysis Batch: 280-46917		Instrument ID:	MT_024
Preparation:	3005A	Prep Batch: 280-46317		Lab File ID:	216SMPL.D
Dilution:	1.0			Initial Weight/Volume:	50 mL
Date Analyzed:	12/23/2010 2339			Final Weight/Volume:	50 mL
Date Prepared:	12/22/2010 1300				

Analyte	Result (ug/L)	Qualifier	MDL	RL
Antimony	0.070	U	0.070	2.0
Arsenic	0.21	U	0.21	5.0
Beryllium	0.080	U	0.080	1.0
Thallium	0.020	U	0.020	1.0

7470A Mercury (CVAA)

Client: Waste Management

Job Number: 280-10950-1

Client Sample ID: **Field Blank**

Lab Sample ID: 280-11013-5FB

Client Matrix: Water

Date Sampled: 12/17/2010 1030

Date Received: 12/18/2010 1409

7470A Mercury (CVAA)

Method:	7470A	Analysis Batch: 280-46726		Instrument ID:	MT_033
Preparation:	7470A	Prep Batch: 280-46450		Lab File ID:	101222AB.txt
Dilution:	1.0			Initial Weight/Volume:	10 mL
Date Analyzed:	12/22/2010 1432			Final Weight/Volume:	10 mL
Date Prepared:	12/22/2010 0930				

Analyte	Result (ug/L)	Qualifier	MDL	RL
Mercury	0.027	U	0.027	0.20

Client: Waste Management

Job Number: 280-10950-1

Client Sample ID: **Equipment Blank**

Lab Sample ID: 280-11013-6EB

Client Matrix: Water

Date Sampled: 12/17/2010 1045

Date Received: 12/18/2010 1409

6010B Metals (ICP)-Total Recoverable

Method:	6010B	Analysis Batch: 280-46733		Instrument ID:	MT_025
Preparation:	3005A	Prep Batch: 280-46316		Lab File ID:	25A1122210.asc
Dilution:	1.0			Initial Weight/Volume:	50 mL
Date Analyzed:	12/22/2010 1658			Final Weight/Volume:	50 mL
Date Prepared:	12/22/2010 0900				

Analyte	Result (mg/L)	Qualifier	MDL	RL
Sodium	0.092	U	0.092	1.0

Analyte	Result (ug/L)	Qualifier	MDL	RL
Barium	0.58	U	0.58	10
Cadmium	0.45	U	0.45	5.0
Cobalt	1.2	U	1.2	10
Chromium	0.66	U	0.66	10
Copper	1.4	U	1.4	15
Nickel	1.3	U	1.3	40
Lead	2.6	U	2.6	9.0
Selenium	4.9	U	4.9	15
Iron	22	U	22	100
Vanadium	1.1	U	1.1	10
Zinc	4.5	U	4.5	20
Silver	0.93	U	0.93	10

Method:	6010B	Analysis Batch: 280-47121		Instrument ID:	MT_026
Preparation:	3005A	Prep Batch: 280-46059		Lab File ID:	26a122810.asc
Dilution:	1.0			Initial Weight/Volume:	50 mL
Date Analyzed:	12/28/2010 1742			Final Weight/Volume:	50 mL
Date Prepared:	12/28/2010 0800				

Analyte	Result (ug/L)	Qualifier	MDL	RL
Aluminum	18	U	18	100
Manganese	0.25	U	0.25	10

6020 Metals (ICP/MS)-Total Recoverable

Method:	6020	Analysis Batch: 280-46917		Instrument ID:	MT_024
Preparation:	3005A	Prep Batch: 280-46317		Lab File ID:	217SMPL.D
Dilution:	1.0			Initial Weight/Volume:	50 mL
Date Analyzed:	12/23/2010 2341			Final Weight/Volume:	50 mL
Date Prepared:	12/22/2010 1300				

Analyte	Result (ug/L)	Qualifier	MDL	RL
Antimony	0.070	U	0.070	2.0
Arsenic	0.21	U	0.21	5.0
Beryllium	0.080	U	0.080	1.0
Thallium	0.020	U	0.020	1.0

7470A Mercury (CVAA)

Client: Waste Management

Job Number: 280-10950-1

Client Sample ID: **Equipment Blank**

Lab Sample ID: 280-11013-6EB

Client Matrix: Water

Date Sampled: 12/17/2010 1045

Date Received: 12/18/2010 1409

7470A Mercury (CVAA)

Method:	7470A	Analysis Batch: 280-46726		Instrument ID:	MT_033
Preparation:	7470A	Prep Batch: 280-46450		Lab File ID:	101222AB.txt
Dilution:	1.0			Initial Weight/Volume:	10 mL
Date Analyzed:	12/22/2010 1434			Final Weight/Volume:	10 mL
Date Prepared:	12/22/2010 0930				

Analyte	Result (ug/L)	Qualifier	MDL	RL
Mercury	0.027	U	0.027	0.20

General Chemistry

Client Sample ID: **MW-2B**

Lab Sample ID: 280-10950-1 Date Sampled: 12/16/2010 1502
Client Matrix: Water Date Received: 12/17/2010 0930

Analyte	Result	Qual	Units	MDL	RL	Dil	Method
Chloride	5.4		mg/L	0.25	3.0	1.0	300.0
Analysis Batch: 280-46034	Date Analyzed: 12/17/2010 1523						
Nitrate as N	0.49	I	mg/L	0.042	0.50	1.0	300.0
Analysis Batch: 280-46033	Date Analyzed: 12/17/2010 1523						
Ammonia as N	0.054	I V	mg/L	0.022	0.10	1.0	350.1
Analysis Batch: 280-46470	Date Analyzed: 12/21/2010 1535						
Total Alkalinity	66		mg/L	1.1	5.0	1.0	SM 2320B
Analysis Batch: 280-46311	Date Analyzed: 12/20/2010 1221						
Total Dissolved Solids	110		mg/L	4.7	10	1.0	SM 2540C
Analysis Batch: 280-46557	Date Analyzed: 12/22/2010 0923						

Analyte	Result	Qual	Units	RL	RL	Dil	Method
Color	5.0		PCU	5.0	5.0	1.0	SM 2120B
Analysis Batch: 280-45928	Date Analyzed: 12/17/2010 1051						

General Chemistry

Client Sample ID: **MW-1A**

Lab Sample ID: 280-10950-2 Date Sampled: 12/16/2010 1428
Client Matrix: Water Date Received: 12/17/2010 0930

Analyte	Result	Qual	Units	MDL	RL	Dil	Method
Chloride	13		mg/L	0.25	3.0	1.0	300.0
Analysis Batch: 280-46034	Date Analyzed: 12/17/2010 1540						
Nitrate as N	10		mg/L	0.21	2.5	5.0	300.0
Analysis Batch: 280-46033	Date Analyzed: 12/17/2010 2042						
Ammonia as N	0.043	I V	mg/L	0.022	0.10	1.0	350.1
Analysis Batch: 280-46470	Date Analyzed: 12/21/2010 1540						
Total Alkalinity	94		mg/L	1.1	5.0	1.0	SM 2320B
Analysis Batch: 280-46311	Date Analyzed: 12/20/2010 1237						
Total Dissolved Solids	220		mg/L	4.7	10	1.0	SM 2540C
Analysis Batch: 280-46557	Date Analyzed: 12/22/2010 0923						

Analyte	Result	Qual	Units	RL	RL	Dil	Method
Color	5.0	U	PCU	5.0	5.0	1.0	SM 2120B
Analysis Batch: 280-45928	Date Analyzed: 12/17/2010 1051						

General Chemistry

Client Sample ID: **MW-1B**

Lab Sample ID: 280-10950-3

Client Matrix: Water

Date Sampled: 12/16/2010 1359

Date Received: 12/17/2010 0930

Analyte	Result	Qual	Units	MDL	RL	Dil	Method
Chloride	6.5		mg/L	0.25	3.0	1.0	300.0
Analysis Batch: 280-46034	Date Analyzed: 12/17/2010 1557						
Nitrate as N	0.046	I	mg/L	0.042	0.50	1.0	300.0
Analysis Batch: 280-46033	Date Analyzed: 12/17/2010 1557						
Ammonia as N	0.045	I V	mg/L	0.022	0.10	1.0	350.1
Analysis Batch: 280-46470	Date Analyzed: 12/21/2010 1541						
Total Alkalinity	72		mg/L	1.1	5.0	1.0	SM 2320B
Analysis Batch: 280-46311	Date Analyzed: 12/20/2010 1245						
Total Dissolved Solids	110		mg/L	4.7	10	1.0	SM 2540C
Analysis Batch: 280-46557	Date Analyzed: 12/22/2010 0923						

Analyte	Result	Qual	Units	RL	RL	Dil	Method
Color	5.0	U	PCU	5.0	5.0	1.0	SM 2120B
Analysis Batch: 280-45928	Date Analyzed: 12/17/2010 1051						

General Chemistry

Client Sample ID: **MW-5A**

Lab Sample ID: 280-10950-4

Client Matrix: Water

Date Sampled: 12/16/2010 1326

Date Received: 12/17/2010 0930

Analyte	Result	Qual	Units	MDL	RL	Dil	Method
Chloride	2.9	I	mg/L	0.25	3.0	1.0	300.0
Analysis Batch: 280-46034	Date Analyzed: 12/17/2010 1614						
Nitrate as N	3.2		mg/L	0.042	0.50	1.0	300.0
Analysis Batch: 280-46033	Date Analyzed: 12/17/2010 1614						
Ammonia as N	0.043	I V	mg/L	0.022	0.10	1.0	350.1
Analysis Batch: 280-46470	Date Analyzed: 12/21/2010 1552						
Total Alkalinity	1.6	I	mg/L	1.1	5.0	1.0	SM 2320B
Analysis Batch: 280-46311	Date Analyzed: 12/20/2010 1251						
Total Dissolved Solids	46		mg/L	4.7	10	1.0	SM 2540C
Analysis Batch: 280-46557	Date Analyzed: 12/22/2010 0923						

Analyte	Result	Qual	Units	RL	RL	Dil	Method
Color	5.0	U	PCU	5.0	5.0	1.0	SM 2120B
Analysis Batch: 280-45928	Date Analyzed: 12/17/2010 1051						

General Chemistry

Client Sample ID: **MW-5B**

Lab Sample ID: 280-10950-5 Date Sampled: 12/16/2010 1257
Client Matrix: Water Date Received: 12/17/2010 0930

Analyte	Result	Qual	Units	MDL	RL	Dil	Method
Chloride	7.3		mg/L	0.25	3.0	1.0	300.0
Analysis Batch: 280-46034	Date Analyzed: 12/17/2010 1704						
Nitrate as N	0.64		mg/L	0.042	0.50	1.0	300.0
Analysis Batch: 280-46033	Date Analyzed: 12/17/2010 1704						
Ammonia as N	0.044	I V	mg/L	0.022	0.10	1.0	350.1
Analysis Batch: 280-46470	Date Analyzed: 12/21/2010 1553						
Total Alkalinity	83		mg/L	1.1	5.0	1.0	SM 2320B
Analysis Batch: 280-46311	Date Analyzed: 12/20/2010 1259						
Total Dissolved Solids	130		mg/L	4.7	10	1.0	SM 2540C
Analysis Batch: 280-46557	Date Analyzed: 12/22/2010 0923						

Analyte	Result	Qual	Units	RL	RL	Dil	Method
Color	5.0		PCU	5.0	5.0	1.0	SM 2120B
Analysis Batch: 280-45928	Date Analyzed: 12/17/2010 1051						

General Chemistry

Client Sample ID: **MW-4A**

Lab Sample ID: 280-10950-6 Date Sampled: 12/16/2010 1222
Client Matrix: Water Date Received: 12/17/2010 0930

Analyte	Result	Qual	Units	MDL	RL	Dil	Method
Chloride	2.5	I	mg/L	0.25	3.0	1.0	300.0
Analysis Batch: 280-46034	Date Analyzed: 12/17/2010 1721						
Nitrate as N	1.3		mg/L	0.042	0.50	1.0	300.0
Analysis Batch: 280-46033	Date Analyzed: 12/17/2010 1721						
Ammonia as N	0.045	I V	mg/L	0.022	0.10	1.0	350.1
Analysis Batch: 280-46470	Date Analyzed: 12/21/2010 1555						
Total Alkalinity	1.4	I	mg/L	1.1	5.0	1.0	SM 2320B
Analysis Batch: 280-46311	Date Analyzed: 12/20/2010 1307						
Total Dissolved Solids	37		mg/L	4.7	10	1.0	SM 2540C
Analysis Batch: 280-46557	Date Analyzed: 12/22/2010 0923						

Analyte	Result	Qual	Units	RL	RL	Dil	Method
Color	5.0	U	PCU	5.0	5.0	1.0	SM 2120B
Analysis Batch: 280-45928	Date Analyzed: 12/17/2010 1051						

General Chemistry

Client Sample ID: **MW-4B**

Lab Sample ID: 280-10950-7 Date Sampled: 12/16/2010 1152
Client Matrix: Water Date Received: 12/17/2010 0930

Analyte	Result	Qual	Units	MDL	RL	Dil	Method
Chloride	2.6	I	mg/L	0.25	3.0	1.0	300.0
Analysis Batch: 280-46034	Date Analyzed: 12/17/2010 1738						
Nitrate as N	2.6		mg/L	0.042	0.50	1.0	300.0
Analysis Batch: 280-46033	Date Analyzed: 12/17/2010 1738						
Ammonia as N	0.050	I V	mg/L	0.022	0.10	1.0	350.1
Analysis Batch: 280-46470	Date Analyzed: 12/21/2010 1556						
Total Alkalinity	4.1	I	mg/L	1.1	5.0	1.0	SM 2320B
Analysis Batch: 280-46311	Date Analyzed: 12/20/2010 1314						
Total Dissolved Solids	45		mg/L	4.7	10	1.0	SM 2540C
Analysis Batch: 280-46557	Date Analyzed: 12/22/2010 0923						

Analyte	Result	Qual	Units	RL	RL	Dil	Method
Color	5.0	U	PCU	5.0	5.0	1.0	SM 2120B
Analysis Batch: 280-45928	Date Analyzed: 12/17/2010 1051						

General Chemistry

Client Sample ID: **MW-2AR**

Lab Sample ID: 280-10950-8 Date Sampled: 12/16/2010 1503
Client Matrix: Water Date Received: 12/17/2010 0930

Analyte	Result	Qual	Units	MDL	RL	Dil	Method
Chloride	6.2		mg/L	0.25	3.0	1.0	300.0
Analysis Batch: 280-46034	Date Analyzed: 12/17/2010 1754						
Nitrate as N	1.6		mg/L	0.042	0.50	1.0	300.0
Analysis Batch: 280-46033	Date Analyzed: 12/17/2010 1754						
Ammonia as N	0.042	I V	mg/L	0.022	0.10	1.0	350.1
Analysis Batch: 280-46470	Date Analyzed: 12/21/2010 1558						
Total Alkalinity	1.1	U	mg/L	1.1	5.0	1.0	SM 2320B
Analysis Batch: 280-46311	Date Analyzed: 12/20/2010 1320						
Total Dissolved Solids	32		mg/L	4.7	10	1.0	SM 2540C
Analysis Batch: 280-46557	Date Analyzed: 12/22/2010 0923						

Analyte	Result	Qual	Units	RL	RL	Dil	Method
Color	5.0	U	PCU	5.0	5.0	1.0	SM 2120B
Analysis Batch: 280-45928	Date Analyzed: 12/17/2010 1051						

General Chemistry

Client Sample ID: **MW-FL3**

Lab Sample ID: 280-10950-9 Date Sampled: 12/16/2010 1432
Client Matrix: Water Date Received: 12/17/2010 0930

Analyte	Result	Qual	Units	MDL	RL	Dil	Method
Chloride	9.1		mg/L	0.25	3.0	1.0	300.0
Analysis Batch: 280-46034	Date Analyzed: 12/17/2010 1811						
Nitrate as N	0.042	U	mg/L	0.042	0.50	1.0	300.0
Analysis Batch: 280-46033	Date Analyzed: 12/17/2010 1811						
Ammonia as N	0.071	I V	mg/L	0.022	0.10	1.0	350.1
Analysis Batch: 280-46470	Date Analyzed: 12/21/2010 1616						
Total Alkalinity	110		mg/L	1.1	5.0	1.0	SM 2320B
Analysis Batch: 280-46311	Date Analyzed: 12/20/2010 1327						
Total Dissolved Solids	140		mg/L	4.7	10	1.0	SM 2540C
Analysis Batch: 280-46557	Date Analyzed: 12/22/2010 0923						

Analyte	Result	Qual	Units	RL	RL	Dil	Method
Color	5.0	U	PCU	5.0	5.0	1.0	SM 2120B
Analysis Batch: 280-45928	Date Analyzed: 12/17/2010 1051						

General Chemistry

Client Sample ID: **MW-7B**

Lab Sample ID: 280-10950-10

Client Matrix: Water

Date Sampled: 12/16/2010 1351

Date Received: 12/17/2010 0930

Analyte	Result	Qual	Units	MDL	RL	Dil	Method
Chloride	4.2		mg/L	0.25	3.0	1.0	300.0
Analysis Batch: 280-46034	Date Analyzed: 12/17/2010 1828						
Nitrate as N	0.042	U	mg/L	0.042	0.50	1.0	300.0
Analysis Batch: 280-46033	Date Analyzed: 12/17/2010 1828						
Ammonia as N	0.052	I V	mg/L	0.022	0.10	1.0	350.1
Analysis Batch: 280-46470	Date Analyzed: 12/21/2010 1643						
Total Alkalinity	72		mg/L	1.1	5.0	1.0	SM 2320B
Analysis Batch: 280-46311	Date Analyzed: 12/20/2010 1352						
Total Dissolved Solids	110		mg/L	4.7	10	1.0	SM 2540C
Analysis Batch: 280-46557	Date Analyzed: 12/22/2010 0923						

Analyte	Result	Qual	Units	RL	RL	Dil	Method
Color	5.0	U	PCU	5.0	5.0	1.0	SM 2120B
Analysis Batch: 280-45928	Date Analyzed: 12/17/2010 1051						

General Chemistry

Client Sample ID: **MW-7A**

Lab Sample ID: 280-10950-11 Date Sampled: 12/16/2010 1323
Client Matrix: Water Date Received: 12/17/2010 0930

Analyte	Result	Qual	Units	MDL	RL	Dil	Method
Chloride	11		mg/L	0.25	3.0	1.0	300.0
Analysis Batch: 280-46034	Date Analyzed: 12/17/2010 2059						
Nitrate as N	13		mg/L	0.21	2.5	5.0	300.0
Analysis Batch: 280-46033	Date Analyzed: 12/18/2010 0942						
Ammonia as N	0.042	I V	mg/L	0.022	0.10	1.0	350.1
Analysis Batch: 280-46470	Date Analyzed: 12/21/2010 1647						
Total Alkalinity	66		mg/L	1.1	5.0	1.0	SM 2320B
Analysis Batch: 280-46311	Date Analyzed: 12/20/2010 1359						
Total Dissolved Solids	200		mg/L	4.7	10	1.0	SM 2540C
Analysis Batch: 280-46557	Date Analyzed: 12/22/2010 0923						

Analyte	Result	Qual	Units	RL	RL	Dil	Method
Color	5.0	U	PCU	5.0	5.0	1.0	SM 2120B
Analysis Batch: 280-45928	Date Analyzed: 12/17/2010 1051						

General Chemistry

Client Sample ID: **MW-3B**

Lab Sample ID: 280-10950-12 Date Sampled: 12/16/2010 1223
Client Matrix: Water Date Received: 12/17/2010 0930

Analyte	Result	Qual	Units	MDL	RL	Dil	Method
Chloride	2.7	I	mg/L	0.25	3.0	1.0	300.0
Analysis Batch: 280-46034	Date Analyzed: 12/17/2010 1902						
Nitrate as N	2.2		mg/L	0.042	0.50	1.0	300.0
Analysis Batch: 280-46033	Date Analyzed: 12/17/2010 1902						
Ammonia as N	0.050	I V	mg/L	0.022	0.10	1.0	350.1
Analysis Batch: 280-46470	Date Analyzed: 12/21/2010 1649						
Total Alkalinity	52		mg/L	1.1	5.0	1.0	SM 2320B
Analysis Batch: 280-46311	Date Analyzed: 12/20/2010 1407						
Total Dissolved Solids	87		mg/L	4.7	10	1.0	SM 2540C
Analysis Batch: 280-46557	Date Analyzed: 12/22/2010 0923						

Analyte	Result	Qual	Units	RL	RL	Dil	Method
Color	5.0	U	PCU	5.0	5.0	1.0	SM 2120B
Analysis Batch: 280-45928	Date Analyzed: 12/17/2010 1051						

General Chemistry

Client Sample ID: **MW-3A**

Lab Sample ID: 280-10950-13 Date Sampled: 12/16/2010 1148
Client Matrix: Water Date Received: 12/17/2010 0930

Analyte	Result	Qual	Units	MDL	RL	Dil	Method
Chloride	3.3		mg/L	0.25	3.0	1.0	300.0
Analysis Batch: 280-46034	Date Analyzed: 12/17/2010 1918						
Nitrate as N	2.7		mg/L	0.042	0.50	1.0	300.0
Analysis Batch: 280-46033	Date Analyzed: 12/17/2010 1918						
Ammonia as N	0.051	I V	mg/L	0.022	0.10	1.0	350.1
Analysis Batch: 280-46470	Date Analyzed: 12/21/2010 1650						
Total Alkalinity	16		mg/L	1.1	5.0	1.0	SM 2320B
Analysis Batch: 280-46311	Date Analyzed: 12/20/2010 1415						
Total Dissolved Solids	56		mg/L	4.7	10	1.0	SM 2540C
Analysis Batch: 280-46557	Date Analyzed: 12/22/2010 0923						

Analyte	Result	Qual	Units	RL	RL	Dil	Method
Color	5.0	U	PCU	5.0	5.0	1.0	SM 2120B
Analysis Batch: 280-45928	Date Analyzed: 12/17/2010 1051						

General Chemistry

Client Sample ID: **MW-FL1**

Lab Sample ID: 280-10950-14 Date Sampled: 12/16/2010 1255
Client Matrix: Water Date Received: 12/17/2010 0930

Analyte	Result	Qual	Units	MDL	RL	Dil	Method
Chloride	9.0		mg/L	0.25	3.0	1.0	300.0
Analysis Batch: 280-46034	Date Analyzed: 12/17/2010 1935						
Nitrate as N	1.6		mg/L	0.042	0.50	1.0	300.0
Analysis Batch: 280-46033	Date Analyzed: 12/17/2010 1935						
Ammonia as N	0.047	I V	mg/L	0.022	0.10	1.0	350.1
Analysis Batch: 280-46470	Date Analyzed: 12/21/2010 1652						
Total Alkalinity	94		mg/L	1.1	5.0	1.0	SM 2320B
Analysis Batch: 280-46311	Date Analyzed: 12/20/2010 1423						
Total Dissolved Solids	120		mg/L	4.7	10	1.0	SM 2540C
Analysis Batch: 280-46557	Date Analyzed: 12/22/2010 0923						

Analyte	Result	Qual	Units	RL	RL	Dil	Method
Color	5.0	U	PCU	5.0	5.0	1.0	SM 2120B
Analysis Batch: 280-45928	Date Analyzed: 12/17/2010 1051						

General Chemistry

Client Sample ID: **L-1**

Lab Sample ID: 280-11010-1 Date Sampled: 12/17/2010 1000
Client Matrix: Water Date Received: 12/18/2010 1200

Analyte	Result	Qual	Units	MDL	RL	Dil	Method
Chloride	280		mg/L	2.5	30	10	300.0
Analysis Batch: 280-46481	Date Analyzed: 12/18/2010 1935						
Nitrate as N	0.042	U	mg/L	0.042	0.50	1.0	300.0
Analysis Batch: 280-46480	Date Analyzed: 12/18/2010 1507						
Ammonia as N	27	V	mg/L	0.088	0.40	4.0	350.1
Analysis Batch: 280-46688	Date Analyzed: 12/22/2010 1608						
Chemical Oxygen Demand (COD)	250		mg/L	8.1	40	2.0	410.4
Analysis Batch: 280-47082	Date Analyzed: 12/28/2010 1803						
Total Cyanide	0.0028	I	mg/L	0.0020	0.010	1.0	9012A
Analysis Batch: 280-46629	Date Analyzed: 12/22/2010 1319						
Prep Batch: 280-46536	Date Prepared: 12/22/2010 0832						
Total Sulfide	0.79	U	mg/L	0.79	4.0	1.0	9034
Analysis Batch: 280-46851	Date Analyzed: 12/23/2010 1421						
Prep Batch: 280-46798	Date Prepared: 12/23/2010 1154						
Total Alkalinity	760		mg/L	1.1	5.0	1.0	SM 2320B
Analysis Batch: 280-46492	Date Analyzed: 12/21/2010 1506						
Total Dissolved Solids	1100	V	mg/L	4.7	10	1.0	SM 2540C
Analysis Batch: 280-46746	Date Analyzed: 12/23/2010 0750						
Biochemical Oxygen Demand	18		mg/L	1.5	12	5.0	SM5210B
Analysis Batch: 280-45997	Date Analyzed: 12/18/2010 1400						

General Chemistry

Client Sample ID: **MW-8R**

Lab Sample ID: 280-11013-1 Date Sampled: 12/17/2010 0730
Client Matrix: Water Date Received: 12/18/2010 1409

Analyte	Result	Qual	Units	MDL	RL	Dil	Method
Chloride	4.5		mg/L	0.25	3.0	1.0	300.0
Analysis Batch: 280-46481	Date Analyzed: 12/18/2010 1631						
Nitrate as N	1.2		mg/L	0.042	0.50	1.0	300.0
Analysis Batch: 280-46480	Date Analyzed: 12/18/2010 1631						
Ammonia as N	0.066	I V	mg/L	0.022	0.10	1.0	350.1
Analysis Batch: 280-46688	Date Analyzed: 12/22/2010 1310						
Total Alkalinity	91		mg/L	1.1	5.0	1.0	SM 2320B
Analysis Batch: 280-46492	Date Analyzed: 12/21/2010 1630						
Total Dissolved Solids	120		mg/L	4.7	10	1.0	SM 2540C
Analysis Batch: 280-46749	Date Analyzed: 12/23/2010 0802						

Analyte	Result	Qual	Units	RL	RL	Dil	Method
Color	5.0	U	PCU	5.0	5.0	1.0	SM 2120B
Analysis Batch: 280-46078	Date Analyzed: 12/18/2010 1440						

General Chemistry

Client Sample ID: **MW-FL2R**

Lab Sample ID: 280-11013-2 Date Sampled: 12/17/2010 0829
Client Matrix: Water Date Received: 12/18/2010 1409

Analyte	Result	Qual	Units	MDL	RL	Dil	Method
Chloride	11		mg/L	0.25	3.0	1.0	300.0
Analysis Batch: 280-46481	Date Analyzed: 12/18/2010 1738						
Nitrate as N	0.40	I	mg/L	0.042	0.50	1.0	300.0
Analysis Batch: 280-46480	Date Analyzed: 12/18/2010 1738						
Ammonia as N	0.073	I V	mg/L	0.022	0.10	1.0	350.1
Analysis Batch: 280-46688	Date Analyzed: 12/22/2010 1410						
Total Alkalinity	120		mg/L	1.1	5.0	1.0	SM 2320B
Analysis Batch: 280-46492	Date Analyzed: 12/21/2010 1648						
Total Dissolved Solids	220		mg/L	4.7	10	1.0	SM 2540C
Analysis Batch: 280-46749	Date Analyzed: 12/23/2010 0802						

Analyte	Result	Qual	Units	RL	RL	Dil	Method
Color	5.0	U	PCU	5.0	5.0	1.0	SM 2120B
Analysis Batch: 280-46078	Date Analyzed: 12/18/2010 1440						

General Chemistry

Client Sample ID: **MW-6AR**

Lab Sample ID: 280-11013-3

Client Matrix: Water

Date Sampled: 12/17/2010 0907

Date Received: 12/18/2010 1409

Analyte	Result	Qual	Units	MDL	RL	Dil	Method
Chloride	15		mg/L	0.25	3.0	1.0	300.0
Analysis Batch: 280-46481	Date Analyzed: 12/18/2010 1828						
Nitrate as N	11		mg/L	0.21	2.5	5.0	300.0
Analysis Batch: 280-46480	Date Analyzed: 12/18/2010 2257						
Ammonia as N	0.057	I V	mg/L	0.022	0.10	1.0	350.1
Analysis Batch: 280-46688	Date Analyzed: 12/22/2010 1424						
Total Alkalinity	13		mg/L	1.1	5.0	1.0	SM 2320B
Analysis Batch: 280-46492	Date Analyzed: 12/21/2010 1655						
Total Dissolved Solids	120		mg/L	4.7	10	1.0	SM 2540C
Analysis Batch: 280-46749	Date Analyzed: 12/23/2010 0802						

Analyte	Result	Qual	Units	RL	RL	Dil	Method
Color	5.0	U	PCU	5.0	5.0	1.0	SM 2120B
Analysis Batch: 280-46078	Date Analyzed: 12/18/2010 1440						

General Chemistry

Client Sample ID: **MW-6BR**

Lab Sample ID: 280-11013-4

Client Matrix: Water

Date Sampled: 12/17/2010 0938

Date Received: 12/18/2010 1409

Analyte	Result	Qual	Units	MDL	RL	Dil	Method
Chloride	18		mg/L	0.25	3.0	1.0	300.0
Analysis Batch: 280-46481	Date Analyzed: 12/18/2010 1845						
Nitrate as N	3.8		mg/L	0.042	0.50	1.0	300.0
Analysis Batch: 280-46480	Date Analyzed: 12/18/2010 1845						
Ammonia as N	0.061	I V	mg/L	0.022	0.10	1.0	350.1
Analysis Batch: 280-46688	Date Analyzed: 12/22/2010 1425						
Total Alkalinity	98		mg/L	1.1	5.0	1.0	SM 2320B
Analysis Batch: 280-46492	Date Analyzed: 12/21/2010 1704						
Total Dissolved Solids	150		mg/L	4.7	10	1.0	SM 2540C
Analysis Batch: 280-46749	Date Analyzed: 12/23/2010 0802						

Analyte	Result	Qual	Units	RL	RL	Dil	Method
Color	10		PCU	5.0	5.0	1.0	SM 2120B
Analysis Batch: 280-46078	Date Analyzed: 12/18/2010 1440						

General Chemistry

Client Sample ID: **Field Blank**

Lab Sample ID: 280-11013-5FB

Client Matrix: Water

Date Sampled: 12/17/2010 1030

Date Received: 12/18/2010 1409

Analyte	Result	Qual	Units	MDL	RL	Dil	Method
Chloride	0.25	U	mg/L	0.25	3.0	1.0	300.0
Analysis Batch: 280-46481	Date Analyzed: 12/18/2010 1902						
Nitrate as N	0.042	U	mg/L	0.042	0.50	1.0	300.0
Analysis Batch: 280-46480	Date Analyzed: 12/18/2010 1902						
Ammonia as N	0.064	I V	mg/L	0.022	0.10	1.0	350.1
Analysis Batch: 280-46688	Date Analyzed: 12/22/2010 1427						
Total Alkalinity	1.2	I	mg/L	1.1	5.0	1.0	SM 2320B
Analysis Batch: 280-46492	Date Analyzed: 12/21/2010 1711						
Total Dissolved Solids	10		mg/L	4.7	10	1.0	SM 2540C
Analysis Batch: 280-46749	Date Analyzed: 12/23/2010 0802						

Analyte	Result	Qual	Units	RL	RL	Dil	Method
Color	5.0	U	PCU	5.0	5.0	1.0	SM 2120B
Analysis Batch: 280-46078	Date Analyzed: 12/18/2010 1440						

General Chemistry

Client Sample ID: **Equipment Blank**

Lab Sample ID: 280-11013-6EB Date Sampled: 12/17/2010 1045
Client Matrix: Water Date Received: 12/18/2010 1409

Analyte	Result	Qual	Units	MDL	RL	Dil	Method
Chloride	0.25	U	mg/L	0.25	3.0	1.0	300.0
Analysis Batch: 280-46481	Date Analyzed: 12/18/2010 1919						
Nitrate as N	0.042	U	mg/L	0.042	0.50	1.0	300.0
Analysis Batch: 280-46480	Date Analyzed: 12/18/2010 1919						
Ammonia as N	0.062	I V	mg/L	0.022	0.10	1.0	350.1
Analysis Batch: 280-46688	Date Analyzed: 12/22/2010 1428						
Total Alkalinity	1.1	U	mg/L	1.1	5.0	1.0	SM 2320B
Analysis Batch: 280-46492	Date Analyzed: 12/21/2010 1719						
Total Dissolved Solids	5.0	I	mg/L	4.7	10	1.0	SM 2540C
Analysis Batch: 280-46749	Date Analyzed: 12/23/2010 0802						

Analyte	Result	Qual	Units	RL	RL	Dil	Method
Color	5.0	U	PCU	5.0	5.0	1.0	SM 2120B
Analysis Batch: 280-46078	Date Analyzed: 12/18/2010 1440						

Field Service / Mobile Lab

Client Sample ID: **MW-2B**

Lab Sample ID: 280-10950-1

Client Matrix: Water

Date Sampled: 12/16/2010 1502

Date Received: 12/17/2010 0930

Analyte	Result	Qual	Units	Dil	Method	Analysis Batch	Date Analyzed Date Prepared
Groundwater Elevation	50.08		ft/msl	1.0	Field Sampling	280-47114	12/16/2010 1502
Field pH	7.50		SU	1.0	Field Sampling	280-47114	12/16/2010 1502
Field Conductivity	152		umhos/cm	1.0	Field Sampling	280-47114	12/16/2010 1502
Field Temperature	23.5		Degrees C	1.0	Field Sampling	280-47114	12/16/2010 1502
Field Turbidity	13.89		NTU	1.0	Field Sampling	280-47114	12/16/2010 1502
Field Dissolved Oxygen	0.4		mg/L	1.0	Field Sampling	280-47114	12/16/2010 1502

Field Service / Mobile Lab

Client Sample ID: **MW-1A**

Lab Sample ID: 280-10950-2

Client Matrix: Water

Date Sampled: 12/16/2010 1428

Date Received: 12/17/2010 0930

Analyte	Result	Qual	Units	Dil	Method	Analysis Batch	Date Analyzed Date Prepared
Groundwater Elevation	46.13		ft/msl	1.0	Field Sampling	280-47114	12/16/2010 1428
Field pH	7.52		SU	1.0	Field Sampling	280-47114	12/16/2010 1428
Field Conductivity	357		umhos/cm	1.0	Field Sampling	280-47114	12/16/2010 1428
Field Temperature	22.3		Degrees C	1.0	Field Sampling	280-47114	12/16/2010 1428
Field Turbidity	0.97		NTU	1.0	Field Sampling	280-47114	12/16/2010 1428
Field Dissolved Oxygen	2.6		mg/L	1.0	Field Sampling	280-47114	12/16/2010 1428

Field Service / Mobile Lab

Client Sample ID: **MW-1B**

Lab Sample ID: 280-10950-3

Client Matrix: Water

Date Sampled: 12/16/2010 1359

Date Received: 12/17/2010 0930

Analyte	Result	Qual	Units	Dil	Method	Analysis Batch	Date Analyzed Date Prepared
Groundwater Elevation	53.16		ft/msl	1.0	Field Sampling	280-47114	12/16/2010 1359
Field pH	7.49		SU	1.0	Field Sampling	280-47114	12/16/2010 1359
Field Conductivity	178		umhos/cm	1.0	Field Sampling	280-47114	12/16/2010 1359
Field Temperature	22.8		Degrees C	1.0	Field Sampling	280-47114	12/16/2010 1359
Field Turbidity	1.52		NTU	1.0	Field Sampling	280-47114	12/16/2010 1359
Field Dissolved Oxygen	0.5		mg/L	1.0	Field Sampling	280-47114	12/16/2010 1359

Field Service / Mobile Lab

Client Sample ID: **MW-5A**

Lab Sample ID: 280-10950-4

Client Matrix: Water

Date Sampled: 12/16/2010 1326

Date Received: 12/17/2010 0930

Analyte	Result	Qual	Units	Dil	Method	Analysis Batch	Date Analyzed Date Prepared
Groundwater Elevation	51.44		ft/msl	1.0	Field Sampling	280-47114	12/16/2010 1326
Field pH	4.72		SU	1.0	Field Sampling	280-47114	12/16/2010 1326
Field Conductivity	71		umhos/cm	1.0	Field Sampling	280-47114	12/16/2010 1326
Field Temperature	25.3		Degrees C	1.0	Field Sampling	280-47114	12/16/2010 1326
Field Turbidity	3.50		NTU	1.0	Field Sampling	280-47114	12/16/2010 1326
Field Dissolved Oxygen	2.0		mg/L	1.0	Field Sampling	280-47114	12/16/2010 1326

Field Service / Mobile Lab

Client Sample ID: **MW-5B**

Lab Sample ID: 280-10950-5

Client Matrix: Water

Date Sampled: 12/16/2010 1257

Date Received: 12/17/2010 0930

Analyte	Result	Qual	Units	Dil	Method	Analysis Batch	Date Analyzed Date Prepared
Groundwater Elevation	50.02		ft/msl	1.0	Field Sampling	280-47114	12/16/2010 1257
Field pH	7.71		SU	1.0	Field Sampling	280-47114	12/16/2010 1257
Field Conductivity	212		umhos/cm	1.0	Field Sampling	280-47114	12/16/2010 1257
Field Temperature	24.5		Degrees C	1.0	Field Sampling	280-47114	12/16/2010 1257
Field Turbidity	2.15		NTU	1.0	Field Sampling	280-47114	12/16/2010 1257
Field Dissolved Oxygen	0.3		mg/L	1.0	Field Sampling	280-47114	12/16/2010 1257

Field Service / Mobile Lab

Client Sample ID: **MW-4A**

Lab Sample ID: 280-10950-6

Client Matrix: Water

Date Sampled: 12/16/2010 1222

Date Received: 12/17/2010 0930

Analyte	Result	Qual	Units	Dil	Method	Analysis Batch	Date Analyzed Date Prepared
Groundwater Elevation	50.73		ft/msl	1.0	Field Sampling	280-47114	12/16/2010 1222
Field pH	5.14		SU	1.0	Field Sampling	280-47114	12/16/2010 1222
Field Conductivity	67		umhos/cm	1.0	Field Sampling	280-47114	12/16/2010 1222
Field Temperature	24.9		Degrees C	1.0	Field Sampling	280-47114	12/16/2010 1222
Field Turbidity	3.45		NTU	1.0	Field Sampling	280-47114	12/16/2010 1222
Field Dissolved Oxygen	1.1		mg/L	1.0	Field Sampling	280-47114	12/16/2010 1222

Field Service / Mobile Lab

Client Sample ID: **MW-4B**

Lab Sample ID: 280-10950-7

Client Matrix: Water

Date Sampled: 12/16/2010 1152

Date Received: 12/17/2010 0930

Analyte	Result	Qual	Units	Dil	Method	Analysis Batch	Date Analyzed Date Prepared
Groundwater Elevation	51.73		ft/msl	1.0	Field Sampling	280-47114	12/16/2010 1152
Field pH	5.44		SU	1.0	Field Sampling	280-47114	12/16/2010 1152
Field Conductivity	47		umhos/cm	1.0	Field Sampling	280-47114	12/16/2010 1152
Field Temperature	24.6		Degrees C	1.0	Field Sampling	280-47114	12/16/2010 1152
Field Turbidity	9.76		NTU	1.0	Field Sampling	280-47114	12/16/2010 1152
Field Dissolved Oxygen	0.8		mg/L	1.0	Field Sampling	280-47114	12/16/2010 1152

Field Service / Mobile Lab

Client Sample ID: **MW-2AR**

Lab Sample ID: 280-10950-8

Client Matrix: Water

Date Sampled: 12/16/2010 1503

Date Received: 12/17/2010 0930

Analyte	Result	Qual	Units	Dil	Method	Analysis Batch	Date Analyzed Date Prepared
Groundwater Elevation	51.61		ft/msl	1.0	Field Sampling	280-47114	12/16/2010 1503
Field pH	5.06		SU	1.0	Field Sampling	280-47114	12/16/2010 1503
Field Conductivity	44		umhos/cm	1.0	Field Sampling	280-47114	12/16/2010 1503
Field Temperature	22.7		Degrees C	1.0	Field Sampling	280-47114	12/16/2010 1503
Field Turbidity	1.90		NTU	1.0	Field Sampling	280-47114	12/16/2010 1503
Field Dissolved Oxygen	2.7		mg/L	1.0	Field Sampling	280-47114	12/16/2010 1503

Field Service / Mobile Lab

Client Sample ID: **MW-FL3**

Lab Sample ID: 280-10950-9

Client Matrix: Water

Date Sampled: 12/16/2010 1432

Date Received: 12/17/2010 0930

Analyte	Result	Qual	Units	Dil	Method	Analysis Batch	Date Analyzed Date Prepared
Groundwater Elevation	49.98		ft/msl	1.0	Field Sampling	280-47114	12/16/2010 1432
Field pH	7.46		SU	1.0	Field Sampling	280-47114	12/16/2010 1432
Field Conductivity	252		umhos/cm	1.0	Field Sampling	280-47114	12/16/2010 1432
Field Temperature	23.3		Degrees C	1.0	Field Sampling	280-47114	12/16/2010 1432
Field Turbidity	1.97		NTU	1.0	Field Sampling	280-47114	12/16/2010 1432
Field Dissolved Oxygen	0.0		mg/L	1.0	Field Sampling	280-47114	12/16/2010 1432

Field Service / Mobile Lab

Client Sample ID: **MW-7B**

Lab Sample ID: 280-10950-10

Client Matrix: Water

Date Sampled: 12/16/2010 1351

Date Received: 12/17/2010 0930

Analyte	Result	Qual	Units	Dil	Method	Analysis Batch	Date Analyzed Date Prepared
Groundwater Elevation	51.63		ft/msl	1.0	Field Sampling	280-47114	12/16/2010 1351
Field pH	7.58		SU	1.0	Field Sampling	280-47114	12/16/2010 1351
Field Conductivity	156		umhos/cm	1.0	Field Sampling	280-47114	12/16/2010 1351
Field Temperature	22.9		Degrees C	1.0	Field Sampling	280-47114	12/16/2010 1351
Field Turbidity	2.30		NTU	1.0	Field Sampling	280-47114	12/16/2010 1351
Field Dissolved Oxygen	1.9		mg/L	1.0	Field Sampling	280-47114	12/16/2010 1351

Field Service / Mobile Lab

Client Sample ID: **MW-7A**

Lab Sample ID: 280-10950-11

Client Matrix: Water

Date Sampled: 12/16/2010 1323

Date Received: 12/17/2010 0930

Analyte	Result	Qual	Units	Dil	Method	Analysis Batch	Date Analyzed Date Prepared
Groundwater Elevation	64.63		ft/msl	1.0	Field Sampling	280-47114	12/16/2010 1323
Field pH	7.08		SU	1.0	Field Sampling	280-47114	12/16/2010 1323
Field Conductivity	304		umhos/cm	1.0	Field Sampling	280-47114	12/16/2010 1323
Field Temperature	25.0		Degrees C	1.0	Field Sampling	280-47114	12/16/2010 1323
Field Turbidity	1.66		NTU	1.0	Field Sampling	280-47114	12/16/2010 1323
Field Dissolved Oxygen	2.4		mg/L	1.0	Field Sampling	280-47114	12/16/2010 1323

Field Service / Mobile Lab

Client Sample ID: **MW-3B**

Lab Sample ID: 280-10950-12

Client Matrix: Water

Date Sampled: 12/16/2010 1223

Date Received: 12/17/2010 0930

Analyte	Result	Qual	Units	Dil	Method	Analysis Batch	Date Analyzed Date Prepared
Groundwater Elevation	50.28		ft/msl	1.0	Field Sampling	280-47114	12/16/2010 1223
Field pH	6.37		SU	1.0	Field Sampling	280-47114	12/16/2010 1223
Field Conductivity	122		umhos/cm	1.0	Field Sampling	280-47114	12/16/2010 1223
Field Temperature	23.9		Degrees C	1.0	Field Sampling	280-47114	12/16/2010 1223
Field Turbidity	3.11		NTU	1.0	Field Sampling	280-47114	12/16/2010 1223
Field Dissolved Oxygen	2.1		mg/L	1.0	Field Sampling	280-47114	12/16/2010 1223

Field Service / Mobile Lab

Client Sample ID: **MW-3A**

Lab Sample ID: 280-10950-13

Client Matrix: Water

Date Sampled: 12/16/2010 1148

Date Received: 12/17/2010 0930

Analyte	Result	Qual	Units	Dil	Method	Analysis Batch	Date Analyzed Date Prepared
Field pH	6.26		SU	1.0	Field Sampling	280-47114	12/16/2010 1148
Field Conductivity	85		umhos/cm	1.0	Field Sampling	280-47114	12/16/2010 1148
Field Temperature	23.8		Degrees C	1.0	Field Sampling	280-47114	12/16/2010 1148
Field Turbidity	2.80		NTU	1.0	Field Sampling	280-47114	12/16/2010 1148
Field Dissolved Oxygen	2.8		mg/L	1.0	Field Sampling	280-47114	12/16/2010 1148

Field Service / Mobile Lab

Client Sample ID: **MW-FL1**

Lab Sample ID: 280-10950-14

Client Matrix: Water

Date Sampled: 12/16/2010 1255

Date Received: 12/17/2010 0930

Analyte	Result	Qual	Units	Dil	Method	Analysis Batch	Date Analyzed Date Prepared
Groundwater Elevation	50.28		ft/msl	1.0	Field Sampling	280-47114	12/16/2010 1255
Field pH	7.56		SU	1.0	Field Sampling	280-47114	12/16/2010 1255
Field Conductivity	255		umhos/cm	1.0	Field Sampling	280-47114	12/16/2010 1255
Field Temperature	23.7		Degrees C	1.0	Field Sampling	280-47114	12/16/2010 1255
Field Turbidity	8.6		NTU	1.0	Field Sampling	280-47114	12/16/2010 1255
Field Dissolved Oxygen	2.4		mg/L	1.0	Field Sampling	280-47114	12/16/2010 1255

Field Service / Mobile Lab

Client Sample ID: **L-1**

Lab Sample ID: 280-11010-1

Client Matrix: Water

Date Sampled: 12/17/2010 1000

Date Received: 12/18/2010 1200

Analyte	Result	Qual	Units	Dil	Method	Analysis Batch	Date Analyzed Date Prepared
Field pH	6.23		SU	1.0	Field Sampling	280-47114	12/16/2010 1000
Field Conductivity	1860		umhos/cm	1.0	Field Sampling	280-47114	12/16/2010 1000
Field Temperature	23.0		Degrees C	1.0	Field Sampling	280-47114	12/16/2010 1000
Field Turbidity	53.2		NTU	1.0	Field Sampling	280-47114	12/16/2010 1000
Field Dissolved Oxygen	0.3		mg/L	1.0	Field Sampling	280-47114	12/16/2010 1000

Field Service / Mobile Lab

Client Sample ID: **MW-8R**

Lab Sample ID: 280-11013-1

Client Matrix: Water

Date Sampled: 12/17/2010 0730

Date Received: 12/18/2010 1409

Analyte	Result	Qual	Units	Dil	Method	Analysis Batch	Date Analyzed Date Prepared
Groundwater Elevation	51.77		ft/msl	1.0	Field Sampling	280-47114	12/17/2010 0730
Field pH	7.02		SU	1.0	Field Sampling	280-47114	12/17/2010 0730
Field Conductivity	216		umhos/cm	1.0	Field Sampling	280-47114	12/17/2010 0730
Field Temperature	20.7		Degrees C	1.0	Field Sampling	280-47114	12/17/2010 0730
Field Turbidity	2.51		NTU	1.0	Field Sampling	280-47114	12/17/2010 0730
Field Dissolved Oxygen	4.1		mg/L	1.0	Field Sampling	280-47114	12/17/2010 0730

Field Service / Mobile Lab

Client Sample ID: **MW-FL2R**

Lab Sample ID: 280-11013-2

Client Matrix: Water

Date Sampled: 12/17/2010 0829

Date Received: 12/18/2010 1409

Analyte	Result	Qual	Units	Dil	Method	Analysis Batch	Date Analyzed Date Prepared
Groundwater Elevation	53.16		ft/msl	1.0	Field Sampling	280-47114	12/17/2010 0829
Field pH	11.64		SU	1.0	Field Sampling	280-47114	12/17/2010 0829
Field Conductivity	574		umhos/cm	1.0	Field Sampling	280-47114	12/17/2010 0829
Field Temperature	21.9		Degrees C	1.0	Field Sampling	280-47114	12/17/2010 0829
Field Turbidity	2.23		NTU	1.0	Field Sampling	280-47114	12/17/2010 0829
Field Dissolved Oxygen	1.7		mg/L	1.0	Field Sampling	280-47114	12/17/2010 0829

Field Service / Mobile Lab

Client Sample ID: **MW-6AR**

Lab Sample ID: 280-11013-3

Client Matrix: Water

Date Sampled: 12/17/2010 0907

Date Received: 12/18/2010 1409

Analyte	Result	Qual	Units	Dil	Method	Analysis Batch	Date Analyzed Date Prepared
Groundwater Elevation	50.14		ft/msl	1.0	Field Sampling	280-47114	12/17/2010 0907
Field pH	5.70		SU	1.0	Field Sampling	280-47114	12/17/2010 0907
Field Conductivity	182		umhos/cm	1.0	Field Sampling	280-47114	12/17/2010 0907
Field Temperature	23.3		Degrees C	1.0	Field Sampling	280-47114	12/17/2010 0907
Field Turbidity	0.48		NTU	1.0	Field Sampling	280-47114	12/17/2010 0907
Field Dissolved Oxygen	1.7		mg/L	1.0	Field Sampling	280-47114	12/17/2010 0907

Field Service / Mobile Lab

Client Sample ID: **MW-6BR**

Lab Sample ID: 280-11013-4

Client Matrix: Water

Date Sampled: 12/17/2010 0938

Date Received: 12/18/2010 1409

Analyte	Result	Qual	Units	Dil	Method	Analysis Batch	Date Analyzed Date Prepared
Groundwater Elevation	51.09		ft/msl	1.0	Field Sampling	280-47114	12/17/2010 0938
Field pH	8.17		SU	1.0	Field Sampling	280-47114	12/17/2010 0938
Field Conductivity	277		umhos/cm	1.0	Field Sampling	280-47114	12/17/2010 0938
Field Temperature	23.1		Degrees C	1.0	Field Sampling	280-47114	12/17/2010 0938
Field Turbidity	0.72		NTU	1.0	Field Sampling	280-47114	12/17/2010 0938
Field Dissolved Oxygen	3.8		mg/L	1.0	Field Sampling	280-47114	12/17/2010 0938

Field Service / Mobile Lab

Client Sample ID: **Field Blank**

Lab Sample ID: 280-11013-5FB

Client Matrix: Water

Date Sampled: 12/17/2010 1030

Date Received: 12/18/2010 1409

Analyte	Result	Qual	Units	Dil	Method	Analysis Batch	Date Analyzed Date Prepared
Field pH	6.81		SU	1.0	Field Sampling	280-47114	12/17/2010 1030
Field Conductivity	3		umhos/cm	1.0	Field Sampling	280-47114	12/17/2010 1030
Field Temperature	23.8		Degrees C	1.0	Field Sampling	280-47114	12/17/2010 1030
Field Turbidity	0.0		NTU	1.0	Field Sampling	280-47114	12/17/2010 1030
Field Dissolved Oxygen	5.1		mg/L	1.0	Field Sampling	280-47114	12/17/2010 1030

Field Service / Mobile Lab

Client Sample ID: **Equipment Blank**

Lab Sample ID: 280-11013-6EB

Client Matrix: Water

Date Sampled: 12/17/2010 1045

Date Received: 12/18/2010 1409

Analyte	Result	Qual	Units	Dil	Method	Analysis Batch	Date Analyzed Date Prepared
Field pH	6.73		SU	1.0	Field Sampling	280-47114	12/17/2010 1045
Field Conductivity	2		umhos/cm	1.0	Field Sampling	280-47114	12/17/2010 1045
Field Temperature	24.0		Degrees C	1.0	Field Sampling	280-47114	12/17/2010 1045
Field Turbidity	0.0		NTU	1.0	Field Sampling	280-47114	12/17/2010 1045
Field Dissolved Oxygen	4.9		mg/L	1.0	Field Sampling	280-47114	12/17/2010 1045

DATA REPORTING QUALIFIERS

Client: Waste Management

Job Number: 280-10950-1

Lab Section	Qualifier	Description
GC/MS VOA		
	J3	Estimated value; value may not be accurate. Spike recovery or RPD outside of criteria.
	J1	Estimated value; value may not be accurate. Surrogate recovery outside of criteria.
	U	Indicates that the compound was analyzed for but not detected.
	V	Indicates the analyte was detected in both the sample and the associated method blank.
	I	The reported value is between the laboratory method detection limit and the laboratory practical quantitation limit.
GC/MS Semi VOA		
	J3	Estimated value; value may not be accurate. Spike recovery or RPD outside of criteria.
	U	Indicates that the compound was analyzed for but not detected.
	D1	Surrogate or matrix spike recoveries were not obtained because the extract was diluted for analysis
	I	The reported value is between the laboratory method detection limit and the laboratory practical quantitation limit.
GC Semi VOA		
	U	Indicates that the compound was analyzed for but not detected.
	I	The reported value is between the laboratory method detection limit and the laboratory practical quantitation limit.

DATA REPORTING QUALIFIERS

Client: Waste Management

Job Number: 280-10950-1

Lab Section	Qualifier	Description
Metals		
	J3	Estimated value; value may not be accurate. Spike recovery or RPD outside of criteria.
	U	Indicates that the compound was analyzed for but not detected.
	V	Indicates the analyte was detected in both the sample and the associated method blank.
	I	The reported value is between the laboratory method detection limit and the laboratory practical quantitation limit.
General Chemistry		
	J3	Estimated value; value may not be accurate. Spike recovery or RPD outside of criteria.
	U	Indicates that the compound was analyzed for but not detected.
	V	Indicates the analyte was detected in both the sample and the associated method blank.
	L	Off-scale high. Actual value is known to be greater than the value given.
	I	The reported value is between the laboratory method detection limit and the laboratory practical quantitation limit.

QUALITY CONTROL RESULTS

Client: Waste Management

Job Number: 280-10950-1

QC Association Summary

Lab Sample ID	Client Sample ID	Report Basis	Client Matrix	Method	Prep Batch
GC/MS VOA					
Analysis Batch:280-46994					
LCS 280-46994/29	Lab Control Sample	T	Water	8260B	
MB 280-46994/4	Method Blank	T	Water	8260B	
280-10827-B-1 MS	Matrix Spike	T	Water	8260B	
280-10827-B-1 MSD	Matrix Spike Duplicate	T	Water	8260B	
280-10950-15TB	TRIP BLANK	T	Water	8260B	
Analysis Batch:280-47022					
LCS 280-47022/4	Lab Control Sample	T	Water	8260B	
MB 280-47022/8	Method Blank	T	Water	8260B	
280-10933-E-2 MS	Matrix Spike	T	Water	8260B	
280-10933-E-2 MSD	Matrix Spike Duplicate	T	Water	8260B	
280-10950-1	MW-2B	T	Water	8260B	
280-10950-2	MW-1A	T	Water	8260B	
280-10950-3	MW-1B	T	Water	8260B	
280-10950-4	MW-5A	T	Water	8260B	
280-10950-5	MW-5B	T	Water	8260B	
280-10950-6	MW-4A	T	Water	8260B	
280-10950-7	MW-4B	T	Water	8260B	
280-10950-8	MW-2AR	T	Water	8260B	
280-10950-9	MW-FL3	T	Water	8260B	
280-10950-10	MW-7B	T	Water	8260B	
280-10950-11	MW-7A	T	Water	8260B	
280-10950-12	MW-3B	T	Water	8260B	
280-10950-13	MW-3A	T	Water	8260B	
Analysis Batch:280-47171					
LCS 280-47171/5	Lab Control Sample	T	Water	8260B	
MB 280-47171/6	Method Blank	T	Water	8260B	
280-10950-14	MW-FL1	T	Water	8260B	
280-10966-G-1 MS	Matrix Spike	T	Water	8260B	
280-10966-G-1 MSD	Matrix Spike Duplicate	T	Water	8260B	
Analysis Batch:280-47283					
LCS 280-47283/5	Lab Control Sample	T	Water	8260B	
MB 280-47283/6	Method Blank	T	Water	8260B	
280-11013-1	MW-8R	T	Water	8260B	
280-11013-2	MW-FL2R	T	Water	8260B	
280-11013-3	MW-6AR	T	Water	8260B	
280-11013-4	MW-6BR	T	Water	8260B	
280-11013-5FB	Field Blank	T	Water	8260B	
280-11013-6EB	Equipment Blank	T	Water	8260B	
280-11013-7TB	TRIP BLANK2	T	Water	8260B	
280-11021-E-2 MS	Matrix Spike	T	Water	8260B	
280-11021-E-2 MSD	Matrix Spike Duplicate	T	Water	8260B	

Client: Waste Management

Job Number: 280-10950-1

QC Association Summary

Lab Sample ID	Client Sample ID	Report Basis	Client Matrix	Method	Prep Batch
GC/MS VOA					
Analysis Batch:280-47295					
LCS 280-47295/9	Lab Control Sample	T	Water	8260B	
MB 280-47295/4	Method Blank	T	Water	8260B	
280-11010-1	L-1	T	Water	8260B	
280-11010-2TB	TRIP BLANK1	T	Water	8260B	
280-11036-B-1 MS	Matrix Spike	T	Water	8260B	
280-11036-B-1 MSD	Matrix Spike Duplicate	T	Water	8260B	

Report Basis
T = Total

GC/MS Semi VOA					
Prep Batch: 280-46181					
LCS 280-46181/2-A	Lab Control Sample	T	Water	3520C	
LCSD 280-46181/3-A	Lab Control Sample Duplicate	T	Water	3520C	
MB 280-46181/1-A	Method Blank	T	Water	3520C	
280-11010-1	L-1	T	Water	3520C	
Analysis Batch:280-47395					
LCS 280-46181/2-A	Lab Control Sample	T	Water	8270C	280-46181
LCSD 280-46181/3-A	Lab Control Sample Duplicate	T	Water	8270C	280-46181
MB 280-46181/1-A	Method Blank	T	Water	8270C	280-46181
280-11010-1	L-1	T	Water	8270C	280-46181

Report Basis
T = Total

Client: Waste Management

Job Number: 280-10950-1

QC Association Summary

Lab Sample ID	Client Sample ID	Report Basis	Client Matrix	Method	Prep Batch
GC Semi VOA					
Prep Batch: 280-46067					
LCS 280-46067/2-A	Lab Control Sample	T	Water	3510C	
LCS 280-46067/4-A	Lab Control Sample	T	Water	3510C	
LCSD 280-46067/5-A	Lab Control Sample Duplicate	T	Water	3510C	
MB 280-46067/1-A	Method Blank	T	Water	3510C	
280-11010-1	L-1	T	Water	3510C	
Prep Batch: 280-46363					
LCS 280-46363/2-A	Lab Control Sample	T	Water	8151A	
LCSD 280-46363/3-A	Lab Control Sample Duplicate	T	Water	8151A	
MB 280-46363/1-A	Method Blank	T	Water	8151A	
280-11010-1	L-1	T	Water	8151A	
Analysis Batch:280-47061					
LCS 280-46363/2-A	Lab Control Sample	T	Water	8151A	280-46363
LCSD 280-46363/3-A	Lab Control Sample Duplicate	T	Water	8151A	280-46363
MB 280-46363/1-A	Method Blank	T	Water	8151A	280-46363
Prep Batch: 280-47084					
LCS 280-47084/1-A	Lab Control Sample	T	Water	504.1	
LCSD 280-47084/2-A	Lab Control Sample Duplicate	T	Water	504.1	
LLCS 280-47084/3-A	Low Level Control Sample	T	Water	504.1	
MB 280-47084/4-A	Method Blank	T	Water	504.1	
280-10950-5	MW-5B	T	Water	504.1	
280-10950-6	MW-4A	T	Water	504.1	
280-10950-7	MW-4B	T	Water	504.1	
280-10950-8	MW-2AR	T	Water	504.1	
280-10950-9	MW-FL3	T	Water	504.1	
280-10950-10	MW-7B	T	Water	504.1	
280-10950-11	MW-7A	T	Water	504.1	
280-10950-12	MW-3B	T	Water	504.1	
280-10950-13	MW-3A	T	Water	504.1	
280-10950-14	MW-FL1	T	Water	504.1	
Analysis Batch:280-47181					
LCS 280-46067/2-A	Lab Control Sample	T	Water	8081A	280-46067
MB 280-46067/1-A	Method Blank	T	Water	8081A	280-46067
280-11010-1	L-1	T	Water	8081A	280-46067

Client: Waste Management

Job Number: 280-10950-1

QC Association Summary

Lab Sample ID	Client Sample ID	Report Basis	Client Matrix	Method	Prep Batch
GC Semi VOA					
Prep Batch: 280-47269					
LCS 280-47269/1-A	Lab Control Sample	T	Water	504.1	
LCSD 280-47269/2-A	Lab Control Sample Duplicate	T	Water	504.1	
LLCS 280-47269/3-A	Low Level Control Sample	T	Water	504.1	
MB 280-47269/4-A	Method Blank	T	Water	504.1	
280-10950-1	MW-2B	T	Water	504.1	
280-10950-2	MW-1A	T	Water	504.1	
280-10950-3	MW-1B	T	Water	504.1	
280-10950-4	MW-5A	T	Water	504.1	
Prep Batch: 280-47273					
LCS 280-47273/1-A	Lab Control Sample	T	Water	504.1	
LCSD 280-47273/2-A	Lab Control Sample Duplicate	T	Water	504.1	
LLCS 280-47273/3-A	Low Level Control Sample	T	Water	504.1	
MB 280-47273/4-A	Method Blank	T	Water	504.1	
280-11010-1	L-1	T	Water	504.1	
280-11013-1	MW-8R	T	Water	504.1	
280-11013-2	MW-FL2R	T	Water	504.1	
280-11013-3	MW-6AR	T	Water	504.1	
280-11013-4	MW-6BR	T	Water	504.1	
280-11013-5FB	Field Blank	T	Water	504.1	
280-11013-6EB	Equipment Blank	T	Water	504.1	
Analysis Batch:280-47386					
280-11010-1	L-1	T	Water	8151A	280-46363
Analysis Batch:280-47434					
LCS 280-46067/4-A	Lab Control Sample	T	Water	8082	280-46067
LCSD 280-46067/5-A	Lab Control Sample Duplicate	T	Water	8082	280-46067
MB 280-46067/1-A	Method Blank	T	Water	8082	280-46067
280-11010-1	L-1	T	Water	8082	280-46067

Client: Waste Management

Job Number: 280-10950-1

QC Association Summary

Lab Sample ID	Client Sample ID	Report Basis	Client Matrix	Method	Prep Batch
GC Semi VOA					
Analysis Batch:280-47580					
LCS 280-47084/1-A	Lab Control Sample	T	Water	504.1	280-47084
LCSD 280-47084/2-A	Lab Control Sample Duplicate	T	Water	504.1	280-47084
LLCS 280-47084/3-A	Low Level Control Sample	T	Water	504.1	280-47084
MB 280-47084/4-A	Method Blank	T	Water	504.1	280-47084
280-10950-5	MW-5B	T	Water	504.1	280-47084
280-10950-6	MW-4A	T	Water	504.1	280-47084
280-10950-7	MW-4B	T	Water	504.1	280-47084
280-10950-8	MW-2AR	T	Water	504.1	280-47084
280-10950-9	MW-FL3	T	Water	504.1	280-47084
280-10950-10	MW-7B	T	Water	504.1	280-47084
280-10950-11	MW-7A	T	Water	504.1	280-47084
280-10950-12	MW-3B	T	Water	504.1	280-47084
280-10950-13	MW-3A	T	Water	504.1	280-47084
280-10950-14	MW-FL1	T	Water	504.1	280-47084
Analysis Batch:280-47584					
LCS 280-47269/1-A	Lab Control Sample	T	Water	504.1	280-47269
LCSD 280-47269/2-A	Lab Control Sample Duplicate	T	Water	504.1	280-47269
LLCS 280-47269/3-A	Low Level Control Sample	T	Water	504.1	280-47269
MB 280-47269/4-A	Method Blank	T	Water	504.1	280-47269
280-10950-1	MW-2B	T	Water	504.1	280-47269
280-10950-2	MW-1A	T	Water	504.1	280-47269
280-10950-3	MW-1B	T	Water	504.1	280-47269
280-10950-4	MW-5A	T	Water	504.1	280-47269
Analysis Batch:280-47591					
LCS 280-47273/1-A	Lab Control Sample	T	Water	504.1	280-47273
LCSD 280-47273/2-A	Lab Control Sample Duplicate	T	Water	504.1	280-47273
LLCS 280-47273/3-A	Low Level Control Sample	T	Water	504.1	280-47273
MB 280-47273/4-A	Method Blank	T	Water	504.1	280-47273
280-11010-1	L-1	T	Water	504.1	280-47273
280-11013-1	MW-8R	T	Water	504.1	280-47273
280-11013-2	MW-FL2R	T	Water	504.1	280-47273
280-11013-3	MW-6AR	T	Water	504.1	280-47273
280-11013-4	MW-6BR	T	Water	504.1	280-47273
280-11013-5FB	Field Blank	T	Water	504.1	280-47273
280-11013-6EB	Equipment Blank	T	Water	504.1	280-47273

Report Basis

T = Total

Client: Waste Management

Job Number: 280-10950-1

QC Association Summary

Lab Sample ID	Client Sample ID	Report Basis	Client Matrix	Method	Prep Batch
Metals					
Prep Batch: 280-45902					
LCS 280-45902/2-A	Lab Control Sample	T	Water	7470A	
MB 280-45902/1-A	Method Blank	T	Water	7470A	
280-10908-G-1-B MS	Matrix Spike	T	Water	7470A	
280-10908-G-1-C MSD	Matrix Spike Duplicate	T	Water	7470A	
280-10950-1	MW-2B	T	Water	7470A	
280-10950-2	MW-1A	T	Water	7470A	
280-10950-3	MW-1B	T	Water	7470A	
280-10950-4	MW-5A	T	Water	7470A	
280-10950-5	MW-5B	T	Water	7470A	
280-10950-6	MW-4A	T	Water	7470A	
280-10950-7	MW-4B	T	Water	7470A	
280-10950-8	MW-2AR	T	Water	7470A	
Prep Batch: 280-45905					
LCS 280-45905/2-A	Lab Control Sample	T	Water	7470A	
MB 280-45905/1-A	Method Blank	T	Water	7470A	
280-10950-9	MW-FL3	T	Water	7470A	
280-10950-9MS	Matrix Spike	T	Water	7470A	
280-10950-9MSD	Matrix Spike Duplicate	T	Water	7470A	
280-10950-10	MW-7B	T	Water	7470A	
280-10950-11	MW-7A	T	Water	7470A	
280-10950-12	MW-3B	T	Water	7470A	
280-10950-13	MW-3A	T	Water	7470A	
280-10950-14	MW-FL1	T	Water	7470A	
Prep Batch: 280-45914					
LCS 280-45914/2-A	Lab Control Sample	R	Water	3005A	
MB 280-45914/1-A	Method Blank	R	Water	3005A	
280-10930-B-1-D MS	Matrix Spike	R	Water	3005A	
280-10930-B-1-E MSD	Matrix Spike Duplicate	R	Water	3005A	
280-10950-1	MW-2B	R	Water	3005A	
280-10950-2	MW-1A	R	Water	3005A	
280-10950-3	MW-1B	R	Water	3005A	
280-10950-4	MW-5A	R	Water	3005A	
280-10950-5	MW-5B	R	Water	3005A	
280-10950-6	MW-4A	R	Water	3005A	
280-10950-7	MW-4B	R	Water	3005A	
280-10950-8	MW-2AR	R	Water	3005A	
280-10950-9	MW-FL3	R	Water	3005A	
280-10950-10	MW-7B	R	Water	3005A	
280-10950-11	MW-7A	R	Water	3005A	
280-10950-12	MW-3B	R	Water	3005A	
280-10950-13	MW-3A	R	Water	3005A	
280-10950-14	MW-FL1	R	Water	3005A	

Client: Waste Management

Job Number: 280-10950-1

QC Association Summary

Lab Sample ID	Client Sample ID	Report Basis	Client Matrix	Method	Prep Batch
Metals					
Prep Batch: 280-45915					
LCS 280-45915/2-A	Lab Control Sample	R	Water	3005A	
MB 280-45915/1-A	Method Blank	R	Water	3005A	
280-10950-1	MW-2B	R	Water	3005A	
280-10950-1MS	Matrix Spike	R	Water	3005A	
280-10950-1MSD	Matrix Spike Duplicate	R	Water	3005A	
280-10950-2	MW-1A	R	Water	3005A	
280-10950-3	MW-1B	R	Water	3005A	
280-10950-4	MW-5A	R	Water	3005A	
280-10950-5	MW-5B	R	Water	3005A	
280-10950-6	MW-4A	R	Water	3005A	
280-10950-7	MW-4B	R	Water	3005A	
280-10950-8	MW-2AR	R	Water	3005A	
280-10950-9	MW-FL3	R	Water	3005A	
280-10950-10	MW-7B	R	Water	3005A	
280-10950-11	MW-7A	R	Water	3005A	
280-10950-12	MW-3B	R	Water	3005A	
280-10950-13	MW-3A	R	Water	3005A	
280-10950-14	MW-FL1	R	Water	3005A	
Prep Batch: 280-46059					
LCS 280-46059/2-A	Lab Control Sample	R	Water	3005A	
MB 280-46059/1-A	Method Blank	R	Water	3005A	
280-11010-1	L-1	R	Water	3005A	
280-11013-1	MW-8R	R	Water	3005A	
280-11013-1MS	Matrix Spike	R	Water	3005A	
280-11013-1MSD	Matrix Spike Duplicate	R	Water	3005A	
280-11013-2	MW-FL2R	R	Water	3005A	
280-11013-3	MW-6AR	R	Water	3005A	
280-11013-4	MW-6BR	R	Water	3005A	
280-11013-5FB	Field Blank	R	Water	3005A	
280-11013-6EB	Equipment Blank	R	Water	3005A	
Prep Batch: 280-46060					
LCS 280-46060/2-A	Lab Control Sample	R	Water	3005A	
MB 280-46060/1-A	Method Blank	R	Water	3005A	
280-11010-1	L-1	R	Water	3005A	
280-11018-C-1-B MS	Matrix Spike	R	Water	3005A	
280-11018-C-1-C MSD	Matrix Spike Duplicate	R	Water	3005A	
Prep Batch: 280-46066					
LCS 280-46066/2-A	Lab Control Sample	T	Water	7470A	
MB 280-46066/1-A	Method Blank	T	Water	7470A	
280-11010-1	L-1	T	Water	7470A	
280-11018-D-2-B MS	Matrix Spike	T	Water	7470A	
280-11018-D-2-C MSD	Matrix Spike Duplicate	T	Water	7470A	

Client: Waste Management

Job Number: 280-10950-1

QC Association Summary

Lab Sample ID	Client Sample ID	Report Basis	Client Matrix	Method	Prep Batch
Metals					
Prep Batch: 280-46316					
LCS 280-46316/2-A	Lab Control Sample	R	Water	3005A	
MB 280-46316/1-A	Method Blank	R	Water	3005A	
280-11013-1	MW-8R	R	Water	3005A	
280-11013-1MS	Matrix Spike	R	Water	3005A	
280-11013-1MSD	Matrix Spike Duplicate	R	Water	3005A	
280-11013-2	MW-FL2R	R	Water	3005A	
280-11013-3	MW-6AR	R	Water	3005A	
280-11013-4	MW-6BR	R	Water	3005A	
280-11013-5FB	Field Blank	R	Water	3005A	
280-11013-6EB	Equipment Blank	R	Water	3005A	
Prep Batch: 280-46317					
LCS 280-46317/2-A	Lab Control Sample	R	Water	3005A	
MB 280-46317/1-A	Method Blank	R	Water	3005A	
280-11013-1	MW-8R	R	Water	3005A	
280-11013-2	MW-FL2R	R	Water	3005A	
280-11013-2MS	Matrix Spike	R	Water	3005A	
280-11013-2MSD	Matrix Spike Duplicate	R	Water	3005A	
280-11013-3	MW-6AR	R	Water	3005A	
280-11013-4	MW-6BR	R	Water	3005A	
280-11013-5FB	Field Blank	R	Water	3005A	
280-11013-6EB	Equipment Blank	R	Water	3005A	

Client: Waste Management

Job Number: 280-10950-1

QC Association Summary

Lab Sample ID	Client Sample ID	Report Basis	Client Matrix	Method	Prep Batch
Metals					
Analysis Batch:280-46417					
LCS 280-45902/2-A	Lab Control Sample	T	Water	7470A	280-45902
MB 280-45902/1-A	Method Blank	T	Water	7470A	280-45902
LCS 280-45905/2-A	Lab Control Sample	T	Water	7470A	280-45905
MB 280-45905/1-A	Method Blank	T	Water	7470A	280-45905
LCS 280-46066/2-A	Lab Control Sample	T	Water	7470A	280-46066
MB 280-46066/1-A	Method Blank	T	Water	7470A	280-46066
280-10908-G-1-B MS	Matrix Spike	T	Water	7470A	280-45902
280-10908-G-1-C MSD	Matrix Spike Duplicate	T	Water	7470A	280-45902
280-10950-1	MW-2B	T	Water	7470A	280-45902
280-10950-2	MW-1A	T	Water	7470A	280-45902
280-10950-3	MW-1B	T	Water	7470A	280-45902
280-10950-4	MW-5A	T	Water	7470A	280-45902
280-10950-5	MW-5B	T	Water	7470A	280-45902
280-10950-6	MW-4A	T	Water	7470A	280-45902
280-10950-7	MW-4B	T	Water	7470A	280-45902
280-10950-8	MW-2AR	T	Water	7470A	280-45902
280-10950-9	MW-FL3	T	Water	7470A	280-45905
280-10950-9MS	Matrix Spike	T	Water	7470A	280-45905
280-10950-9MSD	Matrix Spike Duplicate	T	Water	7470A	280-45905
280-10950-10	MW-7B	T	Water	7470A	280-45905
280-10950-11	MW-7A	T	Water	7470A	280-45905
280-10950-12	MW-3B	T	Water	7470A	280-45905
280-10950-13	MW-3A	T	Water	7470A	280-45905
280-10950-14	MW-FL1	T	Water	7470A	280-45905
280-11010-1	L-1	T	Water	7470A	280-46066
280-11018-D-2-B MS	Matrix Spike	T	Water	7470A	280-46066
280-11018-D-2-C MSD	Matrix Spike Duplicate	T	Water	7470A	280-46066
Prep Batch: 280-46450					
LCS 280-46450/2-A	Lab Control Sample	T	Water	7470A	
MB 280-46450/1-A	Method Blank	T	Water	7470A	
280-11003-A-15-C MS	Matrix Spike	T	Water	7470A	
280-11003-A-15-D MSD	Matrix Spike Duplicate	T	Water	7470A	
280-11013-1	MW-8R	T	Water	7470A	
280-11013-2	MW-FL2R	T	Water	7470A	
280-11013-3	MW-6AR	T	Water	7470A	
280-11013-4	MW-6BR	T	Water	7470A	
280-11013-5FB	Field Blank	T	Water	7470A	
280-11013-6EB	Equipment Blank	T	Water	7470A	

Client: Waste Management

Job Number: 280-10950-1

QC Association Summary

Lab Sample ID	Client Sample ID	Report Basis	Client Matrix	Method	Prep Batch
Metals					
Analysis Batch:280-46726					
LCS 280-46450/2-A	Lab Control Sample	T	Water	7470A	280-46450
MB 280-46450/1-A	Method Blank	T	Water	7470A	280-46450
280-11003-A-15-C MS	Matrix Spike	T	Water	7470A	280-46450
280-11003-A-15-D MSD	Matrix Spike Duplicate	T	Water	7470A	280-46450
280-11013-1	MW-8R	T	Water	7470A	280-46450
280-11013-2	MW-FL2R	T	Water	7470A	280-46450
280-11013-3	MW-6AR	T	Water	7470A	280-46450
280-11013-4	MW-6BR	T	Water	7470A	280-46450
280-11013-5FB	Field Blank	T	Water	7470A	280-46450
280-11013-6EB	Equipment Blank	T	Water	7470A	280-46450
Analysis Batch:280-46733					
LCS 280-46316/2-A	Lab Control Sample	R	Water	6010B	280-46316
MB 280-46316/1-A	Method Blank	R	Water	6010B	280-46316
280-11013-1	MW-8R	R	Water	6010B	280-46316
280-11013-1MS	Matrix Spike	R	Water	6010B	280-46316
280-11013-1MSD	Matrix Spike Duplicate	R	Water	6010B	280-46316
280-11013-2	MW-FL2R	R	Water	6010B	280-46316
280-11013-3	MW-6AR	R	Water	6010B	280-46316
280-11013-4	MW-6BR	R	Water	6010B	280-46316
280-11013-5FB	Field Blank	R	Water	6010B	280-46316
280-11013-6EB	Equipment Blank	R	Water	6010B	280-46316
Analysis Batch:280-46758					
LCS 280-45915/2-A	Lab Control Sample	R	Water	6010B	280-45915
MB 280-45915/1-A	Method Blank	R	Water	6010B	280-45915
280-10950-1	MW-2B	R	Water	6010B	280-45915
280-10950-1MS	Matrix Spike	R	Water	6010B	280-45915
280-10950-1MSD	Matrix Spike Duplicate	R	Water	6010B	280-45915
280-10950-2	MW-1A	R	Water	6010B	280-45915
280-10950-3	MW-1B	R	Water	6010B	280-45915
280-10950-4	MW-5A	R	Water	6010B	280-45915
280-10950-5	MW-5B	R	Water	6010B	280-45915
280-10950-6	MW-4A	R	Water	6010B	280-45915
280-10950-7	MW-4B	R	Water	6010B	280-45915
280-10950-8	MW-2AR	R	Water	6010B	280-45915
280-10950-9	MW-FL3	R	Water	6010B	280-45915
280-10950-10	MW-7B	R	Water	6010B	280-45915
280-10950-11	MW-7A	R	Water	6010B	280-45915
280-10950-12	MW-3B	R	Water	6010B	280-45915
280-10950-13	MW-3A	R	Water	6010B	280-45915
280-10950-14	MW-FL1	R	Water	6010B	280-45915

Client: Waste Management

Job Number: 280-10950-1

QC Association Summary

Lab Sample ID	Client Sample ID	Report Basis	Client Matrix	Method	Prep Batch
Metals					
Analysis Batch:280-46774					
LCS 280-45914/2-A	Lab Control Sample	R	Water	6020	280-45914
MB 280-45914/1-A	Method Blank	R	Water	6020	280-45914
LCS 280-46060/2-A	Lab Control Sample	R	Water	6020	280-46060
MB 280-46060/1-A	Method Blank	R	Water	6020	280-46060
280-10930-B-1-D MS	Matrix Spike	R	Water	6020	280-45914
280-10930-B-1-E MSD	Matrix Spike Duplicate	R	Water	6020	280-45914
280-10950-1	MW-2B	R	Water	6020	280-45914
280-10950-2	MW-1A	R	Water	6020	280-45914
280-10950-3	MW-1B	R	Water	6020	280-45914
280-10950-4	MW-5A	R	Water	6020	280-45914
280-10950-5	MW-5B	R	Water	6020	280-45914
280-10950-6	MW-4A	R	Water	6020	280-45914
280-10950-7	MW-4B	R	Water	6020	280-45914
280-10950-8	MW-2AR	R	Water	6020	280-45914
280-10950-9	MW-FL3	R	Water	6020	280-45914
280-10950-10	MW-7B	R	Water	6020	280-45914
280-10950-11	MW-7A	R	Water	6020	280-45914
280-10950-12	MW-3B	R	Water	6020	280-45914
280-10950-13	MW-3A	R	Water	6020	280-45914
280-10950-14	MW-FL1	R	Water	6020	280-45914
280-11010-1	L-1	R	Water	6020	280-46060
280-11018-C-1-B MS	Matrix Spike	R	Water	6020	280-46060
280-11018-C-1-C MSD	Matrix Spike Duplicate	R	Water	6020	280-46060
Analysis Batch:280-46917					
LCS 280-46317/2-A	Lab Control Sample	R	Water	6020	280-46317
MB 280-46317/1-A	Method Blank	R	Water	6020	280-46317
280-11013-1	MW-8R	R	Water	6020	280-46317
280-11013-2	MW-FL2R	R	Water	6020	280-46317
280-11013-2MS	Matrix Spike	R	Water	6020	280-46317
280-11013-2MSD	Matrix Spike Duplicate	R	Water	6020	280-46317
280-11013-3	MW-6AR	R	Water	6020	280-46317
280-11013-4	MW-6BR	R	Water	6020	280-46317
280-11013-5FB	Field Blank	R	Water	6020	280-46317
280-11013-6EB	Equipment Blank	R	Water	6020	280-46317

Client: Waste Management

Job Number: 280-10950-1

QC Association Summary

Lab Sample ID	Client Sample ID	Report Basis	Client Matrix	Method	Prep Batch
Metals					
Analysis Batch:280-47121					
LCS 280-46059/2-A	Lab Control Sample	R	Water	6010B	280-46059
MB 280-46059/1-A	Method Blank	R	Water	6010B	280-46059
280-11010-1	L-1	R	Water	6010B	280-46059
280-11013-1	MW-8R	R	Water	6010B	280-46059
280-11013-1MS	Matrix Spike	R	Water	6010B	280-46059
280-11013-1MSD	Matrix Spike Duplicate	R	Water	6010B	280-46059
280-11013-2	MW-FL2R	R	Water	6010B	280-46059
280-11013-3	MW-6AR	R	Water	6010B	280-46059
280-11013-4	MW-6BR	R	Water	6010B	280-46059
280-11013-5FB	Field Blank	R	Water	6010B	280-46059
280-11013-6EB	Equipment Blank	R	Water	6010B	280-46059

Report Basis
R = Total Recoverable
T = Total

Field Service / Mobile Lab				
Analysis Batch:280-47114				
280-10950-1	MW-2B	T	Water	Field Sampling
280-10950-2	MW-1A	T	Water	Field Sampling
280-10950-3	MW-1B	T	Water	Field Sampling
280-10950-4	MW-5A	T	Water	Field Sampling
280-10950-5	MW-5B	T	Water	Field Sampling
280-10950-6	MW-4A	T	Water	Field Sampling
280-10950-7	MW-4B	T	Water	Field Sampling
280-10950-8	MW-2AR	T	Water	Field Sampling
280-10950-9	MW-FL3	T	Water	Field Sampling
280-10950-10	MW-7B	T	Water	Field Sampling
280-10950-11	MW-7A	T	Water	Field Sampling
280-10950-12	MW-3B	T	Water	Field Sampling
280-10950-13	MW-3A	T	Water	Field Sampling
280-10950-14	MW-FL1	T	Water	Field Sampling
280-11010-1	L-1	T	Water	Field Sampling
280-11013-1	MW-8R	T	Water	Field Sampling
280-11013-2	MW-FL2R	T	Water	Field Sampling
280-11013-3	MW-6AR	T	Water	Field Sampling
280-11013-4	MW-6BR	T	Water	Field Sampling
280-11013-5FB	Field Blank	T	Water	Field Sampling
280-11013-6EB	Equipment Blank	T	Water	Field Sampling

Report Basis
T = Total

Client: Waste Management

Job Number: 280-10950-1

QC Association Summary

Lab Sample ID	Client Sample ID	Report Basis	Client Matrix	Method	Prep Batch
General Chemistry					
Analysis Batch:280-45928					
MB 280-45928/1	Method Blank	T	Water	SM 2120B	
280-10950-1	MW-2B	T	Water	SM 2120B	
280-10950-2	MW-1A	T	Water	SM 2120B	
280-10950-3	MW-1B	T	Water	SM 2120B	
280-10950-4	MW-5A	T	Water	SM 2120B	
280-10950-5	MW-5B	T	Water	SM 2120B	
280-10950-6	MW-4A	T	Water	SM 2120B	
280-10950-7	MW-4B	T	Water	SM 2120B	
280-10950-8	MW-2AR	T	Water	SM 2120B	
280-10950-9	MW-FL3	T	Water	SM 2120B	
280-10950-10	MW-7B	T	Water	SM 2120B	
280-10950-11	MW-7A	T	Water	SM 2120B	
280-10950-12	MW-3B	T	Water	SM 2120B	
280-10950-13	MW-3A	T	Water	SM 2120B	
280-10950-14	MW-FL1	T	Water	SM 2120B	
280-10954-A-1 DU	Duplicate	T	Water	SM 2120B	
Analysis Batch:280-45997					
LCS 280-45997/3	Lab Control Sample	T	Water	SM5210B	
LCSD 280-45997/5	Lab Control Sample Duplicate	T	Water	SM5210B	
MB 280-45997/6	Method Blank	T	Water	SM5210B	
280-11010-1	L-1	T	Water	SM5210B	
280-11010-1DU	Duplicate	T	Water	SM5210B	
Analysis Batch:280-46033					
LCS 280-46033/4	Lab Control Sample	T	Water	300.0	
LCSD 280-46033/5	Lab Control Sample Duplicate	T	Water	300.0	
MB 280-46033/6	Method Blank	T	Water	300.0	
280-10950-1	MW-2B	T	Water	300.0	
280-10950-2	MW-1A	T	Water	300.0	
280-10950-3	MW-1B	T	Water	300.0	
280-10950-4	MW-5A	T	Water	300.0	
280-10950-5	MW-5B	T	Water	300.0	
280-10950-6	MW-4A	T	Water	300.0	
280-10950-7	MW-4B	T	Water	300.0	
280-10950-8	MW-2AR	T	Water	300.0	
280-10950-9	MW-FL3	T	Water	300.0	
280-10950-10	MW-7B	T	Water	300.0	
280-10950-11	MW-7A	T	Water	300.0	
280-10950-12	MW-3B	T	Water	300.0	
280-10950-13	MW-3A	T	Water	300.0	
280-10950-14	MW-FL1	T	Water	300.0	
280-10957-G-1 DU	Duplicate	T	Water	300.0	
280-10957-G-1 MS	Matrix Spike	T	Water	300.0	
280-10957-G-1 MSD	Matrix Spike Duplicate	T	Water	300.0	

Client: Waste Management

Job Number: 280-10950-1

QC Association Summary

Lab Sample ID	Client Sample ID	Report Basis	Client Matrix	Method	Prep Batch
General Chemistry					
Analysis Batch:280-46034					
LCS 280-46034/4	Lab Control Sample	T	Water	300.0	
LCSD 280-46034/5	Lab Control Sample Duplicate	T	Water	300.0	
MB 280-46034/6	Method Blank	T	Water	300.0	
280-10950-1	MW-2B	T	Water	300.0	
280-10950-2	MW-1A	T	Water	300.0	
280-10950-3	MW-1B	T	Water	300.0	
280-10950-4	MW-5A	T	Water	300.0	
280-10950-5	MW-5B	T	Water	300.0	
280-10950-6	MW-4A	T	Water	300.0	
280-10950-7	MW-4B	T	Water	300.0	
280-10950-8	MW-2AR	T	Water	300.0	
280-10950-9	MW-FL3	T	Water	300.0	
280-10950-10	MW-7B	T	Water	300.0	
280-10950-11	MW-7A	T	Water	300.0	
280-10950-12	MW-3B	T	Water	300.0	
280-10950-13	MW-3A	T	Water	300.0	
280-10950-14	MW-FL1	T	Water	300.0	
280-10957-G-1 DU	Duplicate	T	Water	300.0	
280-10957-G-1 MS	Matrix Spike	T	Water	300.0	
280-10957-G-1 MSD	Matrix Spike Duplicate	T	Water	300.0	
Analysis Batch:280-46078					
MB 280-46078/1	Method Blank	T	Water	SM 2120B	
280-11013-1	MW-8R	T	Water	SM 2120B	
280-11013-1DU	Duplicate	T	Water	SM 2120B	
280-11013-2	MW-FL2R	T	Water	SM 2120B	
280-11013-3	MW-6AR	T	Water	SM 2120B	
280-11013-4	MW-6BR	T	Water	SM 2120B	
280-11013-5FB	Field Blank	T	Water	SM 2120B	
280-11013-6EB	Equipment Blank	T	Water	SM 2120B	

Client: Waste Management

Job Number: 280-10950-1

QC Association Summary

Lab Sample ID	Client Sample ID	Report Basis	Client Matrix	Method	Prep Batch
General Chemistry					
Analysis Batch:280-46311					
LCS 280-46311/4	Lab Control Sample	T	Water	SM 2320B	
LCSD 280-46311/5	Lab Control Sample Duplicate	T	Water	SM 2320B	
MB 280-46311/6	Method Blank	T	Water	SM 2320B	
280-10950-1	MW-2B	T	Water	SM 2320B	
280-10950-1DU	Duplicate	T	Water	SM 2320B	
280-10950-2	MW-1A	T	Water	SM 2320B	
280-10950-3	MW-1B	T	Water	SM 2320B	
280-10950-4	MW-5A	T	Water	SM 2320B	
280-10950-5	MW-5B	T	Water	SM 2320B	
280-10950-6	MW-4A	T	Water	SM 2320B	
280-10950-7	MW-4B	T	Water	SM 2320B	
280-10950-8	MW-2AR	T	Water	SM 2320B	
280-10950-9	MW-FL3	T	Water	SM 2320B	
280-10950-10	MW-7B	T	Water	SM 2320B	
280-10950-11	MW-7A	T	Water	SM 2320B	
280-10950-12	MW-3B	T	Water	SM 2320B	
280-10950-13	MW-3A	T	Water	SM 2320B	
280-10950-14	MW-FL1	T	Water	SM 2320B	
Analysis Batch:280-46470					
LCS 280-46470/164	Lab Control Sample	T	Water	350.1	
LCS 280-46470/203	Lab Control Sample	T	Water	350.1	
LCSD 280-46470/165	Lab Control Sample Duplicate	T	Water	350.1	
LCSD 280-46470/204	Lab Control Sample Duplicate	T	Water	350.1	
MB 280-46470/163	Method Blank	T	Water	350.1	
MB 280-46470/202	Method Blank	T	Water	350.1	
280-10950-1	MW-2B	T	Water	350.1	
280-10950-1MS	Matrix Spike	T	Water	350.1	
280-10950-1MSD	Matrix Spike Duplicate	T	Water	350.1	
280-10950-2	MW-1A	T	Water	350.1	
280-10950-3	MW-1B	T	Water	350.1	
280-10950-4	MW-5A	T	Water	350.1	
280-10950-5	MW-5B	T	Water	350.1	
280-10950-6	MW-4A	T	Water	350.1	
280-10950-7	MW-4B	T	Water	350.1	
280-10950-8	MW-2AR	T	Water	350.1	
280-10950-9	MW-FL3	T	Water	350.1	
280-10950-10	MW-7B	T	Water	350.1	
280-10950-10MS	Matrix Spike	T	Water	350.1	
280-10950-10MSD	Matrix Spike Duplicate	T	Water	350.1	
280-10950-11	MW-7A	T	Water	350.1	
280-10950-12	MW-3B	T	Water	350.1	
280-10950-13	MW-3A	T	Water	350.1	
280-10950-14	MW-FL1	T	Water	350.1	

Client: Waste Management

Job Number: 280-10950-1

QC Association Summary

Lab Sample ID	Client Sample ID	Report Basis	Client Matrix	Method	Prep Batch
General Chemistry					
Analysis Batch:280-46480					
LCS 280-46480/4	Lab Control Sample	T	Water	300.0	
LCSD 280-46480/5	Lab Control Sample Duplicate	T	Water	300.0	
MB 280-46480/6	Method Blank	T	Water	300.0	
280-11010-1	L-1	T	Water	300.0	
280-11010-1DU	Duplicate	T	Water	300.0	
280-11010-1MS	Matrix Spike	T	Water	300.0	
280-11010-1MSD	Matrix Spike Duplicate	T	Water	300.0	
280-11013-1	MW-8R	T	Water	300.0	
280-11013-1DU	Duplicate	T	Water	300.0	
280-11013-1MS	Matrix Spike	T	Water	300.0	
280-11013-1MSD	Matrix Spike Duplicate	T	Water	300.0	
280-11013-2	MW-FL2R	T	Water	300.0	
280-11013-3	MW-6AR	T	Water	300.0	
280-11013-4	MW-6BR	T	Water	300.0	
280-11013-5FB	Field Blank	T	Water	300.0	
280-11013-6EB	Equipment Blank	T	Water	300.0	
Analysis Batch:280-46481					
LCS 280-46481/4	Lab Control Sample	T	Water	300.0	
LCSD 280-46481/5	Lab Control Sample Duplicate	T	Water	300.0	
MB 280-46481/6	Method Blank	T	Water	300.0	
280-11010-1	L-1	T	Water	300.0	
280-11010-1DU	Duplicate	T	Water	300.0	
280-11010-1MS	Matrix Spike	T	Water	300.0	
280-11010-1MSD	Matrix Spike Duplicate	T	Water	300.0	
280-11013-1	MW-8R	T	Water	300.0	
280-11013-1DU	Duplicate	T	Water	300.0	
280-11013-1MS	Matrix Spike	T	Water	300.0	
280-11013-1MSD	Matrix Spike Duplicate	T	Water	300.0	
280-11013-2	MW-FL2R	T	Water	300.0	
280-11013-3	MW-6AR	T	Water	300.0	
280-11013-4	MW-6BR	T	Water	300.0	
280-11013-5FB	Field Blank	T	Water	300.0	
280-11013-6EB	Equipment Blank	T	Water	300.0	

Client: Waste Management

Job Number: 280-10950-1

QC Association Summary

Lab Sample ID	Client Sample ID	Report Basis	Client Matrix	Method	Prep Batch
General Chemistry					
Analysis Batch:280-46492					
LCS 280-46492/31	Lab Control Sample	T	Water	SM 2320B	
LCS 280-46492/4	Lab Control Sample	T	Water	SM 2320B	
LCSD 280-46492/32	Lab Control Sample Duplicate	T	Water	SM 2320B	
LCSD 280-46492/5	Lab Control Sample Duplicate	T	Water	SM 2320B	
MB 280-46492/33	Method Blank	T	Water	SM 2320B	
MB 280-46492/6	Method Blank	T	Water	SM 2320B	
280-11009-B-1 DU	Duplicate	T	Water	SM 2320B	
280-11010-1	L-1	T	Water	SM 2320B	
280-11013-1	MW-8R	T	Water	SM 2320B	
280-11013-1DU	Duplicate	T	Water	SM 2320B	
280-11013-2	MW-FL2R	T	Water	SM 2320B	
280-11013-3	MW-6AR	T	Water	SM 2320B	
280-11013-4	MW-6BR	T	Water	SM 2320B	
280-11013-5FB	Field Blank	T	Water	SM 2320B	
280-11013-6EB	Equipment Blank	T	Water	SM 2320B	
Prep Batch: 280-46536					
HLCS 280-46536/1-A	High Level Control Sample	T	Water	9012A	
LCS 280-46536/3-A	Lab Control Sample	T	Water	9012A	
LCSD 280-46536/4-A	Lab Control Sample Duplicate	T	Water	9012A	
LLCS 280-46536/2-A	Low Level Control Sample	T	Water	9012A	
MB 280-46536/5-A	Method Blank	T	Water	9012A	
280-11010-1	L-1	T	Water	9012A	
280-11010-1MS	Matrix Spike	T	Water	9012A	
280-11010-1MSD	Matrix Spike Duplicate	T	Water	9012A	
Analysis Batch:280-46557					
LCS 280-46557/2	Lab Control Sample	T	Water	SM 2540C	
LCSD 280-46557/3	Lab Control Sample Duplicate	T	Water	SM 2540C	
MB 280-46557/1	Method Blank	T	Water	SM 2540C	
280-10950-1	MW-2B	T	Water	SM 2540C	
280-10950-2	MW-1A	T	Water	SM 2540C	
280-10950-3	MW-1B	T	Water	SM 2540C	
280-10950-4	MW-5A	T	Water	SM 2540C	
280-10950-5	MW-5B	T	Water	SM 2540C	
280-10950-6	MW-4A	T	Water	SM 2540C	
280-10950-6DU	Duplicate	T	Water	SM 2540C	
280-10950-7	MW-4B	T	Water	SM 2540C	
280-10950-8	MW-2AR	T	Water	SM 2540C	
280-10950-9	MW-FL3	T	Water	SM 2540C	
280-10950-10	MW-7B	T	Water	SM 2540C	
280-10950-11	MW-7A	T	Water	SM 2540C	
280-10950-12	MW-3B	T	Water	SM 2540C	
280-10950-13	MW-3A	T	Water	SM 2540C	
280-10950-14	MW-FL1	T	Water	SM 2540C	

Client: Waste Management

Job Number: 280-10950-1

QC Association Summary

Lab Sample ID	Client Sample ID	Report Basis	Client Matrix	Method	Prep Batch
General Chemistry					
Analysis Batch:280-46629					
HLCS 280-46536/1-A	High Level Control Sample	T	Water	9012A	280-46536
LCS 280-46536/3-A	Lab Control Sample	T	Water	9012A	280-46536
LCSD 280-46536/4-A	Lab Control Sample Duplicate	T	Water	9012A	280-46536
LLCS 280-46536/2-A	Low Level Control Sample	T	Water	9012A	280-46536
MB 280-46536/5-A	Method Blank	T	Water	9012A	280-46536
280-11010-1	L-1	T	Water	9012A	280-46536
280-11010-1MS	Matrix Spike	T	Water	9012A	280-46536
280-11010-1MSD	Matrix Spike Duplicate	T	Water	9012A	280-46536
Analysis Batch:280-46688					
LCS 280-46688/138	Lab Control Sample	T	Water	350.1	
LCS 280-46688/189	Lab Control Sample	T	Water	350.1	
LCS 280-46688/59	Lab Control Sample	T	Water	350.1	
LCSD 280-46688/139	Lab Control Sample Duplicate	T	Water	350.1	
LCSD 280-46688/190	Lab Control Sample Duplicate	T	Water	350.1	
LCSD 280-46688/60	Lab Control Sample Duplicate	T	Water	350.1	
MB 280-46688/137	Method Blank	T	Water	350.1	
MB 280-46688/188	Method Blank	T	Water	350.1	
MB 280-46688/58	Method Blank	T	Water	350.1	
280-11005-F-1 MS	Matrix Spike	T	Water	350.1	
280-11005-F-1 MSD	Matrix Spike Duplicate	T	Water	350.1	
280-11010-1	L-1	T	Water	350.1	
280-11013-1	MW-8R	T	Water	350.1	
280-11013-2	MW-FL2R	T	Water	350.1	
280-11013-2MS	Matrix Spike	T	Water	350.1	
280-11013-2MSD	Matrix Spike Duplicate	T	Water	350.1	
280-11013-3	MW-6AR	T	Water	350.1	
280-11013-4	MW-6BR	T	Water	350.1	
280-11013-5FB	Field Blank	T	Water	350.1	
280-11013-6EB	Equipment Blank	T	Water	350.1	
280-11023-C-5 MS	Matrix Spike	T	Water	350.1	
280-11023-C-5 MSD	Matrix Spike Duplicate	T	Water	350.1	
Analysis Batch:280-46746					
LCS 280-46746/2	Lab Control Sample	T	Water	SM 2540C	
LCSD 280-46746/3	Lab Control Sample Duplicate	T	Water	SM 2540C	
MB 280-46746/1	Method Blank	T	Water	SM 2540C	
280-11005-C-4 DU	Duplicate	T	Water	SM 2540C	
280-11010-1	L-1	T	Water	SM 2540C	

Client: Waste Management

Job Number: 280-10950-1

QC Association Summary

Lab Sample ID	Client Sample ID	Report Basis	Client Matrix	Method	Prep Batch
General Chemistry					
Analysis Batch:280-46749					
LCS 280-46749/2	Lab Control Sample	T	Water	SM 2540C	
LCSD 280-46749/3	Lab Control Sample Duplicate	T	Water	SM 2540C	
MB 280-46749/1	Method Blank	T	Water	SM 2540C	
280-11012-B-15 DU	Duplicate	T	Water	SM 2540C	
280-11013-1	MW-8R	T	Water	SM 2540C	
280-11013-2	MW-FL2R	T	Water	SM 2540C	
280-11013-3	MW-6AR	T	Water	SM 2540C	
280-11013-4	MW-6BR	T	Water	SM 2540C	
280-11013-5FB	Field Blank	T	Water	SM 2540C	
280-11013-6EB	Equipment Blank	T	Water	SM 2540C	
Prep Batch: 280-46798					
LCS 280-46798/4-A	Lab Control Sample	T	Water	9030B	
LCSD 280-46798/5-A	Lab Control Sample Duplicate	T	Water	9030B	
MB 280-46798/11-A	Method Blank	T	Water	9030B	
280-11010-1	L-1	T	Water	9030B	
Analysis Batch:280-46851					
LCS 280-46798/4-A	Lab Control Sample	T	Water	9034	280-46798
LCSD 280-46798/5-A	Lab Control Sample Duplicate	T	Water	9034	280-46798
MB 280-46798/11-A	Method Blank	T	Water	9034	280-46798
280-11010-1	L-1	T	Water	9034	280-46798
Analysis Batch:280-47082					
LCS 280-47082/3	Lab Control Sample	T	Water	410.4	
LCSD 280-47082/4	Lab Control Sample Duplicate	T	Water	410.4	
MB 280-47082/5	Method Blank	T	Water	410.4	
280-10960-A-1 MS	Matrix Spike	T	Water	410.4	
280-10960-A-1 MSD	Matrix Spike Duplicate	T	Water	410.4	
280-11010-1	L-1	T	Water	410.4	

Report Basis
T = Total

Client: Waste Management

Job Number: 280-10950-1

Surrogate Recovery Report

8260B Volatile Organic Compounds (GC/MS)

Client Matrix: Water

Lab Sample ID	Client Sample ID	DCA %Rec	TOL %Rec	BFB %Rec	DBFM %Rec
280-10950-1	MW-2B	90	99	112	92
280-10950-2	MW-1A	91	100	116	95
280-10950-3	MW-1B	100	110	127J1	104
280-10950-4	MW-5A	90	99	114	94
280-10950-5	MW-5B	91	99	114	93
280-10950-6	MW-4A	94	101	115	95
280-10950-7	MW-4B	94	100	116	96
280-10950-8	MW-2AR	90	97	111	91
280-10950-9	MW-FL3	91	97	113	94
280-10950-10	MW-7B	94	95	111	94
280-10950-11	MW-7A	109	116	130J1	111
280-10950-12	MW-3B	94	98	114	95
280-10950-13	MW-3A	94	101	115	96
280-10950-14	MW-FL1	99	98	99	103
280-10950-15	TRIP BLANK	100	103	99	86
280-11013-1	MW-8R	111	112	105	115
280-11013-2	MW-FL2R	107	105	126J1	109
280-11013-3	MW-6AR	107	104	103	110
280-11013-4	MW-6BR	112	109	105	114
280-11013-5	Field Blank	107	106	101	107
280-11013-6	Equipment Blank	124	112	110	123J1
280-11013-7	TRIP BLANK2	110	105	104	109

Surrogate	Acceptance Limits
DCA = 1,2-Dichloroethane-d4 (Surr)	70-127
TOL = Toluene-d8 (Surr)	80-125
BFB = 4-Bromofluorobenzene (Surr)	78-120
DBFM = Dibromofluoromethane (Surr)	77-120

Client: Waste Management

Job Number: 280-10950-1

Surrogate Recovery Report

8260B Volatile Organic Compounds (GC/MS)

Client Matrix: Water

Lab Sample ID	Client Sample ID	DCA %Rec	TOL %Rec	DBFM %Rec	BFB %Rec
280-11010-1	L-1	98	101	93	92
280-11010-2	TRIP BLANK1	99	98	96	95
MB 280-46994/4		86	104	86	92
MB 280-47022/8		93	103	98	117
MB 280-47171/6		95	103	103	98
MB 280-47283/6		115	114	116	109
MB 280-47295/4		99	98	95	93
LCS 280-46994/29		85	100	88	95
LCS 280-47022/4		89	110	92	110
LCS 280-47171/5		98	108	103	101
LCS 280-47283/5		108	83	97	114
LCS 280-47295/9		97	99	103	103
280-10827-B-1 MS		93	98	92	94
280-10933-E-2 MS		94	105	100	118
280-10966-G-1 MS		89	101	96	95
280-11021-E-2 MS		95	117	93	96
280-11036-B-1 MS		102	98	104	100
280-10827-B-1 MSD		95	100	92	95
280-10933-E-2 MSD		93	98	95	110
280-10966-G-1 MSD		94	104	99	95
280-11021-E-2 MSD		101	120	98	99
280-11036-B-1 MSD		102	98	104	97

Surrogate	Acceptance Limits
DCA = 1,2-Dichloroethane-d4 (Surr)	70-127
TOL = Toluene-d8 (Surr)	80-125
DBFM = Dibromofluoromethane (Surr)	77-120
BFB = 4-Bromofluorobenzene (Surr)	78-120

Client: Waste Management

Job Number: 280-10950-1

Surrogate Recovery Report

8270C Semivolatile Compounds by Gas Chromatography/Mass Spectrometry (GC/MS)

Client Matrix: Water

Lab Sample ID	Client Sample ID	2FP %Rec	FBP %Rec	NBZ %Rec	PHL %Rec	TPH %Rec	TBP %Rec
280-11010-1	L-1	82D1	91D1	83D1	88D1	88D1	80D1
MB 280-46181/1-A		82	67	80	83	89	72
LCS 280-46181/2-A		86	78	83	86	93	86
LCSD 280-46181/3-A		90	89	88	91	85	83

Surrogate	Acceptance Limits
2FP = 2-Fluorophenol	51-120
FBP = 2-Fluorobiphenyl	38-120
NBZ = Nitrobenzene-d5	48-120
PHL = Phenol-d5	51-120
TPH = Terphenyl-d14	50-120
TBP = 2,4,6-Tribromophenol	57-120

Client: Waste Management

Job Number: 280-10950-1

Surrogate Recovery Report

504.1 EDB, DBCP and 1,2,3-TCP (GC)

Client Matrix: Water

Lab Sample ID	Client Sample ID	12DBP1 %Rec	12DBP2 %Rec
280-10950-1	MW-2B	113	
280-10950-2	MW-1A	121	
280-10950-3	MW-1B	119	
280-10950-4	MW-5A	120	
280-10950-5	MW-5B	120	
280-10950-6	MW-4A	117	
280-10950-7	MW-4B	121	
280-10950-8	MW-2AR	119	
280-10950-9	MW-FL3	121	
280-10950-10	MW-7B	117	
280-10950-11	MW-7A	118	
280-10950-12	MW-3B	113	
280-10950-13	MW-3A	116	
280-10950-14	MW-FL1	102	
280-11010-1	L-1	119	
280-11013-1	MW-8R	123	
280-11013-2	MW-FL2R	119	
280-11013-3	MW-6AR	121	
280-11013-4	MW-6BR	100	
280-11013-5	Field Blank	125	
280-11013-6	Equipment Blank	128	
MB 280-47084/4-A		116	
MB 280-47269/4-A		121	
MB 280-47273/4-A		120	
LCS 280-47084/1-A		116	
LCS 280-47269/1-A		126	
LCS 280-47273/1-A		122	
LCSD 280-47084/2-A		117	
LCSD 280-47269/2-A		122	

Surrogate	Acceptance Limits
12DBP = 1,2-Dibromopropane	70-130

Client: Waste Management

Job Number: 280-10950-1

Surrogate Recovery Report

504.1 EDB, DBCP and 1,2,3-TCP (GC)

Client Matrix: Water

Lab Sample ID	Client Sample ID	12DBP1 %Rec	12DBP2 %Rec
LCSD 280-47273/2-A		121	
LLCS 280-47084/3-A		117	
LLCS 280-47269/3-A			128
LLCS 280-47273/3-A		122	

Surrogate	Acceptance Limits
12DBP = 1,2-Dibromopropane	70-130

Client: Waste Management

Job Number: 280-10950-1

Surrogate Recovery Report

8081A Organochlorine Pesticides (GC)

Client Matrix: Water

Lab Sample ID	Client Sample ID	DCB1 %Rec	TCX1 %Rec
280-11010-1	L-1	49	57
MB 280-46067/1-A		102	87
LCS 280-46067/2-A		100	88

Surrogate	Acceptance Limits
DCB = DCB Decachlorobiphenyl	34-122
TCX = Tetrachloro-m-xylene	28-115

Client: Waste Management

Job Number: 280-10950-1

Surrogate Recovery Report

8082 Polychlorinated Biphenyls (PCBs) by Gas Chromatography

Client Matrix: Water

Lab Sample ID	Client Sample ID	DCB2 %Rec	TCX2 %Rec
280-11010-1	L-1	69	89
MB 280-46067/1-A		101	96
LCS 280-46067/4-A		85	80
LCSD 280-46067/5-A		99	100

Surrogate	Acceptance Limits
DCB = DCB Decachlorobiphenyl	30-136
TCX = Tetrachloro-m-xylene	25-120

Client: Waste Management

Job Number: 280-10950-1

Surrogate Recovery Report

8151A Herbicides (GC)

Client Matrix: Water

Lab Sample ID	Client Sample ID	DCPA1 %Rec
280-11010-1	L-1	86
MB 280-46363/1-A		71
LCS 280-46363/2-A		88
LCSD 280-46363/3-A		97

Surrogate	Acceptance Limits
DCPA = 2,4-Dichlorophenylacetic acid	39-135

Client: Waste Management

Job Number: 280-10950-1

Method Blank - Batch: 280-46994

Method: 8260B
Preparation: 5030B

Lab Sample ID: MB 280-46994/4
Client Matrix: Water
Dilution: 1.0
Date Analyzed: 12/23/2010 1858
Date Prepared: 12/23/2010 1858

Analysis Batch: 280-46994
Prep Batch: N/A
Units: ug/L

Instrument ID: MSV_MS1
Lab File ID: ms8362.D
Initial Weight/Volume: 20 mL
Final Weight/Volume: 20 mL

Analyte	Result	Qual	MDL	RL
Acetone	1.9	U	1.9	10
Acrylonitrile	1.4	U	1.4	20
Benzene	0.16	U	0.16	1.0
Bromochloromethane	0.10	U	0.10	1.0
Bromodichloromethane	0.17	U	0.17	1.0
Bromoform	0.19	U	0.19	1.0
Carbon disulfide	0.45	U	0.45	2.0
Carbon tetrachloride	0.19	U	0.19	1.0
Chloroethane	0.41	U	0.41	2.0
Chloroform	0.16	U	0.16	1.0
Dibromochloromethane	0.17	U	0.17	1.0
trans-1,4-Dichloro-2-butene	0.80	U	0.80	3.0
1,1-Dichloroethane	0.22	U	0.22	1.0
1,2-Dichloroethane	0.13	U	0.13	1.0
1,1-Dichloroethene	0.23	U	0.23	1.0
cis-1,2-Dichloroethene	0.15	U	0.15	1.0
trans-1,2-Dichloroethene	0.15	U	0.15	1.0
1,2-Dichloropropane	0.18	U	0.18	1.0
cis-1,3-Dichloropropene	0.16	U	0.16	1.0
trans-1,3-Dichloropropene	0.19	U	0.19	3.0
Ethylbenzene	0.16	U	0.16	1.0
2-Hexanone	1.7	U	1.7	5.0
Bromomethane	0.21	U	0.21	2.0
Iodomethane	0.23	U	0.23	1.0
4-Methyl-2-pentanone (MIBK)	0.98	U	0.98	5.0
Dibromomethane	0.17	U	0.17	1.0
Chloromethane	0.30	U	0.30	2.0
Methylene Chloride	0.32	U	0.32	2.0
2-Butanone (MEK)	2.0	U	2.0	6.0
Styrene	0.17	U	0.17	1.0
1,1,1,2-Tetrachloroethane	0.21	U	0.21	1.0
1,1,2,2-Tetrachloroethane	0.21	U	0.21	1.0
Tetrachloroethene	0.20	U	0.20	1.0
Toluene	0.17	U	0.17	1.0
1,1,1-Trichloroethane	0.16	U	0.16	1.0
1,1,2-Trichloroethane	0.27	U	0.27	1.0
Trichloroethene	0.16	U	0.16	1.0
Trichlorofluoromethane	0.29	U	0.29	2.0
1,2,3-Trichloropropane	0.33	U	0.33	2.5
Vinyl acetate	0.94	U	0.94	3.0
Vinyl chloride	0.40	U	0.40	1.0
Xylenes (total)	0.19	U	0.19	2.0
Chlorobenzene	0.17	U	0.17	1.0

Client: Waste Management

Job Number: 280-10950-1

Method Blank - Batch: 280-46994

Method: 8260B
Preparation: 5030B

Lab Sample ID:	MB 280-46994/4	Analysis Batch:	280-46994	Instrument ID:	MSV_MS1
Client Matrix:	Water	Prep Batch:	N/A	Lab File ID:	ms8362.D
Dilution:	1.0	Units:	ug/L	Initial Weight/Volume:	20 mL
Date Analyzed:	12/23/2010 1858			Final Weight/Volume:	20 mL
Date Prepared:	12/23/2010 1858				

Analyte	Result	Qual	MDL	RL
1,2-Dichlorobenzene	0.15	U	0.15	1.0
1,3-Dichlorobenzene	0.13	U	0.13	1.0
1,4-Dichlorobenzene	0.16	U	0.16	1.0

Surrogate	% Rec	Acceptance Limits
1,2-Dichloroethane-d4 (Surr)	86	70 - 127
Toluene-d8 (Surr)	104	80 - 125
Dibromofluoromethane (Surr)	86	77 - 120
4-Bromofluorobenzene (Surr)	92	78 - 120

Client: Waste Management

Job Number: 280-10950-1

Lab Control Sample - Batch: 280-46994

Method: 8260B
Preparation: 5030B

Lab Sample ID: LCS 280-46994/29
Client Matrix: Water
Dilution: 1.0
Date Analyzed: 12/23/2010 1918
Date Prepared: 12/23/2010 1918

Analysis Batch: 280-46994
Prep Batch: N/A
Units: ug/L

Instrument ID: MSV_MS1
Lab File ID: ms8363.D
Initial Weight/Volume: 20 mL
Final Weight/Volume: 20 mL

Analyte	Spike Amount	Result	% Rec.	Limit	Qual
Benzene	5.00	5.46	109	77 - 120	
Bromodichloromethane	5.00	4.69	94	78 - 120	
Carbon tetrachloride	5.00	4.95	99	80 - 120	
Chloroform	5.00	4.89	98	78 - 120	
1,1-Dichloroethane	5.00	5.25	105	77 - 120	
1,1-Dichloroethene	5.00	6.21	124	68 - 133	
trans-1,2-Dichloroethene	5.00	5.72	114	80 - 120	
1,2-Dichloropropane	5.00	5.43	109	76 - 120	
Ethylbenzene	5.00	5.16	103	78 - 120	
Methylene Chloride	5.00	5.01	100	60 - 134	
Tetrachloroethene	5.00	5.05	101	77 - 120	
Toluene	5.00	5.43	109	73 - 120	
1,1,1-Trichloroethane	5.00	5.20	104	78 - 120	
Trichloroethene	5.00	5.08	102	78 - 122	
Chlorobenzene	5.00	4.87	97	78 - 120	
1,3-Dichlorobenzene	5.00	4.82	96	75 - 120	

Surrogate	% Rec	Acceptance Limits
1,2-Dichloroethane-d4 (Surr)	85	70 - 127
Toluene-d8 (Surr)	100	80 - 125
Dibromofluoromethane (Surr)	88	77 - 120
4-Bromofluorobenzene (Surr)	95	78 - 120

Client: Waste Management

Job Number: 280-10950-1

Matrix Spike/
Matrix Spike Duplicate Recovery Report - Batch: 280-46994

Method: 8260B
Preparation: 5030B

MS Lab Sample ID:	280-10827-B-1 MS	Analysis Batch:	280-46994	Instrument ID:	MSV_MS1
Client Matrix:	Water	Prep Batch:	N/A	Lab File ID:	ms8367.D
Dilution:	1.0			Initial Weight/Volume:	20 mL
Date Analyzed:	12/23/2010 2040			Final Weight/Volume:	20 mL
Date Prepared:	12/23/2010 2040				

MSD Lab Sample ID:	280-10827-B-1 MSD	Analysis Batch:	280-46994	Instrument ID:	MSV_MS1
Client Matrix:	Water	Prep Batch:	N/A	Lab File ID:	ms8368.D
Dilution:	1.0			Initial Weight/Volume:	20 mL
Date Analyzed:	12/23/2010 2100			Final Weight/Volume:	20 mL
Date Prepared:	12/23/2010 2100				

	% Rec.						
Analyte	MS	MSD	Limit	RPD	RPD Limit	MS Qual	MSD Qual
Benzene	115	115	77 - 120	0	20		
Bromodichloromethane	104	105	78 - 120	1	20		
Carbon tetrachloride	107	105	80 - 120	2	21		
Chloroform	108	108	78 - 120	0	20		
1,1-Dichloroethane	115	113	77 - 120	1	21		
1,1-Dichloroethene	131	129	68 - 133	2	20		
trans-1,2-Dichloroethene	121	119	80 - 120	2	24	J3	
1,2-Dichloropropane	116	115	76 - 120	1	20		
Ethylbenzene	106	106	78 - 120	0	26		
Methylene Chloride	113	112	60 - 134	1	20		
Tetrachloroethene	101	103	77 - 120	1	20		
Toluene	113	112	73 - 120	1	20		
1,1,1-Trichloroethane	112	109	78 - 120	3	20		
Trichloroethene	105	105	78 - 122	0	20		
Chlorobenzene	103	102	78 - 120	1	20		
1,3-Dichlorobenzene	99	99	75 - 120	0	20		

Surrogate	MS % Rec	MSD % Rec	Acceptance Limits
1,2-Dichloroethane-d4 (Surr)	93	95	70 - 127
Toluene-d8 (Surr)	98	100	80 - 125
Dibromofluoromethane (Surr)	92	92	77 - 120
4-Bromofluorobenzene (Surr)	94	95	78 - 120

Client: Waste Management

Job Number: 280-10950-1

Matrix Spike/
Matrix Spike Duplicate Recovery Report - Batch: 280-46994

Method: 8260B
Preparation: 5030B

MS Lab Sample ID:	280-10827-B-1 MS	Units: ug/L	MSD Lab Sample ID:	280-10827-B-1 MSD
Client Matrix:	Water		Client Matrix:	Water
Dilution:	1.0		Dilution:	1.0
Date Analyzed:	12/23/2010 2040		Date Analyzed:	12/23/2010 2100
Date Prepared:	12/23/2010 2040		Date Prepared:	12/23/2010 2100

Analyte	Sample Result/Qual		MS Spike Amount	MSD Spike Amount	MS Result/Qual		MSD Result/Qual
Benzene	0.16	U	5.00	5.00	5.76		5.76
Bromodichloromethane	0.17	U	5.00	5.00	5.19		5.25
Carbon tetrachloride	0.19	U	5.00	5.00	5.37		5.25
Chloroform	0.16	U	5.00	5.00	5.38		5.40
1,1-Dichloroethane	0.22	U	5.00	5.00	5.74		5.67
1,1-Dichloroethene	0.23	U	5.00	5.00	6.56		6.45
trans-1,2-Dichloroethene	0.15	U	5.00	5.00	6.06	J3	5.95
1,2-Dichloropropane	0.18	U	5.00	5.00	5.78		5.75
Ethylbenzene	0.16	U	5.00	5.00	5.29		5.28
Methylene Chloride	0.32	U	5.00	5.00	5.66		5.61
Tetrachloroethene	0.20	U	5.00	5.00	5.07		5.14
Toluene	0.40	I	5.00	5.00	6.04		6.01
1,1,1-Trichloroethane	0.16	U	5.00	5.00	5.62		5.47
Trichloroethene	0.16	U	5.00	5.00	5.25		5.24
Chlorobenzene	0.17	U	5.00	5.00	5.13		5.10
1,3-Dichlorobenzene	0.13	U	5.00	5.00	4.93		4.95

Client: Waste Management

Job Number: 280-10950-1

Method Blank - Batch: 280-47022

Method: 8260B
Preparation: 5030B

Lab Sample ID: MB 280-47022/8
Client Matrix: Water
Dilution: 1.0
Date Analyzed: 12/23/2010 2352
Date Prepared: 12/23/2010 2352

Analysis Batch: 280-47022
Prep Batch: N/A
Units: ug/L

Instrument ID: MSV_G
Lab File ID: G1956.D
Initial Weight/Volume: 20 mL
Final Weight/Volume: 20 mL

Analyte	Result	Qual	MDL	RL
Acetone	2.63	I	1.9	10
Acrylonitrile	1.4	U	1.4	20
Benzene	0.16	U	0.16	1.0
Bromochloromethane	0.10	U	0.10	1.0
Bromodichloromethane	0.17	U	0.17	1.0
Bromoform	0.19	U	0.19	1.0
Carbon disulfide	0.45	U	0.45	2.0
Carbon tetrachloride	0.19	U	0.19	1.0
Chloroethane	0.41	U	0.41	2.0
Chloroform	0.16	U	0.16	1.0
Dibromochloromethane	0.17	U	0.17	1.0
trans-1,4-Dichloro-2-butene	0.80	U	0.80	3.0
1,1-Dichloroethane	0.22	U	0.22	1.0
1,2-Dichloroethane	0.13	U	0.13	1.0
1,1-Dichloroethene	0.23	U	0.23	1.0
cis-1,2-Dichloroethene	0.15	U	0.15	1.0
trans-1,2-Dichloroethene	0.15	U	0.15	1.0
1,2-Dichloropropane	0.18	U	0.18	1.0
cis-1,3-Dichloropropene	0.16	U	0.16	1.0
trans-1,3-Dichloropropene	0.19	U	0.19	3.0
Ethylbenzene	0.16	U	0.16	1.0
2-Hexanone	1.7	U	1.7	5.0
Bromomethane	0.21	U	0.21	2.0
Iodomethane	0.23	U	0.23	1.0
4-Methyl-2-pentanone (MIBK)	0.98	U	0.98	5.0
Dibromomethane	0.17	U	0.17	1.0
Chloromethane	0.30	U	0.30	2.0
Methylene Chloride	0.32	U	0.32	2.0
2-Butanone (MEK)	2.0	U	2.0	6.0
Styrene	0.17	U	0.17	1.0
1,1,1,2-Tetrachloroethane	0.21	U	0.21	1.0
1,1,2,2-Tetrachloroethane	0.21	U	0.21	1.0
Tetrachloroethene	0.20	U	0.20	1.0
Toluene	0.17	U	0.17	1.0
1,1,1-Trichloroethane	0.16	U	0.16	1.0
1,1,2-Trichloroethane	0.27	U	0.27	1.0
Trichloroethene	0.16	U	0.16	1.0
Trichlorofluoromethane	0.29	U	0.29	2.0
1,2,3-Trichloropropane	0.33	U	0.33	2.5
Vinyl acetate	0.94	U	0.94	3.0
Vinyl chloride	0.40	U	0.40	1.0
Xylenes (total)	0.19	U	0.19	2.0
Chlorobenzene	0.17	U	0.17	1.0

Client: Waste Management

Job Number: 280-10950-1

Method Blank - Batch: 280-47022

Method: 8260B
Preparation: 5030B

Lab Sample ID:	MB 280-47022/8	Analysis Batch:	280-47022	Instrument ID:	MSV_G
Client Matrix:	Water	Prep Batch:	N/A	Lab File ID:	G1956.D
Dilution:	1.0	Units:	ug/L	Initial Weight/Volume:	20 mL
Date Analyzed:	12/23/2010 2352			Final Weight/Volume:	20 mL
Date Prepared:	12/23/2010 2352				

Analyte	Result	Qual	MDL	RL
1,2-Dichlorobenzene	0.15	U	0.15	1.0
1,3-Dichlorobenzene	0.13	U	0.13	1.0
1,4-Dichlorobenzene	0.16	U	0.16	1.0

Surrogate	% Rec	Acceptance Limits
1,2-Dichloroethane-d4 (Surr)	93	70 - 127
Toluene-d8 (Surr)	103	80 - 125
Dibromofluoromethane (Surr)	98	77 - 120
4-Bromofluorobenzene (Surr)	117	78 - 120

Client: Waste Management

Job Number: 280-10950-1

Lab Control Sample - Batch: 280-47022

Method: 8260B
Preparation: 5030B

Lab Sample ID: LCS 280-47022/4
Client Matrix: Water
Dilution: 1.0
Date Analyzed: 12/23/2010 2040
Date Prepared: 12/23/2010 2040

Analysis Batch: 280-47022
Prep Batch: N/A
Units: ug/L

Instrument ID: MSV_G
Lab File ID: G1947.D
Initial Weight/Volume: 20 mL
Final Weight/Volume: 20 mL

Analyte	Spike Amount	Result	% Rec.	Limit	Qual
Benzene	5.00	5.13	103	77 - 120	
Bromodichloromethane	5.00	4.85	97	78 - 120	
Carbon tetrachloride	5.00	5.48	110	80 - 120	
Chloroform	5.00	5.10	102	78 - 120	
1,1-Dichloroethane	5.00	5.07	101	77 - 120	
1,1-Dichloroethene	5.00	6.50	130	68 - 133	
trans-1,2-Dichloroethene	5.00	5.51	110	80 - 120	
1,2-Dichloropropane	5.00	4.97	99	76 - 120	
Ethylbenzene	5.00	5.30	106	78 - 120	
Methylene Chloride	5.00	4.83	97	60 - 134	
Tetrachloroethene	5.00	6.17	123	77 - 120	J3
Toluene	5.00	5.27	105	73 - 120	
1,1,1-Trichloroethane	5.00	5.32	106	78 - 120	
Trichloroethene	5.00	5.40	108	78 - 122	
Chlorobenzene	5.00	4.23	85	78 - 120	
1,3-Dichlorobenzene	5.00	5.39	108	75 - 120	

Surrogate	% Rec	Acceptance Limits
1,2-Dichloroethane-d4 (Surr)	89	70 - 127
Toluene-d8 (Surr)	110	80 - 125
Dibromofluoromethane (Surr)	92	77 - 120
4-Bromofluorobenzene (Surr)	110	78 - 120

Client: Waste Management

Job Number: 280-10950-1

Matrix Spike/
Matrix Spike Duplicate Recovery Report - Batch: 280-47022

Method: 8260B
Preparation: 5030B

MS Lab Sample ID:	280-10933-E-2 MS	Analysis Batch:	280-47022	Instrument ID:	MSV_G
Client Matrix:	Water	Prep Batch:	N/A	Lab File ID:	G1952.D
Dilution:	1.0			Initial Weight/Volume:	20 mL
Date Analyzed:	12/23/2010 2226			Final Weight/Volume:	20 mL
Date Prepared:	12/23/2010 2226				

MSD Lab Sample ID:	280-10933-E-2 MSD	Analysis Batch:	280-47022	Instrument ID:	MSV_G
Client Matrix:	Water	Prep Batch:	N/A	Lab File ID:	G1953.D
Dilution:	1.0			Initial Weight/Volume:	20 mL
Date Analyzed:	12/23/2010 2248			Final Weight/Volume:	20 mL
Date Prepared:	12/23/2010 2248				

	% Rec.						
Analyte	MS	MSD	Limit	RPD	RPD Limit	MS Qual	MSD Qual
Benzene	111	105	77 - 120	5	20		
Bromodichloromethane	101	97	78 - 120	4	20		
Carbon tetrachloride	115	112	80 - 120	3	21		
Chloroform	108	104	78 - 120	4	20		
1,1-Dichloroethane	108	105	77 - 120	3	21		
1,1-Dichloroethene	135	131	68 - 133	3	20	J3	
trans-1,2-Dichloroethene	116	111	80 - 120	4	24		
1,2-Dichloropropane	105	101	76 - 120	4	20		
Ethylbenzene	109	103	78 - 120	6	26		
Methylene Chloride	97	96	60 - 134	1	20		
Tetrachloroethene	115	112	77 - 120	3	20		
Toluene	110	107	73 - 120	3	20		
1,1,1-Trichloroethane	118	112	78 - 120	5	20		
Trichloroethene	112	106	78 - 122	5	20		
Chlorobenzene	111	107	78 - 120	4	20		
1,3-Dichlorobenzene	110	106	75 - 120	3	20		

Surrogate	MS % Rec	MSD % Rec	Acceptance Limits
1,2-Dichloroethane-d4 (Surr)	94	93	70 - 127
Toluene-d8 (Surr)	105	98	80 - 125
Dibromofluoromethane (Surr)	100	95	77 - 120
4-Bromofluorobenzene (Surr)	118	110	78 - 120

Client: Waste Management

Job Number: 280-10950-1

Matrix Spike/
Matrix Spike Duplicate Recovery Report - Batch: 280-47022

Method: 8260B
Preparation: 5030B

MS Lab Sample ID:	280-10933-E-2 MS	Units: ug/L	MSD Lab Sample ID:	280-10933-E-2 MSD	
Client Matrix:	Water		Client Matrix:	Water	
Dilution:	1.0		Dilution:	1.0	
Date Analyzed:	12/23/2010 2226		Date Analyzed:	12/23/2010 2248	
Date Prepared:	12/23/2010 2226		Date Prepared:	12/23/2010 2248	

Analyte	Sample Result/Qual		MS Spike Amount	MSD Spike Amount	MS Result/Qual		MSD Result/Qual
Benzene	0.60	I	5.00	5.00	6.15		5.85
Bromodichloromethane	0.17	U	5.00	5.00	5.07		4.86
Carbon tetrachloride	0.19	U	5.00	5.00	5.77		5.60
Chloroform	0.16	U	5.00	5.00	5.39		5.18
1,1-Dichloroethane	0.34	I	5.00	5.00	5.75		5.57
1,1-Dichloroethene	0.23	U	5.00	5.00	6.75	J3	6.55
trans-1,2-Dichloroethene	0.15	U	5.00	5.00	5.79		5.55
1,2-Dichloropropane	0.18	U	5.00	5.00	5.25		5.06
Ethylbenzene	0.16	U	5.00	5.00	5.46		5.16
Methylene Chloride	0.32	U	5.00	5.00	4.85		4.79
Tetrachloroethene	0.20	U	5.00	5.00	5.77		5.60
Toluene	0.17	U	5.00	5.00	5.52		5.33
1,1,1-Trichloroethane	0.16	U	5.00	5.00	5.89		5.60
Trichloroethene	0.16	U	5.00	5.00	5.59		5.31
Chlorobenzene	0.17	U	5.00	5.00	5.57		5.34
1,3-Dichlorobenzene	0.13	U	5.00	5.00	5.50		5.31

Client: Waste Management

Job Number: 280-10950-1

Method Blank - Batch: 280-47171

Method: 8260B
Preparation: 5030B

Lab Sample ID: MB 280-47171/6
Client Matrix: Water
Dilution: 1.0
Date Analyzed: 12/28/2010 1907
Date Prepared: 12/28/2010 1907

Analysis Batch: 280-47171
Prep Batch: N/A
Units: ug/L

Instrument ID: MSV_R2
Lab File ID: RR13234.D
Initial Weight/Volume: 20 mL
Final Weight/Volume: 20 mL

Analyte	Result	Qual	MDL	RL
Acetone	1.9	U	1.9	10
Acrylonitrile	1.4	U	1.4	20
Benzene	0.16	U	0.16	1.0
Bromochloromethane	0.10	U	0.10	1.0
Bromodichloromethane	0.17	U	0.17	1.0
Bromoform	0.19	U	0.19	1.0
Carbon disulfide	0.45	U	0.45	2.0
Carbon tetrachloride	0.19	U	0.19	1.0
Chloroethane	0.41	U	0.41	2.0
Chloroform	0.16	U	0.16	1.0
Dibromochloromethane	0.17	U	0.17	1.0
trans-1,4-Dichloro-2-butene	0.80	U	0.80	3.0
1,1-Dichloroethane	0.22	U	0.22	1.0
1,2-Dichloroethane	0.13	U	0.13	1.0
1,1-Dichloroethene	0.23	U	0.23	1.0
cis-1,2-Dichloroethene	0.15	U	0.15	1.0
trans-1,2-Dichloroethene	0.15	U	0.15	1.0
1,2-Dichloropropane	0.18	U	0.18	1.0
cis-1,3-Dichloropropene	0.16	U	0.16	1.0
trans-1,3-Dichloropropene	0.19	U	0.19	3.0
Ethylbenzene	0.16	U	0.16	1.0
2-Hexanone	1.7	U	1.7	5.0
Bromomethane	0.21	U	0.21	2.0
Iodomethane	0.23	U	0.23	1.0
4-Methyl-2-pentanone (MIBK)	0.98	U	0.98	5.0
Dibromomethane	0.17	U	0.17	1.0
Chloromethane	0.30	U	0.30	2.0
Methylene Chloride	0.372	I	0.32	2.0
2-Butanone (MEK)	2.0	U	2.0	6.0
Styrene	0.17	U	0.17	1.0
1,1,1,2-Tetrachloroethane	0.21	U	0.21	1.0
1,1,2,2-Tetrachloroethane	0.21	U	0.21	1.0
Tetrachloroethene	0.20	U	0.20	1.0
Toluene	0.17	U	0.17	1.0
1,1,1-Trichloroethane	0.16	U	0.16	1.0
1,1,2-Trichloroethane	0.27	U	0.27	1.0
Trichloroethene	0.16	U	0.16	1.0
Trichlorofluoromethane	0.29	U	0.29	2.0
1,2,3-Trichloropropane	0.33	U	0.33	2.5
Vinyl acetate	0.94	U	0.94	3.0
Vinyl chloride	0.40	U	0.40	1.0
Xylenes (total)	0.19	U	0.19	2.0
Chlorobenzene	0.17	U	0.17	1.0

Client: Waste Management

Job Number: 280-10950-1

Method Blank - Batch: 280-47171

Method: 8260B
Preparation: 5030B

Lab Sample ID: MB 280-47171/6
Client Matrix: Water
Dilution: 1.0
Date Analyzed: 12/28/2010 1907
Date Prepared: 12/28/2010 1907

Analysis Batch: 280-47171
Prep Batch: N/A
Units: ug/L

Instrument ID: MSV_R2
Lab File ID: RR13234.D
Initial Weight/Volume: 20 mL
Final Weight/Volume: 20 mL

Analyte	Result	Qual	MDL	RL
1,2-Dichlorobenzene	0.15	U	0.15	1.0
1,3-Dichlorobenzene	0.13	U	0.13	1.0
1,4-Dichlorobenzene	0.16	U	0.16	1.0

Surrogate	% Rec	Acceptance Limits
1,2-Dichloroethane-d4 (Surr)	95	70 - 127
Toluene-d8 (Surr)	103	80 - 125
Dibromofluoromethane (Surr)	103	77 - 120
4-Bromofluorobenzene (Surr)	98	78 - 120

Client: Waste Management

Job Number: 280-10950-1

Lab Control Sample - Batch: 280-47171

Method: 8260B
Preparation: 5030B

Lab Sample ID: LCS 280-47171/5
Client Matrix: Water
Dilution: 1.0
Date Analyzed: 12/28/2010 1845
Date Prepared: 12/28/2010 1845

Analysis Batch: 280-47171
Prep Batch: N/A
Units: ug/L

Instrument ID: MSV_R2
Lab File ID: RR13233.D
Initial Weight/Volume: 20 mL
Final Weight/Volume: 20 mL

Analyte	Spike Amount	Result	% Rec.	Limit	Qual
Benzene	5.00	5.92	118	77 - 120	
Bromodichloromethane	5.00	5.52	110	78 - 120	
Carbon tetrachloride	5.00	5.37	107	80 - 120	
Chloroform	5.00	5.64	113	78 - 120	
1,1-Dichloroethane	5.00	5.82	116	77 - 120	
1,1-Dichloroethene	5.00	5.76	115	68 - 133	
trans-1,2-Dichloroethene	5.00	5.93	119	80 - 120	
1,2-Dichloropropane	5.00	5.85	117	76 - 120	
Ethylbenzene	5.00	5.50	110	78 - 120	
Methylene Chloride	5.00	5.72	114	60 - 134	
Tetrachloroethene	5.00	5.23	105	77 - 120	
Toluene	5.00	5.81	116	73 - 120	
1,1,1-Trichloroethane	5.00	5.42	108	78 - 120	
Trichloroethene	5.00	5.91	118	78 - 122	
Chlorobenzene	5.00	5.33	107	78 - 120	
1,3-Dichlorobenzene	5.00	5.00	100	75 - 120	

Surrogate	% Rec	Acceptance Limits
1,2-Dichloroethane-d4 (Surr)	98	70 - 127
Toluene-d8 (Surr)	108	80 - 125
Dibromofluoromethane (Surr)	103	77 - 120
4-Bromofluorobenzene (Surr)	101	78 - 120

Client: Waste Management

Job Number: 280-10950-1

Matrix Spike/
Matrix Spike Duplicate Recovery Report - Batch: 280-47171

Method: 8260B
Preparation: 5030B

MS Lab Sample ID:	280-10966-G-1 MS	Analysis Batch:	280-47171	Instrument ID:	MSV_R2
Client Matrix:	Water	Prep Batch:	N/A	Lab File ID:	RR13242.D
Dilution:	1.0			Initial Weight/Volume:	20 mL
Date Analyzed:	12/28/2010 2208			Final Weight/Volume:	20 mL
Date Prepared:	12/28/2010 2208				

MSD Lab Sample ID:	280-10966-G-1 MSD	Analysis Batch:	280-47171	Instrument ID:	MSV_R2
Client Matrix:	Water	Prep Batch:	N/A	Lab File ID:	RR13243.D
Dilution:	1.0			Initial Weight/Volume:	20 mL
Date Analyzed:	12/28/2010 2231			Final Weight/Volume:	20 mL
Date Prepared:	12/28/2010 2231				

	% Rec.						
Analyte	MS	MSD	Limit	RPD	RPD Limit	MS Qual	MSD Qual
Benzene	104	105	77 - 120	1	20		
Bromodichloromethane	101	104	78 - 120	2	20		
Carbon tetrachloride	98	97	80 - 120	1	21		
Chloroform	104	105	78 - 120	1	20		
1,1-Dichloroethane	104	106	77 - 120	3	21		
1,1-Dichloroethene	102	104	68 - 133	1	20		
trans-1,2-Dichloroethene	106	106	80 - 120	1	24		
1,2-Dichloropropane	108	109	76 - 120	1	20		
Ethylbenzene	98	96	78 - 120	2	26		
Methylene Chloride	100	104	60 - 134	4	20		
Tetrachloroethene	95	93	77 - 120	2	20		
Toluene	104	101	73 - 120	2	20		
1,1,1-Trichloroethane	100	98	78 - 120	2	20		
Trichloroethene	103	102	78 - 122	1	20		
Chlorobenzene	98	97	78 - 120	1	20		
1,3-Dichlorobenzene	93	92	75 - 120	0	20		

Surrogate	MS % Rec	MSD % Rec	Acceptance Limits
1,2-Dichloroethane-d4 (Surr)	89	94	70 - 127
Toluene-d8 (Surr)	101	104	80 - 125
Dibromofluoromethane (Surr)	96	99	77 - 120
4-Bromofluorobenzene (Surr)	95	95	78 - 120

Client: Waste Management

Job Number: 280-10950-1

Matrix Spike/
Matrix Spike Duplicate Recovery Report - Batch: 280-47171

Method: 8260B
Preparation: 5030B

MS Lab Sample ID:	280-10966-G-1 MS	Units: ug/L	MSD Lab Sample ID:	280-10966-G-1 MSD
Client Matrix:	Water		Client Matrix:	Water
Dilution:	1.0		Dilution:	1.0
Date Analyzed:	12/28/2010 2208		Date Analyzed:	12/28/2010 2231
Date Prepared:	12/28/2010 2208		Date Prepared:	12/28/2010 2231

Analyte	Sample Result/Qual		MS Spike Amount	MSD Spike Amount	MS Result/Qual	MSD Result/Qual
Benzene	0.16	U	5.00	5.00	5.20	5.25
Bromodichloromethane	0.17	U	5.00	5.00	5.07	5.18
Carbon tetrachloride	0.19	U	5.00	5.00	4.89	4.84
Chloroform	0.16	U	5.00	5.00	5.19	5.23
1,1-Dichloroethane	0.22	U	5.00	5.00	5.18	5.32
1,1-Dichloroethene	0.23	U	5.00	5.00	5.10	5.18
trans-1,2-Dichloroethene	0.15	U	5.00	5.00	5.28	5.31
1,2-Dichloropropane	0.18	U	5.00	5.00	5.41	5.46
Ethylbenzene	0.16	U	5.00	5.00	4.88	4.79
Methylene Chloride	0.32	U	5.00	5.00	5.00	5.20
Tetrachloroethene	0.20	U	5.00	5.00	4.77	4.66
Toluene	0.17	U	5.00	5.00	5.18	5.07
1,1,1-Trichloroethane	0.16	U	5.00	5.00	4.98	4.89
Trichloroethene	0.16	U	5.00	5.00	5.16	5.10
Chlorobenzene	0.17	U	5.00	5.00	4.91	4.87
1,3-Dichlorobenzene	0.13	U	5.00	5.00	4.64	4.62

Client: Waste Management

Job Number: 280-10950-1

Method Blank - Batch: 280-47283

Method: 8260B
Preparation: 5030B

Lab Sample ID: MB 280-47283/6
Client Matrix: Water
Dilution: 1.0
Date Analyzed: 12/28/2010 1856
Date Prepared: 12/28/2010 1856

Analysis Batch: 280-47283
Prep Batch: N/A
Units: ug/L

Instrument ID: MSV_G
Lab File ID: G1997.D
Initial Weight/Volume: 20 mL
Final Weight/Volume: 20 mL

Analyte	Result	Qual	MDL	RL
Acetone	4.51	I	1.9	10
Acrylonitrile	1.4	U	1.4	20
Benzene	0.16	U	0.16	1.0
Bromochloromethane	0.10	U	0.10	1.0
Bromodichloromethane	0.17	U	0.17	1.0
Bromoform	0.19	U	0.19	1.0
Carbon disulfide	0.45	U	0.45	2.0
Carbon tetrachloride	0.19	U	0.19	1.0
Chloroethane	0.41	U	0.41	2.0
Chloroform	0.16	U	0.16	1.0
Dibromochloromethane	0.17	U	0.17	1.0
trans-1,4-Dichloro-2-butene	0.80	U	0.80	3.0
1,1-Dichloroethane	0.22	U	0.22	1.0
1,2-Dichloroethane	0.13	U	0.13	1.0
1,1-Dichloroethene	0.23	U	0.23	1.0
cis-1,2-Dichloroethene	0.15	U	0.15	1.0
trans-1,2-Dichloroethene	0.15	U	0.15	1.0
1,2-Dichloropropane	0.18	U	0.18	1.0
cis-1,3-Dichloropropene	0.16	U	0.16	1.0
trans-1,3-Dichloropropene	0.19	U	0.19	3.0
Ethylbenzene	0.16	U	0.16	1.0
2-Hexanone	1.7	U	1.7	5.0
Bromomethane	0.21	U	0.21	2.0
Iodomethane	0.23	U	0.23	1.0
4-Methyl-2-pentanone (MIBK)	0.98	U	0.98	5.0
Dibromomethane	0.17	U	0.17	1.0
Chloromethane	0.30	U	0.30	2.0
Methylene Chloride	0.401	I	0.32	2.0
2-Butanone (MEK)	2.0	U	2.0	6.0
Styrene	0.17	U	0.17	1.0
1,1,1,2-Tetrachloroethane	0.21	U	0.21	1.0
1,1,2,2-Tetrachloroethane	0.21	U	0.21	1.0
Tetrachloroethene	0.20	U	0.20	1.0
Toluene	0.17	U	0.17	1.0
1,1,1-Trichloroethane	0.16	U	0.16	1.0
1,1,2-Trichloroethane	0.27	U	0.27	1.0
Trichloroethene	0.16	U	0.16	1.0
Trichlorofluoromethane	0.29	U	0.29	2.0
1,2,3-Trichloropropane	0.33	U	0.33	2.5
Vinyl acetate	0.94	U	0.94	3.0
Vinyl chloride	0.40	U	0.40	1.0
Xylenes (total)	0.19	U	0.19	2.0
Chlorobenzene	0.17	U	0.17	1.0

Client: Waste Management

Job Number: 280-10950-1

Method Blank - Batch: 280-47283

Method: 8260B
Preparation: 5030B

Lab Sample ID:	MB 280-47283/6	Analysis Batch:	280-47283	Instrument ID:	MSV_G
Client Matrix:	Water	Prep Batch:	N/A	Lab File ID:	G1997.D
Dilution:	1.0	Units:	ug/L	Initial Weight/Volume:	20 mL
Date Analyzed:	12/28/2010 1856			Final Weight/Volume:	20 mL
Date Prepared:	12/28/2010 1856				

Analyte	Result	Qual	MDL	RL
1,2-Dichlorobenzene	0.15	U	0.15	1.0
1,3-Dichlorobenzene	0.13	U	0.13	1.0
1,4-Dichlorobenzene	0.16	U	0.16	1.0

Surrogate	% Rec	Acceptance Limits
1,2-Dichloroethane-d4 (Surr)	115	70 - 127
Toluene-d8 (Surr)	114	80 - 125
Dibromofluoromethane (Surr)	116	77 - 120
4-Bromofluorobenzene (Surr)	109	78 - 120

Client: Waste Management

Job Number: 280-10950-1

Lab Control Sample - Batch: 280-47283

Method: 8260B
Preparation: 5030B

Lab Sample ID: LCS 280-47283/5
Client Matrix: Water
Dilution: 1.0
Date Analyzed: 12/28/2010 1813
Date Prepared: 12/28/2010 1813

Analysis Batch: 280-47283
Prep Batch: N/A
Units: ug/L

Instrument ID: MSV_G
Lab File ID: G1995.D
Initial Weight/Volume: 20 mL
Final Weight/Volume: 20 mL

Analyte	Spike Amount	Result	% Rec.	Limit	Qual
Benzene	5.00	5.26	105	77 - 120	
Bromodichloromethane	5.00	5.09	102	78 - 120	
Carbon tetrachloride	5.00	4.78	96	80 - 120	
Chloroform	5.00	5.23	105	78 - 120	
1,1-Dichloroethane	5.00	5.20	104	77 - 120	
1,1-Dichloroethene	5.00	6.23	125	68 - 133	
trans-1,2-Dichloroethene	5.00	5.43	109	80 - 120	
1,2-Dichloropropane	5.00	5.23	105	76 - 120	
Ethylbenzene	5.00	4.91	98	78 - 120	
Methylene Chloride	5.00	5.27	105	60 - 134	
Tetrachloroethene	5.00	4.50	90	77 - 120	
Toluene	5.00	5.30	106	73 - 120	
1,1,1-Trichloroethane	5.00	5.19	104	78 - 120	
Trichloroethene	5.00	5.13	103	78 - 122	
Chlorobenzene	5.00	4.99	100	78 - 120	
1,3-Dichlorobenzene	5.00	4.17	83	75 - 120	

Surrogate	% Rec	Acceptance Limits
1,2-Dichloroethane-d4 (Surr)	108	70 - 127
Toluene-d8 (Surr)	83	80 - 125
Dibromofluoromethane (Surr)	97	77 - 120
4-Bromofluorobenzene (Surr)	114	78 - 120

Client: Waste Management

Job Number: 280-10950-1

Matrix Spike/
Matrix Spike Duplicate Recovery Report - Batch: 280-47283

Method: 8260B
Preparation: 5030B

MS Lab Sample ID:	280-11021-E-2 MS	Analysis Batch:	280-47283	Instrument ID:	MSV_G
Client Matrix:	Water	Prep Batch:	N/A	Lab File ID:	G2000.D
Dilution:	1.0			Initial Weight/Volume:	20 mL
Date Analyzed:	12/28/2010 2003			Final Weight/Volume:	20 mL
Date Prepared:	12/28/2010 2003				

MSD Lab Sample ID:	280-11021-E-2 MSD	Analysis Batch:	280-47283	Instrument ID:	MSV_G
Client Matrix:	Water	Prep Batch:	N/A	Lab File ID:	G2001.D
Dilution:	1.0			Initial Weight/Volume:	20 mL
Date Analyzed:	12/28/2010 2024			Final Weight/Volume:	20 mL
Date Prepared:	12/28/2010 2024				

	% Rec.						
Analyte	MS	MSD	Limit	RPD	RPD Limit	MS Qual	MSD Qual
Benzene	98	97	77 - 120	1	20		
Bromodichloromethane	94	90	78 - 120	5	20		
Carbon tetrachloride	92	70	80 - 120	26	21		J3
Chloroform	102	100	78 - 120	2	20		
1,1-Dichloroethane	102	98	77 - 120	5	21		
1,1-Dichloroethene	128	120	68 - 133	6	20		
trans-1,2-Dichloroethene	112	107	80 - 120	5	24		
1,2-Dichloropropane	97	94	76 - 120	3	20		
Ethylbenzene	92	116	78 - 120	23	26		
Methylene Chloride	90	93	60 - 134	3	20		
Tetrachloroethene	91	143	77 - 120	44	20		J3
Toluene	93	102	73 - 120	9	20		
1,1,1-Trichloroethane	103	100	78 - 120	2	20		
Trichloroethene	99	75	78 - 122	27	20		J3
Chlorobenzene	108	103	78 - 120	5	20		
1,3-Dichlorobenzene	102	101	75 - 120	2	20		

Surrogate	MS % Rec	MSD % Rec	Acceptance Limits
1,2-Dichloroethane-d4 (Surr)	95	101	70 - 127
Toluene-d8 (Surr)	117	120	80 - 125
Dibromofluoromethane (Surr)	93	98	77 - 120
4-Bromofluorobenzene (Surr)	96	99	78 - 120

Client: Waste Management

Job Number: 280-10950-1

Matrix Spike/
Matrix Spike Duplicate Recovery Report - Batch: 280-47283

Method: 8260B
Preparation: 5030B

MS Lab Sample ID:	280-11021-E-2 MS	Units: ug/L	MSD Lab Sample ID:	280-11021-E-2 MSD
Client Matrix:	Water		Client Matrix:	Water
Dilution:	1.0		Dilution:	1.0
Date Analyzed:	12/28/2010 2003		Date Analyzed:	12/28/2010 2024
Date Prepared:	12/28/2010 2003		Date Prepared:	12/28/2010 2024

Analyte	Sample Result/Qual		MS Spike Amount	MSD Spike Amount	MS Result/Qual	MSD Result/Qual	
Benzene	0.16	U	5.00	5.00	4.89	4.84	
Bromodichloromethane	0.17	U	5.00	5.00	4.72	4.51	
Carbon tetrachloride	0.19	U	5.00	5.00	4.59	3.52	J3
Chloroform	0.16	U	5.00	5.00	5.12	5.01	
1,1-Dichloroethane	0.22	U	5.00	5.00	5.12	4.88	
1,1-Dichloroethene	0.23	U	5.00	5.00	6.38	5.98	
trans-1,2-Dichloroethene	0.15	U	5.00	5.00	5.61	5.35	
1,2-Dichloropropane	0.18	U	5.00	5.00	4.83	4.68	
Ethylbenzene	0.16	U	5.00	5.00	4.58	5.78	
Methylene Chloride	0.32	U	5.00	5.00	4.50	4.63	
Tetrachloroethene	0.20	U	5.00	5.00	4.57	7.17	J3
Toluene	0.17	U	5.00	5.00	4.66	5.10	
1,1,1-Trichloroethane	0.16	U	5.00	5.00	5.14	5.02	
Trichloroethene	0.16	U	5.00	5.00	4.96	3.76	J3
Chlorobenzene	0.17	U	5.00	5.00	5.40	5.14	
1,3-Dichlorobenzene	0.13	U	5.00	5.00	5.11	5.03	

Client: Waste Management

Job Number: 280-10950-1

Method Blank - Batch: 280-47295

Method: 8260B
Preparation: 5030B

Lab Sample ID: MB 280-47295/4
Client Matrix: Water
Dilution: 1.0
Date Analyzed: 12/29/2010 0957
Date Prepared: 12/29/2010 0957

Analysis Batch: 280-47295
Prep Batch: N/A
Units: ug/L

Instrument ID: MSV_G2
Lab File ID: g2_8652.D
Initial Weight/Volume: 20 mL
Final Weight/Volume: 20 mL

Analyte	Result	Qual	MDL	RL
Acetone	1.93	I	1.9	10
Acetonitrile	9.6	U	9.6	30
Acrolein	2.8	U	2.8	20
Acrylonitrile	1.4	U	1.4	20
3-Chloropropene	0.17	U	0.17	2.0
Benzene	0.16	U	0.16	1.0
Bromochloromethane	0.10	U	0.10	1.0
Bromodichloromethane	0.17	U	0.17	1.0
Bromoform	0.19	U	0.19	1.0
Carbon disulfide	0.45	U	0.45	2.0
Carbon tetrachloride	0.19	U	0.19	1.0
Chloroethane	0.41	U	0.41	2.0
Chloroform	0.16	U	0.16	1.0
Chloroprene	0.21	U	0.21	1.0
Dibromochloromethane	0.17	U	0.17	1.0
trans-1,4-Dichloro-2-butene	0.80	U	0.80	3.0
Dichlorodifluoromethane	0.31	U	0.31	2.0
1,1-Dichloroethane	0.22	U	0.22	1.0
1,2-Dichloroethane	0.13	U	0.13	1.0
1,1-Dichloroethene	0.23	U	0.23	1.0
cis-1,2-Dichloroethene	0.15	U	0.15	1.0
trans-1,2-Dichloroethene	0.15	U	0.15	1.0
1,2-Dichloropropane	0.18	U	0.18	1.0
1,3-Dichloropropane	0.22	U	0.22	1.0
2,2-Dichloropropane	0.18	U	0.18	1.0
1,1-Dichloropropene	0.19	U	0.19	1.0
cis-1,3-Dichloropropene	0.16	U	0.16	1.0
trans-1,3-Dichloropropene	0.19	U	0.19	3.0
Ethylbenzene	0.16	U	0.16	1.0
Ethyl methacrylate	0.86	U	0.86	3.0
2-Hexanone	1.7	U	1.7	5.0
Isobutyl alcohol	36	U	36	110
Methacrylonitrile	1.6	U	1.6	10
Bromomethane	0.21	U	0.21	2.0
Iodomethane	0.23	U	0.23	1.0
Methyl methacrylate	1.1	U	1.1	4.0
4-Methyl-2-pentanone (MIBK)	0.98	U	0.98	5.0
Dibromomethane	0.17	U	0.17	1.0
Chloromethane	0.30	U	0.30	2.0
Methylene Chloride	0.32	U	0.32	2.0
Propionitrile	3.7	U	3.7	20
2-Butanone (MEK)	2.0	U	2.0	6.0
Styrene	0.17	U	0.17	1.0

Client: Waste Management

Job Number: 280-10950-1

Method Blank - Batch: 280-47295

Method: 8260B
Preparation: 5030B

Lab Sample ID: MB 280-47295/4
Client Matrix: Water
Dilution: 1.0
Date Analyzed: 12/29/2010 0957
Date Prepared: 12/29/2010 0957

Analysis Batch: 280-47295
Prep Batch: N/A
Units: ug/L

Instrument ID: MSV_G2
Lab File ID: g2_8652.D
Initial Weight/Volume: 20 mL
Final Weight/Volume: 20 mL

Analyte	Result	Qual	MDL	RL
1,1,1,2-Tetrachloroethane	0.21	U	0.21	1.0
1,1,2,2-Tetrachloroethane	0.21	U	0.21	1.0
Tetrachloroethene	0.20	U	0.20	1.0
Toluene	0.17	U	0.17	1.0
1,1,1-Trichloroethane	0.16	U	0.16	1.0
1,1,2-Trichloroethane	0.27	U	0.27	1.0
Trichloroethene	0.16	U	0.16	1.0
Trichlorofluoromethane	0.29	U	0.29	2.0
1,2,3-Trichloropropane	0.33	U	0.33	2.5
Vinyl acetate	0.94	U	0.94	3.0
Vinyl chloride	0.40	U	0.40	1.0
Xylenes (total)	0.19	U	0.19	2.0
Chlorobenzene	0.17	U	0.17	1.0
1,2-Dichlorobenzene	0.15	U	0.15	1.0
1,3-Dichlorobenzene	0.13	U	0.13	1.0
1,4-Dichlorobenzene	0.16	U	0.16	1.0

Surrogate	% Rec	Acceptance Limits
1,2-Dichloroethane-d4 (Surr)	99	70 - 127
Toluene-d8 (Surr)	98	80 - 125
Dibromofluoromethane (Surr)	95	77 - 120
4-Bromofluorobenzene (Surr)	93	78 - 120

Client: Waste Management

Job Number: 280-10950-1

Lab Control Sample - Batch: 280-47295

Method: 8260B
Preparation: 5030B

Lab Sample ID: LCS 280-47295/9
Client Matrix: Water
Dilution: 1.0
Date Analyzed: 12/29/2010 1156
Date Prepared: 12/29/2010 1156

Analysis Batch: 280-47295
Prep Batch: N/A
Units: ug/L

Instrument ID: MSV_G2
Lab File ID: g2_8658.D
Initial Weight/Volume: 20 mL
Final Weight/Volume: 20 mL

Analyte	Spike Amount	Result	% Rec.	Limit	Qual
Benzene	5.00	4.79	96	77 - 120	
Bromodichloromethane	5.00	4.54	91	78 - 120	
Carbon tetrachloride	5.00	5.26	105	80 - 120	
Chloroform	5.00	4.90	98	78 - 120	
1,1-Dichloroethane	5.00	4.97	99	77 - 120	
1,1-Dichloroethene	5.00	5.84	117	68 - 133	
trans-1,2-Dichloroethene	5.00	5.51	110	80 - 120	
1,2-Dichloropropane	5.00	4.49	90	76 - 120	
Ethylbenzene	5.00	4.64	93	78 - 120	
Methylene Chloride	5.00	4.52	90	60 - 134	
Tetrachloroethene	5.00	4.67	93	77 - 120	
Toluene	5.00	4.63	93	73 - 120	
1,1,1-Trichloroethane	5.00	5.27	105	78 - 120	
Trichloroethene	5.00	4.88	98	78 - 122	
Chlorobenzene	5.00	4.74	95	78 - 120	
1,3-Dichlorobenzene	5.00	4.43	89	75 - 120	

Surrogate	% Rec	Acceptance Limits
1,2-Dichloroethane-d4 (Surr)	97	70 - 127
Toluene-d8 (Surr)	99	80 - 125
Dibromofluoromethane (Surr)	103	77 - 120
4-Bromofluorobenzene (Surr)	103	78 - 120

Client: Waste Management

Job Number: 280-10950-1

Matrix Spike/
Matrix Spike Duplicate Recovery Report - Batch: 280-47295

Method: 8260B
Preparation: 5030B

MS Lab Sample ID:	280-11036-B-1 MS	Analysis Batch:	280-47295	Instrument ID:	MSV_G2
Client Matrix:	Water	Prep Batch:	N/A	Lab File ID:	g2_8654.D
Dilution:	1.0			Initial Weight/Volume:	20 mL
Date Analyzed:	12/29/2010 1036			Final Weight/Volume:	20 mL
Date Prepared:	12/29/2010 1036				

MSD Lab Sample ID:	280-11036-B-1 MSD	Analysis Batch:	280-47295	Instrument ID:	MSV_G2
Client Matrix:	Water	Prep Batch:	N/A	Lab File ID:	g2_8659.D
Dilution:	1.0			Initial Weight/Volume:	20 mL
Date Analyzed:	12/29/2010 1216			Final Weight/Volume:	20 mL
Date Prepared:	12/29/2010 1216				

	% Rec.						
Analyte	MS	MSD	Limit	RPD	RPD Limit	MS Qual	MSD Qual
Benzene	103	96	77 - 120	7	20		
Bromodichloromethane	97	94	78 - 120	3	20		
Carbon tetrachloride	114	107	80 - 120	7	21		
Chloroform	107	100	78 - 120	7	20		
1,1-Dichloroethane	108	101	77 - 120	7	21		
1,1-Dichloroethene	125	121	68 - 133	3	20		
trans-1,2-Dichloroethene	123	112	80 - 120	9	24	J3	
1,2-Dichloropropane	96	92	76 - 120	4	20		
Ethylbenzene	97	91	78 - 120	7	26		
Methylene Chloride	101	99	60 - 134	2	20		
Tetrachloroethene	98	91	77 - 120	7	20		
Toluene	108	93	73 - 120	14	20		
1,1,1-Trichloroethane	116	108	78 - 120	7	20		
Trichloroethene	102	98	78 - 122	5	20		
Chlorobenzene	101	93	78 - 120	8	20		
1,3-Dichlorobenzene	95	91	75 - 120	4	20		

Surrogate	MS % Rec	MSD % Rec	Acceptance Limits
1,2-Dichloroethane-d4 (Surr)	102	102	70 - 127
Toluene-d8 (Surr)	98	98	80 - 125
Dibromofluoromethane (Surr)	104	104	77 - 120
4-Bromofluorobenzene (Surr)	100	97	78 - 120

Client: Waste Management

Job Number: 280-10950-1

Matrix Spike/
Matrix Spike Duplicate Recovery Report - Batch: 280-47295

Method: 8260B
Preparation: 5030B

MS Lab Sample ID:	280-11036-B-1 MS	Units: ug/L	MSD Lab Sample ID:	280-11036-B-1 MSD
Client Matrix:	Water		Client Matrix:	Water
Dilution:	1.0		Dilution:	1.0
Date Analyzed:	12/29/2010 1036		Date Analyzed:	12/29/2010 1216
Date Prepared:	12/29/2010 1036		Date Prepared:	12/29/2010 1216

Analyte	Sample Result/Qual		MS Spike Amount	MSD Spike Amount	MS Result/Qual		MSD Result/Qual
Benzene	0.16	U	5.00	5.00	5.17		4.82
Bromodichloromethane	0.17	U	5.00	5.00	4.83		4.69
Carbon tetrachloride	0.19	U	5.00	5.00	5.71		5.35
Chloroform	0.16	U	5.00	5.00	5.34		4.99
1,1-Dichloroethane	0.22	U	5.00	5.00	5.41		5.05
1,1-Dichloroethene	0.23	U	5.00	5.00	6.23		6.05
trans-1,2-Dichloroethene	0.15	U	5.00	5.00	6.17	J3	5.62
1,2-Dichloropropane	0.18	U	5.00	5.00	4.80		4.62
Ethylbenzene	0.16	U	5.00	5.00	4.86		4.55
Methylene Chloride	0.32	U	5.00	5.00	5.06		4.96
Tetrachloroethene	0.20	U	5.00	5.00	4.88		4.56
Toluene	0.31	I	5.00	5.00	5.69		4.97
1,1,1-Trichloroethane	0.16	U	5.00	5.00	5.78		5.39
Trichloroethene	0.16	U	5.00	5.00	5.12		4.88
Chlorobenzene	0.17	U	5.00	5.00	5.03		4.63
1,3-Dichlorobenzene	0.13	U	5.00	5.00	4.75		4.56

Client: Waste Management

Job Number: 280-10950-1

Method Blank - Batch: 280-46181

Method: 8270C
Preparation: 3520C

Lab Sample ID:	MB 280-46181/1-A	Analysis Batch:	280-47395	Instrument ID:	MSS_K
Client Matrix:	Water	Prep Batch:	280-46181	Lab File ID:	K8585.D
Dilution:	1.0	Units:	ug/L	Initial Weight/Volume:	1000 mL
Date Analyzed:	12/29/2010 1834			Final Weight/Volume:	1000 uL
Date Prepared:	12/20/2010 1645			Injection Volume:	0.5 uL

Analyte	Result	Qual	MDL	RL
Acenaphthene	0.28	U	0.28	4.0
Acenaphthylene	0.49	U	0.49	4.0
Acetophenone	0.24	U	0.24	10
2-Acetylaminofluorene	7.0	U	7.0	100
4-Aminobiphenyl	4.5	U	4.5	50
Anthracene	0.42	U	0.42	4.0
Benz(a)anthracene	0.35	U	0.35	4.0
Benzo(b)fluoranthene	0.53	U	0.53	4.0
Benzo(k)fluoranthene	0.46	U	0.46	4.0
Benzo(ghi)perylene	0.50	U	0.50	4.0
Benzo(a)pyrene	0.31	U	0.31	4.0
Benzyl alcohol	0.23	U	0.23	10
Dinoseb	4.0	U	4.0	20
Bis(2-chloroethoxy)methane	0.97	U	0.97	10
2,2'-oxybis(1-chloropropane)	0.28	U	0.28	10
4-Bromophenyl phenyl ether	0.43	U	0.43	10
Butyl benzyl phthalate	1.0	U	1.0	4.0
4-Chloroaniline	2.1	U	2.1	10
Chlorobenzilate	0.66	U	0.66	10
4-Chloro-3-methylphenol	2.4	U	2.4	10
2-Chloronaphthalene	0.26	U	0.26	4.0
2-Chlorophenol	2.0	U	2.0	10
4-Chlorophenyl phenyl ether	1.7	U	1.7	10
Chrysene	0.54	U	0.54	4.0
3-Methylphenol & 4-Methylphenol	0.25	U	0.25	10
2-Methylphenol	0.98	U	0.98	10
Diallate	0.56	U	0.56	5.6
Dibenz(a,h)anthracene	0.51	U	0.51	4.0
Dibenzofuran	0.29	U	0.29	4.0
Di-n-butyl phthalate	1.2	U	1.2	4.0
3,3'-Dimethylbenzidine	4.0	U	4.0	20
2,4-Dichlorophenol	0.64	U	0.64	10
2,6-Dichlorophenol	1.4	U	1.4	10
Diethyl phthalate	0.38	U	0.38	4.0
4-Dimethylaminoazobenzene	2.0	U	2.0	20
7,12-Dimethylbenz(a)anthracene	1.6	U	1.6	20
3,3'-Dichlorobenzidine	2.0	U	2.0	50
2,4-Dimethylphenol	0.58	U	0.58	10
Dimethyl phthalate	0.21	U	0.21	4.0
1,3-Dinitrobenzene	2.0	U	2.0	10
4,6-Dinitro-2-methylphenol	4.0	U	4.0	50
2,4-Dinitrotoluene	1.7	U	1.7	10
2,4-Dinitrophenol	10	U	10	30

Client: Waste Management

Job Number: 280-10950-1

Method Blank - Batch: 280-46181

Method: 8270C
Preparation: 3520C

Lab Sample ID:	MB 280-46181/1-A	Analysis Batch:	280-47395	Instrument ID:	MSS_K
Client Matrix:	Water	Prep Batch:	280-46181	Lab File ID:	K8585.D
Dilution:	1.0	Units:	ug/L	Initial Weight/Volume:	1000 mL
Date Analyzed:	12/29/2010 1834			Final Weight/Volume:	1000 uL
Date Prepared:	12/20/2010 1645			Injection Volume:	0.5 uL

Analyte	Result	Qual	MDL	RL
2,6-Dinitrotoluene	1.9	U	1.9	10
Di-n-octyl phthalate	0.35	U	0.35	4.0
Diphenylamine	1.1	U	1.1	10
Ethyl methanesulfonate	0.94	U	0.94	10
Fluorene	0.31	U	0.31	4.0
Fluoranthene	0.20	U	0.20	4.0
Hexachlorobenzene	0.66	U	0.66	10
Hexachlorobutadiene	3.3	U	3.3	10
Hexachlorocyclopentadiene	1.5	U	1.5	50
Hexachloroethane	2.1	U	2.1	10
Hexachloropropene	2.0	U	2.0	100
Indeno(1,2,3-cd)pyrene	0.65	U	0.65	4.0
Isophorone	0.21	U	0.21	10
Isosafrole	1.0	U	1.0	3.5
Methapyrilene	20	U	20	50
3-Methylcholanthrene	1.7	U	1.7	20
Methyl methanesulfonate	1.0	U	1.0	10
2-Methylnaphthalene	0.29	U	0.29	4.0
Naphthalene	0.29	U	0.29	4.0
1,4-Naphthoquinone	14	U	14	50
1-Naphthylamine	3.1	U	3.1	10
Safrole	1.1	U	1.1	20
2-Naphthylamine	3.1	U	3.1	10
2-Nitroaniline	1.7	U	1.7	10
3-Nitroaniline	2.0	U	2.0	10
4-Nitroaniline	2.0	U	2.0	10
Nitrobenzene	0.81	U	0.81	10
2-Nitrophenol	0.39	U	0.39	10
4-Nitrophenol	1.2	U	1.2	10
N-Nitrosodi-n-butylamine	1.2	U	1.2	10
N-Nitrosodiethylamine	1.7	U	1.7	10
N-Nitrosodimethylamine	0.29	U	0.29	10
N-Nitrosodiphenylamine	0.44	U	0.44	10
N-Nitrosodi-n-propylamine	0.35	U	0.35	10
N-Nitrosopiperidine	2.0	U	2.0	10
N-Nitrosopyrrolidine	0.80	U	0.80	10
Pentachlorobenzene	2.0	U	2.0	10
Pentachloronitrobenzene	2.0	U	2.0	50
Pentachlorophenol	20	U	20	50
5-Nitro-o-toluidine	1.4	U	1.4	20
N-Nitrosomethylethylamine	1.8	U	1.8	10
Phenol	2.0	U	2.0	10
Phenacetin	1.1	U	1.1	20

Client: Waste Management

Job Number: 280-10950-1

Method Blank - Batch: 280-46181

Method: 8270C
Preparation: 3520C

Lab Sample ID:	MB 280-46181/1-A	Analysis Batch:	280-47395	Instrument ID:	MSS_K
Client Matrix:	Water	Prep Batch:	280-46181	Lab File ID:	K8585.D
Dilution:	1.0	Units:	ug/L	Initial Weight/Volume:	1000 mL
Date Analyzed:	12/29/2010 1834			Final Weight/Volume:	1000 uL
Date Prepared:	12/20/2010 1645			Injection Volume:	0.5 uL

Analyte	Result	Qual	MDL	RL
Phenanthrene	0.26	U	0.26	4.0
4-Phenylenediamine	5.0	U	5.0	100
Pyrene	0.37	U	0.37	10
o-Toluidine	1.4	U	1.4	10
1,2,4-Trichlorobenzene	0.28	U	0.28	4.0
2,4,6-Trichlorophenol	0.29	U	0.29	10
2,4,5-Trichlorophenol	0.45	U	0.45	10
1,3,5-Trinitrobenzene	4.0	U	4.0	50
O,O,O-Triethyl phosphorothioate	2.0	U	2.0	50
Thionazin	0.86	U	0.86	50
1,2,4,5-Tetrachlorobenzene	1.7	U	1.7	10
2,3,4,6-Tetrachlorophenol	2.0	U	2.0	50
Pronamide	2.0	U	2.0	20
Phorate	2.0	U	2.0	50
Dimethoate	1.1	U	1.1	20
Disulfoton	1.1	U	1.1	50
Methyl parathion	3.2	U	3.2	50
Isodrin	1.8	U	1.8	10
Famphur	1.5	U	1.5	100
Bis(2-ethylhexyl) phthalate	0.56	U	0.56	10
bis(2-Chloroethyl) ether	0.41	U	0.41	10
Ethyl Parathion	2.0	U	2.0	50

Surrogate	% Rec	Acceptance Limits
2-Fluorophenol	82	51 - 120
2-Fluorobiphenyl	67	38 - 120
Nitrobenzene-d5	80	48 - 120
Phenol-d5	83	51 - 120
Terphenyl-d14	89	50 - 120
2,4,6-Tribromophenol	72	57 - 120

Client: Waste Management

Job Number: 280-10950-1

Lab Control Sample/
Lab Control Sample Duplicate Recovery Report - Batch: 280-46181

Method: 8270C
Preparation: 3520C

LCS Lab Sample ID:	LCS 280-46181/2-A	Analysis Batch:	280-47395	Instrument ID:	MSS_K
Client Matrix:	Water	Prep Batch:	280-46181	Lab File ID:	K8586.D
Dilution:	1.0	Units:	ug/L	Initial Weight/Volume:	1000 mL
Date Analyzed:	12/29/2010 1854			Final Weight/Volume:	1000 uL
Date Prepared:	12/20/2010 1645			Injection Volume:	0.5 uL

LCSD Lab Sample ID:	LCSD 280-46181/3-A	Analysis Batch:	280-47395	Instrument ID:	MSS_K
Client Matrix:	Water	Prep Batch:	280-46181	Lab File ID:	K8587.D
Dilution:	1.0	Units:	ug/L	Initial Weight/Volume:	1000 mL
Date Analyzed:	12/29/2010 1914			Final Weight/Volume:	1000 uL
Date Prepared:	12/20/2010 1645			Injection Volume:	0.5 uL

	% Rec.						
Analyte	LCS	LCSD	Limit	RPD	RPD Limit	LCS Qual	LCSD Qual
Acenaphthene	90	90	45 - 120	0	30		
Anthracene	98	93	56 - 120	5	30		
4-Chloro-3-methylphenol	88	90	63 - 120	2	30		
2-Chlorophenol	90	96	57 - 120	6	30		
2-Methylphenol	85	88	50 - 120	4	30		
1,4-Dichlorobenzene	81	83	27 - 120	3	52		
2,4-Dinitrotoluene	98	96	51 - 120	2	32		
2-Methylnaphthalene	83	85	32 - 120	3	32		
4-Nitrophenol	84	84	49 - 124	0	35		
N-Nitrosodi-n-propylamine	76	80	50 - 120	4	30		
Pentachlorophenol	78	72	40 - 120	8	33		
Phenol	88	93	52 - 120	6	42		
Pyrene	96	91	56 - 120	6	30		
1,2,4-Trichlorobenzene	77	81	23 - 120	5	42		
2,4,6-Trichlorophenol	100	99	52 - 120	2	30		
Carbazole	97	93	48 - 120	5	30		

Surrogate	LCS % Rec	LCSD % Rec	Acceptance Limits
2-Fluorophenol	86	90	51 - 120
2-Fluorobiphenyl	78	89	38 - 120
Nitrobenzene-d5	83	88	48 - 120
Phenol-d5	86	91	51 - 120
Terphenyl-d14	93	85	50 - 120
2,4,6-Tribromophenol	86	83	57 - 120

Client: Waste Management

Job Number: 280-10950-1

Laboratory Control/
Laboratory Duplicate Data Report - Batch: 280-46181

Method: 8270C
Preparation: 3520C

LCS Lab Sample ID: LCS 280-46181/2-A
Units: ug/L
Client Matrix: Water
Dilution: 1.0
Date Analyzed: 12/29/2010 1854
Date Prepared: 12/20/2010 1645

LCSD Lab Sample ID: LCSD 280-46181/3-A
Client Matrix: Water
Dilution: 1.0
Date Analyzed: 12/29/2010 1914
Date Prepared: 12/20/2010 1645

Analyte	LCS Spike Amount	LCSD Spike Amount	LCS Result/Qual	LCSD Result/Qual
Acenaphthene	80.0	80.0	72.2	72.0
Anthracene	80.0	80.0	78.6	74.6
4-Chloro-3-methylphenol	80.0	80.0	70.4	71.7
2-Chlorophenol	80.0	80.0	72.4	76.9
2-Methylphenol	80.0	80.0	67.8	70.6
1,4-Dichlorobenzene	80.0	80.0	64.4	66.7
2,4-Dinitrotoluene	80.0	80.0	78.7	77.1
2-Methylnaphthalene	80.0	80.0	66.0	68.1
4-Nitrophenol	80.0	80.0	67.5	67.3
N-Nitrosodi-n-propylamine	80.0	80.0	61.1	63.7
Pentachlorophenol	80.0	80.0	62.2	57.7
Phenol	80.0	80.0	70.5	74.5
Pyrene	80.0	80.0	76.7	72.5
1,2,4-Trichlorobenzene	80.0	80.0	62.0	65.0
2,4,6-Trichlorophenol	80.0	80.0	80.3	78.9
Carbazole	80.0	80.0	77.8	74.3

Client: Waste Management

Job Number: 280-10950-1

Method Blank - Batch: 280-47084

Method: 504.1
Preparation: 504.1

Lab Sample ID: MB 280-47084/4-A
Client Matrix: Water
Dilution: 1.0
Date Analyzed: 12/29/2010 1415
Date Prepared: 12/28/2010 1826

Analysis Batch: 280-47580
Prep Batch: 280-47084
Units: ug/L

Instrument ID: GCS_E
Lab File ID: 005F0801.D
Initial Weight/Volume: 35 mL
Final Weight/Volume: 35 mL
Injection Volume:
Column ID: PRIMARY

Analyte	Result	Qual	MDL	RL
1,2-Dibromoethane	0.0037	U	0.0037	0.020
1,2-Dibromo-3-Chloropropane	0.0068	U	0.0068	0.020

Surrogate	% Rec	Acceptance Limits
1,2-Dibromopropane	116	70 - 130

Low Level Control Sample - Batch: 280-47084

Method: 504.1
Preparation: 504.1

Lab Sample ID: LLCS 280-47084/3-A
Client Matrix: Water
Dilution: 1.0
Date Analyzed: 12/29/2010 1354
Date Prepared: 12/28/2010 1826

Analysis Batch: 280-47580
Prep Batch: 280-47084
Units: ug/L

Instrument ID: GCS_E
Lab File ID: 004F0701.D
Initial Weight/Volume: 35 mL
Final Weight/Volume: 35 mL
Injection Volume:
Column ID: PRIMARY

Analyte	Spike Amount	Result	% Rec.	Limit	Qual
1,2-Dibromoethane	0.0200	0.0198	99	70 - 130	I
1,2-Dibromo-3-Chloropropane	0.0200	0.0174	87	70 - 130	I

Surrogate	% Rec	Acceptance Limits
1,2-Dibromopropane	117	70 - 130

Client: Waste Management

Job Number: 280-10950-1

Lab Control Sample/
Lab Control Sample Duplicate Recovery Report - Batch: 280-47084

Method: 504.1
Preparation: 504.1

LCS Lab Sample ID: LCS 280-47084/1-A
Client Matrix: Water
Dilution: 1.0
Date Analyzed: 12/29/2010 1313
Date Prepared: 12/28/2010 1826

Analysis Batch: 280-47580
Prep Batch: 280-47084
Units: ug/L

Instrument ID: GCS_E
Lab File ID: 002F0501.D
Initial Weight/Volume: 35 mL
Final Weight/Volume: 35 mL
Injection Volume:
Column ID: PRIMARY

LCSD Lab Sample ID: LCSD 280-47084/2-A
Client Matrix: Water
Dilution: 1.0
Date Analyzed: 12/29/2010 1334
Date Prepared: 12/28/2010 1826

Analysis Batch: 280-47580
Prep Batch: 280-47084
Units: ug/L

Instrument ID: GCS_E
Lab File ID: 003F0601.D
Initial Weight/Volume: 35 mL
Final Weight/Volume: 35 mL
Injection Volume:
Column ID: PRIMARY

Analyte	% Rec. LCS	% Rec. LCSD	Limit	RPD	RPD Limit	LCS Qual	LCSD Qual
1,2-Dibromoethane	100	99	70 - 130	1	30		
1,2-Dibromo-3-Chloropropane	95	95	70 - 130	1	30		

Surrogate	LCS % Rec	LCSD % Rec	Acceptance Limits
1,2-Dibromopropane	116	117	70 - 130

Laboratory Control/
Laboratory Duplicate Data Report - Batch: 280-47084

Method: 504.1
Preparation: 504.1

LCS Lab Sample ID: LCS 280-47084/1-A
Client Matrix: Water
Dilution: 1.0
Date Analyzed: 12/29/2010 1313
Date Prepared: 12/28/2010 1826

Units: ug/L

LCSD Lab Sample ID: LCSD 280-47084/2-A
Client Matrix: Water
Dilution: 1.0
Date Analyzed: 12/29/2010 1334
Date Prepared: 12/28/2010 1826

Analyte	LCS Spike Amount	LCSD Spike Amount	LCS Result/Qual	LCSD Result/Qual
1,2-Dibromoethane	0.250	0.250	0.250	0.248
1,2-Dibromo-3-Chloropropane	0.250	0.250	0.239	0.237

Client: Waste Management

Job Number: 280-10950-1

Method Blank - Batch: 280-47269

Method: 504.1
Preparation: 504.1

Lab Sample ID: MB 280-47269/4-A
Client Matrix: Water
Dilution: 1.0
Date Analyzed: 12/30/2010 0535
Date Prepared: 12/29/2010 1626

Analysis Batch: 280-47584
Prep Batch: 280-47269
Units: ug/L

Instrument ID: GCS_E
Lab File ID: 055F5301.D
Initial Weight/Volume: 35 mL
Final Weight/Volume: 35 mL
Injection Volume:
Column ID: PRIMARY

Analyte	Result	Qual	MDL	RL
1,2-Dibromoethane	0.0037	U	0.0037	0.020
1,2-Dibromo-3-Chloropropane	0.0068	U	0.0068	0.020

Surrogate	% Rec	Acceptance Limits
1,2-Dibromopropane	121	70 - 130

Low Level Control Sample - Batch: 280-47269

Method: 504.1
Preparation: 504.1

Lab Sample ID: LLCS 280-47269/3-A
Client Matrix: Water
Dilution: 1.0
Date Analyzed: 12/30/2010 0514
Date Prepared: 12/29/2010 1626

Analysis Batch: 280-47584
Prep Batch: 280-47269
Units: ug/L

Instrument ID: GCS_E
Lab File ID: 054F5201.D
Initial Weight/Volume: 35 mL
Final Weight/Volume: 35 mL
Injection Volume:
Column ID: PRIMARY

Analyte	Spike Amount	Result	% Rec.	Limit	Qual
1,2-Dibromoethane	0.0200	0.0240	120	70 - 130	
1,2-Dibromo-3-Chloropropane	0.0200	0.0221	111	70 - 130	

Surrogate	% Rec	Acceptance Limits
1,2-Dibromopropane	128	70 - 130

Client: Waste Management

Job Number: 280-10950-1

Lab Control Sample/
Lab Control Sample Duplicate Recovery Report - Batch: 280-47269

Method: 504.1
Preparation: 504.1

LCS Lab Sample ID: LCS 280-47269/1-A
Client Matrix: Water
Dilution: 1.0
Date Analyzed: 12/30/2010 0434
Date Prepared: 12/29/2010 1626

Analysis Batch: 280-47584
Prep Batch: 280-47269
Units: ug/L

Instrument ID: GCS_E
Lab File ID: 052F5001.D
Initial Weight/Volume: 35 mL
Final Weight/Volume: 35 mL
Injection Volume:
Column ID: PRIMARY

LCSD Lab Sample ID: LCSD 280-47269/2-A
Client Matrix: Water
Dilution: 1.0
Date Analyzed: 12/30/2010 0454
Date Prepared: 12/29/2010 1626

Analysis Batch: 280-47584
Prep Batch: 280-47269
Units: ug/L

Instrument ID: GCS_E
Lab File ID: 053F5101.D
Initial Weight/Volume: 35 mL
Final Weight/Volume: 35 mL
Injection Volume:
Column ID: PRIMARY

Analyte	% Rec. LCS	% Rec. LCSD	Limit	RPD	RPD Limit	LCS Qual	LCSD Qual
1,2-Dibromoethane	106	104	70 - 130	1	30		
1,2-Dibromo-3-Chloropropane	101	100	70 - 130	1	30		

Surrogate	LCS % Rec	LCSD % Rec	Acceptance Limits
1,2-Dibromopropane	126	122	70 - 130

Laboratory Control/
Laboratory Duplicate Data Report - Batch: 280-47269

Method: 504.1
Preparation: 504.1

LCS Lab Sample ID: LCS 280-47269/1-A
Client Matrix: Water
Dilution: 1.0
Date Analyzed: 12/30/2010 0434
Date Prepared: 12/29/2010 1626

Units: ug/L

LCSD Lab Sample ID: LCSD 280-47269/2-A
Client Matrix: Water
Dilution: 1.0
Date Analyzed: 12/30/2010 0454
Date Prepared: 12/29/2010 1626

Analyte	LCS Spike Amount	LCSD Spike Amount	LCS Result/Qual	LCSD Result/Qual
1,2-Dibromoethane	0.250	0.250	0.265	0.261
1,2-Dibromo-3-Chloropropane	0.250	0.250	0.253	0.250

Client: Waste Management

Job Number: 280-10950-1

Method Blank - Batch: 280-47273

Method: 504.1
Preparation: 504.1

Lab Sample ID: MB 280-47273/4-A
Client Matrix: Water
Dilution: 1.0
Date Analyzed: 12/30/2010 1120
Date Prepared: 12/29/2010 1640

Analysis Batch: 280-47591
Prep Batch: 280-47273
Units: ug/L

Instrument ID: GCS_E
Lab File ID: 075F7001.D
Initial Weight/Volume: 35 mL
Final Weight/Volume: 35 mL
Injection Volume:
Column ID: PRIMARY

Analyte	Result	Qual	MDL	RL
1,2-Dibromoethane	0.0037	U	0.0037	0.020
1,2-Dibromo-3-Chloropropane	0.0068	U	0.0068	0.020

Surrogate	% Rec	Acceptance Limits
1,2-Dibromopropane	120	70 - 130

Low Level Control Sample - Batch: 280-47273

Method: 504.1
Preparation: 504.1

Lab Sample ID: LLCS 280-47273/3-A
Client Matrix: Water
Dilution: 1.0
Date Analyzed: 12/30/2010 1059
Date Prepared: 12/29/2010 1640

Analysis Batch: 280-47591
Prep Batch: 280-47273
Units: ug/L

Instrument ID: GCS_E
Lab File ID: 074F6901.D
Initial Weight/Volume: 35 mL
Final Weight/Volume: 35 mL
Injection Volume:
Column ID: PRIMARY

Analyte	Spike Amount	Result	% Rec.	Limit	Qual
1,2-Dibromoethane	0.0200	0.0204	102	70 - 130	
1,2-Dibromo-3-Chloropropane	0.0200	0.0188	94	70 - 130	I

Surrogate	% Rec	Acceptance Limits
1,2-Dibromopropane	122	70 - 130

Client: Waste Management

Job Number: 280-10950-1

Lab Control Sample/
Lab Control Sample Duplicate Recovery Report - Batch: 280-47273

Method: 504.1
Preparation: 504.1

LCS Lab Sample ID: LCS 280-47273/1-A
Client Matrix: Water
Dilution: 1.0
Date Analyzed: 12/30/2010 1018
Date Prepared: 12/29/2010 1640

Analysis Batch: 280-47591
Prep Batch: 280-47273
Units: ug/L

Instrument ID: GCS_E
Lab File ID: 072F6701.D
Initial Weight/Volume: 35 mL
Final Weight/Volume: 35 mL
Injection Volume:
Column ID: PRIMARY

LCSD Lab Sample ID: LCSD 280-47273/2-A
Client Matrix: Water
Dilution: 1.0
Date Analyzed: 12/30/2010 1039
Date Prepared: 12/29/2010 1640

Analysis Batch: 280-47591
Prep Batch: 280-47273
Units: ug/L

Instrument ID: GCS_E
Lab File ID: 073F6801.D
Initial Weight/Volume: 35 mL
Final Weight/Volume: 35 mL
Injection Volume:
Column ID: PRIMARY

Analyte	% Rec. LCS	% Rec. LCSD	Limit	RPD	RPD Limit	LCS Qual	LCSD Qual
1,2-Dibromoethane	104	104	70 - 130	0	30		
1,2-Dibromo-3-Chloropropane	99	99	70 - 130	0	30		

Surrogate	LCS % Rec	LCSD % Rec	Acceptance Limits
1,2-Dibromopropane	122	121	70 - 130

Laboratory Control/
Laboratory Duplicate Data Report - Batch: 280-47273

Method: 504.1
Preparation: 504.1

LCS Lab Sample ID: LCS 280-47273/1-A
Client Matrix: Water
Dilution: 1.0
Date Analyzed: 12/30/2010 1018
Date Prepared: 12/29/2010 1640

Units: ug/L

LCSD Lab Sample ID: LCSD 280-47273/2-A
Client Matrix: Water
Dilution: 1.0
Date Analyzed: 12/30/2010 1039
Date Prepared: 12/29/2010 1640

Analyte	LCS Spike Amount	LCSD Spike Amount	LCS Result/Qual	LCSD Result/Qual
1,2-Dibromoethane	0.250	0.250	0.261	0.261
1,2-Dibromo-3-Chloropropane	0.250	0.250	0.247	0.247

Client: Waste Management

Job Number: 280-10950-1

Method Blank - Batch: 280-46067

Method: 8081A
Preparation: 3510C

Lab Sample ID: MB 280-46067/1-A
Client Matrix: Water
Dilution: 1.0
Date Analyzed: 12/23/2010 0147
Date Prepared: 12/20/2010 0900

Analysis Batch: 280-47181
Prep Batch: 280-46067
Units: ug/L

Instrument ID: GCS_P2
Lab File ID: 045F4501.D
Initial Weight/Volume: 1000 mL
Final Weight/Volume: 10000 uL
Injection Volume: 1 uL
Column ID: PRIMARY

Analyte	Result	Qual	MDL	RL
4,4'-DDD	0.0077	U	0.0077	0.050
4,4'-DDE	0.0075	U	0.0075	0.050
4,4'-DDT	0.015	U	0.015	0.050
Aldrin	0.0059	U	0.0059	0.050
alpha-BHC	0.0053	U	0.0053	0.050
beta-BHC	0.0087	U	0.0087	0.050
delta-BHC	0.0058	U	0.0058	0.050
Dieldrin	0.0063	U	0.0063	0.050
Endosulfan I	0.0058	U	0.0058	0.050
Endosulfan II	0.0070	U	0.0070	0.050
Endosulfan sulfate	0.0057	U	0.0057	0.050
Endrin	0.0079	U	0.0079	0.050
Endrin aldehyde	0.0088	U	0.0088	0.050
gamma-BHC (Lindane)	0.0069	U	0.0069	0.050
Heptachlor	0.0077	U	0.0077	0.050
Heptachlor epoxide	0.0075	U	0.0075	0.050
Kepone	0.35	U	0.35	1.0
Methoxychlor	0.013	U	0.013	0.10
Toxaphene	0.37	U	0.37	2.0
Technical Chlordane	0.14	U	0.14	0.50

Surrogate	% Rec	Acceptance Limits
DCB Decachlorobiphenyl	102	34 - 122
Tetrachloro-m-xylene	87	28 - 115

Client: Waste Management

Job Number: 280-10950-1

Lab Control Sample - Batch: 280-46067

Method: 8081A
Preparation: 3510C

Lab Sample ID: LCS 280-46067/2-A
Client Matrix: Water
Dilution: 1.0
Date Analyzed: 12/22/2010 2335
Date Prepared: 12/20/2010 0900

Analysis Batch: 280-47181
Prep Batch: 280-46067
Units: ug/L

Instrument ID: GCS_P2
Lab File ID: 037F3701.D
Initial Weight/Volume: 1000 mL
Final Weight/Volume: 10000 uL
Injection Volume: 1 uL
Column ID: PRIMARY

Analyte	Spike Amount	Result	% Rec.	Limit	Qual
4,4'-DDD	0.500	0.458	92	63 - 127	
4,4'-DDE	0.500	0.493	99	61 - 119	
4,4'-DDT	0.500	0.485	97	53 - 128	
Aldrin	0.500	0.461	92	42 - 118	
alpha-BHC	0.500	0.504	101	66 - 115	
beta-BHC	0.500	0.479	96	69 - 119	
delta-BHC	0.500	0.514	103	75 - 124	
Dieldrin	0.500	0.519	104	68 - 119	
Endosulfan I	0.500	0.491	98	61 - 116	
Endosulfan II	0.500	0.516	103	63 - 117	
Endosulfan sulfate	0.500	0.493	99	70 - 119	
Endrin	0.500	0.535	107	66 - 127	
Endrin aldehyde	0.500	0.513	103	55 - 119	
Endrin ketone	0.500	0.482	96	63 - 122	
gamma-BHC (Lindane)	0.500	0.505	101	65 - 117	
Heptachlor	0.500	0.485	97	52 - 116	
Methoxychlor	0.500	0.456	91	50 - 130	

Surrogate	% Rec	Acceptance Limits
DCB Decachlorobiphenyl	100	34 - 122
Tetrachloro-m-xylene	88	28 - 115

Client: Waste Management

Job Number: 280-10950-1

Method Blank - Batch: 280-46067

Method: 8082
Preparation: 3510C

Lab Sample ID: MB 280-46067/1-A
Client Matrix: Water
Dilution: 1.0
Date Analyzed: 12/30/2010 1112
Date Prepared: 12/20/2010 0900

Analysis Batch: 280-47434
Prep Batch: 280-46067
Units: ug/L

Instrument ID: GCS_P3
Lab File ID: 064B0401.D
Initial Weight/Volume: 1000 mL
Final Weight/Volume: 10000 uL
Injection Volume: 1 uL
Column ID: PRIMARY

Analyte	Result	Qual	MDL	RL
Aroclor 1016	0.12	U	0.12	1.0
Aroclor 1221	0.21	U	0.21	1.0
Aroclor 1232	0.17	U	0.17	1.0
Aroclor 1242	0.10	U	0.10	1.0
Aroclor 1248	0.092	U	0.092	1.0
Aroclor 1254	0.11	U	0.11	1.0
Aroclor 1260	0.16	U	0.16	1.0

Surrogate	% Rec	Acceptance Limits
DCB Decachlorobiphenyl	101	30 - 136
Tetrachloro-m-xylene	96	25 - 120

Lab Control Sample/
Lab Control Sample Duplicate Recovery Report - Batch: 280-46067

Method: 8082
Preparation: 3510C

LCS Lab Sample ID: LCS 280-46067/4-A
Client Matrix: Water
Dilution: 1.0
Date Analyzed: 12/30/2010 1134
Date Prepared: 12/20/2010 0900

Analysis Batch: 280-47434
Prep Batch: 280-46067
Units: ug/L

Instrument ID: GCS_P3
Lab File ID: 065B0501.D
Initial Weight/Volume: 1000 mL
Final Weight/Volume: 10000 uL
Injection Volume: 1 uL
Column ID: PRIMARY

LCSD Lab Sample ID: LCSD 280-46067/5-A
Client Matrix: Water
Dilution: 1.0
Date Analyzed: 12/30/2010 1155
Date Prepared: 12/20/2010 0900

Analysis Batch: 280-47434
Prep Batch: 280-46067
Units: ug/L

Instrument ID: GCS_P3
Lab File ID: 066B0601.D
Initial Weight/Volume: 1000 mL
Final Weight/Volume: 10000 uL
Injection Volume: 1 uL
Column ID: PRIMARY

Analyte	% Rec. LCS	% Rec. LCSD	Limit	RPD	RPD Limit	LCS Qual	LCSD Qual
Aroclor 1016	89	101	58 - 128	12	30		
Aroclor 1260	96	116	69 - 140	18	30		

Surrogate	LCS % Rec	LCSD % Rec	Acceptance Limits
DCB Decachlorobiphenyl	85	99	30 - 136
Tetrachloro-m-xylene	80	100	25 - 120

Client: Waste Management

Job Number: 280-10950-1

Laboratory Control/
Laboratory Duplicate Data Report - Batch: 280-46067

Method: 8082
Preparation: 3510C

LCS Lab Sample ID:	LCS 280-46067/4-A	Units:	ug/L	LCSD Lab Sample ID:	LCSD 280-46067/5-A
Client Matrix:	Water			Client Matrix:	Water
Dilution:	1.0			Dilution:	1.0
Date Analyzed:	12/30/2010 1134			Date Analyzed:	12/30/2010 1155
Date Prepared:	12/20/2010 0900			Date Prepared:	12/20/2010 0900

Analyte	LCS Spike Amount	LCSD Spike Amount	LCS Result/Qual	LCSD Result/Qual
Aroclor 1016	2.00	2.00	1.78	2.01
Aroclor 1260	2.00	2.00	1.93	2.32

Client: Waste Management

Job Number: 280-10950-1

Method Blank - Batch: 280-46363

Method: 8151A
Preparation: 8151A

Lab Sample ID: MB 280-46363/1-A
Client Matrix: Water
Dilution: 1.0
Date Analyzed: 12/23/2010 2135
Date Prepared: 12/21/2010 1005

Analysis Batch: 280-47061
Prep Batch: 280-46363
Units: ug/L

Instrument ID: GCS_M
Lab File ID: 078B7801.D
Initial Weight/Volume: 1000 mL
Final Weight/Volume: 10000 uL
Injection Volume: 1 uL
Column ID: PRIMARY

Analyte	Result	Qual	MDL	RL
2,4-D	0.69	U	0.69	4.0
2,4,5-T	0.20	U	0.20	1.0
2,4,5-TP (Silvex)	0.25	U	0.25	1.0

Surrogate	% Rec	Acceptance Limits
2,4-Dichlorophenylacetic acid	71	39 - 135

Lab Control Sample/
Lab Control Sample Duplicate Recovery Report - Batch: 280-46363

Method: 8151A
Preparation: 8151A

LCS Lab Sample ID: LCS 280-46363/2-A
Client Matrix: Water
Dilution: 1.0
Date Analyzed: 12/23/2010 2157
Date Prepared: 12/21/2010 1005

Analysis Batch: 280-47061
Prep Batch: 280-46363
Units: ug/L

Instrument ID: GCS_M
Lab File ID: 079B7901.D
Initial Weight/Volume: 1000 mL
Final Weight/Volume: 10000 uL
Injection Volume: 1 uL
Column ID: PRIMARY

LCSD Lab Sample ID: LCSD 280-46363/3-A
Client Matrix: Water
Dilution: 1.0
Date Analyzed: 12/23/2010 2219
Date Prepared: 12/21/2010 1005

Analysis Batch: 280-47061
Prep Batch: 280-46363
Units: ug/L

Instrument ID: GCS_M
Lab File ID: 080B8001.D
Initial Weight/Volume: 1000 mL
Final Weight/Volume: 10000 uL
Injection Volume: 1 uL
Column ID: PRIMARY

Analyte	% Rec. LCS	% Rec. LCSD	Limit	RPD	RPD Limit	LCS Qual	LCSD Qual
2,4-D	95	107	15 - 140	12	30		
2,4,5-T	93	106	29 - 168	14	30		
2,4,5-TP (Silvex)	91	103	45 - 165	12	30		

Surrogate	LCS % Rec	LCSD % Rec	Acceptance Limits
2,4-Dichlorophenylacetic acid	88	97	39 - 135

Client: Waste Management

Job Number: 280-10950-1

Laboratory Control/
Laboratory Duplicate Data Report - Batch: 280-46363

Method: 8151A
Preparation: 8151A

LCS Lab Sample ID:	LCS 280-46363/2-A	Units:	ug/L	LCSD Lab Sample ID:	LCSD 280-46363/3-A
Client Matrix:	Water			Client Matrix:	Water
Dilution:	1.0			Dilution:	1.0
Date Analyzed:	12/23/2010 2157			Date Analyzed:	12/23/2010 2219
Date Prepared:	12/21/2010 1005			Date Prepared:	12/21/2010 1005

Analyte	LCS Spike Amount	LCSD Spike Amount	LCS Result/Qual	LCSD Result/Qual
2,4-D	4.60	4.60	4.37	4.93
2,4,5-T	4.80	4.80	4.45	5.10
2,4,5-TP (Silvex)	4.60	4.60	4.18	4.73

Client: Waste Management

Job Number: 280-10950-1

Method Blank - Batch: 280-45915

Method: 6010B
Preparation: 3005A
Total Recoverable

Lab Sample ID: MB 280-45915/1-A
Client Matrix: Water
Dilution: 1.0
Date Analyzed: 12/22/2010 1404
Date Prepared: 12/21/2010 1400

Analysis Batch: 280-46758
Prep Batch: 280-45915
Units: mg/L

Instrument ID: MT_026
Lab File ID: 26a122210.asc
Initial Weight/Volume: 50 mL
Final Weight/Volume: 50 mL

Analyte	Result	Qual	MDL	RL
Sodium	0.115	I	0.092	1.0

Method Blank - Batch: 280-45915

Method: 6010B
Preparation: 3005A
Total Recoverable

Lab Sample ID: MB 280-45915/1-A
Client Matrix: Water
Dilution: 1.0
Date Analyzed: 12/22/2010 1404
Date Prepared: 12/21/2010 1400

Analysis Batch: 280-46758
Prep Batch: 280-45915
Units: ug/L

Instrument ID: MT_026
Lab File ID: 26a122210.asc
Initial Weight/Volume: 50 mL
Final Weight/Volume: 50 mL

Analyte	Result	Qual	MDL	RL
Aluminum	18	U	18	100
Barium	0.58	U	0.58	10
Manganese	0.25	U	0.25	10
Cadmium	0.45	U	0.45	5.0
Cobalt	1.2	U	1.2	10
Chromium	0.66	U	0.66	10
Copper	1.4	U	1.4	15
Nickel	1.3	U	1.3	40
Lead	2.6	U	2.6	9.0
Selenium	4.9	U	4.9	15
Iron	22	U	22	100
Vanadium	1.1	U	1.1	10
Zinc	4.5	U	4.5	20
Silver	0.93	U	0.93	10

Client: Waste Management

Job Number: 280-10950-1

Lab Control Sample - Batch: 280-45915

Method: 6010B
Preparation: 3005A
Total Recoverable

Lab Sample ID: LCS 280-45915/2-A
Client Matrix: Water
Dilution: 1.0
Date Analyzed: 12/22/2010 1406
Date Prepared: 12/21/2010 1400

Analysis Batch: 280-46758
Prep Batch: 280-45915
Units: mg/L

Instrument ID: MT_026
Lab File ID: 26a122210.asc
Initial Weight/Volume: 50 mL
Final Weight/Volume: 50 mL

Analyte	Spike Amount	Result	% Rec.	Limit	Qual
Sodium	50.0	49.9	100	90 - 115	

Lab Control Sample - Batch: 280-45915

Method: 6010B
Preparation: 3005A
Total Recoverable

Lab Sample ID: LCS 280-45915/2-A
Client Matrix: Water
Dilution: 1.0
Date Analyzed: 12/22/2010 1406
Date Prepared: 12/21/2010 1400

Analysis Batch: 280-46758
Prep Batch: 280-45915
Units: ug/L

Instrument ID: MT_026
Lab File ID: 26a122210.asc
Initial Weight/Volume: 50 mL
Final Weight/Volume: 50 mL

Analyte	Spike Amount	Result	% Rec.	Limit	Qual
Aluminum	2000	1960	98	87 - 111	
Barium	2000	2010	100	90 - 112	
Manganese	500	501	100	90 - 110	
Cadmium	100	104	104	88 - 111	
Cobalt	500	500	100	89 - 111	
Chromium	200	208	104	90 - 113	
Copper	250	252	101	86 - 112	
Nickel	500	488	98	89 - 111	
Lead	500	502	100	89 - 110	
Selenium	2000	2060	103	85 - 112	
Iron	1000	977	98	89 - 115	
Vanadium	500	507	101	90 - 111	
Zinc	500	526	105	85 - 111	
Silver	50.0	56.4	113	86 - 115	

Client: Waste Management

Job Number: 280-10950-1

Matrix Spike/
Matrix Spike Duplicate Recovery Report - Batch: 280-45915

Method: 6010B
Preparation: 3005A
Total Recoverable

MS Lab Sample ID:	280-10950-1	Analysis Batch:	280-46758	Instrument ID:	MT_026
Client Matrix:	Water	Prep Batch:	280-45915	Lab File ID:	26a122210.asc
Dilution:	1.0			Initial Weight/Volume:	50 mL
Date Analyzed:	12/22/2010 1413			Final Weight/Volume:	50 mL
Date Prepared:	12/21/2010 1400				

MSD Lab Sample ID:	280-10950-1	Analysis Batch:	280-46758	Instrument ID:	MT_026
Client Matrix:	Water	Prep Batch:	280-45915	Lab File ID:	26a122210.asc
Dilution:	1.0			Initial Weight/Volume:	50 mL
Date Analyzed:	12/22/2010 1415			Final Weight/Volume:	50 mL
Date Prepared:	12/21/2010 1400				

	% Rec.						
Analyte	MS	MSD	Limit	RPD	RPD Limit	MS Qual	MSD Qual
Sodium	96	99	70 - 203	2	40		

Client: Waste Management

Job Number: 280-10950-1

Matrix Spike/
Matrix Spike Duplicate Recovery Report - Batch: 280-45915

Method: 6010B
Preparation: 3005A
Total Recoverable

MS Lab Sample ID:	280-10950-1	Analysis Batch:	280-46758	Instrument ID:	MT_026
Client Matrix:	Water	Prep Batch:	280-45915	Lab File ID:	26a122210.asc
Dilution:	1.0			Initial Weight/Volume:	50 mL
Date Analyzed:	12/22/2010 1413			Final Weight/Volume:	50 mL
Date Prepared:	12/21/2010 1400				

MSD Lab Sample ID:	280-10950-1	Analysis Batch:	280-46758	Instrument ID:	MT_026
Client Matrix:	Water	Prep Batch:	280-45915	Lab File ID:	26a122210.asc
Dilution:	1.0			Initial Weight/Volume:	50 mL
Date Analyzed:	12/22/2010 1415			Final Weight/Volume:	50 mL
Date Prepared:	12/21/2010 1400				

	% Rec.						
Analyte	MS	MSD	Limit	RPD	RPD Limit	MS Qual	MSD Qual
Aluminum	186	198	83 - 119	5	25	J3	J3
Barium	96	98	85 - 120	2	25		
Cadmium	97	100	82 - 119	3	25		
Manganese	94	96	79 - 121	2	25		
Cobalt	94	96	82 - 119	2	25		
Chromium	97	100	73 - 135	3	25		
Copper	95	98	82 - 129	3	25		
Nickel	91	93	84 - 120	2	25		
Lead	94	96	89 - 121	2	25		
Selenium	96	98	71 - 140	2	25		
Iron	114	119	52 - 155	2	25		
Vanadium	95	98	85 - 120	2	25		
Zinc	98	100	60 - 137	3	25		
Silver	102	106	75 - 141	4	25		

Client: Waste Management

Job Number: 280-10950-1

Matrix Spike/
Matrix Spike Duplicate Recovery Report - Batch: 280-45915

Method: 6010B
Preparation: 3005A
Total Recoverable

MS Lab Sample ID:	280-10950-1	Units: mg/L	MSD Lab Sample ID:	280-10950-1
Client Matrix:	Water		Client Matrix:	Water
Dilution:	1.0		Dilution:	1.0
Date Analyzed:	12/22/2010 1413		Date Analyzed:	12/22/2010 1415
Date Prepared:	12/21/2010 1400		Date Prepared:	12/21/2010 1400

Analyte	Sample Result/Qual	MS Spike Amount	MSD Spike Amount	MS Result/Qual	MSD Result/Qual
Sodium	5.0	50.0	50.0	53.0	54.3

Matrix Spike/
Matrix Spike Duplicate Recovery Report - Batch: 280-45915

Method: 6010B
Preparation: 3005A
Total Recoverable

MS Lab Sample ID:	280-10950-1	Units: ug/L	MSD Lab Sample ID:	280-10950-1
Client Matrix:	Water		Client Matrix:	Water
Dilution:	1.0		Dilution:	1.0
Date Analyzed:	12/22/2010 1413		Date Analyzed:	12/22/2010 1415
Date Prepared:	12/21/2010 1400		Date Prepared:	12/21/2010 1400

Analyte	Sample Result/Qual		MS Spike Amount	MSD Spike Amount	MS Result/Qual		MSD Result/Qual	
Aluminum	1400		2000	2000	5100	J3	5350	J3
Barium	23		2000	2000	1940		1970	
Cadmium	0.45	U	100	100	97.2		99.9	
Manganese	8.7	I	500	500	479		491	
Cobalt	1.2	U	500	500	468		478	
Chromium	5.1	I	200	200	200		205	
Copper	1.4	U	250	250	237		244	
Nickel	1.9	I	500	500	458		467	
Lead	2.6	U	500	500	472		481	
Selenium	11	I	2000	2000	1930		1980	
Iron	730		1000	1000	1870		1920	
Vanadium	3.1	I	500	500	480		492	
Zinc	8.9	I	500	500	498		511	
Silver	1.1	I	50.0	50.0	52.0		54.2	

Client: Waste Management

Job Number: 280-10950-1

Method Blank - Batch: 280-46059

Method: 6010B
Preparation: 3005A
Total Recoverable

Lab Sample ID: MB 280-46059/1-A
Client Matrix: Water
Dilution: 1.0
Date Analyzed: 12/28/2010 1708
Date Prepared: 12/28/2010 0800

Analysis Batch: 280-47121
Prep Batch: 280-46059
Units: mg/L

Instrument ID: MT_026
Lab File ID: 26a122810.asc
Initial Weight/Volume: 50 mL
Final Weight/Volume: 50 mL

Analyte	Result	Qual	MDL	RL
Sodium	0.092	U	0.092	1.0

Method Blank - Batch: 280-46059

Method: 6010B
Preparation: 3005A
Total Recoverable

Lab Sample ID: MB 280-46059/1-A
Client Matrix: Water
Dilution: 1.0
Date Analyzed: 12/28/2010 1708
Date Prepared: 12/28/2010 0800

Analysis Batch: 280-47121
Prep Batch: 280-46059
Units: ug/L

Instrument ID: MT_026
Lab File ID: 26a122810.asc
Initial Weight/Volume: 50 mL
Final Weight/Volume: 50 mL

Analyte	Result	Qual	MDL	RL
Aluminum	18	U	18	100
Barium	2.61	I	0.58	10
Manganese	0.290	I	0.25	10
Cadmium	0.45	U	0.45	5.0
Cobalt	1.2	U	1.2	10
Chromium	0.66	U	0.66	10
Copper	1.4	U	1.4	15
Nickel	1.3	U	1.3	40
Lead	2.6	U	2.6	9.0
Selenium	4.9	U	4.9	15
Iron	22	U	22	100
Vanadium	1.1	U	1.1	10
Zinc	4.5	U	4.5	20
Silver	2.28	I	0.93	10
Tin	5.8	U	5.8	100

Client: Waste Management

Job Number: 280-10950-1

Lab Control Sample - Batch: 280-46059

Method: 6010B
Preparation: 3005A
Total Recoverable

Lab Sample ID: LCS 280-46059/2-A
Client Matrix: Water
Dilution: 1.0
Date Analyzed: 12/28/2010 1710
Date Prepared: 12/28/2010 0800

Analysis Batch: 280-47121
Prep Batch: 280-46059
Units: mg/L

Instrument ID: MT_026
Lab File ID: 26a122810.asc
Initial Weight/Volume: 50 mL
Final Weight/Volume: 50 mL

Analyte	Spike Amount	Result	% Rec.	Limit	Qual
Sodium	50.0	54.4	109	90 - 115	

Lab Control Sample - Batch: 280-46059

Method: 6010B
Preparation: 3005A
Total Recoverable

Lab Sample ID: LCS 280-46059/2-A
Client Matrix: Water
Dilution: 1.0
Date Analyzed: 12/28/2010 1710
Date Prepared: 12/28/2010 0800

Analysis Batch: 280-47121
Prep Batch: 280-46059
Units: ug/L

Instrument ID: MT_026
Lab File ID: 26a122810.asc
Initial Weight/Volume: 50 mL
Final Weight/Volume: 50 mL

Analyte	Spike Amount	Result	% Rec.	Limit	Qual
Aluminum	2000	2060	103	87 - 111	
Barium	2000	2120	106	90 - 112	
Manganese	500	509	102	90 - 110	
Cadmium	100	108	108	88 - 111	
Cobalt	500	517	103	89 - 111	
Chromium	200	198	99	90 - 113	
Copper	250	257	103	86 - 112	
Nickel	500	498	100	89 - 111	
Lead	500	515	103	89 - 110	
Selenium	2000	2220	111	85 - 112	
Iron	1000	995	100	89 - 115	
Vanadium	500	510	102	90 - 111	
Zinc	500	521	104	85 - 111	
Silver	50.0	57.7	115	86 - 115	
Tin	2000	2080	104	85 - 113	

Client: Waste Management

Job Number: 280-10950-1

Matrix Spike/
Matrix Spike Duplicate Recovery Report - Batch: 280-46059

Method: 6010B
Preparation: 3005A
Total Recoverable

MS Lab Sample ID:	280-11013-1	Analysis Batch:	280-47121	Instrument ID:	MT_026
Client Matrix:	Water	Prep Batch:	280-46059	Lab File ID:	26a122810.asc
Dilution:	1.0			Initial Weight/Volume:	50 mL
Date Analyzed:	12/28/2010 1719			Final Weight/Volume:	50 mL
Date Prepared:	12/28/2010 0800				

MSD Lab Sample ID:	280-11013-1	Analysis Batch:	280-47121	Instrument ID:	MT_026
Client Matrix:	Water	Prep Batch:	280-46059	Lab File ID:	26a122810.asc
Dilution:	1.0			Initial Weight/Volume:	50 mL
Date Analyzed:	12/28/2010 1721			Final Weight/Volume:	50 mL
Date Prepared:	12/28/2010 0800				

	% Rec.						
Analyte	MS	MSD	Limit	RPD	RPD Limit	MS Qual	MSD Qual
Sodium	-52013	-52014	70 - 203	1	40	J3	J3

Client: Waste Management

Job Number: 280-10950-1

Matrix Spike/
Matrix Spike Duplicate Recovery Report - Batch: 280-46059

Method: 6010B
Preparation: 3005A
Total Recoverable

MS Lab Sample ID:	280-11013-1	Analysis Batch:	280-47121	Instrument ID:	MT_026
Client Matrix:	Water	Prep Batch:	280-46059	Lab File ID:	26a122810.asc
Dilution:	1.0			Initial Weight/Volume:	50 mL
Date Analyzed:	12/28/2010 1719			Final Weight/Volume:	50 mL
Date Prepared:	12/28/2010 0800				

MSD Lab Sample ID:	280-11013-1	Analysis Batch:	280-47121	Instrument ID:	MT_026
Client Matrix:	Water	Prep Batch:	280-46059	Lab File ID:	26a122810.asc
Dilution:	1.0			Initial Weight/Volume:	50 mL
Date Analyzed:	12/28/2010 1721			Final Weight/Volume:	50 mL
Date Prepared:	12/28/2010 0800				

	% Rec.						
Analyte	MS	MSD	Limit	RPD	RPD Limit	MS Qual	MSD Qual
Aluminum	107	106	83 - 119	0	25		
Barium	106	105	85 - 120	1	25		
Cadmium	107	107	82 - 119	0	25		
Manganese	102	102	79 - 121	0	25		
Cobalt	103	103	82 - 119	0	25		
Chromium	100	99	73 - 135	0	25		
Copper	103	104	82 - 129	0	25		
Nickel	100	99	84 - 120	1	25		
Lead	103	103	89 - 121	0	25		
Selenium	110	111	71 - 140	1	25		
Iron	101	101	52 - 155	0	25		
Vanadium	103	103	85 - 120	0	25		
Zinc	104	105	60 - 137	0	25		
Silver	114	117	75 - 141	3	25		
Tin	103	103	77 - 126	0	25		

Client: Waste Management

Job Number: 280-10950-1

Matrix Spike/
Matrix Spike Duplicate Recovery Report - Batch: 280-46059

Method: 6010B
Preparation: 3005A
Total Recoverable

MS Lab Sample ID:	280-11013-1	Units: mg/L	MSD Lab Sample ID:	280-11013-1
Client Matrix:	Water		Client Matrix:	Water
Dilution:	1.0		Dilution:	1.0
Date Analyzed:	12/28/2010 1719		Date Analyzed:	12/28/2010 1721
Date Prepared:	12/28/2010 0800		Date Prepared:	12/28/2010 0800

Analyte	Sample Result/Qual		MS Spike Amount	MSD Spike Amount	MS Result/Qual		MSD Result/Qual	
Sodium	26000		50.0	50.0	79.4	J3	78.8	J3

Matrix Spike/
Matrix Spike Duplicate Recovery Report - Batch: 280-46059

Method: 6010B
Preparation: 3005A
Total Recoverable

MS Lab Sample ID:	280-11013-1	Units: ug/L	MSD Lab Sample ID:	280-11013-1
Client Matrix:	Water		Client Matrix:	Water
Dilution:	1.0		Dilution:	1.0
Date Analyzed:	12/28/2010 1719		Date Analyzed:	12/28/2010 1721
Date Prepared:	12/28/2010 0800		Date Prepared:	12/28/2010 0800

Analyte	Sample Result/Qual		MS Spike Amount	MSD Spike Amount	MS Result/Qual	MSD Result/Qual
Aluminum	310		2000	2000	2440	2430
Barium	12		2000	2000	2130	2120
Cadmium	0.45	U	100	100	107	107
Manganese	2.8	I	500	500	514	515
Cobalt	1.2	U	500	500	516	516
Chromium	0.66	I	200	200	200	199
Copper	3.5	I	250	250	262	263
Nickel	1.3	U	500	500	498	496
Lead	2.6	U	500	500	513	514
Selenium	4.9	U	2000	2000	2190	2210
Iron	180		1000	1000	1190	1190
Vanadium	2.6	I	500	500	518	518
Zinc	9.1	I	500	500	531	532
Silver	0.93	U	50.0	50.0	57.0	58.7
Tin	5.8	U	2000	2000	2050	2060

Client: Waste Management

Job Number: 280-10950-1

Method Blank - Batch: 280-46316

Method: 6010B
Preparation: 3005A
Total Recoverable

Lab Sample ID: MB 280-46316/1-A
Client Matrix: Water
Dilution: 1.0
Date Analyzed: 12/22/2010 1622
Date Prepared: 12/22/2010 0900

Analysis Batch: 280-46733
Prep Batch: 280-46316
Units: mg/L

Instrument ID: MT_025
Lab File ID: 25A1122210.asc
Initial Weight/Volume: 50 mL
Final Weight/Volume: 50 mL

Analyte	Result	Qual	MDL	RL
Sodium	0.092	U	0.092	1.0

Method Blank - Batch: 280-46316

Method: 6010B
Preparation: 3005A
Total Recoverable

Lab Sample ID: MB 280-46316/1-A
Client Matrix: Water
Dilution: 1.0
Date Analyzed: 12/22/2010 1622
Date Prepared: 12/22/2010 0900

Analysis Batch: 280-46733
Prep Batch: 280-46316
Units: ug/L

Instrument ID: MT_025
Lab File ID: 25A1122210.asc
Initial Weight/Volume: 50 mL
Final Weight/Volume: 50 mL

Analyte	Result	Qual	MDL	RL
Barium	0.740	I	0.58	10
Cadmium	0.45	U	0.45	5.0
Cobalt	1.2	U	1.2	10
Chromium	0.66	U	0.66	10
Copper	1.4	U	1.4	15
Nickel	1.3	U	1.3	40
Lead	2.6	U	2.6	9.0
Selenium	4.9	U	4.9	15
Iron	22	U	22	100
Vanadium	1.1	U	1.1	10
Zinc	4.5	U	4.5	20
Silver	0.93	U	0.93	10

Client: Waste Management

Job Number: 280-10950-1

Lab Control Sample - Batch: 280-46316

Method: 6010B
Preparation: 3005A
Total Recoverable

Lab Sample ID: LCS 280-46316/2-A
Client Matrix: Water
Dilution: 1.0
Date Analyzed: 12/22/2010 1625
Date Prepared: 12/22/2010 0900

Analysis Batch: 280-46733
Prep Batch: 280-46316
Units: mg/L

Instrument ID: MT_025
Lab File ID: 25A1122210.asc
Initial Weight/Volume: 50 mL
Final Weight/Volume: 50 mL

Analyte	Spike Amount	Result	% Rec.	Limit	Qual
Sodium	50.0	53.3	107	90 - 115	

Lab Control Sample - Batch: 280-46316

Method: 6010B
Preparation: 3005A
Total Recoverable

Lab Sample ID: LCS 280-46316/2-A
Client Matrix: Water
Dilution: 1.0
Date Analyzed: 12/22/2010 1625
Date Prepared: 12/22/2010 0900

Analysis Batch: 280-46733
Prep Batch: 280-46316
Units: ug/L

Instrument ID: MT_025
Lab File ID: 25A1122210.asc
Initial Weight/Volume: 50 mL
Final Weight/Volume: 50 mL

Analyte	Spike Amount	Result	% Rec.	Limit	Qual
Barium	2000	2090	104	90 - 112	
Cadmium	100	107	107	88 - 111	
Cobalt	500	499	100	89 - 111	
Chromium	200	205	103	90 - 113	
Copper	250	265	106	86 - 112	
Nickel	500	501	100	89 - 111	
Lead	500	521	104	89 - 110	
Selenium	2000	2140	107	85 - 112	
Iron	1000	1020	102	89 - 115	
Vanadium	500	520	104	90 - 111	
Zinc	500	499	100	85 - 111	
Silver	50.0	54.3	109	86 - 115	

Client: Waste Management

Job Number: 280-10950-1

Matrix Spike/
Matrix Spike Duplicate Recovery Report - Batch: 280-46316

Method: 6010B
Preparation: 3005A
Total Recoverable

MS Lab Sample ID:	280-11013-1	Analysis Batch:	280-46733	Instrument ID:	MT_025
Client Matrix:	Water	Prep Batch:	280-46316	Lab File ID:	25A1122210.asc
Dilution:	1.0			Initial Weight/Volume:	50 mL
Date Analyzed:	12/22/2010 1634			Final Weight/Volume:	50 mL
Date Prepared:	12/22/2010 0900				

MSD Lab Sample ID:	280-11013-1	Analysis Batch:	280-46733	Instrument ID:	MT_025
Client Matrix:	Water	Prep Batch:	280-46316	Lab File ID:	25A1122210.asc
Dilution:	1.0			Initial Weight/Volume:	50 mL
Date Analyzed:	12/22/2010 1636			Final Weight/Volume:	50 mL
Date Prepared:	12/22/2010 0900				

	% Rec.						
Analyte	MS	MSD	Limit	RPD	RPD Limit	MS Qual	MSD Qual
Sodium	105	104	70 - 203	1	40		

Client: Waste Management

Job Number: 280-10950-1

Matrix Spike/
Matrix Spike Duplicate Recovery Report - Batch: 280-46316

Method: 6010B
Preparation: 3005A
Total Recoverable

MS Lab Sample ID:	280-11013-1	Analysis Batch:	280-46733	Instrument ID:	MT_025
Client Matrix:	Water	Prep Batch:	280-46316	Lab File ID:	25A1122210.asc
Dilution:	1.0			Initial Weight/Volume:	50 mL
Date Analyzed:	12/22/2010 1634			Final Weight/Volume:	50 mL
Date Prepared:	12/22/2010 0900				

MSD Lab Sample ID:	280-11013-1	Analysis Batch:	280-46733	Instrument ID:	MT_025
Client Matrix:	Water	Prep Batch:	280-46316	Lab File ID:	25A1122210.asc
Dilution:	1.0			Initial Weight/Volume:	50 mL
Date Analyzed:	12/22/2010 1636			Final Weight/Volume:	50 mL
Date Prepared:	12/22/2010 0900				

	% Rec.						
Analyte	MS	MSD	Limit	RPD	RPD Limit	MS Qual	MSD Qual
Barium	103	103	85 - 120	1	25		
Cadmium	106	105	82 - 119	0	25		
Cobalt	98	98	82 - 119	0	25		
Chromium	102	101	73 - 135	1	25		
Copper	105	104	82 - 129	1	25		
Nickel	99	98	84 - 120	0	25		
Lead	102	102	89 - 121	0	25		
Selenium	105	104	71 - 140	1	25		
Iron	103	103	52 - 155	0	25		
Vanadium	103	102	85 - 120	1	25		
Zinc	97	96	60 - 137	1	25		
Silver	108	105	75 - 141	2	25		

Client: Waste Management

Job Number: 280-10950-1

Matrix Spike/
Matrix Spike Duplicate Recovery Report - Batch: 280-46316

Method: 6010B
Preparation: 3005A
Total Recoverable

MS Lab Sample ID:	280-11013-1	Units: mg/L	MSD Lab Sample ID:	280-11013-1
Client Matrix:	Water		Client Matrix:	Water
Dilution:	1.0		Dilution:	1.0
Date Analyzed:	12/22/2010 1634		Date Analyzed:	12/22/2010 1636
Date Prepared:	12/22/2010 0900		Date Prepared:	12/22/2010 0900

Analyte	Sample Result/Qual	MS Spike Amount	MSD Spike Amount	MS Result/Qual	MSD Result/Qual
Sodium	26	50.0	50.0	78.2	77.7

Matrix Spike/
Matrix Spike Duplicate Recovery Report - Batch: 280-46316

Method: 6010B
Preparation: 3005A
Total Recoverable

MS Lab Sample ID:	280-11013-1	Units: ug/L	MSD Lab Sample ID:	280-11013-1
Client Matrix:	Water		Client Matrix:	Water
Dilution:	1.0		Dilution:	1.0
Date Analyzed:	12/22/2010 1634		Date Analyzed:	12/22/2010 1636
Date Prepared:	12/22/2010 0900		Date Prepared:	12/22/2010 0900

Analyte	Sample Result/Qual		MS Spike Amount	MSD Spike Amount	MS Result/Qual	MSD Result/Qual
Barium	10		2000	2000	2070	2060
Cadmium	0.45	U	100	100	106	105
Cobalt	1.2	U	500	500	491	488
Chromium	0.87	I	200	200	204	202
Copper	3.7	I	250	250	266	264
Nickel	1.3	U	500	500	494	492
Lead	2.6	U	500	500	510	510
Selenium	6.2	I	2000	2000	2110	2090
Iron	190		1000	1000	1220	1210
Vanadium	2.4	I	500	500	516	512
Zinc	8.2	I	500	500	494	491
Silver	0.93	U	50.0	50.0	53.9	52.7

Client: Waste Management

Job Number: 280-10950-1

Method Blank - Batch: 280-45914

Method: 6020
Preparation: 3005A
Total Recoverable

Lab Sample ID: MB 280-45914/1-A
Client Matrix: Water
Dilution: 1.0
Date Analyzed: 12/23/2010 0435
Date Prepared: 12/20/2010 0900

Analysis Batch: 280-46774
Prep Batch: 280-45914
Units: ug/L

Instrument ID: MT_024
Lab File ID: 217_BLK.D
Initial Weight/Volume: 50 mL
Final Weight/Volume: 50 mL

Analyte	Result	Qual	MDL	RL
Antimony	0.070	U	0.070	2.0
Arsenic	0.21	U	0.21	5.0
Beryllium	0.080	U	0.080	1.0
Thallium	0.0215	I	0.020	1.0

Lab Control Sample - Batch: 280-45914

Method: 6020
Preparation: 3005A
Total Recoverable

Lab Sample ID: LCS 280-45914/2-A
Client Matrix: Water
Dilution: 1.0
Date Analyzed: 12/23/2010 0437
Date Prepared: 12/20/2010 0900

Analysis Batch: 280-46774
Prep Batch: 280-45914
Units: ug/L

Instrument ID: MT_024
Lab File ID: 218_LCS.D
Initial Weight/Volume: 50 mL
Final Weight/Volume: 50 mL

Analyte	Spike Amount	Result	% Rec.	Limit	Qual
Antimony	40.0	41.7	104	85 - 115	
Arsenic	40.0	41.5	104	85 - 117	
Beryllium	40.0	43.8	110	80 - 125	
Thallium	40.0	41.1	103	85 - 118	

Client: Waste Management

Job Number: 280-10950-1

Matrix Spike/
Matrix Spike Duplicate Recovery Report - Batch: 280-45914

Method: 6020
Preparation: 3005A
Total Recoverable

MS Lab Sample ID:	280-10930-B-1-D MS	Analysis Batch:	280-46774	Instrument ID:	MT_024
Client Matrix:	Water	Prep Batch:	280-45914	Lab File ID:	222_MS.D
Dilution:	1.0			Initial Weight/Volume:	50 mL
Date Analyzed:	12/23/2010 0449			Final Weight/Volume:	50 mL
Date Prepared:	12/20/2010 0900				

MSD Lab Sample ID:	280-10930-B-1-E MSD	Analysis Batch:	280-46774	Instrument ID:	MT_024
Client Matrix:	Water	Prep Batch:	280-45914	Lab File ID:	223_MSD.D
Dilution:	1.0			Initial Weight/Volume:	50 mL
Date Analyzed:	12/23/2010 0451			Final Weight/Volume:	50 mL
Date Prepared:	12/20/2010 0900				

	% Rec.						
Analyte	MS	MSD	Limit	RPD	RPD Limit	MS Qual	MSD Qual
Antimony	108	108	85 - 115	0	20		
Arsenic	106	110	85 - 117	3	20		
Beryllium	102	102	80 - 125	0	20		
Thallium	93	95	85 - 118	2	20		

Matrix Spike/
Matrix Spike Duplicate Recovery Report - Batch: 280-45914

Method: 6020
Preparation: 3005A
Total Recoverable

MS Lab Sample ID:	280-10930-B-1-D MS	Units: ug/L		MSD Lab Sample ID:	280-10930-B-1-E MSD
Client Matrix:	Water			Client Matrix:	Water
Dilution:	1.0			Dilution:	1.0
Date Analyzed:	12/23/2010 0449			Date Analyzed:	12/23/2010 0451
Date Prepared:	12/20/2010 0900			Date Prepared:	12/20/2010 0900

	Sample		MS Spike	MSD Spike	MS	MSD
Analyte	Result/Qual		Amount	Amount	Result/Qual	Result/Qual
Antimony	0.24	I	40.0	40.0	43.5	43.5
Arsenic	9.0		40.0	40.0	51.3	53.2
Beryllium	0.080	U	40.0	40.0	40.8	40.7
Thallium	0.086	I	40.0	40.0	37.5	38.2

Client: Waste Management

Job Number: 280-10950-1

Method Blank - Batch: 280-46060

Method: 6020
Preparation: 3005A
Total Recoverable

Lab Sample ID: MB 280-46060/1-A
Client Matrix: Water
Dilution: 1.0
Date Analyzed: 12/23/2010 0624
Date Prepared: 12/22/2010 1300

Analysis Batch: 280-46774
Prep Batch: 280-46060
Units: ug/L

Instrument ID: MT_024
Lab File ID: 256_BLK.D
Initial Weight/Volume: 50 mL
Final Weight/Volume: 50 mL

Analyte	Result	Qual	MDL	RL
Antimony	0.070	U	0.070	2.0
Arsenic	0.21	U	0.21	5.0
Beryllium	0.080	U	0.080	1.0
Thallium	0.020	U	0.020	1.0

Lab Control Sample - Batch: 280-46060

Method: 6020
Preparation: 3005A
Total Recoverable

Lab Sample ID: LCS 280-46060/2-A
Client Matrix: Water
Dilution: 1.0
Date Analyzed: 12/23/2010 0626
Date Prepared: 12/22/2010 1300

Analysis Batch: 280-46774
Prep Batch: 280-46060
Units: ug/L

Instrument ID: MT_024
Lab File ID: 257_LCS.D
Initial Weight/Volume: 50 mL
Final Weight/Volume: 50 mL

Analyte	Spike Amount	Result	% Rec.	Limit	Qual
Antimony	40.0	42.6	106	85 - 115	
Arsenic	40.0	41.9	105	85 - 117	
Beryllium	40.0	40.8	102	80 - 125	
Thallium	40.0	41.8	105	85 - 118	

Client: Waste Management

Job Number: 280-10950-1

Matrix Spike/
Matrix Spike Duplicate Recovery Report - Batch: 280-46060

Method: 6020
Preparation: 3005A
Total Recoverable

MS Lab Sample ID:	280-11018-C-1-B MS	Analysis Batch:	280-46774	Instrument ID:	MT_024
Client Matrix:	Water	Prep Batch:	280-46060	Lab File ID:	264_MS.D
Dilution:	1.0			Initial Weight/Volume:	50 mL
Date Analyzed:	12/23/2010 0646			Final Weight/Volume:	50 mL
Date Prepared:	12/22/2010 1300				

MSD Lab Sample ID:	280-11018-C-1-C MSD	Analysis Batch:	280-46774	Instrument ID:	MT_024
Client Matrix:	Water	Prep Batch:	280-46060	Lab File ID:	265_MSD.D
Dilution:	1.0			Initial Weight/Volume:	50 mL
Date Analyzed:	12/23/2010 0649			Final Weight/Volume:	50 mL
Date Prepared:	12/22/2010 1300				

	% Rec.						
Analyte	MS	MSD	Limit	RPD	RPD Limit	MS Qual	MSD Qual
Antimony	111	108	85 - 115	3	20		
Arsenic	117	108	85 - 117	7	20		
Beryllium	107	105	80 - 125	2	20		
Thallium	103	100	85 - 118	3	20		

Matrix Spike/
Matrix Spike Duplicate Recovery Report - Batch: 280-46060

Method: 6020
Preparation: 3005A
Total Recoverable

MS Lab Sample ID:	280-11018-C-1-B MS	Units: ug/L	MSD Lab Sample ID: 280-11018-C-1-C MSD
Client Matrix:	Water		Client Matrix: Water
Dilution:	1.0		Dilution: 1.0
Date Analyzed:	12/23/2010 0646		Date Analyzed: 12/23/2010 0649
Date Prepared:	12/22/2010 1300		Date Prepared: 12/22/2010 1300

	Sample		MS Spike	MSD Spike	MS	MSD
Analyte	Result/Qual		Amount	Amount	Result/Qual	Result/Qual
Antimony	0.27	I	40.0	40.0	44.6	43.4
Arsenic	4.5	I	40.0	40.0	51.2	47.5
Beryllium	0.080	U	40.0	40.0	42.6	42.0
Thallium	0.020	U	40.0	40.0	41.1	39.8

Client: Waste Management

Job Number: 280-10950-1

Method Blank - Batch: 280-46317

Method: 6020
Preparation: 3005A
Total Recoverable

Lab Sample ID: MB 280-46317/1-A
Client Matrix: Water
Dilution: 1.0
Date Analyzed: 12/23/2010 2302
Date Prepared: 12/22/2010 1300

Analysis Batch: 280-46917
Prep Batch: 280-46317
Units: ug/L

Instrument ID: MT_024
Lab File ID: 203_BLK.D
Initial Weight/Volume: 50 mL
Final Weight/Volume: 50 mL

Analyte	Result	Qual	MDL	RL
Antimony	0.070	U	0.070	2.0
Arsenic	0.21	U	0.21	5.0
Beryllium	0.080	U	0.080	1.0
Thallium	0.020	U	0.020	1.0

Lab Control Sample - Batch: 280-46317

Method: 6020
Preparation: 3005A
Total Recoverable

Lab Sample ID: LCS 280-46317/2-A
Client Matrix: Water
Dilution: 1.0
Date Analyzed: 12/23/2010 2305
Date Prepared: 12/22/2010 1300

Analysis Batch: 280-46917
Prep Batch: 280-46317
Units: ug/L

Instrument ID: MT_024
Lab File ID: 204_LCS.D
Initial Weight/Volume: 50 mL
Final Weight/Volume: 50 mL

Analyte	Spike Amount	Result	% Rec.	Limit	Qual
Antimony	40.0	41.4	104	85 - 115	
Arsenic	40.0	41.1	103	85 - 117	
Beryllium	40.0	43.3	108	80 - 125	
Thallium	40.0	41.6	104	85 - 118	

Client: Waste Management

Job Number: 280-10950-1

Matrix Spike/
Matrix Spike Duplicate Recovery Report - Batch: 280-46317

Method: 6020
Preparation: 3005A
Total Recoverable

MS Lab Sample ID:	280-11013-2	Analysis Batch:	280-46917	Instrument ID:	MT_024
Client Matrix:	Water	Prep Batch:	280-46317	Lab File ID:	210_MS.D
Dilution:	1.0			Initial Weight/Volume:	50 mL
Date Analyzed:	12/23/2010 2322			Final Weight/Volume:	50 mL
Date Prepared:	12/22/2010 1300				

MSD Lab Sample ID:	280-11013-2	Analysis Batch:	280-46917	Instrument ID:	MT_024
Client Matrix:	Water	Prep Batch:	280-46317	Lab File ID:	211_MSD.D
Dilution:	1.0			Initial Weight/Volume:	50 mL
Date Analyzed:	12/23/2010 2325			Final Weight/Volume:	50 mL
Date Prepared:	12/22/2010 1300				

	% Rec.						
Analyte	MS	MSD	Limit	RPD	RPD Limit	MS Qual	MSD Qual
Antimony	107	105	85 - 115	1	20		
Arsenic	108	108	85 - 117	0	20		
Beryllium	106	112	80 - 125	5	20		
Thallium	105	102	85 - 118	3	20		

Matrix Spike/
Matrix Spike Duplicate Recovery Report - Batch: 280-46317

Method: 6020
Preparation: 3005A
Total Recoverable

MS Lab Sample ID:	280-11013-2	Units: ug/L		MSD Lab Sample ID:	280-11013-2
Client Matrix:	Water			Client Matrix:	Water
Dilution:	1.0			Dilution:	1.0
Date Analyzed:	12/23/2010 2322			Date Analyzed:	12/23/2010 2325
Date Prepared:	12/22/2010 1300			Date Prepared:	12/22/2010 1300

	Sample		MS Spike	MSD Spike	MS	MSD
Analyte	Result/Qual		Amount	Amount	Result/Qual	Result/Qual
Antimony	0.63	I	40.0	40.0	43.3	42.8
Arsenic	1.5	I	40.0	40.0	44.6	44.5
Beryllium	0.080	U	40.0	40.0	42.4	44.7
Thallium	0.020	U	40.0	40.0	42.0	40.8

Client: Waste Management

Job Number: 280-10950-1

Method Blank - Batch: 280-45902

Method: 7470A
Preparation: 7470A

Lab Sample ID: MB 280-45902/1-A
Client Matrix: Water
Dilution: 1.0
Date Analyzed: 12/20/2010 1511
Date Prepared: 12/20/2010 0920

Analysis Batch: 280-46417
Prep Batch: 280-45902
Units: ug/L

Instrument ID: MT_033
Lab File ID: 101220AA.txt
Initial Weight/Volume: 10 mL
Final Weight/Volume: 10 mL

Analyte	Result	Qual	MDL	RL
Mercury	0.027	U	0.027	0.20

Lab Control Sample - Batch: 280-45902

Method: 7470A
Preparation: 7470A

Lab Sample ID: LCS 280-45902/2-A
Client Matrix: Water
Dilution: 1.0
Date Analyzed: 12/20/2010 1514
Date Prepared: 12/20/2010 0920

Analysis Batch: 280-46417
Prep Batch: 280-45902
Units: ug/L

Instrument ID: MT_033
Lab File ID: 101220AA.txt
Initial Weight/Volume: 10 mL
Final Weight/Volume: 10 mL

Analyte	Spike Amount	Result	% Rec.	Limit	Qual
Mercury	5.00	4.96	99	88 - 111	

Matrix Spike/
Matrix Spike Duplicate Recovery Report - Batch: 280-45902

Method: 7470A
Preparation: 7470A

MS Lab Sample ID: 280-10908-G-1-B MS
Client Matrix: Water
Dilution: 1.0
Date Analyzed: 12/20/2010 1518
Date Prepared: 12/20/2010 0920

Analysis Batch: 280-46417
Prep Batch: 280-45902

Instrument ID: MT_033
Lab File ID: 101220AA.txt
Initial Weight/Volume: 10 mL
Final Weight/Volume: 10 mL

MSD Lab Sample ID: 280-10908-G-1-C MSD
Client Matrix: Water
Dilution: 1.0
Date Analyzed: 12/20/2010 1521
Date Prepared: 12/20/2010 0920

Analysis Batch: 280-46417
Prep Batch: 280-45902

Instrument ID: MT_033
Lab File ID: 101220AA.txt
Initial Weight/Volume: 10 mL
Final Weight/Volume: 10 mL

Analyte	% Rec. MS	% Rec. MSD	Limit	RPD	RPD Limit	MS Qual	MSD Qual
Mercury	80	79	88 - 111	1	10	J3	J3

Client: Waste Management

Job Number: 280-10950-1

Matrix Spike/
Matrix Spike Duplicate Recovery Report - Batch: 280-45902

Method: 7470A
Preparation: 7470A

MS Lab Sample ID:	280-10908-G-1-B MS	Units: ug/L	MSD Lab Sample ID:	280-10908-G-1-C MSD
Client Matrix:	Water		Client Matrix:	Water
Dilution:	1.0		Dilution:	1.0
Date Analyzed:	12/20/2010 1518		Date Analyzed:	12/20/2010 1521
Date Prepared:	12/20/2010 0920		Date Prepared:	12/20/2010 0920

Analyte	Sample Result/Qual		MS Spike Amount	MSD Spike Amount	MS Result/Qual		MSD Result/Qual	
Mercury	0.027	U	5.00	5.00	3.99	J3	3.94	J3

Client: Waste Management

Job Number: 280-10950-1

Method Blank - Batch: 280-45905

Method: 7470A
Preparation: 7470A

Lab Sample ID: MB 280-45905/1-A
Client Matrix: Water
Dilution: 1.0
Date Analyzed: 12/20/2010 1616
Date Prepared: 12/20/2010 0920

Analysis Batch: 280-46417
Prep Batch: 280-45905
Units: ug/L

Instrument ID: MT_033
Lab File ID: 101220AA.txt
Initial Weight/Volume: 10 mL
Final Weight/Volume: 10 mL

Analyte	Result	Qual	MDL	RL
Mercury	0.027	U	0.027	0.20

Lab Control Sample - Batch: 280-45905

Method: 7470A
Preparation: 7470A

Lab Sample ID: LCS 280-45905/2-A
Client Matrix: Water
Dilution: 1.0
Date Analyzed: 12/20/2010 1623
Date Prepared: 12/20/2010 0920

Analysis Batch: 280-46417
Prep Batch: 280-45905
Units: ug/L

Instrument ID: MT_033
Lab File ID: 101220AA.txt
Initial Weight/Volume: 10 mL
Final Weight/Volume: 10 mL

Analyte	Spike Amount	Result	% Rec.	Limit	Qual
Mercury	5.00	4.97	99	88 - 111	

Matrix Spike/
Matrix Spike Duplicate Recovery Report - Batch: 280-45905

Method: 7470A
Preparation: 7470A

MS Lab Sample ID: 280-10950-9
Client Matrix: Water
Dilution: 1.0
Date Analyzed: 12/20/2010 1628
Date Prepared: 12/20/2010 0920

Analysis Batch: 280-46417
Prep Batch: 280-45905

Instrument ID: MT_033
Lab File ID: 101220AA.txt
Initial Weight/Volume: 10 mL
Final Weight/Volume: 10 mL

MSD Lab Sample ID: 280-10950-9
Client Matrix: Water
Dilution: 1.0
Date Analyzed: 12/20/2010 1630
Date Prepared: 12/20/2010 0920

Analysis Batch: 280-46417
Prep Batch: 280-45905

Instrument ID: MT_033
Lab File ID: 101220AA.txt
Initial Weight/Volume: 10 mL
Final Weight/Volume: 10 mL

Analyte	% Rec. MS	% Rec. MSD	Limit	RPD	RPD Limit	MS Qual	MSD Qual
Mercury	102	98	88 - 111	3	10		

Client: Waste Management

Job Number: 280-10950-1

Matrix Spike/
Matrix Spike Duplicate Recovery Report - Batch: 280-45905

Method: 7470A
Preparation: 7470A

MS Lab Sample ID:	280-10950-9	Units: ug/L	MSD Lab Sample ID:	280-10950-9
Client Matrix:	Water		Client Matrix:	Water
Dilution:	1.0		Dilution:	1.0
Date Analyzed:	12/20/2010 1628		Date Analyzed:	12/20/2010 1630
Date Prepared:	12/20/2010 0920		Date Prepared:	12/20/2010 0920

Analyte	Sample Result/Qual		MS Spike Amount	MSD Spike Amount	MS Result/Qual	MSD Result/Qual
Mercury	0.027	U	5.00	5.00	5.08	4.91

Client: Waste Management

Job Number: 280-10950-1

Method Blank - Batch: 280-46066

Method: 7470A
Preparation: 7470A

Lab Sample ID: MB 280-46066/1-A
Client Matrix: Water
Dilution: 1.0
Date Analyzed: 12/20/2010 1847
Date Prepared: 12/20/2010 0920

Analysis Batch: 280-46417
Prep Batch: 280-46066
Units: ug/L

Instrument ID: MT_033
Lab File ID: 101220AA.txt
Initial Weight/Volume: 10 mL
Final Weight/Volume: 10 mL

Analyte	Result	Qual	MDL	RL
Mercury	0.027	U	0.027	0.20

Lab Control Sample - Batch: 280-46066

Method: 7470A
Preparation: 7470A

Lab Sample ID: LCS 280-46066/2-A
Client Matrix: Water
Dilution: 1.0
Date Analyzed: 12/20/2010 1849
Date Prepared: 12/20/2010 0920

Analysis Batch: 280-46417
Prep Batch: 280-46066
Units: ug/L

Instrument ID: MT_033
Lab File ID: 101220AA.txt
Initial Weight/Volume: 10 mL
Final Weight/Volume: 10 mL

Analyte	Spike Amount	Result	% Rec.	Limit	Qual
Mercury	5.00	4.90	98	88 - 111	

Matrix Spike/
Matrix Spike Duplicate Recovery Report - Batch: 280-46066

Method: 7470A
Preparation: 7470A

MS Lab Sample ID: 280-11018-D-2-B MS
Client Matrix: Water
Dilution: 1.0
Date Analyzed: 12/20/2010 1910
Date Prepared: 12/20/2010 0920

Analysis Batch: 280-46417
Prep Batch: 280-46066

Instrument ID: MT_033
Lab File ID: 101220AA.txt
Initial Weight/Volume: 10 mL
Final Weight/Volume: 10 mL

MSD Lab Sample ID: 280-11018-D-2-C MSD
Client Matrix: Water
Dilution: 1.0
Date Analyzed: 12/20/2010 1912
Date Prepared: 12/20/2010 0920

Analysis Batch: 280-46417
Prep Batch: 280-46066

Instrument ID: MT_033
Lab File ID: 101220AA.txt
Initial Weight/Volume: 10 mL
Final Weight/Volume: 10 mL

Analyte	% Rec. MS	% Rec. MSD	Limit	RPD	RPD Limit	MS Qual	MSD Qual
Mercury	95	99	88 - 111	4	10		

Client: Waste Management

Job Number: 280-10950-1

Matrix Spike/
Matrix Spike Duplicate Recovery Report - Batch: 280-46066

Method: 7470A
Preparation: 7470A

MS Lab Sample ID:	280-11018-D-2-B MS	Units: ug/L	MSD Lab Sample ID:	280-11018-D-2-C MSD
Client Matrix:	Water		Client Matrix:	Water
Dilution:	1.0		Dilution:	1.0
Date Analyzed:	12/20/2010 1910		Date Analyzed:	12/20/2010 1912
Date Prepared:	12/20/2010 0920		Date Prepared:	12/20/2010 0920

Analyte	Sample Result/Qual		MS Spike Amount	MSD Spike Amount	MS Result/Qual	MSD Result/Qual
Mercury	0.027	U	5.00	5.00	4.76	4.96

Client: Waste Management

Job Number: 280-10950-1

Method Blank - Batch: 280-46450

Method: 7470A
Preparation: 7470A

Lab Sample ID: MB 280-46450/1-A
Client Matrix: Water
Dilution: 1.0
Date Analyzed: 12/22/2010 1400
Date Prepared: 12/22/2010 0930

Analysis Batch: 280-46726
Prep Batch: 280-46450
Units: ug/L

Instrument ID: MT_033
Lab File ID: 101222AB.txt
Initial Weight/Volume: 10 mL
Final Weight/Volume: 10 mL

Analyte	Result	Qual	MDL	RL
Mercury	0.027	U	0.027	0.20

Lab Control Sample - Batch: 280-46450

Method: 7470A
Preparation: 7470A

Lab Sample ID: LCS 280-46450/2-A
Client Matrix: Water
Dilution: 1.0
Date Analyzed: 12/22/2010 1402
Date Prepared: 12/22/2010 0930

Analysis Batch: 280-46726
Prep Batch: 280-46450
Units: ug/L

Instrument ID: MT_033
Lab File ID: 101222AB.txt
Initial Weight/Volume: 10 mL
Final Weight/Volume: 10 mL

Analyte	Spike Amount	Result	% Rec.	Limit	Qual
Mercury	5.00	5.02	100	88 - 111	

Matrix Spike/
Matrix Spike Duplicate Recovery Report - Batch: 280-46450

Method: 7470A
Preparation: 7470A

MS Lab Sample ID: 280-11003-A-15-C MS
Client Matrix: Water
Dilution: 1.0
Date Analyzed: 12/22/2010 1409
Date Prepared: 12/22/2010 0930

Analysis Batch: 280-46726
Prep Batch: 280-46450

Instrument ID: MT_033
Lab File ID: 101222AB.txt
Initial Weight/Volume: 10 mL
Final Weight/Volume: 10 mL

MSD Lab Sample ID: 280-11003-A-15-D MSD
Client Matrix: Water
Dilution: 1.0
Date Analyzed: 12/22/2010 1411
Date Prepared: 12/22/2010 0930

Analysis Batch: 280-46726
Prep Batch: 280-46450

Instrument ID: MT_033
Lab File ID: 101222AB.txt
Initial Weight/Volume: 10 mL
Final Weight/Volume: 10 mL

Analyte	% Rec. MS	% Rec. MSD	Limit	RPD	RPD Limit	MS Qual	MSD Qual
Mercury	102	100	88 - 111	2	10		

Client: Waste Management

Job Number: 280-10950-1

Matrix Spike/
Matrix Spike Duplicate Recovery Report - Batch: 280-46450

Method: 7470A
Preparation: 7470A

MS Lab Sample ID:	280-11003-A-15-C MS	Units: ug/L	MSD Lab Sample ID:	280-11003-A-15-D MSD	
Client Matrix:	Water		Client Matrix:	Water	
Dilution:	1.0		Dilution:	1.0	
Date Analyzed:	12/22/2010 1409		Date Analyzed:	12/22/2010 1411	
Date Prepared:	12/22/2010 0930		Date Prepared:	12/22/2010 0930	

Analyte	Sample Result/Qual		MS Spike Amount	MSD Spike Amount	MS Result/Qual	MSD Result/Qual
Mercury	0.027	U	5.00	5.00	5.12	5.01

Client: Waste Management

Job Number: 280-10950-1

Method Blank - Batch: 280-46033

Method: 300.0
Preparation: N/A

Lab Sample ID: MB 280-46033/6
Client Matrix: Water
Dilution: 1.0
Date Analyzed: 12/17/2010 1326
Date Prepared: N/A

Analysis Batch: 280-46033
Prep Batch: N/A
Units: mg/L

Instrument ID: WC_IC8
Lab File ID: 115.TXT
Initial Weight/Volume: 1.0 mL
Final Weight/Volume: 1.0 mL

Analyte	Result	Qual	MDL	RL
Nitrate as N	0.042	U	0.042	0.50

Method Reporting Limit Check - Batch: 280-46033

Method: 300.0
Preparation: N/A

Lab Sample ID: MRL 280-46033/3
Client Matrix: Water
Dilution: 1.0
Date Analyzed: 12/17/2010 1235
Date Prepared: N/A

Analysis Batch: 280-46033
Prep Batch: N/A
Units: mg/L

Instrument ID: WC_IC8
Lab File ID: 112.TXT
Initial Weight/Volume: 1.0 mL
Final Weight/Volume: 5 mL

Analyte	Spike Amount	Result	% Rec.	Limit	Qual
Nitrate as N	0.200	0.177	88	50 - 150	I

Lab Control Sample/
Lab Control Sample Duplicate Recovery Report - Batch: 280-46033

Method: 300.0
Preparation: N/A

LCS Lab Sample ID: LCS 280-46033/4
Client Matrix: Water
Dilution: 1.0
Date Analyzed: 12/17/2010 1252
Date Prepared: N/A

Analysis Batch: 280-46033
Prep Batch: N/A
Units: mg/L

Instrument ID: WC_IC8
Lab File ID: 113.TXT
Initial Weight/Volume: 1.0 mL
Final Weight/Volume: 1.0 mL

LCSD Lab Sample ID: LCSD 280-46033/5
Client Matrix: Water
Dilution: 1.0
Date Analyzed: 12/17/2010 1309
Date Prepared: N/A

Analysis Batch: 280-46033
Prep Batch: N/A
Units: mg/L

Instrument ID: WC_IC8
Lab File ID: 114.TXT
Initial Weight/Volume: 1.0 mL
Final Weight/Volume: 1.0 mL

Analyte	% Rec. LCS	% Rec. LCSD	Limit	RPD	RPD Limit	LCS Qual	LCSD Qual
Nitrate as N	97	97	90 - 110	0	10		

Client: Waste Management

Job Number: 280-10950-1

Laboratory Control/
Laboratory Duplicate Data Report - Batch: 280-46033

Method: 300.0
Preparation: N/A

LCS Lab Sample ID: LCS 280-46033/4
Units: mg/L
Client Matrix: Water
Dilution: 1.0
Date Analyzed: 12/17/2010 1252
Date Prepared: N/A

LCSD Lab Sample ID: LCSD 280-46033/5
Client Matrix: Water
Dilution: 1.0
Date Analyzed: 12/17/2010 1309
Date Prepared: N/A

Analyte	LCS Spike Amount	LCSD Spike Amount	LCS Result/Qual	LCSD Result/Qual
Nitrate as N	5.00	5.00	4.84	4.84

Matrix Spike/
Matrix Spike Duplicate Recovery Report - Batch: 280-46033

Method: 300.0
Preparation: N/A

MS Lab Sample ID: 280-10957-G-1 MS
Client Matrix: Water
Dilution: 1.0
Date Analyzed: 12/17/2010 1416
Date Prepared: N/A

Analysis Batch: 280-46033
Prep Batch: N/A

Instrument ID: WC_IC8
Lab File ID: 118.TXT
Initial Weight/Volume: 1.0 mL
Final Weight/Volume: 5 mL

MSD Lab Sample ID: 280-10957-G-1 MSD
Client Matrix: Water
Dilution: 1.0
Date Analyzed: 12/17/2010 1433
Date Prepared: N/A

Analysis Batch: 280-46033
Prep Batch: N/A

Instrument ID: WC_IC8
Lab File ID: 119.TXT
Initial Weight/Volume: 1.0 mL
Final Weight/Volume: 5 mL

Analyte	% Rec. MS	% Rec. MSD	Limit	RPD	RPD Limit	MS Qual	MSD Qual
Nitrate as N	105	107	80 - 120	2	20		

Client: Waste Management

Job Number: 280-10950-1

Matrix Spike/
Matrix Spike Duplicate Recovery Report - Batch: 280-46033

Method: 300.0
Preparation: N/A

MS Lab Sample ID: 280-10957-G-1 MS
Client Matrix: Water
Dilution: 1.0
Date Analyzed: 12/17/2010 1416
Date Prepared: N/A

Units: mg/L

MSD Lab Sample ID: 280-10957-G-1 MSD
Client Matrix: Water
Dilution: 1.0
Date Analyzed: 12/17/2010 1433
Date Prepared: N/A

Analyte	Sample Result/Qual		MS Spike Amount	MSD Spike Amount	MS Result/Qual	MSD Result/Qual
Nitrate as N	0.47	I	5.00	5.00	5.71	5.81

Duplicate - Batch: 280-46033

Method: 300.0
Preparation: N/A

Lab Sample ID: 280-10957-G-1 DU
Client Matrix: Water
Dilution: 1.0
Date Analyzed: 12/17/2010 1359
Date Prepared: N/A

Analysis Batch: 280-46033
Prep Batch: N/A
Units: mg/L

Instrument ID: WC_IC8
Lab File ID: 117.TXT
Initial Weight/Volume: 1.0 mL
Final Weight/Volume: 1.0 mL

Analyte	Sample Result/Qual		Result	RPD	Limit	Qual
Nitrate as N	0.47	I	0.474	0.4	15	I

Client: Waste Management

Job Number: 280-10950-1

Method Blank - Batch: 280-46034

Method: 300.0
Preparation: N/A

Lab Sample ID: MB 280-46034/6
Client Matrix: Water
Dilution: 1.0
Date Analyzed: 12/17/2010 1326
Date Prepared: N/A

Analysis Batch: 280-46034
Prep Batch: N/A
Units: mg/L

Instrument ID: WC_IC8
Lab File ID: 115.TXT
Initial Weight/Volume: 1.0 mL
Final Weight/Volume: 1.0 mL

Analyte	Result	Qual	MDL	RL
Chloride	0.25	U	0.25	3.0

Method Reporting Limit Check - Batch: 280-46034

Method: 300.0
Preparation: N/A

Lab Sample ID: MRL 280-46034/3
Client Matrix: Water
Dilution: 1.0
Date Analyzed: 12/17/2010 1235
Date Prepared: N/A

Analysis Batch: 280-46034
Prep Batch: N/A
Units: mg/L

Instrument ID: WC_IC8
Lab File ID: 112.TXT
Initial Weight/Volume: 1.0 mL
Final Weight/Volume: 5 mL

Analyte	Spike Amount	Result	% Rec.	Limit	Qual
Chloride	1.00	0.917	92	50 - 150	I

Lab Control Sample/
Lab Control Sample Duplicate Recovery Report - Batch: 280-46034

Method: 300.0
Preparation: N/A

LCS Lab Sample ID: LCS 280-46034/4
Client Matrix: Water
Dilution: 1.0
Date Analyzed: 12/17/2010 1252
Date Prepared: N/A

Analysis Batch: 280-46034
Prep Batch: N/A
Units: mg/L

Instrument ID: WC_IC8
Lab File ID: 113.TXT
Initial Weight/Volume: 1.0 mL
Final Weight/Volume: 1.0 mL

LCSD Lab Sample ID: LCSD 280-46034/5
Client Matrix: Water
Dilution: 1.0
Date Analyzed: 12/17/2010 1309
Date Prepared: N/A

Analysis Batch: 280-46034
Prep Batch: N/A
Units: mg/L

Instrument ID: WC_IC8
Lab File ID: 114.TXT
Initial Weight/Volume: 1.0 mL
Final Weight/Volume: 1.0 mL

	% Rec.						
Analyte	LCS	LCSD	Limit	RPD	RPD Limit	LCS Qual	LCSD Qual
Chloride	97	97	90 - 110	0	10		

Client: Waste Management

Job Number: 280-10950-1

Laboratory Control/
Laboratory Duplicate Data Report - Batch: 280-46034

Method: 300.0
Preparation: N/A

LCS Lab Sample ID: LCS 280-46034/4
Units: mg/L
Client Matrix: Water
Dilution: 1.0
Date Analyzed: 12/17/2010 1252
Date Prepared: N/A

LCSD Lab Sample ID: LCSD 280-46034/5
Client Matrix: Water
Dilution: 1.0
Date Analyzed: 12/17/2010 1309
Date Prepared: N/A

Analyte	LCS Spike Amount	LCSD Spike Amount	LCS Result/Qual	LCSD Result/Qual
Chloride	25.0	25.0	24.3	24.3

Matrix Spike/
Matrix Spike Duplicate Recovery Report - Batch: 280-46034

Method: 300.0
Preparation: N/A

MS Lab Sample ID: 280-10957-G-1 MS
Client Matrix: Water
Dilution: 1.0
Date Analyzed: 12/17/2010 1416
Date Prepared: N/A

Analysis Batch: 280-46034
Prep Batch: N/A

Instrument ID: WC_IC8
Lab File ID: 118.TXT
Initial Weight/Volume: 1.0 mL
Final Weight/Volume: 5 mL

MSD Lab Sample ID: 280-10957-G-1 MSD
Client Matrix: Water
Dilution: 1.0
Date Analyzed: 12/17/2010 1433
Date Prepared: N/A

Analysis Batch: 280-46034
Prep Batch: N/A

Instrument ID: WC_IC8
Lab File ID: 119.TXT
Initial Weight/Volume: 1.0 mL
Final Weight/Volume: 5 mL

Analyte	% Rec. MS	% Rec. MSD	Limit	RPD	RPD Limit	MS Qual	MSD Qual
Chloride	105	107	80 - 120	2	20		

Client: Waste Management

Job Number: 280-10950-1

Matrix Spike/
Matrix Spike Duplicate Recovery Report - Batch: 280-46034

Method: 300.0
Preparation: N/A

MS Lab Sample ID: 280-10957-G-1 MS
Client Matrix: Water
Dilution: 1.0
Date Analyzed: 12/17/2010 1416
Date Prepared: N/A

Units: mg/L

MSD Lab Sample ID: 280-10957-G-1 MSD
Client Matrix: Water
Dilution: 1.0
Date Analyzed: 12/17/2010 1433
Date Prepared: N/A

Analyte	Sample Result/Qual		MS Spike Amount	MSD Spike Amount	MS Result/Qual	MSD Result/Qual
Chloride	1.6	I	25.0	25.0	27.9	28.4

Duplicate - Batch: 280-46034

Method: 300.0
Preparation: N/A

Lab Sample ID: 280-10957-G-1 DU
Client Matrix: Water
Dilution: 1.0
Date Analyzed: 12/17/2010 1359
Date Prepared: N/A

Analysis Batch: 280-46034
Prep Batch: N/A
Units: mg/L

Instrument ID: WC_IC8
Lab File ID: 117.TXT
Initial Weight/Volume: 1.0 mL
Final Weight/Volume: 1.0 mL

Analyte	Sample Result/Qual		Result	RPD	Limit	Qual
Chloride	1.6	I	1.61	0.7	15	I

Client: Waste Management

Job Number: 280-10950-1

Method Blank - Batch: 280-46480

Method: 300.0
Preparation: N/A

Lab Sample ID: MB 280-46480/6
Client Matrix: Water
Dilution: 1.0
Date Analyzed: 12/18/2010 1241
Date Prepared: N/A

Analysis Batch: 280-46480
Prep Batch: N/A
Units: mg/L

Instrument ID: WC_IC8
Lab File ID: 115.TXT
Initial Weight/Volume: 1.0 mL
Final Weight/Volume: 1.0 mL

Analyte	Result	Qual	MDL	RL
Nitrate as N	0.042	U	0.042	0.50

Method Reporting Limit Check - Batch: 280-46480

Method: 300.0
Preparation: N/A

Lab Sample ID: MRL 280-46480/3
Client Matrix: Water
Dilution: 1.0
Date Analyzed: 12/18/2010 1151
Date Prepared: N/A

Analysis Batch: 280-46480
Prep Batch: N/A
Units: mg/L

Instrument ID: WC_IC8
Lab File ID: 112.TXT
Initial Weight/Volume: 1.0 mL
Final Weight/Volume: 5 mL

Analyte	Spike Amount	Result	% Rec.	Limit	Qual
Nitrate as N	0.200	0.170	85	50 - 150	I

Lab Control Sample/
Lab Control Sample Duplicate Recovery Report - Batch: 280-46480

Method: 300.0
Preparation: N/A

LCS Lab Sample ID: LCS 280-46480/4
Client Matrix: Water
Dilution: 1.0
Date Analyzed: 12/18/2010 1207
Date Prepared: N/A

Analysis Batch: 280-46480
Prep Batch: N/A
Units: mg/L

Instrument ID: WC_IC8
Lab File ID: 113.TXT
Initial Weight/Volume: 1.0 mL
Final Weight/Volume: 1.0 mL

LCSD Lab Sample ID: LCSD 280-46480/5
Client Matrix: Water
Dilution: 1.0
Date Analyzed: 12/18/2010 1224
Date Prepared: N/A

Analysis Batch: 280-46480
Prep Batch: N/A
Units: mg/L

Instrument ID: WC_IC8
Lab File ID: 114.TXT
Initial Weight/Volume: 1.0 mL
Final Weight/Volume: 1.0 mL

	% Rec.						
Analyte	LCS	LCSD	Limit	RPD	RPD Limit	LCS Qual	LCSD Qual
Nitrate as N	99	99	90 - 110	0	10		

Client: Waste Management

Job Number: 280-10950-1

Laboratory Control/
Laboratory Duplicate Data Report - Batch: 280-46480

Method: 300.0
Preparation: N/A

LCS Lab Sample ID:	LCS 280-46480/4	Units:	mg/L	LCSD Lab Sample ID:	LCSD 280-46480/5
Client Matrix:	Water			Client Matrix:	Water
Dilution:	1.0			Dilution:	1.0
Date Analyzed:	12/18/2010 1207			Date Analyzed:	12/18/2010 1224
Date Prepared:	N/A			Date Prepared:	N/A

Analyte	LCS Spike Amount	LCSD Spike Amount	LCS Result/Qual	LCSD Result/Qual
Nitrate as N	5.00	5.00	4.95	4.95

Client: Waste Management

Job Number: 280-10950-1

Matrix Spike/
Matrix Spike Duplicate Recovery Report - Batch: 280-46480

Method: 300.0
Preparation: N/A

MS Lab Sample ID:	280-11010-1	Analysis Batch:	280-46480	Instrument ID:	WC_IC8
Client Matrix:	Water	Prep Batch:	N/A	Lab File ID:	118.TXT
Dilution:	1.0			Initial Weight/Volume:	1.0 mL
Date Analyzed:	12/18/2010 1540			Final Weight/Volume:	5 mL
Date Prepared:	N/A				

MSD Lab Sample ID:	280-11010-1	Analysis Batch:	280-46480	Instrument ID:	WC_IC8
Client Matrix:	Water	Prep Batch:	N/A	Lab File ID:	119.TXT
Dilution:	1.0			Initial Weight/Volume:	1.0 mL
Date Analyzed:	12/18/2010 1557			Final Weight/Volume:	5 mL
Date Prepared:	N/A				

	% Rec.						
Analyte	MS	MSD	Limit	RPD	RPD Limit	MS Qual	MSD Qual
Nitrate as N	102	105	80 - 120	4	20		

Matrix Spike/
Matrix Spike Duplicate Recovery Report - Batch: 280-46480

Method: 300.0
Preparation: N/A

MS Lab Sample ID:	280-11013-1	Analysis Batch:	280-46480	Instrument ID:	WC_IC8
Client Matrix:	Water	Prep Batch:	N/A	Lab File ID:	123.TXT
Dilution:	1.0			Initial Weight/Volume:	1.0 mL
Date Analyzed:	12/18/2010 1704			Final Weight/Volume:	5 mL
Date Prepared:	N/A				

MSD Lab Sample ID:	280-11013-1	Analysis Batch:	280-46480	Instrument ID:	WC_IC8
Client Matrix:	Water	Prep Batch:	N/A	Lab File ID:	124.TXT
Dilution:	1.0			Initial Weight/Volume:	1.0 mL
Date Analyzed:	12/18/2010 1721			Final Weight/Volume:	5 mL
Date Prepared:	N/A				

	% Rec.						
Analyte	MS	MSD	Limit	RPD	RPD Limit	MS Qual	MSD Qual
Nitrate as N	107	108	80 - 120	1	20		

Client: Waste Management

Job Number: 280-10950-1

Matrix Spike/
Matrix Spike Duplicate Recovery Report - Batch: 280-46480

Method: 300.0
Preparation: N/A

MS Lab Sample ID:	280-11010-1	Units: mg/L	MSD Lab Sample ID:	280-11010-1
Client Matrix:	Water		Client Matrix:	Water
Dilution:	1.0		Dilution:	1.0
Date Analyzed:	12/18/2010 1540		Date Analyzed:	12/18/2010 1557
Date Prepared:	N/A		Date Prepared:	N/A

Analyte	Sample Result/Qual		MS Spike Amount	MSD Spike Amount	MS Result/Qual	MSD Result/Qual
Nitrate as N	0.042	U	5.00	5.00	5.08	5.27

Matrix Spike/
Matrix Spike Duplicate Recovery Report - Batch: 280-46480

Method: 300.0
Preparation: N/A

MS Lab Sample ID:	280-11013-1	Units: mg/L	MSD Lab Sample ID:	280-11013-1
Client Matrix:	Water		Client Matrix:	Water
Dilution:	1.0		Dilution:	1.0
Date Analyzed:	12/18/2010 1704		Date Analyzed:	12/18/2010 1721
Date Prepared:	N/A		Date Prepared:	N/A

Analyte	Sample Result/Qual	MS Spike Amount	MSD Spike Amount	MS Result/Qual	MSD Result/Qual
Nitrate as N	1.2	5.00	5.00	6.56	6.60

Client: Waste Management

Job Number: 280-10950-1

Duplicate - Batch: 280-46480

Method: 300.0
Preparation: N/A

Lab Sample ID: 280-11010-1
Client Matrix: Water
Dilution: 1.0
Date Analyzed: 12/18/2010 1523
Date Prepared: N/A

Analysis Batch: 280-46480
Prep Batch: N/A
Units: mg/L

Instrument ID: WC_IC8
Lab File ID: 117.TXT
Initial Weight/Volume: 1.0 mL
Final Weight/Volume: 1.0 mL

Analyte	Sample Result/Qual		Result	RPD	Limit	Qual
Nitrate as N	0.042	U	0.042	NC	15	U

Duplicate - Batch: 280-46480

Method: 300.0
Preparation: N/A

Lab Sample ID: 280-11013-1
Client Matrix: Water
Dilution: 1.0
Date Analyzed: 12/18/2010 1647
Date Prepared: N/A

Analysis Batch: 280-46480
Prep Batch: N/A
Units: mg/L

Instrument ID: WC_IC8
Lab File ID: 122.TXT
Initial Weight/Volume: 1.0 mL
Final Weight/Volume: 1.0 mL

Analyte	Sample Result/Qual	Result	RPD	Limit	Qual
Nitrate as N	1.2	1.20	0.7	15	

Client: Waste Management

Job Number: 280-10950-1

Method Blank - Batch: 280-46481

Method: 300.0
Preparation: N/A

Lab Sample ID: MB 280-46481/6
Client Matrix: Water
Dilution: 1.0
Date Analyzed: 12/18/2010 1241
Date Prepared: N/A

Analysis Batch: 280-46481
Prep Batch: N/A
Units: mg/L

Instrument ID: WC_IC8
Lab File ID: 115.TXT
Initial Weight/Volume: 1.0 mL
Final Weight/Volume: 1.0 mL

Analyte	Result	Qual	MDL	RL
Chloride	0.25	U	0.25	3.0

Method Reporting Limit Check - Batch: 280-46481

Method: 300.0
Preparation: N/A

Lab Sample ID: MRL 280-46481/3
Client Matrix: Water
Dilution: 1.0
Date Analyzed: 12/18/2010 1151
Date Prepared: N/A

Analysis Batch: 280-46481
Prep Batch: N/A
Units: mg/L

Instrument ID: WC_IC8
Lab File ID: 112.TXT
Initial Weight/Volume: 1.0 mL
Final Weight/Volume: 5 mL

Analyte	Spike Amount	Result	% Rec.	Limit	Qual
Chloride	1.00	0.856	86	50 - 150	I

Lab Control Sample/
Lab Control Sample Duplicate Recovery Report - Batch: 280-46481

Method: 300.0
Preparation: N/A

LCS Lab Sample ID: LCS 280-46481/4
Client Matrix: Water
Dilution: 1.0
Date Analyzed: 12/18/2010 1207
Date Prepared: N/A

Analysis Batch: 280-46481
Prep Batch: N/A
Units: mg/L

Instrument ID: WC_IC8
Lab File ID: 113.TXT
Initial Weight/Volume: 1.0 mL
Final Weight/Volume: 1.0 mL

LCSD Lab Sample ID: LCSD 280-46481/5
Client Matrix: Water
Dilution: 1.0
Date Analyzed: 12/18/2010 1224
Date Prepared: N/A

Analysis Batch: 280-46481
Prep Batch: N/A
Units: mg/L

Instrument ID: WC_IC8
Lab File ID: 114.TXT
Initial Weight/Volume: 1.0 mL
Final Weight/Volume: 1.0 mL

Analyte	% Rec. LCS	% Rec. LCSD	Limit	RPD	RPD Limit	LCS Qual	LCSD Qual
Chloride	98	98	90 - 110	0	10		

Client: Waste Management

Job Number: 280-10950-1

Laboratory Control/
Laboratory Duplicate Data Report - Batch: 280-46481

Method: 300.0
Preparation: N/A

LCS Lab Sample ID:	LCS 280-46481/4	Units:	mg/L	LCSD Lab Sample ID:	LCSD 280-46481/5
Client Matrix:	Water			Client Matrix:	Water
Dilution:	1.0			Dilution:	1.0
Date Analyzed:	12/18/2010 1207			Date Analyzed:	12/18/2010 1224
Date Prepared:	N/A			Date Prepared:	N/A

Analyte	LCS Spike Amount	LCSD Spike Amount	LCS Result/Qual	LCSD Result/Qual
Chloride	25.0	25.0	24.6	24.5

Client: Waste Management

Job Number: 280-10950-1

Matrix Spike/
Matrix Spike Duplicate Recovery Report - Batch: 280-46481

Method: 300.0
Preparation: N/A

MS Lab Sample ID:	280-11013-1	Analysis Batch:	280-46481	Instrument ID:	WC_IC8
Client Matrix:	Water	Prep Batch:	N/A	Lab File ID:	123.TXT
Dilution:	1.0			Initial Weight/Volume:	1.0 mL
Date Analyzed:	12/18/2010 1704			Final Weight/Volume:	5 mL
Date Prepared:	N/A				

MSD Lab Sample ID:	280-11013-1	Analysis Batch:	280-46481	Instrument ID:	WC_IC8
Client Matrix:	Water	Prep Batch:	N/A	Lab File ID:	124.TXT
Dilution:	1.0			Initial Weight/Volume:	1.0 mL
Date Analyzed:	12/18/2010 1721			Final Weight/Volume:	5 mL
Date Prepared:	N/A				

	% Rec.						
Analyte	MS	MSD	Limit	RPD	RPD Limit	MS Qual	MSD Qual
Chloride	108	108	80 - 120	0	20		

Matrix Spike/
Matrix Spike Duplicate Recovery Report - Batch: 280-46481

Method: 300.0
Preparation: N/A

MS Lab Sample ID:	280-11010-1	Analysis Batch:	280-46481	Instrument ID:	WC_IC8
Client Matrix:	Water	Prep Batch:	N/A	Lab File ID:	134.TXT
Dilution:	10			Initial Weight/Volume:	1.0 mL
Date Analyzed:	12/18/2010 2009			Final Weight/Volume:	5 mL
Date Prepared:	N/A				

MSD Lab Sample ID:	280-11010-1	Analysis Batch:	280-46481	Instrument ID:	WC_IC8
Client Matrix:	Water	Prep Batch:	N/A	Lab File ID:	135.TXT
Dilution:	10			Initial Weight/Volume:	1.0 mL
Date Analyzed:	12/18/2010 2026			Final Weight/Volume:	5 mL
Date Prepared:	N/A				

	% Rec.						
Analyte	MS	MSD	Limit	RPD	RPD Limit	MS Qual	MSD Qual
Chloride	102	104	80 - 120	1	20	L	L

Client: Waste Management

Job Number: 280-10950-1

Matrix Spike/
Matrix Spike Duplicate Recovery Report - Batch: 280-46481

Method: 300.0
Preparation: N/A

MS Lab Sample ID: 280-11013-1
Units: mg/L
Client Matrix: Water
Dilution: 1.0
Date Analyzed: 12/18/2010 1704
Date Prepared: N/A

MSD Lab Sample ID: 280-11013-1
Client Matrix: Water
Dilution: 1.0
Date Analyzed: 12/18/2010 1721
Date Prepared: N/A

Analyte	Sample Result/Qual	MS Spike Amount	MSD Spike Amount	MS Result/Qual	MSD Result/Qual
Chloride	4.5	25.0	25.0	31.5	31.6

Matrix Spike/
Matrix Spike Duplicate Recovery Report - Batch: 280-46481

Method: 300.0
Preparation: N/A

MS Lab Sample ID: 280-11010-1
Units: mg/L
Client Matrix: Water
Dilution: 10
Date Analyzed: 12/18/2010 2009
Date Prepared: N/A

MSD Lab Sample ID: 280-11010-1
Client Matrix: Water
Dilution: 10
Date Analyzed: 12/18/2010 2026
Date Prepared: N/A

Analyte	Sample Result/Qual	MS Spike Amount	MSD Spike Amount	MS Result/Qual	MSD Result/Qual
Chloride	280	250	250	534 L	538 L

Client: Waste Management

Job Number: 280-10950-1

Duplicate - Batch: 280-46481

Method: 300.0
Preparation: N/A

Lab Sample ID: 280-11013-1
Client Matrix: Water
Dilution: 1.0
Date Analyzed: 12/18/2010 1647
Date Prepared: N/A

Analysis Batch: 280-46481
Prep Batch: N/A
Units: mg/L

Instrument ID: WC_IC8
Lab File ID: 122.TXT
Initial Weight/Volume: 1.0 mL
Final Weight/Volume: 1.0 mL

Analyte	Sample Result/Qual	Result	RPD	Limit	Qual
Chloride	4.5	4.41	2	15	

Duplicate - Batch: 280-46481

Method: 300.0
Preparation: N/A

Lab Sample ID: 280-11010-1
Client Matrix: Water
Dilution: 10
Date Analyzed: 12/18/2010 1952
Date Prepared: N/A

Analysis Batch: 280-46481
Prep Batch: N/A
Units: mg/L

Instrument ID: WC_IC8
Lab File ID: 133.TXT
Initial Weight/Volume: 1.0 mL
Final Weight/Volume: 1.0 mL

Analyte	Sample Result/Qual	Result	RPD	Limit	Qual
Chloride	280	275	1	15	

Client: Waste Management

Job Number: 280-10950-1

Method Blank - Batch: 280-46470

Method: 350.1
Preparation: N/A

Lab Sample ID: MB 280-46470/163
Client Matrix: Water
Dilution: 1.0
Date Analyzed: 12/21/2010 1504
Date Prepared: N/A

Analysis Batch: 280-46470
Prep Batch: N/A
Units: mg/L

Instrument ID: WC_Alp 2
Lab File ID: C:\FLOW_4\1221NXN.RST
Initial Weight/Volume: 1.0 mL
Final Weight/Volume: 1.0 mL

Analyte	Result	Qual	MDL	RL
Ammonia as N	0.0357	I	0.022	0.10

Method Blank - Batch: 280-46470

Method: 350.1
Preparation: N/A

Lab Sample ID: MB 280-46470/202
Client Matrix: Water
Dilution: 1.0
Date Analyzed: 12/21/2010 1602
Date Prepared: N/A

Analysis Batch: 280-46470
Prep Batch: N/A
Units: mg/L

Instrument ID: WC_Alp 2
Lab File ID: C:\FLOW_4\1221NXN.RST
Initial Weight/Volume: 1.0 mL
Final Weight/Volume: 1.0 mL

Analyte	Result	Qual	MDL	RL
Ammonia as N	0.0363	I	0.022	0.10

Client: Waste Management

Job Number: 280-10950-1

Lab Control Sample/
Lab Control Sample Duplicate Recovery Report - Batch: 280-46470

Method: 350.1
Preparation: N/A

LCS Lab Sample ID: LCS 280-46470/164
Client Matrix: Water
Dilution: 1.0
Date Analyzed: 12/21/2010 1505
Date Prepared: N/A

Analysis Batch: 280-46470
Prep Batch: N/A
Units: mg/L

Instrument ID: WC_Alp 2
Lab File ID: C:\FLOW_4\1221NXN.RST
Initial Weight/Volume: 100 mL
Final Weight/Volume: 100 mL

LCSD Lab Sample ID: LCSD 280-46470/165
Client Matrix: Water
Dilution: 1.0
Date Analyzed: 12/21/2010 1507
Date Prepared: N/A

Analysis Batch: 280-46470
Prep Batch: N/A
Units: mg/L

Instrument ID: WC_Alp 2
Lab File ID: C:\FLOW_4\1221NXN.RST
Initial Weight/Volume: 100 mL
Final Weight/Volume: 100 mL

Analyte	% Rec. LCS	% Rec. LCSD	Limit	RPD	RPD Limit	LCS Qual	LCSD Qual
Ammonia as N	98	100	90 - 110	2	10		

Lab Control Sample/
Lab Control Sample Duplicate Recovery Report - Batch: 280-46470

Method: 350.1
Preparation: N/A

LCS Lab Sample ID: LCS 280-46470/203
Client Matrix: Water
Dilution: 1.0
Date Analyzed: 12/21/2010 1604
Date Prepared: N/A

Analysis Batch: 280-46470
Prep Batch: N/A
Units: mg/L

Instrument ID: WC_Alp 2
Lab File ID: C:\FLOW_4\1221NXN.RST
Initial Weight/Volume: 100 mL
Final Weight/Volume: 100 mL

LCSD Lab Sample ID: LCSD 280-46470/204
Client Matrix: Water
Dilution: 1.0
Date Analyzed: 12/21/2010 1605
Date Prepared: N/A

Analysis Batch: 280-46470
Prep Batch: N/A
Units: mg/L

Instrument ID: WC_Alp 2
Lab File ID: C:\FLOW_4\1221NXN.RST
Initial Weight/Volume: 100 mL
Final Weight/Volume: 100 mL

Analyte	% Rec. LCS	% Rec. LCSD	Limit	RPD	RPD Limit	LCS Qual	LCSD Qual
Ammonia as N	99	99	90 - 110	0	10		

Client: Waste Management

Job Number: 280-10950-1

Laboratory Control/
Laboratory Duplicate Data Report - Batch: 280-46470

Method: 350.1
Preparation: N/A

LCS Lab Sample ID:	LCS 280-46470/164	Units:	mg/L	LCSD Lab Sample ID:	LCSD 280-46470/165
Client Matrix:	Water			Client Matrix:	Water
Dilution:	1.0			Dilution:	1.0
Date Analyzed:	12/21/2010 1505			Date Analyzed:	12/21/2010 1507
Date Prepared:	N/A			Date Prepared:	N/A

Analyte	LCS Spike Amount	LCSD Spike Amount	LCS Result/Qual	LCSD Result/Qual
Ammonia as N	5.00	5.00	4.89	4.98

Laboratory Control/
Laboratory Duplicate Data Report - Batch: 280-46470

Method: 350.1
Preparation: N/A

LCS Lab Sample ID:	LCS 280-46470/203	Units:	mg/L	LCSD Lab Sample ID:	LCSD 280-46470/204
Client Matrix:	Water			Client Matrix:	Water
Dilution:	1.0			Dilution:	1.0
Date Analyzed:	12/21/2010 1604			Date Analyzed:	12/21/2010 1605
Date Prepared:	N/A			Date Prepared:	N/A

Analyte	LCS Spike Amount	LCSD Spike Amount	LCS Result/Qual	LCSD Result/Qual
Ammonia as N	5.00	5.00	4.95	4.97

Client: Waste Management

Job Number: 280-10950-1

Matrix Spike/
Matrix Spike Duplicate Recovery Report - Batch: 280-46470

Method: 350.1
Preparation: N/A

MS Lab Sample ID:	280-10950-1	Analysis Batch:	280-46470	Instrument ID:	WC_Alp 2
Client Matrix:	Water	Prep Batch:	N/A	Lab File ID:	C:\FLOW_4\1221NXN.RST
Dilution:	1.0			Initial Weight/Volume:	5 mL
Date Analyzed:	12/21/2010 1537			Final Weight/Volume:	5 mL
Date Prepared:	N/A				

MSD Lab Sample ID:	280-10950-1	Analysis Batch:	280-46470	Instrument ID:	WC_Alp 2
Client Matrix:	Water	Prep Batch:	N/A	Lab File ID:	C:\FLOW_4\1221NXN.RST
Dilution:	1.0			Initial Weight/Volume:	5 mL
Date Analyzed:	12/21/2010 1538			Final Weight/Volume:	5 mL
Date Prepared:	N/A				

Analyte	% Rec. MS	% Rec. MSD	Limit	RPD	RPD Limit	MS Qual	MSD Qual
Ammonia as N	80	81	90 - 110	1	20	J3	J3

Matrix Spike/
Matrix Spike Duplicate Recovery Report - Batch: 280-46470

Method: 350.1
Preparation: N/A

MS Lab Sample ID:	280-10950-10	Analysis Batch:	280-46470	Instrument ID:	WC_Alp 2
Client Matrix:	Water	Prep Batch:	N/A	Lab File ID:	C:\FLOW_4\1221NXN.RST
Dilution:	1.0			Initial Weight/Volume:	5 mL
Date Analyzed:	12/21/2010 1644			Final Weight/Volume:	5 mL
Date Prepared:	N/A				

MSD Lab Sample ID:	280-10950-10	Analysis Batch:	280-46470	Instrument ID:	WC_Alp 2
Client Matrix:	Water	Prep Batch:	N/A	Lab File ID:	C:\FLOW_4\1221NXN.RST
Dilution:	1.0			Initial Weight/Volume:	5 mL
Date Analyzed:	12/21/2010 1646			Final Weight/Volume:	5 mL
Date Prepared:	N/A				

Analyte	% Rec. MS	% Rec. MSD	Limit	RPD	RPD Limit	MS Qual	MSD Qual
Ammonia as N	77	76	90 - 110	0	20	J3	J3

Client: Waste Management

Job Number: 280-10950-1

Matrix Spike/
Matrix Spike Duplicate Recovery Report - Batch: 280-46470

Method: 350.1
Preparation: N/A

MS Lab Sample ID:	280-10950-1	Units: mg/L	MSD Lab Sample ID:	280-10950-1
Client Matrix:	Water		Client Matrix:	Water
Dilution:	1.0		Dilution:	1.0
Date Analyzed:	12/21/2010 1537		Date Analyzed:	12/21/2010 1538
Date Prepared:	N/A		Date Prepared:	N/A

Analyte	Sample Result/Qual		MS Spike Amount	MSD Spike Amount	MS Result/Qual		MSD Result/Qual	
Ammonia as N	0.054	I	4.00	4.00	3.27	J3	3.29	J3

Matrix Spike/
Matrix Spike Duplicate Recovery Report - Batch: 280-46470

Method: 350.1
Preparation: N/A

MS Lab Sample ID:	280-10950-10	Units: mg/L	MSD Lab Sample ID:	280-10950-10
Client Matrix:	Water		Client Matrix:	Water
Dilution:	1.0		Dilution:	1.0
Date Analyzed:	12/21/2010 1644		Date Analyzed:	12/21/2010 1646
Date Prepared:	N/A		Date Prepared:	N/A

Analyte	Sample Result/Qual		MS Spike Amount	MSD Spike Amount	MS Result/Qual		MSD Result/Qual	
Ammonia as N	0.052	I	4.00	4.00	3.11	J3	3.10	J3

Client: Waste Management

Job Number: 280-10950-1

Method Blank - Batch: 280-46688

Method: 350.1
Preparation: N/A

Lab Sample ID: MB 280-46688/58
Client Matrix: Water
Dilution: 1.0
Date Analyzed: 12/22/2010 1158
Date Prepared: N/A

Analysis Batch: 280-46688
Prep Batch: N/A
Units: mg/L

Instrument ID: WC_Alp 2
Lab File ID: C:\FLOW_4\1222NXN.RST
Initial Weight/Volume: 1.0 mL
Final Weight/Volume: 1.0 mL

Analyte	Result	Qual	MDL	RL
Ammonia as N	0.0475	I	0.022	0.10

Method Blank - Batch: 280-46688

Method: 350.1
Preparation: N/A

Lab Sample ID: MB 280-46688/137
Client Matrix: Water
Dilution: 1.0
Date Analyzed: 12/22/2010 1406
Date Prepared: N/A

Analysis Batch: 280-46688
Prep Batch: N/A
Units: mg/L

Instrument ID: WC_Alp 2
Lab File ID: C:\FLOW_4\1222NXN.RST
Initial Weight/Volume: 1.0 mL
Final Weight/Volume: 1.0 mL

Analyte	Result	Qual	MDL	RL
Ammonia as N	0.0497	I	0.022	0.10

Method Blank - Batch: 280-46688

Method: 350.1
Preparation: N/A

Lab Sample ID: MB 280-46688/188
Client Matrix: Water
Dilution: 1.0
Date Analyzed: 12/22/2010 1530
Date Prepared: N/A

Analysis Batch: 280-46688
Prep Batch: N/A
Units: mg/L

Instrument ID: WC_Alp 2
Lab File ID: C:\FLOW_4\1222NXN.RST
Initial Weight/Volume: 1.0 mL
Final Weight/Volume: 1.0 mL

Analyte	Result	Qual	MDL	RL
Ammonia as N	0.0492	I	0.022	0.10

Client: Waste Management

Job Number: 280-10950-1

Lab Control Sample/
Lab Control Sample Duplicate Recovery Report - Batch: 280-46688

Method: 350.1
Preparation: N/A

LCS Lab Sample ID: LCS 280-46688/59
Client Matrix: Water
Dilution: 1.0
Date Analyzed: 12/22/2010 1159
Date Prepared: N/A

Analysis Batch: 280-46688
Prep Batch: N/A
Units: mg/L

Instrument ID: WC_Alp 2
Lab File ID: C:\FLOW_4\1222NXN.RST
Initial Weight/Volume: 100 mL
Final Weight/Volume: 100 mL

LCSD Lab Sample ID: LCSD 280-46688/60
Client Matrix: Water
Dilution: 1.0
Date Analyzed: 12/22/2010 1201
Date Prepared: N/A

Analysis Batch: 280-46688
Prep Batch: N/A
Units: mg/L

Instrument ID: WC_Alp 2
Lab File ID: C:\FLOW_4\1222NXN.RST
Initial Weight/Volume: 100 mL
Final Weight/Volume: 100 mL

Analyte	% Rec. LCS	% Rec. LCSD	Limit	RPD	RPD Limit	LCS Qual	LCSD Qual
Ammonia as N	99	101	90 - 110	2	10		

Lab Control Sample/
Lab Control Sample Duplicate Recovery Report - Batch: 280-46688

Method: 350.1
Preparation: N/A

LCS Lab Sample ID: LCS 280-46688/138
Client Matrix: Water
Dilution: 1.0
Date Analyzed: 12/22/2010 1407
Date Prepared: N/A

Analysis Batch: 280-46688
Prep Batch: N/A
Units: mg/L

Instrument ID: WC_Alp 2
Lab File ID: C:\FLOW_4\1222NXN.RST
Initial Weight/Volume: 100 mL
Final Weight/Volume: 100 mL

LCSD Lab Sample ID: LCSD 280-46688/139
Client Matrix: Water
Dilution: 1.0
Date Analyzed: 12/22/2010 1409
Date Prepared: N/A

Analysis Batch: 280-46688
Prep Batch: N/A
Units: mg/L

Instrument ID: WC_Alp 2
Lab File ID: C:\FLOW_4\1222NXN.RST
Initial Weight/Volume: 100 mL
Final Weight/Volume: 100 mL

Analyte	% Rec. LCS	% Rec. LCSD	Limit	RPD	RPD Limit	LCS Qual	LCSD Qual
Ammonia as N	103	103	90 - 110	0	10		

Client: Waste Management

Job Number: 280-10950-1

Lab Control Sample/
Lab Control Sample Duplicate Recovery Report - Batch: 280-46688

Method: 350.1
Preparation: N/A

LCS Lab Sample ID:	LCS 280-46688/189	Analysis Batch:	280-46688	Instrument ID:	WC_Alp 2
Client Matrix:	Water	Prep Batch:	N/A	Lab File ID:	C:\FLOW_4\1222NXN.RST
Dilution:	1.0	Units:	mg/L	Initial Weight/Volume:	100 mL
Date Analyzed:	12/22/2010 1531			Final Weight/Volume:	100 mL
Date Prepared:	N/A				

LCSD Lab Sample ID:	LCSD 280-46688/190	Analysis Batch:	280-46688	Instrument ID:	WC_Alp 2
Client Matrix:	Water	Prep Batch:	N/A	Lab File ID:	C:\FLOW_4\1222NXN.RST
Dilution:	1.0	Units:	mg/L	Initial Weight/Volume:	100 mL
Date Analyzed:	12/22/2010 1533			Final Weight/Volume:	100 mL
Date Prepared:	N/A				

	% Rec.						
Analyte	LCS	LCSD	Limit	RPD	RPD Limit	LCS Qual	LCSD Qual
Ammonia as N	105	104	90 - 110	1	10		

Client: Waste Management

Job Number: 280-10950-1

Laboratory Control/
Laboratory Duplicate Data Report - Batch: 280-46688

Method: 350.1
Preparation: N/A

LCS Lab Sample ID:	LCS 280-46688/59	Units:	mg/L	LCSD Lab Sample ID:	LCSD 280-46688/60
Client Matrix:	Water			Client Matrix:	Water
Dilution:	1.0			Dilution:	1.0
Date Analyzed:	12/22/2010 1159			Date Analyzed:	12/22/2010 1201
Date Prepared:	N/A			Date Prepared:	N/A

Analyte	LCS Spike Amount	LCSD Spike Amount	LCS Result/Qual	LCSD Result/Qual
Ammonia as N	5.00	5.00	4.97	5.06

Laboratory Control/
Laboratory Duplicate Data Report - Batch: 280-46688

Method: 350.1
Preparation: N/A

LCS Lab Sample ID:	LCS 280-46688/138	Units:	mg/L	LCSD Lab Sample ID:	LCSD 280-46688/139
Client Matrix:	Water			Client Matrix:	Water
Dilution:	1.0			Dilution:	1.0
Date Analyzed:	12/22/2010 1407			Date Analyzed:	12/22/2010 1409
Date Prepared:	N/A			Date Prepared:	N/A

Analyte	LCS Spike Amount	LCSD Spike Amount	LCS Result/Qual	LCSD Result/Qual
Ammonia as N	5.00	5.00	5.16	5.16

Laboratory Control/
Laboratory Duplicate Data Report - Batch: 280-46688

Method: 350.1
Preparation: N/A

LCS Lab Sample ID:	LCS 280-46688/189	Units:	mg/L	LCSD Lab Sample ID:	LCSD 280-46688/190
Client Matrix:	Water			Client Matrix:	Water
Dilution:	1.0			Dilution:	1.0
Date Analyzed:	12/22/2010 1531			Date Analyzed:	12/22/2010 1533
Date Prepared:	N/A			Date Prepared:	N/A

Analyte	LCS Spike Amount	LCSD Spike Amount	LCS Result/Qual	LCSD Result/Qual
Ammonia as N	5.00	5.00	5.23	5.19

Client: Waste Management

Job Number: 280-10950-1

Matrix Spike/
Matrix Spike Duplicate Recovery Report - Batch: 280-46688

Method: 350.1
Preparation: N/A

MS Lab Sample ID:	280-11005-F-1 MS	Analysis Batch:	280-46688	Instrument ID:	WC_Alp 2
Client Matrix:	Water	Prep Batch:	N/A	Lab File ID:	C:\FLOW_4\1222NXN.RST
Dilution:	1.0			Initial Weight/Volume:	5 mL
Date Analyzed:	12/22/2010 1240			Final Weight/Volume:	5 mL
Date Prepared:	N/A				

MSD Lab Sample ID:	280-11005-F-1 MSD	Analysis Batch:	280-46688	Instrument ID:	WC_Alp 2
Client Matrix:	Water	Prep Batch:	N/A	Lab File ID:	C:\FLOW_4\1222NXN.RST
Dilution:	1.0			Initial Weight/Volume:	5 mL
Date Analyzed:	12/22/2010 1242			Final Weight/Volume:	5 mL
Date Prepared:	N/A				

	% Rec.						
Analyte	MS	MSD	Limit	RPD	RPD Limit	MS Qual	MSD Qual
Ammonia as N	35	34	90 - 110	2	20	J3	J3

Matrix Spike/
Matrix Spike Duplicate Recovery Report - Batch: 280-46688

Method: 350.1
Preparation: N/A

MS Lab Sample ID:	280-11013-2	Analysis Batch:	280-46688	Instrument ID:	WC_Alp 2
Client Matrix:	Water	Prep Batch:	N/A	Lab File ID:	C:\FLOW_4\1222NXN.RST
Dilution:	1.0			Initial Weight/Volume:	5 mL
Date Analyzed:	12/22/2010 1412			Final Weight/Volume:	5 mL
Date Prepared:	N/A				

MSD Lab Sample ID:	280-11013-2	Analysis Batch:	280-46688	Instrument ID:	WC_Alp 2
Client Matrix:	Water	Prep Batch:	N/A	Lab File ID:	C:\FLOW_4\1222NXN.RST
Dilution:	1.0			Initial Weight/Volume:	5 mL
Date Analyzed:	12/22/2010 1413			Final Weight/Volume:	5 mL
Date Prepared:	N/A				

	% Rec.						
Analyte	MS	MSD	Limit	RPD	RPD Limit	MS Qual	MSD Qual
Ammonia as N	79	79	90 - 110	0	20	J3	J3

Client: Waste Management

Job Number: 280-10950-1

Matrix Spike/
Matrix Spike Duplicate Recovery Report - Batch: 280-46688

Method: 350.1
Preparation: N/A

MS Lab Sample ID:	280-11023-C-5 MS	Analysis Batch:	280-46688	Instrument ID:	WC_Alp 2
Client Matrix:	Water	Prep Batch:	N/A	Lab File ID:	C:\FLOW_4\1222NXN.RST
Dilution:	1.0			Initial Weight/Volume:	5 mL
Date Analyzed:	12/22/2010 1545			Final Weight/Volume:	5 mL
Date Prepared:	N/A				

MSD Lab Sample ID:	280-11023-C-5 MSD	Analysis Batch:	280-46688	Instrument ID:	WC_Alp 2
Client Matrix:	Water	Prep Batch:	N/A	Lab File ID:	C:\FLOW_4\1222NXN.RST
Dilution:	1.0			Initial Weight/Volume:	5 mL
Date Analyzed:	12/22/2010 1546			Final Weight/Volume:	5 mL
Date Prepared:	N/A				

	% Rec.						
Analyte	MS	MSD	Limit	RPD	RPD Limit	MS Qual	MSD Qual
Ammonia as N	80	81	90 - 110	1	20	J3	J3

Client: Waste Management

Job Number: 280-10950-1

Matrix Spike/
Matrix Spike Duplicate Recovery Report - Batch: 280-46688

Method: 350.1
Preparation: N/A

MS Lab Sample ID: 280-11005-F-1 MS
Units: mg/L
Client Matrix: Water
Dilution: 1.0
Date Analyzed: 12/22/2010 1240
Date Prepared: N/A

MSD Lab Sample ID: 280-11005-F-1 MSD
Client Matrix: Water
Dilution: 1.0
Date Analyzed: 12/22/2010 1242
Date Prepared: N/A

Analyte	Sample Result/Qual		MS Spike Amount	MSD Spike Amount	MS Result/Qual		MSD Result/Qual	
Ammonia as N	0.26		4.00	4.00	1.65	J3	1.61	J3

Matrix Spike/
Matrix Spike Duplicate Recovery Report - Batch: 280-46688

Method: 350.1
Preparation: N/A

MS Lab Sample ID: 280-11013-2
Units: mg/L
Client Matrix: Water
Dilution: 1.0
Date Analyzed: 12/22/2010 1412
Date Prepared: N/A

MSD Lab Sample ID: 280-11013-2
Client Matrix: Water
Dilution: 1.0
Date Analyzed: 12/22/2010 1413
Date Prepared: N/A

Analyte	Sample Result/Qual		MS Spike Amount	MSD Spike Amount	MS Result/Qual		MSD Result/Qual	
Ammonia as N	0.073	I	4.00	4.00	3.23	J3	3.23	J3

Matrix Spike/
Matrix Spike Duplicate Recovery Report - Batch: 280-46688

Method: 350.1
Preparation: N/A

MS Lab Sample ID: 280-11023-C-5 MS
Units: mg/L
Client Matrix: Water
Dilution: 1.0
Date Analyzed: 12/22/2010 1545
Date Prepared: N/A

MSD Lab Sample ID: 280-11023-C-5 MSD
Client Matrix: Water
Dilution: 1.0
Date Analyzed: 12/22/2010 1546
Date Prepared: N/A

Analyte	Sample Result/Qual		MS Spike Amount	MSD Spike Amount	MS Result/Qual		MSD Result/Qual	
Ammonia as N	0.061	I	4.00	4.00	3.27	J3	3.31	J3

Client: Waste Management

Job Number: 280-10950-1

Method Blank - Batch: 280-47082

Method: 410.4
Preparation: N/A

Lab Sample ID: MB 280-47082/5
Client Matrix: Water
Dilution: 1.0
Date Analyzed: 12/28/2010 1803
Date Prepared: N/A

Analysis Batch: 280-47082
Prep Batch: N/A
Units: mg/L

Instrument ID: WC_HACH SPEC
Lab File ID: N/A
Initial Weight/Volume: 2 mL
Final Weight/Volume: 2 mL

Analyte	Result	Qual	MDL	RL
Chemical Oxygen Demand (COD)	4.1	U	4.1	20

Lab Control Sample/
Lab Control Sample Duplicate Recovery Report - Batch: 280-47082

Method: 410.4
Preparation: N/A

LCS Lab Sample ID: LCS 280-47082/3
Client Matrix: Water
Dilution: 1.0
Date Analyzed: 12/28/2010 1803
Date Prepared: N/A

Analysis Batch: 280-47082
Prep Batch: N/A
Units: mg/L

Instrument ID: WC_HACH SPEC
Lab File ID: N/A
Initial Weight/Volume: 10 mL
Final Weight/Volume: 100 mL

LCSD Lab Sample ID: LCSD 280-47082/4
Client Matrix: Water
Dilution: 1.0
Date Analyzed: 12/28/2010 1803
Date Prepared: N/A

Analysis Batch: 280-47082
Prep Batch: N/A
Units: mg/L

Instrument ID: WC_HACH SPEC
Lab File ID: N/A
Initial Weight/Volume: 10 mL
Final Weight/Volume: 100 mL

Analyte	% Rec. LCS	% Rec. LCSD	Limit	RPD	RPD Limit	LCS Qual	LCSD Qual
Chemical Oxygen Demand (COD)	100	96	90 - 110	4	11		

Client: Waste Management

Job Number: 280-10950-1

Laboratory Control/
Laboratory Duplicate Data Report - Batch: 280-47082

Method: 410.4
Preparation: N/A

LCS Lab Sample ID: LCS 280-47082/3
Units: mg/L
Client Matrix: Water
Dilution: 1.0
Date Analyzed: 12/28/2010 1803
Date Prepared: N/A

LCSD Lab Sample ID: LCSD 280-47082/4
Client Matrix: Water
Dilution: 1.0
Date Analyzed: 12/28/2010 1803
Date Prepared: N/A

Analyte	LCS Spike Amount	LCSD Spike Amount	LCS Result/Qual	LCSD Result/Qual
Chemical Oxygen Demand (COD)	100	100	99.6	95.8

Matrix Spike/
Matrix Spike Duplicate Recovery Report - Batch: 280-47082

Method: 410.4
Preparation: N/A

MS Lab Sample ID: 280-10960-A-1 MS
Analysis Batch: 280-47082
Instrument ID: WC_HACH SPEC
Client Matrix: Water
Prep Batch: N/A
Lab File ID: N/A
Dilution: 1.0
Initial Weight/Volume: 2 mL
Date Analyzed: 12/28/2010 1803
Final Weight/Volume: 100 mL
Date Prepared: N/A

MSD Lab Sample ID: 280-10960-A-1 MSD
Analysis Batch: 280-47082
Instrument ID: WC_HACH SPEC
Client Matrix: Water
Prep Batch: N/A
Lab File ID: N/A
Dilution: 1.0
Initial Weight/Volume: 2 mL
Date Analyzed: 12/28/2010 1803
Final Weight/Volume: 100 mL
Date Prepared: N/A

Analyte	% Rec. MS	% Rec. MSD	Limit	RPD	RPD Limit	MS Qual	MSD Qual
Chemical Oxygen Demand (COD)	98	98	90 - 110	0	11		

Client: Waste Management

Job Number: 280-10950-1

Matrix Spike/
Matrix Spike Duplicate Recovery Report - Batch: 280-47082

Method: 410.4
Preparation: N/A

MS Lab Sample ID:	280-10960-A-1 MS	Units: mg/L	MSD Lab Sample ID:	280-10960-A-1 MSD
Client Matrix:	Water		Client Matrix:	Water
Dilution:	1.0		Dilution:	1.0
Date Analyzed:	12/28/2010 1803		Date Analyzed:	12/28/2010 1803
Date Prepared:	N/A		Date Prepared:	N/A

Analyte	Sample Result/Qual		MS Spike Amount	MSD Spike Amount	MS Result/Qual	MSD Result/Qual
Chemical Oxygen Demand (COD)	4.1	U	50.0	50.0	48.8	48.8

Client: Waste Management

Job Number: 280-10950-1

Method Blank - Batch: 280-46536

Method: 9012A
Preparation: 9012A

Lab Sample ID: MB 280-46536/5-A
Client Matrix: Water
Dilution: 1.0
Date Analyzed: 12/22/2010 1317
Date Prepared: 12/22/2010 0832

Analysis Batch: 280-46629
Prep Batch: 280-46536
Units: mg/L

Instrument ID: WC_Alp 1
Lab File ID: C:\FLOW_4\CN122110.RST
Initial Weight/Volume: 50 mL
Final Weight/Volume: 50 mL

Analyte	Result	Qual	MDL	RL
Total Cyanide	0.0020	U	0.0020	0.010

High Level Control Sample - Batch: 280-46536

Method: 9012A
Preparation: 9012A

Lab Sample ID: HLCS 280-46536/1-A
Client Matrix: Water
Dilution: 2.0
Date Analyzed: 12/22/2010 1311
Date Prepared: 12/22/2010 0832

Analysis Batch: 280-46629
Prep Batch: 280-46536
Units: mg/L

Instrument ID: WC_Alp 1
Lab File ID: C:\FLOW_4\CN122110.RST
Initial Weight/Volume: 50 mL
Final Weight/Volume: 50 mL

Analyte	Spike Amount	Result	% Rec.	Limit	Qual
Total Cyanide	0.400	0.410	103	90 - 110	

Low Level Control Sample - Batch: 280-46536

Method: 9012A
Preparation: 9012A

Lab Sample ID: LLCS 280-46536/2-A
Client Matrix: Water
Dilution: 1.0
Date Analyzed: 12/22/2010 1313
Date Prepared: 12/22/2010 0832

Analysis Batch: 280-46629
Prep Batch: 280-46536
Units: mg/L

Instrument ID: WC_Alp 1
Lab File ID: C:\FLOW_4\CN122110.RST
Initial Weight/Volume: 50 mL
Final Weight/Volume: 50 mL

Analyte	Spike Amount	Result	% Rec.	Limit	Qual
Total Cyanide	0.100	0.104	104	90 - 110	

Client: Waste Management

Job Number: 280-10950-1

Lab Control Sample/
Lab Control Sample Duplicate Recovery Report - Batch: 280-46536

Method: 9012A
Preparation: 9012A

LCS Lab Sample ID: LCS 280-46536/3-A
Client Matrix: Water
Dilution: 1.0
Date Analyzed: 12/22/2010 1314
Date Prepared: 12/22/2010 0832

Analysis Batch: 280-46629
Prep Batch: 280-46536
Units: mg/L

Instrument ID: WC_Alp 1
Lab File ID: C:\FLOW_4\CN122110.RST
Initial Weight/Volume: 50 mL
Final Weight/Volume: 50 mL

LCSD Lab Sample ID: LCSD 280-46536/4-A
Client Matrix: Water
Dilution: 1.0
Date Analyzed: 12/22/2010 1316
Date Prepared: 12/22/2010 0832

Analysis Batch: 280-46629
Prep Batch: 280-46536
Units: mg/L

Instrument ID: WC_Alp 1
Lab File ID: C:\FLOW_4\CN122110.RS
Initial Weight/Volume: 50 mL
Final Weight/Volume: 50 mL

Analyte	% Rec. LCS	% Rec. LCSD	Limit	RPD	RPD Limit	LCS Qual	LCSD Qual
Total Cyanide	103	105	90 - 110	2	10		

Laboratory Control/
Laboratory Duplicate Data Report - Batch: 280-46536

Method: 9012A
Preparation: 9012A

LCS Lab Sample ID: LCS 280-46536/3-A
Client Matrix: Water
Dilution: 1.0
Date Analyzed: 12/22/2010 1314
Date Prepared: 12/22/2010 0832

Units: mg/L

LCSD Lab Sample ID: LCSD 280-46536/4-A
Client Matrix: Water
Dilution: 1.0
Date Analyzed: 12/22/2010 1316
Date Prepared: 12/22/2010 0832

Analyte	LCS Spike Amount	LCSD Spike Amount	LCS Result/Qual	LCSD Result/Qual
Total Cyanide	0.100	0.100	0.103	0.105

Client: Waste Management

Job Number: 280-10950-1

Matrix Spike/
Matrix Spike Duplicate Recovery Report - Batch: 280-46536

Method: 9012A
Preparation: 9012A

MS Lab Sample ID:	280-11010-1	Analysis Batch:	280-46629	Instrument ID:	WC_Alp 1
Client Matrix:	Water	Prep Batch:	280-46536	Lab File ID:	C:\FLOW_4\CN122110.RST
Dilution:	1.0			Initial Weight/Volume:	50 mL
Date Analyzed:	12/22/2010 1320			Final Weight/Volume:	50 mL
Date Prepared:	12/22/2010 0832				

MSD Lab Sample ID:	280-11010-1	Analysis Batch:	280-46629	Instrument ID:	WC_Alp 1
Client Matrix:	Water	Prep Batch:	280-46536	Lab File ID:	C:\FLOW_4\CN122110.RST
Dilution:	1.0			Initial Weight/Volume:	50 mL
Date Analyzed:	12/22/2010 1329			Final Weight/Volume:	50 mL
Date Prepared:	12/22/2010 0832				

	% Rec.						
Analyte	MS	MSD	Limit	RPD	RPD Limit	MS Qual	MSD Qual
Total Cyanide	76	75	90 - 110	1	20	J3	J3

Matrix Spike/
Matrix Spike Duplicate Recovery Report - Batch: 280-46536

Method: 9012A
Preparation: 9012A

MS Lab Sample ID:	280-11010-1	Units: mg/L		MSD Lab Sample ID:	280-11010-1
Client Matrix:	Water			Client Matrix:	Water
Dilution:	1.0			Dilution:	1.0
Date Analyzed:	12/22/2010 1320			Date Analyzed:	12/22/2010 1329
Date Prepared:	12/22/2010 0832			Date Prepared:	12/22/2010 0832

	Sample		MS Spike	MSD Spike	MS		MSD	
Analyte	Result/Qual		Amount	Amount	Result/Qual		Result/Qual	
Total Cyanide	0.0028	I	0.100	0.100	0.0790	J3	0.0780	J3

Client: Waste Management

Job Number: 280-10950-1

Method Blank - Batch: 280-46798

Method: 9034
Preparation: 9030B

Lab Sample ID: MB 280-46798/11-A
Client Matrix: Water
Dilution: 1.0
Date Analyzed: 12/23/2010 1421
Date Prepared: 12/23/2010 1154

Analysis Batch: 280-46851
Prep Batch: 280-46798
Units: mg/L

Instrument ID: No Equipment Assigned
Lab File ID: N/A
Initial Weight/Volume: 250 mL
Final Weight/Volume: 250 mL

Analyte	Result	Qual	MDL	RL
Total Sulfide	0.79	U	0.79	4.0

Lab Control Sample/
Lab Control Sample Duplicate Recovery Report - Batch: 280-46798

Method: 9034
Preparation: 9030B

LCS Lab Sample ID: LCS 280-46798/4-A
Client Matrix: Water
Dilution: 1.0
Date Analyzed: 12/23/2010 1421
Date Prepared: 12/23/2010 1154

Analysis Batch: 280-46851
Prep Batch: 280-46798
Units: mg/L

Instrument ID: No Equipment Assigned
Lab File ID: N/A
Initial Weight/Volume: 250 mL
Final Weight/Volume: 250 mL

LCSD Lab Sample ID: LCSD 280-46798/5-A
Client Matrix: Water
Dilution: 1.0
Date Analyzed: 12/23/2010 1421
Date Prepared: 12/23/2010 1154

Analysis Batch: 280-46851
Prep Batch: 280-46798
Units: mg/L

Instrument ID: No Equipment Assigned
Lab File ID: N/A
Initial Weight/Volume: 250 mL
Final Weight/Volume: 250 mL

	% Rec.						
Analyte	LCS	LCSD	Limit	RPD	RPD Limit	LCS Qual	LCSD Qual
Total Sulfide	85	76	48 - 100	11	20		

Client: Waste Management

Job Number: 280-10950-1

Laboratory Control/
Laboratory Duplicate Data Report - Batch: 280-46798

Method: 9034
Preparation: 9030B

LCS Lab Sample ID:	LCS 280-46798/4-A	Units:	mg/L	LCSD Lab Sample ID:	LCSD 280-46798/5-A
Client Matrix:	Water			Client Matrix:	Water
Dilution:	1.0			Dilution:	1.0
Date Analyzed:	12/23/2010 1421			Date Analyzed:	12/23/2010 1421
Date Prepared:	12/23/2010 1154			Date Prepared:	12/23/2010 1154

Analyte	LCS Spike Amount	LCSD Spike Amount	LCS Result/Qual	LCSD Result/Qual
Total Sulfide	23.5	23.5	20.0	17.9

Client: Waste Management

Job Number: 280-10950-1

Method Blank - Batch: 280-45928

Method: SM 2120B
Preparation: N/A

Lab Sample ID: MB 280-45928/1
Client Matrix: Water
Dilution: 1.0
Date Analyzed: 12/17/2010 1051
Date Prepared: N/A

Analysis Batch: 280-45928
Prep Batch: N/A
Units: PCU

Instrument ID: No Equipment Assigned
Lab File ID: N/A
Initial Weight/Volume:
Final Weight/Volume: 50 mL

Analyte	Result	Qual	RL	RL
Color	5.0	U	5.0	5.0

Duplicate - Batch: 280-45928

Method: SM 2120B
Preparation: N/A

Lab Sample ID: 280-10954-A-1 DU
Client Matrix: Water
Dilution: 2.0
Date Analyzed: 12/17/2010 1051
Date Prepared: N/A

Analysis Batch: 280-45928
Prep Batch: N/A
Units: PCU

Instrument ID: No Equipment Assigned
Lab File ID: N/A
Initial Weight/Volume:
Final Weight/Volume: 50 mL

Analyte	Sample Result/Qual	Result	RPD	Limit	Qual
Color	80	80.0	0	20	

Client: Waste Management

Job Number: 280-10950-1

Method Blank - Batch: 280-46078

Method: SM 2120B
Preparation: N/A

Lab Sample ID: MB 280-46078/1
Client Matrix: Water
Dilution: 1.0
Date Analyzed: 12/18/2010 1440
Date Prepared: N/A

Analysis Batch: 280-46078
Prep Batch: N/A
Units: PCU

Instrument ID: No Equipment Assigned
Lab File ID: N/A
Initial Weight/Volume:
Final Weight/Volume: 50 mL

Analyte	Result	Qual	RL	RL
Color	5.0	U	5.0	5.0

Duplicate - Batch: 280-46078

Method: SM 2120B
Preparation: N/A

Lab Sample ID: 280-11013-1
Client Matrix: Water
Dilution: 1.0
Date Analyzed: 12/18/2010 1440
Date Prepared: N/A

Analysis Batch: 280-46078
Prep Batch: N/A
Units: PCU

Instrument ID: No Equipment Assigned
Lab File ID: N/A
Initial Weight/Volume:
Final Weight/Volume: 50 mL

Analyte	Sample Result/Qual		Result	RPD	Limit	Qual
Color	5.0	U	5.0	NC	20	U
Color	5.0	U	5.0	NC	20	U

Client: Waste Management

Job Number: 280-10950-1

Method Blank - Batch: 280-46311

Method: SM 2320B
Preparation: N/A

Lab Sample ID: MB 280-46311/6
Client Matrix: Water
Dilution: 1.0
Date Analyzed: 12/20/2010 1213
Date Prepared: N/A

Analysis Batch: 280-46311
Prep Batch: N/A
Units: mg/L

Instrument ID: WC_AT2
Lab File ID: 122010a.TXT
Initial Weight/Volume: 1.0 mL
Final Weight/Volume: 1.0 mL

Analyte	Result	Qual	MDL	RL
Total Alkalinity	1.1	U	1.1	5.0

Lab Control Sample/
Lab Control Sample Duplicate Recovery Report - Batch: 280-46311

Method: SM 2320B
Preparation: N/A

LCS Lab Sample ID: LCS 280-46311/4
Client Matrix: Water
Dilution: 1.0
Date Analyzed: 12/20/2010 1157
Date Prepared: N/A

Analysis Batch: 280-46311
Prep Batch: N/A
Units: mg/L

Instrument ID: WC_AT2
Lab File ID: 122010a.TXT
Initial Weight/Volume: 1.0 mL
Final Weight/Volume: 1.0 mL

LCSD Lab Sample ID: LCSD 280-46311/5
Client Matrix: Water
Dilution: 1.0
Date Analyzed: 12/20/2010 1206
Date Prepared: N/A

Analysis Batch: 280-46311
Prep Batch: N/A
Units: mg/L

Instrument ID: WC_AT2
Lab File ID: 122010a.TXT
Initial Weight/Volume: 1.0 mL
Final Weight/Volume: 1.0 mL

	% Rec.						
Analyte	LCS	LCSD	Limit	RPD	RPD Limit	LCS Qual	LCSD Qual
Total Alkalinity	109	106	90 - 110	3	10		

Client: Waste Management

Job Number: 280-10950-1

Laboratory Control/
Laboratory Duplicate Data Report - Batch: 280-46311

Method: SM 2320B
Preparation: N/A

LCS Lab Sample ID: LCS 280-46311/4
Units: mg/L
Client Matrix: Water
Dilution: 1.0
Date Analyzed: 12/20/2010 1157
Date Prepared: N/A

LCSD Lab Sample ID: LCSD 280-46311/5
Client Matrix: Water
Dilution: 1.0
Date Analyzed: 12/20/2010 1206
Date Prepared: N/A

Analyte	LCS Spike Amount	LCSD Spike Amount	LCS Result/Qual	LCSD Result/Qual
Total Alkalinity	200	200	217	212

Duplicate - Batch: 280-46311

Method: SM 2320B
Preparation: N/A

Lab Sample ID: 280-10950-1
Client Matrix: Water
Dilution: 1.0
Date Analyzed: 12/20/2010 1230
Date Prepared: N/A

Analysis Batch: 280-46311
Prep Batch: N/A
Units: mg/L

Instrument ID: WC_AT2
Lab File ID: 122010a.TXT
Initial Weight/Volume: 1.0 mL
Final Weight/Volume: 1.0 mL

Analyte	Sample Result/Qual	Result	RPD	Limit	Qual
Total Alkalinity	66	66.8	2	10	

Client: Waste Management

Job Number: 280-10950-1

Method Blank - Batch: 280-46492

Method: SM 2320B
Preparation: N/A

Lab Sample ID: MB 280-46492/6
Client Matrix: Water
Dilution: 1.0
Date Analyzed: 12/21/2010 1226
Date Prepared: N/A

Analysis Batch: 280-46492
Prep Batch: N/A
Units: mg/L

Instrument ID: WC_AT2
Lab File ID: 122110a.TXT
Initial Weight/Volume: 1.0 mL
Final Weight/Volume: 1.0 mL

Analyte	Result	Qual	MDL	RL
Total Alkalinity	1.1	U	1.1	5.0

Method Blank - Batch: 280-46492

Method: SM 2320B
Preparation: N/A

Lab Sample ID: MB 280-46492/33
Client Matrix: Water
Dilution: 1.0
Date Analyzed: 12/21/2010 1623
Date Prepared: N/A

Analysis Batch: 280-46492
Prep Batch: N/A
Units: mg/L

Instrument ID: WC_AT2
Lab File ID: 122110a.TXT
Initial Weight/Volume: 1.0 mL
Final Weight/Volume: 1.0 mL

Analyte	Result	Qual	MDL	RL
Total Alkalinity	1.1	U	1.1	5.0

Client: Waste Management

Job Number: 280-10950-1

Lab Control Sample/
Lab Control Sample Duplicate Recovery Report - Batch: 280-46492

Method: SM 2320B
Preparation: N/A

LCS Lab Sample ID: LCS 280-46492/4
Client Matrix: Water
Dilution: 1.0
Date Analyzed: 12/21/2010 1209
Date Prepared: N/A

Analysis Batch: 280-46492
Prep Batch: N/A
Units: mg/L

Instrument ID: WC_AT2
Lab File ID: 122110a.TXT
Initial Weight/Volume: 1.0 mL
Final Weight/Volume: 1.0 mL

LCSD Lab Sample ID: LCSD 280-46492/5
Client Matrix: Water
Dilution: 1.0
Date Analyzed: 12/21/2010 1218
Date Prepared: N/A

Analysis Batch: 280-46492
Prep Batch: N/A
Units: mg/L

Instrument ID: WC_AT2
Lab File ID: 122110a.TXT
Initial Weight/Volume: 1.0 mL
Final Weight/Volume: 1.0 mL

Analyte	% Rec. LCS	% Rec. LCSD	Limit	RPD	RPD Limit	LCS Qual	LCSD Qual
Total Alkalinity	98	100	90 - 110	2	10		

Lab Control Sample/
Lab Control Sample Duplicate Recovery Report - Batch: 280-46492

Method: SM 2320B
Preparation: N/A

LCS Lab Sample ID: LCS 280-46492/31
Client Matrix: Water
Dilution: 1.0
Date Analyzed: 12/21/2010 1607
Date Prepared: N/A

Analysis Batch: 280-46492
Prep Batch: N/A
Units: mg/L

Instrument ID: WC_AT2
Lab File ID: 122110a.TXT
Initial Weight/Volume: 1.0 mL
Final Weight/Volume: 1.0 mL

LCSD Lab Sample ID: LCSD 280-46492/32
Client Matrix: Water
Dilution: 1.0
Date Analyzed: 12/21/2010 1617
Date Prepared: N/A

Analysis Batch: 280-46492
Prep Batch: N/A
Units: mg/L

Instrument ID: WC_AT2
Lab File ID: 122110a.TXT
Initial Weight/Volume: 1.0 mL
Final Weight/Volume: 1.0 mL

Analyte	% Rec. LCS	% Rec. LCSD	Limit	RPD	RPD Limit	LCS Qual	LCSD Qual
Total Alkalinity	100	98	90 - 110	2	10		

Client: Waste Management

Job Number: 280-10950-1

Laboratory Control/
Laboratory Duplicate Data Report - Batch: 280-46492

Method: SM 2320B
Preparation: N/A

LCS Lab Sample ID:	LCS 280-46492/4	Units:	mg/L	LCSD Lab Sample ID:	LCSD 280-46492/5
Client Matrix:	Water			Client Matrix:	Water
Dilution:	1.0			Dilution:	1.0
Date Analyzed:	12/21/2010 1209			Date Analyzed:	12/21/2010 1218
Date Prepared:	N/A			Date Prepared:	N/A

Analyte	LCS Spike Amount	LCSD Spike Amount	LCS Result/Qual	LCSD Result/Qual
Total Alkalinity	200	200	196	200

Laboratory Control/
Laboratory Duplicate Data Report - Batch: 280-46492

Method: SM 2320B
Preparation: N/A

LCS Lab Sample ID:	LCS 280-46492/31	Units:	mg/L	LCSD Lab Sample ID:	LCSD 280-46492/32
Client Matrix:	Water			Client Matrix:	Water
Dilution:	1.0			Dilution:	1.0
Date Analyzed:	12/21/2010 1607			Date Analyzed:	12/21/2010 1617
Date Prepared:	N/A			Date Prepared:	N/A

Analyte	LCS Spike Amount	LCSD Spike Amount	LCS Result/Qual	LCSD Result/Qual
Total Alkalinity	200	200	199	195

Client: Waste Management

Job Number: 280-10950-1

Duplicate - Batch: 280-46492

Method: SM 2320B
Preparation: N/A

Lab Sample ID: 280-11009-B-1 DU
Client Matrix: Water
Dilution: 1.0
Date Analyzed: 12/21/2010 1251
Date Prepared: N/A

Analysis Batch: 280-46492
Prep Batch: N/A
Units: mg/L

Instrument ID: WC_AT2
Lab File ID: 122110a.TXT
Initial Weight/Volume: 1.0 mL
Final Weight/Volume: 1.0 mL

Analyte	Sample Result/Qual	Result	RPD	Limit	Qual
Total Alkalinity	1200	1160	2	10	

Duplicate - Batch: 280-46492

Method: SM 2320B
Preparation: N/A

Lab Sample ID: 280-11013-1
Client Matrix: Water
Dilution: 1.0
Date Analyzed: 12/21/2010 1638
Date Prepared: N/A

Analysis Batch: 280-46492
Prep Batch: N/A
Units: mg/L

Instrument ID: WC_AT2
Lab File ID: 122110a.TXT
Initial Weight/Volume: 1.0 mL
Final Weight/Volume: 1.0 mL

Analyte	Sample Result/Qual	Result	RPD	Limit	Qual
Total Alkalinity	91	90.6	0.8	10	

Client: Waste Management

Job Number: 280-10950-1

Method Blank - Batch: 280-46557

Method: SM 2540C
Preparation: N/A

Lab Sample ID: MB 280-46557/1
Client Matrix: Water
Dilution: 1.0
Date Analyzed: 12/22/2010 0923
Date Prepared: N/A

Analysis Batch: 280-46557
Prep Batch: N/A
Units: mg/L

Instrument ID: No Equipment Assigned
Lab File ID: N/A
Initial Weight/Volume: 100 mL
Final Weight/Volume: 100 mL

Analyte	Result	Qual	MDL	RL
Total Dissolved Solids	4.7	U	4.7	10

Lab Control Sample/
Lab Control Sample Duplicate Recovery Report - Batch: 280-46557

Method: SM 2540C
Preparation: N/A

LCS Lab Sample ID: LCS 280-46557/2
Client Matrix: Water
Dilution: 1.0
Date Analyzed: 12/22/2010 0923
Date Prepared: N/A

Analysis Batch: 280-46557
Prep Batch: N/A
Units: mg/L

Instrument ID: No Equipment Assigned
Lab File ID: N/A
Initial Weight/Volume: 100 mL
Final Weight/Volume: 100 mL

LCSD Lab Sample ID: LCSD 280-46557/3
Client Matrix: Water
Dilution: 1.0
Date Analyzed: 12/22/2010 0923
Date Prepared: N/A

Analysis Batch: 280-46557
Prep Batch: N/A
Units: mg/L

Instrument ID: No Equipment Assigned
Lab File ID: N/A
Initial Weight/Volume: 100 mL
Final Weight/Volume: 100 mL

Analyte	% Rec. LCS	% Rec. LCSD	Limit	RPD	RPD Limit	LCS Qual	LCSD Qual
Total Dissolved Solids	96	96	86 - 110	0	20		

Client: Waste Management

Job Number: 280-10950-1

Laboratory Control/
Laboratory Duplicate Data Report - Batch: 280-46557

Method: SM 2540C
Preparation: N/A

LCS Lab Sample ID: LCS 280-46557/2
Units: mg/L
Client Matrix: Water
Dilution: 1.0
Date Analyzed: 12/22/2010 0923
Date Prepared: N/A

LCSD Lab Sample ID: LCSD 280-46557/3
Client Matrix: Water
Dilution: 1.0
Date Analyzed: 12/22/2010 0923
Date Prepared: N/A

Analyte	LCS Spike Amount	LCSD Spike Amount	LCS Result/Qual	LCSD Result/Qual
Total Dissolved Solids	500	500	480	480

Duplicate - Batch: 280-46557

Method: SM 2540C
Preparation: N/A

Lab Sample ID: 280-10950-6
Client Matrix: Water
Dilution: 1.0
Date Analyzed: 12/22/2010 0923
Date Prepared: N/A

Analysis Batch: 280-46557
Prep Batch: N/A
Units: mg/L

Instrument ID: No Equipment Assigned
Lab File ID: N/A
Initial Weight/Volume: 100 mL
Final Weight/Volume: 100 mL

Analyte	Sample Result/Qual	Result	RPD	Limit	Qual
Total Dissolved Solids	37	52.0	34	10	J3

Client: Waste Management

Job Number: 280-10950-1

Method Blank - Batch: 280-46746

Method: SM 2540C
Preparation: N/A

Lab Sample ID: MB 280-46746/1
Client Matrix: Water
Dilution: 1.0
Date Analyzed: 12/23/2010 0750
Date Prepared: N/A

Analysis Batch: 280-46746
Prep Batch: N/A
Units: mg/L

Instrument ID: No Equipment Assigned
Lab File ID: N/A
Initial Weight/Volume: 100 mL
Final Weight/Volume: 100 mL

Analyte	Result	Qual	MDL	RL
Total Dissolved Solids	7.00	I	4.7	10

Lab Control Sample/
Lab Control Sample Duplicate Recovery Report - Batch: 280-46746

Method: SM 2540C
Preparation: N/A

LCS Lab Sample ID: LCS 280-46746/2
Client Matrix: Water
Dilution: 1.0
Date Analyzed: 12/23/2010 0750
Date Prepared: N/A

Analysis Batch: 280-46746
Prep Batch: N/A
Units: mg/L

Instrument ID: No Equipment Assigned
Lab File ID: N/A
Initial Weight/Volume: 100 mL
Final Weight/Volume: 100 mL

LCSD Lab Sample ID: LCSD 280-46746/3
Client Matrix: Water
Dilution: 1.0
Date Analyzed: 12/23/2010 0750
Date Prepared: N/A

Analysis Batch: 280-46746
Prep Batch: N/A
Units: mg/L

Instrument ID: No Equipment Assigned
Lab File ID: N/A
Initial Weight/Volume: 100 mL
Final Weight/Volume: 100 mL

Analyte	% Rec. LCS	% Rec. LCSD	Limit	RPD	RPD Limit	LCS Qual	LCSD Qual
Total Dissolved Solids	99	98	86 - 110	1	20		

Client: Waste Management

Job Number: 280-10950-1

Laboratory Control/
Laboratory Duplicate Data Report - Batch: 280-46746

Method: SM 2540C
Preparation: N/A

LCS Lab Sample ID: LCS 280-46746/2
Units: mg/L
Client Matrix: Water
Dilution: 1.0
Date Analyzed: 12/23/2010 0750
Date Prepared: N/A

LCSD Lab Sample ID: LCSD 280-46746/3
Client Matrix: Water
Dilution: 1.0
Date Analyzed: 12/23/2010 0750
Date Prepared: N/A

Analyte	LCS Spike Amount	LCSD Spike Amount	LCS Result/Qual	LCSD Result/Qual
Total Dissolved Solids	500	500	497	492

Duplicate - Batch: 280-46746

Method: SM 2540C
Preparation: N/A

Lab Sample ID: 280-11005-C-4 DU
Client Matrix: Water
Dilution: 1.0
Date Analyzed: 12/23/2010 0750
Date Prepared: N/A

Analysis Batch: 280-46746
Prep Batch: N/A
Units: mg/L

Instrument ID: No Equipment Assigned
Lab File ID: N/A
Initial Weight/Volume: 10 mL
Final Weight/Volume: 100 mL

Analyte	Sample Result/Qual	Result	RPD	Limit	Qual
Total Dissolved Solids	1100	1180	3	10	

Client: Waste Management

Job Number: 280-10950-1

Method Blank - Batch: 280-46749

Method: SM 2540C
Preparation: N/A

Lab Sample ID: MB 280-46749/1
Client Matrix: Water
Dilution: 1.0
Date Analyzed: 12/23/2010 0802
Date Prepared: N/A

Analysis Batch: 280-46749
Prep Batch: N/A
Units: mg/L

Instrument ID: No Equipment Assigned
Lab File ID: N/A
Initial Weight/Volume: 100 mL
Final Weight/Volume: 100 mL

Analyte	Result	Qual	MDL	RL
Total Dissolved Solids	4.7	U	4.7	10

Lab Control Sample/
Lab Control Sample Duplicate Recovery Report - Batch: 280-46749

Method: SM 2540C
Preparation: N/A

LCS Lab Sample ID: LCS 280-46749/2
Client Matrix: Water
Dilution: 1.0
Date Analyzed: 12/23/2010 0802
Date Prepared: N/A

Analysis Batch: 280-46749
Prep Batch: N/A
Units: mg/L

Instrument ID: No Equipment Assigned
Lab File ID: N/A
Initial Weight/Volume: 100 mL
Final Weight/Volume: 100 mL

LCSD Lab Sample ID: LCSD 280-46749/3
Client Matrix: Water
Dilution: 1.0
Date Analyzed: 12/23/2010 0802
Date Prepared: N/A

Analysis Batch: 280-46749
Prep Batch: N/A
Units: mg/L

Instrument ID: No Equipment Assigned
Lab File ID: N/A
Initial Weight/Volume: 100 mL
Final Weight/Volume: 100 mL

Analyte	% Rec. LCS	% Rec. LCSD	Limit	RPD	RPD Limit	LCS Qual	LCSD Qual
Total Dissolved Solids	98	97	86 - 110	1	20		

Client: Waste Management

Job Number: 280-10950-1

Laboratory Control/
Laboratory Duplicate Data Report - Batch: 280-46749

Method: SM 2540C
Preparation: N/A

LCS Lab Sample ID: LCS 280-46749/2
Units: mg/L
Client Matrix: Water
Dilution: 1.0
Date Analyzed: 12/23/2010 0802
Date Prepared: N/A

LCSD Lab Sample ID: LCSD 280-46749/3
Client Matrix: Water
Dilution: 1.0
Date Analyzed: 12/23/2010 0802
Date Prepared: N/A

Analyte	LCS Spike Amount	LCSD Spike Amount	LCS Result/Qual	LCSD Result/Qual
Total Dissolved Solids	500	500	490	487

Duplicate - Batch: 280-46749

Method: SM 2540C
Preparation: N/A

Lab Sample ID: 280-11012-B-15 DU
Client Matrix: Water
Dilution: 1.0
Date Analyzed: 12/23/2010 0802
Date Prepared: N/A

Analysis Batch: 280-46749
Prep Batch: N/A
Units: mg/L

Instrument ID: No Equipment Assigned
Lab File ID: N/A
Initial Weight/Volume: 100 mL
Final Weight/Volume: 100 mL

Analyte	Sample Result/Qual	Result	RPD	Limit	Qual
Total Dissolved Solids	480	474	0.6	10	

Client: Waste Management

Job Number: 280-10950-1

Method Blank - Batch: 280-45997

Method: SM5210B
Preparation: N/A

Lab Sample ID: MB 280-45997/6
Client Matrix: Water
Dilution: 1.0
Date Analyzed: 12/18/2010 1356
Date Prepared: N/A

Analysis Batch: 280-45997
Prep Batch: N/A
Units: mg/L

Instrument ID: No Equipment Assigned
Lab File ID: N/A
Initial Weight/Volume:
Final Weight/Volume: 300 mL

Analyte	Result	Qual	MDL	RL
Biochemical Oxygen Demand	0.24	U	0.24	2.0

Lab Control Sample/
Lab Control Sample Duplicate Recovery Report - Batch: 280-45997

Method: SM5210B
Preparation: N/A

LCS Lab Sample ID: LCS 280-45997/3
Client Matrix: Water
Dilution: 1.0
Date Analyzed: 12/18/2010 1356
Date Prepared: N/A

Analysis Batch: 280-45997
Prep Batch: N/A
Units: mg/L

Instrument ID: No Equipment Assigned
Lab File ID: N/A
Initial Weight/Volume:
Final Weight/Volume: 300 mL

LCSD Lab Sample ID: LCSD 280-45997/5
Client Matrix: Water
Dilution: 1.0
Date Analyzed: 12/18/2010 1356
Date Prepared: N/A

Analysis Batch: 280-45997
Prep Batch: N/A
Units: mg/L

Instrument ID: No Equipment Assigned
Lab File ID: N/A
Initial Weight/Volume:
Final Weight/Volume: 300 mL

Analyte	% Rec. LCS	% Rec. LCSD	Limit	RPD	RPD Limit	LCS Qual	LCSD Qual
Biochemical Oxygen Demand	88	88	85 - 115	1	20		

Client: Waste Management

Job Number: 280-10950-1

Laboratory Control/
Laboratory Duplicate Data Report - Batch: 280-45997

Method: SM5210B
Preparation: N/A

LCS Lab Sample ID: LCS 280-45997/3
Units: mg/L
Client Matrix: Water
Dilution: 1.0
Date Analyzed: 12/18/2010 1356
Date Prepared: N/A

LCSD Lab Sample ID: LCSD 280-45997/5
Client Matrix: Water
Dilution: 1.0
Date Analyzed: 12/18/2010 1356
Date Prepared: N/A

Analyte	LCS Spike Amount	LCSD Spike Amount	LCS Result/Qual	LCSD Result/Qual
Biochemical Oxygen Demand	198	198	173	174

Duplicate - Batch: 280-45997

Method: SM5210B
Preparation: N/A

Lab Sample ID: 280-11010-1
Client Matrix: Water
Dilution: 5.0
Date Analyzed: 12/18/2010 1400
Date Prepared: N/A

Analysis Batch: 280-45997
Prep Batch: N/A
Units: mg/L

Instrument ID: No Equipment Assigned
Lab File ID: N/A
Initial Weight/Volume:
Final Weight/Volume: 300 mL

Analyte	Sample Result/Qual	Result	RPD	Limit	Qual
Biochemical Oxygen Demand	18	18.2	3	20	

Client: Waste Management

Job Number: 280-10950-1

Laboratory Chronicle

Lab ID: 280-10950-1 **Client ID:** MW-2B

Sample Date/Time: 12/16/2010 15:02 Received Date/Time: 12/17/2010 09:30

Method	Bottle ID	Run	Analysis Batch	Prep Batch	Date Prepared / Analyzed	Dil	Lab	Analyst
P:5030B	280-10950-H-1		280-47022		12/24/2010 02:21	1	TAL DEN	JLR
A:8260B	280-10950-H-1		280-47022		12/24/2010 02:21	1	TAL DEN	JLR
P:504.1	280-10950-E-1-A		280-47584	280-47269	12/29/2010 16:26	1	TAL DEN	MPS
A:504.1	280-10950-E-1-A		280-47584	280-47269	12/30/2010 08:16	1	TAL DEN	MPS
P:3005A	280-10950-D-1-C		280-46758	280-45915	12/21/2010 14:00	1	TAL DEN	DAT
A:6010B	280-10950-D-1-C		280-46758	280-45915	12/22/2010 14:08	1	TAL DEN	HEB
P:3005A	280-10950-D-1-B		280-46774	280-45914	12/20/2010 09:00	1	TAL DEN	JM
A:6020	280-10950-D-1-B		280-46774	280-45914	12/23/2010 05:08	1	TAL DEN	TEL
P:7470A	280-10950-D-1-A		280-46417	280-45902	12/20/2010 09:20	1	TAL DEN	KS
A:7470A	280-10950-D-1-A		280-46417	280-45902	12/20/2010 15:57	1	TAL DEN	KMN
A:300.0	280-10950-B-1		280-46033		12/17/2010 15:23	1	TAL DEN	TLP
A:300.0	280-10950-B-1		280-46034		12/17/2010 15:23	1	TAL DEN	TLP
A:350.1	280-10950-C-1		280-46470		12/21/2010 15:35	1	TAL DEN	LES
A:SM 2120B	280-10950-B-1		280-45928		12/17/2010 10:51	1	TAL DEN	JMT
A:SM 2320B	280-10950-B-1		280-46311		12/20/2010 12:21	1	TAL DEN	JAD
A:SM 2540C	280-10950-B-1		280-46557		12/22/2010 09:23	1	TAL DEN	BJD
A:Field Sampling	280-10950-A-1		280-47114		12/16/2010 15:02	1	TAL DEN	FS

Lab ID: 280-10950-1 MS **Client ID:** MW-2B

Sample Date/Time: 12/16/2010 15:02 Received Date/Time: 12/17/2010 09:30

Method	Bottle ID	Run	Analysis Batch	Prep Batch	Date Prepared / Analyzed	Dil	Lab	Analyst
P:3005A	280-10950-D-1-D MS		280-46758	280-45915	12/21/2010 14:00	1	TAL DEN	DAT
A:6010B	280-10950-D-1-D MS		280-46758	280-45915	12/22/2010 14:13	1	TAL DEN	HEB
A:350.1	280-10950-C-1 MS		280-46470		12/21/2010 15:37	1	TAL DEN	LES

Lab ID: 280-10950-1 MSD **Client ID:** MW-2B

Sample Date/Time: 12/16/2010 15:02 Received Date/Time: 12/17/2010 09:30

Method	Bottle ID	Run	Analysis Batch	Prep Batch	Date Prepared / Analyzed	Dil	Lab	Analyst
P:3005A	280-10950-D-1-E MSD		280-46758	280-45915	12/21/2010 14:00	1	TAL DEN	DAT
A:6010B	280-10950-D-1-E MSD		280-46758	280-45915	12/22/2010 14:15	1	TAL DEN	HEB
A:350.1	280-10950-C-1 MSD		280-46470		12/21/2010 15:38	1	TAL DEN	LES

Lab ID: 280-10950-1 DU **Client ID:** MW-2B

Sample Date/Time: 12/16/2010 15:02 Received Date/Time: 12/17/2010 09:30

Method	Bottle ID	Run	Analysis Batch	Prep Batch	Date Prepared / Analyzed	Dil	Lab	Analyst
A:SM 2320B	280-10950-B-1 DU		280-46311		12/20/2010 12:30	1	TAL DEN	JAD

Client: Waste Management

Job Number: 280-10950-1

Laboratory Chronicle

Lab ID: **280-10950-2** **Client ID:** **MW-1A**

Sample Date/Time: 12/16/2010 14:28 Received Date/Time: 12/17/2010 09:30

Method	Bottle ID	Run	Analysis Batch	Prep Batch	Date Prepared / Analyzed	Dil	Lab	Analyst
P:5030B	280-10950-H-2		280-47022		12/24/2010 02:42	1	TAL DEN	JLR
A:8260B	280-10950-H-2		280-47022		12/24/2010 02:42	1	TAL DEN	JLR
P:504.1	280-10950-G-2-A		280-47584	280-47269	12/29/2010 16:26	1	TAL DEN	MPS
A:504.1	280-10950-G-2-A		280-47584	280-47269	12/30/2010 08:36	1	TAL DEN	MPS
P:3005A	280-10950-D-2-C		280-46758	280-45915	12/21/2010 14:00	1	TAL DEN	DAT
A:6010B	280-10950-D-2-C		280-46758	280-45915	12/22/2010 14:25	1	TAL DEN	HEB
P:3005A	280-10950-D-2-B		280-46774	280-45914	12/20/2010 09:00	1	TAL DEN	JM
A:6020	280-10950-D-2-B		280-46774	280-45914	12/23/2010 05:11	1	TAL DEN	TEL
P:7470A	280-10950-D-2-A		280-46417	280-45902	12/20/2010 09:20	1	TAL DEN	KS
A:7470A	280-10950-D-2-A		280-46417	280-45902	12/20/2010 16:00	1	TAL DEN	KMN
A:300.0	280-10950-B-2		280-46034		12/17/2010 15:40	1	TAL DEN	TLP
A:300.0	280-10950-B-2		280-46033		12/17/2010 20:42	5	TAL DEN	TLP
A:350.1	280-10950-C-2		280-46470		12/21/2010 15:40	1	TAL DEN	LES
A:SM 2120B	280-10950-B-2		280-45928		12/17/2010 10:51	1	TAL DEN	JMT
A:SM 2320B	280-10950-B-2		280-46311		12/20/2010 12:37	1	TAL DEN	JAD
A:SM 2540C	280-10950-B-2		280-46557		12/22/2010 09:23	1	TAL DEN	BJD
A:Field Sampling	280-10950-A-2		280-47114		12/16/2010 14:28	1	TAL DEN	FS

Lab ID: **280-10950-3** **Client ID:** **MW-1B**

Sample Date/Time: 12/16/2010 13:59 Received Date/Time: 12/17/2010 09:30

Method	Bottle ID	Run	Analysis Batch	Prep Batch	Date Prepared / Analyzed	Dil	Lab	Analyst
P:5030B	280-10950-I-3		280-47022		12/24/2010 03:03	1	TAL DEN	JLR
A:8260B	280-10950-I-3		280-47022		12/24/2010 03:03	1	TAL DEN	JLR
P:504.1	280-10950-F-3-A		280-47584	280-47269	12/29/2010 16:26	1	TAL DEN	MPS
A:504.1	280-10950-F-3-A		280-47584	280-47269	12/30/2010 08:56	1	TAL DEN	MPS
P:3005A	280-10950-D-3-C		280-46758	280-45915	12/21/2010 14:00	1	TAL DEN	DAT
A:6010B	280-10950-D-3-C		280-46758	280-45915	12/22/2010 14:37	1	TAL DEN	HEB
P:3005A	280-10950-D-3-B		280-46774	280-45914	12/20/2010 09:00	1	TAL DEN	JM
A:6020	280-10950-D-3-B		280-46774	280-45914	12/23/2010 05:14	1	TAL DEN	TEL
P:7470A	280-10950-D-3-A		280-46417	280-45902	12/20/2010 09:20	1	TAL DEN	KS
A:7470A	280-10950-D-3-A		280-46417	280-45902	12/20/2010 16:02	1	TAL DEN	KMN
A:300.0	280-10950-B-3		280-46033		12/17/2010 15:57	1	TAL DEN	TLP
A:300.0	280-10950-B-3		280-46034		12/17/2010 15:57	1	TAL DEN	TLP
A:350.1	280-10950-C-3		280-46470		12/21/2010 15:41	1	TAL DEN	LES
A:SM 2120B	280-10950-B-3		280-45928		12/17/2010 10:51	1	TAL DEN	JMT
A:SM 2320B	280-10950-B-3		280-46311		12/20/2010 12:45	1	TAL DEN	JAD
A:SM 2540C	280-10950-B-3		280-46557		12/22/2010 09:23	1	TAL DEN	BJD
A:Field Sampling	280-10950-A-3		280-47114		12/16/2010 13:59	1	TAL DEN	FS

Client: Waste Management

Job Number: 280-10950-1

Laboratory Chronicle

Lab ID: **280-10950-4** **Client ID:** **MW-5A**

Sample Date/Time: 12/16/2010 13:26 Received Date/Time: 12/17/2010 09:30

Method	Bottle ID	Run	Analysis Batch	Prep Batch	Date Prepared / Analyzed	Dil	Lab	Analyst
P:5030B	280-10950-I-4		280-47022		12/24/2010 03:25	1	TAL DEN	JLR
A:8260B	280-10950-I-4		280-47022		12/24/2010 03:25	1	TAL DEN	JLR
P:504.1	280-10950-F-4-A		280-47584	280-47269	12/29/2010 16:26	1	TAL DEN	MPS
A:504.1	280-10950-F-4-A		280-47584	280-47269	12/30/2010 09:16	1	TAL DEN	MPS
P:3005A	280-10950-D-4-C		280-46758	280-45915	12/21/2010 14:00	1	TAL DEN	DAT
A:6010B	280-10950-D-4-C		280-46758	280-45915	12/22/2010 14:39	1	TAL DEN	HEB
P:3005A	280-10950-D-4-B		280-46774	280-45914	12/20/2010 09:00	1	TAL DEN	JM
A:6020	280-10950-D-4-B		280-46774	280-45914	12/23/2010 05:17	1	TAL DEN	TEL
P:7470A	280-10950-D-4-A		280-46417	280-45902	12/20/2010 09:20	1	TAL DEN	KS
A:7470A	280-10950-D-4-A		280-46417	280-45902	12/20/2010 16:04	1	TAL DEN	KMN
A:300.0	280-10950-B-4		280-46033		12/17/2010 16:14	1	TAL DEN	TLP
A:300.0	280-10950-B-4		280-46034		12/17/2010 16:14	1	TAL DEN	TLP
A:350.1	280-10950-C-4		280-46470		12/21/2010 15:52	1	TAL DEN	LES
A:SM 2120B	280-10950-B-4		280-45928		12/17/2010 10:51	1	TAL DEN	JMT
A:SM 2320B	280-10950-B-4		280-46311		12/20/2010 12:51	1	TAL DEN	JAD
A:SM 2540C	280-10950-B-4		280-46557		12/22/2010 09:23	1	TAL DEN	BJD
A:Field Sampling	280-10950-A-4		280-47114		12/16/2010 13:26	1	TAL DEN	FS

Lab ID: **280-10950-5** **Client ID:** **MW-5B**

Sample Date/Time: 12/16/2010 12:57 Received Date/Time: 12/17/2010 09:30

Method	Bottle ID	Run	Analysis Batch	Prep Batch	Date Prepared / Analyzed	Dil	Lab	Analyst
P:5030B	280-10950-H-5		280-47022		12/24/2010 03:46	1	TAL DEN	JLR
A:8260B	280-10950-H-5		280-47022		12/24/2010 03:46	1	TAL DEN	JLR
P:504.1	280-10950-G-5-A		280-47580	280-47084	12/28/2010 18:26	1	TAL DEN	MPS
A:504.1	280-10950-G-5-A		280-47580	280-47084	12/29/2010 14:35	1	TAL DEN	MPS
P:3005A	280-10950-D-5-C		280-46758	280-45915	12/21/2010 14:00	1	TAL DEN	DAT
A:6010B	280-10950-D-5-C		280-46758	280-45915	12/22/2010 14:42	1	TAL DEN	HEB
P:3005A	280-10950-D-5-B		280-46774	280-45914	12/20/2010 09:00	1	TAL DEN	JM
A:6020	280-10950-D-5-B		280-46774	280-45914	12/23/2010 05:19	1	TAL DEN	TEL
P:7470A	280-10950-D-5-A		280-46417	280-45902	12/20/2010 09:20	1	TAL DEN	KS
A:7470A	280-10950-D-5-A		280-46417	280-45902	12/20/2010 16:07	1	TAL DEN	KMN
A:300.0	280-10950-B-5		280-46033		12/17/2010 17:04	1	TAL DEN	TLP
A:300.0	280-10950-B-5		280-46034		12/17/2010 17:04	1	TAL DEN	TLP
A:350.1	280-10950-C-5		280-46470		12/21/2010 15:53	1	TAL DEN	LES
A:SM 2120B	280-10950-B-5		280-45928		12/17/2010 10:51	1	TAL DEN	JMT
A:SM 2320B	280-10950-B-5		280-46311		12/20/2010 12:59	1	TAL DEN	JAD
A:SM 2540C	280-10950-B-5		280-46557		12/22/2010 09:23	1	TAL DEN	BJD
A:Field Sampling	280-10950-A-5		280-47114		12/16/2010 12:57	1	TAL DEN	FS

Client: Waste Management

Job Number: 280-10950-1

Laboratory Chronicle

Lab ID: **280-10950-6** **Client ID:** **MW-4A**

Sample Date/Time: 12/16/2010 12:22 Received Date/Time: 12/17/2010 09:30

Method	Bottle ID	Run	Analysis Batch	Prep Batch	Date Prepared / Analyzed	Dil	Lab	Analyst
P:5030B	280-10950-I-6		280-47022		12/24/2010 04:07	1	TAL DEN	JLR
A:8260B	280-10950-I-6		280-47022		12/24/2010 04:07	1	TAL DEN	JLR
P:504.1	280-10950-F-6-A		280-47580	280-47084	12/28/2010 18:26	1	TAL DEN	MPS
A:504.1	280-10950-F-6-A		280-47580	280-47084	12/29/2010 14:57	1	TAL DEN	MPS
P:3005A	280-10950-D-6-C		280-46758	280-45915	12/21/2010 14:00	1	TAL DEN	DAT
A:6010B	280-10950-D-6-C		280-46758	280-45915	12/22/2010 14:44	1	TAL DEN	HEB
P:3005A	280-10950-D-6-B		280-46774	280-45914	12/20/2010 09:00	1	TAL DEN	JM
A:6020	280-10950-D-6-B		280-46774	280-45914	12/23/2010 05:22	1	TAL DEN	TEL
P:7470A	280-10950-D-6-A		280-46417	280-45902	12/20/2010 09:20	1	TAL DEN	KS
A:7470A	280-10950-D-6-A		280-46417	280-45902	12/20/2010 16:09	1	TAL DEN	KMN
A:300.0	280-10950-B-6		280-46033		12/17/2010 17:21	1	TAL DEN	TLP
A:300.0	280-10950-B-6		280-46034		12/17/2010 17:21	1	TAL DEN	TLP
A:350.1	280-10950-C-6		280-46470		12/21/2010 15:55	1	TAL DEN	LES
A:SM 2120B	280-10950-B-6		280-45928		12/17/2010 10:51	1	TAL DEN	JMT
A:SM 2320B	280-10950-B-6		280-46311		12/20/2010 13:07	1	TAL DEN	JAD
A:SM 2540C	280-10950-B-6		280-46557		12/22/2010 09:23	1	TAL DEN	BJD
A:Field Sampling	280-10950-A-6		280-47114		12/16/2010 12:22	1	TAL DEN	FS

Lab ID: **280-10950-6 DU** **Client ID:** **MW-4A**

Sample Date/Time: 12/16/2010 12:22 Received Date/Time: 12/17/2010 09:30

Method	Bottle ID	Run	Analysis Batch	Prep Batch	Date Prepared / Analyzed	Dil	Lab	Analyst
A:SM 2540C	280-10950-B-6 DU		280-46557		12/22/2010 09:23	1	TAL DEN	BJD

Client: Waste Management

Job Number: 280-10950-1

Laboratory Chronicle

Lab ID: **280-10950-7** **Client ID:** **MW-4B**

Sample Date/Time: 12/16/2010 11:52 Received Date/Time: 12/17/2010 09:30

Method	Bottle ID	Run	Analysis Batch	Prep Batch	Date Prepared / Analyzed	Dil	Lab	Analyst
P:5030B	280-10950-H-7		280-47022		12/24/2010 04:28	1	TAL DEN	JLR
A:8260B	280-10950-H-7		280-47022		12/24/2010 04:28	1	TAL DEN	JLR
P:504.1	280-10950-F-7-A		280-47580	280-47084	12/28/2010 18:26	1	TAL DEN	MPS
A:504.1	280-10950-F-7-A		280-47580	280-47084	12/29/2010 15:17	1	TAL DEN	MPS
P:3005A	280-10950-D-7-C		280-46758	280-45915	12/21/2010 14:00	1	TAL DEN	DAT
A:6010B	280-10950-D-7-C		280-46758	280-45915	12/22/2010 14:46	1	TAL DEN	HEB
P:3005A	280-10950-D-7-B		280-46774	280-45914	12/20/2010 09:00	1	TAL DEN	JM
A:6020	280-10950-D-7-B		280-46774	280-45914	12/23/2010 05:25	1	TAL DEN	TEL
P:7470A	280-10950-D-7-A		280-46417	280-45902	12/20/2010 09:20	1	TAL DEN	KS
A:7470A	280-10950-D-7-A		280-46417	280-45902	12/20/2010 16:11	1	TAL DEN	KMN
A:300.0	280-10950-B-7		280-46033		12/17/2010 17:38	1	TAL DEN	TLP
A:300.0	280-10950-B-7		280-46034		12/17/2010 17:38	1	TAL DEN	TLP
A:350.1	280-10950-C-7		280-46470		12/21/2010 15:56	1	TAL DEN	LES
A:SM 2120B	280-10950-B-7		280-45928		12/17/2010 10:51	1	TAL DEN	JMT
A:SM 2320B	280-10950-B-7		280-46311		12/20/2010 13:14	1	TAL DEN	JAD
A:SM 2540C	280-10950-B-7		280-46557		12/22/2010 09:23	1	TAL DEN	BJD
A:Field Sampling	280-10950-A-7		280-47114		12/16/2010 11:52	1	TAL DEN	FS

Lab ID: **280-10950-8** **Client ID:** **MW-2AR**

Sample Date/Time: 12/16/2010 15:03 Received Date/Time: 12/17/2010 09:30

Method	Bottle ID	Run	Analysis Batch	Prep Batch	Date Prepared / Analyzed	Dil	Lab	Analyst
P:5030B	280-10950-I-8		280-47022		12/24/2010 04:49	1	TAL DEN	JLR
A:8260B	280-10950-I-8		280-47022		12/24/2010 04:49	1	TAL DEN	JLR
P:504.1	280-10950-E-8-A		280-47580	280-47084	12/28/2010 18:26	1	TAL DEN	MPS
A:504.1	280-10950-E-8-A		280-47580	280-47084	12/29/2010 15:37	1	TAL DEN	MPS
P:3005A	280-10950-D-8-C		280-46758	280-45915	12/21/2010 14:00	1	TAL DEN	DAT
A:6010B	280-10950-D-8-C		280-46758	280-45915	12/22/2010 14:49	1	TAL DEN	HEB
P:3005A	280-10950-D-8-B		280-46774	280-45914	12/20/2010 09:00	1	TAL DEN	JM
A:6020	280-10950-D-8-B		280-46774	280-45914	12/23/2010 05:33	1	TAL DEN	TEL
P:7470A	280-10950-D-8-A		280-46417	280-45902	12/20/2010 09:20	1	TAL DEN	KS
A:7470A	280-10950-D-8-A		280-46417	280-45902	12/20/2010 16:14	1	TAL DEN	KMN
A:300.0	280-10950-B-8		280-46033		12/17/2010 17:54	1	TAL DEN	TLP
A:300.0	280-10950-B-8		280-46034		12/17/2010 17:54	1	TAL DEN	TLP
A:350.1	280-10950-C-8		280-46470		12/21/2010 15:58	1	TAL DEN	LES
A:SM 2120B	280-10950-B-8		280-45928		12/17/2010 10:51	1	TAL DEN	JMT
A:SM 2320B	280-10950-B-8		280-46311		12/20/2010 13:20	1	TAL DEN	JAD
A:SM 2540C	280-10950-B-8		280-46557		12/22/2010 09:23	1	TAL DEN	BJD
A:Field Sampling	280-10950-A-8		280-47114		12/16/2010 15:03	1	TAL DEN	FS

Client: Waste Management

Job Number: 280-10950-1

Laboratory Chronicle

Lab ID: **280-10950-9** **Client ID:** **MW-FL3**

Sample Date/Time: 12/16/2010 14:32 Received Date/Time: 12/17/2010 09:30

Method	Bottle ID	Run	Analysis Batch	Prep Batch	Date Prepared / Analyzed	Dil	Lab	Analyst
P:5030B	280-10950-J-9		280-47022		12/24/2010 05:10	1	TAL DEN	JLR
A:8260B	280-10950-J-9		280-47022		12/24/2010 05:10	1	TAL DEN	JLR
P:504.1	280-10950-G-9-A		280-47580	280-47084	12/28/2010 18:26	1	TAL DEN	MPS
A:504.1	280-10950-G-9-A		280-47580	280-47084	12/29/2010 15:58	1	TAL DEN	MPS
P:3005A	280-10950-D-9-E		280-46758	280-45915	12/21/2010 14:00	1	TAL DEN	DAT
A:6010B	280-10950-D-9-E		280-46758	280-45915	12/22/2010 14:51	1	TAL DEN	HEB
P:3005A	280-10950-D-9-D		280-46774	280-45914	12/20/2010 09:00	1	TAL DEN	JM
A:6020	280-10950-D-9-D		280-46774	280-45914	12/23/2010 05:36	1	TAL DEN	TEL
P:7470A	280-10950-D-9-A		280-46417	280-45905	12/20/2010 09:20	1	TAL DEN	KS
A:7470A	280-10950-D-9-A		280-46417	280-45905	12/20/2010 16:25	1	TAL DEN	KMN
A:300.0	280-10950-B-9		280-46033		12/17/2010 18:11	1	TAL DEN	TLP
A:300.0	280-10950-B-9		280-46034		12/17/2010 18:11	1	TAL DEN	TLP
A:350.1	280-10950-C-9		280-46470		12/21/2010 16:16	1	TAL DEN	LES
A:SM 2120B	280-10950-B-9		280-45928		12/17/2010 10:51	1	TAL DEN	JMT
A:SM 2320B	280-10950-B-9		280-46311		12/20/2010 13:27	1	TAL DEN	JAD
A:SM 2540C	280-10950-B-9		280-46557		12/22/2010 09:23	1	TAL DEN	BJD
A:Field Sampling	280-10950-A-9		280-47114		12/16/2010 14:32	1	TAL DEN	FS

Lab ID: **280-10950-9 MS** **Client ID:** **MW-FL3**

Sample Date/Time: 12/16/2010 14:32 Received Date/Time: 12/17/2010 09:30

Method	Bottle ID	Run	Analysis Batch	Prep Batch	Date Prepared / Analyzed	Dil	Lab	Analyst
P:7470A	280-10950-D-9-B MS		280-46417	280-45905	12/20/2010 09:20	1	TAL DEN	KS
A:7470A	280-10950-D-9-B MS		280-46417	280-45905	12/20/2010 16:28	1	TAL DEN	KMN

Lab ID: **280-10950-9 MSD** **Client ID:** **MW-FL3**

Sample Date/Time: 12/16/2010 14:32 Received Date/Time: 12/17/2010 09:30

Method	Bottle ID	Run	Analysis Batch	Prep Batch	Date Prepared / Analyzed	Dil	Lab	Analyst
P:7470A	280-10950-D-9-C MSD		280-46417	280-45905	12/20/2010 09:20	1	TAL DEN	KS
A:7470A	280-10950-D-9-C MSD		280-46417	280-45905	12/20/2010 16:30	1	TAL DEN	KMN

Client: Waste Management

Job Number: 280-10950-1

Laboratory Chronicle

Lab ID: **280-10950-10** **Client ID:** **MW-7B**

Sample Date/Time: 12/16/2010 13:51 Received Date/Time: 12/17/2010 09:30

Method	Bottle ID	Run	Analysis Batch	Prep Batch	Date Prepared / Analyzed	Dil	Lab	Analyst
P:5030B	280-10950-H-10		280-47022		12/24/2010 05:32	1	TAL DEN	JLR
A:8260B	280-10950-H-10		280-47022		12/24/2010 05:32	1	TAL DEN	JLR
P:504.1	280-10950-G-10-A		280-47580	280-47084	12/28/2010 18:26	1	TAL DEN	MPS
A:504.1	280-10950-G-10-A		280-47580	280-47084	12/29/2010 16:19	1	TAL DEN	MPS
P:3005A	280-10950-D-10-C		280-46758	280-45915	12/21/2010 14:00	1	TAL DEN	DAT
A:6010B	280-10950-D-10-C		280-46758	280-45915	12/22/2010 14:53	1	TAL DEN	HEB
P:3005A	280-10950-D-10-B		280-46774	280-45914	12/20/2010 09:00	1	TAL DEN	JM
A:6020	280-10950-D-10-B		280-46774	280-45914	12/23/2010 05:39	1	TAL DEN	TEL
P:7470A	280-10950-D-10-A		280-46417	280-45905	12/20/2010 09:20	1	TAL DEN	KS
A:7470A	280-10950-D-10-A		280-46417	280-45905	12/20/2010 16:32	1	TAL DEN	KMN
A:300.0	280-10950-B-10		280-46033		12/17/2010 18:28	1	TAL DEN	TLP
A:300.0	280-10950-B-10		280-46034		12/17/2010 18:28	1	TAL DEN	TLP
A:350.1	280-10950-C-10		280-46470		12/21/2010 16:43	1	TAL DEN	LES
A:SM 2120B	280-10950-B-10		280-45928		12/17/2010 10:51	1	TAL DEN	JMT
A:SM 2320B	280-10950-B-10		280-46311		12/20/2010 13:52	1	TAL DEN	JAD
A:SM 2540C	280-10950-B-10		280-46557		12/22/2010 09:23	1	TAL DEN	BJD
A:Field Sampling	280-10950-A-10		280-47114		12/16/2010 13:51	1	TAL DEN	FS

Lab ID: **280-10950-10 MS** **Client ID:** **MW-7B**

Sample Date/Time: 12/16/2010 13:51 Received Date/Time: 12/17/2010 09:30

Method	Bottle ID	Run	Analysis Batch	Prep Batch	Date Prepared / Analyzed	Dil	Lab	Analyst
A:350.1	280-10950-C-10 MS		280-46470		12/21/2010 16:44	1	TAL DEN	LES

Lab ID: **280-10950-10 MSD** **Client ID:** **MW-7B**

Sample Date/Time: 12/16/2010 13:51 Received Date/Time: 12/17/2010 09:30

Method	Bottle ID	Run	Analysis Batch	Prep Batch	Date Prepared / Analyzed	Dil	Lab	Analyst
A:350.1	280-10950-C-10 MSD		280-46470		12/21/2010 16:46	1	TAL DEN	LES

Client: Waste Management

Job Number: 280-10950-1

Laboratory Chronicle

Lab ID: **280-10950-11** **Client ID:** **MW-7A**

Sample Date/Time: 12/16/2010 13:23 Received Date/Time: 12/17/2010 09:30

Method	Bottle ID	Run	Analysis Batch	Prep Batch	Date Prepared / Analyzed	Dil	Lab	Analyst
P:5030B	280-10950-I-11		280-47022		12/24/2010 05:53	1	TAL DEN	JLR
A:8260B	280-10950-I-11		280-47022		12/24/2010 05:53	1	TAL DEN	JLR
P:504.1	280-10950-G-11-A		280-47580	280-47084	12/28/2010 18:26	1	TAL DEN	MPS
A:504.1	280-10950-G-11-A		280-47580	280-47084	12/29/2010 17:00	1	TAL DEN	MPS
P:3005A	280-10950-D-11-C		280-46758	280-45915	12/21/2010 14:00	1	TAL DEN	DAT
A:6010B	280-10950-D-11-C		280-46758	280-45915	12/22/2010 14:56	1	TAL DEN	HEB
P:3005A	280-10950-D-11-B		280-46774	280-45914	12/20/2010 09:00	1	TAL DEN	JM
A:6020	280-10950-D-11-B		280-46774	280-45914	12/23/2010 05:42	1	TAL DEN	TEL
P:7470A	280-10950-D-11-A		280-46417	280-45905	12/20/2010 09:20	1	TAL DEN	KS
A:7470A	280-10950-D-11-A		280-46417	280-45905	12/20/2010 16:34	1	TAL DEN	KMN
A:300.0	280-10950-B-11		280-46034		12/17/2010 20:59	1	TAL DEN	TLP
A:300.0	280-10950-B-11		280-46033		12/18/2010 09:42	5	TAL DEN	TLP
A:350.1	280-10950-C-11		280-46470		12/21/2010 16:47	1	TAL DEN	LES
A:SM 2120B	280-10950-B-11		280-45928		12/17/2010 10:51	1	TAL DEN	JMT
A:SM 2320B	280-10950-B-11		280-46311		12/20/2010 13:59	1	TAL DEN	JAD
A:SM 2540C	280-10950-B-11		280-46557		12/22/2010 09:23	1	TAL DEN	BJD
A:Field Sampling	280-10950-A-11		280-47114		12/16/2010 13:23	1	TAL DEN	FS

Lab ID: **280-10950-12** **Client ID:** **MW-3B**

Sample Date/Time: 12/16/2010 12:23 Received Date/Time: 12/17/2010 09:30

Method	Bottle ID	Run	Analysis Batch	Prep Batch	Date Prepared / Analyzed	Dil	Lab	Analyst
P:5030B	280-10950-J-12		280-47022		12/24/2010 06:14	1	TAL DEN	JLR
A:8260B	280-10950-J-12		280-47022		12/24/2010 06:14	1	TAL DEN	JLR
P:504.1	280-10950-G-12-A		280-47580	280-47084	12/28/2010 18:26	1	TAL DEN	MPS
A:504.1	280-10950-G-12-A		280-47580	280-47084	12/29/2010 17:21	1	TAL DEN	MPS
P:3005A	280-10950-D-12-C		280-46758	280-45915	12/21/2010 14:00	1	TAL DEN	DAT
A:6010B	280-10950-D-12-C		280-46758	280-45915	12/22/2010 14:58	1	TAL DEN	HEB
P:3005A	280-10950-D-12-B		280-46774	280-45914	12/20/2010 09:00	1	TAL DEN	JM
A:6020	280-10950-D-12-B		280-46774	280-45914	12/23/2010 05:45	1	TAL DEN	TEL
P:7470A	280-10950-D-12-A		280-46417	280-45905	12/20/2010 09:20	1	TAL DEN	KS
A:7470A	280-10950-D-12-A		280-46417	280-45905	12/20/2010 16:37	1	TAL DEN	KMN
A:300.0	280-10950-B-12		280-46033		12/17/2010 19:02	1	TAL DEN	TLP
A:300.0	280-10950-B-12		280-46034		12/17/2010 19:02	1	TAL DEN	TLP
A:350.1	280-10950-C-12		280-46470		12/21/2010 16:49	1	TAL DEN	LES
A:SM 2120B	280-10950-B-12		280-45928		12/17/2010 10:51	1	TAL DEN	JMT
A:SM 2320B	280-10950-B-12		280-46311		12/20/2010 14:07	1	TAL DEN	JAD
A:SM 2540C	280-10950-B-12		280-46557		12/22/2010 09:23	1	TAL DEN	BJD
A:Field Sampling	280-10950-A-12		280-47114		12/16/2010 12:23	1	TAL DEN	FS

Client: Waste Management

Job Number: 280-10950-1

Laboratory Chronicle

Lab ID: **280-10950-13** **Client ID:** **MW-3A**

Sample Date/Time: 12/16/2010 11:48 Received Date/Time: 12/17/2010 09:30

Method	Bottle ID	Run	Analysis Batch	Prep Batch	Date Prepared / Analyzed	Dil	Lab	Analyst
P:5030B	280-10950-I-13		280-47022		12/24/2010 06:36	1	TAL DEN	JLR
A:8260B	280-10950-I-13		280-47022		12/24/2010 06:36	1	TAL DEN	JLR
P:504.1	280-10950-G-13-A		280-47580	280-47084	12/28/2010 18:26	1	TAL DEN	MPS
A:504.1	280-10950-G-13-A		280-47580	280-47084	12/29/2010 17:41	1	TAL DEN	MPS
P:3005A	280-10950-D-13-C		280-46758	280-45915	12/21/2010 14:00	1	TAL DEN	DAT
A:6010B	280-10950-D-13-C		280-46758	280-45915	12/22/2010 15:10	1	TAL DEN	HEB
P:3005A	280-10950-D-13-B		280-46774	280-45914	12/20/2010 09:00	1	TAL DEN	JM
A:6020	280-10950-D-13-B		280-46774	280-45914	12/23/2010 05:48	1	TAL DEN	TEL
P:7470A	280-10950-D-13-A		280-46417	280-45905	12/20/2010 09:20	1	TAL DEN	KS
A:7470A	280-10950-D-13-A		280-46417	280-45905	12/20/2010 16:39	1	TAL DEN	KMN
A:300.0	280-10950-B-13		280-46033		12/17/2010 19:18	1	TAL DEN	TLP
A:300.0	280-10950-B-13		280-46034		12/17/2010 19:18	1	TAL DEN	TLP
A:350.1	280-10950-C-13		280-46470		12/21/2010 16:50	1	TAL DEN	LES
A:SM 2120B	280-10950-B-13		280-45928		12/17/2010 10:51	1	TAL DEN	JMT
A:SM 2320B	280-10950-B-13		280-46311		12/20/2010 14:15	1	TAL DEN	JAD
A:SM 2540C	280-10950-B-13		280-46557		12/22/2010 09:23	1	TAL DEN	BJD
A:Field Sampling	280-10950-A-13		280-47114		12/16/2010 11:48	1	TAL DEN	FS

Lab ID: **280-10950-14** **Client ID:** **MW-FL1**

Sample Date/Time: 12/16/2010 12:55 Received Date/Time: 12/17/2010 09:30

Method	Bottle ID	Run	Analysis Batch	Prep Batch	Date Prepared / Analyzed	Dil	Lab	Analyst
P:5030B	280-10950-H-14		280-47171		12/29/2010 02:17	1	TAL DEN	JLS
A:8260B	280-10950-H-14		280-47171		12/29/2010 02:17	1	TAL DEN	JLS
P:504.1	280-10950-E-14-A		280-47580	280-47084	12/28/2010 18:26	1	TAL DEN	MPS
A:504.1	280-10950-E-14-A		280-47580	280-47084	12/29/2010 18:01	1	TAL DEN	MPS
P:3005A	280-10950-D-14-C		280-46758	280-45915	12/21/2010 14:00	1	TAL DEN	DAT
A:6010B	280-10950-D-14-C		280-46758	280-45915	12/22/2010 15:12	1	TAL DEN	HEB
P:3005A	280-10950-D-14-B		280-46774	280-45914	12/20/2010 09:00	1	TAL DEN	JM
A:6020	280-10950-D-14-B		280-46774	280-45914	12/23/2010 05:50	1	TAL DEN	TEL
P:7470A	280-10950-D-14-A		280-46417	280-45905	12/20/2010 09:20	1	TAL DEN	KS
A:7470A	280-10950-D-14-A		280-46417	280-45905	12/20/2010 16:41	1	TAL DEN	KMN
A:300.0	280-10950-B-14		280-46033		12/17/2010 19:35	1	TAL DEN	TLP
A:300.0	280-10950-B-14		280-46034		12/17/2010 19:35	1	TAL DEN	TLP
A:350.1	280-10950-C-14		280-46470		12/21/2010 16:52	1	TAL DEN	LES
A:SM 2120B	280-10950-B-14		280-45928		12/17/2010 10:51	1	TAL DEN	JMT
A:SM 2320B	280-10950-B-14		280-46311		12/20/2010 14:23	1	TAL DEN	JAD
A:SM 2540C	280-10950-B-14		280-46557		12/22/2010 09:23	1	TAL DEN	BJD
A:Field Sampling	280-10950-A-14		280-47114		12/16/2010 12:55	1	TAL DEN	FS

Client: Waste Management

Job Number: 280-10950-1

Laboratory Chronicle

Lab ID: **280-10950-15** **Client ID:** **TRIP BLANK**

Sample Date/Time: 12/16/2010 00:00 Received Date/Time: 12/17/2010 09:30

Method	Bottle ID	Run	Analysis Batch	Prep Batch	Date Prepared / Analyzed	Dil	Lab	Analyst
P:5030B	280-10950-A-15		280-46994		12/24/2010 01:45	1	TAL DEN	JLR
A:8260B	280-10950-A-15		280-46994		12/24/2010 01:45	1	TAL DEN	JLR

Lab ID: **280-11010-1** **Client ID:** **L-1**

Sample Date/Time: 12/17/2010 10:00 Received Date/Time: 12/18/2010 12:00

Method	Bottle ID	Run	Analysis Batch	Prep Batch	Date Prepared / Analyzed	Dil	Lab	Analyst
P:5030B	280-11010-N-1		280-47295		12/29/2010 11:16	1	TAL DEN	HZ
A:8260B	280-11010-N-1		280-47295		12/29/2010 11:16	1	TAL DEN	HZ
P:3520C	280-11010-B-1-A		280-47395	280-46181	12/20/2010 16:45	10	TAL DEN	AMB
A:8270C	280-11010-B-1-A		280-47395	280-46181	12/29/2010 22:59	10	TAL DEN	SAT
P:504.1	280-11010-R-1-A		280-47591	280-47273	12/29/2010 16:40	1	TAL DEN	MPS
A:504.1	280-11010-R-1-A		280-47591	280-47273	12/30/2010 14:05	1	TAL DEN	MPS
P:3510C	280-11010-F-1-A		280-47181	280-46067	12/20/2010 09:00	1	TAL DEN	LC
A:8081A	280-11010-F-1-A		280-47181	280-46067	12/23/2010 05:05	1	TAL DEN	BER
P:3510C	280-11010-F-1-A		280-47434	280-46067	12/20/2010 09:00	1	TAL DEN	LC
A:8082	280-11010-F-1-A		280-47434	280-46067	12/30/2010 13:21	1	TAL DEN	AMP
P:8151A	280-11010-D-1-A		280-47386	280-46363	12/21/2010 10:05	1	TAL DEN	kv
A:8151A	280-11010-D-1-A		280-47386	280-46363	12/30/2010 02:32	1	TAL DEN	DW
P:3005A	280-11010-K-1-A		280-47121	280-46059	12/28/2010 08:00	1	TAL DEN	KMN
A:6010B	280-11010-K-1-A		280-47121	280-46059	12/28/2010 17:12	1	TAL DEN	HEB
P:3005A	280-11010-K-1-B		280-46774	280-46060	12/22/2010 13:00	2	TAL DEN	DAT
A:6020	280-11010-K-1-B		280-46774	280-46060	12/23/2010 06:29	2	TAL DEN	TEL
P:7470A	280-11010-K-1-C		280-46417	280-46066	12/20/2010 09:20	1	TAL DEN	KS
A:7470A	280-11010-K-1-C		280-46417	280-46066	12/20/2010 19:00	1	TAL DEN	KMN
A:300.0	280-11010-H-1		280-46480		12/18/2010 15:07	1	TAL DEN	GEY
A:300.0	280-11010-H-1		280-46481		12/18/2010 19:35	10	TAL DEN	GEY
A:350.1	280-11010-I-1		280-46688		12/22/2010 16:08	4	TAL DEN	LES
A:410.4	280-11010-I-1		280-47082		12/28/2010 18:03	2	TAL DEN	MRD
P:9012A	280-11010-L-1-A		280-46629	280-46536	12/22/2010 08:32	1	TAL DEN	LMK
A:9012A	280-11010-L-1-A		280-46629	280-46536	12/22/2010 13:19	1	TAL DEN	JAD
P:9030B	280-11010-M-1-A		280-46851	280-46798	12/23/2010 11:54	1	TAL DEN	PMP
A:9034	280-11010-M-1-A		280-46851	280-46798	12/23/2010 14:21	1	TAL DEN	PMP
A:SM 2320B	280-11010-H-1		280-46492		12/21/2010 15:06	1	TAL DEN	JAD
A:SM 2540C	280-11010-H-1		280-46746		12/23/2010 07:50	1	TAL DEN	BJD
A:SM5210B	280-11010-G-1		280-45997		12/18/2010 14:00	5	TAL DEN	JMT
A:Field Sampling	280-11010-A-1		280-47114		12/16/2010 10:00	1	TAL DEN	FS

Client: Waste Management

Job Number: 280-10950-1

Laboratory Chronicle

Lab ID: **280-11010-1 MS** **Client ID:** **L-1**

Sample Date/Time: 12/17/2010 10:00 Received Date/Time: 12/18/2010 12:00

Method	Bottle ID	Run	Analysis Batch	Prep Batch	Date Prepared / Analyzed	Dil	Lab	Analyst
A:300.0	280-11010-H-1 MS		280-46480		12/18/2010 15:40	1	TAL DEN	GEY
A:300.0	280-11010-H-1 MS		280-46481		12/18/2010 20:09	10	TAL DEN	GEY
P:9012A	280-11010-L-1-B MS		280-46629	280-46536	12/22/2010 08:32	1	TAL DEN	LMK
A:9012A	280-11010-L-1-B MS		280-46629	280-46536	12/22/2010 13:20	1	TAL DEN	JAD

Lab ID: **280-11010-1 MSD** **Client ID:** **L-1**

Sample Date/Time: 12/17/2010 10:00 Received Date/Time: 12/18/2010 12:00

Method	Bottle ID	Run	Analysis Batch	Prep Batch	Date Prepared / Analyzed	Dil	Lab	Analyst
A:300.0	280-11010-H-1 MSD		280-46480		12/18/2010 15:57	1	TAL DEN	GEY
A:300.0	280-11010-H-1 MSD		280-46481		12/18/2010 20:26	10	TAL DEN	GEY
P:9012A	280-11010-L-1-C MSD		280-46629	280-46536	12/22/2010 08:32	1	TAL DEN	LMK
A:9012A	280-11010-L-1-C MSD		280-46629	280-46536	12/22/2010 13:29	1	TAL DEN	JAD

Lab ID: **280-11010-1 DU** **Client ID:** **L-1**

Sample Date/Time: 12/17/2010 10:00 Received Date/Time: 12/18/2010 12:00

Method	Bottle ID	Run	Analysis Batch	Prep Batch	Date Prepared / Analyzed	Dil	Lab	Analyst
A:300.0	280-11010-H-1 DU		280-46480		12/18/2010 15:23	1	TAL DEN	GEY
A:300.0	280-11010-H-1 DU		280-46481		12/18/2010 19:52	10	TAL DEN	GEY
A:SM5210B	280-11010-G-1 DU		280-45997		12/18/2010 14:00	5	TAL DEN	JMT

Lab ID: **280-11010-2** **Client ID:** **TRIP BLANK1**

Sample Date/Time: 12/17/2010 00:00 Received Date/Time: 12/18/2010 12:00

Method	Bottle ID	Run	Analysis Batch	Prep Batch	Date Prepared / Analyzed	Dil	Lab	Analyst
P:5030B	280-11010-A-2		280-47295		12/29/2010 11:36	1	TAL DEN	HZ
A:8260B	280-11010-A-2		280-47295		12/29/2010 11:36	1	TAL DEN	HZ

Client: Waste Management

Job Number: 280-10950-1

Laboratory Chronicle

Lab ID: **280-11013-1** **Client ID:** **MW-8R**

Sample Date/Time: 12/17/2010 07:30 Received Date/Time: 12/18/2010 14:09

Method	Bottle ID	Run	Analysis Batch	Prep Batch	Date Prepared / Analyzed	Dil	Lab	Analyst
P:5030B	280-11013-E-1		280-47283		12/28/2010 22:11	1	TAL DEN	DPI
A:8260B	280-11013-E-1		280-47283		12/28/2010 22:11	1	TAL DEN	DPI
P:504.1	280-11013-I-1-A		280-47591	280-47273	12/29/2010 16:40	1	TAL DEN	MPS
A:504.1	280-11013-I-1-A		280-47591	280-47273	12/30/2010 11:40	1	TAL DEN	MPS
P:3005A	280-11013-D-1-D		280-46733	280-46316	12/22/2010 09:00	1	TAL DEN	JM
A:6010B	280-11013-D-1-D		280-46733	280-46316	12/22/2010 16:29	1	TAL DEN	JKH
P:3005A	280-11013-D-1-A		280-47121	280-46059	12/28/2010 08:00	1	TAL DEN	KMN
A:6010B	280-11013-D-1-A		280-47121	280-46059	12/28/2010 17:15	1	TAL DEN	HEB
P:3005A	280-11013-D-1-G		280-46917	280-46317	12/22/2010 13:00	1	TAL DEN	DAT
A:6020	280-11013-D-1-G		280-46917	280-46317	12/23/2010 23:11	1	TAL DEN	TEL
P:7470A	280-11013-D-1-H		280-46726	280-46450	12/22/2010 09:30	1	TAL DEN	KS
A:7470A	280-11013-D-1-H		280-46726	280-46450	12/22/2010 14:23	1	TAL DEN	KMN
A:300.0	280-11013-B-1		280-46480		12/18/2010 16:31	1	TAL DEN	GEY
A:300.0	280-11013-B-1		280-46481		12/18/2010 16:31	1	TAL DEN	GEY
A:350.1	280-11013-C-1		280-46688		12/22/2010 13:10	1	TAL DEN	LES
A:SM 2120B	280-11013-B-1		280-46078		12/18/2010 14:40	1	TAL DEN	JMT
A:SM 2320B	280-11013-B-1		280-46492		12/21/2010 16:30	1	TAL DEN	JAD
A:SM 2540C	280-11013-B-1		280-46749		12/23/2010 08:02	1	TAL DEN	BJD
A:Field Sampling	280-11013-A-1		280-47114		12/17/2010 07:30	1	TAL DEN	FS

Lab ID: **280-11013-1 MS** **Client ID:** **MW-8R**

Sample Date/Time: 12/17/2010 07:30 Received Date/Time: 12/18/2010 14:09

Method	Bottle ID	Run	Analysis Batch	Prep Batch	Date Prepared / Analyzed	Dil	Lab	Analyst
P:3005A	280-11013-D-1-E MS		280-46733	280-46316	12/22/2010 09:00	1	TAL DEN	JM
A:6010B	280-11013-D-1-E MS		280-46733	280-46316	12/22/2010 16:34	1	TAL DEN	JKH
P:3005A	280-11013-D-1-B MS		280-47121	280-46059	12/28/2010 08:00	1	TAL DEN	KMN
A:6010B	280-11013-D-1-B MS		280-47121	280-46059	12/28/2010 17:19	1	TAL DEN	HEB
A:300.0	280-11013-B-1 MS		280-46480		12/18/2010 17:04	1	TAL DEN	GEY
A:300.0	280-11013-B-1 MS		280-46481		12/18/2010 17:04	1	TAL DEN	GEY

Client: Waste Management

Job Number: 280-10950-1

Laboratory Chronicle

Lab ID: **280-11013-1 MSD** **Client ID:** **MW-8R**

Sample Date/Time: 12/17/2010 07:30 Received Date/Time: 12/18/2010 14:09

Method	Bottle ID	Run	Analysis Batch	Prep Batch	Date Prepared / Analyzed	Dil	Lab	Analyst
P:3005A	280-11013-D-1-F MSD		280-46733	280-46316	12/22/2010 09:00	1	TAL DEN	JM
A:6010B	280-11013-D-1-F MSD		280-46733	280-46316	12/22/2010 16:36	1	TAL DEN	JKH
P:3005A	280-11013-D-1-C MSD		280-47121	280-46059	12/28/2010 08:00	1	TAL DEN	KMN
A:6010B	280-11013-D-1-C MSD		280-47121	280-46059	12/28/2010 17:21	1	TAL DEN	HEB
A:300.0	280-11013-B-1 MSD		280-46480		12/18/2010 17:21	1	TAL DEN	GEY
A:300.0	280-11013-B-1 MSD		280-46481		12/18/2010 17:21	1	TAL DEN	GEY

Lab ID: **280-11013-1 DU** **Client ID:** **MW-8R**

Sample Date/Time: 12/17/2010 07:30 Received Date/Time: 12/18/2010 14:09

Method	Bottle ID	Run	Analysis Batch	Prep Batch	Date Prepared / Analyzed	Dil	Lab	Analyst
A:300.0	280-11013-B-1 DU		280-46480		12/18/2010 16:47	1	TAL DEN	GEY
A:300.0	280-11013-B-1 DU		280-46481		12/18/2010 16:47	1	TAL DEN	GEY
A:SM 2120B	280-11013-B-1 DU		280-46078		12/18/2010 14:40	1	TAL DEN	JMT
A:SM 2320B	280-11013-B-1 DU		280-46492		12/21/2010 16:38	1	TAL DEN	JAD

Lab ID: **280-11013-2** **Client ID:** **MW-FL2R**

Sample Date/Time: 12/17/2010 08:29 Received Date/Time: 12/18/2010 14:09

Method	Bottle ID	Run	Analysis Batch	Prep Batch	Date Prepared / Analyzed	Dil	Lab	Analyst
P:5030B	280-11013-F-2		280-47283		12/28/2010 22:33	1	TAL DEN	DPI
A:8260B	280-11013-F-2		280-47283		12/28/2010 22:33	1	TAL DEN	DPI
P:504.1	280-11013-J-2-A		280-47591	280-47273	12/29/2010 16:40	1	TAL DEN	MPS
A:504.1	280-11013-J-2-A		280-47591	280-47273	12/30/2010 12:01	1	TAL DEN	MPS
P:3005A	280-11013-D-2-B		280-46733	280-46316	12/22/2010 09:00	1	TAL DEN	JM
A:6010B	280-11013-D-2-B		280-46733	280-46316	12/22/2010 16:48	1	TAL DEN	JKH
P:3005A	280-11013-D-2-A		280-47121	280-46059	12/28/2010 08:00	1	TAL DEN	KMN
A:6010B	280-11013-D-2-A		280-47121	280-46059	12/28/2010 17:33	1	TAL DEN	HEB
P:3005A	280-11013-D-2-C		280-46917	280-46317	12/22/2010 13:00	1	TAL DEN	DAT
A:6020	280-11013-D-2-C		280-46917	280-46317	12/23/2010 23:14	1	TAL DEN	TEL
P:7470A	280-11013-D-2-F		280-46726	280-46450	12/22/2010 09:30	1	TAL DEN	KS
A:7470A	280-11013-D-2-F		280-46726	280-46450	12/22/2010 14:25	1	TAL DEN	KMN
A:300.0	280-11013-B-2		280-46480		12/18/2010 17:38	1	TAL DEN	GEY
A:300.0	280-11013-B-2		280-46481		12/18/2010 17:38	1	TAL DEN	GEY
A:350.1	280-11013-C-2		280-46688		12/22/2010 14:10	1	TAL DEN	LES
A:SM 2120B	280-11013-B-2		280-46078		12/18/2010 14:40	1	TAL DEN	JMT
A:SM 2320B	280-11013-B-2		280-46492		12/21/2010 16:48	1	TAL DEN	JAD
A:SM 2540C	280-11013-B-2		280-46749		12/23/2010 08:02	1	TAL DEN	BJD
A:Field Sampling	280-11013-A-2		280-47114		12/17/2010 08:29	1	TAL DEN	FS

Client: Waste Management

Job Number: 280-10950-1

Laboratory Chronicle

Lab ID: **280-11013-2 MS** **Client ID:** **MW-FL2R**

Sample Date/Time: 12/17/2010 08:29 Received Date/Time: 12/18/2010 14:09

Method	Bottle ID	Run	Analysis Batch	Prep Batch	Date Prepared / Analyzed	Dil	Lab	Analyst
P:3005A	280-11013-D-2-D MS		280-46917	280-46317	12/22/2010 13:00	1	TAL DEN	DAT
A:6020	280-11013-D-2-D MS		280-46917	280-46317	12/23/2010 23:22	1	TAL DEN	TEL
A:350.1	280-11013-C-2 MS		280-46688		12/22/2010 14:12	1	TAL DEN	LES

Lab ID: **280-11013-2 MSD** **Client ID:** **MW-FL2R**

Sample Date/Time: 12/17/2010 08:29 Received Date/Time: 12/18/2010 14:09

Method	Bottle ID	Run	Analysis Batch	Prep Batch	Date Prepared / Analyzed	Dil	Lab	Analyst
P:3005A	280-11013-D-2-E MSD		280-46917	280-46317	12/22/2010 13:00	1	TAL DEN	DAT
A:6020	280-11013-D-2-E MSD		280-46917	280-46317	12/23/2010 23:25	1	TAL DEN	TEL
A:350.1	280-11013-C-2 MSD		280-46688		12/22/2010 14:13	1	TAL DEN	LES

Lab ID: **280-11013-3** **Client ID:** **MW-6AR**

Sample Date/Time: 12/17/2010 09:07 Received Date/Time: 12/18/2010 14:09

Method	Bottle ID	Run	Analysis Batch	Prep Batch	Date Prepared / Analyzed	Dil	Lab	Analyst
P:5030B	280-11013-G-3		280-47283		12/28/2010 22:55	1	TAL DEN	DPI
A:8260B	280-11013-G-3		280-47283		12/28/2010 22:55	1	TAL DEN	DPI
P:504.1	280-11013-J-3-A		280-47591	280-47273	12/29/2010 16:40	1	TAL DEN	MPS
A:504.1	280-11013-J-3-A		280-47591	280-47273	12/30/2010 12:21	1	TAL DEN	MPS
P:3005A	280-11013-D-3-B		280-46733	280-46316	12/22/2010 09:00	1	TAL DEN	JM
A:6010B	280-11013-D-3-B		280-46733	280-46316	12/22/2010 16:51	1	TAL DEN	JKH
P:3005A	280-11013-D-3-A		280-47121	280-46059	12/28/2010 08:00	1	TAL DEN	KMN
A:6010B	280-11013-D-3-A		280-47121	280-46059	12/28/2010 17:35	1	TAL DEN	HEB
P:3005A	280-11013-D-3-C		280-46917	280-46317	12/22/2010 13:00	1	TAL DEN	DAT
A:6020	280-11013-D-3-C		280-46917	280-46317	12/23/2010 23:28	1	TAL DEN	TEL
P:7470A	280-11013-D-3-D		280-46726	280-46450	12/22/2010 09:30	1	TAL DEN	KS
A:7470A	280-11013-D-3-D		280-46726	280-46450	12/22/2010 14:27	1	TAL DEN	KMN
A:300.0	280-11013-A-3		280-46481		12/18/2010 18:28	1	TAL DEN	GEY
A:300.0	280-11013-A-3		280-46480		12/18/2010 22:57	5	TAL DEN	GEY
A:350.1	280-11013-C-3		280-46688		12/22/2010 14:24	1	TAL DEN	LES
A:SM 2120B	280-11013-A-3		280-46078		12/18/2010 14:40	1	TAL DEN	JMT
A:SM 2320B	280-11013-B-3		280-46492		12/21/2010 16:55	1	TAL DEN	JAD
A:SM 2540C	280-11013-B-3		280-46749		12/23/2010 08:02	1	TAL DEN	BJD
A:Field Sampling	280-11013-A-3		280-47114		12/17/2010 09:07	1	TAL DEN	FS

Client: Waste Management

Job Number: 280-10950-1

Laboratory Chronicle

Lab ID: **280-11013-4** **Client ID:** **MW-6BR**

Sample Date/Time: 12/17/2010 09:38 Received Date/Time: 12/18/2010 14:09

Method	Bottle ID	Run	Analysis Batch	Prep Batch	Date Prepared / Analyzed	Dil	Lab	Analyst
P:5030B	280-11013-F-4		280-47283		12/28/2010 23:16	1	TAL DEN	DPI
A:8260B	280-11013-F-4		280-47283		12/28/2010 23:16	1	TAL DEN	DPI
P:504.1	280-11013-H-4-A		280-47591	280-47273	12/29/2010 16:40	1	TAL DEN	MPS
A:504.1	280-11013-H-4-A		280-47591	280-47273	12/30/2010 12:42	1	TAL DEN	MPS
P:3005A	280-11013-D-4-B		280-46733	280-46316	12/22/2010 09:00	1	TAL DEN	JM
A:6010B	280-11013-D-4-B		280-46733	280-46316	12/22/2010 16:53	1	TAL DEN	JKH
P:3005A	280-11013-D-4-A		280-47121	280-46059	12/28/2010 08:00	1	TAL DEN	KMN
A:6010B	280-11013-D-4-A		280-47121	280-46059	12/28/2010 17:38	1	TAL DEN	HEB
P:3005A	280-11013-D-4-C		280-46917	280-46317	12/22/2010 13:00	1	TAL DEN	DAT
A:6020	280-11013-D-4-C		280-46917	280-46317	12/23/2010 23:36	1	TAL DEN	TEL
P:7470A	280-11013-D-4-D		280-46726	280-46450	12/22/2010 09:30	1	TAL DEN	KS
A:7470A	280-11013-D-4-D		280-46726	280-46450	12/22/2010 14:30	1	TAL DEN	KMN
A:300.0	280-11013-A-4		280-46480		12/18/2010 18:45	1	TAL DEN	GEY
A:300.0	280-11013-A-4		280-46481		12/18/2010 18:45	1	TAL DEN	GEY
A:350.1	280-11013-C-4		280-46688		12/22/2010 14:25	1	TAL DEN	LES
A:SM 2120B	280-11013-A-4		280-46078		12/18/2010 14:40	1	TAL DEN	JMT
A:SM 2320B	280-11013-B-4		280-46492		12/21/2010 17:04	1	TAL DEN	JAD
A:SM 2540C	280-11013-B-4		280-46749		12/23/2010 08:02	1	TAL DEN	BJD
A:Field Sampling	280-11013-A-4		280-47114		12/17/2010 09:38	1	TAL DEN	FS

Client: Waste Management

Job Number: 280-10950-1

Laboratory Chronicle

Lab ID: **280-11013-5** **Client ID:** **Field Blank**

Sample Date/Time: 12/17/2010 10:30 Received Date/Time: 12/18/2010 14:09

Method	Bottle ID	Run	Analysis Batch	Prep Batch	Date Prepared / Analyzed	Dil	Lab	Analyst
P:5030B	280-11013-G-5		280-47283		12/28/2010 23:38	1	TAL DEN	DPI
A:8260B	280-11013-G-5		280-47283		12/28/2010 23:38	1	TAL DEN	DPI
P:504.1	280-11013-J-5-A		280-47591	280-47273	12/29/2010 16:40	1	TAL DEN	MPS
A:504.1	280-11013-J-5-A		280-47591	280-47273	12/30/2010 13:03	1	TAL DEN	MPS
P:3005A	280-11013-D-5-B		280-46733	280-46316	12/22/2010 09:00	1	TAL DEN	JM
A:6010B	280-11013-D-5-B		280-46733	280-46316	12/22/2010 16:55	1	TAL DEN	JKH
P:3005A	280-11013-D-5-A		280-47121	280-46059	12/28/2010 08:00	1	TAL DEN	KMN
A:6010B	280-11013-D-5-A		280-47121	280-46059	12/28/2010 17:40	1	TAL DEN	HEB
P:3005A	280-11013-D-5-C		280-46917	280-46317	12/22/2010 13:00	1	TAL DEN	DAT
A:6020	280-11013-D-5-C		280-46917	280-46317	12/23/2010 23:39	1	TAL DEN	TEL
P:7470A	280-11013-D-5-D		280-46726	280-46450	12/22/2010 09:30	1	TAL DEN	KS
A:7470A	280-11013-D-5-D		280-46726	280-46450	12/22/2010 14:32	1	TAL DEN	KMN
A:300.0	280-11013-A-5		280-46480		12/18/2010 19:02	1	TAL DEN	GEY
A:300.0	280-11013-A-5		280-46481		12/18/2010 19:02	1	TAL DEN	GEY
A:350.1	280-11013-C-5		280-46688		12/22/2010 14:27	1	TAL DEN	LES
A:SM 2120B	280-11013-A-5		280-46078		12/18/2010 14:40	1	TAL DEN	JMT
A:SM 2320B	280-11013-B-5		280-46492		12/21/2010 17:11	1	TAL DEN	JAD
A:SM 2540C	280-11013-B-5		280-46749		12/23/2010 08:02	1	TAL DEN	BJD
A:Field Sampling	280-11013-A-5		280-47114		12/17/2010 10:30	1	TAL DEN	FS

Client: Waste Management

Job Number: 280-10950-1

Laboratory Chronicle

Lab ID: **280-11013-6** **Client ID:** **Equipment Blank**

Sample Date/Time: 12/17/2010 10:45 Received Date/Time: 12/18/2010 14:09

Method	Bottle ID	Run	Analysis Batch	Prep Batch	Date Prepared / Analyzed	Dil	Lab	Analyst
P:5030B	280-11013-G-6		280-47283		12/29/2010 00:00	1	TAL DEN	DPI
A:8260B	280-11013-G-6		280-47283		12/29/2010 00:00	1	TAL DEN	DPI
P:504.1	280-11013-J-6-A		280-47591	280-47273	12/29/2010 16:40	1	TAL DEN	MPS
A:504.1	280-11013-J-6-A		280-47591	280-47273	12/30/2010 13:23	1	TAL DEN	MPS
P:3005A	280-11013-D-6-B		280-46733	280-46316	12/22/2010 09:00	1	TAL DEN	JM
A:6010B	280-11013-D-6-B		280-46733	280-46316	12/22/2010 16:58	1	TAL DEN	JKH
P:3005A	280-11013-D-6-A		280-47121	280-46059	12/28/2010 08:00	1	TAL DEN	KMN
A:6010B	280-11013-D-6-A		280-47121	280-46059	12/28/2010 17:42	1	TAL DEN	HEB
P:3005A	280-11013-D-6-C		280-46917	280-46317	12/22/2010 13:00	1	TAL DEN	DAT
A:6020	280-11013-D-6-C		280-46917	280-46317	12/23/2010 23:41	1	TAL DEN	TEL
P:7470A	280-11013-D-6-D		280-46726	280-46450	12/22/2010 09:30	1	TAL DEN	KS
A:7470A	280-11013-D-6-D		280-46726	280-46450	12/22/2010 14:34	1	TAL DEN	KMN
A:300.0	280-11013-A-6		280-46480		12/18/2010 19:19	1	TAL DEN	GEY
A:300.0	280-11013-A-6		280-46481		12/18/2010 19:19	1	TAL DEN	GEY
A:350.1	280-11013-C-6		280-46688		12/22/2010 14:28	1	TAL DEN	LES
A:SM 2120B	280-11013-A-6		280-46078		12/18/2010 14:40	1	TAL DEN	JMT
A:SM 2320B	280-11013-B-6		280-46492		12/21/2010 17:19	1	TAL DEN	JAD
A:SM 2540C	280-11013-B-6		280-46749		12/23/2010 08:02	1	TAL DEN	BJD
A:Field Sampling	280-11013-A-6		280-47114		12/17/2010 10:45	1	TAL DEN	FS

Lab ID: **280-11013-7** **Client ID:** **TRIP BLANK2**

Sample Date/Time: 12/17/2010 00:00 Received Date/Time: 12/18/2010 14:09

Method	Bottle ID	Run	Analysis Batch	Prep Batch	Date Prepared / Analyzed	Dil	Lab	Analyst
P:5030B	280-11013-A-7		280-47283		12/29/2010 00:21	1	TAL DEN	DPI
A:8260B	280-11013-A-7		280-47283		12/29/2010 00:21	1	TAL DEN	DPI

Client: Waste Management

Job Number: 280-10950-1

Laboratory Chronicle

Lab ID: **MB** **Client ID:** **N/A**

Sample Date/Time: N/A Received Date/Time: N/A

Method	Bottle ID	Run	Analysis Batch	Prep Batch	Date Prepared / Analyzed	Dil	Lab	Analyst
P:5030B	MB 280-46994/4		280-46994		12/23/2010 18:58	1	TAL DEN	JLR
A:8260B	MB 280-46994/4		280-46994		12/23/2010 18:58	1	TAL DEN	JLR
P:5030B	MB 280-47022/8		280-47022		12/23/2010 23:52	1	TAL DEN	JLR
A:8260B	MB 280-47022/8		280-47022		12/23/2010 23:52	1	TAL DEN	JLR
P:5030B	MB 280-47283/6		280-47283		12/28/2010 18:56	1	TAL DEN	DPI
A:8260B	MB 280-47283/6		280-47283		12/28/2010 18:56	1	TAL DEN	DPI
P:5030B	MB 280-47171/6		280-47171		12/28/2010 19:07	1	TAL DEN	JLS
A:8260B	MB 280-47171/6		280-47171		12/28/2010 19:07	1	TAL DEN	JLS
P:5030B	MB 280-47295/4		280-47295		12/29/2010 09:57	1	TAL DEN	HZ
A:8260B	MB 280-47295/4		280-47295		12/29/2010 09:57	1	TAL DEN	HZ
P:3520C	MB 280-46181/1-A		280-47395	280-46181	12/20/2010 16:45	1	TAL DEN	AMB
A:8270C	MB 280-46181/1-A		280-47395	280-46181	12/29/2010 18:34	1	TAL DEN	SAT
P:504.1	MB 280-47084/4-A		280-47580	280-47084	12/28/2010 18:26	1	TAL DEN	MPS
A:504.1	MB 280-47084/4-A		280-47580	280-47084	12/29/2010 14:15	1	TAL DEN	MPS
P:504.1	MB 280-47269/4-A		280-47584	280-47269	12/29/2010 16:26	1	TAL DEN	MPS
A:504.1	MB 280-47269/4-A		280-47584	280-47269	12/30/2010 05:35	1	TAL DEN	MPS
P:504.1	MB 280-47273/4-A		280-47591	280-47273	12/29/2010 16:40	1	TAL DEN	MPS
A:504.1	MB 280-47273/4-A		280-47591	280-47273	12/30/2010 11:20	1	TAL DEN	MPS
P:3510C	MB 280-46067/1-A		280-47181	280-46067	12/20/2010 09:00	1	TAL DEN	LC
A:8081A	MB 280-46067/1-A		280-47181	280-46067	12/23/2010 01:47	1	TAL DEN	BER
P:3510C	MB 280-46067/1-A		280-47434	280-46067	12/20/2010 09:00	1	TAL DEN	LC
A:8082	MB 280-46067/1-A		280-47434	280-46067	12/30/2010 11:12	1	TAL DEN	AMP
P:8151A	MB 280-46363/1-A		280-47061	280-46363	12/21/2010 10:05	1	TAL DEN	kv
A:8151A	MB 280-46363/1-A		280-47061	280-46363	12/23/2010 21:35	1	TAL DEN	DW
P:3005A	MB 280-45915/1-A		280-46758	280-45915	12/21/2010 14:00	1	TAL DEN	DAT
A:6010B	MB 280-45915/1-A		280-46758	280-45915	12/22/2010 14:04	1	TAL DEN	HEB
P:3005A	MB 280-46316/1-A		280-46733	280-46316	12/22/2010 09:00	1	TAL DEN	JM
A:6010B	MB 280-46316/1-A		280-46733	280-46316	12/22/2010 16:22	1	TAL DEN	JKH
P:3005A	MB 280-46059/1-A		280-47121	280-46059	12/28/2010 08:00	1	TAL DEN	KMN
A:6010B	MB 280-46059/1-A		280-47121	280-46059	12/28/2010 17:08	1	TAL DEN	HEB
P:3005A	MB 280-45914/1-A		280-46774	280-45914	12/20/2010 09:00	1	TAL DEN	JM
A:6020	MB 280-45914/1-A		280-46774	280-45914	12/23/2010 04:35	1	TAL DEN	TEL
P:3005A	MB 280-46060/1-A		280-46774	280-46060	12/22/2010 13:00	1	TAL DEN	DAT
A:6020	MB 280-46060/1-A		280-46774	280-46060	12/23/2010 06:24	1	TAL DEN	TEL
P:3005A	MB 280-46317/1-A		280-46917	280-46317	12/22/2010 13:00	1	TAL DEN	DAT
A:6020	MB 280-46317/1-A		280-46917	280-46317	12/23/2010 23:02	1	TAL DEN	TEL
P:7470A	MB 280-45902/1-A		280-46417	280-45902	12/20/2010 09:20	1	TAL DEN	KS
A:7470A	MB 280-45902/1-A		280-46417	280-45902	12/20/2010 15:11	1	TAL DEN	KMN
P:7470A	MB 280-45905/1-A		280-46417	280-45905	12/20/2010 09:20	1	TAL DEN	KS
A:7470A	MB 280-45905/1-A		280-46417	280-45905	12/20/2010 16:16	1	TAL DEN	KMN
P:7470A	MB 280-46066/1-A		280-46417	280-46066	12/20/2010 09:20	1	TAL DEN	KS
A:7470A	MB 280-46066/1-A		280-46417	280-46066	12/20/2010 18:47	1	TAL DEN	KMN
P:7470A	MB 280-46450/1-A		280-46726	280-46450	12/22/2010 09:30	1	TAL DEN	KS
A:7470A	MB 280-46450/1-A		280-46726	280-46450	12/22/2010 14:00	1	TAL DEN	KMN

Client: Waste Management

Job Number: 280-10950-1

Laboratory Chronicle

Lab ID: **MB** **Client ID:** **N/A**

Sample Date/Time: N/A Received Date/Time: N/A

Method	Bottle ID	Run	Analysis Batch	Prep Batch	Date Prepared / Analyzed	Dil	Lab	Analyst
A:300.0	MB 280-46033/6		280-46033		12/17/2010 13:26	1	TAL DEN	TLP
A:300.0	MB 280-46034/6		280-46034		12/17/2010 13:26	1	TAL DEN	TLP
A:300.0	MB 280-46480/6		280-46480		12/18/2010 12:41	1	TAL DEN	GEY
A:300.0	MB 280-46481/6		280-46481		12/18/2010 12:41	1	TAL DEN	GEY
A:350.1	MB 280-46470/163		280-46470		12/21/2010 15:04	1	TAL DEN	LES
A:350.1	MB 280-46470/202		280-46470		12/21/2010 16:02	1	TAL DEN	LES
A:350.1	MB 280-46688/58		280-46688		12/22/2010 11:58	1	TAL DEN	LES
A:350.1	MB 280-46688/137		280-46688		12/22/2010 14:06	1	TAL DEN	LES
A:350.1	MB 280-46688/188		280-46688		12/22/2010 15:30	1	TAL DEN	LES
A:410.4	MB 280-47082/5		280-47082		12/28/2010 18:03	1	TAL DEN	MRD
P:9012A	MB 280-46536/5-A		280-46629	280-46536	12/22/2010 08:32	1	TAL DEN	LMK
A:9012A	MB 280-46536/5-A		280-46629	280-46536	12/22/2010 13:17	1	TAL DEN	JAD
P:9030B	MB 280-46798/11-A		280-46851	280-46798	12/23/2010 11:54	1	TAL DEN	PMP
A:9034	MB 280-46798/11-A		280-46851	280-46798	12/23/2010 14:21	1	TAL DEN	PMP
A:SM 2120B	MB 280-45928/1		280-45928		12/17/2010 10:51	1	TAL DEN	JMT
A:SM 2120B	MB 280-46078/1		280-46078		12/18/2010 14:40	1	TAL DEN	JMT
A:SM 2320B	MB 280-46311/6		280-46311		12/20/2010 12:13	1	TAL DEN	JAD
A:SM 2320B	MB 280-46492/6		280-46492		12/21/2010 12:26	1	TAL DEN	JAD
A:SM 2320B	MB 280-46492/33		280-46492		12/21/2010 16:23	1	TAL DEN	JAD
A:SM 2540C	MB 280-46557/1		280-46557		12/22/2010 09:23	1	TAL DEN	BJD
A:SM 2540C	MB 280-46746/1		280-46746		12/23/2010 07:50	1	TAL DEN	BJD
A:SM 2540C	MB 280-46749/1		280-46749		12/23/2010 08:02	1	TAL DEN	BJD
A:SM5210B	MB 280-45997/6		280-45997		12/18/2010 13:56	1	TAL DEN	JMT

Client: Waste Management

Job Number: 280-10950-1

Laboratory Chronicle

Lab ID: **LCS** **Client ID:** **N/A**

Sample Date/Time: N/A Received Date/Time: N/A

Method	Bottle ID	Run	Analysis Batch	Prep Batch	Date Prepared / Analyzed	Dil	Lab	Analyst
P:5030B	LCS 280-46994/29		280-46994		12/23/2010 19:18	1	TAL DEN	JLR
A:8260B	LCS 280-46994/29		280-46994		12/23/2010 19:18	1	TAL DEN	JLR
P:5030B	LCS 280-47022/4		280-47022		12/23/2010 20:40	1	TAL DEN	JLR
A:8260B	LCS 280-47022/4		280-47022		12/23/2010 20:40	1	TAL DEN	JLR
P:5030B	LCS 280-47283/5		280-47283		12/28/2010 18:13	1	TAL DEN	DPI
A:8260B	LCS 280-47283/5		280-47283		12/28/2010 18:13	1	TAL DEN	DPI
P:5030B	LCS 280-47171/5		280-47171		12/28/2010 18:45	1	TAL DEN	JLS
A:8260B	LCS 280-47171/5		280-47171		12/28/2010 18:45	1	TAL DEN	JLS
P:5030B	LCS 280-47295/9		280-47295		12/29/2010 11:56	1	TAL DEN	HZ
A:8260B	LCS 280-47295/9		280-47295		12/29/2010 11:56	1	TAL DEN	HZ
P:3520C	LCS 280-46181/2-A		280-47395	280-46181	12/20/2010 16:45	1	TAL DEN	AMB
A:8270C	LCS 280-46181/2-A		280-47395	280-46181	12/29/2010 18:54	1	TAL DEN	SAT
P:504.1	LCS 280-47084/1-A		280-47580	280-47084	12/28/2010 18:26	1	TAL DEN	MPS
A:504.1	LCS 280-47084/1-A		280-47580	280-47084	12/29/2010 13:13	1	TAL DEN	MPS
P:504.1	LCS 280-47269/1-A		280-47584	280-47269	12/29/2010 16:26	1	TAL DEN	MPS
A:504.1	LCS 280-47269/1-A		280-47584	280-47269	12/30/2010 04:34	1	TAL DEN	MPS
P:504.1	LCS 280-47273/1-A		280-47591	280-47273	12/29/2010 16:40	1	TAL DEN	MPS
A:504.1	LCS 280-47273/1-A		280-47591	280-47273	12/30/2010 10:18	1	TAL DEN	MPS
P:3510C	LCS 280-46067/2-A		280-47181	280-46067	12/20/2010 09:00	1	TAL DEN	LC
A:8081A	LCS 280-46067/2-A		280-47181	280-46067	12/22/2010 23:35	1	TAL DEN	BER
P:3510C	LCS 280-46067/4-A		280-47434	280-46067	12/20/2010 09:00	1	TAL DEN	LC
A:8082	LCS 280-46067/4-A		280-47434	280-46067	12/30/2010 11:34	1	TAL DEN	AMP
P:8151A	LCS 280-46363/2-A		280-47061	280-46363	12/21/2010 10:05	1	TAL DEN	kv
A:8151A	LCS 280-46363/2-A		280-47061	280-46363	12/23/2010 21:57	1	TAL DEN	DW
P:3005A	LCS 280-45915/2-A		280-46758	280-45915	12/21/2010 14:00	1	TAL DEN	DAT
A:6010B	LCS 280-45915/2-A		280-46758	280-45915	12/22/2010 14:06	1	TAL DEN	HEB
P:3005A	LCS 280-46316/2-A		280-46733	280-46316	12/22/2010 09:00	1	TAL DEN	JM
A:6010B	LCS 280-46316/2-A		280-46733	280-46316	12/22/2010 16:25	1	TAL DEN	JKH
P:3005A	LCS 280-46059/2-A		280-47121	280-46059	12/28/2010 08:00	1	TAL DEN	KMN
A:6010B	LCS 280-46059/2-A		280-47121	280-46059	12/28/2010 17:10	1	TAL DEN	HEB
P:3005A	LCS 280-45914/2-A		280-46774	280-45914	12/20/2010 09:00	1	TAL DEN	JM
A:6020	LCS 280-45914/2-A		280-46774	280-45914	12/23/2010 04:37	1	TAL DEN	TEL
P:3005A	LCS 280-46060/2-A		280-46774	280-46060	12/22/2010 13:00	1	TAL DEN	DAT
A:6020	LCS 280-46060/2-A		280-46774	280-46060	12/23/2010 06:26	1	TAL DEN	TEL
P:3005A	LCS 280-46317/2-A		280-46917	280-46317	12/22/2010 13:00	1	TAL DEN	DAT
A:6020	LCS 280-46317/2-A		280-46917	280-46317	12/23/2010 23:05	1	TAL DEN	TEL
P:7470A	LCS 280-45902/2-A		280-46417	280-45902	12/20/2010 09:20	1	TAL DEN	KS
A:7470A	LCS 280-45902/2-A		280-46417	280-45902	12/20/2010 15:14	1	TAL DEN	KMN
P:7470A	LCS 280-45905/2-A		280-46417	280-45905	12/20/2010 09:20	1	TAL DEN	KS
A:7470A	LCS 280-45905/2-A		280-46417	280-45905	12/20/2010 16:23	1	TAL DEN	KMN
P:7470A	LCS 280-46066/2-A		280-46417	280-46066	12/20/2010 09:20	1	TAL DEN	KS
A:7470A	LCS 280-46066/2-A		280-46417	280-46066	12/20/2010 18:49	1	TAL DEN	KMN
P:7470A	LCS 280-46450/2-A		280-46726	280-46450	12/22/2010 09:30	1	TAL DEN	KS
A:7470A	LCS 280-46450/2-A		280-46726	280-46450	12/22/2010 14:02	1	TAL DEN	KMN

Client: Waste Management

Job Number: 280-10950-1

Laboratory Chronicle

Lab ID: **LCS** **Client ID:** **N/A**

Sample Date/Time: N/A Received Date/Time: N/A

Method	Bottle ID	Run	Analysis Batch	Prep Batch	Date Prepared / Analyzed	Dil	Lab	Analyst
A:300.0	LCS 280-46033/4		280-46033		12/17/2010 12:52	1	TAL DEN	TLP
A:300.0	LCS 280-46034/4		280-46034		12/17/2010 12:52	1	TAL DEN	TLP
A:300.0	LCS 280-46480/4		280-46480		12/18/2010 12:07	1	TAL DEN	GEY
A:300.0	LCS 280-46481/4		280-46481		12/18/2010 12:07	1	TAL DEN	GEY
A:350.1	LCS 280-46470/164		280-46470		12/21/2010 15:05	1	TAL DEN	LES
A:350.1	LCS 280-46470/203		280-46470		12/21/2010 16:04	1	TAL DEN	LES
A:350.1	LCS 280-46688/59		280-46688		12/22/2010 11:59	1	TAL DEN	LES
A:350.1	LCS 280-46688/138		280-46688		12/22/2010 14:07	1	TAL DEN	LES
A:350.1	LCS 280-46688/189		280-46688		12/22/2010 15:31	1	TAL DEN	LES
A:410.4	LCS 280-47082/3		280-47082		12/28/2010 18:03	1	TAL DEN	MRD
P:9012A	LCS 280-46536/3-A		280-46629	280-46536	12/22/2010 08:32	1	TAL DEN	LMK
A:9012A	LCS 280-46536/3-A		280-46629	280-46536	12/22/2010 13:14	1	TAL DEN	JAD
P:9030B	LCS 280-46798/4-A		280-46851	280-46798	12/23/2010 11:54	1	TAL DEN	PMP
A:9034	LCS 280-46798/4-A		280-46851	280-46798	12/23/2010 14:21	1	TAL DEN	PMP
A:SM 2320B	LCS 280-46311/4		280-46311		12/20/2010 11:57	1	TAL DEN	JAD
A:SM 2320B	LCS 280-46492/4		280-46492		12/21/2010 12:09	1	TAL DEN	JAD
A:SM 2320B	LCS 280-46492/31		280-46492		12/21/2010 16:07	1	TAL DEN	JAD
A:SM 2540C	LCS 280-46557/2		280-46557		12/22/2010 09:23	1	TAL DEN	BJD
A:SM 2540C	LCS 280-46746/2		280-46746		12/23/2010 07:50	1	TAL DEN	BJD
A:SM 2540C	LCS 280-46749/2		280-46749		12/23/2010 08:02	1	TAL DEN	BJD
A:SM5210B	LCS 280-45997/3		280-45997		12/18/2010 13:56	1	TAL DEN	JMT

Client: Waste Management

Job Number: 280-10950-1

Laboratory Chronicle

Lab ID: **LCSD** **Client ID:** **N/A**

Sample Date/Time: N/A Received Date/Time: N/A

Method	Bottle ID	Run	Analysis Batch	Prep Batch	Date Prepared / Analyzed	Dil	Lab	Analyst
P:3520C	LCSD 280-46181/3-A		280-47395	280-46181	12/20/2010 16:45	1	TAL DEN	AMB
A:8270C	LCSD 280-46181/3-A		280-47395	280-46181	12/29/2010 19:14	1	TAL DEN	SAT
P:504.1	LCSD 280-47084/2-A		280-47580	280-47084	12/28/2010 18:26	1	TAL DEN	MPS
A:504.1	LCSD 280-47084/2-A		280-47580	280-47084	12/29/2010 13:34	1	TAL DEN	MPS
P:504.1	LCSD 280-47269/2-A		280-47584	280-47269	12/29/2010 16:26	1	TAL DEN	MPS
A:504.1	LCSD 280-47269/2-A		280-47584	280-47269	12/30/2010 04:54	1	TAL DEN	MPS
P:504.1	LCSD 280-47273/2-A		280-47591	280-47273	12/29/2010 16:40	1	TAL DEN	MPS
A:504.1	LCSD 280-47273/2-A		280-47591	280-47273	12/30/2010 10:39	1	TAL DEN	MPS
P:3510C	LCSD 280-46067/5-A		280-47434	280-46067	12/20/2010 09:00	1	TAL DEN	LC
A:8082	LCSD 280-46067/5-A		280-47434	280-46067	12/30/2010 11:55	1	TAL DEN	AMP
P:8151A	LCSD 280-46363/3-A		280-47061	280-46363	12/21/2010 10:05	1	TAL DEN	kv
A:8151A	LCSD 280-46363/3-A		280-47061	280-46363	12/23/2010 22:19	1	TAL DEN	DW
A:300.0	LCSD 280-46033/5		280-46033		12/17/2010 13:09	1	TAL DEN	TLP
A:300.0	LCSD 280-46034/5		280-46034		12/17/2010 13:09	1	TAL DEN	TLP
A:300.0	LCSD 280-46480/5		280-46480		12/18/2010 12:24	1	TAL DEN	GEY
A:300.0	LCSD 280-46481/5		280-46481		12/18/2010 12:24	1	TAL DEN	GEY
A:350.1	LCSD 280-46470/165		280-46470		12/21/2010 15:07	1	TAL DEN	LES
A:350.1	LCSD 280-46470/204		280-46470		12/21/2010 16:05	1	TAL DEN	LES
A:350.1	LCSD 280-46688/60		280-46688		12/22/2010 12:01	1	TAL DEN	LES
A:350.1	LCSD 280-46688/139		280-46688		12/22/2010 14:09	1	TAL DEN	LES
A:350.1	LCSD 280-46688/190		280-46688		12/22/2010 15:33	1	TAL DEN	LES
A:410.4	LCSD 280-47082/4		280-47082		12/28/2010 18:03	1	TAL DEN	MRD
P:9012A	LCSD 280-46536/4-A		280-46629	280-46536	12/22/2010 08:32	1	TAL DEN	LMK
A:9012A	LCSD 280-46536/4-A		280-46629	280-46536	12/22/2010 13:16	1	TAL DEN	JAD
P:9030B	LCSD 280-46798/5-A		280-46851	280-46798	12/23/2010 11:54	1	TAL DEN	PMP
A:9034	LCSD 280-46798/5-A		280-46851	280-46798	12/23/2010 14:21	1	TAL DEN	PMP
A:SM 2320B	LCSD 280-46311/5		280-46311		12/20/2010 12:06	1	TAL DEN	JAD
A:SM 2320B	LCSD 280-46492/5		280-46492		12/21/2010 12:18	1	TAL DEN	JAD
A:SM 2320B	LCSD 280-46492/32		280-46492		12/21/2010 16:17	1	TAL DEN	JAD
A:SM 2540C	LCSD 280-46557/3		280-46557		12/22/2010 09:23	1	TAL DEN	BJD
A:SM 2540C	LCSD 280-46746/3		280-46746		12/23/2010 07:50	1	TAL DEN	BJD
A:SM 2540C	LCSD 280-46749/3		280-46749		12/23/2010 08:02	1	TAL DEN	BJD
A:SM5210B	LCSD 280-45997/5		280-45997		12/18/2010 13:56	1	TAL DEN	JMT

Client: Waste Management

Job Number: 280-10950-1

Laboratory Chronicle

Lab ID: **LLCS** **Client ID:** **N/A**

Sample Date/Time: N/A Received Date/Time: N/A

Method	Bottle ID	Run	Analysis Batch	Prep Batch	Date Prepared / Analyzed	Dil	Lab	Analyst
P:504.1	LLCS 280-47084/3-A		280-47580	280-47084	12/28/2010 18:26	1	TAL DEN	MPS
A:504.1	LLCS 280-47084/3-A		280-47580	280-47084	12/29/2010 13:54	1	TAL DEN	MPS
P:504.1	LLCS 280-47269/3-A		280-47584	280-47269	12/29/2010 16:26	1	TAL DEN	MPS
A:504.1	LLCS 280-47269/3-A		280-47584	280-47269	12/30/2010 05:14	1	TAL DEN	MPS
P:504.1	LLCS 280-47273/3-A		280-47591	280-47273	12/29/2010 16:40	1	TAL DEN	MPS
A:504.1	LLCS 280-47273/3-A		280-47591	280-47273	12/30/2010 10:59	1	TAL DEN	MPS
P:9012A	LLCS 280-46536/2-A		280-46629	280-46536	12/22/2010 08:32	1	TAL DEN	LMK
A:9012A	LLCS 280-46536/2-A		280-46629	280-46536	12/22/2010 13:13	1	TAL DEN	JAD

Lab ID: **HLCS** **Client ID:** **N/A**

Sample Date/Time: N/A Received Date/Time: N/A

Method	Bottle ID	Run	Analysis Batch	Prep Batch	Date Prepared / Analyzed	Dil	Lab	Analyst
P:9012A	HLCS 280-46536/1-A		280-46629	280-46536	12/22/2010 08:32	2	TAL DEN	LMK
A:9012A	HLCS 280-46536/1-A		280-46629	280-46536	12/22/2010 13:11	2	TAL DEN	JAD

Lab ID: **MRL** **Client ID:** **N/A**

Sample Date/Time: N/A Received Date/Time: N/A

Method	Bottle ID	Run	Analysis Batch	Prep Batch	Date Prepared / Analyzed	Dil	Lab	Analyst
A:300.0	MRL 280-46033/3		280-46033		12/17/2010 12:35	1	TAL DEN	TLP
A:300.0	MRL 280-46034/3		280-46034		12/17/2010 12:35	1	TAL DEN	TLP
A:300.0	MRL 280-46480/3		280-46480		12/18/2010 11:51	1	TAL DEN	GEY
A:300.0	MRL 280-46481/3		280-46481		12/18/2010 11:51	1	TAL DEN	GEY

Client: Waste Management

Job Number: 280-10950-1

Laboratory Chronicle

Lab ID: **MS** **Client ID:** **N/A**

Sample Date/Time: 12/13/2010 14:30 Received Date/Time: 12/15/2010 09:00

Method	Bottle ID	Run	Analysis Batch	Prep Batch	Date Prepared / Analyzed	Dil	Lab	Analyst
P:5030B	280-10827-B-1 MS		280-46994		12/23/2010 20:40	1	TAL DEN	JLR
A:8260B	280-10827-B-1 MS		280-46994		12/23/2010 20:40	1	TAL DEN	JLR
P:5030B	280-10933-E-2 MS		280-47022		12/23/2010 22:26	1	TAL DEN	JLR
A:8260B	280-10933-E-2 MS		280-47022		12/23/2010 22:26	1	TAL DEN	JLR
P:5030B	280-11021-E-2 MS		280-47283		12/28/2010 20:03	1	TAL DEN	DPI
A:8260B	280-11021-E-2 MS		280-47283		12/28/2010 20:03	1	TAL DEN	DPI
P:5030B	280-10966-G-1 MS		280-47171		12/28/2010 22:08	1	TAL DEN	JLS
A:8260B	280-10966-G-1 MS		280-47171		12/28/2010 22:08	1	TAL DEN	JLS
P:5030B	280-11036-B-1 MS		280-47295		12/29/2010 10:36	1	TAL DEN	HZ
A:8260B	280-11036-B-1 MS		280-47295		12/29/2010 10:36	1	TAL DEN	HZ
P:3005A	280-10930-B-1-D MS		280-46774	280-45914	12/20/2010 09:00	1	TAL DEN	JM
A:6020	280-10930-B-1-D MS		280-46774	280-45914	12/23/2010 04:49	1	TAL DEN	TEL
P:3005A	280-11018-C-1-B MS		280-46774	280-46060	12/22/2010 13:00	1	TAL DEN	DAT
A:6020	280-11018-C-1-B MS		280-46774	280-46060	12/23/2010 06:46	1	TAL DEN	TEL
P:7470A	280-10908-G-1-B MS		280-46417	280-45902	12/20/2010 09:20	1	TAL DEN	KS
A:7470A	280-10908-G-1-B MS		280-46417	280-45902	12/20/2010 15:18	1	TAL DEN	KMN
P:7470A	280-11018-D-2-B MS		280-46417	280-46066	12/20/2010 09:20	1	TAL DEN	KS
A:7470A	280-11018-D-2-B MS		280-46417	280-46066	12/20/2010 19:10	1	TAL DEN	KMN
P:7470A	280-11003-A-15-C MS		280-46726	280-46450	12/22/2010 09:30	1	TAL DEN	KS
A:7470A	280-11003-A-15-C MS		280-46726	280-46450	12/22/2010 14:09	1	TAL DEN	KMN
A:300.0	280-10957-G-1 MS		280-46033		12/17/2010 14:16	1	TAL DEN	TLP
A:300.0	280-10957-G-1 MS		280-46034		12/17/2010 14:16	1	TAL DEN	TLP
A:350.1	280-11005-F-1 MS		280-46688		12/22/2010 12:40	1	TAL DEN	LES
A:350.1	280-11023-C-5 MS		280-46688		12/22/2010 15:45	1	TAL DEN	LES
A:410.4	280-10960-A-1 MS		280-47082		12/28/2010 18:03	1	TAL DEN	MRD

Client: Waste Management

Job Number: 280-10950-1

Laboratory Chronicle

Lab ID: **MSD** **Client ID:** **N/A**

Sample Date/Time: 12/13/2010 14:30 Received Date/Time: 12/15/2010 09:00

Method	Bottle ID	Run	Analysis Batch	Prep Batch	Date Prepared / Analyzed	Dil	Lab	Analyst
P:5030B	280-10827-B-1 MSD		280-46994		12/23/2010 21:00	1	TAL DEN	JLR
A:8260B	280-10827-B-1 MSD		280-46994		12/23/2010 21:00	1	TAL DEN	JLR
P:5030B	280-10933-E-2 MSD		280-47022		12/23/2010 22:48	1	TAL DEN	JLR
A:8260B	280-10933-E-2 MSD		280-47022		12/23/2010 22:48	1	TAL DEN	JLR
P:5030B	280-11021-E-2 MSD		280-47283		12/28/2010 20:24	1	TAL DEN	DPI
A:8260B	280-11021-E-2 MSD		280-47283		12/28/2010 20:24	1	TAL DEN	DPI
P:5030B	280-10966-G-1 MSD		280-47171		12/28/2010 22:31	1	TAL DEN	JLS
A:8260B	280-10966-G-1 MSD		280-47171		12/28/2010 22:31	1	TAL DEN	JLS
P:5030B	280-11036-B-1 MSD		280-47295		12/29/2010 12:16	1	TAL DEN	HZ
A:8260B	280-11036-B-1 MSD		280-47295		12/29/2010 12:16	1	TAL DEN	HZ
P:3005A	280-10930-B-1-E MSD		280-46774	280-45914	12/20/2010 09:00	1	TAL DEN	JM
A:6020	280-10930-B-1-E MSD		280-46774	280-45914	12/23/2010 04:51	1	TAL DEN	TEL
P:3005A	280-11018-C-1-C MSD		280-46774	280-46060	12/22/2010 13:00	1	TAL DEN	DAT
A:6020	280-11018-C-1-C MSD		280-46774	280-46060	12/23/2010 06:49	1	TAL DEN	TEL
P:7470A	280-10908-G-1-C MSD		280-46417	280-45902	12/20/2010 09:20	1	TAL DEN	KS
A:7470A	280-10908-G-1-C MSD		280-46417	280-45902	12/20/2010 15:21	1	TAL DEN	KMN
P:7470A	280-11018-D-2-C MSD		280-46417	280-46066	12/20/2010 09:20	1	TAL DEN	KS
A:7470A	280-11018-D-2-C MSD		280-46417	280-46066	12/20/2010 19:12	1	TAL DEN	KMN
P:7470A	280-11003-A-15-D MSD		280-46726	280-46450	12/22/2010 09:30	1	TAL DEN	KS
A:7470A	280-11003-A-15-D MSD		280-46726	280-46450	12/22/2010 14:11	1	TAL DEN	KMN
A:300.0	280-10957-G-1 MSD		280-46033		12/17/2010 14:33	1	TAL DEN	TLP
A:300.0	280-10957-G-1 MSD		280-46034		12/17/2010 14:33	1	TAL DEN	TLP
A:350.1	280-11005-F-1 MSD		280-46688		12/22/2010 12:42	1	TAL DEN	LES
A:350.1	280-11023-C-5 MSD		280-46688		12/22/2010 15:46	1	TAL DEN	LES
A:410.4	280-10960-A-1 MSD		280-47082		12/28/2010 18:03	1	TAL DEN	MRD

Lab ID: **DU** **Client ID:** **N/A**

Sample Date/Time: 12/16/2010 08:41 Received Date/Time: 12/17/2010 09:30

Method	Bottle ID	Run	Analysis Batch	Prep Batch	Date Prepared / Analyzed	Dil	Lab	Analyst
A:300.0	280-10957-G-1 DU		280-46033		12/17/2010 13:59	1	TAL DEN	TLP
A:300.0	280-10957-G-1 DU		280-46034		12/17/2010 13:59	1	TAL DEN	TLP
A:SM 2120B	280-10954-A-1 DU		280-45928		12/17/2010 10:51	2	TAL DEN	JMT
A:SM 2320B	280-11009-B-1 DU		280-46492		12/21/2010 12:51	1	TAL DEN	JAD
A:SM 2540C	280-11005-C-4 DU		280-46746		12/23/2010 07:50	1	TAL DEN	BJD
A:SM 2540C	280-11012-B-15 DU		280-46749		12/23/2010 08:02	1	TAL DEN	BJD

Client: Waste Management

Job Number: 280-10950-1

Laboratory Chronicle

Lab References:
TAL DEN = TestAmerica Denver

TestAmerica
THE LEADER IN ENVIRONMENTAL TESTING

TestAmerica Laboratories, Inc.

ANALYTICAL REPORT

WM Vista

Lot #: F0L180438

TestAmerica Denver

TestAmerica Denver
4955 Yarrow Street
Arvada, CO 80002

TESTAMERICA LABORATORIES, INC.

Kay Clay
Project Manager

December 30, 2010

Case Narrative
LOT NUMBER: F0L180438

This report contains the analytical results for the 14 samples received under chain of custody by TestAmerica St. Louis on December 18, 2010. These samples are associated with your WM Vista project.

The analytical results included in this report meet all applicable quality control procedure requirements.

The test results in this report meet all NELAP requirements for parameters in which accreditations are held by TestAmerica St. Louis. Any exceptions to NELAP requirements are noted in the case narrative. **TestAmerica St. Louis' Florida certification number is E87689.** The case narrative is an integral part of this report.

This report shall not be reproduced, except in full, without the written approval of the laboratory.

All chemical analysis results are based upon sample as received, wet weight, unless noted otherwise. All radiochemistry results are based upon sample as dried and ground with the exception of tritium, unless requested wet weight by the client.

Observations/Nonconformances
Reference the chain of custody and condition upon receipt report for any variations on receipt conditions and temperature of samples on receipt.

There are no observations or nonconformances associated with the analysis in this lot.

METHODS SUMMARY

F0L180438

PARAMETER	ANALYTICAL METHOD	PREPARATION METHOD
Gross Alpha/Beta by GFPC	SW846 9310 MOD	

References:

SW846 "Test Methods for Evaluating Solid Waste, Physical/Chemical Methods", Third Edition, November 1986 and its updates.

SAMPLE SUMMARY

F0L180438

WO #	SAMPLE#	CLIENT SAMPLE ID	SAMPLED DATE	SAMP TIME
MCJ7G	001	MW-2B (280-10950-1)	12/16/10	15:02
MCJ7H	002	MW-1A (280-10950-2)	12/16/10	14:28
MCJ7J	003	MW-1B (280-10950-3)	12/16/10	13:59
MCJ7K	004	MW-5A (280-10950-4)	12/16/10	13:26
MCJ7L	005	MW-5B (280-10950-5)	12/16/10	12:57
MCJ7M	006	MW-4A (280-10950-6)	12/16/10	12:22
MCJ7N	007	MW-4B (280-10950-7)	12/16/10	11:52
MCJ7P	008	MW-2AR (280-10950-8)	12/16/10	15:03
MCJ7Q	009	MW-FL3 (280-10950-9)	12/16/10	14:32
MCJ7R	010	MW-7B (280-10950-10)	12/16/10	13:51
MCJ7T	011	MW-7A (280-10950-11)	12/16/10	13:23
MCJ7V	012	MW-3B (280-10950-12)	12/16/10	12:23
MCJ7W	013	MW-3A (280-10950-13)	12/16/10	11:48
MCJ7X	014	MW-FL1 (280-10950-14)	12/16/10	12:55

NOTE(S):

- The analytical results of the samples listed above are presented on the following pages.
- All calculations are performed before rounding to avoid round-off errors in calculated results.
- Results noted as "ND" were not detected at or above the stated limit.
- This report must not be reproduced, except in full, without the written approval of the laboratory.
- Results for the following parameters are never reported on a dry weight basis: color, corrosivity, density, flashpoint, ignitability, layers, odor, paint filter test, pH, porosity pressure, reactivity, redox potential, specific gravity, spot tests, solids, solubility, temperature, viscosity, and weight.

TestAmerica Denver

Client Sample ID: MW-2B (280-10950-1)

Radiochemistry

Lab Sample ID: F0L180438-001
Work Order: MCJ7G
Matrix: W

Date Collected: 12/16/10 1502
Date Received: 12/18/10 1120

Parameter	Result	Qual	Total Uncert. (2 σ+/-)	RL	mdc	Prep Date	Analysis Date
GROSS A/B BY GFPC SW846 9310 MOD				pCi/L		Batch # 0356117	Yld %
Gross Alpha	8.2		2.1	3.0	1.5	12/22/10	12/28/10
Gross Beta	3.66		0.96	4.00	1.0	12/22/10	12/28/10

NOTE(S)

Data are incomplete without the case narrative.

MDC is determined by instrument performance only.
Bold results are greater than the MDC.

TestAmerica Denver

Client Sample ID: MW-1A (280-10950-2)

Radiochemistry

Lab Sample ID: F0L180438-002
Work Order: MCJ7H
Matrix: W

Date Collected: 12/16/10 1428
Date Received: 12/18/10 1120

Parameter	Result	Qual	Total Uncert. (2 σ+/-)	RL	mdc	Prep Date	Analysis Date
GROSS A/B BY GFPC SW846 9310 MOD				**pCi/L**		**Batch # 0356117**	**Yld %**
Gross Alpha	0.5	U	1.3	3.0	2.3	12/22/10	12/28/10

NOTE(S)

Data are incomplete without the case narrative.

MDC is determined by instrument performance only.
Bold results are greater than the MDC.

U Result is less than the sample detection limit.

TestAmerica Denver

Client Sample ID: MW-1B (280-10950-3)

Radiochemistry

Lab Sample ID: F0L180438-003
Work Order: MCJ7J
Matrix: W

Date Collected: 12/16/10 1359
Date Received: 12/18/10 1120

Parameter	Result	Qual	Total Uncert. (2 σ+/-)	RL	mdc	Prep Date	Analysis Date
GROSS A/B BY GFPC SW846 9310 MOD				pCi/L		Batch # 0356117	Yld %
Gross Alpha	2.8		1.3	3.0	1.5	12/22/10	12/28/10

NOTE(S)

Data are incomplete without the case narrative.

MDC is determined by instrument performance only.
Bold results are greater than the MDC.

TestAmerica Denver

Client Sample ID: MW-5A (280-10950-4)

Radiochemistry

Lab Sample ID: F0L180438-004
Work Order: MCJ7K
Matrix: W

Date Collected: 12/16/10 1326
Date Received: 12/18/10 1120

Parameter	Result	Qual	Total Uncert. (2 σ+/-)	RL	mdc	Prep Date	Analysis Date
GROSS A/B BY GFPC SW846 9310 MOD				pCi/L		Batch # 0356117	Yld %
Gross Alpha	5.0		1.3	3.0	0.9	12/22/10	12/28/10

NOTE(S)

Data are incomplete without the case narrative.

MDC is determined by instrument performance only.
Bold results are greater than the MDC.

TestAmerica Denver

Client Sample ID: MW-5B (280-10950-5)

Radiochemistry

Lab Sample ID: F0L180438-005
Work Order: MCJ7L
Matrix: W

Date Collected: 12/16/10 1257
Date Received: 12/18/10 1120

Parameter	Result	Qual	Total Uncert. (2 σ+/-)	RL	mdc	Prep Date	Analysis Date
GROSS A/B BY GFPC SW846 9310 MOD				pCi/L		Batch # 0356117	Yld %
Gross Alpha	27.1		4.3	3.0	1.7	12/22/10	12/28/10

NOTE(S)

Data are incomplete without the case narrative.

MDC is determined by instrument performance only.
Bold results are greater than the MDC.

TestAmerica Denver

Client Sample ID: MW-4A (280-10950-6)

Radiochemistry

Lab Sample ID: F0L180438-006
Work Order: MCJ7M
Matrix: W

Date Collected: 12/16/10 1222
Date Received: 12/18/10 1120

Parameter	Result	Qual	Total Uncert. (2 σ+/-)	RL	mdc	Prep Date	Analysis Date
GROSS A/B BY GFPC SW846 9310 MOD				pCi/L		Batch # 0356117	Yld %
Gross Alpha	0.29	U	0.56	3.00	0.98	12/22/10	12/28/10

NOTE(S)

Data are incomplete without the case narrative.

MDC is determined by instrument performance only.
Bold results are greater than the MDC.

U Result is less than the sample detection limit.

TestAmerica Denver

Client Sample ID: MW-4B (280-10950-7)

Radiochemistry

Lab Sample ID: F0L180438-007
Work Order: MCJ7N
Matrix: W

Date Collected: 12/16/10 1152
Date Received: 12/18/10 1120

Parameter	Result	Qual	Total Uncert. (2 σ+/-)	RL	mdc	Prep Date	Analysis Date
GROSS A/B BY GFPC SW846 9310 MOD				**pCi/L**		**Batch # 0356117**	**Yld %**
Gross Alpha	0.54	U	0.63	3.00	1.0	12/22/10	12/28/10

NOTE(S)

Data are incomplete without the case narrative.

MDC is determined by instrument performance only.
Bold results are greater than the MDC.

U Result is less than the sample detection limit.

TestAmerica Denver

Client Sample ID: MW-2AR (280-10950-8)

Radiochemistry

Lab Sample ID: F0L180438-008
Work Order: MCJ7P
Matrix: W

Date Collected: 12/16/10 1503
Date Received: 12/18/10 1120

Parameter	Result	Qual	Total Uncert. (2 σ+/-)	RL	mdc	Prep Date	Analysis Date
GROSS A/B BY GFPC SW846 9310 MOD				pCi/L		Batch # 0356117	Yld %
Gross Alpha	1.64		0.79	3.00	0.93	12/22/10	12/28/10

NOTE(S)

Data are incomplete without the case narrative.

MDC is determined by instrument performance only.
Bold results are greater than the MDC.

TestAmerica Denver

Client Sample ID: MW-FL3 (280-10950-9)

Radiochemistry

Lab Sample ID: F0L180438-009
Work Order: MCJ7Q
Matrix: W

Date Collected: 12/16/10 1432
Date Received: 12/18/10 1120

Parameter	Result	Qual	Total Uncert. (2 σ+/-)	RL	mdc	Prep Date	Analysis Date
GROSS A/B BY GFPC SW846 9310 MOD				pCi/L		Batch # 0356117	Yld %
Gross Alpha	6.6		2.2	3.0	2.0	12/22/10	12/28/10

NOTE(S)

Data are incomplete without the case narrative.

MDC is determined by instrument performance only.
Bold results are greater than the MDC.

TestAmerica Denver

Client Sample ID: MW-7B (280-10950-10)

Radiochemistry

Lab Sample ID: F0L180438-010
Work Order: MCJ7R
Matrix: W

Date Collected: 12/16/10 1351
Date Received: 12/18/10 1120

Parameter	Result	Qual	Total Uncert. (2 σ+/-)	RL	mdc	Prep Date	Analysis Date
GROSS A/B BY GFPC SW846 9310 MOD				pCi/L		Batch # 0356117	Yld %
Gross Alpha	3.0		1.2	3.0	1.3	12/22/10	12/28/10

NOTE(S)

Data are incomplete without the case narrative.

MDC is determined by instrument performance only.
Bold results are greater than the MDC.

TestAmerica Denver

Client Sample ID: MW-7A (280-10950-11)

Radiochemistry

Lab Sample ID: F0L180438-011
Work Order: MCJ7T
Matrix: W

Date Collected: 12/16/10 1323
Date Received: 12/18/10 1120

Parameter	Result	Qual	Total Uncert. (2 σ+/-)	RL	mdc	Prep Date	Analysis Date
GROSS A/B BY GFPC SW846 9310 MOD				pCi/L		Batch # 0356117	Yld %
Gross Alpha	1.8		1.2	3.0	1.6	12/22/10	12/28/10

NOTE(S)

Data are incomplete without the case narrative.

MDC is determined by instrument performance only.
Bold results are greater than the MDC.

TestAmerica Denver

Client Sample ID: MW-3B (280-10950-12)

Radiochemistry

Lab Sample ID: F0L180438-012
Work Order: MCJ7V
Matrix: W

Date Collected: 12/16/10 1223
Date Received: 12/18/10 1120

Parameter	Result	Qual	Total Uncert. (2 σ+/-)	RL	mdc	Prep Date	Analysis Date
GROSS A/B BY GFPC SW846 9310 MOD				pCi/L		Batch # 0356117	Yld %
Gross Alpha	10.0		2.3	3.0	1.4	12/22/10	12/28/10

NOTE(S)

Data are incomplete without the case narrative.

MDC is determined by instrument performance only.
Bold results are greater than the MDC.

TestAmerica Denver

Client Sample ID: MW-3A (280-10950-13)

Radiochemistry

Lab Sample ID: F0L180438-013
Work Order: MCJ7W
Matrix: W

Date Collected: 12/16/10 1148
Date Received: 12/18/10 1120

Parameter	Result	Qual	Total Uncert. (2 σ+/-)	RL	mdc	Prep Date	Analysis Date
GROSS A/B BY GFPC SW846 9310 MOD				pCi/L		Batch # 0356117	Yld %
Gross Alpha	8.4		1.8	3.0	1.1	12/22/10	12/28/10

NOTE(S)

Data are incomplete without the case narrative.

MDC is determined by instrument performance only.
Bold results are greater than the MDC.

TestAmerica Denver

Client Sample ID: MW-FL1 (280-10950-14)

Radiochemistry

Lab Sample ID: F0L180438-014
Work Order: MCJ7X
Matrix: W

Date Collected: 12/16/10 1255
Date Received: 12/18/10 1120

Parameter	Result	Qual	Total Uncert. (2 σ+/-)	RL	mdc	Prep Date	Analysis Date
GROSS A/B BY GFPC SW846 9310 MOD				pCi/L		Batch # 0356117	Yld %
Gross Alpha	10.5		2.5	3.0	1.5	12/22/10	12/28/10

NOTE(S)

Data are incomplete without the case narrative.

MDC is determined by instrument performance only.
Bold results are greater than the MDC.

METHOD BLANK REPORT

Radiochemistry

Client Lot ID: F0L180438
Matrix: WATER

Parameter	Result	Qual	Total Uncert. (2 σ+/-)	RL	MDC		Prep Date	Lab Sample ID Analysis Date
GROSS A/B BY GFPC SW846 9310 MOD			pCi/L	Batch #	0356117	Yld %		F0L220000-117B
Gross Alpha	0.24	U	0.46	3.00	0.81		12/22/10	12/28/10

NOTE(S)

Data are incomplete without the case narrative.

MDC is determined using instrument performance only
Bold results are greater than the MDC.

U Result is less than the sample detection limit.

Laboratory Control Sample Report

Radiochemistry

Client Lot ID: F0L180438
Matrix: WATER

Parameter	Spike Amount	Result	Total Uncert. (2 σ+/-)	MDC	% Yld	% Rec	Lab Sample ID / QC Control Limits
GROSS A/B BY GFPC SW846 9310 MOD			pCi/L	9310 MOD			F0L220000-117C
Gross Alpha	49.4	59.5	6.5	1.2		120	(69 - 128)
	Batch #:	0356117		Analysis Date:	12/28/10		

NOTE(S)

MDC is determined by instrument performance only
Calculations are performed before rounding to avoid round-off error in calculated results

MATRIX SPIKE REPORT

Radiochemistry

Client Lot Id: F0L180438 Date Sampled: 12/16/10
Matrix: W Date Received: 12/18/10

Parameter	Spike Amount	Spike Result	Total Uncert. (2σ +/-)	Spike Yld.	Sample Result	Total Uncert. (2 σ +/-)	QC Sample ID %YLD	QC Sample ID %REC	QC Control Limits
GROSS A/B BY GFPC SW846 9310 MOD			pCi/L		9310 MOD			F0L180438-001	
Gross Alpha	49.4	71.5	7.9		8.2	2.1		128	(35-150)
	Batch #:	0356117		Analysis Date:		12/28/10			

NOTE(S)

Data are incomplete without the case narrative.

Calculations are performed before rounding to avoid round-off errors in calculated results.

DUPLICATE EVALUATION REPORT

Radiochemistry

Client Lot ID: F0L180438
Matrix: WATER

Date Sampled: 12/16/10
Date Received: 12/18/10

Parameter	SAMPLE Result	Total Uncert. (2σ+/-)	% Yld	DUPLICATE Result	Total Uncert. (2 σ+/-)	% Yld	QC Sample ID Precision	
GROSS A/B BY GFPC SW846 9310 MOD			pCi/L	9310 MOD			F0L180438-001	
Gross Alpha	8.2	2.1		9.4	2.2		13	%RPD
	Batch #:	0356117 (Sample)		0356117 (Duplicate)				

NOTE(S)

Data are incomplete without the case narrative.
Calculations are performed before rounding to avoid round-off error in calculated results

TestAmerica Denver
4955 Yarrow Street
Arvada, CO 80002
Phone (303) 736-0100 Fax (303) 431-7171

CUR 204

FOL 180438

Chain of Custody Record

TestAmerica
THE LEADER IN ENVIRONMENTAL TESTING

Client Information (Sub Contract Lab)	Sampler:	Lab PM: Harrington, Danielle M	Carrier Tracking No(s):	COC No: 280-44370.1
Client Contact: Shipping/Receiving	Phone:	E-Mail: danielle.harrington@testamericainc.com		Page: Page 1 of 2
Company: TestAmerica Laboratories, Inc.				Job #: 280-10950-1
Address: 13715 Rider Trail North, ,	Due Date Requested: 12/30/2010			
City: Earth City	TAT Requested (days):			
State, Zip: MO, 63045				
Phone: 314-298-8566(Tel) 314-298-8757(Fax)	PO #:			
Email:	WO #:			
Project Name: FL26|Vista	Project #: 28002729			
Site: FL26 | Vista	SSOW#:			

Analysis Requested

Preservation Codes:
A - HCL, B - NaOH, C - Zn Acetate, D - Nitric Acid, E - NaHSO4, F - MeOH, G - Amchlor, H - Ascorbic Acid, I - Ice, J - DI Water, K - EDTA, L - EDA
M - Hexane, N - None, O - AsNaO2, P - Na2O4S, Q - Na2SO3, R - Na2S2SO3, S - H2SO4, T - TSP Dodecahydrate, U - Acetone, V - MCAA, W - ph 4-5, Z - other (specify)
Other:

Sample Identification - Client ID (Lab ID)	Sample Date	Sample Time	Sample Type (C=comp, G=grab)	Matrix (W=water, S=solid, O=waste/oil, BT=Tissue, A=Air)	Field Filtered Sample (Yes or No)	Perform MS/MSD (Yes or No)	SUBCONTRACT/ 9310 MOD Gross Alpha (St. Louis)	Total Number of containers	Special Instructions/Note:
			Preservation Code:						
MW-2B (280-10950-1)	12/16/10	15:02 Eastern		Water			X	1	IKLP
MW-1A (280-10950-2)	12/16/10	14:28 Eastern		Water			X	1	
MW-1B (280-10950-3)	12/16/10	13:59 Eastern		Water			X	1	
MW-5A (280-10950-4)	12/16/10	13:26 Eastern		Water			X	1	
MW-5B (280-10950-5)	12/16/10	12:57 Eastern		Water			X	1	
MW-4A (280-10950-6)	12/16/10	12:22 Eastern		Water			X	1	
MW-4B (280-10950-7)	12/16/10	11:52 Eastern		Water			X	1	
MW-2AR (280-10950-8)	12/16/10	15:03 Eastern		Water			X	1	
MW-FL3 (280-10950-9)	12/16/10	14:32 Eastern		Water			X	1	
MW-7B (280-10950-10)	12/16/10	13:51 Eastern		Water			X	1	
MW-7A (280-10950-11)	12/16/10	13:23 Eastern		Water			X	1	

Possible Hazard Identification
☐ *Non-Hazard* ☐ *Flammable* ☐ *Skin Irritant* ☐ *Poison B* ☐ *Unknown* ☐ *Radiological*

Sample Disposal (A fee may be assessed if samples are retained longer than 1 month)
☐ *Return To Client* ☐ *Disposal By Lab* ☐ *Archive For* _____ *Months*

Deliverable Requested: I, II, III, IV, Other (specify)

Special Instructions/QC Requirements:

Empty Kit Relinquished by:	Date:	Time:	Method of Shipment:		
Relinquished by: [signature]	Date/Time: 12/17/10 1600	Company TA	Received by: [signature]	Date/Time: 1120 12/18/10	Company TA STL
Relinquished by:	Date/Time:	Company	Received by:	Date/Time:	Company
Relinquished by:	Date/Time:	Company	Received by:	Date/Time:	Company

Custody Seals Intact: Δ Yes Δ No | Custody Seal No.: | Cooler Temperature(s) °C and Other Remarks:

TestAmerica Denver
4955 Yarrow Street
Arvada, CO 80002
Phone (303) 736-0100 Fax (303) 431-7171

CUL204

Chain of Custody Record

TestAmerica
THE LEADER IN ENVIRONMENTAL TESTING

Client Information (Sub Contract Lab)	Sampler:	Lab PM: Harrington, Danielle M	Carrier Tracking No(s):	COC No: 280-44370.2
Client Contact: Shipping/Receiving	Phone:	E-Mail: danielle.harrington@testamericainc.com		Page: Page 2 of 2
Company: TestAmerica Laboratories, Inc.				Job #: 280-10950-1
Address: 13715 Rider Trail North, ,	Due Date Requested: 12/30/2010			
City: Earth City	TAT Requested (days):			
State, Zip: MO, 63045				
Phone: 314-298-8566(Tel) 314-298-8757(Fax)	PO #:			
Email:	WO #:			
Project Name: FL26|Vista	Project #: 28002729			
Site: FL26 | Vista	SSOW#:			

Analysis Requested

Preservation Codes:
A - HCL, B - NaOH, C - Zn Acetate, D - Nitric Acid, E - NaHSO4, F - MeOH, G - Amchlor, H - Ascorbic Acid, I - Ice, J - DI Water, K - EDTA, L - EDA
M - Hexane, N - None, O - AsNaO2, P - Na2O4S, Q - Na2SO3, R - Na2S2SO3, S - H2SO4, T - TSP Dodecahydrate, U - Acetone, V - MCAA, W - ph 4-5, Z - other (specify)
Other:

Sample Identification - Client ID (Lab ID)	Sample Date	Sample Time	Sample Type (C=comp, G=grab)	Matrix (W=water, S=solid, O=waste/oil, BT=Tissue, A=Air)	Field Filtered Sample (Yes or No)	Perform MS/MSD (Yes or No)	SUBCONTRACT/ 9310 MOD Gross Alpha (St. Louis)	Total Number of containers	Special Instructions/Note:
		Preservation Code:							
MW-3B (280-10950-12)	12/16/10	12:23 Eastern		Water			X	1	1XLP
MW-3A (280-10950-13)	12/16/10	11:48 Eastern		Water			X	1	
MW-FL1 (280-10950-14)	12/16/10	12:55 Eastern		Water			X	1	

Possible Hazard Identification
☐ Non-Hazard ☐ Flammable ☐ Skin Irritant ☐ Poison B ☐ Unknown ☐ Radiological

Sample Disposal (A fee may be assessed if samples are retained longer than 1 month)
☐ Return To Client ☐ Disposal By Lab ☐ Archive For _____ Months

Deliverable Requested: I, II, III, IV, Other (specify)

Special Instructions/QC Requirements:

Empty Kit Relinquished by:	Date:	Time:	Method of Shipment:		
Relinquished by:	Date/Time: 12/17/10 1600	Company: TA	Received by:	Date/Time: 12/18/10 1120	Company: TA STL
Relinquished by:	Date/Time:	Company:	Received by:	Date/Time:	Company:
Relinquished by:	Date/Time:	Company:	Received by:	Date/Time:	Company:

Custody Seals Intact: Δ Yes Δ No	Custody Seal No.:	Cooler Temperature(s) °C and Other Remarks:

TestAmerica
THE LEADER IN ENVIRONMENTAL TESTING

Lot #(s): F0L180438
*F0L040427

CONDITION UPON RECEIPT FORM

Client: TA DENVER
Quote No: 86414
COC/RFA No: 280-44371 / 280-44370
Initiated By: NVO
204
Date: 12/18/10 Time: 1120

Shipping Information

Shipper: (FedEx) UPS DHL Courier Client Other: _____ Multiple Packages: (Y) N

Shipping # (s):*		Sample Temperature (s):**	
1. 4434 8813 3068	6.	1. AMBIENT	6.
2. 4434 8818 3079	7.	2. AMBIENT	7.
3.	8.	3.	8.
4.	9.	4.	9.
5.	10.	5.	10.

*Numbered shipping lines correspond to Numbered Sample Temp lines

**Sample must be received at 4°C ± 2°C- If not, note contents below. Temperature variance does NOT affect the following: Metals-Liquid or Rad tests- Liquid or Solids

Condition (Circle "Y" for yes, "N" for no and "N/A" for not applicable):

1.	(Y) N	Are there custody seals present on the cooler?	8.	Y (N)	Are there custody seals present on bottles?
2.	Y (N) N/A	Do custody seals on cooler appear to be tampered with?	9.	Y N (N/A)	Do custody seals on bottles appear to be tampered with?
3.	(Y) N	Were contents of cooler frisked after opening, but before unpacking?	10.	(Y) N N/A	Was sample received with proper pH[1]? (If not, make note below)
4.	(Y) N	Sample received with Chain of Custody?	11.	(Y) N	Sample received in proper containers?
5.	(Y) N N/A	Does the Chain of Custody match sample ID's on the container(s)?	12.	Y N (N/A)	Headspace in VOA or TOX liquid samples? (If Yes, note sample ID's below)
6.	Y (N)	Was sample received broken?	13.	Y (N) N/A	Was Internal COC/Workshare received?
7.	(Y) N	Is sample volume sufficient for analysis?	14.	(Y) N N/A	Was pH taken by original TestAmerica lab?

[1] For DOE-AL (Pantex, LANL, Sandia) sites, pH of ALL containers received must be verified, EXCEPT VOA, TOX and soils.

Notes:
C.O.C 280-44371 DID NOT HAVE WORK SHARE
*additional volume for 280-103524-1 F0L040427

Corrective Action:
☐ Client Contact Name: _____ Informed by: _____
☐ Sample(s) processed "as is"
☐ Sample(s) on hold until: _____ If released, notify: _____
Project Management Review: K.C Date: 12.22.10

THIS FORM MUST BE COMPLETED AT THE TIME THE ITEMS ARE BEING CHECKED IN. IF ANY ITEM IS COMPLETED BY SOMEONE OTHER THAN THE INITIATOR, THEN THAT PERSON IS REQUIRED TO APPLY THEIR INITIAL AND THE DATE NEXT TO THAT ITEM.
ADMIN-0004, REVISED 10/21/08 \\Slsvr01\QA\FORMS\ST-LOUIS\ADMIN\Admin004 rev11.doc

TestAmerica
THE LEADER IN ENVIRONMENTAL TESTING

TestAmerica Laboratories, Inc.

ANALYTICAL REPORT

WM Vista

Lot #: F0L210553

TestAmerica Denver

TestAmerica Denver
4955 Yarrow Street
Arvada, CO 80002

TESTAMERICA LABORATORIES, INC.

Kay Clay
Project Manager

January 4, 2011

13715 Rider Trail North Earth City, MO 63045 tel 314.298.8566 fax 314.298.8757 www.testamericainc.com

Case Narrative
LOT NUMBER: F0L210553

This report contains the analytical results for the six samples received under chain of custody by TestAmerica St. Louis on December 21, 2010. These samples are associated with your WM Vista project.

The analytical results included in this report meet all applicable quality control procedure requirements.

The test results in this report meet all NELAP requirements for parameters in which accreditations are held by TestAmerica St. Louis. Any exceptions to NELAP requirements are noted in the case narrative. **TestAmerica St. Louis' Florida certification number is E87689.** The case narrative is an integral part of this report.

This report shall not be reproduced, except in full, without the written approval of the laboratory.

All chemical analysis results are based upon sample as received, wet weight, unless noted otherwise. All radiochemistry results are based upon sample as dried and ground with the exception of tritium, unless requested wet weight by the client.

Observations/Nonconformances
Reference the chain of custody and condition upon receipt report for any variations on receipt conditions and temperature of samples on receipt.

There are no observations or nonconformances associated with the analysis in this lot.

METHODS SUMMARY

F0L210553

PARAMETER	ANALYTICAL METHOD	PREPARATION METHOD
Gross Alpha/Beta by GFPC	SW846 9310 MOD	

References:

SW846 "Test Methods for Evaluating Solid Waste, Physical/Chemical Methods", Third Edition, November 1986 and its updates.

SAMPLE SUMMARY

F0L210553

WO #	SAMPLE#	CLIENT SAMPLE ID	SAMPLED DATE	SAMP TIME
MCMXM	001	MW-8R (280-11013-1)	12/17/10	07:30
MCMX1	002	MW-FL2R (280-11013-2)	12/17/10	08:29
MCMX5	003	MW-6AR (280-11013-3)	12/17/10	09:07
MCMX8	004	MW-6BR (280-11013-4)	12/17/10	09:38
MCMX9	005	FIELD BLANK (280-11013-5)	12/17/10	10:30
MCM0K	006	EQUIPMENT BLANK (280-11013-6)	12/17/10	10:45

NOTE(S):

- The analytical results of the samples listed above are presented on the following pages.
- All calculations are performed before rounding to avoid round-off errors in calculated results.
- Results noted as "ND" were not detected at or above the stated limit.
- This report must not be reproduced, except in full, without the written approval of the laboratory.
- Results for the following parameters are never reported on a dry weight basis: color, corrosivity, density, flashpoint, ignitability, layers, odor, paint filter test, pH, porosity pressure, reactivity, redox potential, specific gravity, spot tests, solids, solubility, temperature, viscosity, and weight.

TestAmerica Denver

Client Sample ID: MW-8R (280-11013-1)

Radiochemistry

Lab Sample ID: F0L210553-001
Work Order: MCMXM
Matrix: W

Date Collected: 12/17/10 0730
Date Received: 12/21/10 1015

Parameter	Result	Qual	Total Uncert. (2 σ+/-)	RL	mdc	Prep Date	Analysis Date
GROSS A/B BY GFPC SW846 9310 MOD				pCi/L		Batch # 0362187	Yld %
Gross Alpha	2.4		1.1	3.0	1.2	12/28/10	12/30/10

NOTE(S)

Data are incomplete without the case narrative.

MDC is determined by instrument performance only.
Bold results are greater than the MDC.

TestAmerica Denver

Client Sample ID: MW-FL2R (280-11013-2)

Radiochemistry

Lab Sample ID: F0L210553-002
Work Order: MCMX1
Matrix: W

Date Collected: 12/17/10 0829
Date Received: 12/21/10 1015

Parameter	Result	Qual	Total Uncert. (2 σ+/-)	RL	mdc	Prep Date	Analysis Date
GROSS A/B BY GFPC SW846 9310 MOD				pCi/L		Batch # 0362187	Yld %
Gross Alpha	0.36	U	0.98	3.00	1.8	12/28/10	12/30/10

NOTE(S)

Data are incomplete without the case narrative.

MDC is determined by instrument performance only.
Bold results are greater than the MDC.

U Result is less than the sample detection limit.

TestAmerica Denver

Client Sample ID: MW-6AR (280-11013-3)

Radiochemistry

Lab Sample ID: F0L210553-003
Work Order: MCMX5
Matrix: W

Date Collected: 12/17/10 0907
Date Received: 12/21/10 1015

Parameter	Result	Qual	Total Uncert. (2 σ+/-)	RL	mdc	Prep Date	Analysis Date
GROSS A/B BY GFPC SW846 9310 MOD				pCi/L		Batch # 0362187	Yld %
Gross Alpha	2.8		1.0	3.0	0.9	12/28/10	12/30/10

NOTE(S)

Data are incomplete without the case narrative.

MDC is determined by instrument performance only.
Bold results are greater than the MDC.

TestAmerica Denver

Client Sample ID: MW-6BR (280-11013-4)

Radiochemistry

Lab Sample ID: F0L210553-004
Work Order: MCMX8
Matrix: W

Date Collected: 12/17/10 0938
Date Received: 12/21/10 1015

Parameter	Result	Qual	Total Uncert. (2 σ+/-)	RL	mdc	Prep Date	Analysis Date
GROSS A/B BY GFPC SW846 9310 MOD				pCi/L		Batch # 0362187	Yld %
Gross Alpha	4.7		1.8	3.0	1.7	12/28/10	12/30/10

NOTE(S)

Data are incomplete without the case narrative.

MDC is determined by instrument performance only.
Bold results are greater than the MDC.

TestAmerica Denver

Client Sample ID: FIELD BLANK (280-11013-5)

Radiochemistry

Lab Sample ID: F0L210553-005
Work Order: MCMX9
Matrix: W

Date Collected: 12/17/10 1030
Date Received: 12/21/10 1015

Parameter	Result	Qual	Total Uncert. (2 σ+/-)	RL	mdc	Prep Date	Analysis Date
GROSS A/B BY GFPC SW846 9310 MOD				**pCi/L**		**Batch # 0362187**	**Yld %**
Gross Alpha	0.14	U	0.48	3.00	0.89	12/28/10	12/30/10

NOTE(S)

Data are incomplete without the case narrative.

MDC is determined by instrument performance only.
Bold results are greater than the MDC.

U Result is less than the sample detection limit.

TestAmerica Denver

Client Sample ID: EQUIPMENT BLANK (280-11013-6)

Radiochemistry

Lab Sample ID: F0L210553-006
Work Order: MCM0K
Matrix: W

Date Collected: 12/17/10 1045
Date Received: 12/21/10 1015

Parameter	Result	Qual	Total Uncert. (2 σ+/-)	RL	mdc	Prep Date	Analysis Date
GROSS A/B BY GFPC SW846 9310 MOD				**pCi/L**		**Batch # 0362187**	**Yld %**
Gross Alpha	0.37	U	0.54	3.00	0.90	12/28/10	12/30/10

NOTE(S)

Data are incomplete without the case narrative.

MDC is determined by instrument performance only.
Bold results are greater than the MDC.

U Result is less than the sample detection limit.

METHOD BLANK REPORT

Radiochemistry

Client Lot ID: F0L210553
Matrix: WATER

Parameter	Result	Qual	Total Uncert. (2 σ+/-)	RL	MDC		Prep Date	Lab Sample ID / Analysis Date
GROSS A/B BY GFPC SW846 9310 MOD			pCi/L	Batch # 0362187		Yld %		F0L280000-187B
Gross Alpha	0.01	U	0.40	3.00	0.80		12/28/10	12/30/10

NOTE(S)

Data are incomplete without the case narrative.

MDC is determined using instrument performance only
Bold results are greater than the MDC.

U Result is less than the sample detection limit.

Laboratory Control Sample Report

Radiochemistry

Client Lot ID: F0L210553
Matrix: WATER

Parameter	Spike Amount	Result		Total Uncert. (2 σ+/-)	MDC	% Yld	% Rec	Lab Sample ID QC Control Limits
GROSS A/B BY GFPC SW846 9310 MOD			pCi/L		9310 MOD		F0L280000-187C	
Gross Alpha	49.4	57.9		6.3	1.1		117	(69 - 128)
Gross Beta	0.0	0.09	U	0.96	0.92		**** U	(74 - 128)
	Batch #:	0362187			Analysis Date:	12/30/10		

NOTE(S)

MDC is determined by instrument performance only
Calculations are performed before rounding to avoid round-off error in calculated results
U - Result is less than the sample detection limit.

MATRIX SPIKE REPORT

Radiochemistry

Client Lot Id: F0L210553
Matrix: W

Date Sampled: 12/17/10
Date Received: 12/21/10

Parameter	Spike Amount	Spike Result	Total Uncert. (2σ +/-)	Spike Yld.	Sample Result	Total Uncert. (2 σ +/-)	QC Sample ID %YLD	QC Sample ID %REC	QC Control Limits
GROSS A/B BY GFPC SW846 9310 MOD			pCi/L		9310 MOD			F0L210553-001	
Gross Alpha	49.4	44.4	5.4		2.4	1.1		85	(35-150)
	Batch #:	0362187		Analysis Date:		12/30/10			

NOTE(S)

Data are incomplete without the case narrative.

Calculations are performed before rounding to avoid round-off errors in calculated results.

DUPLICATE EVALUATION REPORT

Radiochemistry

Client Lot ID: F0L210553
Matrix: WATER

Date Sampled: 12/17/10
Date Received: 12/21/10

Parameter	SAMPLE Result	Total Uncert. (2σ +/-)	% Yld	DUPLICATE Result	Total Uncert. (2 σ +/-)	% Yld	QC Sample ID Precision	
GROSS A/B BY GFPC SW846 9310 MOD			pCi/L	9310 MOD			F0L210553-001	
Gross Alpha	2.4	1.1		2.6	1.2		8	%RPD
	Batch #:	0362187 (Sample)		0362187 (Duplicate)				

NOTE(S)

Data are incomplete without the case narrative.
Calculations are performed before rounding to avoid round-off error in calculated results

TestAmerica Denver
4955 Yarrow Street
Arvada, CO 80002
Phone (303) 736-0100 Fax (303) 431-7171

cut 2/16

Chain of Custody Record

F0L210553

TestAmerica
THE LEADER IN ENVIRONMENTAL TESTING

Client Information (Sub Contract Lab)	Sampler:	Lab PM: Harrington, Danielle M	Carrier Tracking No(s):	COC No: 280-44784.1
Client Contact: Shipping/Receiving	Phone:	E-Mail: danielle.harrington@testamericainc.com		Page: Page 1 of 1
Company: TestAmerica Laboratories, Inc.				Job #: 280-10950-1
Address: 13715 Rider Trail North, ,	Due Date Requested: 12/30/2010			
City: Earth City	TAT Requested (days):			
State, Zip: MO, 63045				
Phone: 314-298-8566(Tel) 314-298-8757(Fax)	PO #:			
Email:	WO #:			
Project Name: FL26[Vista	Project #: 28002729			
Site: FL26 | Vista	SSOW#:			

Analysis Requested

Preservation Codes:
A - HCL, B - NaOH, C - Zn Acetate, D - Nitric Acid, E - NaHSO4, F - MeOH, G - Amchlor, H - Ascorbic Acid, I - Ice, J - DI Water, K - EDTA, L - EDA, M - Hexane, N - None, O - AsNaO2, P - Na2O4S, Q - Na2SO3, R - Na2S2SO3, S - H2SO4, T - TSP Dodecahydrate, U - Acetone, V - MCAA, W - ph 4-5, Z - other (specify)
Other:

Sample Identification - Client ID (Lab ID)	Sample Date	Sample Time	Sample Type (C=comp, G=grab)	Matrix (W=water, S=solid, O=waste/oil, BT=Tissue, A=Air)	Field Filtered Sample (Yes or No)	Perform MS/MSD (Yes or No)	SUBCONTRACT/ 8310 MOD Gross Alpha (St. Louis)	Total Number of containers	Special Instructions/Note:
			Preservation Code:						
MW-8R (280-11013-1)	12/17/10	07:30 Eastern		Water			X	LP	
MW-FL2R (280-11013-2)	12/17/10	08:29 Eastern		Water			X		
MW-6AR (280-11013-3)	12/17/10	09:07 Eastern		Water			X		Please Preserve Upon Receipt!!
MW-6BR (280-11013-4)	12/17/10	09:38 Eastern		Water			X		
Field Blank (280-11013-5)	12/17/10	10:30 Eastern		Water			X		
Equipment Blank (280-11013-6)	12/17/10	10:45 Eastern		Water			X		

Possible Hazard Identification
☐ *Non-Hazard* ☐ *Flammable* ☐ *Skin Irritant* ☐ *Poison B* ☐ *Unknown* ☐ *Radiological*

Sample Disposal (A fee may be assessed if samples are retained longer than 1 month)
☐ *Return To Client* ☐ *Disposal By Lab* ☐ *Archive For* _____ *Months*

Deliverable Requested: I, II, III, IV, Other (specify)

Special Instructions/QC Requirements:

Empty Kit Relinquished by:	Date:	Time:	Method of Shipment:		
Relinquished by:	Date/Time: 12/20/10 1606	Company: TA	Received by:	Date/Time: 12-21-10 1015	Company: TA STL
Relinquished by:	Date/Time:	Company:	Received by:	Date/Time:	Company:
Relinquished by:	Date/Time:	Company:	Received by:	Date/Time:	Company:

Custody Seals Intact: Δ Yes Δ No | Custody Seal No.: | Cooler Temperature(s) °C and Other Remarks:

TestAmerica
THE LEADER IN ENVIRONMENTAL TESTING

Lot #(s): F0L210553

CONDITION UPON RECEIPT FORM

Client: TA Denver

Quote No: 74375 SV 12.21.10 PG414

COC/RFA No: 280-44784.1 216

Initiated By: [illegible] Date: 12.21.10 Time: 1015

Shipping Information

Shipper: (FedEx) UPS DHL Courier Client Other: _____ Multiple Packages: Y (N)

Shipping # (s):*		Sample Temperature (s):**	
1. 4434 8818 3311	6.	1. ambient	6.
2.	7.	2.	7.
3.	8.	3.	8.
4.	9.	4.	9.
5.	10.	5.	10.

*Numbered shipping lines correspond to Numbered Sample Temp lines

**Sample must be received at 4°C ± 2°C- If not, note contents below. Temperature variance does NOT affect the following: Metals-Liquid or Rad tests- Liquid or Solids

Condition (Circle "Y" for yes, "N" for no and "N/A" for not applicable):

1.	(Y) N	Are there custody seals present on the cooler?	8.	Y (N)	Are there custody seals present on bottles?
2.	Y (N) N/A	Do custody seals on cooler appear to be tampered with?	9.	Y N (N/A)	Do custody seals on bottles appear to be tampered with?
3.	(Y) N	Were contents of cooler frisked after opening, but before unpacking?	10.	Y (N) N/A	Was sample received with proper pH[1]? (If not, make note below)
4.	(Y) N	Sample received with Chain of Custody?	11.	(Y) N	Sample received in proper containers?
5.	(Y) N N/A	Does the Chain of Custody match sample ID's on the container(s)?	12.	Y N (N/A)	Headspace in VOA or TOX liquid samples? (If Yes, note sample ID's below)
6.	Y (N)	Was sample received broken?	13.	(Y) N N/A	Was Internal COC/Workshare received?
7.	(Y) N	Is sample volume sufficient for analysis?	14.	Y (N) N/A	Was pH taken by original TestAmerica lab?

[1] For DOE-AL (Pantex, LANL, Sandia) sites, pH of ALL containers received must be verified, EXCEPT VOA, TOX and soils.

Notes:

Per K.C., preserved w/ HNO_3 lot H14023 to pH <2.

Corrective Action:

- ☐ Client Contact Name: _____ Informed by: _____
- ☐ Sample(s) processed "as is"
- ☐ Sample(s) on hold until: _____ If released, notify: _____

Project Management Review: K. S. Date: 12-27-10

THIS FORM MUST BE COMPLETED AT THE TIME THE ITEMS ARE BEING CHECKED IN. IF ANY ITEM IS COMPLETED BY SOMEONE OTHER THAN THE INITIATOR, THEN THAT PERSON IS REQUIRED TO APPLY THEIR INITIAL AND THE DATE NEXT TO THAT ITEM.

ADMIN-0004, REVISED 10/21/08 \\Slsvr01\QA\FORMS\ST-LOUIS\ADMIN\Admin004 rev11.doc

Chain of Custody Record

Sampler ID _____

Temperature on Receipt 4.8 2.8°C 3.2 3.3

Drinking Water? Yes ☐ No ☐ 12/7/10

TestAmerica THE LEADER IN ENVIRONMENTAL TESTING

TAL-4124-280 (0508)

Client	Project Manager	Date	Chain of Custody Number
WM	SHEREE GRANT	12-16-10	128927
Address	Telephone Number (Area Code)/Fax Number	Lab Number	Page 1 of 2

City	State	Zip Code	Site Contact	Lab Contact
	FL			Danielle Harrington

Project Name and Location (State): FL26 / Vista

Carrier/Waybill Number:

Contract/Purchase Order/Quote No.: 28002729 - Semiannual GW Parameters June Dec*

Analysis (Attach list if more space is needed)

Sample I.D. No. and Description (Containers for each sample may be combined on one line)	Date	Time	Matrix: Air	Aqueous	Sed.	Soil	Containers & Preservatives: Unpres.	H2SO4	HNO3	HCl	NaOH	ZnAc/NaOH	NaS2O3	NH3	TDS/NO3(as N)/Cl	SO4.1	8260B	Total metals	Color/Alkalinity	Gross Alpha**					
MW-02B	12-16	1502		X			2	1	1	3			3	1	1	3	3	1	✓	1					
MW-01A	12-16	1428		X			2	1	1	3			3	1	1	3	3	1	✓	1					
MW-01B	12-16	1359		X			2	1	1	3			3	1	1	3	3	1	✓	1					
MW-05A	12-16	1326		X			2	1	1	3			3	1	1	3	3	1	✓	1					
MW-05B	12-16	1257		X			2	1	1	3			3	1	1	3	3	1	✓	1					
MW-04A	12-16	1222		X			2	1	1	3			3	1	1	3	3	1	✓	1					
MW-04B	12-16	1152		X			2	1	1	3			3	1	1	3	3	1	✓	1					
MW-2AR	12-16	1503		X			2	1	1	3			3	1	1	3	3	1	✓	1					
MW-FL3	12-16	1432		X			2	1	1	3			3	1	1	3	3	1	✓	1					
MW-07B	12-16	1351		X			2	1	1	3			3	1	1	3	3	1	✓	1					
MW-07A	12-16	1323		X			2	1	1	3			3	1	1	3	3	1	✓	1					
MW-03B	12-16	1223		X			2	1	1	3			3	1	1	3	3	1	✓	1					

Special Instructions/ Conditions of Receipt

* Log per event then add tests from "Al, Color, Mn, Gross Alpha" and "Annual Alkalinity-Dec" analysis groups

** Sub to TA St. Louis

Possible Hazard Identification: ☐ Non-Hazard ☐ Flammable ☐ Skin Irritant ☐ Poison B ☐ Unknown

Sample Disposal: ☐ Return To Client ☐ Disposal By Lab ☐ Archive For _____ Months (A fee may be assessed if samples are retained longer than 1 month)

Turn Around Time Required: ☐ 24 Hours ☐ 48 Hours ☐ 7 Days ☐ 14 Days ☐ 21 Days ☐ Other _____

QC Requirements (Specify)

	Date	Time		Date	Time
1. Relinquished By	12-16-10	1800	1. Received By	12/7/10	0930
2. Relinquished By			2. Received By		
3. Relinquished By			3. Received By		

Comments: GROSS ALPHA HAVE NOT BEEN FIELD PRESERVED

DISTRIBUTION: WHITE - Returned to Client with Report; CANARY - Stays with the Sample; PINK - Field Copy

Chain of Custody Record

Sampler ID _____

Temperature on Receipt _____

Drinking Water? Yes ☐ No ☐

TestAmerica

THE LEADER IN ENVIRONMENTAL TESTING

TAL-4124-280 (0508)

Client	Project Manager	Date	Chain of Custody Number
WM	SHEREE GRANT	12-16-10	128928
Address	Telephone Number (Area Code)/Fax Number	Lab Number	Page 2 of 2

City	State	Zip Code	Site Contact	Lab Contact
	FL			Danielle Harrington

Project Name and Location (State): FL26 | Vista

Carrier/Waybill Number:

Contract/Purchase Order/Quote No.: 28002729 - Semiannual GW Parameters June Dec*

Analysis (Attach list if more space is needed)

Sample I.D. No. and Description (Containers for each sample may be combined on one line)	Date	Time	Matrix: Air	Aqueous	Sed.	Soil	Containers & Preservatives: Unpres.	H2SO4	HNO3	HCl	NaOH	ZnAc/NaOH	NaOH/Hi	NH3	TDS/NO3(II)/Cl	SO4.1	8260B	Total Metals	Color/Alkalinity	Gross Alpha**						Special Instructions/ Conditions of Receipt
MW-03A	12-16	1148		X			2	1	1	3			3	1	1	3	3	1	✓	1						* Log per event then
MW-FL1	12-16	1255		X			2	1	1	3			3	1	1	3	3	1	✓	1						add tests from
TRIP	12-16	—		X						✓							✓									"Al, Color, Mn, Gross Alpha"
																										and "Annual Alkalinity-Dec"
																										analysis groups
																										** Sub to TA St. Louis

Possible Hazard Identification: ☐ Non-Hazard ☐ Flammable ☐ Skin Irritant ☐ Poison B ☐ Unknown

Sample Disposal: ☐ Return To Client ☐ Disposal By Lab ☐ Archive For _____ Months (A fee may be assessed if samples are retained longer than 1 month)

Turn Around Time Required: ☐ 24 Hours ☐ 48 Hours ☐ 7 Days ☐ 14 Days ☐ 21 Days ☐ Other _____

QC Requirements (Specify)

	Date	Time		Date	Time
1. Relinquished By [signature]	12-16-10	1800	1. Received By [signature]	12/7/10	0930
2. Relinquished By			2. Received By		
3. Relinquished By			3. Received By		

Comments

DISTRIBUTION: WHITE - Returned to Client with Report; CANARY - Stays with the Sample; PINK - Field Copy

Form FD 9000-24

GROUNDWATER SAMPLING LOG

SITE NAME: VISTA		SITE LOCATION: APOPKA, FL	
WELL NO: MW-2B	SAMPLE ID:		DATE: 12-16-10

PURGING DATA

WELL DIAMETER (inches): 2	TUBING DIAMETER (inches): 3/8	WELL SCREEN INTERVAL DEPTH 67.05 feet to 77.05 feet	STATIC DEPTH TO WATER (feet): 38.38	PURGE PUMP TYPE OR BAILER: BP

WELL ELEVATION TOC (ft NGVD): 88.46 GROUNDWATER ELEVATION (ft NGVD): 50.08

WELL VOLUME PURGE: 1 WELL VOLUME = (TOTAL WELL DEPTH – STATIC DEPTH TO WATER) X WELL CAPACITY
(only fill out if applicable) = (feet – feet) X gallons/foot = gallons

EQUIPMENT VOLUME PURGE: 1 EQUIPMENT VOL. = PUMP VOLUME + (TUBING CAPACITY X TUBING LENGTH) + FLOW CELL VOLUME
(only fill out if applicable) = 0.3 gallons + (0.006 gallons/foot X 77.05 feet) + 0.05 gallons = 0.81 gallons

INITIAL PUMP OR TUBING DEPTH IN WELL (feet): 72.05	FINAL PUMP OR TUBING DEPTH IN WELL (feet): 72.05	PURGING INITIATED AT: 1440	PURGING ENDED AT: 1502	TOTAL VOLUME PURGED (gallons): 6.38

TIME	VOLUME PURGED (gallons)	CUMUL. VOLUME PURGED (gallons)	PURGE RATE (gpm)	DEPTH TO WATER (feet)	pH (standard units)	TEMP. (°C)	COND. (circle units) µmhos/cm or µS/cm	DISSOLVED OXYGEN (circle units) mg/L or % saturation	TURBIDITY (NTUs)	ORP (mV)	COLOR	ODOR
1453	3.48	3.48	0.29	41.03	7.53	23.6	154	0.4	12.82	78		
1455	0.87	4.35	0.29	41.05	7.49	23.6	153	0.4	12.66	79		
1458	0.87	5.22	0.29	41.09	7.51	23.5	153	0.4	13.74	79		
1501	0.87	6.09	0.29	41.10	7.50	23.5	152	0.4	13.89	79	NONE	

WELL CAPACITY (Gallons Per Foot): 0.75" = 0.02; 1" = 0.04; 1.25" = 0.06; 2" = 0.16; 3" = 0.37; 4" = 0.65; 5" = 1.02; 6" = 1.47; 12" = 5.88
TUBING INSIDE DIA. CAPACITY (Gal./Ft.): 1/8" = 0.0006; 3/16" = 0.0014; 1/4" = 0.0026; 5/16" = 0.004; 3/8" = 0.006; 1/2" = 0.010; 5/8" = 0.016

PURGING EQUIPMENT CODES: B = Bailer; BP = Bladder Pump; ESP = Electric Submersible Pump; PP = Peristaltic Pump; O = Other (Specify)

SAMPLING DATA

SAMPLED BY (PRINT) / AFFILIATION: [illegible] / PRO-TECH	SAMPLER(S) SIGNATURE(S):	SAMPLING INITIATED AT: 1502	SAMPLING ENDED AT: NR

Form FD 9000-24

GROUNDWATER SAMPLING LOG

2

SITE NAME: VISTA		SITE LOCATION: APOPKA, FL	
WELL NO: MW-01A	SAMPLE ID:		DATE: 12-16-10

PURGING DATA

WELL DIAMETER (inches): 2	TUBING DIAMETER (inches): 3/8	WELL SCREEN INTERVAL DEPTH 59.7 feet to 69.7 feet	STATIC DEPTH TO WATER (feet): 46.13	PURGE PUMP TYPE OR BAILER: BP
WELL ELEVATION TOC (ft NGVD): 109.47		GROUNDWATER ELEVATION (ft NGVD): 46.13		

WELL VOLUME PURGE: 1 WELL VOLUME = (TOTAL WELL DEPTH – STATIC DEPTH TO WATER) X WELL CAPACITY
(only fill out if applicable)
= (feet – feet) X gallons/foot = gallons

EQUIPMENT VOLUME PURGE: 1 EQUIPMENT VOL. = PUMP VOLUME + (TUBING CAPACITY X TUBING LENGTH) + FLOW CELL VOLUME
(only fill out if applicable)
= 0.3 gallons + (0.006 gallons/foot X 69.71 feet) + 0.05 gallons = 0.77 gallons

INITIAL PUMP OR TUBING DEPTH IN WELL (feet): 64.71	FINAL PUMP OR TUBING DEPTH IN WELL (feet): 64.71	PURGING INITIATED AT: 1408	PURGING ENDED AT: 1428	TOTAL VOLUME PURGED (gallons): 5.60

TIME	VOLUME PURGED (gallons)	CUMUL. VOLUME PURGED (gallons)	PURGE RATE (gpm)	DEPTH TO WATER (feet)	pH (standard units)	TEMP. (°C)	COND. (circle units) µmhos/cm or µS/cm	DISSOLVED OXYGEN (circle units) mg/L or % saturation	TURBIDITY (NTUs)	ORP (mV)	COLOR	ODOR
1418	2.80	2.80	0.28	49.10	7.52	22.3	358	2.5	1.16	86		
1421	0.84	3.64	0.28	49.06	7.53	22.3	357	2.6	1.18	88		
1424	0.84	4.48	0.28	49.14	7.53	22.3	358	2.6	1.30	88		
1427	0.84	5.32	0.28	49.15	7.52	22.3	357	2.6	0.97	87	NONE	

WELL CAPACITY (Gallons Per Foot): 0.75" = 0.02; 1" = 0.04; 1.25" = 0.06; 2" = 0.16; 3" = 0.37; 4" = 0.65; 5" = 1.02; 6" = 1.47; 12" = 5.88
TUBING INSIDE DIA. CAPACITY (Gal./Ft.): 1/8" = 0.0006; 3/16" = 0.0014; 1/4" = 0.0026; 5/16" = 0.004; 3/8" = 0.006; 1/2" = 0.010; 5/8" = 0.016

PURGING EQUIPMENT CODES: B = Bailer; BP = Bladder Pump; ESP = Electric Submersible Pump; PP = Peristaltic Pump; O = Other (Specify)

SAMPLING DATA

SAMPLED BY (PRINT) / AFFILIATION: DAN ARMOUR / PRO-TECH	SAMPLER(S) SIGNATURE(S):	SAMPLING INITIATED AT: 1428	SAMPLING ENDED AT: NR
PUMP OR TUBING DEPTH IN WELL (feet): 64.71	TUBING MATERIAL CODE: T	FIELD-FILTERED: Y (N) µm Filtration Equipment Type:	FILTER SIZE:
FIELD DECONTAMINATION: PUMP Y (N)	TUBING Y (N) (replaced)	DUPLICATE: Y (N)	

SAMPLE CONTAINER SPECIFICATION				SAMPLE PRESERVATION			INTENDED ANALYSIS AND/OR METHOD	SAMPLE PUMP FLOW RATE (mL per minute)	SAMPLING EQUIPMENT CODE
SAMPLE ID CODE	# CONTAINERS	MATERIAL CODE	VOLUME	PRESERVATIVE USED	TOTAL VOL ADDED IN FIELD (mL)	FINAL pH			
	* SEE SAMPLE C-O-C AND BOTTLE ORDER WORK SHEET								

REMARKS:

MATERIAL CODES: AG = Amber Glass; CG = Clear Glass; PE = Polyethylene; PP = Polypropylene; S = Silicone; T = Teflon; O = Other (Specify)

SAMPLING EQUIPMENT CODES: APP = After Peristaltic Pump; B = Bailer; BP = Bladder Pump; ESP = Electric Submersible Pump; RFPP = Reverse Flow Peristaltic Pump; SM = Straw Method (Tubing Gravity Drain); O = Other (Specify)

NOTES: 1. The above do not constitute all of the information required by Chapter 62-160, F.A.C.
2. STABILIZATION CRITERIA FOR RANGE OF VARIATION OF LAST THREE CONSECUTIVE READINGS (SEE FS 2212, SECTION 3)
pH: ± 0.2 units Temperature: ± 0.2 °C Specific Conductance: ± 5% Dissolved Oxygen: all readings ≤ 20% saturation (see Table FS 2200-2); optionally, ± 0.2 mg/L or ± 10% (whichever is greater) Turbidity: all readings ≤ 20 NTU; optionally ± 5 NTU or ± 10% (whichever is greater)

Revision Date: February 12, 2009

32 1/2

Form FD 9000-24

GROUNDWATER SAMPLING LOG

3

SITE NAME: VISTA		SITE LOCATION: APOPKA, FL	
WELL NO: MW-01B	SAMPLE ID:		DATE: 12-16-10

PURGING DATA

WELL DIAMETER (inches): 2	TUBING DIAMETER (inches): 3/8	WELL SCREEN INTERVAL DEPTH 86.78 feet to 96.78 feet	STATIC DEPTH TO WATER (feet): 56.37	PURGE PUMP TYPE OR BAILER: BP
WELL ELEVATION TOC (ft NGVD): 109.53		GROUNDWATER ELEVATION (ft NGVD): 53.16		

WELL VOLUME PURGE: 1 WELL VOLUME = (TOTAL WELL DEPTH – STATIC DEPTH TO WATER) X WELL CAPACITY
(only fill out if applicable)
= (feet – feet) X gallons/foot = gallons

EQUIPMENT VOLUME PURGE: 1 EQUIPMENT VOL. = PUMP VOLUME + (TUBING CAPACITY X TUBING LENGTH) + FLOW CELL VOLUME
(only fill out if applicable)
= 0.3 gallons + (0.006 gallons/foot X 96.78 feet) + 0.05 gallons = 0.93 gallons 6.93

INITIAL PUMP OR TUBING DEPTH IN WELL (feet): 91.78	FINAL PUMP OR TUBING DEPTH IN WELL (feet): 91.78	PURGING INITIATED AT: 1338	PURGING ENDED AT: 1359	TOTAL VOLUME PURGED (gallons) 6.93

TIME	VOLUME PURGED (gallons)	CUMUL. VOLUME PURGED (gallons)	PURGE RATE (gpm)	DEPTH TO WATER (feet)	pH (standard units)	TEMP. (°C)	COND. (circle units) µmhos/cm or µS/cm	DISSOLVED OXYGEN (circle units) mg/L or % saturation	TURBIDITY (NTUs)	ORP (mV)	COLOR	ODOR
1349	3.63	3.69	0.33	54.86	7.49	22.7	178	0.4	2.06	81		
1352	0.99	4.62	0.33	54.88	7.45	22.8	178	0.5	1.86	79		
1355	0.99	5.61	0.33	54.90	7.48	22.8	178	0.4	1.55	79		
1358	0.99	6.60	0.33	54.91	7.49	22.8	178	0.5	1.52	75	NONE	

WELL CAPACITY (Gallons Per Foot): 0.75" = 0.02; 1" = 0.04; 1.25" = 0.06; 2" = 0.16; 3" = 0.37; 4" = 0.65; 5" = 1.02; 6" = 1.47; 12" = 5.88
TUBING INSIDE DIA. CAPACITY (Gal./Ft.): 1/8" = 0.0006; 3/16" = 0.0014; 1/4" = 0.0026; 5/16" = 0.004; 3/8" = 0.006; 1/2" = 0.010; 5/8" = 0.016

PURGING EQUIPMENT CODES: B = Bailer; BP = Bladder Pump; ESP = Electric Submersible Pump; PP = Peristaltic Pump; O = Other (Specify)

SAMPLING DATA

SAMPLED BY (PRINT) / AFFILIATION: DAN Armour / PRO-TECH	SAMPLER(S) SIGNATURE(S):	SAMPLING INITIATED AT: 1359	SAMPLING ENDED AT: NR
PUMP OR TUBING DEPTH IN WELL (feet): 91.78	TUBING MATERIAL CODE: T	FIELD-FILTERED: Y (N) µm Filtration Equipment Type:	FILTER SIZE:
FIELD DECONTAMINATION: PUMP Y (N)	TUBING Y (N) replaced)	DUPLICATE: Y (N)	

SAMPLE CONTAINER SPECIFICATION				SAMPLE PRESERVATION			INTENDED ANALYSIS AND/OR METHOD	SAMPLE PUMP FLOW RATE (mL per minute)	SAMPLING EQUIPMENT CODE
SAMPLE ID CODE	# CONTAINERS	MATERIAL CODE	VOLUME	PRESERVATIVE USED	TOTAL VOL ADDED IN FIELD (mL)	FINAL pH			
	* SEE SAMPLE C-O-C AND BOTTLE ORDER WORK SHEET								

REMARKS:

MATERIAL CODES: (Specify) AG = Amber Glass; CG = Clear Glass; PE = Polyethylene; PP = Polypropylene; S = Silicone; T = Teflon; O = Other

SAMPLING EQUIPMENT CODES: APP = After Peristaltic Pump; B = Bailer; BP = Bladder Pump; ESP = Electric Submersible Pump; RFPP = Reverse Flow Peristaltic Pump; SM = Straw Method (Tubing Gravity Drain); O = Other (Specify)

NOTES: 1. The above do not constitute all of the information required by Chapter 62-160, F.A.C.
2. STABILIZATION CRITERIA FOR RANGE OF VARIATION OF LAST THREE CONSECUTIVE READINGS (SEE FS 2212, SECTION 3)
pH: ± 0.2 units Temperature: ± 0.2 °C Specific Conductance: ± 5% Dissolved Oxygen: all readings ≤ 20% saturation (see Table FS 2200-2); optionally, ± 0.2 mg/L or ± 10% (whichever is greater) Turbidity: all readings ≤ 20 NTU; optionally ± 5 NTU or ± 10% (whichever is greater)

Revision Date: February 12, 2009

Form FD 9000-24

GROUNDWATER SAMPLING LOG

4

SITE NAME: VISTA		SITE LOCATION: APOPKA, FL	
WELL NO: MW-05A	SAMPLE ID:		DATE: 12-16-10

PURGING DATA

WELL DIAMETER (inches): 2	TUBING DIAMETER (inches): 1/4	WELL SCREEN INTERVAL DEPTH 23.08 feet to 43.08 feet	STATIC DEPTH TO WATER (feet): 30.42	PURGE PUMP TYPE OR BAILER: BP
WELL ELEVATION TOC (ft NGVD): 81.86			GROUNDWATER ELEVATION (ft NGVD): 51.44	

WELL VOLUME PURGE: 1 WELL VOLUME = (TOTAL WELL DEPTH – STATIC DEPTH TO WATER) X WELL CAPACITY
(only fill out if applicable)
= (feet – feet) X gallons/foot = gallons

EQUIPMENT VOLUME PURGE: 1 EQUIPMENT VOL. = PUMP VOLUME + (TUBING CAPACITY X TUBING LENGTH) + FLOW CELL VOLUME
(only fill out if applicable)
= 0.2 gallons + (0.0026 gallons/foot X 43.08 feet) + 0.05 gallons = 0.36 gallons

INITIAL PUMP OR TUBING DEPTH IN WELL (feet): 38.08	FINAL PUMP OR TUBING DEPTH IN WELL (feet): 38.08	PURGING INITIATED AT: 1307	PURGING ENDED AT: 1326	TOTAL VOLUME PURGED (gallons): 2.66

TIME	VOLUME PURGED (gallons)	CUMUL. VOLUME PURGED (gallons)	PURGE RATE (gpm)	DEPTH TO WATER (feet)	pH (standard units)	TEMP. (°C)	COND. (circle units) µmhos/cm or µS/cm	DISSOLVED OXYGEN (circle units) mg/L or % saturation	TURBIDITY (NTUs)	ORP (mV)	COLOR	ODOR
1316	1.26	1.26	0.14	33.22	4.74	25.3	71	2.0	4.30	247		
1319	0.42	1.68	0.14	33.17	4.71	25.3	71	2.0	3.76	249		
1322	0.42	2.10	0.14	33.20	4.72	25.3	71	2.0	2.44	250		
1325	0.42	2.52	0.14	33.20	4.72	25.3	71	2.0	3.50	252	NONE	

WELL CAPACITY (Gallons Per Foot): 0.75" = 0.02; 1" = 0.04; 1.25" = 0.06; 2" = 0.16; 3" = 0.37; 4" = 0.65; 5" = 1.02; 6" = 1.47; 12" = 5.88
TUBING INSIDE DIA. CAPACITY (Gal./Ft.): 1/8" = 0.0006; 3/16" = 0.0014; 1/4" = 0.0026; 5/16" = 0.004; 3/8" = 0.006; 1/2" = 0.010; 5/8" = 0.016

PURGING EQUIPMENT CODES: B = Bailer; BP = Bladder Pump; ESP = Electric Submersible Pump; PP = Peristaltic Pump; O = Other (Specify)

SAMPLING DATA

SAMPLED BY (PRINT) / AFFILIATION: DAN ARMOVA/PRO-TECH	SAMPLER(S) SIGNATURE(S):	SAMPLING INITIATED AT: 1326	SAMPLING ENDED AT: NR
PUMP OR TUBING DEPTH IN WELL (feet): 38.08	TUBING MATERIAL CODE: T	FIELD-FILTERED: Y (N) µm Filtration Equipment Type:	FILTER SIZE:
FIELD DECONTAMINATION: PUMP Y (N)	TUBING Y (N) (replaced)	DUPLICATE: Y (N)	

SAMPLE CONTAINER SPECIFICATION				SAMPLE PRESERVATION			INTENDED ANALYSIS AND/OR METHOD	SAMPLE PUMP FLOW RATE (mL per minute)	SAMPLING EQUIPMENT CODE
SAMPLE ID CODE	# CONTAINERS	MATERIAL CODE	VOLUME	PRESERVATIVE USED	TOTAL VOL ADDED IN FIELD (mL)	FINAL pH			
	* SEE SAMPLE C-O-C AND BOTTLE ORDER WORK SHEET								

REMARKS:

MATERIAL CODES: AG = Amber Glass; CG = Clear Glass; PE = Polyethylene; PP = Polypropylene; S = Silicone; T = Teflon; O = Other (Specify)

SAMPLING EQUIPMENT CODES: APP = After Peristaltic Pump; B = Bailer; BP = Bladder Pump; ESP = Electric Submersible Pump; RFPP = Reverse Flow Peristaltic Pump; SM = Straw Method (Tubing Gravity Drain); O = Other (Specify)

NOTES: 1. The above do not constitute all of the information required by Chapter 62-160, F.A.C.
2. STABILIZATION CRITERIA FOR RANGE OF VARIATION OF LAST THREE CONSECUTIVE READINGS (SEE FS 2212, SECTION 3)
pH: ± 0.2 units Temperature: ± 0.2 °C Specific Conductance: ± 5% Dissolved Oxygen: all readings ≤ 20% saturation (see Table FS 2200-2); optionally, ± 0.2 mg/L or ± 10% (whichever is greater) Turbidity: all readings ≤ 20 NTU; optionally ± 5 NTU or ± 10% (whichever is greater)

Revision Date: February 12, 2009

Form FD 9000-24

GROUNDWATER SAMPLING LOG

5

SITE NAME: VISTA | SITE LOCATION: APOPKA, FL

WELL NO: MW-05B | SAMPLE ID: | DATE: 12-16-10

PURGING DATA

WELL DIAMETER (inches): 2 | TUBING DIAMETER (inches): 3/8 | WELL SCREEN INTERVAL DEPTH 59.35 feet to 69.35 feet | STATIC DEPTH TO WATER (feet): 31.25 | PURGE PUMP TYPE OR BAILER: BP

WELL ELEVATION TOC (ft NGVD): 81.27 | GROUNDWATER ELEVATION (ft NGVD): 50.02

WELL VOLUME PURGE: 1 WELL VOLUME = (TOTAL WELL DEPTH – STATIC DEPTH TO WATER) X WELL CAPACITY
(only fill out if applicable)
= (feet – feet) X gallons/foot = gallons

EQUIPMENT VOLUME PURGE: 1 EQUIPMENT VOL. = PUMP VOLUME + (TUBING CAPACITY X TUBING LENGTH) + FLOW CELL VOLUME
(only fill out if applicable)
= 0.3 gallons + (0.006 gallons/foot X 69.35 feet) + 0.05 gallons = 0.78 gallons

INITIAL PUMP OR TUBING DEPTH IN WELL (feet): 64.35 | FINAL PUMP OR TUBING DEPTH IN WELL (feet): 64.35 | PURGING INITIATED AT: 1236 | PURGING ENDED AT: 1257 | TOTAL VOLUME PURGED (gallons) 6.09

TIME	VOLUME PURGED (gallons)	CUMUL. VOLUME PURGED (gallons)	PURGE RATE (gpm)	DEPTH TO WATER (feet)	pH (standard units)	TEMP. (°C)	COND. (circle units) µmhos/cm or µS/cm	DISSOLVED OXYGEN (circle units) mg/L or % saturation	TURBIDITY (NTUs)	ORP (mV)	COLOR	ODOR
1247	3.19	3.19	0.29	31.30	7.63	24.4	212	0.3	1.91	74		
1250	0.87	4.06	0.29	31.30	7.68	24.4	213	0.3	1.64	73		
1253	0.87	4.93	0.29	31.40	7.70	24.4	212	0.3	2.39	71		
1256	0.87	5.80	0.29	31.33	7.71	24.5	212	0.3	2.15	68	NONE	

WELL CAPACITY (Gallons Per Foot): 0.75" = 0.02; 1" = 0.04; 1.25" = 0.06; 2" = 0.16; 3" = 0.37; 4" = 0.65; 5" = 1.02; 6" = 1.47; 12" = 5.88
TUBING INSIDE DIA. CAPACITY (Gal./Ft.): 1/8" = 0.0006; 3/16" = 0.0014; 1/4" = 0.0026; 5/16" = 0.004; 3/8" = 0.006; 1/2" = 0.010; 5/8" = 0.016

PURGING EQUIPMENT CODES: B = Bailer; BP = Bladder Pump; ESP = Electric Submersible Pump; PP = Peristaltic Pump; O = Other (Specify)

SAMPLING DATA

SAMPLED BY (PRINT) / AFFILIATION: DAN ARMOUR / PRO-TECH | SAMPLER(S) SIGNATURE(S): [signature] | SAMPLING INITIATED AT: 1257 | SAMPLING ENDED AT: NR

PUMP OR TUBING DEPTH IN WELL (feet): 64.35 | TUBING MATERIAL CODE: T | FIELD-FILTERED: Y (N) µm Filtration Equipment Type: | FILTER SIZE:

FIELD DECONTAMINATION: PUMP Y (N) TUBING Y (N) (replaced) | DUPLICATE: Y (N)

SAMPLE CONTAINER SPECIFICATION				SAMPLE PRESERVATION			INTENDED ANALYSIS AND/OR METHOD	SAMPLE PUMP FLOW RATE (mL per minute)	SAMPLING EQUIPMENT CODE
SAMPLE ID CODE	# CONTAINERS	MATERIAL CODE	VOLUME	PRESERVATIVE USED	TOTAL VOL ADDED IN FIELD (mL)	FINAL pH			
	* SEE SAMPLE C-O-C AND BOTTLE ORDER WORK SHEET								

REMARKS:

MATERIAL CODES: AG = Amber Glass; CG = Clear Glass; PE = Polyethylene; PP = Polypropylene; S = Silicone; T = Teflon; O = Other (Specify)

SAMPLING EQUIPMENT CODES: APP = After Peristaltic Pump; B = Bailer; BP = Bladder Pump; ESP = Electric Submersible Pump; RFPP = Reverse Flow Peristaltic Pump; SM = Straw Method (Tubing Gravity Drain); O = Other (Specify)

NOTES: 1. The above do not constitute all of the information required by Chapter 62-160, F.A.C.
2. STABILIZATION CRITERIA FOR RANGE OF VARIATION OF LAST THREE CONSECUTIVE READINGS (SEE FS 2212, SECTION 3)
pH: ± 0.2 units Temperature: ± 0.2 °C Specific Conductance: ± 5% Dissolved Oxygen: all readings ≤ 20% saturation (see Table FS 2200-2); optionally, ± 0.2 mg/L or ± 10% (whichever is greater) Turbidity: all readings ≤ 20 NTU; optionally ± 5 NTU or ± 10% (whichever is greater)

Revision Date: February 12, 2009

Form FD 9000-24

GROUNDWATER SAMPLING LOG

6

SITE NAME: VISTA		SITE LOCATION: APOPKA, FL	
WELL NO: MW-4A	SAMPLE ID:		DATE: 12-16-10

PURGING DATA

WELL DIAMETER (inches): 2	TUBING DIAMETER (inches): 1/4	WELL SCREEN INTERVAL DEPTH 26.65 feet to 46.65 feet	STATIC DEPTH TO WATER (feet): 31.31	PURGE PUMP TYPE OR BAILER: BP
WELL ELEVATION TOC (ft NGVD): 82.04			GROUNDWATER ELEVATION (ft NGVD): 50.73	

WELL VOLUME PURGE: 1 WELL VOLUME = (TOTAL WELL DEPTH – STATIC DEPTH TO WATER) X WELL CAPACITY
(only fill out if applicable)
= (feet – feet) X gallons/foot = gallons

EQUIPMENT VOLUME PURGE: 1 EQUIPMENT VOL. = PUMP VOLUME + (TUBING CAPACITY X TUBING LENGTH) + FLOW CELL VOLUME
(only fill out if applicable)
= 0.2 gallons + (0.0026 gallons/foot X 46.65 feet) + 0.05 gallons = 0.37 gallons

INITIAL PUMP OR TUBING DEPTH IN WELL (feet): 41.65	FINAL PUMP OR TUBING DEPTH IN WELL (feet): 41.65	PURGING INITIATED AT: 1203	PURGING ENDED AT: 1222	TOTAL VOLUME PURGED (gallons): 2.66

TIME	VOLUME PURGED (gallons)	CUMUL. VOLUME PURGED (gallons)	PURGE RATE (gpm)	DEPTH TO WATER (feet)	pH (standard units)	TEMP. (°C)	COND. (circle units) µmhos/cm or µS/cm	DISSOLVED OXYGEN (circle units) mg/L or % saturation	TURBIDITY (NTUs)	ORP (mV)	COLOR	ODOR
1212	1.26	1.26	0.14	32.28	5.15	25.0	67	1.1	2.67	230		
1215	0.42	1.68	0.14	32.34	5.14	24.9	67	1.1	3.81	225		
1218	0.42	2.10	0.14	32.35	5.14	24.9	67	1.2	3.51	222		
1221	0.42	2.52	0.14	32.31	5.14	24.9	67	1.1	3.45	223	NONE	

WELL CAPACITY (Gallons Per Foot): 0.75" = 0.02; 1" = 0.04; 1.25" = 0.06; 2" = 0.16; 3" = 0.37; 4" = 0.65; 5" = 1.02; 6" = 1.47; 12" = 5.88
TUBING INSIDE DIA. CAPACITY (Gal./Ft.): 1/8" = 0.0006; 3/16" = 0.0014; 1/4" = 0.0026; 5/16" = 0.004; 3/8" = 0.006; 1/2" = 0.010; 5/8" = 0.016

PURGING EQUIPMENT CODES: B = Bailer; BP = Bladder Pump; ESP = Electric Submersible Pump; PP = Peristaltic Pump; O = Other (Specify)

SAMPLING DATA

SAMPLED BY (PRINT) / AFFILIATION: DAN ARMBUR/PRO-TECH	SAMPLER(S) SIGNATURE(S):	SAMPLING INITIATED AT: 1222	SAMPLING ENDED AT: NR
PUMP OR TUBING DEPTH IN WELL (feet): 41.65	TUBING MATERIAL CODE: T	FIELD-FILTERED: Y (N) µm Filtration Equipment Type:	FILTER SIZE:
FIELD DECONTAMINATION: PUMP Y (N)	TUBING Y (N)(replaced)	DUPLICATE: Y (N)	

SAMPLE CONTAINER SPECIFICATION				SAMPLE PRESERVATION			INTENDED ANALYSIS AND/OR METHOD	SAMPLE PUMP FLOW RATE (mL per minute)	SAMPLING EQUIPMENT CODE
SAMPLE ID CODE	# CONTAINERS	MATERIAL CODE	VOLUME	PRESERVATIVE USED	TOTAL VOL ADDED IN FIELD (mL)	FINAL pH			
	* SEE SAMPLE C-O-C AND BOTTLE ORDER WORK SHEET								

REMARKS:

MATERIAL CODES: AG = Amber Glass; CG = Clear Glass; PE = Polyethylene; PP = Polypropylene; S = Silicone; T = Teflon; O = Other (Specify)

SAMPLING EQUIPMENT CODES: APP = After Peristaltic Pump; B = Bailer; BP = Bladder Pump; ESP = Electric Submersible Pump; RFPP = Reverse Flow Peristaltic Pump; SM = Straw Method (Tubing Gravity Drain); O = Other (Specify)

NOTES: 1. The above do not constitute all of the information required by Chapter 62-160, F.A.C.
2. STABILIZATION CRITERIA FOR RANGE OF VARIATION OF LAST THREE CONSECUTIVE READINGS (SEE FS 2212, SECTION 3)
pH: ± 0.2 units Temperature: ± 0.2 °C Specific Conductance: ± 5% Dissolved Oxygen: all readings ≤ 20% saturation (see Table FS 2200-2); optionally, ± 0.2 mg/L or ± 10% (whichever is greater) Turbidity: all readings ≤ 20 NTU; optionally ± 5 NTU or ± 10% (whichever is greater)

Revision Date: February 12, 2009

Form FD 9000-24

GROUNDWATER SAMPLING LOG

7

SITE NAME: VISTA		SITE LOCATION: APOPKA, FL	
WELL NO: MW-4B	SAMPLE ID:		DATE: 12-16-10

PURGING DATA

WELL DIAMETER (inches): 2	TUBING DIAMETER (inches): 3/8	WELL SCREEN INTERVAL DEPTH 63.00 feet to 73.00 feet	STATIC DEPTH TO WATER (feet): 31.45	PURGE PUMP TYPE OR BAILER: BP
WELL ELEVATION TOC (ft NGVD): 83.18			GROUNDWATER ELEVATION (ft NGVD): 51.73	

WELL VOLUME PURGE: 1 WELL VOLUME = (TOTAL WELL DEPTH – STATIC DEPTH TO WATER) X WELL CAPACITY
(only fill out if applicable)
= (feet – feet) X gallons/foot = gallons

EQUIPMENT VOLUME PURGE: 1 EQUIPMENT VOL. = PUMP VOLUME + (TUBING CAPACITY X TUBING LENGTH) + FLOW CELL VOLUME
(only fill out if applicable)
= 0.3 gallons + (0.006 gallons/foot X 73.00 feet) + 0.05 gallons = 0.79 gallons

INITIAL PUMP OR TUBING DEPTH IN WELL (feet): 68.00	FINAL PUMP OR TUBING DEPTH IN WELL (feet): 68.00	PURGING INITIATED AT: 1131	PURGING ENDED AT: 1152	TOTAL VOLUME PURGED (gallons): 6.09

TIME	VOLUME PURGED (gallons)	CUMUL. VOLUME PURGED (gallons)	PURGE RATE (gpm)	DEPTH TO WATER (feet)	pH (standard units)	TEMP. (°C)	COND. (circle units) µmhos/cm or µS/cm	DISSOLVED OXYGEN (circle units) mg/L or % saturation	TURBIDITY (NTUs)	ORP (mV)	COLOR	ODOR
1142	3.19	3.19	0.29	33.51	5.46	24.6	47	0.8	12.81	220		
1145	0.87	4.06	0.29	33.54	5.48	24.5	47	0.8	10.33	220		
1148	0.87	4.93	0.29	33.50	5.44	24.6	47	0.8	9.81	220		
1151	0.87	5.80	0.29	33.56	5.44	24.6	47	0.8	9.76	222	NONE	

WELL CAPACITY (Gallons Per Foot): 0.75" = 0.02; 1" = 0.04; 1.25" = 0.06; 2" = 0.16; 3" = 0.37; 4" = 0.65; 5" = 1.02; 6" = 1.47; 12" = 5.88
TUBING INSIDE DIA. CAPACITY (Gal./Ft.): 1/8" = 0.0006; 3/16" = 0.0014; 1/4" = 0.0026; 5/16" = 0.004; 3/8" = 0.006; 1/2" = 0.010; 5/8" = 0.016

PURGING EQUIPMENT CODES: B = Bailer; BP = Bladder Pump; ESP = Electric Submersible Pump; PP = Peristaltic Pump; O = Other (Specify)

SAMPLING DATA

SAMPLED BY (PRINT) / AFFILIATION: DAN ARMOUR / PRO-TECH	SAMPLER(S) SIGNATURE(S):	SAMPLING INITIATED AT: 1152	SAMPLING ENDED AT: NR
PUMP OR TUBING DEPTH IN WELL (feet): 68.00	TUBING MATERIAL CODE: T	FIELD-FILTERED: Y (N) µm Filtration Equipment Type:	FILTER SIZE:
FIELD DECONTAMINATION: PUMP Y (N)	TUBING Y (N) (replaced)	DUPLICATE: Y (N)	

SAMPLE CONTAINER SPECIFICATION				SAMPLE PRESERVATION			INTENDED ANALYSIS AND/OR METHOD	SAMPLE PUMP FLOW RATE (mL per minute)	SAMPLING EQUIPMENT CODE
SAMPLE ID CODE	# CONTAINERS	MATERIAL CODE	VOLUME	PRESERVATIVE USED	TOTAL VOL ADDED IN FIELD (mL)	FINAL pH			
	* SEE SAMPLE C-O-C AND BOTTLE ORDER WORK SHEET								

REMARKS:

MATERIAL CODES: AG = Amber Glass; CG = Clear Glass; PE = Polyethylene; PP = Polypropylene; S = Silicone; T = Teflon; O = Other (Specify)

SAMPLING EQUIPMENT CODES: APP = After Peristaltic Pump; B = Bailer; BP = Bladder Pump; ESP = Electric Submersible Pump; RFPP = Reverse Flow Peristaltic Pump; SM = Straw Method (Tubing Gravity Drain); O = Other (Specify)

NOTES: 1. The above do not constitute all of the information required by Chapter 62-160, F.A.C.
2. STABILIZATION CRITERIA FOR RANGE OF VARIATION OF LAST THREE CONSECUTIVE READINGS (SEE FS 2212, SECTION 3)
pH: ± 0.2 units Temperature: ± 0.2 °C Specific Conductance: ± 5% Dissolved Oxygen: all readings ≤ 20% saturation (see Table FS 2200-2); optionally, ± 0.2 mg/L or ± 10% (whichever is greater) Turbidity: all readings ≤ 20 NTU; optionally ± 5 NTU or ± 10% (whichever is greater)

Revision Date: February 12, 2009

Form FD 9000-24

GROUNDWATER SAMPLING LOG

8

SITE NAME: VISTA		SITE LOCATION: APOPKA, FL	
WELL NO: MW-2AR	SAMPLE ID:		DATE: 12/16/2010

PURGING DATA

WELL DIAMETER (inches): 2	TUBING DIAMETER (inches): 1/4	WELL SCREEN INTERVAL DEPTH 31.06 feet to 41.06 feet	STATIC DEPTH TO WATER (feet): 35.61	PURGE PUMP TYPE OR BAILER: BP
WELL ELEVATION TOC (ft NGVD): 87.22		GROUNDWATER ELEVATION (ft NGVD): 51.61		

WELL VOLUME PURGE: 1 WELL VOLUME = (TOTAL WELL DEPTH – STATIC DEPTH TO WATER) X WELL CAPACITY
(only fill out if applicable)
= (feet – feet) X gallons/foot = gallons

EQUIPMENT VOLUME PURGE: 1 EQUIPMENT VOL. = PUMP VOLUME + (TUBING CAPACITY X TUBING LENGTH) + FLOW CELL VOLUME
(only fill out if applicable)
= 0.2 gallons + (0.0026 gallons/foot X 41.06 feet) + 0.05 gallons = 0.36 gallons

INITIAL PUMP OR TUBING DEPTH IN WELL (feet): 36.06	FINAL PUMP OR TUBING DEPTH IN WELL (feet): 36.06	PURGING INITIATED AT: 1443	PURGING ENDED AT: 1502		TOTAL VOLUME PURGED (gallons) 2.85

TIME	VOLUME PURGED (gallons)	CUMUL. VOLUME PURGED (gallons)	PURGE RATE (gpm)	DEPTH TO WATER (feet)	pH (standard units)	TEMP. (°C)	COND. (circle units) µmhos/cm or µS/cm	DISSOLVED OXYGEN (circle units) mg/L or % saturation	TURBIDITY (NTUs)	ORP (mV)	COLOR	ODOR
1453	1.50	1.50	0.15	36.56	5.02	22.7	44	2.8	1.90	-8.9		
1456	0.45	1.95	0.15	36.59	5.05	22.7	43	2.8	1.85	-7.3		
1459	0.45	2.40	0.15	36.61	5.05	22.8	43	2.7	1.88	-7.0		
1502	0.45	2.85	0.15	36.62	5.06	22.7	44	2.7	1.90	-6.5	None	

WELL CAPACITY (Gallons Per Foot): 0.75" = 0.02; 1" = 0.04; 1.25" = 0.06; 2" = 0.16; 3" = 0.37; 4" = 0.65; 5" = 1.02; 6" = 1.47; 12" = 5.88
TUBING INSIDE DIA. CAPACITY (Gal./Ft.): 1/8" = 0.0006; 3/16" = 0.0014; 1/4" = 0.0026; 5/16" = 0.004; 3/8" = 0.006; 1/2" = 0.010; 5/8" = 0.016

PURGING EQUIPMENT CODES: B = Bailer; BP = Bladder Pump; ESP = Electric Submersible Pump; PP = Peristaltic Pump; O = Other (Specify)

SAMPLING DATA

SAMPLED BY (PRINT) / AFFILIATION: BEN RAMJEAWAN / PRO-TECH	SAMPLER(S) SIGNATURE(S): for BEN RAMJEAWAN	SAMPLING INITIATED AT: 1503	SAMPLING ENDED AT: NR
PUMP OR TUBING DEPTH IN WELL (feet): 36.06	TUBING MATERIAL CODE: T	FIELD-FILTERED: Y (N) µm Filtration Equipment Type:	FILTER SIZE:
FIELD DECONTAMINATION: PUMP Y (N)	TUBING Y (N) (replaced)	DUPLICATE: Y (N)	

SAMPLE CONTAINER SPECIFICATION				SAMPLE PRESERVATION			INTENDED ANALYSIS AND/OR METHOD	SAMPLE PUMP FLOW RATE (mL per minute)	SAMPLING EQUIPMENT CODE
SAMPLE ID CODE	# CONTAINERS	MATERIAL CODE	VOLUME	PRESERVATIVE USED	TOTAL VOL ADDED IN FIELD (mL)	FINAL pH			
	X SEE SAMPLE COLLECT AND BOTTLE ORDER WORKSHEET								

REMARKS:

MATERIAL CODES: AG = Amber Glass; CG = Clear Glass; PE = Polyethylene; PP = Polypropylene; S = Silicone; T = Teflon; O = Other (Specify)

SAMPLING EQUIPMENT CODES: APP = After Peristaltic Pump; B = Bailer; BP = Bladder Pump; ESP = Electric Submersible Pump; RFPP = Reverse Flow Peristaltic Pump; SM = Straw Method (Tubing Gravity Drain); O = Other (Specify)

NOTES: 1. The above do not constitute all of the information required by Chapter 62-160, F.A.C.
2. STABILIZATION CRITERIA FOR RANGE OF VARIATION OF LAST THREE CONSECUTIVE READINGS (SEE FS 2212, SECTION 3)
pH: ± 0.2 units Temperature: ± 0.2 °C Specific Conductance: ± 5% Dissolved Oxygen: all readings ≤ 20% saturation (see Table FS 2200-2); optionally, ± 0.2 mg/L or ± 10% (whichever is greater) Turbidity: all readings ≤ 20 NTU; optionally ± 5 NTU or ± 10% (whichever is greater)

Revision Date: February 12, 2009

Form FD 9000-24

GROUNDWATER SAMPLING LOG

9

SITE NAME: VISTA		SITE LOCATION: APOPKA, FL	
WELL NO: MW - FL3	SAMPLE ID:		DATE: 12/16/2010

PURGING DATA

WELL DIAMETER (inches): 2	TUBING DIAMETER (inches): 3/8	WELL SCREEN INTERVAL DEPTH: 131.1 feet to 142.1 feet	STATIC DEPTH TO WATER (feet): 47.51		PURGE PUMP TYPE OR BAILER: BP
WELL ELEVATION TOC (ft NGVD): 97.49			GROUNDWATER ELEVATION (ft NGVD): 49.98		

WELL VOLUME PURGE: 1 WELL VOLUME = (TOTAL WELL DEPTH – STATIC DEPTH TO WATER) X WELL CAPACITY
(only fill out if applicable)
= (feet – feet) X gallons/foot = gallons

EQUIPMENT VOLUME PURGE: 1 EQUIPMENT VOL. = PUMP VOLUME + (TUBING CAPACITY X TUBING LENGTH) + FLOW CELL VOLUME
(only fill out if applicable)
= 0.3 gallons + (0.006 gallons/foot X 142.10 feet) + 0.05 gallons = 1.20 gallons

INITIAL PUMP OR TUBING DEPTH IN WELL (feet): 137.10	FINAL PUMP OR TUBING DEPTH IN WELL (feet): 137.10	PURGING INITIATED AT: 1406	PURGING ENDED AT: 1431		TOTAL VOLUME PURGED (gallons): 5.25

TIME	VOLUME PURGED (gallons)	CUMUL. VOLUME PURGED (gallons)	PURGE RATE (gpm)	DEPTH TO WATER (feet)	pH (standard units)	TEMP. (°C)	COND. (circle units) ~~mmhos/cm~~ or µS/cm	DISSOLVED OXYGEN (circle units) mg/L or % saturation	TURBIDITY (NTUs)	ORP (mV)	COLOR	ODOR
1416	0.2.50	2.50	0.25	47.51	7.51	23.4	311	0.2	3.23	-302		
1421	1.25	3.75	0.25	47.51	7.50	23.6	252	0.1	2.79	-297.		
1426	1.25	5.00	0.25	47.51	7.43	23.3	252	0.0	2.16	-298.		
1431	1.25	5.25	0.25	47.51	7.46	23.3	252	0.0	1.97	-296.	NONE	

WELL CAPACITY (Gallons Per Foot): 0.75" = 0.02; 1" = 0.04; 1.25" = 0.06; 2" = 0.16; 3" = 0.37; 4" = 0.65; 5" = 1.02; 6" = 1.47; 12" = 5.88
TUBING INSIDE DIA. CAPACITY (Gal./Ft.): 1/8" = 0.0006; 3/16" = 0.0014; 1/4" = 0.0026; 5/16" = 0.004; 3/8" = 0.006; 1/2" = 0.010; 5/8" = 0.016

PURGING EQUIPMENT CODES: B = Bailer; BP = Bladder Pump; ESP = Electric Submersible Pump; PP = Peristaltic Pump; O = Other (Specify)

SAMPLING DATA

SAMPLED BY (PRINT) / AFFILIATION: BEN RAMJEAWAN / PRO-TECH	SAMPLER(S) SIGNATURE(S): Ben Ramjeawan	SAMPLING INITIATED AT: 1432	SAMPLING ENDED AT: NR
PUMP OR TUBING DEPTH IN WELL (feet): 137.10	TUBING MATERIAL CODE: T	FIELD-FILTERED: Y (N) µm Filtration Equipment Type:	FILTER SIZE:

Form FD 9000-24

GROUNDWATER SAMPLING LOG

10

SITE NAME: VISTA		SITE LOCATION: APOPKA, FL	
WELL NO: MW-7B	SAMPLE ID:		DATE: 12/16/2010

PURGING DATA

WELL DIAMETER (inches): 2	TUBING DIAMETER (inches): 1/4	WELL SCREEN INTERVAL DEPTH: 81.7 feet to 91.7 feet	STATIC DEPTH TO WATER (feet): 57.50		PURGE PUMP TYPE OR BAILER: BP
WELL ELEVATION TOC (ft NGVD): 109.13			GROUNDWATER ELEVATION (ft NGVD): 51.63		

WELL VOLUME PURGE: 1 WELL VOLUME = (TOTAL WELL DEPTH – STATIC DEPTH TO WATER) X WELL CAPACITY
(only fill out if applicable)
= (feet – feet) X gallons/foot = gallons

EQUIPMENT VOLUME PURGE: 1 EQUIPMENT VOL. = PUMP VOLUME + (TUBING CAPACITY X TUBING LENGTH) + FLOW CELL VOLUME
(only fill out if applicable)
= 0.2 gallons + (0.0026 gallons/foot X 91.70 feet) + 0.05 gallons = 0.49 gallons

INITIAL PUMP OR TUBING DEPTH IN WELL (feet): 86.70	FINAL PUMP OR TUBING DEPTH IN WELL (feet): 86.70	PURGING INITIATED AT: 1330	PURGING ENDED AT: 1350	TOTAL VOLUME PURGED (gallons): 3.80

TIME	VOLUME PURGED (gallons)	CUMUL. VOLUME PURGED (gallons)	PURGE RATE (gpm)	DEPTH TO WATER (feet)	pH (standard units)	TEMP. (°C)	COND. (circle units) µmhos/cm or µS/cm	DISSOLVED OXYGEN (circle units) mg/L or % saturation	TURBIDITY (NTUs)	ORP (mV)	COLOR	ODOR
1341	2.09	2.09	0.19	58.42	7.59	22.9	156	1.9	2.60	-51.9		
1344	0.57	2.66	0.19	58.43	7.56	22.9	156	1.9	2.43	-48.9		
1347	0.57	3.23	0.19	58.45	7.57	22.9	156	1.9	2.33	-47.1		
1350	0.57	3.80	0.19	58.46	7.58	22.9	156	1.9	2.30	-46.3	CLEAR	

WELL CAPACITY (Gallons Per Foot): 0.75" = 0.02; 1" = 0.04; 1.25" = 0.06; 2" = 0.16; 3" = 0.37; 4" = 0.65; 5" = 1.02; 6" = 1.47; 12" = 5.88
TUBING INSIDE DIA. CAPACITY (Gal./Ft.): 1/8" = 0.0006; 3/16" = 0.0014; 1/4" = 0.0026; 5/16" = 0.004; 3/8" = 0.006; 1/2" = 0.010; 5/8" = 0.016

PURGING EQUIPMENT CODES: B = Bailer; BP = Bladder Pump; ESP = Electric Submersible Pump; PP = Peristaltic Pump; O = Other (Specify)

SAMPLING DATA

SAMPLED BY (PRINT) / AFFILIATION: BEN RAMGEANWAN / PRO-TECH	SAMPLER(S) SIGNATURE(S): Ben Ramgeanwan	SAMPLING INITIATED AT: 1351	SAMPLING ENDED AT: NR
PUMP OR TUBING DEPTH IN WELL (feet): 86.70	TUBING MATERIAL CODE: T	FIELD-FILTERED: Y (N) µm Filtration Equipment Type:	FILTER SIZE:
FIELD DECONTAMINATION: PUMP Y (N)	TUBING Y (N) (replaced)	DUPLICATE: Y (N)	

SAMPLE CONTAINER SPECIFICATION				SAMPLE PRESERVATION			INTENDED ANALYSIS AND/OR METHOD	SAMPLE PUMP FLOW RATE (mL per minute)	SAMPLING EQUIPMENT CODE
SAMPLE ID CODE	# CONTAINERS	MATERIAL CODE	VOLUME	PRESERVATIVE USED	TOTAL VOL ADDED IN FIELD (mL)	FINAL pH			
	* SEE SAMPLE C-O-C AND BOTTLE ORDER WORK SHEET								

REMARKS:

MATERIAL CODES: AG = Amber Glass; CG = Clear Glass; PE = Polyethylene; PP = Polypropylene; S = Silicone; T = Teflon; O = Other (Specify)

SAMPLING EQUIPMENT CODES: APP = After Peristaltic Pump; B = Bailer; BP = Bladder Pump; ESP = Electric Submersible Pump; RFPP = Reverse Flow Peristaltic Pump; SM = Straw Method (Tubing Gravity Drain); O = Other (Specify)

NOTES: 1. The above do not constitute all of the information required by Chapter 62-160, F.A.C.
2. STABILIZATION CRITERIA FOR RANGE OF VARIATION OF LAST THREE CONSECUTIVE READINGS (SEE FS 2212, SECTION 3)
pH: ± 0.2 units Temperature: ± 0.2 °C Specific Conductance: ± 5% Dissolved Oxygen: all readings ≤ 20% saturation (see Table FS 2200-2); optionally, ± 0.2 mg/L or ± 10% (whichever is greater) Turbidity: all readings ≤ 20 NTU; optionally ± 5 NTU or ± 10% (whichever is greater)

Revision Date: February 12, 2009

Form FD 9000-24

GROUNDWATER SAMPLING LOG

II

SITE NAME: VISTA		SITE LOCATION: APOPKA, FL	
WELL NO: MW-7A	SAMPLE ID:		DATE: 12/16/2010

PURGING DATA

WELL DIAMETER (inches): 2	TUBING DIAMETER (inches): 1/4	WELL SCREEN INTERVAL DEPTH 51.03 feet to 71.03 feet	STATIC DEPTH TO WATER (feet): 44.63		PURGE PUMP TYPE OR BAILER: BP
WELL ELEVATION TOC (ft NGVD): 109.26			GROUNDWATER ELEVATION (ft NGVD): 64.63		

WELL VOLUME PURGE: 1 WELL VOLUME = (TOTAL WELL DEPTH – STATIC DEPTH TO WATER) X WELL CAPACITY
(only fill out if applicable)
= (feet – feet) X gallons/foot = gallons

EQUIPMENT VOLUME PURGE: 1 EQUIPMENT VOL. = PUMP VOLUME + (TUBING CAPACITY X TUBING LENGTH) + FLOW CELL VOLUME
(only fill out if applicable)
= 0.2 gallons + (0.0026 gallons/foot X 71.03 feet) + 0.05 gallons = 0.43 gallons

INITIAL PUMP OR TUBING DEPTH IN WELL (feet): 66.03	FINAL PUMP OR TUBING DEPTH IN WELL (feet): 66.03	PURGING INITIATED AT: 1300	PURGING ENDED AT: 1322	TOTAL VOLUME PURGED (gallons): 3.48

TIME	VOLUME PURGED (gallons)	CUMUL. VOLUME PURGED (gallons)	PURGE RATE (gpm)	DEPTH TO WATER (feet)	pH (standard units)	TEMP. (°C)	COND. (circle units) mmhos/cm or µS/cm	DISSOLVED OXYGEN (circle units) mg/L or % saturation	TURBIDITY (NTUs)	ORP (mV)	COLOR	ODOR
1310	1.80	1.80	0.18	46.58	7.08	24.8	304	2.6	2.13	-37.2		
1313	0.42	2.22	0.18	46.60	7.08	24.9	304	2.5	1.87	-38.4		
1316	0.42	2.64	0.18	46.61	7.08	25.0	305	2.4	1.80	-38.3		
1319	0.42	3.06	0.18	46.61	7.08	24.9	305	2.4	1.71	-38.9		
1322	0.42	3.48	0.18	46.62	7.08	25.0	304	2.4	1.66	-39.2	CLEAR	

WELL CAPACITY (Gallons Per Foot): 0.75" = 0.02; 1" = 0.04; 1.25" = 0.06; 2" = 0.16; 3" = 0.37; 4" = 0.65; 5" = 1.02; 6" = 1.47; 12" = 5.88
TUBING INSIDE DIA. CAPACITY (Gal./Ft.): 1/8" = 0.0006; 3/16" = 0.0014; 1/4" = 0.0026; 5/16" = 0.004; 3/8" = 0.006; 1/2" = 0.010; 5/8" = 0.016

PURGING EQUIPMENT CODES: B = Bailer; BP = Bladder Pump; ESP = Electric Submersible Pump; PP = Peristaltic Pump; O = Other (Specify)

SAMPLING DATA

SAMPLED BY (PRINT) / AFFILIATION: BEN RAMJEEWAN / PRO-TECH	SAMPLER(S) SIGNATURE(S): Ben Ramjeawan	SAMPLING INITIATED AT: 1323	SAMPLING ENDED AT: NR
PUMP OR TUBING DEPTH IN WELL (feet): 66.03	TUBING MATERIAL CODE: T	FIELD-FILTERED: Y (N) µm Filtration Equipment Type:	FILTER SIZE:
FIELD DECONTAMINATION: PUMP Y (N)	TUBING Y (N) (replaced)	DUPLICATE: Y (N)	

SAMPLE CONTAINER SPECIFICATION				SAMPLE PRESERVATION			INTENDED ANALYSIS AND/OR METHOD	SAMPLE PUMP FLOW RATE (mL per minute)	SAMPLING EQUIPMENT CODE
SAMPLE ID CODE	# CONTAINERS	MATERIAL CODE	VOLUME	PRESERVATIVE USED	TOTAL VOL ADDED IN FIELD (mL)	FINAL pH			
	* SEE SAMPLE C-O-C AND BOTTLE ORDER WORK SHEET								

REMARKS:

MATERIAL CODES: AG = Amber Glass; CG = Clear Glass; PE = Polyethylene; PP = Polypropylene; S = Silicone; T = Teflon; O = Other (Specify)

SAMPLING EQUIPMENT CODES: APP = After Peristaltic Pump; B = Bailer; BP = Bladder Pump; ESP = Electric Submersible Pump; RFPP = Reverse Flow Peristaltic Pump; SM = Straw Method (Tubing Gravity Drain); O = Other (Specify)

NOTES: 1. The above do not constitute all of the information required by Chapter 62-160, F.A.C.
2. STABILIZATION CRITERIA FOR RANGE OF VARIATION OF LAST THREE CONSECUTIVE READINGS (SEE FS 2212, SECTION 3)
pH: ± 0.2 units Temperature: ± 0.2 °C Specific Conductance: ± 5% Dissolved Oxygen: all readings ≤ 20% saturation (see Table FS 2200-2); optionally, ± 0.2 mg/L or ± 10% (whichever is greater) Turbidity: all readings ≤ 20 NTU; optionally ± 5 NTU or ± 10% (whichever is greater)

Revision Date: February 12, 2009

Form FD 9000-24

GROUNDWATER SAMPLING LOG

12

SITE NAME: VISTA		SITE LOCATION: APOPKA, FL	
WELL NO: MW-03B	SAMPLE ID:		DATE: 12/16/2010

PURGING DATA

WELL DIAMETER (inches): 2	TUBING DIAMETER (inches): 3/8	WELL SCREEN INTERVAL DEPTH 80.30 feet to 85.30 feet	STATIC DEPTH TO WATER (feet): 42.78		PURGE PUMP TYPE OR BAILER: BP
WELL ELEVATION TOC (ft NGVD): 93.06			GROUNDWATER ELEVATION (ft NGVD): 50.28		

WELL VOLUME PURGE: 1 WELL VOLUME = (TOTAL WELL DEPTH – STATIC DEPTH TO WATER) X WELL CAPACITY
(only fill out if applicable)
= (feet – feet) X gallons/foot = gallons

EQUIPMENT VOLUME PURGE: 1 EQUIPMENT VOL. = PUMP VOLUME + (TUBING CAPACITY X TUBING LENGTH) + FLOW CELL VOLUME
(only fill out if applicable)
= 0.3 gallons + (0.006 gallons/foot X 85.30 feet) + 0.05 gallons = 0.86 gallons

INITIAL PUMP OR TUBING DEPTH IN WELL (feet): 82.80	FINAL PUMP OR TUBING DEPTH IN WELL (feet): 82.80	PURGING INITIATED AT: 1200	PURGING ENDED AT: 1222		TOTAL VOLUME PURGED (gallons): 4.27

TIME	VOLUME PURGED (gallons)	CUMUL. VOLUME PURGED (gallons)	PURGE RATE (gpm)	DEPTH TO WATER (feet)	pH (standard units)	TEMP. (°C)	COND. (circle units) mmhos/cm or µS/cm	DISSOLVED OXYGEN (circle units) mg/L or % saturation	TURBIDITY (NTUs)	ORP (mV)	COLOR	ODOR
1210	2.10	2.10	0.22	43.65	6.22	23.9	104	2.1	4.98	-12.5		
1214	0.88	2.98	0.22	43.67	6.32	23.5	110	2.1	3.29	-15.3		
1218	0.88	3.86	0.22	43.69	6.36	23.8	118	2.1	3.04	-13.6		
1222	0.88	4.27	0.22	43.70	6.37	23.9	122	2.1	3.11	-13.7	NONE	

WELL CAPACITY (Gallons Per Foot): 0.75" = 0.02; 1" = 0.04; 1.25" = 0.06; 2" = 0.16; 3" = 0.37; 4" = 0.65; 5" = 1.02; 6" = 1.47; 12" = 5.88
TUBING INSIDE DIA. CAPACITY (Gal./Ft.): 1/8" = 0.0006; 3/16" = 0.0014; 1/4" = 0.0026; 5/16" = 0.004; 3/8" = 0.006; 1/2" = 0.010; 5/8" = 0.016

PURGING EQUIPMENT CODES: B = Bailer; BP = Bladder Pump; ESP = Electric Submersible Pump; PP = Peristaltic Pump; O = Other (Specify)

SAMPLING DATA

SAMPLED BY (PRINT) / AFFILIATION: BEN RAMPERSAUD / PRO-TECH	SAMPLER(S) SIGNATURE(S): Ben Ramperaud	SAMPLING INITIATED AT: 1223	SAMPLING ENDED AT: NR
PUMP OR TUBING DEPTH IN WELL (feet): 82.80	TUBING MATERIAL CODE: T	FIELD-FILTERED: Y (N) µm Filtration Equipment Type:	FILTER SIZE:
FIELD DECONTAMINATION: PUMP Y (N)	TUBING Y (N) replaced)	DUPLICATE: Y (N)	

SAMPLE CONTAINER SPECIFICATION				SAMPLE PRESERVATION			INTENDED ANALYSIS AND/OR METHOD	SAMPLE PUMP FLOW RATE (mL per minute)	SAMPLING EQUIPMENT CODE
SAMPLE ID CODE	# CONTAINERS	MATERIAL CODE	VOLUME	PRESERVATIVE USED	TOTAL VOL ADDED IN FIELD (mL)	FINAL pH			
	* SEE SAMPLE			C-O-C	AND	BOTTLE	ORDER	WORK	SHEET

REMARKS:

MATERIAL CODES: AG = Amber Glass; CG = Clear Glass; PE = Polyethylene; PP = Polypropylene; S = Silicone; T = Teflon; O = Other (Specify)

SAMPLING EQUIPMENT CODES: APP = After Peristaltic Pump; B = Bailer; BP = Bladder Pump; ESP = Electric Submersible Pump; RFPP = Reverse Flow Peristaltic Pump; SM = Straw Method (Tubing Gravity Drain); O = Other (Specify)

NOTES: 1. The above do not constitute all of the information required by Chapter 62-160, F.A.C.
2. STABILIZATION CRITERIA FOR RANGE OF VARIATION OF LAST THREE CONSECUTIVE READINGS (SEE FS 2212, SECTION 3)
pH: ± 0.2 units Temperature: ± 0.2 °C Specific Conductance: ± 5% Dissolved Oxygen: all readings ≤ 20% saturation (see Table FS 2200-2); optionally, ± 0.2 mg/L or ± 10% (whichever is greater) Turbidity: all readings ≤ 20 NTU; optionally ± 5 NTU or ± 10% (whichever is greater)

Revision Date: February 12, 2009

Form FD 9000-24

GROUNDWATER SAMPLING LOG

13

SITE NAME: VISTA		SITE LOCATION: APOPKA, FL	
WELL NO: MW-03A	SAMPLE ID:		DATE: 12/16/2010

PURGING DATA

WELL DIAMETER (inches): 2	TUBING DIAMETER (inches): 1/4	WELL SCREEN INTERVAL DEPTH: 50.2 feet to 60.2 feet	STATIC DEPTH TO WATER (feet): 42.65		PURGE PUMP TYPE OR BAILER: BP
WELL ELEVATION TOC (ft NGVD):		GROUNDWATER ELEVATION (ft NGVD):			

WELL VOLUME PURGE: 1 WELL VOLUME = (TOTAL WELL DEPTH – STATIC DEPTH TO WATER) X WELL CAPACITY
(only fill out if applicable)
= (feet – feet) X gallons/foot = gallons

EQUIPMENT VOLUME PURGE: 1 EQUIPMENT VOL. = PUMP VOLUME + (TUBING CAPACITY X TUBING LENGTH) + FLOW CELL VOLUME
(only fill out if applicable)
= 0.2 gallons + (0.0026 gallons/foot X 60.20 feet) + 0.05 gallons = 0.41 gallons

INITIAL PUMP OR TUBING DEPTH IN WELL (feet): 55.20	FINAL PUMP OR TUBING DEPTH IN WELL (feet): 55.20	PURGING INITIATED AT: 1130	PURGING ENDED AT: 1147		TOTAL VOLUME PURGED (gallons): 2.55

TIME	VOLUME PURGED (gallons)	CUMUL. VOLUME PURGED (gallons)	PURGE RATE (gpm)	DEPTH TO WATER (feet)	pH (standard units)	TEMP. (°C)	COND. (circle units) µmhos/cm or µS/cm	DISSOLVED OXYGEN (circle units) mg/L or % saturation	TURBIDITY (NTUs)	ORP (mV)	COLOR	ODOR
1138	1.20	1.20	0.15	42.65	6.25	23.5	85	2.8	4.51	-19.4		
1141	0.45	1.65	0.15	42.65	6.22	23.6	84	2.8	2.97	-20.5		
1144	0.45	2.10	0.15	42.65	6.27	23.8	85	2.8	2.93	-20.8		
1147	0.45	2.55	0.15	42.65	6.26	23.8	85	2.8	2.80	-19.6	NONE	

WELL CAPACITY (Gallons Per Foot): 0.75" = 0.02; 1" = 0.04; 1.25" = 0.06; 2" = 0.16; 3" = 0.37; 4" = 0.65; 5" = 1.02; 6" = 1.47; 12" = 5.88
TUBING INSIDE DIA. CAPACITY (Gal./Ft.): 1/8" = 0.0006; 3/16" = 0.0014; 1/4" = 0.0026; 5/16" = 0.004; 3/8" = 0.006; 1/2" = 0.010; 5/8" = 0.016
PURGING EQUIPMENT CODES: B = Bailer; BP = Bladder Pump; ESP = Electric Submersible Pump; PP = Peristaltic Pump; O = Other (Specify)

SAMPLING DATA

SAMPLED BY (PRINT) / AFFILIATION: BEN RAMTEAWAN / PRO-TECH	SAMPLER(S) SIGNATURE(S): for BEN RAMTEAWAN	SAMPLING INITIATED AT: 1148		SAMPLING ENDED AT: NR
PUMP OR TUBING DEPTH IN WELL (feet): 55.20	TUBING MATERIAL CODE: T		FIELD-FILTERED: Y (N) µm Filtration Equipment Type:	FILTER SIZE:
FIELD DECONTAMINATION: PUMP Y (N)	TUBING Y (N) (replaced)		DUPLICATE: Y (N)	

SAMPLE CONTAINER SPECIFICATION				SAMPLE PRESERVATION			INTENDED ANALYSIS AND/OR METHOD	SAMPLE PUMP FLOW RATE (mL per minute)	SAMPLING EQUIPMENT CODE
SAMPLE ID CODE	# CONTAINERS	MATERIAL CODE	VOLUME	PRESERVATIVE USED	TOTAL VOL ADDED IN FIELD (mL)	FINAL pH			
	* SEE SAMPLE LOG AND BOTTLE ORDER WORKSHEET								

REMARKS:

MATERIAL CODES: AG = Amber Glass; CG = Clear Glass; PE = Polyethylene; PP = Polypropylene; S = Silicone; T = Teflon; O = Other (Specify)

SAMPLING EQUIPMENT CODES: APP = After Peristaltic Pump; B = Bailer; BP = Bladder Pump; ESP = Electric Submersible Pump; RFPP = Reverse Flow Peristaltic Pump; SM = Straw Method (Tubing Gravity Drain); O = Other (Specify)

NOTES: 1. The above do not constitute all of the information required by Chapter 62-160, F.A.C.
2. STABILIZATION CRITERIA FOR RANGE OF VARIATION OF LAST THREE CONSECUTIVE READINGS (SEE FS 2212, SECTION 3)
pH: ± 0.2 units Temperature: ± 0.2 °C Specific Conductance: ± 5% Dissolved Oxygen: all readings ≤ 20% saturation (see Table FS 2200-2); optionally, ± 0.2 mg/L or ± 10% (whichever is greater) Turbidity: all readings ≤ 20 NTU; optionally ± 5 NTU or ± 10% (whichever is greater)

Revision Date: February 12, 2009

Form FD 9000-24

GROUNDWATER SAMPLING LOG

14

SITE NAME: VISTA		SITE LOCATION: APOPKA, FL	
WELL NO: MW-FL1	SAMPLE ID:		DATE: 12/16/2010

PURGING DATA

WELL DIAMETER (inches): 2	TUBING DIAMETER (inches): 3/8	WELL SCREEN INTERVAL DEPTH: 118.88 feet to 128.88 feet	STATIC DEPTH TO WATER (feet): 42.88	PURGE PUMP TYPE OR BAILER: BP

WELL ELEVATION TOC (ft NGVD): 93.16 | GROUNDWATER ELEVATION (ft NGVD): 50.28

WELL VOLUME PURGE: 1 WELL VOLUME = (TOTAL WELL DEPTH – STATIC DEPTH TO WATER) X WELL CAPACITY
(only fill out if applicable)
= (feet – feet) X gallons/foot = gallons

EQUIPMENT VOLUME PURGE: 1 EQUIPMENT VOL. = PUMP VOLUME + (TUBING CAPACITY X TUBING LENGTH) + FLOW CELL VOLUME
(only fill out if applicable)
= 0.3 gallons + (0.006 gallons/foot X 128.88 feet) + 0.05 gallons = 1.12 gallons

INITIAL PUMP OR TUBING DEPTH IN WELL (feet): 123.88	FINAL PUMP OR TUBING DEPTH IN WELL (feet): 123.88	PURGING INITIATED AT: 1230	PURGING ENDED AT: 1254	TOTAL VOLUME PURGED (gallons): 5.52

TIME	VOLUME PURGED (gallons)	CUMUL. VOLUME PURGED (gallons)	PURGE RATE (gpm)	DEPTH TO WATER (feet)	pH (standard units)	TEMP. (°C)	COND. (circle units) ~~mmhos/cm~~ or µS/cm	DISSOLVED OXYGEN (circle units) ~~mg/L or~~ % saturation	TURBIDITY (NTUs)	ORP (mV)	COLOR	ODOR
1239	2.07	2.07	0.23	42.93	7.54	23.8	256	2.4	12.2	-35.8		
1244	1.15	3.22	0.23	42.93	7.54	23.8	256	2.4	9.3	-35.6		
1249	1.15	4.37	0.23	42.93	7.55	23.8	257	2.4	8.7	-35.6		
1254	1.15	5.52	0.23	42.93	7.56	23.7	255	2.4	8.6	-35.4	NONE	

WELL CAPACITY (Gallons Per Foot): 0.75" = 0.02; 1" = 0.04; 1.25" = 0.06; 2" = 0.16; 3" = 0.37; 4" = 0.65; 5" = 1.02; 6" = 1.47; 12" = 5.88
TUBING INSIDE DIA. CAPACITY (Gal./Ft.): 1/8" = 0.0006; 3/16" = 0.0014; 1/4" = 0.0026; 5/16" = 0.004; 3/8" = 0.006; 1/2" = 0.010; 5/8" = 0.016

PURGING EQUIPMENT CODES: B = Bailer; BP = Bladder Pump; ESP = Electric Submersible Pump; PP = Peristaltic Pump; O = Other (Specify)

SAMPLING DATA

SAMPLED BY (PRINT) / AFFILIATION: BEN RAMJEAWAN / PRO-TECH	SAMPLER(S) SIGNATURE(S): Ben Ramjeawan	SAMPLING INITIATED AT: 1255	SAMPLING ENDED AT: NR
PUMP OR TUBING DEPTH IN WELL (feet): 123.88	TUBING MATERIAL CODE: T	FIELD-FILTERED: Y (N) µm Filtration Equipment Type:	FILTER SIZE:

FIELD DECONTAMINATION: PUMP Y (N) TUBING Y (N) (replaced) | DUPLICATE: Y (N)

SAMPLE CONTAINER SPECIFICATION				SAMPLE PRESERVATION			INTENDED ANALYSIS AND/OR METHOD	SAMPLE PUMP FLOW RATE (mL per minute)	SAMPLING EQUIPMENT CODE
SAMPLE ID CODE	# CONTAINERS	MATERIAL CODE	VOLUME	PRESERVATIVE USED	TOTAL VOL ADDED IN FIELD (mL)	FINAL pH			
	* SEE SAMPLE C-O-C AND BOTTLE ORDER WORK SHEET								

REMARKS:

MATERIAL CODES: AG = Amber Glass; CG = Clear Glass; PE = Polyethylene; PP = Polypropylene; S = Silicone; T = Teflon; O = Other (Specify)

SAMPLING EQUIPMENT CODES: APP = After Peristaltic Pump; B = Bailer; BP = Bladder Pump; ESP = Electric Submersible Pump; RFPP = Reverse Flow Peristaltic Pump; SM = Straw Method (Tubing Gravity Drain); O = Other (Specify)

NOTES: 1. The above do not constitute all of the information required by Chapter 62-160, F.A.C.
2. STABILIZATION CRITERIA FOR RANGE OF VARIATION OF LAST THREE CONSECUTIVE READINGS (SEE FS 2212, SECTION 3)
pH: ± 0.2 units Temperature: ± 0.2 °C Specific Conductance: ± 5% Dissolved Oxygen: all readings ≤ 20% saturation (see Table FS 2200-2); optionally, ± 0.2 mg/L or ± 10% (whichever is greater) Turbidity: all readings ≤ 20 NTU; optionally ± 5 NTU or ± 10% (whichever is greater)

Revision Date: February 12, 2009

Chain of Custody Record

1.9 102
No 12/18

Sampler ID _____

Temperature on Receipt _____

Drinking Water? Yes ☐ No ☐

TestAmerica
THE LEADER IN ENVIRONMENTAL TESTING

TAL-4124-280 (0508)

Client: WM	Project Manager: SHEREE GRANT	Date: 12/17/2010	Chain of Custody Number: 128929
Address:	Telephone Number (Area Code)/Fax Number:	Lab Number: DENVER - CO	Page 1 of 1
City:	State: FL	Zip Code:	Site Contact:
Lab Contact: Danielle Harrington			
Project Name and Location (State): FL26/ Vista	Carrier/Waybill Number: FEDEX		
Contract/Purchase Order/Quote No.: 28002729 - Annual Leachate			

Analysis (Attach list if more space is needed)

Sample I.D. No. and Description (Containers for each sample may be combined on one line)	Date	Time	Matrix: Air	Aqueous	Sed.	Soil		Containers & Preservatives: Unpres.	H2SO4	HNO3	HCl	NaOH	ZnAc/NaOH		8081A/8082	8270C/8151A	8260B	CN (9012A)	Sulfide	SO4.1	NH3/COD	TDS/NO3(IC)/Cl/Alk	Total Metals	BOD			Special Instructions/ Conditions of Receipt
L-1	12/17/10	100		✓				8	2	1	3	1	1	3	✓	✓	✓	✓	✓	✓	✓	✓	✓	✓			
TRIP				✓													✓										

Possible Hazard Identification
☐ Non-Hazard ☐ Flammable ☐ Skin Irritant ☐ Poison B ☐ Unknown

Sample Disposal
☐ Return To Client ☐ Disposal By Lab ☐ Archive For _____ Months (A fee may be assessed if samples are retained longer than 1 month)

Turn Around Time Required
☐ 24 Hours ☐ 48 Hours ☐ 7 Days ☐ 14 Days ☐ 21 Days ☐ Other _____

QC Requirements (Specify)

	Date	Time		Date	Time
1. Relinquished By: Ben Ramjeawa	12/17/2010	1700	1. Received By: [signature]	12/18/10	1200
2. Relinquished By:			2. Received By:		
3. Relinquished By:			3. Received By:		

Comments

DISTRIBUTION: WHITE - Returned to Client with Report; CANARY - Stays with the Sample; PINK - Field Copy

Form FD 9000-24

GROUNDWATER SAMPLING LOG

SITE NAME: VISTA		SITE LOCATION: APOPKA, F	
WELL NO: (LEACHATE) L-1	SAMPLE ID:		DATE: 12/17/2010

PURGING DATA

WELL DIAMETER (inches): NA	TUBING DIAMETER (inches): NA	WELL SCREEN INTERVAL DEPTH: — feet to — feet	STATIC DEPTH TO WATER (feet): NA	PURGE PUMP TYPE OR BAILER: SAMPLE PORT
WELL ELEVATION TOC (ft NGVD):		GROUNDWATER ELEVATION (ft NGVD):		

WELL VOLUME PURGE: 1 WELL VOLUME = (TOTAL WELL DEPTH – STATIC DEPTH TO WATER) X WELL CAPACITY
(only fill out if applicable)
= (feet – feet) X gallons/foot = gallons

EQUIPMENT VOLUME PURGE: 1 EQUIPMENT VOL. = PUMP VOLUME + (TUBING CAPACITY X TUBING LENGTH) + FLOW CELL VOLUME
(only fill out if applicable)
= gallons + (gallons/foot X feet) + gallons = gallons

INITIAL PUMP OR TUBING DEPTH IN WELL (feet): NA	FINAL PUMP OR TUBING DEPTH IN WELL (feet): NA	PURGING INITIATED AT: NA	PURGING ENDED AT: NA	TOTAL VOLUME PURGED (gallons): NA

TIME	VOLUME PURGED (gallons)	CUMUL. VOLUME PURGED (gallons)	PURGE RATE (gpm)	DEPTH TO WATER (feet)	pH (standard units)	TEMP. (°C)	COND. (circle units) ~~µmhos/cm~~ or µS/cm	DISSOLVED OXYGEN (circle units) mg/L or % saturation	TURBIDITY (NTUs)	ORP (mV)	COLOR	ODOR
1000	NA	NA	NA	NA	6.23	23.0	1860	0.3	53.2		LT. BROWN	

WELL CAPACITY (Gallons Per Foot): 0.75" = 0.02; 1" = 0.04; 1.25" = 0.06; 2" = 0.16; 3" = 0.37; 4" = 0.65; 5" = 1.02; 6" = 1.47; 12" = 5.88
TUBING INSIDE DIA. CAPACITY (Gal./Ft.): 1/8" = 0.0006; 3/16" = 0.0014; 1/4" = 0.0026; 5/16" = 0.004; 3/8" = 0.006; 1/2" = 0.010; 5/8" = 0.016

PURGING EQUIPMENT CODES: B = Bailer; BP = Bladder Pump; ESP = Electric Submersible Pump; PP = Peristaltic Pump; O = Other (Specify)

SAMPLING DATA

SAMPLED BY (PRINT) / AFFILIATION: BEN RAMSEWAW/PRO-TECH	SAMPLER(S) SIGNATURE(S): Ben Ramsewaw	SAMPLING INITIATED AT: 1000	SAMPLING ENDED AT: NR
PUMP OR TUBING DEPTH IN WELL (feet): NA	TUBING MATERIAL CODE: NA	FIELD-FILTERED: Y (N) µm Filtration Equipment Type:	FILTER SIZE:
FIELD DECONTAMINATION: PUMP Y (N)	TUBING Y (N) (replaced)	DUPLICATE: Y (N)	

SAMPLE CONTAINER SPECIFICATION				SAMPLE PRESERVATION			INTENDED ANALYSIS AND/OR METHOD	SAMPLE PUMP FLOW RATE (mL per minute)	SAMPLING EQUIPMENT CODE
SAMPLE ID CODE	# CONTAINERS	MATERIAL CODE	VOLUME	PRESERVATIVE USED	TOTAL VOL ADDED IN FIELD (mL)	FINAL pH			
* SEE LEACHATE C-O-C AND BOTTLE ORDER WORKSHEET									

REMARKS:
SAMPLE COLLECTED FROM SAMPLE PORT ON LEACHATE SYSTEM

MATERIAL CODES: AG = Amber Glass; CG = Clear Glass; PE = Polyethylene; PP = Polypropylene; S = Silicone; T = Teflon; O = Other (Specify)

SAMPLING EQUIPMENT CODES: APP = After Peristaltic Pump; B = Bailer; BP = Bladder Pump; ESP = Electric Submersible Pump; RFPP = Reverse Flow Peristaltic Pump; SM = Straw Method (Tubing Gravity Drain); O = Other (Specify)

NOTES: 1. The above do not constitute all of the information required by Chapter 62-160, F.A.C.
2. STABILIZATION CRITERIA FOR RANGE OF VARIATION OF LAST THREE CONSECUTIVE READINGS (SEE FS 2212, SECTION 3)
pH: ± 0.2 units Temperature: ± 0.2 °C Specific Conductance: ± 5% Dissolved Oxygen: all readings ≤ 20% saturation (see Table FS 2200-2); optionally, ± 0.2 mg/L or ± 10% (whichever is greater) Turbidity: all readings ≤ 20 NTU; optionally ± 5 NTU or ± 10% (whichever is greater)

Revision Date: February 12, 2009

Chain of Custody Record

TAL-4124-280 (0508)

Sampler ID _____

Temperature on Receipt 2.2 3.8

Drinking Water? Yes ☐ No ☐ TP IR-1 12/18

TestAmerica

THE LEADER IN ENVIRONMENTAL TESTING

Client: WM	Project Manager: SHEREE GRANT	Date: 12/17/2010	Chain of Custody Number: 130762
Address:	Telephone Number (Area Code)/Fax Number:	Lab Number: ~~A~~ENDER -CO	Page 1 of 1
City:	State: FL	Zip Code:	Site Contact:
Lab Contact: D. HARRINGTON			
Project Name and Location (State): FL 26 / VISTA	Carrier/Waybill Number: FEDEX		
Contract/Purchase Order/Quote No.: 28002729- SEMI-ANNUAL/GW PARAMETERS JUNE, DEC			

Analysis (Attach list if more space is needed)

Sample I.D. No. and Description (Containers for each sample may be combined on one line)	Date	Time	Matrix: Air	Aqueous	Sed.	Soil		Containers & Preservatives: Unpres.	H2SO4	HNO3	HCl	NaOH	ZnAc/NaOH	NaTHO	NH3	TDS/NO3/Cl	SO4	8260B	TOTAL METALS	COLOR/ALK	GROSS ALPHA*						Special Instructions/ Conditions of Receipt
MW-8R	12/17/10	0730		✓			1	1	1	1	3			3	✓	✓	✓	✓	✓	✓	✓						*UNPRESERVED
MW-FLZR	12/17/10	0829		✓			1	1	1	1	3			3	✓	✓	✓	✓	✓	✓	✓						
MW-6AR	12/17/10	0907		✓			1	1	1	1	3			3	✓	✓	✓	✓	✓	✓	✓						
MW-6BR	12/17/10	0938		✓			1	1	1	1	3			3	✓	✓	✓	✓	✓	✓	✓						
FB	12/17/10	1030		✓			1	1	1	1	3			3	✓	✓	✓	✓	✓	✓	✓						
EB	12/17/10	1045		✓			1	1	1	1	3			3	✓	✓	✓	✓	✓	✓	✓						
TRIP				✓														✓									

Possible Hazard Identification: ☐ Non-Hazard ☐ Flammable ☐ Skin Irritant ☐ Poison B ☐ Unknown

Sample Disposal: ☐ Return To Client ☐ Disposal By Lab ☐ Archive For _____ Months (A fee may be assessed if samples are retained longer than 1 month)

Turn Around Time Required: ☐ 24 Hours ☐ 48 Hours ☐ 7 Days ☐ 14 Days ☐ 21 Days ☐ Other _____

QC Requirements (Specify)

	Date	Time		Date	Time
1. Relinquished By: Ben Ranjeawa	12/17/2010	1700	1. Received By: [signature]	12/18/10	1200
2. Relinquished By:			2. Received By:		
3. Relinquished By:			3. Received By:		

Comments: COOLER INCLUDES SAMPLE FROM PINE RIDGE MW-23

DISTRIBUTION: WHITE - Returned to Client with Report; CANARY - Stays with the Sample; PINK - Field Copy

Form FD 9000-24

GROUNDWATER SAMPLING LOG

SITE NAME: VISTA		SITE LOCATION: APOPKA, FL	
WELL NO: MW-8R	SAMPLE ID:		DATE: 12/17/2010

PURGING DATA

WELL DIAMETER (inches): 2	TUBING DIAMETER (inches): 1/4	WELL SCREEN INTERVAL DEPTH: 61.0 feet to 71.0 feet	STATIC DEPTH TO WATER (feet): 47.83	PURGE PUMP TYPE OR BAILER: ESP
WELL ELEVATION TOC (ft NGVD): 99.60		GROUNDWATER ELEVATION (ft NGVD): 51.77		

WELL VOLUME PURGE: 1 WELL VOLUME = (TOTAL WELL DEPTH – STATIC DEPTH TO WATER) X WELL CAPACITY
(only fill out if applicable)
= (feet – feet) X gallons/foot = gallons

EQUIPMENT VOLUME PURGE: 1 EQUIPMENT VOL. = PUMP VOLUME + (TUBING CAPACITY X TUBING LENGTH) + FLOW CELL VOLUME
(only fill out if applicable)
= 0.2 gallons + (0.0026 gallons/foot X 71.00 feet) + 0.05 gallons = 0.43 gallons

INITIAL PUMP OR TUBING DEPTH IN WELL (feet): 66.0	FINAL PUMP OR TUBING DEPTH IN WELL (feet): 66.0	PURGING INITIATED AT: 0710	PURGING ENDED AT: 0729	TOTAL VOLUME PURGED (gallons): 3.80

TIME	VOLUME PURGED (gallons)	CUMUL. VOLUME PURGED (gallons)	PURGE RATE (gpm)	DEPTH TO WATER (feet)	pH (standard units)	TEMP. (°C)	COND. (circle units) µmhos/cm or µS/cm	DISSOLVED OXYGEN (circle units) mg/L or % saturation	TURBIDITY (NTUs)	ORP (mV)	COLOR	ODOR
0720	2.00	2.00	0.20	48.10	7.03	20.3	215	4.2	2.83	-24.2		
0723	0.60	2.60	0.20	48.12	7.02	20.4	215	4.2	2.70	-24.4		
0726	0.60	3.20	0.20	48.13	7.02	20.6	217	4.1	2.66	-25.1		
0729	0.60	3.80	0.20	48.13	7.02	20.7	216	4.1	2.51	-25.9	NONE	

WELL CAPACITY (Gallons Per Foot): 0.75" = 0.02; 1" = 0.04; 1.25" = 0.06; 2" = 0.16; 3" = 0.37; 4" = 0.65; 5" = 1.02; 6" = 1.47; 12" = 5.88
TUBING INSIDE DIA. CAPACITY (Gal./Ft.): 1/8" = 0.0006; 3/16" = 0.0014; 1/4" = 0.0026; 5/16" = 0.004; 3/8" = 0.006; 1/2" = 0.010; 5/8" = 0.016

PURGING EQUIPMENT CODES: B = Bailer; BP = Bladder Pump; ESP = Electric Submersible Pump; PP = Peristaltic Pump; O = Other (Specify)

SAMPLING DATA

SAMPLED BY (PRINT) / AFFILIATION: BEN RAMSEAWAN / PRO-TECH	SAMPLER(S) SIGNATURE(S): Ben Ramseawan	SAMPLING INITIATED AT: 0730	SAMPLING ENDED AT: NR
PUMP OR TUBING DEPTH IN WELL (feet): 66.00	TUBING MATERIAL CODE: T	FIELD-FILTERED: Y (N) µm Filtration Equipment Type:	FILTER SIZE:
FIELD DECONTAMINATION: PUMP (Y) N	TUBING Y N (replaced)	DUPLICATE: Y (N)	

SAMPLE CONTAINER SPECIFICATION				SAMPLE PRESERVATION			INTENDED ANALYSIS AND/OR METHOD	SAMPLE PUMP FLOW RATE (mL per minute)	SAMPLING EQUIPMENT CODE
SAMPLE ID CODE	# CONTAINERS	MATERIAL CODE	VOLUME	PRESERVATIVE USED	TOTAL VOL ADDED IN FIELD (mL)	FINAL pH			
*	SEE	SAMPLE	C-O-C	AND	BOTTLE	ORDER	WORKSHEET		

REMARKS:

MATERIAL CODES: AG = Amber Glass; CG = Clear Glass; PE = Polyethylene; PP = Polypropylene; S = Silicone; T = Teflon; O = Other (Specify)

SAMPLING EQUIPMENT CODES: APP = After Peristaltic Pump; B = Bailer; BP = Bladder Pump; ESP = Electric Submersible Pump; RFPP = Reverse Flow Peristaltic Pump; SM = Straw Method (Tubing Gravity Drain); O = Other (Specify)

NOTES: 1. The above do not constitute all of the information required by Chapter 62-160, F.A.C.
2. STABILIZATION CRITERIA FOR RANGE OF VARIATION OF LAST THREE CONSECUTIVE READINGS (SEE FS 2212, SECTION 3)
pH: ± 0.2 units Temperature: ± 0.2 °C Specific Conductance: ± 5% Dissolved Oxygen: all readings ≤ 20% saturation (see Table FS 2200-2); optionally, ± 0.2 mg/L or ± 10% (whichever is greater) Turbidity: all readings ≤ 20 NTU; optionally ± 5 NTU or ± 10% (whichever is greater)

Revision Date: February 12, 2009

Form FD 9000-24

GROUNDWATER SAMPLING LOG

2

SITE NAME: VISTA		SITE LOCATION: APOPKA, FL	
WELL NO: MW - FL2R	SAMPLE ID:		DATE: 12/17/2010

PURGING DATA

WELL DIAMETER (inches): 2	TUBING DIAMETER (inches): 3/8	WELL SCREEN INTERVAL DEPTH: 123.93 feet to 133.93 feet	STATIC DEPTH TO WATER (feet): 33.60	PURGE PUMP TYPE OR BAILER: BP
WELL ELEVATION TOC (ft NGVD): 86.76		GROUNDWATER ELEVATION (ft NGVD): 53.16		

WELL VOLUME PURGE: 1 WELL VOLUME = (TOTAL WELL DEPTH – STATIC DEPTH TO WATER) X WELL CAPACITY
(only fill out if applicable)
= (feet – feet) X gallons/foot = gallons

EQUIPMENT VOLUME PURGE: 1 EQUIPMENT VOL. = PUMP VOLUME + (TUBING CAPACITY X TUBING LENGTH) + FLOW CELL VOLUME
(only fill out if applicable)
= 0.3 gallons + (0.006 gallons/foot X 133.93 feet) + 0.05 gallons = 1.15 gallons

INITIAL PUMP OR TUBING DEPTH IN WELL (feet): 128.93	FINAL PUMP OR TUBING DEPTH IN WELL (feet): 128.93	PURGING INITIATED AT: 0800	PURGING ENDED AT: 0828	TOTAL VOLUME PURGED (gallons): 6.72

TIME	VOLUME PURGED (gallons)	CUMUL. VOLUME PURGED (gallons)	PURGE RATE (gpm)	DEPTH TO WATER (feet)	pH (standard units)	TEMP. (°C)	COND. (circle units) µmhos/cm or µS/cm	DISSOLVED OXYGEN (circle units) mg/L or % saturation	TURBIDITY (NTUs)	ORP (mV)	COLOR	ODOR
0808	1.92	1.92	0.24	35.88	11.54	22.0	562	1.8	10.10	-83.8		
0813	1.20	3.12	0.24	35.90	11.54	21.9	559	1.8	6.19	-76.6		
0818	1.20	4.32	0.24	35.91	11.61	21.9	573	1.8	3.34	-77.5		
0823	1.20	5.52	0.24	35.92	11.63	21.9	568	1.7	2.43	-77.5		
0828	1.20	6.72	0.24	35.94	11.64	21.9	574	1.7	2.23	-77.9	NONE	

WELL CAPACITY (Gallons Per Foot): 0.75" = 0.02; 1" = 0.04; 1.25" = 0.06; 2" = 0.16; 3" = 0.37; 4" = 0.65; 5" = 1.02; 6" = 1.47; 12" = 5.88
TUBING INSIDE DIA. CAPACITY (Gal./Ft.): 1/8" = 0.0006; 3/16" = 0.0014; 1/4" = 0.0026; 5/16" = 0.004; 3/8" = 0.006; 1/2" = 0.010; 5/8" = 0.016

PURGING EQUIPMENT CODES: B = Bailer; BP = Bladder Pump; ESP = Electric Submersible Pump; PP = Peristaltic Pump; O = Other (Specify)

SAMPLING DATA

SAMPLED BY (PRINT) / AFFILIATION: BEN RAMJEAWAN / PRO-TECH	SAMPLER(S) SIGNATURE(S): for BEN RAMJEAWAN	SAMPLING INITIATED AT: 0829	SAMPLING ENDED AT: NR
PUMP OR TUBING DEPTH IN WELL (feet): 128.93	TUBING MATERIAL CODE: T	FIELD-FILTERED: Y (N) µm Filtration Equipment Type:	FILTER SIZE:
FIELD DECONTAMINATION: PUMP Y (N)	TUBING Y (N) (replaced)		DUPLICATE: Y (N)

SAMPLE CONTAINER SPECIFICATION				SAMPLE PRESERVATION			INTENDED ANALYSIS AND/OR METHOD	SAMPLE PUMP FLOW RATE (mL per minute)	SAMPLING EQUIPMENT CODE
SAMPLE ID CODE	# CONTAINERS	MATERIAL CODE	VOLUME	PRESERVATIVE USED	TOTAL VOL ADDED IN FIELD (mL)	FINAL pH			
	* SEE SAMPLE COC AND BOTTLE ORDER WORKSHEET								

REMARKS:

MATERIAL CODES: AG = Amber Glass; CG = Clear Glass; PE = Polyethylene; PP = Polypropylene; S = Silicone; T = Teflon; O = Other (Specify)

SAMPLING EQUIPMENT CODES: APP = After Peristaltic Pump; B = Bailer; BP = Bladder Pump; ESP = Electric Submersible Pump; RFPP = Reverse Flow Peristaltic Pump; SM = Straw Method (Tubing Gravity Drain); O = Other (Specify)

NOTES: 1. The above do not constitute all of the information required by Chapter 62-160, F.A.C.
2. STABILIZATION CRITERIA FOR RANGE OF VARIATION OF LAST THREE CONSECUTIVE READINGS (SEE FS 2212, SECTION 3)
pH: ± 0.2 units Temperature: ± 0.2 °C Specific Conductance: ± 5% Dissolved Oxygen: all readings ≤ 20% saturation (see Table FS 2200-2); optionally, ± 0.2 mg/L or ± 10% (whichever is greater) Turbidity: all readings ≤ 20 NTU; optionally ± 5 NTU or ± 10% (whichever is greater)

Revision Date: February 12, 2009

Form FD 9000-24

GROUNDWATER SAMPLING LOG

3

SITE NAME: VISTA		SITE LOCATION: APOPKA, FL	
WELL NO: MW-6AR	SAMPLE ID:		DATE: 12/17/2010

PURGING DATA

WELL DIAMETER (inches): 2	TUBING DIAMETER (inches): 1/4	WELL SCREEN INTERVAL DEPTH 52.35 feet to 72.35 feet	STATIC DEPTH TO WATER (feet): 53.97	PURGE PUMP TYPE OR BAILER: BP
WELL ELEVATION TOC (ft NGVD): 104.11		GROUNDWATER ELEVATION (ft NGVD): 50.14		

WELL VOLUME PURGE: 1 WELL VOLUME = (TOTAL WELL DEPTH – STATIC DEPTH TO WATER) X WELL CAPACITY
(only fill out if applicable)
= (feet – feet) X gallons/foot = gallons

EQUIPMENT VOLUME PURGE: 1 EQUIPMENT VOL. = PUMP VOLUME + (TUBING CAPACITY X TUBING LENGTH) + FLOW CELL VOLUME
(only fill out if applicable)
= 0.2 gallons + (0.0026 gallons/foot X 72.35 feet) + 0.05 gallons = 0.44 gallons

INITIAL PUMP OR TUBING DEPTH IN WELL (feet): 67.35	FINAL PUMP OR TUBING DEPTH IN WELL (feet): 67.35	PURGING INITIATED AT: 0845	PURGING ENDED AT: 0906	TOTAL VOLUME PURGED (gallons): 3.36

TIME	VOLUME PURGED (gallons)	CUMUL. VOLUME PURGED (gallons)	PURGE RATE (gpm)	DEPTH TO WATER (feet)	pH (standard units)	TEMP. (°C)	COND. (circle units) µmhos/cm or µS/cm	DISSOLVED OXYGEN (circle units) mg/L or % saturation	TURBIDITY (NTUs)	ORP (mV)	COLOR	ODOR
0857	1.92	1.92	0.16	52.02	5.75	23.2	181	1.7	2.39	59.1		
0900	0.48	2.40	0.16	52.03	5.71	23.3	182	1.7	0.56	49.5		
0903	0.48	2.88	0.16	52.03	5.74	23.2	182	1.7	0.53	44.6		
0906	0.48	3.36	0.16	52.04	5.70	23.3	182	1.7	0.48	43.2	NONE	

WELL CAPACITY (Gallons Per Foot): 0.75" = 0.02; 1" = 0.04; 1.25" = 0.06; 2" = 0.16; 3" = 0.37; 4" = 0.65; 5" = 1.02; 6" = 1.47; 12" = 5.88
TUBING INSIDE DIA. CAPACITY (Gal./Ft.): 1/8" = 0.0006; 3/16" = 0.0014; 1/4" = 0.0026; 5/16" = 0.004; 3/8" = 0.006; 1/2" = 0.010; 5/8" = 0.016

PURGING EQUIPMENT CODES: B = Bailer; BP = Bladder Pump; ESP = Electric Submersible Pump; PP = Peristaltic Pump; O = Other (Specify)

SAMPLING DATA

SAMPLED BY (PRINT) / AFFILIATION: BEN RAMGEAWA / PRO-TECH	SAMPLER(S) SIGNATURE(S): Ben Ramgeawa	SAMPLING INITIATED AT: 0907	SAMPLING ENDED AT: N/R
PUMP OR TUBING DEPTH IN WELL (feet): 67.35	TUBING MATERIAL CODE: T	FIELD-FILTERED: Y (N) µm Filtration Equipment Type:	FILTER SIZE:
FIELD DECONTAMINATION: PUMP Y (N)	TUBING Y (N) (replaced)	DUPLICATE: Y (N)	

SAMPLE CONTAINER SPECIFICATION				SAMPLE PRESERVATION			INTENDED ANALYSIS AND/OR METHOD	SAMPLE PUMP FLOW RATE (mL per minute)	SAMPLING EQUIPMENT CODE
SAMPLE ID CODE	# CONTAINERS	MATERIAL CODE	VOLUME	PRESERVATIVE USED	TOTAL VOL ADDED IN FIELD (mL)	FINAL pH			
	* SEE SAMPLE C-O-C AND BOTTLE ORDER WORK SHEET								

REMARKS:

MATERIAL CODES: AG = Amber Glass; CG = Clear Glass; PE = Polyethylene; PP = Polypropylene; S = Silicone; T = Teflon; O = Other (Specify)

SAMPLING EQUIPMENT CODES: APP = After Peristaltic Pump; B = Bailer; BP = Bladder Pump; ESP = Electric Submersible Pump; RFPP = Reverse Flow Peristaltic Pump; SM = Straw Method (Tubing Gravity Drain); O = Other (Specify)

NOTES: 1. The above do not constitute all of the information required by Chapter 62-160, F.A.C.
2. STABILIZATION CRITERIA FOR RANGE OF VARIATION OF LAST THREE CONSECUTIVE READINGS (SEE FS 2212, SECTION 3)
pH: ± 0.2 units Temperature: ± 0.2 °C Specific Conductance: ± 5% Dissolved Oxygen: all readings ≤ 20% saturation (see Table FS 2200-2); optionally, ± 0.2 mg/L or ± 10% (whichever is greater) Turbidity: all readings ≤ 20 NTU; optionally ± 5 NTU or ± 10% (whichever is greater)

Revision Date: February 12, 2009

Form FD 9000-24

GROUNDWATER SAMPLING LOG

4

SITE NAME: VISTA		SITE LOCATION: APOPKA, FL	
WELL NO: MW-6BR	SAMPLE ID:		DATE: 12/17/2010

PURGING DATA

WELL DIAMETER (inches): 2	TUBING DIAMETER (inches): 3/8	WELL SCREEN INTERVAL DEPTH 82.48 feet to 92.48 feet	STATIC DEPTH TO WATER (feet): 52.90	PURGE PUMP TYPE OR BAILER: BP

WELL ELEVATION TOC (ft NGVD): 103.99 GROUNDWATER ELEVATION (ft NGVD): 51.09

WELL VOLUME PURGE: 1 WELL VOLUME = (TOTAL WELL DEPTH – STATIC DEPTH TO WATER) X WELL CAPACITY
(only fill out if applicable)
= (feet – feet) X gallons/foot = gallons

EQUIPMENT VOLUME PURGE: 1 EQUIPMENT VOL. = PUMP VOLUME + (TUBING CAPACITY X TUBING LENGTH) + FLOW CELL VOLUME
(only fill out if applicable)
= 0.3 gallons + (0.006 gallons/foot X 92.48 feet) + 0.05 gallons = 0.90 gallons

INITIAL PUMP OR TUBING DEPTH IN WELL (feet): 87.48	FINAL PUMP OR TUBING DEPTH IN WELL (feet): 87.48	PURGING INITIATED AT: 0915	PURGING ENDED AT: 0937	TOTAL VOLUME PURGED (gallons): 5.28

TIME	VOLUME PURGED (gallons)	CUMUL. VOLUME PURGED (gallons)	PURGE RATE (gpm)	DEPTH TO WATER (feet)	pH (standard units)	TEMP. (°C)	COND. (circle units) mmhos/cm or µS/cm	DISSOLVED OXYGEN (circle units) mg/L or % saturation	TURBIDITY (NTUs)	ORP (mV)	COLOR	ODOR
0925	2.40	2.40	0.24	53.10	8.10	23.4	277	4.1	2.78	-27.0		
0929	0.96	3.36	0.24	53.10	8.14	23.3	276	4.0	1.13	-27.0		
0933	0.96	4.32	0.24	53.10	8.14	23.3	276	3.9	0.83	-27.1		
0937	0.96	5.28	0.24	53.10	8.17	23.1	277	3.8	0.72	-27.1	NONE	

WELL CAPACITY (Gallons Per Foot): 0.75" = 0.02; 1" = 0.04; 1.25" = 0.06; 2" = 0.16; 3" = 0.37; 4" = 0.65; 5" = 1.02; 6" = 1.47; 12" = 5.88
TUBING INSIDE DIA. CAPACITY (Gal./Ft.): 1/8" = 0.0006; 3/16" = 0.0014; 1/4" = 0.0026; 5/16" = 0.004; 3/8" = 0.006; 1/2" = 0.010; 5/8" = 0.016

PURGING EQUIPMENT CODES: B = Bailer; BP = Bladder Pump; ESP = Electric Submersible Pump; PP = Peristaltic Pump; O = Other (Specify)

SAMPLING DATA

SAMPLED BY (PRINT) / AFFILIATION: BEN RAMJEAUN / PRO-TECH	SAMPLER(S) SIGNATURE(S): Ben Ramjeaun	SAMPLING INITIATED AT: 0938	SAMPLING ENDED AT: NR
PUMP OR TUBING DEPTH IN WELL (feet): 87.48	TUBING MATERIAL CODE: T	FIELD-FILTERED: Y (N) µm Filtration Equipment Type:	FILTER SIZE:
FIELD DECONTAMINATION: PUMP Y (N)	TUBING Y (N) (replaced)	DUPLICATE: Y (N)	

SAMPLE CONTAINER SPECIFICATION				SAMPLE PRESERVATION			INTENDED ANALYSIS AND/OR METHOD	SAMPLE PUMP FLOW RATE (mL per minute)	SAMPLING EQUIPMENT CODE
SAMPLE ID CODE	# CONTAINERS	MATERIAL CODE	VOLUME	PRESERVATIVE USED	TOTAL VOL ADDED IN FIELD (mL)	FINAL pH			
	* SEE SAMPLE C-O-C AND BOTTLE ORDER WORK SHEET								

REMARKS:

MATERIAL CODES: AG = Amber Glass; CG = Clear Glass; PE = Polyethylene; PP = Polypropylene; S = Silicone; T = Teflon; O = Other (Specify)

SAMPLING EQUIPMENT CODES: APP = After Peristaltic Pump; B = Bailer; BP = Bladder Pump; ESP = Electric Submersible Pump; RFPP = Reverse Flow Peristaltic Pump; SM = Straw Method (Tubing Gravity Drain); O = Other (Specify)

NOTES: 1. The above do not constitute all of the information required by Chapter 62-160, F.A.C.
2. STABILIZATION CRITERIA FOR RANGE OF VARIATION OF LAST THREE CONSECUTIVE READINGS (SEE FS 2212, SECTION 3)
pH: ± 0.2 units Temperature: ± 0.2 °C Specific Conductance: ± 5% Dissolved Oxygen: all readings ≤ 20% saturation (see Table FS 2200-2); optionally, ± 0.2 mg/L or ± 10% (whichever is greater) Turbidity: all readings ≤ 20 NTU; optionally ± 5 NTU or ± 10% (whichever is greater)

Revision Date: February 12, 2009

Form FD 9000-24

GROUNDWATER SAMPLING LOG

5

SITE NAME: VISTA		SITE LOCATION: APOPKA, FL	
WELL NO: FB	SAMPLE ID: FIELD BLANK		DATE: 12/17/2010

PURGING DATA

WELL DIAMETER (inches): NA ~~2~~ BR	TUBING DIAMETER (inches): NA	WELL SCREEN INTERVAL DEPTH: — feet to — feet	STATIC DEPTH TO WATER (feet): NA	NA	PURGE PUMP TYPE OR BAILER: ~~BP~~ BR NA
WELL ELEVATION TOC (ft NGVD):		GROUNDWATER ELEVATION (ft NGVD):			

WELL VOLUME PURGE: 1 WELL VOLUME = (TOTAL WELL DEPTH – STATIC DEPTH TO WATER) X WELL CAPACITY
(only fill out if applicable)
= (feet – feet) X gallons/foot = gallons

EQUIPMENT VOLUME PURGE: 1 EQUIPMENT VOL. = PUMP VOLUME + (TUBING CAPACITY X TUBING LENGTH) + FLOW CELL VOLUME
(only fill out if applicable)
= gallons + (gallons/foot X feet) + gallons = gallons

INITIAL PUMP OR TUBING DEPTH IN WELL (feet): NA	FINAL PUMP OR TUBING DEPTH IN WELL (feet): NA	PURGING INITIATED AT: NA	PURGING ENDED AT: NA	TOTAL VOLUME PURGED (gallons): NA

TIME	VOLUME PURGED (gallons)	CUMUL. VOLUME PURGED (gallons)	PURGE RATE (gpm)	DEPTH TO WATER (feet)	pH (standard units)	TEMP. (°C)	COND. (circle units) µmhos/cm or µS/cm	DISSOLVED OXYGEN (circle units) mg/L or % saturation	TURBIDITY (NTUs)	ORP (mV)	COLOR	ODOR
1030	NA	NA	NA	NA	6.81	23.8	3	5.1	0.00	148	NONE	

WELL CAPACITY (Gallons Per Foot): 0.75" = 0.02; 1" = 0.04; 1.25" = 0.06; 2" = 0.16; 3" = 0.37; 4" = 0.65; 5" = 1.02; 6" = 1.47; 12" = 5.88
TUBING INSIDE DIA. CAPACITY (Gal./Ft.): 1/8" = 0.0006; 3/16" = 0.0014; 1/4" = 0.0026; 5/16" = 0.004; 3/8" = 0.006; 1/2" = 0.010; 5/8" = 0.016

PURGING EQUIPMENT CODES: B = Bailer; BP = Bladder Pump; ESP = Electric Submersible Pump; PP = Peristaltic Pump; O = Other (Specify)

SAMPLING DATA

SAMPLED BY (PRINT) / AFFILIATION: BEN RAMJEAWAN / PRO-TECH	SAMPLER(S) SIGNATURE(S): Ben Ramjeawan	SAMPLING INITIATED AT: 1030	SAMPLING ENDED AT: NR
PUMP OR TUBING DEPTH IN WELL (feet): NA	TUBING MATERIAL CODE: NA	FIELD-FILTERED: Y (N) µm Filtration Equipment Type:	FILTER SIZE:
FIELD DECONTAMINATION: PUMP Y (N) NA	TUBING Y (N) (replaced)	DUPLICATE: Y (N)	

SAMPLE CONTAINER SPECIFICATION				SAMPLE PRESERVATION			INTENDED ANALYSIS AND/OR METHOD	SAMPLE PUMP FLOW RATE (mL per minute)	SAMPLING EQUIPMENT CODE
SAMPLE ID CODE	# CONTAINERS	MATERIAL CODE	VOLUME	PRESERVATIVE USED	TOTAL VOL ADDED IN FIELD (mL)	FINAL pH			
	* SEE SAMPLE C-O-C AND BOTTLE ORDER WORK SHEET								

REMARKS:

MATERIAL CODES: AG = Amber Glass; CG = Clear Glass; PE = Polyethylene; PP = Polypropylene; S = Silicone; T = Teflon; O = Other (Specify)

SAMPLING EQUIPMENT CODES: APP = After Peristaltic Pump; B = Bailer; BP = Bladder Pump; ESP = Electric Submersible Pump; RFPP = Reverse Flow Peristaltic Pump; SM = Straw Method (Tubing Gravity Drain); O = Other (Specify)

NOTES: 1. The above do not constitute all of the information required by Chapter 62-160, F.A.C.
2. STABILIZATION CRITERIA FOR RANGE OF VARIATION OF LAST THREE CONSECUTIVE READINGS (SEE FS 2212, SECTION 3)
pH: ± 0.2 units Temperature: ± 0.2 °C Specific Conductance: ± 5% Dissolved Oxygen: all readings ≤ 20% saturation (see Table FS 2200-2); optionally, ± 0.2 mg/L or ± 10% (whichever is greater) Turbidity: all readings ≤ 20 NTU; optionally ± 5 NTU or ± 10% (whichever is greater)

Revision Date: February 12, 2009

Form FD 9000-24

GROUNDWATER SAMPLING LOG

6

SITE NAME: VISTA		SITE LOCATION: APOPKA, FL	
WELL NO: EB	SAMPLE ID: EQUIPMENT BLANK		DATE: 12/17/2010

PURGING DATA

WELL DIAMETER (inches): NA ~~2~~	TUBING DIAMETER (inches): NA	WELL SCREEN INTERVAL DEPTH: — feet to — feet	STATIC DEPTH TO WATER (feet): NA	PURGE PUMP TYPE OR BAILER: ~~BP~~ BR NA
WELL ELEVATION TOC (ft NGVD):		GROUNDWATER ELEVATION (ft NGVD):		

WELL VOLUME PURGE: 1 WELL VOLUME = (TOTAL WELL DEPTH – STATIC DEPTH TO WATER) X WELL CAPACITY
(only fill out if applicable)
= (feet – feet) X gallons/foot = gallons

EQUIPMENT VOLUME PURGE: 1 EQUIPMENT VOL. = PUMP VOLUME + (TUBING CAPACITY X TUBING LENGTH) + FLOW CELL VOLUME
(only fill out if applicable)
= gallons + (gallons/foot X feet) + gallons = gallons

INITIAL PUMP OR TUBING DEPTH IN WELL (feet): NA	FINAL PUMP OR TUBING DEPTH IN WELL (feet): NA	PURGING INITIATED AT: NA	PURGING ENDED AT: NA	TOTAL VOLUME PURGED (gallons): NA

TIME	VOLUME PURGED (gallons)	CUMUL. VOLUME PURGED (gallons)	PURGE RATE (gpm)	DEPTH TO WATER (feet)	pH (standard units)	TEMP. (°C)	COND. (circle units) µmhos/cm or µS/cm	DISSOLVED OXYGEN (circle units) mg/L or % saturation	TURBIDITY (NTUs)	ORP (mV)	COLOR	ODOR
1045	NA	NA	NA	NA	6.73	24.0	2	4.9	0.00	153	CLEAR	

WELL CAPACITY (Gallons Per Foot): 0.75" = 0.02; 1" = 0.04; 1.25" = 0.06; 2" = 0.16; 3" = 0.37; 4" = 0.65; 5" = 1.02; 6" = 1.47; 12" = 5.88
TUBING INSIDE DIA. CAPACITY (Gal./Ft.): 1/8" = 0.0006; 3/16" = 0.0014; 1/4" = 0.0026; 5/16" = 0.004; 3/8" = 0.006; 1/2" = 0.010; 5/8" = 0.016

PURGING EQUIPMENT CODES: B = Bailer; BP = Bladder Pump; ESP = Electric Submersible Pump; PP = Peristaltic Pump; O = Other (Specify)

SAMPLING DATA

SAMPLED BY (PRINT) / AFFILIATION: BEN RAMSEWAW / PRO-TECH	SAMPLER(S) SIGNATURE(S): Ben Ramsewaw	SAMPLING INITIATED AT: 1045	SAMPLING ENDED AT: NR
PUMP OR TUBING DEPTH IN WELL (feet): NA	TUBING MATERIAL CODE: NA	FIELD-FILTERED: Y (N) µm Filtration Equipment Type:	FILTER SIZE:
FIELD DECONTAMINATION: PUMP Y (N) NA	TUBING Y (N) (replaced)	DUPLICATE: Y (N)	

SAMPLE CONTAINER SPECIFICATION				SAMPLE PRESERVATION			INTENDED ANALYSIS AND/OR METHOD	SAMPLE PUMP FLOW RATE (mL per minute)	SAMPLING EQUIPMENT CODE
SAMPLE ID CODE	# CONTAINERS	MATERIAL CODE	VOLUME	PRESERVATIVE USED	TOTAL VOL ADDED IN FIELD (mL)	FINAL pH			
	* SEE SAMPLE C-O-C AND BOTTLE ORDER WORK SHEET								

REMARKS:

MATERIAL CODES: AG = Amber Glass; CG = Clear Glass; PE = Polyethylene; PP = Polypropylene; S = Silicone; T = Teflon; O = Other (Specify)

SAMPLING EQUIPMENT CODES: APP = After Peristaltic Pump; B = Bailer; BP = Bladder Pump; ESP = Electric Submersible Pump; RFPP = Reverse Flow Peristaltic Pump; SM = Straw Method (Tubing Gravity Drain); O = Other (Specify)

NOTES: 1. The above do not constitute all of the information required by Chapter 62-160, F.A.C.
2. STABILIZATION CRITERIA FOR RANGE OF VARIATION OF LAST THREE CONSECUTIVE READINGS (SEE FS 2212, SECTION 3)
pH: ± 0.2 units Temperature: ± 0.2 °C Specific Conductance: ± 5% Dissolved Oxygen: all readings ≤ 20% saturation (see Table FS 2200-2); optionally, ± 0.2 mg/L or ± 10% (whichever is greater) Turbidity: all readings ≤ 20 NTU; optionally ± 5 NTU or ± 10% (whichever is greater)

Revision Date: February 12, 2009

PART III ANALYTICAL RESULTS

Facility GMS#: _____

Sample Date/Time: 12/16/2010 03:02PM

Test Site ID #: 19338

Report Period: 2010 / 4
Year / Qtr

Well Name: MW-2B

Well Purged (Y/N): Y

Classification of Groundwater: G-II

Well Type: (X) Background
( ) Detection
( ) Compliance
( ) Other

Groundwater Elevation (NGVD): _____

or (MSL): 50.08

Storet Code	Parameter Monitored	Sampling Method	Field Filtered (Y/N)	Analysis Method	Analysis Date/Time	* Analysis Result/Units	Detection Limit/Units
00940	Chloride	BP	N	300.0	12/17/2010 15:23	5.4 mg/L	3.0 mg/L
00620	Nitrate as N	BP	N	300.0	12/17/2010 15:23	0.49 mg/L	0.50 mg/L
000610	Ammonia as N	BP	N	350.1	12/21/2010 15:35	0.054 mg/L	0.10 mg/L
77651	1,2-Dibromoethane	BP	N	504.1	12/30/2010 08:16	<0.019 ug/L	0.019 ug/L
38437	1,2-Dibromo-3-Chloropropane	BP	N	504.1	12/30/2010 08:16	<0.019 ug/L	0.019 ug/L
001051	Lead	BP	N	6010B	12/22/2010 14:08	<9.0 ug/L	9.0 ug/L
001045	Iron	BP	N	6010B	12/22/2010 14:08	730 ug/L	100 ug/L
001067	Nickel	BP	N	6010B	12/22/2010 14:08	1.9 ug/L	40 ug/L
001077	Silver	BP	N	6010B	12/22/2010 14:08	1.1 ug/L	10 ug/L
001147	Selenium	BP	N	6010B	12/22/2010 14:08	11 ug/L	15 ug/L
001027	Cadmium	BP	N	6010B	12/22/2010 14:08	<5.0 ug/L	5.0 ug/L
001007	Barium	BP	N	6010B	12/22/2010 14:08	23 ug/L	10 ug/L
001034	Chromium	BP	N	6010B	12/22/2010 14:08	5.1 ug/L	10 ug/L
001042	Copper	BP	N	6010B	12/22/2010 14:08	<15 ug/L	15 ug/L
001037	Cobalt	BP	N	6010B	12/22/2010 14:08	<10 ug/L	10 ug/L
001087	Vanadium	BP	N	6010B	12/22/2010 14:08	3.1 ug/L	10 ug/L
000929	Sodium	BP	N	6010B	12/22/2010 14:08	5.0 mg/L	1.0 mg/L
001092	Zinc	BP	N	6010B	12/22/2010 14:08	8.9 ug/L	20 ug/L
001055	Manganese	BP	N	6010B	12/22/2010 14:08	8.7 ug/L	10 ug/L
001105	Aluminum	BP	N	6010B	12/22/2010 14:08	1400 ug/L	100 ug/L
001097	Antimony	BP	N	6020	12/23/2010 05:08	0.075 ug/L	2.0 ug/L
001002	Arsenic	BP	N	6020	12/23/2010 05:08	0.59 ug/L	5.0 ug/L
001059	Thallium	BP	N	6020	12/23/2010 05:08	0.028 ug/L	1.0 ug/L
001012	Beryllium	BP	N	6020	12/23/2010 05:08	<1.0 ug/L	1.0 ug/L
71900	Mercury	BP	N	7470A	12/20/2010 15:57	<0.20 ug/L	0.20 ug/L
32105	Dibromochloromethane	BP	N	8260B	12/24/2010 02:21	<1.0 ug/L	1.0 ug/L
77093	cis-1,2-Dichloroethene	BP	N	8260B	12/24/2010 02:21	<1.0 ug/L	1.0 ug/L
34704	cis-1,3-Dichloropropene	BP	N	8260B	12/24/2010 02:21	<1.0 ug/L	1.0 ug/L
77596	Dibromomethane	BP	N	8260B	12/24/2010 02:21	<1.0 ug/L	1.0 ug/L
34371	Ethylbenzene	BP	N	8260B	12/24/2010 02:21	<1.0 ug/L	1.0 ug/L
34301	Chlorobenzene	BP	N	8260B	12/24/2010 02:21	<1.0 ug/L	1.0 ug/L
32102	Carbon tetrachloride	BP	N	8260B	12/24/2010 02:21	<1.0 ug/L	1.0 ug/L

* Attach Laboratory Reports

PART III ANALYTICAL RESULTS

Facility GMS#: _____

Sample Date/Time: 12/16/2010 03:02PM

Test Site ID #: 19338

Report Period: 2010 / 4
Year / Qtr

Well Name: MW-2B

Well Purged (Y/N): Y

Classification of Groundwater: G-II

Well Type: (X) Background
( ) Detection
( ) Compliance
( ) Other

Groundwater Elevation (NGVD): _____

or (MSL): 50.08

Storet Code	Parameter Monitored	Sampling Method	Field Filtered (Y/N)	Analysis Method	Analysis Date/Time	* Analysis Result/Units	Detection Limit/Units
34699	trans-1,3-Dichloropropene	BP	N	8260B	12/24/2010 02:21	<3.0 ug/L	3.0 ug/L
34418	Chloromethane	BP	N	8260B	12/24/2010 02:21	<2.0 ug/L	2.0 ug/L
32106	Chloroform	BP	N	8260B	12/24/2010 02:21	<1.0 ug/L	1.0 ug/L
34311	Chloroethane	BP	N	8260B	12/24/2010 02:21	<2.0 ug/L	2.0 ug/L
77424	Iodomethane	BP	N	8260B	12/24/2010 02:21	<1.0 ug/L	1.0 ug/L
34488	Trichlorofluoromethane	BP	N	8260B	12/24/2010 02:21	<2.0 ug/L	2.0 ug/L
39180	Trichloroethene	BP	N	8260B	12/24/2010 02:21	<1.0 ug/L	1.0 ug/L
49263	trans-1,4-Dichloro-2-butene	BP	N	8260B	12/24/2010 02:21	<3.0 ug/L	3.0 ug/L
81551	Xylenes (total)	BP	N	8260B	12/24/2010 02:21	<2.0 ug/L	2.0 ug/L
39175	Vinyl chloride	BP	N	8260B	12/24/2010 02:21	<1.0 ug/L	1.0 ug/L
77057	Vinyl acetate	BP	N	8260B	12/24/2010 02:21	<3.0 ug/L	3.0 ug/L
34475	Tetrachloroethene	BP	N	8260B	12/24/2010 02:21	<1.0 ug/L	1.0 ug/L
77128	Styrene	BP	N	8260B	12/24/2010 02:21	<1.0 ug/L	1.0 ug/L
34423	Methylene Chloride	BP	N	8260B	12/24/2010 02:21	<2.0 ug/L	2.0 ug/L
34546	trans-1,2-Dichloroethene	BP	N	8260B	12/24/2010 02:21	<1.0 ug/L	1.0 ug/L
34010	Toluene	BP	N	8260B	12/24/2010 02:21	<1.0 ug/L	1.0 ug/L
34536	1,2-Dichlorobenzene	BP	N	8260B	12/24/2010 02:21	<1.0 ug/L	1.0 ug/L
77443	1,2,3-Trichloropropane	BP	N	8260B	12/24/2010 02:21	<2.5 ug/L	2.5 ug/L
34501	1,1-Dichloroethene	BP	N	8260B	12/24/2010 02:21	<1.0 ug/L	1.0 ug/L
34541	1,2-Dichloropropane	BP	N	8260B	12/24/2010 02:21	<1.0 ug/L	1.0 ug/L
34531	1,2-Dichloroethane	BP	N	8260B	12/24/2010 02:21	<1.0 ug/L	1.0 ug/L
34506	1,1,1-Trichloroethane	BP	N	8260B	12/24/2010 02:21	<1.0 ug/L	1.0 ug/L
77562	1,1,1,2-Tetrachloroethane	BP	N	8260B	12/24/2010 02:21	<1.0 ug/L	1.0 ug/L
77041	Carbon disulfide	BP	N	8260B	12/24/2010 02:21	<2.0 ug/L	2.0 ug/L
34496	1,1-Dichloroethane	BP	N	8260B	12/24/2010 02:21	<1.0 ug/L	1.0 ug/L
34511	1,1,2-Trichloroethane	BP	N	8260B	12/24/2010 02:21	<1.0 ug/L	1.0 ug/L
34516	1,1,2,2-Tetrachloroethane	BP	N	8260B	12/24/2010 02:21	<1.0 ug/L	1.0 ug/L
73085	Bromochloromethane	BP	N	8260B	12/24/2010 02:21	<1.0 ug/L	1.0 ug/L
78124	Benzene	BP	N	8260B	12/24/2010 02:21	<1.0 ug/L	1.0 ug/L
34215	Acrylonitrile	BP	N	8260B	12/24/2010 02:21	<20 ug/L	20 ug/L
34413	Bromomethane	BP	N	8260B	12/24/2010 02:21	<2.0 ug/L	2.0 ug/L
32104	Bromoform	BP	N	8260B	12/24/2010 02:21	<1.0 ug/L	1.0 ug/L

* Attach Laboratory Reports

PART III ANALYTICAL RESULTS

Facility GMS#:

Sample Date/Time: 12/16/2010 03:02PM

Test Site ID #: 19338

Report Period: 2010 / 4
Year / Qtr

Well Name: MW-2B

Well Purged (Y/N): Y

Classification of Groundwater: G-II

Well Type: (X) Background
( ) Detection
( ) Compliance
( ) Other

Groundwater Elevation (NGVD):

or (MSL): 50.08

Storet Code	Parameter Monitored	Sampling Method	Field Filtered (Y/N)	Analysis Method	Analysis Date/Time	* Analysis Result/Units	Detection Limit/Units
32101	Bromodichloromethane	BP	N	8260B	12/24/2010 02:21	<1.0 ug/L	1.0 ug/L
77103	2-Hexanone	BP	N	8260B	12/24/2010 02:21	<5.0 ug/L	5.0 ug/L
81595	2-Butanone (MEK)	BP	N	8260B	12/24/2010 02:21	<6.0 ug/L	6.0 ug/L
34571	1,4-Dichlorobenzene	BP	N	8260B	12/24/2010 02:21	<1.0 ug/L	1.0 ug/L
81552	Acetone	BP	N	8260B	12/24/2010 02:21	2.9 ug/L	10 ug/L
81596	4-Methyl-2-pentanone (MIBK)	BP	N	8260B	12/24/2010 02:21	<5.0 ug/L	5.0 ug/L
00010	Field Temperature	BP	N	Field Sampling	12/16/2010 15:02	23.5 Degrees C	-
82078	Field Turbidity	BP	N	Field Sampling	12/16/2010 15:02	13.89 NTU	-
082545	Groundwater Elevation	BP	N	Field Sampling	12/16/2010 15:02	50.08 ft/msl	-
000406	Field pH	BP	N	Field Sampling	12/16/2010 15:02	7.50 SU	-
000094	Field Conductivity	BP	N	Field Sampling	12/16/2010 15:02	152 umhos/cm	-
000299	Field Dissolved Oxygen	BP	N	Field Sampling	12/16/2010 15:02	0.4 mg/L	-
00080	Color	BP	N	SM 2120B	12/17/2010 10:51	5.0 PCU	5.0 PCU
00410	Total Alkalinity	BP	N	SM 2320B	12/20/2010 12:21	66 mg/L	5.0 mg/L
70300	Total Dissolved Solids	BP	N	SM 2540C	12/22/2010 09:23	110 mg/L	10 mg/L

* Attach Laboratory Reports

PART III ANALYTICAL RESULTS

Facility GMS#: _____

Sample Date/Time: 12/16/2010 02:28PM

Test Site ID #: 19335

Report Period: 2010 / 4
Year / Qtr

Well Name: MW-1A

Well Purged (Y/N): Y

Classification of Groundwater: G-II

Well Type: (X) Background
( ) Detection
( ) Compliance
( ) Other

Groundwater Elevation (NGVD): _____

or (MSL): 46.13

Storet Code	Parameter Monitored	Sampling Method	Field Filtered (Y/N)	Analysis Method	Analysis Date/Time	* Analysis Result/Units	Detection Limit/Units
00940	Chloride	BP	N	300.0	12/17/2010 15:40	13 mg/L	3.0 mg/L
00620	Nitrate as N	BP	N	300.0	12/17/2010 20:42	10 mg/L	2.5 mg/L
000610	Ammonia as N	BP	N	350.1	12/21/2010 15:40	0.043 mg/L	0.10 mg/L
77651	1,2-Dibromoethane	BP	N	504.1	12/30/2010 08:36	<0.019 ug/L	0.019 ug/L
38437	1,2-Dibromo-3-Chloropropane	BP	N	504.1	12/30/2010 08:36	<0.019 ug/L	0.019 ug/L
001077	Silver	BP	N	6010B	12/22/2010 14:25	<10 ug/L	10 ug/L
001147	Selenium	BP	N	6010B	12/22/2010 14:25	<15 ug/L	15 ug/L
001067	Nickel	BP	N	6010B	12/22/2010 14:25	4.5 ug/L	40 ug/L
000929	Sodium	BP	N	6010B	12/22/2010 14:25	7.5 mg/L	1.0 mg/L
001055	Manganese	BP	N	6010B	12/22/2010 14:25	<10 ug/L	10 ug/L
001105	Aluminum	BP	N	6010B	12/22/2010 14:25	<100 ug/L	100 ug/L
001092	Zinc	BP	N	6010B	12/22/2010 14:25	<20 ug/L	20 ug/L
001051	Lead	BP	N	6010B	12/22/2010 14:25	<9.0 ug/L	9.0 ug/L
001027	Cadmium	BP	N	6010B	12/22/2010 14:25	<5.0 ug/L	5.0 ug/L
001007	Barium	BP	N	6010B	12/22/2010 14:25	18 ug/L	10 ug/L
001087	Vanadium	BP	N	6010B	12/22/2010 14:25	<10 ug/L	10 ug/L
001034	Chromium	BP	N	6010B	12/22/2010 14:25	0.85 ug/L	10 ug/L
001042	Copper	BP	N	6010B	12/22/2010 14:25	1.6 ug/L	15 ug/L
001045	Iron	BP	N	6010B	12/22/2010 14:25	<100 ug/L	100 ug/L
001037	Cobalt	BP	N	6010B	12/22/2010 14:25	<10 ug/L	10 ug/L
001002	Arsenic	BP	N	6020	12/23/2010 05:11	<5.0 ug/L	5.0 ug/L
001059	Thallium	BP	N	6020	12/23/2010 05:11	0.046 ug/L	1.0 ug/L
001012	Beryllium	BP	N	6020	12/23/2010 05:11	<1.0 ug/L	1.0 ug/L
001097	Antimony	BP	N	6020	12/23/2010 05:11	<2.0 ug/L	2.0 ug/L
71900	Mercury	BP	N	7470A	12/20/2010 16:00	<0.20 ug/L	0.20 ug/L
32105	Dibromochloromethane	BP	N	8260B	12/24/2010 02:42	<1.0 ug/L	1.0 ug/L
34371	Ethylbenzene	BP	N	8260B	12/24/2010 02:42	<1.0 ug/L	1.0 ug/L
77424	Iodomethane	BP	N	8260B	12/24/2010 02:42	<1.0 ug/L	1.0 ug/L
77596	Dibromomethane	BP	N	8260B	12/24/2010 02:42	<1.0 ug/L	1.0 ug/L
32106	Chloroform	BP	N	8260B	12/24/2010 02:42	<1.0 ug/L	1.0 ug/L
34311	Chloroethane	BP	N	8260B	12/24/2010 02:42	<2.0 ug/L	2.0 ug/L
34301	Chlorobenzene	BP	N	8260B	12/24/2010 02:42	<1.0 ug/L	1.0 ug/L

* Attach Laboratory Reports

PART III ANALYTICAL RESULTS

Facility GMS#: _____

Test Site ID #: 19335

Sample Date/Time: 12/16/2010 02:28PM

Report Period: 2010 / 4
Year / Qtr

Well Name: MW-1A

Classification of Groundwater: G-II

Groundwater Elevation (NGVD): _____

or (MSL): 46.13

Well Purged (Y/N): Y

Well Type:
(X) Background
( ) Detection
( ) Compliance
( ) Other

Storet Code	Parameter Monitored	Sampling Method	Field Filtered (Y/N)	Analysis Method	Analysis Date/Time	* Analysis Result/Units	Detection Limit/Units
34704	cis-1,3-Dichloropropene	BP	N	8260B	12/24/2010 02:42	<1.0 ug/L	1.0 ug/L
77093	cis-1,2-Dichloroethene	BP	N	8260B	12/24/2010 02:42	<1.0 ug/L	1.0 ug/L
34418	Chloromethane	BP	N	8260B	12/24/2010 02:42	<2.0 ug/L	2.0 ug/L
34423	Methylene Chloride	BP	N	8260B	12/24/2010 02:42	<2.0 ug/L	2.0 ug/L
34488	Trichlorofluoromethane	BP	N	8260B	12/24/2010 02:42	<2.0 ug/L	2.0 ug/L
39180	Trichloroethene	BP	N	8260B	12/24/2010 02:42	<1.0 ug/L	1.0 ug/L
49263	trans-1,4-Dichloro-2-butene	BP	N	8260B	12/24/2010 02:42	<3.0 ug/L	3.0 ug/L
81551	Xylenes (total)	BP	N	8260B	12/24/2010 02:42	<2.0 ug/L	2.0 ug/L
39175	Vinyl chloride	BP	N	8260B	12/24/2010 02:42	<1.0 ug/L	1.0 ug/L
77057	Vinyl acetate	BP	N	8260B	12/24/2010 02:42	<3.0 ug/L	3.0 ug/L
34475	Tetrachloroethene	BP	N	8260B	12/24/2010 02:42	<1.0 ug/L	1.0 ug/L
77128	Styrene	BP	N	8260B	12/24/2010 02:42	<1.0 ug/L	1.0 ug/L
34699	trans-1,3-Dichloropropene	BP	N	8260B	12/24/2010 02:42	<3.0 ug/L	3.0 ug/L
34546	trans-1,2-Dichloroethene	BP	N	8260B	12/24/2010 02:42	<1.0 ug/L	1.0 ug/L
34010	Toluene	BP	N	8260B	12/24/2010 02:42	<1.0 ug/L	1.0 ug/L
32102	Carbon tetrachloride	BP	N	8260B	12/24/2010 02:42	<1.0 ug/L	1.0 ug/L
34536	1,2-Dichlorobenzene	BP	N	8260B	12/24/2010 02:42	<1.0 ug/L	1.0 ug/L
77443	1,2,3-Trichloropropane	BP	N	8260B	12/24/2010 02:42	<2.5 ug/L	2.5 ug/L
34501	1,1-Dichloroethene	BP	N	8260B	12/24/2010 02:42	<1.0 ug/L	1.0 ug/L
34541	1,2-Dichloropropane	BP	N	8260B	12/24/2010 02:42	<1.0 ug/L	1.0 ug/L
34531	1,2-Dichloroethane	BP	N	8260B	12/24/2010 02:42	<1.0 ug/L	1.0 ug/L
34506	1,1,1-Trichloroethane	BP	N	8260B	12/24/2010 02:42	<1.0 ug/L	1.0 ug/L
77562	1,1,1,2-Tetrachloroethane	BP	N	8260B	12/24/2010 02:42	<1.0 ug/L	1.0 ug/L
34215	Acrylonitrile	BP	N	8260B	12/24/2010 02:42	<20 ug/L	20 ug/L
34496	1,1-Dichloroethane	BP	N	8260B	12/24/2010 02:42	<1.0 ug/L	1.0 ug/L
34511	1,1,2-Trichloroethane	BP	N	8260B	12/24/2010 02:42	<1.0 ug/L	1.0 ug/L
34516	1,1,2,2-Tetrachloroethane	BP	N	8260B	12/24/2010 02:42	<1.0 ug/L	1.0 ug/L
32101	Bromodichloromethane	BP	N	8260B	12/24/2010 02:42	<1.0 ug/L	1.0 ug/L
73085	Bromochloromethane	BP	N	8260B	12/24/2010 02:42	<1.0 ug/L	1.0 ug/L
78124	Benzene	BP	N	8260B	12/24/2010 02:42	<1.0 ug/L	1.0 ug/L
77041	Carbon disulfide	BP	N	8260B	12/24/2010 02:42	<2.0 ug/L	2.0 ug/L
34413	Bromomethane	BP	N	8260B	12/24/2010 02:42	<2.0 ug/L	2.0 ug/L

* Attach Laboratory Reports

PART III ANALYTICAL RESULTS

Facility GMS#:

Sample Date/Time: 12/16/2010 02:28PM

Test Site ID #: 19335

Report Period: 2010 / 4
Year / Qtr

Well Name: MW-1A

Well Purged (Y/N): Y

Classification of Groundwater: G-II

Well Type: (X) Background
( ) Detection
( ) Compliance
( ) Other

Groundwater Elevation (NGVD):

or (MSL): 46.13

Storet Code	Parameter Monitored	Sampling Method	Field Filtered (Y/N)	Analysis Method	Analysis Date/Time	* Analysis Result/Units	Detection Limit/Units
32104	Bromoform	BP	N	8260B	12/24/2010 02:42	<1.0 ug/L	1.0 ug/L
77103	2-Hexanone	BP	N	8260B	12/24/2010 02:42	<5.0 ug/L	5.0 ug/L
81595	2-Butanone (MEK)	BP	N	8260B	12/24/2010 02:42	<6.0 ug/L	6.0 ug/L
34571	1,4-Dichlorobenzene	BP	N	8260B	12/24/2010 02:42	<1.0 ug/L	1.0 ug/L
81552	Acetone	BP	N	8260B	12/24/2010 02:42	2.9 ug/L	10 ug/L
81596	4-Methyl-2-pentanone (MIBK)	BP	N	8260B	12/24/2010 02:42	<5.0 ug/L	5.0 ug/L
000406	Field pH	BP	N	Field Sampling	12/16/2010 14:28	7.52 SU	-
00010	Field Temperature	BP	N	Field Sampling	12/16/2010 14:28	22.3 Degrees C	-
82078	Field Turbidity	BP	N	Field Sampling	12/16/2010 14:28	0.97 NTU	-
082545	Groundwater Elevation	BP	N	Field Sampling	12/16/2010 14:28	46.13 ft/msl	-
000299	Field Dissolved Oxygen	BP	N	Field Sampling	12/16/2010 14:28	2.6 mg/L	-
000094	Field Conductivity	BP	N	Field Sampling	12/16/2010 14:28	357 umhos/cm	-
00080	Color	BP	N	SM 2120B	12/17/2010 10:51	<5.0 PCU	5.0 PCU
00410	Total Alkalinity	BP	N	SM 2320B	12/20/2010 12:37	94 mg/L	5.0 mg/L
70300	Total Dissolved Solids	BP	N	SM 2540C	12/22/2010 09:23	220 mg/L	10 mg/L

* Attach Laboratory Reports

PART III ANALYTICAL RESULTS

Facility GMS#: _____

Sample Date/Time: 12/16/2010 01:59PM

Test Site ID #: 19336

Report Period: 2010 / 4
Year / Qtr

Well Name: MW-1B

Well Purged (Y/N): Y

Classification of Groundwater: G-II

Well Type: (X) Background
( ) Detection
( ) Compliance
( ) Other

Groundwater Elevation (NGVD): _____

or (MSL): 53.16

Storet Code	Parameter Monitored	Sampling Method	Field Filtered (Y/N)	Analysis Method	Analysis Date/Time	* Analysis Result/Units	Detection Limit/Units
00940	Chloride	BP	N	300.0	12/17/2010 15:57	6.5 mg/L	3.0 mg/L
00620	Nitrate as N	BP	N	300.0	12/17/2010 15:57	0.046 mg/L	0.50 mg/L
000610	Ammonia as N	BP	N	350.1	12/21/2010 15:41	0.045 mg/L	0.10 mg/L
38437	1,2-Dibromo-3-Chloropropane	BP	N	504.1	12/30/2010 08:56	<0.019 ug/L	0.019 ug/L
77651	1,2-Dibromoethane	BP	N	504.1	12/30/2010 08:56	<0.019 ug/L	0.019 ug/L
000929	Sodium	BP	N	6010B	12/22/2010 14:37	4.6 mg/L	1.0 mg/L
001077	Silver	BP	N	6010B	12/22/2010 14:37	<10 ug/L	10 ug/L
001147	Selenium	BP	N	6010B	12/22/2010 14:37	6.7 ug/L	15 ug/L
001087	Vanadium	BP	N	6010B	12/22/2010 14:37	<10 ug/L	10 ug/L
001055	Manganese	BP	N	6010B	12/22/2010 14:37	1.1 ug/L	10 ug/L
001105	Aluminum	BP	N	6010B	12/22/2010 14:37	21 ug/L	100 ug/L
001092	Zinc	BP	N	6010B	12/22/2010 14:37	<20 ug/L	20 ug/L
001067	Nickel	BP	N	6010B	12/22/2010 14:37	1.5 ug/L	40 ug/L
001034	Chromium	BP	N	6010B	12/22/2010 14:37	<10 ug/L	10 ug/L
001027	Cadmium	BP	N	6010B	12/22/2010 14:37	<5.0 ug/L	5.0 ug/L
001007	Barium	BP	N	6010B	12/22/2010 14:37	6.8 ug/L	10 ug/L
001037	Cobalt	BP	N	6010B	12/22/2010 14:37	<10 ug/L	10 ug/L
001051	Lead	BP	N	6010B	12/22/2010 14:37	<9.0 ug/L	9.0 ug/L
001045	Iron	BP	N	6010B	12/22/2010 14:37	25 ug/L	100 ug/L
001042	Copper	BP	N	6010B	12/22/2010 14:37	<15 ug/L	15 ug/L
001097	Antimony	BP	N	6020	12/23/2010 05:14	<2.0 ug/L	2.0 ug/L
001012	Beryllium	BP	N	6020	12/23/2010 05:14	<1.0 ug/L	1.0 ug/L
001059	Thallium	BP	N	6020	12/23/2010 05:14	<1.0 ug/L	1.0 ug/L
001002	Arsenic	BP	N	6020	12/23/2010 05:14	3.3 ug/L	5.0 ug/L
71900	Mercury	BP	N	7470A	12/20/2010 16:02	<0.20 ug/L	0.20 ug/L
34423	Methylene Chloride	BP	N	8260B	12/24/2010 03:03	<2.0 ug/L	2.0 ug/L
77424	Iodomethane	BP	N	8260B	12/24/2010 03:03	<1.0 ug/L	1.0 ug/L
34475	Tetrachloroethene	BP	N	8260B	12/24/2010 03:03	<1.0 ug/L	1.0 ug/L
77128	Styrene	BP	N	8260B	12/24/2010 03:03	<1.0 ug/L	1.0 ug/L
34371	Ethylbenzene	BP	N	8260B	12/24/2010 03:03	<1.0 ug/L	1.0 ug/L
77093	cis-1,2-Dichloroethene	BP	N	8260B	12/24/2010 03:03	<1.0 ug/L	1.0 ug/L
34418	Chloromethane	BP	N	8260B	12/24/2010 03:03	<2.0 ug/L	2.0 ug/L

* Attach Laboratory Reports

PART III ANALYTICAL RESULTS

Facility GMS#:

Sample Date/Time: 12/16/2010 01:59PM

Test Site ID #: 19336

Report Period: 2010 / 4
Year / Qtr

Well Name: MW-1B

Well Purged (Y/N): Y

Classification of Groundwater: G-II

Well Type: (X) Background
( ) Detection
( ) Compliance
( ) Other

Groundwater Elevation (NGVD):

or (MSL): 53.16

Storet Code	Parameter Monitored	Sampling Method	Field Filtered (Y/N)	Analysis Method	Analysis Date/Time	* Analysis Result/Units	Detection Limit/Units
34301	Chlorobenzene	BP	N	8260B	12/24/2010 03:03	<1.0 ug/L	1.0 ug/L
34704	cis-1,3-Dichloropropene	BP	N	8260B	12/24/2010 03:03	<1.0 ug/L	1.0 ug/L
77596	Dibromomethane	BP	N	8260B	12/24/2010 03:03	<1.0 ug/L	1.0 ug/L
32105	Dibromochloromethane	BP	N	8260B	12/24/2010 03:03	<1.0 ug/L	1.0 ug/L
77057	Vinyl acetate	BP	N	8260B	12/24/2010 03:03	<3.0 ug/L	3.0 ug/L
34488	Trichlorofluoromethane	BP	N	8260B	12/24/2010 03:03	<2.0 ug/L	2.0 ug/L
39180	Trichloroethene	BP	N	8260B	12/24/2010 03:03	<1.0 ug/L	1.0 ug/L
34311	Chloroethane	BP	N	8260B	12/24/2010 03:03	<2.0 ug/L	2.0 ug/L
81551	Xylenes (total)	BP	N	8260B	12/24/2010 03:03	<2.0 ug/L	2.0 ug/L
39175	Vinyl chloride	BP	N	8260B	12/24/2010 03:03	<1.0 ug/L	1.0 ug/L
34010	Toluene	BP	N	8260B	12/24/2010 03:03	<1.0 ug/L	1.0 ug/L
32106	Chloroform	BP	N	8260B	12/24/2010 03:03	<1.0 ug/L	1.0 ug/L
49263	trans-1,4-Dichloro-2-butene	BP	N	8260B	12/24/2010 03:03	<3.0 ug/L	3.0 ug/L
34699	trans-1,3-Dichloropropene	BP	N	8260B	12/24/2010 03:03	<3.0 ug/L	3.0 ug/L
34546	trans-1,2-Dichloroethene	BP	N	8260B	12/24/2010 03:03	<1.0 ug/L	1.0 ug/L
34511	1,1,2-Trichloroethane	BP	N	8260B	12/24/2010 03:03	<1.0 ug/L	1.0 ug/L
34496	1,1-Dichloroethane	BP	N	8260B	12/24/2010 03:03	<1.0 ug/L	1.0 ug/L
34501	1,1-Dichloroethene	BP	N	8260B	12/24/2010 03:03	<1.0 ug/L	1.0 ug/L
77562	1,1,1,2-Tetrachloroethane	BP	N	8260B	12/24/2010 03:03	<1.0 ug/L	1.0 ug/L
34506	1,1,1-Trichloroethane	BP	N	8260B	12/24/2010 03:03	<1.0 ug/L	1.0 ug/L
34516	1,1,2,2-Tetrachloroethane	BP	N	8260B	12/24/2010 03:03	<1.0 ug/L	1.0 ug/L
34531	1,2-Dichloroethane	BP	N	8260B	12/24/2010 03:03	<1.0 ug/L	1.0 ug/L
34541	1,2-Dichloropropane	BP	N	8260B	12/24/2010 03:03	<1.0 ug/L	1.0 ug/L
34571	1,4-Dichlorobenzene	BP	N	8260B	12/24/2010 03:03	<1.0 ug/L	1.0 ug/L
77443	1,2,3-Trichloropropane	BP	N	8260B	12/24/2010 03:03	<2.5 ug/L	2.5 ug/L
34536	1,2-Dichlorobenzene	BP	N	8260B	12/24/2010 03:03	<1.0 ug/L	1.0 ug/L
81595	2-Butanone (MEK)	BP	N	8260B	12/24/2010 03:03	<6.0 ug/L	6.0 ug/L
32104	Bromoform	BP	N	8260B	12/24/2010 03:03	<1.0 ug/L	1.0 ug/L
32101	Bromodichloromethane	BP	N	8260B	12/24/2010 03:03	<1.0 ug/L	1.0 ug/L
73085	Bromochloromethane	BP	N	8260B	12/24/2010 03:03	<1.0 ug/L	1.0 ug/L
77041	Carbon disulfide	BP	N	8260B	12/24/2010 03:03	<2.0 ug/L	2.0 ug/L
34413	Bromomethane	BP	N	8260B	12/24/2010 03:03	<2.0 ug/L	2.0 ug/L

* Attach Laboratory Reports

PART III ANALYTICAL RESULTS

Facility GMS#:

Sample Date/Time: 12/16/2010 01:59PM

Test Site ID #: 19336

Report Period: 2010 / 4
Year / Qtr

Well Name: MW-1B

Well Purged (Y/N): Y

Classification of Groundwater: G-II

Well Type: (X) Background
( ) Detection
( ) Compliance
( ) Other

Groundwater Elevation (NGVD):

or (MSL): 53.16

Storet Code	Parameter Monitored	Sampling Method	Field Filtered (Y/N)	Analysis Method	Analysis Date/Time	* Analysis Result/Units	Detection Limit/Units
32102	Carbon tetrachloride	BP	N	8260B	12/24/2010 03:03	<1.0 ug/L	1.0 ug/L
81596	4-Methyl-2-pentanone (MIBK)	BP	N	8260B	12/24/2010 03:03	<5.0 ug/L	5.0 ug/L
77103	2-Hexanone	BP	N	8260B	12/24/2010 03:03	<5.0 ug/L	5.0 ug/L
34215	Acrylonitrile	BP	N	8260B	12/24/2010 03:03	<20 ug/L	20 ug/L
78124	Benzene	BP	N	8260B	12/24/2010 03:03	<1.0 ug/L	1.0 ug/L
81552	Acetone	BP	N	8260B	12/24/2010 03:03	3.5 ug/L	10 ug/L
000094	Field Conductivity	BP	N	Field Sampling	12/16/2010 13:59	178 umhos/cm	-
082545	Groundwater Elevation	BP	N	Field Sampling	12/16/2010 13:59	53.16 ft/msl	-
000299	Field Dissolved Oxygen	BP	N	Field Sampling	12/16/2010 13:59	0.5 mg/L	-
000406	Field pH	BP	N	Field Sampling	12/16/2010 13:59	7.49 SU	-
00010	Field Temperature	BP	N	Field Sampling	12/16/2010 13:59	22.8 Degrees C	-
82078	Field Turbidity	BP	N	Field Sampling	12/16/2010 13:59	1.52 NTU	-
00080	Color	BP	N	SM 2120B	12/17/2010 10:51	<5.0 PCU	5.0 PCU
00410	Total Alkalinity	BP	N	SM 2320B	12/20/2010 12:45	72 mg/L	5.0 mg/L
70300	Total Dissolved Solids	BP	N	SM 2540C	12/22/2010 09:23	110 mg/L	10 mg/L

* Attach Laboratory Reports

PART III ANALYTICAL RESULTS

Facility GMS#: _____

Sample Date/Time: 12/16/2010 01:26PM

Test Site ID #: 19343

Report Period: 2010 / 4
Year / Qtr

Well Name: MW-5A

Well Purged (Y/N): Y

Classification of Groundwater: G-II

Well Type:
( ) Background
( ) Detection
(X) Compliance
( ) Other

Groundwater Elevation (NGVD): _____

or (MSL): 51.44

Storet Code	Parameter Monitored	Sampling Method	Field Filtered (Y/N)	Analysis Method	Analysis Date/Time	* Analysis Result/Units	Detection Limit/Units
00940	Chloride	BP	N	300.0	12/17/2010 16:14	2.9 mg/L	3.0 mg/L
00620	Nitrate as N	BP	N	300.0	12/17/2010 16:14	3.2 mg/L	0.50 mg/L
000610	Ammonia as N	BP	N	350.1	12/21/2010 15:52	0.043 mg/L	0.10 mg/L
38437	1,2-Dibromo-3-Chloropropane	BP	N	504.1	12/30/2010 09:16	<0.019 ug/L	0.019 ug/L
77651	1,2-Dibromoethane	BP	N	504.1	12/30/2010 09:16	<0.019 ug/L	0.019 ug/L
001051	Lead	BP	N	6010B	12/22/2010 14:39	<9.0 ug/L	9.0 ug/L
001045	Iron	BP	N	6010B	12/22/2010 14:39	22 ug/L	100 ug/L
001042	Copper	BP	N	6010B	12/22/2010 14:39	<15 ug/L	15 ug/L
001067	Nickel	BP	N	6010B	12/22/2010 14:39	<40 ug/L	40 ug/L
001034	Chromium	BP	N	6010B	12/22/2010 14:39	1.6 ug/L	10 ug/L
001037	Cobalt	BP	N	6010B	12/22/2010 14:39	<10 ug/L	10 ug/L
001007	Barium	BP	N	6010B	12/22/2010 14:39	49 ug/L	10 ug/L
001027	Cadmium	BP	N	6010B	12/22/2010 14:39	<5.0 ug/L	5.0 ug/L
000929	Sodium	BP	N	6010B	12/22/2010 14:39	2.3 mg/L	1.0 mg/L
001077	Silver	BP	N	6010B	12/22/2010 14:39	0.98 ug/L	10 ug/L
001092	Zinc	BP	N	6010B	12/22/2010 14:39	15 ug/L	20 ug/L
001087	Vanadium	BP	N	6010B	12/22/2010 14:39	<10 ug/L	10 ug/L
001147	Selenium	BP	N	6010B	12/22/2010 14:39	<15 ug/L	15 ug/L
001105	Aluminum	BP	N	6010B	12/22/2010 14:39	86 ug/L	100 ug/L
001055	Manganese	BP	N	6010B	12/22/2010 14:39	6.7 ug/L	10 ug/L
001002	Arsenic	BP	N	6020	12/23/2010 05:17	<5.0 ug/L	5.0 ug/L
001097	Antimony	BP	N	6020	12/23/2010 05:17	<2.0 ug/L	2.0 ug/L
001012	Beryllium	BP	N	6020	12/23/2010 05:17	0.10 ug/L	1.0 ug/L
001059	Thallium	BP	N	6020	12/23/2010 05:17	0.032 ug/L	1.0 ug/L
71900	Mercury	BP	N	7470A	12/20/2010 16:04	<0.20 ug/L	0.20 ug/L
77424	Iodomethane	BP	N	8260B	12/24/2010 03:25	<1.0 ug/L	1.0 ug/L
34423	Methylene Chloride	BP	N	8260B	12/24/2010 03:25	<2.0 ug/L	2.0 ug/L
34475	Tetrachloroethene	BP	N	8260B	12/24/2010 03:25	<1.0 ug/L	1.0 ug/L
77128	Styrene	BP	N	8260B	12/24/2010 03:25	<1.0 ug/L	1.0 ug/L
34371	Ethylbenzene	BP	N	8260B	12/24/2010 03:25	<1.0 ug/L	1.0 ug/L
32105	Dibromochloromethane	BP	N	8260B	12/24/2010 03:25	<1.0 ug/L	1.0 ug/L
34704	cis-1,3-Dichloropropene	BP	N	8260B	12/24/2010 03:25	<1.0 ug/L	1.0 ug/L

* Attach Laboratory Reports

PART III ANALYTICAL RESULTS

Facility GMS#:

Sample Date/Time: 12/16/2010 01:26PM

Test Site ID #: 19343

Report Period: 2010 / 4
Year / Qtr

Well Name: MW-5A

Well Purged (Y/N): Y

Classification of Groundwater: G-II

Well Type:
( ) Background
( ) Detection
(X) Compliance
( ) Other

Groundwater Elevation (NGVD):

or (MSL): 51.44

Storet Code	Parameter Monitored	Sampling Method	Field Filtered (Y/N)	Analysis Method	Analysis Date/Time	* Analysis Result/Units	Detection Limit/Units
77596	Dibromomethane	BP	N	8260B	12/24/2010 03:25	<1.0 ug/L	1.0 ug/L
77057	Vinyl acetate	BP	N	8260B	12/24/2010 03:25	<3.0 ug/L	3.0 ug/L
34488	Trichlorofluoromethane	BP	N	8260B	12/24/2010 03:25	<2.0 ug/L	2.0 ug/L
39175	Vinyl chloride	BP	N	8260B	12/24/2010 03:25	<1.0 ug/L	1.0 ug/L
34311	Chloroethane	BP	N	8260B	12/24/2010 03:25	<2.0 ug/L	2.0 ug/L
81551	Xylenes (total)	BP	N	8260B	12/24/2010 03:25	<2.0 ug/L	2.0 ug/L
34546	trans-1,2-Dichloroethene	BP	N	8260B	12/24/2010 03:25	<1.0 ug/L	1.0 ug/L
34010	Toluene	BP	N	8260B	12/24/2010 03:25	<1.0 ug/L	1.0 ug/L
34699	trans-1,3-Dichloropropene	BP	N	8260B	12/24/2010 03:25	<3.0 ug/L	3.0 ug/L
39180	Trichloroethene	BP	N	8260B	12/24/2010 03:25	<1.0 ug/L	1.0 ug/L
49263	trans-1,4-Dichloro-2-butene	BP	N	8260B	12/24/2010 03:25	<3.0 ug/L	3.0 ug/L
77093	cis-1,2-Dichloroethene	BP	N	8260B	12/24/2010 03:25	<1.0 ug/L	1.0 ug/L
34531	1,2-Dichloroethane	BP	N	8260B	12/24/2010 03:25	<1.0 ug/L	1.0 ug/L
34536	1,2-Dichlorobenzene	BP	N	8260B	12/24/2010 03:25	<1.0 ug/L	1.0 ug/L
34541	1,2-Dichloropropane	BP	N	8260B	12/24/2010 03:25	<1.0 ug/L	1.0 ug/L
77103	2-Hexanone	BP	N	8260B	12/24/2010 03:25	<5.0 ug/L	5.0 ug/L
81595	2-Butanone (MEK)	BP	N	8260B	12/24/2010 03:25	<6.0 ug/L	6.0 ug/L
34571	1,4-Dichlorobenzene	BP	N	8260B	12/24/2010 03:25	<1.0 ug/L	1.0 ug/L
34516	1,1,2,2-Tetrachloroethane	BP	N	8260B	12/24/2010 03:25	<1.0 ug/L	1.0 ug/L
34506	1,1,1-Trichloroethane	BP	N	8260B	12/24/2010 03:25	<1.0 ug/L	1.0 ug/L
77562	1,1,1,2-Tetrachloroethane	BP	N	8260B	12/24/2010 03:25	<1.0 ug/L	1.0 ug/L
34511	1,1,2-Trichloroethane	BP	N	8260B	12/24/2010 03:25	<1.0 ug/L	1.0 ug/L
77443	1,2,3-Trichloropropane	BP	N	8260B	12/24/2010 03:25	<2.5 ug/L	2.5 ug/L
34501	1,1-Dichloroethene	BP	N	8260B	12/24/2010 03:25	<1.0 ug/L	1.0 ug/L
34496	1,1-Dichloroethane	BP	N	8260B	12/24/2010 03:25	<1.0 ug/L	1.0 ug/L
32101	Bromodichloromethane	BP	N	8260B	12/24/2010 03:25	<1.0 ug/L	1.0 ug/L
32104	Bromoform	BP	N	8260B	12/24/2010 03:25	<1.0 ug/L	1.0 ug/L
34418	Chloromethane	BP	N	8260B	12/24/2010 03:25	<2.0 ug/L	2.0 ug/L
73085	Bromochloromethane	BP	N	8260B	12/24/2010 03:25	<1.0 ug/L	1.0 ug/L
34413	Bromomethane	BP	N	8260B	12/24/2010 03:25	<2.0 ug/L	2.0 ug/L
34301	Chlorobenzene	BP	N	8260B	12/24/2010 03:25	<1.0 ug/L	1.0 ug/L
32106	Chloroform	BP	N	8260B	12/24/2010 03:25	<1.0 ug/L	1.0 ug/L

* Attach Laboratory Reports

PART III ANALYTICAL RESULTS

Facility GMS#:

Sample Date/Time: 12/16/2010 01:26PM

Test Site ID #: 19343

Report Period: 2010 / 4
Year / Qtr

Well Name: MW-5A

Well Purged (Y/N): Y

Classification of Groundwater: G-II

Well Type:
( ) Background
( ) Detection
(X) Compliance
( ) Other

Groundwater Elevation (NGVD):

or (MSL): 51.44

Storet Code	Parameter Monitored	Sampling Method	Field Filtered (Y/N)	Analysis Method	Analysis Date/Time	* Analysis Result/Units	Detection Limit/Units
77041	Carbon disulfide	BP	N	8260B	12/24/2010 03:25	<2.0 ug/L	2.0 ug/L
32102	Carbon tetrachloride	BP	N	8260B	12/24/2010 03:25	<1.0 ug/L	1.0 ug/L
81596	4-Methyl-2-pentanone (MIBK)	BP	N	8260B	12/24/2010 03:25	<5.0 ug/L	5.0 ug/L
81552	Acetone	BP	N	8260B	12/24/2010 03:25	3.2 ug/L	10 ug/L
34215	Acrylonitrile	BP	N	8260B	12/24/2010 03:25	<20 ug/L	20 ug/L
78124	Benzene	BP	N	8260B	12/24/2010 03:25	<1.0 ug/L	1.0 ug/L
82078	Field Turbidity	BP	N	Field Sampling	12/16/2010 13:26	3.50 NTU	-
000406	Field pH	BP	N	Field Sampling	12/16/2010 13:26	4.72 SU	-
082545	Groundwater Elevation	BP	N	Field Sampling	12/16/2010 13:26	51.44 ft/msl	-
000299	Field Dissolved Oxygen	BP	N	Field Sampling	12/16/2010 13:26	2.0 mg/L	-
00010	Field Temperature	BP	N	Field Sampling	12/16/2010 13:26	25.3 Degrees C	-
000094	Field Conductivity	BP	N	Field Sampling	12/16/2010 13:26	71 umhos/cm	-
00080	Color	BP	N	SM 2120B	12/17/2010 10:51	<5.0 PCU	5.0 PCU
00410	Total Alkalinity	BP	N	SM 2320B	12/20/2010 12:51	1.6 mg/L	5.0 mg/L
70300	Total Dissolved Solids	BP	N	SM 2540C	12/22/2010 09:23	46 mg/L	10 mg/L

* Attach Laboratory Reports

PART III ANALYTICAL RESULTS

Facility GMS#: _____

Sample Date/Time: 12/16/2010 12:57PM

Test Site ID #: 19344

Report Period: 2010 / 4
Year / Qtr

Well Name: MW-5B

Well Purged (Y/N): Y

Classification of Groundwater: G-II

Well Type:
( ) Background
( ) Detection
(X) Compliance
( ) Other

Groundwater Elevation (NGVD): _____

or (MSL): 81.27

Storet Code	Parameter Monitored	Sampling Method	Field Filtered (Y/N)	Analysis Method	Analysis Date/Time	* Analysis Result/Units	Detection Limit/Units
00940	Chloride	BP	N	300.0	12/17/2010 17:04	7.3 mg/L	3.0 mg/L
00620	Nitrate as N	BP	N	300.0	12/17/2010 17:04	0.64 mg/L	0.50 mg/L
000610	Ammonia as N	BP	N	350.1	12/21/2010 15:53	0.044 mg/L	0.10 mg/L
77651	1,2-Dibromoethane	BP	N	504.1	12/29/2010 14:35	<0.019 ug/L	0.019 ug/L
38437	1,2-Dibromo-3-Chloropropane	BP	N	504.1	12/29/2010 14:35	<0.019 ug/L	0.019 ug/L
001034	Chromium	BP	N	6010B	12/22/2010 14:42	1.2 ug/L	10 ug/L
001007	Barium	BP	N	6010B	12/22/2010 14:42	13 ug/L	10 ug/L
001027	Cadmium	BP	N	6010B	12/22/2010 14:42	<5.0 ug/L	5.0 ug/L
001055	Manganese	BP	N	6010B	12/22/2010 14:42	5.8 ug/L	10 ug/L
001105	Aluminum	BP	N	6010B	12/22/2010 14:42	420 ug/L	100 ug/L
001067	Nickel	BP	N	6010B	12/22/2010 14:42	<40 ug/L	40 ug/L
001051	Lead	BP	N	6010B	12/22/2010 14:42	<9.0 ug/L	9.0 ug/L
001077	Silver	BP	N	6010B	12/22/2010 14:42	1.0 ug/L	10 ug/L
001092	Zinc	BP	N	6010B	12/22/2010 14:42	<20 ug/L	20 ug/L
001087	Vanadium	BP	N	6010B	12/22/2010 14:42	1.1 ug/L	10 ug/L
000929	Sodium	BP	N	6010B	12/22/2010 14:42	3.5 mg/L	1.0 mg/L
001045	Iron	BP	N	6010B	12/22/2010 14:42	230 ug/L	100 ug/L
001037	Cobalt	BP	N	6010B	12/22/2010 14:42	<10 ug/L	10 ug/L
001147	Selenium	BP	N	6010B	12/22/2010 14:42	<15 ug/L	15 ug/L
001042	Copper	BP	N	6010B	12/22/2010 14:42	<15 ug/L	15 ug/L
001002	Arsenic	BP	N	6020	12/23/2010 05:19	8.7 ug/L	5.0 ug/L
001097	Antimony	BP	N	6020	12/23/2010 05:19	0.20 ug/L	2.0 ug/L
001012	Beryllium	BP	N	6020	12/23/2010 05:19	<1.0 ug/L	1.0 ug/L
001059	Thallium	BP	N	6020	12/23/2010 05:19	0.038 ug/L	1.0 ug/L
71900	Mercury	BP	N	7470A	12/20/2010 16:07	<0.20 ug/L	0.20 ug/L
77128	Styrene	BP	N	8260B	12/24/2010 03:46	<1.0 ug/L	1.0 ug/L
81551	Xylenes (total)	BP	N	8260B	12/24/2010 03:46	<2.0 ug/L	2.0 ug/L
34475	Tetrachloroethene	BP	N	8260B	12/24/2010 03:46	<1.0 ug/L	1.0 ug/L
77596	Dibromomethane	BP	N	8260B	12/24/2010 03:46	<1.0 ug/L	1.0 ug/L
32105	Dibromochloromethane	BP	N	8260B	12/24/2010 03:46	<1.0 ug/L	1.0 ug/L
77424	Iodomethane	BP	N	8260B	12/24/2010 03:46	<1.0 ug/L	1.0 ug/L
34371	Ethylbenzene	BP	N	8260B	12/24/2010 03:46	<1.0 ug/L	1.0 ug/L

* Attach Laboratory Reports

PART III ANALYTICAL RESULTS

Facility GMS#: _____

Sample Date/Time: 12/16/2010 12:57PM

Test Site ID #: 19344

Report Period: 2010 / 4
Year / Qtr

Well Name: MW-5B

Well Purged (Y/N): Y

Classification of Groundwater: G-II

Well Type:
( ) Background
( ) Detection
(X) Compliance
( ) Other

Groundwater Elevation (NGVD): _____

or (MSL): 81.27

Storet Code	Parameter Monitored	Sampling Method	Field Filtered (Y/N)	Analysis Method	Analysis Date/Time	* Analysis Result/Units	Detection Limit/Units
77057	Vinyl acetate	BP	N	8260B	12/24/2010 03:46	<3.0 ug/L	3.0 ug/L
34488	Trichlorofluoromethane	BP	N	8260B	12/24/2010 03:46	<2.0 ug/L	2.0 ug/L
32104	Bromoform	BP	N	8260B	12/24/2010 03:46	<1.0 ug/L	1.0 ug/L
39175	Vinyl chloride	BP	N	8260B	12/24/2010 03:46	<1.0 ug/L	1.0 ug/L
39180	Trichloroethene	BP	N	8260B	12/24/2010 03:46	<1.0 ug/L	1.0 ug/L
34546	trans-1,2-Dichloroethene	BP	N	8260B	12/24/2010 03:46	<1.0 ug/L	1.0 ug/L
34010	Toluene	BP	N	8260B	12/24/2010 03:46	<1.0 ug/L	1.0 ug/L
49263	trans-1,4-Dichloro-2-butene	BP	N	8260B	12/24/2010 03:46	<3.0 ug/L	3.0 ug/L
34699	trans-1,3-Dichloropropene	BP	N	8260B	12/24/2010 03:46	<3.0 ug/L	3.0 ug/L
34704	cis-1,3-Dichloropropene	BP	N	8260B	12/24/2010 03:46	<1.0 ug/L	1.0 ug/L
34531	1,2-Dichloroethane	BP	N	8260B	12/24/2010 03:46	<1.0 ug/L	1.0 ug/L
34536	1,2-Dichlorobenzene	BP	N	8260B	12/24/2010 03:46	<1.0 ug/L	1.0 ug/L
34541	1,2-Dichloropropane	BP	N	8260B	12/24/2010 03:46	<1.0 ug/L	1.0 ug/L
77103	2-Hexanone	BP	N	8260B	12/24/2010 03:46	<5.0 ug/L	5.0 ug/L
81595	2-Butanone (MEK)	BP	N	8260B	12/24/2010 03:46	<6.0 ug/L	6.0 ug/L
34571	1,4-Dichlorobenzene	BP	N	8260B	12/24/2010 03:46	<1.0 ug/L	1.0 ug/L
34516	1,1,2,2-Tetrachloroethane	BP	N	8260B	12/24/2010 03:46	<1.0 ug/L	1.0 ug/L
34506	1,1,1-Trichloroethane	BP	N	8260B	12/24/2010 03:46	<1.0 ug/L	1.0 ug/L
77562	1,1,1,2-Tetrachloroethane	BP	N	8260B	12/24/2010 03:46	<1.0 ug/L	1.0 ug/L
34511	1,1,2-Trichloroethane	BP	N	8260B	12/24/2010 03:46	<1.0 ug/L	1.0 ug/L
77443	1,2,3-Trichloropropane	BP	N	8260B	12/24/2010 03:46	<2.5 ug/L	2.5 ug/L
34501	1,1-Dichloroethene	BP	N	8260B	12/24/2010 03:46	<1.0 ug/L	1.0 ug/L
34496	1,1-Dichloroethane	BP	N	8260B	12/24/2010 03:46	<1.0 ug/L	1.0 ug/L
34301	Chlorobenzene	BP	N	8260B	12/24/2010 03:46	<1.0 ug/L	1.0 ug/L
32102	Carbon tetrachloride	BP	N	8260B	12/24/2010 03:46	<1.0 ug/L	1.0 ug/L
77041	Carbon disulfide	BP	N	8260B	12/24/2010 03:46	<2.0 ug/L	2.0 ug/L
34311	Chloroethane	BP	N	8260B	12/24/2010 03:46	<2.0 ug/L	2.0 ug/L
77093	cis-1,2-Dichloroethene	BP	N	8260B	12/24/2010 03:46	<1.0 ug/L	1.0 ug/L
34418	Chloromethane	BP	N	8260B	12/24/2010 03:46	<2.0 ug/L	2.0 ug/L
32106	Chloroform	BP	N	8260B	12/24/2010 03:46	<1.0 ug/L	1.0 ug/L
34215	Acrylonitrile	BP	N	8260B	12/24/2010 03:46	<20 ug/L	20 ug/L
81552	Acetone	BP	N	8260B	12/24/2010 03:46	2.7 ug/L	10 ug/L

* Attach Laboratory Reports

PART III ANALYTICAL RESULTS

Facility GMS#:

Sample Date/Time: 12/16/2010 12:57PM

Test Site ID #: 19344

Report Period: 2010 / 4
Year / Qtr

Well Name: MW-5B

Well Purged (Y/N): Y

Classification of Groundwater: G-II

Well Type:
( ) Background
( ) Detection
(X) Compliance
( ) Other

Groundwater Elevation (NGVD):

or (MSL): 81.27

Storet Code	Parameter Monitored	Sampling Method	Field Filtered (Y/N)	Analysis Method	Analysis Date/Time	* Analysis Result/Units	Detection Limit/Units
81596	4-Methyl-2-pentanone (MIBK)	BP	N	8260B	12/24/2010 03:46	<5.0 ug/L	5.0 ug/L
78124	Benzene	BP	N	8260B	12/24/2010 03:46	<1.0 ug/L	1.0 ug/L
34413	Bromomethane	BP	N	8260B	12/24/2010 03:46	<2.0 ug/L	2.0 ug/L
32101	Bromodichloromethane	BP	N	8260B	12/24/2010 03:46	<1.0 ug/L	1.0 ug/L
73085	Bromochloromethane	BP	N	8260B	12/24/2010 03:46	<1.0 ug/L	1.0 ug/L
34423	Methylene Chloride	BP	N	8260B	12/24/2010 03:46	<2.0 ug/L	2.0 ug/L
000299	Field Dissolved Oxygen	BP	N	Field Sampling	12/16/2010 12:57	0.3 mg/L	-
82078	Field Turbidity	BP	N	Field Sampling	12/16/2010 12:57	2.15 NTU	-
00010	Field Temperature	BP	N	Field Sampling	12/16/2010 12:57	24.5 Degrees C	-
000406	Field pH	BP	N	Field Sampling	12/16/2010 12:57	7.71 SU	-
000094	Field Conductivity	BP	N	Field Sampling	12/16/2010 12:57	212 umhos/cm	-
082545	Groundwater Elevation	BP	N	Field Sampling	12/16/2010 12:57	50.02 ft/msl	-
00080	Color	BP	N	SM 2120B	12/17/2010 10:51	5.0 PCU	5.0 PCU
00410	Total Alkalinity	BP	N	SM 2320B	12/20/2010 12:59	83 mg/L	5.0 mg/L
70300	Total Dissolved Solids	BP	N	SM 2540C	12/22/2010 09:23	130 mg/L	10 mg/L

* Attach Laboratory Reports

PART III ANALYTICAL RESULTS

Facility GMS#: _____

Sample Date/Time: 12/16/2010 12:22PM

Test Site ID #: 19341

Report Period: 2010 / 4
Year / Qtr

Well Name: MW-4A

Well Purged (Y/N): Y

Classification of Groundwater: G-II

Well Type:
( ) Background
( ) Detection
(X) Compliance
( ) Other

Groundwater Elevation (NGVD): _____

or (MSL): 50.73

Storet Code	Parameter Monitored	Sampling Method	Field Filtered (Y/N)	Analysis Method	Analysis Date/Time	* Analysis Result/Units	Detection Limit/Units
00620	Nitrate as N	BP	N	300.0	12/17/2010 17:21	1.3 mg/L	0.50 mg/L
00940	Chloride	BP	N	300.0	12/17/2010 17:21	2.5 mg/L	3.0 mg/L
000610	Ammonia as N	BP	N	350.1	12/21/2010 15:55	0.045 mg/L	0.10 mg/L
77651	1,2-Dibromoethane	BP	N	504.1	12/29/2010 14:57	<0.019 ug/L	0.019 ug/L
38437	1,2-Dibromo-3-Chloropropane	BP	N	504.1	12/29/2010 14:57	<0.019 ug/L	0.019 ug/L
001087	Vanadium	BP	N	6010B	12/22/2010 14:44	<10 ug/L	10 ug/L
000929	Sodium	BP	N	6010B	12/22/2010 14:44	1.4 mg/L	1.0 mg/L
001077	Silver	BP	N	6010B	12/22/2010 14:44	<10 ug/L	10 ug/L
001055	Manganese	BP	N	6010B	12/22/2010 14:44	27 ug/L	10 ug/L
001105	Aluminum	BP	N	6010B	12/22/2010 14:44	120 ug/L	100 ug/L
001092	Zinc	BP	N	6010B	12/22/2010 14:44	200 ug/L	20 ug/L
001007	Barium	BP	N	6010B	12/22/2010 14:44	23 ug/L	10 ug/L
001037	Cobalt	BP	N	6010B	12/22/2010 14:44	<10 ug/L	10 ug/L
001034	Chromium	BP	N	6010B	12/22/2010 14:44	<10 ug/L	10 ug/L
001027	Cadmium	BP	N	6010B	12/22/2010 14:44	<5.0 ug/L	5.0 ug/L
001042	Copper	BP	N	6010B	12/22/2010 14:44	2.2 ug/L	15 ug/L
001067	Nickel	BP	N	6010B	12/22/2010 14:44	4.1 ug/L	40 ug/L
001147	Selenium	BP	N	6010B	12/22/2010 14:44	<15 ug/L	15 ug/L
001045	Iron	BP	N	6010B	12/22/2010 14:44	71 ug/L	100 ug/L
001051	Lead	BP	N	6010B	12/22/2010 14:44	<9.0 ug/L	9.0 ug/L
001059	Thallium	BP	N	6020	12/23/2010 05:22	<1.0 ug/L	1.0 ug/L
001002	Arsenic	BP	N	6020	12/23/2010 05:22	<5.0 ug/L	5.0 ug/L
001097	Antimony	BP	N	6020	12/23/2010 05:22	0.10 ug/L	2.0 ug/L
001012	Beryllium	BP	N	6020	12/23/2010 05:22	0.13 ug/L	1.0 ug/L
71900	Mercury	BP	N	7470A	12/20/2010 16:09	<0.20 ug/L	0.20 ug/L
34371	Ethylbenzene	BP	N	8260B	12/24/2010 04:07	<1.0 ug/L	1.0 ug/L
77596	Dibromomethane	BP	N	8260B	12/24/2010 04:07	<1.0 ug/L	1.0 ug/L
77128	Styrene	BP	N	8260B	12/24/2010 04:07	<1.0 ug/L	1.0 ug/L
77424	Iodomethane	BP	N	8260B	12/24/2010 04:07	<1.0 ug/L	1.0 ug/L
34418	Chloromethane	BP	N	8260B	12/24/2010 04:07	<2.0 ug/L	2.0 ug/L
32106	Chloroform	BP	N	8260B	12/24/2010 04:07	<1.0 ug/L	1.0 ug/L
77093	cis-1,2-Dichloroethene	BP	N	8260B	12/24/2010 04:07	<1.0 ug/L	1.0 ug/L

* Attach Laboratory Reports

PART III ANALYTICAL RESULTS

Facility GMS#:

Sample Date/Time: 12/16/2010 12:22PM

Test Site ID #: 19341

Report Period: 2010 / 4
Year / Qtr

Well Name: MW-4A

Well Purged (Y/N): Y

Classification of Groundwater: G-II

Well Type:
( ) Background
( ) Detection
(X) Compliance
( ) Other

Groundwater Elevation (NGVD):

or (MSL): 50.73

Storet Code	Parameter Monitored	Sampling Method	Field Filtered (Y/N)	Analysis Method	Analysis Date/Time	* Analysis Result/Units	Detection Limit/Units
32105	Dibromochloromethane	BP	N	8260B	12/24/2010 04:07	<1.0 ug/L	1.0 ug/L
34704	cis-1,3-Dichloropropene	BP	N	8260B	12/24/2010 04:07	<1.0 ug/L	1.0 ug/L
34475	Tetrachloroethene	BP	N	8260B	12/24/2010 04:07	<1.0 ug/L	1.0 ug/L
77057	Vinyl acetate	BP	N	8260B	12/24/2010 04:07	<3.0 ug/L	3.0 ug/L
34488	Trichlorofluoromethane	BP	N	8260B	12/24/2010 04:07	<2.0 ug/L	2.0 ug/L
39175	Vinyl chloride	BP	N	8260B	12/24/2010 04:07	<1.0 ug/L	1.0 ug/L
34423	Methylene Chloride	BP	N	8260B	12/24/2010 04:07	<2.0 ug/L	2.0 ug/L
81551	Xylenes (total)	BP	N	8260B	12/24/2010 04:07	<2.0 ug/L	2.0 ug/L
39180	Trichloroethene	BP	N	8260B	12/24/2010 04:07	<1.0 ug/L	1.0 ug/L
34010	Toluene	BP	N	8260B	12/24/2010 04:07	<1.0 ug/L	1.0 ug/L
34546	trans-1,2-Dichloroethene	BP	N	8260B	12/24/2010 04:07	<1.0 ug/L	1.0 ug/L
49263	trans-1,4-Dichloro-2-butene	BP	N	8260B	12/24/2010 04:07	<3.0 ug/L	3.0 ug/L
34699	trans-1,3-Dichloropropene	BP	N	8260B	12/24/2010 04:07	<3.0 ug/L	3.0 ug/L
34311	Chloroethane	BP	N	8260B	12/24/2010 04:07	<2.0 ug/L	2.0 ug/L
34531	1,2-Dichloroethane	BP	N	8260B	12/24/2010 04:07	<1.0 ug/L	1.0 ug/L
34536	1,2-Dichlorobenzene	BP	N	8260B	12/24/2010 04:07	<1.0 ug/L	1.0 ug/L
81595	2-Butanone (MEK)	BP	N	8260B	12/24/2010 04:07	<6.0 ug/L	6.0 ug/L
34571	1,4-Dichlorobenzene	BP	N	8260B	12/24/2010 04:07	<1.0 ug/L	1.0 ug/L
34541	1,2-Dichloropropane	BP	N	8260B	12/24/2010 04:07	<1.0 ug/L	1.0 ug/L
77443	1,2,3-Trichloropropane	BP	N	8260B	12/24/2010 04:07	<2.5 ug/L	2.5 ug/L
34516	1,1,2,2-Tetrachloroethane	BP	N	8260B	12/24/2010 04:07	<1.0 ug/L	1.0 ug/L
34506	1,1,1-Trichloroethane	BP	N	8260B	12/24/2010 04:07	<1.0 ug/L	1.0 ug/L
77562	1,1,1,2-Tetrachloroethane	BP	N	8260B	12/24/2010 04:07	<1.0 ug/L	1.0 ug/L
34501	1,1-Dichloroethene	BP	N	8260B	12/24/2010 04:07	<1.0 ug/L	1.0 ug/L
34496	1,1-Dichloroethane	BP	N	8260B	12/24/2010 04:07	<1.0 ug/L	1.0 ug/L
34511	1,1,2-Trichloroethane	BP	N	8260B	12/24/2010 04:07	<1.0 ug/L	1.0 ug/L
34301	Chlorobenzene	BP	N	8260B	12/24/2010 04:07	<1.0 ug/L	1.0 ug/L
32104	Bromoform	BP	N	8260B	12/24/2010 04:07	<1.0 ug/L	1.0 ug/L
32101	Bromodichloromethane	BP	N	8260B	12/24/2010 04:07	<1.0 ug/L	1.0 ug/L
34413	Bromomethane	BP	N	8260B	12/24/2010 04:07	<2.0 ug/L	2.0 ug/L
77041	Carbon disulfide	BP	N	8260B	12/24/2010 04:07	<2.0 ug/L	2.0 ug/L
32102	Carbon tetrachloride	BP	N	8260B	12/24/2010 04:07	<1.0 ug/L	1.0 ug/L

* Attach Laboratory Reports

PART III ANALYTICAL RESULTS

Facility GMS#:

Sample Date/Time: 12/16/2010 12:22PM

Test Site ID #: 19341

Report Period: 2010 / 4
Year / Qtr

Well Name: MW-4A

Well Purged (Y/N): Y

Classification of Groundwater: G-II

Well Type:
( ) Background
( ) Detection
(X) Compliance
( ) Other

Groundwater Elevation (NGVD):

or (MSL): 50.73

Storet Code	Parameter Monitored	Sampling Method	Field Filtered (Y/N)	Analysis Method	Analysis Date/Time	* Analysis Result/Units	Detection Limit/Units
73085	Bromochloromethane	BP	N	8260B	12/24/2010 04:07	<1.0 ug/L	1.0 ug/L
81596	4-Methyl-2-pentanone (MIBK)	BP	N	8260B	12/24/2010 04:07	<5.0 ug/L	5.0 ug/L
77103	2-Hexanone	BP	N	8260B	12/24/2010 04:07	<5.0 ug/L	5.0 ug/L
78124	Benzene	BP	N	8260B	12/24/2010 04:07	<1.0 ug/L	1.0 ug/L
34215	Acrylonitrile	BP	N	8260B	12/24/2010 04:07	<20 ug/L	20 ug/L
81552	Acetone	BP	N	8260B	12/24/2010 04:07	3.1 ug/L	10 ug/L
082545	Groundwater Elevation	BP	N	Field Sampling	12/16/2010 12:22	50.73 ft/msl	-
000299	Field Dissolved Oxygen	BP	N	Field Sampling	12/16/2010 12:22	1.1 mg/L	-
000094	Field Conductivity	BP	N	Field Sampling	12/16/2010 12:22	67 umhos/cm	-
000406	Field pH	BP	N	Field Sampling	12/16/2010 12:22	5.14 SU	-
82078	Field Turbidity	BP	N	Field Sampling	12/16/2010 12:22	3.45 NTU	-
00010	Field Temperature	BP	N	Field Sampling	12/16/2010 12:22	24.9 Degrees C	-
00080	Color	BP	N	SM 2120B	12/17/2010 10:51	<5.0 PCU	5.0 PCU
00410	Total Alkalinity	BP	N	SM 2320B	12/20/2010 13:07	1.4 mg/L	5.0 mg/L
70300	Total Dissolved Solids	BP	N	SM 2540C	12/22/2010 09:23	37 mg/L	10 mg/L

* Attach Laboratory Reports

PART III ANALYTICAL RESULTS

Facility GMS#: _____

Sample Date/Time: 12/16/2010 11:52AM

Test Site ID #: 19342

Report Period: 2010 / 4
Year / Qtr

Well Name: MW-4B

Well Purged (Y/N): Y

Classification of Groundwater: G-II

Well Type:
( ) Background
( ) Detection
(X) Compliance
( ) Other

Groundwater Elevation (NGVD): _____

or (MSL): 51.73

Storet Code	Parameter Monitored	Sampling Method	Field Filtered (Y/N)	Analysis Method	Analysis Date/Time	* Analysis Result/Units	Detection Limit/Units
00620	Nitrate as N	BP	N	300.0	12/17/2010 17:38	2.6 mg/L	0.50 mg/L
00940	Chloride	BP	N	300.0	12/17/2010 17:38	2.6 mg/L	3.0 mg/L
000610	Ammonia as N	BP	N	350.1	12/21/2010 15:56	0.050 mg/L	0.10 mg/L
77651	1,2-Dibromoethane	BP	N	504.1	12/29/2010 15:17	<0.019 ug/L	0.019 ug/L
38437	1,2-Dibromo-3-Chloropropane	BP	N	504.1	12/29/2010 15:17	<0.019 ug/L	0.019 ug/L
001034	Chromium	BP	N	6010B	12/22/2010 14:46	1.5 ug/L	10 ug/L
001037	Cobalt	BP	N	6010B	12/22/2010 14:46	<10 ug/L	10 ug/L
001055	Manganese	BP	N	6010B	12/22/2010 14:46	11 ug/L	10 ug/L
001042	Copper	BP	N	6010B	12/22/2010 14:46	<15 ug/L	15 ug/L
001007	Barium	BP	N	6010B	12/22/2010 14:46	15 ug/L	10 ug/L
001027	Cadmium	BP	N	6010B	12/22/2010 14:46	<5.0 ug/L	5.0 ug/L
001105	Aluminum	BP	N	6010B	12/22/2010 14:46	250 ug/L	100 ug/L
001077	Silver	BP	N	6010B	12/22/2010 14:46	1.1 ug/L	10 ug/L
000929	Sodium	BP	N	6010B	12/22/2010 14:46	1.2 mg/L	1.0 mg/L
001087	Vanadium	BP	N	6010B	12/22/2010 14:46	<10 ug/L	10 ug/L
001147	Selenium	BP	N	6010B	12/22/2010 14:46	<15 ug/L	15 ug/L
001045	Iron	BP	N	6010B	12/22/2010 14:46	140 ug/L	100 ug/L
001051	Lead	BP	N	6010B	12/22/2010 14:46	<9.0 ug/L	9.0 ug/L
001067	Nickel	BP	N	6010B	12/22/2010 14:46	2.9 ug/L	40 ug/L
001092	Zinc	BP	N	6010B	12/22/2010 14:46	9.8 ug/L	20 ug/L
001012	Beryllium	BP	N	6020	12/23/2010 05:25	<1.0 ug/L	1.0 ug/L
001002	Arsenic	BP	N	6020	12/23/2010 05:25	0.27 ug/L	5.0 ug/L
001097	Antimony	BP	N	6020	12/23/2010 05:25	0.11 ug/L	2.0 ug/L
001059	Thallium	BP	N	6020	12/23/2010 05:25	<1.0 ug/L	1.0 ug/L
71900	Mercury	BP	N	7470A	12/20/2010 16:11	<0.20 ug/L	0.20 ug/L
77424	Iodomethane	BP	N	8260B	12/24/2010 04:28	<1.0 ug/L	1.0 ug/L
34371	Ethylbenzene	BP	N	8260B	12/24/2010 04:28	<1.0 ug/L	1.0 ug/L
34423	Methylene Chloride	BP	N	8260B	12/24/2010 04:28	<2.0 ug/L	2.0 ug/L
34475	Tetrachloroethene	BP	N	8260B	12/24/2010 04:28	<1.0 ug/L	1.0 ug/L
77128	Styrene	BP	N	8260B	12/24/2010 04:28	<1.0 ug/L	1.0 ug/L
34704	cis-1,3-Dichloropropene	BP	N	8260B	12/24/2010 04:28	<1.0 ug/L	1.0 ug/L
77093	cis-1,2-Dichloroethene	BP	N	8260B	12/24/2010 04:28	<1.0 ug/L	1.0 ug/L

* Attach Laboratory Reports

PART III ANALYTICAL RESULTS

Facility GMS#:

Sample Date/Time: 12/16/2010 11:52AM

Test Site ID #: 19342

Report Period: 2010 / 4
Year / Qtr

Well Name: MW-4B

Well Purged (Y/N): Y

Classification of Groundwater: G-II

Well Type:
( ) Background
( ) Detection
(X) Compliance
( ) Other

Groundwater Elevation (NGVD):

or (MSL): 51.73

Storet Code	Parameter Monitored	Sampling Method	Field Filtered (Y/N)	Analysis Method	Analysis Date/Time	* Analysis Result/Units	Detection Limit/Units
32105	Dibromochloromethane	BP	N	8260B	12/24/2010 04:28	<1.0 ug/L	1.0 ug/L
77596	Dibromomethane	BP	N	8260B	12/24/2010 04:28	<1.0 ug/L	1.0 ug/L
77057	Vinyl acetate	BP	N	8260B	12/24/2010 04:28	<3.0 ug/L	3.0 ug/L
34488	Trichlorofluoromethane	BP	N	8260B	12/24/2010 04:28	<2.0 ug/L	2.0 ug/L
39175	Vinyl chloride	BP	N	8260B	12/24/2010 04:28	<1.0 ug/L	1.0 ug/L
34506	1,1,1-Trichloroethane	BP	N	8260B	12/24/2010 04:28	<1.0 ug/L	1.0 ug/L
81551	Xylenes (total)	BP	N	8260B	12/24/2010 04:28	<2.0 ug/L	2.0 ug/L
34546	trans-1,2-Dichloroethene	BP	N	8260B	12/24/2010 04:28	<1.0 ug/L	1.0 ug/L
34010	Toluene	BP	N	8260B	12/24/2010 04:28	<1.0 ug/L	1.0 ug/L
34699	trans-1,3-Dichloropropene	BP	N	8260B	12/24/2010 04:28	<3.0 ug/L	3.0 ug/L
39180	Trichloroethene	BP	N	8260B	12/24/2010 04:28	<1.0 ug/L	1.0 ug/L
49263	trans-1,4-Dichloro-2-butene	BP	N	8260B	12/24/2010 04:28	<3.0 ug/L	3.0 ug/L
34541	1,2-Dichloropropane	BP	N	8260B	12/24/2010 04:28	<1.0 ug/L	1.0 ug/L
34531	1,2-Dichloroethane	BP	N	8260B	12/24/2010 04:28	<1.0 ug/L	1.0 ug/L
34571	1,4-Dichlorobenzene	BP	N	8260B	12/24/2010 04:28	<1.0 ug/L	1.0 ug/L
77103	2-Hexanone	BP	N	8260B	12/24/2010 04:28	<5.0 ug/L	5.0 ug/L
81595	2-Butanone (MEK)	BP	N	8260B	12/24/2010 04:28	<6.0 ug/L	6.0 ug/L
34511	1,1,2-Trichloroethane	BP	N	8260B	12/24/2010 04:28	<1.0 ug/L	1.0 ug/L
34516	1,1,2,2-Tetrachloroethane	BP	N	8260B	12/24/2010 04:28	<1.0 ug/L	1.0 ug/L
77562	1,1,1,2-Tetrachloroethane	BP	N	8260B	12/24/2010 04:28	<1.0 ug/L	1.0 ug/L
34496	1,1-Dichloroethane	BP	N	8260B	12/24/2010 04:28	<1.0 ug/L	1.0 ug/L
34536	1,2-Dichlorobenzene	BP	N	8260B	12/24/2010 04:28	<1.0 ug/L	1.0 ug/L
77443	1,2,3-Trichloropropane	BP	N	8260B	12/24/2010 04:28	<2.5 ug/L	2.5 ug/L
34501	1,1-Dichloroethene	BP	N	8260B	12/24/2010 04:28	<1.0 ug/L	1.0 ug/L
32102	Carbon tetrachloride	BP	N	8260B	12/24/2010 04:28	<1.0 ug/L	1.0 ug/L
77041	Carbon disulfide	BP	N	8260B	12/24/2010 04:28	<2.0 ug/L	2.0 ug/L
34413	Bromomethane	BP	N	8260B	12/24/2010 04:28	<2.0 ug/L	2.0 ug/L
34301	Chlorobenzene	BP	N	8260B	12/24/2010 04:28	<1.0 ug/L	1.0 ug/L
34418	Chloromethane	BP	N	8260B	12/24/2010 04:28	<2.0 ug/L	2.0 ug/L
32106	Chloroform	BP	N	8260B	12/24/2010 04:28	<1.0 ug/L	1.0 ug/L
34311	Chloroethane	BP	N	8260B	12/24/2010 04:28	<2.0 ug/L	2.0 ug/L
34215	Acrylonitrile	BP	N	8260B	12/24/2010 04:28	<20 ug/L	20 ug/L

* Attach Laboratory Reports

PART III ANALYTICAL RESULTS

Facility GMS#:

Sample Date/Time: 12/16/2010 11:52AM

Test Site ID #: 19342

Report Period: 2010 / 4
Year / Qtr

Well Name: MW-4B

Well Purged (Y/N): Y

Classification of Groundwater: G-II

Well Type:
( ) Background
( ) Detection
(X) Compliance
( ) Other

Groundwater Elevation (NGVD):

or (MSL): 51.73

Storet Code	Parameter Monitored	Sampling Method	Field Filtered (Y/N)	Analysis Method	Analysis Date/Time	* Analysis Result/Units	Detection Limit/Units
81552	Acetone	BP	N	8260B	12/24/2010 04:28	2.8 ug/L	10 ug/L
81596	4-Methyl-2-pentanone (MIBK)	BP	N	8260B	12/24/2010 04:28	<5.0 ug/L	5.0 ug/L
78124	Benzene	BP	N	8260B	12/24/2010 04:28	<1.0 ug/L	1.0 ug/L
32104	Bromoform	BP	N	8260B	12/24/2010 04:28	<1.0 ug/L	1.0 ug/L
32101	Bromodichloromethane	BP	N	8260B	12/24/2010 04:28	<1.0 ug/L	1.0 ug/L
73085	Bromochloromethane	BP	N	8260B	12/24/2010 04:28	<1.0 ug/L	1.0 ug/L
000406	Field pH	BP	N	Field Sampling	12/16/2010 11:52	5.44 SU	-
00010	Field Temperature	BP	N	Field Sampling	12/16/2010 11:52	24.6 Degrees C	-
000094	Field Conductivity	BP	N	Field Sampling	12/16/2010 11:52	47 umhos/cm	-
000299	Field Dissolved Oxygen	BP	N	Field Sampling	12/16/2010 11:52	0.8 mg/L	-
082545	Groundwater Elevation	BP	N	Field Sampling	12/16/2010 11:52	51.73 ft/msl	-
82078	Field Turbidity	BP	N	Field Sampling	12/16/2010 11:52	9.76 NTU	-
00080	Color	BP	N	SM 2120B	12/17/2010 10:51	<5.0 PCU	5.0 PCU
00410	Total Alkalinity	BP	N	SM 2320B	12/20/2010 13:14	4.1 mg/L	5.0 mg/L
70300	Total Dissolved Solids	BP	N	SM 2540C	12/22/2010 09:23	45 mg/L	10 mg/L

* Attach Laboratory Reports

PART III ANALYTICAL RESULTS

Facility GMS#: _____

Sample Date/Time: 12/16/2010 03:03PM

Test Site ID #: 19337

Report Period: 2010 / 4
Year / Qtr

Well Name: MW-2AR

Well Purged (Y/N): Y

Classification of Groundwater: G-II

Well Type: (X) Background
( ) Detection
( ) Compliance
( ) Other

Groundwater Elevation (NGVD): _____

or (MSL): 51.61

Storet Code	Parameter Monitored	Sampling Method	Field Filtered (Y/N)	Analysis Method	Analysis Date/Time	* Analysis Result/Units	Detection Limit/Units
00620	Nitrate as N	BP	N	300.0	12/17/2010 17:54	1.6 mg/L	0.50 mg/L
00940	Chloride	BP	N	300.0	12/17/2010 17:54	6.2 mg/L	3.0 mg/L
000610	Ammonia as N	BP	N	350.1	12/21/2010 15:58	0.042 mg/L	0.10 mg/L
38437	1,2-Dibromo-3-Chloropropane	BP	N	504.1	12/29/2010 15:37	<0.019 ug/L	0.019 ug/L
77651	1,2-Dibromoethane	BP	N	504.1	12/29/2010 15:37	<0.019 ug/L	0.019 ug/L
001147	Selenium	BP	N	6010B	12/22/2010 14:49	<15 ug/L	15 ug/L
001067	Nickel	BP	N	6010B	12/22/2010 14:49	<40 ug/L	40 ug/L
001105	Aluminum	BP	N	6010B	12/22/2010 14:49	59 ug/L	100 ug/L
001055	Manganese	BP	N	6010B	12/22/2010 14:49	4.0 ug/L	10 ug/L
001007	Barium	BP	N	6010B	12/22/2010 14:49	11 ug/L	10 ug/L
001092	Zinc	BP	N	6010B	12/22/2010 14:49	5.1 ug/L	20 ug/L
001077	Silver	BP	N	6010B	12/22/2010 14:49	1.3 ug/L	10 ug/L
000929	Sodium	BP	N	6010B	12/22/2010 14:49	4.4 mg/L	1.0 mg/L
001087	Vanadium	BP	N	6010B	12/22/2010 14:49	<10 ug/L	10 ug/L
001051	Lead	BP	N	6010B	12/22/2010 14:49	<9.0 ug/L	9.0 ug/L
001045	Iron	BP	N	6010B	12/22/2010 14:49	22 ug/L	100 ug/L
001037	Cobalt	BP	N	6010B	12/22/2010 14:49	<10 ug/L	10 ug/L
001027	Cadmium	BP	N	6010B	12/22/2010 14:49	<5.0 ug/L	5.0 ug/L
001042	Copper	BP	N	6010B	12/22/2010 14:49	<15 ug/L	15 ug/L
001034	Chromium	BP	N	6010B	12/22/2010 14:49	<10 ug/L	10 ug/L
001002	Arsenic	BP	N	6020	12/23/2010 05:33	<5.0 ug/L	5.0 ug/L
001097	Antimony	BP	N	6020	12/23/2010 05:33	<2.0 ug/L	2.0 ug/L
001012	Beryllium	BP	N	6020	12/23/2010 05:33	<1.0 ug/L	1.0 ug/L
001059	Thallium	BP	N	6020	12/23/2010 05:33	0.028 ug/L	1.0 ug/L
71900	Mercury	BP	N	7470A	12/20/2010 16:14	<0.20 ug/L	0.20 ug/L
34704	cis-1,3-Dichloropropene	BP	N	8260B	12/24/2010 04:49	<1.0 ug/L	1.0 ug/L
34541	1,2-Dichloropropane	BP	N	8260B	12/24/2010 04:49	<1.0 ug/L	1.0 ug/L
34571	1,4-Dichlorobenzene	BP	N	8260B	12/24/2010 04:49	<1.0 ug/L	1.0 ug/L
32105	Dibromochloromethane	BP	N	8260B	12/24/2010 04:49	<1.0 ug/L	1.0 ug/L
81552	Acetone	BP	N	8260B	12/24/2010 04:49	3.4 ug/L	10 ug/L
77443	1,2,3-Trichloropropane	BP	N	8260B	12/24/2010 04:49	<2.5 ug/L	2.5 ug/L
34501	1,1-Dichloroethene	BP	N	8260B	12/24/2010 04:49	<1.0 ug/L	1.0 ug/L

* Attach Laboratory Reports

PART III ANALYTICAL RESULTS

Facility GMS#: _____

Test Site ID #: 19337

Sample Date/Time: 12/16/2010 03:03PM

Report Period: 2010 / 4
Year / Qtr

Well Name: MW-2AR

Classification of Groundwater: G-II

Groundwater Elevation (NGVD): _____

or (MSL): 51.61

Well Purged (Y/N): Y

Well Type:
(X) Background
( ) Detection
( ) Compliance
( ) Other

Storet Code	Parameter Monitored	Sampling Method	Field Filtered (Y/N)	Analysis Method	Analysis Date/Time	* Analysis Result/Units	Detection Limit/Units
34531	1,2-Dichloroethane	BP	N	8260B	12/24/2010 04:49	<1.0 ug/L	1.0 ug/L
34536	1,2-Dichlorobenzene	BP	N	8260B	12/24/2010 04:49	<1.0 ug/L	1.0 ug/L
78124	Benzene	BP	N	8260B	12/24/2010 04:49	<1.0 ug/L	1.0 ug/L
34215	Acrylonitrile	BP	N	8260B	12/24/2010 04:49	<20 ug/L	20 ug/L
32101	Bromodichloromethane	BP	N	8260B	12/24/2010 04:49	<1.0 ug/L	1.0 ug/L
73085	Bromochloromethane	BP	N	8260B	12/24/2010 04:49	<1.0 ug/L	1.0 ug/L
81596	4-Methyl-2-pentanone (MIBK)	BP	N	8260B	12/24/2010 04:49	<5.0 ug/L	5.0 ug/L
81595	2-Butanone (MEK)	BP	N	8260B	12/24/2010 04:49	<6.0 ug/L	6.0 ug/L
77103	2-Hexanone	BP	N	8260B	12/24/2010 04:49	<5.0 ug/L	5.0 ug/L
32104	Bromoform	BP	N	8260B	12/24/2010 04:49	<1.0 ug/L	1.0 ug/L
32106	Chloroform	BP	N	8260B	12/24/2010 04:49	<1.0 ug/L	1.0 ug/L
34311	Chloroethane	BP	N	8260B	12/24/2010 04:49	<2.0 ug/L	2.0 ug/L
77093	cis-1,2-Dichloroethene	BP	N	8260B	12/24/2010 04:49	<1.0 ug/L	1.0 ug/L
34418	Chloromethane	BP	N	8260B	12/24/2010 04:49	<2.0 ug/L	2.0 ug/L
77041	Carbon disulfide	BP	N	8260B	12/24/2010 04:49	<2.0 ug/L	2.0 ug/L
34413	Bromomethane	BP	N	8260B	12/24/2010 04:49	<2.0 ug/L	2.0 ug/L
34301	Chlorobenzene	BP	N	8260B	12/24/2010 04:49	<1.0 ug/L	1.0 ug/L
32102	Carbon tetrachloride	BP	N	8260B	12/24/2010 04:49	<1.0 ug/L	1.0 ug/L
34511	1,1,2-Trichloroethane	BP	N	8260B	12/24/2010 04:49	<1.0 ug/L	1.0 ug/L
34546	trans-1,2-Dichloroethene	BP	N	8260B	12/24/2010 04:49	<1.0 ug/L	1.0 ug/L
34699	trans-1,3-Dichloropropene	BP	N	8260B	12/24/2010 04:49	<3.0 ug/L	3.0 ug/L
49263	trans-1,4-Dichloro-2-butene	BP	N	8260B	12/24/2010 04:49	<3.0 ug/L	3.0 ug/L
34475	Tetrachloroethene	BP	N	8260B	12/24/2010 04:49	<1.0 ug/L	1.0 ug/L
34010	Toluene	BP	N	8260B	12/24/2010 04:49	<1.0 ug/L	1.0 ug/L
39175	Vinyl chloride	BP	N	8260B	12/24/2010 04:49	<1.0 ug/L	1.0 ug/L
81551	Xylenes (total)	BP	N	8260B	12/24/2010 04:49	<2.0 ug/L	2.0 ug/L
34496	1,1-Dichloroethane	BP	N	8260B	12/24/2010 04:49	<1.0 ug/L	1.0 ug/L
39180	Trichloroethene	BP	N	8260B	12/24/2010 04:49	<1.0 ug/L	1.0 ug/L
34488	Trichlorofluoromethane	BP	N	8260B	12/24/2010 04:49	<2.0 ug/L	2.0 ug/L
77057	Vinyl acetate	BP	N	8260B	12/24/2010 04:49	<3.0 ug/L	3.0 ug/L
77128	Styrene	BP	N	8260B	12/24/2010 04:49	<1.0 ug/L	1.0 ug/L
77562	1,1,1,2-Tetrachloroethane	BP	N	8260B	12/24/2010 04:49	<1.0 ug/L	1.0 ug/L

* Attach Laboratory Reports

PART III ANALYTICAL RESULTS

Facility GMS#:

Sample Date/Time: 12/16/2010 03:03PM

Test Site ID #: 19337

Report Period: 2010 / 4
Year / Qtr

Well Name: MW-2AR

Well Purged (Y/N): Y

Classification of Groundwater: G-II

Well Type: (X) Background
( ) Detection
( ) Compliance
( ) Other

Groundwater Elevation (NGVD):

or (MSL): 51.61

Storet Code	Parameter Monitored	Sampling Method	Field Filtered (Y/N)	Analysis Method	Analysis Date/Time	* Analysis Result/Units	Detection Limit/Units
34516	1,1,2,2-Tetrachloroethane	BP	N	8260B	12/24/2010 04:49	<1.0 ug/L	1.0 ug/L
34506	1,1,1-Trichloroethane	BP	N	8260B	12/24/2010 04:49	<1.0 ug/L	1.0 ug/L
34371	Ethylbenzene	BP	N	8260B	12/24/2010 04:49	<1.0 ug/L	1.0 ug/L
77424	Iodomethane	BP	N	8260B	12/24/2010 04:49	<1.0 ug/L	1.0 ug/L
77596	Dibromomethane	BP	N	8260B	12/24/2010 04:49	<1.0 ug/L	1.0 ug/L
34423	Methylene Chloride	BP	N	8260B	12/24/2010 04:49	<2.0 ug/L	2.0 ug/L
82078	Field Turbidity	BP	N	Field Sampling	12/16/2010 15:03	1.90 NTU	-
000299	Field Dissolved Oxygen	BP	N	Field Sampling	12/16/2010 15:03	2.7 mg/L	-
00010	Field Temperature	BP	N	Field Sampling	12/16/2010 15:03	22.7 Degrees C	-
000406	Field pH	BP	N	Field Sampling	12/16/2010 15:03	5.06 SU	-
000094	Field Conductivity	BP	N	Field Sampling	12/16/2010 15:03	44 umhos/cm	-
082545	Groundwater Elevation	BP	N	Field Sampling	12/16/2010 15:03	51.61 ft/msl	-
00080	Color	BP	N	SM 2120B	12/17/2010 10:51	<5.0 PCU	5.0 PCU
00410	Total Alkalinity	BP	N	SM 2320B	12/20/2010 13:20	<5.0 mg/L	5.0 mg/L
70300	Total Dissolved Solids	BP	N	SM 2540C	12/22/2010 09:23	32 mg/L	10 mg/L

* Attach Laboratory Reports

PART III ANALYTICAL RESULTS

Facility GMS#:

Sample Date/Time: 12/16/2010 02:32PM

Test Site ID #: 19881

Report Period: 2010 / 4
Year / Qtr

Well Name: MW-FL3

Well Purged (Y/N): Y

Classification of Groundwater: G-II

Well Type:
( ) Background
( ) Detection
(X) Compliance
( ) Other

Groundwater Elevation (NGVD):

or (MSL): 49.98

Storet Code	Parameter Monitored	Sampling Method	Field Filtered (Y/N)	Analysis Method	Analysis Date/Time	* Analysis Result/Units	Detection Limit/Units
00940	Chloride	BP	N	300.0	12/17/2010 18:11	9.1 mg/L	3.0 mg/L
00620	Nitrate as N	BP	N	300.0	12/17/2010 18:11	<0.50 mg/L	0.50 mg/L
000610	Ammonia as N	BP	N	350.1	12/21/2010 16:16	0.071 mg/L	0.10 mg/L
38437	1,2-Dibromo-3-Chloropropane	BP	N	504.1	12/29/2010 15:58	<0.019 ug/L	0.019 ug/L
77651	1,2-Dibromoethane	BP	N	504.1	12/29/2010 15:58	<0.019 ug/L	0.019 ug/L
001092	Zinc	BP	N	6010B	12/22/2010 14:51	25 ug/L	20 ug/L
001087	Vanadium	BP	N	6010B	12/22/2010 14:51	1.1 ug/L	10 ug/L
001055	Manganese	BP	N	6010B	12/22/2010 14:51	60 ug/L	10 ug/L
001105	Aluminum	BP	N	6010B	12/22/2010 14:51	390 ug/L	100 ug/L
001034	Chromium	BP	N	6010B	12/22/2010 14:51	2.3 ug/L	10 ug/L
001027	Cadmium	BP	N	6010B	12/22/2010 14:51	<5.0 ug/L	5.0 ug/L
001007	Barium	BP	N	6010B	12/22/2010 14:51	30 ug/L	10 ug/L
001037	Cobalt	BP	N	6010B	12/22/2010 14:51	<10 ug/L	10 ug/L
001051	Lead	BP	N	6010B	12/22/2010 14:51	3.5 ug/L	9.0 ug/L
001045	Iron	BP	N	6010B	12/22/2010 14:51	350 ug/L	100 ug/L
001042	Copper	BP	N	6010B	12/22/2010 14:51	2.0 ug/L	15 ug/L
001077	Silver	BP	N	6010B	12/22/2010 14:51	<10 ug/L	10 ug/L
001067	Nickel	BP	N	6010B	12/22/2010 14:51	1.8 ug/L	40 ug/L
001147	Selenium	BP	N	6010B	12/22/2010 14:51	<15 ug/L	15 ug/L
000929	Sodium	BP	N	6010B	12/22/2010 14:51	4.8 mg/L	1.0 mg/L
001097	Antimony	BP	N	6020	12/23/2010 05:36	0.83 ug/L	2.0 ug/L
001059	Thallium	BP	N	6020	12/23/2010 05:36	0.091 ug/L	1.0 ug/L
001002	Arsenic	BP	N	6020	12/23/2010 05:36	1.0 ug/L	5.0 ug/L
001012	Beryllium	BP	N	6020	12/23/2010 05:36	<1.0 ug/L	1.0 ug/L
71900	Mercury	BP	N	7470A	12/20/2010 16:25	<0.20 ug/L	0.20 ug/L
77128	Styrene	BP	N	8260B	12/24/2010 05:10	<1.0 ug/L	1.0 ug/L
34423	Methylene Chloride	BP	N	8260B	12/24/2010 05:10	<2.0 ug/L	2.0 ug/L
34475	Tetrachloroethene	BP	N	8260B	12/24/2010 05:10	<1.0 ug/L	1.0 ug/L
77424	Iodomethane	BP	N	8260B	12/24/2010 05:10	<1.0 ug/L	1.0 ug/L
32105	Dibromochloromethane	BP	N	8260B	12/24/2010 05:10	<1.0 ug/L	1.0 ug/L
34371	Ethylbenzene	BP	N	8260B	12/24/2010 05:10	<1.0 ug/L	1.0 ug/L
34704	cis-1,3-Dichloropropene	BP	N	8260B	12/24/2010 05:10	<1.0 ug/L	1.0 ug/L

* Attach Laboratory Reports

PART III ANALYTICAL RESULTS

Facility GMS#:

Sample Date/Time: 12/16/2010 02:32PM

Test Site ID #: 19881

Report Period: 2010 / 4
Year / Qtr

Well Name: MW-FL3

Well Purged (Y/N): Y

Classification of Groundwater: G-II

Well Type:
( ) Background
( ) Detection
(X) Compliance
( ) Other

Groundwater Elevation (NGVD):

or (MSL): 49.98

Storet Code	Parameter Monitored	Sampling Method	Field Filtered (Y/N)	Analysis Method	Analysis Date/Time	* Analysis Result/Units	Detection Limit/Units
77057	Vinyl acetate	BP	N	8260B	12/24/2010 05:10	<3.0 ug/L	3.0 ug/L
34488	Trichlorofluoromethane	BP	N	8260B	12/24/2010 05:10	<2.0 ug/L	2.0 ug/L
39175	Vinyl chloride	BP	N	8260B	12/24/2010 05:10	<1.0 ug/L	1.0 ug/L
77596	Dibromomethane	BP	N	8260B	12/24/2010 05:10	<1.0 ug/L	1.0 ug/L
81551	Xylenes (total)	BP	N	8260B	12/24/2010 05:10	<2.0 ug/L	2.0 ug/L
34546	trans-1,2-Dichloroethene	BP	N	8260B	12/24/2010 05:10	<1.0 ug/L	1.0 ug/L
34010	Toluene	BP	N	8260B	12/24/2010 05:10	<1.0 ug/L	1.0 ug/L
34699	trans-1,3-Dichloropropene	BP	N	8260B	12/24/2010 05:10	<3.0 ug/L	3.0 ug/L
39180	Trichloroethene	BP	N	8260B	12/24/2010 05:10	<1.0 ug/L	1.0 ug/L
49263	trans-1,4-Dichloro-2-butene	BP	N	8260B	12/24/2010 05:10	<3.0 ug/L	3.0 ug/L
77093	cis-1,2-Dichloroethene	BP	N	8260B	12/24/2010 05:10	<1.0 ug/L	1.0 ug/L
34531	1,2-Dichloroethane	BP	N	8260B	12/24/2010 05:10	<1.0 ug/L	1.0 ug/L
34536	1,2-Dichlorobenzene	BP	N	8260B	12/24/2010 05:10	<1.0 ug/L	1.0 ug/L
34541	1,2-Dichloropropane	BP	N	8260B	12/24/2010 05:10	<1.0 ug/L	1.0 ug/L
77103	2-Hexanone	BP	N	8260B	12/24/2010 05:10	<5.0 ug/L	5.0 ug/L
81595	2-Butanone (MEK)	BP	N	8260B	12/24/2010 05:10	<6.0 ug/L	6.0 ug/L
34571	1,4-Dichlorobenzene	BP	N	8260B	12/24/2010 05:10	<1.0 ug/L	1.0 ug/L
34516	1,1,2,2-Tetrachloroethane	BP	N	8260B	12/24/2010 05:10	<1.0 ug/L	1.0 ug/L
34506	1,1,1-Trichloroethane	BP	N	8260B	12/24/2010 05:10	<1.0 ug/L	1.0 ug/L
77562	1,1,1,2-Tetrachloroethane	BP	N	8260B	12/24/2010 05:10	<1.0 ug/L	1.0 ug/L
34511	1,1,2-Trichloroethane	BP	N	8260B	12/24/2010 05:10	<1.0 ug/L	1.0 ug/L
77443	1,2,3-Trichloropropane	BP	N	8260B	12/24/2010 05:10	<2.5 ug/L	2.5 ug/L
34501	1,1-Dichloroethene	BP	N	8260B	12/24/2010 05:10	<1.0 ug/L	1.0 ug/L
34496	1,1-Dichloroethane	BP	N	8260B	12/24/2010 05:10	<1.0 ug/L	1.0 ug/L
34413	Bromomethane	BP	N	8260B	12/24/2010 05:10	<2.0 ug/L	2.0 ug/L
77041	Carbon disulfide	BP	N	8260B	12/24/2010 05:10	<2.0 ug/L	2.0 ug/L
32104	Bromoform	BP	N	8260B	12/24/2010 05:10	<1.0 ug/L	1.0 ug/L
73085	Bromochloromethane	BP	N	8260B	12/24/2010 05:10	<1.0 ug/L	1.0 ug/L
32101	Bromodichloromethane	BP	N	8260B	12/24/2010 05:10	<1.0 ug/L	1.0 ug/L
32106	Chloroform	BP	N	8260B	12/24/2010 05:10	<1.0 ug/L	1.0 ug/L
34418	Chloromethane	BP	N	8260B	12/24/2010 05:10	<2.0 ug/L	2.0 ug/L
34311	Chloroethane	BP	N	8260B	12/24/2010 05:10	<2.0 ug/L	2.0 ug/L

* Attach Laboratory Reports

PART III ANALYTICAL RESULTS

Facility GMS#:

Test Site ID #: 19881

Sample Date/Time: 12/16/2010 02:32PM

Report Period: 2010 / 4
Year / Qtr

Well Name: MW-FL3

Classification of Groundwater: G-II

Groundwater Elevation (NGVD):

or (MSL): 49.98

Well Purged (Y/N): Y

Well Type:
( ) Background
( ) Detection
(X) Compliance
( ) Other

Storet Code	Parameter Monitored	Sampling Method	Field Filtered (Y/N)	Analysis Method	Analysis Date/Time	* Analysis Result/Units	Detection Limit/Units
32102	Carbon tetrachloride	BP	N	8260B	12/24/2010 05:10	<1.0 ug/L	1.0 ug/L
34301	Chlorobenzene	BP	N	8260B	12/24/2010 05:10	<1.0 ug/L	1.0 ug/L
34215	Acrylonitrile	BP	N	8260B	12/24/2010 05:10	<20 ug/L	20 ug/L
78124	Benzene	BP	N	8260B	12/24/2010 05:10	<1.0 ug/L	1.0 ug/L
81596	4-Methyl-2-pentanone (MIBK)	BP	N	8260B	12/24/2010 05:10	<5.0 ug/L	5.0 ug/L
81552	Acetone	BP	N	8260B	12/24/2010 05:10	3.3 ug/L	10 ug/L
082545	Groundwater Elevation	BP	N	Field Sampling	12/16/2010 14:32	49.98 ft/msl	-
000094	Field Conductivity	BP	N	Field Sampling	12/16/2010 14:32	252 umhos/cm	-
00010	Field Temperature	BP	N	Field Sampling	12/16/2010 14:32	23.3 Degrees C	-
82078	Field Turbidity	BP	N	Field Sampling	12/16/2010 14:32	1.97 NTU	-
000299	Field Dissolved Oxygen	BP	N	Field Sampling	12/16/2010 14:32	0.0 mg/L	-
000406	Field pH	BP	N	Field Sampling	12/16/2010 14:32	7.46 SU	-
00080	Color	BP	N	SM 2120B	12/17/2010 10:51	<5.0 PCU	5.0 PCU
00410	Total Alkalinity	BP	N	SM 2320B	12/20/2010 13:27	110 mg/L	5.0 mg/L
70300	Total Dissolved Solids	BP	N	SM 2540C	12/22/2010 09:23	140 mg/L	10 mg/L

* Attach Laboratory Reports

PART III ANALYTICAL RESULTS

Facility GMS#:

Sample Date/Time: 12/16/2010 01:51PM

Test Site ID #: 19348

Report Period: 2010 / 4
Year / Qtr

Well Name: MW-7B

Well Purged (Y/N): Y

Classification of Groundwater: G-II

Well Type:
( ) Background
( ) Detection
(X) Compliance
( ) Other

Groundwater Elevation (NGVD):

or (MSL): 51.63

Storet Code	Parameter Monitored	Sampling Method	Field Filtered (Y/N)	Analysis Method	Analysis Date/Time	* Analysis Result/Units	Detection Limit/Units
00940	Chloride	BP	N	300.0	12/17/2010 18:28	4.2 mg/L	3.0 mg/L
00620	Nitrate as N	BP	N	300.0	12/17/2010 18:28	<0.50 mg/L	0.50 mg/L
000610	Ammonia as N	BP	N	350.1	12/21/2010 16:43	0.052 mg/L	0.10 mg/L
38437	1,2-Dibromo-3-Chloropropane	BP	N	504.1	12/29/2010 16:19	<0.019 ug/L	0.019 ug/L
77651	1,2-Dibromoethane	BP	N	504.1	12/29/2010 16:19	<0.019 ug/L	0.019 ug/L
001087	Vanadium	BP	N	6010B	12/22/2010 14:53	<10 ug/L	10 ug/L
001077	Silver	BP	N	6010B	12/22/2010 14:53	1.1 ug/L	10 ug/L
000929	Sodium	BP	N	6010B	12/22/2010 14:53	6.3 mg/L	1.0 mg/L
001055	Manganese	BP	N	6010B	12/22/2010 14:53	4.7 ug/L	10 ug/L
001105	Aluminum	BP	N	6010B	12/22/2010 14:53	170 ug/L	100 ug/L
001092	Zinc	BP	N	6010B	12/22/2010 14:53	<20 ug/L	20 ug/L
001147	Selenium	BP	N	6010B	12/22/2010 14:53	<15 ug/L	15 ug/L
001034	Chromium	BP	N	6010B	12/22/2010 14:53	3.3 ug/L	10 ug/L
001037	Cobalt	BP	N	6010B	12/22/2010 14:53	<10 ug/L	10 ug/L
001007	Barium	BP	N	6010B	12/22/2010 14:53	5.0 ug/L	10 ug/L
001027	Cadmium	BP	N	6010B	12/22/2010 14:53	<5.0 ug/L	5.0 ug/L
001051	Lead	BP	N	6010B	12/22/2010 14:53	<9.0 ug/L	9.0 ug/L
001067	Nickel	BP	N	6010B	12/22/2010 14:53	2.0 ug/L	40 ug/L
001042	Copper	BP	N	6010B	12/22/2010 14:53	<15 ug/L	15 ug/L
001045	Iron	BP	N	6010B	12/22/2010 14:53	260 ug/L	100 ug/L
001012	Beryllium	BP	N	6020	12/23/2010 05:39	<1.0 ug/L	1.0 ug/L
001059	Thallium	BP	N	6020	12/23/2010 05:39	<1.0 ug/L	1.0 ug/L
001002	Arsenic	BP	N	6020	12/23/2010 05:39	1.3 ug/L	5.0 ug/L
001097	Antimony	BP	N	6020	12/23/2010 05:39	<2.0 ug/L	2.0 ug/L
71900	Mercury	BP	N	7470A	12/20/2010 16:32	<0.20 ug/L	0.20 ug/L
34536	1,2-Dichlorobenzene	BP	N	8260B	12/24/2010 05:32	<1.0 ug/L	1.0 ug/L
77443	1,2,3-Trichloropropane	BP	N	8260B	12/24/2010 05:32	<2.5 ug/L	2.5 ug/L
34571	1,4-Dichlorobenzene	BP	N	8260B	12/24/2010 05:32	<1.0 ug/L	1.0 ug/L
34541	1,2-Dichloropropane	BP	N	8260B	12/24/2010 05:32	<1.0 ug/L	1.0 ug/L
34531	1,2-Dichloroethane	BP	N	8260B	12/24/2010 05:32	<1.0 ug/L	1.0 ug/L
34516	1,1,2,2-Tetrachloroethane	BP	N	8260B	12/24/2010 05:32	<1.0 ug/L	1.0 ug/L
34506	1,1,1-Trichloroethane	BP	N	8260B	12/24/2010 05:32	<1.0 ug/L	1.0 ug/L

* Attach Laboratory Reports

PART III ANALYTICAL RESULTS

Facility GMS#:

Sample Date/Time: 12/16/2010 01:51PM

Test Site ID #: 19348

Report Period: 2010 / 4
Year / Qtr

Well Name: MW-7B

Well Purged (Y/N): Y

Classification of Groundwater: G-II

Well Type:
( ) Background
( ) Detection
(X) Compliance
( ) Other

Groundwater Elevation (NGVD):

or (MSL): 51.63

Storet Code	Parameter Monitored	Sampling Method	Field Filtered (Y/N)	Analysis Method	Analysis Date/Time	* Analysis Result/Units	Detection Limit/Units
77562	1,1,1,2-Tetrachloroethane	BP	N	8260B	12/24/2010 05:32	<1.0 ug/L	1.0 ug/L
34501	1,1-Dichloroethene	BP	N	8260B	12/24/2010 05:32	<1.0 ug/L	1.0 ug/L
34496	1,1-Dichloroethane	BP	N	8260B	12/24/2010 05:32	<1.0 ug/L	1.0 ug/L
34511	1,1,2-Trichloroethane	BP	N	8260B	12/24/2010 05:32	<1.0 ug/L	1.0 ug/L
81595	2-Butanone (MEK)	BP	N	8260B	12/24/2010 05:32	<6.0 ug/L	6.0 ug/L
77128	Styrene	BP	N	8260B	12/24/2010 05:32	<1.0 ug/L	1.0 ug/L
34423	Methylene Chloride	BP	N	8260B	12/24/2010 05:32	<2.0 ug/L	2.0 ug/L
34475	Tetrachloroethene	BP	N	8260B	12/24/2010 05:32	<1.0 ug/L	1.0 ug/L
77424	Iodomethane	BP	N	8260B	12/24/2010 05:32	<1.0 ug/L	1.0 ug/L
32105	Dibromochloromethane	BP	N	8260B	12/24/2010 05:32	<1.0 ug/L	1.0 ug/L
34371	Ethylbenzene	BP	N	8260B	12/24/2010 05:32	<1.0 ug/L	1.0 ug/L
77596	Dibromomethane	BP	N	8260B	12/24/2010 05:32	<1.0 ug/L	1.0 ug/L
77057	Vinyl acetate	BP	N	8260B	12/24/2010 05:32	<3.0 ug/L	3.0 ug/L
34488	Trichlorofluoromethane	BP	N	8260B	12/24/2010 05:32	<2.0 ug/L	2.0 ug/L
81551	Xylenes (total)	BP	N	8260B	12/24/2010 05:32	<2.0 ug/L	2.0 ug/L
39175	Vinyl chloride	BP	N	8260B	12/24/2010 05:32	<1.0 ug/L	1.0 ug/L
39180	Trichloroethene	BP	N	8260B	12/24/2010 05:32	<1.0 ug/L	1.0 ug/L
34546	trans-1,2-Dichloroethene	BP	N	8260B	12/24/2010 05:32	<1.0 ug/L	1.0 ug/L
34010	Toluene	BP	N	8260B	12/24/2010 05:32	<1.0 ug/L	1.0 ug/L
49263	trans-1,4-Dichloro-2-butene	BP	N	8260B	12/24/2010 05:32	<3.0 ug/L	3.0 ug/L
34699	trans-1,3-Dichloropropene	BP	N	8260B	12/24/2010 05:32	<3.0 ug/L	3.0 ug/L
73085	Bromochloromethane	BP	N	8260B	12/24/2010 05:32	<1.0 ug/L	1.0 ug/L
78124	Benzene	BP	N	8260B	12/24/2010 05:32	<1.0 ug/L	1.0 ug/L
32104	Bromoform	BP	N	8260B	12/24/2010 05:32	<1.0 ug/L	1.0 ug/L
32101	Bromodichloromethane	BP	N	8260B	12/24/2010 05:32	<1.0 ug/L	1.0 ug/L
34215	Acrylonitrile	BP	N	8260B	12/24/2010 05:32	<20 ug/L	20 ug/L
77103	2-Hexanone	BP	N	8260B	12/24/2010 05:32	<5.0 ug/L	5.0 ug/L
81552	Acetone	BP	N	8260B	12/24/2010 05:32	3.6 ug/L	10 ug/L
81596	4-Methyl-2-pentanone (MIBK)	BP	N	8260B	12/24/2010 05:32	<5.0 ug/L	5.0 ug/L
32106	Chloroform	BP	N	8260B	12/24/2010 05:32	<1.0 ug/L	1.0 ug/L
34311	Chloroethane	BP	N	8260B	12/24/2010 05:32	<2.0 ug/L	2.0 ug/L
34418	Chloromethane	BP	N	8260B	12/24/2010 05:32	<2.0 ug/L	2.0 ug/L

* Attach Laboratory Reports

PART III ANALYTICAL RESULTS

Facility GMS#:

Sample Date/Time: 12/16/2010 01:51PM

Test Site ID #: 19348

Report Period: 2010 / 4
Year / Qtr

Well Name: MW-7B

Well Purged (Y/N): Y

Classification of Groundwater: G-II

Well Type:
( ) Background
( ) Detection
(X) Compliance
( ) Other

Groundwater Elevation (NGVD):

or (MSL): 51.63

Storet Code	Parameter Monitored	Sampling Method	Field Filtered (Y/N)	Analysis Method	Analysis Date/Time	* Analysis Result/Units	Detection Limit/Units
34704	cis-1,3-Dichloropropene	BP	N	8260B	12/24/2010 05:32	<1.0 ug/L	1.0 ug/L
77093	cis-1,2-Dichloroethene	BP	N	8260B	12/24/2010 05:32	<1.0 ug/L	1.0 ug/L
34413	Bromomethane	BP	N	8260B	12/24/2010 05:32	<2.0 ug/L	2.0 ug/L
77041	Carbon disulfide	BP	N	8260B	12/24/2010 05:32	<2.0 ug/L	2.0 ug/L
34301	Chlorobenzene	BP	N	8260B	12/24/2010 05:32	<1.0 ug/L	1.0 ug/L
32102	Carbon tetrachloride	BP	N	8260B	12/24/2010 05:32	<1.0 ug/L	1.0 ug/L
000299	Field Dissolved Oxygen	BP	N	Field Sampling	12/16/2010 13:51	1.9 mg/L	-
00010	Field Temperature	BP	N	Field Sampling	12/16/2010 13:51	22.9 Degrees C	-
000406	Field pH	BP	N	Field Sampling	12/16/2010 13:51	7.58 SU	-
82078	Field Turbidity	BP	N	Field Sampling	12/16/2010 13:51	2.30 NTU	-
000094	Field Conductivity	BP	N	Field Sampling	12/16/2010 13:51	156 umhos/cm	-
082545	Groundwater Elevation	BP	N	Field Sampling	12/16/2010 13:51	51.63 ft/msl	-
00080	Color	BP	N	SM 2120B	12/17/2010 10:51	<5.0 PCU	5.0 PCU
00410	Total Alkalinity	BP	N	SM 2320B	12/20/2010 13:52	72 mg/L	5.0 mg/L
70300	Total Dissolved Solids	BP	N	SM 2540C	12/22/2010 09:23	110 mg/L	10 mg/L

* Attach Laboratory Reports

PART III ANALYTICAL RESULTS

Facility GMS#:

Sample Date/Time: 12/16/2010 01:23PM

Test Site ID #: 19347

Report Period: 2010 / 4
Year / Qtr

Well Name: MW-7A

Well Purged (Y/N): Y

Classification of Groundwater: G-II

Well Type: (X) Background
( ) Detection
( ) Compliance
( ) Other

Groundwater Elevation (NGVD):

or (MSL): 64.63

Storet Code	Parameter Monitored	Sampling Method	Field Filtered (Y/N)	Analysis Method	Analysis Date/Time	* Analysis Result/Units	Detection Limit/Units
00940	Chloride	BP	N	300.0	12/17/2010 20:59	11 mg/L	3.0 mg/L
00620	Nitrate as N	BP	N	300.0	12/18/2010 09:42	13 mg/L	2.5 mg/L
000610	Ammonia as N	BP	N	350.1	12/21/2010 16:47	0.042 mg/L	0.10 mg/L
77651	1,2-Dibromoethane	BP	N	504.1	12/29/2010 17:00	<0.019 ug/L	0.019 ug/L
38437	1,2-Dibromo-3-Chloropropane	BP	N	504.1	12/29/2010 17:00	<0.019 ug/L	0.019 ug/L
001087	Vanadium	BP	N	6010B	12/22/2010 14:56	<10 ug/L	10 ug/L
000929	Sodium	BP	N	6010B	12/22/2010 14:56	5.6 mg/L	1.0 mg/L
001077	Silver	BP	N	6010B	12/22/2010 14:56	0.96 ug/L	10 ug/L
001055	Manganese	BP	N	6010B	12/22/2010 14:56	<10 ug/L	10 ug/L
001105	Aluminum	BP	N	6010B	12/22/2010 14:56	<100 ug/L	100 ug/L
001092	Zinc	BP	N	6010B	12/22/2010 14:56	<20 ug/L	20 ug/L
001147	Selenium	BP	N	6010B	12/22/2010 14:56	<15 ug/L	15 ug/L
001034	Chromium	BP	N	6010B	12/22/2010 14:56	0.83 ug/L	10 ug/L
001037	Cobalt	BP	N	6010B	12/22/2010 14:56	<10 ug/L	10 ug/L
001007	Barium	BP	N	6010B	12/22/2010 14:56	12 ug/L	10 ug/L
001027	Cadmium	BP	N	6010B	12/22/2010 14:56	<5.0 ug/L	5.0 ug/L
001051	Lead	BP	N	6010B	12/22/2010 14:56	<9.0 ug/L	9.0 ug/L
001067	Nickel	BP	N	6010B	12/22/2010 14:56	2.4 ug/L	40 ug/L
001042	Copper	BP	N	6010B	12/22/2010 14:56	<15 ug/L	15 ug/L
001045	Iron	BP	N	6010B	12/22/2010 14:56	<100 ug/L	100 ug/L
001012	Beryllium	BP	N	6020	12/23/2010 05:42	<1.0 ug/L	1.0 ug/L
001059	Thallium	BP	N	6020	12/23/2010 05:42	0.060 ug/L	1.0 ug/L
001002	Arsenic	BP	N	6020	12/23/2010 05:42	<5.0 ug/L	5.0 ug/L
001097	Antimony	BP	N	6020	12/23/2010 05:42	<2.0 ug/L	2.0 ug/L
71900	Mercury	BP	N	7470A	12/20/2010 16:34	<0.20 ug/L	0.20 ug/L
34531	1,2-Dichloroethane	BP	N	8260B	12/24/2010 05:53	<1.0 ug/L	1.0 ug/L
34541	1,2-Dichloropropane	BP	N	8260B	12/24/2010 05:53	<1.0 ug/L	1.0 ug/L
34516	1,1,2,2-Tetrachloroethane	BP	N	8260B	12/24/2010 05:53	<1.0 ug/L	1.0 ug/L
34506	1,1,1-Trichloroethane	BP	N	8260B	12/24/2010 05:53	<1.0 ug/L	1.0 ug/L
34501	1,1-Dichloroethene	BP	N	8260B	12/24/2010 05:53	<1.0 ug/L	1.0 ug/L
34511	1,1,2-Trichloroethane	BP	N	8260B	12/24/2010 05:53	<1.0 ug/L	1.0 ug/L
77562	1,1,1,2-Tetrachloroethane	BP	N	8260B	12/24/2010 05:53	<1.0 ug/L	1.0 ug/L

* Attach Laboratory Reports

PART III ANALYTICAL RESULTS

Facility GMS#:

Sample Date/Time: 12/16/2010 01:23PM

Test Site ID #: 19347

Report Period: 2010 / 4
Year / Qtr

Well Name: MW-7A

Well Purged (Y/N): Y

Classification of Groundwater: G-II

Well Type: (X) Background
( ) Detection
( ) Compliance
( ) Other

Groundwater Elevation (NGVD):

or (MSL): 64.63

Storet Code	Parameter Monitored	Sampling Method	Field Filtered (Y/N)	Analysis Method	Analysis Date/Time	* Analysis Result/Units	Detection Limit/Units
34536	1,2-Dichlorobenzene	BP	N	8260B	12/24/2010 05:53	<1.0 ug/L	1.0 ug/L
77443	1,2,3-Trichloropropane	BP	N	8260B	12/24/2010 05:53	<2.5 ug/L	2.5 ug/L
34496	1,1-Dichloroethane	BP	N	8260B	12/24/2010 05:53	<1.0 ug/L	1.0 ug/L
34571	1,4-Dichlorobenzene	BP	N	8260B	12/24/2010 05:53	<1.0 ug/L	1.0 ug/L
34010	Toluene	BP	N	8260B	12/24/2010 05:53	<1.0 ug/L	1.0 ug/L
34546	trans-1,2-Dichloroethene	BP	N	8260B	12/24/2010 05:53	<1.0 ug/L	1.0 ug/L
77128	Styrene	BP	N	8260B	12/24/2010 05:53	<1.0 ug/L	1.0 ug/L
34475	Tetrachloroethene	BP	N	8260B	12/24/2010 05:53	<1.0 ug/L	1.0 ug/L
34699	trans-1,3-Dichloropropene	BP	N	8260B	12/24/2010 05:53	<3.0 ug/L	3.0 ug/L
77057	Vinyl acetate	BP	N	8260B	12/24/2010 05:53	<3.0 ug/L	3.0 ug/L
39175	Vinyl chloride	BP	N	8260B	12/24/2010 05:53	<1.0 ug/L	1.0 ug/L
34488	Trichlorofluoromethane	BP	N	8260B	12/24/2010 05:53	<2.0 ug/L	2.0 ug/L
49263	trans-1,4-Dichloro-2-butene	BP	N	8260B	12/24/2010 05:53	<3.0 ug/L	3.0 ug/L
39180	Trichloroethene	BP	N	8260B	12/24/2010 05:53	<1.0 ug/L	1.0 ug/L
77093	cis-1,2-Dichloroethene	BP	N	8260B	12/24/2010 05:53	<1.0 ug/L	1.0 ug/L
34704	cis-1,3-Dichloropropene	BP	N	8260B	12/24/2010 05:53	<1.0 ug/L	1.0 ug/L
34418	Chloromethane	BP	N	8260B	12/24/2010 05:53	<2.0 ug/L	2.0 ug/L
34311	Chloroethane	BP	N	8260B	12/24/2010 05:53	<2.0 ug/L	2.0 ug/L
32106	Chloroform	BP	N	8260B	12/24/2010 05:53	<1.0 ug/L	1.0 ug/L
32105	Dibromochloromethane	BP	N	8260B	12/24/2010 05:53	<1.0 ug/L	1.0 ug/L
77424	Iodomethane	BP	N	8260B	12/24/2010 05:53	<1.0 ug/L	1.0 ug/L
34423	Methylene Chloride	BP	N	8260B	12/24/2010 05:53	<2.0 ug/L	2.0 ug/L
34371	Ethylbenzene	BP	N	8260B	12/24/2010 05:53	<1.0 ug/L	1.0 ug/L
77596	Dibromomethane	BP	N	8260B	12/24/2010 05:53	<1.0 ug/L	1.0 ug/L
81551	Xylenes (total)	BP	N	8260B	12/24/2010 05:53	<2.0 ug/L	2.0 ug/L
32102	Carbon tetrachloride	BP	N	8260B	12/24/2010 05:53	<1.0 ug/L	1.0 ug/L
78124	Benzene	BP	N	8260B	12/24/2010 05:53	<1.0 ug/L	1.0 ug/L
34215	Acrylonitrile	BP	N	8260B	12/24/2010 05:53	<20 ug/L	20 ug/L
73085	Bromochloromethane	BP	N	8260B	12/24/2010 05:53	<1.0 ug/L	1.0 ug/L
32104	Bromoform	BP	N	8260B	12/24/2010 05:53	<1.0 ug/L	1.0 ug/L
34413	Bromomethane	BP	N	8260B	12/24/2010 05:53	<2.0 ug/L	2.0 ug/L
77041	Carbon disulfide	BP	N	8260B	12/24/2010 05:53	<2.0 ug/L	2.0 ug/L

* Attach Laboratory Reports

PART III ANALYTICAL RESULTS

Facility GMS#:

Test Site ID #: 19347

Sample Date/Time: 12/16/2010 01:23PM

Report Period: 2010 / 4
Year / Qtr

Well Name: MW-7A

Classification of Groundwater: G-II

Groundwater Elevation (NGVD):

or (MSL): 64.63

Well Purged (Y/N): Y

Well Type:
(X) Background
( ) Detection
( ) Compliance
( ) Other

Storet Code	Parameter Monitored	Sampling Method	Field Filtered (Y/N)	Analysis Method	Analysis Date/Time	* Analysis Result/Units	Detection Limit/Units
77103	2-Hexanone	BP	N	8260B	12/24/2010 05:53	<5.0 ug/L	5.0 ug/L
32101	Bromodichloromethane	BP	N	8260B	12/24/2010 05:53	<1.0 ug/L	1.0 ug/L
81595	2-Butanone (MEK)	BP	N	8260B	12/24/2010 05:53	<6.0 ug/L	6.0 ug/L
81552	Acetone	BP	N	8260B	12/24/2010 05:53	4.1 ug/L	10 ug/L
34301	Chlorobenzene	BP	N	8260B	12/24/2010 05:53	<1.0 ug/L	1.0 ug/L
81596	4-Methyl-2-pentanone (MIBK)	BP	N	8260B	12/24/2010 05:53	<5.0 ug/L	5.0 ug/L
000094	Field Conductivity	BP	N	Field Sampling	12/16/2010 13:23	304 umhos/cm	-
082545	Groundwater Elevation	BP	N	Field Sampling	12/16/2010 13:23	64.63 ft/msl	-
82078	Field Turbidity	BP	N	Field Sampling	12/16/2010 13:23	1.66 NTU	-
000406	Field pH	BP	N	Field Sampling	12/16/2010 13:23	7.08 SU	-
00010	Field Temperature	BP	N	Field Sampling	12/16/2010 13:23	25.0 Degrees C	-
000299	Field Dissolved Oxygen	BP	N	Field Sampling	12/16/2010 13:23	2.4 mg/L	-
00080	Color	BP	N	SM 2120B	12/17/2010 10:51	<5.0 PCU	5.0 PCU
00410	Total Alkalinity	BP	N	SM 2320B	12/20/2010 13:59	66 mg/L	5.0 mg/L
70300	Total Dissolved Solids	BP	N	SM 2540C	12/22/2010 09:23	200 mg/L	10 mg/L

* Attach Laboratory Reports

PART III ANALYTICAL RESULTS

Facility GMS#: _____

Sample Date/Time: 12/16/2010 12:23PM

Test Site ID #: 19340

Report Period: 2010 / 4
Year / Qtr

Well Name: MW-3B

Well Purged (Y/N): Y

Classification of Groundwater: G-II

Well Type:
( ) Background
( ) Detection
(X) Compliance
( ) Other

Groundwater Elevation (NGVD): _____

or (MSL): 50.28

Storet Code	Parameter Monitored	Sampling Method	Field Filtered (Y/N)	Analysis Method	Analysis Date/Time	* Analysis Result/Units	Detection Limit/Units
00620	Nitrate as N	BP	N	300.0	12/17/2010 19:02	2.2 mg/L	0.50 mg/L
00940	Chloride	BP	N	300.0	12/17/2010 19:02	2.7 mg/L	3.0 mg/L
000610	Ammonia as N	BP	N	350.1	12/21/2010 16:49	0.050 mg/L	0.10 mg/L
77651	1,2-Dibromoethane	BP	N	504.1	12/29/2010 17:21	<0.019 ug/L	0.019 ug/L
38437	1,2-Dibromo-3-Chloropropane	BP	N	504.1	12/29/2010 17:21	<0.019 ug/L	0.019 ug/L
001042	Copper	BP	N	6010B	12/22/2010 14:58	<15 ug/L	15 ug/L
001045	Iron	BP	N	6010B	12/22/2010 14:58	450 ug/L	100 ug/L
001051	Lead	BP	N	6010B	12/22/2010 14:58	<9.0 ug/L	9.0 ug/L
001037	Cobalt	BP	N	6010B	12/22/2010 14:58	<10 ug/L	10 ug/L
001007	Barium	BP	N	6010B	12/22/2010 14:58	71 ug/L	10 ug/L
001027	Cadmium	BP	N	6010B	12/22/2010 14:58	<5.0 ug/L	5.0 ug/L
001034	Chromium	BP	N	6010B	12/22/2010 14:58	2.8 ug/L	10 ug/L
001092	Zinc	BP	N	6010B	12/22/2010 14:58	7.0 ug/L	20 ug/L
001087	Vanadium	BP	N	6010B	12/22/2010 14:58	3.4 ug/L	10 ug/L
001055	Manganese	BP	N	6010B	12/22/2010 14:58	15 ug/L	10 ug/L
001105	Aluminum	BP	N	6010B	12/22/2010 14:58	790 ug/L	100 ug/L
001147	Selenium	BP	N	6010B	12/22/2010 14:58	<15 ug/L	15 ug/L
001067	Nickel	BP	N	6010B	12/22/2010 14:58	<40 ug/L	40 ug/L
000929	Sodium	BP	N	6010B	12/22/2010 14:58	1.8 mg/L	1.0 mg/L
001077	Silver	BP	N	6010B	12/22/2010 14:58	1.1 ug/L	10 ug/L
001012	Beryllium	BP	N	6020	12/23/2010 05:45	0.091 ug/L	1.0 ug/L
001059	Thallium	BP	N	6020	12/23/2010 05:45	0.073 ug/L	1.0 ug/L
001002	Arsenic	BP	N	6020	12/23/2010 05:45	0.28 ug/L	5.0 ug/L
001097	Antimony	BP	N	6020	12/23/2010 05:45	<2.0 ug/L	2.0 ug/L
71900	Mercury	BP	N	7470A	12/20/2010 16:37	<0.20 ug/L	0.20 ug/L
34531	1,2-Dichloroethane	BP	N	8260B	12/24/2010 06:14	<1.0 ug/L	1.0 ug/L
34541	1,2-Dichloropropane	BP	N	8260B	12/24/2010 06:14	<1.0 ug/L	1.0 ug/L
34536	1,2-Dichlorobenzene	BP	N	8260B	12/24/2010 06:14	<1.0 ug/L	1.0 ug/L
77103	2-Hexanone	BP	N	8260B	12/24/2010 06:14	<5.0 ug/L	5.0 ug/L
34571	1,4-Dichlorobenzene	BP	N	8260B	12/24/2010 06:14	<1.0 ug/L	1.0 ug/L
81595	2-Butanone (MEK)	BP	N	8260B	12/24/2010 06:14	<6.0 ug/L	6.0 ug/L
34506	1,1,1-Trichloroethane	BP	N	8260B	12/24/2010 06:14	<1.0 ug/L	1.0 ug/L

* Attach Laboratory Reports

PART III ANALYTICAL RESULTS

Facility GMS#:

Sample Date/Time: 12/16/2010 12:23PM

Test Site ID #: 19340

Report Period: 2010 / 4
Year / Qtr

Well Name: MW-3B

Well Purged (Y/N): Y

Classification of Groundwater: G-II

Well Type:
( ) Background
( ) Detection
(X) Compliance
( ) Other

Groundwater Elevation (NGVD):

or (MSL): 50.28

Storet Code	Parameter Monitored	Sampling Method	Field Filtered (Y/N)	Analysis Method	Analysis Date/Time	* Analysis Result/Units	Detection Limit/Units
34516	1,1,2,2-Tetrachloroethane	BP	N	8260B	12/24/2010 06:14	<1.0 ug/L	1.0 ug/L
77562	1,1,1,2-Tetrachloroethane	BP	N	8260B	12/24/2010 06:14	<1.0 ug/L	1.0 ug/L
32106	Chloroform	BP	N	8260B	12/24/2010 06:14	<1.0 ug/L	1.0 ug/L
34501	1,1-Dichloroethene	BP	N	8260B	12/24/2010 06:14	<1.0 ug/L	1.0 ug/L
77443	1,2,3-Trichloropropane	BP	N	8260B	12/24/2010 06:14	<2.5 ug/L	2.5 ug/L
34511	1,1,2-Trichloroethane	BP	N	8260B	12/24/2010 06:14	<1.0 ug/L	1.0 ug/L
34496	1,1-Dichloroethane	BP	N	8260B	12/24/2010 06:14	<1.0 ug/L	1.0 ug/L
34010	Toluene	BP	N	8260B	12/24/2010 06:14	<1.0 ug/L	1.0 ug/L
34546	trans-1,2-Dichloroethene	BP	N	8260B	12/24/2010 06:14	<1.0 ug/L	1.0 ug/L
34475	Tetrachloroethene	BP	N	8260B	12/24/2010 06:14	<1.0 ug/L	1.0 ug/L
34699	trans-1,3-Dichloropropene	BP	N	8260B	12/24/2010 06:14	<3.0 ug/L	3.0 ug/L
34488	Trichlorofluoromethane	BP	N	8260B	12/24/2010 06:14	<2.0 ug/L	2.0 ug/L
77057	Vinyl acetate	BP	N	8260B	12/24/2010 06:14	<3.0 ug/L	3.0 ug/L
49263	trans-1,4-Dichloro-2-butene	BP	N	8260B	12/24/2010 06:14	<3.0 ug/L	3.0 ug/L
39180	Trichloroethene	BP	N	8260B	12/24/2010 06:14	<1.0 ug/L	1.0 ug/L
77128	Styrene	BP	N	8260B	12/24/2010 06:14	<1.0 ug/L	1.0 ug/L
34704	cis-1,3-Dichloropropene	BP	N	8260B	12/24/2010 06:14	<1.0 ug/L	1.0 ug/L
32105	Dibromochloromethane	BP	N	8260B	12/24/2010 06:14	<1.0 ug/L	1.0 ug/L
77093	cis-1,2-Dichloroethene	BP	N	8260B	12/24/2010 06:14	<1.0 ug/L	1.0 ug/L
34418	Chloromethane	BP	N	8260B	12/24/2010 06:14	<2.0 ug/L	2.0 ug/L
77424	Iodomethane	BP	N	8260B	12/24/2010 06:14	<1.0 ug/L	1.0 ug/L
34423	Methylene Chloride	BP	N	8260B	12/24/2010 06:14	<2.0 ug/L	2.0 ug/L
77596	Dibromomethane	BP	N	8260B	12/24/2010 06:14	<1.0 ug/L	1.0 ug/L
34371	Ethylbenzene	BP	N	8260B	12/24/2010 06:14	<1.0 ug/L	1.0 ug/L
39175	Vinyl chloride	BP	N	8260B	12/24/2010 06:14	<1.0 ug/L	1.0 ug/L
32104	Bromoform	BP	N	8260B	12/24/2010 06:14	<1.0 ug/L	1.0 ug/L
32101	Bromodichloromethane	BP	N	8260B	12/24/2010 06:14	<1.0 ug/L	1.0 ug/L
77041	Carbon disulfide	BP	N	8260B	12/24/2010 06:14	<2.0 ug/L	2.0 ug/L
34413	Bromomethane	BP	N	8260B	12/24/2010 06:14	<2.0 ug/L	2.0 ug/L
73085	Bromochloromethane	BP	N	8260B	12/24/2010 06:14	<1.0 ug/L	1.0 ug/L
81552	Acetone	BP	N	8260B	12/24/2010 06:14	4.2 ug/L	10 ug/L
81596	4-Methyl-2-pentanone (MIBK)	BP	N	8260B	12/24/2010 06:14	<5.0 ug/L	5.0 ug/L

* Attach Laboratory Reports

PART III ANALYTICAL RESULTS

Facility GMS#:

Sample Date/Time: 12/16/2010 12:23PM

Test Site ID #: 19340

Report Period: 2010 / 4
Year / Qtr

Well Name: MW-3B

Well Purged (Y/N): Y

Classification of Groundwater: G-II

Well Type:
( ) Background
( ) Detection
(X) Compliance
( ) Other

Groundwater Elevation (NGVD):

or (MSL): 50.28

Storet Code	Parameter Monitored	Sampling Method	Field Filtered (Y/N)	Analysis Method	Analysis Date/Time	* Analysis Result/Units	Detection Limit/Units
78124	Benzene	BP	N	8260B	12/24/2010 06:14	<1.0 ug/L	1.0 ug/L
34215	Acrylonitrile	BP	N	8260B	12/24/2010 06:14	<20 ug/L	20 ug/L
32102	Carbon tetrachloride	BP	N	8260B	12/24/2010 06:14	<1.0 ug/L	1.0 ug/L
81551	Xylenes (total)	BP	N	8260B	12/24/2010 06:14	<2.0 ug/L	2.0 ug/L
34311	Chloroethane	BP	N	8260B	12/24/2010 06:14	<2.0 ug/L	2.0 ug/L
34301	Chlorobenzene	BP	N	8260B	12/24/2010 06:14	<1.0 ug/L	1.0 ug/L
000406	Field pH	BP	N	Field Sampling	12/16/2010 12:23	6.37 SU	-
000299	Field Dissolved Oxygen	BP	N	Field Sampling	12/16/2010 12:23	2.1 mg/L	-
000094	Field Conductivity	BP	N	Field Sampling	12/16/2010 12:23	122 umhos/cm	-
82078	Field Turbidity	BP	N	Field Sampling	12/16/2010 12:23	3.11 NTU	-
082545	Groundwater Elevation	BP	N	Field Sampling	12/16/2010 12:23	50.28 ft/msl	-
00010	Field Temperature	BP	N	Field Sampling	12/16/2010 12:23	23.9 Degrees C	-
00080	Color	BP	N	SM 2120B	12/17/2010 10:51	<5.0 PCU	5.0 PCU
00410	Total Alkalinity	BP	N	SM 2320B	12/20/2010 14:07	52 mg/L	5.0 mg/L
70300	Total Dissolved Solids	BP	N	SM 2540C	12/22/2010 09:23	87 mg/L	10 mg/L

* Attach Laboratory Reports

PART III ANALYTICAL RESULTS

Facility GMS#: _____

Sample Date/Time: 12/16/2010 11:48AM

Test Site ID #: 19339

Report Period: 2010 / 4
Year / Qtr

Well Name: MW-3A

Well Purged (Y/N): Y

Classification of Groundwater: G-II

Well Type:
( ) Background
( ) Detection
(X) Compliance
( ) Other

Groundwater Elevation (NGVD): _____

or (MSL): _____

Storet Code	Parameter Monitored	Sampling Method	Field Filtered (Y/N)	Analysis Method	Analysis Date/Time	* Analysis Result/Units	Detection Limit/Units
00620	Nitrate as N	BP	N	300.0	12/17/2010 19:18	2.7 mg/L	0.50 mg/L
00940	Chloride	BP	N	300.0	12/17/2010 19:18	3.3 mg/L	3.0 mg/L
000610	Ammonia as N	BP	N	350.1	12/21/2010 16:50	0.051 mg/L	0.10 mg/L
38437	1,2-Dibromo-3-Chloropropane	BP	N	504.1	12/29/2010 17:41	<0.019 ug/L	0.019 ug/L
77651	1,2-Dibromoethane	BP	N	504.1	12/29/2010 17:41	<0.019 ug/L	0.019 ug/L
001147	Selenium	BP	N	6010B	12/22/2010 15:10	<15 ug/L	15 ug/L
001067	Nickel	BP	N	6010B	12/22/2010 15:10	1.4 ug/L	40 ug/L
001051	Lead	BP	N	6010B	12/22/2010 15:10	<9.0 ug/L	9.0 ug/L
001087	Vanadium	BP	N	6010B	12/22/2010 15:10	3.1 ug/L	10 ug/L
001092	Zinc	BP	N	6010B	12/22/2010 15:10	8.7 ug/L	20 ug/L
001077	Silver	BP	N	6010B	12/22/2010 15:10	<10 ug/L	10 ug/L
001034	Chromium	BP	N	6010B	12/22/2010 15:10	4.4 ug/L	10 ug/L
001027	Cadmium	BP	N	6010B	12/22/2010 15:10	<5.0 ug/L	5.0 ug/L
001007	Barium	BP	N	6010B	12/22/2010 15:10	55 ug/L	10 ug/L
001045	Iron	BP	N	6010B	12/22/2010 15:10	1200 ug/L	100 ug/L
001042	Copper	BP	N	6010B	12/22/2010 15:10	<15 ug/L	15 ug/L
001037	Cobalt	BP	N	6010B	12/22/2010 15:10	<10 ug/L	10 ug/L
001055	Manganese	BP	N	6010B	12/22/2010 15:10	6.6 ug/L	10 ug/L
001105	Aluminum	BP	N	6010B	12/22/2010 15:10	1300 ug/L	100 ug/L
000929	Sodium	BP	N	6010B	12/22/2010 15:10	2.7 mg/L	1.0 mg/L
001012	Beryllium	BP	N	6020	12/23/2010 05:48	0.10 ug/L	1.0 ug/L
001059	Thallium	BP	N	6020	12/23/2010 05:48	0.042 ug/L	1.0 ug/L
001097	Antimony	BP	N	6020	12/23/2010 05:48	<2.0 ug/L	2.0 ug/L
001002	Arsenic	BP	N	6020	12/23/2010 05:48	<5.0 ug/L	5.0 ug/L
71900	Mercury	BP	N	7470A	12/20/2010 16:39	<0.20 ug/L	0.20 ug/L
34571	1,4-Dichlorobenzene	BP	N	8260B	12/24/2010 06:36	<1.0 ug/L	1.0 ug/L
77103	2-Hexanone	BP	N	8260B	12/24/2010 06:36	<5.0 ug/L	5.0 ug/L
73085	Bromochloromethane	BP	N	8260B	12/24/2010 06:36	<1.0 ug/L	1.0 ug/L
34541	1,2-Dichloropropane	BP	N	8260B	12/24/2010 06:36	<1.0 ug/L	1.0 ug/L
34215	Acrylonitrile	BP	N	8260B	12/24/2010 06:36	<20 ug/L	20 ug/L
78124	Benzene	BP	N	8260B	12/24/2010 06:36	<1.0 ug/L	1.0 ug/L
81595	2-Butanone (MEK)	BP	N	8260B	12/24/2010 06:36	<6.0 ug/L	6.0 ug/L

* Attach Laboratory Reports

PART III ANALYTICAL RESULTS

Facility GMS#: _____

Sample Date/Time: 12/16/2010 11:48AM

Test Site ID #: 19339

Report Period: 2010 / 4
Year / Qtr

Well Name: MW-3A

Well Purged (Y/N): Y

Classification of Groundwater: G-II

Well Type:
( ) Background
( ) Detection
(X) Compliance
( ) Other

Groundwater Elevation (NGVD): _____

or (MSL): _____

Storet Code	Parameter Monitored	Sampling Method	Field Filtered (Y/N)	Analysis Method	Analysis Date/Time	* Analysis Result/Units	Detection Limit/Units
81596	4-Methyl-2-pentanone (MIBK)	BP	N	8260B	12/24/2010 06:36	<5.0 ug/L	5.0 ug/L
81552	Acetone	BP	N	8260B	12/24/2010 06:36	4.0 ug/L	10 ug/L
34010	Toluene	BP	N	8260B	12/24/2010 06:36	<1.0 ug/L	1.0 ug/L
34546	trans-1,2-Dichloroethene	BP	N	8260B	12/24/2010 06:36	<1.0 ug/L	1.0 ug/L
34475	Tetrachloroethene	BP	N	8260B	12/24/2010 06:36	<1.0 ug/L	1.0 ug/L
77424	Iodomethane	BP	N	8260B	12/24/2010 06:36	<1.0 ug/L	1.0 ug/L
34423	Methylene Chloride	BP	N	8260B	12/24/2010 06:36	<2.0 ug/L	2.0 ug/L
77128	Styrene	BP	N	8260B	12/24/2010 06:36	<1.0 ug/L	1.0 ug/L
77057	Vinyl acetate	BP	N	8260B	12/24/2010 06:36	<3.0 ug/L	3.0 ug/L
39175	Vinyl chloride	BP	N	8260B	12/24/2010 06:36	<1.0 ug/L	1.0 ug/L
81551	Xylenes (total)	BP	N	8260B	12/24/2010 06:36	<2.0 ug/L	2.0 ug/L
34488	Trichlorofluoromethane	BP	N	8260B	12/24/2010 06:36	<2.0 ug/L	2.0 ug/L
34699	trans-1,3-Dichloropropene	BP	N	8260B	12/24/2010 06:36	<3.0 ug/L	3.0 ug/L
49263	trans-1,4-Dichloro-2-butene	BP	N	8260B	12/24/2010 06:36	<3.0 ug/L	3.0 ug/L
39180	Trichloroethene	BP	N	8260B	12/24/2010 06:36	<1.0 ug/L	1.0 ug/L
34371	Ethylbenzene	BP	N	8260B	12/24/2010 06:36	<1.0 ug/L	1.0 ug/L
32102	Carbon tetrachloride	BP	N	8260B	12/24/2010 06:36	<1.0 ug/L	1.0 ug/L
34301	Chlorobenzene	BP	N	8260B	12/24/2010 06:36	<1.0 ug/L	1.0 ug/L
34311	Chloroethane	BP	N	8260B	12/24/2010 06:36	<2.0 ug/L	2.0 ug/L
77041	Carbon disulfide	BP	N	8260B	12/24/2010 06:36	<2.0 ug/L	2.0 ug/L
32101	Bromodichloromethane	BP	N	8260B	12/24/2010 06:36	<1.0 ug/L	1.0 ug/L
32104	Bromoform	BP	N	8260B	12/24/2010 06:36	<1.0 ug/L	1.0 ug/L
34413	Bromomethane	BP	N	8260B	12/24/2010 06:36	<2.0 ug/L	2.0 ug/L
32105	Dibromochloromethane	BP	N	8260B	12/24/2010 06:36	<1.0 ug/L	1.0 ug/L
77596	Dibromomethane	BP	N	8260B	12/24/2010 06:36	<1.0 ug/L	1.0 ug/L
34704	cis-1,3-Dichloropropene	BP	N	8260B	12/24/2010 06:36	<1.0 ug/L	1.0 ug/L
32106	Chloroform	BP	N	8260B	12/24/2010 06:36	<1.0 ug/L	1.0 ug/L
34418	Chloromethane	BP	N	8260B	12/24/2010 06:36	<2.0 ug/L	2.0 ug/L
77093	cis-1,2-Dichloroethene	BP	N	8260B	12/24/2010 06:36	<1.0 ug/L	1.0 ug/L
34531	1,2-Dichloroethane	BP	N	8260B	12/24/2010 06:36	<1.0 ug/L	1.0 ug/L
34516	1,1,2,2-Tetrachloroethane	BP	N	8260B	12/24/2010 06:36	<1.0 ug/L	1.0 ug/L
34511	1,1,2-Trichloroethane	BP	N	8260B	12/24/2010 06:36	<1.0 ug/L	1.0 ug/L

* Attach Laboratory Reports

PART III ANALYTICAL RESULTS

Facility GMS#: _____

Sample Date/Time: 12/16/2010 11:48AM

Test Site ID #: 19339

Report Period: 2010 / 4
Year / Qtr

Well Name: MW-3A

Well Purged (Y/N): Y

Classification of Groundwater: G-II

Well Type:
( ) Background
( ) Detection
(X) Compliance
( ) Other

Groundwater Elevation (NGVD): _____

or (MSL): _____

Storet Code	Parameter Monitored	Sampling Method	Field Filtered (Y/N)	Analysis Method	Analysis Date/Time	* Analysis Result/Units	Detection Limit/Units
77562	1,1,1,2-Tetrachloroethane	BP	N	8260B	12/24/2010 06:36	<1.0 ug/L	1.0 ug/L
34506	1,1,1-Trichloroethane	BP	N	8260B	12/24/2010 06:36	<1.0 ug/L	1.0 ug/L
34496	1,1-Dichloroethane	BP	N	8260B	12/24/2010 06:36	<1.0 ug/L	1.0 ug/L
34536	1,2-Dichlorobenzene	BP	N	8260B	12/24/2010 06:36	<1.0 ug/L	1.0 ug/L
34501	1,1-Dichloroethene	BP	N	8260B	12/24/2010 06:36	<1.0 ug/L	1.0 ug/L
77443	1,2,3-Trichloropropane	BP	N	8260B	12/24/2010 06:36	<2.5 ug/L	2.5 ug/L
000299	Field Dissolved Oxygen	BP	N	Field Sampling	12/16/2010 11:48	2.8 mg/L	-
000094	Field Conductivity	BP	N	Field Sampling	12/16/2010 11:48	85 umhos/cm	-
00010	Field Temperature	BP	N	Field Sampling	12/16/2010 11:48	23.8 Degrees C	-
82078	Field Turbidity	BP	N	Field Sampling	12/16/2010 11:48	2.80 NTU	-
000406	Field pH	BP	N	Field Sampling	12/16/2010 11:48	6.26 SU	-
00080	Color	BP	N	SM 2120B	12/17/2010 10:51	<5.0 PCU	5.0 PCU
00410	Total Alkalinity	BP	N	SM 2320B	12/20/2010 14:15	16 mg/L	5.0 mg/L
70300	Total Dissolved Solids	BP	N	SM 2540C	12/22/2010 09:23	56 mg/L	10 mg/L

* Attach Laboratory Reports

PART III ANALYTICAL RESULTS

Facility GMS#: _____

Sample Date/Time: 12/16/2010 12:55PM

Test Site ID #: 19879

Report Period: 2010 / 4
Year / Qtr

Well Name: MW-FL1

Well Purged (Y/N): Y

Classification of Groundwater: G-II

Well Type:
( ) Background
( ) Detection
(X) Compliance
( ) Other

Groundwater Elevation (NGVD): _____

or (MSL): 50.28

Storet Code	Parameter Monitored	Sampling Method	Field Filtered (Y/N)	Analysis Method	Analysis Date/Time	* Analysis Result/Units	Detection Limit/Units
00940	Chloride	BP	N	300.0	12/17/2010 19:35	9.0 mg/L	3.0 mg/L
00620	Nitrate as N	BP	N	300.0	12/17/2010 19:35	1.6 mg/L	0.50 mg/L
000610	Ammonia as N	BP	N	350.1	12/21/2010 16:52	0.047 mg/L	0.10 mg/L
77651	1,2-Dibromoethane	BP	N	504.1	12/29/2010 18:01	<0.019 ug/L	0.019 ug/L
38437	1,2-Dibromo-3-Chloropropane	BP	N	504.1	12/29/2010 18:01	<0.019 ug/L	0.019 ug/L
000929	Sodium	BP	N	6010B	12/22/2010 15:12	4.1 mg/L	1.0 mg/L
001092	Zinc	BP	N	6010B	12/22/2010 15:12	9.3 ug/L	20 ug/L
001055	Manganese	BP	N	6010B	12/22/2010 15:12	57 ug/L	10 ug/L
001105	Aluminum	BP	N	6010B	12/22/2010 15:12	630 ug/L	100 ug/L
001034	Chromium	BP	N	6010B	12/22/2010 15:12	6.5 ug/L	10 ug/L
001037	Cobalt	BP	N	6010B	12/22/2010 15:12	<10 ug/L	10 ug/L
001077	Silver	BP	N	6010B	12/22/2010 15:12	<10 ug/L	10 ug/L
001027	Cadmium	BP	N	6010B	12/22/2010 15:12	<5.0 ug/L	5.0 ug/L
001042	Copper	BP	N	6010B	12/22/2010 15:12	<15 ug/L	15 ug/L
001067	Nickel	BP	N	6010B	12/22/2010 15:12	2.2 ug/L	40 ug/L
001147	Selenium	BP	N	6010B	12/22/2010 15:12	<15 ug/L	15 ug/L
001045	Iron	BP	N	6010B	12/22/2010 15:12	490 ug/L	100 ug/L
001051	Lead	BP	N	6010B	12/22/2010 15:12	<9.0 ug/L	9.0 ug/L
001087	Vanadium	BP	N	6010B	12/22/2010 15:12	2.0 ug/L	10 ug/L
001007	Barium	BP	N	6010B	12/22/2010 15:12	50 ug/L	10 ug/L
001097	Antimony	BP	N	6020	12/23/2010 05:50	0.076 ug/L	2.0 ug/L
001002	Arsenic	BP	N	6020	12/23/2010 05:50	0.44 ug/L	5.0 ug/L
001012	Beryllium	BP	N	6020	12/23/2010 05:50	0.13 ug/L	1.0 ug/L
001059	Thallium	BP	N	6020	12/23/2010 05:50	0.11 ug/L	1.0 ug/L
71900	Mercury	BP	N	7470A	12/20/2010 16:41	<0.20 ug/L	0.20 ug/L
32106	Chloroform	BP	N	8260B	12/29/2010 02:17	<1.0 ug/L	1.0 ug/L
32105	Dibromochloromethane	BP	N	8260B	12/29/2010 02:17	<1.0 ug/L	1.0 ug/L
34418	Chloromethane	BP	N	8260B	12/29/2010 02:17	<2.0 ug/L	2.0 ug/L
34704	cis-1,3-Dichloropropene	BP	N	8260B	12/29/2010 02:17	<1.0 ug/L	1.0 ug/L
77093	cis-1,2-Dichloroethene	BP	N	8260B	12/29/2010 02:17	<1.0 ug/L	1.0 ug/L
34371	Ethylbenzene	BP	N	8260B	12/29/2010 02:17	<1.0 ug/L	1.0 ug/L
77596	Dibromomethane	BP	N	8260B	12/29/2010 02:17	<1.0 ug/L	1.0 ug/L

* Attach Laboratory Reports

PART III ANALYTICAL RESULTS

Facility GMS#:

Sample Date/Time: 12/16/2010 12:55PM

Test Site ID #: 19879

Report Period: 2010 / 4
Year / Qtr

Well Name: MW-FL1

Well Purged (Y/N): Y

Classification of Groundwater: G-II

Well Type:
( ) Background
( ) Detection
(X) Compliance
( ) Other

Groundwater Elevation (NGVD):

or (MSL): 50.28

Storet Code	Parameter Monitored	Sampling Method	Field Filtered (Y/N)	Analysis Method	Analysis Date/Time	* Analysis Result/Units	Detection Limit/Units
77424	Iodomethane	BP	N	8260B	12/29/2010 02:17	<1.0 ug/L	1.0 ug/L
34488	Trichlorofluoromethane	BP	N	8260B	12/29/2010 02:17	<2.0 ug/L	2.0 ug/L
39180	Trichloroethene	BP	N	8260B	12/29/2010 02:17	<1.0 ug/L	1.0 ug/L
49263	trans-1,4-Dichloro-2-butene	BP	N	8260B	12/29/2010 02:17	<3.0 ug/L	3.0 ug/L
77057	Vinyl acetate	BP	N	8260B	12/29/2010 02:17	<3.0 ug/L	3.0 ug/L
81595	2-Butanone (MEK)	BP	N	8260B	12/29/2010 02:17	<6.0 ug/L	6.0 ug/L
81551	Xylenes (total)	BP	N	8260B	12/29/2010 02:17	<2.0 ug/L	2.0 ug/L
39175	Vinyl chloride	BP	N	8260B	12/29/2010 02:17	<1.0 ug/L	1.0 ug/L
34475	Tetrachloroethene	BP	N	8260B	12/29/2010 02:17	<1.0 ug/L	1.0 ug/L
77128	Styrene	BP	N	8260B	12/29/2010 02:17	<1.0 ug/L	1.0 ug/L
34423	Methylene Chloride	BP	N	8260B	12/29/2010 02:17	<2.0 ug/L	2.0 ug/L
34699	trans-1,3-Dichloropropene	BP	N	8260B	12/29/2010 02:17	<3.0 ug/L	3.0 ug/L
34546	trans-1,2-Dichloroethene	BP	N	8260B	12/29/2010 02:17	<1.0 ug/L	1.0 ug/L
34010	Toluene	BP	N	8260B	12/29/2010 02:17	<1.0 ug/L	1.0 ug/L
34311	Chloroethane	BP	N	8260B	12/29/2010 02:17	<2.0 ug/L	2.0 ug/L
34531	1,2-Dichloroethane	BP	N	8260B	12/29/2010 02:17	<1.0 ug/L	1.0 ug/L
34536	1,2-Dichlorobenzene	BP	N	8260B	12/29/2010 02:17	<1.0 ug/L	1.0 ug/L
77103	2-Hexanone	BP	N	8260B	12/29/2010 02:17	<5.0 ug/L	5.0 ug/L
34571	1,4-Dichlorobenzene	BP	N	8260B	12/29/2010 02:17	<1.0 ug/L	1.0 ug/L
34541	1,2-Dichloropropane	BP	N	8260B	12/29/2010 02:17	<1.0 ug/L	1.0 ug/L
77443	1,2,3-Trichloropropane	BP	N	8260B	12/29/2010 02:17	<2.5 ug/L	2.5 ug/L
34516	1,1,2,2-Tetrachloroethane	BP	N	8260B	12/29/2010 02:17	<1.0 ug/L	1.0 ug/L
34506	1,1,1-Trichloroethane	BP	N	8260B	12/29/2010 02:17	<1.0 ug/L	1.0 ug/L
77562	1,1,1,2-Tetrachloroethane	BP	N	8260B	12/29/2010 02:17	<1.0 ug/L	1.0 ug/L
34501	1,1-Dichloroethene	BP	N	8260B	12/29/2010 02:17	<1.0 ug/L	1.0 ug/L
34496	1,1-Dichloroethane	BP	N	8260B	12/29/2010 02:17	<1.0 ug/L	1.0 ug/L
34511	1,1,2-Trichloroethane	BP	N	8260B	12/29/2010 02:17	<1.0 ug/L	1.0 ug/L
32104	Bromoform	BP	N	8260B	12/29/2010 02:17	<1.0 ug/L	1.0 ug/L
32101	Bromodichloromethane	BP	N	8260B	12/29/2010 02:17	<1.0 ug/L	1.0 ug/L
73085	Bromochloromethane	BP	N	8260B	12/29/2010 02:17	<1.0 ug/L	1.0 ug/L
34413	Bromomethane	BP	N	8260B	12/29/2010 02:17	<2.0 ug/L	2.0 ug/L
34301	Chlorobenzene	BP	N	8260B	12/29/2010 02:17	<1.0 ug/L	1.0 ug/L

* Attach Laboratory Reports

PART III ANALYTICAL RESULTS

Facility GMS#:

Sample Date/Time: 12/16/2010 12:55PM

Test Site ID #: 19879

Report Period: 2010 / 4
Year / Qtr

Well Name: MW-FL1

Well Purged (Y/N): Y

Classification of Groundwater: G-II

Well Type:
( ) Background
( ) Detection
(X) Compliance
( ) Other

Groundwater Elevation (NGVD):

or (MSL): 50.28

Storet Code	Parameter Monitored	Sampling Method	Field Filtered (Y/N)	Analysis Method	Analysis Date/Time	* Analysis Result/Units	Detection Limit/Units
32102	Carbon tetrachloride	BP	N	8260B	12/29/2010 02:17	<1.0 ug/L	1.0 ug/L
77041	Carbon disulfide	BP	N	8260B	12/29/2010 02:17	<2.0 ug/L	2.0 ug/L
81596	4-Methyl-2-pentanone (MIBK)	BP	N	8260B	12/29/2010 02:17	<5.0 ug/L	5.0 ug/L
81552	Acetone	BP	N	8260B	12/29/2010 02:17	<10 ug/L	10 ug/L
34215	Acrylonitrile	BP	N	8260B	12/29/2010 02:17	<20 ug/L	20 ug/L
78124	Benzene	BP	N	8260B	12/29/2010 02:17	<1.0 ug/L	1.0 ug/L
000094	Field Conductivity	BP	N	Field Sampling	12/16/2010 12:55	255 umhos/cm	-
082545	Groundwater Elevation	BP	N	Field Sampling	12/16/2010 12:55	50.28 ft/msl	-
000299	Field Dissolved Oxygen	BP	N	Field Sampling	12/16/2010 12:55	2.4 mg/L	-
82078	Field Turbidity	BP	N	Field Sampling	12/16/2010 12:55	8.6 NTU	-
000406	Field pH	BP	N	Field Sampling	12/16/2010 12:55	7.56 SU	-
00010	Field Temperature	BP	N	Field Sampling	12/16/2010 12:55	23.7 Degrees C	-
00080	Color	BP	N	SM 2120B	12/17/2010 10:51	<5.0 PCU	5.0 PCU
00410	Total Alkalinity	BP	N	SM 2320B	12/20/2010 14:23	94 mg/L	5.0 mg/L
70300	Total Dissolved Solids	BP	N	SM 2540C	12/22/2010 09:23	120 mg/L	10 mg/L

* Attach Laboratory Reports

PART III ANALYTICAL RESULTS

Facility GMS#: _____ Sample Date/Time: 12/16/2010 12:00AM

Test Site ID #: _____ Report Period: 2010 / 4
Year / Qtr

Well Name: TRIP BLANK Well Purged (Y/N): N

Classification of Groundwater: G-II Well Type: ( ) Background
( ) Detection
( ) Compliance
(X) Other

Groundwater Elevation (NGVD): _____
or (MSL): _____

Storet Code	Parameter Monitored	Sampling Method	Field Filtered (Y/N)	Analysis Method	Analysis Date/Time	* Analysis Result/Units	Detection Limit/Units
34215	Acrylonitrile	Z	N	8260B	12/24/2010 01:45	<20 ug/L	20 ug/L
78124	Benzene	Z	N	8260B	12/24/2010 01:45	<1.0 ug/L	1.0 ug/L
73085	Bromochloromethane	Z	N	8260B	12/24/2010 01:45	<1.0 ug/L	1.0 ug/L
81596	4-Methyl-2-pentanone (MIBK)	Z	N	8260B	12/24/2010 01:45	<5.0 ug/L	5.0 ug/L
81552	Acetone	Z	N	8260B	12/24/2010 01:45	<10 ug/L	10 ug/L
77041	Carbon disulfide	Z	N	8260B	12/24/2010 01:45	<2.0 ug/L	2.0 ug/L
32102	Carbon tetrachloride	Z	N	8260B	12/24/2010 01:45	<1.0 ug/L	1.0 ug/L
34301	Chlorobenzene	Z	N	8260B	12/24/2010 01:45	<1.0 ug/L	1.0 ug/L
32101	Bromodichloromethane	Z	N	8260B	12/24/2010 01:45	<1.0 ug/L	1.0 ug/L
32104	Bromoform	Z	N	8260B	12/24/2010 01:45	<1.0 ug/L	1.0 ug/L
34413	Bromomethane	Z	N	8260B	12/24/2010 01:45	<2.0 ug/L	2.0 ug/L
34496	1,1-Dichloroethane	Z	N	8260B	12/24/2010 01:45	<1.0 ug/L	1.0 ug/L
34501	1,1-Dichloroethene	Z	N	8260B	12/24/2010 01:45	<1.0 ug/L	1.0 ug/L
77443	1,2,3-Trichloropropane	Z	N	8260B	12/24/2010 01:45	<2.5 ug/L	2.5 ug/L
34506	1,1,1-Trichloroethane	Z	N	8260B	12/24/2010 01:45	<1.0 ug/L	1.0 ug/L
34516	1,1,2,2-Tetrachloroethane	Z	N	8260B	12/24/2010 01:45	<1.0 ug/L	1.0 ug/L
34511	1,1,2-Trichloroethane	Z	N	8260B	12/24/2010 01:45	<1.0 ug/L	1.0 ug/L
34541	1,2-Dichloropropane	Z	N	8260B	12/24/2010 01:45	<1.0 ug/L	1.0 ug/L
34571	1,4-Dichlorobenzene	Z	N	8260B	12/24/2010 01:45	<1.0 ug/L	1.0 ug/L
81595	2-Butanone (MEK)	Z	N	8260B	12/24/2010 01:45	<6.0 ug/L	6.0 ug/L
34536	1,2-Dichlorobenzene	Z	N	8260B	12/24/2010 01:45	<1.0 ug/L	1.0 ug/L
34531	1,2-Dichloroethane	Z	N	8260B	12/24/2010 01:45	<1.0 ug/L	1.0 ug/L
34311	Chloroethane	Z	N	8260B	12/24/2010 01:45	<2.0 ug/L	2.0 ug/L
34699	trans-1,3-Dichloropropene	Z	N	8260B	12/24/2010 01:45	<3.0 ug/L	3.0 ug/L
49263	trans-1,4-Dichloro-2-butene	Z	N	8260B	12/24/2010 01:45	<3.0 ug/L	3.0 ug/L
39180	Trichloroethene	Z	N	8260B	12/24/2010 01:45	<1.0 ug/L	1.0 ug/L
34010	Toluene	Z	N	8260B	12/24/2010 01:45	<1.0 ug/L	1.0 ug/L
34546	trans-1,2-Dichloroethene	Z	N	8260B	12/24/2010 01:45	<1.0 ug/L	1.0 ug/L
81551	Xylenes (total)	Z	N	8260B	12/24/2010 01:45	<2.0 ug/L	2.0 ug/L
77562	1,1,1,2-Tetrachloroethane	Z	N	8260B	12/24/2010 01:45	<1.0 ug/L	1.0 ug/L
77103	2-Hexanone	Z	N	8260B	12/24/2010 01:45	<5.0 ug/L	5.0 ug/L
34488	Trichlorofluoromethane	Z	N	8260B	12/24/2010 01:45	<2.0 ug/L	2.0 ug/L

* Attach Laboratory Reports

PART III ANALYTICAL RESULTS

Facility GMS#: _____

Test Site ID #: _____

Sample Date/Time: 12/16/2010 12:00AM

Report Period: 2010 / 4
Year / Qtr

Well Name: TRIP BLANK

Classification of Groundwater: G-II

Groundwater Elevation (NGVD): _____

or (MSL): _____

Well Purged (Y/N): N

Well Type:
( ) Background
( ) Detection
( ) Compliance
(X) Other

Storet Code	Parameter Monitored	Sampling Method	Field Filtered (Y/N)	Analysis Method	Analysis Date/Time	* Analysis Result/Units	Detection Limit/Units
77057	Vinyl acetate	Z	N	8260B	12/24/2010 01:45	<3.0 ug/L	3.0 ug/L
39175	Vinyl chloride	Z	N	8260B	12/24/2010 01:45	<1.0 ug/L	1.0 ug/L
32105	Dibromochloromethane	Z	N	8260B	12/24/2010 01:45	<1.0 ug/L	1.0 ug/L
77596	Dibromomethane	Z	N	8260B	12/24/2010 01:45	<1.0 ug/L	1.0 ug/L
34418	Chloromethane	Z	N	8260B	12/24/2010 01:45	<2.0 ug/L	2.0 ug/L
77093	cis-1,2-Dichloroethene	Z	N	8260B	12/24/2010 01:45	<1.0 ug/L	1.0 ug/L
34704	cis-1,3-Dichloropropene	Z	N	8260B	12/24/2010 01:45	<1.0 ug/L	1.0 ug/L
77128	Styrene	Z	N	8260B	12/24/2010 01:45	<1.0 ug/L	1.0 ug/L
34475	Tetrachloroethene	Z	N	8260B	12/24/2010 01:45	<1.0 ug/L	1.0 ug/L
32106	Chloroform	Z	N	8260B	12/24/2010 01:45	<1.0 ug/L	1.0 ug/L
34371	Ethylbenzene	Z	N	8260B	12/24/2010 01:45	<1.0 ug/L	1.0 ug/L
77424	Iodomethane	Z	N	8260B	12/24/2010 01:45	<1.0 ug/L	1.0 ug/L
34423	Methylene Chloride	Z	N	8260B	12/24/2010 01:45	<2.0 ug/L	2.0 ug/L

* Attach Laboratory Reports

PART III ANALYTICAL RESULTS

Facility GMS#: _____

Sample Date/Time: 12/17/2010 10:00AM

Test Site ID #: 22828

Report Period: 2010 / 4
Year / Qtr

Well Name: L-1

Well Purged (Y/N): N

Classification of Groundwater: G-II

Well Type: ( ) Background
( ) Detection
( ) Compliance
(X) Other

Groundwater Elevation (NGVD): _____

or (MSL): _____

Storet Code	Parameter Monitored	Sampling Method	Field Filtered (Y/N)	Analysis Method	Analysis Date/Time	* Analysis Result/Units	Detection Limit/Units
00620	Nitrate as N	Z	N	300.0	12/18/2010 15:07	<0.50 mg/L	0.50 mg/L
00940	Chloride	Z	N	300.0	12/18/2010 19:35	280 mg/L	30 mg/L
000610	Ammonia as N	Z	N	350.1	12/22/2010 16:08	27 mg/L	0.40 mg/L
00340	Chemical Oxygen Demand (CO	Z	N	410.4	12/28/2010 18:03	250 mg/L	40 mg/L
38437	1,2-Dibromo-3-Chloropropane	Z	N	504.1	12/30/2010 14:05	<0.019 ug/L	0.019 ug/L
77651	1,2-Dibromoethane	Z	N	504.1	12/30/2010 14:05	<0.019 ug/L	0.019 ug/L
001037	Cobalt	Z	N	6010B	12/28/2010 17:12	<10 ug/L	10 ug/L
001034	Chromium	Z	N	6010B	12/28/2010 17:12	1.7 ug/L	10 ug/L
001045	Iron	Z	N	6010B	12/28/2010 17:12	12000 ug/L	100 ug/L
001051	Lead	Z	N	6010B	12/28/2010 17:12	<9.0 ug/L	9.0 ug/L
001042	Copper	Z	N	6010B	12/28/2010 17:12	190 ug/L	15 ug/L
000929	Sodium	Z	N	6010B	12/28/2010 17:12	210 mg/L	1.0 mg/L
001077	Silver	Z	N	6010B	12/28/2010 17:12	<10 ug/L	10 ug/L
001147	Selenium	Z	N	6010B	12/28/2010 17:12	18 ug/L	15 ug/L
001102	Tin	Z	N	6010B	12/28/2010 17:12	<100 ug/L	100 ug/L
001067	Nickel	Z	N	6010B	12/28/2010 17:12	5.8 ug/L	40 ug/L
001092	Zinc	Z	N	6010B	12/28/2010 17:12	250 ug/L	20 ug/L
001087	Vanadium	Z	N	6010B	12/28/2010 17:12	<10 ug/L	10 ug/L
001027	Cadmium	Z	N	6010B	12/28/2010 17:12	<5.0 ug/L	5.0 ug/L
001007	Barium	Z	N	6010B	12/28/2010 17:12	88 ug/L	10 ug/L
001059	Thallium	Z	N	6020	12/23/2010 06:29	0.073 ug/L	2.0 ug/L
001012	Beryllium	Z	N	6020	12/23/2010 06:29	<2.0 ug/L	2.0 ug/L
001002	Arsenic	Z	N	6020	12/23/2010 06:29	5.3 ug/L	10 ug/L
001097	Antimony	Z	N	6020	12/23/2010 06:29	0.49 ug/L	4.0 ug/L
71900	Mercury	Z	N	7470A	12/20/2010 19:00	<0.20 ug/L	0.20 ug/L
39420	Heptachlor epoxide	Z	N	8081A	12/23/2010 05:05	<0.048 ug/L	0.048 ug/L
39340	gamma-BHC (Lindane)	Z	N	8081A	12/23/2010 05:05	0.028 ug/L	0.048 ug/L
34351	Endosulfan sulfate	Z	N	8081A	12/23/2010 05:05	<0.048 ug/L	0.048 ug/L
39390	Endrin	Z	N	8081A	12/23/2010 05:05	<0.048 ug/L	0.048 ug/L
039350	Technical Chlordane	Z	N	8081A	12/23/2010 05:05	<0.48 ug/L	0.48 ug/L
39410	Heptachlor	Z	N	8081A	12/23/2010 05:05	<0.048 ug/L	0.048 ug/L
39400	Toxaphene	Z	N	8081A	12/23/2010 05:05	<1.9 ug/L	1.9 ug/L

* Attach Laboratory Reports

PART III ANALYTICAL RESULTS

Facility GMS#: _____

Test Site ID #: 22828

Sample Date/Time: 12/17/2010 10:00AM

Report Period: 2010 / 4
Year / Qtr

Well Name: L-1

Classification of Groundwater: G-II

Groundwater Elevation (NGVD): _____

or (MSL): _____

Well Purged (Y/N): N

Well Type:
( ) Background
( ) Detection
( ) Compliance
(X) Other

Storet Code	Parameter Monitored	Sampling Method	Field Filtered (Y/N)	Analysis Method	Analysis Date/Time	* Analysis Result/Units	Detection Limit/Units
34366	Endrin aldehyde	Z	N	8081A	12/23/2010 05:05	<0.048 ug/L	0.048 ug/L
81281	Kepone	Z	N	8081A	12/23/2010 05:05	<0.95 ug/L	0.95 ug/L
39480	Methoxychlor	Z	N	8081A	12/23/2010 05:05	<0.095 ug/L	0.095 ug/L
39330	Aldrin	Z	N	8081A	12/23/2010 05:05	<0.048 ug/L	0.048 ug/L
39337	alpha-BHC	Z	N	8081A	12/23/2010 05:05	<0.048 ug/L	0.048 ug/L
39370	4,4'-DDT	Z	N	8081A	12/23/2010 05:05	<0.048 ug/L	0.048 ug/L
39360	4,4'-DDD	Z	N	8081A	12/23/2010 05:05	<0.048 ug/L	0.048 ug/L
39365	4,4'-DDE	Z	N	8081A	12/23/2010 05:05	<0.048 ug/L	0.048 ug/L
39338	beta-BHC	Z	N	8081A	12/23/2010 05:05	<0.048 ug/L	0.048 ug/L
34361	Endosulfan I	Z	N	8081A	12/23/2010 05:05	0.013 ug/L	0.048 ug/L
34356	Endosulfan II	Z	N	8081A	12/23/2010 05:05	<0.048 ug/L	0.048 ug/L
39380	Dieldrin	Z	N	8081A	12/23/2010 05:05	<0.048 ug/L	0.048 ug/L
34259	delta-BHC	Z	N	8081A	12/23/2010 05:05	0.0089 ug/L	0.048 ug/L
34671	Aroclor 1016	Z	N	8082	12/30/2010 13:21	<0.95 ug/L	0.95 ug/L
39500	Aroclor 1248	Z	N	8082	12/30/2010 13:21	<0.95 ug/L	0.95 ug/L
39504	Aroclor 1254	Z	N	8082	12/30/2010 13:21	<0.95 ug/L	0.95 ug/L
39488	Aroclor 1221	Z	N	8082	12/30/2010 13:21	<0.95 ug/L	0.95 ug/L
39492	Aroclor 1232	Z	N	8082	12/30/2010 13:21	<0.95 ug/L	0.95 ug/L
39496	Aroclor 1242	Z	N	8082	12/30/2010 13:21	<0.95 ug/L	0.95 ug/L
39508	Aroclor 1260	Z	N	8082	12/30/2010 13:21	<0.95 ug/L	0.95 ug/L
39740	2,4,5-T	Z	N	8151A	12/30/2010 02:32	<0.95 ug/L	0.95 ug/L
39730	2,4-D	Z	N	8151A	12/30/2010 02:32	<3.8 ug/L	3.8 ug/L
39760	2,4,5-TP (Silvex)	Z	N	8151A	12/30/2010 02:32	<0.95 ug/L	0.95 ug/L
81520	Chloroprene	Z	N	8260B	12/29/2010 11:16	<1.0 ug/L	1.0 ug/L
73570	Ethyl methacrylate	Z	N	8260B	12/29/2010 11:16	<3.0 ug/L	3.0 ug/L
77093	cis-1,2-Dichloroethene	Z	N	8260B	12/29/2010 11:16	0.50 ug/L	1.0 ug/L
77596	Dibromomethane	Z	N	8260B	12/29/2010 11:16	<1.0 ug/L	1.0 ug/L
34668	Dichlorodifluoromethane	Z	N	8260B	12/29/2010 11:16	<2.0 ug/L	2.0 ug/L
34704	cis-1,3-Dichloropropene	Z	N	8260B	12/29/2010 11:16	<1.0 ug/L	1.0 ug/L
32105	Dibromochloromethane	Z	N	8260B	12/29/2010 11:16	<1.0 ug/L	1.0 ug/L
34418	Chloromethane	Z	N	8260B	12/29/2010 11:16	<2.0 ug/L	2.0 ug/L
34413	Bromomethane	Z	N	8260B	12/29/2010 11:16	<2.0 ug/L	2.0 ug/L

* Attach Laboratory Reports

PART III ANALYTICAL RESULTS

Facility GMS#: _____ Sample Date/Time: 12/17/2010 10:00AM

Test Site ID #: 22828 Report Period: 2010 / 4
Year / Qtr

Well Name: L-1 Well Purged (Y/N): N

Classification of Groundwater: G-II Well Type: ( ) Background
( ) Detection
( ) Compliance
(X) Other

Groundwater Elevation (NGVD): _____
or (MSL): _____

Storet Code	Parameter Monitored	Sampling Method	Field Filtered (Y/N)	Analysis Method	Analysis Date/Time	* Analysis Result/Units	Detection Limit/Units
77041	Carbon disulfide	Z	N	8260B	12/29/2010 11:16	<2.0 ug/L	2.0 ug/L
32101	Bromodichloromethane	Z	N	8260B	12/29/2010 11:16	<1.0 ug/L	1.0 ug/L
32104	Bromoform	Z	N	8260B	12/29/2010 11:16	<1.0 ug/L	1.0 ug/L
34311	Chloroethane	Z	N	8260B	12/29/2010 11:16	1.1 ug/L	2.0 ug/L
32106	Chloroform	Z	N	8260B	12/29/2010 11:16	<1.0 ug/L	1.0 ug/L
32102	Carbon tetrachloride	Z	N	8260B	12/29/2010 11:16	<1.0 ug/L	1.0 ug/L
34301	Chlorobenzene	Z	N	8260B	12/29/2010 11:16	<1.0 ug/L	1.0 ug/L
34371	Ethylbenzene	Z	N	8260B	12/29/2010 11:16	3.5 ug/L	1.0 ug/L
34699	trans-1,3-Dichloropropene	Z	N	8260B	12/29/2010 11:16	<3.0 ug/L	3.0 ug/L
49263	trans-1,4-Dichloro-2-butene	Z	N	8260B	12/29/2010 11:16	<3.0 ug/L	3.0 ug/L
34010	Toluene	Z	N	8260B	12/29/2010 11:16	3.5 ug/L	1.0 ug/L
34546	trans-1,2-Dichloroethene	Z	N	8260B	12/29/2010 11:16	<1.0 ug/L	1.0 ug/L
77057	Vinyl acetate	Z	N	8260B	12/29/2010 11:16	<3.0 ug/L	3.0 ug/L
39175	Vinyl chloride	Z	N	8260B	12/29/2010 11:16	14 ug/L	1.0 ug/L
39180	Trichloroethene	Z	N	8260B	12/29/2010 11:16	<1.0 ug/L	1.0 ug/L
34488	Trichlorofluoromethane	Z	N	8260B	12/29/2010 11:16	<2.0 ug/L	2.0 ug/L
81593	Methacrylonitrile	Z	N	8260B	12/29/2010 11:16	<10 ug/L	10 ug/L
81597	Methyl methacrylate	Z	N	8260B	12/29/2010 11:16	<4.0 ug/L	4.0 ug/L
77424	Iodomethane	Z	N	8260B	12/29/2010 11:16	<1.0 ug/L	1.0 ug/L
77033	Isobutyl alcohol	Z	N	8260B	12/29/2010 11:16	<110 ug/L	110 ug/L
77128	Styrene	Z	N	8260B	12/29/2010 11:16	<1.0 ug/L	1.0 ug/L
34475	Tetrachloroethene	Z	N	8260B	12/29/2010 11:16	<1.0 ug/L	1.0 ug/L
34423	Methylene Chloride	Z	N	8260B	12/29/2010 11:16	<2.0 ug/L	2.0 ug/L
77007	Propionitrile	Z	N	8260B	12/29/2010 11:16	<20 ug/L	20 ug/L
34536	1,2-Dichlorobenzene	Z	N	8260B	12/29/2010 11:16	<1.0 ug/L	1.0 ug/L
77443	1,2,3-Trichloropropane	Z	N	8260B	12/29/2010 11:16	<2.5 ug/L	2.5 ug/L
77168	1,1-Dichloropropene	Z	N	8260B	12/29/2010 11:16	<1.0 ug/L	1.0 ug/L
34566	1,3-Dichlorobenzene	Z	N	8260B	12/29/2010 11:16	<1.0 ug/L	1.0 ug/L
34541	1,2-Dichloropropane	Z	N	8260B	12/29/2010 11:16	<1.0 ug/L	1.0 ug/L
34531	1,2-Dichloroethane	Z	N	8260B	12/29/2010 11:16	1.2 ug/L	1.0 ug/L
34506	1,1,1-Trichloroethane	Z	N	8260B	12/29/2010 11:16	<1.0 ug/L	1.0 ug/L
77562	1,1,1,2-Tetrachloroethane	Z	N	8260B	12/29/2010 11:16	<1.0 ug/L	1.0 ug/L

* Attach Laboratory Reports

PART III ANALYTICAL RESULTS

Facility GMS#: _____ Sample Date/Time: 12/17/2010 10:00AM

Test Site ID #: 22828 Report Period: 2010 / 4
Year / Qtr

Well Name: L-1 Well Purged (Y/N): N

Classification of Groundwater: G-II Well Type: ( ) Background
( ) Detection
( ) Compliance
(X) Other

Groundwater Elevation (NGVD): _____
or (MSL): _____

Storet Code	Parameter Monitored	Sampling Method	Field Filtered (Y/N)	Analysis Method	Analysis Date/Time	* Analysis Result/Units	Detection Limit/Units
73085	Bromochloromethane	Z	N	8260B	12/29/2010 11:16	<1.0 ug/L	1.0 ug/L
34516	1,1,2,2-Tetrachloroethane	Z	N	8260B	12/29/2010 11:16	<1.0 ug/L	1.0 ug/L
34501	1,1-Dichloroethene	Z	N	8260B	12/29/2010 11:16	<1.0 ug/L	1.0 ug/L
34496	1,1-Dichloroethane	Z	N	8260B	12/29/2010 11:16	0.45 ug/L	1.0 ug/L
34511	1,1,2-Trichloroethane	Z	N	8260B	12/29/2010 11:16	<1.0 ug/L	1.0 ug/L
76997	Acetonitrile	Z	N	8260B	12/29/2010 11:16	<30 ug/L	30 ug/L
81552	Acetone	Z	N	8260B	12/29/2010 11:16	30 ug/L	10 ug/L
81596	4-Methyl-2-pentanone (MIBK)	Z	N	8260B	12/29/2010 11:16	1.8 ug/L	5.0 ug/L
34210	Acrolein	Z	N	8260B	12/29/2010 11:16	<20 ug/L	20 ug/L
81551	Xylenes (total)	Z	N	8260B	12/29/2010 11:16	3.4 ug/L	2.0 ug/L
78124	Benzene	Z	N	8260B	12/29/2010 11:16	0.89 ug/L	1.0 ug/L
34215	Acrylonitrile	Z	N	8260B	12/29/2010 11:16	<20 ug/L	20 ug/L
77170	2,2-Dichloropropane	Z	N	8260B	12/29/2010 11:16	<1.0 ug/L	1.0 ug/L
34571	1,4-Dichlorobenzene	Z	N	8260B	12/29/2010 11:16	0.46 ug/L	1.0 ug/L
77173	1,3-Dichloropropane	Z	N	8260B	12/29/2010 11:16	<1.0 ug/L	1.0 ug/L
81595	2-Butanone (MEK)	Z	N	8260B	12/29/2010 11:16	10 ug/L	6.0 ug/L
78109	3-Chloropropene	Z	N	8260B	12/29/2010 11:16	<2.0 ug/L	2.0 ug/L
77103	2-Hexanone	Z	N	8260B	12/29/2010 11:16	2.4 ug/L	5.0 ug/L
73600	1-Naphthylamine	Z	N	8270C	12/29/2010 22:59	<95 ug/L	95 ug/L
34283	2,2'-oxybis(1-chloropropane)	Z	N	8270C	12/29/2010 22:59	<95 ug/L	95 ug/L
77734	1,2,4,5-Tetrachlorobenzene	Z	N	8270C	12/29/2010 22:59	<95 ug/L	95 ug/L
73599	1,4-Naphthoquinone	Z	N	8270C	12/29/2010 22:59	<480 ug/L	480 ug/L
34551	1,2,4-Trichlorobenzene	Z	N	8270C	12/29/2010 22:59	<38 ug/L	38 ug/L
73653	1,3,5-Trinitrobenzene	Z	N	8270C	12/29/2010 22:59	<480 ug/L	480 ug/L
45622	1,3-Dinitrobenzene	Z	N	8270C	12/29/2010 22:59	<95 ug/L	95 ug/L
34469	Pyrene	Z	N	8270C	12/29/2010 22:59	<95 ug/L	95 ug/L
39080	Pronamide	Z	N	8270C	12/29/2010 22:59	<190 ug/L	190 ug/L
46313	Phorate	Z	N	8270C	12/29/2010 22:59	<480 ug/L	480 ug/L
73553	Thionazin	Z	N	8270C	12/29/2010 22:59	<480 ug/L	480 ug/L
77545	Safrole	Z	N	8270C	12/29/2010 22:59	<190 ug/L	190 ug/L
73626	Phenacetin	Z	N	8270C	12/29/2010 22:59	<190 ug/L	190 ug/L
39032	Pentachlorophenol	Z	N	8270C	12/29/2010 22:59	<480 ug/L	480 ug/L

* Attach Laboratory Reports

PART III ANALYTICAL RESULTS

Facility GMS#: _____ Sample Date/Time: 12/17/2010 10:00AM

Test Site ID #: 22828 Report Period: 2010 / 4
Year / Qtr

Well Name: L-1 Well Purged (Y/N): N

Classification of Groundwater: G-II Well Type: ( ) Background
( ) Detection
( ) Compliance
(X) Other

Groundwater Elevation (NGVD): _____
or (MSL): _____

Storet Code	Parameter Monitored	Sampling Method	Field Filtered (Y/N)	Analysis Method	Analysis Date/Time	* Analysis Result/Units	Detection Limit/Units
73501	2-Acetylaminofluorene	Z	N	8270C	12/29/2010 22:59	<950 ug/L	950 ug/L
34694	Phenol	Z	N	8270C	12/29/2010 22:59	<95 ug/L	95 ug/L
34461	Phenanthrene	Z	N	8270C	12/29/2010 22:59	<38 ug/L	38 ug/L
77770	2,3,4,6-Tetrachlorophenol	Z	N	8270C	12/29/2010 22:59	<480 ug/L	480 ug/L
81888	Disulfoton	Z	N	8270C	12/29/2010 22:59	<480 ug/L	480 ug/L
73571	Ethyl methanesulfonate	Z	N	8270C	12/29/2010 22:59	<95 ug/L	95 ug/L
77579	Diphenylamine	Z	N	8270C	12/29/2010 22:59	<95 ug/L	95 ug/L
34341	Dimethyl phthalate	Z	N	8270C	12/29/2010 22:59	<38 ug/L	38 ug/L
81287	Dinoseb	Z	N	8270C	12/29/2010 22:59	<190 ug/L	190 ug/L
46315	Ethyl Parathion	Z	N	8270C	12/29/2010 22:59	<480 ug/L	480 ug/L
39700	Hexachlorobenzene	Z	N	8270C	12/29/2010 22:59	<95 ug/L	95 ug/L
34391	Hexachlorobutadiene	Z	N	8270C	12/29/2010 22:59	<95 ug/L	95 ug/L
34381	Fluorene	Z	N	8270C	12/29/2010 22:59	<38 ug/L	38 ug/L
38462	Famphur	Z	N	8270C	12/29/2010 22:59	<950 ug/L	950 ug/L
34376	Fluoranthene	Z	N	8270C	12/29/2010 22:59	<38 ug/L	38 ug/L
46314	Dimethoate	Z	N	8270C	12/29/2010 22:59	<190 ug/L	190 ug/L
39460	Chlorobenzilate	Z	N	8270C	12/29/2010 22:59	<95 ug/L	95 ug/L
34320	Chrysene	Z	N	8270C	12/29/2010 22:59	<38 ug/L	38 ug/L
34292	Butyl benzyl phthalate	Z	N	8270C	12/29/2010 22:59	<38 ug/L	38 ug/L
34273	bis(2-Chloroethyl) ether	Z	N	8270C	12/29/2010 22:59	<95 ug/L	95 ug/L
39100	Bis(2-ethylhexyl) phthalate	Z	N	8270C	12/29/2010 22:59	5.7 ug/L	95 ug/L
39110	Di-n-butyl phthalate	Z	N	8270C	12/29/2010 22:59	<38 ug/L	38 ug/L
81302	Dibenzofuran	Z	N	8270C	12/29/2010 22:59	<38 ug/L	38 ug/L
34336	Diethyl phthalate	Z	N	8270C	12/29/2010 22:59	<38 ug/L	38 ug/L
34556	Dibenz(a,h)anthracene	Z	N	8270C	12/29/2010 22:59	<38 ug/L	38 ug/L
34596	Di-n-octyl phthalate	Z	N	8270C	12/29/2010 22:59	<38 ug/L	38 ug/L
73540	Diallate	Z	N	8270C	12/29/2010 22:59	<53 ug/L	53 ug/L
34386	Hexachlorocyclopentadiene	Z	N	8270C	12/29/2010 22:59	<480 ug/L	480 ug/L
73619	N-Nitrosopiperidine	Z	N	8270C	12/29/2010 22:59	<95 ug/L	95 ug/L
78206	N-Nitrosopyrrolidine	Z	N	8270C	12/29/2010 22:59	<95 ug/L	95 ug/L
73613	N-Nitrosomethylethylamine	Z	N	8270C	12/29/2010 22:59	<95 ug/L	95 ug/L
34438	N-Nitrosodimethylamine	Z	N	8270C	12/29/2010 22:59	<95 ug/L	95 ug/L

* Attach Laboratory Reports

PART III ANALYTICAL RESULTS

Facility GMS#: _____

Sample Date/Time: 12/17/2010 10:00AM

Test Site ID #: 22828

Report Period: 2010 / 4
Year / Qtr

Well Name: L-1

Well Purged (Y/N): N

Classification of Groundwater: G-II

Well Type: ( ) Background
( ) Detection
( ) Compliance
(X) Other

Groundwater Elevation (NGVD): _____

or (MSL): _____

Storet Code	Parameter Monitored	Sampling Method	Field Filtered (Y/N)	Analysis Method	Analysis Date/Time	* Analysis Result/Units	Detection Limit/Units
34433	N-Nitrosodiphenylamine	Z	N	8270C	12/29/2010 22:59	<95 ug/L	95 ug/L
34696	Naphthalene	Z	N	8270C	12/29/2010 22:59	<38 ug/L	38 ug/L
77142	o-Toluidine	Z	N	8270C	12/29/2010 22:59	<95 ug/L	95 ug/L
77793	Pentachlorobenzene	Z	N	8270C	12/29/2010 22:59	<95 ug/L	95 ug/L
73652	O,O,O-Triethyl phosphorothioat	Z	N	8270C	12/29/2010 22:59	<480 ug/L	480 ug/L
34447	Nitrobenzene	Z	N	8270C	12/29/2010 22:59	<95 ug/L	95 ug/L
73611	N-Nitrosodiethylamine	Z	N	8270C	12/29/2010 22:59	<95 ug/L	95 ug/L
39430	Isodrin	Z	N	8270C	12/29/2010 22:59	<95 ug/L	95 ug/L
34408	Isophorone	Z	N	8270C	12/29/2010 22:59	<95 ug/L	95 ug/L
34403	Indeno(1,2,3-cd)pyrene	Z	N	8270C	12/29/2010 22:59	<38 ug/L	38 ug/L
34396	Hexachloroethane	Z	N	8270C	12/29/2010 22:59	<95 ug/L	95 ug/L
73576	Hexachloropropene	Z	N	8270C	12/29/2010 22:59	<950 ug/L	950 ug/L
73582	Isosafrole	Z	N	8270C	12/29/2010 22:59	<33 ug/L	33 ug/L
73609	N-Nitrosodi-n-butylamine	Z	N	8270C	12/29/2010 22:59	<95 ug/L	95 ug/L
34428	N-Nitrosodi-n-propylamine	Z	N	8270C	12/29/2010 22:59	11 ug/L	95 ug/L
39600	Methyl parathion	Z	N	8270C	12/29/2010 22:59	<480 ug/L	480 ug/L
73589	Methapyrilene	Z	N	8270C	12/29/2010 22:59	<480 ug/L	480 ug/L
73595	Methyl methanesulfonate	Z	N	8270C	12/29/2010 22:59	<95 ug/L	95 ug/L
77152	2-Methylphenol	Z	N	8270C	12/29/2010 22:59	<95 ug/L	95 ug/L
73601	2-Naphthylamine	Z	N	8270C	12/29/2010 22:59	<95 ug/L	95 ug/L
77416	2-Methylnaphthalene	Z	N	8270C	12/29/2010 22:59	<38 ug/L	38 ug/L
78142	2-Nitroaniline	Z	N	8270C	12/29/2010 22:59	<95 ug/L	95 ug/L
73591	3-Methylcholanthrene	Z	N	8270C	12/29/2010 22:59	<190 ug/L	190 ug/L
977148	3-Methylphenol & 4-Methylphe	Z	N	8270C	12/29/2010 22:59	<95 ug/L	95 ug/L
82213	3,3'-Dimethylbenzidine	Z	N	8270C	12/29/2010 22:59	<190 ug/L	190 ug/L
34591	2-Nitrophenol	Z	N	8270C	12/29/2010 22:59	<95 ug/L	95 ug/L
34631	3,3'-Dichlorobenzidine	Z	N	8270C	12/29/2010 22:59	<480 ug/L	480 ug/L
34586	2-Chlorophenol	Z	N	8270C	12/29/2010 22:59	<95 ug/L	95 ug/L
34601	2,4-Dichlorophenol	Z	N	8270C	12/29/2010 22:59	<95 ug/L	95 ug/L
34606	2,4-Dimethylphenol	Z	N	8270C	12/29/2010 22:59	<95 ug/L	95 ug/L
34621	2,4,6-Trichlorophenol	Z	N	8270C	12/29/2010 22:59	<95 ug/L	95 ug/L
77687	2,4,5-Trichlorophenol	Z	N	8270C	12/29/2010 22:59	<95 ug/L	95 ug/L

* Attach Laboratory Reports

PART III ANALYTICAL RESULTS

Facility GMS#: _____ Sample Date/Time: 12/17/2010 10:00AM

Test Site ID #: 22828 Report Period: 2010 / 4
Year / Qtr

Well Name: L-1 Well Purged (Y/N): N

Classification of Groundwater: G-II Well Type: ( ) Background
( ) Detection
( ) Compliance
(X) Other

Groundwater Elevation (NGVD): _____
or (MSL): _____

Storet Code	Parameter Monitored	Sampling Method	Field Filtered (Y/N)	Analysis Method	Analysis Date/Time	* Analysis Result/Units	Detection Limit/Units
34616	2,4-Dinitrophenol	Z	N	8270C	12/29/2010 22:59	<290 ug/L	290 ug/L
81316	Pentachloronitrobenzene	Z	N	8270C	12/29/2010 22:59	<480 ug/L	480 ug/L
34581	2-Chloronaphthalene	Z	N	8270C	12/29/2010 22:59	<38 ug/L	38 ug/L
34626	2,6-Dinitrotoluene	Z	N	8270C	12/29/2010 22:59	<95 ug/L	95 ug/L
34611	2,4-Dinitrotoluene	Z	N	8270C	12/29/2010 22:59	<95 ug/L	95 ug/L
77541	2,6-Dichlorophenol	Z	N	8270C	12/29/2010 22:59	<95 ug/L	95 ug/L
78300	3-Nitroaniline	Z	N	8270C	12/29/2010 22:59	<95 ug/L	95 ug/L
34220	Anthracene	Z	N	8270C	12/29/2010 22:59	<38 ug/L	38 ug/L
34526	Benz(a)anthracene	Z	N	8270C	12/29/2010 22:59	<38 ug/L	38 ug/L
81553	Acetophenone	Z	N	8270C	12/29/2010 22:59	<95 ug/L	95 ug/L
34205	Acenaphthene	Z	N	8270C	12/29/2010 22:59	<38 ug/L	38 ug/L
34200	Acenaphthylene	Z	N	8270C	12/29/2010 22:59	<38 ug/L	38 ug/L
34247	Benzo(a)pyrene	Z	N	8270C	12/29/2010 22:59	<38 ug/L	38 ug/L
77147	Benzyl alcohol	Z	N	8270C	12/29/2010 22:59	<95 ug/L	95 ug/L
34278	Bis(2-chloroethoxy)methane	Z	N	8270C	12/29/2010 22:59	<95 ug/L	95 ug/L
34242	Benzo(k)fluoranthene	Z	N	8270C	12/29/2010 22:59	<38 ug/L	38 ug/L
34230	Benzo(b)fluoranthene	Z	N	8270C	12/29/2010 22:59	<38 ug/L	38 ug/L
34521	Benzo(ghi)perylene	Z	N	8270C	12/29/2010 22:59	<38 ug/L	38 ug/L
73559	7,12-Dimethylbenz(a)anthracen	Z	N	8270C	12/29/2010 22:59	<190 ug/L	190 ug/L
34452	4-Chloro-3-methylphenol	Z	N	8270C	12/29/2010 22:59	<95 ug/L	95 ug/L
73529	4-Chloroaniline	Z	N	8270C	12/29/2010 22:59	<95 ug/L	95 ug/L
34636	4-Bromophenyl phenyl ether	Z	N	8270C	12/29/2010 22:59	<95 ug/L	95 ug/L
34657	4,6-Dinitro-2-methylphenol	Z	N	8270C	12/29/2010 22:59	<480 ug/L	480 ug/L
77581	4-Aminobiphenyl	Z	N	8270C	12/29/2010 22:59	<480 ug/L	480 ug/L
34641	4-Chlorophenyl phenyl ether	Z	N	8270C	12/29/2010 22:59	<95 ug/L	95 ug/L
73628	4-Phenylenediamine	Z	N	8270C	12/29/2010 22:59	<950 ug/L	950 ug/L
73622	5-Nitro-o-toluidine	Z	N	8270C	12/29/2010 22:59	<190 ug/L	190 ug/L
34646	4-Nitrophenol	Z	N	8270C	12/29/2010 22:59	<95 ug/L	95 ug/L
73558	4-Dimethylaminoazobenzene	Z	N	8270C	12/29/2010 22:59	<190 ug/L	190 ug/L
30342	4-Nitroaniline	Z	N	8270C	12/29/2010 22:59	<95 ug/L	95 ug/L
00720	Total Cyanide	Z	N	9012A	12/22/2010 13:19	0.0028 mg/L	0.010 mg/L
00745	Total Sulfide	Z	N	9034	12/23/2010 14:21	<4.0 mg/L	4.0 mg/L

* Attach Laboratory Reports

PART III ANALYTICAL RESULTS

Facility GMS#: _____

Sample Date/Time: 12/17/2010 10:00AM

Test Site ID #: 22828

Report Period: 2010 / 4
Year / Qtr

Well Name: L-1

Well Purged (Y/N): N

Classification of Groundwater: G-II

Well Type:
( ) Background
( ) Detection
( ) Compliance
(X) Other

Groundwater Elevation (NGVD): _____

or (MSL): _____

Storet Code	Parameter Monitored	Sampling Method	Field Filtered (Y/N)	Analysis Method	Analysis Date/Time	* Analysis Result/Units	Detection Limit/Units
82078	Field Turbidity	Z	N	Field Sampling	12/16/2010 10:00	53.2 NTU	-
000299	Field Dissolved Oxygen	Z	N	Field Sampling	12/16/2010 10:00	0.3 mg/L	-
000094	Field Conductivity	Z	N	Field Sampling	12/16/2010 10:00	1860 umhos/cm	-
000406	Field pH	Z	N	Field Sampling	12/16/2010 10:00	6.23 SU	-
00010	Field Temperature	Z	N	Field Sampling	12/16/2010 10:00	23.0 Degrees C	-
00410	Total Alkalinity	Z	N	SM 2320B	12/21/2010 15:06	760 mg/L	5.0 mg/L
70300	Total Dissolved Solids	Z	N	SM 2540C	12/23/2010 07:50	1100 mg/L	10 mg/L
00310	Biochemical Oxygen Demand	Z	N	SM5210B	12/18/2010 14:00	18 mg/L	12 mg/L

* Attach Laboratory Reports

PART III ANALYTICAL RESULTS

Facility GMS#: _____ Sample Date/Time: 12/17/2010 12:00AM

Test Site ID #: _____ Report Period: 2010 / 4
Year / Qtr

Well Name: TRIP BLANK1 Well Purged (Y/N): N

Classification of Groundwater: G-II Well Type: ( ) Background
( ) Detection
( ) Compliance
(X) Other

Groundwater Elevation (NGVD): _____
or (MSL): _____

Storet Code	Parameter Monitored	Sampling Method	Field Filtered (Y/N)	Analysis Method	Analysis Date/Time	* Analysis Result/Units	Detection Limit/Units
81593	Methacrylonitrile	Z	N	8260B	12/29/2010 11:36	<10 ug/L	10 ug/L
77033	Isobutyl alcohol	Z	N	8260B	12/29/2010 11:36	<110 ug/L	110 ug/L
77424	Iodomethane	Z	N	8260B	12/29/2010 11:36	<1.0 ug/L	1.0 ug/L
77007	Propionitrile	Z	N	8260B	12/29/2010 11:36	<20 ug/L	20 ug/L
34423	Methylene Chloride	Z	N	8260B	12/29/2010 11:36	<2.0 ug/L	2.0 ug/L
81597	Methyl methacrylate	Z	N	8260B	12/29/2010 11:36	<4.0 ug/L	4.0 ug/L
34371	Ethylbenzene	Z	N	8260B	12/29/2010 11:36	<1.0 ug/L	1.0 ug/L
32105	Dibromochloromethane	Z	N	8260B	12/29/2010 11:36	<1.0 ug/L	1.0 ug/L
34704	cis-1,3-Dichloropropene	Z	N	8260B	12/29/2010 11:36	<1.0 ug/L	1.0 ug/L
73570	Ethyl methacrylate	Z	N	8260B	12/29/2010 11:36	<3.0 ug/L	3.0 ug/L
34668	Dichlorodifluoromethane	Z	N	8260B	12/29/2010 11:36	<2.0 ug/L	2.0 ug/L
77596	Dibromomethane	Z	N	8260B	12/29/2010 11:36	<1.0 ug/L	1.0 ug/L
77057	Vinyl acetate	Z	N	8260B	12/29/2010 11:36	<3.0 ug/L	3.0 ug/L
34488	Trichlorofluoromethane	Z	N	8260B	12/29/2010 11:36	<2.0 ug/L	2.0 ug/L
39180	Trichloroethene	Z	N	8260B	12/29/2010 11:36	<1.0 ug/L	1.0 ug/L
77168	1,1-Dichloropropene	Z	N	8260B	12/29/2010 11:36	<1.0 ug/L	1.0 ug/L
81551	Xylenes (total)	Z	N	8260B	12/29/2010 11:36	<2.0 ug/L	2.0 ug/L
39175	Vinyl chloride	Z	N	8260B	12/29/2010 11:36	<1.0 ug/L	1.0 ug/L
49263	trans-1,4-Dichloro-2-butene	Z	N	8260B	12/29/2010 11:36	<3.0 ug/L	3.0 ug/L
34475	Tetrachloroethene	Z	N	8260B	12/29/2010 11:36	<1.0 ug/L	1.0 ug/L
77128	Styrene	Z	N	8260B	12/29/2010 11:36	<1.0 ug/L	1.0 ug/L
34699	trans-1,3-Dichloropropene	Z	N	8260B	12/29/2010 11:36	<3.0 ug/L	3.0 ug/L
34546	trans-1,2-Dichloroethene	Z	N	8260B	12/29/2010 11:36	<1.0 ug/L	1.0 ug/L
34010	Toluene	Z	N	8260B	12/29/2010 11:36	<1.0 ug/L	1.0 ug/L
77093	cis-1,2-Dichloroethene	Z	N	8260B	12/29/2010 11:36	<1.0 ug/L	1.0 ug/L
81595	2-Butanone (MEK)	Z	N	8260B	12/29/2010 11:36	<6.0 ug/L	6.0 ug/L
77103	2-Hexanone	Z	N	8260B	12/29/2010 11:36	<5.0 ug/L	5.0 ug/L
77170	2,2-Dichloropropane	Z	N	8260B	12/29/2010 11:36	<1.0 ug/L	1.0 ug/L
77173	1,3-Dichloropropane	Z	N	8260B	12/29/2010 11:36	<1.0 ug/L	1.0 ug/L
34571	1,4-Dichlorobenzene	Z	N	8260B	12/29/2010 11:36	<1.0 ug/L	1.0 ug/L
78109	3-Chloropropene	Z	N	8260B	12/29/2010 11:36	<2.0 ug/L	2.0 ug/L
76997	Acetonitrile	Z	N	8260B	12/29/2010 11:36	<30 ug/L	30 ug/L

* Attach Laboratory Reports

PART III ANALYTICAL RESULTS

Facility GMS#: _____ Sample Date/Time: 12/17/2010 12:00AM

Test Site ID #: _____ Report Period: 2010 / 4
Year / Qtr

Well Name: TRIP BLANK1 Well Purged (Y/N): N

Classification of Groundwater: G-II Well Type: ( ) Background
( ) Detection
( ) Compliance
(X) Other

Groundwater Elevation (NGVD): _____
or (MSL): _____

Storet Code	Parameter Monitored	Sampling Method	Field Filtered (Y/N)	Analysis Method	Analysis Date/Time	* Analysis Result/Units	Detection Limit/Units
77562	1,1,1,2-Tetrachloroethane	Z	N	8260B	12/29/2010 11:36	<1.0 ug/L	1.0 ug/L
81552	Acetone	Z	N	8260B	12/29/2010 11:36	2.4 ug/L	10 ug/L
81596	4-Methyl-2-pentanone (MIBK)	Z	N	8260B	12/29/2010 11:36	<5.0 ug/L	5.0 ug/L
34496	1,1-Dichloroethane	Z	N	8260B	12/29/2010 11:36	<1.0 ug/L	1.0 ug/L
34501	1,1-Dichloroethene	Z	N	8260B	12/29/2010 11:36	<1.0 ug/L	1.0 ug/L
34511	1,1,2-Trichloroethane	Z	N	8260B	12/29/2010 11:36	<1.0 ug/L	1.0 ug/L
34506	1,1,1-Trichloroethane	Z	N	8260B	12/29/2010 11:36	<1.0 ug/L	1.0 ug/L
34516	1,1,2,2-Tetrachloroethane	Z	N	8260B	12/29/2010 11:36	<1.0 ug/L	1.0 ug/L
77443	1,2,3-Trichloropropane	Z	N	8260B	12/29/2010 11:36	<2.5 ug/L	2.5 ug/L
34541	1,2-Dichloropropane	Z	N	8260B	12/29/2010 11:36	<1.0 ug/L	1.0 ug/L
34566	1,3-Dichlorobenzene	Z	N	8260B	12/29/2010 11:36	<1.0 ug/L	1.0 ug/L
34531	1,2-Dichloroethane	Z	N	8260B	12/29/2010 11:36	<1.0 ug/L	1.0 ug/L
34536	1,2-Dichlorobenzene	Z	N	8260B	12/29/2010 11:36	<1.0 ug/L	1.0 ug/L
32104	Bromoform	Z	N	8260B	12/29/2010 11:36	<1.0 ug/L	1.0 ug/L
34413	Bromomethane	Z	N	8260B	12/29/2010 11:36	<2.0 ug/L	2.0 ug/L
77041	Carbon disulfide	Z	N	8260B	12/29/2010 11:36	<2.0 ug/L	2.0 ug/L
73085	Bromochloromethane	Z	N	8260B	12/29/2010 11:36	<1.0 ug/L	1.0 ug/L
34210	Acrolein	Z	N	8260B	12/29/2010 11:36	<20 ug/L	20 ug/L
34215	Acrylonitrile	Z	N	8260B	12/29/2010 11:36	<20 ug/L	20 ug/L
78124	Benzene	Z	N	8260B	12/29/2010 11:36	<1.0 ug/L	1.0 ug/L
34418	Chloromethane	Z	N	8260B	12/29/2010 11:36	<2.0 ug/L	2.0 ug/L
32106	Chloroform	Z	N	8260B	12/29/2010 11:36	<1.0 ug/L	1.0 ug/L
32101	Bromodichloromethane	Z	N	8260B	12/29/2010 11:36	<1.0 ug/L	1.0 ug/L
81520	Chloroprene	Z	N	8260B	12/29/2010 11:36	<1.0 ug/L	1.0 ug/L
34301	Chlorobenzene	Z	N	8260B	12/29/2010 11:36	<1.0 ug/L	1.0 ug/L
34311	Chloroethane	Z	N	8260B	12/29/2010 11:36	<2.0 ug/L	2.0 ug/L
32102	Carbon tetrachloride	Z	N	8260B	12/29/2010 11:36	<1.0 ug/L	1.0 ug/L

* Attach Laboratory Reports

PART III ANALYTICAL RESULTS

Facility GMS#: _____

Sample Date/Time: 12/17/2010 07:30AM

Test Site ID #: 19868

Report Period: 2010 / 4
Year / Qtr

Well Name: MW-8R

Well Purged (Y/N): Y

Classification of Groundwater: G-II

Well Type: (X) Background
( ) Detection
( ) Compliance
( ) Other

Groundwater Elevation (NGVD): _____

or (MSL): 51.77

Storet Code	Parameter Monitored	Sampling Method	Field Filtered (Y/N)	Analysis Method	Analysis Date/Time	* Analysis Result/Units	Detection Limit/Units
00620	Nitrate as N	SP	N	300.0	12/18/2010 16:31	1.2 mg/L	0.50 mg/L
00940	Chloride	SP	N	300.0	12/18/2010 16:31	4.5 mg/L	3.0 mg/L
000610	Ammonia as N	SP	N	350.1	12/22/2010 13:10	0.066 mg/L	0.10 mg/L
77651	1,2-Dibromoethane	SP	N	504.1	12/30/2010 11:40	<0.019 ug/L	0.019 ug/L
38437	1,2-Dibromo-3-Chloropropane	SP	N	504.1	12/30/2010 11:40	<0.019 ug/L	0.019 ug/L
001037	Cobalt	SP	N	6010B	12/22/2010 16:29	<10 ug/L	10 ug/L
001067	Nickel	SP	N	6010B	12/22/2010 16:29	<40 ug/L	40 ug/L
001007	Barium	SP	N	6010B	12/22/2010 16:29	10 ug/L	10 ug/L
001042	Copper	SP	N	6010B	12/22/2010 16:29	3.7 ug/L	15 ug/L
001087	Vanadium	SP	N	6010B	12/22/2010 16:29	2.4 ug/L	10 ug/L
000929	Sodium	SP	N	6010B	12/22/2010 16:29	26 mg/L	1.0 mg/L
001105	Aluminum	SP	N	6010B	12/28/2010 17:15	310 ug/L	100 ug/L
001092	Zinc	SP	N	6010B	12/22/2010 16:29	8.2 ug/L	20 ug/L
001077	Silver	SP	N	6010B	12/22/2010 16:29	<10 ug/L	10 ug/L
001051	Lead	SP	N	6010B	12/22/2010 16:29	<9.0 ug/L	9.0 ug/L
001045	Iron	SP	N	6010B	12/22/2010 16:29	190 ug/L	100 ug/L
001147	Selenium	SP	N	6010B	12/22/2010 16:29	6.2 ug/L	15 ug/L
001055	Manganese	SP	N	6010B	12/28/2010 17:15	2.8 ug/L	10 ug/L
001034	Chromium	SP	N	6010B	12/22/2010 16:29	0.87 ug/L	10 ug/L
001027	Cadmium	SP	N	6010B	12/22/2010 16:29	<5.0 ug/L	5.0 ug/L
001012	Beryllium	SP	N	6020	12/23/2010 23:11	<1.0 ug/L	1.0 ug/L
001059	Thallium	SP	N	6020	12/23/2010 23:11	<1.0 ug/L	1.0 ug/L
001002	Arsenic	SP	N	6020	12/23/2010 23:11	0.45 ug/L	5.0 ug/L
001097	Antimony	SP	N	6020	12/23/2010 23:11	0.54 ug/L	2.0 ug/L
71900	Mercury	SP	N	7470A	12/22/2010 14:23	<0.20 ug/L	0.20 ug/L
77596	Dibromomethane	SP	N	8260B	12/28/2010 22:11	<1.0 ug/L	1.0 ug/L
32105	Dibromochloromethane	SP	N	8260B	12/28/2010 22:11	<1.0 ug/L	1.0 ug/L
34423	Methylene Chloride	SP	N	8260B	12/28/2010 22:11	<2.0 ug/L	2.0 ug/L
77424	Iodomethane	SP	N	8260B	12/28/2010 22:11	<1.0 ug/L	1.0 ug/L
34371	Ethylbenzene	SP	N	8260B	12/28/2010 22:11	<1.0 ug/L	1.0 ug/L
32106	Chloroform	SP	N	8260B	12/28/2010 22:11	<1.0 ug/L	1.0 ug/L
34311	Chloroethane	SP	N	8260B	12/28/2010 22:11	<2.0 ug/L	2.0 ug/L

* Attach Laboratory Reports

PART III ANALYTICAL RESULTS

Facility GMS#:

Test Site ID #: 19868

Sample Date/Time: 12/17/2010 07:30AM

Report Period: 2010 / 4
Year / Qtr

Well Name: MW-8R

Classification of Groundwater: G-II

Groundwater Elevation (NGVD):

or (MSL): 51.77

Well Purged (Y/N): Y

Well Type:
(X) Background
( ) Detection
( ) Compliance
( ) Other

Storet Code	Parameter Monitored	Sampling Method	Field Filtered (Y/N)	Analysis Method	Analysis Date/Time	* Analysis Result/Units	Detection Limit/Units
34301	Chlorobenzene	SP	N	8260B	12/28/2010 22:11	<1.0 ug/L	1.0 ug/L
34704	cis-1,3-Dichloropropene	SP	N	8260B	12/28/2010 22:11	<1.0 ug/L	1.0 ug/L
77093	cis-1,2-Dichloroethene	SP	N	8260B	12/28/2010 22:11	<1.0 ug/L	1.0 ug/L
34418	Chloromethane	SP	N	8260B	12/28/2010 22:11	<2.0 ug/L	2.0 ug/L
34488	Trichlorofluoromethane	SP	N	8260B	12/28/2010 22:11	<2.0 ug/L	2.0 ug/L
39180	Trichloroethene	SP	N	8260B	12/28/2010 22:11	<1.0 ug/L	1.0 ug/L
49263	trans-1,4-Dichloro-2-butene	SP	N	8260B	12/28/2010 22:11	<3.0 ug/L	3.0 ug/L
81551	Xylenes (total)	SP	N	8260B	12/28/2010 22:11	<2.0 ug/L	2.0 ug/L
39175	Vinyl chloride	SP	N	8260B	12/28/2010 22:11	<1.0 ug/L	1.0 ug/L
77057	Vinyl acetate	SP	N	8260B	12/28/2010 22:11	<3.0 ug/L	3.0 ug/L
34475	Tetrachloroethene	SP	N	8260B	12/28/2010 22:11	<1.0 ug/L	1.0 ug/L
77128	Styrene	SP	N	8260B	12/28/2010 22:11	<1.0 ug/L	1.0 ug/L
34699	trans-1,3-Dichloropropene	SP	N	8260B	12/28/2010 22:11	<3.0 ug/L	3.0 ug/L
34546	trans-1,2-Dichloroethene	SP	N	8260B	12/28/2010 22:11	<1.0 ug/L	1.0 ug/L
34010	Toluene	SP	N	8260B	12/28/2010 22:11	<1.0 ug/L	1.0 ug/L
32102	Carbon tetrachloride	SP	N	8260B	12/28/2010 22:11	<1.0 ug/L	1.0 ug/L
34536	1,2-Dichlorobenzene	SP	N	8260B	12/28/2010 22:11	<1.0 ug/L	1.0 ug/L
77443	1,2,3-Trichloropropane	SP	N	8260B	12/28/2010 22:11	<2.5 ug/L	2.5 ug/L
34571	1,4-Dichlorobenzene	SP	N	8260B	12/28/2010 22:11	<1.0 ug/L	1.0 ug/L
34541	1,2-Dichloropropane	SP	N	8260B	12/28/2010 22:11	<1.0 ug/L	1.0 ug/L
34531	1,2-Dichloroethane	SP	N	8260B	12/28/2010 22:11	<1.0 ug/L	1.0 ug/L
34516	1,1,2,2-Tetrachloroethane	SP	N	8260B	12/28/2010 22:11	<1.0 ug/L	1.0 ug/L
34506	1,1,1-Trichloroethane	SP	N	8260B	12/28/2010 22:11	<1.0 ug/L	1.0 ug/L
77562	1,1,1,2-Tetrachloroethane	SP	N	8260B	12/28/2010 22:11	<1.0 ug/L	1.0 ug/L
34501	1,1-Dichloroethene	SP	N	8260B	12/28/2010 22:11	<1.0 ug/L	1.0 ug/L
34496	1,1-Dichloroethane	SP	N	8260B	12/28/2010 22:11	<1.0 ug/L	1.0 ug/L
34511	1,1,2-Trichloroethane	SP	N	8260B	12/28/2010 22:11	<1.0 ug/L	1.0 ug/L
32101	Bromodichloromethane	SP	N	8260B	12/28/2010 22:11	<1.0 ug/L	1.0 ug/L
73085	Bromochloromethane	SP	N	8260B	12/28/2010 22:11	<1.0 ug/L	1.0 ug/L
78124	Benzene	SP	N	8260B	12/28/2010 22:11	<1.0 ug/L	1.0 ug/L
77041	Carbon disulfide	SP	N	8260B	12/28/2010 22:11	<2.0 ug/L	2.0 ug/L
34413	Bromomethane	SP	N	8260B	12/28/2010 22:11	<2.0 ug/L	2.0 ug/L

* Attach Laboratory Reports

PART III ANALYTICAL RESULTS

Facility GMS#:

Test Site ID #: 19868

Sample Date/Time: 12/17/2010 07:30AM

Report Period: 2010 / 4
Year / Qtr

Well Name: MW-8R

Classification of Groundwater: G-II

Groundwater Elevation (NGVD):

or (MSL): 51.77

Well Purged (Y/N): Y

Well Type:
(X) Background
( ) Detection
( ) Compliance
( ) Other

Storet Code	Parameter Monitored	Sampling Method	Field Filtered (Y/N)	Analysis Method	Analysis Date/Time	* Analysis Result/Units	Detection Limit/Units
32104	Bromoform	SP	N	8260B	12/28/2010 22:11	<1.0 ug/L	1.0 ug/L
77103	2-Hexanone	SP	N	8260B	12/28/2010 22:11	<5.0 ug/L	5.0 ug/L
81595	2-Butanone (MEK)	SP	N	8260B	12/28/2010 22:11	<6.0 ug/L	6.0 ug/L
34215	Acrylonitrile	SP	N	8260B	12/28/2010 22:11	<20 ug/L	20 ug/L
81552	Acetone	SP	N	8260B	12/28/2010 22:11	3.3 ug/L	10 ug/L
81596	4-Methyl-2-pentanone (MIBK)	SP	N	8260B	12/28/2010 22:11	<5.0 ug/L	5.0 ug/L
000406	Field pH	SP	N	Field Sampling	12/17/2010 07:30	7.02 SU	-
00010	Field Temperature	SP	N	Field Sampling	12/17/2010 07:30	20.7 Degrees C	-
82078	Field Turbidity	SP	N	Field Sampling	12/17/2010 07:30	2.51 NTU	-
082545	Groundwater Elevation	SP	N	Field Sampling	12/17/2010 07:30	51.77 ft/msl	-
000094	Field Conductivity	SP	N	Field Sampling	12/17/2010 07:30	216 umhos/cm	-
000299	Field Dissolved Oxygen	SP	N	Field Sampling	12/17/2010 07:30	4.1 mg/L	-
00080	Color	SP	N	SM 2120B	12/18/2010 14:40	<5.0 PCU	5.0 PCU
00410	Total Alkalinity	SP	N	SM 2320B	12/21/2010 16:30	91 mg/L	5.0 mg/L
70300	Total Dissolved Solids	SP	N	SM 2540C	12/23/2010 08:02	120 mg/L	10 mg/L

* Attach Laboratory Reports

PART III ANALYTICAL RESULTS

Facility GMS#: _____

Sample Date/Time: 12/17/2010 08:29AM

Test Site ID #: 19880

Report Period: 2010 / 4
Year / Qtr

Well Name: MW-FL2R

Well Purged (Y/N): Y

Classification of Groundwater: G-II

Well Type:
( ) Background
( ) Detection
(X) Compliance
( ) Other

Groundwater Elevation (NGVD): _____

or (MSL): 53.16

Storet Code	Parameter Monitored	Sampling Method	Field Filtered (Y/N)	Analysis Method	Analysis Date/Time	* Analysis Result/Units	Detection Limit/Units
00620	Nitrate as N	BP	N	300.0	12/18/2010 17:38	0.40 mg/L	0.50 mg/L
00940	Chloride	BP	N	300.0	12/18/2010 17:38	11 mg/L	3.0 mg/L
000610	Ammonia as N	BP	N	350.1	12/22/2010 14:10	0.073 mg/L	0.10 mg/L
38437	1,2-Dibromo-3-Chloropropane	BP	N	504.1	12/30/2010 12:01	<0.019 ug/L	0.019 ug/L
77651	1,2-Dibromoethane	BP	N	504.1	12/30/2010 12:01	<0.019 ug/L	0.019 ug/L
001034	Chromium	BP	N	6010B	12/22/2010 16:48	24 ug/L	10 ug/L
001105	Aluminum	BP	N	6010B	12/28/2010 17:33	2700 ug/L	100 ug/L
001007	Barium	BP	N	6010B	12/22/2010 16:48	29 ug/L	10 ug/L
001042	Copper	BP	N	6010B	12/22/2010 16:48	2.6 ug/L	15 ug/L
001077	Silver	BP	N	6010B	12/22/2010 16:48	<10 ug/L	10 ug/L
000929	Sodium	BP	N	6010B	12/22/2010 16:48	1.6 mg/L	1.0 mg/L
001045	Iron	BP	N	6010B	12/22/2010 16:48	52 ug/L	100 ug/L
001067	Nickel	BP	N	6010B	12/22/2010 16:48	<40 ug/L	40 ug/L
001147	Selenium	BP	N	6010B	12/22/2010 16:48	<15 ug/L	15 ug/L
001055	Manganese	BP	N	6010B	12/28/2010 17:33	0.43 ug/L	10 ug/L
001037	Cobalt	BP	N	6010B	12/22/2010 16:48	<10 ug/L	10 ug/L
001051	Lead	BP	N	6010B	12/22/2010 16:48	<9.0 ug/L	9.0 ug/L
001092	Zinc	BP	N	6010B	12/22/2010 16:48	<20 ug/L	20 ug/L
001027	Cadmium	BP	N	6010B	12/22/2010 16:48	<5.0 ug/L	5.0 ug/L
001087	Vanadium	BP	N	6010B	12/22/2010 16:48	21 ug/L	10 ug/L
001059	Thallium	BP	N	6020	12/23/2010 23:14	<1.0 ug/L	1.0 ug/L
001097	Antimony	BP	N	6020	12/23/2010 23:14	0.63 ug/L	2.0 ug/L
001012	Beryllium	BP	N	6020	12/23/2010 23:14	<1.0 ug/L	1.0 ug/L
001002	Arsenic	BP	N	6020	12/23/2010 23:14	1.5 ug/L	5.0 ug/L
71900	Mercury	BP	N	7470A	12/22/2010 14:25	<0.20 ug/L	0.20 ug/L
34704	cis-1,3-Dichloropropene	BP	N	8260B	12/28/2010 22:33	<1.0 ug/L	1.0 ug/L
32105	Dibromochloromethane	BP	N	8260B	12/28/2010 22:33	<1.0 ug/L	1.0 ug/L
77093	cis-1,2-Dichloroethene	BP	N	8260B	12/28/2010 22:33	<1.0 ug/L	1.0 ug/L
34311	Chloroethane	BP	N	8260B	12/28/2010 22:33	<2.0 ug/L	2.0 ug/L
32106	Chloroform	BP	N	8260B	12/28/2010 22:33	<1.0 ug/L	1.0 ug/L
34418	Chloromethane	BP	N	8260B	12/28/2010 22:33	<2.0 ug/L	2.0 ug/L
77128	Styrene	BP	N	8260B	12/28/2010 22:33	<1.0 ug/L	1.0 ug/L

* Attach Laboratory Reports

PART III ANALYTICAL RESULTS

Facility GMS#:

Sample Date/Time: 12/17/2010 08:29AM

Test Site ID #: 19880

Report Period: 2010 / 4
Year / Qtr

Well Name: MW-FL2R

Well Purged (Y/N): Y

Classification of Groundwater: G-II

Well Type:
( ) Background
( ) Detection
(X) Compliance
( ) Other

Groundwater Elevation (NGVD):

or (MSL): 53.16

Storet Code	Parameter Monitored	Sampling Method	Field Filtered (Y/N)	Analysis Method	Analysis Date/Time	* Analysis Result/Units	Detection Limit/Units
34475	Tetrachloroethene	BP	N	8260B	12/28/2010 22:33	<1.0 ug/L	1.0 ug/L
34423	Methylene Chloride	BP	N	8260B	12/28/2010 22:33	<2.0 ug/L	2.0 ug/L
77596	Dibromomethane	BP	N	8260B	12/28/2010 22:33	<1.0 ug/L	1.0 ug/L
34371	Ethylbenzene	BP	N	8260B	12/28/2010 22:33	<1.0 ug/L	1.0 ug/L
77424	Iodomethane	BP	N	8260B	12/28/2010 22:33	<1.0 ug/L	1.0 ug/L
34301	Chlorobenzene	BP	N	8260B	12/28/2010 22:33	<1.0 ug/L	1.0 ug/L
77103	2-Hexanone	BP	N	8260B	12/28/2010 22:33	<5.0 ug/L	5.0 ug/L
81596	4-Methyl-2-pentanone (MIBK)	BP	N	8260B	12/28/2010 22:33	<5.0 ug/L	5.0 ug/L
81595	2-Butanone (MEK)	BP	N	8260B	12/28/2010 22:33	<6.0 ug/L	6.0 ug/L
73085	Bromochloromethane	BP	N	8260B	12/28/2010 22:33	<1.0 ug/L	1.0 ug/L
78124	Benzene	BP	N	8260B	12/28/2010 22:33	<1.0 ug/L	1.0 ug/L
34571	1,4-Dichlorobenzene	BP	N	8260B	12/28/2010 22:33	<1.0 ug/L	1.0 ug/L
34413	Bromomethane	BP	N	8260B	12/28/2010 22:33	<2.0 ug/L	2.0 ug/L
77041	Carbon disulfide	BP	N	8260B	12/28/2010 22:33	<2.0 ug/L	2.0 ug/L
32102	Carbon tetrachloride	BP	N	8260B	12/28/2010 22:33	<1.0 ug/L	1.0 ug/L
32104	Bromoform	BP	N	8260B	12/28/2010 22:33	<1.0 ug/L	1.0 ug/L
81552	Acetone	BP	N	8260B	12/28/2010 22:33	4.3 ug/L	10 ug/L
34541	1,2-Dichloropropane	BP	N	8260B	12/28/2010 22:33	<1.0 ug/L	1.0 ug/L
32101	Bromodichloromethane	BP	N	8260B	12/28/2010 22:33	<1.0 ug/L	1.0 ug/L
34501	1,1-Dichloroethene	BP	N	8260B	12/28/2010 22:33	<1.0 ug/L	1.0 ug/L
34496	1,1-Dichloroethane	BP	N	8260B	12/28/2010 22:33	<1.0 ug/L	1.0 ug/L
77443	1,2,3-Trichloropropane	BP	N	8260B	12/28/2010 22:33	<2.5 ug/L	2.5 ug/L
34536	1,2-Dichlorobenzene	BP	N	8260B	12/28/2010 22:33	<1.0 ug/L	1.0 ug/L
77562	1,1,1,2-Tetrachloroethane	BP	N	8260B	12/28/2010 22:33	<1.0 ug/L	1.0 ug/L
34215	Acrylonitrile	BP	N	8260B	12/28/2010 22:33	<20 ug/L	20 ug/L
34506	1,1,1-Trichloroethane	BP	N	8260B	12/28/2010 22:33	<1.0 ug/L	1.0 ug/L
34511	1,1,2-Trichloroethane	BP	N	8260B	12/28/2010 22:33	<1.0 ug/L	1.0 ug/L
34516	1,1,2,2-Tetrachloroethane	BP	N	8260B	12/28/2010 22:33	<1.0 ug/L	1.0 ug/L
49263	trans-1,4-Dichloro-2-butene	BP	N	8260B	12/28/2010 22:33	<3.0 ug/L	3.0 ug/L
39180	Trichloroethene	BP	N	8260B	12/28/2010 22:33	<1.0 ug/L	1.0 ug/L
34699	trans-1,3-Dichloropropene	BP	N	8260B	12/28/2010 22:33	<3.0 ug/L	3.0 ug/L
34010	Toluene	BP	N	8260B	12/28/2010 22:33	0.19 ug/L	1.0 ug/L

* Attach Laboratory Reports

PART III ANALYTICAL RESULTS

Facility GMS#:

Sample Date/Time: 12/17/2010 08:29AM

Test Site ID #: 19880

Report Period: 2010 / 4
Year / Qtr

Well Name: MW-FL2R

Well Purged (Y/N): Y

Classification of Groundwater: G-II

Well Type:
( ) Background
( ) Detection
(X) Compliance
( ) Other

Groundwater Elevation (NGVD):

or (MSL): 53.16

Storet Code	Parameter Monitored	Sampling Method	Field Filtered (Y/N)	Analysis Method	Analysis Date/Time	* Analysis Result/Units	Detection Limit/Units
34546	trans-1,2-Dichloroethene	BP	N	8260B	12/28/2010 22:33	<1.0 ug/L	1.0 ug/L
81551	Xylenes (total)	BP	N	8260B	12/28/2010 22:33	<2.0 ug/L	2.0 ug/L
34531	1,2-Dichloroethane	BP	N	8260B	12/28/2010 22:33	<1.0 ug/L	1.0 ug/L
39175	Vinyl chloride	BP	N	8260B	12/28/2010 22:33	0.43 ug/L	1.0 ug/L
34488	Trichlorofluoromethane	BP	N	8260B	12/28/2010 22:33	<2.0 ug/L	2.0 ug/L
77057	Vinyl acetate	BP	N	8260B	12/28/2010 22:33	<3.0 ug/L	3.0 ug/L
000406	Field pH	BP	N	Field Sampling	12/17/2010 08:29	11.64 SU	-
000299	Field Dissolved Oxygen	BP	N	Field Sampling	12/17/2010 08:29	1.7 mg/L	-
000094	Field Conductivity	BP	N	Field Sampling	12/17/2010 08:29	574 umhos/cm	-
00010	Field Temperature	BP	N	Field Sampling	12/17/2010 08:29	21.9 Degrees C	-
82078	Field Turbidity	BP	N	Field Sampling	12/17/2010 08:29	2.23 NTU	-
082545	Groundwater Elevation	BP	N	Field Sampling	12/17/2010 08:29	53.16 ft/msl	-
00080	Color	BP	N	SM 2120B	12/18/2010 14:40	<5.0 PCU	5.0 PCU
00410	Total Alkalinity	BP	N	SM 2320B	12/21/2010 16:48	120 mg/L	5.0 mg/L
70300	Total Dissolved Solids	BP	N	SM 2540C	12/23/2010 08:02	220 mg/L	10 mg/L

* Attach Laboratory Reports

PART III ANALYTICAL RESULTS

Facility GMS#:

Sample Date/Time: 12/17/2010 09:07AM

Test Site ID #: 19345

Report Period: 2010 / 4
Year / Qtr

Well Name: MW-6AR

Well Purged (Y/N): Y

Classification of Groundwater: G-II

Well Type: (X) Background
( ) Detection
( ) Compliance
( ) Other

Groundwater Elevation (NGVD):

or (MSL): 50.14

Storet Code	Parameter Monitored	Sampling Method	Field Filtered (Y/N)	Analysis Method	Analysis Date/Time	* Analysis Result/Units	Detection Limit/Units
00940	Chloride	BP	N	300.0	12/18/2010 18:28	15 mg/L	3.0 mg/L
00620	Nitrate as N	BP	N	300.0	12/18/2010 22:57	11 mg/L	2.5 mg/L
000610	Ammonia as N	BP	N	350.1	12/22/2010 14:24	0.057 mg/L	0.10 mg/L
77651	1,2-Dibromoethane	BP	N	504.1	12/30/2010 12:21	<0.019 ug/L	0.019 ug/L
38437	1,2-Dibromo-3-Chloropropane	BP	N	504.1	12/30/2010 12:21	<0.019 ug/L	0.019 ug/L
001092	Zinc	BP	N	6010B	12/22/2010 16:51	<20 ug/L	20 ug/L
001067	Nickel	BP	N	6010B	12/22/2010 16:51	<40 ug/L	40 ug/L
001077	Silver	BP	N	6010B	12/22/2010 16:51	<10 ug/L	10 ug/L
000929	Sodium	BP	N	6010B	12/22/2010 16:51	9.9 mg/L	1.0 mg/L
001147	Selenium	BP	N	6010B	12/22/2010 16:51	<15 ug/L	15 ug/L
001051	Lead	BP	N	6010B	12/22/2010 16:51	<9.0 ug/L	9.0 ug/L
001034	Chromium	BP	N	6010B	12/22/2010 16:51	0.70 ug/L	10 ug/L
001027	Cadmium	BP	N	6010B	12/22/2010 16:51	<5.0 ug/L	5.0 ug/L
001037	Cobalt	BP	N	6010B	12/22/2010 16:51	<10 ug/L	10 ug/L
001045	Iron	BP	N	6010B	12/22/2010 16:51	<100 ug/L	100 ug/L
001042	Copper	BP	N	6010B	12/22/2010 16:51	2.3 ug/L	15 ug/L
001087	Vanadium	BP	N	6010B	12/22/2010 16:51	<10 ug/L	10 ug/L
001007	Barium	BP	N	6010B	12/22/2010 16:51	17 ug/L	10 ug/L
001055	Manganese	BP	N	6010B	12/28/2010 17:35	4.3 ug/L	10 ug/L
001105	Aluminum	BP	N	6010B	12/28/2010 17:35	66 ug/L	100 ug/L
001059	Thallium	BP	N	6020	12/23/2010 23:28	0.055 ug/L	1.0 ug/L
001097	Antimony	BP	N	6020	12/23/2010 23:28	0.10 ug/L	2.0 ug/L
001002	Arsenic	BP	N	6020	12/23/2010 23:28	<5.0 ug/L	5.0 ug/L
001012	Beryllium	BP	N	6020	12/23/2010 23:28	0.080 ug/L	1.0 ug/L
71900	Mercury	BP	N	7470A	12/22/2010 14:27	0.039 ug/L	0.20 ug/L
34501	1,1-Dichloroethene	BP	N	8260B	12/28/2010 22:55	<1.0 ug/L	1.0 ug/L
34536	1,2-Dichlorobenzene	BP	N	8260B	12/28/2010 22:55	<1.0 ug/L	1.0 ug/L
34496	1,1-Dichloroethane	BP	N	8260B	12/28/2010 22:55	<1.0 ug/L	1.0 ug/L
77443	1,2,3-Trichloropropane	BP	N	8260B	12/28/2010 22:55	<2.5 ug/L	2.5 ug/L
81595	2-Butanone (MEK)	BP	N	8260B	12/28/2010 22:55	<6.0 ug/L	6.0 ug/L
77103	2-Hexanone	BP	N	8260B	12/28/2010 22:55	<5.0 ug/L	5.0 ug/L
81596	4-Methyl-2-pentanone (MIBK)	BP	N	8260B	12/28/2010 22:55	<5.0 ug/L	5.0 ug/L

* Attach Laboratory Reports

PART III ANALYTICAL RESULTS

Facility GMS#:

Sample Date/Time: 12/17/2010 09:07AM

Test Site ID #: 19345

Report Period: 2010 / 4
Year / Qtr

Well Name: MW-6AR

Well Purged (Y/N): Y

Classification of Groundwater: G-II

Well Type: (X) Background
( ) Detection
( ) Compliance
( ) Other

Groundwater Elevation (NGVD):

or (MSL): 50.14

Storet Code	Parameter Monitored	Sampling Method	Field Filtered (Y/N)	Analysis Method	Analysis Date/Time	* Analysis Result/Units	Detection Limit/Units
34571	1,4-Dichlorobenzene	BP	N	8260B	12/28/2010 22:55	<1.0 ug/L	1.0 ug/L
34531	1,2-Dichloroethane	BP	N	8260B	12/28/2010 22:55	<1.0 ug/L	1.0 ug/L
34541	1,2-Dichloropropane	BP	N	8260B	12/28/2010 22:55	<1.0 ug/L	1.0 ug/L
77424	Iodomethane	BP	N	8260B	12/28/2010 22:55	<1.0 ug/L	1.0 ug/L
34423	Methylene Chloride	BP	N	8260B	12/28/2010 22:55	<2.0 ug/L	2.0 ug/L
77128	Styrene	BP	N	8260B	12/28/2010 22:55	<1.0 ug/L	1.0 ug/L
34488	Trichlorofluoromethane	BP	N	8260B	12/28/2010 22:55	<2.0 ug/L	2.0 ug/L
32105	Dibromochloromethane	BP	N	8260B	12/28/2010 22:55	<1.0 ug/L	1.0 ug/L
77596	Dibromomethane	BP	N	8260B	12/28/2010 22:55	<1.0 ug/L	1.0 ug/L
34546	trans-1,2-Dichloroethene	BP	N	8260B	12/28/2010 22:55	<1.0 ug/L	1.0 ug/L
49263	trans-1,4-Dichloro-2-butene	BP	N	8260B	12/28/2010 22:55	<3.0 ug/L	3.0 ug/L
34699	trans-1,3-Dichloropropene	BP	N	8260B	12/28/2010 22:55	<3.0 ug/L	3.0 ug/L
34010	Toluene	BP	N	8260B	12/28/2010 22:55	<1.0 ug/L	1.0 ug/L
34475	Tetrachloroethene	BP	N	8260B	12/28/2010 22:55	<1.0 ug/L	1.0 ug/L
39180	Trichloroethene	BP	N	8260B	12/28/2010 22:55	<1.0 ug/L	1.0 ug/L
34704	cis-1,3-Dichloropropene	BP	N	8260B	12/28/2010 22:55	<1.0 ug/L	1.0 ug/L
32101	Bromodichloromethane	BP	N	8260B	12/28/2010 22:55	<1.0 ug/L	1.0 ug/L
32104	Bromoform	BP	N	8260B	12/28/2010 22:55	<1.0 ug/L	1.0 ug/L
34413	Bromomethane	BP	N	8260B	12/28/2010 22:55	<2.0 ug/L	2.0 ug/L
73085	Bromochloromethane	BP	N	8260B	12/28/2010 22:55	<1.0 ug/L	1.0 ug/L
81552	Acetone	BP	N	8260B	12/28/2010 22:55	3.2 ug/L	10 ug/L
34215	Acrylonitrile	BP	N	8260B	12/28/2010 22:55	<20 ug/L	20 ug/L
78124	Benzene	BP	N	8260B	12/28/2010 22:55	<1.0 ug/L	1.0 ug/L
32106	Chloroform	BP	N	8260B	12/28/2010 22:55	<1.0 ug/L	1.0 ug/L
34418	Chloromethane	BP	N	8260B	12/28/2010 22:55	<2.0 ug/L	2.0 ug/L
77093	cis-1,2-Dichloroethene	BP	N	8260B	12/28/2010 22:55	<1.0 ug/L	1.0 ug/L
34311	Chloroethane	BP	N	8260B	12/28/2010 22:55	<2.0 ug/L	2.0 ug/L
77041	Carbon disulfide	BP	N	8260B	12/28/2010 22:55	<2.0 ug/L	2.0 ug/L
32102	Carbon tetrachloride	BP	N	8260B	12/28/2010 22:55	<1.0 ug/L	1.0 ug/L
34301	Chlorobenzene	BP	N	8260B	12/28/2010 22:55	<1.0 ug/L	1.0 ug/L
77057	Vinyl acetate	BP	N	8260B	12/28/2010 22:55	<3.0 ug/L	3.0 ug/L
34371	Ethylbenzene	BP	N	8260B	12/28/2010 22:55	<1.0 ug/L	1.0 ug/L

* Attach Laboratory Reports

PART III ANALYTICAL RESULTS

Facility GMS#:

Test Site ID #: 19345

Sample Date/Time: 12/17/2010 09:07AM

Report Period: 2010 / 4
Year / Qtr

Well Name: MW-6AR

Classification of Groundwater: G-II

Groundwater Elevation (NGVD):

or (MSL): 50.14

Well Purged (Y/N): Y

Well Type:
(X) Background
( ) Detection
( ) Compliance
( ) Other

Storet Code	Parameter Monitored	Sampling Method	Field Filtered (Y/N)	Analysis Method	Analysis Date/Time	* Analysis Result/Units	Detection Limit/Units
81551	Xylenes (total)	BP	N	8260B	12/28/2010 22:55	<2.0 ug/L	2.0 ug/L
39175	Vinyl chloride	BP	N	8260B	12/28/2010 22:55	<1.0 ug/L	1.0 ug/L
34506	1,1,1-Trichloroethane	BP	N	8260B	12/28/2010 22:55	<1.0 ug/L	1.0 ug/L
77562	1,1,1,2-Tetrachloroethane	BP	N	8260B	12/28/2010 22:55	<1.0 ug/L	1.0 ug/L
34516	1,1,2,2-Tetrachloroethane	BP	N	8260B	12/28/2010 22:55	<1.0 ug/L	1.0 ug/L
34511	1,1,2-Trichloroethane	BP	N	8260B	12/28/2010 22:55	<1.0 ug/L	1.0 ug/L
082545	Groundwater Elevation	BP	N	Field Sampling	12/17/2010 09:07	50.14 ft/msl	-
000094	Field Conductivity	BP	N	Field Sampling	12/17/2010 09:07	182 umhos/cm	-
82078	Field Turbidity	BP	N	Field Sampling	12/17/2010 09:07	0.48 NTU	-
00010	Field Temperature	BP	N	Field Sampling	12/17/2010 09:07	23.3 Degrees C	-
000406	Field pH	BP	N	Field Sampling	12/17/2010 09:07	5.70 SU	-
000299	Field Dissolved Oxygen	BP	N	Field Sampling	12/17/2010 09:07	1.7 mg/L	-
00080	Color	BP	N	SM 2120B	12/18/2010 14:40	<5.0 PCU	5.0 PCU
00410	Total Alkalinity	BP	N	SM 2320B	12/21/2010 16:55	13 mg/L	5.0 mg/L
70300	Total Dissolved Solids	BP	N	SM 2540C	12/23/2010 08:02	120 mg/L	10 mg/L

* Attach Laboratory Reports

PART III ANALYTICAL RESULTS

Facility GMS#:

Sample Date/Time: 12/17/2010 09:38AM

Test Site ID #: 19346

Report Period: 2010 / 4
Year / Qtr

Well Name: MW-6BR

Well Purged (Y/N): Y

Classification of Groundwater: G-II

Well Type: (X) Background
( ) Detection
( ) Compliance
( ) Other

Groundwater Elevation (NGVD):

or (MSL): 51.09

Storet Code	Parameter Monitored	Sampling Method	Field Filtered (Y/N)	Analysis Method	Analysis Date/Time	* Analysis Result/Units	Detection Limit/Units
00940	Chloride	BP	N	300.0	12/18/2010 18:45	18 mg/L	3.0 mg/L
00620	Nitrate as N	BP	N	300.0	12/18/2010 18:45	3.8 mg/L	0.50 mg/L
000610	Ammonia as N	BP	N	350.1	12/22/2010 14:25	0.061 mg/L	0.10 mg/L
77651	1,2-Dibromoethane	BP	N	504.1	12/30/2010 12:42	<0.018 ug/L	0.018 ug/L
38437	1,2-Dibromo-3-Chloropropane	BP	N	504.1	12/30/2010 12:42	<0.018 ug/L	0.018 ug/L
001087	Vanadium	BP	N	6010B	12/22/2010 16:53	6.4 ug/L	10 ug/L
000929	Sodium	BP	N	6010B	12/22/2010 16:53	6.6 mg/L	1.0 mg/L
001077	Silver	BP	N	6010B	12/22/2010 16:53	<10 ug/L	10 ug/L
001055	Manganese	BP	N	6010B	12/28/2010 17:38	67 ug/L	10 ug/L
001105	Aluminum	BP	N	6010B	12/28/2010 17:38	720 ug/L	100 ug/L
001092	Zinc	BP	N	6010B	12/22/2010 16:53	5.1 ug/L	20 ug/L
001042	Copper	BP	N	6010B	12/22/2010 16:53	1.8 ug/L	15 ug/L
001007	Barium	BP	N	6010B	12/22/2010 16:53	11 ug/L	10 ug/L
001037	Cobalt	BP	N	6010B	12/22/2010 16:53	<10 ug/L	10 ug/L
001027	Cadmium	BP	N	6010B	12/22/2010 16:53	<5.0 ug/L	5.0 ug/L
001034	Chromium	BP	N	6010B	12/22/2010 16:53	22 ug/L	10 ug/L
001147	Selenium	BP	N	6010B	12/22/2010 16:53	<15 ug/L	15 ug/L
001067	Nickel	BP	N	6010B	12/22/2010 16:53	3.2 ug/L	40 ug/L
001045	Iron	BP	N	6010B	12/22/2010 16:53	760 ug/L	100 ug/L
001051	Lead	BP	N	6010B	12/22/2010 16:53	<9.0 ug/L	9.0 ug/L
001002	Arsenic	BP	N	6020	12/23/2010 23:36	1.4 ug/L	5.0 ug/L
001059	Thallium	BP	N	6020	12/23/2010 23:36	0.19 ug/L	1.0 ug/L
001097	Antimony	BP	N	6020	12/23/2010 23:36	0.12 ug/L	2.0 ug/L
001012	Beryllium	BP	N	6020	12/23/2010 23:36	<1.0 ug/L	1.0 ug/L
71900	Mercury	BP	N	7470A	12/22/2010 14:30	<0.20 ug/L	0.20 ug/L
32105	Dibromochloromethane	BP	N	8260B	12/28/2010 23:16	<1.0 ug/L	1.0 ug/L
34704	cis-1,3-Dichloropropene	BP	N	8260B	12/28/2010 23:16	<1.0 ug/L	1.0 ug/L
81551	Xylenes (total)	BP	N	8260B	12/28/2010 23:16	<2.0 ug/L	2.0 ug/L
39175	Vinyl chloride	BP	N	8260B	12/28/2010 23:16	<1.0 ug/L	1.0 ug/L
77093	cis-1,2-Dichloroethene	BP	N	8260B	12/28/2010 23:16	<1.0 ug/L	1.0 ug/L
34311	Chloroethane	BP	N	8260B	12/28/2010 23:16	<2.0 ug/L	2.0 ug/L
77596	Dibromomethane	BP	N	8260B	12/28/2010 23:16	<1.0 ug/L	1.0 ug/L

* Attach Laboratory Reports

PART III ANALYTICAL RESULTS

Facility GMS#:

Test Site ID #: 19346

Sample Date/Time: 12/17/2010 09:38AM

Report Period: 2010 / 4
Year / Qtr

Well Name: MW-6BR

Classification of Groundwater: G-II

Groundwater Elevation (NGVD):

or (MSL): 51.09

Well Purged (Y/N): Y

Well Type:
(X) Background
( ) Detection
( ) Compliance
( ) Other

Storet Code	Parameter Monitored	Sampling Method	Field Filtered (Y/N)	Analysis Method	Analysis Date/Time	* Analysis Result/Units	Detection Limit/Units
34301	Chlorobenzene	BP	N	8260B	12/28/2010 23:16	<1.0 ug/L	1.0 ug/L
34418	Chloromethane	BP	N	8260B	12/28/2010 23:16	<2.0 ug/L	2.0 ug/L
34516	1,1,2,2-Tetrachloroethane	BP	N	8260B	12/28/2010 23:16	<1.0 ug/L	1.0 ug/L
32106	Chloroform	BP	N	8260B	12/28/2010 23:16	0.50 ug/L	1.0 ug/L
77128	Styrene	BP	N	8260B	12/28/2010 23:16	<1.0 ug/L	1.0 ug/L
34475	Tetrachloroethene	BP	N	8260B	12/28/2010 23:16	<1.0 ug/L	1.0 ug/L
34371	Ethylbenzene	BP	N	8260B	12/28/2010 23:16	<1.0 ug/L	1.0 ug/L
77424	Iodomethane	BP	N	8260B	12/28/2010 23:16	<1.0 ug/L	1.0 ug/L
34423	Methylene Chloride	BP	N	8260B	12/28/2010 23:16	<2.0 ug/L	2.0 ug/L
34010	Toluene	BP	N	8260B	12/28/2010 23:16	<1.0 ug/L	1.0 ug/L
34506	1,1,1-Trichloroethane	BP	N	8260B	12/28/2010 23:16	<1.0 ug/L	1.0 ug/L
34488	Trichlorofluoromethane	BP	N	8260B	12/28/2010 23:16	<2.0 ug/L	2.0 ug/L
77057	Vinyl acetate	BP	N	8260B	12/28/2010 23:16	<3.0 ug/L	3.0 ug/L
34546	trans-1,2-Dichloroethene	BP	N	8260B	12/28/2010 23:16	<1.0 ug/L	1.0 ug/L
34699	trans-1,3-Dichloropropene	BP	N	8260B	12/28/2010 23:16	<3.0 ug/L	3.0 ug/L
49263	trans-1,4-Dichloro-2-butene	BP	N	8260B	12/28/2010 23:16	<3.0 ug/L	3.0 ug/L
32102	Carbon tetrachloride	BP	N	8260B	12/28/2010 23:16	<1.0 ug/L	1.0 ug/L
34541	1,2-Dichloropropane	BP	N	8260B	12/28/2010 23:16	<1.0 ug/L	1.0 ug/L
34531	1,2-Dichloroethane	BP	N	8260B	12/28/2010 23:16	<1.0 ug/L	1.0 ug/L
34571	1,4-Dichlorobenzene	BP	N	8260B	12/28/2010 23:16	<1.0 ug/L	1.0 ug/L
77103	2-Hexanone	BP	N	8260B	12/28/2010 23:16	<5.0 ug/L	5.0 ug/L
81595	2-Butanone (MEK)	BP	N	8260B	12/28/2010 23:16	<6.0 ug/L	6.0 ug/L
77443	1,2,3-Trichloropropane	BP	N	8260B	12/28/2010 23:16	<2.5 ug/L	2.5 ug/L
77562	1,1,1,2-Tetrachloroethane	BP	N	8260B	12/28/2010 23:16	<1.0 ug/L	1.0 ug/L
39180	Trichloroethene	BP	N	8260B	12/28/2010 23:16	<1.0 ug/L	1.0 ug/L
34501	1,1-Dichloroethene	BP	N	8260B	12/28/2010 23:16	<1.0 ug/L	1.0 ug/L
34536	1,2-Dichlorobenzene	BP	N	8260B	12/28/2010 23:16	<1.0 ug/L	1.0 ug/L
34511	1,1,2-Trichloroethane	BP	N	8260B	12/28/2010 23:16	<1.0 ug/L	1.0 ug/L
34496	1,1-Dichloroethane	BP	N	8260B	12/28/2010 23:16	<1.0 ug/L	1.0 ug/L
81596	4-Methyl-2-pentanone (MIBK)	BP	N	8260B	12/28/2010 23:16	<5.0 ug/L	5.0 ug/L
32101	Bromodichloromethane	BP	N	8260B	12/28/2010 23:16	<1.0 ug/L	1.0 ug/L
32104	Bromoform	BP	N	8260B	12/28/2010 23:16	<1.0 ug/L	1.0 ug/L

* Attach Laboratory Reports

PART III ANALYTICAL RESULTS

Facility GMS#:

Test Site ID #: 19346

Sample Date/Time: 12/17/2010 09:38AM

Report Period: 2010 / 4
Year / Qtr

Well Name: MW-6BR

Classification of Groundwater: G-II

Groundwater Elevation (NGVD):

or (MSL): 51.09

Well Purged (Y/N): Y

Well Type:
(X) Background
( ) Detection
( ) Compliance
( ) Other

Storet Code	Parameter Monitored	Sampling Method	Field Filtered (Y/N)	Analysis Method	Analysis Date/Time	* Analysis Result/Units	Detection Limit/Units
78124	Benzene	BP	N	8260B	12/28/2010 23:16	<1.0 ug/L	1.0 ug/L
73085	Bromochloromethane	BP	N	8260B	12/28/2010 23:16	<1.0 ug/L	1.0 ug/L
34215	Acrylonitrile	BP	N	8260B	12/28/2010 23:16	<20 ug/L	20 ug/L
81552	Acetone	BP	N	8260B	12/28/2010 23:16	3.0 ug/L	10 ug/L
34413	Bromomethane	BP	N	8260B	12/28/2010 23:16	<2.0 ug/L	2.0 ug/L
77041	Carbon disulfide	BP	N	8260B	12/28/2010 23:16	<2.0 ug/L	2.0 ug/L
000094	Field Conductivity	BP	N	Field Sampling	12/17/2010 09:38	277 umhos/cm	-
00010	Field Temperature	BP	N	Field Sampling	12/17/2010 09:38	23.1 Degrees C	-
82078	Field Turbidity	BP	N	Field Sampling	12/17/2010 09:38	0.72 NTU	-
082545	Groundwater Elevation	BP	N	Field Sampling	12/17/2010 09:38	51.09 ft/msl	-
000299	Field Dissolved Oxygen	BP	N	Field Sampling	12/17/2010 09:38	3.8 mg/L	-
000406	Field pH	BP	N	Field Sampling	12/17/2010 09:38	8.17 SU	-
00080	Color	BP	N	SM 2120B	12/18/2010 14:40	10 PCU	5.0 PCU
00410	Total Alkalinity	BP	N	SM 2320B	12/21/2010 17:04	98 mg/L	5.0 mg/L
70300	Total Dissolved Solids	BP	N	SM 2540C	12/23/2010 08:02	150 mg/L	10 mg/L

* Attach Laboratory Reports

PART III ANALYTICAL RESULTS

Facility GMS#: _____ Sample Date/Time: 12/17/2010 10:30AM

Test Site ID #: _____ Report Period: 2010 / 4
Year / Qtr

Well Name: Field Blank

Classification of Groundwater: G-II

Groundwater Elevation (NGVD): _____

or (MSL): _____

Well Purged (Y/N): N

Well Type:
( ) Background
( ) Detection
( ) Compliance
(X) Other

Storet Code	Parameter Monitored	Sampling Method	Field Filtered (Y/N)	Analysis Method	Analysis Date/Time	* Analysis Result/Units	Detection Limit/Units
00940	Chloride	Z	N	300.0	12/18/2010 19:02	<3.0 mg/L	3.0 mg/L
00620	Nitrate as N	Z	N	300.0	12/18/2010 19:02	<0.50 mg/L	0.50 mg/L
000610	Ammonia as N	Z	N	350.1	12/22/2010 14:27	0.064 mg/L	0.10 mg/L
38437	1,2-Dibromo-3-Chloropropane	Z	N	504.1	12/30/2010 13:03	<0.019 ug/L	0.019 ug/L
77651	1,2-Dibromoethane	Z	N	504.1	12/30/2010 13:03	<0.019 ug/L	0.019 ug/L
001067	Nickel	Z	N	6010B	12/22/2010 16:55	<40 ug/L	40 ug/L
001077	Silver	Z	N	6010B	12/22/2010 16:55	<10 ug/L	10 ug/L
001147	Selenium	Z	N	6010B	12/22/2010 16:55	<15 ug/L	15 ug/L
000929	Sodium	Z	N	6010B	12/22/2010 16:55	<1.0 mg/L	1.0 mg/L
001055	Manganese	Z	N	6010B	12/28/2010 17:40	<10 ug/L	10 ug/L
001105	Aluminum	Z	N	6010B	12/28/2010 17:40	<100 ug/L	100 ug/L
001092	Zinc	Z	N	6010B	12/22/2010 16:55	<20 ug/L	20 ug/L
001051	Lead	Z	N	6010B	12/22/2010 16:55	<9.0 ug/L	9.0 ug/L
001087	Vanadium	Z	N	6010B	12/22/2010 16:55	<10 ug/L	10 ug/L
001027	Cadmium	Z	N	6010B	12/22/2010 16:55	<5.0 ug/L	5.0 ug/L
001007	Barium	Z	N	6010B	12/22/2010 16:55	<10 ug/L	10 ug/L
001034	Chromium	Z	N	6010B	12/22/2010 16:55	<10 ug/L	10 ug/L
001045	Iron	Z	N	6010B	12/22/2010 16:55	<100 ug/L	100 ug/L
001042	Copper	Z	N	6010B	12/22/2010 16:55	<15 ug/L	15 ug/L
001037	Cobalt	Z	N	6010B	12/22/2010 16:55	<10 ug/L	10 ug/L
001059	Thallium	Z	N	6020	12/23/2010 23:39	<1.0 ug/L	1.0 ug/L
001012	Beryllium	Z	N	6020	12/23/2010 23:39	<1.0 ug/L	1.0 ug/L
001097	Antimony	Z	N	6020	12/23/2010 23:39	<2.0 ug/L	2.0 ug/L
001002	Arsenic	Z	N	6020	12/23/2010 23:39	<5.0 ug/L	5.0 ug/L
71900	Mercury	Z	N	7470A	12/22/2010 14:32	<0.20 ug/L	0.20 ug/L
34536	1,2-Dichlorobenzene	Z	N	8260B	12/28/2010 23:38	<1.0 ug/L	1.0 ug/L
77443	1,2,3-Trichloropropane	Z	N	8260B	12/28/2010 23:38	<2.5 ug/L	2.5 ug/L
34541	1,2-Dichloropropane	Z	N	8260B	12/28/2010 23:38	<1.0 ug/L	1.0 ug/L
34531	1,2-Dichloroethane	Z	N	8260B	12/28/2010 23:38	<1.0 ug/L	1.0 ug/L
34571	1,4-Dichlorobenzene	Z	N	8260B	12/28/2010 23:38	<1.0 ug/L	1.0 ug/L
34501	1,1-Dichloroethene	Z	N	8260B	12/28/2010 23:38	<1.0 ug/L	1.0 ug/L
34506	1,1,1-Trichloroethane	Z	N	8260B	12/28/2010 23:38	<1.0 ug/L	1.0 ug/L

* Attach Laboratory Reports

PART III ANALYTICAL RESULTS

Facility GMS#: _____ Sample Date/Time: 12/17/2010 10:30AM

Test Site ID #: _____ Report Period: 2010 / 4
Year / Qtr

Well Name: Field Blank

Classification of Groundwater: G-II

Groundwater Elevation (NGVD): _____

or (MSL): _____

Well Purged (Y/N): N

Well Type:
( ) Background
( ) Detection
( ) Compliance
(X) Other

Storet Code	Parameter Monitored	Sampling Method	Field Filtered (Y/N)	Analysis Method	Analysis Date/Time	* Analysis Result/Units	Detection Limit/Units
77562	1,1,1,2-Tetrachloroethane	Z	N	8260B	12/28/2010 23:38	<1.0 ug/L	1.0 ug/L
34546	trans-1,2-Dichloroethene	Z	N	8260B	12/28/2010 23:38	<1.0 ug/L	1.0 ug/L
34496	1,1-Dichloroethane	Z	N	8260B	12/28/2010 23:38	<1.0 ug/L	1.0 ug/L
34511	1,1,2-Trichloroethane	Z	N	8260B	12/28/2010 23:38	<1.0 ug/L	1.0 ug/L
34516	1,1,2,2-Tetrachloroethane	Z	N	8260B	12/28/2010 23:38	<1.0 ug/L	1.0 ug/L
34371	Ethylbenzene	Z	N	8260B	12/28/2010 23:38	<1.0 ug/L	1.0 ug/L
77596	Dibromomethane	Z	N	8260B	12/28/2010 23:38	<1.0 ug/L	1.0 ug/L
77424	Iodomethane	Z	N	8260B	12/28/2010 23:38	<1.0 ug/L	1.0 ug/L
77128	Styrene	Z	N	8260B	12/28/2010 23:38	<1.0 ug/L	1.0 ug/L
34423	Methylene Chloride	Z	N	8260B	12/28/2010 23:38	<2.0 ug/L	2.0 ug/L
77093	cis-1,2-Dichloroethene	Z	N	8260B	12/28/2010 23:38	<1.0 ug/L	1.0 ug/L
34418	Chloromethane	Z	N	8260B	12/28/2010 23:38	<2.0 ug/L	2.0 ug/L
34704	cis-1,3-Dichloropropene	Z	N	8260B	12/28/2010 23:38	<1.0 ug/L	1.0 ug/L
32105	Dibromochloromethane	Z	N	8260B	12/28/2010 23:38	<1.0 ug/L	1.0 ug/L
34488	Trichlorofluoromethane	Z	N	8260B	12/28/2010 23:38	<2.0 ug/L	2.0 ug/L
77057	Vinyl acetate	Z	N	8260B	12/28/2010 23:38	<3.0 ug/L	3.0 ug/L
39180	Trichloroethene	Z	N	8260B	12/28/2010 23:38	<1.0 ug/L	1.0 ug/L
34699	trans-1,3-Dichloropropene	Z	N	8260B	12/28/2010 23:38	<3.0 ug/L	3.0 ug/L
49263	trans-1,4-Dichloro-2-butene	Z	N	8260B	12/28/2010 23:38	<3.0 ug/L	3.0 ug/L
34475	Tetrachloroethene	Z	N	8260B	12/28/2010 23:38	<1.0 ug/L	1.0 ug/L
34010	Toluene	Z	N	8260B	12/28/2010 23:38	<1.0 ug/L	1.0 ug/L
39175	Vinyl chloride	Z	N	8260B	12/28/2010 23:38	<1.0 ug/L	1.0 ug/L
81551	Xylenes (total)	Z	N	8260B	12/28/2010 23:38	<2.0 ug/L	2.0 ug/L
32106	Chloroform	Z	N	8260B	12/28/2010 23:38	<1.0 ug/L	1.0 ug/L
78124	Benzene	Z	N	8260B	12/28/2010 23:38	<1.0 ug/L	1.0 ug/L
34215	Acrylonitrile	Z	N	8260B	12/28/2010 23:38	<20 ug/L	20 ug/L
73085	Bromochloromethane	Z	N	8260B	12/28/2010 23:38	<1.0 ug/L	1.0 ug/L
32104	Bromoform	Z	N	8260B	12/28/2010 23:38	<1.0 ug/L	1.0 ug/L
32101	Bromodichloromethane	Z	N	8260B	12/28/2010 23:38	<1.0 ug/L	1.0 ug/L
77103	2-Hexanone	Z	N	8260B	12/28/2010 23:38	<5.0 ug/L	5.0 ug/L
81595	2-Butanone (MEK)	Z	N	8260B	12/28/2010 23:38	<6.0 ug/L	6.0 ug/L
81552	Acetone	Z	N	8260B	12/28/2010 23:38	3.9 ug/L	10 ug/L

* Attach Laboratory Reports

PART III ANALYTICAL RESULTS

Facility GMS#: _____

Test Site ID #: _____

Sample Date/Time: 12/17/2010 10:30AM

Report Period: 2010 / 4
Year / Qtr

Well Name: Field Blank

Classification of Groundwater: G-II

Groundwater Elevation (NGVD): _____

or (MSL): _____

Well Purged (Y/N): N

Well Type:
( ) Background
( ) Detection
( ) Compliance
(X) Other

Storet Code	Parameter Monitored	Sampling Method	Field Filtered (Y/N)	Analysis Method	Analysis Date/Time	* Analysis Result/Units	Detection Limit/Units
81596	4-Methyl-2-pentanone (MIBK)	Z	N	8260B	12/28/2010 23:38	<5.0 ug/L	5.0 ug/L
34301	Chlorobenzene	Z	N	8260B	12/28/2010 23:38	<1.0 ug/L	1.0 ug/L
34311	Chloroethane	Z	N	8260B	12/28/2010 23:38	<2.0 ug/L	2.0 ug/L
32102	Carbon tetrachloride	Z	N	8260B	12/28/2010 23:38	<1.0 ug/L	1.0 ug/L
34413	Bromomethane	Z	N	8260B	12/28/2010 23:38	<2.0 ug/L	2.0 ug/L
77041	Carbon disulfide	Z	N	8260B	12/28/2010 23:38	<2.0 ug/L	2.0 ug/L
000094	Field Conductivity	Z	N	Field Sampling	12/17/2010 10:30	3 umhos/cm	-
82078	Field Turbidity	Z	N	Field Sampling	12/17/2010 10:30	0.0 NTU	-
000299	Field Dissolved Oxygen	Z	N	Field Sampling	12/17/2010 10:30	5.1 mg/L	-
00010	Field Temperature	Z	N	Field Sampling	12/17/2010 10:30	23.8 Degrees C	-
000406	Field pH	Z	N	Field Sampling	12/17/2010 10:30	6.81 SU	-
00080	Color	Z	N	SM 2120B	12/18/2010 14:40	<5.0 PCU	5.0 PCU
00410	Total Alkalinity	Z	N	SM 2320B	12/21/2010 17:11	1.2 mg/L	5.0 mg/L
70300	Total Dissolved Solids	Z	N	SM 2540C	12/23/2010 08:02	10 mg/L	10 mg/L

* Attach Laboratory Reports

PART III ANALYTICAL RESULTS

Facility GMS#: _____ Sample Date/Time: 12/17/2010 10:45AM

Test Site ID #: _____ Report Period: 2010 / 4
Year / Qtr

Well Name: Equipment Blank Well Purged (Y/N): N

Classification of Groundwater: G-II Well Type: ( ) Background
( ) Detection
( ) Compliance
(X) Other

Groundwater Elevation (NGVD): _____
or (MSL): 51.77

Storet Code	Parameter Monitored	Sampling Method	Field Filtered (Y/N)	Analysis Method	Analysis Date/Time	* Analysis Result/Units	Detection Limit/Units
00940	Chloride	Z	N	300.0	12/18/2010 19:19	<3.0 mg/L	3.0 mg/L
00620	Nitrate as N	Z	N	300.0	12/18/2010 19:19	<0.50 mg/L	0.50 mg/L
000610	Ammonia as N	Z	N	350.1	12/22/2010 14:28	0.062 mg/L	0.10 mg/L
38437	1,2-Dibromo-3-Chloropropane	Z	N	504.1	12/30/2010 13:23	<0.019 ug/L	0.019 ug/L
77651	1,2-Dibromoethane	Z	N	504.1	12/30/2010 13:23	<0.019 ug/L	0.019 ug/L
001077	Silver	Z	N	6010B	12/22/2010 16:58	<10 ug/L	10 ug/L
001105	Aluminum	Z	N	6010B	12/28/2010 17:42	<100 ug/L	100 ug/L
001067	Nickel	Z	N	6010B	12/22/2010 16:58	<40 ug/L	40 ug/L
000929	Sodium	Z	N	6010B	12/22/2010 16:58	<1.0 mg/L	1.0 mg/L
001055	Manganese	Z	N	6010B	12/28/2010 17:42	<10 ug/L	10 ug/L
001092	Zinc	Z	N	6010B	12/22/2010 16:58	<20 ug/L	20 ug/L
001087	Vanadium	Z	N	6010B	12/22/2010 16:58	<10 ug/L	10 ug/L
001027	Cadmium	Z	N	6010B	12/22/2010 16:58	<5.0 ug/L	5.0 ug/L
001034	Chromium	Z	N	6010B	12/22/2010 16:58	<10 ug/L	10 ug/L
001147	Selenium	Z	N	6010B	12/22/2010 16:58	<15 ug/L	15 ug/L
001007	Barium	Z	N	6010B	12/22/2010 16:58	<10 ug/L	10 ug/L
001045	Iron	Z	N	6010B	12/22/2010 16:58	<100 ug/L	100 ug/L
001051	Lead	Z	N	6010B	12/22/2010 16:58	<9.0 ug/L	9.0 ug/L
001037	Cobalt	Z	N	6010B	12/22/2010 16:58	<10 ug/L	10 ug/L
001042	Copper	Z	N	6010B	12/22/2010 16:58	<15 ug/L	15 ug/L
001059	Thallium	Z	N	6020	12/23/2010 23:41	<1.0 ug/L	1.0 ug/L
001002	Arsenic	Z	N	6020	12/23/2010 23:41	<5.0 ug/L	5.0 ug/L
001097	Antimony	Z	N	6020	12/23/2010 23:41	<2.0 ug/L	2.0 ug/L
001012	Beryllium	Z	N	6020	12/23/2010 23:41	<1.0 ug/L	1.0 ug/L
71900	Mercury	Z	N	7470A	12/22/2010 14:34	<0.20 ug/L	0.20 ug/L
77057	Vinyl acetate	Z	N	8260B	12/29/2010 00:00	<3.0 ug/L	3.0 ug/L
34488	Trichlorofluoromethane	Z	N	8260B	12/29/2010 00:00	<2.0 ug/L	2.0 ug/L
39180	Trichloroethene	Z	N	8260B	12/29/2010 00:00	<1.0 ug/L	1.0 ug/L
34010	Toluene	Z	N	8260B	12/29/2010 00:00	<1.0 ug/L	1.0 ug/L
81551	Xylenes (total)	Z	N	8260B	12/29/2010 00:00	<2.0 ug/L	2.0 ug/L
39175	Vinyl chloride	Z	N	8260B	12/29/2010 00:00	<1.0 ug/L	1.0 ug/L
49263	trans-1,4-Dichloro-2-butene	Z	N	8260B	12/29/2010 00:00	<3.0 ug/L	3.0 ug/L

* Attach Laboratory Reports

PART III ANALYTICAL RESULTS

Facility GMS#: _____ Sample Date/Time: 12/17/2010 10:45AM

Test Site ID #: _____ Report Period: 2010 / 4
Year / Qtr

Well Name: Equipment Blank

Classification of Groundwater: G-II

Groundwater Elevation (NGVD): _____

or (MSL): 51.77

Well Purged (Y/N): N

Well Type:
( ) Background
( ) Detection
( ) Compliance
(X) Other

Storet Code	Parameter Monitored	Sampling Method	Field Filtered (Y/N)	Analysis Method	Analysis Date/Time	* Analysis Result/Units	Detection Limit/Units
34516	1,1,2,2-Tetrachloroethane	Z	N	8260B	12/29/2010 00:00	<1.0 ug/L	1.0 ug/L
34506	1,1,1-Trichloroethane	Z	N	8260B	12/29/2010 00:00	<1.0 ug/L	1.0 ug/L
77562	1,1,1,2-Tetrachloroethane	Z	N	8260B	12/29/2010 00:00	<1.0 ug/L	1.0 ug/L
34699	trans-1,3-Dichloropropene	Z	N	8260B	12/29/2010 00:00	<3.0 ug/L	3.0 ug/L
34546	trans-1,2-Dichloroethene	Z	N	8260B	12/29/2010 00:00	<1.0 ug/L	1.0 ug/L
34511	1,1,2-Trichloroethane	Z	N	8260B	12/29/2010 00:00	<1.0 ug/L	1.0 ug/L
34311	Chloroethane	Z	N	8260B	12/29/2010 00:00	<2.0 ug/L	2.0 ug/L
34301	Chlorobenzene	Z	N	8260B	12/29/2010 00:00	<1.0 ug/L	1.0 ug/L
32106	Chloroform	Z	N	8260B	12/29/2010 00:00	<1.0 ug/L	1.0 ug/L
77093	cis-1,2-Dichloroethene	Z	N	8260B	12/29/2010 00:00	<1.0 ug/L	1.0 ug/L
34418	Chloromethane	Z	N	8260B	12/29/2010 00:00	<2.0 ug/L	2.0 ug/L
32104	Bromoform	Z	N	8260B	12/29/2010 00:00	<1.0 ug/L	1.0 ug/L
32101	Bromodichloromethane	Z	N	8260B	12/29/2010 00:00	<1.0 ug/L	1.0 ug/L
34413	Bromomethane	Z	N	8260B	12/29/2010 00:00	<2.0 ug/L	2.0 ug/L
32102	Carbon tetrachloride	Z	N	8260B	12/29/2010 00:00	<1.0 ug/L	1.0 ug/L
77041	Carbon disulfide	Z	N	8260B	12/29/2010 00:00	<2.0 ug/L	2.0 ug/L
34423	Methylene Chloride	Z	N	8260B	12/29/2010 00:00	<2.0 ug/L	2.0 ug/L
77424	Iodomethane	Z	N	8260B	12/29/2010 00:00	<1.0 ug/L	1.0 ug/L
77128	Styrene	Z	N	8260B	12/29/2010 00:00	<1.0 ug/L	1.0 ug/L
34475	Tetrachloroethene	Z	N	8260B	12/29/2010 00:00	<1.0 ug/L	1.0 ug/L
32105	Dibromochloromethane	Z	N	8260B	12/29/2010 00:00	<1.0 ug/L	1.0 ug/L
34704	cis-1,3-Dichloropropene	Z	N	8260B	12/29/2010 00:00	<1.0 ug/L	1.0 ug/L
34371	Ethylbenzene	Z	N	8260B	12/29/2010 00:00	<1.0 ug/L	1.0 ug/L
77596	Dibromomethane	Z	N	8260B	12/29/2010 00:00	<1.0 ug/L	1.0 ug/L
73085	Bromochloromethane	Z	N	8260B	12/29/2010 00:00	<1.0 ug/L	1.0 ug/L
34541	1,2-Dichloropropane	Z	N	8260B	12/29/2010 00:00	<1.0 ug/L	1.0 ug/L
34531	1,2-Dichloroethane	Z	N	8260B	12/29/2010 00:00	<1.0 ug/L	1.0 ug/L
34571	1,4-Dichlorobenzene	Z	N	8260B	12/29/2010 00:00	<1.0 ug/L	1.0 ug/L
77103	2-Hexanone	Z	N	8260B	12/29/2010 00:00	<5.0 ug/L	5.0 ug/L
81595	2-Butanone (MEK)	Z	N	8260B	12/29/2010 00:00	<6.0 ug/L	6.0 ug/L
34501	1,1-Dichloroethene	Z	N	8260B	12/29/2010 00:00	<1.0 ug/L	1.0 ug/L
34496	1,1-Dichloroethane	Z	N	8260B	12/29/2010 00:00	<1.0 ug/L	1.0 ug/L

* Attach Laboratory Reports

PART III ANALYTICAL RESULTS

Facility GMS#: _____

Test Site ID #: _____

Sample Date/Time: 12/17/2010 10:45AM

Report Period: 2010 / 4
Year / Qtr

Well Name: Equipment Blank

Classification of Groundwater: G-II

Groundwater Elevation (NGVD): _____

or (MSL): 51.77

Well Purged (Y/N): N

Well Type:
( ) Background
( ) Detection
( ) Compliance
(X) Other

Storet Code	Parameter Monitored	Sampling Method	Field Filtered (Y/N)	Analysis Method	Analysis Date/Time	* Analysis Result/Units	Detection Limit/Units
77443	1,2,3-Trichloropropane	Z	N	8260B	12/29/2010 00:00	<2.5 ug/L	2.5 ug/L
34536	1,2-Dichlorobenzene	Z	N	8260B	12/29/2010 00:00	<1.0 ug/L	1.0 ug/L
34215	Acrylonitrile	Z	N	8260B	12/29/2010 00:00	<20 ug/L	20 ug/L
78124	Benzene	Z	N	8260B	12/29/2010 00:00	<1.0 ug/L	1.0 ug/L
81552	Acetone	Z	N	8260B	12/29/2010 00:00	4.8 ug/L	10 ug/L
81596	4-Methyl-2-pentanone (MIBK)	Z	N	8260B	12/29/2010 00:00	<5.0 ug/L	5.0 ug/L
000299	Field Dissolved Oxygen	Z	N	Field Sampling	12/17/2010 10:45	4.9 mg/L	-
000094	Field Conductivity	Z	N	Field Sampling	12/17/2010 10:45	2 umhos/cm	-
82078	Field Turbidity	Z	N	Field Sampling	12/17/2010 10:45	0.0 NTU	-
00010	Field Temperature	Z	N	Field Sampling	12/17/2010 10:45	24.0 Degrees C	-
000406	Field pH	Z	N	Field Sampling	12/17/2010 10:45	6.73 SU	-
00080	Color	Z	N	SM 2120B	12/18/2010 14:40	<5.0 PCU	5.0 PCU
00410	Total Alkalinity	Z	N	SM 2320B	12/21/2010 17:19	<5.0 mg/L	5.0 mg/L
70300	Total Dissolved Solids	Z	N	SM 2540C	12/23/2010 08:02	5.0 mg/L	10 mg/L

* Attach Laboratory Reports

PART III ANALYTICAL RESULTS

Facility GMS#: _____ Sample Date/Time: 12/17/2010 12:00AM

Test Site ID #: _____ Report Period: 2010 / 4
Year / Qtr

Well Name: TRIP BLANK2 Well Purged (Y/N): N

Classification of Groundwater: G-II Well Type: ( ) Background
( ) Detection
( ) Compliance
(X) Other

Groundwater Elevation (NGVD): _____
or (MSL): 51.77

Storet Code	Parameter Monitored	Sampling Method	Field Filtered (Y/N)	Analysis Method	Analysis Date/Time	* Analysis Result/Units	Detection Limit/Units
34488	Trichlorofluoromethane	Z	N	8260B	12/29/2010 00:21	<2.0 ug/L	2.0 ug/L
39180	Trichloroethene	Z	N	8260B	12/29/2010 00:21	<1.0 ug/L	1.0 ug/L
39175	Vinyl chloride	Z	N	8260B	12/29/2010 00:21	<1.0 ug/L	1.0 ug/L
77057	Vinyl acetate	Z	N	8260B	12/29/2010 00:21	<3.0 ug/L	3.0 ug/L
34546	trans-1,2-Dichloroethene	Z	N	8260B	12/29/2010 00:21	<1.0 ug/L	1.0 ug/L
34010	Toluene	Z	N	8260B	12/29/2010 00:21	<1.0 ug/L	1.0 ug/L
49263	trans-1,4-Dichloro-2-butene	Z	N	8260B	12/29/2010 00:21	<3.0 ug/L	3.0 ug/L
34699	trans-1,3-Dichloropropene	Z	N	8260B	12/29/2010 00:21	<3.0 ug/L	3.0 ug/L
81551	Xylenes (total)	Z	N	8260B	12/29/2010 00:21	<2.0 ug/L	2.0 ug/L
34506	1,1,1-Trichloroethane	Z	N	8260B	12/29/2010 00:21	<1.0 ug/L	1.0 ug/L
34516	1,1,2,2-Tetrachloroethane	Z	N	8260B	12/29/2010 00:21	<1.0 ug/L	1.0 ug/L
34418	Chloromethane	Z	N	8260B	12/29/2010 00:21	<2.0 ug/L	2.0 ug/L
77562	1,1,1,2-Tetrachloroethane	Z	N	8260B	12/29/2010 00:21	<1.0 ug/L	1.0 ug/L
34501	1,1-Dichloroethene	Z	N	8260B	12/29/2010 00:21	<1.0 ug/L	1.0 ug/L
77443	1,2,3-Trichloropropane	Z	N	8260B	12/29/2010 00:21	<2.5 ug/L	2.5 ug/L
34511	1,1,2-Trichloroethane	Z	N	8260B	12/29/2010 00:21	<1.0 ug/L	1.0 ug/L
34496	1,1-Dichloroethane	Z	N	8260B	12/29/2010 00:21	<1.0 ug/L	1.0 ug/L
78124	Benzene	Z	N	8260B	12/29/2010 00:21	<1.0 ug/L	1.0 ug/L
34215	Acrylonitrile	Z	N	8260B	12/29/2010 00:21	<20 ug/L	20 ug/L
81552	Acetone	Z	N	8260B	12/29/2010 00:21	3.3 ug/L	10 ug/L
73085	Bromochloromethane	Z	N	8260B	12/29/2010 00:21	<1.0 ug/L	1.0 ug/L
34413	Bromomethane	Z	N	8260B	12/29/2010 00:21	<2.0 ug/L	2.0 ug/L
32104	Bromoform	Z	N	8260B	12/29/2010 00:21	<1.0 ug/L	1.0 ug/L
32101	Bromodichloromethane	Z	N	8260B	12/29/2010 00:21	<1.0 ug/L	1.0 ug/L
81596	4-Methyl-2-pentanone (MIBK)	Z	N	8260B	12/29/2010 00:21	<5.0 ug/L	5.0 ug/L
34541	1,2-Dichloropropane	Z	N	8260B	12/29/2010 00:21	<1.0 ug/L	1.0 ug/L
34531	1,2-Dichloroethane	Z	N	8260B	12/29/2010 00:21	<1.0 ug/L	1.0 ug/L
34571	1,4-Dichlorobenzene	Z	N	8260B	12/29/2010 00:21	<1.0 ug/L	1.0 ug/L
77103	2-Hexanone	Z	N	8260B	12/29/2010 00:21	<5.0 ug/L	5.0 ug/L
81595	2-Butanone (MEK)	Z	N	8260B	12/29/2010 00:21	<6.0 ug/L	6.0 ug/L
77041	Carbon disulfide	Z	N	8260B	12/29/2010 00:21	<2.0 ug/L	2.0 ug/L
34371	Ethylbenzene	Z	N	8260B	12/29/2010 00:21	<1.0 ug/L	1.0 ug/L

* Attach Laboratory Reports

PART III ANALYTICAL RESULTS

Facility GMS#: _____

Test Site ID #: _____

Sample Date/Time: 12/17/2010 12:00AM

Report Period: 2010 / 4
Year / Qtr

Well Name: TRIP BLANK2

Classification of Groundwater: G-II

Groundwater Elevation (NGVD): _____

or (MSL): 51.77

Well Purged (Y/N): N

Well Type:
( ) Background
( ) Detection
( ) Compliance
(X) Other

Storet Code	Parameter Monitored	Sampling Method	Field Filtered (Y/N)	Analysis Method	Analysis Date/Time	* Analysis Result/Units	Detection Limit/Units
77596	Dibromomethane	Z	N	8260B	12/29/2010 00:21	<1.0 ug/L	1.0 ug/L
77424	Iodomethane	Z	N	8260B	12/29/2010 00:21	<1.0 ug/L	1.0 ug/L
34475	Tetrachloroethene	Z	N	8260B	12/29/2010 00:21	<1.0 ug/L	1.0 ug/L
77128	Styrene	Z	N	8260B	12/29/2010 00:21	<1.0 ug/L	1.0 ug/L
34423	Methylene Chloride	Z	N	8260B	12/29/2010 00:21	0.50 ug/L	2.0 ug/L
32105	Dibromochloromethane	Z	N	8260B	12/29/2010 00:21	<1.0 ug/L	1.0 ug/L
34311	Chloroethane	Z	N	8260B	12/29/2010 00:21	<2.0 ug/L	2.0 ug/L
34301	Chlorobenzene	Z	N	8260B	12/29/2010 00:21	<1.0 ug/L	1.0 ug/L
32102	Carbon tetrachloride	Z	N	8260B	12/29/2010 00:21	<1.0 ug/L	1.0 ug/L
32106	Chloroform	Z	N	8260B	12/29/2010 00:21	<1.0 ug/L	1.0 ug/L
34704	cis-1,3-Dichloropropene	Z	N	8260B	12/29/2010 00:21	<1.0 ug/L	1.0 ug/L
77093	cis-1,2-Dichloroethene	Z	N	8260B	12/29/2010 00:21	<1.0 ug/L	1.0 ug/L
34536	1,2-Dichlorobenzene	Z	N	8260B	12/29/2010 00:21	<1.0 ug/L	1.0 ug/L

* Attach Laboratory Reports

Login Sample Receipt Check List

Client: Waste Management

Job Number: 280-10950-1

Login Number: 10950

List Source: TestAmerica Denver

Creator: Harrington, Nicholas

List Number: 1

Question	T / F/ NA	Comment
Radioactivity either was not measured or, if measured, is at or below background	True	
The cooler's custody seal, if present, is intact.	True	
The cooler or samples do not appear to have been compromised or tampered with.	True	
Samples were received on ice.	True	
Cooler Temperature is acceptable.	True	
Cooler Temperature is recorded.	True	
COC is present.	True	
COC is filled out in ink and legible.	True	
COC is filled out with all pertinent information.	True	
Is the Field Sampler's name present on COC?	True	
There are no discrepancies between the sample IDs on the containers and the COC.	True	
Samples are received within Holding Time.	True	
Sample containers have legible labels.	True	
Containers are not broken or leaking.	True	
Sample collection date/times are provided.	True	
Appropriate sample containers are used.	True	
Sample bottles are completely filled.	True	
Sample Preservation Verified	True	
There is sufficient vol. for all requested analyses, incl. any requested MS/MSDs	True	
VOA sample vials do not have headspace or bubble is <6mm (1/4") in diameter.	True	
If necessary, staff have been informed of any short hold time or quick TAT needs	True	
Multiphasic samples are not present.	True	
Samples do not require splitting or compositing.	True	

Login Sample Receipt Check List

Client: Waste Management

Job Number: 280-10950-1

Login Number: 11010

List Source: TestAmerica Denver

Creator: Lazarte, Noah M

List Number: 1

Question	T / F/ NA	Comment
Radioactivity either was not measured or, if measured, is at or below background	True	
The cooler's custody seal, if present, is intact.	True	
The cooler or samples do not appear to have been compromised or tampered with.	True	
Samples were received on ice.	True	
Cooler Temperature is acceptable.	True	
Cooler Temperature is recorded.	True	
COC is present.	True	
COC is filled out in ink and legible.	True	
COC is filled out with all pertinent information.	True	
Is the Field Sampler's name present on COC?	True	
There are no discrepancies between the sample IDs on the containers and the COC.	True	
Samples are received within Holding Time.	True	
Sample containers have legible labels.	True	
Containers are not broken or leaking.	True	
Sample collection date/times are provided.	True	
Appropriate sample containers are used.	True	
Sample bottles are completely filled.	True	
Sample Preservation Verified	True	
There is sufficient vol. for all requested analyses, incl. any requested MS/MSDs	True	
VOA sample vials do not have headspace or bubble is <6mm (1/4") in diameter.	True	
If necessary, staff have been informed of any short hold time or quick TAT needs	True	
Multiphasic samples are not present.	True	
Samples do not require splitting or compositing.	True	

Login Sample Receipt Check List

Client: Waste Management

Job Number: 280-10950-1

Login Number: 11013

List Source: TestAmerica Denver

Creator: Paulsen, Lindsay T

List Number: 1

Question	T / F/ NA	Comment
Radioactivity either was not measured or, if measured, is at or below background	True	
The cooler's custody seal, if present, is intact.	True	
The cooler or samples do not appear to have been compromised or tampered with.	True	
Samples were received on ice.	True	
Cooler Temperature is acceptable.	True	
Cooler Temperature is recorded.	True	
COC is present.	True	
COC is filled out in ink and legible.	True	
COC is filled out with all pertinent information.	True	
Is the Field Sampler's name present on COC?	True	
There are no discrepancies between the sample IDs on the containers and the COC.	True	
Samples are received within Holding Time.	True	
Sample containers have legible labels.	True	
Containers are not broken or leaking.	False	1 OF 2 TRIP BLANK VOAS ARRIVED BROKEN
Sample collection date/times are provided.	True	
Appropriate sample containers are used.	True	
Sample bottles are completely filled.	True	
Sample Preservation Verified	True	
There is sufficient vol. for all requested analyses, incl. any requested MS/MSDs	True	
VOA sample vials do not have headspace or bubble is <6mm (1/4") in diameter.	True	
If necessary, staff have been informed of any short hold time or quick TAT needs	True	
Multiphasic samples are not present.	True	
Samples do not require splitting or compositing.	True	

PROFESSIONAL TECHNICAL SUPPORT SERVICES, INC.
Atlanta (770) 723-9939
Baton Rouge (504) 293-0136
Jacksonville (904) 697-3177
Houston (713) 944-7609
Pittsburgh (412) 746-8823

FACILITY NAME: VISTA

?TH TO WATER
3ASUREMENTS

DATE: 12-16-10

MONITORING LOCATION	DEPTH TO WATER (ft TOC)
MW-01A	46.13
MW-01B	56.37
MW-2AR	35.61
MW-2B	38.38
MW-03A	42.65
MW-03B	42.78
MW-04A	31.31
MW-04B	31.45
MW-05A	30.42
MW-05B	31.25
MW-6AR	53.88
MW-6BR	52.84
MW-7A	64.63
MW-7B	57.50
MW-8R	47.75
MW-FL1	42.88
MW-FL2R	33.57

MONITORING LOCATION	DEPTH TO WATER (ft TOC)
MW-FL3	49.98

WELL CONDITION SUMMARY

Site: VISTA

Personnel: DAN ARMOUR / BEN RAMJEAWAN

Date: 12-16-10

Page 1 of 2

Well ID	Protective Casing	Well Casing	Label	Lock	Sample Equipment Type	General Turbidity	Well Yield	Comments/Observations *
MW-01A	☒ OK ☐ Damaged	☒ OK ☐ Damaged	☒ OK ☐ Inadequate	☒ Yes ☐ No	DEDICATED BLADDER PUMP	☒ Clear ☐ Turbid	☒ OK ☐ Inadequate	
MW-01B	☒ OK ☐ Damaged	☒ OK ☐ Damaged	☒ OK ☐ Inadequate	☒ Yes ☐ No	"	☒ Clear ☐ Turbid	☒ OK ☐ Inadequate	
MW-02AR	☒ OK ☐ Damaged	☒ OK ☐ Damaged	☒ OK ☐ Inadequate	☒ Yes ☐ No	"	☒ Clear ☐ Turbid	☒ OK ☐ Inadequate	
MW-02B	☒ OK ☐ Damaged	☒ OK ☐ Damaged	☒ OK ☐ Inadequate	☒ Yes ☐ No	"	☒ Clear ☐ Turbid	☒ OK ☐ Inadequate	
MW-03A	☒ OK ☐ Damaged	☒ OK ☐ Damaged	☒ OK ☐ Inadequate	☒ Yes ☐ No	"	☒ Clear ☐ Turbid	☒ OK ☐ Inadequate	
MW-03B	☒ OK ☐ Damaged	☒ OK ☐ Damaged	☒ OK ☐ Inadequate	☒ Yes ☐ No	"	☒ Clear ☐ Turbid	☒ OK ☐ Inadequate	
MW-04A	☒ OK ☐ Damaged	☒ OK ☐ Damaged	☒ OK ☐ Inadequate	☒ Yes ☐ No	"	☒ Clear ☐ Turbid	☒ OK ☐ Inadequate	
MW-04B	☒ OK ☐ Damaged	☒ OK ☐ Damaged	☒ OK ☐ Inadequate	☒ Yes ☐ No	"	☒ Clear ☐ Turbid	☒ OK ☐ Inadequate	
MW-05A	☒ OK ☐ Damaged	☒ OK ☐ Damaged	☒ OK ☐ Inadequate	☒ Yes ☐ No	"	☒ Clear ☐ Turbid	☒ OK ☐ Inadequate	
MW-05B	☒ OK ☐ Damaged	☒ OK ☐ Damaged	☒ OK ☐ Inadequate	☒ Yes ☐ No	"	☒ Clear ☐ Turbid	☒ OK ☐ Inadequate	

* Note ponding water, weep holes, or any other information pertaining to well condition. Provide additional details on listed items.
Return this form to site manager and/or Complaince Manager/Engineer

WELL CONDITION SUMMARY

Site: VISTA

Personnel: DAN ARMOUR / BEN RAMJEAWAN

Date: 12-16-10

Page 2 of 2

Well ID	Protective Casing	Well Casing	Label	Lock	Sample Equipment Type	General Turbidity	Well Yield	Comments/Observations *
MW-06AR	☒ OK ☐ Damaged	☒ OK ☐ Damaged	☒ OK ☐ Inadequate	☒ Yes ☐ No	DEDICATED BLADDER PUMP	☒ Clear ☐ Turbid	☒ OK ☐ Inadequate	
MW-06BR	☒ OK ☐ Damaged	☒ OK ☐ Damaged	☒ OK ☐ Inadequate	☒ Yes ☐ No	"	☒ Clear ☐ Turbid	☒ OK ☐ Inadequate	
MW-07A	☒ OK ☐ Damaged	☒ OK ☐ Damaged	☒ OK ☐ Inadequate	☒ Yes ☐ No	"	☒ Clear ☐ Turbid	☒ OK ☐ Inadequate	
MW-07B	☒ OK ☐ Damaged	☒ OK ☐ Damaged	☒ OK ☐ Inadequate	☒ Yes ☐ No	"	☒ Clear ☐ Turbid	☒ OK ☐ Inadequate	
MW-08R	☒ OK ☐ Damaged	☒ OK ☐ Damaged	☒ OK ☐ Inadequate	☒ Yes ☐ No	SUBMERSIBLE PUMP	☒ Clear ☐ Turbid	☒ OK ☐ Inadequate	
MW-FL1	☒ OK ☐ Damaged	☒ OK ☐ Damaged	☒ OK ☐ Inadequate	☒ Yes ☐ No	DEDICATED BLADDER PUMP	☒ Clear ☐ Turbid	☒ OK ☐ Inadequate	
MW-FL2R	☒ OK ☐ Damaged	☒ OK ☐ Damaged	☒ OK ☐ Inadequate	☒ Yes ☐ No	"	☒ Clear ☐ Turbid	☒ OK ☐ Inadequate	
MW-FL3	☒ OK ☐ Damaged	☒ OK ☐ Damaged	☒ OK ☐ Inadequate	☒ Yes ☐ No	"	☒ Clear ☐ Turbid	☒ OK ☐ Inadequate	
	☐ OK ☐ Damaged	☐ OK ☐ Damaged	☐ OK ☐ Inadequate	☐ Yes ☐ No		☐ Clear ☐ Turbid	☐ OK ☐ Inadequate	
	☐ OK ☐ Damaged	☐ OK ☐ Damaged	☐ OK ☐ Inadequate	☐ Yes ☐ No		☐ Clear ☐ Turbid	☐ OK ☐ Inadequate	

* Note ponding water, weep holes, or any other information pertaining to well condition. Provide additional details on listed items.
Return this form to site manager and/or Complaince Manager/Engineer

Form FD 9000-8: FIELD INSTRUMENT CALIBRATION RECORDS

INSTRUMENT (MAKE/MODEL#) HANNA HI9828 INSTRUMENT # 08103272

PARAMETER: *[check only one]*

☐ TEMPERATURE ☐ CONDUCTIVITY ☐ SALINITY ☒ pH ☐ ORP

☐ TURBIDITY ☐ RESIDUAL Cl ☐ DO ☐ OTHER _____

STANDARDS: *[Specify the type(s) of standards used for calibration, the origin of the standards, the standard values, and the date the standards were prepared or purchased]*

Standard A HANNA 7.01 (std) Exp: 04/2013

Standard B HANNA 4.01 (std) Exp: 04/2013

Standard C HANNA 10.01 (std) Exp: 04/2013

DATE (yy/mm/dd)	TIME (hr:min)	STD (A, B, C)	STD VALUE	INSTRUMENT RESPONSE	% DEV	CALIBRATED (YES, NO)	TYPE (INIT, CONT)	SAMPLER INITIALS
10/12/16	0630	A	7.01	AUTO CAL	–	YES	CONT	BR
|	|	B	4.01	"	–	YES	CONT	BR
|	|	C	10.01	"	–	YES	CONT	BR
10/12/17	0630	A	7.01	AUTO CAL	–	YES	CONT	BR
|	|	B	4.01	|	–	YES	CONT	BR
|	|	C	10.01	|	–	YES	CONT	BR

Form FD 9000-8: FIELD INSTRUMENT CALIBRATION RECORDS

INSTRUMENT (MAKE/MODEL#) HANNA HI 9828 INSTRUMENT # 08103272

PARAMETER: *[check only one]*

- ☐ TEMPERATURE
- ☒ CONDUCTIVITY
- ☐ SALINITY
- ☐ pH
- ☐ ORP
- ☐ TURBIDITY
- ☐ RESIDUAL Cl
- ☐ DO
- ☐ OTHER _____

STANDARDS: *[Specify the type(s) of standards used for calibration, the origin of the standards, the standard values, and the date the standards were prepared or purchased]*

Standard A 84 NS/cm PINE ENVIRONMENTAL EXP: FEB 2011

Standard B 1413 NS/cm PINE ENVIRONMENTAL EXP: FEB 2011

Standard C _____

DATE (yy/mm/dd)	TIME (hr:min)	STD (A, B, C)	STD VALUE	INSTRUMENT RESPONSE	% DEV	CALIBRATED (YES, NO)	TYPE (INIT, CONT)	SAMPLER INITIALS
10/12/16	0630	A	84	AUTO CAL	–	YES	CONT	BR
10/12/16	0630	B	1413	"	–	YES	CONT	BR
10/12/17	0630	A	84	AUTO CALIB	–	YES	CONT	BR
10/12/17	0630	B	1413	AUTO CALIB	–	YES	CONT	BR

Form FD 9000-8: FIELD INSTRUMENT CALIBRATION RECORDS

INSTRUMENT (MAKE/MODEL#) HFSCIENTIFIC MICRO TPW INSTRUMENT # _____

PARAMETER: *[check only one]*

☐ TEMPERATURE ☐ CONDUCTIVITY ☐ SALINITY ☐ pH ☐ ORP

☒ TURBIDITY ☐ RESIDUAL Cl ☐ DO ☐ OTHER _____

STANDARDS: *[Specify the type(s) of standards used for calibration, the origin of the standards, the standard values, and the date the standards were prepared or purchased]*

Standard A 1000 NTU HFSCIENTIFIC LOT# 90504 EXP: NOV 2010

Standard B 10.0 NTU HFSCIENTIFIC LOT# 90534 EXP: NOV 2010

Standard C 0.02 NTU HFSCIENTIFIC LOT# 90501 EXP: NOV 2010

DATE (yy/mm/dd)	TIME (hr:min)	STD (A, B, C)	STD VALUE	INSTRUMENT RESPONSE	% DEV	CALIBRATED (YES, NO)	TYPE (INIT, CONT)	SAMPLER INITIALS
10/12/16	0630	A	1000	AUTOCAL	–	YES	CONT	BR
|	|	B	10.0	"	–	YES	CONT	BR
|	|	C	0.02	"	–	YES	CONT	BR
10/12/17	0630	A	1000	AUTO CALIB	–	YES	CONT	BR
|	|	B	10.0	|	–	YES	CONT	BR
|	|	C	0.02	|	–	YES	CONT	BR

Form FD 9000-8: FIELD INSTRUMENT CALIBRATION RECORDS

INSTRUMENT (MAKE/MODEL#) HI9828 INSTRUMENT # 08103272

PARAMETER: *[check only one]*

- ☐ TEMPERATURE
- ☐ CONDUCTIVITY
- ☐ SALINITY
- ☐ pH
- ☐ ORP
- ☐ TURBIDITY
- ☐ RESIDUAL Cl
- ☒ DO
- ☐ OTHER _____

STANDARDS: *[Specify the type(s) of standards used for calibration, the origin of the standards, the standard values, and the date the standards were prepared or purchased]*

Standard A SATURATED AIR

Standard B _____

Standard C _____

DATE (yy/mm/dd)	TIME (hr:min)	STD (A, B, C)	STD VALUE	INSTRUMENT RESPONSE	% DEV	CALIBRATED (YES, NO)	TYPE (INIT, CONT)	SAMPLER INITIALS
10/12/16	0630	A	8.611	8.57	0.04	YES	CONT	BR
10/12/17	0630	A	8.863	8.74	0.12	YES	CONT	BR

Form FD 9000-8: FIELD INSTRUMENT CALIBRATION RECORDS

INSTRUMENT (MAKE/MODEL#) HFSCIENTIFIC MICRO TPI INSTRUMENT # 200710329

PARAMETER: *[check only one]*

- ☐ TEMPERATURE
- ☐ CONDUCTIVITY
- ☐ SALINITY
- ☐ pH
- ☐ ORP
- ☒ TURBIDITY
- ☐ RESIDUAL Cl
- ☐ DO
- ☐ OTHER _____

STANDARDS: *[Specify the type(s) of standards used for calibration, the origin of the standards, the standard values, and the date the standards were prepared or purchased]*

Standard A 1000 NTU HFSCIENTIFIC LOT# 90504 EXP: NOV 2010

Standard B 10.0 NTU HFSCIENTIFIC LOT# 90534 EXP: NOV 2010

Standard C 0.02 NTU HFSCIENTIFIC LOT# 90501 EXP: NOV 2010

DATE (yy/mm/dd)	TIME (hr/min)	STD (A, B, C)	STD VALUE	INSTRUMENT RESPONSE	% DEV	CALIBRATED (YES, NO)	TYPE (INIT, CONT)	SAMPLER INITIALS
10/12/13	1030	A	1000	AUTOCAL	-	YES	INIT	DSA
|	|	B	10.0	"	-	YES	INIT	DSA
|	|	C	0.02	"	-	YES	INIT	DSA
10/12/14	0700	A	1000	AUTOCAL	-	YES	CONT	DSA
|	|	B	10.0	"	-	YES	CONT	DSA
|	|	C	0.02	"	-	YES	CONT	DSA
10/12/15	0700	A	1000	AUTOCALIB	-	YES	CONT	DSA
|	|	B	10.0	"	-	YES	CONT	DSA
|	|	C	0.02	"	-	YES	CONT	DSA
10/12/16	0630	A	1000	AUTO CAL	-	YES	CONT	DSA
|	|	B	10.0	"	-	YES	CONT	DSA
|	|	C	0.02	"	-	YES	CONT	DSA
10/12/17	0615	A	1000	AUTO CAL	-	YES	CONT	DSA
|	|	B	10.0	"	-	YES	CONT	DSA
|	|	C	0.02	"	-	YES	CONT	DSA

Form FD 9000-8: FIELD INSTRUMENT CALIBRATION RECORDS

INSTRUMENT (MAKE/MODEL#) HANNA HI 9828 INSTRUMENT # 725490

PARAMETER: *[check only one]*

- ☐ TEMPERATURE
- ☐ CONDUCTIVITY
- ☐ SALINITY
- ☒ pH
- ☐ ORP
- ☐ TURBIDITY
- ☐ RESIDUAL Cl
- ☐ DO
- ☐ OTHER _____

STANDARDS: *[Specify the type(s) of standards used for calibration, the origin of the standards, the standard values, and the date the standards were prepared or purchased]*

Standard A HANNA CAL. SOLUTION 7.01 (std) EXP: 04/2013

Standard B HANNA CAL SOLUTION 4.01 (std) EXP: 04/2013

Standard C HANNA CAL SOLUTION 10.01 (std) EXP: 04/2013

DATE (yy/mm/dd)	TIME (hr:min)	STD (A, B, C)	STD VALUE	INSTRUMENT RESPONSE	% DEV.	CALIBRATED (YES, NO)	TYPE (INIT, CONT)	SAMPLER INITIALS
10/12/13	1030	A	7.01	AUTO CAL	–	YES	INIT	DSA
|	|	B	4.01	"	–	YES	INIT	DSA
		C	10.01	"	–	YES	INIT	DSA
10/12/14	0700	A	7.01	AUTO CALIB	–	YES	CONT	DSA
|		B	4.01	|	–	YES	CONT	DSA
		C	10.01		–	YES	CONT	DSA
10/12/15	0700	A	7.01	AUTO CAL	–	YES	CONT	DSA
|	|	B	4.01	|	–	YES	CONT	DSA
		C	10.01		–	YES	CONT	DSA
10/12/16	0630	A	7.01	AUTO CAL	–	YES	CONT	DSA
|	|	B	4.01	|	–	YES	CONT	DSA
		C	10.01		–	YES	CONT	DSA
10/12/17	0615	A	7.01	AUTO CAL	–	YES	CONT	DSA
|	|	B	4.01	"	–	YES	CONT	DSA
		C	10.01	"	–	YES	CONT	DSA

Form FD 9000-8: FIELD INSTRUMENT CALIBRATION RECORDS

INSTRUMENT (MAKE/MODEL#) HANNA HI 9828 INSTRUMENT # 725490

PARAMETER: *[check only one]*

☐ TEMPERATURE ☒ CONDUCTIVITY ☐ SALINITY ☐ pH ☐ ORP
☐ TURBIDITY ☐ RESIDUAL Cl ☐ DO ☐ OTHER _____

STANDARDS: *[Specify the type(s) of standards used for calibration, the origin of the standards, the standard values, and the date the standards were prepared or purchased]*

Standard A 84 µS/cm PINE ENVIRONMENTAL EXP: FEB 2011

Standard B 1413 µS/cm PINE ENVIRONMENTAL EXP: FEB 2011

Standard C _____

DATE (yy/mm/dd)	TIME (hr:min)	STD (A, B, C)	STD VALUE	INSTRUMENT RESPONSE	% DEV	CALIBRATED (YES, NO)	TYPE (INIT, CONT)	SAMPLER INITIALS
10/12/13	1030	A	84	AUTO CAL	-	YES	INIT	DSA
10/12/13	1030	B	1413	"	-	YES	INIT	DSA
10/12/14	0700	A	84	AUTO CALIB	-	YES	CONT	DSA
10/12/14	0700	B	1413	AUTO CALIB	-	YES	CONT	DSA
10/12/15	0700	A	84	AUTO CAL	-	YES	CONT	DSA
"	"	B	1413	"	-	YES	CONT	DSA
10/12/16	0630	A	84	AUTO CAL	-	YES	CONT	DSA
10/12/16	0630	B	1413	AUTO CAL	-	YES	CONT	DSA
10/12/17	0615	A	84	AUTO CAL	-	YES	CONT	DSA
10/12/17	0615	B	1413	AUTO CAL	-	YES	CONT	DSA

Form FD 9000-8: FIELD INSTRUMENT CALIBRATION RECORDS

INSTRUMENT (MAKE/MODEL#) HANNA HI9828 INSTRUMENT # 725490

PARAMETER: *[check only one]*

- ☐ TEMPERATURE
- ☐ CONDUCTIVITY
- ☐ SALINITY
- ☐ pH
- ☐ ORP
- ☐ TURBIDITY
- ☐ RESIDUAL Cl
- ☒ DO
- ☐ OTHER _____

STANDARDS: *[Specify the type(s) of standards used for calibration, the origin of the standards, the standard values, and the date the standards were prepared or purchased]*

Standard A SATURATED AIR

Standard B _____

Standard C _____

DATE (yy/mm/dd)	TIME (hr:min)	STD (A, B, C)	STD VALUE	INSTRUMENT RESPONSE	% DEV	CALIBRATED (YES, NO)	TYPE (INIT, CONT)	SAMPLER INITIALS
10/12/13	1030	A	8.727	8.66	0.07	YES	INIT	DSA
10/12/14	0700	A	8.677	8.57	0.11	YES	CONT	DSA
10/12/15	0700	A	8.562	8.50	0.06	YES	CONT	DSA
10/12/16	0630	A	8.644	8.52	0.12	YES	CONT	DSA
10/12/17	0615	A	8.812	8.78	0.03	YES	CONT	DSA

Table FS 2200-2
Dissolved Oxygen Saturation

TEMP	D.O.	mg/L	TEMP	D.O.	mg/L	TEMP	D.O.	mg/L	TEMP	D.O.	mg/L
deg C	SAT.	20%	deg C	SAT.	20%	deg C	SAT.	20%	deg C	SAT.	20%
15.0	10.084	2.017	19.0	9.276	1.855	23.0	8.578	1.716	27.0	7.968	1.594
15.1	10.062	2.012	19.1	9.258	1.852	23.1	8.562	1.712	27.1	7.954	1.591
15.2	10.040	2.008	19.2	9.239	1.848	23.2	8.546	1.709	27.2	7.940	1.588
15.3	10.019	2.004	19.3	9.220	1.844	23.3	8.530	1.706	27.3	7.926	1.585
15.4	9.997	1.999	19.4	9.202	1.840	23.4	8.514	1.703	27.4	7.912	1.582
15.5	9.976	1.995	19.5	9.184	1.837	23.5	8.498	1.700	27.5	7.898	1.580
15.6	9.955	1.991	19.6	9.165	1.833	23.6	8.482	1.696	27.6	7.884	1.577
15.7	9.934	1.987	19.7	9.147	1.829	23.7	8.466	1.693	27.7	7.870	1.574
15.8	9.912	1.982	19.8	9.129	1.826	23.8	8.450	1.690	27.8	7.856	1.571
15.9	9.891	1.978	19.9	9.111	1.822	23.9	8.434	1.687	27.9	7.842	1.568
16.0	9.870	1.974	20.0	9.092	1.818	24.0	8.418	1.684	28.0	7.828	1.566
16.1	9.849	1.970	20.1	9.074	1.815	24.1	8.403	1.681	28.1	7.814	1.563
16.2	9.829	1.966	20.2	9.056	1.811	24.2	8.387	1.677	28.2	7.800	1.560
16.3	9.808	1.962	20.3	9.039	1.808	24.3	8.371	1.674	28.3	7.786	1.557
16.4	9.787	1.957	20.4	9.021	1.804	24.4	8.356	1.671	28.4	7.773	1.555
16.5	9.767	1.953	20.5	9.003	1.801	24.5	8.340	1.668	28.5	7.759	1.552
16.6	9.746	1.949	20.6	8.985	1.797	24.6	8.325	1.665	28.6	7.745	1.549
16.7	9.726	1.945	20.7	8.968	1.794	24.7	8.309	1.662	28.7	7.732	1.546
16.8	9.705	1.941	20.8	8.950	1.790	24.8	8.294	1.659	28.8	7.718	1.544
16.9	9.685	1.937	20.9	8.932	1.786	24.9	8.279	1.656	28.9	7.705	1.541
17.0	9.665	1.933	21.0	8.915	1.783	25.0	8.263	1.653	29.0	7.691	1.538
17.1	9.645	1.929	21.1	8.898	1.780	25.1	8.248	1.650	29.1	7.678	1.536
17.2	9.625	1.925	21.2	8.880	1.776	25.2	8.233	1.647	29.2	7.664	1.533
17.3	9.605	1.921	21.3	8.863	1.773	25.3	8.218	1.644	29.3	7.651	1.530
17.4	9.585	1.917	21.4	8.846	1.769	25.4	8.203	1.641	29.4	7.638	1.528
17.5	9.565	1.913	21.5	8.829	1.766	25.5	8.188	1.638	29.5	7.625	1.525
17.6	9.545	1.909	21.6	8.812	1.762	25.6	8.173	1.635	29.6	7.611	1.522
17.7	9.526	1.905	21.7	8.794	1.759	25.7	8.158	1.632	29.7	7.598	1.520
17.8	9.506	1.901	21.8	8.777	1.755	25.8	8.143	1.629	29.8	7.585	1.517
17.9	9.486	1.897	21.9	8.761	1.752	25.9	8.128	1.626	29.9	7.572	1.514
18.0	9.467	1.893	22.0	8.744	1.749	26.0	8.114	1.623	30.0	7.559	1.512
18.1	9.448	1.890	22.1	8.727	1.745	26.1	8.099	1.620	30.1	7.546	1.509
18.2	9.428	1.886	22.2	8.710	1.742	26.2	8.084	1.617	30.2	7.533	1.507
18.3	9.409	1.882	22.3	8.693	1.739	26.3	8.070	1.614	30.3	7.520	1.504
18.4	9.390	1.878	22.4	8.677	1.735	26.4	8.055	1.611	30.4	7.507	1.501
18.5	9.371	1.874	22.5	8.660	1.732	26.5	8.040	1.608	30.5	7.494	1.499
18.6	9.352	1.870	22.6	8.644	1.729	26.6	8.026	1.605	30.6	7.481	1.496
18.7	9.333	1.867	22.7	8.627	1.725	26.7	8.012	1.602	30.7	7.468	1.494
18.8	9.314	1.863	22.8	8.611	1.722	26.8	7.997	1.599	30.8	7.456	1.491
18.9	9.295	1.859	22.9	8.595	1.719	26.9	7.983	1.597	30.9	7.443	1.489

Derived using the formula in Standard Methods for the Examination of Water and Wastewater, Page 4-101, 18th Edition, 1992

APPENDIX B

COMPACT DISK CONTAINING REPORT IN .PDF FORMAT AND ADaPT FILE