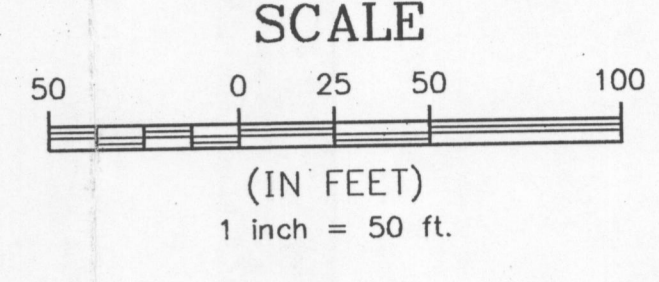

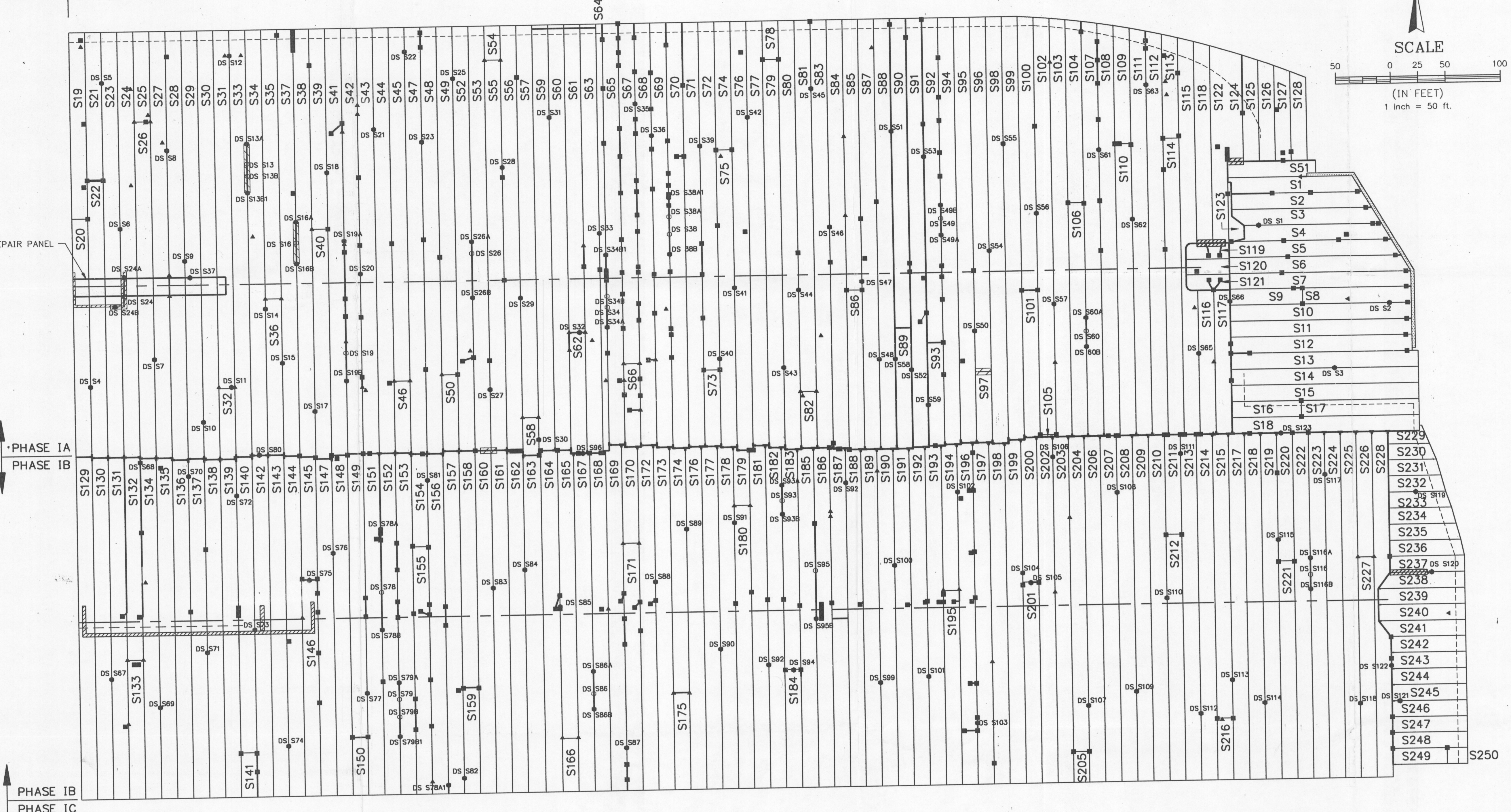


PHASE II PHASE I

PHASE IA PHASE IB

PHASE IB PHASE IC



LEGEND

- S18 SECONDARY GEOMEMBRANE PANEL NUMBER
- DS 24 PASSED DESTRUCTIVE SEAM SAMPLE
- DS 37 FAILED DESTRUCTIVE SEAM SAMPLE
- ▲ EXTRUSION WELD REPAIR LOCATION
- PATCH REPAIR LOCATION
- EXTRUDED SEAM
- FUSION SEAM
- LEACHATE COLLECTION PIPE
- ⊕ OF ANCHOR TRENCH
- CONTAINMENT/RETAINING WALL

GeoSYNTEC
CONSULTANTS
Boynton Beach, Florida

11 May 1992
DATE



REV.	DATE	DESCRIPTION	DRN BY	APP BY
DATE	5-9-92	PROJECT NO. F02000	SCALE: 1"=50'	
DES BY	-	PROJECT:	TRAIL RIDGE LANDFILL	
DRN BY	SLB	DATE	5-5-92	
CHK BY	HMT	SHEET TITLE:		
REV BY	DAS	SECONDARY GEOMEMBRANE PANEL		
APP BY	AK	LAYOUT AND SEAM REPAIR LOCATION		

THIS RECORD DRAWING IS A GRAPHIC REPRESENTATION OF THE SECONDARY HDPE GEOMEMBRANE PANEL PLACEMENT AND DESTRUCTIVE SEAM SAMPLE LOCATIONS. FOR TRUE LENGTH OF THE HDPE GEOMEMBRANE PANELS, SEAMS, AND SAMPLE LOCATIONS, REFER TO APPENDICES OF GEOSYNTec CONSULTANTS CQA FINAL REPORT DATED MAY 1992.

Trail Ridge Landfill, Inc.
SHEET 1 OF 3
DRAWING NO. 1