NOTE: ALL EXPOSED PIPE SHALL BE HDPE SDR-11 AND PIPE SUPPORTS SHALL BE AS PER MANUFACTURES RECOMMENDATIONS.

NOTE: TANKS #1-5 ARE FOR PRIMARY LEACHATE COLLECTION, TANK #6 IS FOR SECONDARY LEACHATE COLLECTION STORAGE.

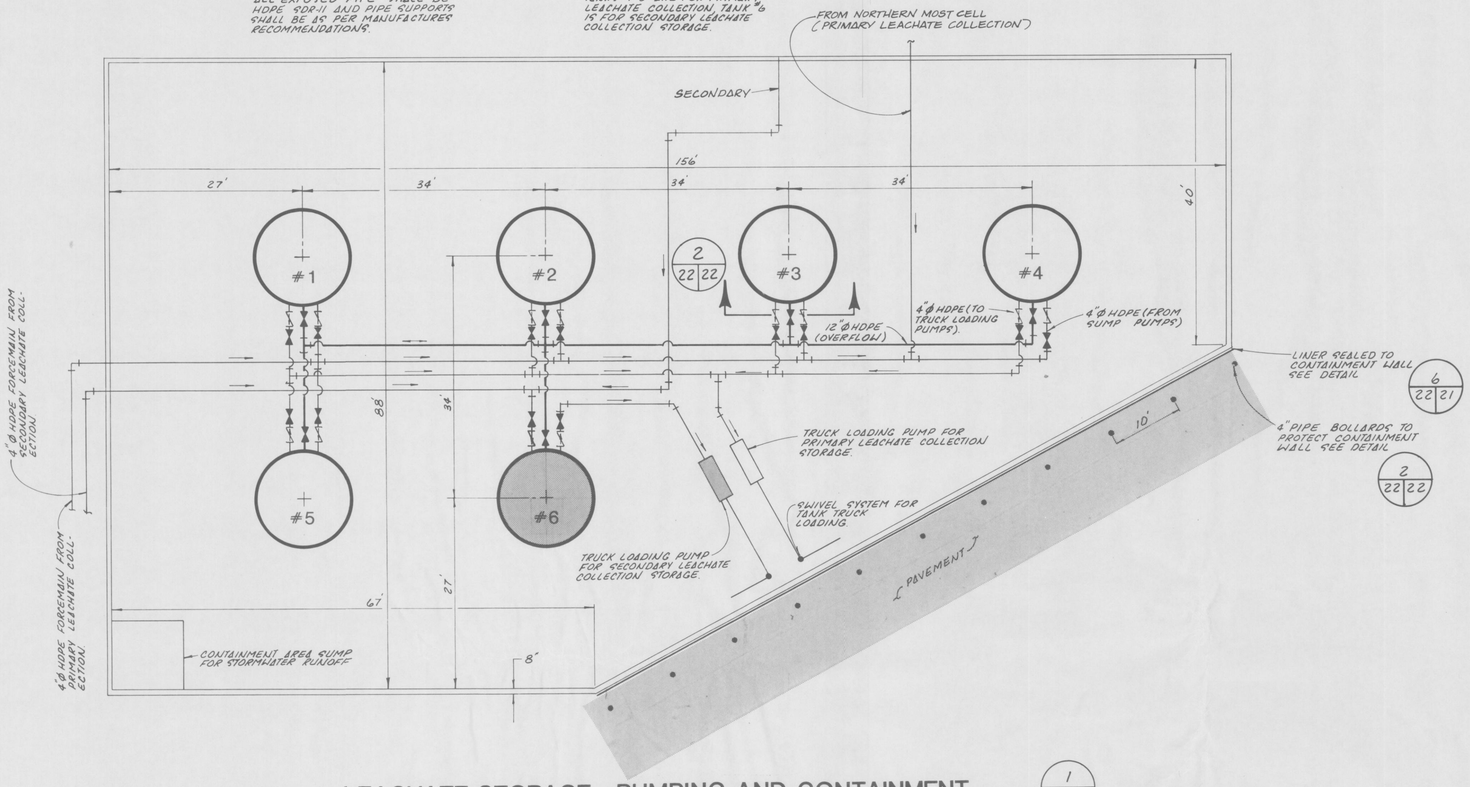

LEACHATE STORAGE , PUMPING AND CONTAINMENT

1 / 21 22

SCALE: 1" = 10'

LEGEND

SPRING LEVERED CHECK VALVE

GATE VALVE

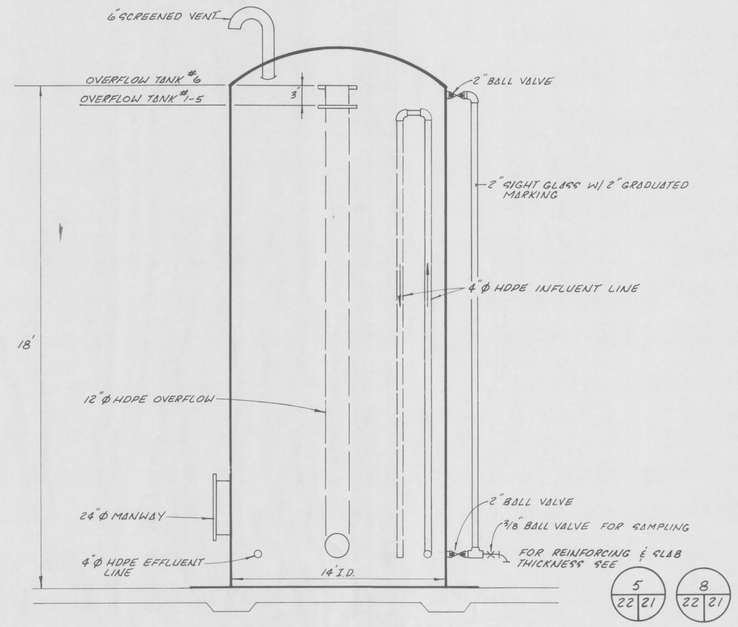

LEACHATE STORAGE TANKS

NTS

2 / 22 22

NOTE: TANKS SHALL BE MARKED WITH 12" HIGH NUMERALS AS INDICATED.

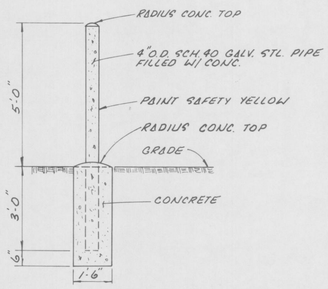

BOLLARD DETAIL

N.T.S.

2 / 22 22 / 21

REVISIONS

ENG PROJ NO 89-113-8

DRAWN BY RNH

CHECKED BY RSF

DATE JUNE 11, 1990

LEACHATE COLLECTION AREA DETAILS

TRAIL RIDGE LANDFILL

England-Thims & Miller, Inc.

Consulting & Design Engineers

JACKSONVILLE, FLORIDA

DRAWING NO

22

NOT RELEASED FOR CONSTRUCTION BY

PROJ. NO. 89-113-8