Environmental Consultants
and Contractors

4041 Park Oaks Blvd.
Suite 100
Tampa, FL 33610-9501

813 621-0080
FAX 813 623-6757
www.scsengineers.com

SCS ENGINEERS

February 17, 2012
File No. 09211049.02

Ms. Gloria Jean DePradine
Compliance Engineer
3319 Maguire Blvd.
Suite 232
Orlando, Florida 32803

Subject: Fall 2011, Tomoka Farms Road Landfill, Semi-Annual Monitoring, FDEP Permit Number SO64-0078767-023

Dear Ms. DePradine:

SCS Engineers (SCS) has reviewed the analytical report for the second semi-annual sampling event of 2011 (Fall 2011 sampling event) for the Tomoka Farms Road Landfill (TFRLF). The Fall 2011 sampling event consisted of groundwater and surface water sampling and the collection of groundwater and surface water elevation measurements. A site map showing groundwater monitoring wells and the surface water and leachate sampling locations is provided on Figure 1 in Attachment 1.

## SEMI-ANNUAL MONITORING EVENT SUMMARY

During the Fall 2011 sampling event, field activities included the collection of a complete round of water levels during a one day period, sample collection for all sampling locations outlined in the approved Monitoring Plan Implementation Schedule (MPIS), and the associated quality assurance/quality control (QA/QC) samples. Samples were collected from November 7, 2011, through November 18, 2011, by Pace Analytical Services, Inc., (Pace) under contract with Volusia County (County). After sample collection, the groundwater analytical results were evaluated against the primary and secondary drinking water standards (PDWS and SDWS, respectively) listed in Chapter 62-550, Florida Administrative Code (F.A.C.) and the Groundwater Cleanup Target Levels (GCTLs) listed in Chapter 62-777, F.A.C. Surface water samples were evaluated against the surface water criteria listed in Chapter 62-302.530, F.A.C.

Below is a summary and discussion of the potentiometric elevations across the site, the groundwater, surface water, and leachate analytical results, and recommendations and conclusions based on the Fall 2011 sampling event.

## POTENTIOMETRIC ELEVATIONS

Groundwater level measurements and staff gage readings for the surface water sampling locations were collected by Pace, on November 7, 2011. All groundwater monitoring wells and

surface water locations were measured except for surface water location SW-3, and SW-4, which were dry. A site map and monitoring locations are included on Figure 1 in Attachment 1.

The groundwater and surface water elevations, based on the November 7, 2011, water level measurements, are shown in Tables 1 and 2 in Attachment 2, respectively. The groundwater potentiometric maps for aquifer Zones 1-2 and 4 are included as Figures 2 and 3 in Attachment 1, respectively. The groundwater potentiometric maps indicate a northeasterly groundwater flow direction in aquifer Zone 1-2 and Zone 4 across the TFRLF. These groundwater flow directions across the site are similar to historical groundwater flow determinations.

In general accordance with the MPIS, the surficial aquifer groundwater elevation contour map incorporates adjacent and on-site surface water elevations, where appropriate. In accordance with previous recommendations that elevations for the closed water bodies at the site be noted on the figure, but not included in the contouring of the groundwater, Figure 2 in Attachment 1 was constructed. This figure includes surface water elevations next to the sampling point for SW-2, SW-4, SW-5, SW-11, and SW-12. The elevations were for information purposes only and were not included in the potentiometric mapping. However, surface water locations and elevations for SW-1 and SW-3 were included into the groundwater contouring as they are open surface water sampling points. These surface water level data were consistent with the trends in groundwater level data indicated by the potentiometric mapping.

Also according to the MPIS, semi-annual staff gage readings for the north and south leachate ponds are recorded and included in the monitoring report**.** Water levels in each pond are to be recorded as close as possible to within six inches (the current staff gages are marked at one foot intervals)[1]. Each pond is double lined with a leak detection layer that is monitored in accordance with the Leachate Basin Operation Plan approved by the Florida Department of Environmental Protection (FDEP) in July 1999. The leachate staff gage readings for the Fall 2011 sampling event for the north and south ponds were not legible. Volusia County is in the process of repairing the staff gage. Staff gage readings for the north and south leachate ponds will be included in the next semi-annual monitoring report.

## Quality Control Review of Analytical Data

SCS reviewed the laboratory quality control (QC) reports associated with each analytical report and field QC samples. Samples for the TFRLF were received by the laboratory between November 7 and 18, 2011. Method blanks, laboratory control samples, duplicate samples, and matrix spike/matrix spike duplicates were found within recommended laboratory guidelines. Parameters detected in equipment blanks include acetone and xylene (total). No parameters were detected in the trip blanks.

[1] This was agreed upon by Volusia County and the FDEP in a telephone conversation and confirmed in an email dated November 5, 2009.

## Groundwater Quality Data

Groundwater exceedances above the PDWS, SDWS, and GCTL standards reported for this sampling event include ammonia, arsenic, benzene, chloride, iron, sodium, sulfate, total dissolved solids (TDS), pH, and vinyl chloride. A summary of the detected groundwater parameters and exceedances for Zone 1-2, Zones 4 and 6, and the Floridan aquifer are included in Tables 3, 4, and 5 in Attachment 2, respectively. The full laboratory analytical results and field sampling logs provided by Pace are included in Attachment 3. A summary of the exceedances by parameter is below:

### Ammonia

Ammonia concentrations exceeding the GCTL of 2.8 milligrams per liter (mg/L) were detected in compliance wells B-34-2 (7.6 mg/L), B-61R (22.5 mg/L), and B62-2R (20.4 mg/L) in Zone 1-2. Ammonia concentration exceedances in Zone 4 were found in compliance wells B-1B (11.9 mg/L), B41-1 (82.7 mg/L), and B62-1R (105 mg/L) and in the background well B2 (3 mg/L). Ammonia did not exceed the GCTL in the Floridan aquifer.

The ammonia detection at B-34-2 is a first time exceedance. This well will be evaluated in subsequent monitoring events to determine if this is a trend or if it is an outlier. The ammonia exceedances listed above (with the exception of B-34-2), have historically exceeded the GCTL at the TFRLF and have initiated evaluation monitoring for ammonia under the direction of the October 26, 2009, FDEP letter. Therefore, no further action is recommended at this time.

### Arsenic

Arsenic concentrations exceeding the PDWS of 10 micrograms per liter (µg/L) were detected in detection wells B34-2 (12.5 µg/L) and B75 (18.9 µg/L), in Zone 1-2. Arsenic was not detected above the practical quantitation limits (PQL) in Zone 4 wells or the Floridan aquifer during the Fall 2011 monitoring event. In the FDEP's October 26, 2009 letter, the FDEP indicated that semi-annual monitoring for arsenic was sufficient at that time because, the arsenic exceedances have been sporadic at the site, and the source may not be the waste disposed in the landfill. Therefore, no additional action is recommended at this time.

The arsenic detection at B-34-2 is a first time exceedance. This well will be evaluated in subsequent monitoring events to determine if this is a trend or if it is an outlier.

### Benzene

Benzene concentrations exceeding the PDWS of 1.0 µg/L were detected in the detection groundwater monitoring well B75 (2.5 µg/L) in Zone 1-2, background monitoring well B-36 (2.6 µg/L) in Zone 4, and in compliance wells B37-1 (12.1 µg/L), B41-1 (2.1 µg/L), B43-1 (1.4 µg/L), and B45-1 (13 µg/L) in Zone 4. Benzene was not detected above the PDWS in the Floridan aquifer.

Benzene in the vicinity of the background well B-36 and compliance well B37-1 currently is being monitored under the semi-annual B5/B37 monitoring program and the B5 remediation activities approved under the Limited Scope Remedial Action Plan (LRAP) Approval Order dated March 19, 2009. The other benzene exceedance at wells B41-1, B43-1, B45-1, and B45-2 have historically exceeded the PDWS at the TFRLF. Evaluation monitoring for benzene in these areas have been initiated by the County.

The benzene detection at B-75 is a first time exceedance. This well will be evaluated in subsequent monitoring events to determine if this is a trend or if it is an outlier.

### Iron

Iron concentrations exceeding the SDWS of 300 µg/L were detected in groundwater monitoring wells in Zone 1-2, Zone 4, and the Florida aquifer, with the exception of compliance well B66 and detection well B74 in Zone 1-2. Historical groundwater quality data indicate elevated iron concentrations in wells are typical groundwater conditions at TFRLF.

### pH

The pH concentrations outside of the SDWS pH range of 6.5-8.5 S.U. were detected in a total of 27 wells in Zone 1-2 and Zone 4. pH was detected within the SDWS range for pH in the Floridan aquifer. Historical pH concentrations at the TFRLF are outside the SDWS range for pH.

### Sodium

Sodium concentrations exceeding the PDWS of 160 mg/L were detected in compliance well B33-2 (170 mg/L) in Zone 1-2 and compliance wells B37-1 (236 mg/L), B41-1 (168 mg/L), B45-1 (207 mg/L), and B62-1R (223 mg/L) in Zone 4. These wells have historically exceeded sodium at the TFRLF. Sodium did not exceed the PDWS in the Floridan aquifer. In a letter dated October 26, 2009, the FDEP indicated that implementation of evaluation monitoring for sodium is not required. Therefore, no additional action is recommended at this time.

### Sulfate

Sulfate concentrations exceeding the SDWS of 250 mg/L were detected in background well B2 (308 mg/L) and compliance well B42-1 (280 mg/L). Historically the compliance well B41-2 has exceeded the SDWS. Because background well B2 is hydraulically up gradient from the landfill, sulfate exceedances may not be due to the landfill. Sulfate was not detected above the SDWS in Zone 1-2 or the Floridan aquifer at the TFRLF.

### TDS

TDS concentrations exceeding the SDWS of 500 mg/L were detected in a total of 23 wells in Zone 1-2 and Zone 4. TDS was not detected above the SDWS in the Floridan aquifer. TDS exceedances have historically exceeded the SDWS at the TFRLF.

### Vinyl Chloride

Vinyl chloride was not detected above the PDWS in Zone 1-2, Zone 4, or the Floridan aquifer. Compliance well B5 has historically exceeded vinyl chloride at the TFRLF. Vinyl chloride in the vicinity of the compliance wells B-5 currently is being remediated under the LRAP.

### Surface Water Quality Data

Surface water quality data collected on May 10, 2011, by Pace for seven surface water sampling locations: SW-1, SW-2, SW-3, SW-4, SW-5, SW-11, and SW-12. Surface water exceedances above the standards in Chapter 62-302.530 of the F.A.C. for Predominantly Fresh Water for this sampling event include pH at surface water locations SW-1, SW-3, and SW-5, and dissolved oxygen at SW-3 and SW-4. These parameters will continue to be monitored in the surface waters at the site. A summary of the detected surface water parameters and exceedances is included in Table 6 in Attachment 2.

### Leachate Quality Data

A summary of detectable parameters for the leachate water quality data collected on November 18, 2011 by Pace are shown in Table 7 in Attachment 2. Detections of leachate quality data are provided in Table 7, Attachment 2. No constituents were detected in concentrations above toxicity concentrations listed in 40 Code of Federal Regulations (CFR) Part 261.24, Table 1, during the Fall 2011 sampling event.

## CONCLUSIONS AND RECOMMENDATIONS

The findings from the Fall 2011 sampling event indicate a similar northeasterly groundwater flow direction and parameter exceedances above the groundwater and surface water standards at the site as compared with historical data. Groundwater parameter exceedances included ammonia, arsenic, benzene, chloride, iron, sodium, sulfate, total dissolved solids (TDS), and pH. Surface water parameters detected during the Fall 2011 sampling event include pH and dissolved oxygen. Exceedances found in the groundwater and surface water samples are consistent with historical data with the exception of the few parameters noted above.

Currently, the TFRLF is performing B5/B37 area semi-annual monitoring, B5 area remediation, and evaluation monitoring. Based on the parameter detections and exceedances during the Fall 2011 sampling event, historical concentrations, and the ongoing monitoring and remediation at the site, no further evaluation monitoring or corrective actions are recommended at this time.

The compact disk (CD) located in Attachment 4 contains the electronic version of the monitoring report and the FDEP Automated Data Processing Tool (ADaPT) files required for submittal in accordance with the “Requirement for submitting electronic water quality data to the FDEP Central District Solid Waste Program,” dated June 8, 2009.

Please contact us with any questions or comments regarding this correspondence.

Sincerely,

Ken E. Guilbeault, LEP
Project Manager

Joseph Mizerany, P.G.
Project Director
SCS ENGINEERS

KEG/JEM: acl

cc: Jennifer Stirk - Volusia County Solid Waste

Attachments

# ATTACHMENT 1

# FIGURES

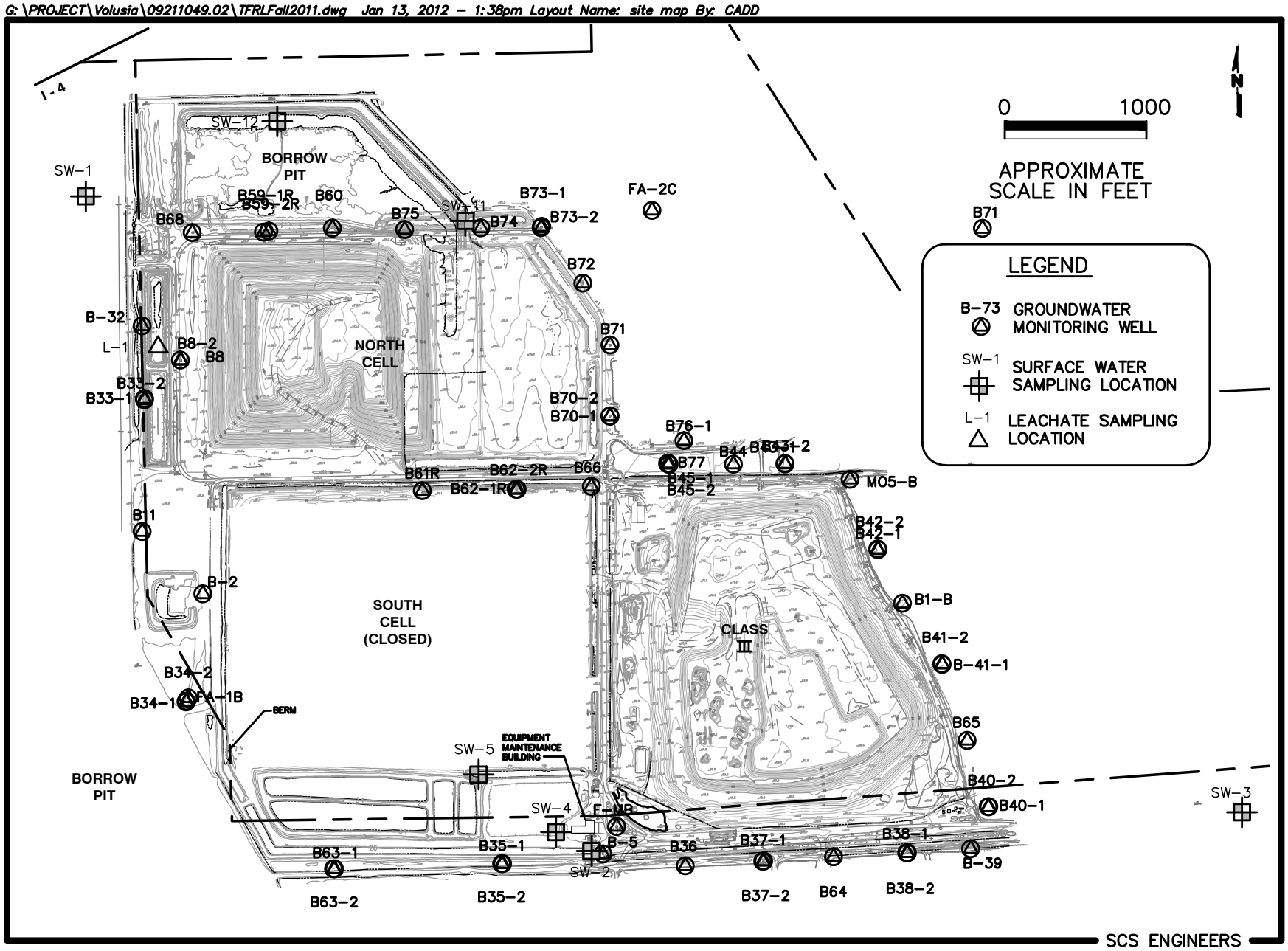


Figure 1. Site Map, Tomoka Farms Road Landfill

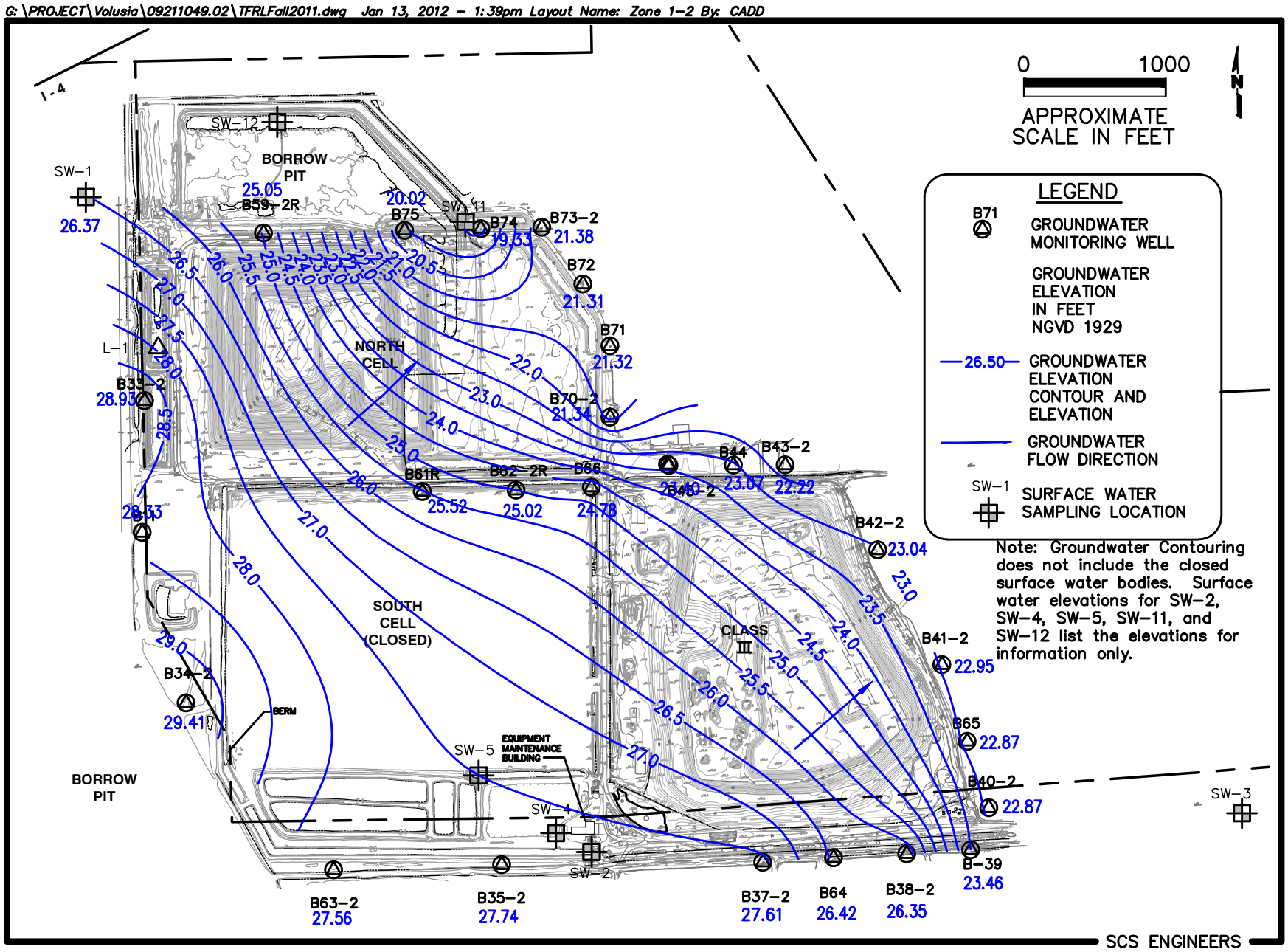


Figure 2. Groundwater Elevation Contour Map, Aquifer Zone 1–2
Tomoka Farms Road Landfill, November 7, 2011

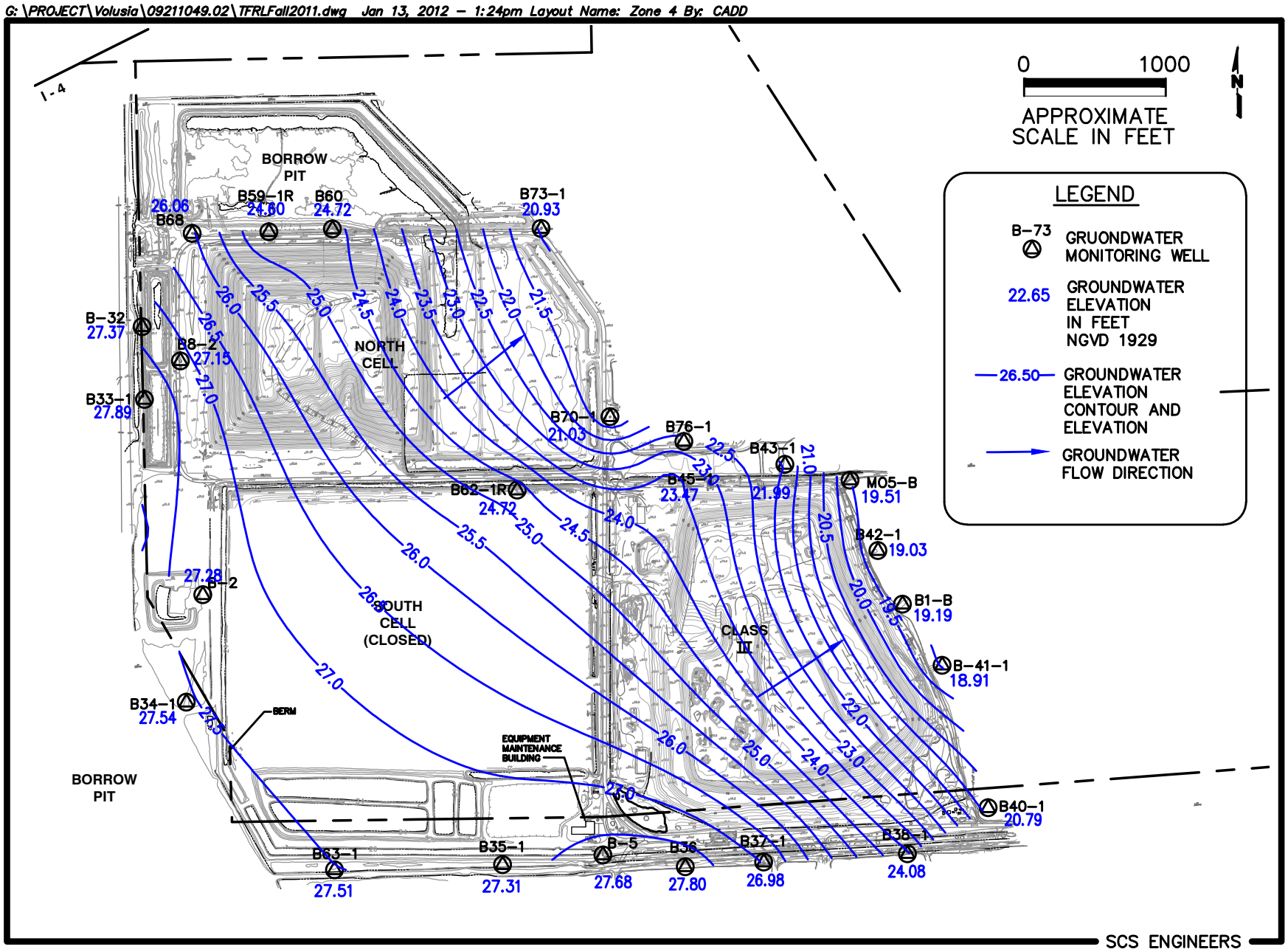


Figure 3. Groundwater Elevation Contour Map, Aquifer Zone 4

Tomoka Farms Road Landfill, November 7, 2011

# ATTACHMENT 2

# TABLES

**Table 1. Groundwater Elevations, November 7, 2011**
**Tomoka Farms Road, Volusia County, Florida**

| Well ID | Top of Casing Elevation (feet) | Depth To Water (feet btoc) | Groundwater Elevation (feet, NGVD) |
|---|---|---|---|
| **Zone 1 & 2** | | | |
| B11 | 32.95 | 4.62 | 28.33 |
| B33-2 | 32.97 | 4.04 | 28.93 |
| B34-2 | 31.20 | 1.79 | 29.41 |
| B35-2 | 29.34 | 1.60 | 27.74 |
| B37-2 | 28.76 | 1.15 | 27.61 |
| B38-2 | 28.12 | 1.77 | 26.35 |
| B-39 | 29.09 | 5.63 | 23.46 |
| B40-2 | 27.67 | 4.80 | 22.87 |
| B41-2 | 29.27 | 6.32 | 22.95 |
| B42-2 | 28.47 | 5.43 | 23.04 |
| B43-2 | 28.23 | 6.01 | 22.22 |
| B44 | 30.03 | 6.96 | 23.07 |
| B45-2 | 30.35 | 6.95 | 23.40 |
| B59-2R | 33.12 | 8.07 | 25.05 |
| B61R | 39.42 | 13.90 | 25.52 |
| B62-2R | 39.36 | 14.34 | 25.02 |
| B63-2 | 30.38 | 2.82 | 27.56 |
| B64 | 28.22 | 1.80 | 26.42 |
| B65 | 27.97 | 5.10 | 22.87 |
| B66 | 31.26 | 6.48 | 24.78 |
| B70-2 | 31.51 | 10.17 | 21.34 |
| B71 | 30.75 | 9.43 | 21.32 |
| B72 | 28.93 | 7.62 | 21.31 |
| B73-2 | 28.95 | 7.57 | 21.38 |
| B74 | 33.78 | 14.45 | 19.33 |
| B75 | 31.62 | 11.60 | 20.02 |
| **Zone 4** | | | |
| B1-B | 28.78 | 9.59 | 19.19 |
| B-2 | 34.53 | 7.25 | 27.28 |
| B-5 | 32.59 | 4.91 | 27.68 |
| B8-2 | 33.37 | 6.22 | 27.15 |
| B-32 | 30.92 | 3.55 | 27.37 |
| B33-1 | 34.69 | 6.80 | 27.89 |
| B34-1 | 31.19 | 3.65 | 27.54 |
| B35-1 | 29.26 | 1.95 | 27.31 |
| B-36 | 29.33 | 1.53 | 27.80 |
| B37-1 | 28.63 | 1.65 | 26.98 |
| B38-1 | 28.24 | 4.16 | 24.08 |
| B40-1 | 27.77 | 6.98 | 20.79 |
| B41-1 | 29.16 | 10.25 | 18.91 |
| B42-1 | 28.30 | 9.27 | 19.03 |
| B43-1 | 28.09 | 6.10 | 21.99 |
| B45-1 | 30.28 | 6.81 | 23.47 |
| B59-1R | 32.44 | 7.84 | 24.60 |
| B60 | 32.95 | 8.23 | 24.72 |
| B62-1R | 38.97 | 14.25 | 24.72 |
| B63-1 | 30.03 | 2.52 | 27.51 |
| B68 | 32.98 | 6.92 | 26.06 |
| B70-1 | 31.03 | 10.00 | 21.03 |
| B73-1 | 29.20 | 8.27 | 20.93 |
| M05-B | 29.80 | 10.29 | 19.51 |
| **Zone 6** | | | |
| B8 | 33.53 | 14.12 | 19.41 |
| **Floridan Aquifer** | | | |
| FA-1B | 32.22 | 13.78 | 18.44 |
| FA-2C | 28.10 | 13.59 | 14.51 |
| F-MB | n/a | 16.30 | n/a |

**Notes:**

btoc = Below Top of Casing

NGVD = National Geodetic Vertical Datum of 1929

**Table 2. Surface Water Elevations, November 7, 2011**
**Tomoka Farms Road, Volusia County, Florida**

| Surface Water & Leachate Location | Staff Gage Reference Elevation (NGVD) | Staff Gage Reading (feet) | Surface Water Elevation (NGVD) |
|---|---|---|---|
| SW-1 | 21.59 | 4.78 | 26.37 |
| SW-2 | 23.78 | 2.9 | 26.68 |
| SW-3 | 20.71 | 1.94 | 22.65 |
| SW-4 | 25.54 | 1.18 | 26.72 |
| SW-5 | 21.61 | n/a | NC |
| SW-11 | 15.71 | 2.5 | 18.21 |
| SW-12 | 22.29 | n/a | NC |
| North Leachate Pond | n/a | NM | n/a |
| South Leachate Pond | n/a | NM | n/a |

**Notes:**

NGVD = National Geodetic Vertical Datum of 1929

n/a = not available (In a phone conversation with the FDEP on November 5, 2009, the County and the FDEP agreed that the County would record the level in each pond as close as possible to within six inches, aknowledging the fact that the staff gauges are not surveyed to a nationally recognized vertical datum).
NM = Not measured. Staff gage reading was not legible.
NC = Not Calculated; sampling point was dry at the time of the reading.

**Table 3. TFRLF Summary of Detected Parameters, Zone 1-2 Wells**
**Tomoka Farms Road, Volusia County, Florida**
**Fall 2011**

| Parameter | MCL | Standard | Units | B11 | B33-2 | B34-2 | B35-2 | B37-2 | B38-2 | B39 | B40-2 | B41-2 | B42-2 | B43-2 | B44 | B45-2 | B59-2R | B61R | B62-2R | B63-2 | B64 | B65 | B66 | B70-2 | B71 | B72 | B73-2 | B74 | B75 |
|---|---|---|---|---|---|---|---|---|---|---|---|---|---|---|---|---|---|---|---|---|---|---|---|---|---|---|---|---|---|
| | | | | BG | CO | BG | BG | CO | CO | CO | CO | CO | CO | CO | CO | CO | CO | CO | CO | CO | CO | CO | CO | DE | DE | DE | DE | DE | DE |
| **Volitile Organics** | | | | | | | | | | | | | | | | | | | | | | | | | | | | | |
| 1,1-Dichloroethane | 70 | GCTL | ug/L | 0.5 **U** | 0.5 **U** | 0.5 **U** | 0.5 **U** | 0.5 **U** | 0.5 **U** | 0.5 **U** | 0.5 **U** | 0.5 **U** | 0.5 **U** | 0.5 **U** | 0.5 **U** | 0.5 **U** | 0.5 **U** | 0.5 **U** | 0.5 **U** | 0.5 **U** | 0.5 **U** | 0.5 **U** | 0.5 **U** | 0.5 **U** | 0.5 **U** | 0.5 **U** | 0.5 **U** | 0.5 **U** | 0.85 **I** |
| Benzene | 1 | PDWS | ug/L | 0.5 **U** | 0.5 **U** | 0.5 **U** | 0.5 **U** | 0.5 **U** | 0.5 **U** | 0.5 **U** | 0.5 **U** | 0.5 **U** | 0.5 **U** | 0.5 **U** | 0.5 **U** | 0.5 **U** | 0.5 **U** | 0.5 **U** | 0.5 **U** | 0.5 **U** | 0.5 **U** | 0.5 **U** | 0.5 **U** | 0.5 **U** | 0.5 **U** | 0.5 **U** | 0.5 **U** | 0.5 **U** | 2.5 |
| Di-n-butylphthalate | 700 | GCTL | µg/L | ---- | ---- | ---- | ---- | ---- | ---- | ---- | ---- | ---- | ---- | ---- | ---- | 0.20 **I** | ---- | ---- | ---- | ---- | ---- | ---- | ---- | ---- | ---- | ---- | ---- | ---- | ---- |
| Toluene | 40 | SDWS | µg/L | 0.5 **U** | 0.5 **U** | 0.75 **I** | 6 | 0.5 **U** | 0.5 **U** | 0.5 **U** | 0.5 **U** | 0.5 **U** | 0.5 **U** | 0.5 **U** | 0.5 **U** | 0.5 **U** | 0.5 **U** | 0.5 **U** | 0.5 **U** | 0.5 **U** | 0.5 **U** | 0.5 **U** | 0.5 **U** | 0.5 **U** | 0.5 **U** | 0.5 **U** | 0.5 **U** | 0.5 **U** | 0.5 **U** |
| Vinyl chloride | 1 | PDWS | µg/L | 0.5 **U** | 0.5 **U** | 0.5 **U** | 0.5 **U** | 0.5 **U** | 0.5 **U** | 0.5 **U** | 0.5 **U** | 0.5 **U** | 0.5 **U** | 0.5 **U** | 0.5 **UJ** | 0.5 **U** | 0.5 **U** | 0.5 **U** | 0.5 **U** | 0.5 **U** | 0.5 **U** | 0.5 **U** | 0.5 **U** | 0.5 **U** | 0.5 **U** | 0.5 **U** | 0.5 **U** | 0.5 **U** | 0.64 **I** |
| Xylene (Total) | 20 | SDWS | µg/L | 0.5 **U** | 0.5 **U** | 0.5 **U** | 0.5 **U** | 0.5 **U** | 0.5 **U** | 0.5 **U** | 0.5 **U** | 0.5 **U** | 0.5 **U** | 0.73 **I** | 0.5 **U** | 0.5 **U** | 0.5 **U** | 0.5 **U** | 1.4 | 0.5 **U** | 0.5 **U** | 0.5 **U** | 0.75 **I** | 0.5 **U** | 0.5 **U** | 0.5 **U** | 0.5 **U** | 0.5 **U** | 0.5 **U** |
| **Metals** | | | | | | | | | | | | | | | | | | | | | | | | | | | | | |
| Antimony | 6 | PDWS | µg/L | 0.5 **U** | 0.5 **U** | 0.5 **U** | 0.5 **U** | 0.5 **U** | 0.5 **U** | 0.5 **U** | 0.5 **U** | 0.5 **U** | 0.5 **U** | 0.5 **U** | 0.5 **U** | 0.5 **U** | 0.5 **U** | 0.5 **U** | 0.5 **U** | 0.5 **U** | 0.5 **U** | 0.5 **U** | 0.67 **I** | 0.5 **U** | 0.5 **U** | 0.5 **U** | 0.5 **U** | 0.5 **U** | 0.5 **U** |
| Arsenic | 10 | PDWS | µg/L | 5 **U** | 7.5 **I** | 12.5 | 5 **U** | 6.6 **I** | 5 **U** | 5 **U** | 5 **U** | 5 **U** | 5 **U** | 5 **U** | 5 **U** | 5 **U** | 5 **U** | 5 **U** | 5 **U** | 5 **U** | 5 **U** | 5 **U** | 5 **U** | 5 **U** | 5 **U** | 5 **U** | 5 **U** | 5 **U** | 18.9 |
| Barium | 2000 | PDWS | µg/L | 51 | 82 | 77.2 | 32.7 | 24.4 | 17.2 | 28.4 | 46.1 | 67.3 | 50.8 | 18.4 | 43.2 | 35.2 | 91.2 | 181 | 107 | 57.3 | 93.6 | 55.7 | 25.8 | 40.6 | 25 | 50.4 | 27.1 | 7.7 **I** | 92.3 |
| Cadmium | 5 | PDWS | ug/L | 0.5 **U** | 0.5 **U** | 0.5 **U** | 0.5 **U** | 0.5 **U** | 0.5 **U** | 0.5 **U** | 0.5 **U** | 0.5 **U** | 0.5 **U** | 0.5 **U** | 0.5 **U** | 0.5 **U** | 0.5 **U** | 0.5 **U** | 0.5 **U** | 0.5 **U** | 0.5 **U** | 0.5 **U** | 0.5 **U** | 0.5 **U** | 0.5 **U** | 0.5 **U** | 0.5 **U** | 0.5 **U** | 0.51 **I** |
| Chromium | 100 | PDWS | µg/L | 3.8 **I** | 8.1 | 2.5 **U** | 2.5 **U** | 2.5 **U** | 2.5 **U** | 5.3 | 2.5 **U** | 2.5 **U** | 3.1 **I** | 2.5 **U** | 2.5 **U** | 3.9 **I** | 2.5 **U** | 2.5 **U** | 2.5 **U** | 2.5 **U** | 2.5 **U** | 3.5 **I** | 2.5 **U** | 2.5 **U** | 2.9 **I** | 2.5 **U** | 2.5 **U** | 2.5 **U** | 2.5 **U** |
| Copper | 1000 | SDWS | µg/L | 2.5 **U** | 3.0 **I** | 2.5 **U** | 2.6 **I** | 2.5 **U** | 2.5 **U** | 2.5 **U** | 2.5 **U** | 6.5 | 2.5 **U** | 2.5 **U** | 2.5 **U** | 2.5 **U** | 2.5 **U** | 15 | 2.5 **U** | 2.5 **U** | 2.5 **U** | 2.8 **I** | 2.5 **U** | 2.5 **U** | 2.5 **U** | 2.5 **U** | 2.5 **U** | 2.5 **U** | 2.5 **U** |
| Iron | 300 | SDWS | µg/L | 2550 | 5360 | 16500 | 18100 | 8140 | 4740 | 5320 | 1140 | 1540 | 573 | 784 | 9570 | 4360 | 11800 | 19400 | 10800 | 8330 | 22900 | 2040 | 88.2 | 9790 | 6480 | 2810 | 859 | 798 | 44200 |
| Mercury | 2 | PDWS | µg/L | 0.1 **U** | 0.1 **U** | 0.12 **I** | 0.1 **U** | 0.14 **I** | 0.1 **U** | 0.1 **U** | 0.1 **U** | 0.1 **U** | 0.1 **U** | 0.1 **U** | 0.13 **I** | 0.1 **U** | 0.1 **U** | 0.1 **U** | 0.1 **U** | 0.1 **U** | 0.1 **U** | 0.1 **U** | 0.1 **U** | 0.1 **U** | 0.1 **U** | 0.1 **U** | 0.1 **U** | 0.1 **U** | 0.1 **U** |
| Nickel | 100 | PDWS | µg/L | 2.5 **U** | 6.9 | 15.2 | 2.5 **U** | 2.5 **U** | 2.5 **U** | 2.5 **U** | 2.5 **U** | 3.9 **I** | 2.5 **U** | 2.5 **U** | 2.5 **U** | 2.5 **U** | 2.5 **U** | 2.5 **U** | 3.8 **I** | 2.5 **U** | 2.5 **U** | 2.5 **U** | 2.5 **U** | 2.5 **U** | 2.5 **U** | 2.5 **U** | 2.8 **I** | 2.5 **U** | 2.5 **U** |
| Vanadium | 49 | GCTL | µg/L | 16 | 17.4 | 6.8 **I** | 12.8 | 5 **U** | 5 **U** | 17 | 6.1 **I** | 5.3 **I** | 7.5 **I** | 5 **U** | 5 **U** | 9.7 **I** | 5 **U** | 5 **U** | 5.2 **I** | 5 **U** | 5 **U** | 8.9 **I** | 5.6 **I** | 5.9 **I** | 5.0 **I** | 5 **U** | 5 **U** | 5 **U** | 5.6 **I** |
| Zinc | 5000 | SDWS | µg/L | 10 **U** | 10 **U** | 10 **U** | 10 **U** | 10 **U** | 10 **U** | 10 **U** | 10 **U** | 10 **U** | 10 **U** | 10 **U** | 10 **U** | 10 **U** | 10 **U** | 10 **U** | 10 **U** | 10 **U** | 39.3 | 10 **U** | 10 **U** | 20.6 | 48.2 | 10 **U** | 17.0 **I** | 10 **U** | 10 **U** |
| **Water Quality** | | | | | | | | | | | | | | | | | | | | | | | | | | | | | |
| Chloride | 250 | SDWS | mg/L | 10.2 | 101 | 35.6 | 21.3 | 26.6 | 15.4 | 28.7 | 26.7 | 29.3 | 27.7 | 28.4 | 74.8 | 93.4 | 27.8 | 25 | 39.6 | 14.8 | 37.4 | 40.8 | 17.9 | 23.3 | 7.6 | 5.5 | 3.9 **I** | 7.3 | 74 |
| Cyanide | 200 | PDWS | mg/L | ---- | ---- | ---- | ---- | ---- | ---- | ---- | ---- | ---- | ---- | ---- | ---- | 0.0014 **IV** | ---- | ---- | ---- | ---- | ---- | ---- | ---- | ---- | ---- | ---- | ---- | ---- | ---- |
| Nitrate as N | 10 | PDWS | mg/L | 0.13 | 0.025 **U** | 0.05 **U** | 0.025 **U** | 0.025 **U** | 0.025 **U** | 0.025 **U** | 0.025 **U** | 0.025 **U** | 0.32 | 0.15 | 0.025 **U** | 0.19 | 0.025 **U** | 0.3 | 0.025 **U** | 0.025 **U** | 0.025 **U** | 0.025 **U** | 0.32 | 0.22 | 0.13 | 0.025 **U** | 1.1 | 0.025 **U** | 0.05 **U** |
| Nitrogen, Ammonia | 2.8 | GCTL | mg/L | 0.5 | 0.36 | 7.6 | 0.88 | 0.38 | 0.52 | 0.16 | 0.37 | 0.56 | 0.083 | 0.036 **I** | 0.02 **U** | 0.02 **U** | 0.44 | 22.5 | 20.4 | 0.02 **U** | 0.99 | 0.22 | 0.02 **U** | 0.02 **U** | 0.039 **I** | 0.02 **U** | 0.02 **U** | 0.038 **I** | 0.96 |
| Sodium | 160 | PDWS | mg/L | 6.6 | 170 | 22.6 | 15.8 | 15.2 | 14.2 | 15.4 | 24.1 | 28.6 | 27.3 | 22.5 | 30 | 36.8 | 44.5 | 33.1 | 55.8 | 13.9 | 32 | 33.3 | 18 | 18 | 8.6 | 8.4 | 4.4 | 5.1 | 54 |
| Sulfate | 250 | SDWS | mg/L | 20.6 | 28.3 | 45.4 | 2.5 **U** | 2.5 **U** | 2.5 **U** | 3.8 **I** | 200 | 163 | 61.1 | 14.6 | 46.3 | 17.8 | 89.3 | 18.7 | 108 | 3.7 **I** | 16.7 | 139 | 25 | 47.5 | 80 | 91.2 | 12.8 | 9.3 | 17.8 |
| Total Dissolved Solids | 500 | SDWS | mg/L | 157 | 1000 | 834 | 273 | 285 | 284 | 187 | 564 | 750 | 325 | 251 | 224 | 1020 | 630 | 644 | 830 | 436 | 524 | 511 | 264 | 162 | 199 | 386 | 167 | 126 | 796 |
| **Field Parameters** | | | | | | | | | | | | | | | | | | | | | | | | | | | | | |
| pH | 6.5-8.5 | SDWS | Std. Units | 6.91 | 7.83 | 7.12 | 6.44 | 6.38 | 5.66 | 4.61 | 6.01 | 6.69 | 6.06 | 6.42 | 5.27 | 5.54 | 6.56 | 6.99 | 7.07 | 6.78 | 5.96 | 5.96 | 6.84 | 5.25 | 5.02 | 6.26 | 5.68 | 4.99 | 7.14 |
| Oxidation Reduction Potential | ---- | NS | mV | 38.2 | -10.6 | -170.9 | -94.5 | -23.9 | 22.2 | 180.6 | 59.8 | -57 | 95.1 | 24.8 | 115 | 153.7 | -49.9 | -51 | -87.3 | -75.5 | -46.6 | 3.7 | 36.6 | 76.1 | 101.8 | 32.1 | 44.9 | 106.8 | -49.2 |
| Oxygen, Dissolved | ---- | NS | mg/L | 0.17 | 0.14 | 0.06 | 0.17 | 0.25 | 0.18 | 0.89 | 0.3 | 0.32 | 0.36 | 0.31 | 0.21 | 0.3 | 0.08 | 1.04 | 0.27 | 0.34 | 0.26 | 0.22 | 0.9 | 0.52 | 0.41 | 0.99 | 0.92 | 1.43 | 0.22 |
| Specific Conductance | ---- | NS | umhos/cm | 182 | 1276 | 1320 | 364 | 453 | 338 | 164 | 723 | 967 | 422 | 420 | 380 | 308 | 993 | 1190 | 1416 | 675 | 735 | 627 | 455 | 266 | 282 | 617 | 229 | 149 | 1272 |
| Temperature | ---- | NS | deg C | 25.88 | 24.78 | 23.58 | 23.69 | 24.05 | 21.65 | 23.27 | 22.1 | 21.08 | 22.18 | 23.31 | 22.84 | 23.06 | 25.44 | 25.75 | 24.53 | 24.27 | 22.77 | 21.21 | 23.61 | 24.8 | 25.14 | 25.86 | 25.12 | 25.1 | 25.34 |
| Turbidity | ---- | NS | NTU | 1.71 | 36.4 | 1.33 | 1.77 | 7.37 | 3.19 | 15.2 | 1.28 | 1.03 | 6.88 | 3.64 | 0.74 | 19.7 | 11.25 | 1.41 | 0.34 | 3.86 | 7.19 | 1.73 | 0.41 | 14.8 | 4.48 | 8.41 | 10.84 | 9.46 | 10.54 |

**Notes:**

ug/L = Micrograms per liter
mg/L = Milligrams per liter
U = Analyte not detected above theminimum detection limit
I = Analyte detected below quantitation level
V = Analyte detected in the associated method blank

MCL = Maximum Contaminate Level
S.U. = Standard Units
PDWS = Primary Drinking Water Standards according to F.A.C. 62-520
SDWS = Secondary Drinking Water Standards according to F.A.C. 62-550

= Analyte exceeds MCL
N/S = No Standard
umhos/cm = micromhos per centimeter
NTU = Neuphritic Turbidity Units
deg C = Degree Celcius

BG = Background Well
CO = Compliance Well
DE = Detection Well

**Table 4. TFRLF Summary of Detected Parameters, Zone 4 and Zone 6 Wells**
**Tomoka Farms Road, Volusia County, Florida**
**Fall 2011**

| Parameters | MCL | Standard | Units | B1-B | B2 | B32 | B33-1 | B34-1 | B35-1 | B36 | B37-1 | B38-1 | B40-1 | B41-1 | B42-1 | B43-1 | B45-1 | B5 | B59-1R | B60 | B62-1R | B63-1 | B68 | B70-1 | B73-1 | B8 | B8-2 | MO5-B |
|---|---|---|---|---|---|---|---|---|---|---|---|---|---|---|---|---|---|---|---|---|---|---|---|---|---|---|---|---|
| | | | | CO | BG | BG | BG | BG | BG | BG | CO | CO | CO | CO | CO | CO | CO | CO | CO | CO | CO | CO | CO | CO | CO | IM | IM | CO |
| **Volitile Organics** | | | | | | | | | | | | | | | | | | | | | | | | | | | | |
| 1,1-Dichloroethane | 70 | PDWS | µg/L | 0.5 U | 0.5 U | 0.5 U | 0.5 U | 0.5 U | 0.5 U | 2 | 0.5 U | 0.5 U | 0.5 U | 0.5 U | 0.5 U | 0.5 U | 0.5 U | 0.5 U | 0.5 U | 0.5 U | 0.5 U | 0.5 U | 0.5 U | 0.5 U | 0.5 U | 0.5 U | 0.5 U | 0.5 U |
| 1,4-Dichlorobenzene | 75 | PDWS | µg/L | 0.5 U | 0.5 U | 0.5 U | 0.5 U | 0.5 U | 0.5 U | 0.5 U | 0.84 I | 0.5 U | 0.5 U | 0.16 U | 0.5 U | 0.16 U | 0.16 U | 0.5 U | 0.5 U | 0.5 U | 0.5 U | 0.5 U | 0.5 U | 0.5 U | 0.5 U | 0.5 U | 0.5 U | 0.5 U |
| 4-Chloro-3-methylphenol | 63 | GCTL | µg/L | ---- | ---- | ---- | ---- | ---- | ---- | ---- | ---- | ---- | ---- | 1.8 I | ---- | 2.4 I | 0.29 U | ---- | ---- | ---- | ---- | ---- | ---- | ---- | ---- | ---- | ---- | ---- |
| Benzene | 1 | PDWS | µg/L | 0.5 U | 0.5 U | 0.5 U | 0.5 U | 0.5 U | 0.5 U | 2.5 | 12.1 | 0.5 U | 0.5 U | 2.1 | 0.5 U | 1.4 | 13 | 0.5 U | 0.5 U | 0.5 UJ | 0.5 U | 0.5 U | 0.5 U | 0.5 U | 0.5 U | 0.5 U | 0.5 U | 0.5 U |
| bis(2-Ethylhexyl)phthalate | 6 | PDWS | µg/L | ---- | ---- | ---- | ---- | ---- | ---- | ---- | ---- | ---- | ---- | 0.92 U | ---- | 0.94 U | 5.4 | ---- | ---- | ---- | ---- | ---- | ---- | ---- | ---- | ---- | ---- | ---- |
| Chlorobenzene | 100 | PDWS | µg/L | 1.1 | 0.5 U | 0.5 U | 0.5 U | 0.5 U | 0.5 U | 2.1 | 12 | 0.5 U | 0.5 U | 4.5 | 0.5 U | 4 | 5.4 | 0.5 U | 0.5 U | 0.5 UJ | 2.5 | 0.5 U | 0.5 U | 0.5 U | 0.5 U | 0.5 U | 0.5 U | 0.5 U |
| Di-n-butylphthalate | 700 | GCTL | µg/L | ---- | ---- | ---- | ---- | ---- | ---- | ---- | ---- | ---- | ---- | 0.53 I | ---- | 0.45 I | 0.86 I | ---- | ---- | ---- | ---- | ---- | ---- | ---- | ---- | ---- | ---- | ---- |
| Di-n-octylphthalate | 140 | GCTL | µg/L | ---- | ---- | ---- | ---- | ---- | ---- | ---- | ---- | ---- | ---- | 0.17 U | ---- | 0.17 U | 0.24 I | ---- | ---- | ---- | ---- | ---- | ---- | ---- | ---- | ---- | ---- | ---- |
| Toluene | 40 | SDWS | µg/L | 0.5 U | 0.5 U | 0.5 U | 0.5 U | 0.5 U | 0.5 U | 0.5 U | 0.63 I | 0.5 U | 0.5 U | 0.5 U | 0.5 U | 0.5 U | 0.5 U | 0.5 U | 0.5 U | 0.55 IJ | 0.5 U | 0.5 U | 0.5 U | 0.5 U | 0.5 U | 0.5 U | 0.5 U | 0.5 U |
| Xylene (Total) | 20 | SDWS | µg/L | 0.5 U | 0.5 U | 0.5 U | 0.5 U | 0.5 U | 0.5 U | 0.85 I | 3.3 | 0.5 U | 0.5 U | 0.5 U | 0.5 U | 0.5 U | 2.2 | 0.5 U | 0.5 U | 1.4 | 0.5 U | 0.5 U | 0.5 U | 0.5 U | 0.5 U | 0.5 U | 0.5 U | 0.5 U |
| **Metals** | | | | | | | | | | | | | | | | | | | | | | | | | | | | |
| Antimony | 6 | PDWS | ug/L | 0.5 U | 0.5 U | 0.5 U | 0.5 U | 0.5 U | 0.5 U | 0.5 U | 0.5 U | 0.5 U | 0.5 U | 0.5 U | 0.5 U | 0.5 U | 0.5 U | 0.5 U | 0.5 U | 0.63 I | 0.5 U | 0.5 U | 0.5 U | 0.5 U | 0.5 U | 0.5 U | 0.5 U | 0.5 U |
| Arsenic | 10 | PDWS | ug/L | 5 U | 6.2 I | 5 U | 5 U | 5 U | 5 U | 5 U | 5 U | 5 U | 5 U | 5 U | 5 U | 5 U | 5 U | 5 U | 5 U | 5 U | 5 U | 5 U | 5 U | 5 U | 5 U | 5 U | 5 U | 5 U |
| Barium | 2000 | PDWS | µg/L | 310 | 117 | 27.8 | 34.8 | 132 | 99.4 | 107 | 236 | 90 | 128 | 288 | 137 | 134 | 154 | 88.2 | 53.7 | 54.5 | 471 | 49.2 | 98 | 29.8 | 57.5 | 31.3 | 133 | 217 |
| Beryllium | 4 | PDWS | ug/L | 0.5 U | 1.7 | 0.5 U | 0.5 U | 0.5 U | 0.5 U | 0.5 U | 0.5 U | 0.5 U | 0.5 U | 0.5 U | 0.5 U | 0.5 U | 0.5 U | 0.5 U | 0.5 U | 0.5 U | 0.5 U | 0.5 U | 0.5 U | 0.5 U | 0.5 U | 0.5 U | 0.5 U | 0.5 U |
| Chromium | 100 | PDWS | µg/L | 2.5 U | 3.3 I | 2.5 U | 3.5 I | 2.5 U | 2.5 U | 2.5 U | 2.5 U | 2.5 U | 2.5 U | 5.4 | 2.5 U | 2.5 U | 2.5 U | 2.5 U | 2.5 U | 2.5 U | 2.5 U | 2.5 U | 2.5 U | 2.5 U | 2.5 U | 2.5 U | 2.5 U | 3.7 I |
| Copper | 1000 | SDWS | µg/L | 3.2 I | 3.7 I | 2.5 U | 2.5 U | 2.5 U | 2.5 U | 2.5 U | 2.5 U | 2.5 U | 2.5 U | 4.0 I | 3.1 I | 3.2 I | 5.5 | 2.5 U | 2.5 U | 2.5 U | 2.5 U | 2.5 U | 2.5 U | 2.5 U | 2.5 U | 2.5 U | 2.8 I | 2.5 U |
| Iron | 300 | SDWS | µg/L | 21900 | 37700 | 4660 | 8190 | 21100 | 10500 | 4590 | 37600 | 19700 | 14700 | 22500 | 17400 | 20300 | 48200 J | 18000 | 4560 | 3660 | 24000 J | 2560 | 21400 | 5140 | 14100 | 675 | 29800 | 13200 |
| Mercury | 2 | PDWS | µg/L | 0.1 U | 0.1 U | 0.1 U | 0.1 U | 0.1 U | 0.1 U | 0.1 U | 0.18 I | 0.1 U | 0.1 U | 0.1 U | 0.1 U | 0.1 U | 0.1 U | 0.1 U | 0.1 U | 0.1 U | 0.1 U | 0.1 U | 0.1 U | 0.1 U | 0.1 U | 0.1 U | 0.1 U | 0.1 U |
| Nickel | 100 | PDWS | µg/L | 2.5 U | 10.3 | 2.5 U | 2.5 U | 2.5 U | 2.5 U | 2.5 U | 2.5 U | 2.5 U | 2.5 U | 2.5 U | 2.5 U | 2.5 U | 2.5 U | 2.5 U | 2.5 U | 2.5 U | 7.7 | 2.5 U | 2.5 U | 2.5 U | 2.5 U | 2.5 U | 2.5 U | 2.5 U |
| Vanadium | 49 | GCTL | µg/L | 5 U | 13.9 | 5 U | 5.4 I | 5 U | 5 U | 5 U | 5 U | 5 U | 5 U | 10.7 | 5 U | 5 U | 5 U | 5 U | 5 U | 5 U | 5 U | 5 U | 5 U | 5 U | 5 U | 5 U | 5 U | 5 U |
| Zinc | 5000 | SDWS | ug/L | 10 U | 10 U | 10 U | 10 U | 10 U | 10 U | 10 U | 10 U | 10 U | 10 U | 10 U | 10 U | 10 U | 10 U | 10 U | 10 U | 10 U | 10 U | 10 U | 10 U | 10 U | 10 U | 20 | 10 U | 10 U |
| **Water Quality** | | | | | | | | | | | | | | | | | | | | | | | | | | | | |
| Chloride | 250 | GCTL | mg/L | 107 | 38.3 | 35.6 | 40.1 | 57.9 | 77.9 | 228 | 199 | 56.6 | 64.4 | 195 | 99.4 | 63.2 | 183 | 27.7 | 63.9 | 57.5 J | 171 | 50.6 | 38.1 | 20 | 59.8 | 59.8 | 182 | 230 |
| Cyanide | 200 | PDWS | mg/L | ---- | ---- | ---- | ---- | ---- | ---- | ---- | ---- | ---- | ---- | 0.0031 IV | ---- | 0.0015 IV | 0.0019 IV | ---- | ---- | ---- | ---- | ---- | ---- | ---- | ---- | ---- | ---- | ---- |
| Nitrate as N | 10 | PDWS | mg/L | 0.025 U | 0.025 U | 0.025 U | 0.025 U | 0.025 U | 0.025 U | 0.05 U | 0.05 U | 0.025 U | 0.025 U | 0.05 U | 0.025 U | 0.025 U | 0.025 U | 0.025 U | 0.025 U | 0.025 U | 0.05 U | 0.025 U | 0.025 U | 0.025 U | 0.025 U | 0.025 U | 0.025 U | 0.05 U |
| Nitrogen, Ammonia | 2.8 | GCTL | mg/L | 11.9 | 3 | 0.041 I | 0.21 | 0.13 | 0.14 | 0.19 | 0.48 | 0.067 | 0.14 | 82.7 | 0.38 | 1.8 | 0.072 | 0.2 | 0.28 | 0.73 | 105 | 0.08 | 0.89 | 0.02 U | 0.13 | 0.19 | 0.048 I | 1.5 |
| Sodium | 160 | PDWS | mg/L | 81 | 33.5 | 25.9 | 53.6 | 36.9 | 22.6 | 107 | 236 | 26.2 | 52 | 168 | 108 | 86.9 | 207 J | 21.9 | 61 | 46.1 | 223 J | 56.5 | 23 | 23.1 | 49.6 | 35.9 | 34.1 | 154 |
| Sulfate | 250 | SDWS | mg/L | 44.6 | 308 | 20.6 | 2.5 U | 134 | 2.5 U | 5 U | 5 U | 13.5 | 127 | 10.8 | 280 | 10.8 | 2.5 U | 2.5 U | 5.7 | 2.7 IJ | 44.9 | 2.5 U | 2.5 U | 45.0 J | 6.9 | 7.3 | 96.7 | 32.5 |
| Total Dissolved Solids | 500 | SDWS | mg/L | 804 | 662 | 335 | 379 | 675 | 270 | 1080 | 1570 | 194 | 384 | 2560 | 716 | 1940 | 3020 | 480 | 377 | 304 | 1290 | 358 | 463 | 171 | 489 | 415 | 876 | 976 |
| **Field Parameters** | | | | | | | | | | | | | | | | | | | | | | | | | | | | |
| pH | 6.5-8.5 | SDWS | Std. Units | 6.3 | 5.4 | 8.38 | 7.52 | 6.56 | 5.22 | 6.32 | 6.43 | 4.55 | 5.44 | 6.29 | 5.74 | 5.98 | 6.04 | 8.18 | 6.85 | 7.33 | 7.22 | 6.49 | 5.81 | 5.93 | 7.03 | 6.47 | 5.55 | 6.04 |
| Oxidation Reduction Potential | ---- | NS | mV | -38.3 | 30.8 | -50.1 | 3.5 | -90.9 | 48.5 | -24.8 | -75.3 | 118.2 | 47.8 | -66.5 | 33.9 | -24.9 | -41.9 | -52.4 | -66.8 | 74 | -104.1 | -21.6 | 20.4 | 48 | 65.2 | -74.6 | 11.1 | -12.8 |
| Oxygen, Dissolved | ---- | NS | mg/L | 0.26 | 0.21 | 0.25 | 0.7 | 0.04 | 0.16 | 0.13 | 0.23 | 0.28 | 1.08 | 0.19 | 0.22 | 0.28 | 0.24 | 0.19 | 0.06 | 0.19 | 0.14 | 0.25 | 0.24 | 0.26 | 0.14 | 0.16 | 0.2 | 0.19 |
| Specific Conductance | ---- | NS | umhos/cm | 1326 | 888 | 512 | 467 | 1025 | 325 | 1668 | 2461 | 314 | 520 | 2138 | 985 | 652 | 1473 | 843 | 635 | 497 | 2657 | 535 | 657 | 260 | 835 | 616 | 969 | 1584 |
| Temperature | ---- | NS | deg C | 22.12 | 23.98 | 23.39 | 24.11 | 23.2 | 22.91 | 23.65 | 23.37 | 22.24 | 21.72 | 22.94 | 22.04 | 23.02 | 22.19 | 23.88 | 25.03 | 24.68 | 24.65 | 23.73 | 24.3 | 23.59 | 24.44 | 23.97 | 24.99 | 23.21 |
| Turbidity | ---- | NS | NTU | 0.79 | 4.28 | 2.01 | 1.24 | 0.34 | 0.59 | 1.02 | 3.57 | 2.01 | 0.14 | 1.61 | 0.39 | 5.36 | 1.94 | 3.19 | 0.1 | 0.59 | 2.35 | 3.44 | 0.6 | 0.12 | 0.17 | 0.24 | 0.09 | 1.2 |

**Notes:**

ug/L = Micrograms per liter
mg/L = Milligrams per liter
U = Analyte not detected above theminimum detection limit
I = Analyte detected below quantitation level
V = Analyte detected in the associated method blank

MCL = Maximum Contaminate Level
S.U. = Standard Units
PDWS = Primary Drinking Water Standards according to F.A.C. 62-520
SDWS = Secondary Drinking Water Standards according to F.A.C. 62-550
GCTL = Groundwater Clean-up Target levels according to F.A.C. 62-777

= Analyte exceeds MCL
N/S = No Standard
umhos/cm = micromhos per centimeter
NTU = Neuphritic Turbidity Units
deg C = Degree Celcius

BG = Background Well
CO = Compliance Well
DE = Detection Well
IM = Intermediate Well

**Table 5. TFRLF Summary of Detected Parameters, Floridan Aquifer**
**Tomoka Farms Road, Volusia County, Florida**
**Fall 2011**

| Parameters | MCL | Standard | Units | FA-1B | FA-2C | F-MB |
|---|---|---|---|---|---|---|
| | | | | BG | CO | CO |
| **Metals** | | | | | | |
| Barium | 2000 | PDWS | µg/L | 29.5 | 18 | 18.8 |
| Iron | 300 | SDWS | µg/L | 504 | 1670 | 359 |
| Mercury | 2 | PDWS | µg/L | 0.1 **U** | 0.13 **I** | 0.1 **U** |
| **Water Quality** | | | | | | |
| Chloride | 250 | SDWS | mg/L | 13.7 | 67.6 | 20 |
| Nitrate as N | 10 | PDWS | mg/L | 0.025 **U** | 0.025 **U** | 0.12 |
| Nitrogen, Ammonia | 2.8 | GCTL | mg/L | 0.32 | 0.54 | 0.27 |
| Total Dissolved Solids | 500 | SDWS | mg/L | 335 | 415 | 346 |
| **Field Parameters** | | | | | | |
| pH | 6.5-8.5 | SDWS | Std. Units | 7.14 | 7.47 | 8.07 |
| Oxidation Reduction Potential | ---- | NS | mV | -98.9 | -171.4 | -36 |
| Oxygen, Dissolved | ---- | NS | mg/L | 0.04 | 0.06 | 0.05 |
| Specific Conductance | ---- | NS | umhos/cm | 576 | 715 | 589 |
| Temperature | ---- | NS | deg C | 22.55 | 22.32 | 23.1 |
| Turbidity | ---- | NS | NTU | 0.01 | 0.02 | 5.74 |

**Notes:**

I = Analyte detected below quantitation level

V = Analyte detected in the associated method blank

MCL = Maximum Contaminate Level

S.U. = Standard Units

PDWS = Primary Drinking Water Standards according to F.A.C. 62-520

SDWS = Secondary Drinking Water Standards according to F.A.C. 62-550

GCTL = Groundwater Clean-up Target levels according to F.A.C. 62-777

= Analyte exceeds MCL

N/S = No Standard

umhos/cm = micromhos per centimeter

NTU = Neuphritic Turbidity Units

deg C = Degree Celcius

**Table 6. TFRLF Summary of Detected Parameters, Surface Water**
**Tomoka Farms Road, Volusia County, Florida**
**Fall 2011**

| Parameters | MCL | Units | SW-1 | SW-11 | SW-12 | SW-2 | SW-3 | SW-4 | SW-5 |
|---|---|---|---|---|---|---|---|---|---|
| **Volitile Organics** | | | | | | | | | |
| 1,1,2,2-Tetrachloroethane | 10.8 | ug/L | 0.12 **U** | 0.12 **U** | 0.12 **U** | 0.12 **U** | 0.12 **U** | 0.86 | 0.12 **U** |
| **Metals** | | | | | | | | | |
| Antimony | 4300 | ug/L | 0.5 **U** | 0.5 **U** | 1.3 | 0.5 **U** | 0.5 **U** | 0.5 **U** | 0.5 **U** |
| Barium | NS | ug/L | 5 **U** | 8.3 **I** | 33.3 | 34.6 | 27.6 | 27.5 | 44.6 |
| Iron | 1000 | ug/L | 84.6 | 226 | 348 | 735 | 702 | 940 | 375 |
| Mercury | 0.012 | ug/L | 0.000831 | 0.00101 | 0.00163 | 0.00105 | 0.00575 | 0.00597 | 0.000651 |
| Nickel | Calclulated MCL* | ug/L | 8.74 | 84.56 | 81.31 | 82.94 | 66.82 | 74.75 | 89.38 |
| | Result | | 2.5 **U** | 2.5 **U** | 3.1 **I** | 2.5 **U** | 2.5 **U** | 2.5 **U** | 2.5 **U** |
| Selenium | 5 | ug/L | 0.5 **U** | 0.5 **U** | 0.73 **I** | 0.5 **U** | 0.5 **U** | 0.5 **U** | 0.5 **U** |
| Vanadium | NS | ug/L | 5 **U** | 5 **U** | 6.2 **I** | 5 **U** | 5 **U** | 5 **U** | 5 **U** |
| Zinc | Calclulated MCL* | ug/L | 20.02 | 194.37 | 186.90 | 190.64 | 153.54 | 171.79 | 205.48 |
| | Result | | 10 **U** | 10 **U** | 10 **U** | 10 **U** | 10 **U** | 19.6 **I** | 10 **U** |
| **Water Quality** | | | | | | | | | |
| Total Hardness (as CaCO3) | NS | mg/L | 12.1 | 177 | 169 | 173 | 134 | 153 | 189 |
| Total Dissolved Solids | NS | mg/L | 51 | 306 | 384 | 329 | 290 | 372 | 364 |
| Total Organic Carbon | NS | mg/L | 4.7 | 18 | 21.7 | 18.3 | 30.2 | 31.6 | 20.7 |
| Total Suspended Solids | NS | mg/L | 5 **U** | 5 **U** | 9 | 5 **U** | 5 **U** | 99.5 | 5 **U** |
| **Field Parameters** | | | | | | | | | |
| pH | 6.5-8.5 | Std. Units | 4.32 | 7.92 | 6.67 | 6.08 | 4.83 | 6.85 | 5.94 |
| Oxygen, Dissolved | ≥ 5.0 | mg/L | 6.84 | 10.2 | 7.47 | 6.67 | 2.26 | 2.21 | 8.76 |
| Specific Conductance | 1275 | umhos/cm | 104 | 461 | 603 | 539 | 419 | 531 | 574 |
| Temperature | NS | deg C | 23.19 | 24.04 | 23.31 | 21.32 | 22.1 | 22.01 | 21.89 |
| Turbidity | ≤ 29 above background | NTU | 1.99 | 3.36 | 10.14 | 1.69 | 0.82 | 1.39 | 2.23 |

**Notes**

* = MCL caclulated according to F.A.C. 62-320.530

** = Shall not be increased to exceed values which would cause dissolved oxygen to be depressed below the limit established for each class and in no case shall it be great enough to produce nuisance conditions

= Analyte exceeds MCL

ug/L = micrograms per liter

mg/L = miligrams per liter

NS = No Standard

cfu/100mL = colony forming units per 100 mililiters

umhos/cm = micromhos per centimeter

S.U. = Standard Units

NTU = Neuphritic Turbidity Units

I = Analyte detected below quantitation level

U = Analyte not detected above theminimum detection limit

MCL = Maximum Contaminate Level according to F.A.C. 62-320

"-"= Not analyzed

**Table 7. TFRLF Summary of Detected Parameters, Leachate**
**Tomoka Farms Road, Volusia County, Florida**
**Fall 2011**

| Parameter | 40 CFR, Part 261.24, Table 1 | Units | South Leachate Pond L-1 |
|---|---|---|---|
| **Volitile Organics** | | | |
| 1,2-Dichloroethane | 0.5 | ug/L | 0.78 I |
| 2-Butanone (MEK) | NA | ug/L | 84.0 |
| 2,6-Dinitrotoluene | NA | ug/L | 913 |
| 3&4-Methylphenol(m&p Cresol) | NA | ug/L | 184 I |
| Benzo(a)pyrene | NA | ug/L | 7.2 I |
| Acetone | NA | ug/L | 79.7 |
| Acetonitrile | NA | ug/L | 37.9 |
| Benzene | 500 | ug/L | 3.3 |
| cis-1,2-Dichloroethene | NA | ug/L | 0.88 I |
| Dimethylphthalate | NA | ug/L | 42.1 I |
| Ethylbenzene | NA | ug/L | 13.1 |
| Phenacetin | NA | ug/L | 19.6 I |
| Phenol | NA | ug/L | 106 I |
| Styrene | NA | ug/L | 0.68 I |
| Toluene | NA | ug/L | 9.0 |
| Xylene (Total) | NA | ug/L | 21.8 |
| **Metals** | | | |
| Antimony | NA | ug/L | 4.1 |
| Arsenic | 5,000 | ug/L | 54.2 |
| Barium | 10,000 | ug/L | 45.8 |
| Beryllium | NA | ug/L | 0.52 I |
| Chromium | 5,000 | ug/L | 94.5 |
| Cobalt | NA | ug/L | 17.5 |
| Copper | NA | ug/L | 60.4 |
| Iron | NA | ug/L | 1760 |
| Lead | 5,000 | ug/L | 7.9 I |
| Mercury | 200 | ug/L | 1.0 |
| Nickel | NA | ug/L | 71.2 |
| Sodium | NA | mg/L | 670 |
| Vanadium | NA | ug/L | 22.2 |
| Zinc | NA | ug/L | 188 |
| **General Chemistry** | | | |
| Alkalinity, Total as CaCO3 | NA | mg/L | 1840 |
| Chloride | NA | mg/L | 700 |
| Cyanide | NA | mg/L | 0.013 I |
| Nitrogen, Ammonia | NA | mg/L | 319 |
| Sulfide | NA | mg/L | 10.8 |
| Total Dissolved Solids | NA | mg/L | 3170 |
| **Field Parameters** | | | |
| pH | NA | Std. Units | 8.01 |
| Specific Conductance | NA | umhos/cm | 5912 |
| Temperature | NA | deg C | 23.12 |
| Oxidation Reduction Potential | NA | mV | -153.5 |
| Oxygen, Dissolved | NA | mg/L | 0.20 |
| Turbidity | NA | NTU | 23.95 |

**Notes:**
ug/L - micrograms per liter
mg/L - milligrams per liter
S.U. - standard units
umhos/cm - microhomes per centimeter
deg C - degrees celcius
NTU = Neuphritic Turbidity Units
I = Analyte detected below quantitation level
"-"= Not analyzed

# ATTACHMENT 3

# LABORATORY ANALYTICAL REPORT AND FIELD SAMPLING LOGS

Pace Analytical®
www.pacelabs.com

**Pace Analytical Services, Inc.**
8 East Tower Circle
Ormond Beach, FL 32174
Phone: 386.672.5668
Fax: 386.673.4001

12/10/11

Ms. Jennifer Stirk
Volusia County Solid Waste Management
1990 Tomoka Farms Road
Daytona Beach, FL 32124

Re: Semi-annual Chemical Analyses Data
Tomoka Road Landfill – Fall 2011 (11S2)

Dear Ms. Stirk:

Submitted herein are the semi-annual chemical analyses data for monitor wells sampled at Tomoka Road Landfill from November 7th through November 18th of 2011. The Pace Analytical Services, Inc. work order numbers for this sampling event are 3542464, 3542615, 3542752, 3542893, 3543012, 3543106, 3543287, 3543458, and 3543582.

This submission contains all the analytical data performed on groundwater samples for the parameters specified in the permit issued by Florida Department of Environmental Protection (DEP).

We have reviewed the data and compared the results with the guidance concentrations published by Florida DEP. The monitor wells with results exceeding the guidance concentrations are identified and listed in the comparison report from the ADaPT software in this submission.

If you have any questions or need further information on this report, please feel free to call us at (386) 672-5668.

Respectfully submitted,

Jeff Baylor
Project Manager

# Florida Department of Environmental Protection

Suite 232 3319 Maguire Boulevard Orlando, Florida 32803

## GROUND WATER MONITORING REPORT

Rule 62-522.600 (11)

GENERAL INFORMATION

Facility Name Tomoka Farms Road Landfill

Address 1990 Tomoka Farms Road

City Daytona Beach Zip 32124 Country U.S.

Telephone Number ( 386 ) 947-2952

Facility WACS Number 64-00027540

DEP Permit Number S064-198377

Authorized Representative's Name Leonard Marion Title Director of Solid Waste

Address 3151 E. New York Ave.

City Deland Zip 32724 Country

Telephone Number ( 386 ) 943-7889

Type of Discharge Settling with surface water discharge to an unnamed wetlands

Method of Discharge Ditch pump

CERTIFICATION

I certify under penalty of law that I have personally examined and am familiar with the information submitted in this document and all attachments and that, based on my inquiry of those individuals immediately responsible for obtaining the information, I believe that the information is true, accurate, and complete. I am aware that there are significant penalties for submission false information including the possibilty of fine and imprisonment.

2-17-12

Date

Owner or Authorized Representative's Signature

QUALITY ASSURANCE REQUIREMENTS

Sampling Organization Comp QAP # 860198

Analytical Lab Comp QAP #/ HRS Certification E83079

Lab Name PACE Analytical Services, Inc.

Address 8 East Tower Circle, Ormond Beach, Florida 32174

Phone Number ( 386 ) 672-5668

# Tomoka Farms Road LF
# SEMI-ANNUAL ANALYTICAL REPORT
# Fall 2011 (11S2)

**Prepared by:**
**Jeff Baylor**
**Project Manager**
**Pace Analytical Services, Inc.**
**8 East Tower Circle**
**Ormond Beach, FL  32174**
**Phone: (386)-672-5668**

# *Tomoka Farms Road Landfill Semi-annual Chemical Analyses Data*
# *Fall 2011 (11S2)*

## Table of Contents

# COMPARSION REPORT OF GUIDANCE EXCEEDENCES

# FDEP Automated Data Evaluation

## Human Review Statement:

This is an automated data review produced by the Florida ADaPT software. The report does not supercede FDEP rules or standards and may not contain all violations of FDEP rulesand standards. This report should be reviewed by a qualified staff member.

| | | | | | |
|---|---|---|---|---|---|
| Sample ID: | **B11** | Sample Date: | 11/9/2011 10:51 | Project Name: | TOMOKA FARMS ROAD LANDFILL |
| Monitoring Site: | 15679 | Matrix | W | Project Number: | 27540 |

Compliance Check: **GW standards + Groundwater guidance criteria: 1994 document**

Evaluation Type: **A positive result, above the applied criteria was detected.**

Investigate - this MAY represent a potential violation.

| Parameter Name | Fraction | Rslt | Qual | MDL | PQL | Criterion | Units | Exceeds By | Comment: |
|---|---|---|---|---|---|---|---|---|---|
| Iron | TOT | 2550 | | 20 | 40 | 300 | ug/L | 8.5 | |

## FDEP Automated Data Evaluation

This is an automated data review. Please see the Human Review statement on page 1.

| | | | | | |
|---|---|---|---|---|---|
| Sample ID: | **B1-B** | Sample Date: | 11/11/2011 13:4 | Project Name: | TOMOKA FARMS ROAD LANDFILL |
| Monitoring Site: | 15638 | Matrix | W | Project Number: | 27540 |

Compliance Check: **GW standards + Groundwater guidance criteria: 1994 document**

Evaluation Type: **A positive result, above the applied criteria was detected.**

Investigate - this MAY represent a potential violation.

| Parameter Name | Fraction | Rslt | Qual | MDL | PQL | Criterion | Units | Exceeds By | Comment: |
|---|---|---|---|---|---|---|---|---|---|
| Iron | TOT | 21900 | | 20 | 40 | 300 | ug/L | 73 | |
| Residues- Filterable (TDS) | TOT | 804 | | 10 | 10 | 500 | mg/L | 1.6 | |

## FDEP Automated Data Evaluation

This is an automated data review. Please see the Human Review statement on page 1.

| | | | | | |
|---|---|---|---|---|---|
| Sample ID: | **B2** | Sample Date: | 11/9/2011 12:30 | Project Name: | TOMOKA FARMS ROAD LANDFILL |
| Monitoring Site: | 15402 | Matrix | W | Project Number: | 27540 |

Compliance Check: **GW standards + Groundwater guidance criteria: 1994 document**

Evaluation Type: **A positive result, above the applied criteria was detected.**

Investigate - this MAY represent a potential violation.

| Parameter Name | Fraction | Rslt | Qual | MDL | PQL | Criterion | Units | Exceeds By | Comment: |
|---|---|---|---|---|---|---|---|---|---|
| Iron | TOT | 37700 | | 20 | 40 | 300 | ug/L | 126 | |
| Residues- Filterable (TDS) | TOT | 662 | | 5 | 5 | 500 | mg/L | 1.3 | |
| Sulfate | TOT | 308 | | 25 | 50 | 250 | mg/L | 1.2 | |

## FDEP Automated Data Evaluation

This is an automated data review. Please see the Human Review statement on page 1.

| | | | | | |
|---|---|---|---|---|---|
| Sample ID: | **B32** | Sample Date: | 11/9/2011 14:08 | Project Name: | TOMOKA FARMS ROAD LANDFILL |
| Monitoring Site: | 15791 | Matrix | W | Project Number: | 27540 |

Compliance Check: **GW standards + Groundwater guidance criteria: 1994 document**

Evaluation Type: **A positive result, above the applied criteria was detected.**

Investigate - this MAY represent a potential violation.

| Parameter Name | Fraction | Rslt | Qual | MDL | PQL | Criterion | Units | Exceeds By | Comment: |
|---|---|---|---|---|---|---|---|---|---|
| Iron | TOT | 4660 | | 20 | 40 | 300 | ug/L | 16 | |

## FDEP Automated Data Evaluation

This is an automated data review. Please see the Human Review statement on page 1.

| | | | | | |
|---|---|---|---|---|---|
| Sample ID: | **B33-1** | Sample Date: | 11/9/2011 13:22 | Project Name: | TOMOKA FARMS ROAD LANDFILL |
| Monitoring Site: | 15792 | Matrix | W | Project Number: | 27540 |

Compliance Check: **GW standards + Groundwater guidance criteria: 1994 document**

Evaluation Type: **A positive result, above the applied criteria was detected.**

Investigate - this MAY represent a potential violation.

| Parameter Name | Fraction | Rslt | Qual | MDL | PQL | Criterion | Units | Exceeds By | Comment: |
|---|---|---|---|---|---|---|---|---|---|
| Iron | TOT | 8190 | | 20 | 40 | 300 | ug/L | 27 | |

## FDEP Automated Data Evaluation

This is an automated data review. Please see the Human Review statement on page 1.

| | | | | | |
|---|---|---|---|---|---|
| Sample ID: | **B33-2** | Sample Date: | 11/9/2011 12:19 | Project Name: | TOMOKA FARMS ROAD LANDFILL |
| Monitoring Site: | 15793 | Matrix | W | Project Number: | 27540 |

Compliance Check: **GW standards + Groundwater guidance criteria: 1994 document**

Evaluation Type: **A positive result, above the applied criteria was detected.**

Investigate - this MAY represent a potential violation.

| Parameter Name | Fraction | Rslt | Qual | MDL | PQL | Criterion | Units | Exceeds By | Comment: |
|---|---|---|---|---|---|---|---|---|---|
| Iron | TOT | 5360 | | 20 | 40 | 300 | ug/L | 18 | |
| Residues- Filterable (TDS) | TOT | 1000 | | 10 | 10 | 500 | mg/L | 2 | |
| Sodium | TOT | 170 | | 0.5 | 1 | 160 | mg/L | 1.1 | |

## FDEP Automated Data Evaluation

This is an automated data review. Please see the Human Review statement on page 1.

| | | | | | |
|---|---|---|---|---|---|
| Sample ID: | **B34-1** | Sample Date: | 11/14/2011 13:1 | Project Name: | TOMOKA FARMS ROAD LANDFILL |
| Monitoring Site: | 15794 | Matrix | W | Project Number: | 27540 |

Compliance Check: **GW standards + Groundwater guidance criteria: 1994 document**

Evaluation Type: **A positive result, above the applied criteria was detected.**

Investigate - this MAY represent a potential violation.

| Parameter Name | Fraction | Rslt | Qual | MDL | PQL | Criterion | Units | Exceeds By | Comment: |
|---|---|---|---|---|---|---|---|---|---|
| Iron | TOT | 21100 | | 20 | 40 | 300 | ug/L | 70 | |
| Residues- Filterable (TDS) | TOT | 675 | | 5 | 5 | 500 | mg/L | 1.4 | |

## FDEP Automated Data Evaluation

This is an automated data review. Please see the Human Review statement on page 1.

| | | | | | |
|---|---|---|---|---|---|
| Sample ID: | **B34-2** | Sample Date: | 11/14/2011 12:2 | Project Name: | TOMOKA FARMS ROAD LANDFILL |
| Monitoring Site: | 15795 | Matrix | W | Project Number: | 27540 |

Compliance Check: **GW standards + Groundwater guidance criteria: 1994 document**

Evaluation Type: **A positive result, above the applied criteria was detected.**

Investigate - this MAY represent a potential violation.

| Parameter Name | Fraction | Rslt | Qual | MDL | PQL | Criterion | Units | Exceeds By | Comment: |
|---|---|---|---|---|---|---|---|---|---|
| Arsenic | TOT | 12.5 | | 5 | 10 | 10 | ug/L | 1.3 | |
| Iron | TOT | 16500 | | 20 | 40 | 300 | ug/L | 55 | |
| Residues- Filterable (TDS) | TOT | 834 | | 10 | 10 | 500 | mg/L | 1.7 | |

## FDEP Automated Data Evaluation

This is an automated data review. Please see the Human Review statement on page 1.

| | | | | | |
|---|---|---|---|---|---|
| Sample ID: | **B35-1** | Sample Date: | 11/9/2011 14:49 | Project Name: | TOMOKA FARMS ROAD LANDFILL |
| Monitoring Site: | 15796 | Matrix | W | Project Number: | 27540 |

Compliance Check: **GW standards + Groundwater guidance criteria: 1994 document**

Evaluation Type: **A positive result, above the applied criteria was detected.**

Investigate - this MAY represent a potential violation.

| Parameter Name | Fraction | Rslt | Qual | MDL | PQL | Criterion | Units | Exceeds By | Comment: |
|---|---|---|---|---|---|---|---|---|---|
| Iron | TOT | 10500 | | 20 | 40 | 300 | ug/L | 35 | |

## FDEP Automated Data Evaluation

This is an automated data review. Please see the Human Review statement on page 1.

| | | | | | |
|---|---|---|---|---|---|
| Sample ID: | **B35-2** | Sample Date: | 11/9/2011 15:21 | Project Name: | TOMOKA FARMS ROAD LANDFILL |
| Monitoring Site: | 15797 | Matrix | W | Project Number: | 27540 |

Compliance Check: **GW standards + Groundwater guidance criteria: 1994 document**

Evaluation Type: **A positive result, above the applied criteria was detected.**

Investigate - this MAY represent a potential violation.

| Parameter Name | Fraction | Rslt | Qual | MDL | PQL | Criterion | Units | Exceeds By | Comment: |
|---|---|---|---|---|---|---|---|---|---|
| Iron | TOT | 18100 | | 20 | 40 | 300 | ug/L | 60 | |

## FDEP Automated Data Evaluation

This is an automated data review. Please see the Human Review statement on page 1.

| | | | | | |
|---|---|---|---|---|---|
| Sample ID: | **B36** | Sample Date: | 11/14/2011 12:0 | Project Name: | TOMOKA FARMS ROAD LANDFILL |
| Monitoring Site: | 15798 | Matrix | W | Project Number: | 27540 |

Compliance Check: **GW standards + Groundwater guidance criteria: 1994 document**

Evaluation Type: **A positive result, above the applied criteria was detected.**

Investigate - this MAY represent a potential violation.

| Parameter Name | Fraction | Rslt | Qual | MDL | PQL | Criterion | Units | Exceeds By | Comment: |
|---|---|---|---|---|---|---|---|---|---|
| Benzene | TOT | 2.5 | | 0.5 | 1 | 1 | ug/L | 2.5 | |
| Iron | TOT | 4590 | | 20 | 40 | 300 | ug/L | 15 | |
| Residues- Filterable (TDS) | TOT | 1080 | | 10 | 10 | 500 | mg/L | 2.2 | |

## FDEP Automated Data Evaluation

This is an automated data review. Please see the Human Review statement on page 1.

| | | | | | |
|---|---|---|---|---|---|
| Sample ID: | **B37-1** | Sample Date: | 11/14/2011 10:3 | Project Name: | TOMOKA FARMS ROAD LANDFILL |
| Monitoring Site: | 15799 | Matrix | W | Project Number: | 27540 |

Compliance Check: **GW standards + Groundwater guidance criteria: 1994 document**

Evaluation Type: **A positive result, above the applied criteria was detected.**

Investigate - this MAY represent a potential violation.

| Parameter Name | Fraction | Rslt | Qual | MDL | PQL | Criterion | Units | Exceeds By | Comment: |
|---|---|---|---|---|---|---|---|---|---|
| Benzene | TOT | 12.1 | | 0.5 | 1 | 1 | ug/L | 12 | |
| Iron | TOT | 37600 | | 20 | 40 | 300 | ug/L | 125 | |
| Residues- Filterable (TDS) | TOT | 1570 | | 20 | 20 | 500 | mg/L | 3.1 | |
| Sodium | TOT | 236 | | 0.5 | 1 | 160 | mg/L | 1.5 | |

## FDEP Automated Data Evaluation

This is an automated data review. Please see the Human Review statement on page 1.

| | | | | | |
|---|---|---|---|---|---|
| Sample ID: | **B37-1 DUP** | Sample Date: | 11/14/2011 10:3 | Project Name: | TOMOKA FARMS ROAD LANDFILL |
| Monitoring Site: | 15799 | Matrix | W | Project Number: | 27540 |

Compliance Check: **GW standards + Groundwater guidance criteria: 1994 document**

Evaluation Type: **A positive result, above the applied criteria was detected.**

Investigate - this MAY represent a potential violation.

| Parameter Name | Fraction | Rslt | Qual | MDL | PQL | Criterion | Units | Exceeds By | Comment: |
|---|---|---|---|---|---|---|---|---|---|
| Benzene | TOT | 9.8 | | 0.5 | 1 | 1 | ug/L | 9.8 | |
| Iron | TOT | 37800 | | 20 | 40 | 300 | ug/L | 126 | |
| Residues- Filterable (TDS) | TOT | 1560 | | 20 | 20 | 500 | mg/L | 3.1 | |
| Sodium | TOT | 236 | | 0.5 | 1 | 160 | mg/L | 1.5 | |

## FDEP Automated Data Evaluation

This is an automated data review. Please see the Human Review statement on page 1.

| | | | | | |
|---|---|---|---|---|---|
| Sample ID: | **B37-2** | Sample Date: | 11/14/2011 11:1 | Project Name: | TOMOKA FARMS ROAD LANDFILL |
| Monitoring Site: | 15800 | Matrix | W | Project Number: | 27540 |

Compliance Check: **GW standards + Groundwater guidance criteria: 1994 document**

Evaluation Type: **A positive result, above the applied criteria was detected.**

Investigate - this MAY represent a potential violation.

| Parameter Name | Fraction | Rslt | Qual | MDL | PQL | Criterion | Units | Exceeds By | Comment: |
|---|---|---|---|---|---|---|---|---|---|
| Iron | TOT | 8140 | | 20 | 40 | 300 | ug/L | 27 | |

## FDEP Automated Data Evaluation

This is an automated data review. Please see the Human Review statement on page 1.

| | | | | | |
|---|---|---|---|---|---|
| Sample ID: | **B38-1** | Sample Date: | 11/14/2011 13:3 | Project Name: | TOMOKA FARMS ROAD LANDFILL |
| Monitoring Site: | 15801 | Matrix | W | Project Number: | 27540 |

Compliance Check: **GW standards + Groundwater guidance criteria: 1994 document**

Evaluation Type: **A positive result, above the applied criteria was detected.**

Investigate - this MAY represent a potential violation.

| Parameter Name | Fraction | Rslt | Qual | MDL | PQL | Criterion | Units | Exceeds By | Comment: |
|---|---|---|---|---|---|---|---|---|---|
| Iron | TOT | 19700 | | 20 | 40 | 300 | ug/L | 66 | |

## FDEP Automated Data Evaluation

This is an automated data review. Please see the Human Review statement on page 1.

| | | | | | |
|---|---|---|---|---|---|
| Sample ID: | **B38-2** | Sample Date: | 11/14/2011 14:1 | Project Name: | TOMOKA FARMS ROAD LANDFILL |
| Monitoring Site: | 15802 | Matrix | W | Project Number: | 27540 |

Compliance Check: **GW standards + Groundwater guidance criteria: 1994 document**

Evaluation Type: **A positive result, above the applied criteria was detected.**

Investigate - this MAY represent a potential violation.

| Parameter Name | Fraction | Rslt | Qual | MDL | PQL | Criterion | Units | Exceeds By | Comment: |
|---|---|---|---|---|---|---|---|---|---|
| Iron | TOT | 4740 | | 20 | 40 | 300 | ug/L | 16 | |

## FDEP Automated Data Evaluation

This is an automated data review. Please see the Human Review statement on page 1.

| | | | | | |
|---|---|---|---|---|---|
| Sample ID: | **B39** | Sample Date: | 11/14/2011 14:4 | Project Name: | TOMOKA FARMS ROAD LANDFILL |
| Monitoring Site: | 15803 | Matrix | W | Project Number: | 27540 |

Compliance Check: **GW standards + Groundwater guidance criteria: 1994 document**

Evaluation Type: **A positive result, above the applied criteria was detected.**

Investigate - this MAY represent a potential violation.

| Parameter Name | Fraction | Rslt | Qual | MDL | PQL | Criterion | Units | Exceeds By | Comment: |
|---|---|---|---|---|---|---|---|---|---|
| Iron | TOT | 5320 | | 20 | 40 | 300 | ug/L | 18 | |

## FDEP Automated Data Evaluation

This is an automated data review. Please see the Human Review statement on page 1.

| | | | | | |
|---|---|---|---|---|---|
| Sample ID: | **B40-1** | Sample Date: | 11/11/2011 10:1 | Project Name: | TOMOKA FARMS ROAD LANDFILL |
| Monitoring Site: | 15804 | Matrix | W | Project Number: | 27540 |

Compliance Check: **GW standards + Groundwater guidance criteria: 1994 document**

Evaluation Type: **A positive result, above the applied criteria was detected.**

Investigate - this MAY represent a potential violation.

| Parameter Name | Fraction | Rslt | Qual | MDL | PQL | Criterion | Units | Exceeds By | Comment: |
|---|---|---|---|---|---|---|---|---|---|
| Iron | TOT | 14700 | | 20 | 40 | 300 | ug/L | 49 | |

## FDEP Automated Data Evaluation

This is an automated data review. Please see the Human Review statement on page 1.

| | | | | | |
|---|---|---|---|---|---|
| Sample ID: | **B40-1 DUP** | Sample Date: | 11/11/2011 10:1 | Project Name: | TOMOKA FARMS ROAD LANDFILL |
| Monitoring Site: | 15804 | Matrix | W | Project Number: | 27540 |

Compliance Check: **GW standards + Groundwater guidance criteria: 1994 document**

Evaluation Type: **A positive result, above the applied criteria was detected.**

Investigate - this MAY represent a potential violation.

| Parameter Name | Fraction | Rslt | Qual | MDL | PQL | Criterion | Units | Exceeds By | Comment: |
|---|---|---|---|---|---|---|---|---|---|
| Iron | TOT | 14500 | | 20 | 40 | 300 | ug/L | 48 | |

## FDEP Automated Data Evaluation

This is an automated data review. Please see the Human Review statement on page 1.

| | | | | | |
|---|---|---|---|---|---|
| Sample ID: | **B40-2** | Sample Date: | 11/11/2011 11:0 | Project Name: | TOMOKA FARMS ROAD LANDFILL |
| Monitoring Site: | 15805 | Matrix | W | Project Number: | 27540 |

Compliance Check: **GW standards + Groundwater guidance criteria: 1994 document**

Evaluation Type: **A positive result, above the applied criteria was detected.**

Investigate - this MAY represent a potential violation.

| Parameter Name | Fraction | Rslt | Qual | MDL | PQL | Criterion | Units | Exceeds By | Comment: |
|---|---|---|---|---|---|---|---|---|---|
| Iron | TOT | 1140 | | 20 | 40 | 300 | ug/L | 3.8 | |
| Residues- Filterable (TDS) | TOT | 564 | | 5 | 5 | 500 | mg/L | 1.1 | |

## FDEP Automated Data Evaluation

This is an automated data review. Please see the Human Review statement on page 1.

| | | | | | |
|---|---|---|---|---|---|
| Sample ID: | **B41-1** | Sample Date: | 11/10/2011 15:2 | Project Name: | TOMOKA FARMS ROAD LANDFILL |
| Monitoring Site: | 15806 | Matrix | W | Project Number: | 27540 |

Compliance Check: **GW standards + Groundwater guidance criteria: 1994 document**

Evaluation Type: **A positive result, above the applied criteria was detected.**

Investigate - this MAY represent a potential violation.

| Parameter Name | Fraction | Rslt | Qual | MDL | PQL | Criterion | Units | Exceeds By | Comment: |
|---|---|---|---|---|---|---|---|---|---|
| Benzene | TOT | 2.1 | | 0.5 | 1 | 1 | ug/L | 2.1 | |
| Iron | TOT | 22500 | | 20 | 40 | 300 | ug/L | 75 | |
| Residues- Filterable (TDS) | TOT | 2560 | | 20 | 20 | 500 | mg/L | 5.1 | |
| Sodium | TOT | 168 | | 0.5 | 1 | 160 | mg/L | 1.1 | |

## FDEP Automated Data Evaluation

This is an automated data review. Please see the Human Review statement on page 1.

| | | | | | |
|---|---|---|---|---|---|
| Sample ID: | **B41-2** | Sample Date: | 11/11/2011 12:4 | Project Name: | TOMOKA FARMS ROAD LANDFILL |
| Monitoring Site: | 15807 | Matrix | W | Project Number: | 27540 |

Compliance Check: **GW standards + Groundwater guidance criteria: 1994 document**

Evaluation Type: **A positive result, above the applied criteria was detected.**

Investigate - this MAY represent a potential violation.

| Parameter Name | Fraction | Rslt | Qual | MDL | PQL | Criterion | Units | Exceeds By | Comment: |
|---|---|---|---|---|---|---|---|---|---|
| Iron | TOT | 1540 | | 20 | 40 | 300 | ug/L | 5.1 | |
| Residues- Filterable (TDS) | TOT | 750 | | 10 | 10 | 500 | mg/L | 1.5 | |

## FDEP Automated Data Evaluation

This is an automated data review. Please see the Human Review statement on page 1.

| | | | | | |
|---|---|---|---|---|---|
| Sample ID: | **B42-1** | Sample Date: | 11/11/2011 15:1 | Project Name: | TOMOKA FARMS ROAD LANDFILL |
| Monitoring Site: | 15808 | Matrix | W | Project Number: | 27540 |

Compliance Check: **GW standards + Groundwater guidance criteria: 1994 document**

Evaluation Type: **A positive result, above the applied criteria was detected.**

Investigate - this MAY represent a potential violation.

| Parameter Name | Fraction | Rslt | Qual | MDL | PQL | Criterion | Units | Exceeds By | Comment: |
|---|---|---|---|---|---|---|---|---|---|
| Iron | TOT | 17400 | | 20 | 40 | 300 | ug/L | 58 | |
| Residues- Filterable (TDS) | TOT | 716 | | 10 | 10 | 500 | mg/L | 1.4 | |
| Sulfate | TOT | 280 | | 12.5 | 25 | 250 | mg/L | 1.1 | |

## FDEP Automated Data Evaluation

This is an automated data review. Please see the Human Review statement on page 1.

| | | | | | |
|---|---|---|---|---|---|
| Sample ID: | **B42-2** | Sample Date: | 11/11/2011 14:3 | Project Name: | TOMOKA FARMS ROAD LANDFILL |
| Monitoring Site: | 15809 | Matrix | W | Project Number: | 27540 |

Compliance Check: **GW standards + Groundwater guidance criteria: 1994 document**

Evaluation Type: **A positive result, above the applied criteria was detected.**

Investigate - this MAY represent a potential violation.

| Parameter Name | Fraction | Rslt | Qual | MDL | PQL | Criterion | Units | Exceeds By | Comment: |
|---|---|---|---|---|---|---|---|---|---|
| Iron | TOT | 573 | | 20 | 40 | 300 | ug/L | 1.9 | |

## FDEP Automated Data Evaluation

This is an automated data review. Please see the Human Review statement on page 1.

| | | | | | |
|---|---|---|---|---|---|
| Sample ID: | **B43-1** | Sample Date: | 11/10/2011 14:1 | Project Name: | TOMOKA FARMS ROAD LANDFILL |
| Monitoring Site: | 15810 | Matrix | W | Project Number: | 27540 |

Compliance Check: **GW standards + Groundwater guidance criteria: 1994 document**

Evaluation Type: **A positive result, above the applied criteria was detected.**

Investigate - this MAY represent a potential violation.

| Parameter Name | Fraction | Rslt | Qual | MDL | PQL | Criterion | Units | Exceeds By | Comment: |
|---|---|---|---|---|---|---|---|---|---|
| Benzene | TOT | 1.4 | | 0.5 | 1 | 1 | ug/L | 1.4 | |
| Iron | TOT | 20300 | | 20 | 40 | 300 | ug/L | 68 | |
| Residues- Filterable (TDS) | TOT | 1940 | | 20 | 20 | 500 | mg/L | 3.9 | |

## FDEP Automated Data Evaluation

This is an automated data review. Please see the Human Review statement on page 1.

| | | | | | |
|---|---|---|---|---|---|
| Sample ID: | **B43-1 DUP** | Sample Date: | 11/10/2011 14:1 | Project Name: | TOMOKA FARMS ROAD LANDFILL |
| Monitoring Site: | 15810 | Matrix | W | Project Number: | 27540 |

Compliance Check: **GW standards + Groundwater guidance criteria: 1994 document**

Evaluation Type: **A positive result, above the applied criteria was detected.**

Investigate - this MAY represent a potential violation.

| Parameter Name | Fraction | Rslt | Qual | MDL | PQL | Criterion | Units | Exceeds By | Comment: |
|---|---|---|---|---|---|---|---|---|---|
| Benzene | TOT | 1.4 | | 0.5 | 1 | 1 | ug/L | 1.4 | |
| Iron | TOT | 20200 | | 20 | 40 | 300 | ug/L | 67 | |
| Residues- Filterable (TDS) | TOT | 1670 | | 20 | 20 | 500 | mg/L | 3.3 | |

## FDEP Automated Data Evaluation

This is an automated data review. Please see the Human Review statement on page 1.

| | | | | | |
|---|---|---|---|---|---|
| Sample ID: | **B43-2** | Sample Date: | 11/17/2011 11:4 | Project Name: | TOMOKA FARMS ROAD LANDFILL |
| Monitoring Site: | 15811 | Matrix | W | Project Number: | 27540 |

Compliance Check: **GW standards + Groundwater guidance criteria: 1994 document**

Evaluation Type: **A positive result, above the applied criteria was detected.**

Investigate - this MAY represent a potential violation.

| Parameter Name | Fraction | Rslt | Qual | MDL | PQL | Criterion | Units | Exceeds By | Comment: |
|---|---|---|---|---|---|---|---|---|---|
| Iron | TOT | 784 | | 20 | 40 | 300 | ug/L | 2.6 | |

## FDEP Automated Data Evaluation

This is an automated data review. Please see the Human Review statement on page 1.

| | | | | | |
|---|---|---|---|---|---|
| Sample ID: | **B44** | Sample Date: | 11/17/2011 12:1 | Project Name: | TOMOKA FARMS ROAD LANDFILL |
| Monitoring Site: | 15812 | Matrix | W | Project Number: | 27540 |

Compliance Check: **GW standards + Groundwater guidance criteria: 1994 document**

Evaluation Type: **A positive result, above the applied criteria was detected.**

Investigate - this MAY represent a potential violation.

| Parameter Name | Fraction | Rslt | Qual | MDL | PQL | Criterion | Units | Exceeds By | Comment: |
|---|---|---|---|---|---|---|---|---|---|
| Iron | TOT | 9570 | | 20 | 40 | 300 | ug/L | 32 | |

## FDEP Automated Data Evaluation

This is an automated data review. Please see the Human Review statement on page 1.

| | | | | | |
|---|---|---|---|---|---|
| Sample ID: | **B45-1** | Sample Date: | 11/10/2011 12:0 | Project Name: | TOMOKA FARMS ROAD LANDFILL |
| Monitoring Site: | 15813 | Matrix | W | Project Number: | 27540 |

Compliance Check: **GW standards + Groundwater guidance criteria: 1994 document**

Evaluation Type: **A positive result, above the applied criteria was detected.**

Investigate - this MAY represent a potential violation.

| Parameter Name | Fraction | Rslt | Qual | MDL | PQL | Criterion | Units | Exceeds By | Comment: |
|---|---|---|---|---|---|---|---|---|---|
| Benzene | TOT | 13 | | 0.5 | 1 | 1 | ug/L | 13 | |
| Iron | TOT | 48200 | J | 20 | 40 | 300 | ug/L | 161 | Matrix spike recovery exceeded QC limits. Batch accepted based on laboratory control sample (LCS) recovery. |
| Residues- Filterable (TDS) | TOT | 3020 | | 20 | 20 | 500 | mg/L | 6 | |
| Sodium | TOT | 207 | J | 0.5 | 1 | 160 | mg/L | 1.3 | Matrix spike recovery exceeded QC limits. Batch accepted based on laboratory control sample (LCS) recovery. |

## FDEP Automated Data Evaluation

This is an automated data review. Please see the Human Review statement on page 1.

| | | | | | |
|---|---|---|---|---|---|
| Sample ID: | **B45-2** | Sample Date: | 11/10/2011 11:2 | Project Name: | TOMOKA FARMS ROAD LANDFILL |
| Monitoring Site: | 15814 | Matrix | W | Project Number: | 27540 |

Compliance Check: **GW standards + Groundwater guidance criteria: 1994 document**

Evaluation Type: **A positive result, above the applied criteria was detected.**

Investigate - this MAY represent a potential violation.

| Parameter Name | Fraction | Rslt | Qual | MDL | PQL | Criterion | Units | Exceeds By | Comment: |
|---|---|---|---|---|---|---|---|---|---|
| Iron | TOT | 4360 | | 20 | 40 | 300 | ug/L | 15 | |
| Residues- Filterable (TDS) | TOT | 1020 | | 20 | 20 | 500 | mg/L | 2 | |

## FDEP Automated Data Evaluation

This is an automated data review. Please see the Human Review statement on page 1.

| | | | | | |
|---|---|---|---|---|---|
| Sample ID: | **B5** | Sample Date: | 11/9/2011 14:54 | Project Name: | TOMOKA FARMS ROAD LANDFILL |
| Monitoring Site: | 15403 | Matrix | W | Project Number: | 27540 |

Compliance Check: **GW standards + Groundwater guidance criteria: 1994 document**

Evaluation Type: **A positive result, above the applied criteria was detected.**

Investigate - this MAY represent a potential violation.

| Parameter Name | Fraction | Rslt | Qual | MDL | PQL | Criterion | Units | Exceeds By | Comment: |
|---|---|---|---|---|---|---|---|---|---|
| Iron | TOT | 18000 | | 20 | 40 | 300 | ug/L | 60 | |

## FDEP Automated Data Evaluation

This is an automated data review. Please see the Human Review statement on page 1.

| | | | | | |
|---|---|---|---|---|---|
| Sample ID: | **B59-1R** | Sample Date: | 11/17/2011 13:0 | Project Name: | TOMOKA FARMS ROAD LANDFILL |
| Monitoring Site: | 15817 | Matrix | W | Project Number: | 27540 |

Compliance Check: **GW standards + Groundwater guidance criteria: 1994 document**

Evaluation Type: **A positive result, above the applied criteria was detected.**

Investigate - this MAY represent a potential violation.

| Parameter Name | Fraction | Rslt | Qual | MDL | PQL | Criterion | Units | Exceeds By | Comment: |
|---|---|---|---|---|---|---|---|---|---|
| Iron | TOT | 4560 | | 20 | 40 | 300 | ug/L | 15 | |

## FDEP Automated Data Evaluation

This is an automated data review. Please see the Human Review statement on page 1.

| | | | | | |
|---|---|---|---|---|---|
| Sample ID: | **B59-1R DUP** | Sample Date: | 11/17/2011 13:0 | Project Name: | TOMOKA FARMS ROAD LANDFILL |
| Monitoring Site: | 15817 | Matrix | W | Project Number: | 27540 |

Compliance Check: **GW standards + Groundwater guidance criteria: 1994 document**

Evaluation Type: **A positive result, above the applied criteria was detected.**

Investigate - this MAY represent a potential violation.

| Parameter Name | Fraction | Rslt | Qual | MDL | PQL | Criterion | Units | Exceeds By | Comment: |
|---|---|---|---|---|---|---|---|---|---|
| Iron | TOT | 4500 | | 20 | 40 | 300 | ug/L | 15 | |

Evaluation Type: **The detection limit is greater than the applied action level or criteria.**

Investigate - the detection limit is too high to support the standard.

| Parameter Name | Fraction | Rslt | Qual | MDL | PQL | Criterion | Units | Comment: |
|---|---|---|---|---|---|---|---|---|
| 1,2-Dibromoethane | TOT | 0.072 | U | 0.072 | 0.12 | 0.02 | ug/L | |

## FDEP Automated Data Evaluation

This is an automated data review. Please see the Human Review statement on page 1.

| | | | | | |
|---|---|---|---|---|---|
| Sample ID: | **B59-2R** | Sample Date: | 11/17/2011 13:4 | Project Name: | TOMOKA FARMS ROAD LANDFILL |
| Monitoring Site: | 15818 | Matrix | W | Project Number: | 27540 |

Compliance Check: **GW standards + Groundwater guidance criteria: 1994 document**

Evaluation Type: **A positive result, above the applied criteria was detected.**

Investigate - this MAY represent a potential violation.

| Parameter Name | Fraction | Rslt | Qual | MDL | PQL | Criterion | Units | Exceeds By | Comment: |
|---|---|---|---|---|---|---|---|---|---|
| Iron | TOT | 11800 | | 20 | 40 | 300 | ug/L | 39 | |
| Residues- Filterable (TDS) | TOT | 630 | | 5 | 5 | 500 | mg/L | 1.3 | |

## FDEP Automated Data Evaluation

This is an automated data review. Please see the Human Review statement on page 1.

| | | | | | |
|---|---|---|---|---|---|
| Sample ID: | **B60** | Sample Date: | 11/9/2011 9:58 | Project Name: | TOMOKA FARMS ROAD LANDFILL |
| Monitoring Site: | 15819 | Matrix | W | Project Number: | 27540 |

Compliance Check: **GW standards + Groundwater guidance criteria: 1994 document**

Evaluation Type: **A positive result, above the applied criteria was detected.**

Investigate - this MAY represent a potential violation.

| Parameter Name | Fraction | Rslt | Qual | MDL | PQL | Criterion | Units | Exceeds By | Comment: |
|---|---|---|---|---|---|---|---|---|---|
| Iron | TOT | 3660 | | 20 | 40 | 300 | ug/L | 12 | |

## FDEP Automated Data Evaluation

This is an automated data review. Please see the Human Review statement on page 1.

| | | | | | |
|---|---|---|---|---|---|
| Sample ID: | **B60 DUP** | Sample Date: | 11/9/2011 9:58 | Project Name: | TOMOKA FARMS ROAD LANDFILL |
| Monitoring Site: | 15819 | Matrix | W | Project Number: | 27540 |

Compliance Check: **GW standards + Groundwater guidance criteria: 1994 document**

Evaluation Type: **A positive result, above the applied criteria was detected.**

Investigate - this MAY represent a potential violation.

| Parameter Name | Fraction | Rslt | Qual | MDL | PQL | Criterion | Units | Exceeds By | Comment: |
|---|---|---|---|---|---|---|---|---|---|
| Iron | TOT | 3840 | | 20 | 40 | 300 | ug/L | 13 | |

## FDEP Automated Data Evaluation

This is an automated data review. Please see the Human Review statement on page 1.

| | | | | | |
|---|---|---|---|---|---|
| Sample ID: | **B61R** | Sample Date: | 11/16/2011 10:0 | Project Name: | TOMOKA FARMS ROAD LANDFILL |
| Monitoring Site: | 15820 | Matrix | W | Project Number: | 27540 |

Compliance Check: **GW standards + Groundwater guidance criteria: 1994 document**

Evaluation Type: **A positive result, above the applied criteria was detected.**

Investigate - this MAY represent a potential violation.

| Parameter Name | Fraction | Rslt | Qual | MDL | PQL | Criterion | Units | Exceeds By | Comment: |
|---|---|---|---|---|---|---|---|---|---|
| Iron | TOT | 19400 | | 20 | 40 | 300 | ug/L | 65 | |
| Residues- Filterable (TDS) | TOT | 644 | | 10 | 10 | 500 | mg/L | 1.3 | |

## FDEP Automated Data Evaluation

This is an automated data review. Please see the Human Review statement on page 1.

| | | | | | |
|---|---|---|---|---|---|
| Sample ID: | **B62-1R** | Sample Date: | 11/16/2011 10:5 | Project Name: | TOMOKA FARMS ROAD LANDFILL |
| Monitoring Site: | 15821 | Matrix | W | Project Number: | 27540 |

Compliance Check: **GW standards + Groundwater guidance criteria: 1994 document**

Evaluation Type: **A positive result, above the applied criteria was detected.**

Investigate - this MAY represent a potential violation.

| Parameter Name | Fraction | Rslt | Qual | MDL | PQL | Criterion | Units | Exceeds By | Comment: |
|---|---|---|---|---|---|---|---|---|---|
| Iron | TOT | 24000 | J | 20 | 40 | 300 | ug/L | 80 | Matrix spike recovery exceeded QC limits. Batch accepted based on laboratory control sample (LCS) recovery. |
| Residues- Filterable (TDS) | TOT | 1290 | | 20 | 20 | 500 | mg/L | 2.6 | |
| Sodium | TOT | 223 | J | 0.5 | 1 | 160 | mg/L | 1.4 | Matrix spike recovery exceeded QC limits. Batch accepted based on laboratory control sample (LCS) recovery. |

## FDEP Automated Data Evaluation

This is an automated data review. Please see the Human Review statement on page 1.

| | | | | | |
|---|---|---|---|---|---|
| Sample ID: | **B62-2R** | Sample Date: | 11/17/2011 10:2 | Project Name: | TOMOKA FARMS ROAD LANDFILL |
| Monitoring Site: | 15822 | Matrix | W | Project Number: | 27540 |

Compliance Check: **GW standards + Groundwater guidance criteria: 1994 document**

Evaluation Type: **A positive result, above the applied criteria was detected.**

Investigate - this MAY represent a potential violation.

| Parameter Name | Fraction | Rslt | Qual | MDL | PQL | Criterion | Units | Exceeds By | Comment: |
|---|---|---|---|---|---|---|---|---|---|
| Iron | TOT | 10800 | | 20 | 40 | 300 | ug/L | 36 | |
| Residues- Filterable (TDS) | TOT | 830 | | 10 | 10 | 500 | mg/L | 1.7 | |

## FDEP Automated Data Evaluation

This is an automated data review. Please see the Human Review statement on page 1.

| | | | | | |
|---|---|---|---|---|---|
| Sample ID: | **B63-1** | Sample Date: | 11/9/2011 13:17 | Project Name: | TOMOKA FARMS ROAD LANDFILL |
| Monitoring Site: | 15823 | Matrix | W | Project Number: | 27540 |

Compliance Check: **GW standards + Groundwater guidance criteria: 1994 document**

Evaluation Type: **A positive result, above the applied criteria was detected.**

Investigate - this MAY represent a potential violation.

| Parameter Name | Fraction | Rslt | Qual | MDL | PQL | Criterion | Units | Exceeds By | Comment: |
|---|---|---|---|---|---|---|---|---|---|
| Iron | TOT | 2560 | | 20 | 40 | 300 | ug/L | 8.5 | |

## FDEP Automated Data Evaluation

This is an automated data review. Please see the Human Review statement on page 1.

| | | | | | |
|---|---|---|---|---|---|
| Sample ID: | **B63-2** | Sample Date: | 11/9/2011 13:45 | Project Name: | TOMOKA FARMS ROAD LANDFILL |
| Monitoring Site: | 15824 | Matrix | W | Project Number: | 27540 |

Compliance Check: **GW standards + Groundwater guidance criteria: 1994 document**

Evaluation Type: **A positive result, above the applied criteria was detected.**

Investigate - this MAY represent a potential violation.

| Parameter Name | Fraction | Rslt | Qual | MDL | PQL | Criterion | Units | Exceeds By | Comment: |
|---|---|---|---|---|---|---|---|---|---|
| Iron | TOT | 8330 | | 20 | 40 | 300 | ug/L | 28 | |

## FDEP Automated Data Evaluation

This is an automated data review. Please see the Human Review statement on page 1.

| | | | | | |
|---|---|---|---|---|---|
| Sample ID: | **B64** | Sample Date: | 11/14/2011 12:4 | Project Name: | TOMOKA FARMS ROAD LANDFILL |
| Monitoring Site: | 15825 | Matrix | W | Project Number: | 27540 |

Compliance Check: **GW standards + Groundwater guidance criteria: 1994 document**

Evaluation Type: **A positive result, above the applied criteria was detected.**

Investigate - this MAY represent a potential violation.

| Parameter Name | Fraction | Rslt | Qual | MDL | PQL | Criterion | Units | Exceeds By | Comment: |
|---|---|---|---|---|---|---|---|---|---|
| Iron | TOT | 22900 | | 20 | 40 | 300 | ug/L | 76 | |
| Residues- Filterable (TDS) | TOT | 524 | | 5 | 5 | 500 | mg/L | 1 | |

## FDEP Automated Data Evaluation

This is an automated data review. Please see the Human Review statement on page 1.

| | | | | | |
|---|---|---|---|---|---|
| Sample ID: | **B65** | Sample Date: | 11/11/2011 11:5 | Project Name: | TOMOKA FARMS ROAD LANDFILL |
| Monitoring Site: | 15826 | Matrix | W | Project Number: | 27540 |

Compliance Check: **GW standards + Groundwater guidance criteria: 1994 document**

Evaluation Type: **A positive result, above the applied criteria was detected.**

Investigate - this MAY represent a potential violation.

| Parameter Name | Fraction | Rslt | Qual | MDL | PQL | Criterion | Units | Exceeds By | Comment: |
|---|---|---|---|---|---|---|---|---|---|
| Iron | TOT | 2040 | | 20 | 40 | 300 | ug/L | 6.8 | |
| Residues- Filterable (TDS) | TOT | 511 | | 5 | 5 | 500 | mg/L | 1 | |

## FDEP Automated Data Evaluation

This is an automated data review. Please see the Human Review statement on page 1.

| | | | | | |
|---|---|---|---|---|---|
| Sample ID: | **B68** | Sample Date: | 11/9/2011 10:18 | Project Name: | TOMOKA FARMS ROAD LANDFILL |
| Monitoring Site: | 15829 | Matrix | W | Project Number: | 27540 |

Compliance Check: **GW standards + Groundwater guidance criteria: 1994 document**

Evaluation Type: **A positive result, above the applied criteria was detected.**

Investigate - this MAY represent a potential violation.

| Parameter Name | Fraction | Rslt | Qual | MDL | PQL | Criterion | Units | Exceeds By | Comment: |
|---|---|---|---|---|---|---|---|---|---|
| Iron | TOT | 21400 | | 20 | 40 | 300 | ug/L | 71 | |

## FDEP Automated Data Evaluation

This is an automated data review. Please see the Human Review statement on page 1.

| | | | | | |
|---|---|---|---|---|---|
| Sample ID: | **B70-1** | Sample Date: | 11/8/2011 10:28 | Project Name: | TOMOKA FARMS ROAD LANDFILL |
| Monitoring Site: | 19800 | Matrix | W | Project Number: | 27540 |

Compliance Check: **GW standards + Groundwater guidance criteria: 1994 document**

Evaluation Type: **A positive result, above the applied criteria was detected.**

Investigate - this MAY represent a potential violation.

| Parameter Name | Fraction | Rslt | Qual | MDL | PQL | Criterion | Units | Exceeds By | Comment: |
|---|---|---|---|---|---|---|---|---|---|
| Iron | TOT | 5140 | | 20 | 40 | 300 | ug/L | 17 | |

## FDEP Automated Data Evaluation

This is an automated data review. Please see the Human Review statement on page 1.

| | | | | | |
|---|---|---|---|---|---|
| Sample ID: | **B70-1 DUP** | Sample Date: | 11/8/2011 10:42 | Project Name: | TOMOKA FARMS ROAD LANDFILL |
| Monitoring Site: | 19800 | Matrix | W | Project Number: | 27540 |

Compliance Check: **GW standards + Groundwater guidance criteria: 1994 document**

Evaluation Type: **A positive result, above the applied criteria was detected.**

Investigate - this MAY represent a potential violation.

| Parameter Name | Fraction | Rslt | Qual | MDL | PQL | Criterion | Units | Exceeds By | Comment: |
|---|---|---|---|---|---|---|---|---|---|
| Iron | TOT | 5400 | | 20 | 40 | 300 | ug/L | 18 | |

## FDEP Automated Data Evaluation

This is an automated data review. Please see the Human Review statement on page 1.

| | | | | | |
|---|---|---|---|---|---|
| Sample ID: | **B70-2** | Sample Date: | 11/8/2011 11:20 | Project Name: | TOMOKA FARMS ROAD LANDFILL |
| Monitoring Site: | 19801 | Matrix | W | Project Number: | 27540 |

Compliance Check: **GW standards + Groundwater guidance criteria: 1994 document**

Evaluation Type: **A positive result, above the applied criteria was detected.**

Investigate - this MAY represent a potential violation.

| Parameter Name | Fraction | Rslt | Qual | MDL | PQL | Criterion | Units | Exceeds By | Comment: |
|---|---|---|---|---|---|---|---|---|---|
| Iron | TOT | 9790 | | 20 | 40 | 300 | ug/L | 33 | |

## FDEP Automated Data Evaluation

This is an automated data review. Please see the Human Review statement on page 1.

| | | | | | |
|---|---|---|---|---|---|
| Sample ID: | **B71** | Sample Date: | 11/8/2011 12:03 | Project Name: | TOMOKA FARMS ROAD LANDFILL |
| Monitoring Site: | 19802 | Matrix | W | Project Number: | 27540 |

Compliance Check: **GW standards + Groundwater guidance criteria: 1994 document**

Evaluation Type: **A positive result, above the applied criteria was detected.**

Investigate - this MAY represent a potential violation.

| Parameter Name | Fraction | Rslt | Qual | MDL | PQL | Criterion | Units | Exceeds By | Comment: |
|---|---|---|---|---|---|---|---|---|---|
| Iron | TOT | 6480 | | 20 | 40 | 300 | ug/L | 22 | |

## FDEP Automated Data Evaluation

This is an automated data review. Please see the Human Review statement on page 1.

| | | | | | |
|---|---|---|---|---|---|
| Sample ID: | **B72** | Sample Date: | 11/8/2011 13:02 | Project Name: | TOMOKA FARMS ROAD LANDFILL |
| Monitoring Site: | 19803 | Matrix | W | Project Number: | 27540 |

Compliance Check: **GW standards + Groundwater guidance criteria: 1994 document**

Evaluation Type: **A positive result, above the applied criteria was detected.**

Investigate - this MAY represent a potential violation.

| Parameter Name | Fraction | Rslt | Qual | MDL | PQL | Criterion | Units | Exceeds By | Comment: |
|---|---|---|---|---|---|---|---|---|---|
| Iron | TOT | 2810 | | 20 | 40 | 300 | ug/L | 9.4 | |

## FDEP Automated Data Evaluation

This is an automated data review. Please see the Human Review statement on page 1.

| | | | | | |
|---|---|---|---|---|---|
| Sample ID: | **B73-1** | Sample Date: | 11/8/2011 14:03 | Project Name: | TOMOKA FARMS ROAD LANDFILL |
| Monitoring Site: | 19804 | Matrix | W | Project Number: | 27540 |

Compliance Check: **GW standards + Groundwater guidance criteria: 1994 document**

Evaluation Type: **A positive result, above the applied criteria was detected.**

Investigate - this MAY represent a potential violation.

| Parameter Name | Fraction | Rslt | Qual | MDL | PQL | Criterion | Units | Exceeds By | Comment: |
|---|---|---|---|---|---|---|---|---|---|
| Iron | TOT | 14100 | | 20 | 40 | 300 | ug/L | 47 | |

## FDEP Automated Data Evaluation

This is an automated data review. Please see the Human Review statement on page 1.

| | | | | | |
|---|---|---|---|---|---|
| Sample ID: | **B73-2** | Sample Date: | 11/8/2011 14:34 | Project Name: | TOMOKA FARMS ROAD LANDFILL |
| Monitoring Site: | 19805 | Matrix | W | Project Number: | 27540 |

Compliance Check: **GW standards + Groundwater guidance criteria: 1994 document**

Evaluation Type: **A positive result, above the applied criteria was detected.**

Investigate - this MAY represent a potential violation.

| Parameter Name | Fraction | Rslt | Qual | MDL | PQL | Criterion | Units | Exceeds By | Comment: |
|---|---|---|---|---|---|---|---|---|---|
| Iron | TOT | 859 | | 20 | 40 | 300 | ug/L | 2.9 | |

## FDEP Automated Data Evaluation

This is an automated data review. Please see the Human Review statement on page 1.

| | | | | | |
|---|---|---|---|---|---|
| Sample ID: | **B74** | Sample Date: | 11/8/2011 15:36 | Project Name: | TOMOKA FARMS ROAD LANDFILL |
| Monitoring Site: | 19805 | Matrix | W | Project Number: | 27540 |

Compliance Check: **GW standards + Groundwater guidance criteria: 1994 document**

Evaluation Type: **A positive result, above the applied criteria was detected.**

Investigate - this MAY represent a potential violation.

| Parameter Name | Fraction | Rslt | Qual | MDL | PQL | Criterion | Units | Exceeds By | Comment: |
|---|---|---|---|---|---|---|---|---|---|
| Iron | TOT | 798 | | 20 | 40 | 300 | ug/L | 2.7 | |

## FDEP Automated Data Evaluation

This is an automated data review. Please see the Human Review statement on page 1.

| | | | | | |
|---|---|---|---|---|---|
| Sample ID: | **B75** | Sample Date: | 11/8/2011 16:17 | Project Name: | TOMOKA FARMS ROAD LANDFILL |
| Monitoring Site: | 19807 | Matrix | W | Project Number: | 27540 |

Compliance Check: **GW standards + Groundwater guidance criteria: 1994 document**

Evaluation Type: **A positive result, above the applied criteria was detected.**

Investigate - this MAY represent a potential violation.

| Parameter Name | Fraction | Rslt | Qual | MDL | PQL | Criterion | Units | Exceeds By | Comment: |
|---|---|---|---|---|---|---|---|---|---|
| Arsenic | TOT | 18.9 | | 5 | 10 | 10 | ug/L | 1.9 | |
| Benzene | TOT | 2.5 | | 0.5 | 1 | 1 | ug/L | 2.5 | |
| Iron | TOT | 44200 | | 20 | 40 | 300 | ug/L | 147 | |
| Residues- Filterable (TDS) | TOT | 796 | | 10 | 10 | 500 | mg/L | 1.6 | |

## FDEP Automated Data Evaluation

This is an automated data review. Please see the Human Review statement on page 1.

| | | | | | |
|---|---|---|---|---|---|
| Sample ID: | **B8** | Sample Date: | 11/9/2011 11:00 | Project Name: | TOMOKA FARMS ROAD LANDFILL |
| Monitoring Site: | 15642 | Matrix | W | Project Number: | 27540 |

Compliance Check: **GW standards + Groundwater guidance criteria: 1994 document**

Evaluation Type: **A positive result, above the applied criteria was detected.**

Investigate - this MAY represent a potential violation.

| Parameter Name | Fraction | Rslt | Qual | MDL | PQL | Criterion | Units | Exceeds By | Comment: |
|---|---|---|---|---|---|---|---|---|---|
| Iron | TOT | 675 | | 20 | 40 | 300 | ug/L | 2.3 | |

## FDEP Automated Data Evaluation

This is an automated data review. Please see the Human Review statement on page 1.

| | | | | | |
|---|---|---|---|---|---|
| Sample ID: | **B8-2** | Sample Date: | 11/9/2011 11:47 | Project Name: | TOMOKA FARMS ROAD LANDFILL |
| Monitoring Site: | 15790 | Matrix | W | Project Number: | 27540 |

Compliance Check: **GW standards + Groundwater guidance criteria: 1994 document**

Evaluation Type: **A positive result, above the applied criteria was detected.**

Investigate - this MAY represent a potential violation.

| Parameter Name | Fraction | Rslt | Qual | MDL | PQL | Criterion | Units | Exceeds By | Comment: |
|---|---|---|---|---|---|---|---|---|---|
| Iron | TOT | 29800 | | 20 | 40 | 300 | ug/L | 99 | |
| Residues- Filterable (TDS) | TOT | 876 | | 10 | 10 | 500 | mg/L | 1.8 | |

## FDEP Automated Data Evaluation

This is an automated data review. Please see the Human Review statement on page 1.

| | | | | | |
|---|---|---|---|---|---|
| Sample ID: | **FA-1B** | Sample Date: | 11/14/2011 11:4 | Project Name: | TOMOKA FARMS ROAD LANDFILL |
| Monitoring Site: | 15639 | Matrix | W | Project Number: | 27540 |

Compliance Check: **GW standards + Groundwater guidance criteria: 1994 document**

Evaluation Type: **A positive result, above the applied criteria was detected.**

Investigate - this MAY represent a potential violation.

| Parameter Name | Fraction | Rslt | Qual | MDL | PQL | Criterion | Units | Exceeds By | Comment: |
|---|---|---|---|---|---|---|---|---|---|
| Iron | TOT | 504 | | 20 | 40 | 300 | ug/L | 1.7 | |

## FDEP Automated Data Evaluation

This is an automated data review. Please see the Human Review statement on page 1.

| | | | | | |
|---|---|---|---|---|---|
| Sample ID: | **FA-2C** | Sample Date: | 11/14/2011 14:2 | Project Name: | TOMOKA FARMS ROAD LANDFILL |
| Monitoring Site: | 15836 | Matrix | W | Project Number: | 27540 |

Compliance Check: **GW standards + Groundwater guidance criteria: 1994 document**

Evaluation Type: **A positive result, above the applied criteria was detected.**

Investigate - this MAY represent a potential violation.

| Parameter Name | Fraction | Rslt | Qual | MDL | PQL | Criterion | Units | Exceeds By | Comment: |
|---|---|---|---|---|---|---|---|---|---|
| Iron | TOT | 1670 | | 20 | 40 | 300 | ug/L | 5.6 | |

## FDEP Automated Data Evaluation

This is an automated data review. Please see the Human Review statement on page 1.

| | | | | | |
|---|---|---|---|---|---|
| Sample ID: | **F-MB** | Sample Date: | 11/9/2011 16:35 | Project Name: | TOMOKA FARMS ROAD LANDFILL |
| Monitoring Site: | 22777 | Matrix | W | Project Number: | 27540 |

Compliance Check: **GW standards + Groundwater guidance criteria: 1994 document**

Evaluation Type: **A positive result, above the applied criteria was detected.**

Investigate - this MAY represent a potential violation.

| Parameter Name | Fraction | Rslt | Qual | MDL | PQL | Criterion | Units | Exceeds By | Comment: |
|---|---|---|---|---|---|---|---|---|---|
| Iron | TOT | 359 | | 20 | 40 | 300 | ug/L | 1.2 | |

## FDEP Automated Data Evaluation

This is an automated data review. Please see the Human Review statement on page 1.

| | | | | | |
|---|---|---|---|---|---|
| Sample ID: | **L-1** | Sample Date: | 11/18/2011 10:1 | Project Name: | TOMOKA FARMS ROAD LANDFILL |
| Monitoring Site: | 15844 | Matrix | W | Project Number: | 27540 |

Compliance Check: **GW standards + Groundwater guidance criteria: 1994 document**

Evaluation Type: **A positive result, above the applied criteria was detected.**

Investigate - this MAY represent a potential violation.

| Parameter Name | Fraction | Rslt | Qual | MDL | PQL | Criterion | Units | Exceeds By | Comment: |
|---|---|---|---|---|---|---|---|---|---|
| Arsenic | TOT | 54.2 | | 5 | 10 | 10 | ug/L | 5.4 | |
| Benzene | TOT | 3.3 | | 0.5 | 1 | 1 | ug/L | 3.3 | |
| Benzo(a)pyrene | TOT | 7.2 | I | 6.6 | 47.2 | 0.2 | ug/L | 36 | |
| Chloride | TOT | 700 | | 50 | 100 | 250 | mg/L | 2.8 | |
| Iron | TOT | 1760 | | 20 | 40 | 300 | ug/L | 5.9 | |
| Phenol | TOT | 106 | I | 6.6 | 236 | 10 | ug/L | 11 | |
| Residues- Filterable (TDS) | TOT | 3170 | | 50 | 50 | 500 | mg/L | 6.3 | |
| Sodium | TOT | 670 | | 5 | 10 | 160 | mg/L | 4.2 | Sample was diluted due to the presence of high target analytes. |
| Xylenes- Total | TOT | 21.8 | | 0.5 | 1 | 20 | ug/L | 1.1 | |
| Xylenes- Total | TOT | 21.8 | | 0.5 | 1 | 20 | ug/L | 1.1 | |

Evaluation Type: **The detection limit is greater than the applied action level or criteria.**

Investigate - the detection limit is too high to support the standard.

| Parameter Name | Fraction | Rslt | Qual | MDL | PQL | Criterion | Units | Comment: |
|---|---|---|---|---|---|---|---|---|
| 1,2,4,5-Tetrachlorobenzene | TOT | 69.4 | U | 69.4 | 236 | 4 | ug/L | |
| 1,3-Dichlorobenzene | TOT | 69.9 | U | 69.9 | 236 | 10 | ug/L | |
| 2,4,5-Trichlorophenol | TOT | 8 | U | 8 | 189 | 4 | ug/L | |
| 2,4-Dichlorophenol | TOT | 9 | U | 9 | 94.4 | 4 | ug/L | |
| 2,4-Dinitrophenol | TOT | 52.4 | U | 52.4 | 944 | 30 | ug/L | |
| 2,6-Dichlorophenol | TOT | 10.9 | U | 10.9 | 189 | 4 | ug/L | |
| 2-Nitroaniline | TOT | 9.4 | U | 9.4 | 236 | 7.5 | ug/L | |
| 3,3'-Dichlorobenzidine | TOT | 9.4 | U | 9.4 | 472 | 7.5 | ug/L | |
| 4-Bromophenyl phenyl ether | TOT | 11.8 | U | 11.8 | 236 | 10 | ug/L | |
| 4-Chlorophenyl phenyl ether | TOT | 89.7 | U | 89.7 | 236 | 10 | ug/L | |

## FDEP Automated Data Evaluation

This is an automated data review. Please see the Human Review statement on page 1.

Sample ID: **L-1** Sample Date: 11/18/2011 10:1 Project Name: TOMOKA FARMS ROAD LANDFILL

Monitoring Site: 15844 Matrix W Project Number: 27540

Compliance Check: **GW standards + Groundwater guidance criteria: 1994 document**

Evaluation Type: **The detection limit is greater than the applied action level or criteria.**

Investigate - the detection limit is too high to support the standard.

| Parameter Name | Fraction | Rslt | Qual | MDL | PQL | Criterion | Units | Comment: |
|---|---|---|---|---|---|---|---|---|
| 4-Nitrophenol | TOT | 36.8 | U | 36.8 | 944 | 15 | ug/L | |
| Acenaphthylene | TOT | 83.1 | U | 83.1 | 236 | 10 | ug/L | |
| Benzo(a)anthracene | TOT | 85.9 | U | 85.9 | 236 | 4 | ug/L | |
| Benzo(b)fluoranthene | TOT | 86.9 | U | 86.9 | 94.4 | 4 | ug/L | |
| Benzo(g,h,i)perylene | TOT | 85 | U | 85 | 236 | 10 | ug/L | |
| Benzo(k)fluoranthene | TOT | 5.2 | U | 5.2 | 189 | 4 | ug/L | |
| Bis(2-chloroethyl)ether | TOT | 9.9 | U | 9.9 | 189 | 1.5 | ug/L | |
| Bis(2-chloroisopropyl)ether | TOT | 12.3 | U | 12.3 | 236 | 7.5 | ug/L | |
| bis(2-Ethylhexyl)phthalate | TOT | 45.8 | U | 45.8 | 236 | 6 | ug/L | |
| Chrysene | TOT | 8.5 | U | 8.5 | 236 | 5 | ug/L | |
| Diallate | TOT | 9.9 | U | 9.9 | 236 | 0.57 | ug/L | |
| Dibenzo(a,h)anthracene | TOT | 85.9 | U | 85.9 | 94.4 | 7.5 | ug/L | |
| Hexachlorobenzene | TOT | 9 | U | 9 | 47.2 | 1 | ug/L | |
| Hexachlorocyclopentadiene | TOT | 51.5 | U | 51.5 | 236 | 50 | ug/L | |
| Hexachloroethane | TOT | 11.3 | U | 11.3 | 236 | 10 | ug/L | |
| Indeno(1,2,3-cd)pyrene | TOT | 86.9 | U | 86.9 | 94.4 | 7.5 | ug/L | |
| Naphthalene | TOT | 9.4 | U | 9.4 | 236 | 6.8 | ug/L | |
| Nitrobenzene | TOT | 19.4 | U | 19.4 | 189 | 9.5 | ug/L | |
| N-Nitrosodibutylamine | TOT | 10.4 | U | 10.4 | 189 | 4 | ug/L | |
| N-Nitrosodiethylamine | TOT | 10.4 | U | 10.4 | 189 | 4 | ug/L | |
| N-Nitrosodi-n-propylamine | TOT | 12.3 | U | 12.3 | 189 | 4 | ug/L | |
| N-Nitrosomethylethylamine | TOT | 16 | U | 16 | 236 | 7.5 | ug/L | |

## FDEP Automated Data Evaluation

This is an automated data review. Please see the Human Review statement on page 1.

| | | | | | |
|---|---|---|---|---|---|
| Sample ID: | **L-1** | Sample Date: | 11/18/2011 10:1 | Project Name: | TOMOKA FARMS ROAD LANDFILL |
| Monitoring Site: | 15844 | Matrix | W | Project Number: | 27540 |

Compliance Check: **GW standards + Groundwater guidance criteria: 1994 document**

Evaluation Type: **The detection limit is greater than the applied action level or criteria.**

Investigate - the detection limit is too high to support the standard.

| Parameter Name | Fraction | Rslt | Qual | MDL | PQL | Criterion | Units | Comment: |
|---|---|---|---|---|---|---|---|---|
| N-Nitrosopyrrolidine | TOT | 10.4 | U | 10.4 | 236 | 4 | ug/L | |
| Pentachlorobenzene | TOT | 9.4 | U | 9.4 | 236 | 5.6 | ug/L | |

## FDEP Automated Data Evaluation

This is an automated data review. Please see the Human Review statement on page 1.

| | | | | | |
|---|---|---|---|---|---|
| Sample ID: | **MO5-B** | Sample Date: | 11/14/2011 15:4 | Project Name: | TOMOKA FARMS ROAD LANDFILL |
| Monitoring Site: | 15635 | Matrix | W | Project Number: | 27540 |

Compliance Check: **GW standards + Groundwater guidance criteria: 1994 document**

Evaluation Type: **A positive result, above the applied criteria was detected.**

Investigate - this MAY represent a potential violation.

| Parameter Name | Fraction | Rslt | Qual | MDL | PQL | Criterion | Units | Exceeds By | Comment: |
|---|---|---|---|---|---|---|---|---|---|
| Iron | TOT | 13200 | | 20 | 40 | 300 | ug/L | 44 | |
| Residues- Filterable (TDS) | TOT | 976 | | 10 | 10 | 500 | mg/L | 2 | |

## FDEP Automated Data Evaluation

This is an automated data review. Please see the Human Review statement on page 1.

| | | | | | |
|---|---|---|---|---|---|
| Sample ID: | **SW-12** | Sample Date: | 11/7/2011 12:45 | Project Name: | TOMOKA FARMS ROAD LANDFILL |
| Monitoring Site: | 19799 | Matrix | W | Project Number: | 27540 |

Compliance Check: **GW standards + Groundwater guidance criteria: 1994 document**

Evaluation Type: **A positive result, above the applied criteria was detected.**

Investigate - this MAY represent a potential violation.

| Parameter Name | Fraction | Rslt | Qual | MDL | PQL | Criterion | Units | Exceeds By | Comment: |
|---|---|---|---|---|---|---|---|---|---|
| Iron | TOT | 348 | | 20 | 40 | 300 | ug/L | 1.2 | |

## FDEP Automated Data Evaluation

This is an automated data review. Please see the Human Review statement on page 1.

| | | | | | |
|---|---|---|---|---|---|
| Sample ID: | **SW-2** | Sample Date: | 11/7/2011 10:25 | Project Name: | TOMOKA FARMS ROAD LANDFILL |
| Monitoring Site: | 15831 | Matrix | W | Project Number: | 27540 |

Compliance Check: **GW standards + Groundwater guidance criteria: 1994 document**

Evaluation Type: **A positive result, above the applied criteria was detected.**

Investigate - this MAY represent a potential violation.

| Parameter Name | Fraction | Rslt | Qual | MDL | PQL | Criterion | Units | Exceeds By | Comment: |
|---|---|---|---|---|---|---|---|---|---|
| Iron | TOT | 735 | | 20 | 40 | 300 | ug/L | 2.5 | |

## FDEP Automated Data Evaluation

This is an automated data review. Please see the Human Review statement on page 1.

| | | | | | |
|---|---|---|---|---|---|
| Sample ID: | **SW-2 DUP** | Sample Date: | 11/7/2011 10:25 | Project Name: | TOMOKA FARMS ROAD LANDFILL |
| Monitoring Site: | 15831 | Matrix | W | Project Number: | 27540 |

Compliance Check: **GW standards + Groundwater guidance criteria: 1994 document**

Evaluation Type: **A positive result, above the applied criteria was detected.**

Investigate - this MAY represent a potential violation.

| Parameter Name | Fraction | Rslt | Qual | MDL | PQL | Criterion | Units | Exceeds By | Comment: |
|---|---|---|---|---|---|---|---|---|---|
| Iron | TOT | 770 | | 20 | 40 | 300 | ug/L | 2.6 | |

## FDEP Automated Data Evaluation

This is an automated data review. Please see the Human Review statement on page 1.

| | | | | | |
|---|---|---|---|---|---|
| Sample ID: | **SW-3** | Sample Date: | 11/7/2011 10:00 | Project Name: | TOMOKA FARMS ROAD LANDFILL |
| Monitoring Site: | 15832 | Matrix | W | Project Number: | 27540 |

Compliance Check: **GW standards + Groundwater guidance criteria: 1994 document**

Evaluation Type: **A positive result, above the applied criteria was detected.**

Investigate - this MAY represent a potential violation.

| Parameter Name | Fraction | Rslt | Qual | MDL | PQL | Criterion | Units | Exceeds By | Comment: |
|---|---|---|---|---|---|---|---|---|---|
| Iron | TOT | 702 | | 20 | 40 | 300 | ug/L | 2.3 | |

## FDEP Automated Data Evaluation

This is an automated data review. Please see the Human Review statement on page 1.

| | | | | | |
|---|---|---|---|---|---|
| Sample ID: | **SW-4** | Sample Date: | 11/7/2011 11:00 | Project Name: | TOMOKA FARMS ROAD LANDFILL |
| Monitoring Site: | 15833 | Matrix | W | Project Number: | 27540 |

Compliance Check: **GW standards + Groundwater guidance criteria: 1994 document**

Evaluation Type: **A positive result, above the applied criteria was detected.**

Investigate - this MAY represent a potential violation.

| Parameter Name | Fraction | Rslt | Qual | MDL | PQL | Criterion | Units | Exceeds By | Comment: |
|---|---|---|---|---|---|---|---|---|---|
| 1,1,2,2-Tetrachloroethane | TOT | 0.86 | | 0.12 | 0.5 | 0.2 | ug/L | 4.3 | |
| Iron | TOT | 940 | | 20 | 40 | 300 | ug/L | 3.1 | |

## FDEP Automated Data Evaluation

This is an automated data review. Please see the Human Review statement on page 1.

| | | | | | |
|---|---|---|---|---|---|
| Sample ID: | **SW-5** | Sample Date: | 11/7/2011 11:40 | Project Name: | TOMOKA FARMS ROAD LANDFILL |
| Monitoring Site: | 15638 | Matrix | W | Project Number: | 27540 |

Compliance Check: **GW standards + Groundwater guidance criteria: 1994 document**

Evaluation Type: **A positive result, above the applied criteria was detected.**

Investigate - this MAY represent a potential violation.

| Parameter Name | Fraction | Rslt | Qual | MDL | PQL | Criterion | Units | Exceeds By | Comment: |
|---|---|---|---|---|---|---|---|---|---|
| Iron | TOT | 375 | | 20 | 40 | 300 | ug/L | 1.3 | |

## FDEP Automated Data Evaluation

This is an automated data review. Please see the Human Review statement on page 1.

| | | | | | |
|---|---|---|---|---|---|
| Sample ID: | **Trip Blank (11/10/11)** | Sample Date: | 11/10/2011 8:00 | Project Name: | TOMOKA FARMS ROAD LANDFILL |
| Monitoring Site: | | Matrix | W | Project Number: | 27540 |

Compliance Check: **GW standards + Groundwater guidance criteria: 1994 document**

Evaluation Type: **The detection limit is greater than the applied action level or criteria.**

Investigate - the detection limit is too high to support the standard.

| Parameter Name | Fraction | Rslt | Qual | MDL | PQL | Criterion | Units | Comment: |
|---|---|---|---|---|---|---|---|---|
| 1,2-Dibromo-3-chloropropane | TOT | 1 | U | 1 | 2 | 0.2 | ug/L | |
| 1,2-Dibromoethane | TOT | 0.5 | U | 0.5 | 1 | 0.02 | ug/L | |

## FDEP Automated Data Evaluation

This is an automated data review. Please see the Human Review statement on page 1.

| | | | | | |
|---|---|---|---|---|---|
| Sample ID: | **Trip Blank (11/11/11)** | Sample Date: | 11/11/2011 8:00 | Project Name: | TOMOKA FARMS ROAD LANDFILL |
| Monitoring Site: | | Matrix | W | Project Number: | 27540 |

Compliance Check: **GW standards + Groundwater guidance criteria: 1994 document**

Evaluation Type: **The detection limit is greater than the applied action level or criteria.**

Investigate - the detection limit is too high to support the standard.

| Parameter Name | Fraction | Rslt | Qual | MDL | PQL | Criterion | Units | Comment: |
|---|---|---|---|---|---|---|---|---|
| 1,2-Dibromo-3-chloropropane | TOT | 1 | U | 1 | 2 | 0.2 | ug/L | |
| 1,2-Dibromoethane | TOT | 0.5 | U | 0.5 | 1 | 0.02 | ug/L | |

## FDEP Automated Data Evaluation

This is an automated data review. Please see the Human Review statement on page 1.

| | | | | | |
|---|---|---|---|---|---|
| Sample ID: | **Trip Blank (11/14/11)** | Sample Date: | 11/14/2011 8:00 | Project Name: | TOMOKA FARMS ROAD LANDFILL |
| Monitoring Site: | | Matrix | W | Project Number: | 27540 |

Compliance Check: **GW standards + Groundwater guidance criteria: 1994 document**

Evaluation Type: **The detection limit is greater than the applied action level or criteria.**

Investigate - the detection limit is too high to support the standard.

| Parameter Name | Fraction | Rslt | Qual | MDL | PQL | Criterion | Units | Comment: |
|---|---|---|---|---|---|---|---|---|
| 1,2-Dibromo-3-chloropropane | TOT | 1 | U | 1 | 2 | 0.2 | ug/L | |
| 1,2-Dibromoethane | TOT | 0.5 | U | 0.5 | 1 | 0.02 | ug/L | |

## FDEP Automated Data Evaluation

This is an automated data review. Please see the Human Review statement on page 1.

| | | | | | |
|---|---|---|---|---|---|
| Sample ID: | **Trip blank (11/16/11)** | Sample Date: | 11/16/2011 8:00 | Project Name: | TOMOKA FARMS ROAD LANDFILL |
| Monitoring Site: | | Matrix | W | Project Number: | 27540 |

Compliance Check: **GW standards + Groundwater guidance criteria: 1994 document**

Evaluation Type: **The detection limit is greater than the applied action level or criteria.**

Investigate - the detection limit is too high to support the standard.

| Parameter Name | Fraction | Rslt | Qual | MDL | PQL | Criterion | Units | Comment: |
|---|---|---|---|---|---|---|---|---|
| 1,2-Dibromo-3-chloropropane | TOT | 1 | U | 1 | 2 | 0.2 | ug/L | |
| 1,2-Dibromoethane | TOT | 0.5 | U | 0.5 | 1 | 0.02 | ug/L | |

## FDEP Automated Data Evaluation

This is an automated data review. Please see the Human Review statement on page 1.

| | | | | | |
|---|---|---|---|---|---|
| Sample ID: | **Trip blank (11/17/11)** | Sample Date: | 11/17/2011 8:00 | Project Name: | TOMOKA FARMS ROAD LANDFILL |
| Monitoring Site: | | Matrix | W | Project Number: | 27540 |

Compliance Check: **GW standards + Groundwater guidance criteria: 1994 document**

Evaluation Type: **The detection limit is greater than the applied action level or criteria.**

Investigate - the detection limit is too high to support the standard.

| Parameter Name | Fraction | Rslt | Qual | MDL | PQL | Criterion | Units | Comment: |
|---|---|---|---|---|---|---|---|---|
| 1,2-Dibromo-3-chloropropane | TOT | 1 | U | 1 | 2 | 0.2 | ug/L | |
| 1,2-Dibromoethane | TOT | 0.5 | U | 0.5 | 1 | 0.02 | ug/L | |

## FDEP Automated Data Evaluation

This is an automated data review. Please see the Human Review statement on page 1.

| | | | | | |
|---|---|---|---|---|---|
| Sample ID: | **Trip blank (11/18/11)** | Sample Date: | 11/18/2011 8:00 | Project Name: | TOMOKA FARMS ROAD LANDFILL |
| Monitoring Site: | | Matrix | W | Project Number: | 27540 |

Compliance Check: **GW standards + Groundwater guidance criteria: 1994 document**

Evaluation Type: **The detection limit is greater than the applied action level or criteria.**

Investigate - the detection limit is too high to support the standard.

| Parameter Name | Fraction | Rslt | Qual | MDL | PQL | Criterion | Units | Comment: |
|---|---|---|---|---|---|---|---|---|
| 1,2-Dibromo-3-chloropropane | TOT | 1 | U | 1 | 2 | 0.2 | ug/L | |
| 1,2-Dibromoethane | TOT | 0.5 | U | 0.5 | 1 | 0.02 | ug/L | |

## FDEP Automated Data Evaluation

This is an automated data review. Please see the Human Review statement on page 1.

| | | | | | |
|---|---|---|---|---|---|
| Sample ID: | **Trip Blank (11/7/11)** | Sample Date: | 11/7/2011 8:00 | Project Name: | TOMOKA FARMS ROAD LANDFILL |
| Monitoring Site: | | Matrix | W | Project Number: | 27540 |

Compliance Check: **GW standards + Groundwater guidance criteria: 1994 document**

Evaluation Type: **The detection limit is greater than the applied action level or criteria.**

Investigate - the detection limit is too high to support the standard.

| Parameter Name | Fraction | Rslt | Qual | MDL | PQL | Criterion | Units | Comment: |
|---|---|---|---|---|---|---|---|---|
| 1,2-Dibromo-3-chloropropane | TOT | 1 | U | 1 | 2 | 0.2 | ug/L | |
| 1,2-Dibromoethane | TOT | 0.5 | U | 0.5 | 1 | 0.02 | ug/L | |

## FDEP Automated Data Evaluation

This is an automated data review. Please see the Human Review statement on page 1.

| | | | | | |
|---|---|---|---|---|---|
| Sample ID: | **Trip Blank (11/8/11)** | Sample Date: | 11/8/2011 8:00 | Project Name: | TOMOKA FARMS ROAD LANDFILL |
| Monitoring Site: | | Matrix | W | Project Number: | 27540 |

Compliance Check: **GW standards + Groundwater guidance criteria: 1994 document**

Evaluation Type: **The detection limit is greater than the applied action level or criteria.**

Investigate - the detection limit is too high to support the standard.

| Parameter Name | Fraction | Rslt | Qual | MDL | PQL | Criterion | Units | Comment: |
|---|---|---|---|---|---|---|---|---|
| 1,2-Dibromo-3-chloropropane | TOT | 1 | U | 1 | 2 | 0.2 | ug/L | |
| 1,2-Dibromoethane | TOT | 0.5 | U | 0.5 | 1 | 0.02 | ug/L | |

## FDEP Automated Data Evaluation

This is an automated data review. Please see the Human Review statement on page 1.

| | | | | | |
|---|---|---|---|---|---|
| Sample ID: | **Trip Blank (11/9/11)** | Sample Date: | 11/9/2011 8:00 | Project Name: | TOMOKA FARMS ROAD LANDFILL |
| Monitoring Site: | | Matrix | W | Project Number: | 27540 |

Compliance Check: **GW standards + Groundwater guidance criteria: 1994 document**

Evaluation Type: **The detection limit is greater than the applied action level or criteria.**

Investigate - the detection limit is too high to support the standard.

| Parameter Name | Fraction | Rslt | Qual | MDL | PQL | Criterion | Units | Comment: |
|---|---|---|---|---|---|---|---|---|
| 1,2-Dibromo-3-chloropropane | TOT | 1 | U | 1 | 2 | 0.2 | ug/L | |
| 1,2-Dibromoethane | TOT | 0.5 | U | 0.5 | 1 | 0.02 | ug/L | |

# LIST OF GROUNDWATER LEVELS

# MONITOR WELL WATER LEVEL
# TOMOKA FARMS ROAD LANDFILL

Current month collection date: 11/7/2011
Sampled by: J.S.

| Well ID | Survey (TOC Elevation) | November 2011 Total well depth(TOC) | November 2011 Depth to water | November 2011 Water Level | May 2011 Water Level | November 2010 Water Level |
|---|---|---|---|---|---|---|
| B1-B | 27.31 | **35.80** | **9.59** | **17.72** | **14.45** | **15.96** |
| B-2 | 31.81 | **27.30** | **7.25** | **24.56** | **23.39** | **23.17** |
| B-5 | 32.66 | **25.42** | **4.91** | **27.75** | **25.93** | **25.78** |
| B8 | 33.02 | **47.91** | **14.12** | **18.90** | **16.00** | **17.57** |
| B8-2 | 33.30 | **33.21** | **6.22** | **27.08** | **25.28** | **25.43** |
| B11 | 30.63 | **16.80** | **4.62** | **26.01** | **23.76** | **23.73** |
| B-32 | 30.51 | **31.25** | **3.55** | **26.96** | **25.04** | **24.99** |
| B33-1 | 32.82 | **39.52** | **6.80** | **26.02** | **23.09** | **23.49** |
| B33-2 | 32.10 | **17.76** | **4.04** | **28.06** | **24.83** | **25.16** |
| B34-1 | 31.18 | **34.21** | **3.65** | **27.53** | **24.87** | **25.18** |
| B34-2 | 31.21 | **17.00** | **1.79** | **29.42** | **25.48** | **25.43** |
| B35-1 | 29.29 | **33.90** | **1.95** | **27.34** | **25.07** | **25.49** |
| B35-2 | 29.36 | **17.69** | **1.60** | **27.76** | **24.92** | **25.54** |
| B36 | 29.27 | **34.35** | **1.53** | **27.74** | **25.42** | **24.16** |
| B37-1 | 28.59 | **37.70** | **1.65** | **26.94** | **25.31** | **25.40** |
| B37-2 | 28.72 | **16.92** | **1.15** | **27.57** | **25.43** | **25.67** |
| B38-1 | 28.22 | **39.45** | **4.16** | **24.06** | **21.01** | **22.81** |
| B38-2 | 28.08 | **17.50** | **1.77** | **26.31** | **22.85** | **23.18** |
| B39 | 29.06 | **17.69** | **5.63** | **23.43** | **18.72** | **19.48** |
| B40-1 | 27.64 | **29.55** | **6.98** | **20.66** | **16.61** | **17.75** |
| B40-2 | 27.68 | **17.40** | **4.80** | **22.88** | **17.41** | **18.35** |
| B41-1 | 29.14 | **38.25** | **10.25** | **18.89** | **15.60** | **17.12** |
| B41-2 | 29.26 | **17.78** | **6.32** | **22.94** | **17.00** | **17.14** |
| B42-1 | 28.50 | **31.60** | **9.27** | **19.23** | **15.80** | **17.30** |
| B42-2 | 28.36 | **14.85** | **5.43** | **22.93** | **16.76** | **17.94** |
| B43-1 | 28.07 | **28.96** | **6.10** | **21.97** | **19.39** | **20.29** |
| B43-2 | 28.21 | **14.74** | **6.01** | **22.20** | **19.43** | **20.37** |
| B44 | 30.02 | **14.61** | **6.96** | **23.06** | **21.15** | **21.99** |
| B45-1 | 30.24 | **37.28** | **6.81** | **23.43** | **21.82** | **22.28** |
| B45-2 | 30.31 | **17.61** | **6.95** | **23.36** | **21.83** | **22.29** |
| B58-1 | 29.02 | **N/A** | **N/A** | **N/A** | **N/A** | **N/A** |
| B58-2 | 29.57 | **N/A** | **N/A** | **N/A** | **N/A** | **N/A** |
| B59-1R | 27.77 | **35.10** | **7.84** | **19.93** | **19.48** | **18.71** |
| B59-2R | 27.79 | **17.81** | **8.07** | **19.72** | **19.39** | **18.46** |
| B60 | 28.84 | **35.71** | **8.23** | **20.61** | **20.23** | **19.33** |

# MONITOR WELL WATER LEVEL
# TOMOKA FARMS ROAD LANDFILL

Current month collection date: 11/7/2011
Sampled by: J.S.

| Well ID | Survey (TOC Elevation) | November 2011 Total well depth(TOC) | November 2011 Depth to water | November 2011 Water Level | May 2011 Water Level | November 2010 Water Level |
|---|---|---|---|---|---|---|
| B61R | 39.82 | **28.76** | **13.90** | **25.92** | **25.29** | **24.95** |
| B62-1R | 39.73 | **37.58** | **14.25** | **25.48** | **25.00** | **24.58** |
| B62-2R | 39.71 | **22.05** | **14.34** | **25.37** | **24.88** | **24.52** |
| B63-1 | 30.06 | **30.42** | **2.52** | **27.54** | **25.59** | **25.87** |
| B63-2 | 30.42 | **14.35** | **2.82** | **27.60** | **25.47** | **25.74** |
| B64 | 28.19 | **17.55** | **1.80** | **26.39** | **24.09** | **24.54** |
| B65 | 28.04 | **17.76** | **5.10** | **22.94** | **16.93** | **17.60** |
| B66 | 31.27 | **17.10** | **6.48** | **24.79** | **24.37** | **24.02** |
| B67 | 30.22 | **N/A** | **N/A** | **N/A** | **N/A** | **N/A** |
| B68 | 29.73 | **35.74** | **6.92** | **22.81** | **21.95** | **21.48** |
| FA-1B | 32.16 | **98.18** | **13.78** | **18.38** | **15.10** | **17.13** |
| FA-2C | 26.90 | **96.13** | **13.59** | **13.31** | **10.06** | **12.26** |
| MO5-B | 29.24 | **35.80** | **10.29** | **18.95** | **14.58** | **16.05** |
| B70-1 | 31.03 | **38.14** | **10.00** | **21.03** | **19.25** | **19.51** |
| B70-2 | 31.51 | **21.90** | **10.17** | **21.34** | **19.64** | **19.68** |
| B71 | 30.75 | **21.35** | **9.43** | **21.32** | **19.5** | **19.25** |
| B72 | 28.93 | **21.72** | **7.62** | **21.31** | **19.38** | **18.85** |
| B73-1 | 29.20 | **37.31** | **8.27** | **20.93** | **18.4** | **18.39** |
| B73-2 | 28.95 | **20.30** | **7.57** | **21.38** | **19.08** | **18.9** |
| B74 | 33.78 | **21.42** | **14.45** | **19.33** | **18.55** | **18.36** |
| B75 | 31.62 | **20.82** | **11.60** | **20.02** | **19.1** | **18.87** |
| F-MB | 33.88 | **101.10** | **16.30** | **17.58** | **14.61** | **16.44** |

| SW ID | November 2011 Staff Gauge | May 2011 Staff Gauge | November 2010 Staff Gauge |
|---|---|---|---|
| SW-1 | **4.78** | **4.76** | **4.78** |
| SW-2 | **2.90** | **1.96** | **1.9** |
| SW-3 | **1.94** | **N/A** | **N/A** |
| SW-4 | **1.18** | **N/A** | **N/A** |
| SW-5 | **N/A** | **2.90** | **N/A** |
| SW-11 | **2.50** | **1.1** | **1.19** |
| SW-12 | **N/A** | **2.70** | **2.1** |

Created by: Jeff Baylor, Project Manager

# Report

**Pace Analytical Services, Inc.**
8 East Tower Circle
Ormond Beach, FL 32174
(386)672-5668

November 18, 2011

Ms. Jennifer Stirk
Volusia County Solid Waste Management
1990 Tomoka Farms Road
Port Orange, FL 32128

RE: Project: Tomoka Semi-annual LF
Pace Project No.: 3542464

Dear Ms. Stirk:
Enclosed are the analytical results for sample(s) received by the laboratory on November 07, 2011. The results relate only to the samples included in this report. Results reported herein conform to the most current TNI standards and the laboratory's Quality Assurance Manual, where applicable, unless otherwise noted in the body of the report.

If you have any questions concerning this report, please feel free to contact me.

Sincerely,

Jeff Baylor

Jeff Baylor

jeff.baylor@pacelabs.com
Project Manager

Enclosures

cc: Ken Guilbeault, SCS Engineers
Ms. Katherine Weitz, HDR Engineering, Inc.

**Pace Analytical Services, Inc.**
8 East Tower Circle
Ormond Beach, FL 32174
(386)672-5668

# CERTIFICATIONS

Project: Tomoka Semi-annual LF
Pace Project No.: 3542464

**Ormond Beach Certification IDs**
8 East Tower Circle, Ormond Beach, FL 32174
Alabama Certification #: 41320
Arizona Certification #: AZ0735
Colorado Certification: FL NELAC Reciprocity
Connecticut Certification #: PH 0216
Florida Certification #: E83079
Georgia Certification #: 955
Guam Certification: FL NELAC Reciprocity
Hawaii Certification: FL NELAC Reciprocity
Illinois Certification #: 200068
Indiana Certification: FL NELAC Reciprocity
Kansas Certification #: E-10383
Kentucky Certification #: 90050
Louisiana Certification #: FL NELAC Reciprocity
Louisiana Environmental Certificate #: 05007
Maine Certification #: FL01264
Massachusetts Certification #: M-FL1264
Michigan Certification #: 9911
Mississippi Certification: FL NELAC Reciprocity
Missouri Certification #: 236
Montana Certification #: Cert 0074
Nevada Certification: FL NELAC Reciprocity
New Hampshire Certification #: 2958
New Jersey Certification #: FL765
New York Certification #: 11608
North Carolina Environmental Certificate #: 667
North Carolina Certification #: 12710
Pennsylvania Certification #: 68-00547
Puerto Rico Certification #: FL01264
Tennessee Certification #: TN02974
Texas Certification: FL NELAC Reciprocity
U.S.Virgin Islands Certification: FL NELAC Reciprocity
Virginia Certification #: 00432
Virginia Environmental Certificate #: 460165
Washington Certification #: C955
Wyoming Certification: FL NELAC Reciprocity
Wyoming (EPA Region 8): FL NELAC Reciprocity

**Green Bay Certification IDs**
1241 Bellevue Street, Green Bay, WI 54302
Florida/NELAP Certification #: E87948
Illinois Certification #: 200050
Kentucky Certification #: 82
Louisiana Certification #: 04168
Minnesota Certification #: 055-999-334
New York Certification #: 11888
North Carolina Certification #: 503
North Dakota Certification #: R-150
South Carolina Certification #: 83006001
US Dept of Agriculture #: S-76505
Wisconsin Certification #: 405132750
Wisconsin DATCP Certification #: 105-444

**Pace Analytical Services, Inc.**
8 East Tower Circle
Ormond Beach, FL 32174
(386)672-5668

## SAMPLE SUMMARY

Project: Tomoka Semi-annual LF
Pace Project No.: 3542464

| Lab ID | Sample ID | Matrix | Date Collected | Date Received |
|---|---|---|---|---|
| **3542464001** | **Equipment Blank (11/7/11)** | Water | 11/07/11 09:45 | 11/07/11 14:45 |
| **3542464002** | **SW-3** | Water | 11/07/11 10:00 | 11/07/11 14:45 |
| **3542464003** | **SW-2** | Water | 11/07/11 10:25 | 11/07/11 14:45 |
| **3542464004** | **SW-2 DUP** | Water | 11/07/11 10:25 | 11/07/11 14:45 |
| **3542464005** | **SW-4** | Water | 11/07/11 11:00 | 11/07/11 14:45 |
| **3542464006** | **SW-5** | Water | 11/07/11 11:40 | 11/07/11 14:45 |
| **3542464007** | **SW-1** | Water | 11/07/11 12:15 | 11/07/11 14:45 |
| **3542464008** | **SW-12** | Water | 11/07/11 12:45 | 11/07/11 14:45 |
| **3542464009** | **SW-11** | Water | 11/07/11 13:20 | 11/07/11 14:45 |
| **3542464010** | **Trip Blank (11/7/11)** | Water | 11/07/11 08:00 | 11/07/11 14:45 |

**Pace Analytical Services, Inc.**
8 East Tower Circle
Ormond Beach, FL 32174
(386)672-5668

# SAMPLE ANALYTE COUNT

Project: Tomoka Semi-annual LF
Pace Project No.: 3542464

| Lab ID | Sample ID | Method | Analysts | Analytes Reported | Laboratory |
|---|---|---|---|---|---|
| **3542464001** | **Equipment Blank (11/7/11)** | EPA 1631E | GMW | 1 | PASI-G |
| | | EPA 8011 | JLR | 2 | PASI-O |
| | | EPA 6010 | IST | 10 | PASI-O |
| | | EPA 6020 | DRS | 8 | PASI-O |
| | | SM 9222D | AIS | 1 | PASI-O |
| | | EPA 8260 | SK | 49 | PASI-O |
| | | SM 2540C | MMD | 1 | PASI-O |
| | | SM 2540D | MMD | 1 | PASI-O |
| | | SM 5210B | KDM | 1 | PASI-O |
| | | SM10200 | LAJ | 1 | PASI-O |
| | | TKN+NOx Calculation | AMD | 1 | PASI-O |
| | | EPA 300.0 | LAJ | 1 | PASI-O |
| | | EPA 350.1 | SOA | 1 | PASI-O |
| | | EPA 351.2 | MBS | 1 | PASI-O |
| | | EPA 353.2 | MBS | 1 | PASI-O |
| | | EPA 365.4 | MBS | 1 | PASI-O |
| | | EPA 410.4 | AAM | 1 | PASI-O |
| | | SM 5310B | AIS | 1 | PASI-O |
| **3542464002** | **SW-3** | EPA 1631E | GMW | 1 | PASI-G |
| | | | JSB | 6 | PASI-O |
| | | EPA 8011 | JLR | 2 | PASI-O |
| | | EPA 6010 | IST | 10 | PASI-O |
| | | EPA 6020 | DRS | 8 | PASI-O |
| | | SM 9222D | AIS | 1 | PASI-O |
| | | EPA 8260 | SK | 49 | PASI-O |
| | | SM 2540C | MMD | 1 | PASI-O |
| | | SM 2540D | MMD | 1 | PASI-O |
| | | SM 5210B | KDM | 1 | PASI-O |
| | | SM10200 | LAJ | 1 | PASI-O |
| | | TKN+NOx Calculation | AMD | 1 | PASI-O |
| | | EPA 300.0 | LAJ | 1 | PASI-O |
| | | EPA 350.1 | SOA | 2 | PASI-O |
| | | EPA 351.2 | MBS | 1 | PASI-O |
| | | EPA 353.2 | MBS | 1 | PASI-O |
| | | EPA 365.4 | MBS | 1 | PASI-O |
| | | EPA 410.4 | AAM | 1 | PASI-O |
| | | SM 5310B | AIS | 1 | PASI-O |

**Pace Analytical Services, Inc.**
8 East Tower Circle
Ormond Beach, FL 32174
(386)672-5668

# SAMPLE ANALYTE COUNT

Project: Tomoka Semi-annual LF
Pace Project No.: 3542464

| Lab ID | Sample ID | Method | Analysts | Analytes Reported | Laboratory |
|---|---|---|---|---|---|
| **3542464003** | **SW-2** | EPA 1631E | GMW | 1 | PASI-G |
| | | | JSB | 6 | PASI-O |
| | | EPA 8011 | JLR | 2 | PASI-O |
| | | EPA 6010 | IST | 10 | PASI-O |
| | | EPA 6020 | DRS | 8 | PASI-O |
| | | SM 9222D | AIS | 1 | PASI-O |
| | | EPA 8260 | SK | 49 | PASI-O |
| | | SM 2540C | MMD | 1 | PASI-O |
| | | SM 2540D | MMD | 1 | PASI-O |
| | | SM 5210B | KDM | 1 | PASI-O |
| | | SM10200 | LAJ | 1 | PASI-O |
| | | TKN+NOx Calculation | AMD | 1 | PASI-O |
| | | EPA 300.0 | LAJ | 1 | PASI-O |
| | | EPA 350.1 | SOA | 2 | PASI-O |
| | | EPA 351.2 | MBS | 1 | PASI-O |
| | | EPA 353.2 | MBS | 1 | PASI-O |
| | | EPA 365.4 | MBS | 1 | PASI-O |
| | | EPA 410.4 | AAM | 1 | PASI-O |
| | | SM 5310B | AIS | 1 | PASI-O |
| **3542464004** | **SW-2 DUP** | EPA 1631E | GMW | 1 | PASI-G |
| | | | JSB | 6 | PASI-O |
| | | EPA 8011 | JLR | 2 | PASI-O |
| | | EPA 6010 | IST | 10 | PASI-O |
| | | EPA 6020 | DRS | 8 | PASI-O |
| | | SM 9222D | AIS | 1 | PASI-O |
| | | EPA 8260 | SK | 49 | PASI-O |
| | | SM 2540C | MMD | 1 | PASI-O |
| | | SM 2540D | MMD | 1 | PASI-O |
| | | SM 5210B | KDM | 1 | PASI-O |
| | | SM10200 | LAJ | 1 | PASI-O |
| | | TKN+NOx Calculation | AMD | 1 | PASI-O |
| | | EPA 300.0 | LAJ | 1 | PASI-O |
| | | EPA 350.1 | SOA | 2 | PASI-O |
| | | EPA 351.2 | MBS | 1 | PASI-O |
| | | EPA 353.2 | MBS | 1 | PASI-O |
| | | EPA 365.4 | MBS | 1 | PASI-O |
| | | EPA 410.4 | AAM | 1 | PASI-O |

**Pace Analytical Services, Inc.**
8 East Tower Circle
Ormond Beach, FL 32174
(386)672-5668

## SAMPLE ANALYTE COUNT

Project: Tomoka Semi-annual LF
Pace Project No.: 3542464

| Lab ID | Sample ID | Method | Analysts | Analytes Reported | Laboratory |
|---|---|---|---|---|---|
| | | SM 5310B | AIS | 1 | PASI-O |
| **3542464005** | **SW-4** | EPA 1631E | GMW | 1 | PASI-G |
| | | | JSB | 6 | PASI-O |
| | | EPA 8011 | JLR | 2 | PASI-O |
| | | EPA 6010 | IST | 10 | PASI-O |
| | | EPA 6020 | DRS | 8 | PASI-O |
| | | SM 9222D | AIS | 1 | PASI-O |
| | | EPA 8260 | SK | 49 | PASI-O |
| | | SM 2540C | MMD | 1 | PASI-O |
| | | SM 2540D | MMD | 1 | PASI-O |
| | | SM 5210B | KDM | 1 | PASI-O |
| | | SM10200 | LAJ | 1 | PASI-O |
| | | TKN+NOx Calculation | AMD | 1 | PASI-O |
| | | EPA 300.0 | LAJ | 1 | PASI-O |
| | | EPA 350.1 | SOA | 2 | PASI-O |
| | | EPA 351.2 | MBS | 1 | PASI-O |
| | | EPA 353.2 | MBS | 1 | PASI-O |
| | | EPA 365.4 | MBS | 1 | PASI-O |
| | | EPA 410.4 | AAM | 1 | PASI-O |
| | | SM 5310B | AIS | 1 | PASI-O |
| **3542464006** | **SW-5** | EPA 1631E | GMW | 1 | PASI-G |
| | | | JSB | 6 | PASI-O |
| | | EPA 8011 | JLR | 2 | PASI-O |
| | | EPA 6010 | IST | 10 | PASI-O |
| | | EPA 6020 | DRS | 8 | PASI-O |
| | | SM 9222D | AIS | 1 | PASI-O |
| | | EPA 8260 | SK | 49 | PASI-O |
| | | SM 2540C | MMD | 1 | PASI-O |
| | | SM 2540D | MMD | 1 | PASI-O |
| | | SM 5210B | KDM | 1 | PASI-O |
| | | SM10200 | LAJ | 1 | PASI-O |
| | | TKN+NOx Calculation | AMD | 1 | PASI-O |
| | | EPA 300.0 | LAJ | 1 | PASI-O |
| | | EPA 350.1 | SOA | 2 | PASI-O |
| | | EPA 351.2 | MBS | 1 | PASI-O |
| | | EPA 353.2 | MBS | 1 | PASI-O |
| | | EPA 365.4 | MBS | 1 | PASI-O |

**Pace Analytical Services, Inc.**
8 East Tower Circle
Ormond Beach, FL 32174
(386)672-5668

# SAMPLE ANALYTE COUNT

Project: Tomoka Semi-annual LF
Pace Project No.: 3542464

| Lab ID | Sample ID | Method | Analysts | Analytes Reported | Laboratory |
|---|---|---|---|---|---|
| | | EPA 410.4 | AAM | 1 | PASI-O |
| | | SM 5310B | AIS | 1 | PASI-O |
| **3542464007** | **SW-1** | EPA 1631E | GMW | 1 | PASI-G |
| | | | JSB | 6 | PASI-O |
| | | EPA 8011 | JLR | 2 | PASI-O |
| | | EPA 6010 | IST | 10 | PASI-O |
| | | EPA 6020 | DRS | 8 | PASI-O |
| | | SM 9222D | AIS | 1 | PASI-O |
| | | EPA 8260 | SK | 49 | PASI-O |
| | | SM 2540C | MMD | 1 | PASI-O |
| | | SM 2540D | MMD | 1 | PASI-O |
| | | SM 5210B | KDM | 1 | PASI-O |
| | | SM10200 | LAJ | 1 | PASI-O |
| | | TKN+NOx Calculation | AMD | 1 | PASI-O |
| | | EPA 300.0 | LAJ | 1 | PASI-O |
| | | EPA 350.1 | SOA | 2 | PASI-O |
| | | EPA 351.2 | MBS | 1 | PASI-O |
| | | EPA 353.2 | MBS | 1 | PASI-O |
| | | EPA 365.4 | MBS | 1 | PASI-O |
| | | EPA 410.4 | AAM | 1 | PASI-O |
| | | SM 5310B | AIS | 1 | PASI-O |
| **3542464008** | **SW-12** | EPA 1631E | GMW | 1 | PASI-G |
| | | | JSB | 6 | PASI-O |
| | | EPA 8011 | JLR | 2 | PASI-O |
| | | EPA 6010 | IST | 10 | PASI-O |
| | | EPA 6020 | DRS | 8 | PASI-O |
| | | SM 9222D | AIS | 1 | PASI-O |
| | | EPA 8260 | SK | 49 | PASI-O |
| | | SM 2540C | MMD | 1 | PASI-O |
| | | SM 2540D | MMD | 1 | PASI-O |
| | | SM 5210B | KDM | 1 | PASI-O |
| | | SM10200 | LAJ | 1 | PASI-O |
| | | TKN+NOx Calculation | AMD | 1 | PASI-O |
| | | EPA 300.0 | LAJ | 1 | PASI-O |
| | | EPA 350.1 | SOA | 2 | PASI-O |
| | | EPA 351.2 | MBS | 1 | PASI-O |
| | | EPA 353.2 | MBS | 1 | PASI-O |

**Pace Analytical Services, Inc.**
8 East Tower Circle
Ormond Beach, FL 32174
(386)672-5668

# SAMPLE ANALYTE COUNT

Project: Tomoka Semi-annual LF
Pace Project No.: 3542464

| Lab ID | Sample ID | Method | Analysts | Analytes Reported | Laboratory |
|---|---|---|---|---|---|
| | | EPA 365.4 | MBS | 1 | PASI-O |
| | | EPA 410.4 | AAM | 1 | PASI-O |
| | | SM 5310B | AIS | 1 | PASI-O |
| **3542464009** | **SW-11** | EPA 1631E | GMW | 1 | PASI-G |
| | | | JSB | 6 | PASI-O |
| | | EPA 8011 | JLR | 2 | PASI-O |
| | | EPA 6010 | IST | 10 | PASI-O |
| | | EPA 6020 | DRS | 8 | PASI-O |
| | | SM 9222D | AIS | 1 | PASI-O |
| | | EPA 8260 | SK | 49 | PASI-O |
| | | SM 2540C | MMD | 1 | PASI-O |
| | | SM 2540D | MMD | 1 | PASI-O |
| | | SM 5210B | KDM | 1 | PASI-O |
| | | SM10200 | LAJ | 1 | PASI-O |
| | | TKN+NOx Calculation | AMD | 1 | PASI-O |
| | | EPA 300.0 | LAJ | 1 | PASI-O |
| | | EPA 350.1 | SOA | 2 | PASI-O |
| | | EPA 351.2 | MBS | 1 | PASI-O |
| | | EPA 353.2 | MBS | 1 | PASI-O |
| | | EPA 365.4 | MBS | 1 | PASI-O |
| | | EPA 410.4 | AAM | 1 | PASI-O |
| | | SM 5310B | AIS | 1 | PASI-O |
| **3542464010** | **Trip Blank (11/7/11)** | EPA 8260 | SK | 51 | PASI-O |

**Pace Analytical Services, Inc.**
8 East Tower Circle
Ormond Beach, FL 32174
(386)672-5668

# HITS ONLY

Project: Tomoka Semi-annual LF
Pace Project No.: 3542464

| Lab Sample ID / Method | Client Sample ID / Parameters | Result | Units | Report Limit | Analyzed | Qualifiers |
|---|---|---|---|---|---|---|
| **3542464001** | **Equipment Blank (11/7/11)** | | | | | |
| EPA 8260 | Acetone | 5.2 I | ug/L | 10.0 | 11/15/11 09:07 | |
| **3542464002** | **SW-3** | | | | | |
| EPA 1631E | Mercury | 0.00575 | ug/L | 0.00050 | 11/16/11 08:01 | |
| | Field pH | 4.83 | Std. Units | | 11/07/11 10:00 | |
| | Field Temperature | 22.10 | deg C | | 11/07/11 10:00 | |
| | Appearance | Color: Yellow, Sheen: None | | | 11/07/11 10:00 | |
| | Field Specific Conductance | 419 | umhos/cm | | 11/07/11 10:00 | |
| | Oxygen, Dissolved | 2.26 | mg/L | | 11/07/11 10:00 | |
| | Turbidity | 0.82 | NTU | | 11/07/11 10:00 | |
| EPA 6010 | Barium | 27.6 | ug/L | 10.0 | 11/09/11 04:36 | |
| EPA 6010 | Iron | 702 | ug/L | 40.0 | 11/09/11 04:36 | |
| EPA 6010 | Sodium | 29.7 | mg/L | 1.0 | 11/09/11 04:36 | |
| EPA 6010 | Tot Hardness asCaCO3 (SM 2340B | 134 | mg/L | 3.2 | 11/09/11 04:36 | |
| SM 9222D | Fecal Coliforms | 8.0 | CFU/100 mL | 2.0 | 11/08/11 14:20 | |
| SM 2540C | Total Dissolved Solids | 290 | mg/L | 5.0 | 11/08/11 09:50 | |
| SM 5210B | BOD, 5 day | 2.5 | mg/L | 2.0 | 11/14/11 12:13 | |
| SM10200 | Chlorophyll a | 3.2 | ug/L | 1.0 | 11/15/11 15:03 | |
| TKN+NOx Calculation | Total Nitrogen | 1.7 | mg/L | 0.50 | 11/16/11 11:39 | |
| EPA 350.1 | Nitrogen, Ammonia | 0.025 I | mg/L | 0.050 | 11/15/11 10:30 | |
| EPA 351.2 | Nitrogen, Kjeldahl, Total | 1.7 | mg/L | 0.50 | 11/09/11 12:40 | |
| EPA 365.4 | Phosphorus, Total (as P) | 0.17 | mg/L | 0.10 | 11/09/11 12:40 | |
| EPA 410.4 | Chemical Oxygen Demand | 113 | mg/L | 20.0 | 11/08/11 14:42 | |
| SM 5310B | Total Organic Carbon | 30.2 | mg/L | 1.0 | 11/10/11 19:22 | |
| **3542464003** | **SW-2** | | | | | |
| EPA 1631E | Mercury | 0.00105 | ug/L | 0.00050 | 11/16/11 08:05 | |
| | Field pH | 6.08 | Std. Units | | 11/07/11 10:25 | |
| | Field Temperature | 21.32 | deg C | | 11/07/11 10:25 | |
| | Appearance | Color: Yellow, Sheen: None | | | 11/07/11 10:25 | |
| | Field Specific Conductance | 539 | umhos/cm | | 11/07/11 10:25 | |
| | Oxygen, Dissolved | 6.67 | mg/L | | 11/07/11 10:25 | |
| | Turbidity | 1.69 | NTU | | 11/07/11 10:25 | |
| EPA 6010 | Barium | 34.6 | ug/L | 10.0 | 11/09/11 04:40 | |
| EPA 6010 | Iron | 735 | ug/L | 40.0 | 11/09/11 04:40 | |
| EPA 6010 | Sodium | 42.5 | mg/L | 1.0 | 11/09/11 04:40 | |
| EPA 6010 | Tot Hardness asCaCO3 (SM 2340B | 173 | mg/L | 3.2 | 11/09/11 04:40 | |
| SM 9222D | Fecal Coliforms | 4.0 | CFU/100 mL | 2.0 | 11/08/11 14:20 | |
| SM 2540C | Total Dissolved Solids | 329 | mg/L | 5.0 | 11/08/11 09:50 | |
| SM 5210B | BOD, 5 day | 2.8 | mg/L | 2.0 | 11/14/11 12:15 | |
| SM10200 | Chlorophyll a | 39.6 | ug/L | 1.0 | 11/15/11 15:03 | |
| TKN+NOx Calculation | Total Nitrogen | 1.3 | mg/L | 0.50 | 11/16/11 11:39 | |
| EPA 300.0 | Nitrate as N | 0.15 | mg/L | 0.050 | 11/08/11 11:27 | |

**Pace Analytical Services, Inc.**
8 East Tower Circle
Ormond Beach, FL 32174
(386)672-5668

## HITS ONLY

Project: Tomoka Semi-annual LF
Pace Project No.: 3542464

| Lab Sample ID / Method | Client Sample ID / Parameters | Result | Units | Report Limit | Analyzed | Qualifiers |
|---|---|---|---|---|---|---|
| **3542464003** | **SW-2** | | | | | |
| EPA 350.1 | Nitrogen, Ammonia | 0.020U | mg/L | 0.050 | 11/15/11 10:31 | |
| EPA 351.2 | Nitrogen, Kjeldahl, Total | 1.2 | mg/L | 0.50 | 11/09/11 12:42 | |
| EPA 353.2 | Nitrogen, NO2 plus NO3 | 0.043 I | mg/L | 0.050 | 11/08/11 10:35 | |
| EPA 410.4 | Chemical Oxygen Demand | 62.5 | mg/L | 20.0 | 11/08/11 14:42 | |
| SM 5310B | Total Organic Carbon | 18.3 | mg/L | 1.0 | 11/10/11 19:37 | |
| **3542464004** | **SW-2 DUP** | | | | | |
| EPA 1631E | Mercury | 0.00107 | ug/L | 0.00050 | 11/16/11 08:10 | |
| | Field pH | 6.08 | Std. Units | | 11/07/11 10:25 | |
| | Field Temperature | 21.32 | deg C | | 11/07/11 10:25 | |
| | Appearance | Color: Yellow, Sheen: None | | | 11/07/11 10:25 | |
| | Field Specific Conductance | 539 | umhos/cm | | 11/07/11 10:25 | |
| | Oxygen, Dissolved | 6.67 | mg/L | | 11/07/11 10:25 | |
| | Turbidity | 1.69 | NTU | | 11/07/11 10:25 | |
| EPA 6010 | Barium | 33.2 | ug/L | 10.0 | 11/09/11 04:44 | |
| EPA 6010 | Iron | 770 | ug/L | 40.0 | 11/09/11 04:44 | |
| EPA 6010 | Sodium | 42.0 | mg/L | 1.0 | 11/09/11 04:44 | |
| EPA 6010 | Tot Hardness asCaCO3 (SM 2340B | 172 | mg/L | 3.2 | 11/09/11 04:44 | |
| SM 9222D | Fecal Coliforms | 6.0 | CFU/100 mL | 2.0 | 11/08/11 14:20 | |
| SM 2540C | Total Dissolved Solids | 331 | mg/L | 5.0 | 11/08/11 09:50 | |
| SM 5210B | BOD, 5 day | 2.7 | mg/L | 2.0 | 11/14/11 12:16 | |
| SM10200 | Chlorophyll a | 35.4 | ug/L | 1.0 | 11/15/11 15:03 | |
| TKN+NOx Calculation | Total Nitrogen | 1.2 | mg/L | 0.50 | 11/16/11 11:39 | |
| EPA 300.0 | Nitrate as N | 0.15 | mg/L | 0.050 | 11/08/11 11:39 | |
| EPA 351.2 | Nitrogen, Kjeldahl, Total | 1.2 | mg/L | 0.50 | 11/09/11 12:43 | |
| EPA 353.2 | Nitrogen, NO2 plus NO3 | 0.044 I | mg/L | 0.050 | 11/08/11 10:36 | |
| EPA 410.4 | Chemical Oxygen Demand | 59.8 | mg/L | 20.0 | 11/08/11 14:42 | |
| SM 5310B | Total Organic Carbon | 18.0 | mg/L | 1.0 | 11/10/11 19:55 | |
| **3542464005** | **SW-4** | | | | | |
| EPA 1631E | Mercury | 0.00597 | ug/L | 0.00050 | 11/16/11 08:15 | |
| | Field pH | 6.85 | Std. Units | | 11/07/11 11:00 | |
| | Field Temperature | 22.01 | deg C | | 11/07/11 11:00 | |
| | Appearance | Color: Yellow, Sheen: Present | | | 11/07/11 11:00 | |
| | Field Specific Conductance | 531 | umhos/cm | | 11/07/11 11:00 | |
| | Oxygen, Dissolved | 2.21 | mg/L | | 11/07/11 11:00 | |
| | Turbidity | 1.39 | NTU | | 11/07/11 11:00 | |
| EPA 6010 | Barium | 27.5 | ug/L | 10.0 | 11/09/11 04:48 | |
| EPA 6010 | Iron | 940 | ug/L | 40.0 | 11/09/11 04:48 | |
| EPA 6010 | Sodium | 43.0 | mg/L | 1.0 | 11/09/11 04:48 | |
| EPA 6010 | Tot Hardness asCaCO3 (SM 2340B | 153 | mg/L | 3.2 | 11/09/11 04:48 | |
| EPA 6010 | Zinc | 19.6 I | ug/L | 20.0 | 11/09/11 04:48 | |
| SM 9222D | Fecal Coliforms | 278 | CFU/100 mL | 2.0 | 11/08/11 14:20 | |

**Pace Analytical Services, Inc.**
8 East Tower Circle
Ormond Beach, FL 32174
(386)672-5668

## HITS ONLY

Project: Tomoka Semi-annual LF
Pace Project No.: 3542464

| Lab Sample ID / Method | Client Sample ID / Parameters | Result | Units | Report Limit | Analyzed | Qualifiers |
|---|---|---|---|---|---|---|
| **3542464005** | **SW-4** | | | | | |
| EPA 8260 | 1,1,2,2-Tetrachloroethane | 0.86 | ug/L | 0.50 | 11/15/11 16:16 | |
| SM 2540C | Total Dissolved Solids | 372 | mg/L | 5.0 | 11/08/11 09:51 | |
| SM 2540D | Total Suspended Solids | 99.5 | mg/L | 5.0 | 11/09/11 11:00 | |
| SM 5210B | BOD, 5 day | 2.4 | mg/L | 2.0 | 11/14/11 12:18 | |
| SM10200 | Chlorophyll a | 3.6 | ug/L | 1.0 | 11/15/11 15:03 | |
| TKN+NOx Calculation | Total Nitrogen | 1.8 | mg/L | 0.50 | 11/16/11 11:39 | |
| EPA 350.1 | Nitrogen, Ammonia | 0.064 | mg/L | 0.050 | 11/15/11 10:35 | |
| EPA 351.2 | Nitrogen, Kjeldahl, Total | 1.8 | mg/L | 0.50 | 11/09/11 12:44 | |
| EPA 365.4 | Phosphorus, Total (as P) | 0.20 | mg/L | 0.10 | 11/09/11 12:44 | |
| EPA 410.4 | Chemical Oxygen Demand | 114 | mg/L | 20.0 | 11/08/11 14:42 | |
| SM 5310B | Total Organic Carbon | 31.6 | mg/L | 2.0 | 11/10/11 20:11 | |
| **3542464006** | **SW-5** | | | | | |
| EPA 1631E | Mercury | 0.000651 | ug/L | 0.00050 | 11/16/11 08:20 | |
| | Field pH | 5.94 | Std. Units | | 11/07/11 11:40 | |
| | Field Temperature | 21.89 | deg C | | 11/07/11 11:40 | |
| | Appearance | Color: Yellow, Sheen: None | | | 11/07/11 11:40 | |
| | Field Specific Conductance | 574 | umhos/cm | | 11/07/11 11:40 | |
| | Oxygen, Dissolved | 8.76 | mg/L | | 11/07/11 11:40 | |
| | Turbidity | 2.23 | NTU | | 11/07/11 11:40 | |
| EPA 6010 | Barium | 44.6 | ug/L | 10.0 | 11/09/11 04:52 | |
| EPA 6010 | Iron | 375 | ug/L | 40.0 | 11/09/11 04:52 | |
| EPA 6010 | Sodium | 43.3 | mg/L | 1.0 | 11/09/11 04:52 | |
| EPA 6010 | Tot Hardness asCaCO3 (SM 2340B | 189 | mg/L | 3.2 | 11/09/11 04:52 | |
| SM 9222D | Fecal Coliforms | 8.0 | CFU/100 mL | 2.0 | 11/08/11 14:20 | |
| SM 2540C | Total Dissolved Solids | 364 | mg/L | 5.0 | 11/08/11 09:51 | |
| SM 5210B | BOD, 5 day | 2.0 | mg/L | 2.0 | 11/14/11 12:19 | |
| SM10200 | Chlorophyll a | 6.4 | ug/L | 1.0 | 11/15/11 15:03 | |
| TKN+NOx Calculation | Total Nitrogen | 3.6 | mg/L | 0.50 | 11/16/11 11:39 | |
| EPA 300.0 | Nitrate as N | 1.5 | mg/L | 0.050 | 11/08/11 12:03 | |
| EPA 350.1 | Nitrogen, Ammonia | 0.33 | mg/L | 0.050 | 11/15/11 10:36 | |
| EPA 351.2 | Nitrogen, Kjeldahl, Total | 2.0 | mg/L | 0.50 | 11/09/11 12:46 | |
| EPA 353.2 | Nitrogen, NO2 plus NO3 | 1.6 | mg/L | 0.050 | 11/08/11 10:39 | |
| EPA 410.4 | Chemical Oxygen Demand | 66.5 | mg/L | 20.0 | 11/08/11 14:42 | |
| SM 5310B | Total Organic Carbon | 20.7 | mg/L | 1.0 | 11/10/11 21:18 | |
| **3542464007** | **SW-1** | | | | | |
| EPA 1631E | Mercury | 0.000831 | ug/L | 0.00050 | 11/16/11 08:30 | |
| | Field pH | 4.32 | Std. Units | | 11/07/11 12:15 | |
| | Field Temperature | 23.19 | deg C | | 11/07/11 12:15 | |
| | Appearance | Color: None, Sheen: None | | | 11/07/11 12:15 | |
| | Field Specific Conductance | 104 | umhos/cm | | 11/07/11 12:15 | |
| | Oxygen, Dissolved | 6.84 | mg/L | | 11/07/11 12:15 | |

**Pace Analytical Services, Inc.**
8 East Tower Circle
Ormond Beach, FL 32174
(386)672-5668

## HITS ONLY

Project: Tomoka Semi-annual LF
Pace Project No.: 3542464

| Lab Sample ID<br>Method | Client Sample ID<br>Parameters | Result | Units | Report Limit | Analyzed | Qualifiers |
|---|---|---|---|---|---|---|
| **3542464007** | **SW-1** | | | | | |
| | Turbidity | 1.99 | NTU | | 11/07/11 12:15 | |
| EPA 6010 | Iron | 84.6 | ug/L | 40.0 | 11/09/11 04:56 | |
| EPA 6010 | Sodium | 12.4 | mg/L | 1.0 | 11/09/11 04:56 | |
| EPA 6010 | Tot Hardness asCaCO3 (SM 2340B | 12.1 | mg/L | 3.2 | 11/09/11 04:56 | |
| SM 9222D | Fecal Coliforms | 10.0 | CFU/100 mL | 2.0 | 11/08/11 14:20 | |
| SM 2540C | Total Dissolved Solids | 51.0 | mg/L | 5.0 | 11/09/11 10:09 | |
| SM10200 | Chlorophyll a | 2.3 | ug/L | 1.0 | 11/15/11 15:03 | |
| TKN+NOx Calculation | Total Nitrogen | 0.75 | mg/L | 0.50 | 11/16/11 11:39 | |
| EPA 300.0 | Nitrate as N | 0.14 | mg/L | 0.050 | 11/08/11 12:15 | |
| EPA 350.1 | Nitrogen, Ammonia | 0.18 | mg/L | 0.050 | 11/15/11 10:37 | |
| EPA 351.2 | Nitrogen, Kjeldahl, Total | 0.72 | mg/L | 0.50 | 11/09/11 12:50 | |
| EPA 353.2 | Nitrogen, NO2 plus NO3 | 0.032 I | mg/L | 0.050 | 11/08/11 10:40 | |
| EPA 410.4 | Chemical Oxygen Demand | 31.3 | mg/L | 20.0 | 11/08/11 14:42 | |
| SM 5310B | Total Organic Carbon | 4.7 | mg/L | 1.0 | 11/10/11 21:35 | |
| **3542464008** | **SW-12** | | | | | |
| EPA 1631E | Mercury | 0.00163 | ug/L | 0.00050 | 11/16/11 08:40 | |
| | Field pH | 6.67 | Std. Units | | 11/07/11 12:45 | |
| | Field Temperature | 23.31 | deg C | | 11/07/11 12:45 | |
| | Appearance | Color: Yellow, Sheen: None | | | 11/07/11 12:45 | |
| | Field Specific Conductance | 603 | umhos/cm | | 11/07/11 12:45 | |
| | Oxygen, Dissolved | 7.47 | mg/L | | 11/07/11 12:45 | |
| | Turbidity | 10.14 | NTU | | 11/07/11 12:45 | |
| EPA 6010 | Barium | 33.3 | ug/L | 10.0 | 11/09/11 05:01 | |
| EPA 6010 | Iron | 348 | ug/L | 40.0 | 11/09/11 05:01 | |
| EPA 6010 | Nickel | 3.1 I | ug/L | 5.0 | 11/09/11 05:01 | |
| EPA 6010 | Sodium | 54.2 | mg/L | 1.0 | 11/09/11 05:01 | |
| EPA 6010 | Tot Hardness asCaCO3 (SM 2340B | 169 | mg/L | 3.2 | 11/09/11 05:01 | |
| EPA 6010 | Vanadium | 6.2 I | ug/L | 10.0 | 11/09/11 05:01 | |
| EPA 6020 | Antimony | 1.3 | ug/L | 1.0 | 11/09/11 09:44 | |
| EPA 6020 | Lead | 0.82 I | ug/L | 1.0 | 11/09/11 09:44 | |
| EPA 6020 | Selenium | 0.73 I | ug/L | 1.0 | 11/09/11 09:44 | |
| SM 9222D | Fecal Coliforms | 12.0 | CFU/100 mL | 2.0 | 11/08/11 14:20 | |
| SM 2540C | Total Dissolved Solids | 384 | mg/L | 5.0 | 11/09/11 10:10 | |
| SM 2540D | Total Suspended Solids | 9.0 | mg/L | 5.0 | 11/09/11 11:00 | |
| SM 5210B | BOD, 5 day | 2.2 | mg/L | 2.0 | 11/14/11 12:22 | |
| SM10200 | Chlorophyll a | 11.6 | ug/L | 1.0 | 11/15/11 15:03 | |
| TKN+NOx Calculation | Total Nitrogen | 2.5 | mg/L | 0.50 | 11/16/11 11:39 | |
| EPA 300.0 | Nitrate as N | 0.21 | mg/L | 0.050 | 11/08/11 13:28 | |
| EPA 350.1 | Nitrogen, Ammonia | 0.72 | mg/L | 0.050 | 11/15/11 10:38 | |
| EPA 351.2 | Nitrogen, Kjeldahl, Total | 2.4 | mg/L | 0.50 | 11/09/11 12:51 | |
| EPA 353.2 | Nitrogen, NO2 plus NO3 | 0.15 | mg/L | 0.050 | 11/08/11 10:41 | |
| EPA 410.4 | Chemical Oxygen Demand | 80.0 | mg/L | 20.0 | 11/08/11 14:42 | |
| SM 5310B | Total Organic Carbon | 21.7 | mg/L | 1.0 | 11/10/11 21:55 | |

**Pace Analytical Services, Inc.**
8 East Tower Circle
Ormond Beach, FL 32174
(386)672-5668

## HITS ONLY

Project: Tomoka Semi-annual LF
Pace Project No.: 3542464

| Lab Sample ID<br>Method | Client Sample ID<br>Parameters | Result | Units | Report Limit | Analyzed | Qualifiers |
|---|---|---|---|---|---|---|
| **3542464009** | **SW-11** | | | | | |
| EPA 1631E | Mercury | 0.00101 | ug/L | 0.00050 | 11/16/11 08:44 | |
| | Field pH | 7.92 | Std. Units | | 11/07/11 13:20 | |
| | Field Temperature | 24.04 | deg C | | 11/07/11 13:20 | |
| | Appearance | Color: None, Sheen: None | | | 11/07/11 13:20 | |
| | Field Specific Conductance | 461 | umhos/cm | | 11/07/11 13:20 | |
| | Oxygen, Dissolved | 10.20 | mg/L | | 11/07/11 13:20 | |
| | Turbidity | 3.36 | NTU | | 11/07/11 13:20 | |
| EPA 6010 | Barium | 8.3 I | ug/L | 10.0 | 11/09/11 05:13 | |
| EPA 6010 | Iron | 226 | ug/L | 40.0 | 11/09/11 05:13 | |
| EPA 6010 | Sodium | 32.6 | mg/L | 1.0 | 11/09/11 05:13 | |
| EPA 6010 | Tot Hardness asCaCO3 (SM 2340B | 177 | mg/L | 3.2 | 11/09/11 05:13 | |
| SM 9222D | Fecal Coliforms | 336 | CFU/100 mL | 2.0 | 11/08/11 14:20 | |
| SM 2540C | Total Dissolved Solids | 306 | mg/L | 5.0 | 11/09/11 10:10 | |
| SM 5210B | BOD, 5 day | 2.2 | mg/L | 2.0 | 11/14/11 12:24 | |
| SM10200 | Chlorophyll a | 5.6 | ug/L | 1.0 | 11/15/11 15:03 | |
| TKN+NOx Calculation | Total Nitrogen | 1.0 | mg/L | 0.50 | 11/16/11 11:39 | |
| EPA 300.0 | Nitrate as N | 0.14 | mg/L | 0.050 | 11/08/11 13:40 | |
| EPA 351.2 | Nitrogen, Kjeldahl, Total | 1.0 | mg/L | 0.50 | 11/09/11 12:52 | |
| EPA 353.2 | Nitrogen, NO2 plus NO3 | 0.042 I | mg/L | 0.050 | 11/08/11 10:43 | |
| EPA 410.4 | Chemical Oxygen Demand | 65.2 | mg/L | 20.0 | 11/08/11 14:42 | |
| SM 5310B | Total Organic Carbon | 18.0 | mg/L | 1.0 | 11/10/11 22:10 | |

**Pace Analytical Services, Inc.**
8 East Tower Circle
Ormond Beach, FL 32174
(386)672-5668

# ANALYTICAL RESULTS

Project: Tomoka Semi-annual LF
Pace Project No.: 3542464

**Sample: Equipment Blank (11/7/11)** **Lab ID: 3542464001** Collected: 11/07/11 09:45 Received: 11/07/11 14:45 Matrix: Water

| Parameters | Results | Units | PQL | MDL | DF | Prepared | Analyzed | CAS No. | Qual |
|---|---|---|---|---|---|---|---|---|---|
| **1631E Mercury, Low Level** | Analytical Method: EPA 1631E | | | | | | | | |
| Mercury | ND | ug/L | 0.00050 | 0.00013 | 1 | 11/14/11 08:30 | 11/16/11 11:12 | 7439-97-6 | |
| **8011 GCS EDB and DBCP** | Analytical Method: EPA 8011 Preparation Method: EPA 8011 | | | | | | | | |
| 1,2-Dibromo-3-chloropropane | **0.0050U** | ug/L | 0.020 | 0.0050 | 1 | 11/08/11 11:30 | 11/08/11 21:15 | 96-12-8 | |
| 1,2-Dibromoethane (EDB) | **0.0063U** | ug/L | 0.010 | 0.0063 | 1 | 11/08/11 11:30 | 11/08/11 21:15 | 106-93-4 | |
| **6010 MET ICP** | Analytical Method: EPA 6010 Preparation Method: EPA 3010 | | | | | | | | |
| Arsenic | **5.0U** | ug/L | 10.0 | 5.0 | 1 | 11/08/11 10:17 | 11/09/11 04:32 | 7440-38-2 | |
| Barium | **5.0U** | ug/L | 10.0 | 5.0 | 1 | 11/08/11 10:17 | 11/09/11 04:32 | 7440-39-3 | |
| Chromium | **2.5U** | ug/L | 5.0 | 2.5 | 1 | 11/08/11 10:17 | 11/09/11 04:32 | 7440-47-3 | |
| Cobalt | **5.0U** | ug/L | 10.0 | 5.0 | 1 | 11/08/11 10:17 | 11/09/11 04:32 | 7440-48-4 | |
| Iron | **20.0U** | ug/L | 40.0 | 20.0 | 1 | 11/08/11 10:17 | 11/09/11 04:32 | 7439-89-6 | |
| Nickel | **2.5U** | ug/L | 5.0 | 2.5 | 1 | 11/08/11 10:17 | 11/09/11 04:32 | 7440-02-0 | |
| Sodium | **0.50U** | mg/L | 1.0 | 0.50 | 1 | 11/08/11 10:17 | 11/09/11 04:32 | 7440-23-5 | |
| Tot Hardness asCaCO3 (SM 2340B | **1.6U** | mg/L | 3.2 | 1.6 | 1 | 11/08/11 10:17 | 11/09/11 04:32 | | |
| Vanadium | **5.0U** | ug/L | 10.0 | 5.0 | 1 | 11/08/11 10:17 | 11/09/11 04:32 | 7440-62-2 | |
| Zinc | **10.0U** | ug/L | 20.0 | 10.0 | 1 | 11/08/11 10:17 | 11/09/11 04:32 | 7440-66-6 | |
| **6020 MET ICPMS** | Analytical Method: EPA 6020 Preparation Method: EPA 3010 | | | | | | | | |
| Antimony | **0.50U** | ug/L | 1.0 | 0.50 | 1 | 11/08/11 10:17 | 11/09/11 09:17 | 7440-36-0 | |
| Beryllium | **0.050U** | ug/L | 0.10 | 0.050 | 1 | 11/08/11 10:17 | 11/09/11 09:17 | 7440-41-7 | |
| Cadmium | **0.050U** | ug/L | 0.10 | 0.050 | 1 | 11/08/11 10:17 | 11/09/11 09:17 | 7440-43-9 | |
| Copper | **0.93U** | ug/L | 1.0 | 0.93 | 1 | 11/08/11 10:17 | 11/09/11 09:17 | 7440-50-8 | |
| Lead | **0.50U** | ug/L | 1.0 | 0.50 | 1 | 11/08/11 10:17 | 11/09/11 09:17 | 7439-92-1 | |
| Selenium | **0.50U** | ug/L | 1.0 | 0.50 | 1 | 11/08/11 10:17 | 11/09/11 09:17 | 7782-49-2 | |
| Silver | **0.050U** | ug/L | 0.10 | 0.050 | 1 | 11/08/11 10:17 | 11/09/11 09:17 | 7440-22-4 | |
| Thallium | **0.50U** | ug/L | 1.0 | 0.50 | 1 | 11/08/11 10:17 | 11/09/11 09:17 | 7440-28-0 | |
| **9222D Fecal Coliform** | Analytical Method: SM 9222D Preparation Method: SM 9222D | | | | | | | | |
| Fecal Coliforms | **1.0U** | CFU/100 mL | 1.0 | 1.0 | 1 | 11/07/11 15:27 | 11/08/11 14:20 | | |
| **8260 MSV** | Analytical Method: EPA 8260 | | | | | | | | |
| Acetone | **5.2 I** | ug/L | 10.0 | 5.0 | 1 | | 11/15/11 09:07 | 67-64-1 | |
| Acrylonitrile | **5.0U** | ug/L | 10.0 | 5.0 | 1 | | 11/15/11 09:07 | 107-13-1 | |
| Benzene | **0.50U** | ug/L | 1.0 | 0.50 | 1 | | 11/15/11 09:07 | 71-43-2 | |
| Bromochloromethane | **0.50U** | ug/L | 1.0 | 0.50 | 1 | | 11/15/11 09:07 | 74-97-5 | |
| Bromodichloromethane | **0.27U** | ug/L | 0.60 | 0.27 | 1 | | 11/15/11 09:07 | 75-27-4 | |
| Bromoform | **0.50U** | ug/L | 1.0 | 0.50 | 1 | | 11/15/11 09:07 | 75-25-2 | |
| Bromomethane | **0.50U** | ug/L | 1.0 | 0.50 | 1 | | 11/15/11 09:07 | 74-83-9 | |
| 2-Butanone (MEK) | **5.0U** | ug/L | 10.0 | 5.0 | 1 | | 11/15/11 09:07 | 78-93-3 | |
| Carbon disulfide | **5.0U** | ug/L | 10.0 | 5.0 | 1 | | 11/15/11 09:07 | 75-15-0 | |
| Carbon tetrachloride | **0.50U** | ug/L | 1.0 | 0.50 | 1 | | 11/15/11 09:07 | 56-23-5 | |
| Chlorobenzene | **0.50U** | ug/L | 1.0 | 0.50 | 1 | | 11/15/11 09:07 | 108-90-7 | |
| Chloroethane | **0.50U** | ug/L | 1.0 | 0.50 | 1 | | 11/15/11 09:07 | 75-00-3 | |

**Pace Analytical Services, Inc.**
8 East Tower Circle
Ormond Beach, FL 32174
(386)672-5668

# ANALYTICAL RESULTS

Project: Tomoka Semi-annual LF
Pace Project No.: 3542464

**Sample: Equipment Blank (11/7/11)** **Lab ID: 3542464001** Collected: 11/07/11 09:45 Received: 11/07/11 14:45 Matrix: Water

| Parameters | Results | Units | PQL | MDL | DF | Prepared | Analyzed | CAS No. | Qual |
|---|---|---|---|---|---|---|---|---|---|
| **8260 MSV** | Analytical Method: EPA 8260 | | | | | | | | |
| Chloroform | **0.50U** | ug/L | 1.0 | 0.50 | 1 | | 11/15/11 09:07 | 67-66-3 | |
| Chloromethane | **0.62U** | ug/L | 1.0 | 0.62 | 1 | | 11/15/11 09:07 | 74-87-3 | L3 |
| Dibromochloromethane | **0.26U** | ug/L | 0.50 | 0.26 | 1 | | 11/15/11 09:07 | 124-48-1 | |
| Dibromomethane | **0.50U** | ug/L | 1.0 | 0.50 | 1 | | 11/15/11 09:07 | 74-95-3 | |
| 1,2-Dichlorobenzene | **0.50U** | ug/L | 1.0 | 0.50 | 1 | | 11/15/11 09:07 | 95-50-1 | |
| 1,4-Dichlorobenzene | **0.50U** | ug/L | 1.0 | 0.50 | 1 | | 11/15/11 09:07 | 106-46-7 | |
| trans-1,4-Dichloro-2-butene | **5.0U** | ug/L | 10.0 | 5.0 | 1 | | 11/15/11 09:07 | 110-57-6 | |
| 1,1-Dichloroethane | **0.50U** | ug/L | 1.0 | 0.50 | 1 | | 11/15/11 09:07 | 75-34-3 | |
| 1,2-Dichloroethane | **0.50U** | ug/L | 1.0 | 0.50 | 1 | | 11/15/11 09:07 | 107-06-2 | |
| 1,1-Dichloroethene | **0.50U** | ug/L | 1.0 | 0.50 | 1 | | 11/15/11 09:07 | 75-35-4 | |
| cis-1,2-Dichloroethene | **0.50U** | ug/L | 1.0 | 0.50 | 1 | | 11/15/11 09:07 | 156-59-2 | |
| trans-1,2-Dichloroethene | **0.50U** | ug/L | 1.0 | 0.50 | 1 | | 11/15/11 09:07 | 156-60-5 | |
| 1,2-Dichloropropane | **0.50U** | ug/L | 1.0 | 0.50 | 1 | | 11/15/11 09:07 | 78-87-5 | |
| cis-1,3-Dichloropropene | **0.25U** | ug/L | 0.50 | 0.25 | 1 | | 11/15/11 09:07 | 10061-01-5 | |
| trans-1,3-Dichloropropene | **0.25U** | ug/L | 0.50 | 0.25 | 1 | | 11/15/11 09:07 | 10061-02-6 | |
| Ethylbenzene | **0.50U** | ug/L | 1.0 | 0.50 | 1 | | 11/15/11 09:07 | 100-41-4 | |
| 2-Hexanone | **5.0U** | ug/L | 10.0 | 5.0 | 1 | | 11/15/11 09:07 | 591-78-6 | |
| Iodomethane | **0.50U** | ug/L | 1.0 | 0.50 | 1 | | 11/15/11 09:07 | 74-88-4 | |
| Methylene Chloride | **2.5U** | ug/L | 5.0 | 2.5 | 1 | | 11/15/11 09:07 | 75-09-2 | |
| 4-Methyl-2-pentanone (MIBK) | **5.0U** | ug/L | 10.0 | 5.0 | 1 | | 11/15/11 09:07 | 108-10-1 | |
| Styrene | **0.50U** | ug/L | 1.0 | 0.50 | 1 | | 11/15/11 09:07 | 100-42-5 | |
| 1,1,1,2-Tetrachloroethane | **0.50U** | ug/L | 1.0 | 0.50 | 1 | | 11/15/11 09:07 | 630-20-6 | |
| 1,1,2,2-Tetrachloroethane | **0.12U** | ug/L | 0.50 | 0.12 | 1 | | 11/15/11 09:07 | 79-34-5 | |
| Tetrachloroethene | **0.50U** | ug/L | 1.0 | 0.50 | 1 | | 11/15/11 09:07 | 127-18-4 | |
| Toluene | **0.50U** | ug/L | 1.0 | 0.50 | 1 | | 11/15/11 09:07 | 108-88-3 | |
| 1,1,1-Trichloroethane | **0.50U** | ug/L | 1.0 | 0.50 | 1 | | 11/15/11 09:07 | 71-55-6 | |
| 1,1,2-Trichloroethane | **0.50U** | ug/L | 1.0 | 0.50 | 1 | | 11/15/11 09:07 | 79-00-5 | |
| Trichloroethene | **0.50U** | ug/L | 1.0 | 0.50 | 1 | | 11/15/11 09:07 | 79-01-6 | |
| Trichlorofluoromethane | **0.50U** | ug/L | 1.0 | 0.50 | 1 | | 11/15/11 09:07 | 75-69-4 | |
| 1,2,3-Trichloropropane | **0.36U** | ug/L | 0.50 | 0.36 | 1 | | 11/15/11 09:07 | 96-18-4 | |
| Vinyl acetate | **1.0U** | ug/L | 2.0 | 1.0 | 1 | | 11/15/11 09:07 | 108-05-4 | |
| Vinyl chloride | **0.50U** | ug/L | 1.0 | 0.50 | 1 | | 11/15/11 09:07 | 75-01-4 | |
| Xylene (Total) | **0.50U** | ug/L | 1.0 | 0.50 | 1 | | 11/15/11 09:07 | 1330-20-7 | |
| ***Surrogates*** | | | | | | | | | |
| 4-Bromofluorobenzene (S) | 93 | % | 70-114 | | 1 | | 11/15/11 09:07 | 460-00-4 | |
| Dibromofluoromethane (S) | 100 | % | 88-117 | | 1 | | 11/15/11 09:07 | 1868-53-7 | |
| 1,2-Dichloroethane-d4 (S) | 103 | % | 86-125 | | 1 | | 11/15/11 09:07 | 17060-07-0 | |
| Toluene-d8 (S) | 99 | % | 87-113 | | 1 | | 11/15/11 09:07 | 2037-26-5 | |
| **2540C Total Dissolved Solids** | Analytical Method: SM 2540C | | | | | | | | |
| Total Dissolved Solids | **5.0U** | mg/L | 5.0 | 5.0 | 1 | | 11/08/11 09:50 | | |
| **2540D Total Suspended Solids** | Analytical Method: SM 2540D | | | | | | | | |
| Total Suspended Solids | **5.0U** | mg/L | 5.0 | 5.0 | 1 | | 11/09/11 11:00 | | |

**Pace Analytical Services, Inc.**
8 East Tower Circle
Ormond Beach, FL 32174
(386)672-5668

# ANALYTICAL RESULTS

Project: Tomoka Semi-annual LF
Pace Project No.: 3542464

**Sample: Equipment Blank (11/7/11)** **Lab ID: 3542464001** Collected: 11/07/11 09:45 Received: 11/07/11 14:45 Matrix: Water

| Parameters | Results | Units | PQL | MDL | DF | Prepared | Analyzed | CAS No. | Qual |
|---|---|---|---|---|---|---|---|---|---|
| **5210B BOD, 5 day** | Analytical Method: SM 5210B | | | | | | | | |
| BOD, 5 day | **2.0U** | mg/L | 2.0 | 2.0 | 1 | 11/09/11 08:25 | 11/14/11 12:10 | | |
| **Chlorophyll & Pheophytin** | Analytical Method: SM10200 Preparation Method: SM10200 | | | | | | | | |
| Chlorophyll a | **1.0U** | ug/L | 1.0 | 1.0 | 1 | 11/08/11 16:40 | 11/15/11 15:03 | | |
| **Total Nitrogen Calculation** | Analytical Method: TKN+NOx Calculation | | | | | | | | |
| Total Nitrogen | **0.25U** | mg/L | 0.50 | 0.25 | 1 | | 11/16/11 11:39 | | |
| **300.0 IC Anions** | Analytical Method: EPA 300.0 | | | | | | | | |
| Nitrate as N | **0.025U** | mg/L | 0.050 | 0.025 | 1 | | 11/08/11 11:03 | 14797-55-8 | |
| **350.1 Ammonia** | Analytical Method: EPA 350.1 | | | | | | | | |
| Nitrogen, Ammonia | **0.020U** | mg/L | 0.050 | 0.020 | 1 | | 11/15/11 10:27 | 7664-41-7 | |
| **351.2 Total Kjeldahl Nitrogen** | Analytical Method: EPA 351.2 Preparation Method: EPA 351.2 | | | | | | | | |
| Nitrogen, Kjeldahl, Total | **0.086U** | mg/L | 0.50 | 0.086 | 1 | 11/08/11 11:00 | 11/09/11 12:39 | 7727-37-9 | |
| **353.2 Nitrogen, NO2/NO3 pres.** | Analytical Method: EPA 353.2 | | | | | | | | |
| Nitrogen, NO2 plus NO3 | **0.025U** | mg/L | 0.050 | 0.025 | 1 | | 11/08/11 10:30 | | |
| **365.4 Phosphorus, Total** | Analytical Method: EPA 365.4 Preparation Method: EPA 365.4 | | | | | | | | |
| Phosphorus, Total (as P) | **0.050U** | mg/L | 0.10 | 0.050 | 1 | 11/08/11 11:00 | 11/09/11 12:39 | 7723-14-0 | |
| **410.4 COD** | Analytical Method: EPA 410.4 | | | | | | | | |
| Chemical Oxygen Demand | **12.5U** | mg/L | 20.0 | 12.5 | 1 | | 11/08/11 14:42 | | |
| **5310B TOC** | Analytical Method: SM 5310B | | | | | | | | |
| Total Organic Carbon | **0.50U** | mg/L | 1.0 | 0.50 | 1 | | 11/09/11 10:26 | 7440-44-0 | |

**Pace Analytical Services, Inc.**
8 East Tower Circle
Ormond Beach, FL 32174
(386)672-5668

# ANALYTICAL RESULTS

Project: Tomoka Semi-annual LF
Pace Project No.: 3542464

**Sample: SW-3** **Lab ID: 3542464002** Collected: 11/07/11 10:00 Received: 11/07/11 14:45 Matrix: Water

| Parameters | Results | Units | PQL | MDL | DF | Prepared | Analyzed | CAS No. | Qual |
|---|---|---|---|---|---|---|---|---|---|
| **1631E Mercury, Low Level** | Analytical Method: EPA 1631E | | | | | | | | |
| Mercury | **0.00575** | ug/L | 0.00050 | 0.00013 | 1 | 11/14/11 08:30 | 11/16/11 08:01 | 7439-97-6 | |
| **Field Data** | Analytical Method: | | | | | | | | |
| Field pH | **4.83** | Std. Units | | | 1 | | 11/07/11 10:00 | | |
| Field Temperature | **22.10** | deg C | | | 1 | | 11/07/11 10:00 | | |
| Appearance | **Color: Yellow, Sheen: None** | | | | 1 | | 11/07/11 10:00 | | |
| Field Specific Conductance | **419** | umhos/cm | | | 1 | | 11/07/11 10:00 | | |
| Oxygen, Dissolved | **2.26** | mg/L | | | 1 | | 11/07/11 10:00 | 7782-44-7 | |
| Turbidity | **0.82** | NTU | | | 1 | | 11/07/11 10:00 | | |
| **8011 GCS EDB and DBCP** | Analytical Method: EPA 8011 Preparation Method: EPA 8011 | | | | | | | | |
| 1,2-Dibromo-3-chloropropane | **0.0051U** | ug/L | 0.021 | 0.0051 | 1 | 11/08/11 11:30 | 11/08/11 21:30 | 96-12-8 | |
| 1,2-Dibromoethane (EDB) | **0.0065U** | ug/L | 0.010 | 0.0065 | 1 | 11/08/11 11:30 | 11/08/11 21:30 | 106-93-4 | |
| **6010 MET ICP** | Analytical Method: EPA 6010 Preparation Method: EPA 3010 | | | | | | | | |
| Arsenic | **5.0U** | ug/L | 10.0 | 5.0 | 1 | 11/08/11 10:17 | 11/09/11 04:36 | 7440-38-2 | |
| Barium | **27.6** | ug/L | 10.0 | 5.0 | 1 | 11/08/11 10:17 | 11/09/11 04:36 | 7440-39-3 | |
| Chromium | **2.5U** | ug/L | 5.0 | 2.5 | 1 | 11/08/11 10:17 | 11/09/11 04:36 | 7440-47-3 | |
| Cobalt | **5.0U** | ug/L | 10.0 | 5.0 | 1 | 11/08/11 10:17 | 11/09/11 04:36 | 7440-48-4 | |
| Iron | **702** | ug/L | 40.0 | 20.0 | 1 | 11/08/11 10:17 | 11/09/11 04:36 | 7439-89-6 | |
| Nickel | **2.5U** | ug/L | 5.0 | 2.5 | 1 | 11/08/11 10:17 | 11/09/11 04:36 | 7440-02-0 | |
| Sodium | **29.7** | mg/L | 1.0 | 0.50 | 1 | 11/08/11 10:17 | 11/09/11 04:36 | 7440-23-5 | |
| Tot Hardness asCaCO3 (SM 2340B | **134** | mg/L | 3.2 | 1.6 | 1 | 11/08/11 10:17 | 11/09/11 04:36 | | |
| Vanadium | **5.0U** | ug/L | 10.0 | 5.0 | 1 | 11/08/11 10:17 | 11/09/11 04:36 | 7440-62-2 | |
| Zinc | **10.0U** | ug/L | 20.0 | 10.0 | 1 | 11/08/11 10:17 | 11/09/11 04:36 | 7440-66-6 | |
| **6020 MET ICPMS** | Analytical Method: EPA 6020 Preparation Method: EPA 3010 | | | | | | | | |
| Antimony | **0.50U** | ug/L | 1.0 | 0.50 | 1 | 11/08/11 10:17 | 11/09/11 09:20 | 7440-36-0 | |
| Beryllium | **0.050U** | ug/L | 0.10 | 0.050 | 1 | 11/08/11 10:17 | 11/09/11 09:20 | 7440-41-7 | |
| Cadmium | **0.050U** | ug/L | 0.10 | 0.050 | 1 | 11/08/11 10:17 | 11/09/11 09:20 | 7440-43-9 | |
| Copper | **0.93U** | ug/L | 1.0 | 0.93 | 1 | 11/08/11 10:17 | 11/09/11 09:20 | 7440-50-8 | |
| Lead | **0.50U** | ug/L | 1.0 | 0.50 | 1 | 11/08/11 10:17 | 11/09/11 09:20 | 7439-92-1 | |
| Selenium | **0.50U** | ug/L | 1.0 | 0.50 | 1 | 11/08/11 10:17 | 11/09/11 09:20 | 7782-49-2 | |
| Silver | **0.050U** | ug/L | 0.10 | 0.050 | 1 | 11/08/11 10:17 | 11/09/11 09:20 | 7440-22-4 | |
| Thallium | **0.50U** | ug/L | 1.0 | 0.50 | 1 | 11/08/11 10:17 | 11/09/11 09:20 | 7440-28-0 | |
| **9222D Fecal Coliform** | Analytical Method: SM 9222D Preparation Method: SM 9222D | | | | | | | | |
| Fecal Coliforms | **8.0** | CFU/100 mL | 2.0 | 2.0 | 2 | 11/07/11 15:27 | 11/08/11 14:20 | | |
| **8260 MSV** | Analytical Method: EPA 8260 | | | | | | | | |
| Acetone | **5.0U** | ug/L | 10.0 | 5.0 | 1 | | 11/15/11 16:41 | 67-64-1 | |
| Acrylonitrile | **5.0U** | ug/L | 10.0 | 5.0 | 1 | | 11/15/11 16:41 | 107-13-1 | |

**Pace Analytical Services, Inc.**
8 East Tower Circle
Ormond Beach, FL 32174
(386)672-5668

# ANALYTICAL RESULTS

Project: Tomoka Semi-annual LF
Pace Project No.: 3542464

**Sample: SW-3** **Lab ID: 3542464002** Collected: 11/07/11 10:00 Received: 11/07/11 14:45 Matrix: Water

| Parameters | Results | Units | PQL | MDL | DF | Prepared | Analyzed | CAS No. | Qual |
|---|---|---|---|---|---|---|---|---|---|
| **8260 MSV** | Analytical Method: EPA 8260 | | | | | | | | |
| Benzene | **0.50U** | ug/L | 1.0 | 0.50 | 1 | | 11/15/11 16:41 | 71-43-2 | |
| Bromochloromethane | **0.50U** | ug/L | 1.0 | 0.50 | 1 | | 11/15/11 16:41 | 74-97-5 | |
| Bromodichloromethane | **0.27U** | ug/L | 0.60 | 0.27 | 1 | | 11/15/11 16:41 | 75-27-4 | |
| Bromoform | **0.50U** | ug/L | 1.0 | 0.50 | 1 | | 11/15/11 16:41 | 75-25-2 | |
| Bromomethane | **0.50U** | ug/L | 1.0 | 0.50 | 1 | | 11/15/11 16:41 | 74-83-9 | |
| 2-Butanone (MEK) | **5.0U** | ug/L | 10.0 | 5.0 | 1 | | 11/15/11 16:41 | 78-93-3 | |
| Carbon disulfide | **5.0U** | ug/L | 10.0 | 5.0 | 1 | | 11/15/11 16:41 | 75-15-0 | |
| Carbon tetrachloride | **0.50U** | ug/L | 1.0 | 0.50 | 1 | | 11/15/11 16:41 | 56-23-5 | |
| Chlorobenzene | **0.50U** | ug/L | 1.0 | 0.50 | 1 | | 11/15/11 16:41 | 108-90-7 | |
| Chloroethane | **0.50U** | ug/L | 1.0 | 0.50 | 1 | | 11/15/11 16:41 | 75-00-3 | |
| Chloroform | **0.50U** | ug/L | 1.0 | 0.50 | 1 | | 11/15/11 16:41 | 67-66-3 | |
| Chloromethane | **0.62U** | ug/L | 1.0 | 0.62 | 1 | | 11/15/11 16:41 | 74-87-3 | L3 |
| Dibromochloromethane | **0.26U** | ug/L | 0.50 | 0.26 | 1 | | 11/15/11 16:41 | 124-48-1 | |
| Dibromomethane | **0.50U** | ug/L | 1.0 | 0.50 | 1 | | 11/15/11 16:41 | 74-95-3 | |
| 1,2-Dichlorobenzene | **0.50U** | ug/L | 1.0 | 0.50 | 1 | | 11/15/11 16:41 | 95-50-1 | |
| 1,4-Dichlorobenzene | **0.50U** | ug/L | 1.0 | 0.50 | 1 | | 11/15/11 16:41 | 106-46-7 | |
| trans-1,4-Dichloro-2-butene | **5.0U** | ug/L | 10.0 | 5.0 | 1 | | 11/15/11 16:41 | 110-57-6 | |
| 1,1-Dichloroethane | **0.50U** | ug/L | 1.0 | 0.50 | 1 | | 11/15/11 16:41 | 75-34-3 | |
| 1,2-Dichloroethane | **0.50U** | ug/L | 1.0 | 0.50 | 1 | | 11/15/11 16:41 | 107-06-2 | |
| 1,1-Dichloroethene | **0.50U** | ug/L | 1.0 | 0.50 | 1 | | 11/15/11 16:41 | 75-35-4 | |
| cis-1,2-Dichloroethene | **0.50U** | ug/L | 1.0 | 0.50 | 1 | | 11/15/11 16:41 | 156-59-2 | |
| trans-1,2-Dichloroethene | **0.50U** | ug/L | 1.0 | 0.50 | 1 | | 11/15/11 16:41 | 156-60-5 | |
| 1,2-Dichloropropane | **0.50U** | ug/L | 1.0 | 0.50 | 1 | | 11/15/11 16:41 | 78-87-5 | |
| cis-1,3-Dichloropropene | **0.25U** | ug/L | 0.50 | 0.25 | 1 | | 11/15/11 16:41 | 10061-01-5 | |
| trans-1,3-Dichloropropene | **0.25U** | ug/L | 0.50 | 0.25 | 1 | | 11/15/11 16:41 | 10061-02-6 | |
| Ethylbenzene | **0.50U** | ug/L | 1.0 | 0.50 | 1 | | 11/15/11 16:41 | 100-41-4 | |
| 2-Hexanone | **5.0U** | ug/L | 10.0 | 5.0 | 1 | | 11/15/11 16:41 | 591-78-6 | |
| Iodomethane | **0.50U** | ug/L | 1.0 | 0.50 | 1 | | 11/15/11 16:41 | 74-88-4 | |
| Methylene Chloride | **2.5U** | ug/L | 5.0 | 2.5 | 1 | | 11/15/11 16:41 | 75-09-2 | |
| 4-Methyl-2-pentanone (MIBK) | **5.0U** | ug/L | 10.0 | 5.0 | 1 | | 11/15/11 16:41 | 108-10-1 | |
| Styrene | **0.50U** | ug/L | 1.0 | 0.50 | 1 | | 11/15/11 16:41 | 100-42-5 | |
| 1,1,1,2-Tetrachloroethane | **0.50U** | ug/L | 1.0 | 0.50 | 1 | | 11/15/11 16:41 | 630-20-6 | |
| 1,1,2,2-Tetrachloroethane | **0.12U** | ug/L | 0.50 | 0.12 | 1 | | 11/15/11 16:41 | 79-34-5 | |
| Tetrachloroethene | **0.50U** | ug/L | 1.0 | 0.50 | 1 | | 11/15/11 16:41 | 127-18-4 | |
| Toluene | **0.50U** | ug/L | 1.0 | 0.50 | 1 | | 11/15/11 16:41 | 108-88-3 | |
| 1,1,1-Trichloroethane | **0.50U** | ug/L | 1.0 | 0.50 | 1 | | 11/15/11 16:41 | 71-55-6 | |
| 1,1,2-Trichloroethane | **0.50U** | ug/L | 1.0 | 0.50 | 1 | | 11/15/11 16:41 | 79-00-5 | |
| Trichloroethene | **0.50U** | ug/L | 1.0 | 0.50 | 1 | | 11/15/11 16:41 | 79-01-6 | |
| Trichlorofluoromethane | **0.50U** | ug/L | 1.0 | 0.50 | 1 | | 11/15/11 16:41 | 75-69-4 | |
| 1,2,3-Trichloropropane | **0.36U** | ug/L | 0.50 | 0.36 | 1 | | 11/15/11 16:41 | 96-18-4 | |
| Vinyl acetate | **1.0U** | ug/L | 2.0 | 1.0 | 1 | | 11/15/11 16:41 | 108-05-4 | |
| Vinyl chloride | **0.50U** | ug/L | 1.0 | 0.50 | 1 | | 11/15/11 16:41 | 75-01-4 | |
| Xylene (Total) | **0.50U** | ug/L | 1.0 | 0.50 | 1 | | 11/15/11 16:41 | 1330-20-7 | |
| ***Surrogates*** | | | | | | | | | |
| 4-Bromofluorobenzene (S) | 98 | % | 70-114 | | 1 | | 11/15/11 16:41 | 460-00-4 | |
| Dibromofluoromethane (S) | 108 | % | 88-117 | | 1 | | 11/15/11 16:41 | 1868-53-7 | |

**Pace Analytical Services, Inc.**
8 East Tower Circle
Ormond Beach, FL 32174
(386)672-5668

# ANALYTICAL RESULTS

Project: Tomoka Semi-annual LF
Pace Project No.: 3542464

**Sample: SW-3** **Lab ID: 3542464002** Collected: 11/07/11 10:00 Received: 11/07/11 14:45 Matrix: Water

| Parameters | Results | Units | PQL | MDL | DF | Prepared | Analyzed | CAS No. | Qual |
|---|---|---|---|---|---|---|---|---|---|
| **8260 MSV** | Analytical Method: EPA 8260 | | | | | | | | |
| ***Surrogates*** | | | | | | | | | |
| 1,2-Dichloroethane-d4 (S) | 111 | % | 86-125 | | 1 | | 11/15/11 16:41 | 17060-07-0 | |
| Toluene-d8 (S) | 100 | % | 87-113 | | 1 | | 11/15/11 16:41 | 2037-26-5 | |
| **2540C Total Dissolved Solids** | Analytical Method: SM 2540C | | | | | | | | |
| Total Dissolved Solids | **290** | mg/L | 5.0 | 5.0 | 1 | | 11/08/11 09:50 | | |
| **2540D Total Suspended Solids** | Analytical Method: SM 2540D | | | | | | | | |
| Total Suspended Solids | **5.0U** | mg/L | 5.0 | 5.0 | 1 | | 11/09/11 11:00 | | |
| **5210B BOD, 5 day** | Analytical Method: SM 5210B | | | | | | | | |
| BOD, 5 day | **2.5** | mg/L | 2.0 | 2.0 | 1 | 11/09/11 08:25 | 11/14/11 12:13 | | |
| **Chlorophyll & Pheophytin** | Analytical Method: SM10200 Preparation Method: SM10200 | | | | | | | | |
| Chlorophyll a | **3.2** | ug/L | 1.0 | 1.0 | 1 | 11/08/11 16:40 | 11/15/11 15:03 | | |
| **Total Nitrogen Calculation** | Analytical Method: TKN+NOx Calculation | | | | | | | | |
| Total Nitrogen | **1.7** | mg/L | 0.50 | 0.25 | 1 | | 11/16/11 11:39 | | |
| **300.0 IC Anions** | Analytical Method: EPA 300.0 | | | | | | | | |
| Nitrate as N | **0.025U** | mg/L | 0.050 | 0.025 | 1 | | 11/08/11 11:15 | 14797-55-8 | |
| **350.1 Ammonia** | Analytical Method: EPA 350.1 | | | | | | | | |
| Nitrogen, Ammonia | **0.025 I** | mg/L | 0.050 | 0.020 | 1 | | 11/15/11 10:30 | 7664-41-7 | |
| Nitrogen, Ammonia (Unionized) | **0.020U** | mg/L | 0.050 | 0.020 | 1 | | 11/15/11 10:30 | | |
| **351.2 Total Kjeldahl Nitrogen** | Analytical Method: EPA 351.2 Preparation Method: EPA 351.2 | | | | | | | | |
| Nitrogen, Kjeldahl, Total | **1.7** | mg/L | 0.50 | 0.086 | 1 | 11/08/11 11:00 | 11/09/11 12:40 | 7727-37-9 | |
| **353.2 Nitrogen, NO2/NO3 pres.** | Analytical Method: EPA 353.2 | | | | | | | | |
| Nitrogen, NO2 plus NO3 | **0.025U** | mg/L | 0.050 | 0.025 | 1 | | 11/08/11 10:31 | | |
| **365.4 Phosphorus, Total** | Analytical Method: EPA 365.4 Preparation Method: EPA 365.4 | | | | | | | | |
| Phosphorus, Total (as P) | **0.17** | mg/L | 0.10 | 0.050 | 1 | 11/08/11 11:00 | 11/09/11 12:40 | 7723-14-0 | |
| **410.4 COD** | Analytical Method: EPA 410.4 | | | | | | | | |
| Chemical Oxygen Demand | **113** | mg/L | 20.0 | 12.5 | 1 | | 11/08/11 14:42 | | |
| **5310B TOC** | Analytical Method: SM 5310B | | | | | | | | |
| Total Organic Carbon | **30.2** | mg/L | 1.0 | 0.50 | 1 | | 11/10/11 19:22 | 7440-44-0 | |

**Pace Analytical Services, Inc.**
8 East Tower Circle
Ormond Beach, FL 32174
(386)672-5668

# ANALYTICAL RESULTS

Project: Tomoka Semi-annual LF
Pace Project No.: 3542464

**Sample: SW-2** **Lab ID: 3542464003** Collected: 11/07/11 10:25 Received: 11/07/11 14:45 Matrix: Water

| Parameters | Results | Units | PQL | MDL | DF | Prepared | Analyzed | CAS No. | Qual |
|---|---|---|---|---|---|---|---|---|---|
| **1631E Mercury, Low Level** | Analytical Method: EPA 1631E | | | | | | | | |
| Mercury | **0.00105** | ug/L | 0.00050 | 0.00013 | 1 | 11/14/11 08:30 | 11/16/11 08:05 | 7439-97-6 | |
| **Field Data** | Analytical Method: | | | | | | | | |
| Field pH | **6.08** | Std. Units | | | 1 | | 11/07/11 10:25 | | |
| Field Temperature | **21.32** | deg C | | | 1 | | 11/07/11 10:25 | | |
| Appearance | **Color: Yellow, Sheen: None** | | | | 1 | | 11/07/11 10:25 | | |
| Field Specific Conductance | **539** | umhos/cm | | | 1 | | 11/07/11 10:25 | | |
| Oxygen, Dissolved | **6.67** | mg/L | | | 1 | | 11/07/11 10:25 | 7782-44-7 | |
| Turbidity | **1.69** | NTU | | | 1 | | 11/07/11 10:25 | | |
| **8011 GCS EDB and DBCP** | Analytical Method: EPA 8011 Preparation Method: EPA 8011 | | | | | | | | |
| 1,2-Dibromo-3-chloropropane | **0.0049U** | ug/L | 0.020 | 0.0049 | 1 | 11/08/11 11:30 | 11/08/11 21:45 | 96-12-8 | |
| 1,2-Dibromoethane (EDB) | **0.0062U** | ug/L | 0.010 | 0.0062 | 1 | 11/08/11 11:30 | 11/08/11 21:45 | 106-93-4 | |
| **6010 MET ICP** | Analytical Method: EPA 6010 Preparation Method: EPA 3010 | | | | | | | | |
| Arsenic | **5.0U** | ug/L | 10.0 | 5.0 | 1 | 11/08/11 10:17 | 11/09/11 04:40 | 7440-38-2 | |
| Barium | **34.6** | ug/L | 10.0 | 5.0 | 1 | 11/08/11 10:17 | 11/09/11 04:40 | 7440-39-3 | |
| Chromium | **2.5U** | ug/L | 5.0 | 2.5 | 1 | 11/08/11 10:17 | 11/09/11 04:40 | 7440-47-3 | |
| Cobalt | **5.0U** | ug/L | 10.0 | 5.0 | 1 | 11/08/11 10:17 | 11/09/11 04:40 | 7440-48-4 | |
| Iron | **735** | ug/L | 40.0 | 20.0 | 1 | 11/08/11 10:17 | 11/09/11 04:40 | 7439-89-6 | |
| Nickel | **2.5U** | ug/L | 5.0 | 2.5 | 1 | 11/08/11 10:17 | 11/09/11 04:40 | 7440-02-0 | |
| Sodium | **42.5** | mg/L | 1.0 | 0.50 | 1 | 11/08/11 10:17 | 11/09/11 04:40 | 7440-23-5 | |
| Tot Hardness asCaCO3 (SM 2340B | **173** | mg/L | 3.2 | 1.6 | 1 | 11/08/11 10:17 | 11/09/11 04:40 | | |
| Vanadium | **5.0U** | ug/L | 10.0 | 5.0 | 1 | 11/08/11 10:17 | 11/09/11 04:40 | 7440-62-2 | |
| Zinc | **10.0U** | ug/L | 20.0 | 10.0 | 1 | 11/08/11 10:17 | 11/09/11 04:40 | 7440-66-6 | |
| **6020 MET ICPMS** | Analytical Method: EPA 6020 Preparation Method: EPA 3010 | | | | | | | | |
| Antimony | **0.50U** | ug/L | 1.0 | 0.50 | 1 | 11/08/11 10:17 | 11/09/11 09:23 | 7440-36-0 | |
| Beryllium | **0.050U** | ug/L | 0.10 | 0.050 | 1 | 11/08/11 10:17 | 11/09/11 09:23 | 7440-41-7 | |
| Cadmium | **0.050U** | ug/L | 0.10 | 0.050 | 1 | 11/08/11 10:17 | 11/09/11 09:23 | 7440-43-9 | |
| Copper | **0.93U** | ug/L | 1.0 | 0.93 | 1 | 11/08/11 10:17 | 11/09/11 09:23 | 7440-50-8 | |
| Lead | **0.50U** | ug/L | 1.0 | 0.50 | 1 | 11/08/11 10:17 | 11/09/11 09:23 | 7439-92-1 | |
| Selenium | **0.50U** | ug/L | 1.0 | 0.50 | 1 | 11/08/11 10:17 | 11/09/11 09:23 | 7782-49-2 | |
| Silver | **0.050U** | ug/L | 0.10 | 0.050 | 1 | 11/08/11 10:17 | 11/09/11 09:23 | 7440-22-4 | |
| Thallium | **0.50U** | ug/L | 1.0 | 0.50 | 1 | 11/08/11 10:17 | 11/09/11 09:23 | 7440-28-0 | |
| **9222D Fecal Coliform** | Analytical Method: SM 9222D Preparation Method: SM 9222D | | | | | | | | |
| Fecal Coliforms | **4.0** | CFU/100 mL | 2.0 | 2.0 | 2 | 11/07/11 15:27 | 11/08/11 14:20 | | |
| **8260 MSV** | Analytical Method: EPA 8260 | | | | | | | | |
| Acetone | **5.0U** | ug/L | 10.0 | 5.0 | 1 | | 11/15/11 14:51 | 67-64-1 | |
| Acrylonitrile | **5.0U** | ug/L | 10.0 | 5.0 | 1 | | 11/15/11 14:51 | 107-13-1 | |

**Pace Analytical Services, Inc.**
8 East Tower Circle
Ormond Beach, FL 32174
(386)672-5668

# ANALYTICAL RESULTS

Project: Tomoka Semi-annual LF
Pace Project No.: 3542464

**Sample: SW-2** **Lab ID: 3542464003** Collected: 11/07/11 10:25 Received: 11/07/11 14:45 Matrix: Water

| Parameters | Results | Units | PQL | MDL | DF | Prepared | Analyzed | CAS No. | Qual |
|---|---|---|---|---|---|---|---|---|---|
| **8260 MSV** | Analytical Method: EPA 8260 | | | | | | | | |
| Benzene | **0.50U** | ug/L | 1.0 | 0.50 | 1 | | 11/15/11 14:51 | 71-43-2 | |
| Bromochloromethane | **0.50U** | ug/L | 1.0 | 0.50 | 1 | | 11/15/11 14:51 | 74-97-5 | |
| Bromodichloromethane | **0.27U** | ug/L | 0.60 | 0.27 | 1 | | 11/15/11 14:51 | 75-27-4 | |
| Bromoform | **0.50U** | ug/L | 1.0 | 0.50 | 1 | | 11/15/11 14:51 | 75-25-2 | |
| Bromomethane | **0.50U** | ug/L | 1.0 | 0.50 | 1 | | 11/15/11 14:51 | 74-83-9 | |
| 2-Butanone (MEK) | **5.0U** | ug/L | 10.0 | 5.0 | 1 | | 11/15/11 14:51 | 78-93-3 | |
| Carbon disulfide | **5.0U** | ug/L | 10.0 | 5.0 | 1 | | 11/15/11 14:51 | 75-15-0 | |
| Carbon tetrachloride | **0.50U** | ug/L | 1.0 | 0.50 | 1 | | 11/15/11 14:51 | 56-23-5 | |
| Chlorobenzene | **0.50U** | ug/L | 1.0 | 0.50 | 1 | | 11/15/11 14:51 | 108-90-7 | |
| Chloroethane | **0.50U** | ug/L | 1.0 | 0.50 | 1 | | 11/15/11 14:51 | 75-00-3 | |
| Chloroform | **0.50U** | ug/L | 1.0 | 0.50 | 1 | | 11/15/11 14:51 | 67-66-3 | |
| Chloromethane | **0.62U** | ug/L | 1.0 | 0.62 | 1 | | 11/15/11 14:51 | 74-87-3 | L3 |
| Dibromochloromethane | **0.26U** | ug/L | 0.50 | 0.26 | 1 | | 11/15/11 14:51 | 124-48-1 | |
| Dibromomethane | **0.50U** | ug/L | 1.0 | 0.50 | 1 | | 11/15/11 14:51 | 74-95-3 | |
| 1,2-Dichlorobenzene | **0.50U** | ug/L | 1.0 | 0.50 | 1 | | 11/15/11 14:51 | 95-50-1 | |
| 1,4-Dichlorobenzene | **0.50U** | ug/L | 1.0 | 0.50 | 1 | | 11/15/11 14:51 | 106-46-7 | |
| trans-1,4-Dichloro-2-butene | **5.0U** | ug/L | 10.0 | 5.0 | 1 | | 11/15/11 14:51 | 110-57-6 | |
| 1,1-Dichloroethane | **0.50U** | ug/L | 1.0 | 0.50 | 1 | | 11/15/11 14:51 | 75-34-3 | |
| 1,2-Dichloroethane | **0.50U** | ug/L | 1.0 | 0.50 | 1 | | 11/15/11 14:51 | 107-06-2 | |
| 1,1-Dichloroethene | **0.50U** | ug/L | 1.0 | 0.50 | 1 | | 11/15/11 14:51 | 75-35-4 | |
| cis-1,2-Dichloroethene | **0.50U** | ug/L | 1.0 | 0.50 | 1 | | 11/15/11 14:51 | 156-59-2 | |
| trans-1,2-Dichloroethene | **0.50U** | ug/L | 1.0 | 0.50 | 1 | | 11/15/11 14:51 | 156-60-5 | |
| 1,2-Dichloropropane | **0.50U** | ug/L | 1.0 | 0.50 | 1 | | 11/15/11 14:51 | 78-87-5 | |
| cis-1,3-Dichloropropene | **0.25U** | ug/L | 0.50 | 0.25 | 1 | | 11/15/11 14:51 | 10061-01-5 | |
| trans-1,3-Dichloropropene | **0.25U** | ug/L | 0.50 | 0.25 | 1 | | 11/15/11 14:51 | 10061-02-6 | |
| Ethylbenzene | **0.50U** | ug/L | 1.0 | 0.50 | 1 | | 11/15/11 14:51 | 100-41-4 | |
| 2-Hexanone | **5.0U** | ug/L | 10.0 | 5.0 | 1 | | 11/15/11 14:51 | 591-78-6 | |
| Iodomethane | **0.50U** | ug/L | 1.0 | 0.50 | 1 | | 11/15/11 14:51 | 74-88-4 | |
| Methylene Chloride | **2.5U** | ug/L | 5.0 | 2.5 | 1 | | 11/15/11 14:51 | 75-09-2 | |
| 4-Methyl-2-pentanone (MIBK) | **5.0U** | ug/L | 10.0 | 5.0 | 1 | | 11/15/11 14:51 | 108-10-1 | |
| Styrene | **0.50U** | ug/L | 1.0 | 0.50 | 1 | | 11/15/11 14:51 | 100-42-5 | |
| 1,1,1,2-Tetrachloroethane | **0.50U** | ug/L | 1.0 | 0.50 | 1 | | 11/15/11 14:51 | 630-20-6 | |
| 1,1,2,2-Tetrachloroethane | **0.12U** | ug/L | 0.50 | 0.12 | 1 | | 11/15/11 14:51 | 79-34-5 | |
| Tetrachloroethene | **0.50U** | ug/L | 1.0 | 0.50 | 1 | | 11/15/11 14:51 | 127-18-4 | |
| Toluene | **0.50U** | ug/L | 1.0 | 0.50 | 1 | | 11/15/11 14:51 | 108-88-3 | |
| 1,1,1-Trichloroethane | **0.50U** | ug/L | 1.0 | 0.50 | 1 | | 11/15/11 14:51 | 71-55-6 | |
| 1,1,2-Trichloroethane | **0.50U** | ug/L | 1.0 | 0.50 | 1 | | 11/15/11 14:51 | 79-00-5 | |
| Trichloroethene | **0.50U** | ug/L | 1.0 | 0.50 | 1 | | 11/15/11 14:51 | 79-01-6 | |
| Trichlorofluoromethane | **0.50U** | ug/L | 1.0 | 0.50 | 1 | | 11/15/11 14:51 | 75-69-4 | |
| 1,2,3-Trichloropropane | **0.36U** | ug/L | 0.50 | 0.36 | 1 | | 11/15/11 14:51 | 96-18-4 | |
| Vinyl acetate | **1.0U** | ug/L | 2.0 | 1.0 | 1 | | 11/15/11 14:51 | 108-05-4 | |
| Vinyl chloride | **0.50U** | ug/L | 1.0 | 0.50 | 1 | | 11/15/11 14:51 | 75-01-4 | |
| Xylene (Total) | **0.50U** | ug/L | 1.0 | 0.50 | 1 | | 11/15/11 14:51 | 1330-20-7 | |
| ***Surrogates*** | | | | | | | | | |
| 4-Bromofluorobenzene (S) | 90 | % | 70-114 | | 1 | | 11/15/11 14:51 | 460-00-4 | |
| Dibromofluoromethane (S) | 105 | % | 88-117 | | 1 | | 11/15/11 14:51 | 1868-53-7 | |

**Pace Analytical Services, Inc.**
8 East Tower Circle
Ormond Beach, FL 32174
(386)672-5668

# ANALYTICAL RESULTS

Project: Tomoka Semi-annual LF
Pace Project No.: 3542464

**Sample: SW-2** **Lab ID: 3542464003** Collected: 11/07/11 10:25 Received: 11/07/11 14:45 Matrix: Water

| Parameters | Results | Units | PQL | MDL | DF | Prepared | Analyzed | CAS No. | Qual |
|---|---|---|---|---|---|---|---|---|---|
| **8260 MSV** | Analytical Method: EPA 8260 | | | | | | | | |
| ***Surrogates*** | | | | | | | | | |
| 1,2-Dichloroethane-d4 (S) | 110 | % | 86-125 | | 1 | | 11/15/11 14:51 | 17060-07-0 | |
| Toluene-d8 (S) | 102 | % | 87-113 | | 1 | | 11/15/11 14:51 | 2037-26-5 | |
| **2540C Total Dissolved Solids** | Analytical Method: SM 2540C | | | | | | | | |
| Total Dissolved Solids | **329** | mg/L | 5.0 | 5.0 | 1 | | 11/08/11 09:50 | | |
| **2540D Total Suspended Solids** | Analytical Method: SM 2540D | | | | | | | | |
| Total Suspended Solids | **5.0U** | mg/L | 5.0 | 5.0 | 1 | | 11/09/11 11:00 | | |
| **5210B BOD, 5 day** | Analytical Method: SM 5210B | | | | | | | | |
| BOD, 5 day | **2.8** | mg/L | 2.0 | 2.0 | 1 | 11/09/11 08:25 | 11/14/11 12:15 | | |
| **Chlorophyll & Pheophytin** | Analytical Method: SM10200 Preparation Method: SM10200 | | | | | | | | |
| Chlorophyll a | **39.6** | ug/L | 1.0 | 1.0 | 1 | 11/08/11 16:40 | 11/15/11 15:03 | | |
| **Total Nitrogen Calculation** | Analytical Method: TKN+NOx Calculation | | | | | | | | |
| Total Nitrogen | **1.3** | mg/L | 0.50 | 0.25 | 1 | | 11/16/11 11:39 | | |
| **300.0 IC Anions** | Analytical Method: EPA 300.0 | | | | | | | | |
| Nitrate as N | **0.15** | mg/L | 0.050 | 0.025 | 1 | | 11/08/11 11:27 | 14797-55-8 | |
| **350.1 Ammonia** | Analytical Method: EPA 350.1 | | | | | | | | |
| Nitrogen, Ammonia | **0.020U** | mg/L | 0.050 | 0.020 | 1 | | 11/15/11 10:31 | 7664-41-7 | |
| Nitrogen, Ammonia (Unionized) | **0.020U** | mg/L | 0.050 | 0.020 | 1 | | 11/15/11 10:31 | | |
| **351.2 Total Kjeldahl Nitrogen** | Analytical Method: EPA 351.2 Preparation Method: EPA 351.2 | | | | | | | | |
| Nitrogen, Kjeldahl, Total | **1.2** | mg/L | 0.50 | 0.086 | 1 | 11/08/11 11:00 | 11/09/11 12:42 | 7727-37-9 | |
| **353.2 Nitrogen, NO2/NO3 pres.** | Analytical Method: EPA 353.2 | | | | | | | | |
| Nitrogen, NO2 plus NO3 | **0.043 I** | mg/L | 0.050 | 0.025 | 1 | | 11/08/11 10:35 | | |
| **365.4 Phosphorus, Total** | Analytical Method: EPA 365.4 Preparation Method: EPA 365.4 | | | | | | | | |
| Phosphorus, Total (as P) | **0.050U** | mg/L | 0.10 | 0.050 | 1 | 11/08/11 11:00 | 11/09/11 12:42 | 7723-14-0 | |
| **410.4 COD** | Analytical Method: EPA 410.4 | | | | | | | | |
| Chemical Oxygen Demand | **62.5** | mg/L | 20.0 | 12.5 | 1 | | 11/08/11 14:42 | | |
| **5310B TOC** | Analytical Method: SM 5310B | | | | | | | | |
| Total Organic Carbon | **18.3** | mg/L | 1.0 | 0.50 | 1 | | 11/10/11 19:37 | 7440-44-0 | |

**Pace Analytical Services, Inc.**
8 East Tower Circle
Ormond Beach, FL 32174
(386)672-5668

# ANALYTICAL RESULTS

Project: Tomoka Semi-annual LF
Pace Project No.: 3542464

**Sample: SW-2 DUP** **Lab ID: 3542464004** Collected: 11/07/11 10:25 Received: 11/07/11 14:45 Matrix: Water

| Parameters | Results | Units | PQL | MDL | DF | Prepared | Analyzed | CAS No. | Qual |
|---|---|---|---|---|---|---|---|---|---|
| **1631E Mercury, Low Level** | Analytical Method: EPA 1631E | | | | | | | | |
| Mercury | **0.00107** | ug/L | 0.00050 | 0.00013 | 1 | 11/14/11 08:30 | 11/16/11 08:10 | 7439-97-6 | |
| **Field Data** | Analytical Method: | | | | | | | | |
| Field pH | **6.08** | Std. Units | | | 1 | | 11/07/11 10:25 | | |
| Field Temperature | **21.32** | deg C | | | 1 | | 11/07/11 10:25 | | |
| Appearance | **Color: Yellow, Sheen: None** | | | | 1 | | 11/07/11 10:25 | | |
| Field Specific Conductance | **539** | umhos/cm | | | 1 | | 11/07/11 10:25 | | |
| Oxygen, Dissolved | **6.67** | mg/L | | | 1 | | 11/07/11 10:25 | 7782-44-7 | |
| Turbidity | **1.69** | NTU | | | 1 | | 11/07/11 10:25 | | |
| **8011 GCS EDB and DBCP** | Analytical Method: EPA 8011 Preparation Method: EPA 8011 | | | | | | | | |
| 1,2-Dibromo-3-chloropropane | **0.0050U** | ug/L | 0.020 | 0.0050 | 1 | 11/08/11 11:30 | 11/08/11 22:00 | 96-12-8 | |
| 1,2-Dibromoethane (EDB) | **0.0063U** | ug/L | 0.010 | 0.0063 | 1 | 11/08/11 11:30 | 11/08/11 22:00 | 106-93-4 | |
| **6010 MET ICP** | Analytical Method: EPA 6010 Preparation Method: EPA 3010 | | | | | | | | |
| Arsenic | **5.0U** | ug/L | 10.0 | 5.0 | 1 | 11/08/11 10:17 | 11/09/11 04:44 | 7440-38-2 | |
| Barium | **33.2** | ug/L | 10.0 | 5.0 | 1 | 11/08/11 10:17 | 11/09/11 04:44 | 7440-39-3 | |
| Chromium | **2.5U** | ug/L | 5.0 | 2.5 | 1 | 11/08/11 10:17 | 11/09/11 04:44 | 7440-47-3 | |
| Cobalt | **5.0U** | ug/L | 10.0 | 5.0 | 1 | 11/08/11 10:17 | 11/09/11 04:44 | 7440-48-4 | |
| Iron | **770** | ug/L | 40.0 | 20.0 | 1 | 11/08/11 10:17 | 11/09/11 04:44 | 7439-89-6 | |
| Nickel | **2.5U** | ug/L | 5.0 | 2.5 | 1 | 11/08/11 10:17 | 11/09/11 04:44 | 7440-02-0 | |
| Sodium | **42.0** | mg/L | 1.0 | 0.50 | 1 | 11/08/11 10:17 | 11/09/11 04:44 | 7440-23-5 | |
| Tot Hardness asCaCO3 (SM 2340B | **172** | mg/L | 3.2 | 1.6 | 1 | 11/08/11 10:17 | 11/09/11 04:44 | | |
| Vanadium | **5.0U** | ug/L | 10.0 | 5.0 | 1 | 11/08/11 10:17 | 11/09/11 04:44 | 7440-62-2 | |
| Zinc | **10.0U** | ug/L | 20.0 | 10.0 | 1 | 11/08/11 10:17 | 11/09/11 04:44 | 7440-66-6 | |
| **6020 MET ICPMS** | Analytical Method: EPA 6020 Preparation Method: EPA 3010 | | | | | | | | |
| Antimony | **0.50U** | ug/L | 1.0 | 0.50 | 1 | 11/08/11 10:17 | 11/09/11 09:26 | 7440-36-0 | |
| Beryllium | **0.050U** | ug/L | 0.10 | 0.050 | 1 | 11/08/11 10:17 | 11/09/11 09:26 | 7440-41-7 | |
| Cadmium | **0.050U** | ug/L | 0.10 | 0.050 | 1 | 11/08/11 10:17 | 11/09/11 09:26 | 7440-43-9 | |
| Copper | **0.93U** | ug/L | 1.0 | 0.93 | 1 | 11/08/11 10:17 | 11/09/11 09:26 | 7440-50-8 | |
| Lead | **0.50U** | ug/L | 1.0 | 0.50 | 1 | 11/08/11 10:17 | 11/09/11 09:26 | 7439-92-1 | |
| Selenium | **0.50U** | ug/L | 1.0 | 0.50 | 1 | 11/08/11 10:17 | 11/09/11 09:26 | 7782-49-2 | |
| Silver | **0.050U** | ug/L | 0.10 | 0.050 | 1 | 11/08/11 10:17 | 11/09/11 09:26 | 7440-22-4 | |
| Thallium | **0.50U** | ug/L | 1.0 | 0.50 | 1 | 11/08/11 10:17 | 11/09/11 09:26 | 7440-28-0 | |
| **9222D Fecal Coliform** | Analytical Method: SM 9222D Preparation Method: SM 9222D | | | | | | | | |
| Fecal Coliforms | **6.0** | CFU/100 mL | 2.0 | 2.0 | 2 | 11/07/11 15:27 | 11/08/11 14:20 | | |
| **8260 MSV** | Analytical Method: EPA 8260 | | | | | | | | |
| Acetone | **5.0U** | ug/L | 10.0 | 5.0 | 1 | | 11/15/11 15:27 | 67-64-1 | |
| Acrylonitrile | **5.0U** | ug/L | 10.0 | 5.0 | 1 | | 11/15/11 15:27 | 107-13-1 | |

**Pace Analytical Services, Inc.**
8 East Tower Circle
Ormond Beach, FL 32174
(386)672-5668

# ANALYTICAL RESULTS

Project: Tomoka Semi-annual LF
Pace Project No.: 3542464

**Sample: SW-2 DUP** **Lab ID: 3542464004** Collected: 11/07/11 10:25 Received: 11/07/11 14:45 Matrix: Water

| Parameters | Results | Units | PQL | MDL | DF | Prepared | Analyzed | CAS No. | Qual |
|---|---|---|---|---|---|---|---|---|---|
| **8260 MSV** | Analytical Method: EPA 8260 | | | | | | | | |
| Benzene | **0.50U** | ug/L | 1.0 | 0.50 | 1 | | 11/15/11 15:27 | 71-43-2 | |
| Bromochloromethane | **0.50U** | ug/L | 1.0 | 0.50 | 1 | | 11/15/11 15:27 | 74-97-5 | |
| Bromodichloromethane | **0.27U** | ug/L | 0.60 | 0.27 | 1 | | 11/15/11 15:27 | 75-27-4 | |
| Bromoform | **0.50U** | ug/L | 1.0 | 0.50 | 1 | | 11/15/11 15:27 | 75-25-2 | |
| Bromomethane | **0.50U** | ug/L | 1.0 | 0.50 | 1 | | 11/15/11 15:27 | 74-83-9 | |
| 2-Butanone (MEK) | **5.0U** | ug/L | 10.0 | 5.0 | 1 | | 11/15/11 15:27 | 78-93-3 | |
| Carbon disulfide | **5.0U** | ug/L | 10.0 | 5.0 | 1 | | 11/15/11 15:27 | 75-15-0 | |
| Carbon tetrachloride | **0.50U** | ug/L | 1.0 | 0.50 | 1 | | 11/15/11 15:27 | 56-23-5 | |
| Chlorobenzene | **0.50U** | ug/L | 1.0 | 0.50 | 1 | | 11/15/11 15:27 | 108-90-7 | |
| Chloroethane | **0.50U** | ug/L | 1.0 | 0.50 | 1 | | 11/15/11 15:27 | 75-00-3 | |
| Chloroform | **0.50U** | ug/L | 1.0 | 0.50 | 1 | | 11/15/11 15:27 | 67-66-3 | |
| Chloromethane | **0.62U** | ug/L | 1.0 | 0.62 | 1 | | 11/15/11 15:27 | 74-87-3 | L3 |
| Dibromochloromethane | **0.26U** | ug/L | 0.50 | 0.26 | 1 | | 11/15/11 15:27 | 124-48-1 | |
| Dibromomethane | **0.50U** | ug/L | 1.0 | 0.50 | 1 | | 11/15/11 15:27 | 74-95-3 | |
| 1,2-Dichlorobenzene | **0.50U** | ug/L | 1.0 | 0.50 | 1 | | 11/15/11 15:27 | 95-50-1 | |
| 1,4-Dichlorobenzene | **0.50U** | ug/L | 1.0 | 0.50 | 1 | | 11/15/11 15:27 | 106-46-7 | |
| trans-1,4-Dichloro-2-butene | **5.0U** | ug/L | 10.0 | 5.0 | 1 | | 11/15/11 15:27 | 110-57-6 | |
| 1,1-Dichloroethane | **0.50U** | ug/L | 1.0 | 0.50 | 1 | | 11/15/11 15:27 | 75-34-3 | |
| 1,2-Dichloroethane | **0.50U** | ug/L | 1.0 | 0.50 | 1 | | 11/15/11 15:27 | 107-06-2 | |
| 1,1-Dichloroethene | **0.50U** | ug/L | 1.0 | 0.50 | 1 | | 11/15/11 15:27 | 75-35-4 | |
| cis-1,2-Dichloroethene | **0.50U** | ug/L | 1.0 | 0.50 | 1 | | 11/15/11 15:27 | 156-59-2 | |
| trans-1,2-Dichloroethene | **0.50U** | ug/L | 1.0 | 0.50 | 1 | | 11/15/11 15:27 | 156-60-5 | |
| 1,2-Dichloropropane | **0.50U** | ug/L | 1.0 | 0.50 | 1 | | 11/15/11 15:27 | 78-87-5 | |
| cis-1,3-Dichloropropene | **0.25U** | ug/L | 0.50 | 0.25 | 1 | | 11/15/11 15:27 | 10061-01-5 | |
| trans-1,3-Dichloropropene | **0.25U** | ug/L | 0.50 | 0.25 | 1 | | 11/15/11 15:27 | 10061-02-6 | |
| Ethylbenzene | **0.50U** | ug/L | 1.0 | 0.50 | 1 | | 11/15/11 15:27 | 100-41-4 | |
| 2-Hexanone | **5.0U** | ug/L | 10.0 | 5.0 | 1 | | 11/15/11 15:27 | 591-78-6 | |
| Iodomethane | **0.50U** | ug/L | 1.0 | 0.50 | 1 | | 11/15/11 15:27 | 74-88-4 | |
| Methylene Chloride | **2.5U** | ug/L | 5.0 | 2.5 | 1 | | 11/15/11 15:27 | 75-09-2 | |
| 4-Methyl-2-pentanone (MIBK) | **5.0U** | ug/L | 10.0 | 5.0 | 1 | | 11/15/11 15:27 | 108-10-1 | |
| Styrene | **0.50U** | ug/L | 1.0 | 0.50 | 1 | | 11/15/11 15:27 | 100-42-5 | |
| 1,1,1,2-Tetrachloroethane | **0.50U** | ug/L | 1.0 | 0.50 | 1 | | 11/15/11 15:27 | 630-20-6 | |
| 1,1,2,2-Tetrachloroethane | **0.12U** | ug/L | 0.50 | 0.12 | 1 | | 11/15/11 15:27 | 79-34-5 | |
| Tetrachloroethene | **0.50U** | ug/L | 1.0 | 0.50 | 1 | | 11/15/11 15:27 | 127-18-4 | |
| Toluene | **0.50U** | ug/L | 1.0 | 0.50 | 1 | | 11/15/11 15:27 | 108-88-3 | |
| 1,1,1-Trichloroethane | **0.50U** | ug/L | 1.0 | 0.50 | 1 | | 11/15/11 15:27 | 71-55-6 | |
| 1,1,2-Trichloroethane | **0.50U** | ug/L | 1.0 | 0.50 | 1 | | 11/15/11 15:27 | 79-00-5 | |
| Trichloroethene | **0.50U** | ug/L | 1.0 | 0.50 | 1 | | 11/15/11 15:27 | 79-01-6 | |
| Trichlorofluoromethane | **0.50U** | ug/L | 1.0 | 0.50 | 1 | | 11/15/11 15:27 | 75-69-4 | |
| 1,2,3-Trichloropropane | **0.36U** | ug/L | 0.50 | 0.36 | 1 | | 11/15/11 15:27 | 96-18-4 | |
| Vinyl acetate | **1.0U** | ug/L | 2.0 | 1.0 | 1 | | 11/15/11 15:27 | 108-05-4 | |
| Vinyl chloride | **0.50U** | ug/L | 1.0 | 0.50 | 1 | | 11/15/11 15:27 | 75-01-4 | |
| Xylene (Total) | **0.50U** | ug/L | 1.0 | 0.50 | 1 | | 11/15/11 15:27 | 1330-20-7 | |
| ***Surrogates*** | | | | | | | | | |
| 4-Bromofluorobenzene (S) | 89 | % | 70-114 | | 1 | | 11/15/11 15:27 | 460-00-4 | |
| Dibromofluoromethane (S) | 109 | % | 88-117 | | 1 | | 11/15/11 15:27 | 1868-53-7 | |

**Pace Analytical Services, Inc.**
8 East Tower Circle
Ormond Beach, FL 32174
(386)672-5668

# ANALYTICAL RESULTS

Project: Tomoka Semi-annual LF
Pace Project No.: 3542464

**Sample: SW-2 DUP** **Lab ID: 3542464004** Collected: 11/07/11 10:25 Received: 11/07/11 14:45 Matrix: Water

| Parameters | Results | Units | PQL | MDL | DF | Prepared | Analyzed | CAS No. | Qual |
|---|---|---|---|---|---|---|---|---|---|
| **8260 MSV** | Analytical Method: EPA 8260 | | | | | | | | |
| ***Surrogates*** | | | | | | | | | |
| 1,2-Dichloroethane-d4 (S) | 108 | % | 86-125 | | 1 | | 11/15/11 15:27 | 17060-07-0 | |
| Toluene-d8 (S) | 100 | % | 87-113 | | 1 | | 11/15/11 15:27 | 2037-26-5 | |
| **2540C Total Dissolved Solids** | Analytical Method: SM 2540C | | | | | | | | |
| Total Dissolved Solids | **331** | mg/L | 5.0 | 5.0 | 1 | | 11/08/11 09:50 | | |
| **2540D Total Suspended Solids** | Analytical Method: SM 2540D | | | | | | | | |
| Total Suspended Solids | **5.0U** | mg/L | 5.0 | 5.0 | 1 | | 11/09/11 11:00 | | |
| **5210B BOD, 5 day** | Analytical Method: SM 5210B | | | | | | | | |
| BOD, 5 day | **2.7** | mg/L | 2.0 | 2.0 | 1 | 11/09/11 08:25 | 11/14/11 12:16 | | |
| **Chlorophyll & Pheophytin** | Analytical Method: SM10200 Preparation Method: SM10200 | | | | | | | | |
| Chlorophyll a | **35.4** | ug/L | 1.0 | 1.0 | 1 | 11/08/11 16:40 | 11/15/11 15:03 | | |
| **Total Nitrogen Calculation** | Analytical Method: TKN+NOx Calculation | | | | | | | | |
| Total Nitrogen | **1.2** | mg/L | 0.50 | 0.25 | 1 | | 11/16/11 11:39 | | |
| **300.0 IC Anions** | Analytical Method: EPA 300.0 | | | | | | | | |
| Nitrate as N | **0.15** | mg/L | 0.050 | 0.025 | 1 | | 11/08/11 11:39 | 14797-55-8 | |
| **350.1 Ammonia** | Analytical Method: EPA 350.1 | | | | | | | | |
| Nitrogen, Ammonia | **0.020U** | mg/L | 0.050 | 0.020 | 1 | | 11/15/11 10:32 | 7664-41-7 | |
| Nitrogen, Ammonia (Unionized) | **0.020U** | mg/L | 0.050 | 0.020 | 1 | | 11/15/11 10:32 | | |
| **351.2 Total Kjeldahl Nitrogen** | Analytical Method: EPA 351.2 Preparation Method: EPA 351.2 | | | | | | | | |
| Nitrogen, Kjeldahl, Total | **1.2** | mg/L | 0.50 | 0.086 | 1 | 11/08/11 11:00 | 11/09/11 12:43 | 7727-37-9 | |
| **353.2 Nitrogen, NO2/NO3 pres.** | Analytical Method: EPA 353.2 | | | | | | | | |
| Nitrogen, NO2 plus NO3 | **0.044 I** | mg/L | 0.050 | 0.025 | 1 | | 11/08/11 10:36 | | |
| **365.4 Phosphorus, Total** | Analytical Method: EPA 365.4 Preparation Method: EPA 365.4 | | | | | | | | |
| Phosphorus, Total (as P) | **0.050U** | mg/L | 0.10 | 0.050 | 1 | 11/08/11 11:00 | 11/09/11 12:43 | 7723-14-0 | |
| **410.4 COD** | Analytical Method: EPA 410.4 | | | | | | | | |
| Chemical Oxygen Demand | **59.8** | mg/L | 20.0 | 12.5 | 1 | | 11/08/11 14:42 | | |
| **5310B TOC** | Analytical Method: SM 5310B | | | | | | | | |
| Total Organic Carbon | **18.0** | mg/L | 1.0 | 0.50 | 1 | | 11/10/11 19:55 | 7440-44-0 | |

**Pace Analytical Services, Inc.**
8 East Tower Circle
Ormond Beach, FL 32174
(386)672-5668

# ANALYTICAL RESULTS

Project: Tomoka Semi-annual LF
Pace Project No.: 3542464

**Sample: SW-4** **Lab ID: 3542464005** Collected: 11/07/11 11:00 Received: 11/07/11 14:45 Matrix: Water

| Parameters | Results | Units | PQL | MDL | DF | Prepared | Analyzed | CAS No. | Qual |
|---|---|---|---|---|---|---|---|---|---|
| **1631E Mercury, Low Level** | Analytical Method: EPA 1631E | | | | | | | | |
| Mercury | **0.00597** | ug/L | 0.00050 | 0.00013 | 1 | 11/14/11 08:30 | 11/16/11 08:15 | 7439-97-6 | |
| **Field Data** | Analytical Method: | | | | | | | | |
| Field pH | **6.85** | Std. Units | | | 1 | | 11/07/11 11:00 | | |
| Field Temperature | **22.01** | deg C | | | 1 | | 11/07/11 11:00 | | |
| Appearance | **Color: Yellow, Sheen: Present** | | | | 1 | | 11/07/11 11:00 | | |
| Field Specific Conductance | **531** | umhos/cm | | | 1 | | 11/07/11 11:00 | | |
| Oxygen, Dissolved | **2.21** | mg/L | | | 1 | | 11/07/11 11:00 | 7782-44-7 | |
| Turbidity | **1.39** | NTU | | | 1 | | 11/07/11 11:00 | | |
| **8011 GCS EDB and DBCP** | Analytical Method: EPA 8011 Preparation Method: EPA 8011 | | | | | | | | |
| 1,2-Dibromo-3-chloropropane | **0.0048U** | ug/L | 0.020 | 0.0048 | 1 | 11/08/11 11:30 | 11/08/11 22:16 | 96-12-8 | |
| 1,2-Dibromoethane (EDB) | **0.0061U** | ug/L | 0.0099 | 0.0061 | 1 | 11/08/11 11:30 | 11/08/11 22:16 | 106-93-4 | |
| **6010 MET ICP** | Analytical Method: EPA 6010 Preparation Method: EPA 3010 | | | | | | | | |
| Arsenic | **5.0U** | ug/L | 10.0 | 5.0 | 1 | 11/08/11 10:17 | 11/09/11 04:48 | 7440-38-2 | |
| Barium | **27.5** | ug/L | 10.0 | 5.0 | 1 | 11/08/11 10:17 | 11/09/11 04:48 | 7440-39-3 | |
| Chromium | **2.5U** | ug/L | 5.0 | 2.5 | 1 | 11/08/11 10:17 | 11/09/11 04:48 | 7440-47-3 | |
| Cobalt | **5.0U** | ug/L | 10.0 | 5.0 | 1 | 11/08/11 10:17 | 11/09/11 04:48 | 7440-48-4 | |
| Iron | **940** | ug/L | 40.0 | 20.0 | 1 | 11/08/11 10:17 | 11/09/11 04:48 | 7439-89-6 | |
| Nickel | **2.5U** | ug/L | 5.0 | 2.5 | 1 | 11/08/11 10:17 | 11/09/11 04:48 | 7440-02-0 | |
| Sodium | **43.0** | mg/L | 1.0 | 0.50 | 1 | 11/08/11 10:17 | 11/09/11 04:48 | 7440-23-5 | |
| Tot Hardness asCaCO3 (SM 2340B | **153** | mg/L | 3.2 | 1.6 | 1 | 11/08/11 10:17 | 11/09/11 04:48 | | |
| Vanadium | **5.0U** | ug/L | 10.0 | 5.0 | 1 | 11/08/11 10:17 | 11/09/11 04:48 | 7440-62-2 | |
| Zinc | **19.6 I** | ug/L | 20.0 | 10.0 | 1 | 11/08/11 10:17 | 11/09/11 04:48 | 7440-66-6 | |
| **6020 MET ICPMS** | Analytical Method: EPA 6020 Preparation Method: EPA 3010 | | | | | | | | |
| Antimony | **0.50U** | ug/L | 1.0 | 0.50 | 1 | 11/08/11 10:17 | 11/09/11 09:35 | 7440-36-0 | |
| Beryllium | **0.050U** | ug/L | 0.10 | 0.050 | 1 | 11/08/11 10:17 | 11/09/11 09:35 | 7440-41-7 | |
| Cadmium | **0.050U** | ug/L | 0.10 | 0.050 | 1 | 11/08/11 10:17 | 11/09/11 09:35 | 7440-43-9 | |
| Copper | **0.93U** | ug/L | 1.0 | 0.93 | 1 | 11/08/11 10:17 | 11/09/11 09:35 | 7440-50-8 | |
| Lead | **0.50U** | ug/L | 1.0 | 0.50 | 1 | 11/08/11 10:17 | 11/09/11 09:35 | 7439-92-1 | |
| Selenium | **0.50U** | ug/L | 1.0 | 0.50 | 1 | 11/08/11 10:17 | 11/09/11 09:35 | 7782-49-2 | |
| Silver | **0.050U** | ug/L | 0.10 | 0.050 | 1 | 11/08/11 10:17 | 11/09/11 09:35 | 7440-22-4 | |
| Thallium | **0.50U** | ug/L | 1.0 | 0.50 | 1 | 11/08/11 10:17 | 11/09/11 09:35 | 7440-28-0 | |
| **9222D Fecal Coliform** | Analytical Method: SM 9222D Preparation Method: SM 9222D | | | | | | | | |
| Fecal Coliforms | **278** | CFU/100 mL | 2.0 | 2.0 | 2 | 11/07/11 15:27 | 11/08/11 14:20 | | |
| **8260 MSV** | Analytical Method: EPA 8260 | | | | | | | | |
| Acetone | **5.0U** | ug/L | 10.0 | 5.0 | 1 | | 11/15/11 16:16 | 67-64-1 | |
| Acrylonitrile | **5.0U** | ug/L | 10.0 | 5.0 | 1 | | 11/15/11 16:16 | 107-13-1 | |

**Pace Analytical Services, Inc.**
8 East Tower Circle
Ormond Beach, FL 32174
(386)672-5668

# ANALYTICAL RESULTS

Project: Tomoka Semi-annual LF
Pace Project No.: 3542464

**Sample: SW-4** **Lab ID: 3542464005** Collected: 11/07/11 11:00 Received: 11/07/11 14:45 Matrix: Water

| Parameters | Results | Units | PQL | MDL | DF | Prepared | Analyzed | CAS No. | Qual |
|---|---|---|---|---|---|---|---|---|---|
| **8260 MSV** | Analytical Method: EPA 8260 | | | | | | | | |
| Benzene | **0.50U** | ug/L | 1.0 | 0.50 | 1 | | 11/15/11 16:16 | 71-43-2 | |
| Bromochloromethane | **0.50U** | ug/L | 1.0 | 0.50 | 1 | | 11/15/11 16:16 | 74-97-5 | |
| Bromodichloromethane | **0.27U** | ug/L | 0.60 | 0.27 | 1 | | 11/15/11 16:16 | 75-27-4 | |
| Bromoform | **0.50U** | ug/L | 1.0 | 0.50 | 1 | | 11/15/11 16:16 | 75-25-2 | |
| Bromomethane | **0.50U** | ug/L | 1.0 | 0.50 | 1 | | 11/15/11 16:16 | 74-83-9 | |
| 2-Butanone (MEK) | **5.0U** | ug/L | 10.0 | 5.0 | 1 | | 11/15/11 16:16 | 78-93-3 | |
| Carbon disulfide | **5.0U** | ug/L | 10.0 | 5.0 | 1 | | 11/15/11 16:16 | 75-15-0 | |
| Carbon tetrachloride | **0.50U** | ug/L | 1.0 | 0.50 | 1 | | 11/15/11 16:16 | 56-23-5 | |
| Chlorobenzene | **0.50U** | ug/L | 1.0 | 0.50 | 1 | | 11/15/11 16:16 | 108-90-7 | |
| Chloroethane | **0.50U** | ug/L | 1.0 | 0.50 | 1 | | 11/15/11 16:16 | 75-00-3 | |
| Chloroform | **0.50U** | ug/L | 1.0 | 0.50 | 1 | | 11/15/11 16:16 | 67-66-3 | |
| Chloromethane | **0.62U** | ug/L | 1.0 | 0.62 | 1 | | 11/15/11 16:16 | 74-87-3 | L3 |
| Dibromochloromethane | **0.26U** | ug/L | 0.50 | 0.26 | 1 | | 11/15/11 16:16 | 124-48-1 | |
| Dibromomethane | **0.50U** | ug/L | 1.0 | 0.50 | 1 | | 11/15/11 16:16 | 74-95-3 | |
| 1,2-Dichlorobenzene | **0.50U** | ug/L | 1.0 | 0.50 | 1 | | 11/15/11 16:16 | 95-50-1 | |
| 1,4-Dichlorobenzene | **0.50U** | ug/L | 1.0 | 0.50 | 1 | | 11/15/11 16:16 | 106-46-7 | |
| trans-1,4-Dichloro-2-butene | **5.0U** | ug/L | 10.0 | 5.0 | 1 | | 11/15/11 16:16 | 110-57-6 | |
| 1,1-Dichloroethane | **0.50U** | ug/L | 1.0 | 0.50 | 1 | | 11/15/11 16:16 | 75-34-3 | |
| 1,2-Dichloroethane | **0.50U** | ug/L | 1.0 | 0.50 | 1 | | 11/15/11 16:16 | 107-06-2 | |
| 1,1-Dichloroethene | **0.50U** | ug/L | 1.0 | 0.50 | 1 | | 11/15/11 16:16 | 75-35-4 | |
| cis-1,2-Dichloroethene | **0.50U** | ug/L | 1.0 | 0.50 | 1 | | 11/15/11 16:16 | 156-59-2 | |
| trans-1,2-Dichloroethene | **0.50U** | ug/L | 1.0 | 0.50 | 1 | | 11/15/11 16:16 | 156-60-5 | |
| 1,2-Dichloropropane | **0.50U** | ug/L | 1.0 | 0.50 | 1 | | 11/15/11 16:16 | 78-87-5 | |
| cis-1,3-Dichloropropene | **0.25U** | ug/L | 0.50 | 0.25 | 1 | | 11/15/11 16:16 | 10061-01-5 | |
| trans-1,3-Dichloropropene | **0.25U** | ug/L | 0.50 | 0.25 | 1 | | 11/15/11 16:16 | 10061-02-6 | |
| Ethylbenzene | **0.50U** | ug/L | 1.0 | 0.50 | 1 | | 11/15/11 16:16 | 100-41-4 | |
| 2-Hexanone | **5.0U** | ug/L | 10.0 | 5.0 | 1 | | 11/15/11 16:16 | 591-78-6 | |
| Iodomethane | **0.50U** | ug/L | 1.0 | 0.50 | 1 | | 11/15/11 16:16 | 74-88-4 | |
| Methylene Chloride | **2.5U** | ug/L | 5.0 | 2.5 | 1 | | 11/15/11 16:16 | 75-09-2 | |
| 4-Methyl-2-pentanone (MIBK) | **5.0U** | ug/L | 10.0 | 5.0 | 1 | | 11/15/11 16:16 | 108-10-1 | |
| Styrene | **0.50U** | ug/L | 1.0 | 0.50 | 1 | | 11/15/11 16:16 | 100-42-5 | |
| 1,1,1,2-Tetrachloroethane | **0.50U** | ug/L | 1.0 | 0.50 | 1 | | 11/15/11 16:16 | 630-20-6 | |
| 1,1,2,2-Tetrachloroethane | **0.86** | ug/L | 0.50 | 0.12 | 1 | | 11/15/11 16:16 | 79-34-5 | |
| Tetrachloroethene | **0.50U** | ug/L | 1.0 | 0.50 | 1 | | 11/15/11 16:16 | 127-18-4 | |
| Toluene | **0.50U** | ug/L | 1.0 | 0.50 | 1 | | 11/15/11 16:16 | 108-88-3 | |
| 1,1,1-Trichloroethane | **0.50U** | ug/L | 1.0 | 0.50 | 1 | | 11/15/11 16:16 | 71-55-6 | |
| 1,1,2-Trichloroethane | **0.50U** | ug/L | 1.0 | 0.50 | 1 | | 11/15/11 16:16 | 79-00-5 | |
| Trichloroethene | **0.50U** | ug/L | 1.0 | 0.50 | 1 | | 11/15/11 16:16 | 79-01-6 | |
| Trichlorofluoromethane | **0.50U** | ug/L | 1.0 | 0.50 | 1 | | 11/15/11 16:16 | 75-69-4 | |
| 1,2,3-Trichloropropane | **0.36U** | ug/L | 0.50 | 0.36 | 1 | | 11/15/11 16:16 | 96-18-4 | |
| Vinyl acetate | **1.0U** | ug/L | 2.0 | 1.0 | 1 | | 11/15/11 16:16 | 108-05-4 | |
| Vinyl chloride | **0.50U** | ug/L | 1.0 | 0.50 | 1 | | 11/15/11 16:16 | 75-01-4 | |
| Xylene (Total) | **0.50U** | ug/L | 1.0 | 0.50 | 1 | | 11/15/11 16:16 | 1330-20-7 | |
| ***Surrogates*** | | | | | | | | | |
| 4-Bromofluorobenzene (S) | 98 | % | 70-114 | | 1 | | 11/15/11 16:16 | 460-00-4 | |
| Dibromofluoromethane (S) | 105 | % | 88-117 | | 1 | | 11/15/11 16:16 | 1868-53-7 | |

**Pace Analytical Services, Inc.**
8 East Tower Circle
Ormond Beach, FL 32174
(386)672-5668

# ANALYTICAL RESULTS

Project: Tomoka Semi-annual LF
Pace Project No.: 3542464

**Sample: SW-4** **Lab ID: 3542464005** Collected: 11/07/11 11:00 Received: 11/07/11 14:45 Matrix: Water

| Parameters | Results | Units | PQL | MDL | DF | Prepared | Analyzed | CAS No. | Qual |
|---|---|---|---|---|---|---|---|---|---|
| **8260 MSV** | Analytical Method: EPA 8260 | | | | | | | | |
| ***Surrogates*** | | | | | | | | | |
| 1,2-Dichloroethane-d4 (S) | 110 | % | 86-125 | | 1 | | 11/15/11 16:16 | 17060-07-0 | |
| Toluene-d8 (S) | 100 | % | 87-113 | | 1 | | 11/15/11 16:16 | 2037-26-5 | |
| **2540C Total Dissolved Solids** | Analytical Method: SM 2540C | | | | | | | | |
| Total Dissolved Solids | **372** | mg/L | 5.0 | 5.0 | 1 | | 11/08/11 09:51 | | |
| **2540D Total Suspended Solids** | Analytical Method: SM 2540D | | | | | | | | |
| Total Suspended Solids | **99.5** | mg/L | 5.0 | 5.0 | 1 | | 11/09/11 11:00 | | |
| **5210B BOD, 5 day** | Analytical Method: SM 5210B | | | | | | | | |
| BOD, 5 day | **2.4** | mg/L | 2.0 | 2.0 | 1 | 11/09/11 08:25 | 11/14/11 12:18 | | |
| **Chlorophyll & Pheophytin** | Analytical Method: SM10200 Preparation Method: SM10200 | | | | | | | | |
| Chlorophyll a | **3.6** | ug/L | 1.0 | 1.0 | 1 | 11/08/11 16:40 | 11/15/11 15:03 | | |
| **Total Nitrogen Calculation** | Analytical Method: TKN+NOx Calculation | | | | | | | | |
| Total Nitrogen | **1.8** | mg/L | 0.50 | 0.25 | 1 | | 11/16/11 11:39 | | |
| **300.0 IC Anions** | Analytical Method: EPA 300.0 | | | | | | | | |
| Nitrate as N | **0.025U** | mg/L | 0.050 | 0.025 | 1 | | 11/08/11 11:51 | 14797-55-8 | |
| **350.1 Ammonia** | Analytical Method: EPA 350.1 | | | | | | | | |
| Nitrogen, Ammonia | **0.064** | mg/L | 0.050 | 0.020 | 1 | | 11/15/11 10:35 | 7664-41-7 | |
| Nitrogen, Ammonia (Unionized) | **0.020U** | mg/L | 0.050 | 0.020 | 1 | | 11/15/11 10:35 | | |
| **351.2 Total Kjeldahl Nitrogen** | Analytical Method: EPA 351.2 Preparation Method: EPA 351.2 | | | | | | | | |
| Nitrogen, Kjeldahl, Total | **1.8** | mg/L | 0.50 | 0.086 | 1 | 11/08/11 11:00 | 11/09/11 12:44 | 7727-37-9 | |
| **353.2 Nitrogen, NO2/NO3 pres.** | Analytical Method: EPA 353.2 | | | | | | | | |
| Nitrogen, NO2 plus NO3 | **0.025U** | mg/L | 0.050 | 0.025 | 1 | | 11/08/11 10:38 | | |
| **365.4 Phosphorus, Total** | Analytical Method: EPA 365.4 Preparation Method: EPA 365.4 | | | | | | | | |
| Phosphorus, Total (as P) | **0.20** | mg/L | 0.10 | 0.050 | 1 | 11/08/11 11:00 | 11/09/11 12:44 | 7723-14-0 | |
| **410.4 COD** | Analytical Method: EPA 410.4 | | | | | | | | |
| Chemical Oxygen Demand | **114** | mg/L | 20.0 | 12.5 | 1 | | 11/08/11 14:42 | | |
| **5310B TOC** | Analytical Method: SM 5310B | | | | | | | | |
| Total Organic Carbon | **31.6** | mg/L | 2.0 | 1.0 | 2 | | 11/10/11 20:11 | 7440-44-0 | |

**Pace Analytical Services, Inc.**
8 East Tower Circle
Ormond Beach, FL 32174
(386)672-5668

# ANALYTICAL RESULTS

Project: Tomoka Semi-annual LF
Pace Project No.: 3542464

**Sample: SW-5** **Lab ID: 3542464006** Collected: 11/07/11 11:40 Received: 11/07/11 14:45 Matrix: Water

| Parameters | Results | Units | PQL | MDL | DF | Prepared | Analyzed | CAS No. | Qual |
|---|---|---|---|---|---|---|---|---|---|
| **1631E Mercury, Low Level** | Analytical Method: EPA 1631E | | | | | | | | |
| Mercury | **0.000651** | ug/L | 0.00050 | 0.00013 | 1 | 11/14/11 08:30 | 11/16/11 08:20 | 7439-97-6 | |
| **Field Data** | Analytical Method: | | | | | | | | |
| Field pH | **5.94** | Std. Units | | | 1 | | 11/07/11 11:40 | | |
| Field Temperature | **21.89** | deg C | | | 1 | | 11/07/11 11:40 | | |
| Appearance | **Color: Yellow, Sheen: None** | | | | 1 | | 11/07/11 11:40 | | |
| Field Specific Conductance | **574** | umhos/cm | | | 1 | | 11/07/11 11:40 | | |
| Oxygen, Dissolved | **8.76** | mg/L | | | 1 | | 11/07/11 11:40 | 7782-44-7 | |
| Turbidity | **2.23** | NTU | | | 1 | | 11/07/11 11:40 | | |
| **8011 GCS EDB and DBCP** | Analytical Method: EPA 8011 Preparation Method: EPA 8011 | | | | | | | | |
| 1,2-Dibromo-3-chloropropane | **0.0049U** | ug/L | 0.020 | 0.0049 | 1 | 11/08/11 11:30 | 11/08/11 22:31 | 96-12-8 | |
| 1,2-Dibromoethane (EDB) | **0.0062U** | ug/L | 0.010 | 0.0062 | 1 | 11/08/11 11:30 | 11/08/11 22:31 | 106-93-4 | |
| **6010 MET ICP** | Analytical Method: EPA 6010 Preparation Method: EPA 3010 | | | | | | | | |
| Arsenic | **5.0U** | ug/L | 10.0 | 5.0 | 1 | 11/08/11 10:17 | 11/09/11 04:52 | 7440-38-2 | |
| Barium | **44.6** | ug/L | 10.0 | 5.0 | 1 | 11/08/11 10:17 | 11/09/11 04:52 | 7440-39-3 | |
| Chromium | **2.5U** | ug/L | 5.0 | 2.5 | 1 | 11/08/11 10:17 | 11/09/11 04:52 | 7440-47-3 | |
| Cobalt | **5.0U** | ug/L | 10.0 | 5.0 | 1 | 11/08/11 10:17 | 11/09/11 04:52 | 7440-48-4 | |
| Iron | **375** | ug/L | 40.0 | 20.0 | 1 | 11/08/11 10:17 | 11/09/11 04:52 | 7439-89-6 | |
| Nickel | **2.5U** | ug/L | 5.0 | 2.5 | 1 | 11/08/11 10:17 | 11/09/11 04:52 | 7440-02-0 | |
| Sodium | **43.3** | mg/L | 1.0 | 0.50 | 1 | 11/08/11 10:17 | 11/09/11 04:52 | 7440-23-5 | |
| Tot Hardness asCaCO3 (SM 2340B | **189** | mg/L | 3.2 | 1.6 | 1 | 11/08/11 10:17 | 11/09/11 04:52 | | |
| Vanadium | **5.0U** | ug/L | 10.0 | 5.0 | 1 | 11/08/11 10:17 | 11/09/11 04:52 | 7440-62-2 | |
| Zinc | **10.0U** | ug/L | 20.0 | 10.0 | 1 | 11/08/11 10:17 | 11/09/11 04:52 | 7440-66-6 | |
| **6020 MET ICPMS** | Analytical Method: EPA 6020 Preparation Method: EPA 3010 | | | | | | | | |
| Antimony | **0.50U** | ug/L | 1.0 | 0.50 | 1 | 11/08/11 10:17 | 11/09/11 09:38 | 7440-36-0 | |
| Beryllium | **0.050U** | ug/L | 0.10 | 0.050 | 1 | 11/08/11 10:17 | 11/09/11 09:38 | 7440-41-7 | |
| Cadmium | **0.050U** | ug/L | 0.10 | 0.050 | 1 | 11/08/11 10:17 | 11/09/11 09:38 | 7440-43-9 | |
| Copper | **0.93U** | ug/L | 1.0 | 0.93 | 1 | 11/08/11 10:17 | 11/09/11 09:38 | 7440-50-8 | |
| Lead | **0.50U** | ug/L | 1.0 | 0.50 | 1 | 11/08/11 10:17 | 11/09/11 09:38 | 7439-92-1 | |
| Selenium | **0.50U** | ug/L | 1.0 | 0.50 | 1 | 11/08/11 10:17 | 11/09/11 09:38 | 7782-49-2 | |
| Silver | **0.050U** | ug/L | 0.10 | 0.050 | 1 | 11/08/11 10:17 | 11/09/11 09:38 | 7440-22-4 | |
| Thallium | **0.50U** | ug/L | 1.0 | 0.50 | 1 | 11/08/11 10:17 | 11/09/11 09:38 | 7440-28-0 | |
| **9222D Fecal Coliform** | Analytical Method: SM 9222D Preparation Method: SM 9222D | | | | | | | | |
| Fecal Coliforms | **8.0** | CFU/100 mL | 2.0 | 2.0 | 2 | 11/07/11 15:27 | 11/08/11 14:20 | | |
| **8260 MSV** | Analytical Method: EPA 8260 | | | | | | | | |
| Acetone | **5.0U** | ug/L | 10.0 | 5.0 | 1 | | 11/15/11 13:37 | 67-64-1 | |
| Acrylonitrile | **5.0U** | ug/L | 10.0 | 5.0 | 1 | | 11/15/11 13:37 | 107-13-1 | |

**Pace Analytical Services, Inc.**
8 East Tower Circle
Ormond Beach, FL 32174
(386)672-5668

# ANALYTICAL RESULTS

Project: Tomoka Semi-annual LF
Pace Project No.: 3542464

**Sample: SW-5** **Lab ID: 3542464006** Collected: 11/07/11 11:40 Received: 11/07/11 14:45 Matrix: Water

| Parameters | Results | Units | PQL | MDL | DF | Prepared | Analyzed | CAS No. | Qual |
|---|---|---|---|---|---|---|---|---|---|
| **8260 MSV** | Analytical Method: EPA 8260 | | | | | | | | |
| Benzene | **0.50U** | ug/L | 1.0 | 0.50 | 1 | | 11/15/11 13:37 | 71-43-2 | |
| Bromochloromethane | **0.50U** | ug/L | 1.0 | 0.50 | 1 | | 11/15/11 13:37 | 74-97-5 | |
| Bromodichloromethane | **0.27U** | ug/L | 0.60 | 0.27 | 1 | | 11/15/11 13:37 | 75-27-4 | |
| Bromoform | **0.50U** | ug/L | 1.0 | 0.50 | 1 | | 11/15/11 13:37 | 75-25-2 | |
| Bromomethane | **0.50U** | ug/L | 1.0 | 0.50 | 1 | | 11/15/11 13:37 | 74-83-9 | |
| 2-Butanone (MEK) | **5.0U** | ug/L | 10.0 | 5.0 | 1 | | 11/15/11 13:37 | 78-93-3 | |
| Carbon disulfide | **5.0U** | ug/L | 10.0 | 5.0 | 1 | | 11/15/11 13:37 | 75-15-0 | |
| Carbon tetrachloride | **0.50U** | ug/L | 1.0 | 0.50 | 1 | | 11/15/11 13:37 | 56-23-5 | |
| Chlorobenzene | **0.50U** | ug/L | 1.0 | 0.50 | 1 | | 11/15/11 13:37 | 108-90-7 | |
| Chloroethane | **0.50U** | ug/L | 1.0 | 0.50 | 1 | | 11/15/11 13:37 | 75-00-3 | |
| Chloroform | **0.50U** | ug/L | 1.0 | 0.50 | 1 | | 11/15/11 13:37 | 67-66-3 | |
| Chloromethane | **0.62U** | ug/L | 1.0 | 0.62 | 1 | | 11/15/11 13:37 | 74-87-3 | L3 |
| Dibromochloromethane | **0.26U** | ug/L | 0.50 | 0.26 | 1 | | 11/15/11 13:37 | 124-48-1 | |
| Dibromomethane | **0.50U** | ug/L | 1.0 | 0.50 | 1 | | 11/15/11 13:37 | 74-95-3 | |
| 1,2-Dichlorobenzene | **0.50U** | ug/L | 1.0 | 0.50 | 1 | | 11/15/11 13:37 | 95-50-1 | |
| 1,4-Dichlorobenzene | **0.50U** | ug/L | 1.0 | 0.50 | 1 | | 11/15/11 13:37 | 106-46-7 | |
| trans-1,4-Dichloro-2-butene | **5.0U** | ug/L | 10.0 | 5.0 | 1 | | 11/15/11 13:37 | 110-57-6 | |
| 1,1-Dichloroethane | **0.50U** | ug/L | 1.0 | 0.50 | 1 | | 11/15/11 13:37 | 75-34-3 | |
| 1,2-Dichloroethane | **0.50U** | ug/L | 1.0 | 0.50 | 1 | | 11/15/11 13:37 | 107-06-2 | |
| 1,1-Dichloroethene | **0.50U** | ug/L | 1.0 | 0.50 | 1 | | 11/15/11 13:37 | 75-35-4 | |
| cis-1,2-Dichloroethene | **0.50U** | ug/L | 1.0 | 0.50 | 1 | | 11/15/11 13:37 | 156-59-2 | |
| trans-1,2-Dichloroethene | **0.50U** | ug/L | 1.0 | 0.50 | 1 | | 11/15/11 13:37 | 156-60-5 | |
| 1,2-Dichloropropane | **0.50U** | ug/L | 1.0 | 0.50 | 1 | | 11/15/11 13:37 | 78-87-5 | |
| cis-1,3-Dichloropropene | **0.25U** | ug/L | 0.50 | 0.25 | 1 | | 11/15/11 13:37 | 10061-01-5 | |
| trans-1,3-Dichloropropene | **0.25U** | ug/L | 0.50 | 0.25 | 1 | | 11/15/11 13:37 | 10061-02-6 | |
| Ethylbenzene | **0.50U** | ug/L | 1.0 | 0.50 | 1 | | 11/15/11 13:37 | 100-41-4 | |
| 2-Hexanone | **5.0U** | ug/L | 10.0 | 5.0 | 1 | | 11/15/11 13:37 | 591-78-6 | |
| Iodomethane | **0.50U** | ug/L | 1.0 | 0.50 | 1 | | 11/15/11 13:37 | 74-88-4 | |
| Methylene Chloride | **2.5U** | ug/L | 5.0 | 2.5 | 1 | | 11/15/11 13:37 | 75-09-2 | |
| 4-Methyl-2-pentanone (MIBK) | **5.0U** | ug/L | 10.0 | 5.0 | 1 | | 11/15/11 13:37 | 108-10-1 | |
| Styrene | **0.50U** | ug/L | 1.0 | 0.50 | 1 | | 11/15/11 13:37 | 100-42-5 | |
| 1,1,1,2-Tetrachloroethane | **0.50U** | ug/L | 1.0 | 0.50 | 1 | | 11/15/11 13:37 | 630-20-6 | |
| 1,1,2,2-Tetrachloroethane | **0.12U** | ug/L | 0.50 | 0.12 | 1 | | 11/15/11 13:37 | 79-34-5 | |
| Tetrachloroethene | **0.50U** | ug/L | 1.0 | 0.50 | 1 | | 11/15/11 13:37 | 127-18-4 | |
| Toluene | **0.50U** | ug/L | 1.0 | 0.50 | 1 | | 11/15/11 13:37 | 108-88-3 | |
| 1,1,1-Trichloroethane | **0.50U** | ug/L | 1.0 | 0.50 | 1 | | 11/15/11 13:37 | 71-55-6 | |
| 1,1,2-Trichloroethane | **0.50U** | ug/L | 1.0 | 0.50 | 1 | | 11/15/11 13:37 | 79-00-5 | |
| Trichloroethene | **0.50U** | ug/L | 1.0 | 0.50 | 1 | | 11/15/11 13:37 | 79-01-6 | |
| Trichlorofluoromethane | **0.50U** | ug/L | 1.0 | 0.50 | 1 | | 11/15/11 13:37 | 75-69-4 | |
| 1,2,3-Trichloropropane | **0.36U** | ug/L | 0.50 | 0.36 | 1 | | 11/15/11 13:37 | 96-18-4 | |
| Vinyl acetate | **1.0U** | ug/L | 2.0 | 1.0 | 1 | | 11/15/11 13:37 | 108-05-4 | |
| Vinyl chloride | **0.50U** | ug/L | 1.0 | 0.50 | 1 | | 11/15/11 13:37 | 75-01-4 | |
| Xylene (Total) | **0.50U** | ug/L | 1.0 | 0.50 | 1 | | 11/15/11 13:37 | 1330-20-7 | |
| ***Surrogates*** | | | | | | | | | |
| 4-Bromofluorobenzene (S) | 90 | % | 70-114 | | 1 | | 11/15/11 13:37 | 460-00-4 | |
| Dibromofluoromethane (S) | 103 | % | 88-117 | | 1 | | 11/15/11 13:37 | 1868-53-7 | |

**Pace Analytical Services, Inc.**
8 East Tower Circle
Ormond Beach, FL 32174
(386)672-5668

# ANALYTICAL RESULTS

Project: Tomoka Semi-annual LF
Pace Project No.: 3542464

**Sample: SW-5** **Lab ID: 3542464006** Collected: 11/07/11 11:40 Received: 11/07/11 14:45 Matrix: Water

| Parameters | Results | Units | PQL | MDL | DF | Prepared | Analyzed | CAS No. | Qual |
|---|---|---|---|---|---|---|---|---|---|
| **8260 MSV** | Analytical Method: EPA 8260 | | | | | | | | |
| ***Surrogates*** | | | | | | | | | |
| 1,2-Dichloroethane-d4 (S) | 104 | % | 86-125 | | 1 | | 11/15/11 13:37 | 17060-07-0 | |
| Toluene-d8 (S) | 98 | % | 87-113 | | 1 | | 11/15/11 13:37 | 2037-26-5 | |
| **2540C Total Dissolved Solids** | Analytical Method: SM 2540C | | | | | | | | |
| Total Dissolved Solids | **364** | mg/L | 5.0 | 5.0 | 1 | | 11/08/11 09:51 | | |
| **2540D Total Suspended Solids** | Analytical Method: SM 2540D | | | | | | | | |
| Total Suspended Solids | **5.0U** | mg/L | 5.0 | 5.0 | 1 | | 11/09/11 11:00 | | |
| **5210B BOD, 5 day** | Analytical Method: SM 5210B | | | | | | | | |
| BOD, 5 day | **2.0** | mg/L | 2.0 | 2.0 | 1 | 11/09/11 08:25 | 11/14/11 12:19 | | |
| **Chlorophyll & Pheophytin** | Analytical Method: SM10200 Preparation Method: SM10200 | | | | | | | | |
| Chlorophyll a | **6.4** | ug/L | 1.0 | 1.0 | 1 | 11/08/11 16:40 | 11/15/11 15:03 | | |
| **Total Nitrogen Calculation** | Analytical Method: TKN+NOx Calculation | | | | | | | | |
| Total Nitrogen | **3.6** | mg/L | 0.50 | 0.25 | 1 | | 11/16/11 11:39 | | |
| **300.0 IC Anions** | Analytical Method: EPA 300.0 | | | | | | | | |
| Nitrate as N | **1.5** | mg/L | 0.050 | 0.025 | 1 | | 11/08/11 12:03 | 14797-55-8 | |
| **350.1 Ammonia** | Analytical Method: EPA 350.1 | | | | | | | | |
| Nitrogen, Ammonia | **0.33** | mg/L | 0.050 | 0.020 | 1 | | 11/15/11 10:36 | 7664-41-7 | |
| Nitrogen, Ammonia (Unionized) | **0.020U** | mg/L | 0.050 | 0.020 | 1 | | 11/15/11 10:36 | | |
| **351.2 Total Kjeldahl Nitrogen** | Analytical Method: EPA 351.2 Preparation Method: EPA 351.2 | | | | | | | | |
| Nitrogen, Kjeldahl, Total | **2.0** | mg/L | 0.50 | 0.086 | 1 | 11/08/11 11:00 | 11/09/11 12:46 | 7727-37-9 | |
| **353.2 Nitrogen, NO2/NO3 pres.** | Analytical Method: EPA 353.2 | | | | | | | | |
| Nitrogen, NO2 plus NO3 | **1.6** | mg/L | 0.050 | 0.025 | 1 | | 11/08/11 10:39 | | |
| **365.4 Phosphorus, Total** | Analytical Method: EPA 365.4 Preparation Method: EPA 365.4 | | | | | | | | |
| Phosphorus, Total (as P) | **0.050U** | mg/L | 0.10 | 0.050 | 1 | 11/08/11 11:00 | 11/09/11 12:46 | 7723-14-0 | |
| **410.4 COD** | Analytical Method: EPA 410.4 | | | | | | | | |
| Chemical Oxygen Demand | **66.5** | mg/L | 20.0 | 12.5 | 1 | | 11/08/11 14:42 | | |
| **5310B TOC** | Analytical Method: SM 5310B | | | | | | | | |
| Total Organic Carbon | **20.7** | mg/L | 1.0 | 0.50 | 1 | | 11/10/11 21:18 | 7440-44-0 | |

**Pace Analytical Services, Inc.**
8 East Tower Circle
Ormond Beach, FL 32174
(386)672-5668

# ANALYTICAL RESULTS

Project: Tomoka Semi-annual LF
Pace Project No.: 3542464

**Sample: SW-1** **Lab ID: 3542464007** Collected: 11/07/11 12:15 Received: 11/07/11 14:45 Matrix: Water

| Parameters | Results | Units | PQL | MDL | DF | Prepared | Analyzed | CAS No. | Qual |
|---|---|---|---|---|---|---|---|---|---|
| **1631E Mercury, Low Level** | Analytical Method: EPA 1631E | | | | | | | | |
| Mercury | **0.000831** | ug/L | 0.00050 | 0.00013 | 1 | 11/14/11 08:30 | 11/16/11 08:30 | 7439-97-6 | |
| **Field Data** | Analytical Method: | | | | | | | | |
| Field pH | **4.32** | Std. Units | | | 1 | | 11/07/11 12:15 | | |
| Field Temperature | **23.19** | deg C | | | 1 | | 11/07/11 12:15 | | |
| Appearance | **Color: None, Sheen: None** | | | | 1 | | 11/07/11 12:15 | | |
| Field Specific Conductance | **104** | umhos/cm | | | 1 | | 11/07/11 12:15 | | |
| Oxygen, Dissolved | **6.84** | mg/L | | | 1 | | 11/07/11 12:15 | 7782-44-7 | |
| Turbidity | **1.99** | NTU | | | 1 | | 11/07/11 12:15 | | |
| **8011 GCS EDB and DBCP** | Analytical Method: EPA 8011 Preparation Method: EPA 8011 | | | | | | | | |
| 1,2-Dibromo-3-chloropropane | **0.0050U** | ug/L | 0.020 | 0.0050 | 1 | 11/08/11 11:30 | 11/08/11 23:01 | 96-12-8 | |
| 1,2-Dibromoethane (EDB) | **0.0063U** | ug/L | 0.010 | 0.0063 | 1 | 11/08/11 11:30 | 11/08/11 23:01 | 106-93-4 | |
| **6010 MET ICP** | Analytical Method: EPA 6010 Preparation Method: EPA 3010 | | | | | | | | |
| Arsenic | **5.0U** | ug/L | 10.0 | 5.0 | 1 | 11/08/11 10:17 | 11/09/11 04:56 | 7440-38-2 | |
| Barium | **5.0U** | ug/L | 10.0 | 5.0 | 1 | 11/08/11 10:17 | 11/09/11 04:56 | 7440-39-3 | |
| Chromium | **2.5U** | ug/L | 5.0 | 2.5 | 1 | 11/08/11 10:17 | 11/09/11 04:56 | 7440-47-3 | |
| Cobalt | **5.0U** | ug/L | 10.0 | 5.0 | 1 | 11/08/11 10:17 | 11/09/11 04:56 | 7440-48-4 | |
| Iron | **84.6** | ug/L | 40.0 | 20.0 | 1 | 11/08/11 10:17 | 11/09/11 04:56 | 7439-89-6 | |
| Nickel | **2.5U** | ug/L | 5.0 | 2.5 | 1 | 11/08/11 10:17 | 11/09/11 04:56 | 7440-02-0 | |
| Sodium | **12.4** | mg/L | 1.0 | 0.50 | 1 | 11/08/11 10:17 | 11/09/11 04:56 | 7440-23-5 | |
| Tot Hardness asCaCO3 (SM 2340B | **12.1** | mg/L | 3.2 | 1.6 | 1 | 11/08/11 10:17 | 11/09/11 04:56 | | |
| Vanadium | **5.0U** | ug/L | 10.0 | 5.0 | 1 | 11/08/11 10:17 | 11/09/11 04:56 | 7440-62-2 | |
| Zinc | **10.0U** | ug/L | 20.0 | 10.0 | 1 | 11/08/11 10:17 | 11/09/11 04:56 | 7440-66-6 | |
| **6020 MET ICPMS** | Analytical Method: EPA 6020 Preparation Method: EPA 3010 | | | | | | | | |
| Antimony | **0.50U** | ug/L | 1.0 | 0.50 | 1 | 11/08/11 10:17 | 11/09/11 09:41 | 7440-36-0 | |
| Beryllium | **0.050U** | ug/L | 0.10 | 0.050 | 1 | 11/08/11 10:17 | 11/09/11 09:41 | 7440-41-7 | |
| Cadmium | **0.050U** | ug/L | 0.10 | 0.050 | 1 | 11/08/11 10:17 | 11/09/11 09:41 | 7440-43-9 | |
| Copper | **0.93U** | ug/L | 1.0 | 0.93 | 1 | 11/08/11 10:17 | 11/09/11 09:41 | 7440-50-8 | |
| Lead | **0.50U** | ug/L | 1.0 | 0.50 | 1 | 11/08/11 10:17 | 11/09/11 09:41 | 7439-92-1 | |
| Selenium | **0.50U** | ug/L | 1.0 | 0.50 | 1 | 11/08/11 10:17 | 11/09/11 09:41 | 7782-49-2 | |
| Silver | **0.050U** | ug/L | 0.10 | 0.050 | 1 | 11/08/11 10:17 | 11/09/11 09:41 | 7440-22-4 | |
| Thallium | **0.50U** | ug/L | 1.0 | 0.50 | 1 | 11/08/11 10:17 | 11/09/11 09:41 | 7440-28-0 | |
| **9222D Fecal Coliform** | Analytical Method: SM 9222D Preparation Method: SM 9222D | | | | | | | | |
| Fecal Coliforms | **10.0** | CFU/100 mL | 2.0 | 2.0 | 2 | 11/07/11 15:27 | 11/08/11 14:20 | | |
| **8260 MSV** | Analytical Method: EPA 8260 | | | | | | | | |
| Acetone | **5.0U** | ug/L | 10.0 | 5.0 | 1 | | 11/15/11 14:02 | 67-64-1 | |
| Acrylonitrile | **5.0U** | ug/L | 10.0 | 5.0 | 1 | | 11/15/11 14:02 | 107-13-1 | |

**Pace Analytical Services, Inc.**
8 East Tower Circle
Ormond Beach, FL 32174
(386)672-5668

# ANALYTICAL RESULTS

Project: Tomoka Semi-annual LF
Pace Project No.: 3542464

**Sample: SW-1** **Lab ID: 3542464007** Collected: 11/07/11 12:15 Received: 11/07/11 14:45 Matrix: Water

| Parameters | Results | Units | PQL | MDL | DF | Prepared | Analyzed | CAS No. | Qual |
|---|---|---|---|---|---|---|---|---|---|
| **8260 MSV** | Analytical Method: EPA 8260 | | | | | | | | |
| Benzene | **0.50U** | ug/L | 1.0 | 0.50 | 1 | | 11/15/11 14:02 | 71-43-2 | |
| Bromochloromethane | **0.50U** | ug/L | 1.0 | 0.50 | 1 | | 11/15/11 14:02 | 74-97-5 | |
| Bromodichloromethane | **0.27U** | ug/L | 0.60 | 0.27 | 1 | | 11/15/11 14:02 | 75-27-4 | |
| Bromoform | **0.50U** | ug/L | 1.0 | 0.50 | 1 | | 11/15/11 14:02 | 75-25-2 | |
| Bromomethane | **0.50U** | ug/L | 1.0 | 0.50 | 1 | | 11/15/11 14:02 | 74-83-9 | |
| 2-Butanone (MEK) | **5.0U** | ug/L | 10.0 | 5.0 | 1 | | 11/15/11 14:02 | 78-93-3 | |
| Carbon disulfide | **5.0U** | ug/L | 10.0 | 5.0 | 1 | | 11/15/11 14:02 | 75-15-0 | |
| Carbon tetrachloride | **0.50U** | ug/L | 1.0 | 0.50 | 1 | | 11/15/11 14:02 | 56-23-5 | |
| Chlorobenzene | **0.50U** | ug/L | 1.0 | 0.50 | 1 | | 11/15/11 14:02 | 108-90-7 | |
| Chloroethane | **0.50U** | ug/L | 1.0 | 0.50 | 1 | | 11/15/11 14:02 | 75-00-3 | |
| Chloroform | **0.50U** | ug/L | 1.0 | 0.50 | 1 | | 11/15/11 14:02 | 67-66-3 | |
| Chloromethane | **0.62U** | ug/L | 1.0 | 0.62 | 1 | | 11/15/11 14:02 | 74-87-3 | L3 |
| Dibromochloromethane | **0.26U** | ug/L | 0.50 | 0.26 | 1 | | 11/15/11 14:02 | 124-48-1 | |
| Dibromomethane | **0.50U** | ug/L | 1.0 | 0.50 | 1 | | 11/15/11 14:02 | 74-95-3 | |
| 1,2-Dichlorobenzene | **0.50U** | ug/L | 1.0 | 0.50 | 1 | | 11/15/11 14:02 | 95-50-1 | |
| 1,4-Dichlorobenzene | **0.50U** | ug/L | 1.0 | 0.50 | 1 | | 11/15/11 14:02 | 106-46-7 | |
| trans-1,4-Dichloro-2-butene | **5.0U** | ug/L | 10.0 | 5.0 | 1 | | 11/15/11 14:02 | 110-57-6 | |
| 1,1-Dichloroethane | **0.50U** | ug/L | 1.0 | 0.50 | 1 | | 11/15/11 14:02 | 75-34-3 | |
| 1,2-Dichloroethane | **0.50U** | ug/L | 1.0 | 0.50 | 1 | | 11/15/11 14:02 | 107-06-2 | |
| 1,1-Dichloroethene | **0.50U** | ug/L | 1.0 | 0.50 | 1 | | 11/15/11 14:02 | 75-35-4 | |
| cis-1,2-Dichloroethene | **0.50U** | ug/L | 1.0 | 0.50 | 1 | | 11/15/11 14:02 | 156-59-2 | |
| trans-1,2-Dichloroethene | **0.50U** | ug/L | 1.0 | 0.50 | 1 | | 11/15/11 14:02 | 156-60-5 | |
| 1,2-Dichloropropane | **0.50U** | ug/L | 1.0 | 0.50 | 1 | | 11/15/11 14:02 | 78-87-5 | |
| cis-1,3-Dichloropropene | **0.25U** | ug/L | 0.50 | 0.25 | 1 | | 11/15/11 14:02 | 10061-01-5 | |
| trans-1,3-Dichloropropene | **0.25U** | ug/L | 0.50 | 0.25 | 1 | | 11/15/11 14:02 | 10061-02-6 | |
| Ethylbenzene | **0.50U** | ug/L | 1.0 | 0.50 | 1 | | 11/15/11 14:02 | 100-41-4 | |
| 2-Hexanone | **5.0U** | ug/L | 10.0 | 5.0 | 1 | | 11/15/11 14:02 | 591-78-6 | |
| Iodomethane | **0.50U** | ug/L | 1.0 | 0.50 | 1 | | 11/15/11 14:02 | 74-88-4 | |
| Methylene Chloride | **2.5U** | ug/L | 5.0 | 2.5 | 1 | | 11/15/11 14:02 | 75-09-2 | |
| 4-Methyl-2-pentanone (MIBK) | **5.0U** | ug/L | 10.0 | 5.0 | 1 | | 11/15/11 14:02 | 108-10-1 | |
| Styrene | **0.50U** | ug/L | 1.0 | 0.50 | 1 | | 11/15/11 14:02 | 100-42-5 | |
| 1,1,1,2-Tetrachloroethane | **0.50U** | ug/L | 1.0 | 0.50 | 1 | | 11/15/11 14:02 | 630-20-6 | |
| 1,1,2,2-Tetrachloroethane | **0.12U** | ug/L | 0.50 | 0.12 | 1 | | 11/15/11 14:02 | 79-34-5 | |
| Tetrachloroethene | **0.50U** | ug/L | 1.0 | 0.50 | 1 | | 11/15/11 14:02 | 127-18-4 | |
| Toluene | **0.50U** | ug/L | 1.0 | 0.50 | 1 | | 11/15/11 14:02 | 108-88-3 | |
| 1,1,1-Trichloroethane | **0.50U** | ug/L | 1.0 | 0.50 | 1 | | 11/15/11 14:02 | 71-55-6 | |
| 1,1,2-Trichloroethane | **0.50U** | ug/L | 1.0 | 0.50 | 1 | | 11/15/11 14:02 | 79-00-5 | |
| Trichloroethene | **0.50U** | ug/L | 1.0 | 0.50 | 1 | | 11/15/11 14:02 | 79-01-6 | |
| Trichlorofluoromethane | **0.50U** | ug/L | 1.0 | 0.50 | 1 | | 11/15/11 14:02 | 75-69-4 | |
| 1,2,3-Trichloropropane | **0.36U** | ug/L | 0.50 | 0.36 | 1 | | 11/15/11 14:02 | 96-18-4 | |
| Vinyl acetate | **1.0U** | ug/L | 2.0 | 1.0 | 1 | | 11/15/11 14:02 | 108-05-4 | |
| Vinyl chloride | **0.50U** | ug/L | 1.0 | 0.50 | 1 | | 11/15/11 14:02 | 75-01-4 | |
| Xylene (Total) | **0.50U** | ug/L | 1.0 | 0.50 | 1 | | 11/15/11 14:02 | 1330-20-7 | |
| ***Surrogates*** | | | | | | | | | |
| 4-Bromofluorobenzene (S) | 90 | % | 70-114 | | 1 | | 11/15/11 14:02 | 460-00-4 | |
| Dibromofluoromethane (S) | 108 | % | 88-117 | | 1 | | 11/15/11 14:02 | 1868-53-7 | |

**Pace Analytical Services, Inc.**
8 East Tower Circle
Ormond Beach, FL 32174
(386)672-5668

# ANALYTICAL RESULTS

Project: Tomoka Semi-annual LF
Pace Project No.: 3542464

**Sample: SW-1** **Lab ID: 3542464007** Collected: 11/07/11 12:15 Received: 11/07/11 14:45 Matrix: Water

| Parameters | Results | Units | PQL | MDL | DF | Prepared | Analyzed | CAS No. | Qual |
|---|---|---|---|---|---|---|---|---|---|
| **8260 MSV** | Analytical Method: EPA 8260 | | | | | | | | |
| ***Surrogates*** | | | | | | | | | |
| 1,2-Dichloroethane-d4 (S) | 109 | % | 86-125 | | 1 | | 11/15/11 14:02 | 17060-07-0 | |
| Toluene-d8 (S) | 101 | % | 87-113 | | 1 | | 11/15/11 14:02 | 2037-26-5 | |
| **2540C Total Dissolved Solids** | Analytical Method: SM 2540C | | | | | | | | |
| Total Dissolved Solids | **51.0** | mg/L | 5.0 | 5.0 | 1 | | 11/09/11 10:09 | | |
| **2540D Total Suspended Solids** | Analytical Method: SM 2540D | | | | | | | | |
| Total Suspended Solids | **5.0U** | mg/L | 5.0 | 5.0 | 1 | | 11/09/11 11:00 | | |
| **5210B BOD, 5 day** | Analytical Method: SM 5210B | | | | | | | | |
| BOD, 5 day | **2.0U** | mg/L | 2.0 | 2.0 | 1 | 11/09/11 08:25 | 11/14/11 12:20 | | |
| **Chlorophyll & Pheophytin** | Analytical Method: SM10200 Preparation Method: SM10200 | | | | | | | | |
| Chlorophyll a | **2.3** | ug/L | 1.0 | 1.0 | 1 | 11/08/11 16:40 | 11/15/11 15:03 | | |
| **Total Nitrogen Calculation** | Analytical Method: TKN+NOx Calculation | | | | | | | | |
| Total Nitrogen | **0.75** | mg/L | 0.50 | 0.25 | 1 | | 11/16/11 11:39 | | |
| **300.0 IC Anions** | Analytical Method: EPA 300.0 | | | | | | | | |
| Nitrate as N | **0.14** | mg/L | 0.050 | 0.025 | 1 | | 11/08/11 12:15 | 14797-55-8 | |
| **350.1 Ammonia** | Analytical Method: EPA 350.1 | | | | | | | | |
| Nitrogen, Ammonia | **0.18** | mg/L | 0.050 | 0.020 | 1 | | 11/15/11 10:37 | 7664-41-7 | |
| Nitrogen, Ammonia (Unionized) | **0.020U** | mg/L | 0.050 | 0.020 | 1 | | 11/15/11 10:37 | | |
| **351.2 Total Kjeldahl Nitrogen** | Analytical Method: EPA 351.2 Preparation Method: EPA 351.2 | | | | | | | | |
| Nitrogen, Kjeldahl, Total | **0.72** | mg/L | 0.50 | 0.086 | 1 | 11/08/11 11:00 | 11/09/11 12:50 | 7727-37-9 | |
| **353.2 Nitrogen, NO2/NO3 pres.** | Analytical Method: EPA 353.2 | | | | | | | | |
| Nitrogen, NO2 plus NO3 | **0.032 I** | mg/L | 0.050 | 0.025 | 1 | | 11/08/11 10:40 | | |
| **365.4 Phosphorus, Total** | Analytical Method: EPA 365.4 Preparation Method: EPA 365.4 | | | | | | | | |
| Phosphorus, Total (as P) | **0.050U** | mg/L | 0.10 | 0.050 | 1 | 11/08/11 11:00 | 11/09/11 12:50 | 7723-14-0 | |
| **410.4 COD** | Analytical Method: EPA 410.4 | | | | | | | | |
| Chemical Oxygen Demand | **31.3** | mg/L | 20.0 | 12.5 | 1 | | 11/08/11 14:42 | | |
| **5310B TOC** | Analytical Method: SM 5310B | | | | | | | | |
| Total Organic Carbon | **4.7** | mg/L | 1.0 | 0.50 | 1 | | 11/10/11 21:35 | 7440-44-0 | |

**Pace Analytical Services, Inc.**
8 East Tower Circle
Ormond Beach, FL 32174
(386)672-5668

# ANALYTICAL RESULTS

Project: Tomoka Semi-annual LF
Pace Project No.: 3542464

**Sample: SW-12** **Lab ID: 3542464008** Collected: 11/07/11 12:45 Received: 11/07/11 14:45 Matrix: Water

| Parameters | Results | Units | PQL | MDL | DF | Prepared | Analyzed | CAS No. | Qual |
|---|---|---|---|---|---|---|---|---|---|
| **1631E Mercury, Low Level** | Analytical Method: EPA 1631E | | | | | | | | |
| Mercury | **0.00163** | ug/L | 0.00050 | 0.00013 | 1 | 11/14/11 08:30 | 11/16/11 08:40 | 7439-97-6 | |
| **Field Data** | Analytical Method: | | | | | | | | |
| Field pH | **6.67** | Std. Units | | | 1 | | 11/07/11 12:45 | | |
| Field Temperature | **23.31** | deg C | | | 1 | | 11/07/11 12:45 | | |
| Appearance | **Color: Yellow, Sheen: None** | | | | 1 | | 11/07/11 12:45 | | |
| Field Specific Conductance | **603** | umhos/cm | | | 1 | | 11/07/11 12:45 | | |
| Oxygen, Dissolved | **7.47** | mg/L | | | 1 | | 11/07/11 12:45 | 7782-44-7 | |
| Turbidity | **10.14** | NTU | | | 1 | | 11/07/11 12:45 | | |
| **8011 GCS EDB and DBCP** | Analytical Method: EPA 8011 Preparation Method: EPA 8011 | | | | | | | | |
| 1,2-Dibromo-3-chloropropane | **0.0051U** | ug/L | 0.021 | 0.0051 | 1 | 11/08/11 11:30 | 11/08/11 23:16 | 96-12-8 | |
| 1,2-Dibromoethane (EDB) | **0.0065U** | ug/L | 0.010 | 0.0065 | 1 | 11/08/11 11:30 | 11/08/11 23:16 | 106-93-4 | |
| **6010 MET ICP** | Analytical Method: EPA 6010 Preparation Method: EPA 3010 | | | | | | | | |
| Arsenic | **5.0U** | ug/L | 10.0 | 5.0 | 1 | 11/08/11 10:17 | 11/09/11 05:01 | 7440-38-2 | |
| Barium | **33.3** | ug/L | 10.0 | 5.0 | 1 | 11/08/11 10:17 | 11/09/11 05:01 | 7440-39-3 | |
| Chromium | **2.5U** | ug/L | 5.0 | 2.5 | 1 | 11/08/11 10:17 | 11/09/11 05:01 | 7440-47-3 | |
| Cobalt | **5.0U** | ug/L | 10.0 | 5.0 | 1 | 11/08/11 10:17 | 11/09/11 05:01 | 7440-48-4 | |
| Iron | **348** | ug/L | 40.0 | 20.0 | 1 | 11/08/11 10:17 | 11/09/11 05:01 | 7439-89-6 | |
| Nickel | **3.1 I** | ug/L | 5.0 | 2.5 | 1 | 11/08/11 10:17 | 11/09/11 05:01 | 7440-02-0 | |
| Sodium | **54.2** | mg/L | 1.0 | 0.50 | 1 | 11/08/11 10:17 | 11/09/11 05:01 | 7440-23-5 | |
| Tot Hardness asCaCO3 (SM 2340B | **169** | mg/L | 3.2 | 1.6 | 1 | 11/08/11 10:17 | 11/09/11 05:01 | | |
| Vanadium | **6.2 I** | ug/L | 10.0 | 5.0 | 1 | 11/08/11 10:17 | 11/09/11 05:01 | 7440-62-2 | |
| Zinc | **10.0U** | ug/L | 20.0 | 10.0 | 1 | 11/08/11 10:17 | 11/09/11 05:01 | 7440-66-6 | |
| **6020 MET ICPMS** | Analytical Method: EPA 6020 Preparation Method: EPA 3010 | | | | | | | | |
| Antimony | **1.3** | ug/L | 1.0 | 0.50 | 1 | 11/08/11 10:17 | 11/09/11 09:44 | 7440-36-0 | |
| Beryllium | **0.050U** | ug/L | 0.10 | 0.050 | 1 | 11/08/11 10:17 | 11/09/11 09:44 | 7440-41-7 | |
| Cadmium | **0.050U** | ug/L | 0.10 | 0.050 | 1 | 11/08/11 10:17 | 11/09/11 09:44 | 7440-43-9 | |
| Copper | **0.93U** | ug/L | 1.0 | 0.93 | 1 | 11/08/11 10:17 | 11/09/11 09:44 | 7440-50-8 | |
| Lead | **0.82 I** | ug/L | 1.0 | 0.50 | 1 | 11/08/11 10:17 | 11/09/11 09:44 | 7439-92-1 | |
| Selenium | **0.73 I** | ug/L | 1.0 | 0.50 | 1 | 11/08/11 10:17 | 11/09/11 09:44 | 7782-49-2 | |
| Silver | **0.050U** | ug/L | 0.10 | 0.050 | 1 | 11/08/11 10:17 | 11/09/11 09:44 | 7440-22-4 | |
| Thallium | **0.50U** | ug/L | 1.0 | 0.50 | 1 | 11/08/11 10:17 | 11/09/11 09:44 | 7440-28-0 | |
| **9222D Fecal Coliform** | Analytical Method: SM 9222D Preparation Method: SM 9222D | | | | | | | | |
| Fecal Coliforms | **12.0** | CFU/100 mL | 2.0 | 2.0 | 2 | 11/07/11 15:27 | 11/08/11 14:20 | | |
| **8260 MSV** | Analytical Method: EPA 8260 | | | | | | | | |
| Acetone | **5.0U** | ug/L | 10.0 | 5.0 | 1 | | 11/15/11 15:52 | 67-64-1 | |
| Acrylonitrile | **5.0U** | ug/L | 10.0 | 5.0 | 1 | | 11/15/11 15:52 | 107-13-1 | |

**Pace Analytical Services, Inc.**
8 East Tower Circle
Ormond Beach, FL 32174
(386)672-5668

# ANALYTICAL RESULTS

Project: Tomoka Semi-annual LF
Pace Project No.: 3542464

**Sample: SW-12** **Lab ID: 3542464008** Collected: 11/07/11 12:45 Received: 11/07/11 14:45 Matrix: Water

| Parameters | Results | Units | PQL | MDL | DF | Prepared | Analyzed | CAS No. | Qual |
|---|---|---|---|---|---|---|---|---|---|
| **8260 MSV** | Analytical Method: EPA 8260 | | | | | | | | |
| Benzene | **0.50U** | ug/L | 1.0 | 0.50 | 1 | | 11/15/11 15:52 | 71-43-2 | |
| Bromochloromethane | **0.50U** | ug/L | 1.0 | 0.50 | 1 | | 11/15/11 15:52 | 74-97-5 | |
| Bromodichloromethane | **0.27U** | ug/L | 0.60 | 0.27 | 1 | | 11/15/11 15:52 | 75-27-4 | |
| Bromoform | **0.50U** | ug/L | 1.0 | 0.50 | 1 | | 11/15/11 15:52 | 75-25-2 | |
| Bromomethane | **0.50U** | ug/L | 1.0 | 0.50 | 1 | | 11/15/11 15:52 | 74-83-9 | |
| 2-Butanone (MEK) | **5.0U** | ug/L | 10.0 | 5.0 | 1 | | 11/15/11 15:52 | 78-93-3 | |
| Carbon disulfide | **5.0U** | ug/L | 10.0 | 5.0 | 1 | | 11/15/11 15:52 | 75-15-0 | |
| Carbon tetrachloride | **0.50U** | ug/L | 1.0 | 0.50 | 1 | | 11/15/11 15:52 | 56-23-5 | |
| Chlorobenzene | **0.50U** | ug/L | 1.0 | 0.50 | 1 | | 11/15/11 15:52 | 108-90-7 | |
| Chloroethane | **0.50U** | ug/L | 1.0 | 0.50 | 1 | | 11/15/11 15:52 | 75-00-3 | |
| Chloroform | **0.50U** | ug/L | 1.0 | 0.50 | 1 | | 11/15/11 15:52 | 67-66-3 | |
| Chloromethane | **0.62U** | ug/L | 1.0 | 0.62 | 1 | | 11/15/11 15:52 | 74-87-3 | L3 |
| Dibromochloromethane | **0.26U** | ug/L | 0.50 | 0.26 | 1 | | 11/15/11 15:52 | 124-48-1 | |
| Dibromomethane | **0.50U** | ug/L | 1.0 | 0.50 | 1 | | 11/15/11 15:52 | 74-95-3 | |
| 1,2-Dichlorobenzene | **0.50U** | ug/L | 1.0 | 0.50 | 1 | | 11/15/11 15:52 | 95-50-1 | |
| 1,4-Dichlorobenzene | **0.50U** | ug/L | 1.0 | 0.50 | 1 | | 11/15/11 15:52 | 106-46-7 | |
| trans-1,4-Dichloro-2-butene | **5.0U** | ug/L | 10.0 | 5.0 | 1 | | 11/15/11 15:52 | 110-57-6 | |
| 1,1-Dichloroethane | **0.50U** | ug/L | 1.0 | 0.50 | 1 | | 11/15/11 15:52 | 75-34-3 | |
| 1,2-Dichloroethane | **0.50U** | ug/L | 1.0 | 0.50 | 1 | | 11/15/11 15:52 | 107-06-2 | |
| 1,1-Dichloroethene | **0.50U** | ug/L | 1.0 | 0.50 | 1 | | 11/15/11 15:52 | 75-35-4 | |
| cis-1,2-Dichloroethene | **0.50U** | ug/L | 1.0 | 0.50 | 1 | | 11/15/11 15:52 | 156-59-2 | |
| trans-1,2-Dichloroethene | **0.50U** | ug/L | 1.0 | 0.50 | 1 | | 11/15/11 15:52 | 156-60-5 | |
| 1,2-Dichloropropane | **0.50U** | ug/L | 1.0 | 0.50 | 1 | | 11/15/11 15:52 | 78-87-5 | |
| cis-1,3-Dichloropropene | **0.25U** | ug/L | 0.50 | 0.25 | 1 | | 11/15/11 15:52 | 10061-01-5 | |
| trans-1,3-Dichloropropene | **0.25U** | ug/L | 0.50 | 0.25 | 1 | | 11/15/11 15:52 | 10061-02-6 | |
| Ethylbenzene | **0.50U** | ug/L | 1.0 | 0.50 | 1 | | 11/15/11 15:52 | 100-41-4 | |
| 2-Hexanone | **5.0U** | ug/L | 10.0 | 5.0 | 1 | | 11/15/11 15:52 | 591-78-6 | |
| Iodomethane | **0.50U** | ug/L | 1.0 | 0.50 | 1 | | 11/15/11 15:52 | 74-88-4 | |
| Methylene Chloride | **2.5U** | ug/L | 5.0 | 2.5 | 1 | | 11/15/11 15:52 | 75-09-2 | |
| 4-Methyl-2-pentanone (MIBK) | **5.0U** | ug/L | 10.0 | 5.0 | 1 | | 11/15/11 15:52 | 108-10-1 | |
| Styrene | **0.50U** | ug/L | 1.0 | 0.50 | 1 | | 11/15/11 15:52 | 100-42-5 | |
| 1,1,1,2-Tetrachloroethane | **0.50U** | ug/L | 1.0 | 0.50 | 1 | | 11/15/11 15:52 | 630-20-6 | |
| 1,1,2,2-Tetrachloroethane | **0.12U** | ug/L | 0.50 | 0.12 | 1 | | 11/15/11 15:52 | 79-34-5 | |
| Tetrachloroethene | **0.50U** | ug/L | 1.0 | 0.50 | 1 | | 11/15/11 15:52 | 127-18-4 | |
| Toluene | **0.50U** | ug/L | 1.0 | 0.50 | 1 | | 11/15/11 15:52 | 108-88-3 | |
| 1,1,1-Trichloroethane | **0.50U** | ug/L | 1.0 | 0.50 | 1 | | 11/15/11 15:52 | 71-55-6 | |
| 1,1,2-Trichloroethane | **0.50U** | ug/L | 1.0 | 0.50 | 1 | | 11/15/11 15:52 | 79-00-5 | |
| Trichloroethene | **0.50U** | ug/L | 1.0 | 0.50 | 1 | | 11/15/11 15:52 | 79-01-6 | |
| Trichlorofluoromethane | **0.50U** | ug/L | 1.0 | 0.50 | 1 | | 11/15/11 15:52 | 75-69-4 | |
| 1,2,3-Trichloropropane | **0.36U** | ug/L | 0.50 | 0.36 | 1 | | 11/15/11 15:52 | 96-18-4 | |
| Vinyl acetate | **1.0U** | ug/L | 2.0 | 1.0 | 1 | | 11/15/11 15:52 | 108-05-4 | |
| Vinyl chloride | **0.50U** | ug/L | 1.0 | 0.50 | 1 | | 11/15/11 15:52 | 75-01-4 | |
| Xylene (Total) | **0.50U** | ug/L | 1.0 | 0.50 | 1 | | 11/15/11 15:52 | 1330-20-7 | |
| ***Surrogates*** | | | | | | | | | |
| 4-Bromofluorobenzene (S) | 95 | % | 70-114 | | 1 | | 11/15/11 15:52 | 460-00-4 | |
| Dibromofluoromethane (S) | 107 | % | 88-117 | | 1 | | 11/15/11 15:52 | 1868-53-7 | |

**Pace Analytical Services, Inc.**
8 East Tower Circle
Ormond Beach, FL 32174
(386)672-5668

# ANALYTICAL RESULTS

Project: Tomoka Semi-annual LF
Pace Project No.: 3542464

**Sample: SW-12** **Lab ID: 3542464008** Collected: 11/07/11 12:45 Received: 11/07/11 14:45 Matrix: Water

| Parameters | Results | Units | PQL | MDL | DF | Prepared | Analyzed | CAS No. | Qual |
|---|---|---|---|---|---|---|---|---|---|
| **8260 MSV** | Analytical Method: EPA 8260 | | | | | | | | |
| ***Surrogates*** | | | | | | | | | |
| 1,2-Dichloroethane-d4 (S) | 108 | % | 86-125 | | 1 | | 11/15/11 15:52 | 17060-07-0 | |
| Toluene-d8 (S) | 99 | % | 87-113 | | 1 | | 11/15/11 15:52 | 2037-26-5 | |
| **2540C Total Dissolved Solids** | Analytical Method: SM 2540C | | | | | | | | |
| Total Dissolved Solids | **384** | mg/L | 5.0 | 5.0 | 1 | | 11/09/11 10:10 | | |
| **2540D Total Suspended Solids** | Analytical Method: SM 2540D | | | | | | | | |
| Total Suspended Solids | **9.0** | mg/L | 5.0 | 5.0 | 1 | | 11/09/11 11:00 | | |
| **5210B BOD, 5 day** | Analytical Method: SM 5210B | | | | | | | | |
| BOD, 5 day | **2.2** | mg/L | 2.0 | 2.0 | 1 | 11/09/11 08:25 | 11/14/11 12:22 | | |
| **Chlorophyll & Pheophytin** | Analytical Method: SM10200 Preparation Method: SM10200 | | | | | | | | |
| Chlorophyll a | **11.6** | ug/L | 1.0 | 1.0 | 1 | 11/08/11 16:40 | 11/15/11 15:03 | | |
| **Total Nitrogen Calculation** | Analytical Method: TKN+NOx Calculation | | | | | | | | |
| Total Nitrogen | **2.5** | mg/L | 0.50 | 0.25 | 1 | | 11/16/11 11:39 | | |
| **300.0 IC Anions** | Analytical Method: EPA 300.0 | | | | | | | | |
| Nitrate as N | **0.21** | mg/L | 0.050 | 0.025 | 1 | | 11/08/11 13:28 | 14797-55-8 | |
| **350.1 Ammonia** | Analytical Method: EPA 350.1 | | | | | | | | |
| Nitrogen, Ammonia | **0.72** | mg/L | 0.050 | 0.020 | 1 | | 11/15/11 10:38 | 7664-41-7 | |
| Nitrogen, Ammonia (Unionized) | **0.020U** | mg/L | 0.050 | 0.020 | 1 | | 11/15/11 10:38 | | |
| **351.2 Total Kjeldahl Nitrogen** | Analytical Method: EPA 351.2 Preparation Method: EPA 351.2 | | | | | | | | |
| Nitrogen, Kjeldahl, Total | **2.4** | mg/L | 0.50 | 0.086 | 1 | 11/08/11 11:00 | 11/09/11 12:51 | 7727-37-9 | |
| **353.2 Nitrogen, NO2/NO3 pres.** | Analytical Method: EPA 353.2 | | | | | | | | |
| Nitrogen, NO2 plus NO3 | **0.15** | mg/L | 0.050 | 0.025 | 1 | | 11/08/11 10:41 | | |
| **365.4 Phosphorus, Total** | Analytical Method: EPA 365.4 Preparation Method: EPA 365.4 | | | | | | | | |
| Phosphorus, Total (as P) | **0.050U** | mg/L | 0.10 | 0.050 | 1 | 11/08/11 11:00 | 11/09/11 12:51 | 7723-14-0 | |
| **410.4 COD** | Analytical Method: EPA 410.4 | | | | | | | | |
| Chemical Oxygen Demand | **80.0** | mg/L | 20.0 | 12.5 | 1 | | 11/08/11 14:42 | | |
| **5310B TOC** | Analytical Method: SM 5310B | | | | | | | | |
| Total Organic Carbon | **21.7** | mg/L | 1.0 | 0.50 | 1 | | 11/10/11 21:55 | 7440-44-0 | |

**Pace Analytical Services, Inc.**
8 East Tower Circle
Ormond Beach, FL 32174
(386)672-5668

# ANALYTICAL RESULTS

Project: Tomoka Semi-annual LF
Pace Project No.: 3542464

**Sample: SW-11** **Lab ID: 3542464009** Collected: 11/07/11 13:20 Received: 11/07/11 14:45 Matrix: Water

| Parameters | Results | Units | PQL | MDL | DF | Prepared | Analyzed | CAS No. | Qual |
|---|---|---|---|---|---|---|---|---|---|
| **1631E Mercury, Low Level** | Analytical Method: EPA 1631E | | | | | | | | |
| Mercury | **0.00101** | ug/L | 0.00050 | 0.00013 | 1 | 11/14/11 08:30 | 11/16/11 08:44 | 7439-97-6 | |
| **Field Data** | Analytical Method: | | | | | | | | |
| Field pH | **7.92** | Std. Units | | | 1 | | 11/07/11 13:20 | | |
| Field Temperature | **24.04** | deg C | | | 1 | | 11/07/11 13:20 | | |
| Appearance | **Color: None, Sheen: None** | | | | 1 | | 11/07/11 13:20 | | |
| Field Specific Conductance | **461** | umhos/cm | | | 1 | | 11/07/11 13:20 | | |
| Oxygen, Dissolved | **10.20** | mg/L | | | 1 | | 11/07/11 13:20 | 7782-44-7 | |
| Turbidity | **3.36** | NTU | | | 1 | | 11/07/11 13:20 | | |
| **8011 GCS EDB and DBCP** | Analytical Method: EPA 8011 Preparation Method: EPA 8011 | | | | | | | | |
| 1,2-Dibromo-3-chloropropane | **0.0049U** | ug/L | 0.020 | 0.0049 | 1 | 11/08/11 11:30 | 11/08/11 23:31 | 96-12-8 | |
| 1,2-Dibromoethane (EDB) | **0.0061U** | ug/L | 0.0099 | 0.0061 | 1 | 11/08/11 11:30 | 11/08/11 23:31 | 106-93-4 | |
| **6010 MET ICP** | Analytical Method: EPA 6010 Preparation Method: EPA 3010 | | | | | | | | |
| Arsenic | **5.0U** | ug/L | 10.0 | 5.0 | 1 | 11/08/11 10:17 | 11/09/11 05:13 | 7440-38-2 | |
| Barium | **8.3 I** | ug/L | 10.0 | 5.0 | 1 | 11/08/11 10:17 | 11/09/11 05:13 | 7440-39-3 | |
| Chromium | **2.5U** | ug/L | 5.0 | 2.5 | 1 | 11/08/11 10:17 | 11/09/11 05:13 | 7440-47-3 | |
| Cobalt | **5.0U** | ug/L | 10.0 | 5.0 | 1 | 11/08/11 10:17 | 11/09/11 05:13 | 7440-48-4 | |
| Iron | **226** | ug/L | 40.0 | 20.0 | 1 | 11/08/11 10:17 | 11/09/11 05:13 | 7439-89-6 | |
| Nickel | **2.5U** | ug/L | 5.0 | 2.5 | 1 | 11/08/11 10:17 | 11/09/11 05:13 | 7440-02-0 | |
| Sodium | **32.6** | mg/L | 1.0 | 0.50 | 1 | 11/08/11 10:17 | 11/09/11 05:13 | 7440-23-5 | |
| Tot Hardness asCaCO3 (SM 2340B | **177** | mg/L | 3.2 | 1.6 | 1 | 11/08/11 10:17 | 11/09/11 05:13 | | |
| Vanadium | **5.0U** | ug/L | 10.0 | 5.0 | 1 | 11/08/11 10:17 | 11/09/11 05:13 | 7440-62-2 | |
| Zinc | **10.0U** | ug/L | 20.0 | 10.0 | 1 | 11/08/11 10:17 | 11/09/11 05:13 | 7440-66-6 | |
| **6020 MET ICPMS** | Analytical Method: EPA 6020 Preparation Method: EPA 3010 | | | | | | | | |
| Antimony | **0.50U** | ug/L | 1.0 | 0.50 | 1 | 11/08/11 10:17 | 11/09/11 09:47 | 7440-36-0 | |
| Beryllium | **0.050U** | ug/L | 0.10 | 0.050 | 1 | 11/08/11 10:17 | 11/09/11 09:47 | 7440-41-7 | |
| Cadmium | **0.050U** | ug/L | 0.10 | 0.050 | 1 | 11/08/11 10:17 | 11/09/11 09:47 | 7440-43-9 | |
| Copper | **0.93U** | ug/L | 1.0 | 0.93 | 1 | 11/08/11 10:17 | 11/09/11 09:47 | 7440-50-8 | |
| Lead | **0.50U** | ug/L | 1.0 | 0.50 | 1 | 11/08/11 10:17 | 11/09/11 09:47 | 7439-92-1 | |
| Selenium | **0.50U** | ug/L | 1.0 | 0.50 | 1 | 11/08/11 10:17 | 11/09/11 09:47 | 7782-49-2 | |
| Silver | **0.050U** | ug/L | 0.10 | 0.050 | 1 | 11/08/11 10:17 | 11/09/11 09:47 | 7440-22-4 | |
| Thallium | **0.50U** | ug/L | 1.0 | 0.50 | 1 | 11/08/11 10:17 | 11/09/11 09:47 | 7440-28-0 | |
| **9222D Fecal Coliform** | Analytical Method: SM 9222D Preparation Method: SM 9222D | | | | | | | | |
| Fecal Coliforms | **336** | CFU/100 mL | 2.0 | 2.0 | 2 | 11/07/11 15:27 | 11/08/11 14:20 | | |
| **8260 MSV** | Analytical Method: EPA 8260 | | | | | | | | |
| Acetone | **5.0U** | ug/L | 10.0 | 5.0 | 1 | | 11/15/11 14:27 | 67-64-1 | |
| Acrylonitrile | **5.0U** | ug/L | 10.0 | 5.0 | 1 | | 11/15/11 14:27 | 107-13-1 | |

**Pace Analytical Services, Inc.**
8 East Tower Circle
Ormond Beach, FL 32174
(386)672-5668

# ANALYTICAL RESULTS

Project: Tomoka Semi-annual LF
Pace Project No.: 3542464

**Sample: SW-11** **Lab ID: 3542464009** Collected: 11/07/11 13:20 Received: 11/07/11 14:45 Matrix: Water

| Parameters | Results | Units | PQL | MDL | DF | Prepared | Analyzed | CAS No. | Qual |
|---|---|---|---|---|---|---|---|---|---|
| **8260 MSV** | Analytical Method: EPA 8260 | | | | | | | | |
| Benzene | **0.50U** | ug/L | 1.0 | 0.50 | 1 | | 11/15/11 14:27 | 71-43-2 | |
| Bromochloromethane | **0.50U** | ug/L | 1.0 | 0.50 | 1 | | 11/15/11 14:27 | 74-97-5 | |
| Bromodichloromethane | **0.27U** | ug/L | 0.60 | 0.27 | 1 | | 11/15/11 14:27 | 75-27-4 | |
| Bromoform | **0.50U** | ug/L | 1.0 | 0.50 | 1 | | 11/15/11 14:27 | 75-25-2 | |
| Bromomethane | **0.50U** | ug/L | 1.0 | 0.50 | 1 | | 11/15/11 14:27 | 74-83-9 | |
| 2-Butanone (MEK) | **5.0U** | ug/L | 10.0 | 5.0 | 1 | | 11/15/11 14:27 | 78-93-3 | |
| Carbon disulfide | **5.0U** | ug/L | 10.0 | 5.0 | 1 | | 11/15/11 14:27 | 75-15-0 | |
| Carbon tetrachloride | **0.50U** | ug/L | 1.0 | 0.50 | 1 | | 11/15/11 14:27 | 56-23-5 | |
| Chlorobenzene | **0.50U** | ug/L | 1.0 | 0.50 | 1 | | 11/15/11 14:27 | 108-90-7 | |
| Chloroethane | **0.50U** | ug/L | 1.0 | 0.50 | 1 | | 11/15/11 14:27 | 75-00-3 | |
| Chloroform | **0.50U** | ug/L | 1.0 | 0.50 | 1 | | 11/15/11 14:27 | 67-66-3 | |
| Chloromethane | **0.62U** | ug/L | 1.0 | 0.62 | 1 | | 11/15/11 14:27 | 74-87-3 | L3 |
| Dibromochloromethane | **0.26U** | ug/L | 0.50 | 0.26 | 1 | | 11/15/11 14:27 | 124-48-1 | |
| Dibromomethane | **0.50U** | ug/L | 1.0 | 0.50 | 1 | | 11/15/11 14:27 | 74-95-3 | |
| 1,2-Dichlorobenzene | **0.50U** | ug/L | 1.0 | 0.50 | 1 | | 11/15/11 14:27 | 95-50-1 | |
| 1,4-Dichlorobenzene | **0.50U** | ug/L | 1.0 | 0.50 | 1 | | 11/15/11 14:27 | 106-46-7 | |
| trans-1,4-Dichloro-2-butene | **5.0U** | ug/L | 10.0 | 5.0 | 1 | | 11/15/11 14:27 | 110-57-6 | |
| 1,1-Dichloroethane | **0.50U** | ug/L | 1.0 | 0.50 | 1 | | 11/15/11 14:27 | 75-34-3 | |
| 1,2-Dichloroethane | **0.50U** | ug/L | 1.0 | 0.50 | 1 | | 11/15/11 14:27 | 107-06-2 | |
| 1,1-Dichloroethene | **0.50U** | ug/L | 1.0 | 0.50 | 1 | | 11/15/11 14:27 | 75-35-4 | |
| cis-1,2-Dichloroethene | **0.50U** | ug/L | 1.0 | 0.50 | 1 | | 11/15/11 14:27 | 156-59-2 | |
| trans-1,2-Dichloroethene | **0.50U** | ug/L | 1.0 | 0.50 | 1 | | 11/15/11 14:27 | 156-60-5 | |
| 1,2-Dichloropropane | **0.50U** | ug/L | 1.0 | 0.50 | 1 | | 11/15/11 14:27 | 78-87-5 | |
| cis-1,3-Dichloropropene | **0.25U** | ug/L | 0.50 | 0.25 | 1 | | 11/15/11 14:27 | 10061-01-5 | |
| trans-1,3-Dichloropropene | **0.25U** | ug/L | 0.50 | 0.25 | 1 | | 11/15/11 14:27 | 10061-02-6 | |
| Ethylbenzene | **0.50U** | ug/L | 1.0 | 0.50 | 1 | | 11/15/11 14:27 | 100-41-4 | |
| 2-Hexanone | **5.0U** | ug/L | 10.0 | 5.0 | 1 | | 11/15/11 14:27 | 591-78-6 | |
| Iodomethane | **0.50U** | ug/L | 1.0 | 0.50 | 1 | | 11/15/11 14:27 | 74-88-4 | |
| Methylene Chloride | **2.5U** | ug/L | 5.0 | 2.5 | 1 | | 11/15/11 14:27 | 75-09-2 | |
| 4-Methyl-2-pentanone (MIBK) | **5.0U** | ug/L | 10.0 | 5.0 | 1 | | 11/15/11 14:27 | 108-10-1 | |
| Styrene | **0.50U** | ug/L | 1.0 | 0.50 | 1 | | 11/15/11 14:27 | 100-42-5 | |
| 1,1,1,2-Tetrachloroethane | **0.50U** | ug/L | 1.0 | 0.50 | 1 | | 11/15/11 14:27 | 630-20-6 | |
| 1,1,2,2-Tetrachloroethane | **0.12U** | ug/L | 0.50 | 0.12 | 1 | | 11/15/11 14:27 | 79-34-5 | |
| Tetrachloroethene | **0.50U** | ug/L | 1.0 | 0.50 | 1 | | 11/15/11 14:27 | 127-18-4 | |
| Toluene | **0.50U** | ug/L | 1.0 | 0.50 | 1 | | 11/15/11 14:27 | 108-88-3 | |
| 1,1,1-Trichloroethane | **0.50U** | ug/L | 1.0 | 0.50 | 1 | | 11/15/11 14:27 | 71-55-6 | |
| 1,1,2-Trichloroethane | **0.50U** | ug/L | 1.0 | 0.50 | 1 | | 11/15/11 14:27 | 79-00-5 | |
| Trichloroethene | **0.50U** | ug/L | 1.0 | 0.50 | 1 | | 11/15/11 14:27 | 79-01-6 | |
| Trichlorofluoromethane | **0.50U** | ug/L | 1.0 | 0.50 | 1 | | 11/15/11 14:27 | 75-69-4 | |
| 1,2,3-Trichloropropane | **0.36U** | ug/L | 0.50 | 0.36 | 1 | | 11/15/11 14:27 | 96-18-4 | |
| Vinyl acetate | **1.0U** | ug/L | 2.0 | 1.0 | 1 | | 11/15/11 14:27 | 108-05-4 | |
| Vinyl chloride | **0.50U** | ug/L | 1.0 | 0.50 | 1 | | 11/15/11 14:27 | 75-01-4 | |
| Xylene (Total) | **0.50U** | ug/L | 1.0 | 0.50 | 1 | | 11/15/11 14:27 | 1330-20-7 | |
| ***Surrogates*** | | | | | | | | | |
| 4-Bromofluorobenzene (S) | 91 | % | 70-114 | | 1 | | 11/15/11 14:27 | 460-00-4 | |
| Dibromofluoromethane (S) | 107 | % | 88-117 | | 1 | | 11/15/11 14:27 | 1868-53-7 | |

**Pace Analytical Services, Inc.**
8 East Tower Circle
Ormond Beach, FL 32174
(386)672-5668

# ANALYTICAL RESULTS

Project: Tomoka Semi-annual LF
Pace Project No.: 3542464

**Sample: SW-11** **Lab ID: 3542464009** Collected: 11/07/11 13:20 Received: 11/07/11 14:45 Matrix: Water

| Parameters | Results | Units | PQL | MDL | DF | Prepared | Analyzed | CAS No. | Qual |
|---|---|---|---|---|---|---|---|---|---|
| **8260 MSV** | Analytical Method: EPA 8260 | | | | | | | | |
| ***Surrogates*** | | | | | | | | | |
| 1,2-Dichloroethane-d4 (S) | 108 | % | 86-125 | | 1 | | 11/15/11 14:27 | 17060-07-0 | |
| Toluene-d8 (S) | 98 | % | 87-113 | | 1 | | 11/15/11 14:27 | 2037-26-5 | |
| **2540C Total Dissolved Solids** | Analytical Method: SM 2540C | | | | | | | | |
| Total Dissolved Solids | **306** | mg/L | 5.0 | 5.0 | 1 | | 11/09/11 10:10 | | |
| **2540D Total Suspended Solids** | Analytical Method: SM 2540D | | | | | | | | |
| Total Suspended Solids | **5.0U** | mg/L | 5.0 | 5.0 | 1 | | 11/09/11 11:00 | | |
| **5210B BOD, 5 day** | Analytical Method: SM 5210B | | | | | | | | |
| BOD, 5 day | **2.2** | mg/L | 2.0 | 2.0 | 1 | 11/09/11 08:25 | 11/14/11 12:24 | | |
| **Chlorophyll & Pheophytin** | Analytical Method: SM10200 Preparation Method: SM10200 | | | | | | | | |
| Chlorophyll a | **5.6** | ug/L | 1.0 | 1.0 | 1 | 11/08/11 16:40 | 11/15/11 15:03 | | |
| **Total Nitrogen Calculation** | Analytical Method: TKN+NOx Calculation | | | | | | | | |
| Total Nitrogen | **1.0** | mg/L | 0.50 | 0.25 | 1 | | 11/16/11 11:39 | | |
| **300.0 IC Anions** | Analytical Method: EPA 300.0 | | | | | | | | |
| Nitrate as N | **0.14** | mg/L | 0.050 | 0.025 | 1 | | 11/08/11 13:40 | 14797-55-8 | |
| **350.1 Ammonia** | Analytical Method: EPA 350.1 | | | | | | | | |
| Nitrogen, Ammonia | **0.020U** | mg/L | 0.050 | 0.020 | 1 | | 11/15/11 10:39 | 7664-41-7 | |
| Nitrogen, Ammonia (Unionized) | **0.020U** | mg/L | 0.050 | 0.020 | 1 | | 11/15/11 10:39 | | |
| **351.2 Total Kjeldahl Nitrogen** | Analytical Method: EPA 351.2 Preparation Method: EPA 351.2 | | | | | | | | |
| Nitrogen, Kjeldahl, Total | **1.0** | mg/L | 0.50 | 0.086 | 1 | 11/08/11 11:00 | 11/09/11 12:52 | 7727-37-9 | |
| **353.2 Nitrogen, NO2/NO3 pres.** | Analytical Method: EPA 353.2 | | | | | | | | |
| Nitrogen, NO2 plus NO3 | **0.042 I** | mg/L | 0.050 | 0.025 | 1 | | 11/08/11 10:43 | | |
| **365.4 Phosphorus, Total** | Analytical Method: EPA 365.4 Preparation Method: EPA 365.4 | | | | | | | | |
| Phosphorus, Total (as P) | **0.050U** | mg/L | 0.10 | 0.050 | 1 | 11/08/11 11:00 | 11/09/11 12:52 | 7723-14-0 | |
| **410.4 COD** | Analytical Method: EPA 410.4 | | | | | | | | |
| Chemical Oxygen Demand | **65.2** | mg/L | 20.0 | 12.5 | 1 | | 11/08/11 14:42 | | |
| **5310B TOC** | Analytical Method: SM 5310B | | | | | | | | |
| Total Organic Carbon | **18.0** | mg/L | 1.0 | 0.50 | 1 | | 11/10/11 22:10 | 7440-44-0 | |

**Pace Analytical Services, Inc.**
8 East Tower Circle
Ormond Beach, FL 32174
(386)672-5668

# ANALYTICAL RESULTS

Project: Tomoka Semi-annual LF
Pace Project No.: 3542464

**Sample: Trip Blank (11/7/11)** **Lab ID: 3542464010** Collected: 11/07/11 08:00 Received: 11/07/11 14:45 Matrix: Water

| Parameters | Results | Units | PQL | MDL | DF | Prepared | Analyzed | CAS No. | Qual |
|---|---|---|---|---|---|---|---|---|---|
| **8260 MSV** | Analytical Method: EPA 8260 | | | | | | | | |
| Acetone | **5.0U** | ug/L | 10.0 | 5.0 | 1 | | 11/15/11 09:32 | 67-64-1 | |
| Acrylonitrile | **5.0U** | ug/L | 10.0 | 5.0 | 1 | | 11/15/11 09:32 | 107-13-1 | |
| Benzene | **0.50U** | ug/L | 1.0 | 0.50 | 1 | | 11/15/11 09:32 | 71-43-2 | |
| Bromochloromethane | **0.50U** | ug/L | 1.0 | 0.50 | 1 | | 11/15/11 09:32 | 74-97-5 | |
| Bromodichloromethane | **0.27U** | ug/L | 0.60 | 0.27 | 1 | | 11/15/11 09:32 | 75-27-4 | |
| Bromoform | **0.50U** | ug/L | 1.0 | 0.50 | 1 | | 11/15/11 09:32 | 75-25-2 | |
| Bromomethane | **0.50U** | ug/L | 1.0 | 0.50 | 1 | | 11/15/11 09:32 | 74-83-9 | |
| 2-Butanone (MEK) | **5.0U** | ug/L | 10.0 | 5.0 | 1 | | 11/15/11 09:32 | 78-93-3 | |
| Carbon disulfide | **5.0U** | ug/L | 10.0 | 5.0 | 1 | | 11/15/11 09:32 | 75-15-0 | |
| Carbon tetrachloride | **0.50U** | ug/L | 1.0 | 0.50 | 1 | | 11/15/11 09:32 | 56-23-5 | |
| Chlorobenzene | **0.50U** | ug/L | 1.0 | 0.50 | 1 | | 11/15/11 09:32 | 108-90-7 | |
| Chloroethane | **0.50U** | ug/L | 1.0 | 0.50 | 1 | | 11/15/11 09:32 | 75-00-3 | |
| Chloroform | **0.50U** | ug/L | 1.0 | 0.50 | 1 | | 11/15/11 09:32 | 67-66-3 | |
| Chloromethane | **0.62U** | ug/L | 1.0 | 0.62 | 1 | | 11/15/11 09:32 | 74-87-3 | L3 |
| 1,2-Dibromo-3-chloropropane | **1.0U** | ug/L | 2.0 | 1.0 | 1 | | 11/15/11 09:32 | 96-12-8 | |
| Dibromochloromethane | **0.26U** | ug/L | 0.50 | 0.26 | 1 | | 11/15/11 09:32 | 124-48-1 | |
| 1,2-Dibromoethane (EDB) | **0.50U** | ug/L | 1.0 | 0.50 | 1 | | 11/15/11 09:32 | 106-93-4 | |
| Dibromomethane | **0.50U** | ug/L | 1.0 | 0.50 | 1 | | 11/15/11 09:32 | 74-95-3 | |
| 1,2-Dichlorobenzene | **0.50U** | ug/L | 1.0 | 0.50 | 1 | | 11/15/11 09:32 | 95-50-1 | |
| 1,4-Dichlorobenzene | **0.50U** | ug/L | 1.0 | 0.50 | 1 | | 11/15/11 09:32 | 106-46-7 | |
| trans-1,4-Dichloro-2-butene | **5.0U** | ug/L | 10.0 | 5.0 | 1 | | 11/15/11 09:32 | 110-57-6 | |
| 1,1-Dichloroethane | **0.50U** | ug/L | 1.0 | 0.50 | 1 | | 11/15/11 09:32 | 75-34-3 | |
| 1,2-Dichloroethane | **0.50U** | ug/L | 1.0 | 0.50 | 1 | | 11/15/11 09:32 | 107-06-2 | |
| 1,1-Dichloroethene | **0.50U** | ug/L | 1.0 | 0.50 | 1 | | 11/15/11 09:32 | 75-35-4 | |
| cis-1,2-Dichloroethene | **0.50U** | ug/L | 1.0 | 0.50 | 1 | | 11/15/11 09:32 | 156-59-2 | |
| trans-1,2-Dichloroethene | **0.50U** | ug/L | 1.0 | 0.50 | 1 | | 11/15/11 09:32 | 156-60-5 | |
| 1,2-Dichloropropane | **0.50U** | ug/L | 1.0 | 0.50 | 1 | | 11/15/11 09:32 | 78-87-5 | |
| cis-1,3-Dichloropropene | **0.25U** | ug/L | 0.50 | 0.25 | 1 | | 11/15/11 09:32 | 10061-01-5 | |
| trans-1,3-Dichloropropene | **0.25U** | ug/L | 0.50 | 0.25 | 1 | | 11/15/11 09:32 | 10061-02-6 | |
| Ethylbenzene | **0.50U** | ug/L | 1.0 | 0.50 | 1 | | 11/15/11 09:32 | 100-41-4 | |
| 2-Hexanone | **5.0U** | ug/L | 10.0 | 5.0 | 1 | | 11/15/11 09:32 | 591-78-6 | |
| Iodomethane | **0.50U** | ug/L | 1.0 | 0.50 | 1 | | 11/15/11 09:32 | 74-88-4 | |
| Methylene Chloride | **2.5U** | ug/L | 5.0 | 2.5 | 1 | | 11/15/11 09:32 | 75-09-2 | |
| 4-Methyl-2-pentanone (MIBK) | **5.0U** | ug/L | 10.0 | 5.0 | 1 | | 11/15/11 09:32 | 108-10-1 | |
| Styrene | **0.50U** | ug/L | 1.0 | 0.50 | 1 | | 11/15/11 09:32 | 100-42-5 | |
| 1,1,1,2-Tetrachloroethane | **0.50U** | ug/L | 1.0 | 0.50 | 1 | | 11/15/11 09:32 | 630-20-6 | |
| 1,1,2,2-Tetrachloroethane | **0.12U** | ug/L | 0.50 | 0.12 | 1 | | 11/15/11 09:32 | 79-34-5 | |
| Tetrachloroethene | **0.50U** | ug/L | 1.0 | 0.50 | 1 | | 11/15/11 09:32 | 127-18-4 | |
| Toluene | **0.50U** | ug/L | 1.0 | 0.50 | 1 | | 11/15/11 09:32 | 108-88-3 | |
| 1,1,1-Trichloroethane | **0.50U** | ug/L | 1.0 | 0.50 | 1 | | 11/15/11 09:32 | 71-55-6 | |
| 1,1,2-Trichloroethane | **0.50U** | ug/L | 1.0 | 0.50 | 1 | | 11/15/11 09:32 | 79-00-5 | |
| Trichloroethene | **0.50U** | ug/L | 1.0 | 0.50 | 1 | | 11/15/11 09:32 | 79-01-6 | |
| Trichlorofluoromethane | **0.50U** | ug/L | 1.0 | 0.50 | 1 | | 11/15/11 09:32 | 75-69-4 | |
| 1,2,3-Trichloropropane | **0.36U** | ug/L | 0.50 | 0.36 | 1 | | 11/15/11 09:32 | 96-18-4 | |
| Vinyl acetate | **1.0U** | ug/L | 2.0 | 1.0 | 1 | | 11/15/11 09:32 | 108-05-4 | |
| Vinyl chloride | **0.50U** | ug/L | 1.0 | 0.50 | 1 | | 11/15/11 09:32 | 75-01-4 | |

**Pace Analytical Services, Inc.**
8 East Tower Circle
Ormond Beach, FL 32174
(386)672-5668

# ANALYTICAL RESULTS

Project: Tomoka Semi-annual LF
Pace Project No.: 3542464

**Sample: Trip Blank (11/7/11)** **Lab ID: 3542464010** Collected: 11/07/11 08:00 Received: 11/07/11 14:45 Matrix: Water

| Parameters | Results | Units | PQL | MDL | DF | Prepared | Analyzed | CAS No. | Qual |
|---|---|---|---|---|---|---|---|---|---|
| **8260 MSV** | Analytical Method: EPA 8260 | | | | | | | | |
| Xylene (Total) | **0.50U** | ug/L | 1.0 | 0.50 | 1 | | 11/15/11 09:32 | 1330-20-7 | |
| ***Surrogates*** | | | | | | | | | |
| 4-Bromofluorobenzene (S) | 91 | % | 70-114 | | 1 | | 11/15/11 09:32 | 460-00-4 | |
| Dibromofluoromethane (S) | 103 | % | 88-117 | | 1 | | 11/15/11 09:32 | 1868-53-7 | |
| 1,2-Dichloroethane-d4 (S) | 103 | % | 86-125 | | 1 | | 11/15/11 09:32 | 17060-07-0 | |
| Toluene-d8 (S) | 100 | % | 87-113 | | 1 | | 11/15/11 09:32 | 2037-26-5 | |

**Pace Analytical Services, Inc.**
8 East Tower Circle
Ormond Beach, FL 32174
(386)672-5668

# QUALITY CONTROL DATA

Project: Tomoka Semi-annual LF
Pace Project No.: 3542464

QC Batch: CVFS/2854 Analysis Method: EPA 1631E
QC Batch Method: EPA 1631E Analysis Description: 1631E Mercury
Associated Lab Samples: 3542464001, 3542464002, 3542464003, 3542464004, 3542464005, 3542464006, 3542464007, 3542464008, 3542464009

METHOD BLANK: 533653 Matrix: Water
Associated Lab Samples: 3542464001, 3542464002, 3542464003, 3542464004, 3542464005, 3542464006, 3542464007, 3542464008, 3542464009

| Parameter | Units | Blank Result | Reporting Limit | Analyzed | Qualifiers |
|---|---|---|---|---|---|
| Mercury | ug/L | 0.00013U | 0.00050 | 11/16/11 07:41 | |

METHOD BLANK: 533654 Matrix: Water
Associated Lab Samples: 3542464001, 3542464002, 3542464003, 3542464004, 3542464005, 3542464006, 3542464007, 3542464008, 3542464009

| Parameter | Units | Blank Result | Reporting Limit | Analyzed | Qualifiers |
|---|---|---|---|---|---|
| Mercury | ug/L | 0.00013U | 0.00050 | 11/16/11 09:00 | |

METHOD BLANK: 533655 Matrix: Water
Associated Lab Samples: 3542464001, 3542464002, 3542464003, 3542464004, 3542464005, 3542464006, 3542464007, 3542464008, 3542464009

| Parameter | Units | Blank Result | Reporting Limit | Analyzed | Qualifiers |
|---|---|---|---|---|---|
| Mercury | ug/L | 0.00013U | 0.00050 | 11/16/11 10:30 | |

METHOD BLANK: 533656 Matrix: Water
Associated Lab Samples: 3542464001, 3542464002, 3542464003, 3542464004, 3542464005, 3542464006, 3542464007, 3542464008, 3542464009

| Parameter | Units | Blank Result | Reporting Limit | Analyzed | Qualifiers |
|---|---|---|---|---|---|
| Mercury | ug/L | 0.00013U | 0.00050 | 11/16/11 07:46 | |

LABORATORY CONTROL SAMPLE & LCSD: 533657 533658

| Parameter | Units | Spike Conc. | LCS Result | LCSD Result | LCS % Rec | LCSD % Rec | % Rec Limits | RPD | Max RPD | Qualifiers |
|---|---|---|---|---|---|---|---|---|---|---|
| Mercury | ug/L | .005 | 0.00499 | 0.00516 | 100 | 103 | 79-121 | 3 | 24 | |

MATRIX SPIKE & MATRIX SPIKE DUPLICATE: 535032 535033

| Parameter | Units | 3542464002 Result | MS Spike Conc. | MSD Spike Conc. | MS Result | MSD Result | MS % Rec | MSD % Rec | % Rec Limits | RPD | Max RPD | Qual |
|---|---|---|---|---|---|---|---|---|---|---|---|---|
| Mercury | ug/L | 0.00575 | .02 | .02 | 0.0267 | 0.0254 | 105 | 98 | 75-125 | 5 | 24 | |

**Pace Analytical Services, Inc.**
8 East Tower Circle
Ormond Beach, FL 32174
(386)672-5668

# QUALITY CONTROL DATA

Project: Tomoka Semi-annual LF
Pace Project No.: 3542464

MATRIX SPIKE & MATRIX SPIKE DUPLICATE: 535034 535035

| Parameter | Units | 4053498002 Result | MS Spike Conc. | MSD Spike Conc. | MS Result | MSD Result | MS % Rec | MSD % Rec | % Rec Limits | RPD | Max RPD | Qual |
|---|---|---|---|---|---|---|---|---|---|---|---|---|
| Mercury | ug/L | 4.82 ng/L | .02 | .02 | 0.0246 | 0.0253 | 99 | 102 | 75-125 | 3 | 24 | |

**Pace Analytical Services, Inc.**
8 East Tower Circle
Ormond Beach, FL 32174
(386)672-5668

# QUALITY CONTROL DATA

Project: Tomoka Semi-annual LF
Pace Project No.: 3542464

QC Batch: MBIO/6789 Analysis Method: SM 9222D
QC Batch Method: SM 9222D Analysis Description: 9222D MBIO Fecal Coliform
Associated Lab Samples: 3542464001, 3542464002, 3542464003, 3542464004, 3542464005, 3542464006, 3542464007, 3542464008, 3542464009

METHOD BLANK: 288380 Matrix: Water
Associated Lab Samples: 3542464001, 3542464002, 3542464003, 3542464004, 3542464005, 3542464006, 3542464007, 3542464008, 3542464009

| Parameter | Units | Blank Result | Reporting Limit | Analyzed | Qualifiers |
|---|---|---|---|---|---|
| Fecal Coliforms | CFU/100 mL | 1.0U | 1.0 | 11/08/11 14:20 | |

SAMPLE DUPLICATE: 288381

| Parameter | Units | 3542445002 Result | Dup Result | RPD | Max RPD | Qualifiers |
|---|---|---|---|---|---|---|
| Fecal Coliforms | CFU/100 mL | 2.0U | 2.0U | | | |

SAMPLE DUPLICATE: 288382

| Parameter | Units | 3542448001 Result | Dup Result | RPD | Max RPD | Qualifiers |
|---|---|---|---|---|---|---|
| Fecal Coliforms | CFU/100 mL | ND | 2.0U | | | |

**Pace Analytical Services, Inc.**
8 East Tower Circle
Ormond Beach, FL 32174
(386)672-5668

# QUALITY CONTROL DATA

Project: Tomoka Semi-annual LF
Pace Project No.: 3542464

QC Batch: MPRP/6359 Analysis Method: EPA 6010
QC Batch Method: EPA 3010 Analysis Description: 6010 MET
Associated Lab Samples: 3542464001, 3542464002, 3542464003, 3542464004, 3542464005, 3542464006, 3542464007, 3542464008, 3542464009

METHOD BLANK: 286431 Matrix: Water
Associated Lab Samples: 3542464001, 3542464002, 3542464003, 3542464004, 3542464005, 3542464006, 3542464007, 3542464008, 3542464009

| Parameter | Units | Blank Result | Reporting Limit | Analyzed | Qualifiers |
|---|---|---|---|---|---|
| Arsenic | ug/L | 5.0U | 10.0 | 11/09/11 03:19 | |
| Barium | ug/L | 5.0U | 10.0 | 11/09/11 03:19 | |
| Chromium | ug/L | 2.5U | 5.0 | 11/09/11 03:19 | |
| Cobalt | ug/L | 5.0U | 10.0 | 11/09/11 03:19 | |
| Iron | ug/L | 20.0U | 40.0 | 11/09/11 03:19 | |
| Nickel | ug/L | 2.5U | 5.0 | 11/09/11 03:19 | |
| Sodium | mg/L | 0.50U | 1.0 | 11/09/11 03:19 | |
| Tot Hardness asCaCO3 (SM 2340B | mg/L | 1.6U | 3.2 | 11/09/11 03:19 | |
| Vanadium | ug/L | 5.0U | 10.0 | 11/09/11 03:19 | |
| Zinc | ug/L | 10.0U | 20.0 | 11/09/11 03:19 | |

LABORATORY CONTROL SAMPLE: 286432

| Parameter | Units | Spike Conc. | LCS Result | LCS % Rec | % Rec Limits | Qualifiers |
|---|---|---|---|---|---|---|
| Arsenic | ug/L | 250 | 234 | 94 | 80-120 | |
| Barium | ug/L | 250 | 244 | 97 | 80-120 | |
| Chromium | ug/L | 250 | 258 | 103 | 80-120 | |
| Cobalt | ug/L | 250 | 249 | 100 | 80-120 | |
| Iron | ug/L | 2500 | 2560 | 102 | 80-120 | |
| Nickel | ug/L | 250 | 256 | 102 | 80-120 | |
| Sodium | mg/L | 12.5 | 12.8 | 103 | 80-120 | |
| Tot Hardness asCaCO3 (SM 2340B | mg/L | | 84.0 | | | |
| Vanadium | ug/L | 250 | 257 | 103 | 80-120 | |
| Zinc | ug/L | 1250 | 1230 | 98 | 80-120 | |

MATRIX SPIKE & MATRIX SPIKE DUPLICATE: 286433 286434

| Parameter | Units | 3542467002 Result | MS Spike Conc. | MSD Spike Conc. | MS Result | MSD Result | MS % Rec | MSD % Rec | % Rec Limits | RPD | Max RPD | Qual |
|---|---|---|---|---|---|---|---|---|---|---|---|---|
| Arsenic | ug/L | 5.0U | 250 | 250 | 250 | 245 | 100 | 98 | 75-125 | 2 | 20 | |
| Barium | ug/L | 79.1 | 250 | 250 | 346 | 325 | 107 | 98 | 75-125 | 6 | 20 | |
| Chromium | ug/L | 2.5U | 250 | 250 | 261 | 260 | 104 | 104 | 75-125 | .04 | 20 | |
| Cobalt | ug/L | 5.0U | 250 | 250 | 252 | 252 | 101 | 101 | 75-125 | .04 | 20 | |
| Iron | ug/L | 1120 | 2500 | 2500 | 3620 | 3690 | 100 | 103 | 75-125 | 2 | 20 | |
| Nickel | ug/L | 2.5U | 250 | 250 | 256 | 255 | 102 | 102 | 75-125 | .3 | 20 | |
| Sodium | mg/L | 11.3 | 12.5 | 12.5 | 25.1 | 24.1 | 111 | 103 | 75-125 | 4 | 20 | |
| Tot Hardness asCaCO3 (SM 2340B | mg/L | 510000 ug/L | | | 618 | 597 | | | | 3 | 20 | |

**Pace Analytical Services, Inc.**
8 East Tower Circle
Ormond Beach, FL 32174
(386)672-5668

# QUALITY CONTROL DATA

Project: Tomoka Semi-annual LF
Pace Project No.: 3542464

MATRIX SPIKE & MATRIX SPIKE DUPLICATE: 286433 286434

| Parameter | Units | 3542467002 Result | MS Spike Conc. | MSD Spike Conc. | MS Result | MSD Result | MS % Rec | MSD % Rec | % Rec Limits | RPD | Max RPD | Qual |
|---|---|---|---|---|---|---|---|---|---|---|---|---|
| Vanadium | ug/L | 5.0U | 250 | 250 | 261 | 264 | 104 | 105 | 75-125 | 1 | 20 | |
| Zinc | ug/L | 10.0 | 1250 | 1250 | 1270 | 1260 | 100 | 100 | 75-125 | .4 | 20 | |

**Pace Analytical Services, Inc.**
8 East Tower Circle
Ormond Beach, FL 32174
(386)672-5668

# QUALITY CONTROL DATA

Project: Tomoka Semi-annual LF
Pace Project No.: 3542464

QC Batch: MPRP/6360 Analysis Method: EPA 6020
QC Batch Method: EPA 3010 Analysis Description: 6020 MET
Associated Lab Samples: 3542464001, 3542464002, 3542464003, 3542464004, 3542464005, 3542464006, 3542464007, 3542464008, 3542464009

METHOD BLANK: 286435 Matrix: Water
Associated Lab Samples: 3542464001, 3542464002, 3542464003, 3542464004, 3542464005, 3542464006, 3542464007, 3542464008, 3542464009

| Parameter | Units | Blank Result | Reporting Limit | Analyzed | Qualifiers |
|---|---|---|---|---|---|
| Antimony | ug/L | 0.50U | 1.0 | 11/09/11 08:14 | |
| Beryllium | ug/L | 0.050U | 0.10 | 11/09/11 08:14 | |
| Cadmium | ug/L | 0.050U | 0.10 | 11/09/11 08:14 | |
| Copper | ug/L | 0.93U | 1.0 | 11/09/11 08:14 | |
| Lead | ug/L | 0.50U | 1.0 | 11/09/11 08:14 | |
| Selenium | ug/L | 0.50U | 1.0 | 11/09/11 08:14 | |
| Silver | ug/L | 0.050U | 0.10 | 11/09/11 08:14 | |
| Thallium | ug/L | 0.50U | 1.0 | 11/09/11 08:14 | |

LABORATORY CONTROL SAMPLE: 286436

| Parameter | Units | Spike Conc. | LCS Result | LCS % Rec | % Rec Limits | Qualifiers |
|---|---|---|---|---|---|---|
| Antimony | ug/L | 50 | 47.4 | 95 | 90-110 | |
| Beryllium | ug/L | 5 | 5.0 | 100 | 90-110 | |
| Cadmium | ug/L | 5 | 4.8 | 96 | 90-110 | |
| Copper | ug/L | 50 | 50.5 | 101 | 90-110 | |
| Lead | ug/L | 50 | 48.6 | 97 | 90-110 | |
| Selenium | ug/L | 50 | 50.0 | 100 | 90-110 | |
| Silver | ug/L | 5 | 4.9 | 97 | 90-110 | |
| Thallium | ug/L | 50 | 48.8 | 98 | 90-110 | |

MATRIX SPIKE & MATRIX SPIKE DUPLICATE: 286437 286438

| Parameter | Units | 3542467003 Result | MS Spike Conc. | MSD Spike Conc. | MS Result | MSD Result | MS % Rec | MSD % Rec | % Rec Limits | RPD | Max RPD | Qual |
|---|---|---|---|---|---|---|---|---|---|---|---|---|
| Antimony | ug/L | 0.50U | 50 | 50 | 47.7 | 48.0 | 95 | 95 | 70-130 | .6 | 20 | |
| Beryllium | ug/L | 0.050U | 5 | 5 | 4.2 | 4.1 | 84 | 81 | 70-130 | 4 | 20 | |
| Cadmium | ug/L | 0.050U | 5 | 5 | 4.6 | 4.7 | 92 | 93 | 70-130 | 1 | 20 | |
| Copper | ug/L | 0.93U | 50 | 50 | 46.1 | 45.5 | 91 | 90 | 70-130 | 1 | 20 | |
| Lead | ug/L | 0.50U | 50 | 50 | 51.3 | 50.9 | 102 | 102 | 70-130 | .7 | 20 | |
| Selenium | ug/L | 0.50 | 50 | 50 | 52.1 | 50.4 | 103 | 99 | 70-130 | 3 | 20 | |
| Silver | ug/L | 0.050U | 5 | 5 | 4.5 | 4.5 | 91 | 90 | 70-130 | .5 | 20 | |
| Thallium | ug/L | 0.50U | 50 | 50 | 52.3 | 51.9 | 105 | 104 | 70-130 | .7 | 20 | |

**Pace Analytical Services, Inc.**
8 East Tower Circle
Ormond Beach, FL 32174
(386)672-5668

# QUALITY CONTROL DATA

Project: Tomoka Semi-annual LF
Pace Project No.: 3542464

QC Batch: MSV/4128 Analysis Method: EPA 8260
QC Batch Method: EPA 8260 Analysis Description: 8260 MSV
Associated Lab Samples: 3542464001, 3542464002, 3542464003, 3542464004, 3542464005, 3542464006, 3542464007, 3542464008, 3542464009, 3542464010

METHOD BLANK: 291000 Matrix: Water
Associated Lab Samples: 3542464001, 3542464002, 3542464003, 3542464004, 3542464005, 3542464006, 3542464007, 3542464008, 3542464009, 3542464010

| Parameter | Units | Blank Result | Reporting Limit | Analyzed | Qualifiers |
|---|---|---|---|---|---|
| 1,1,1,2-Tetrachloroethane | ug/L | 0.50U | 1.0 | 11/15/11 08:18 | |
| 1,1,1-Trichloroethane | ug/L | 0.50U | 1.0 | 11/15/11 08:18 | |
| 1,1,2,2-Tetrachloroethane | ug/L | 0.12U | 0.50 | 11/15/11 08:18 | |
| 1,1,2-Trichloroethane | ug/L | 0.50U | 1.0 | 11/15/11 08:18 | |
| 1,1-Dichloroethane | ug/L | 0.50U | 1.0 | 11/15/11 08:18 | |
| 1,1-Dichloroethene | ug/L | 0.50U | 1.0 | 11/15/11 08:18 | |
| 1,2,3-Trichloropropane | ug/L | 0.36U | 0.50 | 11/15/11 08:18 | |
| 1,2-Dibromo-3-chloropropane | ug/L | 1.0U | 2.0 | 11/15/11 08:18 | |
| 1,2-Dibromoethane (EDB) | ug/L | 0.50U | 1.0 | 11/15/11 08:18 | |
| 1,2-Dichlorobenzene | ug/L | 0.50U | 1.0 | 11/15/11 08:18 | |
| 1,2-Dichloroethane | ug/L | 0.50U | 1.0 | 11/15/11 08:18 | |
| 1,2-Dichloropropane | ug/L | 0.50U | 1.0 | 11/15/11 08:18 | |
| 1,4-Dichlorobenzene | ug/L | 0.50U | 1.0 | 11/15/11 08:18 | |
| 2-Butanone (MEK) | ug/L | 5.0U | 10.0 | 11/15/11 08:18 | |
| 2-Hexanone | ug/L | 5.0U | 10.0 | 11/15/11 08:18 | |
| 4-Methyl-2-pentanone (MIBK) | ug/L | 5.0U | 10.0 | 11/15/11 08:18 | |
| Acetone | ug/L | 5.0U | 10.0 | 11/15/11 08:18 | |
| Acrylonitrile | ug/L | 5.0U | 10.0 | 11/15/11 08:18 | |
| Benzene | ug/L | 0.50U | 1.0 | 11/15/11 08:18 | |
| Bromochloromethane | ug/L | 0.50U | 1.0 | 11/15/11 08:18 | |
| Bromodichloromethane | ug/L | 0.27U | 0.60 | 11/15/11 08:18 | |
| Bromoform | ug/L | 0.50U | 1.0 | 11/15/11 08:18 | |
| Bromomethane | ug/L | 0.50U | 1.0 | 11/15/11 08:18 | |
| Carbon disulfide | ug/L | 5.0U | 10.0 | 11/15/11 08:18 | |
| Carbon tetrachloride | ug/L | 0.50U | 1.0 | 11/15/11 08:18 | |
| Chlorobenzene | ug/L | 0.50U | 1.0 | 11/15/11 08:18 | |
| Chloroethane | ug/L | 0.50U | 1.0 | 11/15/11 08:18 | |
| Chloroform | ug/L | 0.50U | 1.0 | 11/15/11 08:18 | |
| Chloromethane | ug/L | 0.62U | 1.0 | 11/15/11 08:18 | |
| cis-1,2-Dichloroethene | ug/L | 0.50U | 1.0 | 11/15/11 08:18 | |
| cis-1,3-Dichloropropene | ug/L | 0.25U | 0.50 | 11/15/11 08:18 | |
| Dibromochloromethane | ug/L | 0.26U | 0.50 | 11/15/11 08:18 | |
| Dibromomethane | ug/L | 0.50U | 1.0 | 11/15/11 08:18 | |
| Ethylbenzene | ug/L | 0.50U | 1.0 | 11/15/11 08:18 | |
| Iodomethane | ug/L | 0.50U | 1.0 | 11/15/11 08:18 | |
| Methylene Chloride | ug/L | 2.5U | 5.0 | 11/15/11 08:18 | |
| Styrene | ug/L | 0.50U | 1.0 | 11/15/11 08:18 | |
| Tetrachloroethene | ug/L | 0.50U | 1.0 | 11/15/11 08:18 | |
| Toluene | ug/L | 0.50U | 1.0 | 11/15/11 08:18 | |
| trans-1,2-Dichloroethene | ug/L | 0.50U | 1.0 | 11/15/11 08:18 | |
| trans-1,3-Dichloropropene | ug/L | 0.25U | 0.50 | 11/15/11 08:18 | |

**Pace Analytical Services, Inc.**
8 East Tower Circle
Ormond Beach, FL 32174
(386)672-5668

# QUALITY CONTROL DATA

Project: Tomoka Semi-annual LF
Pace Project No.: 3542464

METHOD BLANK: 291000 Matrix: Water

Associated Lab Samples: 3542464001, 3542464002, 3542464003, 3542464004, 3542464005, 3542464006, 3542464007, 3542464008, 3542464009, 3542464010

| Parameter | Units | Blank Result | Reporting Limit | Analyzed | Qualifiers |
|---|---|---|---|---|---|
| trans-1,4-Dichloro-2-butene | ug/L | 5.0U | 10.0 | 11/15/11 08:18 | |
| Trichloroethene | ug/L | 0.50U | 1.0 | 11/15/11 08:18 | |
| Trichlorofluoromethane | ug/L | 0.50U | 1.0 | 11/15/11 08:18 | |
| Vinyl acetate | ug/L | 1.0U | 2.0 | 11/15/11 08:18 | |
| Vinyl chloride | ug/L | 0.50U | 1.0 | 11/15/11 08:18 | |
| Xylene (Total) | ug/L | 0.50U | 1.0 | 11/15/11 08:18 | |
| 1,2-Dichloroethane-d4 (S) | % | 103 | 86-125 | 11/15/11 08:18 | |
| 4-Bromofluorobenzene (S) | % | 93 | 70-114 | 11/15/11 08:18 | |
| Dibromofluoromethane (S) | % | 101 | 88-117 | 11/15/11 08:18 | |
| Toluene-d8 (S) | % | 97 | 87-113 | 11/15/11 08:18 | |

LABORATORY CONTROL SAMPLE: 291001

| Parameter | Units | Spike Conc. | LCS Result | LCS % Rec | % Rec Limits | Qualifiers |
|---|---|---|---|---|---|---|
| 1,1,1,2-Tetrachloroethane | ug/L | 20 | 20.1 | 100 | 70-130 | |
| 1,1,1-Trichloroethane | ug/L | 20 | 18.7 | 94 | 70-130 | |
| 1,1,2,2-Tetrachloroethane | ug/L | 20 | 21.8 | 109 | 70-130 | |
| 1,1,2-Trichloroethane | ug/L | 20 | 21.0 | 105 | 70-130 | |
| 1,1-Dichloroethane | ug/L | 20 | 20.7 | 103 | 70-130 | |
| 1,1-Dichloroethene | ug/L | 20 | 20.1 | 100 | 70-130 | |
| 1,2,3-Trichloropropane | ug/L | 20 | 16.0 | 80 | 70-130 | |
| 1,2-Dibromo-3-chloropropane | ug/L | 20 | 13.9 | 70 | 64-130 | |
| 1,2-Dibromoethane (EDB) | ug/L | 20 | 20.6 | 103 | 70-130 | |
| 1,2-Dichlorobenzene | ug/L | 20 | 20.4 | 102 | 70-130 | |
| 1,2-Dichloroethane | ug/L | 20 | 20.0 | 100 | 70-130 | |
| 1,2-Dichloropropane | ug/L | 20 | 21.5 | 107 | 70-130 | |
| 1,4-Dichlorobenzene | ug/L | 20 | 19.8 | 99 | 70-130 | |
| 2-Butanone (MEK) | ug/L | 20 | 25.9 | 129 | 55-167 | |
| 2-Hexanone | ug/L | 20 | 25.5 | 128 | 65-130 | |
| 4-Methyl-2-pentanone (MIBK) | ug/L | 20 | 22.7 | 114 | 70-130 | |
| Acetone | ug/L | 20 | 10.5 | 52 | 40-150 | |
| Acrylonitrile | ug/L | 200 | 227 | 114 | 70-130 | |
| Benzene | ug/L | 20 | 20.4 | 102 | 70-130 | |
| Bromochloromethane | ug/L | 20 | 20.6 | 103 | 70-130 | |
| Bromodichloromethane | ug/L | 20 | 20.3 | 101 | 70-130 | |
| Bromoform | ug/L | 20 | 17.4 | 87 | 68-130 | |
| Bromomethane | ug/L | 20 | 30.5 | 153 | 38-179 | |
| Carbon disulfide | ug/L | 20 | 16.7 | 83 | 51-155 | |
| Carbon tetrachloride | ug/L | 20 | 19.7 | 99 | 70-130 | |
| Chlorobenzene | ug/L | 20 | 19.6 | 98 | 70-130 | |
| Chloroethane | ug/L | 20 | 23.7 | 119 | 59-149 | |
| Chloroform | ug/L | 20 | 20.1 | 100 | 70-130 | |
| Chloromethane | ug/L | 20 | 26.3 | 131 | 68-130 | J(L0) |
| cis-1,2-Dichloroethene | ug/L | 20 | 19.0 | 95 | 70-130 | |

**Pace Analytical Services, Inc.**
8 East Tower Circle
Ormond Beach, FL 32174
(386)672-5668

# QUALITY CONTROL DATA

Project: Tomoka Semi-annual LF
Pace Project No.: 3542464

LABORATORY CONTROL SAMPLE: 291001

| Parameter | Units | Spike Conc. | LCS Result | LCS % Rec | % Rec Limits | Qualifiers |
|---|---|---|---|---|---|---|
| cis-1,3-Dichloropropene | ug/L | 20 | 20.0 | 100 | 70-130 | |
| Dibromochloromethane | ug/L | 20 | 18.3 | 92 | 70-130 | |
| Dibromomethane | ug/L | 20 | 19.2 | 96 | 70-130 | |
| Ethylbenzene | ug/L | 20 | 20.5 | 102 | 70-130 | |
| Iodomethane | ug/L | 20 | 24.0 | 120 | 43-160 | |
| Methylene Chloride | ug/L | 20 | 21.8 | 109 | 70-130 | |
| Styrene | ug/L | 20 | 20.4 | 102 | 70-130 | |
| Tetrachloroethene | ug/L | 20 | 17.9 | 90 | 66-133 | |
| Toluene | ug/L | 20 | 19.2 | 96 | 70-130 | |
| trans-1,2-Dichloroethene | ug/L | 20 | 19.9 | 100 | 70-130 | |
| trans-1,3-Dichloropropene | ug/L | 20 | 19.0 | 95 | 70-130 | |
| trans-1,4-Dichloro-2-butene | ug/L | 20 | 18.3 | 92 | 65-130 | |
| Trichloroethene | ug/L | 20 | 20.0 | 100 | 70-130 | |
| Trichlorofluoromethane | ug/L | 20 | 18.9 | 94 | 70-131 | |
| Vinyl acetate | ug/L | 20 | 18.8 | 94 | 69-135 | |
| Vinyl chloride | ug/L | 20 | 21.7 | 108 | 69-140 | |
| Xylene (Total) | ug/L | 60 | 60.4 | 101 | 70-130 | |
| 1,2-Dichloroethane-d4 (S) | % | | | 102 | 86-125 | |
| 4-Bromofluorobenzene (S) | % | | | 95 | 70-114 | |
| Dibromofluoromethane (S) | % | | | 100 | 88-117 | |
| Toluene-d8 (S) | % | | | 103 | 87-113 | |

MATRIX SPIKE & MATRIX SPIKE DUPLICATE: 291009 291010

| Parameter | Units | 3543049016 Result | MS Spike Conc. | MSD Spike Conc. | MS Result | MSD Result | MS % Rec | MSD % Rec | % Rec Limits | RPD | Max RPD | Qual |
|---|---|---|---|---|---|---|---|---|---|---|---|---|
| 1,1,1,2-Tetrachloroethane | ug/L | 0.50U | 20 | 20 | 19.5 | 15.4 | 98 | 77 | 39-130 | 24 | 40 | |
| 1,1,1-Trichloroethane | ug/L | 0.50U | 20 | 20 | 21.2 | 15.9 | 106 | 80 | 47-141 | 29 | 40 | |
| 1,1,2,2-Tetrachloroethane | ug/L | 0.12U | 20 | 20 | 22.2 | 16.9 | 111 | 85 | 49-131 | 27 | 40 | |
| 1,1,2-Trichloroethane | ug/L | 0.50U | 20 | 20 | 21.1 | 16.9 | 105 | 84 | 50-130 | 22 | 40 | |
| 1,1-Dichloroethane | ug/L | 0.50U | 20 | 20 | 24.2 | 18.3 | 121 | 91 | 54-137 | 28 | 40 | |
| 1,1-Dichloroethene | ug/L | 0.50U | 20 | 20 | 23.0 | 17.0 | 115 | 85 | 45-155 | 30 | 40 | |
| 1,2,3-Trichloropropane | ug/L | 0.36U | 20 | 20 | 19.5 | 17.0 | 98 | 85 | 31-132 | 14 | 40 | |
| 1,2-Dibromo-3-chloropropane | ug/L | 1.0U | 20 | 20 | 22.0 | 1.0U | 110 | 0 | 37-130 | | 40 | J(M1) |
| 1,2-Dibromoethane (EDB) | ug/L | 0.50U | 20 | 20 | 20.1 | 15.8 | 100 | 79 | 51-132 | 24 | 40 | |
| 1,2-Dichlorobenzene | ug/L | 0.50U | 20 | 20 | 19.3 | 14.0 | 97 | 70 | 43-130 | 32 | 40 | |
| 1,2-Dichloroethane | ug/L | 0.50U | 20 | 20 | 20.5 | 16.5 | 102 | 82 | 54-130 | 22 | 40 | |
| 1,2-Dichloropropane | ug/L | 0.50U | 20 | 20 | 22.4 | 17.4 | 112 | 87 | 53-130 | 25 | 40 | |
| 1,4-Dichlorobenzene | ug/L | 0.50U | 20 | 20 | 18.8 | 13.4 | 94 | 67 | 38-130 | 34 | 40 | |
| 2-Butanone (MEK) | ug/L | 5.0U | 20 | 20 | 27.3 | 23.7 | 118 | 100 | 48-138 | 14 | 40 | |
| 2-Hexanone | ug/L | 5.0U | 20 | 20 | 21.7 | 17.3 | 109 | 87 | 38-130 | 22 | 40 | |
| 4-Methyl-2-pentanone (MIBK) | ug/L | 5.0U | 20 | 20 | 22.7 | 19.7 | 113 | 99 | 28-143 | 14 | 40 | |
| Acetone | ug/L | 5.0U | 20 | 20 | 16.8 | 24.9 | 67 | 107 | 20-140 | 39 | 40 | |
| Acrylonitrile | ug/L | 5.0U | 200 | 200 | 262 | 259 | 131 | 129 | 46-130 | 1 | 40 | J(M1) |
| Benzene | ug/L | 1.3 | 20 | 20 | 23.1 | 18.1 | 109 | 84 | 53-132 | 24 | 40 | |
| Bromochloromethane | ug/L | 0.50U | 20 | 20 | 21.5 | 16.3 | 107 | 81 | 54-132 | 28 | 40 | |
| Bromodichloromethane | ug/L | 0.27U | 20 | 20 | 21.0 | 16.3 | 105 | 81 | 46-130 | 25 | 40 | |

**Pace Analytical Services, Inc.**
8 East Tower Circle
Ormond Beach, FL 32174
(386)672-5668

# QUALITY CONTROL DATA

Project: Tomoka Semi-annual LF
Pace Project No.: 3542464

MATRIX SPIKE & MATRIX SPIKE DUPLICATE: 291009 291010

| Parameter | Units | 3543049016 Result | MS Spike Conc. | MSD Spike Conc. | MS Result | MSD Result | MS % Rec | MSD % Rec | % Rec Limits | RPD | Max RPD | Qual |
|---|---|---|---|---|---|---|---|---|---|---|---|---|
| Bromoform | ug/L | 0.50U | 20 | 20 | 17.2 | 13.3 | 86 | 67 | 32-130 | 25 | 40 | |
| Bromomethane | ug/L | 0.50U | 20 | 20 | 27.4 | 30.5 | 137 | 153 | 20-152 | 11 | 40 | J(M1) |
| Carbon disulfide | ug/L | 5.0U | 20 | 20 | 19.5 | 15.8 | 96 | 77 | 28-184 | 21 | 40 | |
| Carbon tetrachloride | ug/L | 0.50U | 20 | 20 | 21.0 | 14.6 | 105 | 73 | 37-137 | 36 | 40 | |
| Chlorobenzene | ug/L | 0.50U | 20 | 20 | 19.8 | 15.1 | 99 | 76 | 46-130 | 27 | 40 | |
| Chloroethane | ug/L | 0.50U | 20 | 20 | 30.4 | 30.3 | 152 | 151 | 48-159 | .3 | 40 | |
| Chloroform | ug/L | 0.50U | 20 | 20 | 21.3 | 15.6 | 106 | 78 | 51-130 | 31 | 40 | |
| Chloromethane | ug/L | 0.62U | 20 | 20 | 30.1 | 32.2 | 150 | 161 | 39-144 | 7 | 40 | J(M0) |
| cis-1,2-Dichloroethene | ug/L | 0.50U | 20 | 20 | 20.3 | 16.0 | 102 | 80 | 54-130 | 24 | 40 | |
| cis-1,3-Dichloropropene | ug/L | 0.25U | 20 | 20 | 18.1 | 14.3 | 91 | 71 | 45-130 | 24 | 40 | |
| Dibromochloromethane | ug/L | 0.26U | 20 | 20 | 17.6 | 14.4 | 88 | 72 | 43-130 | 20 | 40 | |
| Dibromomethane | ug/L | 0.50U | 20 | 20 | 19.2 | 15.2 | 96 | 76 | 50-130 | 23 | 40 | |
| Ethylbenzene | ug/L | 0.50U | 20 | 20 | 20.4 | 15.3 | 102 | 76 | 43-130 | 29 | 40 | |
| Iodomethane | ug/L | 0.50U | 20 | 20 | 20.8 | 18.2 | 104 | 91 | 20-169 | 13 | 40 | |
| Methylene Chloride | ug/L | 2.5U | 20 | 20 | 23.8 | 18.7 | 119 | 93 | 51-135 | 24 | 40 | |
| Styrene | ug/L | 0.50U | 20 | 20 | 19.6 | 15.1 | 98 | 76 | 40-130 | 26 | 40 | |
| Tetrachloroethene | ug/L | 0.50U | 20 | 20 | 17.3 | 12.3 | 86 | 62 | 26-130 | 33 | 40 | |
| Toluene | ug/L | 0.50U | 20 | 20 | 19.5 | 15.3 | 97 | 76 | 50-130 | 24 | 40 | |
| trans-1,2-Dichloroethene | ug/L | 0.50U | 20 | 20 | 23.1 | 17.0 | 115 | 85 | 48-142 | 30 | 40 | |
| trans-1,3-Dichloropropene | ug/L | 0.25U | 20 | 20 | 17.7 | 14.3 | 89 | 71 | 45-130 | 22 | 40 | |
| trans-1,4-Dichloro-2-butene | ug/L | 5.0U | 20 | 20 | 15.9 | 12.8 | 79 | 64 | 20-139 | 22 | 40 | |
| Trichloroethene | ug/L | 0.50U | 20 | 20 | 22.0 | 15.7 | 110 | 78 | 42-133 | 34 | 40 | |
| Trichlorofluoromethane | ug/L | 0.50U | 20 | 20 | 20.9 | 23.5 | 104 | 117 | 46-146 | 12 | 40 | |
| Vinyl acetate | ug/L | 1.0U | 20 | 20 | 19.5 | 6.2 | 98 | 31 | 20-165 | 103 | 40 | J(D6) |
| Vinyl chloride | ug/L | 0.50U | 20 | 20 | 24.8 | 26.6 | 124 | 133 | 57-142 | 7 | 40 | |
| Xylene (Total) | ug/L | 0.50U | 60 | 60 | 58.9 | 44.2 | 98 | 74 | 42-130 | 28 | 40 | |
| 1,2-Dichloroethane-d4 (S) | % | | | | | | 89 | 99 | 86-125 | | | |
| 4-Bromofluorobenzene (S) | % | | | | | | 91 | 93 | 70-114 | | | |
| Dibromofluoromethane (S) | % | | | | | | 103 | 104 | 88-117 | | | |
| Toluene-d8 (S) | % | | | | | | 103 | 103 | 87-113 | | | |

**Pace Analytical Services, Inc.**
8 East Tower Circle
Ormond Beach, FL 32174
(386)672-5668

# QUALITY CONTROL DATA

Project: Tomoka Semi-annual LF
Pace Project No.: 3542464

QC Batch: OEXT/6345 Analysis Method: EPA 8011
QC Batch Method: EPA 8011 Analysis Description: 8011 EDB DBCP
Associated Lab Samples: 3542464001, 3542464002, 3542464003, 3542464004, 3542464005, 3542464006, 3542464007, 3542464008, 3542464009

METHOD BLANK: 286141 Matrix: Water
Associated Lab Samples: 3542464001, 3542464002, 3542464003, 3542464004, 3542464005, 3542464006, 3542464007, 3542464008, 3542464009

| Parameter | Units | Blank Result | Reporting Limit | Analyzed | Qualifiers |
|---|---|---|---|---|---|
| 1,2-Dibromo-3-chloropropane | ug/L | 0.0049U | 0.020 | 11/08/11 17:26 | |
| 1,2-Dibromoethane (EDB) | ug/L | 0.0062U | 0.010 | 11/08/11 17:26 | |

LABORATORY CONTROL SAMPLE: 286142

| Parameter | Units | Spike Conc. | LCS Result | LCS % Rec | % Rec Limits | Qualifiers |
|---|---|---|---|---|---|---|
| 1,2-Dibromo-3-chloropropane | ug/L | .25 | 0.25 | 99 | 60-140 | |
| 1,2-Dibromoethane (EDB) | ug/L | .25 | 0.27 | 107 | 60-140 | |

MATRIX SPIKE & MATRIX SPIKE DUPLICATE: 286609 286610

| Parameter | Units | 3542467002 Result | MS Spike Conc. | MSD Spike Conc. | MS Result | MSD Result | MS % Rec | MSD % Rec | % Rec Limits | RPD | Max RPD | Qual |
|---|---|---|---|---|---|---|---|---|---|---|---|---|
| 1,2-Dibromo-3-chloropropane | ug/L | 0.0049 U | .44 | .44 | 0.50 | 0.50 | 113 | 113 | 60-140 | .1 | 40 | |
| 1,2-Dibromoethane (EDB) | ug/L | 0.0062 U | .44 | .44 | 0.054 | 0.51 | 12 | 116 | 60-140 | 161 | 40 | J(D6), J(M1) |

**Pace Analytical Services, Inc.**
8 East Tower Circle
Ormond Beach, FL 32174
(386)672-5668

# QUALITY CONTROL DATA

Project: Tomoka Semi-annual LF
Pace Project No.: 3542464

QC Batch: WET/10825 Analysis Method: SM 2540C
QC Batch Method: SM 2540C Analysis Description: 2540C Total Dissolved Solids
Associated Lab Samples: 3542464001, 3542464002, 3542464003, 3542464004, 3542464005, 3542464006

METHOD BLANK: 286443 Matrix: Water
Associated Lab Samples: 3542464001, 3542464002, 3542464003, 3542464004, 3542464005, 3542464006

| Parameter | Units | Blank Result | Reporting Limit | Analyzed | Qualifiers |
|---|---|---|---|---|---|
| Total Dissolved Solids | mg/L | 5.0U | 5.0 | 11/08/11 09:43 | |

LABORATORY CONTROL SAMPLE: 286444

| Parameter | Units | Spike Conc. | LCS Result | LCS % Rec | % Rec Limits | Qualifiers |
|---|---|---|---|---|---|---|
| Total Dissolved Solids | mg/L | 300 | 283 | 94 | 90-110 | |

SAMPLE DUPLICATE: 286445

| Parameter | Units | 3542315001 Result | Dup Result | RPD | Max RPD | Qualifiers |
|---|---|---|---|---|---|---|
| Total Dissolved Solids | mg/L | 9860 | 9800 | .6 | 20 | |

SAMPLE DUPLICATE: 286446

| Parameter | Units | 3542325007 Result | Dup Result | RPD | Max RPD | Qualifiers |
|---|---|---|---|---|---|---|
| Total Dissolved Solids | mg/L | 61.0 | 59.0 | 3 | 20 | |

**Pace Analytical Services, Inc.**
8 East Tower Circle
Ormond Beach, FL 32174
(386)672-5668

# QUALITY CONTROL DATA

Project: Tomoka Semi-annual LF
Pace Project No.: 3542464

QC Batch: WET/10850 Analysis Method: SM 2540C
QC Batch Method: SM 2540C Analysis Description: 2540C Total Dissolved Solids
Associated Lab Samples: 3542464007, 3542464008, 3542464009

METHOD BLANK: 287356 Matrix: Water
Associated Lab Samples: 3542464007, 3542464008, 3542464009

| Parameter | Units | Blank Result | Reporting Limit | Analyzed | Qualifiers |
|---|---|---|---|---|---|
| Total Dissolved Solids | mg/L | 5.0U | 5.0 | 11/09/11 10:08 | |

LABORATORY CONTROL SAMPLE: 287357

| Parameter | Units | Spike Conc. | LCS Result | LCS % Rec | % Rec Limits | Qualifiers |
|---|---|---|---|---|---|---|
| Total Dissolved Solids | mg/L | 300 | 281 | 94 | 90-110 | |

SAMPLE DUPLICATE: 287358

| Parameter | Units | 3542528001 Result | Dup Result | RPD | Max RPD | Qualifiers |
|---|---|---|---|---|---|---|
| Total Dissolved Solids | mg/L | 371 | 377 | 2 | 20 | |

SAMPLE DUPLICATE: 287359

| Parameter | Units | 3542511002 Result | Dup Result | RPD | Max RPD | Qualifiers |
|---|---|---|---|---|---|---|
| Total Dissolved Solids | mg/L | 42.0 | 40.0 | 5 | 20 | |

**Pace Analytical Services, Inc.**
8 East Tower Circle
Ormond Beach, FL 32174
(386)672-5668

# QUALITY CONTROL DATA

Project: Tomoka Semi-annual LF
Pace Project No.: 3542464

QC Batch: WET/10849 Analysis Method: SM 2540D
QC Batch Method: SM 2540D Analysis Description: 2540D Total Suspended Solids
Associated Lab Samples: 3542464001, 3542464002, 3542464003, 3542464004, 3542464005, 3542464006, 3542464007, 3542464008, 3542464009

METHOD BLANK: 287348 Matrix: Water
Associated Lab Samples: 3542464001, 3542464002, 3542464003, 3542464004, 3542464005, 3542464006, 3542464007, 3542464008, 3542464009

| Parameter | Units | Blank Result | Reporting Limit | Analyzed | Qualifiers |
|---|---|---|---|---|---|
| Total Suspended Solids | mg/L | 5.0U | 5.0 | 11/09/11 11:00 | |

LABORATORY CONTROL SAMPLE: 287349

| Parameter | Units | Spike Conc. | LCS Result | LCS % Rec | % Rec Limits | Qualifiers |
|---|---|---|---|---|---|---|
| Total Suspended Solids | mg/L | 100 | 92.0 | 92 | 90-110 | |

SAMPLE DUPLICATE: 287351

| Parameter | Units | 3542464006 Result | Dup Result | RPD | Max RPD | Qualifiers |
|---|---|---|---|---|---|---|
| Total Suspended Solids | mg/L | 5.0U | 5.0U | | 20 | |

SAMPLE DUPLICATE: 288004

| Parameter | Units | 3542443001 Result | Dup Result | RPD | Max RPD | Qualifiers |
|---|---|---|---|---|---|---|
| Total Suspended Solids | mg/L | 8.0 | 7.5 | 6 | 20 | |

**Pace Analytical Services, Inc.**
8 East Tower Circle
Ormond Beach, FL 32174
(386)672-5668

# QUALITY CONTROL DATA

Project: Tomoka Semi-annual LF
Pace Project No.: 3542464

QC Batch: WET/10848 Analysis Method: SM 5210B
QC Batch Method: SM 5210B Analysis Description: 5210B BOD, 5 day
Associated Lab Samples: 3542464001, 3542464002, 3542464003, 3542464004, 3542464005, 3542464006, 3542464007, 3542464008, 3542464009

METHOD BLANK: 287316 Matrix: Water
Associated Lab Samples: 3542464001, 3542464002, 3542464003, 3542464004, 3542464005, 3542464006, 3542464007, 3542464008, 3542464009

| Parameter | Units | Blank Result | Reporting Limit | Analyzed | Qualifiers |
|---|---|---|---|---|---|
| BOD, 5 day | mg/L | 2.0U | 2.0 | 11/14/11 11:45 | |

LABORATORY CONTROL SAMPLE: 287317

| Parameter | Units | Spike Conc. | LCS Result | LCS % Rec | % Rec Limits | Qualifiers |
|---|---|---|---|---|---|---|
| BOD, 5 day | mg/L | 198 | 192 | 97 | 85-115 | |

SAMPLE DUPLICATE: 287318

| Parameter | Units | 3542439001 Result | Dup Result | RPD | Max RPD | Qualifiers |
|---|---|---|---|---|---|---|
| BOD, 5 day | mg/L | 2.6 | 2.7 | 3 | 20 | |

**Pace Analytical Services, Inc.**
8 East Tower Circle
Ormond Beach, FL 32174
(386)672-5668

# QUALITY CONTROL DATA

Project: Tomoka Semi-annual LF
Pace Project No.: 3542464

QC Batch: WET/10843 Analysis Method: SM10200
QC Batch Method: SM10200 Analysis Description: Chlorophyll & Pheophytin
Associated Lab Samples: 3542464001, 3542464002, 3542464003, 3542464004, 3542464005, 3542464006, 3542464007, 3542464008, 3542464009

METHOD BLANK: 287076 Matrix: Water
Associated Lab Samples: 3542464001, 3542464002, 3542464003, 3542464004, 3542464005, 3542464006, 3542464007, 3542464008, 3542464009

| Parameter | Units | Blank Result | Reporting Limit | Analyzed | Qualifiers |
|---|---|---|---|---|---|
| Chlorophyll a | ug/L | 1.0U | 1.0 | 11/15/11 15:03 | |

SAMPLE DUPLICATE: 287077

| Parameter | Units | 3542464001 Result | Dup Result | RPD | Max RPD | Qualifiers |
|---|---|---|---|---|---|---|
| Chlorophyll a | ug/L | 1.0U | 1.0U | | 40 | |

**Pace Analytical Services, Inc.**
8 East Tower Circle
Ormond Beach, FL 32174
(386)672-5668

# QUALITY CONTROL DATA

Project: Tomoka Semi-annual LF
Pace Project No.: 3542464

QC Batch: WETA/13249 Analysis Method: EPA 300.0
QC Batch Method: EPA 300.0 Analysis Description: 300.0 IC Anions
Associated Lab Samples: 3542464001, 3542464002, 3542464003, 3542464004, 3542464005, 3542464006, 3542464007, 3542464008, 3542464009

METHOD BLANK: 287081 Matrix: Water
Associated Lab Samples: 3542464001, 3542464002, 3542464003, 3542464004, 3542464005, 3542464006, 3542464007, 3542464008, 3542464009

| Parameter | Units | Blank Result | Reporting Limit | Analyzed | Qualifiers |
|---|---|---|---|---|---|
| Nitrate as N | mg/L | 0.025U | 0.050 | 11/08/11 09:38 | |

LABORATORY CONTROL SAMPLE: 287082

| Parameter | Units | Spike Conc. | LCS Result | LCS % Rec | % Rec Limits | Qualifiers |
|---|---|---|---|---|---|---|
| Nitrate as N | mg/L | 5 | 4.8 | 96 | 90-110 | |

MATRIX SPIKE & MATRIX SPIKE DUPLICATE: 287083 287084

| Parameter | Units | 3542511001 Result | MS Spike Conc. | MSD Spike Conc. | MS Result | MSD Result | MS % Rec | MSD % Rec | % Rec Limits | RPD | Max RPD | Qual |
|---|---|---|---|---|---|---|---|---|---|---|---|---|
| Nitrate as N | mg/L | 0.025U | 5 | 5 | 4.7 | 4.7 | 93 | 94 | 90-110 | .3 | 20 | |

MATRIX SPIKE & MATRIX SPIKE DUPLICATE: 287085 287086

| Parameter | Units | 3542511002 Result | MS Spike Conc. | MSD Spike Conc. | MS Result | MSD Result | MS % Rec | MSD % Rec | % Rec Limits | RPD | Max RPD | Qual |
|---|---|---|---|---|---|---|---|---|---|---|---|---|
| Nitrate as N | mg/L | 0.025U | 5 | 5 | 4.7 | 4.7 | 95 | 95 | 90-110 | .1 | 20 | |

**Pace Analytical Services, Inc.**
8 East Tower Circle
Ormond Beach, FL 32174
(386)672-5668

# QUALITY CONTROL DATA

Project: Tomoka Semi-annual LF
Pace Project No.: 3542464

QC Batch: WETA/13344 Analysis Method: EPA 350.1
QC Batch Method: EPA 350.1 Analysis Description: 350.1 Ammonia
Associated Lab Samples: 3542464001, 3542464002, 3542464003, 3542464004, 3542464005, 3542464006, 3542464007, 3542464008, 3542464009

METHOD BLANK: 290946 Matrix: Water
Associated Lab Samples: 3542464001, 3542464002, 3542464003, 3542464004, 3542464005, 3542464006, 3542464007, 3542464008, 3542464009

| Parameter | Units | Blank Result | Reporting Limit | Analyzed | Qualifiers |
|---|---|---|---|---|---|
| Nitrogen, Ammonia | mg/L | 0.020U | 0.050 | 11/15/11 10:25 | |

LABORATORY CONTROL SAMPLE: 290947

| Parameter | Units | Spike Conc. | LCS Result | LCS % Rec | % Rec Limits | Qualifiers |
|---|---|---|---|---|---|---|
| Nitrogen, Ammonia | mg/L | 1 | 0.97 | 97 | 90-110 | |

MATRIX SPIKE SAMPLE: 290949

| Parameter | Units | 3542464001 Result | Spike Conc. | MS Result | MS % Rec | % Rec Limits | Qualifiers |
|---|---|---|---|---|---|---|---|
| Nitrogen, Ammonia | mg/L | 0.020U | 1 | 0.97 | 97 | 90-110 | |

SAMPLE DUPLICATE: 290948

| Parameter | Units | 3542464001 Result | Dup Result | RPD | Max RPD | Qualifiers |
|---|---|---|---|---|---|---|
| Nitrogen, Ammonia | mg/L | 0.020U | 0.020U | | 20 | |

**Pace Analytical Services, Inc.**
8 East Tower Circle
Ormond Beach, FL 32174
(386)672-5668

# QUALITY CONTROL DATA

Project: Tomoka Semi-annual LF
Pace Project No.: 3542464

QC Batch: WETA/13237 Analysis Method: EPA 351.2
QC Batch Method: EPA 351.2 Analysis Description: 351.2 TKN
Associated Lab Samples: 3542464001, 3542464002, 3542464003, 3542464004, 3542464005, 3542464006, 3542464007, 3542464008, 3542464009

METHOD BLANK: 286582 Matrix: Water
Associated Lab Samples: 3542464001, 3542464002, 3542464003, 3542464004, 3542464005, 3542464006, 3542464007, 3542464008, 3542464009

| Parameter | Units | Blank Result | Reporting Limit | Analyzed | Qualifiers |
|---|---|---|---|---|---|
| Nitrogen, Kjeldahl, Total | mg/L | 0.086U | 0.50 | 11/09/11 12:13 | |

LABORATORY CONTROL SAMPLE: 286583

| Parameter | Units | Spike Conc. | LCS Result | LCS % Rec | % Rec Limits | Qualifiers |
|---|---|---|---|---|---|---|
| Nitrogen, Kjeldahl, Total | mg/L | 20 | 21.5 | 108 | 90-110 | |

MATRIX SPIKE SAMPLE: 286585

| Parameter | Units | 3542484003 Result | Spike Conc. | MS Result | MS % Rec | % Rec Limits | Qualifiers |
|---|---|---|---|---|---|---|---|
| Nitrogen, Kjeldahl, Total | mg/L | 0.73 | 20 | 22.5 | 109 | 90-110 | |

SAMPLE DUPLICATE: 286584

| Parameter | Units | 3542484003 Result | Dup Result | RPD | Max RPD | Qualifiers |
|---|---|---|---|---|---|---|
| Nitrogen, Kjeldahl, Total | mg/L | 0.73 | 0.72 | .6 | 20 | |

**Pace Analytical Services, Inc.**
8 East Tower Circle
Ormond Beach, FL 32174
(386)672-5668

# QUALITY CONTROL DATA

Project: Tomoka Semi-annual LF
Pace Project No.: 3542464

QC Batch: WETA/13227 | Analysis Method: EPA 353.2
QC Batch Method: EPA 353.2 | Analysis Description: 353.2 Nitrate + Nitrite, preserved
Associated Lab Samples: 3542464001, 3542464002, 3542464003, 3542464004, 3542464005, 3542464006, 3542464007, 3542464008, 3542464009

METHOD BLANK: 286447 | Matrix: Water
Associated Lab Samples: 3542464001, 3542464002, 3542464003, 3542464004, 3542464005, 3542464006, 3542464007, 3542464008, 3542464009

| Parameter | Units | Blank Result | Reporting Limit | Analyzed | Qualifiers |
|---|---|---|---|---|---|
| Nitrogen, NO2 plus NO3 | mg/L | 0.025U | 0.050 | 11/08/11 10:11 | |

LABORATORY CONTROL SAMPLE: 286448

| Parameter | Units | Spike Conc. | LCS Result | LCS % Rec | % Rec Limits | Qualifiers |
|---|---|---|---|---|---|---|
| Nitrogen, NO2 plus NO3 | mg/L | 2 | 1.9 | 93 | 90-110 | |

MATRIX SPIKE SAMPLE: 286450

| Parameter | Units | 3542325002 Result | Spike Conc. | MS Result | MS % Rec | % Rec Limits | Qualifiers |
|---|---|---|---|---|---|---|---|
| Nitrogen, NO2 plus NO3 | mg/L | 0.025U | 2 | 2.2 | 108 | 80-120 | |

SAMPLE DUPLICATE: 286449

| Parameter | Units | 3542325002 Result | Dup Result | RPD | Max RPD | Qualifiers |
|---|---|---|---|---|---|---|
| Nitrogen, NO2 plus NO3 | mg/L | 0.025U | 0.096 | | 20 | |

**Pace Analytical Services, Inc.**
8 East Tower Circle
Ormond Beach, FL 32174
(386)672-5668

# QUALITY CONTROL DATA

Project: Tomoka Semi-annual LF
Pace Project No.: 3542464

QC Batch: WETA/13238 Analysis Method: EPA 365.4
QC Batch Method: EPA 365.4 Analysis Description: 365.4 Phosphorus
Associated Lab Samples: 3542464001, 3542464002, 3542464003, 3542464004, 3542464005, 3542464006, 3542464007, 3542464008, 3542464009

METHOD BLANK: 286589 Matrix: Water
Associated Lab Samples: 3542464001, 3542464002, 3542464003, 3542464004, 3542464005, 3542464006, 3542464007, 3542464008, 3542464009

| Parameter | Units | Blank Result | Reporting Limit | Analyzed | Qualifiers |
|---|---|---|---|---|---|
| Phosphorus, Total (as P) | mg/L | 0.050U | 0.10 | 11/09/11 12:54 | |

LABORATORY CONTROL SAMPLE: 286590

| Parameter | Units | Spike Conc. | LCS Result | LCS % Rec | % Rec Limits | Qualifiers |
|---|---|---|---|---|---|---|
| Phosphorus, Total (as P) | mg/L | 4 | 4.0 | 100 | 90-110 | |

MATRIX SPIKE SAMPLE: 286592

| Parameter | Units | 3542484003 Result | Spike Conc. | MS Result | MS % Rec | % Rec Limits | Qualifiers |
|---|---|---|---|---|---|---|---|
| Phosphorus, Total (as P) | mg/L | 0.050U | 4 | 4.0 | 100 | 80-120 | |

SAMPLE DUPLICATE: 286591

| Parameter | Units | 3542484003 Result | Dup Result | RPD | Max RPD | Qualifiers |
|---|---|---|---|---|---|---|
| Phosphorus, Total (as P) | mg/L | 0.050U | 0.050U | | 20 | |

**Pace Analytical Services, Inc.**
8 East Tower Circle
Ormond Beach, FL 32174
(386)672-5668

# QUALITY CONTROL DATA

Project: Tomoka Semi-annual LF
Pace Project No.: 3542464

QC Batch: WETA/13246 Analysis Method: EPA 410.4
QC Batch Method: EPA 410.4 Analysis Description: 410.4 COD
Associated Lab Samples: 3542464001, 3542464002, 3542464003, 3542464004, 3542464005, 3542464006, 3542464007, 3542464008, 3542464009

METHOD BLANK: 286746 Matrix: Water
Associated Lab Samples: 3542464001, 3542464002, 3542464003, 3542464004, 3542464005, 3542464006, 3542464007, 3542464008, 3542464009

| Parameter | Units | Blank Result | Reporting Limit | Analyzed | Qualifiers |
|---|---|---|---|---|---|
| Chemical Oxygen Demand | mg/L | 12.5U | 20.0 | 11/08/11 14:42 | |

LABORATORY CONTROL SAMPLE: 286747

| Parameter | Units | Spike Conc. | LCS Result | LCS % Rec | % Rec Limits | Qualifiers |
|---|---|---|---|---|---|---|
| Chemical Oxygen Demand | mg/L | 500 | 516 | 103 | 90-110 | |

MATRIX SPIKE SAMPLE: 286749

| Parameter | Units | 3542483001 Result | Spike Conc. | MS Result | MS % Rec | % Rec Limits | Qualifiers |
|---|---|---|---|---|---|---|---|
| Chemical Oxygen Demand | mg/L | 41.9 | 500 | 517 | 95 | 90-110 | |

SAMPLE DUPLICATE: 286748

| Parameter | Units | 3542483001 Result | Dup Result | RPD | Max RPD | Qualifiers |
|---|---|---|---|---|---|---|
| Chemical Oxygen Demand | mg/L | 41.9 | 47.9 | 13 | 20 | |

**Pace Analytical Services, Inc.**
8 East Tower Circle
Ormond Beach, FL 32174
(386)672-5668

# QUALITY CONTROL DATA

Project: Tomoka Semi-annual LF
Pace Project No.: 3542464

QC Batch: WETA/13225 | Analysis Method: SM 5310B
QC Batch Method: SM 5310B | Analysis Description: 5310B TOC
Associated Lab Samples: 3542464001

METHOD BLANK: 286393 | Matrix: Water
Associated Lab Samples: 3542464001

| Parameter | Units | Blank Result | Reporting Limit | Analyzed | Qualifiers |
|---|---|---|---|---|---|
| Total Organic Carbon | mg/L | 0.50U | 1.0 | 11/09/11 07:06 | |

LABORATORY CONTROL SAMPLE: 286394

| Parameter | Units | Spike Conc. | LCS Result | LCS % Rec | % Rec Limits | Qualifiers |
|---|---|---|---|---|---|---|
| Total Organic Carbon | mg/L | 20 | 21.0 | 105 | 90-110 | |

MATRIX SPIKE SAMPLE: 286396

| Parameter | Units | 3542361036 Result | Spike Conc. | MS Result | MS % Rec | % Rec Limits | Qualifiers |
|---|---|---|---|---|---|---|---|
| Total Organic Carbon | mg/L | 2.5 | 20 | 27.1 | 123 | 80-120 | |

MATRIX SPIKE SAMPLE: 286398

| Parameter | Units | 3542503002 Result | Spike Conc. | MS Result | MS % Rec | % Rec Limits | Qualifiers |
|---|---|---|---|---|---|---|---|
| Total Organic Carbon | mg/L | 7.0 | 20 | 31.8 | 124 | 80-120 | |

SAMPLE DUPLICATE: 286395

| Parameter | Units | 3542361036 Result | Dup Result | RPD | Max RPD | Qualifiers |
|---|---|---|---|---|---|---|
| Total Organic Carbon | mg/L | 2.5 | 2.6 | 6 | 20 | |

SAMPLE DUPLICATE: 286397

| Parameter | Units | 3542503002 Result | Dup Result | RPD | Max RPD | Qualifiers |
|---|---|---|---|---|---|---|
| Total Organic Carbon | mg/L | 7.0 | 8.0 | 14 | 20 | |

**Pace Analytical Services, Inc.**
8 East Tower Circle
Ormond Beach, FL 32174
(386)672-5668

# QUALITY CONTROL DATA

Project: Tomoka Semi-annual LF
Pace Project No.: 3542464

QC Batch: WETA/13292 Analysis Method: SM 5310B
QC Batch Method: SM 5310B Analysis Description: 5310B TOC
Associated Lab Samples: 3542464002, 3542464003, 3542464004, 3542464005, 3542464006, 3542464007, 3542464008, 3542464009

METHOD BLANK: 288656 Matrix: Water
Associated Lab Samples: 3542464002, 3542464003, 3542464004, 3542464005, 3542464006, 3542464007, 3542464008, 3542464009

| Parameter | Units | Blank Result | Reporting Limit | Analyzed | Qualifiers |
|---|---|---|---|---|---|
| Total Organic Carbon | mg/L | 0.50U | 1.0 | 11/10/11 17:47 | |

LABORATORY CONTROL SAMPLE: 288657

| Parameter | Units | Spike Conc. | LCS Result | LCS % Rec | % Rec Limits | Qualifiers |
|---|---|---|---|---|---|---|
| Total Organic Carbon | mg/L | 20 | 20.2 | 101 | 90-110 | |

MATRIX SPIKE SAMPLE: 288659

| Parameter | Units | 3542308002 Result | Spike Conc. | MS Result | MS % Rec | % Rec Limits | Qualifiers |
|---|---|---|---|---|---|---|---|
| Total Organic Carbon | mg/L | 0.50U | 20 | 21.1 | 105 | 80-120 | |

MATRIX SPIKE SAMPLE: 288661

| Parameter | Units | 3542527010 Result | Spike Conc. | MS Result | MS % Rec | % Rec Limits | Qualifiers |
|---|---|---|---|---|---|---|---|
| Total Organic Carbon | mg/L | 0.50U | 20 | 20.8 | 104 | 80-120 | |

SAMPLE DUPLICATE: 288658

| Parameter | Units | 3542308002 Result | Dup Result | RPD | Max RPD | Qualifiers |
|---|---|---|---|---|---|---|
| Total Organic Carbon | mg/L | 0.50U | 0.50U | | 20 | |

SAMPLE DUPLICATE: 288660

| Parameter | Units | 3542527010 Result | Dup Result | RPD | Max RPD | Qualifiers |
|---|---|---|---|---|---|---|
| Total Organic Carbon | mg/L | 0.50U | 0.50U | | 20 | |

**Pace Analytical Services, Inc.**
8 East Tower Circle
Ormond Beach, FL 32174
(386)672-5668

# QUALIFIERS

Project: Tomoka Semi-annual LF
Pace Project No.: 3542464

## DEFINITIONS

DF - Dilution Factor, if reported, represents the factor applied to the reported data due to changes in sample preparation, dilution of the sample aliquot, or moisture content.

ND - Not Detected at or above adjusted reporting limit.

MDL - Adjusted Method Detection Limit.

S - Surrogate

1,2-Diphenylhydrazine (8270 listed analyte) decomposes to Azobenzene.

Consistent with EPA guidelines, unrounded data are displayed and have been used to calculate % recovery and RPD values.

LCS(D) - Laboratory Control Sample (Duplicate)

MS(D) - Matrix Spike (Duplicate)

DUP - Sample Duplicate

RPD - Relative Percent Difference

NC - Not Calculable.

SG - Silica Gel - Clean-Up

U - Indicates the compound was analyzed for, but not detected.

N-Nitrosodiphenylamine decomposes and cannot be separated from Diphenylamine using Method 8270. The result reported for each analyte is a combined concentration.

Pace Analytical is TNI accredited. Contact your Pace PM for the current list of accredited analytes.

## LABORATORIES

| | |
|---|---|
| PASI-G | Pace Analytical Services - Green Bay |
| PASI-O | Pace Analytical Services - Ormond Beach |

## ANALYTE QUALIFIERS

| | |
|---|---|
| I | The reported value is between the laboratory method detection limit and the laboratory practical quantitation limit. |
| J(D6) | Estimated Value. The relative percent difference (RPD) between the sample and sample duplicate exceeded laboratory control limits. |
| J(L0) | Estimated Value. Analyte recovery in the laboratory control sample (LCS) was outside QC limits. |
| J(M0) | Estimated Value. Matrix spike recovery was outside laboratory control limits. |
| J(M1) | Estimated Value. Matrix spike recovery exceeded QC limits. Batch accepted based on laboratory control sample (LCS) recovery. |
| L3 | Analyte recovery in the laboratory control sample (LCS) exceeded QC limits. Analyte presence below reporting limits in associated samples. Results unaffected by high bias. |

Pace Analytical Services, Inc.
8 East Tower Circle
Ormond Beach, FL 32174
(386)672-5668

# QUALITY CONTROL DATA CROSS REFERENCE TABLE

Project: Tomoka Semi-annual LF
Pace Project No.: 3542464

| Lab ID | Sample ID | QC Batch Method | QC Batch | Analytical Method | Analytical Batch |
|---|---|---|---|---|---|
| **3542464001** | **Equipment Blank (11/7/11)** | EPA 1631E | CVFS/2854 | EPA 1631E | CVFS/2860 |
| **3542464002** | **SW-3** | EPA 1631E | CVFS/2854 | EPA 1631E | CVFS/2860 |
| **3542464003** | **SW-2** | EPA 1631E | CVFS/2854 | EPA 1631E | CVFS/2860 |
| **3542464004** | **SW-2 DUP** | EPA 1631E | CVFS/2854 | EPA 1631E | CVFS/2860 |
| **3542464005** | **SW-4** | EPA 1631E | CVFS/2854 | EPA 1631E | CVFS/2860 |
| **3542464006** | **SW-5** | EPA 1631E | CVFS/2854 | EPA 1631E | CVFS/2860 |
| **3542464007** | **SW-1** | EPA 1631E | CVFS/2854 | EPA 1631E | CVFS/2860 |
| **3542464008** | **SW-12** | EPA 1631E | CVFS/2854 | EPA 1631E | CVFS/2860 |
| **3542464009** | **SW-11** | EPA 1631E | CVFS/2854 | EPA 1631E | CVFS/2860 |
| **3542464002** | **SW-3** | | FLD/ | | |
| **3542464003** | **SW-2** | | FLD/ | | |
| **3542464004** | **SW-2 DUP** | | FLD/ | | |
| **3542464005** | **SW-4** | | FLD/ | | |
| **3542464006** | **SW-5** | | FLD/ | | |
| **3542464007** | **SW-1** | | FLD/ | | |
| **3542464008** | **SW-12** | | FLD/ | | |
| **3542464009** | **SW-11** | | FLD/ | | |
| **3542464001** | **Equipment Blank (11/7/11)** | EPA 8011 | OEXT/6345 | EPA 8011 | GCSV/4643 |
| **3542464002** | **SW-3** | EPA 8011 | OEXT/6345 | EPA 8011 | GCSV/4643 |
| **3542464003** | **SW-2** | EPA 8011 | OEXT/6345 | EPA 8011 | GCSV/4643 |
| **3542464004** | **SW-2 DUP** | EPA 8011 | OEXT/6345 | EPA 8011 | GCSV/4643 |
| **3542464005** | **SW-4** | EPA 8011 | OEXT/6345 | EPA 8011 | GCSV/4643 |
| **3542464006** | **SW-5** | EPA 8011 | OEXT/6345 | EPA 8011 | GCSV/4643 |
| **3542464007** | **SW-1** | EPA 8011 | OEXT/6345 | EPA 8011 | GCSV/4643 |
| **3542464008** | **SW-12** | EPA 8011 | OEXT/6345 | EPA 8011 | GCSV/4643 |
| **3542464009** | **SW-11** | EPA 8011 | OEXT/6345 | EPA 8011 | GCSV/4643 |
| **3542464001** | **Equipment Blank (11/7/11)** | EPA 3010 | MPRP/6359 | EPA 6010 | ICP/4393 |
| **3542464002** | **SW-3** | EPA 3010 | MPRP/6359 | EPA 6010 | ICP/4393 |
| **3542464003** | **SW-2** | EPA 3010 | MPRP/6359 | EPA 6010 | ICP/4393 |
| **3542464004** | **SW-2 DUP** | EPA 3010 | MPRP/6359 | EPA 6010 | ICP/4393 |
| **3542464005** | **SW-4** | EPA 3010 | MPRP/6359 | EPA 6010 | ICP/4393 |
| **3542464006** | **SW-5** | EPA 3010 | MPRP/6359 | EPA 6010 | ICP/4393 |
| **3542464007** | **SW-1** | EPA 3010 | MPRP/6359 | EPA 6010 | ICP/4393 |
| **3542464008** | **SW-12** | EPA 3010 | MPRP/6359 | EPA 6010 | ICP/4393 |
| **3542464009** | **SW-11** | EPA 3010 | MPRP/6359 | EPA 6010 | ICP/4393 |
| **3542464001** | **Equipment Blank (11/7/11)** | EPA 3010 | MPRP/6360 | EPA 6020 | ICPM/2823 |
| **3542464002** | **SW-3** | EPA 3010 | MPRP/6360 | EPA 6020 | ICPM/2823 |
| **3542464003** | **SW-2** | EPA 3010 | MPRP/6360 | EPA 6020 | ICPM/2823 |
| **3542464004** | **SW-2 DUP** | EPA 3010 | MPRP/6360 | EPA 6020 | ICPM/2823 |
| **3542464005** | **SW-4** | EPA 3010 | MPRP/6360 | EPA 6020 | ICPM/2823 |
| **3542464006** | **SW-5** | EPA 3010 | MPRP/6360 | EPA 6020 | ICPM/2823 |
| **3542464007** | **SW-1** | EPA 3010 | MPRP/6360 | EPA 6020 | ICPM/2823 |
| **3542464008** | **SW-12** | EPA 3010 | MPRP/6360 | EPA 6020 | ICPM/2823 |
| **3542464009** | **SW-11** | EPA 3010 | MPRP/6360 | EPA 6020 | ICPM/2823 |
| **3542464001** | **Equipment Blank (11/7/11)** | SM 9222D | MBIO/6788 | SM 9222D | MBIO/6789 |
| **3542464002** | **SW-3** | SM 9222D | MBIO/6788 | SM 9222D | MBIO/6789 |

Pace Analytical Services, Inc.
8 East Tower Circle
Ormond Beach, FL 32174
(386)672-5668

# QUALITY CONTROL DATA CROSS REFERENCE TABLE

Project: Tomoka Semi-annual LF
Pace Project No.: 3542464

| Lab ID | Sample ID | QC Batch Method | QC Batch | Analytical Method | Analytical Batch |
|---|---|---|---|---|---|
| **3542464003** | **SW-2** | SM 9222D | MBIO/6788 | SM 9222D | MBIO/6789 |
| **3542464004** | **SW-2 DUP** | SM 9222D | MBIO/6788 | SM 9222D | MBIO/6789 |
| **3542464005** | **SW-4** | SM 9222D | MBIO/6788 | SM 9222D | MBIO/6789 |
| **3542464006** | **SW-5** | SM 9222D | MBIO/6788 | SM 9222D | MBIO/6789 |
| **3542464007** | **SW-1** | SM 9222D | MBIO/6788 | SM 9222D | MBIO/6789 |
| **3542464008** | **SW-12** | SM 9222D | MBIO/6788 | SM 9222D | MBIO/6789 |
| **3542464009** | **SW-11** | SM 9222D | MBIO/6788 | SM 9222D | MBIO/6789 |
| **3542464001** | **Equipment Blank (11/7/11)** | EPA 8260 | MSV/4128 | | |
| **3542464002** | **SW-3** | EPA 8260 | MSV/4128 | | |
| **3542464003** | **SW-2** | EPA 8260 | MSV/4128 | | |
| **3542464004** | **SW-2 DUP** | EPA 8260 | MSV/4128 | | |
| **3542464005** | **SW-4** | EPA 8260 | MSV/4128 | | |
| **3542464006** | **SW-5** | EPA 8260 | MSV/4128 | | |
| **3542464007** | **SW-1** | EPA 8260 | MSV/4128 | | |
| **3542464008** | **SW-12** | EPA 8260 | MSV/4128 | | |
| **3542464009** | **SW-11** | EPA 8260 | MSV/4128 | | |
| **3542464010** | **Trip Blank (11/7/11)** | EPA 8260 | MSV/4128 | | |
| **3542464001** | **Equipment Blank (11/7/11)** | SM 2540C | WET/10825 | | |
| **3542464002** | **SW-3** | SM 2540C | WET/10825 | | |
| **3542464003** | **SW-2** | SM 2540C | WET/10825 | | |
| **3542464004** | **SW-2 DUP** | SM 2540C | WET/10825 | | |
| **3542464005** | **SW-4** | SM 2540C | WET/10825 | | |
| **3542464006** | **SW-5** | SM 2540C | WET/10825 | | |
| **3542464007** | **SW-1** | SM 2540C | WET/10850 | | |
| **3542464008** | **SW-12** | SM 2540C | WET/10850 | | |
| **3542464009** | **SW-11** | SM 2540C | WET/10850 | | |
| **3542464001** | **Equipment Blank (11/7/11)** | SM 2540D | WET/10849 | | |
| **3542464002** | **SW-3** | SM 2540D | WET/10849 | | |
| **3542464003** | **SW-2** | SM 2540D | WET/10849 | | |
| **3542464004** | **SW-2 DUP** | SM 2540D | WET/10849 | | |
| **3542464005** | **SW-4** | SM 2540D | WET/10849 | | |
| **3542464006** | **SW-5** | SM 2540D | WET/10849 | | |
| **3542464007** | **SW-1** | SM 2540D | WET/10849 | | |
| **3542464008** | **SW-12** | SM 2540D | WET/10849 | | |
| **3542464009** | **SW-11** | SM 2540D | WET/10849 | | |
| **3542464001** | **Equipment Blank (11/7/11)** | SM 5210B | WET/10848 | SM 5210B | WET/10910 |
| **3542464002** | **SW-3** | SM 5210B | WET/10848 | SM 5210B | WET/10910 |
| **3542464003** | **SW-2** | SM 5210B | WET/10848 | SM 5210B | WET/10910 |
| **3542464004** | **SW-2 DUP** | SM 5210B | WET/10848 | SM 5210B | WET/10910 |
| **3542464005** | **SW-4** | SM 5210B | WET/10848 | SM 5210B | WET/10910 |
| **3542464006** | **SW-5** | SM 5210B | WET/10848 | SM 5210B | WET/10910 |
| **3542464007** | **SW-1** | SM 5210B | WET/10848 | SM 5210B | WET/10910 |
| **3542464008** | **SW-12** | SM 5210B | WET/10848 | SM 5210B | WET/10910 |
| **3542464009** | **SW-11** | SM 5210B | WET/10848 | SM 5210B | WET/10910 |
| **3542464001** | **Equipment Blank (11/7/11)** | SM10200 | WET/10843 | SM10200 | WET/10949 |
| **3542464002** | **SW-3** | SM10200 | WET/10843 | SM10200 | WET/10949 |

**Pace Analytical Services, Inc.**
8 East Tower Circle
Ormond Beach, FL 32174
(386)672-5668

# QUALITY CONTROL DATA CROSS REFERENCE TABLE

Project: Tomoka Semi-annual LF
Pace Project No.: 3542464

| Lab ID | Sample ID | QC Batch Method | QC Batch | Analytical Method | Analytical Batch |
|---|---|---|---|---|---|
| **3542464003** | **SW-2** | SM10200 | WET/10843 | SM10200 | WET/10949 |
| **3542464004** | **SW-2 DUP** | SM10200 | WET/10843 | SM10200 | WET/10949 |
| **3542464005** | **SW-4** | SM10200 | WET/10843 | SM10200 | WET/10949 |
| **3542464006** | **SW-5** | SM10200 | WET/10843 | SM10200 | WET/10949 |
| **3542464007** | **SW-1** | SM10200 | WET/10843 | SM10200 | WET/10949 |
| **3542464008** | **SW-12** | SM10200 | WET/10843 | SM10200 | WET/10949 |
| **3542464009** | **SW-11** | SM10200 | WET/10843 | SM10200 | WET/10949 |
| **3542464001** | **Equipment Blank (11/7/11)** | TKN+NOx Calculation | WET/10946 | | |
| **3542464002** | **SW-3** | TKN+NOx Calculation | WET/10946 | | |
| **3542464003** | **SW-2** | TKN+NOx Calculation | WET/10946 | | |
| **3542464004** | **SW-2 DUP** | TKN+NOx Calculation | WET/10946 | | |
| **3542464005** | **SW-4** | TKN+NOx Calculation | WET/10946 | | |
| **3542464006** | **SW-5** | TKN+NOx Calculation | WET/10946 | | |
| **3542464007** | **SW-1** | TKN+NOx Calculation | WET/10946 | | |
| **3542464008** | **SW-12** | TKN+NOx Calculation | WET/10946 | | |
| **3542464009** | **SW-11** | TKN+NOx Calculation | WET/10946 | | |
| **3542464001** | **Equipment Blank (11/7/11)** | EPA 300.0 | WETA/13249 | | |
| **3542464002** | **SW-3** | EPA 300.0 | WETA/13249 | | |
| **3542464003** | **SW-2** | EPA 300.0 | WETA/13249 | | |
| **3542464004** | **SW-2 DUP** | EPA 300.0 | WETA/13249 | | |
| **3542464005** | **SW-4** | EPA 300.0 | WETA/13249 | | |
| **3542464006** | **SW-5** | EPA 300.0 | WETA/13249 | | |
| **3542464007** | **SW-1** | EPA 300.0 | WETA/13249 | | |
| **3542464008** | **SW-12** | EPA 300.0 | WETA/13249 | | |
| **3542464009** | **SW-11** | EPA 300.0 | WETA/13249 | | |
| **3542464001** | **Equipment Blank (11/7/11)** | EPA 350.1 | WETA/13344 | | |
| **3542464002** | **SW-3** | EPA 350.1 | WETA/13344 | | |
| **3542464003** | **SW-2** | EPA 350.1 | WETA/13344 | | |
| **3542464004** | **SW-2 DUP** | EPA 350.1 | WETA/13344 | | |
| **3542464005** | **SW-4** | EPA 350.1 | WETA/13344 | | |
| **3542464006** | **SW-5** | EPA 350.1 | WETA/13344 | | |
| **3542464007** | **SW-1** | EPA 350.1 | WETA/13344 | | |
| **3542464008** | **SW-12** | EPA 350.1 | WETA/13344 | | |
| **3542464009** | **SW-11** | EPA 350.1 | WETA/13344 | | |
| **3542464001** | **Equipment Blank (11/7/11)** | EPA 351.2 | WETA/13237 | EPA 351.2 | WETA/13244 |
| **3542464002** | **SW-3** | EPA 351.2 | WETA/13237 | EPA 351.2 | WETA/13244 |
| **3542464003** | **SW-2** | EPA 351.2 | WETA/13237 | EPA 351.2 | WETA/13244 |
| **3542464004** | **SW-2 DUP** | EPA 351.2 | WETA/13237 | EPA 351.2 | WETA/13244 |
| **3542464005** | **SW-4** | EPA 351.2 | WETA/13237 | EPA 351.2 | WETA/13244 |
| **3542464006** | **SW-5** | EPA 351.2 | WETA/13237 | EPA 351.2 | WETA/13244 |
| **3542464007** | **SW-1** | EPA 351.2 | WETA/13237 | EPA 351.2 | WETA/13244 |
| **3542464008** | **SW-12** | EPA 351.2 | WETA/13237 | EPA 351.2 | WETA/13244 |
| **3542464009** | **SW-11** | EPA 351.2 | WETA/13237 | EPA 351.2 | WETA/13244 |
| **3542464001** | **Equipment Blank (11/7/11)** | EPA 353.2 | WETA/13227 | | |
| **3542464002** | **SW-3** | EPA 353.2 | WETA/13227 | | |
| **3542464003** | **SW-2** | EPA 353.2 | WETA/13227 | | |

**Pace Analytical Services, Inc.**
8 East Tower Circle
Ormond Beach, FL 32174
(386)672-5668

# QUALITY CONTROL DATA CROSS REFERENCE TABLE

Project: Tomoka Semi-annual LF
Pace Project No.: 3542464

| Lab ID | Sample ID | QC Batch Method | QC Batch | Analytical Method | Analytical Batch |
|---|---|---|---|---|---|
| **3542464004** | **SW-2 DUP** | EPA 353.2 | WETA/13227 | | |
| **3542464005** | **SW-4** | EPA 353.2 | WETA/13227 | | |
| **3542464006** | **SW-5** | EPA 353.2 | WETA/13227 | | |
| **3542464007** | **SW-1** | EPA 353.2 | WETA/13227 | | |
| **3542464008** | **SW-12** | EPA 353.2 | WETA/13227 | | |
| **3542464009** | **SW-11** | EPA 353.2 | WETA/13227 | | |
| **3542464001** | **Equipment Blank (11/7/11)** | EPA 365.4 | WETA/13238 | EPA 365.4 | WETA/13245 |
| **3542464002** | **SW-3** | EPA 365.4 | WETA/13238 | EPA 365.4 | WETA/13245 |
| **3542464003** | **SW-2** | EPA 365.4 | WETA/13238 | EPA 365.4 | WETA/13245 |
| **3542464004** | **SW-2 DUP** | EPA 365.4 | WETA/13238 | EPA 365.4 | WETA/13245 |
| **3542464005** | **SW-4** | EPA 365.4 | WETA/13238 | EPA 365.4 | WETA/13245 |
| **3542464006** | **SW-5** | EPA 365.4 | WETA/13238 | EPA 365.4 | WETA/13245 |
| **3542464007** | **SW-1** | EPA 365.4 | WETA/13238 | EPA 365.4 | WETA/13245 |
| **3542464008** | **SW-12** | EPA 365.4 | WETA/13238 | EPA 365.4 | WETA/13245 |
| **3542464009** | **SW-11** | EPA 365.4 | WETA/13238 | EPA 365.4 | WETA/13245 |
| **3542464001** | **Equipment Blank (11/7/11)** | EPA 410.4 | WETA/13246 | | |
| **3542464002** | **SW-3** | EPA 410.4 | WETA/13246 | | |
| **3542464003** | **SW-2** | EPA 410.4 | WETA/13246 | | |
| **3542464004** | **SW-2 DUP** | EPA 410.4 | WETA/13246 | | |
| **3542464005** | **SW-4** | EPA 410.4 | WETA/13246 | | |
| **3542464006** | **SW-5** | EPA 410.4 | WETA/13246 | | |
| **3542464007** | **SW-1** | EPA 410.4 | WETA/13246 | | |
| **3542464008** | **SW-12** | EPA 410.4 | WETA/13246 | | |
| **3542464009** | **SW-11** | EPA 410.4 | WETA/13246 | | |
| **3542464001** | **Equipment Blank (11/7/11)** | SM 5310B | WETA/13225 | | |
| **3542464002** | **SW-3** | SM 5310B | WETA/13292 | | |
| **3542464003** | **SW-2** | SM 5310B | WETA/13292 | | |
| **3542464004** | **SW-2 DUP** | SM 5310B | WETA/13292 | | |
| **3542464005** | **SW-4** | SM 5310B | WETA/13292 | | |
| **3542464006** | **SW-5** | SM 5310B | WETA/13292 | | |
| **3542464007** | **SW-1** | SM 5310B | WETA/13292 | | |
| **3542464008** | **SW-12** | SM 5310B | WETA/13292 | | |
| **3542464009** | **SW-11** | SM 5310B | WETA/13292 | | |

Pace Analytical®
www.pacelabs.com

# CHAIN-OF-CUSTODY / Analytical Request Document

The Chain-of-Custody is a LEGAL DOCUMENT. All relevant fields must be completed accurately.

3542464

Page: 1 of 1

1424248

**Section A**
**Required** Client Information:

Company: Volusia County
Address: 1990 Tomoka Farms Rd
Daytona Beach, FL 32124
Email To:
Phone: Fax:
Requested Due Date/TAT:

**Section B**
**Required** Project Information:

Report To: Edward Fox Stirk
Copy To:
Purchase Order No.:
Project Name: Tomoka LF SW
Project Number:

**Section C**
Invoice Information:

Attention:
Company Name:
Address:
Pace Quote Reference:
Pace Project Manager:
Pace Profile #:

**REGULATORY AGENCY**

☐ NPDES ☐ GROUND WATER ☐ DRINKING WATER
☐ UST ☐ RCRA ☐ OTHER _____

Site Location STATE: FL

**Section D**
**Required** Client Information

**Matrix Codes**
MATRIX / CODE

| | |
|---|---|
| Drinking Water | DW |
| Water | WT |
| Waste Water | WW |
| Product | P |
| Soil/Solid | SL |
| Oil | OL |
| Wipe | WP |
| Air | AR |
| Tissue | TS |
| Other | OT |

**SAMPLE ID**
(A-Z, 0-9 / ,-)
Sample IDs MUST BE UNIQUE

Requested Analysis Filtered (Y/N)

| ITEM # | SAMPLE ID | MATRIX CODE (see valid codes to left) | SAMPLE TYPE (G=GRAB C=COMP) | COLLECTED COMPOSITE START DATE | COLLECTED COMPOSITE START TIME | COLLECTED COMPOSITE END/GRAB DATE | COLLECTED COMPOSITE END/GRAB TIME | SAMPLE TEMP AT COLLECTION | # OF CONTAINERS | Preservatives: Unpreserved | $H_2SO_4$ | $HNO_3$ | HCl | NaOH | $Na_2S_2O_3$ | Methanol | Other | Analysis Test (Y/N) | BTEX VOC | SOIL VOC | GOLD METALS | NH3, COD, TP, TN | BOD, TSS, TDS, NITRATE | TOC | CHLOROPHYLL A | FECAL COLIFORM | 1631 LLHg | Residual Chlorine (Y/N) | Pace Project No./ Lab I.D. |
|---|---|---|---|---|---|---|---|---|---|---|---|---|---|---|---|---|---|---|---|---|---|---|---|---|---|---|---|---|---|
| 1 | EQ | SW | 6 | | | 11/7/11 | 0945 | | ~~13~~ 14 | 7 | 1 | 1 | 5 | | | | | | 3 | 2 | 1 | 1 | 1 | 2 | 2 | 1 | 1 | | |
| 2 | SW-3 | | | | | | 1000 | | | | | | | | | | | | | | | | | | | | | | |
| 3 | SW-2 | | | | | | 1025 | | | | | | | | | | | | | | | | | | | | | | |
| 4 | DUP | | | | | | 1025 | | | | | | | | | | | | | | | | | | | | | | |
| 5 | SW-4 | | | | | | 1100 | | | | | | | | | | | | | | | | | | | | | | |
| 6 | SW-5 | | | | | | 1140 | | | | | | | | | | | | | | | | | | | | | | |
| 7 | SW-1 | | | | | | 1215 | | | | | | | | | | | | | | | | | | | | | | |
| 8 | SW-12 | | | | | | 1245 | | | | | | | | | | | | | | | | | | | | | | |
| 9 | SW-11 | SW | 6 | | | 11/7/11 | 1320 | | 14 | 7 | 1 | 1 | 5 | | | | | | 3 | 2 | 1 | 1 | 1 | 2 | 2 | 1 | 1 | | |
| 10 | | | | | | | | | | | | | | | | | | | | | | | | | | | | | |
| 11 | TRIP BLANKS | | | | | | | | 2 | | | | 2 | | | | | | | | | | | | | | | | |
| 12 | | | | | | | | | | | | | | | | | | | | | | | | | | | | | |

| ADDITIONAL COMMENTS | RELINQUISHED BY / AFFILIATION | DATE | TIME | ACCEPTED BY / AFFILIATION | DATE | TIME | SAMPLE CONDITIONS |
|---|---|---|---|---|---|---|---|
| | [signature] | 11/7/11 | 1445 | DS [signature] | 11/7/11 | 1445 | 10.5 / 4 / TM |

ORIGINAL

**SAMPLER NAME AND SIGNATURE**

PRINT Name of SAMPLER: James Stockebridge
SIGNATURE of SAMPLER: [signature]
DATE Signed (MM/DD/YY): 11/7/11

| Temp in °C | Received on Ice (Y/N) | Custody Sealed Cooler (Y/N) | Samples Intact (Y/N) |
|---|---|---|---|
| | | | |

*Important Note: By signing this form you are accepting Pace's NET 30 day payment terms and agreeing to late charges of 1.5% per month for any invoices not paid within 30 days.

# Pace Analytical Field Sampling Log

| Site Name: Tomoka Landfill Semiannual SWs | | Site Location: Volusia County, FL |
|---|---|---|
| Well #: EQ | Sample ID: 3542464 | Date: 11/ 7 / 11 |

## PURGING DATA

YSI: 2697/2606

| Well Diameter: | Tubing Diameter: | Well Screen Interval Depth: Feet to | Static Depth to Water: | Sampling Device: Grab / Dippy |
|---|---|---|---|---|

Well Volume Purge: (Total Well Depth– Static Depth to Water) X Well Capacity= Well Volume

( - ) X 0.16 Gallons/Foot = Gallons

Equipment Volume Purge: Pump Volume + (Tubing Capacity X Tubing Length) + Flow Cell Volume= Equipment Volume

+( X )+ = Gallons

| Initial Pump or Tubing Depth in Well (Feet): | Final Pump or Tubing Depth in Well: | Purging Initiated At: | Purging Ended At: | Total Volume Purged (Gallons): |
|---|---|---|---|---|

| Time | Volume Purged (Gal) | CUMUL Volume Purged (Gal) | Purge Rate (gpm) | Depth to Water (Feet) | pH (Standard Units) | Temp. (°C) | Conductivity (µmhos/cm or µS/cm) | Dissolved Oxygen (circle mg/L or % saturation) | Turbidity (NTUs) | Color (Describe) | Odor (Describe) | ORP |
|---|---|---|---|---|---|---|---|---|---|---|---|---|
| 0945 | | | | | | | | | | | | |
| | | | | | | | | | | | | |
| | | | | | | | | | | | | |
| | | | | | | | | | | | | |
| | | | | | | | | | | | | |
| | | | | | | | | | | | | |
| | | | | | | | | | | | | |
| | | | | | | | | | | | | |
| | | | | | | | | | | | | |
| | | | | | | | | | | | | |

Well Capacity (Gallons Per Foot): **0.75"** = 0.02; **1"** = 0.04; **1.25"** = 0.06; **2"** = 0.16; **3"** = 0.37; **4"** = 0.65; **5"** = 1.02; **6"** = 1.47; **12"** = 5.88
**Tubing Inside DIA. Capacity** (Gal./Ft.): **1/8"** = 0.0006; **3/16"** = 0.0014; **1/4"** = 0.0026; **5/16"** = 0.004; **3/8"** = 0.006; **1/2"** = 0.010; **5/8"** = 0.016

## SAMPLING DATA

| Sampled By (Print) | Sampler(s) Signatures | Sampling Initiated At: | Sampling Ended At: |
|---|---|---|---|
| James Stockbridge / Pace | | 0945 | |

| Pump or Tubing Depth in Well (Feet): | Sample Pump Flow Rate (mL per minute): | Tubing Material Code: PE | Field Decontamination: [Yes] [No] | Field-Filtered: [Yes] [No] Filter Size: ___ µm | Duplicate: [Yes] [No] |
|---|---|---|---|---|---|

| Sample ID Code | # Containers | Material Code | Volume | Preservative Used | Total Volume Added in Field (mL) | Final pH | Intended Analysis and/or Method | Sampling Equipment Code |
|---|---|---|---|---|---|---|---|---|
| | | | | | | | | |
| | | | | | | | | |
| | | | | | | | | |
| | | | | | | | | |

**Weather Conditions**
[✓] Sunny
[ ] Partly Cloudy
[ ] Cloudy
Temperature: 64
Rain: [Yes] [No]
Wind Speed: 5-10
Wind Direction: W

[ ] **Surface Water** Taken From:
Total Depth:_____ [ ] Shore [ ] Surface
Type: [ ] Lake [ ] Stream [ ] Boat [ ] Mid-Depth
[ ] River [ ] Other _____ [ ] Bridge [ ] Bottom
[ ] Wading [ ] Other

[ ] **Waste Water:** Start Time _____ Finish Time _____
Sampling Point:_____ Volume:_____
[ ] Composite [ ] Grab
mL per: [ ] Hour [ ] ½ Hour [ ]

[ ] Soils/Sediment Sampling Point: Sample Depth: [ ] Composite [ ] Grab

[ ] Drum Waste Type: Layers [Yes] [No] [ ] Composite [ ] Grab

[ ] Other: Sampling Point: Sample Depth: [ ] Composite [ ] Grab

**Discharged Method [ ]Ground [ ]Barrel**

Field Notes: On Ice @ Bottles Preserved <2pH

**See Work Order/Bottle Order**

:\Field\Field Sheets

# Pace Analytical Field Sampling Log

| Site Name: Tomoka Landfill Semiannual SWs | Site Location: Volusia County, FL | |
|---|---|---|
| Well #: SW-3 | Sample ID: 3542464 | Date: 11/7/11 |

## PURGING DATA

*YSI: 2697/2606*

| Well Diameter: | Tubing Diameter: | Well Screen Interval Depth: Feet to | Static Depth to Water: | Sampling Device: **Grab** /Dipper |
|---|---|---|---|---|

Well Volume Purge: (Total Well Depth– Static Depth to Water) X Well Capacity= Well Volume

( - ) X 0.16 Gallons/Foot = Gallons

Equipment Volume Purge: Pump Volume + (Tubing Capacity X Tubing Length) + Flow Cell Volume= Equipment Volume

+( X )+ = Gallons

| Initial Pump or Tubing Depth in Well (Feet): | Final Pump or Tubing Depth in Well: | Purging Initiated At: | Purging Ended At: | Total Volume Purged (Gallons): |
|---|---|---|---|---|

| Time | Volume Purged (Gal) | CUMUL Volume Purged (Gal) | Purge Rate (gpm) | Depth to Water (Feet) | pH (Standard Units) | Temp. (°C) | Conductivity (µmhos/cm or µS/cm) | Dissolved Oxygen (circle mg/L or % saturation) | Turbidity (NTUs) | Color (Describe) | Odor (Describe) | ORP |
|---|---|---|---|---|---|---|---|---|---|---|---|---|
| 1000 | | | | | 4.83 | 22.10 | 419 | 2.26 | 0.82 | Yellow | None | |
| | | | | | | | | | | | | |
| | | | | | | | | | | | | |
| | | | | | | | | | | | | |
| | | | | | | | | | | | | |
| | | | | | | | | | | | | |
| | | | | | | | | | | | | |
| | | | | | | | | | | | | |
| | | | | | | | | | | | | |
| | | | | | | | | | | | | |

Well Capacity (Gallons Per Foot): **0.75"** = 0.02; **1"** = 0.04; **1.25"** = 0.06; **2"** = 0.16; **3"** = 0.37; **4"** = 0.65; **5"** = 1.02; **6"** = 1.47; **12"** = 5.88
**Tubing Inside DIA. Capacity** (Gal./Ft.): **1/8"** = 0.0006; **3/16"** = 0.0014; **1/4"** = 0.0026; **5/16"** = 0.004; **3/8"** = 0.006; **1/2"** = 0.010; **5/8"** = 0.016

## SAMPLING DATA

| Sampled By (Print) | Sampler(s) Signatures | Sampling Initiated At: | Sampling Ended At: |
|---|---|---|---|
| James Stockbridge / Pace | | 1000 | |

| Pump or Tubing Depth in Well (Feet): | Sample Pump Flow Rate (mL per minute): | Tubing Material Code: PE | Field Decontamination: [Yes] [No] | Field-Filtered: [Yes] [No] Filter Size: ____µm | Duplicate: [Yes] [No] |
|---|---|---|---|---|---|

| Sample ID Code | # Containers | Material Code | Volume | Preservative Used | Total Volume Added in Field (mL) | Final pH | Intended Analysis and/or Method | Sampling Equipment Code |
|---|---|---|---|---|---|---|---|---|
| | | | | | | | | |
| | | | | | | | | |
| | | | | | | | | |
| | | | | | | | | |

**Weather Conditions**
[✓] Sunny
[ ] Partly Cloudy
[ ] Cloudy
Temperature: 64
Rain: [Yes] [No]
Wind Speed: 5-10
Wind Direction: W

[✓] **Surface Water** Taken From:
Total Depth:_____ [✓] Shore [✓] Surface
Type: [ ] Lake [✓] Stream [ ] Boat [ ] Mid-Depth
[ ] River [ ] Other _____ [ ] Bridge [ ] Bottom
Sheen NO [ ] Wading [ ] Other

[ ] **Waste Water:** Start Time _____ Finish Time _____
Sampling Point:_____ Volume:_____
[ ] Composite [ ] Grab
mL per: [ ] Hour [ ] ½ Hour [ ]

[ ] Soils/Sediment Sampling Point: Sample Depth: [ ] Composite [ ] Grab

[ ] Drum Waste Type: Layers [Yes] [No] [ ] Composite [ ] Grab

[ ] Other: Sampling Point: Sample Depth: [ ] Composite [ ] Grab

**Discharged Method** [ ]**Ground** [ ]**Barrel**

Field Notes: STAFF GAUGE 1.94 On Ice @ Bottles Preserved <2pH

\Field\Field Sheets

**See Work Order/Bottle Order**

# Pace Analytical Field Sampling Log

| Site Name: Tomoka Landfill Semiannual SWs | Site Location: Volusia County, FL | |
|---|---|---|
| Well #: SLO-2/DOP | Sample ID: 3542464 | Date: 11/7/11 |

## PURGING DATA

YSI: 2697/2606

| Well Diameter: | Tubing Diameter: | Well Screen Interval Depth: Feet to | Static Depth to Water: | Sampling Device: Grab /Diffpump |
|---|---|---|---|---|

Well Volume Purge: (Total Well Depth– Static Depth to Water) X Well Capacity= Well Volume

( - ) X 0.16 Gallons/Foot = Gallons

Equipment Volume Purge: Pump Volume + (Tubing Capacity X Tubing Length) + Flow Cell Volume= Equipment Volume

+( X )+ = Gallons

| Initial Pump or Tubing Depth in Well (Feet): | Final Pump or Tubing Depth in Well: | Purging Initiated At: | Purging Ended At: | Total Volume Purged (Gallons): |
|---|---|---|---|---|

| Time | Volume Purged (Gal) | CUMUL Volume Purged (Gal) | Purge Rate (gpm) | Depth to Water (Feet) | pH (Standard Units) | Temp. (°C) | Conductivity (µmhos/cm or µS/cm) | Dissolved Oxygen (circle mg/L or % saturation) | Turbidity (NTUs) | Color (Describe) | Odor (Describe) | ORP |
|---|---|---|---|---|---|---|---|---|---|---|---|---|
| 1025 | | | | | 6.05 | 21.32 | 559 | 6.67 | 169 | Yellow | None | |
| | | | | | | | | | | | | |
| | | | | | | | | | | | | |
| | | | | | | | | | | | | |
| | | | | | | | | | | | | |
| | | | | | | | | | | | | |
| | | | | | | | | | | | | |
| | | | | | | | | | | | | |
| | | | | | | | | | | | | |
| | | | | | | | | | | | | |

Well Capacity (Gallons Per Foot): 0.75" = 0.02; 1" = 0.04; 1.25" = 0.06; 2" = 0.16; 3" = 0.37; 4" = 0.65; 5" = 1.02; 6" = 1.47; 12" = 5.88
Tubing Inside DIA. Capacity (Gal./Ft.): 1/8" = 0.0006; 3/16" = 0.0014; 1/4" = 0.0026; 5/16" = 0.004; 3/8" = 0.006; 1/2" = 0.010; 5/8" = 0.016

## SAMPLING DATA

| Sampled By (Print) | Sampler(s) Signatures | Sampling Initiated At: | Sampling Ended At: |
|---|---|---|---|
| James Stockbridge / Pace | | 1025 | |

| Pump or Tubing Depth in Well (Feet): | Sample Pump Flow Rate (mL per minute): | Tubing Material Code: PE | Field Decontamination: [Yes] [No] | Field-Filtered: [Yes] [No] Filter Size: ___ µm | Duplicate: [Yes] [No] |
|---|---|---|---|---|---|

| Sample ID Code | # Containers | Material Code | Volume | Preservative Used | Total Volume Added in Field (mL) | Final pH | Intended Analysis and/or Method | Sampling Equipment Code |
|---|---|---|---|---|---|---|---|---|
| | | | | | | | | |
| | | | | | | | | |
| | | | | | | | | |
| | | | | | | | | |

**Weather Conditions**
[x] Sunny
[ ] Partly Cloudy
[ ] Cloudy
Temperature: 60s
Rain: [Yes] [No]
Wind Speed: 5-10
Wind Direction: W

[x] Surface Water — Taken From: [x] Shore [x] Surface
Total Depth:____ Type: [ ] Lake [x] Stream [ ] River [ ] Other ____ [ ] Boat [ ] Mid-Depth [ ] Bridge [ ] Bottom [ ] Wading [ ] Other
Stream 20

[ ] Waste Water: Start Time ____ Finish Time ____ Sampling Point:____ Volume:____ [ ] Composite [ ] Grab mL per: [ ] Hour [ ] ½ Hour [ ]

[ ] Soils/Sediment Sampling Point: Sample Depth: [ ] Composite [ ] Grab

[ ] Drum Waste Type: Layers [Yes] [No] [ ] Composite [ ] Grab

[ ] Other: Sampling Point: Sample Depth: [ ] Composite [ ] Grab

**Discharged Method** [ ]Ground [ ]Barrel

Field Notes: Staff Gauge 2.90 On Ice @ Bottles Preserved <2pH

**See Work Order/Bottle Order**

# Pace Analytical Field Sampling Log

| Site Name: Tomoka Landfill Semiannual SWs | | Site Location: Volusia County, FL |
|---|---|---|
| Well #: SW-4 | Sample ID: 3542464 | Date: 11/-/11 |

## PURGING DATA

YSI: 2697/2606

| Well Diameter: | Tubing Diameter: | Well Screen Interval Depth: Feet to | Static Depth to Water: | Sampling Device: Grab / Dipper |
|---|---|---|---|---|

Well Volume Purge: (Total Well Depth– Static Depth to Water) X Well Capacity= Well Volume

( - ) X 0.16 Gallons/Foot = Gallons

Equipment Volume Purge: Pump Volume + (Tubing Capacity X Tubing Length) + Flow Cell Volume= Equipment Volume

+( X )+ = Gallons

| Initial Pump or Tubing Depth in Well (Feet): | Final Pump or Tubing Depth in Well: | Purging Initiated At: | Purging Ended At: | Total Volume Purged (Gallons): |
|---|---|---|---|---|

| Time | Volume Purged (Gal) | CUMUL Volume Purged (Gal) | Purge Rate (gpm) | Depth to Water (Feet) | pH (Standard Units) | Temp. (°C) | Conductivity (µmhos/cm or µS/cm) | Dissolved Oxygen (circle mg/L or % saturation) | Turbidity (NTUs) | Color (Describe) | Odor (Describe) | ORP |
|---|---|---|---|---|---|---|---|---|---|---|---|---|
| 1100 | | | | | 6.85 | 22.01 | 531 | 2.21 | 139 | Yellow | Yes | |
| | | | | | | | | | | | | |
| | | | | | | | | | | | | |
| | | | | | | | | | | | | |
| | | | | | | | | | | | | |
| | | | | | | | | | | | | |
| | | | | | | | | | | | | |
| | | | | | | | | | | | | |
| | | | | | | | | | | | | |
| | | | | | | | | | | | | |

Well Capacity (Gallons Per Foot): 0.75" = 0.02; 1" = 0.04; 1.25" = 0.06; 2" = 0.16; 3" = 0.37; 4" = 0.65; 5" = 1.02; 6" = 1.47; 12" = 5.88
Tubing Inside DIA. Capacity (Gal./Ft.): 1/8" = 0.0006; 3/16" = 0.0014; 1/4" = 0.0026; 5/16" = 0.004; 3/8" = 0.006; 1/2" = 0.010; 5/8" = 0.016

## SAMPLING DATA

| Sampled By (Print) | Sampler(s) Signatures | Sampling Initiated At: | Sampling Ended At: |
|---|---|---|---|
| James Stockbridge / Pace | | 1100 | |

| Pump or Tubing Depth in Well (Feet): | Sample Pump Flow Rate (mL per minute): | Tubing Material Code: | Field Decontamination: | Field-Filtered: | Duplicate: |
|---|---|---|---|---|---|
| | | PE | [Yes] [No] | [Yes] [No] Filter Size: ___ µm | [Yes] [No] |

| Sample ID Code | # Containers | Material Code | Volume | Preservative Used | Total Volume Added in Field (mL) | Final pH | Intended Analysis and/or Method | Sampling Equipment Code |
|---|---|---|---|---|---|---|---|---|
| | | | | | | | | |
| | | | | | | | | |
| | | | | | | | | |
| | | | | | | | | |

**Weather Conditions**
[✓] Sunny
[ ] Partly Cloudy
[ ] Cloudy
Temperature: 67
Rain: [Yes] [No]
Wind Speed: 5-10
Wind Direction: W

[✓] **Surface Water** Taken From:
Total Depth:_____ [✓] Shore [✓] Surface
Type: [ ] Lake [✓] Stream [ ] Boat [ ] Mid-Depth
[ ] River [ ] Other_____ [ ] Bridge [ ] Bottom
Stream Yes [ ] Wading [ ] Other

[ ] **Waste Water**: Start Time _____ Finish Time _____
Sampling Point:_____ Volume:_____
[ ] Composite [ ] Grab
mL per: [ ] Hour [ ] ½ Hour [ ]

[ ] Soils/Sediment Sampling Point: Sample Depth: [ ] Composite [ ] Grab

[ ] Drum Waste Type: Layers [Yes] [No] [ ] Composite [ ] Grab

[ ] Other: Sampling Point: Sample Depth: [ ] Composite [ ] Grab

**Discharged Method** [ ]**Ground** [ ]**Barrel**

Field Notes: Smaff Gunge 1.15 On Ice @ Bottles Preserved <2pH
Oily Stream.

**See Work Order/Bottle Order**

:\Field\Field Sheets

# Pace Analytical Field Sampling Log

| Site Name: Tomoka Landfill Semiannual SWs | | Site Location: Volusia County, FL |
|---|---|---|
| Well #: SW-5 | Sample ID: 3542464 | Date: 11/ 7/ 11 |

## PURGING DATA

YSI: 2697/2606

| Well Diameter: | Tubing Diameter: | Well Screen Interval Depth: Feet to | Static Depth to Water: | Sampling Device: Grab / Dipper |
|---|---|---|---|---|

Well Volume Purge: (Total Well Depth– Static Depth to Water) X Well Capacity= Well Volume

( - ) X 0.16 Gallons/Foot = Gallons

Equipment Volume Purge: Pump Volume + (Tubing Capacity X Tubing Length) + Flow Cell Volume= Equipment Volume

+( X )+ = Gallons

| Initial Pump or Tubing Depth in Well (Feet): | Final Pump or Tubing Depth in Well: | Purging Initiated At: | Purging Ended At: | Total Volume Purged (Gallons): |
|---|---|---|---|---|

| Time | Volume Purged (Gal) | CUMUL Volume Purged (Gal) | Purge Rate (gpm) | Depth to Water (Feet) | pH (Standard Units) | Temp. (°C) | Conductivity (µmhos/cm or mS/cm) | Dissolved Oxygen (circle mg/L or % saturation) | Turbidity (NTUs) | Color (Describe) | Odor (Describe) | ORP |
|---|---|---|---|---|---|---|---|---|---|---|---|---|
| 1140 | | | | | 5.94 | 21.89 | 574 | 8.76 | 2.23 | Yellow | None | |
| | | | | | | | | | | | | |
| | | | | | | | | | | | | |
| | | | | | | | | | | | | |
| | | | | | | | | | | | | |
| | | | | | | | | | | | | |
| | | | | | | | | | | | | |
| | | | | | | | | | | | | |
| | | | | | | | | | | | | |
| | | | | | | | | | | | | |

Well Capacity (Gallons Per Foot): 0.75" = 0.02; 1" = 0.04; 1.25" = 0.06; 2" = 0.16; 3" = 0.37; 4" = 0.65; 5" = 1.02; 6" = 1.47; 12" = 5.88
Tubing Inside DIA. Capacity (Gal./Ft.): 1/8" = 0.0006; 3/16" = 0.0014; 1/4" = 0.0026; 5/16" = 0.004; 3/8" = 0.006; 1/2" = 0.010; 5/8" = 0.016

## SAMPLING DATA

| Sampled By (Print) | Sampler(s) Signatures | Sampling Initiated At: | Sampling Ended At: |
|---|---|---|---|
| James Stockbridge / Pace | | 1140 | |

| Pump or Tubing Depth in Well (Feet): | Sample Pump Flow Rate (mL per minute): | Tubing Material Code: | Field Decontamination: | Field-Filtered: | Duplicate: |
|---|---|---|---|---|---|
| | | PE | [Yes] [No] | [Yes] [No] Filter Size: µm | [Yes] [No] |

| Sample ID Code | # Containers | Material Code | Volume | Preservative Used | Total Volume Added in Field (mL) | Final pH | Intended Analysis and/or Method | Sampling Equipment Code |
|---|---|---|---|---|---|---|---|---|
| | | | | | | | | |
| | | | | | | | | |
| | | | | | | | | |
| | | | | | | | | |

**Weather Conditions**
[✓] Sunny
[ ] Partly Cloudy
[ ] Cloudy
Temperature: 67
Rain: [Yes] [No]
Wind Speed: 10-15
Wind Direction: W

[✓] **Surface Water** Taken From: [✓] Shore [✓] Surface
Total Depth:_____ [ ] Boat [ ] Mid-Depth
Type: [ ] Lake [✓] Stream [ ] Bridge [ ] Bottom
[ ] River [ ] Other _____ [ ] Wading [ ] Other
Shallow ND

[ ] **Waste Water:** Start Time _____ Finish Time _____
Sampling Point:_____ Volume:_____
[ ] Composite [ ] Grab
mL per: [ ] Hour [ ] ½ Hour [ ]

[ ] Soils/Sediment Sampling Point: Sample Depth: [ ] Composite [ ] Grab

[ ] Drum Waste Type: Layers [Yes] [No] [ ] Composite [ ] Grab

[ ] Other: Sampling Point: Sample Depth: [ ] Composite [ ] Grab

**Discharged Method [ ]Ground [ ]Barrel**

Field Notes: STAFF GUAGE FACING THE WRONG WAY AND UNABLE TO READ

On Ice @ Bottles Preserved <2pH

**See Work Order/Bottle Order**

# Pace Analytical Field Sampling Log

| Site Name: Tomoka Landfill Semiannual SWs | Site Location: Volusia County, FL |
|---|---|

| Well #: SW-1 | Sample ID: 3542464 | Date: 11/ 7 / 11 |
|---|---|---|

## PURGING DATA

*YSI: 2697/2606*

| Well Diameter: | Tubing Diameter: | Well Screen Interval Depth: Feet to | Static Depth to Water: | Sampling Device: **Grab** / DIPOL |
|---|---|---|---|---|

Well Volume Purge: (Total Well Depth– Static Depth to Water) X Well Capacity= Well Volume

( - ) X 0.16 Gallons/Foot = Gallons

Equipment Volume Purge: Pump Volume + (Tubing Capacity X Tubing Length) + Flow Cell Volume= Equipment Volume

+( X )+ = Gallons

| Initial Pump or Tubing Depth in Well (Feet): | Final Pump or Tubing Depth in Well: | Purging Initiated At: | Purging Ended At: | Total Volume Purged (Gallons): |
|---|---|---|---|---|

| Time | Volume Purged (Gal) | CUMUL Volume Purged (Gal) | Purge Rate (gpm) | Depth to Water (Feet) | pH (Standard Units) | Temp. (°C) | Conductivity (µmhos/cm or µS/cm) | Dissolved Oxygen (circle mg/L or % saturation) | Turbidity (NTUs) | Color (Describe) | Odor (Describe) | ORP |
|---|---|---|---|---|---|---|---|---|---|---|---|---|
| 1215 | | | | | 4.32 | 23.19 | 104 | 6.84 | 1.99 | NONE | NONE | |
| | | | | | | | | | | | | |
| | | | | | | | | | | | | |
| | | | | | | | | | | | | |
| | | | | | | | | | | | | |
| | | | | | | | | | | | | |
| | | | | | | | | | | | | |
| | | | | | | | | | | | | |
| | | | | | | | | | | | | |
| | | | | | | | | | | | | |

Well Capacity (Gallons Per Foot): 0.75" = 0.02; 1" = 0.04; 1.25" = 0.06; 2" = 0.16; 3" = 0.37; 4" = 0.65; 5" = 1.02; 6" = 1.47; 12" = 5.88
Tubing Inside DIA. Capacity (Gal./Ft.): 1/8" = 0.0006; 3/16" = 0.0014; 1/4" = 0.0026; 5/16" = 0.004; 3/8" = 0.006; 1/2" = 0.010; 5/8" = 0.016

## SAMPLING DATA

| Sampled By (Print) | Sampler(s) Signatures | Sampling Initiated At: | Sampling Ended At: |
|---|---|---|---|
| James Stockbridge / Pace | | 1215 | |

| Pump or Tubing Depth in Well (Feet): | Sample Pump Flow Rate (mL per minute): | Tubing Material Code: | Field Decontamination: | Field-Filtered: | Duplicate: |
|---|---|---|---|---|---|
| | | PE | [Yes] [No] | [Yes] [No] Filter Size: µm | [Yes] [No] |

| Sample ID Code | # Containers | Material Code | Volume | Preservative Used | Total Volume Added in Field (mL) | Final pH | Intended Analysis and/or Method | Sampling Equipment Code |
|---|---|---|---|---|---|---|---|---|
| | | | | | | | | |
| | | | | | | | | |
| | | | | | | | | |
| | | | | | | | | |

**Weather Conditions**
[✓] Sunny
[ ] Partly Cloudy
[ ] Cloudy
Temperature: 72
Rain: [Yes] [No]
Wind Speed: 10-15
Wind Direction: W

[✓] **Surface Water** Taken From:
Total Depth:
Type: [✓] Lake [ ] Stream [✓] Shore [✓] Surface
[ ] River [ ] Other [ ] Boat [ ] Mid-Depth
Stream [ ] Bridge [ ] Bottom
[ ] Wading [ ] Other

[ ] **Waste Water**: Start Time Finish Time
Sampling Point: Volume:
[ ] Composite [ ] Grab
mL per: [ ] Hour [ ] ½ Hour [ ]

[ ] Soils/Sediment Sampling Point: Sample Depth: [ ] Composite [ ] Grab

[ ] Drum Waste Type: Layers [Yes] [No] [ ] Composite [ ] Grab

[ ] Other: Sampling Point: Sample Depth: [ ] Composite [ ] Grab

**Discharged Method** [ ]**Ground** [ ]**Barrel**

Field Notes: STAFF GUAGE 4.78 On Ice @ Bottles Preserved <2pH

:\Field\Field Sheets

**See Work Order/Bottle Order**

# Pace Analytical Field Sampling Log

| Site Name: Tomoka Landfill Semiannual SWs | | Site Location: Volusia County, FL |
|---|---|---|
| Well #: SW-12 | Sample ID: 3542464 | Date: 11/ 7 / 11 |

## PURGING DATA

YSI: 2697/2606

| Well Diameter: | Tubing Diameter: | Well Screen Interval Depth: Feet to | Static Depth to Water: | Sampling Device: Grab / Pipper |
|---|---|---|---|---|

Well Volume Purge: (Total Well Depth– Static Depth to Water) X Well Capacity= Well Volume

( - ) X 0.16 Gallons/Foot = Gallons

Equipment Volume Purge: Pump Volume + (Tubing Capacity X Tubing Length) + Flow Cell Volume= Equipment Volume

+( X )+ = Gallons

| Initial Pump or Tubing Depth in Well (Feet): | Final Pump or Tubing Depth in Well: | Purging Initiated At: | Purging Ended At: | Total Volume Purged (Gallons): |
|---|---|---|---|---|

| Time | Volume Purged (Gal) | CUMUL Volume Purged (Gal) | Purge Rate (gpm) | Depth to Water (Feet) | pH (Standard Units) | Temp. (°C) | Conductivity (µmhos/cm or mS/cm) | Dissolved Oxygen (circle mg/l or % saturation) | Turbidity (NTUs) | Color (Describe) | Odor (Describe) | ORP |
|---|---|---|---|---|---|---|---|---|---|---|---|---|
| 1245 | | | | | 6.67 | 23.31 | 603 | 7.47 | 10.14 | Yellow | None | |
| | | | | | | | | | | | | |
| | | | | | | | | | | | | |
| | | | | | | | | | | | | |
| | | | | | | | | | | | | |
| | | | | | | | | | | | | |
| | | | | | | | | | | | | |
| | | | | | | | | | | | | |
| | | | | | | | | | | | | |
| | | | | | | | | | | | | |

Well Capacity (Gallons Per Foot): 0.75" = 0.02; 1" = 0.04; 1.25" = 0.06; 2" = 0.16; 3" = 0.37; 4" = 0.65; 5" = 1.02; 6" = 1.47; 12" = 5.88
Tubing Inside DIA. Capacity (Gal./Ft.): 1/8" = 0.0006; 3/16" = 0.0014; 1/4" = 0.0026; 5/16" = 0.004; 3/8" = 0.006; 1/2" = 0.010; 5/8" = 0.016

## SAMPLING DATA

| Sampled By (Print) | Sampler(s) Signatures | Sampling Initiated At: | Sampling Ended At: |
|---|---|---|---|
| James Stockbridge / Pace | | 1245 | |

| Pump or Tubing Depth in Well (Feet): | Sample Pump Flow Rate (mL per minute): | Tubing Material Code: | Field Decontamination: | Field-Filtered: | Duplicate: |
|---|---|---|---|---|---|
| | | PE | [Yes] [No] | [Yes] [No] Filter Size: µm | [Yes] [No] |

| Sample ID Code | # Containers | Material Code | Volume | Preservative Used | Total Volume Added in Field (mL) | Final pH | Intended Analysis and/or Method | Sampling Equipment Code |
|---|---|---|---|---|---|---|---|---|
| | | | | | | | | |
| | | | | | | | | |
| | | | | | | | | |
| | | | | | | | | |

**Weather Conditions**
[✓] Sunny
[ ] Partly Cloudy
[ ] Cloudy
Temperature: 73
Rain: [Yes] [No]
Wind Speed: 10-15
Wind Direction: W

[✓] **Surface Water** Taken From:
Total Depth:_____ [✓] Shore [✓] Surface
Type: [✓] Lake [ ] Stream [ ] Boat [ ] Mid-Depth
[ ] River [ ] Other _____ [ ] Bridge [ ] Bottom
SHORE NO [ ] Wading [ ] Other

[ ] **Waste Water**: Start Time _____ Finish Time _____
Sampling Point:_____ Volume:_____
[ ] Composite [ ] Grab
mL per: [ ] Hour [ ] ½ Hour [ ]

[ ] Soils/Sediment Sampling Point: Sample Depth: [ ] Composite [ ] Grab

[ ] Drum Waste Type: Layers [Yes] [No] [ ] Composite [ ] Grab

[ ] Other: Sampling Point: Sample Depth: [ ] Composite [ ] Grab

**Discharged Method** [ ]**Ground** [ ]**Barrel**

Field Notes: UNABLE TO READ THE STAFF GAUGE BELOW 4.0. WATER LEVEL IS BELOW THAT. CAN NOT GET A TRUE READING.

On Ice @ Bottles Preserved <2pH

**See Work Order/Bottle Order**

:\Field\Field Sheets

# Pace Analytical Field Sampling Log

| Site Name: Tomoka Landfill Semiannual SWs | Site Location: Volusia County, FL | |
|---|---|---|
| Well #: SW-11 | Sample ID: 3542464 | Date: 11/7/11 |

## PURGING DATA

*YSI: 2697/2606*

| Well Diameter: | Tubing Diameter: | Well Screen Interval Depth: Feet to | Static Depth to Water: | Sampling Device: Grab Dipper |
|---|---|---|---|---|

Well Volume Purge: (Total Well Depth– Static Depth to Water) X Well Capacity= Well Volume

( - ) X 0.16 Gallons/Foot = Gallons

Equipment Volume Purge: Pump Volume + (Tubing Capacity X Tubing Length) + Flow Cell Volume= Equipment Volume

+( X )+ = Gallons

| Initial Pump or Tubing Depth in Well (Feet): | Final Pump or Tubing Depth in Well: | Purging Initiated At: | Purging Ended At: | Total Volume Purged (Gallons): |
|---|---|---|---|---|

| Time | Volume Purged (Gal) | CUMUL Volume Purged (Gal) | Purge Rate (gpm) | Depth to Water (Feet) | pH (Standard Units) | Temp. (°C) | Conductivity (µmhos/cm or µS/cm) | Dissolved Oxygen (circle mg/L or % saturation) | Turbidity (NTUs) | Color (Describe) | Odor (Describe) | ORP |
|---|---|---|---|---|---|---|---|---|---|---|---|---|
| 1320 | | | | | 7.92 | 24.04 | 461 | 10.20 | 3.36 | None | None | |
| | | | | | | | | | | | | |
| | | | | | | | | | | | | |
| | | | | | | | | | | | | |
| | | | | | | | | | | | | |
| | | | | | | | | | | | | |
| | | | | | | | | | | | | |
| | | | | | | | | | | | | |
| | | | | | | | | | | | | |
| | | | | | | | | | | | | |

Well Capacity (Gallons Per Foot): 0.75" = 0.02; 1" = 0.04; 1.25" = 0.06; 2" = 0.16; 3" = 0.37; 4" = 0.65; 5" = 1.02; 6" = 1.47; 12" = 5.88
Tubing Inside DIA. Capacity (Gal./Ft.): 1/8" = 0.0006; 3/16" = 0.0014; 1/4" = 0.0026; 5/16" = 0.004; 3/8" = 0.006; 1/2" = 0.010; 5/8" = 0.016

## SAMPLING DATA

| Sampled By (Print) | Sampler(s) Signatures | Sampling Initiated At: | Sampling Ended At: |
|---|---|---|---|
| James Stockbridge / Pace | | 1320 | |

| Pump or Tubing Depth in Well (Feet): | Sample Pump Flow Rate (mL per minute): | Tubing Material Code: | Field Decontamination: | Field-Filtered: | Duplicate: |
|---|---|---|---|---|---|
| | | PE | [Yes] [No] | [Yes] [No] Filter Size: µm | [Yes] [No] |

| Sample ID Code | # Containers | Material Code | Volume | Preservative Used | Total Volume Added in Field (mL) | Final pH | Intended Analysis and/or Method | Sampling Equipment Code |
|---|---|---|---|---|---|---|---|---|
| | | | | | | | | |
| | | | | | | | | |
| | | | | | | | | |
| | | | | | | | | |

**Weather Conditions**
[✓] Sunny
[ ] Partly Cloudy
[ ] Cloudy
Temperature: 73
Rain: [Yes] [No]
Wind Speed: 10-15
Wind Direction: W

[✓] **Surface Water** Taken From:
Total Depth:_____
Type: [ ] Lake [✓] Stream [✓] Shore [✓] Surface
[ ] River [ ] Other _____ [ ] Boat [ ] Mid-Depth
[ ] Bridge [ ] Bottom
[ ] Wading [ ] Other
Stream NO

[ ] **Waste Water:** Start Time _____ Finish Time _____
Sampling Point:_____ Volume:_____
[ ] Composite [ ] Grab
mL per: [ ] Hour [ ] ½ Hour [ ]

[ ] Soils/Sediment Sampling Point: Sample Depth: [ ] Composite [ ] Grab

[ ] Drum Waste Type: Layers [Yes] [No] [ ] Composite [ ] Grab

[ ] Other: Sampling Point: Sample Depth: [ ] Composite [ ] Grab

**Discharged Method** [ ]**Ground** [ ]**Barrel**

Field Notes: STAFF GAGE 2.50 On Ice @ Bottles Preserved <2pH

**See Work Order/Bottle Order**

:\Field\Field Sheets

| Pace Analytical | Document Name: Sample Condition Upon Receipt Form | Document Revised: September 23, 2011 |
|---|---|---|
| | Document No.: F-FL-C-007 rev. 04 | Issuing Authorities: Pace Florida Quality Office |

## Sample Condition Upon Receipt Form (SCUR)

Table Number: _____

Client Name: Vol City Project # ~~345~~ 3542464

**Courier:** ☐ Fed Ex ☐ UPS ☐ USPS ☐ Client ☐ Commercial ☑ ~~Pace~~ ☐ Other _____

**Tracking #** _____

**Custody Seal on Cooler/Box Present:** ☐ yes ☑ no Seals intact: ☐ yes ☑ no

**Date and Initials of person examining contents:** 11/7/11 dls

**Packing Material:** ☑ Bubble Wrap ☐ Bubble Bags ☐ None ☐ Other _____

**Thermometer Used** T77 **Type of Ice:** (Wet) Blue None

**Cooler Temperature°C** 10.8 **(Visual)** -0.3 **(Correction Factor)** 10.5 **(Actual)**

(Temp should be above freezing to 6°C). If below 0°C, then was sample frozen? ☐Yes ☐No

**Receipt of samples satisfactory:** ☐Yes ☐No **Rush TAT requested on COC:**

| If yes, then all conditions below were met: | If no, then mark box & describe issue (use comments area if necessary): |
|---|---|
| Chain of Custody Present | ☐ |
| Chain of Custody Filled Out | ☐ |
| Relinquished Signature & Sampler Name COC | ☐ |
| Samples Arrived within Hold Time | ☐ |
| Sufficient Volume | ☐ |
| Correct Containers Used | ☐ |
| Containers Intact | ☐ |
| Sample Labels match COC (sample IDs & date/time of collection) | ☐ No Labels: ☐ No Time/Date on Labels: ☐ |
| All containers needing preservation are found to be in compliance with EPA recommendation. | ☐ |
| No Headspace in VOA Vials ( >6mm): | ☐ |

**Client Notification/ Resolution:**

Person Contacted: _____ Date/Time: _____

Comments/ Resolution (use back for additional comments): _____

**Project Manager Review:** _____ **Date:** 11/7/11

### Finished Product Information Only

**F.P. Sample ID:** _____

**Production Code:** _____

**Date/Time Opened:** _____

**Number of Unopened Bottles Remaining:** _____

**Extra Sample in Shed:** Yes No

**Size & Qty of Bottles Received**

_____ x 5 Gal
_____ x 2.5 Gal
_____ x 1 Gal
_____ x 1 Liter
_____ x 500 mL
_____ x 250 mL
_____ x Other: _____

**Pace Analytical Services, Inc.**
8 East Tower Circle
Ormond Beach, FL 32174
(386)672-5668

November 16, 2011

Ms. Jennifer Stirk
Volusia County Solid Waste Management
1990 Tomoka Farms Road
Port Orange, FL 32128

RE: Project: Tomoka Semi-annual LF
Pace Project No.: 3542615

Dear Ms. Stirk:
Enclosed are the analytical results for sample(s) received by the laboratory on November 08, 2011. The results relate only to the samples included in this report. Results reported herein conform to the most current TNI standards and the laboratory's Quality Assurance Manual, where applicable, unless otherwise noted in the body of the report.

If you have any questions concerning this report, please feel free to contact me.

Sincerely,

Jeff Baylor

Jeff Baylor

jeff.baylor@pacelabs.com
Project Manager

Enclosures

cc: Ken Guilbeault, SCS Engineers
Ms. Katherine Weitz, HDR Engineering, Inc.

**Pace Analytical Services, Inc.**
8 East Tower Circle
Ormond Beach, FL 32174
(386)672-5668

# CERTIFICATIONS

Project: Tomoka Semi-annual LF
Pace Project No.: 3542615

**Ormond Beach Certification IDs**
8 East Tower Circle, Ormond Beach, FL 32174
Alabama Certification #: 41320
Arizona Certification #: AZ0735
Colorado Certification: FL NELAC Reciprocity
Connecticut Certification #: PH 0216
Florida Certification #: E83079
Georgia Certification #: 955
Guam Certification: FL NELAC Reciprocity
Hawaii Certification: FL NELAC Reciprocity
Illinois Certification #: 200068
Indiana Certification: FL NELAC Reciprocity
Kansas Certification #: E-10383
Kentucky Certification #: 90050
Louisiana Certification #: FL NELAC Reciprocity
Louisiana Environmental Certificate #: 05007
Maine Certification #: FL01264
Massachusetts Certification #: M-FL1264
Michigan Certification #: 9911
Mississippi Certification: FL NELAC Reciprocity
Missouri Certification #: 236
Montana Certification #: Cert 0074
Nevada Certification: FL NELAC Reciprocity
New Hampshire Certification #: 2958
New Jersey Certification #: FL765
New York Certification #: 11608
North Carolina Environmental Certificate #: 667
North Carolina Certification #: 12710
Pennsylvania Certification #: 68-00547
Puerto Rico Certification #: FL01264
Tennessee Certification #: TN02974
Texas Certification: FL NELAC Reciprocity
U.S.Virgin Islands Certification: FL NELAC Reciprocity
Virginia Certification #: 00432
Virginia Environmental Certificate #: 460165
Washington Certification #: C955
Wyoming Certification: FL NELAC Reciprocity
Wyoming (EPA Region 8): FL NELAC Reciprocity

**Pace Analytical Services, Inc.**
8 East Tower Circle
Ormond Beach, FL 32174
(386)672-5668

## SAMPLE SUMMARY

Project: Tomoka Semi-annual LF
Pace Project No.: 3542615

| Lab ID | Sample ID | Matrix | Date Collected | Date Received |
|---|---|---|---|---|
| **3542615001** | **Equipment Blank (11/8/11)** | Water | 11/08/11 09:45 | 11/08/11 17:16 |
| **3542615002** | **B70-1** | Water | 11/08/11 10:28 | 11/08/11 17:16 |
| **3542615003** | **B70-1 DUP** | Water | 11/08/11 10:42 | 11/08/11 17:16 |
| **3542615004** | **B70-2** | Water | 11/08/11 11:20 | 11/08/11 17:16 |
| **3542615005** | **B71** | Water | 11/08/11 12:03 | 11/08/11 17:16 |
| **3542615006** | **B72** | Water | 11/08/11 13:02 | 11/08/11 17:16 |
| **3542615007** | **B73-1** | Water | 11/08/11 14:03 | 11/08/11 17:16 |
| **3542615008** | **B73-2** | Water | 11/08/11 14:34 | 11/08/11 17:16 |
| **3542615009** | **B74** | Water | 11/08/11 15:36 | 11/08/11 17:16 |
| **3542615010** | **B75** | Water | 11/08/11 16:17 | 11/08/11 17:16 |
| **3542615011** | **Trip Blank (11/8/11)** | Water | 11/08/11 08:00 | 11/08/11 17:16 |

**Pace Analytical Services, Inc.**
8 East Tower Circle
Ormond Beach, FL 32174
(386)672-5668

# SAMPLE ANALYTE COUNT

Project: Tomoka Semi-annual LF
Pace Project No.: 3542615

| Lab ID | Sample ID | Method | Analysts | Analytes Reported | Laboratory |
|---|---|---|---|---|---|
| **3542615001** | **Equipment Blank (11/8/11)** | EPA 8011 | JLR | 2 | PASI-O |
| | | EPA 6010 | IST | 15 | PASI-O |
| | | EPA 6020 | HEA | 2 | PASI-O |
| | | EPA 7470 | RSW | 1 | PASI-O |
| | | EPA 8260 | SK | 49 | PASI-O |
| | | SM 2540C | MMD | 1 | PASI-O |
| | | EPA 300.0 | IRL | 1 | PASI-O |
| | | EPA 300.0 | IRL | 2 | PASI-O |
| | | EPA 350.1 | SOA | 1 | PASI-O |
| **3542615002** | **B70-1** | | JSB | 9 | PASI-O |
| | | EPA 8011 | JLR | 2 | PASI-O |
| | | EPA 6010 | IST | 15 | PASI-O |
| | | EPA 6020 | HEA | 2 | PASI-O |
| | | EPA 7470 | RSW | 1 | PASI-O |
| | | EPA 8260 | SK | 49 | PASI-O |
| | | SM 2540C | MMD | 1 | PASI-O |
| | | EPA 300.0 | IRL | 1 | PASI-O |
| | | EPA 300.0 | IRL | 2 | PASI-O |
| | | EPA 350.1 | SOA | 1 | PASI-O |
| **3542615003** | **B70-1 DUP** | | JSB | 9 | PASI-O |
| | | EPA 8011 | JLR | 2 | PASI-O |
| | | EPA 6010 | IST | 15 | PASI-O |
| | | EPA 6020 | HEA | 2 | PASI-O |
| | | EPA 7470 | RSW | 1 | PASI-O |
| | | EPA 8260 | SK | 49 | PASI-O |
| | | SM 2540C | MMD | 1 | PASI-O |
| | | EPA 300.0 | IRL | 1 | PASI-O |
| | | EPA 300.0 | IRL | 2 | PASI-O |
| | | EPA 350.1 | SOA | 1 | PASI-O |
| **3542615004** | **B70-2** | | JSB | 9 | PASI-O |
| | | EPA 8011 | JLR | 2 | PASI-O |
| | | EPA 6010 | IST | 15 | PASI-O |
| | | EPA 6020 | HEA | 2 | PASI-O |
| | | EPA 7470 | RSW | 1 | PASI-O |
| | | EPA 8260 | SK | 49 | PASI-O |
| | | SM 2540C | MMD | 1 | PASI-O |
| | | EPA 300.0 | IRL | 1 | PASI-O |

**Pace Analytical Services, Inc.**
8 East Tower Circle
Ormond Beach, FL 32174
(386)672-5668

## SAMPLE ANALYTE COUNT

Project: Tomoka Semi-annual LF
Pace Project No.: 3542615

| Lab ID | Sample ID | Method | Analysts | Analytes Reported | Laboratory |
|---|---|---|---|---|---|
| | | EPA 300.0 | IRL | 2 | PASI-O |
| | | EPA 350.1 | SOA | 1 | PASI-O |
| **3542615005** | **B71** | | JSB | 9 | PASI-O |
| | | EPA 8011 | JLR | 2 | PASI-O |
| | | EPA 6010 | IST | 15 | PASI-O |
| | | EPA 6020 | HEA | 2 | PASI-O |
| | | EPA 7470 | RSW | 1 | PASI-O |
| | | EPA 8260 | SK | 49 | PASI-O |
| | | SM 2540C | MMD | 1 | PASI-O |
| | | EPA 300.0 | IRL | 1 | PASI-O |
| | | EPA 300.0 | IRL | 2 | PASI-O |
| | | EPA 350.1 | SOA | 1 | PASI-O |
| **3542615006** | **B72** | | JSB | 9 | PASI-O |
| | | EPA 8011 | JLR | 2 | PASI-O |
| | | EPA 6010 | IST | 15 | PASI-O |
| | | EPA 6020 | HEA | 2 | PASI-O |
| | | EPA 7470 | RSW | 1 | PASI-O |
| | | EPA 8260 | SK | 49 | PASI-O |
| | | SM 2540C | MMD | 1 | PASI-O |
| | | EPA 300.0 | IRL | 1 | PASI-O |
| | | EPA 300.0 | IRL | 2 | PASI-O |
| | | EPA 350.1 | SOA | 1 | PASI-O |
| **3542615007** | **B73-1** | | JSB | 9 | PASI-O |
| | | EPA 8011 | JLR | 2 | PASI-O |
| | | EPA 6010 | IST | 15 | PASI-O |
| | | EPA 6020 | HEA | 2 | PASI-O |
| | | EPA 7470 | RSW | 1 | PASI-O |
| | | EPA 8260 | SK | 49 | PASI-O |
| | | SM 2540C | MMD | 1 | PASI-O |
| | | EPA 300.0 | IRL | 1 | PASI-O |
| | | EPA 300.0 | IRL | 2 | PASI-O |
| | | EPA 350.1 | SOA | 1 | PASI-O |
| **3542615008** | **B73-2** | | JSB | 9 | PASI-O |
| | | EPA 8011 | JLR | 2 | PASI-O |
| | | EPA 6010 | IST | 15 | PASI-O |
| | | EPA 6020 | HEA | 2 | PASI-O |
| | | EPA 7470 | RSW | 1 | PASI-O |

**Pace Analytical Services, Inc.**
8 East Tower Circle
Ormond Beach, FL 32174
(386)672-5668

# SAMPLE ANALYTE COUNT

Project: Tomoka Semi-annual LF
Pace Project No.: 3542615

| Lab ID | Sample ID | Method | Analysts | Analytes Reported | Laboratory |
|---|---|---|---|---|---|
| | | EPA 8260 | SK | 49 | PASI-O |
| | | SM 2540C | MMD | 1 | PASI-O |
| | | EPA 300.0 | IRL | 1 | PASI-O |
| | | EPA 300.0 | IRL | 2 | PASI-O |
| | | EPA 350.1 | SOA | 1 | PASI-O |
| **3542615009** | **B74** | | JSB | 9 | PASI-O |
| | | EPA 8011 | JLR | 2 | PASI-O |
| | | EPA 6010 | IST | 15 | PASI-O |
| | | EPA 6020 | HEA | 2 | PASI-O |
| | | EPA 7470 | RSW | 1 | PASI-O |
| | | EPA 8260 | SK | 49 | PASI-O |
| | | SM 2540C | MMD | 1 | PASI-O |
| | | EPA 300.0 | IRL | 1 | PASI-O |
| | | EPA 300.0 | IRL | 2 | PASI-O |
| | | EPA 350.1 | SOA | 1 | PASI-O |
| **3542615010** | **B75** | | JSB | 9 | PASI-O |
| | | EPA 8011 | JLR | 2 | PASI-O |
| | | EPA 6010 | IST | 15 | PASI-O |
| | | EPA 6020 | HEA | 2 | PASI-O |
| | | EPA 7470 | RSW | 1 | PASI-O |
| | | EPA 8260 | SK | 49 | PASI-O |
| | | SM 2540C | MMD | 1 | PASI-O |
| | | EPA 300.0 | IRL | 1 | PASI-O |
| | | EPA 300.0 | IRL | 2 | PASI-O |
| | | EPA 350.1 | SOA | 1 | PASI-O |
| **3542615011** | **Trip Blank (11/8/11)** | EPA 8260 | SK | 51 | PASI-O |

**Pace Analytical Services, Inc.**
8 East Tower Circle
Ormond Beach, FL 32174
(386)672-5668

## HITS ONLY

Project: Tomoka Semi-annual LF
Pace Project No.: 3542615

| Lab Sample ID / Method | Client Sample ID / Parameters | Result | Units | Report Limit | Analyzed | Qualifiers |
|---|---|---|---|---|---|---|
| **3542615002** | **B70-1** | | | | | |
| | Field pH | 5.93 | Std. Units | | 11/08/11 10:28 | |
| | Field Temperature | 23.59 | deg C | | 11/08/11 10:28 | |
| | Appearance | Color: None, Sheen: None | | | 11/08/11 10:28 | |
| | Field Specific Conductance | 260 | umhos/cm | | 11/08/11 10:28 | |
| | Oxygen, Dissolved | 0.26 | mg/L | | 11/08/11 10:28 | |
| | REDOX | 48.0 | mV | | 11/08/11 10:28 | |
| | Turbidity | 0.12 | NTU | | 11/08/11 10:28 | |
| | Depth to Water | 10.0 | feet | | 11/08/11 10:28 | |
| | Water Level(NGVD) | 21.03 | feet | | 11/08/11 10:28 | |
| EPA 6010 | Barium | 29.8 | ug/L | 10.0 | 11/10/11 05:24 | |
| EPA 6010 | Iron | 5140 | ug/L | 40.0 | 11/10/11 05:24 | |
| EPA 6010 | Sodium | 23.1 | mg/L | 1.0 | 11/10/11 05:24 | |
| SM 2540C | Total Dissolved Solids | 171 | mg/L | 5.0 | 11/10/11 10:12 | |
| EPA 300.0 | Chloride | 20.0 | mg/L | 5.0 | 11/09/11 08:18 | |
| EPA 300.0 | Sulfate | 45.0 | mg/L | 5.0 | 11/09/11 08:18 | J(M1) |
| **3542615003** | **B70-1 DUP** | | | | | |
| | Field pH | 5.93 | Std. Units | | 11/08/11 10:42 | |
| | Field Temperature | 23.59 | deg C | | 11/08/11 10:42 | |
| | Appearance | Color: None, Sheen: None | | | 11/08/11 10:42 | |
| | Field Specific Conductance | 260 | umhos/cm | | 11/08/11 10:42 | |
| | Oxygen, Dissolved | 0.26 | mg/L | | 11/08/11 10:42 | |
| | REDOX | 48.0 | mV | | 11/08/11 10:42 | |
| | Turbidity | 0.12 | NTU | | 11/08/11 10:42 | |
| | Depth to Water | 10.0 | feet | | 11/08/11 10:42 | |
| | Water Level(NGVD) | 21.03 | feet | | 11/08/11 10:42 | |
| EPA 6010 | Barium | 32.0 | ug/L | 10.0 | 11/10/11 05:36 | |
| EPA 6010 | Iron | 5400 | ug/L | 40.0 | 11/10/11 05:36 | |
| EPA 6010 | Sodium | 24.5 | mg/L | 1.0 | 11/10/11 05:36 | |
| SM 2540C | Total Dissolved Solids | 175 | mg/L | 5.0 | 11/10/11 10:12 | |
| EPA 300.0 | Chloride | 20.2 | mg/L | 5.0 | 11/09/11 08:54 | |
| EPA 300.0 | Sulfate | 46.0 | mg/L | 5.0 | 11/09/11 08:54 | |
| EPA 350.1 | Nitrogen, Ammonia | 0.020U | mg/L | 0.050 | 11/16/11 07:06 | |
| **3542615004** | **B70-2** | | | | | |
| | Field pH | 5.25 | Std. Units | | 11/08/11 11:20 | |
| | Field Temperature | 24.80 | deg C | | 11/08/11 11:20 | |
| | Appearance | Color: Brown, Sheen: None | | | 11/08/11 11:20 | |
| | Field Specific Conductance | 266 | umhos/cm | | 11/08/11 11:20 | |
| | Oxygen, Dissolved | 0.52 | mg/L | | 11/08/11 11:20 | |
| | REDOX | 76.1 | mV | | 11/08/11 11:20 | |

**Pace Analytical Services, Inc.**
8 East Tower Circle
Ormond Beach, FL 32174
(386)672-5668

## HITS ONLY

Project: Tomoka Semi-annual LF
Pace Project No.: 3542615

| Lab Sample ID / Method | Client Sample ID / Parameters | Result | Units | Report Limit | Analyzed | Qualifiers |
|---|---|---|---|---|---|---|
| **3542615004** | **B70-2** | | | | | |
| | Turbidity | 14.8 | NTU | | 11/08/11 11:20 | |
| | Depth to Water | 10.17 | feet | | 11/08/11 11:20 | |
| | Water Level(NGVD) | 21.34 | feet | | 11/08/11 11:20 | |
| EPA 6010 | Barium | 40.6 | ug/L | 10.0 | 11/10/11 05:41 | |
| EPA 6010 | Iron | 9790 | ug/L | 40.0 | 11/10/11 05:41 | |
| EPA 6010 | Sodium | 18.0 | mg/L | 1.0 | 11/10/11 05:41 | |
| EPA 6010 | Vanadium | 5.9 I | ug/L | 10.0 | 11/10/11 05:41 | |
| EPA 6010 | Zinc | 20.6 | ug/L | 20.0 | 11/10/11 05:41 | |
| SM 2540C | Total Dissolved Solids | 162 | mg/L | 5.0 | 11/10/11 10:12 | |
| EPA 300.0 | Nitrate as N | 0.22 | mg/L | 0.050 | 11/09/11 09:06 | |
| EPA 300.0 | Chloride | 23.3 | mg/L | 5.0 | 11/09/11 09:06 | |
| EPA 300.0 | Sulfate | 47.5 | mg/L | 5.0 | 11/09/11 09:06 | |
| **3542615005** | **B71** | | | | | |
| | Field pH | 5.02 | Std. Units | | 11/08/11 12:03 | |
| | Field Temperature | 25.14 | deg C | | 11/08/11 12:03 | |
| | Appearance | Color: None, Sheen: None | | | 11/08/11 12:03 | |
| | Field Specific Conductance | 282 | umhos/cm | | 11/08/11 12:03 | |
| | Oxygen, Dissolved | 0.41 | mg/L | | 11/08/11 12:03 | |
| | REDOX | 101.8 | mV | | 11/08/11 12:03 | |
| | Turbidity | 4.48 | NTU | | 11/08/11 12:03 | |
| | Depth to Water | 9.43 | feet | | 11/08/11 12:03 | |
| | Water Level(NGVD) | 21.32 | feet | | 11/08/11 12:03 | |
| EPA 6010 | Barium | 25.0 | ug/L | 10.0 | 11/10/11 05:45 | |
| EPA 6010 | Chromium | 2.9 I | ug/L | 5.0 | 11/10/11 05:45 | |
| EPA 6010 | Iron | 6480 | ug/L | 40.0 | 11/10/11 05:45 | |
| EPA 6010 | Sodium | 8.6 | mg/L | 1.0 | 11/10/11 05:45 | |
| EPA 6010 | Vanadium | 5.0 I | ug/L | 10.0 | 11/10/11 05:45 | |
| EPA 6010 | Zinc | 48.2 | ug/L | 20.0 | 11/10/11 05:45 | |
| SM 2540C | Total Dissolved Solids | 199 | mg/L | 5.0 | 11/10/11 10:13 | |
| EPA 300.0 | Nitrate as N | 0.13 | mg/L | 0.050 | 11/09/11 09:18 | |
| EPA 300.0 | Chloride | 7.6 | mg/L | 5.0 | 11/09/11 09:18 | |
| EPA 300.0 | Sulfate | 80.0 | mg/L | 5.0 | 11/09/11 09:18 | |
| EPA 350.1 | Nitrogen, Ammonia | 0.039 I | mg/L | 0.050 | 11/16/11 07:08 | |
| **3542615006** | **B72** | | | | | |
| | Field pH | 6.26 | Std. Units | | 11/08/11 13:02 | |
| | Field Temperature | 25.86 | deg C | | 11/08/11 13:02 | |
| | Appearance | Color: None, Sheen: None | | | 11/08/11 13:02 | |
| | Field Specific Conductance | 617 | umhos/cm | | 11/08/11 13:02 | |
| | Oxygen, Dissolved | 0.99 | mg/L | | 11/08/11 13:02 | |
| | REDOX | 32.1 | mV | | 11/08/11 13:02 | |
| | Turbidity | 8.41 | NTU | | 11/08/11 13:02 | |

**Pace Analytical Services, Inc.**
8 East Tower Circle
Ormond Beach, FL 32174
(386)672-5668

## HITS ONLY

Project: Tomoka Semi-annual LF
Pace Project No.: 3542615

| Lab Sample ID / Method | Client Sample ID / Parameters | Result | Units | Report Limit | Analyzed | Qualifiers |
|---|---|---|---|---|---|---|
| **3542615006** | **B72** | | | | | |
| | Depth to Water | 7.62 | feet | | 11/08/11 13:02 | |
| | Water Level(NGVD) | 21.31 | feet | | 11/08/11 13:02 | |
| EPA 6010 | Barium | 50.4 | ug/L | 10.0 | 11/10/11 05:57 | |
| EPA 6010 | Iron | 2810 | ug/L | 40.0 | 11/10/11 05:57 | |
| EPA 6010 | Sodium | 8.4 | mg/L | 1.0 | 11/10/11 05:57 | |
| SM 2540C | Total Dissolved Solids | 386 | mg/L | 5.0 | 11/10/11 10:16 | |
| EPA 300.0 | Chloride | 5.5 | mg/L | 5.0 | 11/09/11 10:26 | |
| EPA 300.0 | Sulfate | 91.2 | mg/L | 10.0 | 11/11/11 00:56 | |
| **3542615007** | **B73-1** | | | | | |
| | Field pH | 7.03 | Std. Units | | 11/08/11 14:03 | |
| | Field Temperature | 24.44 | deg C | | 11/08/11 14:03 | |
| | Appearance | Color: None, Sheen: None | | | 11/08/11 14:03 | |
| | Field Specific Conductance | 835 | umhos/cm | | 11/08/11 14:03 | |
| | Oxygen, Dissolved | 0.14 | mg/L | | 11/08/11 14:03 | |
| | REDOX | 65.2 | mV | | 11/08/11 14:03 | |
| | Turbidity | 0.17 | NTU | | 11/08/11 14:03 | |
| | Depth to Water | 8.27 | feet | | 11/08/11 14:03 | |
| | Water Level(NGVD) | 20.93 | feet | | 11/08/11 14:03 | |
| EPA 6010 | Barium | 57.5 | ug/L | 10.0 | 11/10/11 06:01 | |
| EPA 6010 | Iron | 14100 | ug/L | 40.0 | 11/10/11 06:01 | |
| EPA 6010 | Sodium | 49.6 | mg/L | 1.0 | 11/10/11 06:01 | |
| SM 2540C | Total Dissolved Solids | 489 | mg/L | 5.0 | 11/10/11 10:16 | |
| EPA 300.0 | Chloride | 59.8 | mg/L | 5.0 | 11/09/11 11:39 | |
| EPA 300.0 | Sulfate | 6.9 | mg/L | 5.0 | 11/09/11 11:39 | |
| EPA 350.1 | Nitrogen, Ammonia | 0.13 | mg/L | 0.050 | 11/16/11 07:10 | |
| **3542615008** | **B73-2** | | | | | |
| | Field pH | 5.68 | Std. Units | | 11/08/11 14:34 | |
| | Field Temperature | 25.12 | deg C | | 11/08/11 14:34 | |
| | Appearance | Color: None, Sheen: None | | | 11/08/11 14:34 | |
| | Field Specific Conductance | 229 | umhos/cm | | 11/08/11 14:34 | |
| | Oxygen, Dissolved | 0.92 | mg/L | | 11/08/11 14:34 | |
| | REDOX | 44.9 | mV | | 11/08/11 14:34 | |
| | Turbidity | 10.84 | NTU | | 11/08/11 14:34 | |
| | Depth to Water | 7.57 | feet | | 11/08/11 14:34 | |
| | Water Level(NGVD) | 21.38 | feet | | 11/08/11 14:34 | |
| EPA 6010 | Barium | 27.1 | ug/L | 10.0 | 11/10/11 06:05 | |
| EPA 6010 | Iron | 859 | ug/L | 40.0 | 11/10/11 06:05 | |
| EPA 6010 | Nickel | 2.8 I | ug/L | 5.0 | 11/10/11 06:05 | |
| EPA 6010 | Sodium | 4.4 | mg/L | 1.0 | 11/10/11 06:05 | |
| EPA 6010 | Zinc | 17.0 I | ug/L | 20.0 | 11/10/11 06:05 | |
| SM 2540C | Total Dissolved Solids | 167 | mg/L | 5.0 | 11/10/11 10:17 | |

**Pace Analytical Services, Inc.**
8 East Tower Circle
Ormond Beach, FL 32174
(386)672-5668

## HITS ONLY

Project: Tomoka Semi-annual LF
Pace Project No.: 3542615

| Lab Sample ID / Method | Client Sample ID / Parameters | Result | Units | Report Limit | Analyzed | Qualifiers |
|---|---|---|---|---|---|---|
| **3542615008** | **B73-2** | | | | | |
| EPA 300.0 | Nitrate as N | 1.1 | mg/L | 0.050 | 11/09/11 11:51 | |
| EPA 300.0 | Chloride | 3.9 I | mg/L | 5.0 | 11/09/11 11:51 | |
| EPA 300.0 | Sulfate | 12.8 | mg/L | 5.0 | 11/09/11 11:51 | |
| **3542615009** | **B74** | | | | | |
| | Field pH | 4.99 | Std. Units | | 11/08/11 15:36 | |
| | Field Temperature | 25.10 | deg C | | 11/08/11 15:36 | |
| | Appearance | Color: None, Sheen: None | | | 11/08/11 15:36 | |
| | Field Specific Conductance | 149 | umhos/cm | | 11/08/11 15:36 | |
| | Oxygen, Dissolved | 1.43 | mg/L | | 11/08/11 15:36 | |
| | REDOX | 106.8 | mV | | 11/08/11 15:36 | |
| | Turbidity | 9.46 | NTU | | 11/08/11 15:36 | |
| | Depth to Water | 14.45 | feet | | 11/08/11 15:36 | |
| | Water Level(NGVD) | 19.33 | feet | | 11/08/11 15:36 | |
| EPA 6010 | Barium | 7.7 I | ug/L | 10.0 | 11/10/11 06:09 | |
| EPA 6010 | Iron | 798 | ug/L | 40.0 | 11/10/11 06:09 | |
| EPA 6010 | Sodium | 5.1 | mg/L | 1.0 | 11/10/11 06:09 | |
| SM 2540C | Total Dissolved Solids | 126 | mg/L | 5.0 | 11/10/11 10:17 | |
| EPA 300.0 | Chloride | 7.3 | mg/L | 5.0 | 11/09/11 12:04 | |
| EPA 300.0 | Sulfate | 9.3 | mg/L | 5.0 | 11/09/11 12:04 | |
| EPA 350.1 | Nitrogen, Ammonia | 0.038 I | mg/L | 0.050 | 11/16/11 07:12 | |
| **3542615010** | **B75** | | | | | |
| | Field pH | 7.14 | Std. Units | | 11/08/11 16:17 | |
| | Field Temperature | 25.34 | deg C | | 11/08/11 16:17 | |
| | Appearance | Color: None, Sheen: None | | | 11/08/11 16:17 | |
| | Field Specific Conductance | 1272 | umhos/cm | | 11/08/11 16:17 | |
| | Oxygen, Dissolved | 0.22 | mg/L | | 11/08/11 16:17 | |
| | REDOX | -49.2 | mV | | 11/08/11 16:17 | |
| | Turbidity | 10.54 | NTU | | 11/08/11 16:17 | |
| | Depth to Water | 11.60 | feet | | 11/08/11 16:17 | |
| | Water Level(NGVD) | 20.02 | feet | | 11/08/11 16:17 | |
| EPA 6010 | Arsenic | 18.9 | ug/L | 10.0 | 11/10/11 06:13 | |
| EPA 6010 | Barium | 92.3 | ug/L | 10.0 | 11/10/11 06:13 | |
| EPA 6010 | Cadmium | 0.51 I | ug/L | 1.0 | 11/10/11 06:13 | |
| EPA 6010 | Iron | 44200 | ug/L | 40.0 | 11/10/11 06:13 | |
| EPA 6010 | Sodium | 54.0 | mg/L | 1.0 | 11/10/11 06:13 | |
| EPA 6010 | Vanadium | 5.6 I | ug/L | 10.0 | 11/10/11 06:13 | |
| EPA 8260 | Benzene | 2.5 | ug/L | 1.0 | 11/15/11 14:46 | |
| EPA 8260 | 1,1-Dichloroethane | 0.85 I | ug/L | 1.0 | 11/15/11 14:46 | |
| EPA 8260 | Vinyl chloride | 0.64 I | ug/L | 1.0 | 11/15/11 14:46 | |
| SM 2540C | Total Dissolved Solids | 796 | mg/L | 10.0 | 11/10/11 10:17 | |
| EPA 300.0 | Chloride | 74.0 | mg/L | 10.0 | 11/09/11 12:28 | |

**Pace Analytical Services, Inc.**
8 East Tower Circle
Ormond Beach, FL 32174
(386)672-5668

## HITS ONLY

Project: Tomoka Semi-annual LF
Pace Project No.: 3542615

| Lab Sample ID<br>Method | Client Sample ID<br>Parameters | Result | Units | Report Limit | Analyzed | Qualifiers |
|---|---|---|---|---|---|---|
| **3542615010** | **B75** | | | | | |
| EPA 300.0 | Sulfate | 17.8 | mg/L | 10.0 | 11/09/11 12:28 | |
| EPA 350.1 | Nitrogen, Ammonia | 0.96 | mg/L | 0.050 | 11/16/11 07:13 | |

**Pace Analytical Services, Inc.**
8 East Tower Circle
Ormond Beach, FL 32174
(386)672-5668

# ANALYTICAL RESULTS

Project: Tomoka Semi-annual LF
Pace Project No.: 3542615

**Sample: Equipment Blank (11/8/11)** **Lab ID: 3542615001** Collected: 11/08/11 09:45 Received: 11/08/11 17:16 Matrix: Water

| Parameters | Results | Units | PQL | MDL | DF | Prepared | Analyzed | CAS No. | Qual |
|---|---|---|---|---|---|---|---|---|---|
| **8011 GCS EDB and DBCP** | Analytical Method: EPA 8011 | Preparation Method: EPA 8011 | | | | | | | |
| 1,2-Dibromo-3-chloropropane | **0.0050U** | ug/L | 0.021 | 0.0050 | 1 | 11/10/11 12:00 | 11/10/11 14:56 | 96-12-8 | |
| 1,2-Dibromoethane (EDB) | **0.0064U** | ug/L | 0.010 | 0.0064 | 1 | 11/10/11 12:00 | 11/10/11 14:56 | 106-93-4 | |
| **6010 MET ICP** | Analytical Method: EPA 6010 | Preparation Method: EPA 3010 | | | | | | | |
| Arsenic | **5.0U** | ug/L | 10.0 | 5.0 | 1 | 11/09/11 10:43 | 11/10/11 05:20 | 7440-38-2 | |
| Barium | **5.0U** | ug/L | 10.0 | 5.0 | 1 | 11/09/11 10:43 | 11/10/11 05:20 | 7440-39-3 | |
| Beryllium | **0.50U** | ug/L | 1.0 | 0.50 | 1 | 11/09/11 10:43 | 11/10/11 05:20 | 7440-41-7 | |
| Cadmium | **0.50U** | ug/L | 1.0 | 0.50 | 1 | 11/09/11 10:43 | 11/10/11 05:20 | 7440-43-9 | |
| Chromium | **2.5U** | ug/L | 5.0 | 2.5 | 1 | 11/09/11 10:43 | 11/10/11 05:20 | 7440-47-3 | |
| Cobalt | **5.0U** | ug/L | 10.0 | 5.0 | 1 | 11/09/11 10:43 | 11/10/11 05:20 | 7440-48-4 | |
| Copper | **2.5U** | ug/L | 5.0 | 2.5 | 1 | 11/09/11 10:43 | 11/10/11 05:20 | 7440-50-8 | |
| Iron | **20.0U** | ug/L | 40.0 | 20.0 | 1 | 11/09/11 10:43 | 11/10/11 05:20 | 7439-89-6 | |
| Lead | **5.0U** | ug/L | 10.0 | 5.0 | 1 | 11/09/11 10:43 | 11/10/11 05:20 | 7439-92-1 | |
| Nickel | **2.5U** | ug/L | 5.0 | 2.5 | 1 | 11/09/11 10:43 | 11/10/11 05:20 | 7440-02-0 | |
| Selenium | **7.5U** | ug/L | 15.0 | 7.5 | 1 | 11/09/11 10:43 | 11/10/11 05:20 | 7782-49-2 | |
| Silver | **2.5U** | ug/L | 5.0 | 2.5 | 1 | 11/09/11 10:43 | 11/10/11 05:20 | 7440-22-4 | |
| Sodium | **0.50U** | mg/L | 1.0 | 0.50 | 1 | 11/09/11 10:43 | 11/10/11 05:20 | 7440-23-5 | |
| Vanadium | **5.0U** | ug/L | 10.0 | 5.0 | 1 | 11/09/11 10:43 | 11/10/11 05:20 | 7440-62-2 | |
| Zinc | **10.0U** | ug/L | 20.0 | 10.0 | 1 | 11/09/11 10:43 | 11/10/11 05:20 | 7440-66-6 | |
| **6020 MET ICPMS** | Analytical Method: EPA 6020 | Preparation Method: EPA 3010 | | | | | | | |
| Antimony | **0.50U** | ug/L | 1.0 | 0.50 | 1 | 11/09/11 10:43 | 11/09/11 18:28 | 7440-36-0 | |
| Thallium | **0.50U** | ug/L | 1.0 | 0.50 | 1 | 11/09/11 10:43 | 11/09/11 18:28 | 7440-28-0 | |
| **7470 Mercury** | Analytical Method: EPA 7470 | Preparation Method: EPA 7470 | | | | | | | |
| Mercury | **0.10U** | ug/L | 0.20 | 0.10 | 1 | 11/09/11 05:25 | 11/10/11 01:58 | 7439-97-6 | |
| **8260 MSV** | Analytical Method: EPA 8260 | | | | | | | | |
| Acetone | **5.0U** | ug/L | 10.0 | 5.0 | 1 | | 11/15/11 09:56 | 67-64-1 | |
| Acrylonitrile | **5.0U** | ug/L | 10.0 | 5.0 | 1 | | 11/15/11 09:56 | 107-13-1 | |
| Benzene | **0.50U** | ug/L | 1.0 | 0.50 | 1 | | 11/15/11 09:56 | 71-43-2 | |
| Bromochloromethane | **0.50U** | ug/L | 1.0 | 0.50 | 1 | | 11/15/11 09:56 | 74-97-5 | |
| Bromodichloromethane | **0.27U** | ug/L | 0.60 | 0.27 | 1 | | 11/15/11 09:56 | 75-27-4 | |
| Bromoform | **0.50U** | ug/L | 1.0 | 0.50 | 1 | | 11/15/11 09:56 | 75-25-2 | |
| Bromomethane | **0.50U** | ug/L | 1.0 | 0.50 | 1 | | 11/15/11 09:56 | 74-83-9 | |
| 2-Butanone (MEK) | **5.0U** | ug/L | 10.0 | 5.0 | 1 | | 11/15/11 09:56 | 78-93-3 | |
| Carbon disulfide | **5.0U** | ug/L | 10.0 | 5.0 | 1 | | 11/15/11 09:56 | 75-15-0 | |
| Carbon tetrachloride | **0.50U** | ug/L | 1.0 | 0.50 | 1 | | 11/15/11 09:56 | 56-23-5 | |
| Chlorobenzene | **0.50U** | ug/L | 1.0 | 0.50 | 1 | | 11/15/11 09:56 | 108-90-7 | |
| Chloroethane | **0.50U** | ug/L | 1.0 | 0.50 | 1 | | 11/15/11 09:56 | 75-00-3 | |
| Chloroform | **0.50U** | ug/L | 1.0 | 0.50 | 1 | | 11/15/11 09:56 | 67-66-3 | |
| Chloromethane | **0.62U** | ug/L | 1.0 | 0.62 | 1 | | 11/15/11 09:56 | 74-87-3 | L3 |
| Dibromochloromethane | **0.26U** | ug/L | 0.50 | 0.26 | 1 | | 11/15/11 09:56 | 124-48-1 | |
| Dibromomethane | **0.50U** | ug/L | 1.0 | 0.50 | 1 | | 11/15/11 09:56 | 74-95-3 | |
| 1,2-Dichlorobenzene | **0.50U** | ug/L | 1.0 | 0.50 | 1 | | 11/15/11 09:56 | 95-50-1 | |

**Pace Analytical Services, Inc.**
8 East Tower Circle
Ormond Beach, FL 32174
(386)672-5668

# ANALYTICAL RESULTS

Project: Tomoka Semi-annual LF
Pace Project No.: 3542615

**Sample: Equipment Blank (11/8/11)** **Lab ID: 3542615001** Collected: 11/08/11 09:45 Received: 11/08/11 17:16 Matrix: Water

| Parameters | Results | Units | PQL | MDL | DF | Prepared | Analyzed | CAS No. | Qual |
|---|---|---|---|---|---|---|---|---|---|
| **8260 MSV** | Analytical Method: EPA 8260 | | | | | | | | |
| 1,4-Dichlorobenzene | **0.50U** | ug/L | 1.0 | 0.50 | 1 | | 11/15/11 09:56 | 106-46-7 | |
| trans-1,4-Dichloro-2-butene | **5.0U** | ug/L | 10.0 | 5.0 | 1 | | 11/15/11 09:56 | 110-57-6 | |
| 1,1-Dichloroethane | **0.50U** | ug/L | 1.0 | 0.50 | 1 | | 11/15/11 09:56 | 75-34-3 | |
| 1,2-Dichloroethane | **0.50U** | ug/L | 1.0 | 0.50 | 1 | | 11/15/11 09:56 | 107-06-2 | |
| 1,1-Dichloroethene | **0.50U** | ug/L | 1.0 | 0.50 | 1 | | 11/15/11 09:56 | 75-35-4 | |
| cis-1,2-Dichloroethene | **0.50U** | ug/L | 1.0 | 0.50 | 1 | | 11/15/11 09:56 | 156-59-2 | |
| trans-1,2-Dichloroethene | **0.50U** | ug/L | 1.0 | 0.50 | 1 | | 11/15/11 09:56 | 156-60-5 | |
| 1,2-Dichloropropane | **0.50U** | ug/L | 1.0 | 0.50 | 1 | | 11/15/11 09:56 | 78-87-5 | |
| cis-1,3-Dichloropropene | **0.25U** | ug/L | 0.50 | 0.25 | 1 | | 11/15/11 09:56 | 10061-01-5 | |
| trans-1,3-Dichloropropene | **0.25U** | ug/L | 0.50 | 0.25 | 1 | | 11/15/11 09:56 | 10061-02-6 | |
| Ethylbenzene | **0.50U** | ug/L | 1.0 | 0.50 | 1 | | 11/15/11 09:56 | 100-41-4 | |
| 2-Hexanone | **5.0U** | ug/L | 10.0 | 5.0 | 1 | | 11/15/11 09:56 | 591-78-6 | |
| Iodomethane | **0.50U** | ug/L | 1.0 | 0.50 | 1 | | 11/15/11 09:56 | 74-88-4 | |
| Methylene Chloride | **2.5U** | ug/L | 5.0 | 2.5 | 1 | | 11/15/11 09:56 | 75-09-2 | |
| 4-Methyl-2-pentanone (MIBK) | **5.0U** | ug/L | 10.0 | 5.0 | 1 | | 11/15/11 09:56 | 108-10-1 | |
| Styrene | **0.50U** | ug/L | 1.0 | 0.50 | 1 | | 11/15/11 09:56 | 100-42-5 | |
| 1,1,1,2-Tetrachloroethane | **0.50U** | ug/L | 1.0 | 0.50 | 1 | | 11/15/11 09:56 | 630-20-6 | |
| 1,1,2,2-Tetrachloroethane | **0.12U** | ug/L | 0.50 | 0.12 | 1 | | 11/15/11 09:56 | 79-34-5 | |
| Tetrachloroethene | **0.50U** | ug/L | 1.0 | 0.50 | 1 | | 11/15/11 09:56 | 127-18-4 | |
| Toluene | **0.50U** | ug/L | 1.0 | 0.50 | 1 | | 11/15/11 09:56 | 108-88-3 | |
| 1,1,1-Trichloroethane | **0.50U** | ug/L | 1.0 | 0.50 | 1 | | 11/15/11 09:56 | 71-55-6 | |
| 1,1,2-Trichloroethane | **0.50U** | ug/L | 1.0 | 0.50 | 1 | | 11/15/11 09:56 | 79-00-5 | |
| Trichloroethene | **0.50U** | ug/L | 1.0 | 0.50 | 1 | | 11/15/11 09:56 | 79-01-6 | |
| Trichlorofluoromethane | **0.50U** | ug/L | 1.0 | 0.50 | 1 | | 11/15/11 09:56 | 75-69-4 | |
| 1,2,3-Trichloropropane | **0.36U** | ug/L | 0.50 | 0.36 | 1 | | 11/15/11 09:56 | 96-18-4 | |
| Vinyl acetate | **1.0U** | ug/L | 2.0 | 1.0 | 1 | | 11/15/11 09:56 | 108-05-4 | |
| Vinyl chloride | **0.50U** | ug/L | 1.0 | 0.50 | 1 | | 11/15/11 09:56 | 75-01-4 | |
| Xylene (Total) | **0.50U** | ug/L | 1.0 | 0.50 | 1 | | 11/15/11 09:56 | 1330-20-7 | |
| ***Surrogates*** | | | | | | | | | |
| 4-Bromofluorobenzene (S) | 91 | % | 70-114 | | 1 | | 11/15/11 09:56 | 460-00-4 | |
| Dibromofluoromethane (S) | 101 | % | 88-117 | | 1 | | 11/15/11 09:56 | 1868-53-7 | |
| 1,2-Dichloroethane-d4 (S) | 104 | % | 86-125 | | 1 | | 11/15/11 09:56 | 17060-07-0 | |
| Toluene-d8 (S) | 98 | % | 87-113 | | 1 | | 11/15/11 09:56 | 2037-26-5 | |
| **2540C Total Dissolved Solids** | Analytical Method: SM 2540C | | | | | | | | |
| Total Dissolved Solids | **5.0U** | mg/L | 5.0 | 5.0 | 1 | | 11/10/11 10:12 | | |
| **300.0 IC Anions** | Analytical Method: EPA 300.0 | | | | | | | | |
| Nitrate as N | **0.025U** | mg/L | 0.050 | 0.025 | 1 | | 11/09/11 08:06 | 14797-55-8 | |
| **300.0 IC Anions 28 Days** | Analytical Method: EPA 300.0 | | | | | | | | |
| Chloride | **2.5U** | mg/L | 5.0 | 2.5 | 1 | | 11/09/11 08:06 | 16887-00-6 | |
| Sulfate | **2.5U** | mg/L | 5.0 | 2.5 | 1 | | 11/09/11 08:06 | 14808-79-8 | |

**Pace Analytical Services, Inc.**
8 East Tower Circle
Ormond Beach, FL 32174
(386)672-5668

# ANALYTICAL RESULTS

Project: Tomoka Semi-annual LF
Pace Project No.: 3542615

**Sample: Equipment Blank (11/8/11)** **Lab ID: 3542615001** Collected: 11/08/11 09:45 Received: 11/08/11 17:16 Matrix: Water

| Parameters | Results | Units | PQL | MDL | DF | Prepared | Analyzed | CAS No. | Qual |
|---|---|---|---|---|---|---|---|---|---|
| **350.1 Ammonia** | Analytical Method: EPA 350.1 | | | | | | | | |
| Nitrogen, Ammonia | **0.020U** | mg/L | 0.050 | 0.020 | 1 | | 11/16/11 07:00 | 7664-41-7 | |

**Pace Analytical Services, Inc.**
8 East Tower Circle
Ormond Beach, FL 32174
(386)672-5668

# ANALYTICAL RESULTS

Project: Tomoka Semi-annual LF
Pace Project No.: 3542615

**Sample: B70-1** **Lab ID: 3542615002** Collected: 11/08/11 10:28 Received: 11/08/11 17:16 Matrix: Water

| Parameters | Results | Units | PQL | MDL | DF | Prepared | Analyzed | CAS No. | Qual |
|---|---|---|---|---|---|---|---|---|---|
| **Field Data** | Analytical Method: | | | | | | | | |
| Field pH | **5.93** | Std. Units | | | 1 | | 11/08/11 10:28 | | |
| Field Temperature | **23.59** | deg C | | | 1 | | 11/08/11 10:28 | | |
| Appearance | **Color: None, Sheen: None** | | | | 1 | | 11/08/11 10:28 | | |
| Field Specific Conductance | **260** | umhos/cm | | | 1 | | 11/08/11 10:28 | | |
| Oxygen, Dissolved | **0.26** | mg/L | | | 1 | | 11/08/11 10:28 | 7782-44-7 | |
| REDOX | **48.0** | mV | | | 1 | | 11/08/11 10:28 | | |
| Turbidity | **0.12** | NTU | | | 1 | | 11/08/11 10:28 | | |
| Depth to Water | **10.0** | feet | | | 1 | | 11/08/11 10:28 | | |
| Water Level(NGVD) | **21.03** | feet | | | 1 | | 11/08/11 10:28 | | |
| **8011 GCS EDB and DBCP** | Analytical Method: EPA 8011 Preparation Method: EPA 8011 | | | | | | | | |
| 1,2-Dibromo-3-chloropropane | **0.0052U** | ug/L | 0.021 | 0.0052 | 1 | 11/10/11 12:00 | 11/10/11 15:12 | 96-12-8 | |
| 1,2-Dibromoethane (EDB) | **0.0065U** | ug/L | 0.011 | 0.0065 | 1 | 11/10/11 12:00 | 11/10/11 15:12 | 106-93-4 | |
| **6010 MET ICP** | Analytical Method: EPA 6010 Preparation Method: EPA 3010 | | | | | | | | |
| Arsenic | **5.0U** | ug/L | 10.0 | 5.0 | 1 | 11/09/11 10:43 | 11/10/11 05:24 | 7440-38-2 | |
| Barium | **29.8** | ug/L | 10.0 | 5.0 | 1 | 11/09/11 10:43 | 11/10/11 05:24 | 7440-39-3 | |
| Beryllium | **0.50U** | ug/L | 1.0 | 0.50 | 1 | 11/09/11 10:43 | 11/10/11 05:24 | 7440-41-7 | |
| Cadmium | **0.50U** | ug/L | 1.0 | 0.50 | 1 | 11/09/11 10:43 | 11/10/11 05:24 | 7440-43-9 | |
| Chromium | **2.5U** | ug/L | 5.0 | 2.5 | 1 | 11/09/11 10:43 | 11/10/11 05:24 | 7440-47-3 | |
| Cobalt | **5.0U** | ug/L | 10.0 | 5.0 | 1 | 11/09/11 10:43 | 11/10/11 05:24 | 7440-48-4 | |
| Copper | **2.5U** | ug/L | 5.0 | 2.5 | 1 | 11/09/11 10:43 | 11/10/11 05:24 | 7440-50-8 | |
| Iron | **5140** | ug/L | 40.0 | 20.0 | 1 | 11/09/11 10:43 | 11/10/11 05:24 | 7439-89-6 | |
| Lead | **5.0U** | ug/L | 10.0 | 5.0 | 1 | 11/09/11 10:43 | 11/10/11 05:24 | 7439-92-1 | |
| Nickel | **2.5U** | ug/L | 5.0 | 2.5 | 1 | 11/09/11 10:43 | 11/10/11 05:24 | 7440-02-0 | |
| Selenium | **7.5U** | ug/L | 15.0 | 7.5 | 1 | 11/09/11 10:43 | 11/10/11 05:24 | 7782-49-2 | |
| Silver | **2.5U** | ug/L | 5.0 | 2.5 | 1 | 11/09/11 10:43 | 11/10/11 05:24 | 7440-22-4 | |
| Sodium | **23.1** | mg/L | 1.0 | 0.50 | 1 | 11/09/11 10:43 | 11/10/11 05:24 | 7440-23-5 | |
| Vanadium | **5.0U** | ug/L | 10.0 | 5.0 | 1 | 11/09/11 10:43 | 11/10/11 05:24 | 7440-62-2 | |
| Zinc | **10.0U** | ug/L | 20.0 | 10.0 | 1 | 11/09/11 10:43 | 11/10/11 05:24 | 7440-66-6 | |
| **6020 MET ICPMS** | Analytical Method: EPA 6020 Preparation Method: EPA 3010 | | | | | | | | |
| Antimony | **0.50U** | ug/L | 1.0 | 0.50 | 1 | 11/09/11 10:43 | 11/09/11 18:42 | 7440-36-0 | |
| Thallium | **0.50U** | ug/L | 1.0 | 0.50 | 1 | 11/09/11 10:43 | 11/09/11 18:42 | 7440-28-0 | |
| **7470 Mercury** | Analytical Method: EPA 7470 Preparation Method: EPA 7470 | | | | | | | | |
| Mercury | **0.10U** | ug/L | 0.20 | 0.10 | 1 | 11/09/11 05:25 | 11/10/11 02:06 | 7439-97-6 | |
| **8260 MSV** | Analytical Method: EPA 8260 | | | | | | | | |
| Acetone | **5.0U** | ug/L | 10.0 | 5.0 | 1 | | 11/15/11 12:23 | 67-64-1 | |
| Acrylonitrile | **5.0U** | ug/L | 10.0 | 5.0 | 1 | | 11/15/11 12:23 | 107-13-1 | |
| Benzene | **0.50U** | ug/L | 1.0 | 0.50 | 1 | | 11/15/11 12:23 | 71-43-2 | |
| Bromochloromethane | **0.50U** | ug/L | 1.0 | 0.50 | 1 | | 11/15/11 12:23 | 74-97-5 | |

**Pace Analytical Services, Inc.**
8 East Tower Circle
Ormond Beach, FL 32174
(386)672-5668

# ANALYTICAL RESULTS

Project: Tomoka Semi-annual LF
Pace Project No.: 3542615

**Sample: B70-1** **Lab ID: 3542615002** Collected: 11/08/11 10:28 Received: 11/08/11 17:16 Matrix: Water

| Parameters | Results | Units | PQL | MDL | DF | Prepared | Analyzed | CAS No. | Qual |
|---|---|---|---|---|---|---|---|---|---|
| **8260 MSV** | Analytical Method: EPA 8260 | | | | | | | | |
| Bromodichloromethane | **0.27U** | ug/L | 0.60 | 0.27 | 1 | | 11/15/11 12:23 | 75-27-4 | |
| Bromoform | **0.50U** | ug/L | 1.0 | 0.50 | 1 | | 11/15/11 12:23 | 75-25-2 | |
| Bromomethane | **0.50U** | ug/L | 1.0 | 0.50 | 1 | | 11/15/11 12:23 | 74-83-9 | |
| 2-Butanone (MEK) | **5.0U** | ug/L | 10.0 | 5.0 | 1 | | 11/15/11 12:23 | 78-93-3 | |
| Carbon disulfide | **5.0U** | ug/L | 10.0 | 5.0 | 1 | | 11/15/11 12:23 | 75-15-0 | |
| Carbon tetrachloride | **0.50U** | ug/L | 1.0 | 0.50 | 1 | | 11/15/11 12:23 | 56-23-5 | |
| Chlorobenzene | **0.50U** | ug/L | 1.0 | 0.50 | 1 | | 11/15/11 12:23 | 108-90-7 | |
| Chloroethane | **0.50U** | ug/L | 1.0 | 0.50 | 1 | | 11/15/11 12:23 | 75-00-3 | |
| Chloroform | **0.50U** | ug/L | 1.0 | 0.50 | 1 | | 11/15/11 12:23 | 67-66-3 | |
| Chloromethane | **0.62U** | ug/L | 1.0 | 0.62 | 1 | | 11/15/11 12:23 | 74-87-3 | L3 |
| Dibromochloromethane | **0.26U** | ug/L | 0.50 | 0.26 | 1 | | 11/15/11 12:23 | 124-48-1 | |
| Dibromomethane | **0.50U** | ug/L | 1.0 | 0.50 | 1 | | 11/15/11 12:23 | 74-95-3 | |
| 1,2-Dichlorobenzene | **0.50U** | ug/L | 1.0 | 0.50 | 1 | | 11/15/11 12:23 | 95-50-1 | |
| 1,4-Dichlorobenzene | **0.50U** | ug/L | 1.0 | 0.50 | 1 | | 11/15/11 12:23 | 106-46-7 | |
| trans-1,4-Dichloro-2-butene | **5.0U** | ug/L | 10.0 | 5.0 | 1 | | 11/15/11 12:23 | 110-57-6 | |
| 1,1-Dichloroethane | **0.50U** | ug/L | 1.0 | 0.50 | 1 | | 11/15/11 12:23 | 75-34-3 | |
| 1,2-Dichloroethane | **0.50U** | ug/L | 1.0 | 0.50 | 1 | | 11/15/11 12:23 | 107-06-2 | |
| 1,1-Dichloroethene | **0.50U** | ug/L | 1.0 | 0.50 | 1 | | 11/15/11 12:23 | 75-35-4 | |
| cis-1,2-Dichloroethene | **0.50U** | ug/L | 1.0 | 0.50 | 1 | | 11/15/11 12:23 | 156-59-2 | |
| trans-1,2-Dichloroethene | **0.50U** | ug/L | 1.0 | 0.50 | 1 | | 11/15/11 12:23 | 156-60-5 | |
| 1,2-Dichloropropane | **0.50U** | ug/L | 1.0 | 0.50 | 1 | | 11/15/11 12:23 | 78-87-5 | |
| cis-1,3-Dichloropropene | **0.25U** | ug/L | 0.50 | 0.25 | 1 | | 11/15/11 12:23 | 10061-01-5 | |
| trans-1,3-Dichloropropene | **0.25U** | ug/L | 0.50 | 0.25 | 1 | | 11/15/11 12:23 | 10061-02-6 | |
| Ethylbenzene | **0.50U** | ug/L | 1.0 | 0.50 | 1 | | 11/15/11 12:23 | 100-41-4 | |
| 2-Hexanone | **5.0U** | ug/L | 10.0 | 5.0 | 1 | | 11/15/11 12:23 | 591-78-6 | |
| Iodomethane | **0.50U** | ug/L | 1.0 | 0.50 | 1 | | 11/15/11 12:23 | 74-88-4 | |
| Methylene Chloride | **2.5U** | ug/L | 5.0 | 2.5 | 1 | | 11/15/11 12:23 | 75-09-2 | |
| 4-Methyl-2-pentanone (MIBK) | **5.0U** | ug/L | 10.0 | 5.0 | 1 | | 11/15/11 12:23 | 108-10-1 | |
| Styrene | **0.50U** | ug/L | 1.0 | 0.50 | 1 | | 11/15/11 12:23 | 100-42-5 | |
| 1,1,1,2-Tetrachloroethane | **0.50U** | ug/L | 1.0 | 0.50 | 1 | | 11/15/11 12:23 | 630-20-6 | |
| 1,1,2,2-Tetrachloroethane | **0.12U** | ug/L | 0.50 | 0.12 | 1 | | 11/15/11 12:23 | 79-34-5 | |
| Tetrachloroethene | **0.50U** | ug/L | 1.0 | 0.50 | 1 | | 11/15/11 12:23 | 127-18-4 | |
| Toluene | **0.50U** | ug/L | 1.0 | 0.50 | 1 | | 11/15/11 12:23 | 108-88-3 | |
| 1,1,1-Trichloroethane | **0.50U** | ug/L | 1.0 | 0.50 | 1 | | 11/15/11 12:23 | 71-55-6 | |
| 1,1,2-Trichloroethane | **0.50U** | ug/L | 1.0 | 0.50 | 1 | | 11/15/11 12:23 | 79-00-5 | |
| Trichloroethene | **0.50U** | ug/L | 1.0 | 0.50 | 1 | | 11/15/11 12:23 | 79-01-6 | |
| Trichlorofluoromethane | **0.50U** | ug/L | 1.0 | 0.50 | 1 | | 11/15/11 12:23 | 75-69-4 | |
| 1,2,3-Trichloropropane | **0.36U** | ug/L | 0.50 | 0.36 | 1 | | 11/15/11 12:23 | 96-18-4 | |
| Vinyl acetate | **1.0U** | ug/L | 2.0 | 1.0 | 1 | | 11/15/11 12:23 | 108-05-4 | |
| Vinyl chloride | **0.50U** | ug/L | 1.0 | 0.50 | 1 | | 11/15/11 12:23 | 75-01-4 | |
| Xylene (Total) | **0.50U** | ug/L | 1.0 | 0.50 | 1 | | 11/15/11 12:23 | 1330-20-7 | |
| ***Surrogates*** | | | | | | | | | |
| 4-Bromofluorobenzene (S) | 93 | % | 70-114 | | 1 | | 11/15/11 12:23 | 460-00-4 | |
| Dibromofluoromethane (S) | 106 | % | 88-117 | | 1 | | 11/15/11 12:23 | 1868-53-7 | |
| 1,2-Dichloroethane-d4 (S) | 108 | % | 86-125 | | 1 | | 11/15/11 12:23 | 17060-07-0 | |
| Toluene-d8 (S) | 100 | % | 87-113 | | 1 | | 11/15/11 12:23 | 2037-26-5 | |

**Pace Analytical Services, Inc.**
8 East Tower Circle
Ormond Beach, FL 32174
(386)672-5668

# ANALYTICAL RESULTS

Project: Tomoka Semi-annual LF
Pace Project No.: 3542615

**Sample: B70-1** **Lab ID: 3542615002** Collected: 11/08/11 10:28 Received: 11/08/11 17:16 Matrix: Water

| Parameters | Results | Units | PQL | MDL | DF | Prepared | Analyzed | CAS No. | Qual |
|---|---|---|---|---|---|---|---|---|---|
| **2540C Total Dissolved Solids** | Analytical Method: SM 2540C | | | | | | | | |
| Total Dissolved Solids | **171** | mg/L | 5.0 | 5.0 | 1 | | 11/10/11 10:12 | | |
| **300.0 IC Anions** | Analytical Method: EPA 300.0 | | | | | | | | |
| Nitrate as N | **0.025U** | mg/L | 0.050 | 0.025 | 1 | | 11/09/11 08:18 | 14797-55-8 | |
| **300.0 IC Anions 28 Days** | Analytical Method: EPA 300.0 | | | | | | | | |
| Chloride | **20.0** | mg/L | 5.0 | 2.5 | 1 | | 11/09/11 08:18 | 16887-00-6 | |
| Sulfate | **45.0** | mg/L | 5.0 | 2.5 | 1 | | 11/09/11 08:18 | 14808-79-8 | J(M1) |
| **350.1 Ammonia** | Analytical Method: EPA 350.1 | | | | | | | | |
| Nitrogen, Ammonia | **0.020U** | mg/L | 0.050 | 0.020 | 1 | | 11/16/11 07:03 | 7664-41-7 | |

**Pace Analytical Services, Inc.**
8 East Tower Circle
Ormond Beach, FL 32174
(386)672-5668

# ANALYTICAL RESULTS

Project: Tomoka Semi-annual LF
Pace Project No.: 3542615

**Sample: B70-1 DUP** **Lab ID: 3542615003** Collected: 11/08/11 10:42 Received: 11/08/11 17:16 Matrix: Water

| Parameters | Results | Units | PQL | MDL | DF | Prepared | Analyzed | CAS No. | Qual |
|---|---|---|---|---|---|---|---|---|---|
| **Field Data** | Analytical Method: | | | | | | | | |
| Field pH | **5.93** | Std. Units | | | 1 | | 11/08/11 10:42 | | |
| Field Temperature | **23.59** | deg C | | | 1 | | 11/08/11 10:42 | | |
| Appearance | **Color: None, Sheen: None** | | | | 1 | | 11/08/11 10:42 | | |
| Field Specific Conductance | **260** | umhos/cm | | | 1 | | 11/08/11 10:42 | | |
| Oxygen, Dissolved | **0.26** | mg/L | | | 1 | | 11/08/11 10:42 | 7782-44-7 | |
| REDOX | **48.0** | mV | | | 1 | | 11/08/11 10:42 | | |
| Turbidity | **0.12** | NTU | | | 1 | | 11/08/11 10:42 | | |
| Depth to Water | **10.0** | feet | | | 1 | | 11/08/11 10:42 | | |
| Water Level(NGVD) | **21.03** | feet | | | 1 | | 11/08/11 10:42 | | |
| **8011 GCS EDB and DBCP** | Analytical Method: EPA 8011 | Preparation Method: EPA 8011 | | | | | | | |
| 1,2-Dibromo-3-chloropropane | **0.0050U** | ug/L | 0.021 | 0.0050 | 1 | 11/10/11 12:00 | 11/10/11 15:58 | 96-12-8 | |
| 1,2-Dibromoethane (EDB) | **0.0064U** | ug/L | 0.010 | 0.0064 | 1 | 11/10/11 12:00 | 11/10/11 15:58 | 106-93-4 | |
| **6010 MET ICP** | Analytical Method: EPA 6010 | Preparation Method: EPA 3010 | | | | | | | |
| Arsenic | **5.0U** | ug/L | 10.0 | 5.0 | 1 | 11/09/11 10:43 | 11/10/11 05:36 | 7440-38-2 | |
| Barium | **32.0** | ug/L | 10.0 | 5.0 | 1 | 11/09/11 10:43 | 11/10/11 05:36 | 7440-39-3 | |
| Beryllium | **0.50U** | ug/L | 1.0 | 0.50 | 1 | 11/09/11 10:43 | 11/10/11 05:36 | 7440-41-7 | |
| Cadmium | **0.50U** | ug/L | 1.0 | 0.50 | 1 | 11/09/11 10:43 | 11/10/11 05:36 | 7440-43-9 | |
| Chromium | **2.5U** | ug/L | 5.0 | 2.5 | 1 | 11/09/11 10:43 | 11/10/11 05:36 | 7440-47-3 | |
| Cobalt | **5.0U** | ug/L | 10.0 | 5.0 | 1 | 11/09/11 10:43 | 11/10/11 05:36 | 7440-48-4 | |
| Copper | **2.5U** | ug/L | 5.0 | 2.5 | 1 | 11/09/11 10:43 | 11/10/11 05:36 | 7440-50-8 | |
| Iron | **5400** | ug/L | 40.0 | 20.0 | 1 | 11/09/11 10:43 | 11/10/11 05:36 | 7439-89-6 | |
| Lead | **5.0U** | ug/L | 10.0 | 5.0 | 1 | 11/09/11 10:43 | 11/10/11 05:36 | 7439-92-1 | |
| Nickel | **2.5U** | ug/L | 5.0 | 2.5 | 1 | 11/09/11 10:43 | 11/10/11 05:36 | 7440-02-0 | |
| Selenium | **7.5U** | ug/L | 15.0 | 7.5 | 1 | 11/09/11 10:43 | 11/10/11 05:36 | 7782-49-2 | |
| Silver | **2.5U** | ug/L | 5.0 | 2.5 | 1 | 11/09/11 10:43 | 11/10/11 05:36 | 7440-22-4 | |
| Sodium | **24.5** | mg/L | 1.0 | 0.50 | 1 | 11/09/11 10:43 | 11/10/11 05:36 | 7440-23-5 | |
| Vanadium | **5.0U** | ug/L | 10.0 | 5.0 | 1 | 11/09/11 10:43 | 11/10/11 05:36 | 7440-62-2 | |
| Zinc | **10.0U** | ug/L | 20.0 | 10.0 | 1 | 11/09/11 10:43 | 11/10/11 05:36 | 7440-66-6 | |
| **6020 MET ICPMS** | Analytical Method: EPA 6020 | Preparation Method: EPA 3010 | | | | | | | |
| Antimony | **0.50U** | ug/L | 1.0 | 0.50 | 1 | 11/09/11 10:43 | 11/09/11 18:44 | 7440-36-0 | |
| Thallium | **0.50U** | ug/L | 1.0 | 0.50 | 1 | 11/09/11 10:43 | 11/09/11 18:44 | 7440-28-0 | |
| **7470 Mercury** | Analytical Method: EPA 7470 | Preparation Method: EPA 7470 | | | | | | | |
| Mercury | **0.10U** | ug/L | 0.20 | 0.10 | 1 | 11/09/11 05:25 | 11/10/11 02:09 | 7439-97-6 | |
| **8260 MSV** | Analytical Method: EPA 8260 | | | | | | | | |
| Acetone | **5.0U** | ug/L | 10.0 | 5.0 | 1 | | 11/15/11 12:48 | 67-64-1 | |
| Acrylonitrile | **5.0U** | ug/L | 10.0 | 5.0 | 1 | | 11/15/11 12:48 | 107-13-1 | |
| Benzene | **0.50U** | ug/L | 1.0 | 0.50 | 1 | | 11/15/11 12:48 | 71-43-2 | |
| Bromochloromethane | **0.50U** | ug/L | 1.0 | 0.50 | 1 | | 11/15/11 12:48 | 74-97-5 | |

**Pace Analytical Services, Inc.**
8 East Tower Circle
Ormond Beach, FL 32174
(386)672-5668

# ANALYTICAL RESULTS

Project: Tomoka Semi-annual LF
Pace Project No.: 3542615

**Sample: B70-1 DUP** **Lab ID: 3542615003** Collected: 11/08/11 10:42 Received: 11/08/11 17:16 Matrix: Water

| Parameters | Results | Units | PQL | MDL | DF | Prepared | Analyzed | CAS No. | Qual |
|---|---|---|---|---|---|---|---|---|---|
| **8260 MSV** | Analytical Method: EPA 8260 | | | | | | | | |
| Bromodichloromethane | **0.27U** | ug/L | 0.60 | 0.27 | 1 | | 11/15/11 12:48 | 75-27-4 | |
| Bromoform | **0.50U** | ug/L | 1.0 | 0.50 | 1 | | 11/15/11 12:48 | 75-25-2 | |
| Bromomethane | **0.50U** | ug/L | 1.0 | 0.50 | 1 | | 11/15/11 12:48 | 74-83-9 | |
| 2-Butanone (MEK) | **5.0U** | ug/L | 10.0 | 5.0 | 1 | | 11/15/11 12:48 | 78-93-3 | |
| Carbon disulfide | **5.0U** | ug/L | 10.0 | 5.0 | 1 | | 11/15/11 12:48 | 75-15-0 | |
| Carbon tetrachloride | **0.50U** | ug/L | 1.0 | 0.50 | 1 | | 11/15/11 12:48 | 56-23-5 | |
| Chlorobenzene | **0.50U** | ug/L | 1.0 | 0.50 | 1 | | 11/15/11 12:48 | 108-90-7 | |
| Chloroethane | **0.50U** | ug/L | 1.0 | 0.50 | 1 | | 11/15/11 12:48 | 75-00-3 | |
| Chloroform | **0.50U** | ug/L | 1.0 | 0.50 | 1 | | 11/15/11 12:48 | 67-66-3 | |
| Chloromethane | **0.62U** | ug/L | 1.0 | 0.62 | 1 | | 11/15/11 12:48 | 74-87-3 | L3 |
| Dibromochloromethane | **0.26U** | ug/L | 0.50 | 0.26 | 1 | | 11/15/11 12:48 | 124-48-1 | |
| Dibromomethane | **0.50U** | ug/L | 1.0 | 0.50 | 1 | | 11/15/11 12:48 | 74-95-3 | |
| 1,2-Dichlorobenzene | **0.50U** | ug/L | 1.0 | 0.50 | 1 | | 11/15/11 12:48 | 95-50-1 | |
| 1,4-Dichlorobenzene | **0.50U** | ug/L | 1.0 | 0.50 | 1 | | 11/15/11 12:48 | 106-46-7 | |
| trans-1,4-Dichloro-2-butene | **5.0U** | ug/L | 10.0 | 5.0 | 1 | | 11/15/11 12:48 | 110-57-6 | |
| 1,1-Dichloroethane | **0.50U** | ug/L | 1.0 | 0.50 | 1 | | 11/15/11 12:48 | 75-34-3 | |
| 1,2-Dichloroethane | **0.50U** | ug/L | 1.0 | 0.50 | 1 | | 11/15/11 12:48 | 107-06-2 | |
| 1,1-Dichloroethene | **0.50U** | ug/L | 1.0 | 0.50 | 1 | | 11/15/11 12:48 | 75-35-4 | |
| cis-1,2-Dichloroethene | **0.50U** | ug/L | 1.0 | 0.50 | 1 | | 11/15/11 12:48 | 156-59-2 | |
| trans-1,2-Dichloroethene | **0.50U** | ug/L | 1.0 | 0.50 | 1 | | 11/15/11 12:48 | 156-60-5 | |
| 1,2-Dichloropropane | **0.50U** | ug/L | 1.0 | 0.50 | 1 | | 11/15/11 12:48 | 78-87-5 | |
| cis-1,3-Dichloropropene | **0.25U** | ug/L | 0.50 | 0.25 | 1 | | 11/15/11 12:48 | 10061-01-5 | |
| trans-1,3-Dichloropropene | **0.25U** | ug/L | 0.50 | 0.25 | 1 | | 11/15/11 12:48 | 10061-02-6 | |
| Ethylbenzene | **0.50U** | ug/L | 1.0 | 0.50 | 1 | | 11/15/11 12:48 | 100-41-4 | |
| 2-Hexanone | **5.0U** | ug/L | 10.0 | 5.0 | 1 | | 11/15/11 12:48 | 591-78-6 | |
| Iodomethane | **0.50U** | ug/L | 1.0 | 0.50 | 1 | | 11/15/11 12:48 | 74-88-4 | |
| Methylene Chloride | **2.5U** | ug/L | 5.0 | 2.5 | 1 | | 11/15/11 12:48 | 75-09-2 | |
| 4-Methyl-2-pentanone (MIBK) | **5.0U** | ug/L | 10.0 | 5.0 | 1 | | 11/15/11 12:48 | 108-10-1 | |
| Styrene | **0.50U** | ug/L | 1.0 | 0.50 | 1 | | 11/15/11 12:48 | 100-42-5 | |
| 1,1,1,2-Tetrachloroethane | **0.50U** | ug/L | 1.0 | 0.50 | 1 | | 11/15/11 12:48 | 630-20-6 | |
| 1,1,2,2-Tetrachloroethane | **0.12U** | ug/L | 0.50 | 0.12 | 1 | | 11/15/11 12:48 | 79-34-5 | |
| Tetrachloroethene | **0.50U** | ug/L | 1.0 | 0.50 | 1 | | 11/15/11 12:48 | 127-18-4 | |
| Toluene | **0.50U** | ug/L | 1.0 | 0.50 | 1 | | 11/15/11 12:48 | 108-88-3 | |
| 1,1,1-Trichloroethane | **0.50U** | ug/L | 1.0 | 0.50 | 1 | | 11/15/11 12:48 | 71-55-6 | |
| 1,1,2-Trichloroethane | **0.50U** | ug/L | 1.0 | 0.50 | 1 | | 11/15/11 12:48 | 79-00-5 | |
| Trichloroethene | **0.50U** | ug/L | 1.0 | 0.50 | 1 | | 11/15/11 12:48 | 79-01-6 | |
| Trichlorofluoromethane | **0.50U** | ug/L | 1.0 | 0.50 | 1 | | 11/15/11 12:48 | 75-69-4 | |
| 1,2,3-Trichloropropane | **0.36U** | ug/L | 0.50 | 0.36 | 1 | | 11/15/11 12:48 | 96-18-4 | |
| Vinyl acetate | **1.0U** | ug/L | 2.0 | 1.0 | 1 | | 11/15/11 12:48 | 108-05-4 | |
| Vinyl chloride | **0.50U** | ug/L | 1.0 | 0.50 | 1 | | 11/15/11 12:48 | 75-01-4 | |
| Xylene (Total) | **0.50U** | ug/L | 1.0 | 0.50 | 1 | | 11/15/11 12:48 | 1330-20-7 | |
| ***Surrogates*** | | | | | | | | | |
| 4-Bromofluorobenzene (S) | 91 | % | 70-114 | | 1 | | 11/15/11 12:48 | 460-00-4 | |
| Dibromofluoromethane (S) | 103 | % | 88-117 | | 1 | | 11/15/11 12:48 | 1868-53-7 | |
| 1,2-Dichloroethane-d4 (S) | 106 | % | 86-125 | | 1 | | 11/15/11 12:48 | 17060-07-0 | |
| Toluene-d8 (S) | 102 | % | 87-113 | | 1 | | 11/15/11 12:48 | 2037-26-5 | |

**Pace Analytical Services, Inc.**
8 East Tower Circle
Ormond Beach, FL 32174
(386)672-5668

# ANALYTICAL RESULTS

Project: Tomoka Semi-annual LF
Pace Project No.: 3542615

**Sample: B70-1 DUP** **Lab ID: 3542615003** Collected: 11/08/11 10:42 Received: 11/08/11 17:16 Matrix: Water

| Parameters | Results | Units | PQL | MDL | DF | Prepared | Analyzed | CAS No. | Qual |
|---|---|---|---|---|---|---|---|---|---|
| **2540C Total Dissolved Solids** | Analytical Method: SM 2540C | | | | | | | | |
| Total Dissolved Solids | **175** | mg/L | 5.0 | 5.0 | 1 | | 11/10/11 10:12 | | |
| **300.0 IC Anions** | Analytical Method: EPA 300.0 | | | | | | | | |
| Nitrate as N | **0.025U** | mg/L | 0.050 | 0.025 | 1 | | 11/09/11 08:54 | 14797-55-8 | |
| **300.0 IC Anions 28 Days** | Analytical Method: EPA 300.0 | | | | | | | | |
| Chloride | **20.2** | mg/L | 5.0 | 2.5 | 1 | | 11/09/11 08:54 | 16887-00-6 | |
| Sulfate | **46.0** | mg/L | 5.0 | 2.5 | 1 | | 11/09/11 08:54 | 14808-79-8 | |
| **350.1 Ammonia** | Analytical Method: EPA 350.1 | | | | | | | | |
| Nitrogen, Ammonia | **0.020U** | mg/L | 0.050 | 0.020 | 1 | | 11/16/11 07:06 | 7664-41-7 | |

**Pace Analytical Services, Inc.**
8 East Tower Circle
Ormond Beach, FL 32174
(386)672-5668

# ANALYTICAL RESULTS

Project: Tomoka Semi-annual LF
Pace Project No.: 3542615

**Sample: B70-2** **Lab ID: 3542615004** Collected: 11/08/11 11:20 Received: 11/08/11 17:16 Matrix: Water

| Parameters | Results | Units | PQL | MDL | DF | Prepared | Analyzed | CAS No. | Qual |
|---|---|---|---|---|---|---|---|---|---|
| **Field Data** | Analytical Method: | | | | | | | | |
| Field pH | **5.25** | Std. Units | | | 1 | | 11/08/11 11:20 | | |
| Field Temperature | **24.80** | deg C | | | 1 | | 11/08/11 11:20 | | |
| Appearance | **Color: Brown, Sheen: None** | | | | 1 | | 11/08/11 11:20 | | |
| Field Specific Conductance | **266** | umhos/cm | | | 1 | | 11/08/11 11:20 | | |
| Oxygen, Dissolved | **0.52** | mg/L | | | 1 | | 11/08/11 11:20 | 7782-44-7 | |
| REDOX | **76.1** | mV | | | 1 | | 11/08/11 11:20 | | |
| Turbidity | **14.8** | NTU | | | 1 | | 11/08/11 11:20 | | |
| Depth to Water | **10.17** | feet | | | 1 | | 11/08/11 11:20 | | |
| Water Level(NGVD) | **21.34** | feet | | | 1 | | 11/08/11 11:20 | | |
| **8011 GCS EDB and DBCP** | Analytical Method: EPA 8011 | Preparation Method: EPA 8011 | | | | | | | |
| 1,2-Dibromo-3-chloropropane | **0.0051U** | ug/L | 0.021 | 0.0051 | 1 | 11/10/11 12:00 | 11/10/11 16:13 | 96-12-8 | |
| 1,2-Dibromoethane (EDB) | **0.0065U** | ug/L | 0.010 | 0.0065 | 1 | 11/10/11 12:00 | 11/10/11 16:13 | 106-93-4 | |
| **6010 MET ICP** | Analytical Method: EPA 6010 | Preparation Method: EPA 3010 | | | | | | | |
| Arsenic | **5.0U** | ug/L | 10.0 | 5.0 | 1 | 11/09/11 10:43 | 11/10/11 05:41 | 7440-38-2 | |
| Barium | **40.6** | ug/L | 10.0 | 5.0 | 1 | 11/09/11 10:43 | 11/10/11 05:41 | 7440-39-3 | |
| Beryllium | **0.50U** | ug/L | 1.0 | 0.50 | 1 | 11/09/11 10:43 | 11/10/11 05:41 | 7440-41-7 | |
| Cadmium | **0.50U** | ug/L | 1.0 | 0.50 | 1 | 11/09/11 10:43 | 11/10/11 05:41 | 7440-43-9 | |
| Chromium | **2.5U** | ug/L | 5.0 | 2.5 | 1 | 11/09/11 10:43 | 11/10/11 05:41 | 7440-47-3 | |
| Cobalt | **5.0U** | ug/L | 10.0 | 5.0 | 1 | 11/09/11 10:43 | 11/10/11 05:41 | 7440-48-4 | |
| Copper | **2.5U** | ug/L | 5.0 | 2.5 | 1 | 11/09/11 10:43 | 11/10/11 05:41 | 7440-50-8 | |
| Iron | **9790** | ug/L | 40.0 | 20.0 | 1 | 11/09/11 10:43 | 11/10/11 05:41 | 7439-89-6 | |
| Lead | **5.0U** | ug/L | 10.0 | 5.0 | 1 | 11/09/11 10:43 | 11/10/11 05:41 | 7439-92-1 | |
| Nickel | **2.5U** | ug/L | 5.0 | 2.5 | 1 | 11/09/11 10:43 | 11/10/11 05:41 | 7440-02-0 | |
| Selenium | **7.5U** | ug/L | 15.0 | 7.5 | 1 | 11/09/11 10:43 | 11/10/11 05:41 | 7782-49-2 | |
| Silver | **2.5U** | ug/L | 5.0 | 2.5 | 1 | 11/09/11 10:43 | 11/10/11 05:41 | 7440-22-4 | |
| Sodium | **18.0** | mg/L | 1.0 | 0.50 | 1 | 11/09/11 10:43 | 11/10/11 05:41 | 7440-23-5 | |
| Vanadium | **5.9 I** | ug/L | 10.0 | 5.0 | 1 | 11/09/11 10:43 | 11/10/11 05:41 | 7440-62-2 | |
| Zinc | **20.6** | ug/L | 20.0 | 10.0 | 1 | 11/09/11 10:43 | 11/10/11 05:41 | 7440-66-6 | |
| **6020 MET ICPMS** | Analytical Method: EPA 6020 | Preparation Method: EPA 3010 | | | | | | | |
| Antimony | **0.50U** | ug/L | 1.0 | 0.50 | 1 | 11/09/11 10:43 | 11/09/11 18:51 | 7440-36-0 | |
| Thallium | **0.50U** | ug/L | 1.0 | 0.50 | 1 | 11/09/11 10:43 | 11/09/11 18:51 | 7440-28-0 | |
| **7470 Mercury** | Analytical Method: EPA 7470 | Preparation Method: EPA 7470 | | | | | | | |
| Mercury | **0.10U** | ug/L | 0.20 | 0.10 | 1 | 11/09/11 05:25 | 11/10/11 02:12 | 7439-97-6 | |
| **8260 MSV** | Analytical Method: EPA 8260 | | | | | | | | |
| Acetone | **5.0U** | ug/L | 10.0 | 5.0 | 1 | | 11/15/11 10:45 | 67-64-1 | |
| Acrylonitrile | **5.0U** | ug/L | 10.0 | 5.0 | 1 | | 11/15/11 10:45 | 107-13-1 | |
| Benzene | **0.50U** | ug/L | 1.0 | 0.50 | 1 | | 11/15/11 10:45 | 71-43-2 | |
| Bromochloromethane | **0.50U** | ug/L | 1.0 | 0.50 | 1 | | 11/15/11 10:45 | 74-97-5 | |

**Pace Analytical Services, Inc.**
8 East Tower Circle
Ormond Beach, FL 32174
(386)672-5668

# ANALYTICAL RESULTS

Project: Tomoka Semi-annual LF
Pace Project No.: 3542615

**Sample: B70-2** **Lab ID: 3542615004** Collected: 11/08/11 11:20 Received: 11/08/11 17:16 Matrix: Water

| Parameters | Results | Units | PQL | MDL | DF | Prepared | Analyzed | CAS No. | Qual |
|---|---|---|---|---|---|---|---|---|---|
| **8260 MSV** | Analytical Method: EPA 8260 | | | | | | | | |
| Bromodichloromethane | **0.27U** | ug/L | 0.60 | 0.27 | 1 | | 11/15/11 10:45 | 75-27-4 | |
| Bromoform | **0.50U** | ug/L | 1.0 | 0.50 | 1 | | 11/15/11 10:45 | 75-25-2 | |
| Bromomethane | **0.50U** | ug/L | 1.0 | 0.50 | 1 | | 11/15/11 10:45 | 74-83-9 | |
| 2-Butanone (MEK) | **5.0U** | ug/L | 10.0 | 5.0 | 1 | | 11/15/11 10:45 | 78-93-3 | |
| Carbon disulfide | **5.0U** | ug/L | 10.0 | 5.0 | 1 | | 11/15/11 10:45 | 75-15-0 | |
| Carbon tetrachloride | **0.50U** | ug/L | 1.0 | 0.50 | 1 | | 11/15/11 10:45 | 56-23-5 | |
| Chlorobenzene | **0.50U** | ug/L | 1.0 | 0.50 | 1 | | 11/15/11 10:45 | 108-90-7 | |
| Chloroethane | **0.50U** | ug/L | 1.0 | 0.50 | 1 | | 11/15/11 10:45 | 75-00-3 | |
| Chloroform | **0.50U** | ug/L | 1.0 | 0.50 | 1 | | 11/15/11 10:45 | 67-66-3 | |
| Chloromethane | **0.62U** | ug/L | 1.0 | 0.62 | 1 | | 11/15/11 10:45 | 74-87-3 | L3 |
| Dibromochloromethane | **0.26U** | ug/L | 0.50 | 0.26 | 1 | | 11/15/11 10:45 | 124-48-1 | |
| Dibromomethane | **0.50U** | ug/L | 1.0 | 0.50 | 1 | | 11/15/11 10:45 | 74-95-3 | |
| 1,2-Dichlorobenzene | **0.50U** | ug/L | 1.0 | 0.50 | 1 | | 11/15/11 10:45 | 95-50-1 | |
| 1,4-Dichlorobenzene | **0.50U** | ug/L | 1.0 | 0.50 | 1 | | 11/15/11 10:45 | 106-46-7 | |
| trans-1,4-Dichloro-2-butene | **5.0U** | ug/L | 10.0 | 5.0 | 1 | | 11/15/11 10:45 | 110-57-6 | |
| 1,1-Dichloroethane | **0.50U** | ug/L | 1.0 | 0.50 | 1 | | 11/15/11 10:45 | 75-34-3 | |
| 1,2-Dichloroethane | **0.50U** | ug/L | 1.0 | 0.50 | 1 | | 11/15/11 10:45 | 107-06-2 | |
| 1,1-Dichloroethene | **0.50U** | ug/L | 1.0 | 0.50 | 1 | | 11/15/11 10:45 | 75-35-4 | |
| cis-1,2-Dichloroethene | **0.50U** | ug/L | 1.0 | 0.50 | 1 | | 11/15/11 10:45 | 156-59-2 | |
| trans-1,2-Dichloroethene | **0.50U** | ug/L | 1.0 | 0.50 | 1 | | 11/15/11 10:45 | 156-60-5 | |
| 1,2-Dichloropropane | **0.50U** | ug/L | 1.0 | 0.50 | 1 | | 11/15/11 10:45 | 78-87-5 | |
| cis-1,3-Dichloropropene | **0.25U** | ug/L | 0.50 | 0.25 | 1 | | 11/15/11 10:45 | 10061-01-5 | |
| trans-1,3-Dichloropropene | **0.25U** | ug/L | 0.50 | 0.25 | 1 | | 11/15/11 10:45 | 10061-02-6 | |
| Ethylbenzene | **0.50U** | ug/L | 1.0 | 0.50 | 1 | | 11/15/11 10:45 | 100-41-4 | |
| 2-Hexanone | **5.0U** | ug/L | 10.0 | 5.0 | 1 | | 11/15/11 10:45 | 591-78-6 | |
| Iodomethane | **0.50U** | ug/L | 1.0 | 0.50 | 1 | | 11/15/11 10:45 | 74-88-4 | |
| Methylene Chloride | **2.5U** | ug/L | 5.0 | 2.5 | 1 | | 11/15/11 10:45 | 75-09-2 | |
| 4-Methyl-2-pentanone (MIBK) | **5.0U** | ug/L | 10.0 | 5.0 | 1 | | 11/15/11 10:45 | 108-10-1 | |
| Styrene | **0.50U** | ug/L | 1.0 | 0.50 | 1 | | 11/15/11 10:45 | 100-42-5 | |
| 1,1,1,2-Tetrachloroethane | **0.50U** | ug/L | 1.0 | 0.50 | 1 | | 11/15/11 10:45 | 630-20-6 | |
| 1,1,2,2-Tetrachloroethane | **0.12U** | ug/L | 0.50 | 0.12 | 1 | | 11/15/11 10:45 | 79-34-5 | |
| Tetrachloroethene | **0.50U** | ug/L | 1.0 | 0.50 | 1 | | 11/15/11 10:45 | 127-18-4 | |
| Toluene | **0.50U** | ug/L | 1.0 | 0.50 | 1 | | 11/15/11 10:45 | 108-88-3 | |
| 1,1,1-Trichloroethane | **0.50U** | ug/L | 1.0 | 0.50 | 1 | | 11/15/11 10:45 | 71-55-6 | |
| 1,1,2-Trichloroethane | **0.50U** | ug/L | 1.0 | 0.50 | 1 | | 11/15/11 10:45 | 79-00-5 | |
| Trichloroethene | **0.50U** | ug/L | 1.0 | 0.50 | 1 | | 11/15/11 10:45 | 79-01-6 | |
| Trichlorofluoromethane | **0.50U** | ug/L | 1.0 | 0.50 | 1 | | 11/15/11 10:45 | 75-69-4 | |
| 1,2,3-Trichloropropane | **0.36U** | ug/L | 0.50 | 0.36 | 1 | | 11/15/11 10:45 | 96-18-4 | |
| Vinyl acetate | **1.0U** | ug/L | 2.0 | 1.0 | 1 | | 11/15/11 10:45 | 108-05-4 | |
| Vinyl chloride | **0.50U** | ug/L | 1.0 | 0.50 | 1 | | 11/15/11 10:45 | 75-01-4 | |
| Xylene (Total) | **0.50U** | ug/L | 1.0 | 0.50 | 1 | | 11/15/11 10:45 | 1330-20-7 | |
| ***Surrogates*** | | | | | | | | | |
| 4-Bromofluorobenzene (S) | 89 | % | 70-114 | | 1 | | 11/15/11 10:45 | 460-00-4 | |
| Dibromofluoromethane (S) | 103 | % | 88-117 | | 1 | | 11/15/11 10:45 | 1868-53-7 | |
| 1,2-Dichloroethane-d4 (S) | 104 | % | 86-125 | | 1 | | 11/15/11 10:45 | 17060-07-0 | |
| Toluene-d8 (S) | 100 | % | 87-113 | | 1 | | 11/15/11 10:45 | 2037-26-5 | |

**Pace Analytical Services, Inc.**
8 East Tower Circle
Ormond Beach, FL 32174
(386)672-5668

# ANALYTICAL RESULTS

Project: Tomoka Semi-annual LF
Pace Project No.: 3542615

**Sample: B70-2** **Lab ID: 3542615004** Collected: 11/08/11 11:20 Received: 11/08/11 17:16 Matrix: Water

| Parameters | Results | Units | PQL | MDL | DF | Prepared | Analyzed | CAS No. | Qual |
|---|---|---|---|---|---|---|---|---|---|
| **2540C Total Dissolved Solids** | Analytical Method: SM 2540C | | | | | | | | |
| Total Dissolved Solids | **162** | mg/L | 5.0 | 5.0 | 1 | | 11/10/11 10:12 | | |
| **300.0 IC Anions** | Analytical Method: EPA 300.0 | | | | | | | | |
| Nitrate as N | **0.22** | mg/L | 0.050 | 0.025 | 1 | | 11/09/11 09:06 | 14797-55-8 | |
| **300.0 IC Anions 28 Days** | Analytical Method: EPA 300.0 | | | | | | | | |
| Chloride | **23.3** | mg/L | 5.0 | 2.5 | 1 | | 11/09/11 09:06 | 16887-00-6 | |
| Sulfate | **47.5** | mg/L | 5.0 | 2.5 | 1 | | 11/09/11 09:06 | 14808-79-8 | |
| **350.1 Ammonia** | Analytical Method: EPA 350.1 | | | | | | | | |
| Nitrogen, Ammonia | **0.020U** | mg/L | 0.050 | 0.020 | 1 | | 11/16/11 07:07 | 7664-41-7 | |

**Pace Analytical Services, Inc.**
8 East Tower Circle
Ormond Beach, FL 32174
(386)672-5668

# ANALYTICAL RESULTS

Project: Tomoka Semi-annual LF
Pace Project No.: 3542615

**Sample: B71** **Lab ID: 3542615005** Collected: 11/08/11 12:03 Received: 11/08/11 17:16 Matrix: Water

| Parameters | Results | Units | PQL | MDL | DF | Prepared | Analyzed | CAS No. | Qual |
|---|---|---|---|---|---|---|---|---|---|
| **Field Data** | Analytical Method: | | | | | | | | |
| Field pH | **5.02** | Std. Units | | | 1 | | 11/08/11 12:03 | | |
| Field Temperature | **25.14** | deg C | | | 1 | | 11/08/11 12:03 | | |
| Appearance | **Color: None, Sheen: None** | | | | 1 | | 11/08/11 12:03 | | |
| Field Specific Conductance | **282** | umhos/cm | | | 1 | | 11/08/11 12:03 | | |
| Oxygen, Dissolved | **0.41** | mg/L | | | 1 | | 11/08/11 12:03 | 7782-44-7 | |
| REDOX | **101.8** | mV | | | 1 | | 11/08/11 12:03 | | |
| Turbidity | **4.48** | NTU | | | 1 | | 11/08/11 12:03 | | |
| Depth to Water | **9.43** | feet | | | 1 | | 11/08/11 12:03 | | |
| Water Level(NGVD) | **21.32** | feet | | | 1 | | 11/08/11 12:03 | | |
| **8011 GCS EDB and DBCP** | Analytical Method: EPA 8011 Preparation Method: EPA 8011 | | | | | | | | |
| 1,2-Dibromo-3-chloropropane | **0.0049U** | ug/L | 0.020 | 0.0049 | 1 | 11/10/11 12:00 | 11/10/11 16:29 | 96-12-8 | |
| 1,2-Dibromoethane (EDB) | **0.0062U** | ug/L | 0.010 | 0.0062 | 1 | 11/10/11 12:00 | 11/10/11 16:29 | 106-93-4 | |
| **6010 MET ICP** | Analytical Method: EPA 6010 Preparation Method: EPA 3010 | | | | | | | | |
| Arsenic | **5.0U** | ug/L | 10.0 | 5.0 | 1 | 11/09/11 10:43 | 11/10/11 05:45 | 7440-38-2 | |
| Barium | **25.0** | ug/L | 10.0 | 5.0 | 1 | 11/09/11 10:43 | 11/10/11 05:45 | 7440-39-3 | |
| Beryllium | **0.50U** | ug/L | 1.0 | 0.50 | 1 | 11/09/11 10:43 | 11/10/11 05:45 | 7440-41-7 | |
| Cadmium | **0.50U** | ug/L | 1.0 | 0.50 | 1 | 11/09/11 10:43 | 11/10/11 05:45 | 7440-43-9 | |
| Chromium | **2.9 I** | ug/L | 5.0 | 2.5 | 1 | 11/09/11 10:43 | 11/10/11 05:45 | 7440-47-3 | |
| Cobalt | **5.0U** | ug/L | 10.0 | 5.0 | 1 | 11/09/11 10:43 | 11/10/11 05:45 | 7440-48-4 | |
| Copper | **2.5U** | ug/L | 5.0 | 2.5 | 1 | 11/09/11 10:43 | 11/10/11 05:45 | 7440-50-8 | |
| Iron | **6480** | ug/L | 40.0 | 20.0 | 1 | 11/09/11 10:43 | 11/10/11 05:45 | 7439-89-6 | |
| Lead | **5.0U** | ug/L | 10.0 | 5.0 | 1 | 11/09/11 10:43 | 11/10/11 05:45 | 7439-92-1 | |
| Nickel | **2.5U** | ug/L | 5.0 | 2.5 | 1 | 11/09/11 10:43 | 11/10/11 05:45 | 7440-02-0 | |
| Selenium | **7.5U** | ug/L | 15.0 | 7.5 | 1 | 11/09/11 10:43 | 11/10/11 05:45 | 7782-49-2 | |
| Silver | **2.5U** | ug/L | 5.0 | 2.5 | 1 | 11/09/11 10:43 | 11/10/11 05:45 | 7440-22-4 | |
| Sodium | **8.6** | mg/L | 1.0 | 0.50 | 1 | 11/09/11 10:43 | 11/10/11 05:45 | 7440-23-5 | |
| Vanadium | **5.0 I** | ug/L | 10.0 | 5.0 | 1 | 11/09/11 10:43 | 11/10/11 05:45 | 7440-62-2 | |
| Zinc | **48.2** | ug/L | 20.0 | 10.0 | 1 | 11/09/11 10:43 | 11/10/11 05:45 | 7440-66-6 | |
| **6020 MET ICPMS** | Analytical Method: EPA 6020 Preparation Method: EPA 3010 | | | | | | | | |
| Antimony | **0.50U** | ug/L | 1.0 | 0.50 | 1 | 11/09/11 10:43 | 11/09/11 18:53 | 7440-36-0 | |
| Thallium | **0.50U** | ug/L | 1.0 | 0.50 | 1 | 11/09/11 10:43 | 11/09/11 18:53 | 7440-28-0 | |
| **7470 Mercury** | Analytical Method: EPA 7470 Preparation Method: EPA 7470 | | | | | | | | |
| Mercury | **0.10U** | ug/L | 0.20 | 0.10 | 1 | 11/09/11 05:25 | 11/10/11 02:15 | 7439-97-6 | |
| **8260 MSV** | Analytical Method: EPA 8260 | | | | | | | | |
| Acetone | **5.0U** | ug/L | 10.0 | 5.0 | 1 | | 11/15/11 11:10 | 67-64-1 | |
| Acrylonitrile | **5.0U** | ug/L | 10.0 | 5.0 | 1 | | 11/15/11 11:10 | 107-13-1 | |
| Benzene | **0.50U** | ug/L | 1.0 | 0.50 | 1 | | 11/15/11 11:10 | 71-43-2 | |
| Bromochloromethane | **0.50U** | ug/L | 1.0 | 0.50 | 1 | | 11/15/11 11:10 | 74-97-5 | |

**Pace Analytical Services, Inc.**
8 East Tower Circle
Ormond Beach, FL 32174
(386)672-5668

# ANALYTICAL RESULTS

Project: Tomoka Semi-annual LF
Pace Project No.: 3542615

**Sample: B71** **Lab ID: 3542615005** Collected: 11/08/11 12:03 Received: 11/08/11 17:16 Matrix: Water

| Parameters | Results | Units | PQL | MDL | DF | Prepared | Analyzed | CAS No. | Qual |
|---|---|---|---|---|---|---|---|---|---|
| **8260 MSV** | Analytical Method: EPA 8260 | | | | | | | | |
| Bromodichloromethane | **0.27U** | ug/L | 0.60 | 0.27 | 1 | | 11/15/11 11:10 | 75-27-4 | |
| Bromoform | **0.50U** | ug/L | 1.0 | 0.50 | 1 | | 11/15/11 11:10 | 75-25-2 | |
| Bromomethane | **0.50U** | ug/L | 1.0 | 0.50 | 1 | | 11/15/11 11:10 | 74-83-9 | |
| 2-Butanone (MEK) | **5.0U** | ug/L | 10.0 | 5.0 | 1 | | 11/15/11 11:10 | 78-93-3 | |
| Carbon disulfide | **5.0U** | ug/L | 10.0 | 5.0 | 1 | | 11/15/11 11:10 | 75-15-0 | |
| Carbon tetrachloride | **0.50U** | ug/L | 1.0 | 0.50 | 1 | | 11/15/11 11:10 | 56-23-5 | |
| Chlorobenzene | **0.50U** | ug/L | 1.0 | 0.50 | 1 | | 11/15/11 11:10 | 108-90-7 | |
| Chloroethane | **0.50U** | ug/L | 1.0 | 0.50 | 1 | | 11/15/11 11:10 | 75-00-3 | |
| Chloroform | **0.50U** | ug/L | 1.0 | 0.50 | 1 | | 11/15/11 11:10 | 67-66-3 | |
| Chloromethane | **0.62U** | ug/L | 1.0 | 0.62 | 1 | | 11/15/11 11:10 | 74-87-3 | L3 |
| Dibromochloromethane | **0.26U** | ug/L | 0.50 | 0.26 | 1 | | 11/15/11 11:10 | 124-48-1 | |
| Dibromomethane | **0.50U** | ug/L | 1.0 | 0.50 | 1 | | 11/15/11 11:10 | 74-95-3 | |
| 1,2-Dichlorobenzene | **0.50U** | ug/L | 1.0 | 0.50 | 1 | | 11/15/11 11:10 | 95-50-1 | |
| 1,4-Dichlorobenzene | **0.50U** | ug/L | 1.0 | 0.50 | 1 | | 11/15/11 11:10 | 106-46-7 | |
| trans-1,4-Dichloro-2-butene | **5.0U** | ug/L | 10.0 | 5.0 | 1 | | 11/15/11 11:10 | 110-57-6 | |
| 1,1-Dichloroethane | **0.50U** | ug/L | 1.0 | 0.50 | 1 | | 11/15/11 11:10 | 75-34-3 | |
| 1,2-Dichloroethane | **0.50U** | ug/L | 1.0 | 0.50 | 1 | | 11/15/11 11:10 | 107-06-2 | |
| 1,1-Dichloroethene | **0.50U** | ug/L | 1.0 | 0.50 | 1 | | 11/15/11 11:10 | 75-35-4 | |
| cis-1,2-Dichloroethene | **0.50U** | ug/L | 1.0 | 0.50 | 1 | | 11/15/11 11:10 | 156-59-2 | |
| trans-1,2-Dichloroethene | **0.50U** | ug/L | 1.0 | 0.50 | 1 | | 11/15/11 11:10 | 156-60-5 | |
| 1,2-Dichloropropane | **0.50U** | ug/L | 1.0 | 0.50 | 1 | | 11/15/11 11:10 | 78-87-5 | |
| cis-1,3-Dichloropropene | **0.25U** | ug/L | 0.50 | 0.25 | 1 | | 11/15/11 11:10 | 10061-01-5 | |
| trans-1,3-Dichloropropene | **0.25U** | ug/L | 0.50 | 0.25 | 1 | | 11/15/11 11:10 | 10061-02-6 | |
| Ethylbenzene | **0.50U** | ug/L | 1.0 | 0.50 | 1 | | 11/15/11 11:10 | 100-41-4 | |
| 2-Hexanone | **5.0U** | ug/L | 10.0 | 5.0 | 1 | | 11/15/11 11:10 | 591-78-6 | |
| Iodomethane | **0.50U** | ug/L | 1.0 | 0.50 | 1 | | 11/15/11 11:10 | 74-88-4 | |
| Methylene Chloride | **2.5U** | ug/L | 5.0 | 2.5 | 1 | | 11/15/11 11:10 | 75-09-2 | |
| 4-Methyl-2-pentanone (MIBK) | **5.0U** | ug/L | 10.0 | 5.0 | 1 | | 11/15/11 11:10 | 108-10-1 | |
| Styrene | **0.50U** | ug/L | 1.0 | 0.50 | 1 | | 11/15/11 11:10 | 100-42-5 | |
| 1,1,1,2-Tetrachloroethane | **0.50U** | ug/L | 1.0 | 0.50 | 1 | | 11/15/11 11:10 | 630-20-6 | |
| 1,1,2,2-Tetrachloroethane | **0.12U** | ug/L | 0.50 | 0.12 | 1 | | 11/15/11 11:10 | 79-34-5 | |
| Tetrachloroethene | **0.50U** | ug/L | 1.0 | 0.50 | 1 | | 11/15/11 11:10 | 127-18-4 | |
| Toluene | **0.50U** | ug/L | 1.0 | 0.50 | 1 | | 11/15/11 11:10 | 108-88-3 | |
| 1,1,1-Trichloroethane | **0.50U** | ug/L | 1.0 | 0.50 | 1 | | 11/15/11 11:10 | 71-55-6 | |
| 1,1,2-Trichloroethane | **0.50U** | ug/L | 1.0 | 0.50 | 1 | | 11/15/11 11:10 | 79-00-5 | |
| Trichloroethene | **0.50U** | ug/L | 1.0 | 0.50 | 1 | | 11/15/11 11:10 | 79-01-6 | |
| Trichlorofluoromethane | **0.50U** | ug/L | 1.0 | 0.50 | 1 | | 11/15/11 11:10 | 75-69-4 | |
| 1,2,3-Trichloropropane | **0.36U** | ug/L | 0.50 | 0.36 | 1 | | 11/15/11 11:10 | 96-18-4 | |
| Vinyl acetate | **1.0U** | ug/L | 2.0 | 1.0 | 1 | | 11/15/11 11:10 | 108-05-4 | |
| Vinyl chloride | **0.50U** | ug/L | 1.0 | 0.50 | 1 | | 11/15/11 11:10 | 75-01-4 | |
| Xylene (Total) | **0.50U** | ug/L | 1.0 | 0.50 | 1 | | 11/15/11 11:10 | 1330-20-7 | |
| ***Surrogates*** | | | | | | | | | |
| 4-Bromofluorobenzene (S) | 92 | % | 70-114 | | 1 | | 11/15/11 11:10 | 460-00-4 | |
| Dibromofluoromethane (S) | 102 | % | 88-117 | | 1 | | 11/15/11 11:10 | 1868-53-7 | |
| 1,2-Dichloroethane-d4 (S) | 107 | % | 86-125 | | 1 | | 11/15/11 11:10 | 17060-07-0 | |
| Toluene-d8 (S) | 98 | % | 87-113 | | 1 | | 11/15/11 11:10 | 2037-26-5 | |

**Pace Analytical Services, Inc.**
8 East Tower Circle
Ormond Beach, FL 32174
(386)672-5668

# ANALYTICAL RESULTS

Project: Tomoka Semi-annual LF
Pace Project No.: 3542615

**Sample: B71** **Lab ID: 3542615005** Collected: 11/08/11 12:03 Received: 11/08/11 17:16 Matrix: Water

| Parameters | Results | Units | PQL | MDL | DF | Prepared | Analyzed | CAS No. | Qual |
|---|---|---|---|---|---|---|---|---|---|
| **2540C Total Dissolved Solids** | Analytical Method: SM 2540C | | | | | | | | |
| Total Dissolved Solids | **199** | mg/L | 5.0 | 5.0 | 1 | | 11/10/11 10:13 | | |
| **300.0 IC Anions** | Analytical Method: EPA 300.0 | | | | | | | | |
| Nitrate as N | **0.13** | mg/L | 0.050 | 0.025 | 1 | | 11/09/11 09:18 | 14797-55-8 | |
| **300.0 IC Anions 28 Days** | Analytical Method: EPA 300.0 | | | | | | | | |
| Chloride | **7.6** | mg/L | 5.0 | 2.5 | 1 | | 11/09/11 09:18 | 16887-00-6 | |
| Sulfate | **80.0** | mg/L | 5.0 | 2.5 | 1 | | 11/09/11 09:18 | 14808-79-8 | |
| **350.1 Ammonia** | Analytical Method: EPA 350.1 | | | | | | | | |
| Nitrogen, Ammonia | **0.039 I** | mg/L | 0.050 | 0.020 | 1 | | 11/16/11 07:08 | 7664-41-7 | |

**Pace Analytical Services, Inc.**
8 East Tower Circle
Ormond Beach, FL 32174
(386)672-5668

# ANALYTICAL RESULTS

Project: Tomoka Semi-annual LF
Pace Project No.: 3542615

**Sample: B72** **Lab ID: 3542615006** Collected: 11/08/11 13:02 Received: 11/08/11 17:16 Matrix: Water

| Parameters | Results | Units | PQL | MDL | DF | Prepared | Analyzed | CAS No. | Qual |
|---|---|---|---|---|---|---|---|---|---|
| **Field Data** | Analytical Method: | | | | | | | | |
| Field pH | **6.26** | Std. Units | | | 1 | | 11/08/11 13:02 | | |
| Field Temperature | **25.86** | deg C | | | 1 | | 11/08/11 13:02 | | |
| Appearance | **Color: None, Sheen: None** | | | | 1 | | 11/08/11 13:02 | | |
| Field Specific Conductance | **617** | umhos/cm | | | 1 | | 11/08/11 13:02 | | |
| Oxygen, Dissolved | **0.99** | mg/L | | | 1 | | 11/08/11 13:02 | 7782-44-7 | |
| REDOX | **32.1** | mV | | | 1 | | 11/08/11 13:02 | | |
| Turbidity | **8.41** | NTU | | | 1 | | 11/08/11 13:02 | | |
| Depth to Water | **7.62** | feet | | | 1 | | 11/08/11 13:02 | | |
| Water Level(NGVD) | **21.31** | feet | | | 1 | | 11/08/11 13:02 | | |
| **8011 GCS EDB and DBCP** | Analytical Method: EPA 8011 | Preparation Method: EPA 8011 | | | | | | | |
| 1,2-Dibromo-3-chloropropane | **0.0049U** | ug/L | 0.020 | 0.0049 | 1 | 11/10/11 12:00 | 11/10/11 16:44 | 96-12-8 | |
| 1,2-Dibromoethane (EDB) | **0.0062U** | ug/L | 0.010 | 0.0062 | 1 | 11/10/11 12:00 | 11/10/11 16:44 | 106-93-4 | |
| **6010 MET ICP** | Analytical Method: EPA 6010 | Preparation Method: EPA 3010 | | | | | | | |
| Arsenic | **5.0U** | ug/L | 10.0 | 5.0 | 1 | 11/09/11 10:43 | 11/10/11 05:57 | 7440-38-2 | |
| Barium | **50.4** | ug/L | 10.0 | 5.0 | 1 | 11/09/11 10:43 | 11/10/11 05:57 | 7440-39-3 | |
| Beryllium | **0.50U** | ug/L | 1.0 | 0.50 | 1 | 11/09/11 10:43 | 11/10/11 05:57 | 7440-41-7 | |
| Cadmium | **0.50U** | ug/L | 1.0 | 0.50 | 1 | 11/09/11 10:43 | 11/10/11 05:57 | 7440-43-9 | |
| Chromium | **2.5U** | ug/L | 5.0 | 2.5 | 1 | 11/09/11 10:43 | 11/10/11 05:57 | 7440-47-3 | |
| Cobalt | **5.0U** | ug/L | 10.0 | 5.0 | 1 | 11/09/11 10:43 | 11/10/11 05:57 | 7440-48-4 | |
| Copper | **2.5U** | ug/L | 5.0 | 2.5 | 1 | 11/09/11 10:43 | 11/10/11 05:57 | 7440-50-8 | |
| Iron | **2810** | ug/L | 40.0 | 20.0 | 1 | 11/09/11 10:43 | 11/10/11 05:57 | 7439-89-6 | |
| Lead | **5.0U** | ug/L | 10.0 | 5.0 | 1 | 11/09/11 10:43 | 11/10/11 05:57 | 7439-92-1 | |
| Nickel | **2.5U** | ug/L | 5.0 | 2.5 | 1 | 11/09/11 10:43 | 11/10/11 05:57 | 7440-02-0 | |
| Selenium | **7.5U** | ug/L | 15.0 | 7.5 | 1 | 11/09/11 10:43 | 11/10/11 05:57 | 7782-49-2 | |
| Silver | **2.5U** | ug/L | 5.0 | 2.5 | 1 | 11/09/11 10:43 | 11/10/11 05:57 | 7440-22-4 | |
| Sodium | **8.4** | mg/L | 1.0 | 0.50 | 1 | 11/09/11 10:43 | 11/10/11 05:57 | 7440-23-5 | |
| Vanadium | **5.0U** | ug/L | 10.0 | 5.0 | 1 | 11/09/11 10:43 | 11/10/11 05:57 | 7440-62-2 | |
| Zinc | **10.0U** | ug/L | 20.0 | 10.0 | 1 | 11/09/11 10:43 | 11/10/11 05:57 | 7440-66-6 | |
| **6020 MET ICPMS** | Analytical Method: EPA 6020 | Preparation Method: EPA 3010 | | | | | | | |
| Antimony | **0.50U** | ug/L | 1.0 | 0.50 | 1 | 11/09/11 10:43 | 11/09/11 18:56 | 7440-36-0 | |
| Thallium | **0.50U** | ug/L | 1.0 | 0.50 | 1 | 11/09/11 10:43 | 11/09/11 18:56 | 7440-28-0 | |
| **7470 Mercury** | Analytical Method: EPA 7470 | Preparation Method: EPA 7470 | | | | | | | |
| Mercury | **0.10U** | ug/L | 0.20 | 0.10 | 1 | 11/09/11 05:25 | 11/10/11 02:18 | 7439-97-6 | |
| **8260 MSV** | Analytical Method: EPA 8260 | | | | | | | | |
| Acetone | **5.0U** | ug/L | 10.0 | 5.0 | 1 | | 11/15/11 11:34 | 67-64-1 | |
| Acrylonitrile | **5.0U** | ug/L | 10.0 | 5.0 | 1 | | 11/15/11 11:34 | 107-13-1 | |
| Benzene | **0.50U** | ug/L | 1.0 | 0.50 | 1 | | 11/15/11 11:34 | 71-43-2 | |
| Bromochloromethane | **0.50U** | ug/L | 1.0 | 0.50 | 1 | | 11/15/11 11:34 | 74-97-5 | |

**Pace Analytical Services, Inc.**
8 East Tower Circle
Ormond Beach, FL 32174
(386)672-5668

# ANALYTICAL RESULTS

Project: Tomoka Semi-annual LF
Pace Project No.: 3542615

**Sample: B72** **Lab ID: 3542615006** Collected: 11/08/11 13:02 Received: 11/08/11 17:16 Matrix: Water

| Parameters | Results | Units | PQL | MDL | DF | Prepared | Analyzed | CAS No. | Qual |
|---|---|---|---|---|---|---|---|---|---|
| **8260 MSV** | Analytical Method: EPA 8260 | | | | | | | | |
| Bromodichloromethane | **0.27U** | ug/L | 0.60 | 0.27 | 1 | | 11/15/11 11:34 | 75-27-4 | |
| Bromoform | **0.50U** | ug/L | 1.0 | 0.50 | 1 | | 11/15/11 11:34 | 75-25-2 | |
| Bromomethane | **0.50U** | ug/L | 1.0 | 0.50 | 1 | | 11/15/11 11:34 | 74-83-9 | |
| 2-Butanone (MEK) | **5.0U** | ug/L | 10.0 | 5.0 | 1 | | 11/15/11 11:34 | 78-93-3 | |
| Carbon disulfide | **5.0U** | ug/L | 10.0 | 5.0 | 1 | | 11/15/11 11:34 | 75-15-0 | |
| Carbon tetrachloride | **0.50U** | ug/L | 1.0 | 0.50 | 1 | | 11/15/11 11:34 | 56-23-5 | |
| Chlorobenzene | **0.50U** | ug/L | 1.0 | 0.50 | 1 | | 11/15/11 11:34 | 108-90-7 | |
| Chloroethane | **0.50U** | ug/L | 1.0 | 0.50 | 1 | | 11/15/11 11:34 | 75-00-3 | |
| Chloroform | **0.50U** | ug/L | 1.0 | 0.50 | 1 | | 11/15/11 11:34 | 67-66-3 | |
| Chloromethane | **0.62U** | ug/L | 1.0 | 0.62 | 1 | | 11/15/11 11:34 | 74-87-3 | L3 |
| Dibromochloromethane | **0.26U** | ug/L | 0.50 | 0.26 | 1 | | 11/15/11 11:34 | 124-48-1 | |
| Dibromomethane | **0.50U** | ug/L | 1.0 | 0.50 | 1 | | 11/15/11 11:34 | 74-95-3 | |
| 1,2-Dichlorobenzene | **0.50U** | ug/L | 1.0 | 0.50 | 1 | | 11/15/11 11:34 | 95-50-1 | |
| 1,4-Dichlorobenzene | **0.50U** | ug/L | 1.0 | 0.50 | 1 | | 11/15/11 11:34 | 106-46-7 | |
| trans-1,4-Dichloro-2-butene | **5.0U** | ug/L | 10.0 | 5.0 | 1 | | 11/15/11 11:34 | 110-57-6 | |
| 1,1-Dichloroethane | **0.50U** | ug/L | 1.0 | 0.50 | 1 | | 11/15/11 11:34 | 75-34-3 | |
| 1,2-Dichloroethane | **0.50U** | ug/L | 1.0 | 0.50 | 1 | | 11/15/11 11:34 | 107-06-2 | |
| 1,1-Dichloroethene | **0.50U** | ug/L | 1.0 | 0.50 | 1 | | 11/15/11 11:34 | 75-35-4 | |
| cis-1,2-Dichloroethene | **0.50U** | ug/L | 1.0 | 0.50 | 1 | | 11/15/11 11:34 | 156-59-2 | |
| trans-1,2-Dichloroethene | **0.50U** | ug/L | 1.0 | 0.50 | 1 | | 11/15/11 11:34 | 156-60-5 | |
| 1,2-Dichloropropane | **0.50U** | ug/L | 1.0 | 0.50 | 1 | | 11/15/11 11:34 | 78-87-5 | |
| cis-1,3-Dichloropropene | **0.25U** | ug/L | 0.50 | 0.25 | 1 | | 11/15/11 11:34 | 10061-01-5 | |
| trans-1,3-Dichloropropene | **0.25U** | ug/L | 0.50 | 0.25 | 1 | | 11/15/11 11:34 | 10061-02-6 | |
| Ethylbenzene | **0.50U** | ug/L | 1.0 | 0.50 | 1 | | 11/15/11 11:34 | 100-41-4 | |
| 2-Hexanone | **5.0U** | ug/L | 10.0 | 5.0 | 1 | | 11/15/11 11:34 | 591-78-6 | |
| Iodomethane | **0.50U** | ug/L | 1.0 | 0.50 | 1 | | 11/15/11 11:34 | 74-88-4 | |
| Methylene Chloride | **2.5U** | ug/L | 5.0 | 2.5 | 1 | | 11/15/11 11:34 | 75-09-2 | |
| 4-Methyl-2-pentanone (MIBK) | **5.0U** | ug/L | 10.0 | 5.0 | 1 | | 11/15/11 11:34 | 108-10-1 | |
| Styrene | **0.50U** | ug/L | 1.0 | 0.50 | 1 | | 11/15/11 11:34 | 100-42-5 | |
| 1,1,1,2-Tetrachloroethane | **0.50U** | ug/L | 1.0 | 0.50 | 1 | | 11/15/11 11:34 | 630-20-6 | |
| 1,1,2,2-Tetrachloroethane | **0.12U** | ug/L | 0.50 | 0.12 | 1 | | 11/15/11 11:34 | 79-34-5 | |
| Tetrachloroethene | **0.50U** | ug/L | 1.0 | 0.50 | 1 | | 11/15/11 11:34 | 127-18-4 | |
| Toluene | **0.50U** | ug/L | 1.0 | 0.50 | 1 | | 11/15/11 11:34 | 108-88-3 | |
| 1,1,1-Trichloroethane | **0.50U** | ug/L | 1.0 | 0.50 | 1 | | 11/15/11 11:34 | 71-55-6 | |
| 1,1,2-Trichloroethane | **0.50U** | ug/L | 1.0 | 0.50 | 1 | | 11/15/11 11:34 | 79-00-5 | |
| Trichloroethene | **0.50U** | ug/L | 1.0 | 0.50 | 1 | | 11/15/11 11:34 | 79-01-6 | |
| Trichlorofluoromethane | **0.50U** | ug/L | 1.0 | 0.50 | 1 | | 11/15/11 11:34 | 75-69-4 | |
| 1,2,3-Trichloropropane | **0.36U** | ug/L | 0.50 | 0.36 | 1 | | 11/15/11 11:34 | 96-18-4 | |
| Vinyl acetate | **1.0U** | ug/L | 2.0 | 1.0 | 1 | | 11/15/11 11:34 | 108-05-4 | |
| Vinyl chloride | **0.50U** | ug/L | 1.0 | 0.50 | 1 | | 11/15/11 11:34 | 75-01-4 | |
| Xylene (Total) | **0.50U** | ug/L | 1.0 | 0.50 | 1 | | 11/15/11 11:34 | 1330-20-7 | |
| ***Surrogates*** | | | | | | | | | |
| 4-Bromofluorobenzene (S) | 93 | % | 70-114 | | 1 | | 11/15/11 11:34 | 460-00-4 | |
| Dibromofluoromethane (S) | 104 | % | 88-117 | | 1 | | 11/15/11 11:34 | 1868-53-7 | |
| 1,2-Dichloroethane-d4 (S) | 104 | % | 86-125 | | 1 | | 11/15/11 11:34 | 17060-07-0 | |
| Toluene-d8 (S) | 99 | % | 87-113 | | 1 | | 11/15/11 11:34 | 2037-26-5 | |

**Pace Analytical Services, Inc.**
8 East Tower Circle
Ormond Beach, FL 32174
(386)672-5668

# ANALYTICAL RESULTS

Project: Tomoka Semi-annual LF
Pace Project No.: 3542615

**Sample: B72** **Lab ID: 3542615006** Collected: 11/08/11 13:02 Received: 11/08/11 17:16 Matrix: Water

| Parameters | Results | Units | PQL | MDL | DF | Prepared | Analyzed | CAS No. | Qual |
|---|---|---|---|---|---|---|---|---|---|
| **2540C Total Dissolved Solids** | Analytical Method: SM 2540C | | | | | | | | |
| Total Dissolved Solids | **386** | mg/L | 5.0 | 5.0 | 1 | | 11/10/11 10:16 | | |
| **300.0 IC Anions** | Analytical Method: EPA 300.0 | | | | | | | | |
| Nitrate as N | **0.025U** | mg/L | 0.050 | 0.025 | 1 | | 11/09/11 10:26 | 14797-55-8 | |
| **300.0 IC Anions 28 Days** | Analytical Method: EPA 300.0 | | | | | | | | |
| Chloride | **5.5** | mg/L | 5.0 | 2.5 | 1 | | 11/09/11 10:26 | 16887-00-6 | |
| Sulfate | **91.2** | mg/L | 10.0 | 5.0 | 2 | | 11/11/11 00:56 | 14808-79-8 | |
| **350.1 Ammonia** | Analytical Method: EPA 350.1 | | | | | | | | |
| Nitrogen, Ammonia | **0.020U** | mg/L | 0.050 | 0.020 | 1 | | 11/16/11 07:09 | 7664-41-7 | |

**Pace Analytical Services, Inc.**
8 East Tower Circle
Ormond Beach, FL 32174
(386)672-5668

# ANALYTICAL RESULTS

Project: Tomoka Semi-annual LF
Pace Project No.: 3542615

**Sample: B73-1** **Lab ID: 3542615007** Collected: 11/08/11 14:03 Received: 11/08/11 17:16 Matrix: Water

| Parameters | Results | Units | PQL | MDL | DF | Prepared | Analyzed | CAS No. | Qual |
|---|---|---|---|---|---|---|---|---|---|
| **Field Data** | Analytical Method: | | | | | | | | |
| Field pH | **7.03** | Std. Units | | | 1 | | 11/08/11 14:03 | | |
| Field Temperature | **24.44** | deg C | | | 1 | | 11/08/11 14:03 | | |
| Appearance | **Color: None, Sheen: None** | | | | 1 | | 11/08/11 14:03 | | |
| Field Specific Conductance | **835** | umhos/cm | | | 1 | | 11/08/11 14:03 | | |
| Oxygen, Dissolved | **0.14** | mg/L | | | 1 | | 11/08/11 14:03 | 7782-44-7 | |
| REDOX | **65.2** | mV | | | 1 | | 11/08/11 14:03 | | |
| Turbidity | **0.17** | NTU | | | 1 | | 11/08/11 14:03 | | |
| Depth to Water | **8.27** | feet | | | 1 | | 11/08/11 14:03 | | |
| Water Level(NGVD) | **20.93** | feet | | | 1 | | 11/08/11 14:03 | | |
| **8011 GCS EDB and DBCP** | Analytical Method: EPA 8011 | Preparation Method: EPA 8011 | | | | | | | |
| 1,2-Dibromo-3-chloropropane | **0.0051U** | ug/L | 0.021 | 0.0051 | 1 | 11/10/11 12:00 | 11/10/11 17:00 | 96-12-8 | |
| 1,2-Dibromoethane (EDB) | **0.0064U** | ug/L | 0.010 | 0.0064 | 1 | 11/10/11 12:00 | 11/10/11 17:00 | 106-93-4 | |
| **6010 MET ICP** | Analytical Method: EPA 6010 | Preparation Method: EPA 3010 | | | | | | | |
| Arsenic | **5.0U** | ug/L | 10.0 | 5.0 | 1 | 11/09/11 10:43 | 11/10/11 06:01 | 7440-38-2 | |
| Barium | **57.5** | ug/L | 10.0 | 5.0 | 1 | 11/09/11 10:43 | 11/10/11 06:01 | 7440-39-3 | |
| Beryllium | **0.50U** | ug/L | 1.0 | 0.50 | 1 | 11/09/11 10:43 | 11/10/11 06:01 | 7440-41-7 | |
| Cadmium | **0.50U** | ug/L | 1.0 | 0.50 | 1 | 11/09/11 10:43 | 11/10/11 06:01 | 7440-43-9 | |
| Chromium | **2.5U** | ug/L | 5.0 | 2.5 | 1 | 11/09/11 10:43 | 11/10/11 06:01 | 7440-47-3 | |
| Cobalt | **5.0U** | ug/L | 10.0 | 5.0 | 1 | 11/09/11 10:43 | 11/10/11 06:01 | 7440-48-4 | |
| Copper | **2.5U** | ug/L | 5.0 | 2.5 | 1 | 11/09/11 10:43 | 11/10/11 06:01 | 7440-50-8 | |
| Iron | **14100** | ug/L | 40.0 | 20.0 | 1 | 11/09/11 10:43 | 11/10/11 06:01 | 7439-89-6 | |
| Lead | **5.0U** | ug/L | 10.0 | 5.0 | 1 | 11/09/11 10:43 | 11/10/11 06:01 | 7439-92-1 | |
| Nickel | **2.5U** | ug/L | 5.0 | 2.5 | 1 | 11/09/11 10:43 | 11/10/11 06:01 | 7440-02-0 | |
| Selenium | **7.5U** | ug/L | 15.0 | 7.5 | 1 | 11/09/11 10:43 | 11/10/11 06:01 | 7782-49-2 | |
| Silver | **2.5U** | ug/L | 5.0 | 2.5 | 1 | 11/09/11 10:43 | 11/10/11 06:01 | 7440-22-4 | |
| Sodium | **49.6** | mg/L | 1.0 | 0.50 | 1 | 11/09/11 10:43 | 11/10/11 06:01 | 7440-23-5 | |
| Vanadium | **5.0U** | ug/L | 10.0 | 5.0 | 1 | 11/09/11 10:43 | 11/10/11 06:01 | 7440-62-2 | |
| Zinc | **10.0U** | ug/L | 20.0 | 10.0 | 1 | 11/09/11 10:43 | 11/10/11 06:01 | 7440-66-6 | |
| **6020 MET ICPMS** | Analytical Method: EPA 6020 | Preparation Method: EPA 3010 | | | | | | | |
| Antimony | **0.50U** | ug/L | 1.0 | 0.50 | 1 | 11/09/11 10:43 | 11/09/11 19:05 | 7440-36-0 | |
| Thallium | **0.50U** | ug/L | 1.0 | 0.50 | 1 | 11/09/11 10:43 | 11/09/11 19:05 | 7440-28-0 | |
| **7470 Mercury** | Analytical Method: EPA 7470 | Preparation Method: EPA 7470 | | | | | | | |
| Mercury | **0.10U** | ug/L | 0.20 | 0.10 | 1 | 11/09/11 05:25 | 11/10/11 02:21 | 7439-97-6 | |
| **8260 MSV** | Analytical Method: EPA 8260 | | | | | | | | |
| Acetone | **5.0U** | ug/L | 10.0 | 5.0 | 1 | | 11/15/11 11:59 | 67-64-1 | |
| Acrylonitrile | **5.0U** | ug/L | 10.0 | 5.0 | 1 | | 11/15/11 11:59 | 107-13-1 | |
| Benzene | **0.50U** | ug/L | 1.0 | 0.50 | 1 | | 11/15/11 11:59 | 71-43-2 | |
| Bromochloromethane | **0.50U** | ug/L | 1.0 | 0.50 | 1 | | 11/15/11 11:59 | 74-97-5 | |

**Pace Analytical Services, Inc.**
8 East Tower Circle
Ormond Beach, FL 32174
(386)672-5668

# ANALYTICAL RESULTS

Project: Tomoka Semi-annual LF
Pace Project No.: 3542615

**Sample: B73-1** **Lab ID: 3542615007** Collected: 11/08/11 14:03 Received: 11/08/11 17:16 Matrix: Water

| Parameters | Results | Units | PQL | MDL | DF | Prepared | Analyzed | CAS No. | Qual |
|---|---|---|---|---|---|---|---|---|---|
| **8260 MSV** | Analytical Method: EPA 8260 | | | | | | | | |
| Bromodichloromethane | **0.27U** | ug/L | 0.60 | 0.27 | 1 | | 11/15/11 11:59 | 75-27-4 | |
| Bromoform | **0.50U** | ug/L | 1.0 | 0.50 | 1 | | 11/15/11 11:59 | 75-25-2 | |
| Bromomethane | **0.50U** | ug/L | 1.0 | 0.50 | 1 | | 11/15/11 11:59 | 74-83-9 | |
| 2-Butanone (MEK) | **5.0U** | ug/L | 10.0 | 5.0 | 1 | | 11/15/11 11:59 | 78-93-3 | |
| Carbon disulfide | **5.0U** | ug/L | 10.0 | 5.0 | 1 | | 11/15/11 11:59 | 75-15-0 | |
| Carbon tetrachloride | **0.50U** | ug/L | 1.0 | 0.50 | 1 | | 11/15/11 11:59 | 56-23-5 | |
| Chlorobenzene | **0.50U** | ug/L | 1.0 | 0.50 | 1 | | 11/15/11 11:59 | 108-90-7 | |
| Chloroethane | **0.50U** | ug/L | 1.0 | 0.50 | 1 | | 11/15/11 11:59 | 75-00-3 | |
| Chloroform | **0.50U** | ug/L | 1.0 | 0.50 | 1 | | 11/15/11 11:59 | 67-66-3 | |
| Chloromethane | **0.62U** | ug/L | 1.0 | 0.62 | 1 | | 11/15/11 11:59 | 74-87-3 | L3 |
| Dibromochloromethane | **0.26U** | ug/L | 0.50 | 0.26 | 1 | | 11/15/11 11:59 | 124-48-1 | |
| Dibromomethane | **0.50U** | ug/L | 1.0 | 0.50 | 1 | | 11/15/11 11:59 | 74-95-3 | |
| 1,2-Dichlorobenzene | **0.50U** | ug/L | 1.0 | 0.50 | 1 | | 11/15/11 11:59 | 95-50-1 | |
| 1,4-Dichlorobenzene | **0.50U** | ug/L | 1.0 | 0.50 | 1 | | 11/15/11 11:59 | 106-46-7 | |
| trans-1,4-Dichloro-2-butene | **5.0U** | ug/L | 10.0 | 5.0 | 1 | | 11/15/11 11:59 | 110-57-6 | |
| 1,1-Dichloroethane | **0.50U** | ug/L | 1.0 | 0.50 | 1 | | 11/15/11 11:59 | 75-34-3 | |
| 1,2-Dichloroethane | **0.50U** | ug/L | 1.0 | 0.50 | 1 | | 11/15/11 11:59 | 107-06-2 | |
| 1,1-Dichloroethene | **0.50U** | ug/L | 1.0 | 0.50 | 1 | | 11/15/11 11:59 | 75-35-4 | |
| cis-1,2-Dichloroethene | **0.50U** | ug/L | 1.0 | 0.50 | 1 | | 11/15/11 11:59 | 156-59-2 | |
| trans-1,2-Dichloroethene | **0.50U** | ug/L | 1.0 | 0.50 | 1 | | 11/15/11 11:59 | 156-60-5 | |
| 1,2-Dichloropropane | **0.50U** | ug/L | 1.0 | 0.50 | 1 | | 11/15/11 11:59 | 78-87-5 | |
| cis-1,3-Dichloropropene | **0.25U** | ug/L | 0.50 | 0.25 | 1 | | 11/15/11 11:59 | 10061-01-5 | |
| trans-1,3-Dichloropropene | **0.25U** | ug/L | 0.50 | 0.25 | 1 | | 11/15/11 11:59 | 10061-02-6 | |
| Ethylbenzene | **0.50U** | ug/L | 1.0 | 0.50 | 1 | | 11/15/11 11:59 | 100-41-4 | |
| 2-Hexanone | **5.0U** | ug/L | 10.0 | 5.0 | 1 | | 11/15/11 11:59 | 591-78-6 | |
| Iodomethane | **0.50U** | ug/L | 1.0 | 0.50 | 1 | | 11/15/11 11:59 | 74-88-4 | |
| Methylene Chloride | **2.5U** | ug/L | 5.0 | 2.5 | 1 | | 11/15/11 11:59 | 75-09-2 | |
| 4-Methyl-2-pentanone (MIBK) | **5.0U** | ug/L | 10.0 | 5.0 | 1 | | 11/15/11 11:59 | 108-10-1 | |
| Styrene | **0.50U** | ug/L | 1.0 | 0.50 | 1 | | 11/15/11 11:59 | 100-42-5 | |
| 1,1,1,2-Tetrachloroethane | **0.50U** | ug/L | 1.0 | 0.50 | 1 | | 11/15/11 11:59 | 630-20-6 | |
| 1,1,2,2-Tetrachloroethane | **0.12U** | ug/L | 0.50 | 0.12 | 1 | | 11/15/11 11:59 | 79-34-5 | |
| Tetrachloroethene | **0.50U** | ug/L | 1.0 | 0.50 | 1 | | 11/15/11 11:59 | 127-18-4 | |
| Toluene | **0.50U** | ug/L | 1.0 | 0.50 | 1 | | 11/15/11 11:59 | 108-88-3 | |
| 1,1,1-Trichloroethane | **0.50U** | ug/L | 1.0 | 0.50 | 1 | | 11/15/11 11:59 | 71-55-6 | |
| 1,1,2-Trichloroethane | **0.50U** | ug/L | 1.0 | 0.50 | 1 | | 11/15/11 11:59 | 79-00-5 | |
| Trichloroethene | **0.50U** | ug/L | 1.0 | 0.50 | 1 | | 11/15/11 11:59 | 79-01-6 | |
| Trichlorofluoromethane | **0.50U** | ug/L | 1.0 | 0.50 | 1 | | 11/15/11 11:59 | 75-69-4 | |
| 1,2,3-Trichloropropane | **0.36U** | ug/L | 0.50 | 0.36 | 1 | | 11/15/11 11:59 | 96-18-4 | |
| Vinyl acetate | **1.0U** | ug/L | 2.0 | 1.0 | 1 | | 11/15/11 11:59 | 108-05-4 | |
| Vinyl chloride | **0.50U** | ug/L | 1.0 | 0.50 | 1 | | 11/15/11 11:59 | 75-01-4 | |
| Xylene (Total) | **0.50U** | ug/L | 1.0 | 0.50 | 1 | | 11/15/11 11:59 | 1330-20-7 | |
| ***Surrogates*** | | | | | | | | | |
| 4-Bromofluorobenzene (S) | 89 | % | 70-114 | | 1 | | 11/15/11 11:59 | 460-00-4 | |
| Dibromofluoromethane (S) | 107 | % | 88-117 | | 1 | | 11/15/11 11:59 | 1868-53-7 | |
| 1,2-Dichloroethane-d4 (S) | 106 | % | 86-125 | | 1 | | 11/15/11 11:59 | 17060-07-0 | |
| Toluene-d8 (S) | 102 | % | 87-113 | | 1 | | 11/15/11 11:59 | 2037-26-5 | |

**Pace Analytical Services, Inc.**
8 East Tower Circle
Ormond Beach, FL 32174
(386)672-5668

# ANALYTICAL RESULTS

Project: Tomoka Semi-annual LF
Pace Project No.: 3542615

**Sample: B73-1** **Lab ID: 3542615007** Collected: 11/08/11 14:03 Received: 11/08/11 17:16 Matrix: Water

| Parameters | Results | Units | PQL | MDL | DF | Prepared | Analyzed | CAS No. | Qual |
|---|---|---|---|---|---|---|---|---|---|
| **2540C Total Dissolved Solids** | Analytical Method: SM 2540C | | | | | | | | |
| Total Dissolved Solids | **489** | mg/L | 5.0 | 5.0 | 1 | | 11/10/11 10:16 | | |
| **300.0 IC Anions** | Analytical Method: EPA 300.0 | | | | | | | | |
| Nitrate as N | **0.025U** | mg/L | 0.050 | 0.025 | 1 | | 11/09/11 11:39 | 14797-55-8 | |
| **300.0 IC Anions 28 Days** | Analytical Method: EPA 300.0 | | | | | | | | |
| Chloride | **59.8** | mg/L | 5.0 | 2.5 | 1 | | 11/09/11 11:39 | 16887-00-6 | |
| Sulfate | **6.9** | mg/L | 5.0 | 2.5 | 1 | | 11/09/11 11:39 | 14808-79-8 | |
| **350.1 Ammonia** | Analytical Method: EPA 350.1 | | | | | | | | |
| Nitrogen, Ammonia | **0.13** | mg/L | 0.050 | 0.020 | 1 | | 11/16/11 07:10 | 7664-41-7 | |

**Pace Analytical Services, Inc.**
8 East Tower Circle
Ormond Beach, FL 32174
(386)672-5668

# ANALYTICAL RESULTS

Project: Tomoka Semi-annual LF
Pace Project No.: 3542615

**Sample: B73-2** **Lab ID: 3542615008** Collected: 11/08/11 14:34 Received: 11/08/11 17:16 Matrix: Water

| Parameters | Results | Units | PQL | MDL | DF | Prepared | Analyzed | CAS No. | Qual |
|---|---|---|---|---|---|---|---|---|---|
| **Field Data** | Analytical Method: | | | | | | | | |
| Field pH | **5.68** | Std. Units | | | 1 | | 11/08/11 14:34 | | |
| Field Temperature | **25.12** | deg C | | | 1 | | 11/08/11 14:34 | | |
| Appearance | **Color: None, Sheen: None** | | | | 1 | | 11/08/11 14:34 | | |
| Field Specific Conductance | **229** | umhos/cm | | | 1 | | 11/08/11 14:34 | | |
| Oxygen, Dissolved | **0.92** | mg/L | | | 1 | | 11/08/11 14:34 | 7782-44-7 | |
| REDOX | **44.9** | mV | | | 1 | | 11/08/11 14:34 | | |
| Turbidity | **10.84** | NTU | | | 1 | | 11/08/11 14:34 | | |
| Depth to Water | **7.57** | feet | | | 1 | | 11/08/11 14:34 | | |
| Water Level(NGVD) | **21.38** | feet | | | 1 | | 11/08/11 14:34 | | |
| **8011 GCS EDB and DBCP** | Analytical Method: EPA 8011 | Preparation Method: EPA 8011 | | | | | | | |
| 1,2-Dibromo-3-chloropropane | **0.0049U** | ug/L | 0.020 | 0.0049 | 1 | 11/10/11 12:00 | 11/10/11 17:30 | 96-12-8 | |
| 1,2-Dibromoethane (EDB) | **0.0062U** | ug/L | 0.010 | 0.0062 | 1 | 11/10/11 12:00 | 11/10/11 17:30 | 106-93-4 | |
| **6010 MET ICP** | Analytical Method: EPA 6010 | Preparation Method: EPA 3010 | | | | | | | |
| Arsenic | **5.0U** | ug/L | 10.0 | 5.0 | 1 | 11/09/11 10:43 | 11/10/11 06:05 | 7440-38-2 | |
| Barium | **27.1** | ug/L | 10.0 | 5.0 | 1 | 11/09/11 10:43 | 11/10/11 06:05 | 7440-39-3 | |
| Beryllium | **0.50U** | ug/L | 1.0 | 0.50 | 1 | 11/09/11 10:43 | 11/10/11 06:05 | 7440-41-7 | |
| Cadmium | **0.50U** | ug/L | 1.0 | 0.50 | 1 | 11/09/11 10:43 | 11/10/11 06:05 | 7440-43-9 | |
| Chromium | **2.5U** | ug/L | 5.0 | 2.5 | 1 | 11/09/11 10:43 | 11/10/11 06:05 | 7440-47-3 | |
| Cobalt | **5.0U** | ug/L | 10.0 | 5.0 | 1 | 11/09/11 10:43 | 11/10/11 06:05 | 7440-48-4 | |
| Copper | **2.5U** | ug/L | 5.0 | 2.5 | 1 | 11/09/11 10:43 | 11/10/11 06:05 | 7440-50-8 | |
| Iron | **859** | ug/L | 40.0 | 20.0 | 1 | 11/09/11 10:43 | 11/10/11 06:05 | 7439-89-6 | |
| Lead | **5.0U** | ug/L | 10.0 | 5.0 | 1 | 11/09/11 10:43 | 11/10/11 06:05 | 7439-92-1 | |
| Nickel | **2.8 I** | ug/L | 5.0 | 2.5 | 1 | 11/09/11 10:43 | 11/10/11 06:05 | 7440-02-0 | |
| Selenium | **7.5U** | ug/L | 15.0 | 7.5 | 1 | 11/09/11 10:43 | 11/10/11 06:05 | 7782-49-2 | |
| Silver | **2.5U** | ug/L | 5.0 | 2.5 | 1 | 11/09/11 10:43 | 11/10/11 06:05 | 7440-22-4 | |
| Sodium | **4.4** | mg/L | 1.0 | 0.50 | 1 | 11/09/11 10:43 | 11/10/11 06:05 | 7440-23-5 | |
| Vanadium | **5.0U** | ug/L | 10.0 | 5.0 | 1 | 11/09/11 10:43 | 11/10/11 06:05 | 7440-62-2 | |
| Zinc | **17.0 I** | ug/L | 20.0 | 10.0 | 1 | 11/09/11 10:43 | 11/10/11 06:05 | 7440-66-6 | |
| **6020 MET ICPMS** | Analytical Method: EPA 6020 | Preparation Method: EPA 3010 | | | | | | | |
| Antimony | **0.50U** | ug/L | 1.0 | 0.50 | 1 | 11/09/11 10:43 | 11/09/11 19:08 | 7440-36-0 | |
| Thallium | **0.50U** | ug/L | 1.0 | 0.50 | 1 | 11/09/11 10:43 | 11/09/11 19:08 | 7440-28-0 | |
| **7470 Mercury** | Analytical Method: EPA 7470 | Preparation Method: EPA 7470 | | | | | | | |
| Mercury | **0.10U** | ug/L | 0.20 | 0.10 | 1 | 11/09/11 05:25 | 11/10/11 02:24 | 7439-97-6 | |
| **8260 MSV** | Analytical Method: EPA 8260 | | | | | | | | |
| Acetone | **5.0U** | ug/L | 10.0 | 5.0 | 1 | | 11/15/11 14:21 | 67-64-1 | |
| Acrylonitrile | **5.0U** | ug/L | 10.0 | 5.0 | 1 | | 11/15/11 14:21 | 107-13-1 | |
| Benzene | **0.50U** | ug/L | 1.0 | 0.50 | 1 | | 11/15/11 14:21 | 71-43-2 | |
| Bromochloromethane | **0.50U** | ug/L | 1.0 | 0.50 | 1 | | 11/15/11 14:21 | 74-97-5 | |

**Pace Analytical Services, Inc.**
8 East Tower Circle
Ormond Beach, FL 32174
(386)672-5668

# ANALYTICAL RESULTS

Project: Tomoka Semi-annual LF
Pace Project No.: 3542615

**Sample: B73-2** **Lab ID: 3542615008** Collected: 11/08/11 14:34 Received: 11/08/11 17:16 Matrix: Water

| Parameters | Results | Units | PQL | MDL | DF | Prepared | Analyzed | CAS No. | Qual |
|---|---|---|---|---|---|---|---|---|---|
| **8260 MSV** | Analytical Method: EPA 8260 | | | | | | | | |
| Bromodichloromethane | **0.27U** | ug/L | 0.60 | 0.27 | 1 | | 11/15/11 14:21 | 75-27-4 | |
| Bromoform | **0.50U** | ug/L | 1.0 | 0.50 | 1 | | 11/15/11 14:21 | 75-25-2 | |
| Bromomethane | **0.50U** | ug/L | 1.0 | 0.50 | 1 | | 11/15/11 14:21 | 74-83-9 | |
| 2-Butanone (MEK) | **5.0U** | ug/L | 10.0 | 5.0 | 1 | | 11/15/11 14:21 | 78-93-3 | |
| Carbon disulfide | **5.0U** | ug/L | 10.0 | 5.0 | 1 | | 11/15/11 14:21 | 75-15-0 | |
| Carbon tetrachloride | **0.50U** | ug/L | 1.0 | 0.50 | 1 | | 11/15/11 14:21 | 56-23-5 | |
| Chlorobenzene | **0.50U** | ug/L | 1.0 | 0.50 | 1 | | 11/15/11 14:21 | 108-90-7 | |
| Chloroethane | **0.50U** | ug/L | 1.0 | 0.50 | 1 | | 11/15/11 14:21 | 75-00-3 | |
| Chloroform | **0.50U** | ug/L | 1.0 | 0.50 | 1 | | 11/15/11 14:21 | 67-66-3 | |
| Chloromethane | **0.62U** | ug/L | 1.0 | 0.62 | 1 | | 11/15/11 14:21 | 74-87-3 | |
| Dibromochloromethane | **0.26U** | ug/L | 0.50 | 0.26 | 1 | | 11/15/11 14:21 | 124-48-1 | |
| Dibromomethane | **0.50U** | ug/L | 1.0 | 0.50 | 1 | | 11/15/11 14:21 | 74-95-3 | |
| 1,2-Dichlorobenzene | **0.50U** | ug/L | 1.0 | 0.50 | 1 | | 11/15/11 14:21 | 95-50-1 | |
| 1,4-Dichlorobenzene | **0.50U** | ug/L | 1.0 | 0.50 | 1 | | 11/15/11 14:21 | 106-46-7 | |
| trans-1,4-Dichloro-2-butene | **5.0U** | ug/L | 10.0 | 5.0 | 1 | | 11/15/11 14:21 | 110-57-6 | |
| 1,1-Dichloroethane | **0.50U** | ug/L | 1.0 | 0.50 | 1 | | 11/15/11 14:21 | 75-34-3 | |
| 1,2-Dichloroethane | **0.50U** | ug/L | 1.0 | 0.50 | 1 | | 11/15/11 14:21 | 107-06-2 | |
| 1,1-Dichloroethene | **0.50U** | ug/L | 1.0 | 0.50 | 1 | | 11/15/11 14:21 | 75-35-4 | |
| cis-1,2-Dichloroethene | **0.50U** | ug/L | 1.0 | 0.50 | 1 | | 11/15/11 14:21 | 156-59-2 | |
| trans-1,2-Dichloroethene | **0.50U** | ug/L | 1.0 | 0.50 | 1 | | 11/15/11 14:21 | 156-60-5 | |
| 1,2-Dichloropropane | **0.50U** | ug/L | 1.0 | 0.50 | 1 | | 11/15/11 14:21 | 78-87-5 | |
| cis-1,3-Dichloropropene | **0.25U** | ug/L | 0.50 | 0.25 | 1 | | 11/15/11 14:21 | 10061-01-5 | |
| trans-1,3-Dichloropropene | **0.25U** | ug/L | 0.50 | 0.25 | 1 | | 11/15/11 14:21 | 10061-02-6 | |
| Ethylbenzene | **0.50U** | ug/L | 1.0 | 0.50 | 1 | | 11/15/11 14:21 | 100-41-4 | |
| 2-Hexanone | **5.0U** | ug/L | 10.0 | 5.0 | 1 | | 11/15/11 14:21 | 591-78-6 | |
| Iodomethane | **0.50U** | ug/L | 1.0 | 0.50 | 1 | | 11/15/11 14:21 | 74-88-4 | |
| Methylene Chloride | **2.5U** | ug/L | 5.0 | 2.5 | 1 | | 11/15/11 14:21 | 75-09-2 | |
| 4-Methyl-2-pentanone (MIBK) | **5.0U** | ug/L | 10.0 | 5.0 | 1 | | 11/15/11 14:21 | 108-10-1 | |
| Styrene | **0.50U** | ug/L | 1.0 | 0.50 | 1 | | 11/15/11 14:21 | 100-42-5 | |
| 1,1,1,2-Tetrachloroethane | **0.50U** | ug/L | 1.0 | 0.50 | 1 | | 11/15/11 14:21 | 630-20-6 | |
| 1,1,2,2-Tetrachloroethane | **0.12U** | ug/L | 0.50 | 0.12 | 1 | | 11/15/11 14:21 | 79-34-5 | |
| Tetrachloroethene | **0.50U** | ug/L | 1.0 | 0.50 | 1 | | 11/15/11 14:21 | 127-18-4 | |
| Toluene | **0.50U** | ug/L | 1.0 | 0.50 | 1 | | 11/15/11 14:21 | 108-88-3 | |
| 1,1,1-Trichloroethane | **0.50U** | ug/L | 1.0 | 0.50 | 1 | | 11/15/11 14:21 | 71-55-6 | |
| 1,1,2-Trichloroethane | **0.50U** | ug/L | 1.0 | 0.50 | 1 | | 11/15/11 14:21 | 79-00-5 | |
| Trichloroethene | **0.50U** | ug/L | 1.0 | 0.50 | 1 | | 11/15/11 14:21 | 79-01-6 | |
| Trichlorofluoromethane | **0.50U** | ug/L | 1.0 | 0.50 | 1 | | 11/15/11 14:21 | 75-69-4 | |
| 1,2,3-Trichloropropane | **0.36U** | ug/L | 0.50 | 0.36 | 1 | | 11/15/11 14:21 | 96-18-4 | |
| Vinyl acetate | **1.0U** | ug/L | 2.0 | 1.0 | 1 | | 11/15/11 14:21 | 108-05-4 | |
| Vinyl chloride | **0.50U** | ug/L | 1.0 | 0.50 | 1 | | 11/15/11 14:21 | 75-01-4 | |
| Xylene (Total) | **0.50U** | ug/L | 1.0 | 0.50 | 1 | | 11/15/11 14:21 | 1330-20-7 | |
| ***Surrogates*** | | | | | | | | | |
| 4-Bromofluorobenzene (S) | 105 | % | 70-114 | | 1 | | 11/15/11 14:21 | 460-00-4 | |
| Dibromofluoromethane (S) | 101 | % | 88-117 | | 1 | | 11/15/11 14:21 | 1868-53-7 | |
| 1,2-Dichloroethane-d4 (S) | 100 | % | 86-125 | | 1 | | 11/15/11 14:21 | 17060-07-0 | |
| Toluene-d8 (S) | 101 | % | 87-113 | | 1 | | 11/15/11 14:21 | 2037-26-5 | |

**Pace Analytical Services, Inc.**
8 East Tower Circle
Ormond Beach, FL 32174
(386)672-5668

# ANALYTICAL RESULTS

Project: Tomoka Semi-annual LF
Pace Project No.: 3542615

**Sample: B73-2** **Lab ID: 3542615008** Collected: 11/08/11 14:34 Received: 11/08/11 17:16 Matrix: Water

| Parameters | Results | Units | PQL | MDL | DF | Prepared | Analyzed | CAS No. | Qual |
|---|---|---|---|---|---|---|---|---|---|
| **2540C Total Dissolved Solids** | Analytical Method: SM 2540C | | | | | | | | |
| Total Dissolved Solids | **167** | mg/L | 5.0 | 5.0 | 1 | | 11/10/11 10:17 | | |
| **300.0 IC Anions** | Analytical Method: EPA 300.0 | | | | | | | | |
| Nitrate as N | **1.1** | mg/L | 0.050 | 0.025 | 1 | | 11/09/11 11:51 | 14797-55-8 | |
| **300.0 IC Anions 28 Days** | Analytical Method: EPA 300.0 | | | | | | | | |
| Chloride | **3.9 I** | mg/L | 5.0 | 2.5 | 1 | | 11/09/11 11:51 | 16887-00-6 | |
| Sulfate | **12.8** | mg/L | 5.0 | 2.5 | 1 | | 11/09/11 11:51 | 14808-79-8 | |
| **350.1 Ammonia** | Analytical Method: EPA 350.1 | | | | | | | | |
| Nitrogen, Ammonia | **0.020U** | mg/L | 0.050 | 0.020 | 1 | | 11/16/11 07:11 | 7664-41-7 | |

**Pace Analytical Services, Inc.**
8 East Tower Circle
Ormond Beach, FL 32174
(386)672-5668

# ANALYTICAL RESULTS

Project: Tomoka Semi-annual LF
Pace Project No.: 3542615

**Sample: B74** **Lab ID: 3542615009** Collected: 11/08/11 15:36 Received: 11/08/11 17:16 Matrix: Water

| Parameters | Results | Units | PQL | MDL | DF | Prepared | Analyzed | CAS No. | Qual |
|---|---|---|---|---|---|---|---|---|---|
| **Field Data** | Analytical Method: | | | | | | | | |
| Field pH | **4.99** | Std. Units | | | 1 | | 11/08/11 15:36 | | |
| Field Temperature | **25.10** | deg C | | | 1 | | 11/08/11 15:36 | | |
| Appearance | **Color: None, Sheen: None** | | | | 1 | | 11/08/11 15:36 | | |
| Field Specific Conductance | **149** | umhos/cm | | | 1 | | 11/08/11 15:36 | | |
| Oxygen, Dissolved | **1.43** | mg/L | | | 1 | | 11/08/11 15:36 | 7782-44-7 | |
| REDOX | **106.8** | mV | | | 1 | | 11/08/11 15:36 | | |
| Turbidity | **9.46** | NTU | | | 1 | | 11/08/11 15:36 | | |
| Depth to Water | **14.45** | feet | | | 1 | | 11/08/11 15:36 | | |
| Water Level(NGVD) | **19.33** | feet | | | 1 | | 11/08/11 15:36 | | |
| **8011 GCS EDB and DBCP** | Analytical Method: EPA 8011 Preparation Method: EPA 8011 | | | | | | | | |
| 1,2-Dibromo-3-chloropropane | **0.0049U** | ug/L | 0.020 | 0.0049 | 1 | 11/10/11 12:00 | 11/10/11 17:46 | 96-12-8 | |
| 1,2-Dibromoethane (EDB) | **0.0062U** | ug/L | 0.010 | 0.0062 | 1 | 11/10/11 12:00 | 11/10/11 17:46 | 106-93-4 | |
| **6010 MET ICP** | Analytical Method: EPA 6010 Preparation Method: EPA 3010 | | | | | | | | |
| Arsenic | **5.0U** | ug/L | 10.0 | 5.0 | 1 | 11/09/11 10:43 | 11/10/11 06:09 | 7440-38-2 | |
| Barium | **7.7 I** | ug/L | 10.0 | 5.0 | 1 | 11/09/11 10:43 | 11/10/11 06:09 | 7440-39-3 | |
| Beryllium | **0.50U** | ug/L | 1.0 | 0.50 | 1 | 11/09/11 10:43 | 11/10/11 06:09 | 7440-41-7 | |
| Cadmium | **0.50U** | ug/L | 1.0 | 0.50 | 1 | 11/09/11 10:43 | 11/10/11 06:09 | 7440-43-9 | |
| Chromium | **2.5U** | ug/L | 5.0 | 2.5 | 1 | 11/09/11 10:43 | 11/10/11 06:09 | 7440-47-3 | |
| Cobalt | **5.0U** | ug/L | 10.0 | 5.0 | 1 | 11/09/11 10:43 | 11/10/11 06:09 | 7440-48-4 | |
| Copper | **2.5U** | ug/L | 5.0 | 2.5 | 1 | 11/09/11 10:43 | 11/10/11 06:09 | 7440-50-8 | |
| Iron | **798** | ug/L | 40.0 | 20.0 | 1 | 11/09/11 10:43 | 11/10/11 06:09 | 7439-89-6 | |
| Lead | **5.0U** | ug/L | 10.0 | 5.0 | 1 | 11/09/11 10:43 | 11/10/11 06:09 | 7439-92-1 | |
| Nickel | **2.5U** | ug/L | 5.0 | 2.5 | 1 | 11/09/11 10:43 | 11/10/11 06:09 | 7440-02-0 | |
| Selenium | **7.5U** | ug/L | 15.0 | 7.5 | 1 | 11/09/11 10:43 | 11/10/11 06:09 | 7782-49-2 | |
| Silver | **2.5U** | ug/L | 5.0 | 2.5 | 1 | 11/09/11 10:43 | 11/10/11 06:09 | 7440-22-4 | |
| Sodium | **5.1** | mg/L | 1.0 | 0.50 | 1 | 11/09/11 10:43 | 11/10/11 06:09 | 7440-23-5 | |
| Vanadium | **5.0U** | ug/L | 10.0 | 5.0 | 1 | 11/09/11 10:43 | 11/10/11 06:09 | 7440-62-2 | |
| Zinc | **10.0U** | ug/L | 20.0 | 10.0 | 1 | 11/09/11 10:43 | 11/10/11 06:09 | 7440-66-6 | |
| **6020 MET ICPMS** | Analytical Method: EPA 6020 Preparation Method: EPA 3010 | | | | | | | | |
| Antimony | **0.50U** | ug/L | 1.0 | 0.50 | 1 | 11/09/11 10:43 | 11/09/11 19:10 | 7440-36-0 | |
| Thallium | **0.50U** | ug/L | 1.0 | 0.50 | 1 | 11/09/11 10:43 | 11/09/11 19:10 | 7440-28-0 | |
| **7470 Mercury** | Analytical Method: EPA 7470 Preparation Method: EPA 7470 | | | | | | | | |
| Mercury | **0.10U** | ug/L | 0.20 | 0.10 | 1 | 11/09/11 05:25 | 11/10/11 02:27 | 7439-97-6 | |
| **8260 MSV** | Analytical Method: EPA 8260 | | | | | | | | |
| Acetone | **5.0U** | ug/L | 10.0 | 5.0 | 1 | | 11/15/11 15:10 | 67-64-1 | |
| Acrylonitrile | **5.0U** | ug/L | 10.0 | 5.0 | 1 | | 11/15/11 15:10 | 107-13-1 | |
| Benzene | **0.50U** | ug/L | 1.0 | 0.50 | 1 | | 11/15/11 15:10 | 71-43-2 | |
| Bromochloromethane | **0.50U** | ug/L | 1.0 | 0.50 | 1 | | 11/15/11 15:10 | 74-97-5 | |

**Pace Analytical Services, Inc.**
8 East Tower Circle
Ormond Beach, FL 32174
(386)672-5668

# ANALYTICAL RESULTS

Project: Tomoka Semi-annual LF
Pace Project No.: 3542615

**Sample: B74** **Lab ID: 3542615009** Collected: 11/08/11 15:36 Received: 11/08/11 17:16 Matrix: Water

| Parameters | Results | Units | PQL | MDL | DF | Prepared | Analyzed | CAS No. | Qual |
|---|---|---|---|---|---|---|---|---|---|
| **8260 MSV** | Analytical Method: EPA 8260 | | | | | | | | |
| Bromodichloromethane | **0.27U** | ug/L | 0.60 | 0.27 | 1 | | 11/15/11 15:10 | 75-27-4 | |
| Bromoform | **0.50U** | ug/L | 1.0 | 0.50 | 1 | | 11/15/11 15:10 | 75-25-2 | |
| Bromomethane | **0.50U** | ug/L | 1.0 | 0.50 | 1 | | 11/15/11 15:10 | 74-83-9 | |
| 2-Butanone (MEK) | **5.0U** | ug/L | 10.0 | 5.0 | 1 | | 11/15/11 15:10 | 78-93-3 | |
| Carbon disulfide | **5.0U** | ug/L | 10.0 | 5.0 | 1 | | 11/15/11 15:10 | 75-15-0 | |
| Carbon tetrachloride | **0.50U** | ug/L | 1.0 | 0.50 | 1 | | 11/15/11 15:10 | 56-23-5 | |
| Chlorobenzene | **0.50U** | ug/L | 1.0 | 0.50 | 1 | | 11/15/11 15:10 | 108-90-7 | |
| Chloroethane | **0.50U** | ug/L | 1.0 | 0.50 | 1 | | 11/15/11 15:10 | 75-00-3 | |
| Chloroform | **0.50U** | ug/L | 1.0 | 0.50 | 1 | | 11/15/11 15:10 | 67-66-3 | |
| Chloromethane | **0.62U** | ug/L | 1.0 | 0.62 | 1 | | 11/15/11 15:10 | 74-87-3 | |
| Dibromochloromethane | **0.26U** | ug/L | 0.50 | 0.26 | 1 | | 11/15/11 15:10 | 124-48-1 | |
| Dibromomethane | **0.50U** | ug/L | 1.0 | 0.50 | 1 | | 11/15/11 15:10 | 74-95-3 | |
| 1,2-Dichlorobenzene | **0.50U** | ug/L | 1.0 | 0.50 | 1 | | 11/15/11 15:10 | 95-50-1 | |
| 1,4-Dichlorobenzene | **0.50U** | ug/L | 1.0 | 0.50 | 1 | | 11/15/11 15:10 | 106-46-7 | |
| trans-1,4-Dichloro-2-butene | **5.0U** | ug/L | 10.0 | 5.0 | 1 | | 11/15/11 15:10 | 110-57-6 | |
| 1,1-Dichloroethane | **0.50U** | ug/L | 1.0 | 0.50 | 1 | | 11/15/11 15:10 | 75-34-3 | |
| 1,2-Dichloroethane | **0.50U** | ug/L | 1.0 | 0.50 | 1 | | 11/15/11 15:10 | 107-06-2 | |
| 1,1-Dichloroethene | **0.50U** | ug/L | 1.0 | 0.50 | 1 | | 11/15/11 15:10 | 75-35-4 | |
| cis-1,2-Dichloroethene | **0.50U** | ug/L | 1.0 | 0.50 | 1 | | 11/15/11 15:10 | 156-59-2 | |
| trans-1,2-Dichloroethene | **0.50U** | ug/L | 1.0 | 0.50 | 1 | | 11/15/11 15:10 | 156-60-5 | |
| 1,2-Dichloropropane | **0.50U** | ug/L | 1.0 | 0.50 | 1 | | 11/15/11 15:10 | 78-87-5 | |
| cis-1,3-Dichloropropene | **0.25U** | ug/L | 0.50 | 0.25 | 1 | | 11/15/11 15:10 | 10061-01-5 | |
| trans-1,3-Dichloropropene | **0.25U** | ug/L | 0.50 | 0.25 | 1 | | 11/15/11 15:10 | 10061-02-6 | |
| Ethylbenzene | **0.50U** | ug/L | 1.0 | 0.50 | 1 | | 11/15/11 15:10 | 100-41-4 | |
| 2-Hexanone | **5.0U** | ug/L | 10.0 | 5.0 | 1 | | 11/15/11 15:10 | 591-78-6 | |
| Iodomethane | **0.50U** | ug/L | 1.0 | 0.50 | 1 | | 11/15/11 15:10 | 74-88-4 | |
| Methylene Chloride | **2.5U** | ug/L | 5.0 | 2.5 | 1 | | 11/15/11 15:10 | 75-09-2 | |
| 4-Methyl-2-pentanone (MIBK) | **5.0U** | ug/L | 10.0 | 5.0 | 1 | | 11/15/11 15:10 | 108-10-1 | |
| Styrene | **0.50U** | ug/L | 1.0 | 0.50 | 1 | | 11/15/11 15:10 | 100-42-5 | |
| 1,1,1,2-Tetrachloroethane | **0.50U** | ug/L | 1.0 | 0.50 | 1 | | 11/15/11 15:10 | 630-20-6 | |
| 1,1,2,2-Tetrachloroethane | **0.12U** | ug/L | 0.50 | 0.12 | 1 | | 11/15/11 15:10 | 79-34-5 | |
| Tetrachloroethene | **0.50U** | ug/L | 1.0 | 0.50 | 1 | | 11/15/11 15:10 | 127-18-4 | |
| Toluene | **0.50U** | ug/L | 1.0 | 0.50 | 1 | | 11/15/11 15:10 | 108-88-3 | |
| 1,1,1-Trichloroethane | **0.50U** | ug/L | 1.0 | 0.50 | 1 | | 11/15/11 15:10 | 71-55-6 | |
| 1,1,2-Trichloroethane | **0.50U** | ug/L | 1.0 | 0.50 | 1 | | 11/15/11 15:10 | 79-00-5 | |
| Trichloroethene | **0.50U** | ug/L | 1.0 | 0.50 | 1 | | 11/15/11 15:10 | 79-01-6 | |
| Trichlorofluoromethane | **0.50U** | ug/L | 1.0 | 0.50 | 1 | | 11/15/11 15:10 | 75-69-4 | |
| 1,2,3-Trichloropropane | **0.36U** | ug/L | 0.50 | 0.36 | 1 | | 11/15/11 15:10 | 96-18-4 | |
| Vinyl acetate | **1.0U** | ug/L | 2.0 | 1.0 | 1 | | 11/15/11 15:10 | 108-05-4 | |
| Vinyl chloride | **0.50U** | ug/L | 1.0 | 0.50 | 1 | | 11/15/11 15:10 | 75-01-4 | |
| Xylene (Total) | **0.50U** | ug/L | 1.0 | 0.50 | 1 | | 11/15/11 15:10 | 1330-20-7 | |
| ***Surrogates*** | | | | | | | | | |
| 4-Bromofluorobenzene (S) | 107 | % | 70-114 | | 1 | | 11/15/11 15:10 | 460-00-4 | |
| Dibromofluoromethane (S) | 102 | % | 88-117 | | 1 | | 11/15/11 15:10 | 1868-53-7 | |
| 1,2-Dichloroethane-d4 (S) | 102 | % | 86-125 | | 1 | | 11/15/11 15:10 | 17060-07-0 | |
| Toluene-d8 (S) | 101 | % | 87-113 | | 1 | | 11/15/11 15:10 | 2037-26-5 | |

**Pace Analytical Services, Inc.**
8 East Tower Circle
Ormond Beach, FL 32174
(386)672-5668

# ANALYTICAL RESULTS

Project: Tomoka Semi-annual LF
Pace Project No.: 3542615

**Sample: B74** **Lab ID: 3542615009** Collected: 11/08/11 15:36 Received: 11/08/11 17:16 Matrix: Water

| Parameters | Results | Units | PQL | MDL | DF | Prepared | Analyzed | CAS No. | Qual |
|---|---|---|---|---|---|---|---|---|---|
| **2540C Total Dissolved Solids** | Analytical Method: SM 2540C | | | | | | | | |
| Total Dissolved Solids | **126** | mg/L | 5.0 | 5.0 | 1 | | 11/10/11 10:17 | | |
| **300.0 IC Anions** | Analytical Method: EPA 300.0 | | | | | | | | |
| Nitrate as N | **0.025U** | mg/L | 0.050 | 0.025 | 1 | | 11/09/11 12:04 | 14797-55-8 | |
| **300.0 IC Anions 28 Days** | Analytical Method: EPA 300.0 | | | | | | | | |
| Chloride | **7.3** | mg/L | 5.0 | 2.5 | 1 | | 11/09/11 12:04 | 16887-00-6 | |
| Sulfate | **9.3** | mg/L | 5.0 | 2.5 | 1 | | 11/09/11 12:04 | 14808-79-8 | |
| **350.1 Ammonia** | Analytical Method: EPA 350.1 | | | | | | | | |
| Nitrogen, Ammonia | **0.038 I** | mg/L | 0.050 | 0.020 | 1 | | 11/16/11 07:12 | 7664-41-7 | |

**Pace Analytical Services, Inc.**
8 East Tower Circle
Ormond Beach, FL 32174
(386)672-5668

# ANALYTICAL RESULTS

Project: Tomoka Semi-annual LF
Pace Project No.: 3542615

**Sample: B75** **Lab ID: 3542615010** Collected: 11/08/11 16:17 Received: 11/08/11 17:16 Matrix: Water

| Parameters | Results | Units | PQL | MDL | DF | Prepared | Analyzed | CAS No. | Qual |
|---|---|---|---|---|---|---|---|---|---|
| **Field Data** | Analytical Method: | | | | | | | | |
| Field pH | **7.14** | Std. Units | | | 1 | | 11/08/11 16:17 | | |
| Field Temperature | **25.34** | deg C | | | 1 | | 11/08/11 16:17 | | |
| Appearance | **Color: None, Sheen: None** | | | | 1 | | 11/08/11 16:17 | | |
| Field Specific Conductance | **1272** | umhos/cm | | | 1 | | 11/08/11 16:17 | | |
| Oxygen, Dissolved | **0.22** | mg/L | | | 1 | | 11/08/11 16:17 | 7782-44-7 | |
| REDOX | **-49.2** | mV | | | 1 | | 11/08/11 16:17 | | |
| Turbidity | **10.54** | NTU | | | 1 | | 11/08/11 16:17 | | |
| Depth to Water | **11.60** | feet | | | 1 | | 11/08/11 16:17 | | |
| Water Level(NGVD) | **20.02** | feet | | | 1 | | 11/08/11 16:17 | | |
| **8011 GCS EDB and DBCP** | Analytical Method: EPA 8011 Preparation Method: EPA 8011 | | | | | | | | |
| 1,2-Dibromo-3-chloropropane | **0.0048U** | ug/L | 0.020 | 0.0048 | 1 | 11/10/11 12:00 | 11/10/11 18:01 | 96-12-8 | |
| 1,2-Dibromoethane (EDB) | **0.0061U** | ug/L | 0.0098 | 0.0061 | 1 | 11/10/11 12:00 | 11/10/11 18:01 | 106-93-4 | |
| **6010 MET ICP** | Analytical Method: EPA 6010 Preparation Method: EPA 3010 | | | | | | | | |
| Arsenic | **18.9** | ug/L | 10.0 | 5.0 | 1 | 11/09/11 10:43 | 11/10/11 06:13 | 7440-38-2 | |
| Barium | **92.3** | ug/L | 10.0 | 5.0 | 1 | 11/09/11 10:43 | 11/10/11 06:13 | 7440-39-3 | |
| Beryllium | **0.50U** | ug/L | 1.0 | 0.50 | 1 | 11/09/11 10:43 | 11/10/11 06:13 | 7440-41-7 | |
| Cadmium | **0.51 I** | ug/L | 1.0 | 0.50 | 1 | 11/09/11 10:43 | 11/10/11 06:13 | 7440-43-9 | |
| Chromium | **2.5U** | ug/L | 5.0 | 2.5 | 1 | 11/09/11 10:43 | 11/10/11 06:13 | 7440-47-3 | |
| Cobalt | **5.0U** | ug/L | 10.0 | 5.0 | 1 | 11/09/11 10:43 | 11/10/11 06:13 | 7440-48-4 | |
| Copper | **2.5U** | ug/L | 5.0 | 2.5 | 1 | 11/09/11 10:43 | 11/10/11 06:13 | 7440-50-8 | |
| Iron | **44200** | ug/L | 40.0 | 20.0 | 1 | 11/09/11 10:43 | 11/10/11 06:13 | 7439-89-6 | |
| Lead | **5.0U** | ug/L | 10.0 | 5.0 | 1 | 11/09/11 10:43 | 11/10/11 06:13 | 7439-92-1 | |
| Nickel | **2.5U** | ug/L | 5.0 | 2.5 | 1 | 11/09/11 10:43 | 11/10/11 06:13 | 7440-02-0 | |
| Selenium | **7.5U** | ug/L | 15.0 | 7.5 | 1 | 11/09/11 10:43 | 11/10/11 06:13 | 7782-49-2 | |
| Silver | **2.5U** | ug/L | 5.0 | 2.5 | 1 | 11/09/11 10:43 | 11/10/11 06:13 | 7440-22-4 | |
| Sodium | **54.0** | mg/L | 1.0 | 0.50 | 1 | 11/09/11 10:43 | 11/10/11 06:13 | 7440-23-5 | |
| Vanadium | **5.6 I** | ug/L | 10.0 | 5.0 | 1 | 11/09/11 10:43 | 11/10/11 06:13 | 7440-62-2 | |
| Zinc | **10.0U** | ug/L | 20.0 | 10.0 | 1 | 11/09/11 10:43 | 11/10/11 06:13 | 7440-66-6 | |
| **6020 MET ICPMS** | Analytical Method: EPA 6020 Preparation Method: EPA 3010 | | | | | | | | |
| Antimony | **0.50U** | ug/L | 1.0 | 0.50 | 1 | 11/09/11 10:43 | 11/09/11 19:12 | 7440-36-0 | |
| Thallium | **0.50U** | ug/L | 1.0 | 0.50 | 1 | 11/09/11 10:43 | 11/09/11 19:12 | 7440-28-0 | |
| **7470 Mercury** | Analytical Method: EPA 7470 Preparation Method: EPA 7470 | | | | | | | | |
| Mercury | **0.10U** | ug/L | 0.20 | 0.10 | 1 | 11/09/11 05:25 | 11/10/11 02:30 | 7439-97-6 | |
| **8260 MSV** | Analytical Method: EPA 8260 | | | | | | | | |
| Acetone | **5.0U** | ug/L | 10.0 | 5.0 | 1 | | 11/15/11 14:46 | 67-64-1 | |
| Acrylonitrile | **5.0U** | ug/L | 10.0 | 5.0 | 1 | | 11/15/11 14:46 | 107-13-1 | |
| Benzene | **2.5** | ug/L | 1.0 | 0.50 | 1 | | 11/15/11 14:46 | 71-43-2 | |
| Bromochloromethane | **0.50U** | ug/L | 1.0 | 0.50 | 1 | | 11/15/11 14:46 | 74-97-5 | |

**Pace Analytical Services, Inc.**
8 East Tower Circle
Ormond Beach, FL 32174
(386)672-5668

# ANALYTICAL RESULTS

Project: Tomoka Semi-annual LF
Pace Project No.: 3542615

**Sample: B75** **Lab ID: 3542615010** Collected: 11/08/11 16:17 Received: 11/08/11 17:16 Matrix: Water

| Parameters | Results | Units | PQL | MDL | DF | Prepared | Analyzed | CAS No. | Qual |
|---|---|---|---|---|---|---|---|---|---|
| **8260 MSV** | Analytical Method: EPA 8260 | | | | | | | | |
| Bromodichloromethane | **0.27U** | ug/L | 0.60 | 0.27 | 1 | | 11/15/11 14:46 | 75-27-4 | |
| Bromoform | **0.50U** | ug/L | 1.0 | 0.50 | 1 | | 11/15/11 14:46 | 75-25-2 | |
| Bromomethane | **0.50U** | ug/L | 1.0 | 0.50 | 1 | | 11/15/11 14:46 | 74-83-9 | |
| 2-Butanone (MEK) | **5.0U** | ug/L | 10.0 | 5.0 | 1 | | 11/15/11 14:46 | 78-93-3 | |
| Carbon disulfide | **5.0U** | ug/L | 10.0 | 5.0 | 1 | | 11/15/11 14:46 | 75-15-0 | |
| Carbon tetrachloride | **0.50U** | ug/L | 1.0 | 0.50 | 1 | | 11/15/11 14:46 | 56-23-5 | |
| Chlorobenzene | **0.50U** | ug/L | 1.0 | 0.50 | 1 | | 11/15/11 14:46 | 108-90-7 | |
| Chloroethane | **0.50U** | ug/L | 1.0 | 0.50 | 1 | | 11/15/11 14:46 | 75-00-3 | |
| Chloroform | **0.50U** | ug/L | 1.0 | 0.50 | 1 | | 11/15/11 14:46 | 67-66-3 | |
| Chloromethane | **0.62U** | ug/L | 1.0 | 0.62 | 1 | | 11/15/11 14:46 | 74-87-3 | |
| Dibromochloromethane | **0.26U** | ug/L | 0.50 | 0.26 | 1 | | 11/15/11 14:46 | 124-48-1 | |
| Dibromomethane | **0.50U** | ug/L | 1.0 | 0.50 | 1 | | 11/15/11 14:46 | 74-95-3 | |
| 1,2-Dichlorobenzene | **0.50U** | ug/L | 1.0 | 0.50 | 1 | | 11/15/11 14:46 | 95-50-1 | |
| 1,4-Dichlorobenzene | **0.50U** | ug/L | 1.0 | 0.50 | 1 | | 11/15/11 14:46 | 106-46-7 | |
| trans-1,4-Dichloro-2-butene | **5.0U** | ug/L | 10.0 | 5.0 | 1 | | 11/15/11 14:46 | 110-57-6 | |
| 1,1-Dichloroethane | **0.85 I** | ug/L | 1.0 | 0.50 | 1 | | 11/15/11 14:46 | 75-34-3 | |
| 1,2-Dichloroethane | **0.50U** | ug/L | 1.0 | 0.50 | 1 | | 11/15/11 14:46 | 107-06-2 | |
| 1,1-Dichloroethene | **0.50U** | ug/L | 1.0 | 0.50 | 1 | | 11/15/11 14:46 | 75-35-4 | |
| cis-1,2-Dichloroethene | **0.50U** | ug/L | 1.0 | 0.50 | 1 | | 11/15/11 14:46 | 156-59-2 | |
| trans-1,2-Dichloroethene | **0.50U** | ug/L | 1.0 | 0.50 | 1 | | 11/15/11 14:46 | 156-60-5 | |
| 1,2-Dichloropropane | **0.50U** | ug/L | 1.0 | 0.50 | 1 | | 11/15/11 14:46 | 78-87-5 | |
| cis-1,3-Dichloropropene | **0.25U** | ug/L | 0.50 | 0.25 | 1 | | 11/15/11 14:46 | 10061-01-5 | |
| trans-1,3-Dichloropropene | **0.25U** | ug/L | 0.50 | 0.25 | 1 | | 11/15/11 14:46 | 10061-02-6 | |
| Ethylbenzene | **0.50U** | ug/L | 1.0 | 0.50 | 1 | | 11/15/11 14:46 | 100-41-4 | |
| 2-Hexanone | **5.0U** | ug/L | 10.0 | 5.0 | 1 | | 11/15/11 14:46 | 591-78-6 | |
| Iodomethane | **0.50U** | ug/L | 1.0 | 0.50 | 1 | | 11/15/11 14:46 | 74-88-4 | |
| Methylene Chloride | **2.5U** | ug/L | 5.0 | 2.5 | 1 | | 11/15/11 14:46 | 75-09-2 | |
| 4-Methyl-2-pentanone (MIBK) | **5.0U** | ug/L | 10.0 | 5.0 | 1 | | 11/15/11 14:46 | 108-10-1 | |
| Styrene | **0.50U** | ug/L | 1.0 | 0.50 | 1 | | 11/15/11 14:46 | 100-42-5 | |
| 1,1,1,2-Tetrachloroethane | **0.50U** | ug/L | 1.0 | 0.50 | 1 | | 11/15/11 14:46 | 630-20-6 | |
| 1,1,2,2-Tetrachloroethane | **0.12U** | ug/L | 0.50 | 0.12 | 1 | | 11/15/11 14:46 | 79-34-5 | |
| Tetrachloroethene | **0.50U** | ug/L | 1.0 | 0.50 | 1 | | 11/15/11 14:46 | 127-18-4 | |
| Toluene | **0.50U** | ug/L | 1.0 | 0.50 | 1 | | 11/15/11 14:46 | 108-88-3 | |
| 1,1,1-Trichloroethane | **0.50U** | ug/L | 1.0 | 0.50 | 1 | | 11/15/11 14:46 | 71-55-6 | |
| 1,1,2-Trichloroethane | **0.50U** | ug/L | 1.0 | 0.50 | 1 | | 11/15/11 14:46 | 79-00-5 | |
| Trichloroethene | **0.50U** | ug/L | 1.0 | 0.50 | 1 | | 11/15/11 14:46 | 79-01-6 | |
| Trichlorofluoromethane | **0.50U** | ug/L | 1.0 | 0.50 | 1 | | 11/15/11 14:46 | 75-69-4 | |
| 1,2,3-Trichloropropane | **0.36U** | ug/L | 0.50 | 0.36 | 1 | | 11/15/11 14:46 | 96-18-4 | |
| Vinyl acetate | **1.0U** | ug/L | 2.0 | 1.0 | 1 | | 11/15/11 14:46 | 108-05-4 | |
| Vinyl chloride | **0.64 I** | ug/L | 1.0 | 0.50 | 1 | | 11/15/11 14:46 | 75-01-4 | |
| Xylene (Total) | **0.50U** | ug/L | 1.0 | 0.50 | 1 | | 11/15/11 14:46 | 1330-20-7 | |
| ***Surrogates*** | | | | | | | | | |
| 4-Bromofluorobenzene (S) | 105 | % | 70-114 | | 1 | | 11/15/11 14:46 | 460-00-4 | |
| Dibromofluoromethane (S) | 99 | % | 88-117 | | 1 | | 11/15/11 14:46 | 1868-53-7 | |
| 1,2-Dichloroethane-d4 (S) | 99 | % | 86-125 | | 1 | | 11/15/11 14:46 | 17060-07-0 | |
| Toluene-d8 (S) | 101 | % | 87-113 | | 1 | | 11/15/11 14:46 | 2037-26-5 | |

**Pace Analytical Services, Inc.**
8 East Tower Circle
Ormond Beach, FL 32174
(386)672-5668

# ANALYTICAL RESULTS

Project: Tomoka Semi-annual LF
Pace Project No.: 3542615

**Sample: B75** **Lab ID: 3542615010** Collected: 11/08/11 16:17 Received: 11/08/11 17:16 Matrix: Water

| Parameters | Results | Units | PQL | MDL | DF | Prepared | Analyzed | CAS No. | Qual |
|---|---|---|---|---|---|---|---|---|---|
| **2540C Total Dissolved Solids** | Analytical Method: SM 2540C | | | | | | | | |
| Total Dissolved Solids | **796** | mg/L | 10.0 | 10.0 | 1 | | 11/10/11 10:17 | | |
| **300.0 IC Anions** | Analytical Method: EPA 300.0 | | | | | | | | |
| Nitrate as N | **0.050U** | mg/L | 0.10 | 0.050 | 2 | | 11/09/11 12:28 | 14797-55-8 | |
| **300.0 IC Anions 28 Days** | Analytical Method: EPA 300.0 | | | | | | | | |
| Chloride | **74.0** | mg/L | 10.0 | 5.0 | 2 | | 11/09/11 12:28 | 16887-00-6 | |
| Sulfate | **17.8** | mg/L | 10.0 | 5.0 | 2 | | 11/09/11 12:28 | 14808-79-8 | |
| **350.1 Ammonia** | Analytical Method: EPA 350.1 | | | | | | | | |
| Nitrogen, Ammonia | **0.96** | mg/L | 0.050 | 0.020 | 1 | | 11/16/11 07:13 | 7664-41-7 | |

**Pace Analytical Services, Inc.**
8 East Tower Circle
Ormond Beach, FL 32174
(386)672-5668

# ANALYTICAL RESULTS

Project: Tomoka Semi-annual LF
Pace Project No.: 3542615

**Sample: Trip Blank (11/8/11)** **Lab ID: 3542615011** Collected: 11/08/11 08:00 Received: 11/08/11 17:16 Matrix: Water

| Parameters | Results | Units | PQL | MDL | DF | Prepared | Analyzed | CAS No. | Qual |
|---|---|---|---|---|---|---|---|---|---|
| **8260 MSV** | Analytical Method: EPA 8260 | | | | | | | | |
| Acetone | **5.0U** | ug/L | 10.0 | 5.0 | 1 | | 11/15/11 10:28 | 67-64-1 | |
| Acrylonitrile | **5.0U** | ug/L | 10.0 | 5.0 | 1 | | 11/15/11 10:28 | 107-13-1 | |
| Benzene | **0.50U** | ug/L | 1.0 | 0.50 | 1 | | 11/15/11 10:28 | 71-43-2 | |
| Bromochloromethane | **0.50U** | ug/L | 1.0 | 0.50 | 1 | | 11/15/11 10:28 | 74-97-5 | |
| Bromodichloromethane | **0.27U** | ug/L | 0.60 | 0.27 | 1 | | 11/15/11 10:28 | 75-27-4 | |
| Bromoform | **0.50U** | ug/L | 1.0 | 0.50 | 1 | | 11/15/11 10:28 | 75-25-2 | |
| Bromomethane | **0.50U** | ug/L | 1.0 | 0.50 | 1 | | 11/15/11 10:28 | 74-83-9 | |
| 2-Butanone (MEK) | **5.0U** | ug/L | 10.0 | 5.0 | 1 | | 11/15/11 10:28 | 78-93-3 | |
| Carbon disulfide | **5.0U** | ug/L | 10.0 | 5.0 | 1 | | 11/15/11 10:28 | 75-15-0 | |
| Carbon tetrachloride | **0.50U** | ug/L | 1.0 | 0.50 | 1 | | 11/15/11 10:28 | 56-23-5 | |
| Chlorobenzene | **0.50U** | ug/L | 1.0 | 0.50 | 1 | | 11/15/11 10:28 | 108-90-7 | |
| Chloroethane | **0.50U** | ug/L | 1.0 | 0.50 | 1 | | 11/15/11 10:28 | 75-00-3 | |
| Chloroform | **0.50U** | ug/L | 1.0 | 0.50 | 1 | | 11/15/11 10:28 | 67-66-3 | |
| Chloromethane | **0.62U** | ug/L | 1.0 | 0.62 | 1 | | 11/15/11 10:28 | 74-87-3 | |
| 1,2-Dibromo-3-chloropropane | **1.0U** | ug/L | 2.0 | 1.0 | 1 | | 11/15/11 10:28 | 96-12-8 | |
| Dibromochloromethane | **0.26U** | ug/L | 0.50 | 0.26 | 1 | | 11/15/11 10:28 | 124-48-1 | |
| 1,2-Dibromoethane (EDB) | **0.50U** | ug/L | 1.0 | 0.50 | 1 | | 11/15/11 10:28 | 106-93-4 | |
| Dibromomethane | **0.50U** | ug/L | 1.0 | 0.50 | 1 | | 11/15/11 10:28 | 74-95-3 | |
| 1,2-Dichlorobenzene | **0.50U** | ug/L | 1.0 | 0.50 | 1 | | 11/15/11 10:28 | 95-50-1 | |
| 1,4-Dichlorobenzene | **0.50U** | ug/L | 1.0 | 0.50 | 1 | | 11/15/11 10:28 | 106-46-7 | |
| trans-1,4-Dichloro-2-butene | **5.0U** | ug/L | 10.0 | 5.0 | 1 | | 11/15/11 10:28 | 110-57-6 | |
| 1,1-Dichloroethane | **0.50U** | ug/L | 1.0 | 0.50 | 1 | | 11/15/11 10:28 | 75-34-3 | |
| 1,2-Dichloroethane | **0.50U** | ug/L | 1.0 | 0.50 | 1 | | 11/15/11 10:28 | 107-06-2 | |
| 1,1-Dichloroethene | **0.50U** | ug/L | 1.0 | 0.50 | 1 | | 11/15/11 10:28 | 75-35-4 | |
| cis-1,2-Dichloroethene | **0.50U** | ug/L | 1.0 | 0.50 | 1 | | 11/15/11 10:28 | 156-59-2 | |
| trans-1,2-Dichloroethene | **0.50U** | ug/L | 1.0 | 0.50 | 1 | | 11/15/11 10:28 | 156-60-5 | |
| 1,2-Dichloropropane | **0.50U** | ug/L | 1.0 | 0.50 | 1 | | 11/15/11 10:28 | 78-87-5 | |
| cis-1,3-Dichloropropene | **0.25U** | ug/L | 0.50 | 0.25 | 1 | | 11/15/11 10:28 | 10061-01-5 | |
| trans-1,3-Dichloropropene | **0.25U** | ug/L | 0.50 | 0.25 | 1 | | 11/15/11 10:28 | 10061-02-6 | |
| Ethylbenzene | **0.50U** | ug/L | 1.0 | 0.50 | 1 | | 11/15/11 10:28 | 100-41-4 | |
| 2-Hexanone | **5.0U** | ug/L | 10.0 | 5.0 | 1 | | 11/15/11 10:28 | 591-78-6 | |
| Iodomethane | **0.50U** | ug/L | 1.0 | 0.50 | 1 | | 11/15/11 10:28 | 74-88-4 | |
| Methylene Chloride | **2.5U** | ug/L | 5.0 | 2.5 | 1 | | 11/15/11 10:28 | 75-09-2 | |
| 4-Methyl-2-pentanone (MIBK) | **5.0U** | ug/L | 10.0 | 5.0 | 1 | | 11/15/11 10:28 | 108-10-1 | |
| Styrene | **0.50U** | ug/L | 1.0 | 0.50 | 1 | | 11/15/11 10:28 | 100-42-5 | |
| 1,1,1,2-Tetrachloroethane | **0.50U** | ug/L | 1.0 | 0.50 | 1 | | 11/15/11 10:28 | 630-20-6 | |
| 1,1,2,2-Tetrachloroethane | **0.12U** | ug/L | 0.50 | 0.12 | 1 | | 11/15/11 10:28 | 79-34-5 | |
| Tetrachloroethene | **0.50U** | ug/L | 1.0 | 0.50 | 1 | | 11/15/11 10:28 | 127-18-4 | |
| Toluene | **0.50U** | ug/L | 1.0 | 0.50 | 1 | | 11/15/11 10:28 | 108-88-3 | |
| 1,1,1-Trichloroethane | **0.50U** | ug/L | 1.0 | 0.50 | 1 | | 11/15/11 10:28 | 71-55-6 | |
| 1,1,2-Trichloroethane | **0.50U** | ug/L | 1.0 | 0.50 | 1 | | 11/15/11 10:28 | 79-00-5 | |
| Trichloroethene | **0.50U** | ug/L | 1.0 | 0.50 | 1 | | 11/15/11 10:28 | 79-01-6 | |
| Trichlorofluoromethane | **0.50U** | ug/L | 1.0 | 0.50 | 1 | | 11/15/11 10:28 | 75-69-4 | |
| 1,2,3-Trichloropropane | **0.36U** | ug/L | 0.50 | 0.36 | 1 | | 11/15/11 10:28 | 96-18-4 | |
| Vinyl acetate | **1.0U** | ug/L | 2.0 | 1.0 | 1 | | 11/15/11 10:28 | 108-05-4 | |
| Vinyl chloride | **0.50U** | ug/L | 1.0 | 0.50 | 1 | | 11/15/11 10:28 | 75-01-4 | |

**Pace Analytical Services, Inc.**
8 East Tower Circle
Ormond Beach, FL 32174
(386)672-5668

# ANALYTICAL RESULTS

Project: Tomoka Semi-annual LF
Pace Project No.: 3542615

**Sample: Trip Blank (11/8/11)** **Lab ID: 3542615011** Collected: 11/08/11 08:00 Received: 11/08/11 17:16 Matrix: Water

| Parameters | Results | Units | PQL | MDL | DF | Prepared | Analyzed | CAS No. | Qual |
|---|---|---|---|---|---|---|---|---|---|
| **8260 MSV** | Analytical Method: EPA 8260 | | | | | | | | |
| Xylene (Total) | **0.50U** | ug/L | 1.0 | 0.50 | 1 | | 11/15/11 10:28 | 1330-20-7 | |
| ***Surrogates*** | | | | | | | | | |
| 4-Bromofluorobenzene (S) | 100 | % | 70-114 | | 1 | | 11/15/11 10:28 | 460-00-4 | |
| Dibromofluoromethane (S) | 100 | % | 88-117 | | 1 | | 11/15/11 10:28 | 1868-53-7 | |
| 1,2-Dichloroethane-d4 (S) | 103 | % | 86-125 | | 1 | | 11/15/11 10:28 | 17060-07-0 | |
| Toluene-d8 (S) | 101 | % | 87-113 | | 1 | | 11/15/11 10:28 | 2037-26-5 | |

**Pace Analytical Services, Inc.**
8 East Tower Circle
Ormond Beach, FL 32174
(386)672-5668

# QUALITY CONTROL DATA

Project: Tomoka Semi-annual LF
Pace Project No.: 3542615

QC Batch: MERP/2250 Analysis Method: EPA 7470
QC Batch Method: EPA 7470 Analysis Description: 7470 Mercury
Associated Lab Samples: 3542615001, 3542615002, 3542615003, 3542615004, 3542615005, 3542615006, 3542615007, 3542615008, 3542615009, 3542615010

METHOD BLANK: 287205 Matrix: Water
Associated Lab Samples: 3542615001, 3542615002, 3542615003, 3542615004, 3542615005, 3542615006, 3542615007, 3542615008, 3542615009, 3542615010

| Parameter | Units | Blank Result | Reporting Limit | Analyzed | Qualifiers |
|---|---|---|---|---|---|
| Mercury | ug/L | 0.10U | 0.20 | 11/10/11 01:18 | |

LABORATORY CONTROL SAMPLE: 287206

| Parameter | Units | Spike Conc. | LCS Result | LCS % Rec | % Rec Limits | Qualifiers |
|---|---|---|---|---|---|---|
| Mercury | ug/L | 2 | 2.1 | 103 | 80-120 | |

MATRIX SPIKE & MATRIX SPIKE DUPLICATE: 287283 287284

| Parameter | Units | 3542637001 Result | MS Spike Conc. | MSD Spike Conc. | MS Result | MSD Result | MS % Rec | MSD % Rec | % Rec Limits | RPD | Max RPD | Qual |
|---|---|---|---|---|---|---|---|---|---|---|---|---|
| Mercury | ug/L | <0.10 | 2 | 2 | 2.1 | 2.1 | 103 | 104 | 80-120 | 2 | 20 | |

**Pace Analytical Services, Inc.**
8 East Tower Circle
Ormond Beach, FL 32174
(386)672-5668

# QUALITY CONTROL DATA

Project: Tomoka Semi-annual LF
Pace Project No.: 3542615

QC Batch: MPRP/6374 Analysis Method: EPA 6010
QC Batch Method: EPA 3010 Analysis Description: 6010 MET
Associated Lab Samples: 3542615001, 3542615002, 3542615003, 3542615004, 3542615005, 3542615006, 3542615007, 3542615008, 3542615009, 3542615010

METHOD BLANK: 287321 Matrix: Water
Associated Lab Samples: 3542615001, 3542615002, 3542615003, 3542615004, 3542615005, 3542615006, 3542615007, 3542615008, 3542615009, 3542615010

| Parameter | Units | Blank Result | Reporting Limit | Analyzed | Qualifiers |
|---|---|---|---|---|---|
| Arsenic | ug/L | 5.0U | 10.0 | 11/10/11 05:12 | |
| Barium | ug/L | 5.0U | 10.0 | 11/10/11 05:12 | |
| Beryllium | ug/L | 0.50U | 1.0 | 11/10/11 05:12 | |
| Cadmium | ug/L | 0.50U | 1.0 | 11/10/11 05:12 | |
| Chromium | ug/L | 2.5U | 5.0 | 11/10/11 05:12 | |
| Cobalt | ug/L | 5.0U | 10.0 | 11/10/11 05:12 | |
| Copper | ug/L | 2.5U | 5.0 | 11/10/11 05:12 | |
| Iron | ug/L | 20.0U | 40.0 | 11/10/11 05:12 | |
| Lead | ug/L | 5.0U | 10.0 | 11/10/11 05:12 | |
| Nickel | ug/L | 2.5U | 5.0 | 11/10/11 05:12 | |
| Selenium | ug/L | 7.5U | 15.0 | 11/10/11 05:12 | |
| Silver | ug/L | 2.5U | 5.0 | 11/10/11 05:12 | |
| Sodium | mg/L | 0.50U | 1.0 | 11/10/11 05:12 | |
| Vanadium | ug/L | 5.0U | 10.0 | 11/10/11 05:12 | |
| Zinc | ug/L | 10.0U | 20.0 | 11/10/11 05:12 | |

LABORATORY CONTROL SAMPLE: 287322

| Parameter | Units | Spike Conc. | LCS Result | LCS % Rec | % Rec Limits | Qualifiers |
|---|---|---|---|---|---|---|
| Arsenic | ug/L | 250 | 241 | 97 | 80-120 | |
| Barium | ug/L | 250 | 241 | 96 | 80-120 | |
| Beryllium | ug/L | 25 | 24.2 | 97 | 80-120 | |
| Cadmium | ug/L | 25 | 24.8 | 99 | 80-120 | |
| Chromium | ug/L | 250 | 250 | 100 | 80-120 | |
| Cobalt | ug/L | 250 | 252 | 101 | 80-120 | |
| Copper | ug/L | 250 | 246 | 99 | 80-120 | |
| Iron | ug/L | 2500 | 2490 | 99 | 80-120 | |
| Lead | ug/L | 250 | 246 | 98 | 80-120 | |
| Nickel | ug/L | 250 | 257 | 103 | 80-120 | |
| Selenium | ug/L | 250 | 253 | 101 | 80-120 | |
| Silver | ug/L | 25 | 24.7 | 99 | 80-120 | |
| Sodium | mg/L | 12.5 | 12.8 | 102 | 80-120 | |
| Vanadium | ug/L | 250 | 248 | 99 | 80-120 | |
| Zinc | ug/L | 1250 | 1240 | 99 | 80-120 | |

**Pace Analytical Services, Inc.**
8 East Tower Circle
Ormond Beach, FL 32174
(386)672-5668

# QUALITY CONTROL DATA

Project: Tomoka Semi-annual LF
Pace Project No.: 3542615

MATRIX SPIKE & MATRIX SPIKE DUPLICATE: 287323 287324

| Parameter | Units | 3542615002 Result | MS Spike Conc. | MSD Spike Conc. | MS Result | MSD Result | MS % Rec | MSD % Rec | % Rec Limits | RPD | Max RPD | Qual |
|---|---|---|---|---|---|---|---|---|---|---|---|---|
| Arsenic | ug/L | 5.0U | 250 | 250 | 248 | 250 | 99 | 99 | 75-125 | .5 | 20 | |
| Barium | ug/L | 29.8 | 250 | 250 | 262 | 266 | 93 | 94 | 75-125 | 1 | 20 | |
| Beryllium | ug/L | 0.50U | 25 | 25 | 24.2 | 24.8 | 96 | 98 | 75-125 | 2 | 20 | |
| Cadmium | ug/L | 0.50U | 25 | 25 | 25.1 | 25.7 | 100 | 103 | 75-125 | 2 | 20 | |
| Chromium | ug/L | 2.5U | 250 | 250 | 252 | 254 | 101 | 101 | 75-125 | .5 | 20 | |
| Cobalt | ug/L | 5.0U | 250 | 250 | 254 | 258 | 102 | 103 | 75-125 | 1 | 20 | |
| Copper | ug/L | 2.5U | 250 | 250 | 240 | 245 | 96 | 98 | 75-125 | 2 | 20 | |
| Iron | ug/L | 5140 | 2500 | 2500 | 7620 | 7680 | 99 | 102 | 75-125 | .8 | 20 | |
| Lead | ug/L | 5.0U | 250 | 250 | 246 | 245 | 98 | 98 | 75-125 | .5 | 20 | |
| Nickel | ug/L | 2.5U | 250 | 250 | 258 | 259 | 103 | 104 | 75-125 | .4 | 20 | |
| Selenium | ug/L | 7.5U | 250 | 250 | 251 | 252 | 100 | 101 | 75-125 | .5 | 20 | |
| Silver | ug/L | 2.5U | 25 | 25 | 24.8 | 25.4 | 98 | 100 | 75-125 | 2 | 20 | |
| Sodium | mg/L | 23.1 | 12.5 | 12.5 | 35.9 | 35.8 | 103 | 102 | 75-125 | .3 | 20 | |
| Vanadium | ug/L | 5.0U | 250 | 250 | 252 | 252 | 101 | 101 | 75-125 | .08 | 20 | |
| Zinc | ug/L | 10.0U | 1250 | 1250 | 1250 | 1270 | 100 | 101 | 75-125 | 1 | 20 | |

**Pace Analytical Services, Inc.**
8 East Tower Circle
Ormond Beach, FL 32174
(386)672-5668

# QUALITY CONTROL DATA

Project: Tomoka Semi-annual LF
Pace Project No.: 3542615

QC Batch: MPRP/6375 Analysis Method: EPA 6020
QC Batch Method: EPA 3010 Analysis Description: 6020 MET
Associated Lab Samples: 3542615001, 3542615002, 3542615003, 3542615004, 3542615005, 3542615006, 3542615007, 3542615008, 3542615009, 3542615010

METHOD BLANK: 287325 Matrix: Water
Associated Lab Samples: 3542615001, 3542615002, 3542615003, 3542615004, 3542615005, 3542615006, 3542615007, 3542615008, 3542615009, 3542615010

| Parameter | Units | Blank Result | Reporting Limit | Analyzed | Qualifiers |
|---|---|---|---|---|---|
| Antimony | ug/L | 0.50U | 1.0 | 11/09/11 18:23 | |
| Thallium | ug/L | 0.50U | 1.0 | 11/09/11 18:23 | |

LABORATORY CONTROL SAMPLE: 287326

| Parameter | Units | Spike Conc. | LCS Result | LCS % Rec | % Rec Limits | Qualifiers |
|---|---|---|---|---|---|---|
| Antimony | ug/L | 50 | 47.3 | 95 | 90-110 | |
| Thallium | ug/L | 50 | 47.4 | 95 | 90-110 | |

MATRIX SPIKE & MATRIX SPIKE DUPLICATE: 287327 287328

| Parameter | Units | 3542615003 Result | MS Spike Conc. | MSD Spike Conc. | MS Result | MSD Result | MS % Rec | MSD % Rec | % Rec Limits | RPD | Max RPD | Qual |
|---|---|---|---|---|---|---|---|---|---|---|---|---|
| Antimony | ug/L | 0.50U | 50 | 50 | 48.3 | 48.3 | 96 | 96 | 70-130 | .08 | 20 | |
| Thallium | ug/L | 0.50U | 50 | 50 | 49.1 | 48.9 | 98 | 98 | 70-130 | .4 | 20 | |

**Pace Analytical Services, Inc.**
8 East Tower Circle
Ormond Beach, FL 32174
(386)672-5668

# QUALITY CONTROL DATA

Project: Tomoka Semi-annual LF
Pace Project No.: 3542615

QC Batch: MSV/4128 Analysis Method: EPA 8260
QC Batch Method: EPA 8260 Analysis Description: 8260 MSV
Associated Lab Samples: 3542615001, 3542615002, 3542615003, 3542615004, 3542615005, 3542615006, 3542615007

METHOD BLANK: 291000 Matrix: Water
Associated Lab Samples: 3542615001, 3542615002, 3542615003, 3542615004, 3542615005, 3542615006, 3542615007

| Parameter | Units | Blank Result | Reporting Limit | Analyzed | Qualifiers |
|---|---|---|---|---|---|
| 1,1,1,2-Tetrachloroethane | ug/L | 0.50U | 1.0 | 11/15/11 08:18 | |
| 1,1,1-Trichloroethane | ug/L | 0.50U | 1.0 | 11/15/11 08:18 | |
| 1,1,2,2-Tetrachloroethane | ug/L | 0.12U | 0.50 | 11/15/11 08:18 | |
| 1,1,2-Trichloroethane | ug/L | 0.50U | 1.0 | 11/15/11 08:18 | |
| 1,1-Dichloroethane | ug/L | 0.50U | 1.0 | 11/15/11 08:18 | |
| 1,1-Dichloroethene | ug/L | 0.50U | 1.0 | 11/15/11 08:18 | |
| 1,2,3-Trichloropropane | ug/L | 0.36U | 0.50 | 11/15/11 08:18 | |
| 1,2-Dichlorobenzene | ug/L | 0.50U | 1.0 | 11/15/11 08:18 | |
| 1,2-Dichloroethane | ug/L | 0.50U | 1.0 | 11/15/11 08:18 | |
| 1,2-Dichloropropane | ug/L | 0.50U | 1.0 | 11/15/11 08:18 | |
| 1,4-Dichlorobenzene | ug/L | 0.50U | 1.0 | 11/15/11 08:18 | |
| 2-Butanone (MEK) | ug/L | 5.0U | 10.0 | 11/15/11 08:18 | |
| 2-Hexanone | ug/L | 5.0U | 10.0 | 11/15/11 08:18 | |
| 4-Methyl-2-pentanone (MIBK) | ug/L | 5.0U | 10.0 | 11/15/11 08:18 | |
| Acetone | ug/L | 5.0U | 10.0 | 11/15/11 08:18 | |
| Acrylonitrile | ug/L | 5.0U | 10.0 | 11/15/11 08:18 | |
| Benzene | ug/L | 0.50U | 1.0 | 11/15/11 08:18 | |
| Bromochloromethane | ug/L | 0.50U | 1.0 | 11/15/11 08:18 | |
| Bromodichloromethane | ug/L | 0.27U | 0.60 | 11/15/11 08:18 | |
| Bromoform | ug/L | 0.50U | 1.0 | 11/15/11 08:18 | |
| Bromomethane | ug/L | 0.50U | 1.0 | 11/15/11 08:18 | |
| Carbon disulfide | ug/L | 5.0U | 10.0 | 11/15/11 08:18 | |
| Carbon tetrachloride | ug/L | 0.50U | 1.0 | 11/15/11 08:18 | |
| Chlorobenzene | ug/L | 0.50U | 1.0 | 11/15/11 08:18 | |
| Chloroethane | ug/L | 0.50U | 1.0 | 11/15/11 08:18 | |
| Chloroform | ug/L | 0.50U | 1.0 | 11/15/11 08:18 | |
| Chloromethane | ug/L | 0.62U | 1.0 | 11/15/11 08:18 | |
| cis-1,2-Dichloroethene | ug/L | 0.50U | 1.0 | 11/15/11 08:18 | |
| cis-1,3-Dichloropropene | ug/L | 0.25U | 0.50 | 11/15/11 08:18 | |
| Dibromochloromethane | ug/L | 0.26U | 0.50 | 11/15/11 08:18 | |
| Dibromomethane | ug/L | 0.50U | 1.0 | 11/15/11 08:18 | |
| Ethylbenzene | ug/L | 0.50U | 1.0 | 11/15/11 08:18 | |
| Iodomethane | ug/L | 0.50U | 1.0 | 11/15/11 08:18 | |
| Methylene Chloride | ug/L | 2.5U | 5.0 | 11/15/11 08:18 | |
| Styrene | ug/L | 0.50U | 1.0 | 11/15/11 08:18 | |
| Tetrachloroethene | ug/L | 0.50U | 1.0 | 11/15/11 08:18 | |
| Toluene | ug/L | 0.50U | 1.0 | 11/15/11 08:18 | |
| trans-1,2-Dichloroethene | ug/L | 0.50U | 1.0 | 11/15/11 08:18 | |
| trans-1,3-Dichloropropene | ug/L | 0.25U | 0.50 | 11/15/11 08:18 | |
| trans-1,4-Dichloro-2-butene | ug/L | 5.0U | 10.0 | 11/15/11 08:18 | |
| Trichloroethene | ug/L | 0.50U | 1.0 | 11/15/11 08:18 | |
| Trichlorofluoromethane | ug/L | 0.50U | 1.0 | 11/15/11 08:18 | |
| Vinyl acetate | ug/L | 1.0U | 2.0 | 11/15/11 08:18 | |

**Pace Analytical Services, Inc.**
8 East Tower Circle
Ormond Beach, FL 32174
(386)672-5668

# QUALITY CONTROL DATA

Project: Tomoka Semi-annual LF
Pace Project No.: 3542615

METHOD BLANK: 291000 Matrix: Water

Associated Lab Samples: 3542615001, 3542615002, 3542615003, 3542615004, 3542615005, 3542615006, 3542615007

| Parameter | Units | Blank Result | Reporting Limit | Analyzed | Qualifiers |
|---|---|---|---|---|---|
| Vinyl chloride | ug/L | 0.50U | 1.0 | 11/15/11 08:18 | |
| Xylene (Total) | ug/L | 0.50U | 1.0 | 11/15/11 08:18 | |
| 1,2-Dichloroethane-d4 (S) | % | 103 | 86-125 | 11/15/11 08:18 | |
| 4-Bromofluorobenzene (S) | % | 93 | 70-114 | 11/15/11 08:18 | |
| Dibromofluoromethane (S) | % | 101 | 88-117 | 11/15/11 08:18 | |
| Toluene-d8 (S) | % | 97 | 87-113 | 11/15/11 08:18 | |

LABORATORY CONTROL SAMPLE: 291001

| Parameter | Units | Spike Conc. | LCS Result | LCS % Rec | % Rec Limits | Qualifiers |
|---|---|---|---|---|---|---|
| 1,1,1,2-Tetrachloroethane | ug/L | 20 | 20.1 | 100 | 70-130 | |
| 1,1,1-Trichloroethane | ug/L | 20 | 18.7 | 94 | 70-130 | |
| 1,1,2,2-Tetrachloroethane | ug/L | 20 | 21.8 | 109 | 70-130 | |
| 1,1,2-Trichloroethane | ug/L | 20 | 21.0 | 105 | 70-130 | |
| 1,1-Dichloroethane | ug/L | 20 | 20.7 | 103 | 70-130 | |
| 1,1-Dichloroethene | ug/L | 20 | 20.1 | 100 | 70-130 | |
| 1,2,3-Trichloropropane | ug/L | 20 | 16.0 | 80 | 70-130 | |
| 1,2-Dichlorobenzene | ug/L | 20 | 20.4 | 102 | 70-130 | |
| 1,2-Dichloroethane | ug/L | 20 | 20.0 | 100 | 70-130 | |
| 1,2-Dichloropropane | ug/L | 20 | 21.5 | 107 | 70-130 | |
| 1,4-Dichlorobenzene | ug/L | 20 | 19.8 | 99 | 70-130 | |
| 2-Butanone (MEK) | ug/L | 20 | 25.9 | 129 | 55-167 | |
| 2-Hexanone | ug/L | 20 | 25.5 | 128 | 65-130 | |
| 4-Methyl-2-pentanone (MIBK) | ug/L | 20 | 22.7 | 114 | 70-130 | |
| Acetone | ug/L | 20 | 10.5 | 52 | 40-150 | |
| Acrylonitrile | ug/L | 200 | 227 | 114 | 70-130 | |
| Benzene | ug/L | 20 | 20.4 | 102 | 70-130 | |
| Bromochloromethane | ug/L | 20 | 20.6 | 103 | 70-130 | |
| Bromodichloromethane | ug/L | 20 | 20.3 | 101 | 70-130 | |
| Bromoform | ug/L | 20 | 17.4 | 87 | 68-130 | |
| Bromomethane | ug/L | 20 | 30.5 | 153 | 38-179 | |
| Carbon disulfide | ug/L | 20 | 16.7 | 83 | 51-155 | |
| Carbon tetrachloride | ug/L | 20 | 19.7 | 99 | 70-130 | |
| Chlorobenzene | ug/L | 20 | 19.6 | 98 | 70-130 | |
| Chloroethane | ug/L | 20 | 23.7 | 119 | 59-149 | |
| Chloroform | ug/L | 20 | 20.1 | 100 | 70-130 | |
| Chloromethane | ug/L | 20 | 26.3 | 131 | 68-130 | J(L0) |
| cis-1,2-Dichloroethene | ug/L | 20 | 19.0 | 95 | 70-130 | |
| cis-1,3-Dichloropropene | ug/L | 20 | 20.0 | 100 | 70-130 | |
| Dibromochloromethane | ug/L | 20 | 18.3 | 92 | 70-130 | |
| Dibromomethane | ug/L | 20 | 19.2 | 96 | 70-130 | |
| Ethylbenzene | ug/L | 20 | 20.5 | 102 | 70-130 | |
| Iodomethane | ug/L | 20 | 24.0 | 120 | 43-160 | |
| Methylene Chloride | ug/L | 20 | 21.8 | 109 | 70-130 | |
| Styrene | ug/L | 20 | 20.4 | 102 | 70-130 | |

**Pace Analytical Services, Inc.**
8 East Tower Circle
Ormond Beach, FL 32174
(386)672-5668

# QUALITY CONTROL DATA

Project: Tomoka Semi-annual LF
Pace Project No.: 3542615

LABORATORY CONTROL SAMPLE: 291001

| Parameter | Units | Spike Conc. | LCS Result | LCS % Rec | % Rec Limits | Qualifiers |
|---|---|---|---|---|---|---|
| Tetrachloroethene | ug/L | 20 | 17.9 | 90 | 66-133 | |
| Toluene | ug/L | 20 | 19.2 | 96 | 70-130 | |
| trans-1,2-Dichloroethene | ug/L | 20 | 19.9 | 100 | 70-130 | |
| trans-1,3-Dichloropropene | ug/L | 20 | 19.0 | 95 | 70-130 | |
| trans-1,4-Dichloro-2-butene | ug/L | 20 | 18.3 | 92 | 65-130 | |
| Trichloroethene | ug/L | 20 | 20.0 | 100 | 70-130 | |
| Trichlorofluoromethane | ug/L | 20 | 18.9 | 94 | 70-131 | |
| Vinyl acetate | ug/L | 20 | 18.8 | 94 | 69-135 | |
| Vinyl chloride | ug/L | 20 | 21.7 | 108 | 69-140 | |
| Xylene (Total) | ug/L | 60 | 60.4 | 101 | 70-130 | |
| 1,2-Dichloroethane-d4 (S) | % | | | 102 | 86-125 | |
| 4-Bromofluorobenzene (S) | % | | | 95 | 70-114 | |
| Dibromofluoromethane (S) | % | | | 100 | 88-117 | |
| Toluene-d8 (S) | % | | | 103 | 87-113 | |

MATRIX SPIKE & MATRIX SPIKE DUPLICATE: 291009 291010

| Parameter | Units | 3543049016 Result | MS Spike Conc. | MSD Spike Conc. | MS Result | MSD Result | MS % Rec | MSD % Rec | % Rec Limits | RPD | Max RPD | Qual |
|---|---|---|---|---|---|---|---|---|---|---|---|---|
| 1,1,1,2-Tetrachloroethane | ug/L | 0.50U | 20 | 20 | 19.5 | 15.4 | 98 | 77 | 39-130 | 24 | 40 | |
| 1,1,1-Trichloroethane | ug/L | 0.50U | 20 | 20 | 21.2 | 15.9 | 106 | 80 | 47-141 | 29 | 40 | |
| 1,1,2,2-Tetrachloroethane | ug/L | 0.12U | 20 | 20 | 22.2 | 16.9 | 111 | 85 | 49-131 | 27 | 40 | |
| 1,1,2-Trichloroethane | ug/L | 0.50U | 20 | 20 | 21.1 | 16.9 | 105 | 84 | 50-130 | 22 | 40 | |
| 1,1-Dichloroethane | ug/L | 0.50U | 20 | 20 | 24.2 | 18.3 | 121 | 91 | 54-137 | 28 | 40 | |
| 1,1-Dichloroethene | ug/L | 0.50U | 20 | 20 | 23.0 | 17.0 | 115 | 85 | 45-155 | 30 | 40 | |
| 1,2,3-Trichloropropane | ug/L | 0.36U | 20 | 20 | 19.5 | 17.0 | 98 | 85 | 31-132 | 14 | 40 | |
| 1,2-Dichlorobenzene | ug/L | 0.50U | 20 | 20 | 19.3 | 14.0 | 97 | 70 | 43-130 | 32 | 40 | |
| 1,2-Dichloroethane | ug/L | 0.50U | 20 | 20 | 20.5 | 16.5 | 102 | 82 | 54-130 | 22 | 40 | |
| 1,2-Dichloropropane | ug/L | 0.50U | 20 | 20 | 22.4 | 17.4 | 112 | 87 | 53-130 | 25 | 40 | |
| 1,4-Dichlorobenzene | ug/L | 0.50U | 20 | 20 | 18.8 | 13.4 | 94 | 67 | 38-130 | 34 | 40 | |
| 2-Butanone (MEK) | ug/L | 5.0U | 20 | 20 | 27.3 | 23.7 | 118 | 100 | 48-138 | 14 | 40 | |
| 2-Hexanone | ug/L | 5.0U | 20 | 20 | 21.7 | 17.3 | 109 | 87 | 38-130 | 22 | 40 | |
| 4-Methyl-2-pentanone (MIBK) | ug/L | 5.0U | 20 | 20 | 22.7 | 19.7 | 113 | 99 | 28-143 | 14 | 40 | |
| Acetone | ug/L | 5.0U | 20 | 20 | 16.8 | 24.9 | 67 | 107 | 20-140 | 39 | 40 | |
| Acrylonitrile | ug/L | 5.0U | 200 | 200 | 262 | 259 | 131 | 129 | 46-130 | 1 | 40 | J(M1) |
| Benzene | ug/L | 1.3 | 20 | 20 | 23.1 | 18.1 | 109 | 84 | 53-132 | 24 | 40 | |
| Bromochloromethane | ug/L | 0.50U | 20 | 20 | 21.5 | 16.3 | 107 | 81 | 54-132 | 28 | 40 | |
| Bromodichloromethane | ug/L | 0.27U | 20 | 20 | 21.0 | 16.3 | 105 | 81 | 46-130 | 25 | 40 | |
| Bromoform | ug/L | 0.50U | 20 | 20 | 17.2 | 13.3 | 86 | 67 | 32-130 | 25 | 40 | |
| Bromomethane | ug/L | 0.50U | 20 | 20 | 27.4 | 30.5 | 137 | 153 | 20-152 | 11 | 40 | J(M1) |
| Carbon disulfide | ug/L | 5.0U | 20 | 20 | 19.5 | 15.8 | 96 | 77 | 28-184 | 21 | 40 | |
| Carbon tetrachloride | ug/L | 0.50U | 20 | 20 | 21.0 | 14.6 | 105 | 73 | 37-137 | 36 | 40 | |
| Chlorobenzene | ug/L | 0.50U | 20 | 20 | 19.8 | 15.1 | 99 | 76 | 46-130 | 27 | 40 | |
| Chloroethane | ug/L | 0.50U | 20 | 20 | 30.4 | 30.3 | 152 | 151 | 48-159 | .3 | 40 | |
| Chloroform | ug/L | 0.50U | 20 | 20 | 21.3 | 15.6 | 106 | 78 | 51-130 | 31 | 40 | |
| Chloromethane | ug/L | 0.62U | 20 | 20 | 30.1 | 32.2 | 150 | 161 | 39-144 | 7 | 40 | J(M0) |
| cis-1,2-Dichloroethene | ug/L | 0.50U | 20 | 20 | 20.3 | 16.0 | 102 | 80 | 54-130 | 24 | 40 | |

**Pace Analytical Services, Inc.**
8 East Tower Circle
Ormond Beach, FL 32174
(386)672-5668

# QUALITY CONTROL DATA

Project: Tomoka Semi-annual LF
Pace Project No.: 3542615

MATRIX SPIKE & MATRIX SPIKE DUPLICATE: 291009 291010

| Parameter | Units | 3543049016 Result | MS Spike Conc. | MSD Spike Conc. | MS Result | MSD Result | MS % Rec | MSD % Rec | % Rec Limits | RPD | Max RPD | Qual |
|---|---|---|---|---|---|---|---|---|---|---|---|---|
| cis-1,3-Dichloropropene | ug/L | 0.25U | 20 | 20 | 18.1 | 14.3 | 91 | 71 | 45-130 | 24 | 40 | |
| Dibromochloromethane | ug/L | 0.26U | 20 | 20 | 17.6 | 14.4 | 88 | 72 | 43-130 | 20 | 40 | |
| Dibromomethane | ug/L | 0.50U | 20 | 20 | 19.2 | 15.2 | 96 | 76 | 50-130 | 23 | 40 | |
| Ethylbenzene | ug/L | 0.50U | 20 | 20 | 20.4 | 15.3 | 102 | 76 | 43-130 | 29 | 40 | |
| Iodomethane | ug/L | 0.50U | 20 | 20 | 20.8 | 18.2 | 104 | 91 | 20-169 | 13 | 40 | |
| Methylene Chloride | ug/L | 2.5U | 20 | 20 | 23.8 | 18.7 | 119 | 93 | 51-135 | 24 | 40 | |
| Styrene | ug/L | 0.50U | 20 | 20 | 19.6 | 15.1 | 98 | 76 | 40-130 | 26 | 40 | |
| Tetrachloroethene | ug/L | 0.50U | 20 | 20 | 17.3 | 12.3 | 86 | 62 | 26-130 | 33 | 40 | |
| Toluene | ug/L | 0.50U | 20 | 20 | 19.5 | 15.3 | 97 | 76 | 50-130 | 24 | 40 | |
| trans-1,2-Dichloroethene | ug/L | 0.50U | 20 | 20 | 23.1 | 17.0 | 115 | 85 | 48-142 | 30 | 40 | |
| trans-1,3-Dichloropropene | ug/L | 0.25U | 20 | 20 | 17.7 | 14.3 | 89 | 71 | 45-130 | 22 | 40 | |
| trans-1,4-Dichloro-2-butene | ug/L | 5.0U | 20 | 20 | 15.9 | 12.8 | 79 | 64 | 20-139 | 22 | 40 | |
| Trichloroethene | ug/L | 0.50U | 20 | 20 | 22.0 | 15.7 | 110 | 78 | 42-133 | 34 | 40 | |
| Trichlorofluoromethane | ug/L | 0.50U | 20 | 20 | 20.9 | 23.5 | 104 | 117 | 46-146 | 12 | 40 | |
| Vinyl acetate | ug/L | 1.0U | 20 | 20 | 19.5 | 6.2 | 98 | 31 | 20-165 | 103 | 40 | J(D6) |
| Vinyl chloride | ug/L | 0.50U | 20 | 20 | 24.8 | 26.6 | 124 | 133 | 57-142 | 7 | 40 | |
| Xylene (Total) | ug/L | 0.50U | 60 | 60 | 58.9 | 44.2 | 98 | 74 | 42-130 | 28 | 40 | |
| 1,2-Dichloroethane-d4 (S) | % | | | | | | 89 | 99 | 86-125 | | | |
| 4-Bromofluorobenzene (S) | % | | | | | | 91 | 93 | 70-114 | | | |
| Dibromofluoromethane (S) | % | | | | | | 103 | 104 | 88-117 | | | |
| Toluene-d8 (S) | % | | | | | | 103 | 103 | 87-113 | | | |

**Pace Analytical Services, Inc.**
8 East Tower Circle
Ormond Beach, FL 32174
(386)672-5668

# QUALITY CONTROL DATA

Project: Tomoka Semi-annual LF
Pace Project No.: 3542615

QC Batch: MSV/4129 Analysis Method: EPA 8260
QC Batch Method: EPA 8260 Analysis Description: 8260 MSV
Associated Lab Samples: 3542615008, 3542615009, 3542615010, 3542615011

METHOD BLANK: 291002 Matrix: Water
Associated Lab Samples: 3542615008, 3542615009, 3542615010, 3542615011

| Parameter | Units | Blank Result | Reporting Limit | Analyzed | Qualifiers |
|---|---|---|---|---|---|
| 1,1,1,2-Tetrachloroethane | ug/L | 0.50U | 1.0 | 11/15/11 07:12 | |
| 1,1,1-Trichloroethane | ug/L | 0.50U | 1.0 | 11/15/11 07:12 | |
| 1,1,2,2-Tetrachloroethane | ug/L | 0.12U | 0.50 | 11/15/11 07:12 | |
| 1,1,2-Trichloroethane | ug/L | 0.50U | 1.0 | 11/15/11 07:12 | |
| 1,1-Dichloroethane | ug/L | 0.50U | 1.0 | 11/15/11 07:12 | |
| 1,1-Dichloroethene | ug/L | 0.50U | 1.0 | 11/15/11 07:12 | |
| 1,2,3-Trichloropropane | ug/L | 0.36U | 0.50 | 11/15/11 07:12 | |
| 1,2-Dibromo-3-chloropropane | ug/L | 1.0U | 2.0 | 11/15/11 07:12 | |
| 1,2-Dibromoethane (EDB) | ug/L | 0.50U | 1.0 | 11/15/11 07:12 | |
| 1,2-Dichlorobenzene | ug/L | 0.50U | 1.0 | 11/15/11 07:12 | |
| 1,2-Dichloroethane | ug/L | 0.50U | 1.0 | 11/15/11 07:12 | |
| 1,2-Dichloropropane | ug/L | 0.50U | 1.0 | 11/15/11 07:12 | |
| 1,4-Dichlorobenzene | ug/L | 0.50U | 1.0 | 11/15/11 07:12 | |
| 2-Butanone (MEK) | ug/L | 5.0U | 10.0 | 11/15/11 07:12 | |
| 2-Hexanone | ug/L | 5.0U | 10.0 | 11/15/11 07:12 | |
| 4-Methyl-2-pentanone (MIBK) | ug/L | 5.0U | 10.0 | 11/15/11 07:12 | |
| Acetone | ug/L | 5.0U | 10.0 | 11/15/11 07:12 | |
| Acrylonitrile | ug/L | 5.0U | 10.0 | 11/15/11 07:12 | |
| Benzene | ug/L | 0.50U | 1.0 | 11/15/11 07:12 | |
| Bromochloromethane | ug/L | 0.50U | 1.0 | 11/15/11 07:12 | |
| Bromodichloromethane | ug/L | 0.27U | 0.60 | 11/15/11 07:12 | |
| Bromoform | ug/L | 0.50U | 1.0 | 11/15/11 07:12 | |
| Bromomethane | ug/L | 0.50U | 1.0 | 11/15/11 07:12 | |
| Carbon disulfide | ug/L | 5.0U | 10.0 | 11/15/11 07:12 | |
| Carbon tetrachloride | ug/L | 0.50U | 1.0 | 11/15/11 07:12 | |
| Chlorobenzene | ug/L | 0.50U | 1.0 | 11/15/11 07:12 | |
| Chloroethane | ug/L | 0.50U | 1.0 | 11/15/11 07:12 | |
| Chloroform | ug/L | 0.50U | 1.0 | 11/15/11 07:12 | |
| Chloromethane | ug/L | 0.62U | 1.0 | 11/15/11 07:12 | |
| cis-1,2-Dichloroethene | ug/L | 0.50U | 1.0 | 11/15/11 07:12 | |
| cis-1,3-Dichloropropene | ug/L | 0.25U | 0.50 | 11/15/11 07:12 | |
| Dibromochloromethane | ug/L | 0.26U | 0.50 | 11/15/11 07:12 | |
| Dibromomethane | ug/L | 0.50U | 1.0 | 11/15/11 07:12 | |
| Ethylbenzene | ug/L | 0.50U | 1.0 | 11/15/11 07:12 | |
| Iodomethane | ug/L | 0.50U | 1.0 | 11/15/11 07:12 | |
| Methylene Chloride | ug/L | 2.5U | 5.0 | 11/15/11 07:12 | |
| Styrene | ug/L | 0.50U | 1.0 | 11/15/11 07:12 | |
| Tetrachloroethene | ug/L | 0.50U | 1.0 | 11/15/11 07:12 | |
| Toluene | ug/L | 0.50U | 1.0 | 11/15/11 07:12 | |
| trans-1,2-Dichloroethene | ug/L | 0.50U | 1.0 | 11/15/11 07:12 | |
| trans-1,3-Dichloropropene | ug/L | 0.25U | 0.50 | 11/15/11 07:12 | |
| trans-1,4-Dichloro-2-butene | ug/L | 5.0U | 10.0 | 11/15/11 07:12 | |
| Trichloroethene | ug/L | 0.50U | 1.0 | 11/15/11 07:12 | |

**Pace Analytical Services, Inc.**
8 East Tower Circle
Ormond Beach, FL 32174
(386)672-5668

# QUALITY CONTROL DATA

Project: Tomoka Semi-annual LF
Pace Project No.: 3542615

METHOD BLANK: 291002 Matrix: Water

Associated Lab Samples: 3542615008, 3542615009, 3542615010, 3542615011

| Parameter | Units | Blank Result | Reporting Limit | Analyzed | Qualifiers |
|---|---|---|---|---|---|
| Trichlorofluoromethane | ug/L | 0.50U | 1.0 | 11/15/11 07:12 | |
| Vinyl acetate | ug/L | 1.0U | 2.0 | 11/15/11 07:12 | |
| Vinyl chloride | ug/L | 0.50U | 1.0 | 11/15/11 07:12 | |
| Xylene (Total) | ug/L | 0.50U | 1.0 | 11/15/11 07:12 | |
| 1,2-Dichloroethane-d4 (S) | % | 99 | 86-125 | 11/15/11 07:12 | |
| 4-Bromofluorobenzene (S) | % | 102 | 70-114 | 11/15/11 07:12 | |
| Dibromofluoromethane (S) | % | 102 | 88-117 | 11/15/11 07:12 | |
| Toluene-d8 (S) | % | 101 | 87-113 | 11/15/11 07:12 | |

LABORATORY CONTROL SAMPLE: 291003

| Parameter | Units | Spike Conc. | LCS Result | LCS % Rec | % Rec Limits | Qualifiers |
|---|---|---|---|---|---|---|
| 1,1,1,2-Tetrachloroethane | ug/L | 20 | 21.0 | 105 | 70-130 | |
| 1,1,1-Trichloroethane | ug/L | 20 | 21.1 | 106 | 70-130 | |
| 1,1,2,2-Tetrachloroethane | ug/L | 20 | 19.8 | 99 | 70-130 | |
| 1,1,2-Trichloroethane | ug/L | 20 | 20.5 | 102 | 70-130 | |
| 1,1-Dichloroethane | ug/L | 20 | 20.9 | 105 | 70-130 | |
| 1,1-Dichloroethene | ug/L | 20 | 20.4 | 102 | 70-130 | |
| 1,2,3-Trichloropropane | ug/L | 20 | 17.9 | 89 | 70-130 | |
| 1,2-Dibromo-3-chloropropane | ug/L | 20 | 18.5 | 93 | 64-130 | |
| 1,2-Dibromoethane (EDB) | ug/L | 20 | 20.1 | 101 | 70-130 | |
| 1,2-Dichlorobenzene | ug/L | 20 | 20.4 | 102 | 70-130 | |
| 1,2-Dichloroethane | ug/L | 20 | 21.4 | 107 | 70-130 | |
| 1,2-Dichloropropane | ug/L | 20 | 20.5 | 103 | 70-130 | |
| 1,4-Dichlorobenzene | ug/L | 20 | 20.2 | 101 | 70-130 | |
| 2-Butanone (MEK) | ug/L | 20 | 19.3 | 97 | 55-167 | |
| 2-Hexanone | ug/L | 20 | 19.0 | 95 | 65-130 | |
| 4-Methyl-2-pentanone (MIBK) | ug/L | 20 | 18.6 | 93 | 70-130 | |
| Acetone | ug/L | 20 | 20.0 | 100 | 40-150 | |
| Acrylonitrile | ug/L | 200 | 203 | 102 | 70-130 | |
| Benzene | ug/L | 20 | 21.9 | 109 | 70-130 | |
| Bromochloromethane | ug/L | 20 | 21.6 | 108 | 70-130 | |
| Bromodichloromethane | ug/L | 20 | 20.7 | 104 | 70-130 | |
| Bromoform | ug/L | 20 | 20.8 | 104 | 68-130 | |
| Bromomethane | ug/L | 20 | 20.3 | 102 | 38-179 | |
| Carbon disulfide | ug/L | 20 | 17.4 | 87 | 51-155 | |
| Carbon tetrachloride | ug/L | 20 | 21.3 | 107 | 70-130 | |
| Chlorobenzene | ug/L | 20 | 21.1 | 105 | 70-130 | |
| Chloroethane | ug/L | 20 | 22.3 | 111 | 59-149 | |
| Chloroform | ug/L | 20 | 21.1 | 105 | 70-130 | |
| Chloromethane | ug/L | 20 | 21.0 | 105 | 68-130 | |
| cis-1,2-Dichloroethene | ug/L | 20 | 20.1 | 101 | 70-130 | |
| cis-1,3-Dichloropropene | ug/L | 20 | 20.7 | 104 | 70-130 | |
| Dibromochloromethane | ug/L | 20 | 20.4 | 102 | 70-130 | |
| Dibromomethane | ug/L | 20 | 21.3 | 106 | 70-130 | |

**Pace Analytical Services, Inc.**
8 East Tower Circle
Ormond Beach, FL 32174
(386)672-5668

# QUALITY CONTROL DATA

Project: Tomoka Semi-annual LF
Pace Project No.: 3542615

LABORATORY CONTROL SAMPLE: 291003

| Parameter | Units | Spike Conc. | LCS Result | LCS % Rec | % Rec Limits | Qualifiers |
|---|---|---|---|---|---|---|
| Ethylbenzene | ug/L | 20 | 21.0 | 105 | 70-130 | |
| Iodomethane | ug/L | 20 | 19.8 | 99 | 43-160 | |
| Methylene Chloride | ug/L | 20 | 21.1 | 106 | 70-130 | |
| Styrene | ug/L | 20 | 20.8 | 104 | 70-130 | |
| Tetrachloroethene | ug/L | 20 | 20.2 | 101 | 66-133 | |
| Toluene | ug/L | 20 | 21.0 | 105 | 70-130 | |
| trans-1,2-Dichloroethene | ug/L | 20 | 20.1 | 100 | 70-130 | |
| trans-1,3-Dichloropropene | ug/L | 20 | 19.9 | 99 | 70-130 | |
| trans-1,4-Dichloro-2-butene | ug/L | 20 | 20.2 | 101 | 65-130 | |
| Trichloroethene | ug/L | 20 | 21.3 | 107 | 70-130 | |
| Trichlorofluoromethane | ug/L | 20 | 21.4 | 107 | 70-131 | |
| Vinyl acetate | ug/L | 20 | 18.2 | 91 | 69-135 | |
| Vinyl chloride | ug/L | 20 | 21.1 | 105 | 69-140 | |
| Xylene (Total) | ug/L | 60 | 63.9 | 107 | 70-130 | |
| 1,2-Dichloroethane-d4 (S) | % | | | 95 | 86-125 | |
| 4-Bromofluorobenzene (S) | % | | | 101 | 70-114 | |
| Dibromofluoromethane (S) | % | | | 101 | 88-117 | |
| Toluene-d8 (S) | % | | | 100 | 87-113 | |

MATRIX SPIKE & MATRIX SPIKE DUPLICATE: 291191 291192

| Parameter | Units | 3542834003 Result | MS Spike Conc. | MSD Spike Conc. | MS Result | MSD Result | MS % Rec | MSD % Rec | % Rec Limits | RPD | Max RPD | Qual |
|---|---|---|---|---|---|---|---|---|---|---|---|---|
| 1,1,1,2-Tetrachloroethane | ug/L | 0.50U | 20 | 20 | 19.9 | 23.0 | 100 | 115 | 39-130 | 14 | 40 | |
| 1,1,1-Trichloroethane | ug/L | 0.50U | 20 | 20 | 20.7 | 24.3 | 104 | 121 | 47-141 | 16 | 40 | |
| 1,1,2,2-Tetrachloroethane | ug/L | 0.12U | 20 | 20 | 19.0 | 22.4 | 95 | 112 | 49-131 | 17 | 40 | |
| 1,1,2-Trichloroethane | ug/L | 0.50U | 20 | 20 | 19.9 | 22.0 | 99 | 110 | 50-130 | 10 | 40 | |
| 1,1-Dichloroethane | ug/L | 0.50U | 20 | 20 | 20.5 | 24.0 | 102 | 120 | 54-137 | 16 | 40 | |
| 1,1-Dichloroethene | ug/L | 0.50U | 20 | 20 | 20.4 | 24.1 | 102 | 120 | 45-155 | 17 | 40 | |
| 1,2,3-Trichloropropane | ug/L | 0.36U | 20 | 20 | 17.1 | 20.0 | 85 | 100 | 31-132 | 15 | 40 | |
| 1,2-Dibromo-3-chloropropane | ug/L | 1.0U | 20 | 20 | 19.8 | 22.9 | 99 | 115 | 37-130 | 15 | 40 | |
| 1,2-Dibromoethane (EDB) | ug/L | 0.50U | 20 | 20 | 19.3 | 22.1 | 96 | 111 | 51-132 | 14 | 40 | |
| 1,2-Dichlorobenzene | ug/L | 0.50U | 20 | 20 | 18.6 | 22.7 | 93 | 114 | 43-130 | 20 | 40 | |
| 1,2-Dichloroethane | ug/L | 0.50U | 20 | 20 | 20.9 | 24.0 | 105 | 120 | 54-130 | 14 | 40 | |
| 1,2-Dichloropropane | ug/L | 0.50U | 20 | 20 | 19.7 | 23.6 | 98 | 118 | 53-130 | 18 | 40 | |
| 1,4-Dichlorobenzene | ug/L | 0.50U | 20 | 20 | 17.7 | 21.9 | 89 | 110 | 38-130 | 21 | 40 | |
| 2-Butanone (MEK) | ug/L | 5.0U | 20 | 20 | 20.3 | 20.7 | 101 | 103 | 48-138 | 2 | 40 | |
| 2-Hexanone | ug/L | 5.0U | 20 | 20 | 20.6 | 21.1 | 103 | 106 | 38-130 | 2 | 40 | |
| 4-Methyl-2-pentanone (MIBK) | ug/L | 5.0U | 20 | 20 | 22.6 | 23.1 | 113 | 115 | 28-143 | 2 | 40 | |
| Acetone | ug/L | 5.0U | 20 | 20 | 21.0 | 20.2 | 83 | 79 | 20-140 | 4 | 40 | |
| Acrylonitrile | ug/L | 5.0U | 200 | 200 | 198 | 224 | 99 | 112 | 46-130 | 12 | 40 | |
| Benzene | ug/L | 0.50U | 20 | 20 | 21.0 | 24.3 | 105 | 122 | 53-132 | 15 | 40 | |
| Bromochloromethane | ug/L | 0.50U | 20 | 20 | 21.1 | 24.6 | 105 | 123 | 54-132 | 15 | 40 | |
| Bromodichloromethane | ug/L | 0.27U | 20 | 20 | 19.5 | 22.4 | 98 | 112 | 46-130 | 14 | 40 | |
| Bromoform | ug/L | 0.50U | 20 | 20 | 20.1 | 23.9 | 101 | 120 | 32-130 | 17 | 40 | |
| Bromomethane | ug/L | 0.50U | 20 | 20 | 21.8 | 25.4 | 109 | 127 | 20-152 | 16 | 40 | |
| Carbon disulfide | ug/L | 5.0U | 20 | 20 | 19.3 | 20.0 | 94 | 97 | 28-184 | 4 | 40 | |

**Pace Analytical Services, Inc.**
8 East Tower Circle
Ormond Beach, FL 32174
(386)672-5668

# QUALITY CONTROL DATA

Project: Tomoka Semi-annual LF
Pace Project No.: 3542615

MATRIX SPIKE & MATRIX SPIKE DUPLICATE: 291191 291192

| Parameter | Units | 3542834003 Result | MS Spike Conc. | MSD Spike Conc. | MS Result | MSD Result | MS % Rec | MSD % Rec | % Rec Limits | RPD | Max RPD | Qual |
|---|---|---|---|---|---|---|---|---|---|---|---|---|
| Carbon tetrachloride | ug/L | 0.50U | 20 | 20 | 20.4 | 24.6 | 102 | 123 | 37-137 | 19 | 40 | |
| Chlorobenzene | ug/L | 0.50U | 20 | 20 | 19.9 | 23.4 | 100 | 117 | 46-130 | 16 | 40 | |
| Chloroethane | ug/L | 0.50U | 20 | 20 | 23.5 | 27.0 | 118 | 135 | 48-159 | 14 | 40 | |
| Chloroform | ug/L | 0.50U | 20 | 20 | 20.2 | 22.3 | 101 | 112 | 51-130 | 10 | 40 | |
| Chloromethane | ug/L | 0.62U | 20 | 20 | 22.8 | 26.2 | 111 | 128 | 39-144 | 14 | 40 | |
| cis-1,2-Dichloroethene | ug/L | 0.50U | 20 | 20 | 19.1 | 22.3 | 95 | 112 | 54-130 | 16 | 40 | |
| cis-1,3-Dichloropropene | ug/L | 0.25U | 20 | 20 | 19.0 | 22.1 | 95 | 111 | 45-130 | 15 | 40 | |
| Dibromochloromethane | ug/L | 0.26U | 20 | 20 | 19.4 | 22.1 | 97 | 110 | 43-130 | 13 | 40 | |
| Dibromomethane | ug/L | 0.50U | 20 | 20 | 20.6 | 23.9 | 103 | 120 | 50-130 | 15 | 40 | |
| Ethylbenzene | ug/L | 0.50U | 20 | 20 | 19.6 | 23.1 | 98 | 116 | 43-130 | 17 | 40 | |
| Iodomethane | ug/L | 0.50U | 20 | 20 | 22.9 | 23.8 | 114 | 119 | 20-169 | 4 | 40 | |
| Methylene Chloride | ug/L | 2.5U | 20 | 20 | 20.2 | 23.3 | 101 | 116 | 51-135 | 14 | 40 | |
| Styrene | ug/L | 0.50U | 20 | 20 | 19.1 | 22.2 | 96 | 111 | 40-130 | 15 | 40 | |
| Tetrachloroethene | ug/L | 0.50U | 20 | 20 | 18.0 | 22.5 | 90 | 112 | 26-130 | 22 | 40 | |
| Toluene | ug/L | 1.44 | 20 | 20 | 21.4 | 24.6 | 100 | 116 | 50-130 | 14 | 40 | |
| trans-1,2-Dichloroethene | ug/L | 0.50U | 20 | 20 | 19.1 | 22.4 | 96 | 112 | 48-142 | 16 | 40 | |
| trans-1,3-Dichloropropene | ug/L | 0.25U | 20 | 20 | 18.6 | 21.4 | 93 | 107 | 45-130 | 14 | 40 | |
| trans-1,4-Dichloro-2-butene | ug/L | 5.0U | 20 | 20 | 22.1 | 22.6 | 111 | 113 | 20-139 | 2 | 40 | |
| Trichloroethene | ug/L | 0.50U | 20 | 20 | 20.0 | 24.5 | 100 | 122 | 42-133 | 20 | 40 | |
| Trichlorofluoromethane | ug/L | 0.50U | 20 | 20 | 23.5 | 27.1 | 118 | 135 | 46-146 | 14 | 40 | |
| Vinyl acetate | ug/L | 1.0U | 20 | 20 | 15.8 | 17.0 | 79 | 85 | 20-165 | 7 | 40 | |
| Vinyl chloride | ug/L | 0.50U | 20 | 20 | 23.1 | 25.8 | 116 | 129 | 57-142 | 11 | 40 | |
| Xylene (Total) | ug/L | 0.50U | 60 | 60 | 58.6 | 68.9 | 98 | 115 | 42-130 | 16 | 40 | |
| 1,2-Dichloroethane-d4 (S) | % | | | | | | 94 | 99 | 86-125 | | | |
| 4-Bromofluorobenzene (S) | % | | | | | | 104 | 102 | 70-114 | | | |
| Dibromofluoromethane (S) | % | | | | | | 99 | 101 | 88-117 | | | |
| Toluene-d8 (S) | % | | | | | | 100 | 102 | 87-113 | | | |

**Pace Analytical Services, Inc.**
8 East Tower Circle
Ormond Beach, FL 32174
(386)672-5668

# QUALITY CONTROL DATA

Project: Tomoka Semi-annual LF
Pace Project No.: 3542615

QC Batch: OEXT/6379 Analysis Method: EPA 8011
QC Batch Method: EPA 8011 Analysis Description: 8011 EDB DBCP
Associated Lab Samples: 3542615001, 3542615002, 3542615003, 3542615004, 3542615005, 3542615006, 3542615007, 3542615008, 3542615009, 3542615010

METHOD BLANK: 287948 Matrix: Water
Associated Lab Samples: 3542615001, 3542615002, 3542615003, 3542615004, 3542615005, 3542615006, 3542615007, 3542615008, 3542615009, 3542615010

| Parameter | Units | Blank Result | Reporting Limit | Analyzed | Qualifiers |
|---|---|---|---|---|---|
| 1,2-Dibromo-3-chloropropane | ug/L | 0.0049U | 0.020 | 11/10/11 14:25 | |
| 1,2-Dibromoethane (EDB) | ug/L | 0.0062U | 0.010 | 11/10/11 14:25 | |

LABORATORY CONTROL SAMPLE: 287949

| Parameter | Units | Spike Conc. | LCS Result | LCS % Rec | % Rec Limits | Qualifiers |
|---|---|---|---|---|---|---|
| 1,2-Dibromo-3-chloropropane | ug/L | .25 | 0.26 | 105 | 60-140 | |
| 1,2-Dibromoethane (EDB) | ug/L | .25 | 0.27 | 107 | 60-140 | |

MATRIX SPIKE & MATRIX SPIKE DUPLICATE: 288472 288473

| Parameter | Units | 3542615002 Result | MS Spike Conc. | MSD Spike Conc. | MS Result | MSD Result | MS % Rec | MSD % Rec | % Rec Limits | RPD | Max RPD | Qual |
|---|---|---|---|---|---|---|---|---|---|---|---|---|
| 1,2-Dibromo-3-chloropropane | ug/L | 0.0052 U | .44 | .44 | 0.48 | 0.49 | 111 | 112 | 60-140 | 1 | 40 | |
| 1,2-Dibromoethane (EDB) | ug/L | 0.0065 U | .44 | .44 | 0.50 | 0.49 | 115 | 111 | 60-140 | 3 | 40 | |

**Pace Analytical Services, Inc.**
8 East Tower Circle
Ormond Beach, FL 32174
(386)672-5668

# QUALITY CONTROL DATA

Project: Tomoka Semi-annual LF
Pace Project No.: 3542615

QC Batch: WET/10869 Analysis Method: SM 2540C
QC Batch Method: SM 2540C Analysis Description: 2540C Total Dissolved Solids
Associated Lab Samples: 3542615001, 3542615002, 3542615003, 3542615004, 3542615005, 3542615006, 3542615007, 3542615008, 3542615009, 3542615010

METHOD BLANK: 288303 Matrix: Water
Associated Lab Samples: 3542615001, 3542615002, 3542615003, 3542615004, 3542615005, 3542615006, 3542615007, 3542615008, 3542615009, 3542615010

| Parameter | Units | Blank Result | Reporting Limit | Analyzed | Qualifiers |
|---|---|---|---|---|---|
| Total Dissolved Solids | mg/L | 5.0U | 5.0 | 11/10/11 10:08 | |

LABORATORY CONTROL SAMPLE: 288304

| Parameter | Units | Spike Conc. | LCS Result | LCS % Rec | % Rec Limits | Qualifiers |
|---|---|---|---|---|---|---|
| Total Dissolved Solids | mg/L | 300 | 290 | 97 | 90-110 | |

SAMPLE DUPLICATE: 288306

| Parameter | Units | 3542615005 Result | Dup Result | RPD | Max RPD | Qualifiers |
|---|---|---|---|---|---|---|
| Total Dissolved Solids | mg/L | 199 | 198 | .5 | 20 | |

SAMPLE DUPLICATE: 288309

| Parameter | Units | 3542610002 Result | Dup Result | RPD | Max RPD | Qualifiers |
|---|---|---|---|---|---|---|
| Total Dissolved Solids | mg/L | 2340 | 2350 | .5 | 20 | |

**Pace Analytical Services, Inc.**
8 East Tower Circle
Ormond Beach, FL 32174
(386)672-5668

# QUALITY CONTROL DATA

Project: Tomoka Semi-annual LF
Pace Project No.: 3542615

QC Batch: WETA/13262 Analysis Method: EPA 300.0
QC Batch Method: EPA 300.0 Analysis Description: 300.0 IC Anions
Associated Lab Samples: 3542615001, 3542615002, 3542615003, 3542615004, 3542615005, 3542615006, 3542615007, 3542615008, 3542615009, 3542615010

METHOD BLANK: 287587 Matrix: Water
Associated Lab Samples: 3542615001, 3542615002, 3542615003, 3542615004, 3542615005, 3542615006, 3542615007, 3542615008, 3542615009, 3542615010

| Parameter | Units | Blank Result | Reporting Limit | Analyzed | Qualifiers |
|---|---|---|---|---|---|
| Nitrate as N | mg/L | 0.025U | 0.050 | 11/09/11 07:29 | |

LABORATORY CONTROL SAMPLE: 287588

| Parameter | Units | Spike Conc. | LCS Result | LCS % Rec | % Rec Limits | Qualifiers |
|---|---|---|---|---|---|---|
| Nitrate as N | mg/L | 5 | 4.8 | 95 | 90-110 | |

MATRIX SPIKE & MATRIX SPIKE DUPLICATE: 287589 287590

| Parameter | Units | 3542615002 Result | MS Spike Conc. | MSD Spike Conc. | MS Result | MSD Result | MS % Rec | MSD % Rec | % Rec Limits | RPD | Max RPD | Qual |
|---|---|---|---|---|---|---|---|---|---|---|---|---|
| Nitrate as N | mg/L | 0.025U | 5 | 5 | 4.8 | 4.8 | 96 | 96 | 90-110 | .2 | 20 | |

MATRIX SPIKE & MATRIX SPIKE DUPLICATE: 287591 287592

| Parameter | Units | 3542642001 Result | MS Spike Conc. | MSD Spike Conc. | MS Result | MSD Result | MS % Rec | MSD % Rec | % Rec Limits | RPD | Max RPD | Qual |
|---|---|---|---|---|---|---|---|---|---|---|---|---|
| Nitrate as N | mg/L | 0.025U | 5 | 5 | 4.6 | 4.6 | 92 | 92 | 90-110 | .2 | 20 | |

**Pace Analytical Services, Inc.**
8 East Tower Circle
Ormond Beach, FL 32174
(386)672-5668

# QUALITY CONTROL DATA

Project: Tomoka Semi-annual LF
Pace Project No.: 3542615

QC Batch: WETA/13266 Analysis Method: EPA 300.0
QC Batch Method: EPA 300.0 Analysis Description: 300.0 IC Anions
Associated Lab Samples: 3542615001, 3542615002, 3542615003, 3542615004, 3542615005, 3542615006, 3542615007, 3542615008, 3542615009, 3542615010

METHOD BLANK: 287622 Matrix: Water
Associated Lab Samples: 3542615001, 3542615002, 3542615003, 3542615004, 3542615005, 3542615006, 3542615007, 3542615008, 3542615009, 3542615010

| Parameter | Units | Blank Result | Reporting Limit | Analyzed | Qualifiers |
|---|---|---|---|---|---|
| Chloride | mg/L | 2.5U | 5.0 | 11/09/11 07:29 | |
| Sulfate | mg/L | 2.5U | 5.0 | 11/09/11 07:29 | |

LABORATORY CONTROL SAMPLE: 287623

| Parameter | Units | Spike Conc. | LCS Result | LCS % Rec | % Rec Limits | Qualifiers |
|---|---|---|---|---|---|---|
| Chloride | mg/L | 50 | 48.3 | 97 | 90-110 | |
| Sulfate | mg/L | 50 | 46.9 | 94 | 90-110 | |

MATRIX SPIKE & MATRIX SPIKE DUPLICATE: 287624 287625

| Parameter | Units | 3542615002 Result | MS Spike Conc. | MSD Spike Conc. | MS Result | MSD Result | MS % Rec | MSD % Rec | % Rec Limits | RPD | Max RPD | Qual |
|---|---|---|---|---|---|---|---|---|---|---|---|---|
| Chloride | mg/L | 20.0 | 50 | 50 | 72.5 | 72.5 | 105 | 105 | 90-110 | .04 | 20 | |
| Sulfate | mg/L | 45.0 | 50 | 50 | 101 | 101 | 112 | 112 | 90-110 | .04 | 20 | J(M1) |

MATRIX SPIKE & MATRIX SPIKE DUPLICATE: 287626 287627

| Parameter | Units | 3542642001 Result | MS Spike Conc. | MSD Spike Conc. | MS Result | MSD Result | MS % Rec | MSD % Rec | % Rec Limits | RPD | Max RPD | Qual |
|---|---|---|---|---|---|---|---|---|---|---|---|---|
| Chloride | mg/L | 18.8 | 50 | 50 | 69.5 | 69.5 | 102 | 102 | 90-110 | .01 | 20 | |
| Sulfate | mg/L | 48.2 | 50 | 50 | 103 | 103 | 109 | 110 | 90-110 | .1 | 20 | |

**Pace Analytical Services, Inc.**
8 East Tower Circle
Ormond Beach, FL 32174
(386)672-5668

# QUALITY CONTROL DATA

Project: Tomoka Semi-annual LF
Pace Project No.: 3542615

QC Batch: WETA/13391 Analysis Method: EPA 350.1
QC Batch Method: EPA 350.1 Analysis Description: 350.1 Ammonia
Associated Lab Samples: 3542615001, 3542615002, 3542615003, 3542615004, 3542615005, 3542615006, 3542615007, 3542615008, 3542615009, 3542615010

METHOD BLANK: 291866 Matrix: Water
Associated Lab Samples: 3542615001, 3542615002, 3542615003, 3542615004, 3542615005, 3542615006, 3542615007, 3542615008, 3542615009, 3542615010

| Parameter | Units | Blank Result | Reporting Limit | Analyzed | Qualifiers |
|---|---|---|---|---|---|
| Nitrogen, Ammonia | mg/L | 0.020U | 0.050 | 11/16/11 06:58 | |

LABORATORY CONTROL SAMPLE: 291867

| Parameter | Units | Spike Conc. | LCS Result | LCS % Rec | % Rec Limits | Qualifiers |
|---|---|---|---|---|---|---|
| Nitrogen, Ammonia | mg/L | 1 | 0.99 | 99 | 90-110 | |

MATRIX SPIKE SAMPLE: 291869

| Parameter | Units | 3542615001 Result | Spike Conc. | MS Result | MS % Rec | % Rec Limits | Qualifiers |
|---|---|---|---|---|---|---|---|
| Nitrogen, Ammonia | mg/L | 0.020U | 1 | 0.99 | 99 | 90-110 | |

SAMPLE DUPLICATE: 291868

| Parameter | Units | 3542615001 Result | Dup Result | RPD | Max RPD | Qualifiers |
|---|---|---|---|---|---|---|
| Nitrogen, Ammonia | mg/L | 0.020U | 0.020U | | 20 | |

**Pace Analytical Services, Inc.**
8 East Tower Circle
Ormond Beach, FL 32174
(386)672-5668

# QUALIFIERS

Project: Tomoka Semi-annual LF
Pace Project No.: 3542615

## DEFINITIONS

DF - Dilution Factor, if reported, represents the factor applied to the reported data due to changes in sample preparation, dilution of the sample aliquot, or moisture content.

ND - Not Detected at or above adjusted reporting limit.

MDL - Adjusted Method Detection Limit.

S - Surrogate

1,2-Diphenylhydrazine (8270 listed analyte) decomposes to Azobenzene.

Consistent with EPA guidelines, unrounded data are displayed and have been used to calculate % recovery and RPD values.

LCS(D) - Laboratory Control Sample (Duplicate)

MS(D) - Matrix Spike (Duplicate)

DUP - Sample Duplicate

RPD - Relative Percent Difference

NC - Not Calculable.

SG - Silica Gel - Clean-Up

U - Indicates the compound was analyzed for, but not detected.

N-Nitrosodiphenylamine decomposes and cannot be separated from Diphenylamine using Method 8270. The result reported for each analyte is a combined concentration.

Pace Analytical is TNI accredited. Contact your Pace PM for the current list of accredited analytes.

## LABORATORIES

| | |
|---|---|
| PASI-O | Pace Analytical Services - Ormond Beach |

## ANALYTE QUALIFIERS

| | |
|---|---|
| I | The reported value is between the laboratory method detection limit and the laboratory practical quantitation limit. |
| J(D6) | Estimated Value. The relative percent difference (RPD) between the sample and sample duplicate exceeded laboratory control limits. |
| J(L0) | Estimated Value. Analyte recovery in the laboratory control sample (LCS) was outside QC limits. |
| J(M0) | Estimated Value. Matrix spike recovery was outside laboratory control limits. |
| J(M1) | Estimated Value. Matrix spike recovery exceeded QC limits. Batch accepted based on laboratory control sample (LCS) recovery. |
| L3 | Analyte recovery in the laboratory control sample (LCS) exceeded QC limits. Analyte presence below reporting limits in associated samples. Results unaffected by high bias. |

**Pace Analytical Services, Inc.**
8 East Tower Circle
Ormond Beach, FL 32174
(386)672-5668

# QUALITY CONTROL DATA CROSS REFERENCE TABLE

Project: Tomoka Semi-annual LF
Pace Project No.: 3542615

| Lab ID | Sample ID | QC Batch Method | QC Batch | Analytical Method | Analytical Batch |
|---|---|---|---|---|---|
| **3542615002** | **B70-1** | | FLD/ | | |
| **3542615003** | **B70-1 DUP** | | FLD/ | | |
| **3542615004** | **B70-2** | | FLD/ | | |
| **3542615005** | **B71** | | FLD/ | | |
| **3542615006** | **B72** | | FLD/ | | |
| **3542615007** | **B73-1** | | FLD/ | | |
| **3542615008** | **B73-2** | | FLD/ | | |
| **3542615009** | **B74** | | FLD/ | | |
| **3542615010** | **B75** | | FLD/ | | |
| **3542615001** | **Equipment Blank (11/8/11)** | EPA 8011 | OEXT/6379 | EPA 8011 | GCSV/4672 |
| **3542615002** | **B70-1** | EPA 8011 | OEXT/6379 | EPA 8011 | GCSV/4672 |
| **3542615003** | **B70-1 DUP** | EPA 8011 | OEXT/6379 | EPA 8011 | GCSV/4672 |
| **3542615004** | **B70-2** | EPA 8011 | OEXT/6379 | EPA 8011 | GCSV/4672 |
| **3542615005** | **B71** | EPA 8011 | OEXT/6379 | EPA 8011 | GCSV/4672 |
| **3542615006** | **B72** | EPA 8011 | OEXT/6379 | EPA 8011 | GCSV/4672 |
| **3542615007** | **B73-1** | EPA 8011 | OEXT/6379 | EPA 8011 | GCSV/4672 |
| **3542615008** | **B73-2** | EPA 8011 | OEXT/6379 | EPA 8011 | GCSV/4672 |
| **3542615009** | **B74** | EPA 8011 | OEXT/6379 | EPA 8011 | GCSV/4672 |
| **3542615010** | **B75** | EPA 8011 | OEXT/6379 | EPA 8011 | GCSV/4672 |
| **3542615001** | **Equipment Blank (11/8/11)** | EPA 3010 | MPRP/6374 | EPA 6010 | ICP/4402 |
| **3542615002** | **B70-1** | EPA 3010 | MPRP/6374 | EPA 6010 | ICP/4402 |
| **3542615003** | **B70-1 DUP** | EPA 3010 | MPRP/6374 | EPA 6010 | ICP/4402 |
| **3542615004** | **B70-2** | EPA 3010 | MPRP/6374 | EPA 6010 | ICP/4402 |
| **3542615005** | **B71** | EPA 3010 | MPRP/6374 | EPA 6010 | ICP/4402 |
| **3542615006** | **B72** | EPA 3010 | MPRP/6374 | EPA 6010 | ICP/4402 |
| **3542615007** | **B73-1** | EPA 3010 | MPRP/6374 | EPA 6010 | ICP/4402 |
| **3542615008** | **B73-2** | EPA 3010 | MPRP/6374 | EPA 6010 | ICP/4402 |
| **3542615009** | **B74** | EPA 3010 | MPRP/6374 | EPA 6010 | ICP/4402 |
| **3542615010** | **B75** | EPA 3010 | MPRP/6374 | EPA 6010 | ICP/4402 |
| **3542615001** | **Equipment Blank (11/8/11)** | EPA 3010 | MPRP/6375 | EPA 6020 | ICPM/2828 |
| **3542615002** | **B70-1** | EPA 3010 | MPRP/6375 | EPA 6020 | ICPM/2828 |
| **3542615003** | **B70-1 DUP** | EPA 3010 | MPRP/6375 | EPA 6020 | ICPM/2828 |
| **3542615004** | **B70-2** | EPA 3010 | MPRP/6375 | EPA 6020 | ICPM/2828 |
| **3542615005** | **B71** | EPA 3010 | MPRP/6375 | EPA 6020 | ICPM/2828 |
| **3542615006** | **B72** | EPA 3010 | MPRP/6375 | EPA 6020 | ICPM/2828 |
| **3542615007** | **B73-1** | EPA 3010 | MPRP/6375 | EPA 6020 | ICPM/2828 |
| **3542615008** | **B73-2** | EPA 3010 | MPRP/6375 | EPA 6020 | ICPM/2828 |
| **3542615009** | **B74** | EPA 3010 | MPRP/6375 | EPA 6020 | ICPM/2828 |
| **3542615010** | **B75** | EPA 3010 | MPRP/6375 | EPA 6020 | ICPM/2828 |
| **3542615001** | **Equipment Blank (11/8/11)** | EPA 7470 | MERP/2250 | EPA 7470 | MERC/2252 |
| **3542615002** | **B70-1** | EPA 7470 | MERP/2250 | EPA 7470 | MERC/2252 |
| **3542615003** | **B70-1 DUP** | EPA 7470 | MERP/2250 | EPA 7470 | MERC/2252 |
| **3542615004** | **B70-2** | EPA 7470 | MERP/2250 | EPA 7470 | MERC/2252 |
| **3542615005** | **B71** | EPA 7470 | MERP/2250 | EPA 7470 | MERC/2252 |
| **3542615006** | **B72** | EPA 7470 | MERP/2250 | EPA 7470 | MERC/2252 |
| **3542615007** | **B73-1** | EPA 7470 | MERP/2250 | EPA 7470 | MERC/2252 |
| **3542615008** | **B73-2** | EPA 7470 | MERP/2250 | EPA 7470 | MERC/2252 |

**Pace Analytical Services, Inc.**
8 East Tower Circle
Ormond Beach, FL 32174
(386)672-5668

# QUALITY CONTROL DATA CROSS REFERENCE TABLE

Project: Tomoka Semi-annual LF
Pace Project No.: 3542615

| Lab ID | Sample ID | QC Batch Method | QC Batch | Analytical Method | Analytical Batch |
|---|---|---|---|---|---|
| **3542615009** | **B74** | EPA 7470 | MERP/2250 | EPA 7470 | MERC/2252 |
| **3542615010** | **B75** | EPA 7470 | MERP/2250 | EPA 7470 | MERC/2252 |
| **3542615001** | **Equipment Blank (11/8/11)** | EPA 8260 | MSV/4128 | | |
| **3542615002** | **B70-1** | EPA 8260 | MSV/4128 | | |
| **3542615003** | **B70-1 DUP** | EPA 8260 | MSV/4128 | | |
| **3542615004** | **B70-2** | EPA 8260 | MSV/4128 | | |
| **3542615005** | **B71** | EPA 8260 | MSV/4128 | | |
| **3542615006** | **B72** | EPA 8260 | MSV/4128 | | |
| **3542615007** | **B73-1** | EPA 8260 | MSV/4128 | | |
| **3542615008** | **B73-2** | EPA 8260 | MSV/4129 | | |
| **3542615009** | **B74** | EPA 8260 | MSV/4129 | | |
| **3542615010** | **B75** | EPA 8260 | MSV/4129 | | |
| **3542615011** | **Trip Blank (11/8/11)** | EPA 8260 | MSV/4129 | | |
| **3542615001** | **Equipment Blank (11/8/11)** | SM 2540C | WET/10869 | | |
| **3542615002** | **B70-1** | SM 2540C | WET/10869 | | |
| **3542615003** | **B70-1 DUP** | SM 2540C | WET/10869 | | |
| **3542615004** | **B70-2** | SM 2540C | WET/10869 | | |
| **3542615005** | **B71** | SM 2540C | WET/10869 | | |
| **3542615006** | **B72** | SM 2540C | WET/10869 | | |
| **3542615007** | **B73-1** | SM 2540C | WET/10869 | | |
| **3542615008** | **B73-2** | SM 2540C | WET/10869 | | |
| **3542615009** | **B74** | SM 2540C | WET/10869 | | |
| **3542615010** | **B75** | SM 2540C | WET/10869 | | |
| **3542615001** | **Equipment Blank (11/8/11)** | EPA 300.0 | WETA/13262 | | |
| **3542615002** | **B70-1** | EPA 300.0 | WETA/13262 | | |
| **3542615003** | **B70-1 DUP** | EPA 300.0 | WETA/13262 | | |
| **3542615004** | **B70-2** | EPA 300.0 | WETA/13262 | | |
| **3542615005** | **B71** | EPA 300.0 | WETA/13262 | | |
| **3542615006** | **B72** | EPA 300.0 | WETA/13262 | | |
| **3542615007** | **B73-1** | EPA 300.0 | WETA/13262 | | |
| **3542615008** | **B73-2** | EPA 300.0 | WETA/13262 | | |
| **3542615009** | **B74** | EPA 300.0 | WETA/13262 | | |
| **3542615010** | **B75** | EPA 300.0 | WETA/13262 | | |
| **3542615001** | **Equipment Blank (11/8/11)** | EPA 300.0 | WETA/13266 | | |
| **3542615002** | **B70-1** | EPA 300.0 | WETA/13266 | | |
| **3542615003** | **B70-1 DUP** | EPA 300.0 | WETA/13266 | | |
| **3542615004** | **B70-2** | EPA 300.0 | WETA/13266 | | |
| **3542615005** | **B71** | EPA 300.0 | WETA/13266 | | |
| **3542615006** | **B72** | EPA 300.0 | WETA/13266 | | |
| **3542615007** | **B73-1** | EPA 300.0 | WETA/13266 | | |
| **3542615008** | **B73-2** | EPA 300.0 | WETA/13266 | | |
| **3542615009** | **B74** | EPA 300.0 | WETA/13266 | | |
| **3542615010** | **B75** | EPA 300.0 | WETA/13266 | | |
| **3542615001** | **Equipment Blank (11/8/11)** | EPA 350.1 | WETA/13391 | | |
| **3542615002** | **B70-1** | EPA 350.1 | WETA/13391 | | |
| **3542615003** | **B70-1 DUP** | EPA 350.1 | WETA/13391 | | |

**Pace Analytical Services, Inc.**
8 East Tower Circle
Ormond Beach, FL 32174
(386)672-5668

# QUALITY CONTROL DATA CROSS REFERENCE TABLE

Project: Tomoka Semi-annual LF
Pace Project No.: 3542615

| Lab ID | Sample ID | QC Batch Method | QC Batch | Analytical Method | Analytical Batch |
|---|---|---|---|---|---|
| **3542615004** | **B70-2** | EPA 350.1 | WETA/13391 | | |
| **3542615005** | **B71** | EPA 350.1 | WETA/13391 | | |
| **3542615006** | **B72** | EPA 350.1 | WETA/13391 | | |
| **3542615007** | **B73-1** | EPA 350.1 | WETA/13391 | | |
| **3542615008** | **B73-2** | EPA 350.1 | WETA/13391 | | |
| **3542615009** | **B74** | EPA 350.1 | WETA/13391 | | |
| **3542615010** | **B75** | EPA 350.1 | WETA/13391 | | |

Pace Analytical®
www.pacelabs.com

# CHAIN-OF-CUSTODY / Analytical Request Document

The Chain-of-Custody is a LEGAL DOCUMENT. All relevant fields must be completed accurately.

3542615

Page: of

1553328

**Section A** Required Client Information:

Company: Volusia County Solid Waste
Address: 1990 Tomoka Farms Rd. Daytona Beach, FL 32124
Email To:
Phone: Fax:
Requested Due Date/TAT:

**Section B** Required Project Information:

Report To: Ms. Jennifer Stink
Copy To:
Purchase Order No.:
Project Name: Tomoka Semi-Annual
Project Number:

**Section C** Invoice Information:

Attention:
Company Name:
Address:
Pace Quote Reference:
Pace Project Manager:
Pace Profile #:

**REGULATORY AGENCY**

☐ NPDES ☐ GROUND WATER ☐ DRINKING WATER
☐ UST ☐ RCRA ☐ OTHER _____

Site Location STATE: _____

**Section D** Required Client Information

Matrix Codes MATRIX / CODE: Drinking Water DW, Water WT, Waste Water WW, Product P, Soil/Solid SL, Oil OL, Wipe WP, Air AR, Tissue TS, Other OT

SAMPLE ID (A-Z, 0-9 / ,-) Sample IDs MUST BE UNIQUE

Requested Analysis Filtered (Y/N)

| ITEM # | SAMPLE ID | MATRIX CODE (see valid codes to left) | SAMPLE TYPE (G=GRAB C=COMP) | COLLECTED Composite Start DATE | COLLECTED Composite Start TIME | COLLECTED Composite End/Grab DATE | COLLECTED Composite End/Grab TIME | SAMPLE TEMP AT COLLECTION | # OF CONTAINERS | Preservatives: Unpreserved | $H_2SO_4$ | $HNO_3$ | HCl | NaOH | $Na_2S_2O_3$ | Methanol | Other | Analysis Test (Y/N): NO3, Chloride, TDS | Nitrogen, TKN | 6010 Metals | 8011 EDB | 8260 VOC | Residual Chlorine (Y/N) | Pace Project No./ Lab I.D. |
|---|---|---|---|---|---|---|---|---|---|---|---|---|---|---|---|---|---|---|---|---|---|---|---|---|
| 1 | EQ | DW | G | | | 11/8/11 | 0945 | | 8 | 3 | 1 | 1 | 3 | | | | | 1 | 1 | 1 | 2 | 3 | | |
| 2 | B70-1 | | | | | | 1025 | | | | | | | | | | | | | | | | | |
| 3 | DUP | | | | | | 1042 | | | | | | | | | | | | | | | | | |
| 4 | B70-2 | | | | | | 1120 | | | | | | | | | | | | | | | | | |
| 5 | B71 | | | | | | 1203 | | | | | | | | | | | | | | | | | |
| 6 | B72 | | | | | | 1302 | | | | | | | | | | | | | | | | | |
| 7 | B73-1 | | | | | | 1403 | | | | | | | | | | | | | | | | | |
| 8 | B73-2 | | | | | | 1434 | | | | | | | | | | | | | | | | | |
| 9 | B74 | | | | | | 1536 | | | | | | | | | | | | | | | | | |
| 10 | B75 | | | | | | 1617 | | | | | | | | | | | | | | | | | |
| 11 | TRIP blanks | | | | | | | | 2 | | | | | | | | | | | | | | | |
| 12 | | | | | | | | | | | | | | | | | | | | | | | | |

| ADDITIONAL COMMENTS | RELINQUISHED BY / AFFILIATION | DATE | TIME | ACCEPTED BY / AFFILIATION | DATE | TIME | SAMPLE CONDITIONS |
|---|---|---|---|---|---|---|---|
| | R. Higdon | 11-8-11 | 1716 | | 11/8/11 | 1716 | 4.2 Y |

ORIGINAL

SAMPLER NAME AND SIGNATURE 773

PRINT Name of SAMPLER: Roger Higdon

SIGNATURE of SAMPLER: Roger Higdon

DATE Signed (MM/DD/YY): 11/8/11

Temp in °C | Received on Ice (Y/N) | Custody Sealed Cooler (Y/N) | Samples Intact (Y/N)

*Important Note: By signing this form you are accepting Pace's NET 30 day payment terms and agreeing to late charges of 1.5% per month for any invoices not paid within 30 days.

# Pace Analytical Field Sampling Log

| | |
|---|---|
| Site Name: Tomoka Landfill Semi-Annual | Site Location: Volusia County, FL |
| Well #: EQ | Sample ID: 3542615 |
| Date: 11/8/11 | |

## PURGING DATA

YSI 2606/2697

| Well Diameter: 2" | Tubing Diameter: 3/8" | Well Screen Interval Depth: Feet to | Static Depth to Water: | Sampling Device: PP |
|---|---|---|---|---|

Well Volume Purge: (Total Well Depth– Static Depth to Water) X Well Capacity= Well Volume

( - ) X 0.16 Gallons/Foot = Gallons

Equipment Volume Purge: Pump Volume + (Tubing Capacity X Tubing Length) + Flow Cell Volume= Equipment Volume

+( X )+ = Gallons

| Initial Pump or Tubing Depth in Well (Feet): | Final Pump or Tubing Depth in Well: | Purging Initiated At: | Purging Ended At: | Total Volume Purged (Gallons): |
|---|---|---|---|---|

| Time | Volume Purged (Gal) | CUMUL Volume Purged (Gal) | Purge Rate (gpm) | Depth to Water (Feet) | pH (Standard Units) | Temp. (°C) | Conductivity (µmhos/cm or µS/cm) | Dissolved Oxygen (circle mg/L or % saturation) | Turbidity (NTUs) | Color (Describe) | Odor (Describe) | ORP |
|---|---|---|---|---|---|---|---|---|---|---|---|---|
| 0945 | | | | | | | | | | | | |
| | | | | | | | | | | | | |
| | | | | | | | | | | | | |
| | | | | | | | | | | | | |
| | | | | | | | | | | | | |
| | | | | | | | | | | | | |
| | | | | | | | | | | | | |
| | | | | | | | | | | | | |
| | | | | | | | | | | | | |
| | | | | | | | | | | | | |
| | | | | | | | | | | | | |

Well Capacity (Gallons Per Foot): 0.75" = 0.02; 1" = 0.04; 1.25" = 0.06; 2" = 0.16; 3" = 0.37; 4" = 0.65; 5" = 1.02; 6" = 1.47; 12" = 5.88
Tubing Inside DIA. Capacity (Gal./Ft.): 1/8" = 0.0006; 3/16" = 0.0014; 1/4" = 0.0026; 5/16" = 0.004; 3/8" = 0.006; 1/2" = 0.010; 5/8" = 0.016

## SAMPLING DATA

| Sampled By (Print) | Sampler(s) Signatures | Sampling Initiated At: | Sampling Ended At: |
|---|---|---|---|
| Roger Higdon / Pace | R. Higdon | 0945 | 0957 |

| Pump or Tubing Depth in Well (Feet): | Sample Pump Flow Rate (mL per minute): | Tubing Material Code: | Field Decontamination: | Field-Filtered: | Duplicate: |
|---|---|---|---|---|---|
| | 100-200ml | PE | [Yes] [No] | [Yes] [No] Filter Size: µm | [Yes] [No] |

| Sample ID Code | # Containers | Material Code | Volume | Preservative Used | Total Volume Added in Field (mL) | Final pH | Intended Analysis and/or Method | Sampling Equipment Code |
|---|---|---|---|---|---|---|---|---|
| | | | | | | | | |
| | | | | | | | | |
| | | | | | | | | |
| | | | | | | | | |
| | | | | | | | | |

**Weather Conditions**
[ ] Sunny
[ ] Partly Cloudy
[✓] Cloudy
Temperature: 85
Rain: [Yes] [No]
Wind Speed: 0
Wind Direction: N/A

[ ] **Surface Water** Taken From:
Total Depth:_____ [ ] Shore [ ] Surface
Type: [ ] Lake [ ] Stream [ ] Boat [ ] Mid-Depth
[ ] River [ ] Other _____ [ ] Bridge [ ] Bottom
[ ] Wading [ ] Other

[ ] **Waste Water**: Start Time _____ Finish Time _____
Sampling Point:_____ Volume:_____
[ ] Composite [ ] Grab
mL per: [ ] Hour [ ] ½ Hour [ ]

[ ] Soils/Sediment Sampling Point: Sample Depth: [ ] Composite [ ] Grab

[ ] Drum Waste Type: Layers [Yes] [No] [ ] Composite [ ] Grab

[ ] Other: Sampling Point: Sample Depth: [ ] Composite [ ] Grab

**Discharged Method** [✓] **Ground** [ ] **Barrel** **On Ice @** 0958 **Bottles Preserved <2pH**

Field Notes:

**See Work Order/Bottle Order**

:\Field\Field Sheets

# Pace Analytical Field Sampling Log

| Site Name: Tomoka Landfill Semi-Annual | | Site Location: Volusia County, FL |
|---|---|---|
| Well #: B70-1 | Sample ID: 5542615 | Date: 11 / 8 / 11 |

## PURGING DATA

YSI 2606/2697

| Well Diameter: 2" | Tubing Diameter: 3/8" | Well Screen Interval Depth: Feet to | Static Depth to Water: 10.0 | Sampling Device: PP |
|---|---|---|---|---|

Well Volume Purge: (Total Well Depth– Static Depth to Water) X Well Capacity= Well Volume

(38.14 - 10.0) X 0.16 Gallons/Foot = 4.5024 Gallons

Equipment Volume Purge: Pump Volume + (Tubing Capacity X Tubing Length) + Flow Cell Volume= Equipment Volume

+( X )+ = Gallons

| Initial Pump or Tubing Depth in Well (Feet): 15 | Final Pump or Tubing Depth in Well: 15 | Purging Initiated At: 0958 | Purging Ended At: 1027 | Total Volume Purged (Gallons): 7.25 |
|---|---|---|---|---|

| Time | Volume Purged (Gal) | CUMUL Volume Purged (Gal) | Purge Rate (gpm) | Depth to Water (Feet) | pH (Standard Units) | Temp. (°C) | Conductivity (µmhos/cm or µS/cm) | Dissolved Oxygen (circle mg/L or % saturation) | Turbidity (NTUs) | Color (Describe) | Odor (Describe) | ORP |
|---|---|---|---|---|---|---|---|---|---|---|---|---|
| 1017 | 4.75 | 4.75 | .25 | 10.43 | 5.99 | 23.53 | 261 | 0.38 | 0.46 | NO | NO | 49.9 |
| 1022 | 1.25 | 6.0 | | | 5.95 | 23.55 | 262 | 0.30 | 0.14 | | | 48.7 |
| 1027 | 1.25 | 7.25 | | | 5.93 | 23.59 | 260 | 0.26 | 0.12 | | | 48.0 |

Well Capacity (Gallons Per Foot): 0.75" = 0.02; 1" = 0.04; 1.25" = 0.06; 2" = 0.16; 3" = 0.37; 4" = 0.65; 5" = 1.02; 6" = 1.47; 12" = 5.88
Tubing Inside DIA. Capacity (Gal./Ft.): 1/8" = 0.0006; 3/16" = 0.0014; 1/4" = 0.0026; 5/16" = 0.004; 3/8" = 0.006; 1/2" = 0.010; 5/8" = 0.016

## SAMPLING DATA

| Sampled By (Print) | Sampler(s) Signatures | Sampling Initiated At: | Sampling Ended At: |
|---|---|---|---|
| Roger Higdon / Pace | [signature] | 1028 | 1040 |

| Pump or Tubing Depth in Well (Feet): | Sample Pump Flow Rate (mL per minute): | Tubing Material Code: | Field Decontamination: | Field-Filtered: | Duplicate: |
|---|---|---|---|---|---|
| 15 | 100-200ml | PE | [Yes] [No] | [Yes] [No] Filter Size: µm | [Yes] [No] |

| Sample ID Code | # Containers | Material Code | Volume | Preservative Used | Total Volume Added in Field (mL) | Final pH | Intended Analysis and/or Method | Sampling Equipment Code |
|---|---|---|---|---|---|---|---|---|
| | | | | | | | | |

**Weather Conditions**
[ ] Sunny
[ ] Partly Cloudy
[✓] Cloudy
Temperature: 85°
Rain: [Yes] [No]
Wind Speed: 0
Wind Direction: N/A

[ ] **Surface Water** Taken From:
Total Depth:_____ [ ] Shore [ ] Surface
Type: [ ] Lake [ ] Stream [ ] Boat [ ] Mid-Depth
[ ] River [ ] Other _____ [ ] Bridge [ ] Bottom
[ ] Wading [ ] Other

[ ] **Waste Water**: Start Time _____ Finish Time _____
Sampling Point:_____ Volume:_____
[ ] Composite [ ] Grab
mL per: [ ] Hour [ ] ½ Hour [ ]

[ ] Soils/Sediment Sampling Point: Sample Depth: [ ] Composite [ ] Grab

[ ] Drum Waste Type: Layers [Yes] [No] [ ] Composite [ ] Grab

[ ] Other: Sampling Point: Sample Depth: [ ] Composite [ ] Grab

**Discharged Method** [✓] **Ground** [ ] **Barrel** **On Ice @** 1041 **Bottles Preserved <2pH**

Field Notes:

**See Work Order/Bottle Order**

:\Field\Field Sheets

# Pace Analytical Field Sampling Log

| Site Name: Tomoka Landfill Semi-Annual | Site Location: Volusia County, FL |
|---|---|

| Well #: DUP / B70-1 | Sample ID: 3542615 | Date: 11/5/11 |
|---|---|---|

## PURGING DATA

YSI 2606/2697

| Well Diameter: 2" | Tubing Diameter: 3/8" | Well Screen Interval Depth: Feet to | Static Depth to Water: | Sampling Device: PP |
|---|---|---|---|---|

Well Volume Purge: (Total Well Depth– Static Depth to Water) X Well Capacity= Well Volume

( - ) X 0.16 Gallons/Foot = Gallons

Equipment Volume Purge: Pump Volume + (Tubing Capacity X Tubing Length) + Flow Cell Volume= Equipment Volume

+( X )+ = Gallons

| Initial Pump or Tubing Depth in Well (Feet): | Final Pump or Tubing Depth in Well: | Purging Initiated At: | Purging Ended At: | Total Volume Purged (Gallons): |
|---|---|---|---|---|

| Time | Volume Purged (Gal) | CUMUL Volume Purged (Gal) | Purge Rate (gpm) | Depth to Water (Feet) | pH (Standard Units) | Temp. (°C) | Conductivity (µmhos/cm or µS/cm) | Dissolved Oxygen (circle mg/L or % saturation) | Turbidity (NTUs) | Color (Describe) | Odor (Describe) | ORP |
|---|---|---|---|---|---|---|---|---|---|---|---|---|
| | | | | | | | | | | | | |
| | | | | | | | | | | | | |
| | | | | | | | | | | | | |
| | | | | | | | | | | | | |
| | | | | | | | | | | | | |
| | | | | | | | | | | | | |
| | | | | | | | | | | | | |
| | | | | | | | | | | | | |
| | | | | | | | | | | | | |
| | | | | | | | | | | | | |

Well Capacity (Gallons Per Foot): 0.75" = 0.02; 1" = 0.04; 1.25" = 0.06; 2" = 0.16; 3" = 0.37; 4" = 0.65; 5" = 1.02; 6" = 1.47; 12" = 5.88
Tubing Inside DIA. Capacity (Gal./Ft.): 1/8" = 0.0006; 3/16" = 0.0014; 1/4" = 0.0026; 5/16" = 0.004; 3/8" = 0.006; 1/2" = 0.010; 5/8" = 0.016

## SAMPLING DATA

| Sampled By (Print) | Sampler(s) Signatures | Sampling Initiated At: | Sampling Ended At: |
|---|---|---|---|
| Roger Higdon / Pace | R. Higdon | 1042 | 1054 |

| Pump or Tubing Depth in Well (Feet): | Sample Pump Flow Rate (mL per minute): | Tubing Material Code: | Field Decontamination: | Field-Filtered: | Duplicate: |
|---|---|---|---|---|---|
| | 100-200ml | PE | [Yes] [No] | [Yes] [No] Filter Size: µm | [Yes] [No] |

| Sample ID Code | # Containers | Material Code | Volume | Preservative Used | Total Volume Added in Field (mL) | Final pH | Intended Analysis and/or Method | Sampling Equipment Code |
|---|---|---|---|---|---|---|---|---|
| | | | | | | | | |
| | | | | | | | | |
| | | | | | | | | |
| | | | | | | | | |
| | | | | | | | | |

**Weather Conditions**
[ ] Sunny
[ ] Partly Cloudy
[ ] Cloudy
Temperature:
Rain: [Yes] [No]
Wind Speed:
Wind Direction:

[ ] **Surface Water** Taken From:
Total Depth:_____ [ ] Shore [ ] Surface
Type: [ ] Lake [ ] Stream [ ] Boat [ ] Mid-Depth
[ ] River [ ] Other _____ [ ] Bridge [ ] Bottom
[ ] Wading [ ] Other

[ ] **Waste Water**: Start Time _____ Finish Time _____
Sampling Point:_____ Volume:_____
[ ] Composite [ ] Grab
mL per: [ ] Hour [ ] ½ Hour [ ]

[ ] Soils/Sediment Sampling Point: Sample Depth: [ ] Composite [ ] Grab

[ ] Drum Waste Type: Layers [Yes] [No] [ ] Composite [ ] Grab

[ ] Other: Sampling Point: Sample Depth: [ ] Composite [ ] Grab

**Discharged Method** [✓] **Ground** [ ] **Barrel** **On Ice @** 1055 **Bottles Preserved <2pH**

Field Notes:

**See Work Order/Bottle Order**

:\Field\Field Sheets

# Pace Analytical Field Sampling Log

| Site Name: Tomoka Landfill Semi-Annual | | Site Location: Volusia County, FL |
|---|---|---|
| Well #: B70-2 | Sample ID: 3542615 | Date: 11/8/11 |

## PURGING DATA

YSI 2606/2697

| Well Diameter: 2" | Tubing Diameter: 3/8" | Well Screen Interval Depth: Feet to | Static Depth to Water: 10.17 | Sampling Device: PP |
|---|---|---|---|---|

Well Volume Purge: (Total Well Depth– Static Depth to Water) X Well Capacity= Well Volume

( 21.90 - 10.17 ) X 0.16 Gallons/Foot = 1.8768 Gallons

Equipment Volume Purge: Pump Volume + (Tubing Capacity X Tubing Length) + Flow Cell Volume= Equipment Volume

+( X )+ = Gallons

| Initial Pump or Tubing Depth in Well (Feet): 16 | Final Pump or Tubing Depth in Well: 16 | Purging Initiated At: 1100 | Purging Ended At: 1119 | Total Volume Purged (Gallons): 5.0 |
|---|---|---|---|---|

| Time | Volume Purged (Gal) | CUMUL Volume Purged (Gal) | Purge Rate (gpm) | Depth to Water (Feet) | pH (Standard Units) | Temp. (°C) | Conductivity (µmhos/cm or µS/cm) | Dissolved Oxygen (circle mg/L or % saturation) | Turbidity (NTUs) | Color (Describe) | Odor (Describe) | ORP |
|---|---|---|---|---|---|---|---|---|---|---|---|---|
| 1108 | 2.0 | 2.0 | .25 | 10.90 | 5.41 | 24.78 | 293 | 1.32 | 48.7 | BROWN | NO | 74.6 |
| 1110 | .50 | 2.5 | | | 5.37 | 24.77 | 284 | 1.22 | 59.2 | | | 74.4 |
| 1112 | .50 | 3.0 | | | 5.33 | 24.79 | 277 | 0.85 | 31.3 | | | 75.6 |
| 1113 | | 3.5 | | | 5.29 | 24.79 | 270 | 0.79 | 22.5 | | | 75.9 |
| 1115 | | 4.0 | | | 5.27 | 24.81 | 268 | 0.63 | 18.6 | | | 76.4 |
| 1117 | | 4.5 | | | 5.26 | 24.80 | 267 | 0.58 | 17.4 | | | 76.4 |
| 1119 | | 5.0 | | | 5.25 | 24.80 | 266 | 0.52 | 14.8 | | | 76.1 |
| | | | | | | | | | | | | |
| | | | | | | | | | | | | |
| | | | | | | | | | | | | |

Well Capacity (Gallons Per Foot): 0.75" = 0.02; 1" = 0.04; 1.25" = 0.06; 2" = 0.16; 3" = 0.37; 4" = 0.65; 5" = 1.02; 6" = 1.47; 12" = 5.88
Tubing Inside DIA. Capacity (Gal./Ft.): 1/8" = 0.0006; 3/16" = 0.0014; 1/4" = 0.0026; 5/16" = 0.004; 3/8" = 0.006; 1/2" = 0.010; 5/8" = 0.016

## SAMPLING DATA

| Sampled By (Print) | Sampler(s) Signatures | Sampling Initiated At: | Sampling Ended At: |
|---|---|---|---|
| Roger Higdon / Pace | R. Higdon | 1120 | 1132 |

| Pump or Tubing Depth in Well (Feet): | Sample Pump Flow Rate (mL per minute): | Tubing Material Code: | Field Decontamination: | Field-Filtered: | Duplicate: |
|---|---|---|---|---|---|
| 16 | 100-200ml | PE | [Yes] [No] | [Yes] [No] Filter Size: µm | [Yes] [No] |

| Sample ID Code | # Containers | Material Code | Volume | Preservative Used | Total Volume Added in Field (mL) | Final pH | Intended Analysis and/or Method | Sampling Equipment Code |
|---|---|---|---|---|---|---|---|---|
| | | | | | | | | |
| | | | | | | | | |
| | | | | | | | | |
| | | | | | | | | |
| | | | | | | | | |

**Weather Conditions**
[ ] Sunny
[✓] Partly Cloudy
[ ] Cloudy
Temperature: 90°
Rain: [Yes] [No]
Wind Speed: 0-3
Wind Direction: NE

[ ] **Surface Water** Taken From:
Total Depth:_____ [ ] Shore [ ] Surface
Type: [ ] Lake [ ] Stream [ ] Boat [ ] Mid-Depth
[ ] River [ ] Other _____ [ ] Bridge [ ] Bottom
[ ] Wading [ ] Other

[ ] **Waste Water:** Start Time _____ Finish Time _____
Sampling Point:_____ Volume:_____
[ ] Composite [ ] Grab
mL per: [ ] Hour [ ] ½ Hour [ ]

[ ] Soils/Sediment Sampling Point: Sample Depth: [ ] Composite [ ] Grab
[ ] Drum Waste Type: Layers [Yes] [No] [ ] Composite [ ] Grab
[ ] Other: Sampling Point: Sample Depth: [ ] Composite [ ] Grab

**Discharged Method** [✓] **Ground** [ ] **Barrel** **On Ice @** 1133 **Bottles Preserved <2pH**

Field Notes:

**See Work Order/Bottle Order**

# Pace Analytical Field Sampling Log

| Site Name: Tomoka Landfill Semi-Annual | Site Location: Volusia County, FL |
|---|---|

| Well #: B71 | Sample ID: 3542615 | Date: 11/8/11 |
|---|---|---|

## PURGING DATA

YSI 2606/2697

| Well Diameter: 2" | Tubing Diameter: 3/8" | Well Screen Interval Depth: Feet to | Static Depth to Water: 9.43 | Sampling Device: PP |
|---|---|---|---|---|

Well Volume Purge: (Total Well Depth– Static Depth to Water) X Well Capacity= Well Volume

( 21.35 - 9.43 ) X 0.16 Gallons/Foot = 1.9072 Gallons

Equipment Volume Purge: Pump Volume + (Tubing Capacity X Tubing Length) + Flow Cell Volume= Equipment Volume

+( X )+ = Gallons

| Initial Pump or Tubing Depth in Well (Feet): 15 | Final Pump or Tubing Depth in Well: 15 | Purging Initiated At: 1146 | Purging Ended At: 1202 | Total Volume Purged (Gallons): 4.0 |
|---|---|---|---|---|

| Time | Volume Purged (Gal) | CUMUL Volume Purged (Gal) | Purge Rate (gpm) | Depth to Water (Feet) | pH (Standard Units) | Temp. (°C) | Conductivity (µmhos/cm or mS/cm) | Dissolved Oxygen (circle mg/L or % saturation) | Turbidity (NTUs) | Color (Describe) | Odor (Describe) | ORP |
|---|---|---|---|---|---|---|---|---|---|---|---|---|
| 1154 | 2.0 | 2.0 | .25 | 10.47 | 4.95 | 24.96 | 255 | 1.11 | 9.46 | no | no | 111.9 |
| 1156 | .50 | 2.5 | | 10.54 | 4.95 | 24.77 | 263 | 0.98 | 7.25 | | | 111.4 |
| 1158 | .50 | 3.0 | | 10.60 | 4.94 | 25.05 | 270 | 0.75 | 7.06 | | | 111.4 |
| 1200 | .50 | 3.5 | | | 4.99 | 25.22 | 280 | 0.46 | 4.48 | | | 106.2 |
| 1202 | .50 | 4.0 | | | 5.02 | 25.14 | 282 | 0.41 | 4.48 | | | 101.8 |
| | | | | | | | | | | | | |
| | | | | | | | | | | | | |
| | | | | | | | | | | | | |
| | | | | | | | | | | | | |
| | | | | | | | | | | | | |

Well Capacity (Gallons Per Foot): **0.75"** = 0.02; **1"** = 0.04; **1.25"** = 0.06; **2"** = 0.16; **3"** = 0.37; **4"** = 0.65; **5"** = 1.02; **6"** = 1.47; **12"** = 5.88
**Tubing Inside DIA. Capacity** (Gal./Ft.): **1/8"** = 0.0006; **3/16"** = 0.0014; **1/4"** = 0.0026; **5/16"** = 0.004; **3/8"** = 0.006; **1/2"** = 0.010; **5/8"** = 0.016

## SAMPLING DATA

| Sampled By (Print) Roger Higdon / Pace | Sampler(s) Signatures R. Higdon | Sampling Initiated At: 1203 | Sampling Ended At: 1215 |
|---|---|---|---|

| Pump or Tubing Depth in Well (Feet): 15 | Sample Pump Flow Rate (mL per minute): 100-200ml | Tubing Material Code: PE | Field Decontamination: [Yes] [No] | Field-Filtered: [Yes] [No] Filter Size: ___µm | Duplicate: [Yes] [No] |
|---|---|---|---|---|---|

| Sample ID Code | # Containers | Material Code | Volume | Preservative Used | Total Volume Added in Field (mL) | Final pH | Intended Analysis and/or Method | Sampling Equipment Code |
|---|---|---|---|---|---|---|---|---|
| | | | | | | | | |
| | | | | | | | | |
| | | | | | | | | |
| | | | | | | | | |
| | | | | | | | | |

**Weather Conditions**
[ ] Sunny
[ ] Partly Cloudy
[✓] Cloudy
Temperature: 82°
Rain: [Yes] [No]
Wind Speed: 3-5
Wind Direction: NE

[ ] **Surface Water** Taken From:
Total Depth:_____ [ ] Shore [ ] Surface
Type: [ ] Lake [ ] Stream [ ] Boat [ ] Mid-Depth
[ ] River [ ] Other _____ [ ] Bridge [ ] Bottom
[ ] Wading [ ] Other

[ ] **Waste Water:** Start Time _____ Finish Time _____
Sampling Point:_____ Volume:_____
[ ] Composite [ ] Grab
mL per: [ ] Hour [ ] ½ Hour [ ]

[ ] Soils/Sediment Sampling Point: Sample Depth: [ ] Composite [ ] Grab

[ ] Drum Waste Type: Layers [Yes] [No] [ ] Composite [ ] Grab

[ ] Other: Sampling Point: Sample Depth: [ ] Composite [ ] Grab

**Discharged Method** [✓] **Ground** [ ] **Barrel** **On Ice @** 12/16 **Bottles Preserved <2pH**

Field Notes:

**See Work Order/Bottle Order**

:\Field\Field Sheets

# Pace Analytical Field Sampling Log

| Site Name: Tomoka Landfill Semi-Annual | Site Location: Volusia County, FL |
|---|---|

| Well #: B72 | Sample ID: 9542615 | Date: 11 / 8 / 11 |
|---|---|---|

## PURGING DATA

YSI 2606/2697

| Well Diameter: 2" | Tubing Diameter: 3/8" | Well Screen Interval Depth: Feet to | Static Depth to Water: 7.62 | Sampling Device: PP |
|---|---|---|---|---|

Well Volume Purge: (Total Well Depth– Static Depth to Water) X Well Capacity= Well Volume

( 21.72 - 7.62 ) X 0.16 Gallons/Foot = 2.256 Gallons

Equipment Volume Purge: Pump Volume + (Tubing Capacity X Tubing Length) + Flow Cell Volume= Equipment Volume

+( X )+ = Gallons

| Initial Pump or Tubing Depth in Well (Feet): 13 | Final Pump or Tubing Depth in Well: 13 | Purging Initiated At: 1245 | Purging Ended At: 1301 | Total Volume Purged (Gallons): 4.0 |
|---|---|---|---|---|

| Time | Volume Purged (Gal) | CUMUL Volume Purged (Gal) | Purge Rate (gpm) | Depth to Water (Feet) | pH (Standard Units) | Temp. (°C) | Conductivity (µmhos/cm or mS/cm) | Dissolved Oxygen (circle mg/L or % saturation) | Turbidity (NTUs) | Color (Describe) | Odor (Describe) | ORP |
|---|---|---|---|---|---|---|---|---|---|---|---|---|
| 1255 | 2.50 | 2.50 | .25 | 9.88 | 6.28 | 25.85 | 628 | 1.23 | 12.2 | no | no | 36.2 |
| 1258 | .75 | 3.25 | | | 6.27 | 25.84 | 624 | 1.04 | 10.14 | | | 33.5 |
| 1301 | .75 | 4.0 | | | 6.26 | 25.86 | 617 | 0.99 | 8.41 | | | 32.1 |
| | | | | | | | | | | | | |
| | | | | | | | | | | | | |
| | | | | | | | | | | | | |
| | | | | | | | | | | | | |
| | | | | | | | | | | | | |
| | | | | | | | | | | | | |
| | | | | | | | | | | | | |

Well Capacity (Gallons Per Foot): 0.75" = 0.02; 1" = 0.04; 1.25" = 0.06; 2" = 0.16; 3" = 0.37; 4" = 0.65; 5" = 1.02; 6" = 1.47; 12" = 5.88
Tubing Inside DIA. Capacity (Gal./Ft.): 1/8" = 0.0006; 3/16" = 0.0014; 1/4" = 0.0026; 5/16" = 0.004; 3/8" = 0.006; 1/2" = 0.010; 5/8" = 0.016

## SAMPLING DATA

| Sampled By (Print) | Sampler(s) Signatures | Sampling Initiated At: | Sampling Ended At: |
|---|---|---|---|
| Roger Higdon / Pace | R. Higdon | 1302 | 1314 |

| Pump or Tubing Depth in Well (Feet): | Sample Pump Flow Rate (mL per minute): | Tubing Material Code: | Field Decontamination: | Field-Filtered: | Duplicate: |
|---|---|---|---|---|---|
| 13 | 100-200ml | PE | [Yes] [No] | [Yes] [No] Filter Size: µm | [Yes] [No] |

| Sample ID Code | # Containers | Material Code | Volume | Preservative Used | Total Volume Added in Field (mL) | Final pH | Intended Analysis and/or Method | Sampling Equipment Code |
|---|---|---|---|---|---|---|---|---|
| | | | | | | | | |
| | | | | | | | | |
| | | | | | | | | |
| | | | | | | | | |
| | | | | | | | | |

**Weather Conditions**
[ ] Sunny
[ ] Partly Cloudy
[ ] Cloudy
Temperature: 90°
Rain: [Yes] [No]
Wind Speed: 5-8
Wind Direction: NE

[ ] **Surface Water** Taken From:
Total Depth:_____ [ ] Shore [ ] Surface
Type: [ ] Lake [ ] Stream [ ] Boat [ ] Mid-Depth
[ ] River [ ] Other _____ [ ] Bridge [ ] Bottom
[ ] Wading [ ] Other

[ ] **Waste Water**: Start Time _____ Finish Time _____
Sampling Point:_____ Volume:_____
[ ] Composite [ ] Grab
mL per: [ ] Hour [ ] ½ Hour [ ]

[ ] Soils/Sediment Sampling Point: Sample Depth: [ ] Composite [ ] Grab

[ ] Drum Waste Type: Layers [Yes] [No] [ ] Composite [ ] Grab

[ ] Other: Sampling Point: Sample Depth: [ ] Composite [ ] Grab

**Discharged Method** [ ] **Ground** [ ] **Barrel** **On Ice @** 1315 **Bottles Preserved <2pH**

Field Notes:

**See Work Order/Bottle Order**

# Pace Analytical Field Sampling Log

| Site Name: Tomoka Landfill Semi-Annual | | Site Location: Volusia County, FL |
|---|---|---|
| Well #: B73-1 | Sample ID: 3542615 | Date: 11 / 8 / 11 |

## PURGING DATA

YSI 2606/2697

| Well Diameter: 2" | Tubing Diameter: 3/8" | Well Screen Interval Depth: Feet to | Static Depth to Water: 8.27 | Sampling Device: PP |
|---|---|---|---|---|

Well Volume Purge: (Total Well Depth– Static Depth to Water) X Well Capacity= Well Volume

( 37.31 - 8.27 ) X 0.16 Gallons/Foot = 4.6464 Gallons

Equipment Volume Purge: Pump Volume + (Tubing Capacity X Tubing Length) + Flow Cell Volume= Equipment Volume

+( X )+ = Gallons

| Initial Pump or Tubing Depth in Well (Feet): 14 | Final Pump or Tubing Depth in Well: 14 | Purging Initiated At: 1331 | Purging Ended At: 1402 | Total Volume Purged (Gallons): 15.5 |
|---|---|---|---|---|

| Time | Volume Purged (Gal) | CUMUL Volume Purged (Gal) | Purge Rate (gpm) | Depth to Water (Feet) | pH (Standard Units) | Temp. (°C) | Conductivity (µmhos/cm or µS/cm) | Dissolved Oxygen (circle mg/L or % saturation) | Turbidity (NTUs) | Color (Describe) | Odor (Describe) | ORP |
|---|---|---|---|---|---|---|---|---|---|---|---|---|
| 1341 | 5.0 | 5.0 | .50 | 8.70 | 7.65 | 24.96 | 474 | 1.17 | 5.42 | no | no | -74.2 |
| 1344 | 1.5 | 6.5 | | | 7.46 | 24.88 | 525 | 0.79 | 3.70 | | | 71.9 |
| 1347 | 1.5 | 8.0 | | | 7.26 | 24.86 | 676 | 0.63 | 1.79 | | | 62.4 |
| 1350 | 1.5 | 9.5 | | | 7.18 | 24.66 | 735 | 0.42 | 0.16 | | | 62.5 |
| 1353 | 1.5 | 11.0 | | | 7.12 | 24.67 | 784 | 0.40 | 0.26 | | | 62.3 |
| 1356 | 1.5 | 12.5 | | | 7.05 | 24.57 | 830 | 0.17 | 0.24 | | | 64.6 |
| 1359 | 1.5 | 14.0 | | | 7.04 | 24.52 | 830 | 0.15 | 0.14 | | | 64.9 |
| 1402 | 1.5 | 15.5 | | | 7.03 | 24.44 | 835 | 0.14 | 0.17 | | | 65.2 |
| | | | | | | | | | | | | |
| | | | | | | | | | | | | |

Well Capacity (Gallons Per Foot): 0.75" = 0.02; 1" = 0.04; 1.25" = 0.06; 2" = 0.16; 3" = 0.37; 4" = 0.65; 5" = 1.02; 6" = 1.47; 12" = 5.88
Tubing Inside DIA. Capacity (Gal./Ft.): 1/8" = 0.0006; 3/16" = 0.0014; 1/4" = 0.0026; 5/16" = 0.004; 3/8" = 0.006; 1/2" = 0.010; 5/8" = 0.016

## SAMPLING DATA

| Sampled By (Print) | Sampler(s) Signatures | Sampling Initiated At: | Sampling Ended At: |
|---|---|---|---|
| Roger Higdon / Pace | R Higdon | 1403 | 1415 |

| Pump or Tubing Depth in Well (Feet): | Sample Pump Flow Rate (mL per minute): | Tubing Material Code: | Field Decontamination: | Field-Filtered: | Duplicate: |
|---|---|---|---|---|---|
| 14 | 100-200ml | PE | [Yes] [No] | [Yes] [No] Filter Size: µm | [Yes] [No] |

| Sample ID Code | # Containers | Material Code | Volume | Preservative Used | Total Volume Added in Field (mL) | Final pH | Intended Analysis and/or Method | Sampling Equipment Code |
|---|---|---|---|---|---|---|---|---|
| | | | | | | | | |
| | | | | | | | | |
| | | | | | | | | |
| | | | | | | | | |
| | | | | | | | | |

**Weather Conditions**
[ ] Sunny
[✓] Partly Cloudy
[ ] Cloudy
Temperature: 90 °
Rain: [Yes] [No]
Wind Speed: 3-5
Wind Direction: NE

[ ] **Surface Water** Taken From:
Total Depth:_____ [ ] Shore [ ] Surface
Type: [ ] Lake [ ] Stream [ ] Boat [ ] Mid-Depth
[ ] River [ ] Other _____ [ ] Bridge [ ] Bottom
[ ] Wading [ ] Other

[ ] **Waste Water**: Start Time _____ Finish Time _____
Sampling Point:_____ Volume:_____
[ ] Composite [ ] Grab
mL per: [ ] Hour [ ] ½ Hour [ ]

[ ] Soils/Sediment Sampling Point: Sample Depth: [ ] Composite [ ] Grab
[ ] Drum Waste Type: Layers [Yes] [No] [ ] Composite [ ] Grab
[ ] Other: Sampling Point: Sample Depth: [ ] Composite [ ] Grab

**Discharged Method** [✓] **Ground** [ ] **Barrel** **On Ice @** 1416 **Bottles Preserved <2pH**

Field Notes:

**See Work Order/Bottle Order**

:\Field\Field Sheets

# Pace Analytical Field Sampling Log

| Site Name: Tomoka Landfill Semi-Annual | Site Location: Volusia County, FL | |
|---|---|---|
| Well #: B73-2 | Sample ID: 3542615 | Date: 11/8/11 |

## PURGING DATA

YSI 2606/2697

| Well Diameter: 2" | Tubing Diameter: 3/8" | Well Screen Interval Depth: Feet to | Static Depth to Water: 7.57 | Sampling Device: PP |
|---|---|---|---|---|

Well Volume Purge: (Total Well Depth– Static Depth to Water) X Well Capacity= Well Volume

(20.30 - 7.57 ) X 0.16 Gallons/Foot = 2.0368 Gallons

Equipment Volume Purge: Pump Volume + (Tubing Capacity X Tubing Length) + Flow Cell Volume= Equipment Volume

+( X )+ = Gallons

| Initial Pump or Tubing Depth in Well (Feet): 13 | Final Pump or Tubing Depth in Well: 13 | Purging Initiated At: 1418 | Purging Ended At: 1433 | Total Volume Purged (Gallons): 3.75 |
|---|---|---|---|---|

| Time | Volume Purged (Gal) | CUMUL Volume Purged (Gal) | Purge Rate (gpm) | Depth to Water (Feet) | pH (Standard Units) | Temp. (°C) | Conductivity (µmhos/cm or µS/cm) | Dissolved Oxygen (circle mg/L or % saturation) | Turbidity (NTUs) | Color (Describe) | Odor (Describe) | ORP |
|---|---|---|---|---|---|---|---|---|---|---|---|---|
| 1427 | 2.25 | 2.25 | .25 | 11.0 | 5.71 | 25.02 | 244 | 1.34 | 14.0 | NO | NO | 37.1 |
| 1430 | .75 | 3.0 | | | 5.65 | 25.08 | 230 | 1.05 | 12.0 | | | 42.7 |
| 1433 | .75 | 3.75 | | | 5.68 | 25.12 | 229 | 0.92 | 10.84 | | | 44.9 |
| | | | | | | | | | | | | |
| | | | | | | | | | | | | |
| | | | | | | | | | | | | |
| | | | | | | | | | | | | |
| | | | | | | | | | | | | |
| | | | | | | | | | | | | |
| | | | | | | | | | | | | |

Well Capacity (Gallons Per Foot): 0.75" = 0.02; 1" = 0.04; 1.25" = 0.06; 2" = 0.16; 3" = 0.37; 4" = 0.65; 5" = 1.02; 6" = 1.47; 12" = 5.88
Tubing Inside DIA. Capacity (Gal./Ft.): 1/8" = 0.0006; 3/16" = 0.0014; 1/4" = 0.0026; 5/16" = 0.004; 3/8" = 0.006; 1/2" = 0.010; 5/8" = 0.016

## SAMPLING DATA

| Sampled By (Print) | Sampler(s) Signatures | Sampling Initiated At: | Sampling Ended At: |
|---|---|---|---|
| Roger Higdon / Pace | R. Higdon | 1434 | 1446 |

| Pump or Tubing Depth in Well (Feet): 13 | Sample Pump Flow Rate (mL per minute): 100-200ml | Tubing Material Code: PE | Field Decontamination: [Yes] [No] | Field-Filtered: [Yes] [No] Filter Size: µm | Duplicate: [Yes] [No] |
|---|---|---|---|---|---|

| Sample ID Code | # Containers | Material Code | Volume | Preservative Used | Total Volume Added in Field (mL) | Final pH | Intended Analysis and/or Method | Sampling Equipment Code |
|---|---|---|---|---|---|---|---|---|
| | | | | | | | | |
| | | | | | | | | |
| | | | | | | | | |
| | | | | | | | | |
| | | | | | | | | |

**Weather Conditions**
[ ] Sunny
[ ] Partly Cloudy
[✓] Cloudy
Temperature: 90°
Rain: [Yes] [No]
Wind Speed: 3-5
Wind Direction: NE

[ ] **Surface Water** Taken From:
Total Depth:_____ [ ] Shore [ ] Surface
Type: [ ] Lake [ ] Stream [ ] Boat [ ] Mid-Depth
[ ] River [ ] Other _____ [ ] Bridge [ ] Bottom
[ ] Wading [ ] Other

[ ] **Waste Water:** Start Time _____ Finish Time _____
Sampling Point:_____ Volume:_____
[ ] Composite [ ] Grab
mL per: [ ] Hour [ ] ½ Hour [ ]

[ ] Soils/Sediment Sampling Point: Sample Depth: [ ] Composite [ ] Grab

[ ] Drum Waste Type: Layers [Yes] [No] [ ] Composite [ ] Grab

[ ] Other: Sampling Point: Sample Depth: [ ] Composite [ ] Grab

**Discharged Method** [✓] **Ground** [ ] **Barrel** **On Ice @** 1447 **Bottles Preserved <2pH**

Field Notes:

**See Work Order/Bottle Order**

# Pace Analytical Field Sampling Log

| Site Name: Tomoka Landfill Semi-Annual | Site Location: Volusia County, FL | |
|---|---|---|
| Well #: B74 | Sample ID: 354265 | Date: 11/8/11 |

## PURGING DATA

YSI 2606/2697

| Well Diameter: 2" | Tubing Diameter: 3/8" | Well Screen Interval Depth: Feet to | Static Depth to Water: 14.45 | Sampling Device: PP |
|---|---|---|---|---|

Well Volume Purge: (Total Well Depth– Static Depth to Water) X Well Capacity= Well Volume

(21.42 - 14.45) X 0.16 Gallons/Foot = 1.1152 Gallons

Equipment Volume Purge: Pump Volume + (Tubing Capacity X Tubing Length) + Flow Cell Volume= Equipment Volume

+( X )+ = Gallons

| Initial Pump or Tubing Depth in Well (Feet): 19 | Final Pump or Tubing Depth in Well: 19 | Purging Initiated At: 1530 | Purging Ended At: 1535 | Total Volume Purged (Gallons): 2.25 |
|---|---|---|---|---|

| Time | Volume Purged (Gal) | CUMUL Volume Purged (Gal) | Purge Rate (gpm) | Depth to Water (Feet) | pH (Standard Units) | Temp. (°C) | Conductivity (µmhos/cm or µS/cm) | Dissolved Oxygen (circle mg/L or % saturation) | Turbidity (NTUs) | Color (Describe) | Odor (Describe) | ORP |
|---|---|---|---|---|---|---|---|---|---|---|---|---|
| 1531 | 1.25 | 1.25 | .25 | 15.35 | 5.03 | 25.20 | 154 | 1.93 | 12.0 | NO | NO | 106.6 |
| 1533 | .50 | 1.75 | | 15.45 | 4.99 | 25.15 | 152 | 1.68 | 11.2 | | | 105.8 |
| 1535 | .50 | 2.25 | | | 4.94 | 25.10 | 149 | 1.43 | 9.40 | | | 106.8 |

Well Capacity (Gallons Per Foot): 0.75" = 0.02; 1" = 0.04; 1.25" = 0.06; 2" = 0.16; 3" = 0.37; 4" = 0.65; 5" = 1.02; 6" = 1.47; 12" = 5.88
Tubing Inside DIA. Capacity (Gal./Ft.): 1/8" = 0.0006; 3/16" = 0.0014; 1/4" = 0.0026; 5/16" = 0.004; 3/8" = 0.006; 1/2" = 0.010; 5/8" = 0.016

## SAMPLING DATA

| Sampled By (Print) | Sampler(s) Signatures | Sampling Initiated At: | Sampling Ended At: |
|---|---|---|---|
| Roger Higdon / Pace | R Higdon | 1536 | 1548 |

| Pump or Tubing Depth in Well (Feet): | Sample Pump Flow Rate (mL per minute): | Tubing Material Code: | Field Decontamination: | Field-Filtered: | Duplicate: |
|---|---|---|---|---|---|
| 19 | 100-200ml | PE | [Yes] [No] | [Yes] [No] Filter Size: µm | [Yes] [No] |

| Sample ID Code | # Containers | Material Code | Volume | Preservative Used | Total Volume Added in Field (mL) | Final pH | Intended Analysis and/or Method | Sampling Equipment Code |
|---|---|---|---|---|---|---|---|---|
| | | | | | | | | |

**Weather Conditions**
[ ] Sunny
[ ] Partly Cloudy
[✓] Cloudy
Temperature: 55°
Rain: [Yes] [No]
Wind Speed: 3-5
Wind Direction: NE

[ ] **Surface Water** Taken From:
Total Depth:_____ [ ] Shore [ ] Surface
Type: [ ] Lake [ ] Stream [ ] Boat [ ] Mid-Depth
[ ] River [ ] Other _____ [ ] Bridge [ ] Bottom
[ ] Wading [ ] Other

[ ] **Waste Water**: Start Time _____ Finish Time _____
Sampling Point:_____ Volume:_____
[ ] Composite [ ] Grab
mL per: [ ] Hour [ ] ½ Hour [ ]

[ ] Soils/Sediment Sampling Point: Sample Depth: [ ] Composite [ ] Grab

[ ] Drum Waste Type: Layers [Yes] [No] [ ] Composite [ ] Grab

[ ] Other: Sampling Point: Sample Depth: [ ] Composite [ ] Grab

**Discharged Method** [✓] **Ground** [ ] **Barrel** **On Ice @** 1549 **Bottles Preserved <2pH**

Field Notes:

**See Work Order/Bottle Order**

:\Field\Field Sheets

# Pace Analytical Field Sampling Log

| Site Name: Tomoka Landfill Semi-Annual | Site Location: Volusia County, FL | |
|---|---|---|
| Well #: B7.5 | Sample ID: 3542615 | Date: 11/8/11 |

## PURGING DATA

YSI 2606/2697

| Well Diameter: 2" | Tubing Diameter: 3/8" | Well Screen Interval Depth: Feet to | Static Depth to Water: 11.60 | Sampling Device: PP |
|---|---|---|---|---|

Well Volume Purge: (Total Well Depth– Static Depth to Water) X Well Capacity= Well Volume

( 20.82 - 11.60 ) X 0.16 Gallons/Foot = 1.4752 Gallons

Equipment Volume Purge: Pump Volume + (Tubing Capacity X Tubing Length) + Flow Cell Volume= Equipment Volume

+( X )+ = Gallons

| Initial Pump or Tubing Depth in Well (Feet): 17 | Final Pump or Tubing Depth in Well: | Purging Initiated At: 1606 | Purging Ended At: 1616 | Total Volume Purged (Gallons): 2.5 |
|---|---|---|---|---|

| Time | Volume Purged (Gal) | CUMUL Volume Purged (Gal) | Purge Rate (gpm) | Depth to Water (Feet) | pH (Standard Units) | Temp. (°C) | Conductivity (µmhos/cm or µS/cm) | Dissolved Oxygen (circle mg/L or % saturation) | Turbidity (NTUs) | Color (Describe) | Odor (Describe) | ORP |
|---|---|---|---|---|---|---|---|---|---|---|---|---|
| 1612 | 1.50 | 1.50 | .25 | 12.54 | 7.19 | 25.35 | 1244 | 0.37 | 7.30 | no | no | -44.7 |
| 1614 | .50 | 2.0 | | | 7.14 | 25.34 | 1271 | 0.41 | 9.04 | | | -47.1 |
| 1616 | .50 | 2.5 | | | | | 1272 | 0.42 | 10.54 | | | -49.2 |

Well Capacity (Gallons Per Foot): 0.75" = 0.02; 1" = 0.04; 1.25" = 0.06; 2" = 0.16; 3" = 0.37; 4" = 0.65; 5" = 1.02; 6" = 1.47; 12" = 5.88
Tubing Inside DIA. Capacity (Gal./Ft.): 1/8" = 0.0006; 3/16" = 0.0014; 1/4" = 0.0026; 5/16" = 0.004; 3/8" = 0.006; 1/2" = 0.010; 5/8" = 0.016

## SAMPLING DATA

| Sampled By (Print) Roger Higdon / Pace | Sampler(s) Signatures | Sampling Initiated At: 1617 | Sampling Ended At: 1629 |
|---|---|---|---|

| Pump or Tubing Depth in Well (Feet): | Sample Pump Flow Rate (mL per minute): 100-200ml | Tubing Material Code: PE | Field Decontamination: [Yes] [No] | Field-Filtered: [Yes] [No] Filter Size: µm | Duplicate: [Yes] [No] |
|---|---|---|---|---|---|

| Sample ID Code | # Containers | Material Code | Volume | Preservative Used | Total Volume Added in Field (mL) | Final pH | Intended Analysis and/or Method | Sampling Equipment Code |
|---|---|---|---|---|---|---|---|---|
| | | | | | | | | |

**Weather Conditions**
[ ] Sunny
[ ] Partly Cloudy
[✓] Cloudy
Temperature: 82°
Rain: [Yes] [No]
Wind Speed: 3-5
Wind Direction: NE

[ ] **Surface Water** Taken From:
Total Depth:_____ [ ] Shore [ ] Surface
Type: [ ] Lake [ ] Stream [ ] Boat [ ] Mid-Depth
[ ] River [ ] Other _____ [ ] Bridge [ ] Bottom
[ ] Wading [ ] Other

[ ] **Waste Water**: Start Time _____ Finish Time _____
Sampling Point:_____ Volume:_____
[ ] Composite [ ] Grab
mL per: [ ] Hour [ ] ½ Hour [ ]

[ ] Soils/Sediment Sampling Point: Sample Depth: [ ] Composite [ ] Grab

[ ] Drum Waste Type: Layers [Yes] [No] [ ] Composite [ ] Grab

[ ] Other: Sampling Point: Sample Depth: [ ] Composite [ ] Grab

**Discharged Method** [✓] **Ground** [ ] **Barrel** **On Ice @** 1630 **Bottles Preserved <2pH**

Field Notes:

**See Work Order/Bottle Order**

:\Field\Field Sheets

| Pace Analytical | Document Name: Sample Condition Upon Receipt Form | Document Revised: September 23, 2011 |
|---|---|---|
| | Document No.: F-FL-C-007 rev. 04 | Issuing Authorities: Pace Florida Quality Office |

## Sample Condition Upon Receipt Form (SCUR)

Table Number:_____

Client Name: VOLUSIA Project # 3542615

**Courier:** ☐ Fed Ex ☐ UPS ☐ USPS ☐ Client ☐ Commercial ☑ Pace ☐ Other_____

**Tracking #** _____

**Custody Seal on Cooler/Box Present:** ☐ yes ☑ no Seals intact: ☐yes ☐no

**Date and Initials of person examining contents:** 11/8/11

**Packing Material:** ☑ Bubble Wrap ☑ Bubble Bags ☐ None ☐ Other_____

**Thermometer Used** T737 **Type of Ice:** (Wet) Blue None

**Cooler Temperature°C** 4.4 **(Visual)** -0.2 **(Correction Factor)** 4.2 **(Actual)**

(Temp should be above freezing to 6°C). If below 0°C, then was sample frozen?

☐Yes ☐No

**Receipt of samples satisfactory:** ☒Yes ☐No **Rush TAT requested on COC:**

| If yes, then all conditions below were met: | If no, then mark box & describe issue (use comments area if necessary): |
|---|---|
| Chain of Custody Present | ☐ |
| Chain of Custody Filled Out | ☐ |
| Relinquished Signature & Sampler Name COC | ☐ |
| Samples Arrived within Hold Time | ☐ |
| Sufficient Volume | ☐ |
| Correct Containers Used | ☐ |
| Containers Intact | ☐ |
| Sample Labels match COC (sample IDs & date/time of collection) | ☐ No Labels: ☐ No Time/Date on Labels: ☐ |
| All containers needing preservation are found to be in compliance with EPA recommendation. | ☐ |
| No Headspace in VOA Vials ( >6mm): | ☐ |

**Client Notification/ Resolution:**

Person Contacted: _____ Date/Time: _____

Comments/ Resolution (use back for additional comments): _____

**Project Manager Review:** _____ **Date:** 11/8/11

### Finished Product Information Only

**F.P. Sample ID:**_____

**Production Code:**_____

**Date/Time Opened:**_____

**Number of Unopened Bottles Remaining:**_____

**Extra Sample in Shed:** Yes No

**Size & Qty of Bottles Received**

_____ x 5 Gal
_____ x 2.5 Gal
_____ x 1 Gal
_____ x 1 Liter
_____ x 500 mL
_____ x 250 mL
_____ x Other:_____

**Pace Analytical Services, Inc.**
8 East Tower Circle
Ormond Beach, FL 32174
(386)672-5668

November 16, 2011

Ms. Jennifer Stirk
Volusia County Solid Waste Management
1990 Tomoka Farms Road
Port Orange, FL 32128

RE: Project: Tomoka Semi-annual LF
Pace Project No.: 3542752

Dear Ms. Stirk:
Enclosed are the analytical results for sample(s) received by the laboratory on November 09, 2011. The results relate only to the samples included in this report. Results reported herein conform to the most current TNI standards and the laboratory's Quality Assurance Manual, where applicable, unless otherwise noted in the body of the report.

If you have any questions concerning this report, please feel free to contact me.

Sincerely,

Jeff Baylor

Jeff Baylor

jeff.baylor@pacelabs.com
Project Manager

Enclosures

cc: Ken Guilbeault, SCS Engineers
Ms. Katherine Weitz, HDR Engineering, Inc.

**Pace Analytical Services, Inc.**
8 East Tower Circle
Ormond Beach, FL 32174
(386)672-5668

# CERTIFICATIONS

Project: Tomoka Semi-annual LF
Pace Project No.: 3542752

**Ormond Beach Certification IDs**
8 East Tower Circle, Ormond Beach, FL 32174
Alabama Certification #: 41320
Arizona Certification #: AZ0735
Colorado Certification: FL NELAC Reciprocity
Connecticut Certification #: PH 0216
Florida Certification #: E83079
Georgia Certification #: 955
Guam Certification: FL NELAC Reciprocity
Hawaii Certification: FL NELAC Reciprocity
Illinois Certification #: 200068
Indiana Certification: FL NELAC Reciprocity
Kansas Certification #: E-10383
Kentucky Certification #: 90050
Louisiana Certification #: FL NELAC Reciprocity
Louisiana Environmental Certificate #: 05007
Maine Certification #: FL01264
Massachusetts Certification #: M-FL1264
Michigan Certification #: 9911
Mississippi Certification: FL NELAC Reciprocity
Missouri Certification #: 236
Montana Certification #: Cert 0074
Nevada Certification: FL NELAC Reciprocity
New Hampshire Certification #: 2958
New Jersey Certification #: FL765
New York Certification #: 11608
North Carolina Environmental Certificate #: 667
North Carolina Certification #: 12710
Pennsylvania Certification #: 68-00547
Puerto Rico Certification #: FL01264
Tennessee Certification #: TN02974
Texas Certification: FL NELAC Reciprocity
U.S.Virgin Islands Certification: FL NELAC Reciprocity
Virginia Certification #: 00432
Virginia Environmental Certificate #: 460165
Washington Certification #: C955
Wyoming Certification: FL NELAC Reciprocity
Wyoming (EPA Region 8): FL NELAC Reciprocity

**Pace Analytical Services, Inc.**
8 East Tower Circle
Ormond Beach, FL 32174
(386)672-5668

## SAMPLE SUMMARY

Project: Tomoka Semi-annual LF
Pace Project No.: 3542752

| Lab ID | Sample ID | Matrix | Date Collected | Date Received |
|---|---|---|---|---|
| **3542752001** | **Equipment Blank (11/9/11)** | Water | 11/09/11 09:40 | 11/09/11 16:30 |
| **3542752002** | **B60** | Water | 11/09/11 09:58 | 11/09/11 16:30 |
| **3542752003** | **B60 DUP** | Water | 11/09/11 09:58 | 11/09/11 16:30 |
| **3542752004** | **B68** | Water | 11/09/11 10:18 | 11/09/11 16:30 |
| **3542752005** | **B11** | Water | 11/09/11 10:51 | 11/09/11 16:30 |
| **3542752006** | **B8** | Water | 11/09/11 11:00 | 11/09/11 16:30 |
| **3542752007** | **B8-2** | Water | 11/09/11 11:47 | 11/09/11 16:30 |
| **3542752008** | **B33-2** | Water | 11/09/11 12:19 | 11/09/11 16:30 |
| **3542752009** | **B2** | Water | 11/09/11 12:30 | 11/09/11 16:30 |
| **3542752010** | **B63-1** | Water | 11/09/11 13:17 | 11/09/11 16:30 |
| **3542752011** | **B33-1** | Water | 11/09/11 13:22 | 11/09/11 16:30 |
| **3542752012** | **B63-2** | Water | 11/09/11 13:45 | 11/09/11 16:30 |
| **3542752013** | **B32** | Water | 11/09/11 14:08 | 11/09/11 16:30 |
| **3542752014** | **B35-1** | Water | 11/09/11 14:49 | 11/09/11 16:30 |
| **3542752015** | **B5** | Water | 11/09/11 14:54 | 11/09/11 16:30 |
| **3542752016** | **B35-2** | Water | 11/09/11 15:21 | 11/09/11 16:30 |
| **3542752017** | **F-MB** | Water | 11/09/11 16:35 | 11/09/11 17:25 |
| **3542752018** | **Trip Blank (11/9/11)** | Water | 11/09/11 08:00 | 11/09/11 16:30 |

**Pace Analytical Services, Inc.**
8 East Tower Circle
Ormond Beach, FL 32174
(386)672-5668

# SAMPLE ANALYTE COUNT

Project: Tomoka Semi-annual LF
Pace Project No.: 3542752

| Lab ID | Sample ID | Method | Analysts | Analytes Reported | Laboratory |
|---|---|---|---|---|---|
| **3542752001** | **Equipment Blank (11/9/11)** | EPA 8011 | JLR | 2 | PASI-O |
| | | EPA 6010 | TAP | 15 | PASI-O |
| | | EPA 6020 | DRS | 2 | PASI-O |
| | | EPA 7470 | RSW | 1 | PASI-O |
| | | EPA 8260 | SK | 49 | PASI-O |
| | | SM 2540C | MMD | 1 | PASI-O |
| | | EPA 300.0 | IRL | 1 | PASI-O |
| | | EPA 300.0 | IRL | 2 | PASI-O |
| | | EPA 350.1 | SOA | 1 | PASI-O |
| **3542752002** | **B60** | | JSB | 9 | PASI-O |
| | | EPA 8011 | JLR | 2 | PASI-O |
| | | EPA 6010 | TAP | 15 | PASI-O |
| | | EPA 6020 | DRS | 2 | PASI-O |
| | | EPA 7470 | RSW | 1 | PASI-O |
| | | EPA 8260 | SK | 49 | PASI-O |
| | | SM 2540C | MMD | 1 | PASI-O |
| | | EPA 300.0 | IRL | 1 | PASI-O |
| | | EPA 300.0 | IRL | 2 | PASI-O |
| | | EPA 350.1 | SOA | 1 | PASI-O |
| **3542752003** | **B60 DUP** | | JSB | 9 | PASI-O |
| | | EPA 8011 | JLR | 2 | PASI-O |
| | | EPA 6010 | TAP | 15 | PASI-O |
| | | EPA 6020 | DRS | 2 | PASI-O |
| | | EPA 7470 | RSW | 1 | PASI-O |
| | | EPA 8260 | SK | 49 | PASI-O |
| | | SM 2540C | MMD | 1 | PASI-O |
| | | EPA 300.0 | IRL | 1 | PASI-O |
| | | EPA 300.0 | IRL | 2 | PASI-O |
| | | EPA 350.1 | SOA | 1 | PASI-O |
| **3542752004** | **B68** | | JSB | 9 | PASI-O |
| | | EPA 8011 | JLR | 2 | PASI-O |
| | | EPA 6010 | TAP | 15 | PASI-O |
| | | EPA 6020 | DRS | 2 | PASI-O |
| | | EPA 7470 | RSW | 1 | PASI-O |
| | | EPA 8260 | SK | 49 | PASI-O |
| | | SM 2540C | MMD | 1 | PASI-O |
| | | EPA 300.0 | IRL | 1 | PASI-O |

**Pace Analytical Services, Inc.**
8 East Tower Circle
Ormond Beach, FL 32174
(386)672-5668

## SAMPLE ANALYTE COUNT

Project: Tomoka Semi-annual LF
Pace Project No.: 3542752

| Lab ID | Sample ID | Method | Analysts | Analytes Reported | Laboratory |
|---|---|---|---|---|---|
| | | EPA 300.0 | IRL | 2 | PASI-O |
| | | EPA 350.1 | SOA | 1 | PASI-O |
| **3542752005** | **B11** | | JSB | 9 | PASI-O |
| | | EPA 8011 | JLR | 2 | PASI-O |
| | | EPA 6010 | TAP | 15 | PASI-O |
| | | EPA 6020 | DRS | 2 | PASI-O |
| | | EPA 7470 | RSW | 1 | PASI-O |
| | | EPA 8260 | SK | 49 | PASI-O |
| | | SM 2540C | MMD | 1 | PASI-O |
| | | EPA 300.0 | IRL | 1 | PASI-O |
| | | EPA 300.0 | IRL | 2 | PASI-O |
| | | EPA 350.1 | SOA | 1 | PASI-O |
| **3542752006** | **B8** | | JSB | 9 | PASI-O |
| | | EPA 8011 | JLR | 2 | PASI-O |
| | | EPA 6010 | TAP | 15 | PASI-O |
| | | EPA 6020 | DRS | 2 | PASI-O |
| | | EPA 7470 | RSW | 1 | PASI-O |
| | | EPA 8260 | SK | 49 | PASI-O |
| | | SM 2540C | MMD | 1 | PASI-O |
| | | EPA 300.0 | IRL | 1 | PASI-O |
| | | EPA 300.0 | IRL | 2 | PASI-O |
| | | EPA 350.1 | SOA | 1 | PASI-O |
| **3542752007** | **B8-2** | | JSB | 9 | PASI-O |
| | | EPA 8011 | JLR | 2 | PASI-O |
| | | EPA 6010 | IST, TAP | 15 | PASI-O |
| | | EPA 6020 | DRS | 2 | PASI-O |
| | | EPA 7470 | RSW | 1 | PASI-O |
| | | EPA 8260 | SK | 49 | PASI-O |
| | | SM 2540C | MMD | 1 | PASI-O |
| | | EPA 300.0 | IRL | 1 | PASI-O |
| | | EPA 300.0 | IRL, LAJ | 2 | PASI-O |
| | | EPA 350.1 | SOA | 1 | PASI-O |
| **3542752008** | **B33-2** | | JSB | 9 | PASI-O |
| | | EPA 8011 | JLR | 2 | PASI-O |
| | | EPA 6010 | TAP | 15 | PASI-O |
| | | EPA 6020 | DRS | 2 | PASI-O |
| | | EPA 7470 | RSW | 1 | PASI-O |

**Pace Analytical Services, Inc.**
8 East Tower Circle
Ormond Beach, FL 32174
(386)672-5668

## SAMPLE ANALYTE COUNT

Project: Tomoka Semi-annual LF
Pace Project No.: 3542752

| Lab ID | Sample ID | Method | Analysts | Analytes Reported | Laboratory |
|---|---|---|---|---|---|
| | | EPA 8260 | SK | 49 | PASI-O |
| | | SM 2540C | MMD | 1 | PASI-O |
| | | EPA 300.0 | IRL | 1 | PASI-O |
| | | EPA 300.0 | IRL, LAJ | 2 | PASI-O |
| | | EPA 350.1 | SOA | 1 | PASI-O |
| **3542752009** | **B2** | | JSB | 9 | PASI-O |
| | | EPA 8011 | JLR | 2 | PASI-O |
| | | EPA 6010 | IST, TAP | 15 | PASI-O |
| | | EPA 6020 | DRS | 2 | PASI-O |
| | | EPA 7470 | RSW | 1 | PASI-O |
| | | EPA 8260 | SK | 49 | PASI-O |
| | | SM 2540C | MMD | 1 | PASI-O |
| | | EPA 300.0 | IRL | 1 | PASI-O |
| | | EPA 300.0 | IRL, LAJ | 2 | PASI-O |
| | | EPA 350.1 | SOA | 1 | PASI-O |
| **3542752010** | **B63-1** | | JSB | 9 | PASI-O |
| | | EPA 8011 | JLR | 2 | PASI-O |
| | | EPA 6010 | TAP | 15 | PASI-O |
| | | EPA 6020 | DRS | 2 | PASI-O |
| | | EPA 7470 | RSW | 1 | PASI-O |
| | | EPA 8260 | SK | 49 | PASI-O |
| | | SM 2540C | MMD | 1 | PASI-O |
| | | EPA 300.0 | IRL | 1 | PASI-O |
| | | EPA 300.0 | IRL | 2 | PASI-O |
| | | EPA 350.1 | SOA | 1 | PASI-O |
| **3542752011** | **B33-1** | | JSB | 9 | PASI-O |
| | | EPA 8011 | JLR | 2 | PASI-O |
| | | EPA 6010 | TAP | 15 | PASI-O |
| | | EPA 6020 | DRS | 2 | PASI-O |
| | | EPA 7470 | RSW | 1 | PASI-O |
| | | EPA 8260 | SK | 49 | PASI-O |
| | | SM 2540C | MMD | 1 | PASI-O |
| | | EPA 300.0 | IRL | 1 | PASI-O |
| | | EPA 300.0 | IRL | 2 | PASI-O |
| | | EPA 350.1 | SOA | 1 | PASI-O |
| **3542752012** | **B63-2** | | JSB | 9 | PASI-O |
| | | EPA 8011 | JLR | 2 | PASI-O |

**Pace Analytical Services, Inc.**
8 East Tower Circle
Ormond Beach, FL 32174
(386)672-5668

## SAMPLE ANALYTE COUNT

Project: Tomoka Semi-annual LF
Pace Project No.: 3542752

| Lab ID | Sample ID | Method | Analysts | Analytes Reported | Laboratory |
|---|---|---|---|---|---|
| | | EPA 6010 | TAP | 15 | PASI-O |
| | | EPA 6020 | DRS | 2 | PASI-O |
| | | EPA 7470 | RSW | 1 | PASI-O |
| | | EPA 8260 | SK | 49 | PASI-O |
| | | SM 2540C | MMD | 1 | PASI-O |
| | | EPA 300.0 | IRL | 1 | PASI-O |
| | | EPA 300.0 | IRL | 2 | PASI-O |
| | | EPA 350.1 | SOA | 1 | PASI-O |
| **3542752013** | **B32** | | JSB | 9 | PASI-O |
| | | EPA 8011 | JLR | 2 | PASI-O |
| | | EPA 6010 | TAP | 15 | PASI-O |
| | | EPA 6020 | DRS | 2 | PASI-O |
| | | EPA 7470 | RSW | 1 | PASI-O |
| | | EPA 8260 | SK | 49 | PASI-O |
| | | SM 2540C | MMD | 1 | PASI-O |
| | | EPA 300.0 | IRL | 1 | PASI-O |
| | | EPA 300.0 | IRL | 2 | PASI-O |
| | | EPA 350.1 | SOA | 1 | PASI-O |
| **3542752014** | **B35-1** | | JSB | 9 | PASI-O |
| | | EPA 8011 | JLR | 2 | PASI-O |
| | | EPA 6010 | TAP | 15 | PASI-O |
| | | EPA 6020 | DRS | 2 | PASI-O |
| | | EPA 7470 | RSW | 1 | PASI-O |
| | | EPA 8260 | SK | 49 | PASI-O |
| | | SM 2540C | MMD | 1 | PASI-O |
| | | EPA 300.0 | IRL | 1 | PASI-O |
| | | EPA 300.0 | IRL | 2 | PASI-O |
| | | EPA 350.1 | SOA | 1 | PASI-O |
| **3542752015** | **B5** | | JSB | 9 | PASI-O |
| | | EPA 8011 | JLR | 2 | PASI-O |
| | | EPA 6010 | TAP | 15 | PASI-O |
| | | EPA 6020 | DRS | 2 | PASI-O |
| | | EPA 7470 | RSW | 1 | PASI-O |
| | | EPA 8260 | SK | 49 | PASI-O |
| | | SM 2540C | MMD | 1 | PASI-O |
| | | EPA 300.0 | IRL | 1 | PASI-O |
| | | EPA 300.0 | IRL | 2 | PASI-O |

**Pace Analytical Services, Inc.**
8 East Tower Circle
Ormond Beach, FL 32174
(386)672-5668

# SAMPLE ANALYTE COUNT

Project: Tomoka Semi-annual LF
Pace Project No.: 3542752

| Lab ID | Sample ID | Method | Analysts | Analytes Reported | Laboratory |
|---|---|---|---|---|---|
| | | EPA 350.1 | SOA | 1 | PASI-O |
| **3542752016** | **B35-2** | | JSB | 9 | PASI-O |
| | | EPA 8011 | JLR | 2 | PASI-O |
| | | EPA 6010 | TAP | 15 | PASI-O |
| | | EPA 6020 | DRS | 2 | PASI-O |
| | | EPA 7470 | RSW | 1 | PASI-O |
| | | EPA 8260 | SK | 49 | PASI-O |
| | | SM 2540C | MMD | 1 | PASI-O |
| | | EPA 300.0 | IRL | 1 | PASI-O |
| | | EPA 300.0 | IRL | 2 | PASI-O |
| | | EPA 350.1 | SOA | 1 | PASI-O |
| **3542752017** | **F-MB** | | JSB | 9 | PASI-O |
| | | EPA 8011 | JLR | 2 | PASI-O |
| | | EPA 6010 | TAP | 15 | PASI-O |
| | | EPA 6020 | DRS | 2 | PASI-O |
| | | EPA 7470 | RSW | 1 | PASI-O |
| | | EPA 8260 | SK | 49 | PASI-O |
| | | SM 2540C | MMD | 1 | PASI-O |
| | | EPA 300.0 | IRL | 1 | PASI-O |
| | | EPA 300.0 | IRL | 2 | PASI-O |
| | | EPA 350.1 | SOA | 1 | PASI-O |
| **3542752018** | **Trip Blank (11/9/11)** | EPA 8260 | SK | 51 | PASI-O |

**Pace Analytical Services, Inc.**
8 East Tower Circle
Ormond Beach, FL 32174
(386)672-5668

## HITS ONLY

Project: Tomoka Semi-annual LF
Pace Project No.: 3542752

| Lab Sample ID / Method | Client Sample ID / Parameters | Result | Units | Report Limit | Analyzed | Qualifiers |
|---|---|---|---|---|---|---|
| **3542752002** | **B60** | | | | | |
| | Field pH | 7.33 | Std. Units | | 11/09/11 09:58 | |
| | Field Temperature | 24.68 | deg C | | 11/09/11 09:58 | |
| | Appearance | Color: None, Sheen: None | | | 11/09/11 09:58 | |
| | Field Specific Conductance | 497 | umhos/cm | | 11/09/11 09:58 | |
| | Oxygen, Dissolved | 0.19 | mg/L | | 11/09/11 09:58 | |
| | REDOX | 74.0 | mV | | 11/09/11 09:58 | |
| | Turbidity | 0.59 | NTU | | 11/09/11 09:58 | |
| | Depth to Water | 8.23 | feet | | 11/09/11 09:58 | |
| | Water Level(NGVD) | 20.61 | feet | | 11/09/11 09:58 | |
| EPA 6010 | Barium | 54.5 | ug/L | 10.0 | 11/12/11 19:35 | |
| EPA 6010 | Iron | 3660 | ug/L | 40.0 | 11/12/11 19:35 | |
| EPA 6010 | Sodium | 46.1 | mg/L | 1.0 | 11/12/11 19:35 | |
| EPA 6020 | Antimony | 0.63 I | ug/L | 1.0 | 11/11/11 08:20 | |
| EPA 8260 | Toluene | 0.55 I | ug/L | 1.0 | 11/15/11 23:23 | J(M1) |
| EPA 8260 | Xylene (Total) | 1.4 | ug/L | 1.0 | 11/15/11 23:23 | |
| SM 2540C | Total Dissolved Solids | 304 | mg/L | 5.0 | 11/11/11 12:32 | |
| EPA 300.0 | Chloride | 57.5 | mg/L | 5.0 | 11/10/11 10:46 | J(M1) |
| EPA 300.0 | Sulfate | 2.7 I | mg/L | 5.0 | 11/10/11 10:46 | J(M1) |
| EPA 350.1 | Nitrogen, Ammonia | 0.73 | mg/L | 0.050 | 11/16/11 07:58 | |
| **3542752003** | **B60 DUP** | | | | | |
| | Field pH | 7.33 | Std. Units | | 11/09/11 09:58 | |
| | Field Temperature | 24.68 | deg C | | 11/09/11 09:58 | |
| | Appearance | Color: None, Sheen: None | | | 11/09/11 09:58 | |
| | Field Specific Conductance | 497 | umhos/cm | | 11/09/11 09:58 | |
| | Oxygen, Dissolved | 0.19 | mg/L | | 11/09/11 09:58 | |
| | REDOX | 74.0 | mV | | 11/09/11 09:58 | |
| | Turbidity | 0.59 | NTU | | 11/09/11 09:58 | |
| | Depth to Water | 8.23 | feet | | 11/09/11 09:58 | |
| | Water Level(NGVD) | 20.61 | feet | | 11/09/11 09:58 | |
| EPA 6010 | Barium | 56.5 | ug/L | 10.0 | 11/12/11 19:39 | |
| EPA 6010 | Iron | 3840 | ug/L | 40.0 | 11/12/11 19:39 | |
| EPA 6010 | Sodium | 47.6 | mg/L | 1.0 | 11/12/11 19:39 | |
| SM 2540C | Total Dissolved Solids | 298 | mg/L | 5.0 | 11/11/11 12:33 | |
| EPA 300.0 | Chloride | 57.4 | mg/L | 5.0 | 11/10/11 10:58 | |
| EPA 300.0 | Sulfate | 2.9 I | mg/L | 5.0 | 11/10/11 10:58 | |
| EPA 350.1 | Nitrogen, Ammonia | 0.75 | mg/L | 0.050 | 11/16/11 07:59 | |
| **3542752004** | **B68** | | | | | |
| | Field pH | 5.81 | Std. Units | | 11/09/11 10:18 | |
| | Field Temperature | 24.30 | deg C | | 11/09/11 10:18 | |

**Pace Analytical Services, Inc.**
8 East Tower Circle
Ormond Beach, FL 32174
(386)672-5668

## HITS ONLY

Project: Tomoka Semi-annual LF
Pace Project No.: 3542752

| Lab Sample ID / Method | Client Sample ID / Parameters | Result | Units | Report Limit | Analyzed | Qualifiers |
|---|---|---|---|---|---|---|
| **3542752004** | **B68** | | | | | |
| | Appearance | Color: None, Sheen: None | | | 11/09/11 10:18 | |
| | Field Specific Conductance | 657 | umhos/cm | | 11/09/11 10:18 | |
| | Oxygen, Dissolved | 0.24 | mg/L | | 11/09/11 10:18 | |
| | REDOX | 20.4 | mV | | 11/09/11 10:18 | |
| | Turbidity | 0.60 | NTU | | 11/09/11 10:18 | |
| | Depth to Water | 6.92 | feet | | 11/09/11 10:18 | |
| | Water Level(NGVD) | 22.81 | feet | | 11/09/11 10:18 | |
| EPA 6010 | Barium | 98.0 | ug/L | 10.0 | 11/12/11 19:43 | |
| EPA 6010 | Iron | 21400 | ug/L | 40.0 | 11/12/11 19:43 | |
| EPA 6010 | Sodium | 23.0 | mg/L | 1.0 | 11/12/11 19:43 | |
| SM 2540C | Total Dissolved Solids | 463 | mg/L | 5.0 | 11/11/11 12:34 | |
| EPA 300.0 | Chloride | 38.1 | mg/L | 5.0 | 11/10/11 11:10 | |
| EPA 350.1 | Nitrogen, Ammonia | 0.89 | mg/L | 0.050 | 11/16/11 08:00 | |
| **3542752005** | **B11** | | | | | |
| | Field pH | 6.91 | Std. Units | | 11/09/11 10:51 | |
| | Field Temperature | 25.88 | deg C | | 11/09/11 10:51 | |
| | Appearance | Color: None, Sheen: None | | | 11/09/11 10:51 | |
| | Field Specific Conductance | 182 | umhos/cm | | 11/09/11 10:51 | |
| | Oxygen, Dissolved | 0.17 | mg/L | | 11/09/11 10:51 | |
| | REDOX | 38.2 | mV | | 11/09/11 10:51 | |
| | Turbidity | 1.71 | NTU | | 11/09/11 10:51 | |
| | Depth to Water | 4.62 | feet | | 11/09/11 10:51 | |
| | Water Level(NGVD) | 26.01 | feet | | 11/09/11 10:51 | |
| EPA 6010 | Barium | 51.0 | ug/L | 10.0 | 11/12/11 19:48 | |
| EPA 6010 | Chromium | 3.8 I | ug/L | 5.0 | 11/12/11 19:48 | |
| EPA 6010 | Iron | 2550 | ug/L | 40.0 | 11/12/11 19:48 | |
| EPA 6010 | Sodium | 6.6 | mg/L | 1.0 | 11/12/11 19:48 | |
| EPA 6010 | Vanadium | 16.0 | ug/L | 10.0 | 11/12/11 19:48 | |
| SM 2540C | Total Dissolved Solids | 157 | mg/L | 5.0 | 11/11/11 12:34 | |
| EPA 300.0 | Nitrate as N | 0.13 | mg/L | 0.050 | 11/10/11 11:22 | |
| EPA 300.0 | Chloride | 10.2 | mg/L | 5.0 | 11/10/11 11:22 | |
| EPA 300.0 | Sulfate | 20.6 | mg/L | 5.0 | 11/10/11 11:22 | |
| EPA 350.1 | Nitrogen, Ammonia | 0.50 | mg/L | 0.050 | 11/16/11 08:01 | |
| **3542752006** | **B8** | | | | | |
| | Field pH | 6.47 | Std. Units | | 11/09/11 11:00 | |
| | Field Temperature | 23.97 | deg C | | 11/09/11 11:00 | |
| | Appearance | Color: None, Sheen: None | | | 11/09/11 11:00 | |
| | Field Specific Conductance | 616 | umhos/cm | | 11/09/11 11:00 | |
| | Oxygen, Dissolved | 0.16 | mg/L | | 11/09/11 11:00 | |

**Pace Analytical Services, Inc.**
8 East Tower Circle
Ormond Beach, FL 32174
(386)672-5668

# HITS ONLY

Project: Tomoka Semi-annual LF
Pace Project No.: 3542752

| Lab Sample ID / Method | Client Sample ID / Parameters | Result | Units | Report Limit | Analyzed | Qualifiers |
|---|---|---|---|---|---|---|
| **3542752006** | **B8** | | | | | |
| | REDOX | -74.6 | mV | | 11/09/11 11:00 | |
| | Turbidity | 0.24 | NTU | | 11/09/11 11:00 | |
| | Depth to Water | 14.12 | feet | | 11/09/11 11:00 | |
| | Water Level(NGVD) | 18.90 | feet | | 11/09/11 11:00 | |
| EPA 6010 | Barium | 31.3 | ug/L | 10.0 | 11/12/11 20:08 | |
| EPA 6010 | Iron | 675 | ug/L | 40.0 | 11/12/11 20:08 | |
| EPA 6010 | Sodium | 35.9 | mg/L | 1.0 | 11/12/11 20:08 | |
| EPA 6010 | Zinc | 20.0 | ug/L | 20.0 | 11/12/11 20:08 | |
| SM 2540C | Total Dissolved Solids | 415 | mg/L | 5.0 | 11/11/11 12:34 | |
| EPA 300.0 | Chloride | 59.8 | mg/L | 5.0 | 11/10/11 11:34 | |
| EPA 300.0 | Sulfate | 7.3 | mg/L | 5.0 | 11/10/11 11:34 | |
| EPA 350.1 | Nitrogen, Ammonia | 0.19 | mg/L | 0.050 | 11/16/11 08:04 | |
| **3542752007** | **B8-2** | | | | | |
| | Field pH | 5.55 | Std. Units | | 11/09/11 11:47 | |
| | Field Temperature | 24.99 | deg C | | 11/09/11 11:47 | |
| | Appearance | Color: None, Sheen: None | | | 11/09/11 11:47 | |
| | Field Specific Conductance | 969 | umhos/cm | | 11/09/11 11:47 | |
| | Oxygen, Dissolved | 0.20 | mg/L | | 11/09/11 11:47 | |
| | REDOX | 11.1 | mV | | 11/09/11 11:47 | |
| | Turbidity | 0.09 | NTU | | 11/09/11 11:47 | |
| | Depth to Water | 6.22 | feet | | 11/09/11 11:47 | |
| | Water Level(NGVD) | 27.08 | feet | | 11/09/11 11:47 | |
| EPA 6010 | Barium | 133 | ug/L | 10.0 | 11/12/11 20:12 | |
| EPA 6010 | Copper | 2.8 I | ug/L | 5.0 | 11/12/11 20:12 | |
| EPA 6010 | Iron | 29800 | ug/L | 40.0 | 11/12/11 20:12 | |
| EPA 6010 | Sodium | 34.1 | mg/L | 1.0 | 11/12/11 20:12 | |
| SM 2540C | Total Dissolved Solids | 876 | mg/L | 10.0 | 11/11/11 12:34 | |
| EPA 300.0 | Chloride | 182 | mg/L | 50.0 | 11/12/11 20:09 | |
| EPA 300.0 | Sulfate | 96.7 | mg/L | 5.0 | 11/10/11 11:46 | |
| EPA 350.1 | Nitrogen, Ammonia | 0.048 I | mg/L | 0.050 | 11/16/11 08:05 | |
| **3542752008** | **B33-2** | | | | | |
| | Field pH | 7.83 | Std. Units | | 11/09/11 12:19 | |
| | Field Temperature | 24.78 | deg C | | 11/09/11 12:19 | |
| | Appearance | Color: Brown, Sheen: None | | | 11/09/11 12:19 | |
| | Field Specific Conductance | 1276 | umhos/cm | | 11/09/11 12:19 | |
| | Oxygen, Dissolved | 0.14 | mg/L | | 11/09/11 12:19 | |
| | REDOX | -10.6 | mV | | 11/09/11 12:19 | |
| | Turbidity | 36.4 | NTU | | 11/09/11 12:19 | |
| | Depth to Water | 4.04 | feet | | 11/09/11 12:19 | |
| | Water Level(NGVD) | 28.06 | feet | | 11/09/11 12:19 | |
| EPA 6010 | Arsenic | 7.5 I | ug/L | 10.0 | 11/12/11 20:24 | |

**Pace Analytical Services, Inc.**
8 East Tower Circle
Ormond Beach, FL 32174
(386)672-5668

## HITS ONLY

Project: Tomoka Semi-annual LF
Pace Project No.: 3542752

| Lab Sample ID / Method | Client Sample ID / Parameters | Result | Units | Report Limit | Analyzed | Qualifiers |
|---|---|---|---|---|---|---|
| **3542752008** | **B33-2** | | | | | |
| EPA 6010 | Barium | 82.0 | ug/L | 10.0 | 11/12/11 20:24 | |
| EPA 6010 | Chromium | 8.1 | ug/L | 5.0 | 11/12/11 20:24 | |
| EPA 6010 | Copper | 3.0 I | ug/L | 5.0 | 11/12/11 20:24 | |
| EPA 6010 | Iron | 5360 | ug/L | 40.0 | 11/12/11 20:24 | |
| EPA 6010 | Nickel | 6.9 | ug/L | 5.0 | 11/12/11 20:24 | |
| EPA 6010 | Sodium | 170 | mg/L | 1.0 | 11/12/11 20:24 | |
| EPA 6010 | Vanadium | 17.4 | ug/L | 10.0 | 11/12/11 20:24 | |
| SM 2540C | Total Dissolved Solids | 1000 | mg/L | 10.0 | 11/11/11 12:34 | |
| EPA 300.0 | Chloride | 101 | mg/L | 10.0 | 11/12/11 20:21 | |
| EPA 300.0 | Sulfate | 28.3 | mg/L | 5.0 | 11/10/11 11:59 | |
| EPA 350.1 | Nitrogen, Ammonia | 0.36 | mg/L | 0.050 | 11/16/11 08:06 | |
| **3542752009** | **B2** | | | | | |
| | Field pH | 5.40 | Std. Units | | 11/09/11 12:30 | |
| | Field Temperature | 23.98 | deg C | | 11/09/11 12:30 | |
| | Appearance | Color: None, Sheen: None | | | 11/09/11 12:30 | |
| | Field Specific Conductance | 888 | umhos/cm | | 11/09/11 12:30 | |
| | Oxygen, Dissolved | 0.21 | mg/L | | 11/09/11 12:30 | |
| | REDOX | 30.8 | mV | | 11/09/11 12:30 | |
| | Turbidity | 4.28 | NTU | | 11/09/11 12:30 | |
| | Depth to Water | 7.25 | feet | | 11/09/11 12:30 | |
| | Water Level(NGVD) | 24.56 | feet | | 11/09/11 12:30 | |
| EPA 6010 | Arsenic | 6.2 I | ug/L | 10.0 | 11/12/11 20:28 | |
| EPA 6010 | Barium | 117 | ug/L | 10.0 | 11/12/11 20:28 | |
| EPA 6010 | Beryllium | 1.7 | ug/L | 1.0 | 11/12/11 20:28 | |
| EPA 6010 | Chromium | 3.3 I | ug/L | 5.0 | 11/12/11 20:28 | |
| EPA 6010 | Copper | 3.7 I | ug/L | 5.0 | 11/12/11 20:28 | |
| EPA 6010 | Iron | 37700 | ug/L | 40.0 | 11/12/11 20:28 | |
| EPA 6010 | Nickel | 10.3 | ug/L | 5.0 | 11/12/11 20:28 | |
| EPA 6010 | Sodium | 33.5 | mg/L | 1.0 | 11/12/11 20:28 | |
| EPA 6010 | Vanadium | 13.9 | ug/L | 10.0 | 11/12/11 20:28 | |
| SM 2540C | Total Dissolved Solids | 662 | mg/L | 5.0 | 11/11/11 12:35 | |
| EPA 300.0 | Chloride | 38.3 | mg/L | 5.0 | 11/10/11 12:11 | |
| EPA 300.0 | Sulfate | 308 | mg/L | 50.0 | 11/12/11 20:33 | |
| EPA 350.1 | Nitrogen, Ammonia | 3.0 | mg/L | 0.050 | 11/16/11 08:07 | |
| **3542752010** | **B63-1** | | | | | |
| | Field pH | 6.49 | Std. Units | | 11/09/11 13:17 | |
| | Field Temperature | 23.73 | deg C | | 11/09/11 13:17 | |
| | Appearance | Color: None, Sheen: None | | | 11/09/11 13:17 | |
| | Field Specific Conductance | 535 | umhos/cm | | 11/09/11 13:17 | |
| | Oxygen, Dissolved | 0.25 | mg/L | | 11/09/11 13:17 | |
| | REDOX | -21.6 | mV | | 11/09/11 13:17 | |

**Pace Analytical Services, Inc.**
8 East Tower Circle
Ormond Beach, FL 32174
(386)672-5668

## HITS ONLY

Project: Tomoka Semi-annual LF
Pace Project No.: 3542752

| Lab Sample ID / Method | Client Sample ID / Parameters | Result | Units | Report Limit | Analyzed | Qualifiers |
|---|---|---|---|---|---|---|
| **3542752010** | **B63-1** | | | | | |
| | Turbidity | 3.44 | NTU | | 11/09/11 13:17 | |
| | Depth to Water | 2.52 | feet | | 11/09/11 13:17 | |
| | Water Level(NGVD) | 27.54 | feet | | 11/09/11 13:17 | |
| EPA 6010 | Barium | 49.2 | ug/L | 10.0 | 11/12/11 20:32 | |
| EPA 6010 | Iron | 2560 | ug/L | 40.0 | 11/12/11 20:32 | |
| EPA 6010 | Sodium | 56.5 | mg/L | 1.0 | 11/12/11 20:32 | |
| SM 2540C | Total Dissolved Solids | 358 | mg/L | 5.0 | 11/11/11 12:35 | |
| EPA 300.0 | Chloride | 50.6 | mg/L | 5.0 | 11/10/11 12:23 | |
| EPA 350.1 | Nitrogen, Ammonia | 0.080 | mg/L | 0.050 | 11/16/11 08:07 | |
| **3542752011** | **B33-1** | | | | | |
| | Field pH | 7.52 | Std. Units | | 11/09/11 13:22 | |
| | Field Temperature | 24.11 | deg C | | 11/09/11 13:22 | |
| | Appearance | Color: Brown, Sheen: None | | | 11/09/11 13:22 | |
| | Field Specific Conductance | 467 | umhos/cm | | 11/09/11 13:22 | |
| | Oxygen, Dissolved | 0.70 | mg/L | | 11/09/11 13:22 | |
| | REDOX | 3.5 | mV | | 11/09/11 13:22 | |
| | Turbidity | 1.24 | NTU | | 11/09/11 13:22 | |
| | Depth to Water | 6.80 | feet | | 11/09/11 13:22 | |
| | Water Level(NGVD) | 26.02 | feet | | 11/09/11 13:22 | |
| EPA 6010 | Barium | 34.8 | ug/L | 10.0 | 11/12/11 20:36 | |
| EPA 6010 | Chromium | 3.5 I | ug/L | 5.0 | 11/12/11 20:36 | |
| EPA 6010 | Iron | 8190 | ug/L | 40.0 | 11/12/11 20:36 | |
| EPA 6010 | Sodium | 53.6 | mg/L | 1.0 | 11/12/11 20:36 | |
| EPA 6010 | Vanadium | 5.4 I | ug/L | 10.0 | 11/12/11 20:36 | |
| SM 2540C | Total Dissolved Solids | 379 | mg/L | 5.0 | 11/14/11 10:26 | |
| EPA 300.0 | Chloride | 40.1 | mg/L | 5.0 | 11/10/11 12:59 | |
| EPA 350.1 | Nitrogen, Ammonia | 0.21 | mg/L | 0.050 | 11/16/11 08:08 | |
| **3542752012** | **B63-2** | | | | | |
| | Field pH | 6.78 | Std. Units | | 11/09/11 13:45 | |
| | Field Temperature | 24.27 | deg C | | 11/09/11 13:45 | |
| | Appearance | Color: None, Sheen: None | | | 11/09/11 13:45 | |
| | Field Specific Conductance | 675 | umhos/cm | | 11/09/11 13:45 | |
| | Oxygen, Dissolved | 0.34 | mg/L | | 11/09/11 13:45 | |
| | REDOX | -75.5 | mV | | 11/09/11 13:45 | |
| | Turbidity | 3.86 | NTU | | 11/09/11 13:45 | |
| | Depth to Water | 2.82 | feet | | 11/09/11 13:45 | |
| | Water Level(NGVD) | 27.60 | feet | | 11/09/11 13:45 | |
| EPA 6010 | Barium | 57.3 | ug/L | 10.0 | 11/12/11 20:40 | |
| EPA 6010 | Iron | 8330 | ug/L | 40.0 | 11/12/11 20:40 | |
| EPA 6010 | Sodium | 13.9 | mg/L | 1.0 | 11/12/11 20:40 | |
| SM 2540C | Total Dissolved Solids | 436 | mg/L | 5.0 | 11/14/11 10:27 | |

**Pace Analytical Services, Inc.**
8 East Tower Circle
Ormond Beach, FL 32174
(386)672-5668

## HITS ONLY

Project: Tomoka Semi-annual LF
Pace Project No.: 3542752

| Lab Sample ID / Method | Client Sample ID / Parameters | Result | Units | Report Limit | Analyzed | Qualifiers |
|---|---|---|---|---|---|---|
| **3542752012** | **B63-2** | | | | | |
| EPA 300.0 | Chloride | 14.8 | mg/L | 5.0 | 11/10/11 13:36 | |
| EPA 300.0 | Sulfate | 3.7 I | mg/L | 5.0 | 11/10/11 13:36 | |
| **3542752013** | **B32** | | | | | |
| | Field pH | 8.38 | Std. Units | | 11/09/11 14:08 | |
| | Field Temperature | 23.39 | deg C | | 11/09/11 14:08 | |
| | Appearance | Color: None, Sheen: None | | | 11/09/11 14:08 | |
| | Field Specific Conductance | 512 | umhos/cm | | 11/09/11 14:08 | |
| | Oxygen, Dissolved | 0.25 | mg/L | | 11/09/11 14:08 | |
| | REDOX | -50.1 | mV | | 11/09/11 14:08 | |
| | Turbidity | 2.01 | NTU | | 11/09/11 14:08 | |
| | Depth to Water | 3.55 | feet | | 11/09/11 14:08 | |
| | Water Level(NGVD) | 26.96 | feet | | 11/09/11 14:08 | |
| EPA 6010 | Barium | 27.8 | ug/L | 10.0 | 11/12/11 20:45 | |
| EPA 6010 | Iron | 4660 | ug/L | 40.0 | 11/12/11 20:45 | |
| EPA 6010 | Sodium | 25.9 | mg/L | 1.0 | 11/12/11 20:45 | |
| SM 2540C | Total Dissolved Solids | 335 | mg/L | 5.0 | 11/14/11 10:27 | |
| EPA 300.0 | Chloride | 35.6 | mg/L | 5.0 | 11/10/11 13:48 | |
| EPA 300.0 | Sulfate | 20.6 | mg/L | 5.0 | 11/10/11 13:48 | |
| EPA 350.1 | Nitrogen, Ammonia | 0.041 I | mg/L | 0.050 | 11/16/11 08:10 | |
| **3542752014** | **B35-1** | | | | | |
| | Field pH | 5.22 | Std. Units | | 11/09/11 14:49 | |
| | Field Temperature | 22.91 | deg C | | 11/09/11 14:49 | |
| | Appearance | Color: None, Sheen: None | | | 11/09/11 14:49 | |
| | Field Specific Conductance | 325 | umhos/cm | | 11/09/11 14:49 | |
| | Oxygen, Dissolved | 0.16 | mg/L | | 11/09/11 14:49 | |
| | REDOX | 48.5 | mV | | 11/09/11 14:49 | |
| | Turbidity | 0.59 | NTU | | 11/09/11 14:49 | |
| | Depth to Water | 1.95 | feet | | 11/09/11 14:49 | |
| | Water Level(NGVD) | 27.34 | feet | | 11/09/11 14:49 | |
| EPA 6010 | Barium | 99.4 | ug/L | 10.0 | 11/12/11 20:49 | |
| EPA 6010 | Iron | 10500 | ug/L | 40.0 | 11/12/11 20:49 | |
| EPA 6010 | Sodium | 22.6 | mg/L | 1.0 | 11/12/11 20:49 | |
| SM 2540C | Total Dissolved Solids | 270 | mg/L | 5.0 | 11/14/11 10:27 | |
| EPA 300.0 | Chloride | 77.9 | mg/L | 5.0 | 11/10/11 14:00 | |
| EPA 350.1 | Nitrogen, Ammonia | 0.14 | mg/L | 0.050 | 11/16/11 08:11 | |
| **3542752015** | **B5** | | | | | |
| | Field pH | 8.18 | Std. Units | | 11/09/11 14:54 | |
| | Field Temperature | 23.88 | deg C | | 11/09/11 14:54 | |

**Pace Analytical Services, Inc.**
8 East Tower Circle
Ormond Beach, FL 32174
(386)672-5668

# HITS ONLY

Project: Tomoka Semi-annual LF
Pace Project No.: 3542752

| Lab Sample ID / Method | Client Sample ID / Parameters | Result | Units | Report Limit | Analyzed | Qualifiers |
|---|---|---|---|---|---|---|
| **3542752015** | **B5** | | | | | |
| | Appearance | Color: None, Sheen: None | | | 11/09/11 14:54 | |
| | Field Specific Conductance | 843 | umhos/cm | | 11/09/11 14:54 | |
| | Oxygen, Dissolved | 0.19 | mg/L | | 11/09/11 14:54 | |
| | REDOX | -52.4 | mV | | 11/09/11 14:54 | |
| | Turbidity | 3.19 | NTU | | 11/09/11 14:54 | |
| | Depth to Water | 4.91 | feet | | 11/09/11 14:54 | |
| | Water Level(NGVD) | 27.75 | feet | | 11/09/11 14:54 | |
| EPA 6010 | Barium | 88.2 | ug/L | 10.0 | 11/12/11 20:53 | |
| EPA 6010 | Iron | 18000 | ug/L | 40.0 | 11/12/11 20:53 | |
| EPA 6010 | Sodium | 21.9 | mg/L | 1.0 | 11/12/11 20:53 | |
| SM 2540C | Total Dissolved Solids | 480 | mg/L | 5.0 | 11/14/11 10:28 | |
| EPA 300.0 | Chloride | 27.7 | mg/L | 5.0 | 11/10/11 14:12 | |
| EPA 350.1 | Nitrogen, Ammonia | 0.20 | mg/L | 0.050 | 11/16/11 08:12 | |
| **3542752016** | **B35-2** | | | | | |
| | Field pH | 6.44 | Std. Units | | 11/09/11 15:21 | |
| | Field Temperature | 23.69 | deg C | | 11/09/11 15:21 | |
| | Appearance | Color: Orange, Sheen: None | | | 11/09/11 15:21 | |
| | Field Specific Conductance | 364 | umhos/cm | | 11/09/11 15:21 | |
| | Oxygen, Dissolved | 0.17 | mg/L | | 11/09/11 15:21 | |
| | REDOX | -94.5 | mV | | 11/09/11 15:21 | |
| | Turbidity | 1.77 | NTU | | 11/09/11 15:21 | |
| | Depth to Water | 1.60 | feet | | 11/09/11 15:21 | |
| | Water Level(NGVD) | 27.76 | feet | | 11/09/11 15:21 | |
| EPA 6010 | Barium | 32.7 | ug/L | 10.0 | 11/12/11 20:57 | |
| EPA 6010 | Copper | 2.6 I | ug/L | 5.0 | 11/12/11 20:57 | |
| EPA 6010 | Iron | 18100 | ug/L | 40.0 | 11/12/11 20:57 | |
| EPA 6010 | Sodium | 15.8 | mg/L | 1.0 | 11/12/11 20:57 | |
| EPA 6010 | Vanadium | 12.8 | ug/L | 10.0 | 11/12/11 20:57 | |
| EPA 8260 | Toluene | 6.0 | ug/L | 1.0 | 11/16/11 03:46 | |
| SM 2540C | Total Dissolved Solids | 273 | mg/L | 5.0 | 11/14/11 10:28 | |
| EPA 300.0 | Chloride | 21.3 | mg/L | 5.0 | 11/10/11 14:24 | |
| EPA 350.1 | Nitrogen, Ammonia | 0.88 | mg/L | 0.050 | 11/16/11 08:15 | |
| **3542752017** | **F-MB** | | | | | |
| | Field pH | 8.07 | Std. Units | | 11/09/11 16:35 | |
| | Field Temperature | 23.10 | deg C | | 11/09/11 16:35 | |
| | Appearance | Color: None, Sheen: None | | | 11/09/11 16:35 | |
| | Field Specific Conductance | 589 | umhos/cm | | 11/09/11 16:35 | |
| | Oxygen, Dissolved | 0.05 | mg/L | | 11/09/11 16:35 | |
| | REDOX | -36.0 | mV | | 11/09/11 16:35 | |

**Pace Analytical Services, Inc.**
8 East Tower Circle
Ormond Beach, FL 32174
(386)672-5668

## HITS ONLY

Project: Tomoka Semi-annual LF
Pace Project No.: 3542752

| Lab Sample ID<br>Method | Client Sample ID<br>Parameters | Result | Units | Report Limit | Analyzed | Qualifiers |
|---|---|---|---|---|---|---|
| **3542752017** | **F-MB** | | | | | |
| | Turbidity | 5.74 | NTU | | 11/09/11 16:35 | |
| | Depth to Water | 16.30 | feet | | 11/09/11 16:35 | |
| | Water Level(NGVD) | 17.58 | feet | | 11/09/11 16:35 | |
| EPA 6010 | Barium | 18.8 | ug/L | 10.0 | 11/12/11 21:01 | |
| EPA 6010 | Iron | 359 | ug/L | 40.0 | 11/12/11 21:01 | |
| EPA 6010 | Sodium | 15.5 | mg/L | 1.0 | 11/12/11 21:01 | |
| SM 2540C | Total Dissolved Solids | 346 | mg/L | 5.0 | 11/14/11 10:28 | |
| EPA 300.0 | Nitrate as N | 0.12 | mg/L | 0.050 | 11/10/11 14:37 | |
| EPA 300.0 | Chloride | 20.0 | mg/L | 5.0 | 11/10/11 14:37 | |
| EPA 350.1 | Nitrogen, Ammonia | 0.27 | mg/L | 0.050 | 11/16/11 08:16 | |

**Pace Analytical Services, Inc.**
8 East Tower Circle
Ormond Beach, FL 32174
(386)672-5668

# ANALYTICAL RESULTS

Project: Tomoka Semi-annual LF
Pace Project No.: 3542752

**Sample: Equipment Blank (11/9/11)** **Lab ID: 3542752001** Collected: 11/09/11 09:40 Received: 11/09/11 16:30 Matrix: Water

| Parameters | Results | Units | PQL | MDL | DF | Prepared | Analyzed | CAS No. | Qual |
|---|---|---|---|---|---|---|---|---|---|
| **8011 GCS EDB and DBCP** | Analytical Method: EPA 8011 Preparation Method: EPA 8011 | | | | | | | | |
| 1,2-Dibromo-3-chloropropane | **0.0049U** | ug/L | 0.020 | 0.0049 | 1 | 11/10/11 12:00 | 11/10/11 18:16 | 96-12-8 | |
| 1,2-Dibromoethane (EDB) | **0.0062U** | ug/L | 0.010 | 0.0062 | 1 | 11/10/11 12:00 | 11/10/11 18:16 | 106-93-4 | |
| **6010 MET ICP** | Analytical Method: EPA 6010 Preparation Method: EPA 3010 | | | | | | | | |
| Arsenic | **5.0U** | ug/L | 10.0 | 5.0 | 1 | 11/10/11 11:41 | 11/12/11 19:23 | 7440-38-2 | |
| Barium | **5.0U** | ug/L | 10.0 | 5.0 | 1 | 11/10/11 11:41 | 11/12/11 19:23 | 7440-39-3 | |
| Beryllium | **0.50U** | ug/L | 1.0 | 0.50 | 1 | 11/10/11 11:41 | 11/12/11 19:23 | 7440-41-7 | |
| Cadmium | **0.50U** | ug/L | 1.0 | 0.50 | 1 | 11/10/11 11:41 | 11/12/11 19:23 | 7440-43-9 | |
| Chromium | **2.5U** | ug/L | 5.0 | 2.5 | 1 | 11/10/11 11:41 | 11/12/11 19:23 | 7440-47-3 | |
| Cobalt | **5.0U** | ug/L | 10.0 | 5.0 | 1 | 11/10/11 11:41 | 11/12/11 19:23 | 7440-48-4 | |
| Copper | **2.5U** | ug/L | 5.0 | 2.5 | 1 | 11/10/11 11:41 | 11/12/11 19:23 | 7440-50-8 | CU |
| Iron | **20.0U** | ug/L | 40.0 | 20.0 | 1 | 11/10/11 11:41 | 11/12/11 19:23 | 7439-89-6 | |
| Lead | **5.0U** | ug/L | 10.0 | 5.0 | 1 | 11/10/11 11:41 | 11/12/11 19:23 | 7439-92-1 | |
| Nickel | **2.5U** | ug/L | 5.0 | 2.5 | 1 | 11/10/11 11:41 | 11/12/11 19:23 | 7440-02-0 | |
| Selenium | **7.5U** | ug/L | 15.0 | 7.5 | 1 | 11/10/11 11:41 | 11/12/11 19:23 | 7782-49-2 | |
| Silver | **2.5U** | ug/L | 5.0 | 2.5 | 1 | 11/10/11 11:41 | 11/12/11 19:23 | 7440-22-4 | |
| Sodium | **0.50U** | mg/L | 1.0 | 0.50 | 1 | 11/10/11 11:41 | 11/12/11 19:23 | 7440-23-5 | |
| Vanadium | **5.0U** | ug/L | 10.0 | 5.0 | 1 | 11/10/11 11:41 | 11/12/11 19:23 | 7440-62-2 | |
| Zinc | **10.0U** | ug/L | 20.0 | 10.0 | 1 | 11/10/11 11:41 | 11/12/11 19:23 | 7440-66-6 | |
| **6020 MET ICPMS** | Analytical Method: EPA 6020 Preparation Method: EPA 3010 | | | | | | | | |
| Antimony | **0.50U** | ug/L | 1.0 | 0.50 | 1 | 11/10/11 11:41 | 11/11/11 08:08 | 7440-36-0 | |
| Thallium | **0.50U** | ug/L | 1.0 | 0.50 | 1 | 11/10/11 11:41 | 11/11/11 08:08 | 7440-28-0 | |
| **7470 Mercury** | Analytical Method: EPA 7470 Preparation Method: EPA 7470 | | | | | | | | |
| Mercury | **0.10U** | ug/L | 0.20 | 0.10 | 1 | 11/10/11 01:45 | 11/11/11 05:56 | 7439-97-6 | |
| **8260 MSV** | Analytical Method: EPA 8260 | | | | | | | | |
| Acetone | **5.0U** | ug/L | 10.0 | 5.0 | 1 | | 11/15/11 20:55 | 67-64-1 | |
| Acrylonitrile | **5.0U** | ug/L | 10.0 | 5.0 | 1 | | 11/15/11 20:55 | 107-13-1 | |
| Benzene | **0.50U** | ug/L | 1.0 | 0.50 | 1 | | 11/15/11 20:55 | 71-43-2 | |
| Bromochloromethane | **0.50U** | ug/L | 1.0 | 0.50 | 1 | | 11/15/11 20:55 | 74-97-5 | |
| Bromodichloromethane | **0.27U** | ug/L | 0.60 | 0.27 | 1 | | 11/15/11 20:55 | 75-27-4 | |
| Bromoform | **0.50U** | ug/L | 1.0 | 0.50 | 1 | | 11/15/11 20:55 | 75-25-2 | |
| Bromomethane | **0.50U** | ug/L | 1.0 | 0.50 | 1 | | 11/15/11 20:55 | 74-83-9 | |
| 2-Butanone (MEK) | **5.0U** | ug/L | 10.0 | 5.0 | 1 | | 11/15/11 20:55 | 78-93-3 | |
| Carbon disulfide | **5.0U** | ug/L | 10.0 | 5.0 | 1 | | 11/15/11 20:55 | 75-15-0 | |
| Carbon tetrachloride | **0.50U** | ug/L | 1.0 | 0.50 | 1 | | 11/15/11 20:55 | 56-23-5 | |
| Chlorobenzene | **0.50U** | ug/L | 1.0 | 0.50 | 1 | | 11/15/11 20:55 | 108-90-7 | |
| Chloroethane | **0.50U** | ug/L | 1.0 | 0.50 | 1 | | 11/15/11 20:55 | 75-00-3 | |
| Chloroform | **0.50U** | ug/L | 1.0 | 0.50 | 1 | | 11/15/11 20:55 | 67-66-3 | |
| Chloromethane | **0.62U** | ug/L | 1.0 | 0.62 | 1 | | 11/15/11 20:55 | 74-87-3 | |
| Dibromochloromethane | **0.26U** | ug/L | 0.50 | 0.26 | 1 | | 11/15/11 20:55 | 124-48-1 | |
| Dibromomethane | **0.50U** | ug/L | 1.0 | 0.50 | 1 | | 11/15/11 20:55 | 74-95-3 | |
| 1,2-Dichlorobenzene | **0.50U** | ug/L | 1.0 | 0.50 | 1 | | 11/15/11 20:55 | 95-50-1 | |

**Pace Analytical Services, Inc.**
8 East Tower Circle
Ormond Beach, FL 32174
(386)672-5668

# ANALYTICAL RESULTS

Project: Tomoka Semi-annual LF
Pace Project No.: 3542752

**Sample: Equipment Blank (11/9/11)** **Lab ID: 3542752001** Collected: 11/09/11 09:40 Received: 11/09/11 16:30 Matrix: Water

| Parameters | Results | Units | PQL | MDL | DF | Prepared | Analyzed | CAS No. | Qual |
|---|---|---|---|---|---|---|---|---|---|
| **8260 MSV** | Analytical Method: EPA 8260 | | | | | | | | |
| 1,4-Dichlorobenzene | **0.50U** | ug/L | 1.0 | 0.50 | 1 | | 11/15/11 20:55 | 106-46-7 | |
| trans-1,4-Dichloro-2-butene | **5.0U** | ug/L | 10.0 | 5.0 | 1 | | 11/15/11 20:55 | 110-57-6 | |
| 1,1-Dichloroethane | **0.50U** | ug/L | 1.0 | 0.50 | 1 | | 11/15/11 20:55 | 75-34-3 | |
| 1,2-Dichloroethane | **0.50U** | ug/L | 1.0 | 0.50 | 1 | | 11/15/11 20:55 | 107-06-2 | |
| 1,1-Dichloroethene | **0.50U** | ug/L | 1.0 | 0.50 | 1 | | 11/15/11 20:55 | 75-35-4 | |
| cis-1,2-Dichloroethene | **0.50U** | ug/L | 1.0 | 0.50 | 1 | | 11/15/11 20:55 | 156-59-2 | |
| trans-1,2-Dichloroethene | **0.50U** | ug/L | 1.0 | 0.50 | 1 | | 11/15/11 20:55 | 156-60-5 | |
| 1,2-Dichloropropane | **0.50U** | ug/L | 1.0 | 0.50 | 1 | | 11/15/11 20:55 | 78-87-5 | |
| cis-1,3-Dichloropropene | **0.25U** | ug/L | 0.50 | 0.25 | 1 | | 11/15/11 20:55 | 10061-01-5 | |
| trans-1,3-Dichloropropene | **0.25U** | ug/L | 0.50 | 0.25 | 1 | | 11/15/11 20:55 | 10061-02-6 | |
| Ethylbenzene | **0.50U** | ug/L | 1.0 | 0.50 | 1 | | 11/15/11 20:55 | 100-41-4 | |
| 2-Hexanone | **5.0U** | ug/L | 10.0 | 5.0 | 1 | | 11/15/11 20:55 | 591-78-6 | |
| Iodomethane | **0.50U** | ug/L | 1.0 | 0.50 | 1 | | 11/15/11 20:55 | 74-88-4 | |
| Methylene Chloride | **2.5U** | ug/L | 5.0 | 2.5 | 1 | | 11/15/11 20:55 | 75-09-2 | |
| 4-Methyl-2-pentanone (MIBK) | **5.0U** | ug/L | 10.0 | 5.0 | 1 | | 11/15/11 20:55 | 108-10-1 | |
| Styrene | **0.50U** | ug/L | 1.0 | 0.50 | 1 | | 11/15/11 20:55 | 100-42-5 | |
| 1,1,1,2-Tetrachloroethane | **0.50U** | ug/L | 1.0 | 0.50 | 1 | | 11/15/11 20:55 | 630-20-6 | |
| 1,1,2,2-Tetrachloroethane | **0.12U** | ug/L | 0.50 | 0.12 | 1 | | 11/15/11 20:55 | 79-34-5 | |
| Tetrachloroethene | **0.50U** | ug/L | 1.0 | 0.50 | 1 | | 11/15/11 20:55 | 127-18-4 | |
| Toluene | **0.50U** | ug/L | 1.0 | 0.50 | 1 | | 11/15/11 20:55 | 108-88-3 | |
| 1,1,1-Trichloroethane | **0.50U** | ug/L | 1.0 | 0.50 | 1 | | 11/15/11 20:55 | 71-55-6 | |
| 1,1,2-Trichloroethane | **0.50U** | ug/L | 1.0 | 0.50 | 1 | | 11/15/11 20:55 | 79-00-5 | |
| Trichloroethene | **0.50U** | ug/L | 1.0 | 0.50 | 1 | | 11/15/11 20:55 | 79-01-6 | |
| Trichlorofluoromethane | **0.50U** | ug/L | 1.0 | 0.50 | 1 | | 11/15/11 20:55 | 75-69-4 | |
| 1,2,3-Trichloropropane | **0.36U** | ug/L | 0.50 | 0.36 | 1 | | 11/15/11 20:55 | 96-18-4 | |
| Vinyl acetate | **1.0U** | ug/L | 2.0 | 1.0 | 1 | | 11/15/11 20:55 | 108-05-4 | |
| Vinyl chloride | **0.50U** | ug/L | 1.0 | 0.50 | 1 | | 11/15/11 20:55 | 75-01-4 | |
| Xylene (Total) | **0.50U** | ug/L | 1.0 | 0.50 | 1 | | 11/15/11 20:55 | 1330-20-7 | |
| ***Surrogates*** | | | | | | | | | |
| 4-Bromofluorobenzene (S) | 101 | % | 70-114 | | 1 | | 11/15/11 20:55 | 460-00-4 | |
| Dibromofluoromethane (S) | 104 | % | 88-117 | | 1 | | 11/15/11 20:55 | 1868-53-7 | |
| 1,2-Dichloroethane-d4 (S) | 100 | % | 86-125 | | 1 | | 11/15/11 20:55 | 17060-07-0 | |
| Toluene-d8 (S) | 101 | % | 87-113 | | 1 | | 11/15/11 20:55 | 2037-26-5 | |
| **2540C Total Dissolved Solids** | Analytical Method: SM 2540C | | | | | | | | |
| Total Dissolved Solids | **5.0U** | mg/L | 5.0 | 5.0 | 1 | | 11/11/11 12:31 | | |
| **300.0 IC Anions** | Analytical Method: EPA 300.0 | | | | | | | | |
| Nitrate as N | **0.025U** | mg/L | 0.050 | 0.025 | 1 | | 11/10/11 10:09 | 14797-55-8 | |
| **300.0 IC Anions 28 Days** | Analytical Method: EPA 300.0 | | | | | | | | |
| Chloride | **2.5U** | mg/L | 5.0 | 2.5 | 1 | | 11/10/11 10:09 | 16887-00-6 | |
| Sulfate | **2.5U** | mg/L | 5.0 | 2.5 | 1 | | 11/10/11 10:09 | 14808-79-8 | |

**Pace Analytical Services, Inc.**
8 East Tower Circle
Ormond Beach, FL 32174
(386)672-5668

# ANALYTICAL RESULTS

Project: Tomoka Semi-annual LF
Pace Project No.: 3542752

**Sample: Equipment Blank (11/9/11)** **Lab ID: 3542752001** Collected: 11/09/11 09:40 Received: 11/09/11 16:30 Matrix: Water

| Parameters | Results | Units | PQL | MDL | DF | Prepared | Analyzed | CAS No. | Qual |
|---|---|---|---|---|---|---|---|---|---|
| **350.1 Ammonia** | Analytical Method: EPA 350.1 | | | | | | | | |
| Nitrogen, Ammonia | **0.020U** | mg/L | 0.050 | 0.020 | 1 | | 11/16/11 07:55 | 7664-41-7 | |

**Pace Analytical Services, Inc.**
8 East Tower Circle
Ormond Beach, FL 32174
(386)672-5668

# ANALYTICAL RESULTS

Project: Tomoka Semi-annual LF
Pace Project No.: 3542752

**Sample: B60** **Lab ID: 3542752002** Collected: 11/09/11 09:58 Received: 11/09/11 16:30 Matrix: Water

| Parameters | Results | Units | PQL | MDL | DF | Prepared | Analyzed | CAS No. | Qual |
|---|---|---|---|---|---|---|---|---|---|
| **Field Data** | Analytical Method: | | | | | | | | |
| Field pH | **7.33** | Std. Units | | | 1 | | 11/09/11 09:58 | | |
| Field Temperature | **24.68** | deg C | | | 1 | | 11/09/11 09:58 | | |
| Appearance | **Color: None, Sheen: None** | | | | 1 | | 11/09/11 09:58 | | |
| Field Specific Conductance | **497** | umhos/cm | | | 1 | | 11/09/11 09:58 | | |
| Oxygen, Dissolved | **0.19** | mg/L | | | 1 | | 11/09/11 09:58 | 7782-44-7 | |
| REDOX | **74.0** | mV | | | 1 | | 11/09/11 09:58 | | |
| Turbidity | **0.59** | NTU | | | 1 | | 11/09/11 09:58 | | |
| Depth to Water | **8.23** | feet | | | 1 | | 11/09/11 09:58 | | |
| Water Level(NGVD) | **20.61** | feet | | | 1 | | 11/09/11 09:58 | | |
| **8011 GCS EDB and DBCP** | Analytical Method: EPA 8011 | Preparation Method: EPA 8011 | | | | | | | |
| 1,2-Dibromo-3-chloropropane | **0.0050U** | ug/L | 0.020 | 0.0050 | 1 | 11/10/11 12:00 | 11/10/11 18:32 | 96-12-8 | |
| 1,2-Dibromoethane (EDB) | **0.0063U** | ug/L | 0.010 | 0.0063 | 1 | 11/10/11 12:00 | 11/10/11 18:32 | 106-93-4 | |
| **6010 MET ICP** | Analytical Method: EPA 6010 | Preparation Method: EPA 3010 | | | | | | | |
| Arsenic | **5.0U** | ug/L | 10.0 | 5.0 | 1 | 11/10/11 11:41 | 11/12/11 19:35 | 7440-38-2 | |
| Barium | **54.5** | ug/L | 10.0 | 5.0 | 1 | 11/10/11 11:41 | 11/12/11 19:35 | 7440-39-3 | |
| Beryllium | **0.50U** | ug/L | 1.0 | 0.50 | 1 | 11/10/11 11:41 | 11/12/11 19:35 | 7440-41-7 | |
| Cadmium | **0.50U** | ug/L | 1.0 | 0.50 | 1 | 11/10/11 11:41 | 11/12/11 19:35 | 7440-43-9 | |
| Chromium | **2.5U** | ug/L | 5.0 | 2.5 | 1 | 11/10/11 11:41 | 11/12/11 19:35 | 7440-47-3 | |
| Cobalt | **5.0U** | ug/L | 10.0 | 5.0 | 1 | 11/10/11 11:41 | 11/12/11 19:35 | 7440-48-4 | |
| Copper | **2.5U** | ug/L | 5.0 | 2.5 | 1 | 11/10/11 11:41 | 11/12/11 19:35 | 7440-50-8 | |
| Iron | **3660** | ug/L | 40.0 | 20.0 | 1 | 11/10/11 11:41 | 11/12/11 19:35 | 7439-89-6 | |
| Lead | **5.0U** | ug/L | 10.0 | 5.0 | 1 | 11/10/11 11:41 | 11/12/11 19:35 | 7439-92-1 | |
| Nickel | **2.5U** | ug/L | 5.0 | 2.5 | 1 | 11/10/11 11:41 | 11/12/11 19:35 | 7440-02-0 | |
| Selenium | **7.5U** | ug/L | 15.0 | 7.5 | 1 | 11/10/11 11:41 | 11/12/11 19:35 | 7782-49-2 | |
| Silver | **2.5U** | ug/L | 5.0 | 2.5 | 1 | 11/10/11 11:41 | 11/12/11 19:35 | 7440-22-4 | |
| Sodium | **46.1** | mg/L | 1.0 | 0.50 | 1 | 11/10/11 11:41 | 11/12/11 19:35 | 7440-23-5 | |
| Vanadium | **5.0U** | ug/L | 10.0 | 5.0 | 1 | 11/10/11 11:41 | 11/12/11 19:35 | 7440-62-2 | |
| Zinc | **10.0U** | ug/L | 20.0 | 10.0 | 1 | 11/10/11 11:41 | 11/12/11 19:35 | 7440-66-6 | |
| **6020 MET ICPMS** | Analytical Method: EPA 6020 | Preparation Method: EPA 3010 | | | | | | | |
| Antimony | **0.63 I** | ug/L | 1.0 | 0.50 | 1 | 11/10/11 11:41 | 11/11/11 08:20 | 7440-36-0 | |
| Thallium | **0.50U** | ug/L | 1.0 | 0.50 | 1 | 11/10/11 11:41 | 11/11/11 08:20 | 7440-28-0 | |
| **7470 Mercury** | Analytical Method: EPA 7470 | Preparation Method: EPA 7470 | | | | | | | |
| Mercury | **0.10U** | ug/L | 0.20 | 0.10 | 1 | 11/10/11 01:45 | 11/11/11 06:04 | 7439-97-6 | |
| **8260 MSV** | Analytical Method: EPA 8260 | | | | | | | | |
| Acetone | **5.0U** | ug/L | 10.0 | 5.0 | 1 | | 11/15/11 23:23 | 67-64-1 | |
| Acrylonitrile | **5.0U** | ug/L | 10.0 | 5.0 | 1 | | 11/15/11 23:23 | 107-13-1 | |
| Benzene | **0.50U** | ug/L | 1.0 | 0.50 | 1 | | 11/15/11 23:23 | 71-43-2 | J(M1) |
| Bromochloromethane | **0.50U** | ug/L | 1.0 | 0.50 | 1 | | 11/15/11 23:23 | 74-97-5 | J(M1) |

**Pace Analytical Services, Inc.**
8 East Tower Circle
Ormond Beach, FL 32174
(386)672-5668

# ANALYTICAL RESULTS

Project: Tomoka Semi-annual LF
Pace Project No.: 3542752

**Sample: B60** **Lab ID: 3542752002** Collected: 11/09/11 09:58 Received: 11/09/11 16:30 Matrix: Water

| Parameters | Results | Units | PQL | MDL | DF | Prepared | Analyzed | CAS No. | Qual |
|---|---|---|---|---|---|---|---|---|---|
| **8260 MSV** | Analytical Method: EPA 8260 | | | | | | | | |
| Bromodichloromethane | **0.27U** | ug/L | 0.60 | 0.27 | 1 | | 11/15/11 23:23 | 75-27-4 | |
| Bromoform | **0.50U** | ug/L | 1.0 | 0.50 | 1 | | 11/15/11 23:23 | 75-25-2 | J(M1) |
| Bromomethane | **0.50U** | ug/L | 1.0 | 0.50 | 1 | | 11/15/11 23:23 | 74-83-9 | |
| 2-Butanone (MEK) | **5.0U** | ug/L | 10.0 | 5.0 | 1 | | 11/15/11 23:23 | 78-93-3 | |
| Carbon disulfide | **5.0U** | ug/L | 10.0 | 5.0 | 1 | | 11/15/11 23:23 | 75-15-0 | |
| Carbon tetrachloride | **0.50U** | ug/L | 1.0 | 0.50 | 1 | | 11/15/11 23:23 | 56-23-5 | J(M1) |
| Chlorobenzene | **0.50U** | ug/L | 1.0 | 0.50 | 1 | | 11/15/11 23:23 | 108-90-7 | J(M1) |
| Chloroethane | **0.50U** | ug/L | 1.0 | 0.50 | 1 | | 11/15/11 23:23 | 75-00-3 | |
| Chloroform | **0.50U** | ug/L | 1.0 | 0.50 | 1 | | 11/15/11 23:23 | 67-66-3 | |
| Chloromethane | **0.62U** | ug/L | 1.0 | 0.62 | 1 | | 11/15/11 23:23 | 74-87-3 | |
| Dibromochloromethane | **0.26U** | ug/L | 0.50 | 0.26 | 1 | | 11/15/11 23:23 | 124-48-1 | J(M1) |
| Dibromomethane | **0.50U** | ug/L | 1.0 | 0.50 | 1 | | 11/15/11 23:23 | 74-95-3 | J(M1) |
| 1,2-Dichlorobenzene | **0.50U** | ug/L | 1.0 | 0.50 | 1 | | 11/15/11 23:23 | 95-50-1 | J(M1) |
| 1,4-Dichlorobenzene | **0.50U** | ug/L | 1.0 | 0.50 | 1 | | 11/15/11 23:23 | 106-46-7 | |
| trans-1,4-Dichloro-2-butene | **5.0U** | ug/L | 10.0 | 5.0 | 1 | | 11/15/11 23:23 | 110-57-6 | |
| 1,1-Dichloroethane | **0.50U** | ug/L | 1.0 | 0.50 | 1 | | 11/15/11 23:23 | 75-34-3 | |
| 1,2-Dichloroethane | **0.50U** | ug/L | 1.0 | 0.50 | 1 | | 11/15/11 23:23 | 107-06-2 | J(M1) |
| 1,1-Dichloroethene | **0.50U** | ug/L | 1.0 | 0.50 | 1 | | 11/15/11 23:23 | 75-35-4 | |
| cis-1,2-Dichloroethene | **0.50U** | ug/L | 1.0 | 0.50 | 1 | | 11/15/11 23:23 | 156-59-2 | |
| trans-1,2-Dichloroethene | **0.50U** | ug/L | 1.0 | 0.50 | 1 | | 11/15/11 23:23 | 156-60-5 | |
| 1,2-Dichloropropane | **0.50U** | ug/L | 1.0 | 0.50 | 1 | | 11/15/11 23:23 | 78-87-5 | J(M1) |
| cis-1,3-Dichloropropene | **0.25U** | ug/L | 0.50 | 0.25 | 1 | | 11/15/11 23:23 | 10061-01-5 | |
| trans-1,3-Dichloropropene | **0.25U** | ug/L | 0.50 | 0.25 | 1 | | 11/15/11 23:23 | 10061-02-6 | |
| Ethylbenzene | **0.50U** | ug/L | 1.0 | 0.50 | 1 | | 11/15/11 23:23 | 100-41-4 | J(M1) |
| 2-Hexanone | **5.0U** | ug/L | 10.0 | 5.0 | 1 | | 11/15/11 23:23 | 591-78-6 | |
| Iodomethane | **0.50U** | ug/L | 1.0 | 0.50 | 1 | | 11/15/11 23:23 | 74-88-4 | |
| Methylene Chloride | **2.5U** | ug/L | 5.0 | 2.5 | 1 | | 11/15/11 23:23 | 75-09-2 | |
| 4-Methyl-2-pentanone (MIBK) | **5.0U** | ug/L | 10.0 | 5.0 | 1 | | 11/15/11 23:23 | 108-10-1 | |
| Styrene | **0.50U** | ug/L | 1.0 | 0.50 | 1 | | 11/15/11 23:23 | 100-42-5 | |
| 1,1,1,2-Tetrachloroethane | **0.50U** | ug/L | 1.0 | 0.50 | 1 | | 11/15/11 23:23 | 630-20-6 | J(M1) |
| 1,1,2,2-Tetrachloroethane | **0.12U** | ug/L | 0.50 | 0.12 | 1 | | 11/15/11 23:23 | 79-34-5 | J(M1) |
| Tetrachloroethene | **0.50U** | ug/L | 1.0 | 0.50 | 1 | | 11/15/11 23:23 | 127-18-4 | J(M1) |
| Toluene | **0.55 I** | ug/L | 1.0 | 0.50 | 1 | | 11/15/11 23:23 | 108-88-3 | J(M1) |
| 1,1,1-Trichloroethane | **0.50U** | ug/L | 1.0 | 0.50 | 1 | | 11/15/11 23:23 | 71-55-6 | J(M1) |
| 1,1,2-Trichloroethane | **0.50U** | ug/L | 1.0 | 0.50 | 1 | | 11/15/11 23:23 | 79-00-5 | J(M1) |
| Trichloroethene | **0.50U** | ug/L | 1.0 | 0.50 | 1 | | 11/15/11 23:23 | 79-01-6 | J(M1) |
| Trichlorofluoromethane | **0.50U** | ug/L | 1.0 | 0.50 | 1 | | 11/15/11 23:23 | 75-69-4 | |
| 1,2,3-Trichloropropane | **0.36U** | ug/L | 0.50 | 0.36 | 1 | | 11/15/11 23:23 | 96-18-4 | |
| Vinyl acetate | **1.0U** | ug/L | 2.0 | 1.0 | 1 | | 11/15/11 23:23 | 108-05-4 | |
| Vinyl chloride | **0.50U** | ug/L | 1.0 | 0.50 | 1 | | 11/15/11 23:23 | 75-01-4 | |
| Xylene (Total) | **1.4** | ug/L | 1.0 | 0.50 | 1 | | 11/15/11 23:23 | 1330-20-7 | |
| ***Surrogates*** | | | | | | | | | |
| 4-Bromofluorobenzene (S) | 102 | % | 70-114 | | 1 | | 11/15/11 23:23 | 460-00-4 | |
| Dibromofluoromethane (S) | 100 | % | 88-117 | | 1 | | 11/15/11 23:23 | 1868-53-7 | |
| 1,2-Dichloroethane-d4 (S) | 97 | % | 86-125 | | 1 | | 11/15/11 23:23 | 17060-07-0 | |
| Toluene-d8 (S) | 102 | % | 87-113 | | 1 | | 11/15/11 23:23 | 2037-26-5 | |

**Pace Analytical Services, Inc.**
8 East Tower Circle
Ormond Beach, FL 32174
(386)672-5668

# ANALYTICAL RESULTS

Project: Tomoka Semi-annual LF
Pace Project No.: 3542752

**Sample: B60** **Lab ID: 3542752002** Collected: 11/09/11 09:58 Received: 11/09/11 16:30 Matrix: Water

| Parameters | Results | Units | PQL | MDL | DF | Prepared | Analyzed | CAS No. | Qual |
|---|---|---|---|---|---|---|---|---|---|
| **2540C Total Dissolved Solids** | Analytical Method: SM 2540C | | | | | | | | |
| Total Dissolved Solids | **304** | mg/L | 5.0 | 5.0 | 1 | | 11/11/11 12:32 | | |
| **300.0 IC Anions** | Analytical Method: EPA 300.0 | | | | | | | | |
| Nitrate as N | **0.025U** | mg/L | 0.050 | 0.025 | 1 | | 11/10/11 10:46 | 14797-55-8 | |
| **300.0 IC Anions 28 Days** | Analytical Method: EPA 300.0 | | | | | | | | |
| Chloride | **57.5** | mg/L | 5.0 | 2.5 | 1 | | 11/10/11 10:46 | 16887-00-6 | J(M1) |
| Sulfate | **2.7 I** | mg/L | 5.0 | 2.5 | 1 | | 11/10/11 10:46 | 14808-79-8 | J(M1) |
| **350.1 Ammonia** | Analytical Method: EPA 350.1 | | | | | | | | |
| Nitrogen, Ammonia | **0.73** | mg/L | 0.050 | 0.020 | 1 | | 11/16/11 07:58 | 7664-41-7 | |

**Pace Analytical Services, Inc.**
8 East Tower Circle
Ormond Beach, FL 32174
(386)672-5668

# ANALYTICAL RESULTS

Project: Tomoka Semi-annual LF
Pace Project No.: 3542752

**Sample: B60 DUP** **Lab ID: 3542752003** Collected: 11/09/11 09:58 Received: 11/09/11 16:30 Matrix: Water

| Parameters | Results | Units | PQL | MDL | DF | Prepared | Analyzed | CAS No. | Qual |
|---|---|---|---|---|---|---|---|---|---|
| **Field Data** | Analytical Method: | | | | | | | | |
| Field pH | **7.33** | Std. Units | | | 1 | | 11/09/11 09:58 | | |
| Field Temperature | **24.68** | deg C | | | 1 | | 11/09/11 09:58 | | |
| Appearance | **Color: None, Sheen: None** | | | | 1 | | 11/09/11 09:58 | | |
| Field Specific Conductance | **497** | umhos/cm | | | 1 | | 11/09/11 09:58 | | |
| Oxygen, Dissolved | **0.19** | mg/L | | | 1 | | 11/09/11 09:58 | 7782-44-7 | |
| REDOX | **74.0** | mV | | | 1 | | 11/09/11 09:58 | | |
| Turbidity | **0.59** | NTU | | | 1 | | 11/09/11 09:58 | | |
| Depth to Water | **8.23** | feet | | | 1 | | 11/09/11 09:58 | | |
| Water Level(NGVD) | **20.61** | feet | | | 1 | | 11/09/11 09:58 | | |
| **8011 GCS EDB and DBCP** | Analytical Method: EPA 8011 | Preparation Method: EPA 8011 | | | | | | | |
| 1,2-Dibromo-3-chloropropane | **0.0049U** | ug/L | 0.020 | 0.0049 | 1 | 11/10/11 12:00 | 11/10/11 18:47 | 96-12-8 | |
| 1,2-Dibromoethane (EDB) | **0.0062U** | ug/L | 0.010 | 0.0062 | 1 | 11/10/11 12:00 | 11/10/11 18:47 | 106-93-4 | |
| **6010 MET ICP** | Analytical Method: EPA 6010 | Preparation Method: EPA 3010 | | | | | | | |
| Arsenic | **5.0U** | ug/L | 10.0 | 5.0 | 1 | 11/10/11 11:41 | 11/12/11 19:39 | 7440-38-2 | |
| Barium | **56.5** | ug/L | 10.0 | 5.0 | 1 | 11/10/11 11:41 | 11/12/11 19:39 | 7440-39-3 | |
| Beryllium | **0.50U** | ug/L | 1.0 | 0.50 | 1 | 11/10/11 11:41 | 11/12/11 19:39 | 7440-41-7 | |
| Cadmium | **0.50U** | ug/L | 1.0 | 0.50 | 1 | 11/10/11 11:41 | 11/12/11 19:39 | 7440-43-9 | |
| Chromium | **2.5U** | ug/L | 5.0 | 2.5 | 1 | 11/10/11 11:41 | 11/12/11 19:39 | 7440-47-3 | |
| Cobalt | **5.0U** | ug/L | 10.0 | 5.0 | 1 | 11/10/11 11:41 | 11/12/11 19:39 | 7440-48-4 | |
| Copper | **2.5U** | ug/L | 5.0 | 2.5 | 1 | 11/10/11 11:41 | 11/12/11 19:39 | 7440-50-8 | |
| Iron | **3840** | ug/L | 40.0 | 20.0 | 1 | 11/10/11 11:41 | 11/12/11 19:39 | 7439-89-6 | |
| Lead | **5.0U** | ug/L | 10.0 | 5.0 | 1 | 11/10/11 11:41 | 11/12/11 19:39 | 7439-92-1 | |
| Nickel | **2.5U** | ug/L | 5.0 | 2.5 | 1 | 11/10/11 11:41 | 11/12/11 19:39 | 7440-02-0 | |
| Selenium | **7.5U** | ug/L | 15.0 | 7.5 | 1 | 11/10/11 11:41 | 11/12/11 19:39 | 7782-49-2 | |
| Silver | **2.5U** | ug/L | 5.0 | 2.5 | 1 | 11/10/11 11:41 | 11/12/11 19:39 | 7440-22-4 | |
| Sodium | **47.6** | mg/L | 1.0 | 0.50 | 1 | 11/10/11 11:41 | 11/12/11 19:39 | 7440-23-5 | |
| Vanadium | **5.0U** | ug/L | 10.0 | 5.0 | 1 | 11/10/11 11:41 | 11/12/11 19:39 | 7440-62-2 | |
| Zinc | **10.0U** | ug/L | 20.0 | 10.0 | 1 | 11/10/11 11:41 | 11/12/11 19:39 | 7440-66-6 | |
| **6020 MET ICPMS** | Analytical Method: EPA 6020 | Preparation Method: EPA 3010 | | | | | | | |
| Antimony | **0.50U** | ug/L | 1.0 | 0.50 | 1 | 11/10/11 11:41 | 11/11/11 08:29 | 7440-36-0 | |
| Thallium | **0.50U** | ug/L | 1.0 | 0.50 | 1 | 11/10/11 11:41 | 11/11/11 08:29 | 7440-28-0 | |
| **7470 Mercury** | Analytical Method: EPA 7470 | Preparation Method: EPA 7470 | | | | | | | |
| Mercury | **0.10U** | ug/L | 0.20 | 0.10 | 1 | 11/10/11 01:45 | 11/11/11 06:13 | 7439-97-6 | |
| **8260 MSV** | Analytical Method: EPA 8260 | | | | | | | | |
| Acetone | **5.0U** | ug/L | 10.0 | 5.0 | 1 | | 11/15/11 23:48 | 67-64-1 | |
| Acrylonitrile | **5.0U** | ug/L | 10.0 | 5.0 | 1 | | 11/15/11 23:48 | 107-13-1 | |
| Benzene | **0.50U** | ug/L | 1.0 | 0.50 | 1 | | 11/15/11 23:48 | 71-43-2 | |
| Bromochloromethane | **0.50U** | ug/L | 1.0 | 0.50 | 1 | | 11/15/11 23:48 | 74-97-5 | |

**Pace Analytical Services, Inc.**
8 East Tower Circle
Ormond Beach, FL 32174
(386)672-5668

# ANALYTICAL RESULTS

Project: Tomoka Semi-annual LF
Pace Project No.: 3542752

**Sample: B60 DUP** **Lab ID: 3542752003** Collected: 11/09/11 09:58 Received: 11/09/11 16:30 Matrix: Water

| Parameters | Results | Units | PQL | MDL | DF | Prepared | Analyzed | CAS No. | Qual |
|---|---|---|---|---|---|---|---|---|---|
| **8260 MSV** | Analytical Method: EPA 8260 | | | | | | | | |
| Bromodichloromethane | **0.27U** | ug/L | 0.60 | 0.27 | 1 | | 11/15/11 23:48 | 75-27-4 | |
| Bromoform | **0.50U** | ug/L | 1.0 | 0.50 | 1 | | 11/15/11 23:48 | 75-25-2 | |
| Bromomethane | **0.50U** | ug/L | 1.0 | 0.50 | 1 | | 11/15/11 23:48 | 74-83-9 | |
| 2-Butanone (MEK) | **5.0U** | ug/L | 10.0 | 5.0 | 1 | | 11/15/11 23:48 | 78-93-3 | |
| Carbon disulfide | **5.0U** | ug/L | 10.0 | 5.0 | 1 | | 11/15/11 23:48 | 75-15-0 | |
| Carbon tetrachloride | **0.50U** | ug/L | 1.0 | 0.50 | 1 | | 11/15/11 23:48 | 56-23-5 | |
| Chlorobenzene | **0.50U** | ug/L | 1.0 | 0.50 | 1 | | 11/15/11 23:48 | 108-90-7 | |
| Chloroethane | **0.50U** | ug/L | 1.0 | 0.50 | 1 | | 11/15/11 23:48 | 75-00-3 | |
| Chloroform | **0.50U** | ug/L | 1.0 | 0.50 | 1 | | 11/15/11 23:48 | 67-66-3 | |
| Chloromethane | **0.62U** | ug/L | 1.0 | 0.62 | 1 | | 11/15/11 23:48 | 74-87-3 | |
| Dibromochloromethane | **0.26U** | ug/L | 0.50 | 0.26 | 1 | | 11/15/11 23:48 | 124-48-1 | |
| Dibromomethane | **0.50U** | ug/L | 1.0 | 0.50 | 1 | | 11/15/11 23:48 | 74-95-3 | |
| 1,2-Dichlorobenzene | **0.50U** | ug/L | 1.0 | 0.50 | 1 | | 11/15/11 23:48 | 95-50-1 | |
| 1,4-Dichlorobenzene | **0.50U** | ug/L | 1.0 | 0.50 | 1 | | 11/15/11 23:48 | 106-46-7 | |
| trans-1,4-Dichloro-2-butene | **5.0U** | ug/L | 10.0 | 5.0 | 1 | | 11/15/11 23:48 | 110-57-6 | |
| 1,1-Dichloroethane | **0.50U** | ug/L | 1.0 | 0.50 | 1 | | 11/15/11 23:48 | 75-34-3 | |
| 1,2-Dichloroethane | **0.50U** | ug/L | 1.0 | 0.50 | 1 | | 11/15/11 23:48 | 107-06-2 | |
| 1,1-Dichloroethene | **0.50U** | ug/L | 1.0 | 0.50 | 1 | | 11/15/11 23:48 | 75-35-4 | |
| cis-1,2-Dichloroethene | **0.50U** | ug/L | 1.0 | 0.50 | 1 | | 11/15/11 23:48 | 156-59-2 | |
| trans-1,2-Dichloroethene | **0.50U** | ug/L | 1.0 | 0.50 | 1 | | 11/15/11 23:48 | 156-60-5 | |
| 1,2-Dichloropropane | **0.50U** | ug/L | 1.0 | 0.50 | 1 | | 11/15/11 23:48 | 78-87-5 | |
| cis-1,3-Dichloropropene | **0.25U** | ug/L | 0.50 | 0.25 | 1 | | 11/15/11 23:48 | 10061-01-5 | |
| trans-1,3-Dichloropropene | **0.25U** | ug/L | 0.50 | 0.25 | 1 | | 11/15/11 23:48 | 10061-02-6 | |
| Ethylbenzene | **0.50U** | ug/L | 1.0 | 0.50 | 1 | | 11/15/11 23:48 | 100-41-4 | |
| 2-Hexanone | **5.0U** | ug/L | 10.0 | 5.0 | 1 | | 11/15/11 23:48 | 591-78-6 | |
| Iodomethane | **0.50U** | ug/L | 1.0 | 0.50 | 1 | | 11/15/11 23:48 | 74-88-4 | |
| Methylene Chloride | **2.5U** | ug/L | 5.0 | 2.5 | 1 | | 11/15/11 23:48 | 75-09-2 | |
| 4-Methyl-2-pentanone (MIBK) | **5.0U** | ug/L | 10.0 | 5.0 | 1 | | 11/15/11 23:48 | 108-10-1 | |
| Styrene | **0.50U** | ug/L | 1.0 | 0.50 | 1 | | 11/15/11 23:48 | 100-42-5 | |
| 1,1,1,2-Tetrachloroethane | **0.50U** | ug/L | 1.0 | 0.50 | 1 | | 11/15/11 23:48 | 630-20-6 | |
| 1,1,2,2-Tetrachloroethane | **0.12U** | ug/L | 0.50 | 0.12 | 1 | | 11/15/11 23:48 | 79-34-5 | |
| Tetrachloroethene | **0.50U** | ug/L | 1.0 | 0.50 | 1 | | 11/15/11 23:48 | 127-18-4 | |
| Toluene | **0.50U** | ug/L | 1.0 | 0.50 | 1 | | 11/15/11 23:48 | 108-88-3 | |
| 1,1,1-Trichloroethane | **0.50U** | ug/L | 1.0 | 0.50 | 1 | | 11/15/11 23:48 | 71-55-6 | |
| 1,1,2-Trichloroethane | **0.50U** | ug/L | 1.0 | 0.50 | 1 | | 11/15/11 23:48 | 79-00-5 | |
| Trichloroethene | **0.50U** | ug/L | 1.0 | 0.50 | 1 | | 11/15/11 23:48 | 79-01-6 | |
| Trichlorofluoromethane | **0.50U** | ug/L | 1.0 | 0.50 | 1 | | 11/15/11 23:48 | 75-69-4 | |
| 1,2,3-Trichloropropane | **0.36U** | ug/L | 0.50 | 0.36 | 1 | | 11/15/11 23:48 | 96-18-4 | |
| Vinyl acetate | **1.0U** | ug/L | 2.0 | 1.0 | 1 | | 11/15/11 23:48 | 108-05-4 | |
| Vinyl chloride | **0.50U** | ug/L | 1.0 | 0.50 | 1 | | 11/15/11 23:48 | 75-01-4 | |
| Xylene (Total) | **0.50U** | ug/L | 1.0 | 0.50 | 1 | | 11/15/11 23:48 | 1330-20-7 | |
| ***Surrogates*** | | | | | | | | | |
| 4-Bromofluorobenzene (S) | 102 | % | 70-114 | | 1 | | 11/15/11 23:48 | 460-00-4 | |
| Dibromofluoromethane (S) | 103 | % | 88-117 | | 1 | | 11/15/11 23:48 | 1868-53-7 | |
| 1,2-Dichloroethane-d4 (S) | 101 | % | 86-125 | | 1 | | 11/15/11 23:48 | 17060-07-0 | |
| Toluene-d8 (S) | 100 | % | 87-113 | | 1 | | 11/15/11 23:48 | 2037-26-5 | |

**Pace Analytical Services, Inc.**
8 East Tower Circle
Ormond Beach, FL 32174
(386)672-5668

# ANALYTICAL RESULTS

Project: Tomoka Semi-annual LF
Pace Project No.: 3542752

**Sample: B60 DUP** **Lab ID: 3542752003** Collected: 11/09/11 09:58 Received: 11/09/11 16:30 Matrix: Water

| Parameters | Results | Units | PQL | MDL | DF | Prepared | Analyzed | CAS No. | Qual |
|---|---|---|---|---|---|---|---|---|---|
| **2540C Total Dissolved Solids** | Analytical Method: SM 2540C | | | | | | | | |
| Total Dissolved Solids | **298** | mg/L | 5.0 | 5.0 | 1 | | 11/11/11 12:33 | | |
| **300.0 IC Anions** | Analytical Method: EPA 300.0 | | | | | | | | |
| Nitrate as N | **0.025U** | mg/L | 0.050 | 0.025 | 1 | | 11/10/11 10:58 | 14797-55-8 | |
| **300.0 IC Anions 28 Days** | Analytical Method: EPA 300.0 | | | | | | | | |
| Chloride | **57.4** | mg/L | 5.0 | 2.5 | 1 | | 11/10/11 10:58 | 16887-00-6 | |
| Sulfate | **2.9 I** | mg/L | 5.0 | 2.5 | 1 | | 11/10/11 10:58 | 14808-79-8 | |
| **350.1 Ammonia** | Analytical Method: EPA 350.1 | | | | | | | | |
| Nitrogen, Ammonia | **0.75** | mg/L | 0.050 | 0.020 | 1 | | 11/16/11 07:59 | 7664-41-7 | |

**Pace Analytical Services, Inc.**
8 East Tower Circle
Ormond Beach, FL 32174
(386)672-5668

# ANALYTICAL RESULTS

Project: Tomoka Semi-annual LF
Pace Project No.: 3542752

**Sample: B68** **Lab ID: 3542752004** Collected: 11/09/11 10:18 Received: 11/09/11 16:30 Matrix: Water

| Parameters | Results | Units | PQL | MDL | DF | Prepared | Analyzed | CAS No. | Qual |
|---|---|---|---|---|---|---|---|---|---|
| **Field Data** | Analytical Method: | | | | | | | | |
| Field pH | **5.81** | Std. Units | | | 1 | | 11/09/11 10:18 | | |
| Field Temperature | **24.30** | deg C | | | 1 | | 11/09/11 10:18 | | |
| Appearance | **Color: None, Sheen: None** | | | | 1 | | 11/09/11 10:18 | | |
| Field Specific Conductance | **657** | umhos/cm | | | 1 | | 11/09/11 10:18 | | |
| Oxygen, Dissolved | **0.24** | mg/L | | | 1 | | 11/09/11 10:18 | 7782-44-7 | |
| REDOX | **20.4** | mV | | | 1 | | 11/09/11 10:18 | | |
| Turbidity | **0.60** | NTU | | | 1 | | 11/09/11 10:18 | | |
| Depth to Water | **6.92** | feet | | | 1 | | 11/09/11 10:18 | | |
| Water Level(NGVD) | **22.81** | feet | | | 1 | | 11/09/11 10:18 | | |
| **8011 GCS EDB and DBCP** | Analytical Method: EPA 8011 | Preparation Method: EPA 8011 | | | | | | | |
| 1,2-Dibromo-3-chloropropane | **0.0050U** | ug/L | 0.020 | 0.0050 | 1 | 11/10/11 12:00 | 11/10/11 19:02 | 96-12-8 | |
| 1,2-Dibromoethane (EDB) | **0.0063U** | ug/L | 0.010 | 0.0063 | 1 | 11/10/11 12:00 | 11/10/11 19:02 | 106-93-4 | |
| **6010 MET ICP** | Analytical Method: EPA 6010 | Preparation Method: EPA 3010 | | | | | | | |
| Arsenic | **5.0U** | ug/L | 10.0 | 5.0 | 1 | 11/10/11 11:41 | 11/12/11 19:43 | 7440-38-2 | |
| Barium | **98.0** | ug/L | 10.0 | 5.0 | 1 | 11/10/11 11:41 | 11/12/11 19:43 | 7440-39-3 | |
| Beryllium | **0.50U** | ug/L | 1.0 | 0.50 | 1 | 11/10/11 11:41 | 11/12/11 19:43 | 7440-41-7 | |
| Cadmium | **0.50U** | ug/L | 1.0 | 0.50 | 1 | 11/10/11 11:41 | 11/12/11 19:43 | 7440-43-9 | |
| Chromium | **2.5U** | ug/L | 5.0 | 2.5 | 1 | 11/10/11 11:41 | 11/12/11 19:43 | 7440-47-3 | |
| Cobalt | **5.0U** | ug/L | 10.0 | 5.0 | 1 | 11/10/11 11:41 | 11/12/11 19:43 | 7440-48-4 | |
| Copper | **2.5U** | ug/L | 5.0 | 2.5 | 1 | 11/10/11 11:41 | 11/12/11 19:43 | 7440-50-8 | |
| Iron | **21400** | ug/L | 40.0 | 20.0 | 1 | 11/10/11 11:41 | 11/12/11 19:43 | 7439-89-6 | |
| Lead | **5.0U** | ug/L | 10.0 | 5.0 | 1 | 11/10/11 11:41 | 11/12/11 19:43 | 7439-92-1 | |
| Nickel | **2.5U** | ug/L | 5.0 | 2.5 | 1 | 11/10/11 11:41 | 11/12/11 19:43 | 7440-02-0 | |
| Selenium | **7.5U** | ug/L | 15.0 | 7.5 | 1 | 11/10/11 11:41 | 11/12/11 19:43 | 7782-49-2 | |
| Silver | **2.5U** | ug/L | 5.0 | 2.5 | 1 | 11/10/11 11:41 | 11/12/11 19:43 | 7440-22-4 | |
| Sodium | **23.0** | mg/L | 1.0 | 0.50 | 1 | 11/10/11 11:41 | 11/12/11 19:43 | 7440-23-5 | |
| Vanadium | **5.0U** | ug/L | 10.0 | 5.0 | 1 | 11/10/11 11:41 | 11/12/11 19:43 | 7440-62-2 | |
| Zinc | **10.0U** | ug/L | 20.0 | 10.0 | 1 | 11/10/11 11:41 | 11/12/11 19:43 | 7440-66-6 | |
| **6020 MET ICPMS** | Analytical Method: EPA 6020 | Preparation Method: EPA 3010 | | | | | | | |
| Antimony | **0.50U** | ug/L | 1.0 | 0.50 | 1 | 11/10/11 11:41 | 11/11/11 08:32 | 7440-36-0 | |
| Thallium | **0.50U** | ug/L | 1.0 | 0.50 | 1 | 11/10/11 11:41 | 11/11/11 08:32 | 7440-28-0 | |
| **7470 Mercury** | Analytical Method: EPA 7470 | Preparation Method: EPA 7470 | | | | | | | |
| Mercury | **0.10U** | ug/L | 0.20 | 0.10 | 1 | 11/10/11 01:45 | 11/11/11 06:16 | 7439-97-6 | |
| **8260 MSV** | Analytical Method: EPA 8260 | | | | | | | | |
| Acetone | **5.0U** | ug/L | 10.0 | 5.0 | 1 | | 11/16/11 00:12 | 67-64-1 | |
| Acrylonitrile | **5.0U** | ug/L | 10.0 | 5.0 | 1 | | 11/16/11 00:12 | 107-13-1 | |
| Benzene | **0.50U** | ug/L | 1.0 | 0.50 | 1 | | 11/16/11 00:12 | 71-43-2 | |
| Bromochloromethane | **0.50U** | ug/L | 1.0 | 0.50 | 1 | | 11/16/11 00:12 | 74-97-5 | |

**Pace Analytical Services, Inc.**
8 East Tower Circle
Ormond Beach, FL 32174
(386)672-5668

# ANALYTICAL RESULTS

Project: Tomoka Semi-annual LF
Pace Project No.: 3542752

**Sample: B68** **Lab ID: 3542752004** Collected: 11/09/11 10:18 Received: 11/09/11 16:30 Matrix: Water

| Parameters | Results | Units | PQL | MDL | DF | Prepared | Analyzed | CAS No. | Qual |
|---|---|---|---|---|---|---|---|---|---|
| **8260 MSV** | Analytical Method: EPA 8260 | | | | | | | | |
| Bromodichloromethane | **0.27U** | ug/L | 0.60 | 0.27 | 1 | | 11/16/11 00:12 | 75-27-4 | |
| Bromoform | **0.50U** | ug/L | 1.0 | 0.50 | 1 | | 11/16/11 00:12 | 75-25-2 | |
| Bromomethane | **0.50U** | ug/L | 1.0 | 0.50 | 1 | | 11/16/11 00:12 | 74-83-9 | |
| 2-Butanone (MEK) | **5.0U** | ug/L | 10.0 | 5.0 | 1 | | 11/16/11 00:12 | 78-93-3 | |
| Carbon disulfide | **5.0U** | ug/L | 10.0 | 5.0 | 1 | | 11/16/11 00:12 | 75-15-0 | |
| Carbon tetrachloride | **0.50U** | ug/L | 1.0 | 0.50 | 1 | | 11/16/11 00:12 | 56-23-5 | |
| Chlorobenzene | **0.50U** | ug/L | 1.0 | 0.50 | 1 | | 11/16/11 00:12 | 108-90-7 | |
| Chloroethane | **0.50U** | ug/L | 1.0 | 0.50 | 1 | | 11/16/11 00:12 | 75-00-3 | |
| Chloroform | **0.50U** | ug/L | 1.0 | 0.50 | 1 | | 11/16/11 00:12 | 67-66-3 | |
| Chloromethane | **0.62U** | ug/L | 1.0 | 0.62 | 1 | | 11/16/11 00:12 | 74-87-3 | |
| Dibromochloromethane | **0.26U** | ug/L | 0.50 | 0.26 | 1 | | 11/16/11 00:12 | 124-48-1 | |
| Dibromomethane | **0.50U** | ug/L | 1.0 | 0.50 | 1 | | 11/16/11 00:12 | 74-95-3 | |
| 1,2-Dichlorobenzene | **0.50U** | ug/L | 1.0 | 0.50 | 1 | | 11/16/11 00:12 | 95-50-1 | |
| 1,4-Dichlorobenzene | **0.50U** | ug/L | 1.0 | 0.50 | 1 | | 11/16/11 00:12 | 106-46-7 | |
| trans-1,4-Dichloro-2-butene | **5.0U** | ug/L | 10.0 | 5.0 | 1 | | 11/16/11 00:12 | 110-57-6 | |
| 1,1-Dichloroethane | **0.50U** | ug/L | 1.0 | 0.50 | 1 | | 11/16/11 00:12 | 75-34-3 | |
| 1,2-Dichloroethane | **0.50U** | ug/L | 1.0 | 0.50 | 1 | | 11/16/11 00:12 | 107-06-2 | |
| 1,1-Dichloroethene | **0.50U** | ug/L | 1.0 | 0.50 | 1 | | 11/16/11 00:12 | 75-35-4 | |
| cis-1,2-Dichloroethene | **0.50U** | ug/L | 1.0 | 0.50 | 1 | | 11/16/11 00:12 | 156-59-2 | |
| trans-1,2-Dichloroethene | **0.50U** | ug/L | 1.0 | 0.50 | 1 | | 11/16/11 00:12 | 156-60-5 | |
| 1,2-Dichloropropane | **0.50U** | ug/L | 1.0 | 0.50 | 1 | | 11/16/11 00:12 | 78-87-5 | |
| cis-1,3-Dichloropropene | **0.25U** | ug/L | 0.50 | 0.25 | 1 | | 11/16/11 00:12 | 10061-01-5 | |
| trans-1,3-Dichloropropene | **0.25U** | ug/L | 0.50 | 0.25 | 1 | | 11/16/11 00:12 | 10061-02-6 | |
| Ethylbenzene | **0.50U** | ug/L | 1.0 | 0.50 | 1 | | 11/16/11 00:12 | 100-41-4 | |
| 2-Hexanone | **5.0U** | ug/L | 10.0 | 5.0 | 1 | | 11/16/11 00:12 | 591-78-6 | |
| Iodomethane | **0.50U** | ug/L | 1.0 | 0.50 | 1 | | 11/16/11 00:12 | 74-88-4 | |
| Methylene Chloride | **2.5U** | ug/L | 5.0 | 2.5 | 1 | | 11/16/11 00:12 | 75-09-2 | |
| 4-Methyl-2-pentanone (MIBK) | **5.0U** | ug/L | 10.0 | 5.0 | 1 | | 11/16/11 00:12 | 108-10-1 | |
| Styrene | **0.50U** | ug/L | 1.0 | 0.50 | 1 | | 11/16/11 00:12 | 100-42-5 | |
| 1,1,1,2-Tetrachloroethane | **0.50U** | ug/L | 1.0 | 0.50 | 1 | | 11/16/11 00:12 | 630-20-6 | |
| 1,1,2,2-Tetrachloroethane | **0.12U** | ug/L | 0.50 | 0.12 | 1 | | 11/16/11 00:12 | 79-34-5 | |
| Tetrachloroethene | **0.50U** | ug/L | 1.0 | 0.50 | 1 | | 11/16/11 00:12 | 127-18-4 | |
| Toluene | **0.50U** | ug/L | 1.0 | 0.50 | 1 | | 11/16/11 00:12 | 108-88-3 | |
| 1,1,1-Trichloroethane | **0.50U** | ug/L | 1.0 | 0.50 | 1 | | 11/16/11 00:12 | 71-55-6 | |
| 1,1,2-Trichloroethane | **0.50U** | ug/L | 1.0 | 0.50 | 1 | | 11/16/11 00:12 | 79-00-5 | |
| Trichloroethene | **0.50U** | ug/L | 1.0 | 0.50 | 1 | | 11/16/11 00:12 | 79-01-6 | |
| Trichlorofluoromethane | **0.50U** | ug/L | 1.0 | 0.50 | 1 | | 11/16/11 00:12 | 75-69-4 | |
| 1,2,3-Trichloropropane | **0.36U** | ug/L | 0.50 | 0.36 | 1 | | 11/16/11 00:12 | 96-18-4 | |
| Vinyl acetate | **1.0U** | ug/L | 2.0 | 1.0 | 1 | | 11/16/11 00:12 | 108-05-4 | |
| Vinyl chloride | **0.50U** | ug/L | 1.0 | 0.50 | 1 | | 11/16/11 00:12 | 75-01-4 | |
| Xylene (Total) | **0.50U** | ug/L | 1.0 | 0.50 | 1 | | 11/16/11 00:12 | 1330-20-7 | |
| ***Surrogates*** | | | | | | | | | |
| 4-Bromofluorobenzene (S) | 101 | % | 70-114 | | 1 | | 11/16/11 00:12 | 460-00-4 | |
| Dibromofluoromethane (S) | 103 | % | 88-117 | | 1 | | 11/16/11 00:12 | 1868-53-7 | |
| 1,2-Dichloroethane-d4 (S) | 101 | % | 86-125 | | 1 | | 11/16/11 00:12 | 17060-07-0 | |
| Toluene-d8 (S) | 102 | % | 87-113 | | 1 | | 11/16/11 00:12 | 2037-26-5 | |

**Pace Analytical Services, Inc.**
8 East Tower Circle
Ormond Beach, FL 32174
(386)672-5668

# ANALYTICAL RESULTS

Project: Tomoka Semi-annual LF
Pace Project No.: 3542752

**Sample: B68** **Lab ID: 3542752004** Collected: 11/09/11 10:18 Received: 11/09/11 16:30 Matrix: Water

| Parameters | Results | Units | PQL | MDL | DF | Prepared | Analyzed | CAS No. | Qual |
|---|---|---|---|---|---|---|---|---|---|
| **2540C Total Dissolved Solids** | Analytical Method: SM 2540C | | | | | | | | |
| Total Dissolved Solids | **463** | mg/L | 5.0 | 5.0 | 1 | | 11/11/11 12:34 | | |
| **300.0 IC Anions** | Analytical Method: EPA 300.0 | | | | | | | | |
| Nitrate as N | **0.025U** | mg/L | 0.050 | 0.025 | 1 | | 11/10/11 11:10 | 14797-55-8 | |
| **300.0 IC Anions 28 Days** | Analytical Method: EPA 300.0 | | | | | | | | |
| Chloride | **38.1** | mg/L | 5.0 | 2.5 | 1 | | 11/10/11 11:10 | 16887-00-6 | |
| Sulfate | **2.5U** | mg/L | 5.0 | 2.5 | 1 | | 11/10/11 11:10 | 14808-79-8 | |
| **350.1 Ammonia** | Analytical Method: EPA 350.1 | | | | | | | | |
| Nitrogen, Ammonia | **0.89** | mg/L | 0.050 | 0.020 | 1 | | 11/16/11 08:00 | 7664-41-7 | |

**Pace Analytical Services, Inc.**
8 East Tower Circle
Ormond Beach, FL 32174
(386)672-5668

# ANALYTICAL RESULTS

Project: Tomoka Semi-annual LF
Pace Project No.: 3542752

**Sample: B11** **Lab ID: 3542752005** Collected: 11/09/11 10:51 Received: 11/09/11 16:30 Matrix: Water

| Parameters | Results | Units | PQL | MDL | DF | Prepared | Analyzed | CAS No. | Qual |
|---|---|---|---|---|---|---|---|---|---|
| **Field Data** | Analytical Method: | | | | | | | | |
| Field pH | **6.91** | Std. Units | | | 1 | | 11/09/11 10:51 | | |
| Field Temperature | **25.88** | deg C | | | 1 | | 11/09/11 10:51 | | |
| Appearance | **Color: None, Sheen: None** | | | | 1 | | 11/09/11 10:51 | | |
| Field Specific Conductance | **182** | umhos/cm | | | 1 | | 11/09/11 10:51 | | |
| Oxygen, Dissolved | **0.17** | mg/L | | | 1 | | 11/09/11 10:51 | 7782-44-7 | |
| REDOX | **38.2** | mV | | | 1 | | 11/09/11 10:51 | | |
| Turbidity | **1.71** | NTU | | | 1 | | 11/09/11 10:51 | | |
| Depth to Water | **4.62** | feet | | | 1 | | 11/09/11 10:51 | | |
| Water Level(NGVD) | **26.01** | feet | | | 1 | | 11/09/11 10:51 | | |
| **8011 GCS EDB and DBCP** | Analytical Method: EPA 8011 | Preparation Method: EPA 8011 | | | | | | | |
| 1,2-Dibromo-3-chloropropane | **0.0050U** | ug/L | 0.020 | 0.0050 | 1 | 11/10/11 12:00 | 11/10/11 19:18 | 96-12-8 | |
| 1,2-Dibromoethane (EDB) | **0.0063U** | ug/L | 0.010 | 0.0063 | 1 | 11/10/11 12:00 | 11/10/11 19:18 | 106-93-4 | |
| **6010 MET ICP** | Analytical Method: EPA 6010 | Preparation Method: EPA 3010 | | | | | | | |
| Arsenic | **5.0U** | ug/L | 10.0 | 5.0 | 1 | 11/10/11 11:41 | 11/12/11 19:48 | 7440-38-2 | |
| Barium | **51.0** | ug/L | 10.0 | 5.0 | 1 | 11/10/11 11:41 | 11/12/11 19:48 | 7440-39-3 | |
| Beryllium | **0.50U** | ug/L | 1.0 | 0.50 | 1 | 11/10/11 11:41 | 11/12/11 19:48 | 7440-41-7 | |
| Cadmium | **0.50U** | ug/L | 1.0 | 0.50 | 1 | 11/10/11 11:41 | 11/12/11 19:48 | 7440-43-9 | |
| Chromium | **3.8 I** | ug/L | 5.0 | 2.5 | 1 | 11/10/11 11:41 | 11/12/11 19:48 | 7440-47-3 | |
| Cobalt | **5.0U** | ug/L | 10.0 | 5.0 | 1 | 11/10/11 11:41 | 11/12/11 19:48 | 7440-48-4 | |
| Copper | **2.5U** | ug/L | 5.0 | 2.5 | 1 | 11/10/11 11:41 | 11/12/11 19:48 | 7440-50-8 | |
| Iron | **2550** | ug/L | 40.0 | 20.0 | 1 | 11/10/11 11:41 | 11/12/11 19:48 | 7439-89-6 | |
| Lead | **5.0U** | ug/L | 10.0 | 5.0 | 1 | 11/10/11 11:41 | 11/12/11 19:48 | 7439-92-1 | |
| Nickel | **2.5U** | ug/L | 5.0 | 2.5 | 1 | 11/10/11 11:41 | 11/12/11 19:48 | 7440-02-0 | |
| Selenium | **7.5U** | ug/L | 15.0 | 7.5 | 1 | 11/10/11 11:41 | 11/12/11 19:48 | 7782-49-2 | J(M1) |
| Silver | **2.5U** | ug/L | 5.0 | 2.5 | 1 | 11/10/11 11:41 | 11/12/11 19:48 | 7440-22-4 | |
| Sodium | **6.6** | mg/L | 1.0 | 0.50 | 1 | 11/10/11 11:41 | 11/12/11 19:48 | 7440-23-5 | |
| Vanadium | **16.0** | ug/L | 10.0 | 5.0 | 1 | 11/10/11 11:41 | 11/12/11 19:48 | 7440-62-2 | |
| Zinc | **10.0U** | ug/L | 20.0 | 10.0 | 1 | 11/10/11 11:41 | 11/12/11 19:48 | 7440-66-6 | |
| **6020 MET ICPMS** | Analytical Method: EPA 6020 | Preparation Method: EPA 3010 | | | | | | | |
| Antimony | **0.50U** | ug/L | 1.0 | 0.50 | 1 | 11/10/11 11:41 | 11/11/11 08:41 | 7440-36-0 | |
| Thallium | **0.50U** | ug/L | 1.0 | 0.50 | 1 | 11/10/11 11:41 | 11/11/11 08:41 | 7440-28-0 | |
| **7470 Mercury** | Analytical Method: EPA 7470 | Preparation Method: EPA 7470 | | | | | | | |
| Mercury | **0.10U** | ug/L | 0.20 | 0.10 | 1 | 11/10/11 01:45 | 11/11/11 06:19 | 7439-97-6 | |
| **8260 MSV** | Analytical Method: EPA 8260 | | | | | | | | |
| Acetone | **5.0U** | ug/L | 10.0 | 5.0 | 1 | | 11/16/11 03:05 | 67-64-1 | |
| Acrylonitrile | **5.0U** | ug/L | 10.0 | 5.0 | 1 | | 11/16/11 03:05 | 107-13-1 | |
| Benzene | **0.50U** | ug/L | 1.0 | 0.50 | 1 | | 11/16/11 03:05 | 71-43-2 | |
| Bromochloromethane | **0.50U** | ug/L | 1.0 | 0.50 | 1 | | 11/16/11 03:05 | 74-97-5 | |

**Pace Analytical Services, Inc.**
8 East Tower Circle
Ormond Beach, FL 32174
(386)672-5668

# ANALYTICAL RESULTS

Project: Tomoka Semi-annual LF
Pace Project No.: 3542752

**Sample: B11** **Lab ID: 3542752005** Collected: 11/09/11 10:51 Received: 11/09/11 16:30 Matrix: Water

| Parameters | Results | Units | PQL | MDL | DF | Prepared | Analyzed | CAS No. | Qual |
|---|---|---|---|---|---|---|---|---|---|
| **8260 MSV** | Analytical Method: EPA 8260 | | | | | | | | |
| Bromodichloromethane | **0.27U** | ug/L | 0.60 | 0.27 | 1 | | 11/16/11 03:05 | 75-27-4 | |
| Bromoform | **0.50U** | ug/L | 1.0 | 0.50 | 1 | | 11/16/11 03:05 | 75-25-2 | |
| Bromomethane | **0.50U** | ug/L | 1.0 | 0.50 | 1 | | 11/16/11 03:05 | 74-83-9 | |
| 2-Butanone (MEK) | **5.0U** | ug/L | 10.0 | 5.0 | 1 | | 11/16/11 03:05 | 78-93-3 | |
| Carbon disulfide | **5.0U** | ug/L | 10.0 | 5.0 | 1 | | 11/16/11 03:05 | 75-15-0 | |
| Carbon tetrachloride | **0.50U** | ug/L | 1.0 | 0.50 | 1 | | 11/16/11 03:05 | 56-23-5 | |
| Chlorobenzene | **0.50U** | ug/L | 1.0 | 0.50 | 1 | | 11/16/11 03:05 | 108-90-7 | |
| Chloroethane | **0.50U** | ug/L | 1.0 | 0.50 | 1 | | 11/16/11 03:05 | 75-00-3 | |
| Chloroform | **0.50U** | ug/L | 1.0 | 0.50 | 1 | | 11/16/11 03:05 | 67-66-3 | |
| Chloromethane | **0.62U** | ug/L | 1.0 | 0.62 | 1 | | 11/16/11 03:05 | 74-87-3 | |
| Dibromochloromethane | **0.26U** | ug/L | 0.50 | 0.26 | 1 | | 11/16/11 03:05 | 124-48-1 | |
| Dibromomethane | **0.50U** | ug/L | 1.0 | 0.50 | 1 | | 11/16/11 03:05 | 74-95-3 | |
| 1,2-Dichlorobenzene | **0.50U** | ug/L | 1.0 | 0.50 | 1 | | 11/16/11 03:05 | 95-50-1 | |
| 1,4-Dichlorobenzene | **0.50U** | ug/L | 1.0 | 0.50 | 1 | | 11/16/11 03:05 | 106-46-7 | |
| trans-1,4-Dichloro-2-butene | **5.0U** | ug/L | 10.0 | 5.0 | 1 | | 11/16/11 03:05 | 110-57-6 | |
| 1,1-Dichloroethane | **0.50U** | ug/L | 1.0 | 0.50 | 1 | | 11/16/11 03:05 | 75-34-3 | |
| 1,2-Dichloroethane | **0.50U** | ug/L | 1.0 | 0.50 | 1 | | 11/16/11 03:05 | 107-06-2 | |
| 1,1-Dichloroethene | **0.50U** | ug/L | 1.0 | 0.50 | 1 | | 11/16/11 03:05 | 75-35-4 | |
| cis-1,2-Dichloroethene | **0.50U** | ug/L | 1.0 | 0.50 | 1 | | 11/16/11 03:05 | 156-59-2 | |
| trans-1,2-Dichloroethene | **0.50U** | ug/L | 1.0 | 0.50 | 1 | | 11/16/11 03:05 | 156-60-5 | |
| 1,2-Dichloropropane | **0.50U** | ug/L | 1.0 | 0.50 | 1 | | 11/16/11 03:05 | 78-87-5 | |
| cis-1,3-Dichloropropene | **0.25U** | ug/L | 0.50 | 0.25 | 1 | | 11/16/11 03:05 | 10061-01-5 | |
| trans-1,3-Dichloropropene | **0.25U** | ug/L | 0.50 | 0.25 | 1 | | 11/16/11 03:05 | 10061-02-6 | |
| Ethylbenzene | **0.50U** | ug/L | 1.0 | 0.50 | 1 | | 11/16/11 03:05 | 100-41-4 | |
| 2-Hexanone | **5.0U** | ug/L | 10.0 | 5.0 | 1 | | 11/16/11 03:05 | 591-78-6 | |
| Iodomethane | **0.50U** | ug/L | 1.0 | 0.50 | 1 | | 11/16/11 03:05 | 74-88-4 | |
| Methylene Chloride | **2.5U** | ug/L | 5.0 | 2.5 | 1 | | 11/16/11 03:05 | 75-09-2 | |
| 4-Methyl-2-pentanone (MIBK) | **5.0U** | ug/L | 10.0 | 5.0 | 1 | | 11/16/11 03:05 | 108-10-1 | |
| Styrene | **0.50U** | ug/L | 1.0 | 0.50 | 1 | | 11/16/11 03:05 | 100-42-5 | |
| 1,1,1,2-Tetrachloroethane | **0.50U** | ug/L | 1.0 | 0.50 | 1 | | 11/16/11 03:05 | 630-20-6 | |
| 1,1,2,2-Tetrachloroethane | **0.12U** | ug/L | 0.50 | 0.12 | 1 | | 11/16/11 03:05 | 79-34-5 | |
| Tetrachloroethene | **0.50U** | ug/L | 1.0 | 0.50 | 1 | | 11/16/11 03:05 | 127-18-4 | |
| Toluene | **0.50U** | ug/L | 1.0 | 0.50 | 1 | | 11/16/11 03:05 | 108-88-3 | |
| 1,1,1-Trichloroethane | **0.50U** | ug/L | 1.0 | 0.50 | 1 | | 11/16/11 03:05 | 71-55-6 | |
| 1,1,2-Trichloroethane | **0.50U** | ug/L | 1.0 | 0.50 | 1 | | 11/16/11 03:05 | 79-00-5 | |
| Trichloroethene | **0.50U** | ug/L | 1.0 | 0.50 | 1 | | 11/16/11 03:05 | 79-01-6 | |
| Trichlorofluoromethane | **0.50U** | ug/L | 1.0 | 0.50 | 1 | | 11/16/11 03:05 | 75-69-4 | |
| 1,2,3-Trichloropropane | **0.36U** | ug/L | 0.50 | 0.36 | 1 | | 11/16/11 03:05 | 96-18-4 | |
| Vinyl acetate | **1.0U** | ug/L | 2.0 | 1.0 | 1 | | 11/16/11 03:05 | 108-05-4 | |
| Vinyl chloride | **0.50U** | ug/L | 1.0 | 0.50 | 1 | | 11/16/11 03:05 | 75-01-4 | |
| Xylene (Total) | **0.50U** | ug/L | 1.0 | 0.50 | 1 | | 11/16/11 03:05 | 1330-20-7 | |
| ***Surrogates*** | | | | | | | | | |
| 4-Bromofluorobenzene (S) | 102 | % | 70-114 | | 1 | | 11/16/11 03:05 | 460-00-4 | |
| Dibromofluoromethane (S) | 101 | % | 88-117 | | 1 | | 11/16/11 03:05 | 1868-53-7 | |
| 1,2-Dichloroethane-d4 (S) | 100 | % | 86-125 | | 1 | | 11/16/11 03:05 | 17060-07-0 | |
| Toluene-d8 (S) | 99 | % | 87-113 | | 1 | | 11/16/11 03:05 | 2037-26-5 | |

**Pace Analytical Services, Inc.**
8 East Tower Circle
Ormond Beach, FL 32174
(386)672-5668

# ANALYTICAL RESULTS

Project: Tomoka Semi-annual LF
Pace Project No.: 3542752

**Sample: B11** **Lab ID: 3542752005** Collected: 11/09/11 10:51 Received: 11/09/11 16:30 Matrix: Water

| Parameters | Results | Units | PQL | MDL | DF | Prepared | Analyzed | CAS No. | Qual |
|---|---|---|---|---|---|---|---|---|---|
| **2540C Total Dissolved Solids** | Analytical Method: SM 2540C | | | | | | | | |
| Total Dissolved Solids | **157** | mg/L | 5.0 | 5.0 | 1 | | 11/11/11 12:34 | | |
| **300.0 IC Anions** | Analytical Method: EPA 300.0 | | | | | | | | |
| Nitrate as N | **0.13** | mg/L | 0.050 | 0.025 | 1 | | 11/10/11 11:22 | 14797-55-8 | |
| **300.0 IC Anions 28 Days** | Analytical Method: EPA 300.0 | | | | | | | | |
| Chloride | **10.2** | mg/L | 5.0 | 2.5 | 1 | | 11/10/11 11:22 | 16887-00-6 | |
| Sulfate | **20.6** | mg/L | 5.0 | 2.5 | 1 | | 11/10/11 11:22 | 14808-79-8 | |
| **350.1 Ammonia** | Analytical Method: EPA 350.1 | | | | | | | | |
| Nitrogen, Ammonia | **0.50** | mg/L | 0.050 | 0.020 | 1 | | 11/16/11 08:01 | 7664-41-7 | |

**Pace Analytical Services, Inc.**
8 East Tower Circle
Ormond Beach, FL 32174
(386)672-5668

# ANALYTICAL RESULTS

Project: Tomoka Semi-annual LF
Pace Project No.: 3542752

**Sample: B8** **Lab ID: 3542752006** Collected: 11/09/11 11:00 Received: 11/09/11 16:30 Matrix: Water

| Parameters | Results | Units | PQL | MDL | DF | Prepared | Analyzed | CAS No. | Qual |
|---|---|---|---|---|---|---|---|---|---|
| **Field Data** | Analytical Method: | | | | | | | | |
| Field pH | **6.47** | Std. Units | | | 1 | | 11/09/11 11:00 | | |
| Field Temperature | **23.97** | deg C | | | 1 | | 11/09/11 11:00 | | |
| Appearance | **Color: None, Sheen: None** | | | | 1 | | 11/09/11 11:00 | | |
| Field Specific Conductance | **616** | umhos/cm | | | 1 | | 11/09/11 11:00 | | |
| Oxygen, Dissolved | **0.16** | mg/L | | | 1 | | 11/09/11 11:00 | 7782-44-7 | |
| REDOX | **-74.6** | mV | | | 1 | | 11/09/11 11:00 | | |
| Turbidity | **0.24** | NTU | | | 1 | | 11/09/11 11:00 | | |
| Depth to Water | **14.12** | feet | | | 1 | | 11/09/11 11:00 | | |
| Water Level(NGVD) | **18.90** | feet | | | 1 | | 11/09/11 11:00 | | |
| **8011 GCS EDB and DBCP** | Analytical Method: EPA 8011 | Preparation Method: EPA 8011 | | | | | | | |
| 1,2-Dibromo-3-chloropropane | **0.0049U** | ug/L | 0.020 | 0.0049 | 1 | 11/10/11 12:00 | 11/10/11 19:33 | 96-12-8 | |
| 1,2-Dibromoethane (EDB) | **0.0062U** | ug/L | 0.010 | 0.0062 | 1 | 11/10/11 12:00 | 11/10/11 19:33 | 106-93-4 | |
| **6010 MET ICP** | Analytical Method: EPA 6010 | Preparation Method: EPA 3010 | | | | | | | |
| Arsenic | **5.0U** | ug/L | 10.0 | 5.0 | 1 | 11/10/11 11:41 | 11/12/11 20:08 | 7440-38-2 | |
| Barium | **31.3** | ug/L | 10.0 | 5.0 | 1 | 11/10/11 11:41 | 11/12/11 20:08 | 7440-39-3 | |
| Beryllium | **0.50U** | ug/L | 1.0 | 0.50 | 1 | 11/10/11 11:41 | 11/12/11 20:08 | 7440-41-7 | |
| Cadmium | **0.50U** | ug/L | 1.0 | 0.50 | 1 | 11/10/11 11:41 | 11/12/11 20:08 | 7440-43-9 | |
| Chromium | **2.5U** | ug/L | 5.0 | 2.5 | 1 | 11/10/11 11:41 | 11/12/11 20:08 | 7440-47-3 | |
| Cobalt | **5.0U** | ug/L | 10.0 | 5.0 | 1 | 11/10/11 11:41 | 11/12/11 20:08 | 7440-48-4 | |
| Copper | **2.5U** | ug/L | 5.0 | 2.5 | 1 | 11/10/11 11:41 | 11/12/11 20:08 | 7440-50-8 | |
| Iron | **675** | ug/L | 40.0 | 20.0 | 1 | 11/10/11 11:41 | 11/12/11 20:08 | 7439-89-6 | |
| Lead | **5.0U** | ug/L | 10.0 | 5.0 | 1 | 11/10/11 11:41 | 11/12/11 20:08 | 7439-92-1 | |
| Nickel | **2.5U** | ug/L | 5.0 | 2.5 | 1 | 11/10/11 11:41 | 11/12/11 20:08 | 7440-02-0 | |
| Selenium | **7.5U** | ug/L | 15.0 | 7.5 | 1 | 11/10/11 11:41 | 11/12/11 20:08 | 7782-49-2 | |
| Silver | **2.5U** | ug/L | 5.0 | 2.5 | 1 | 11/10/11 11:41 | 11/12/11 20:08 | 7440-22-4 | |
| Sodium | **35.9** | mg/L | 1.0 | 0.50 | 1 | 11/10/11 11:41 | 11/12/11 20:08 | 7440-23-5 | |
| Vanadium | **5.0U** | ug/L | 10.0 | 5.0 | 1 | 11/10/11 11:41 | 11/12/11 20:08 | 7440-62-2 | |
| Zinc | **20.0** | ug/L | 20.0 | 10.0 | 1 | 11/10/11 11:41 | 11/12/11 20:08 | 7440-66-6 | |
| **6020 MET ICPMS** | Analytical Method: EPA 6020 | Preparation Method: EPA 3010 | | | | | | | |
| Antimony | **0.50U** | ug/L | 1.0 | 0.50 | 1 | 11/10/11 11:41 | 11/11/11 08:44 | 7440-36-0 | |
| Thallium | **0.50U** | ug/L | 1.0 | 0.50 | 1 | 11/10/11 11:41 | 11/11/11 08:44 | 7440-28-0 | |
| **7470 Mercury** | Analytical Method: EPA 7470 | Preparation Method: EPA 7470 | | | | | | | |
| Mercury | **0.10U** | ug/L | 0.20 | 0.10 | 1 | 11/10/11 01:45 | 11/11/11 06:21 | 7439-97-6 | |
| **8260 MSV** | Analytical Method: EPA 8260 | | | | | | | | |
| Acetone | **5.0U** | ug/L | 10.0 | 5.0 | 1 | | 11/16/11 00:37 | 67-64-1 | |
| Acrylonitrile | **5.0U** | ug/L | 10.0 | 5.0 | 1 | | 11/16/11 00:37 | 107-13-1 | |
| Benzene | **0.50U** | ug/L | 1.0 | 0.50 | 1 | | 11/16/11 00:37 | 71-43-2 | |
| Bromochloromethane | **0.50U** | ug/L | 1.0 | 0.50 | 1 | | 11/16/11 00:37 | 74-97-5 | |

**Pace Analytical Services, Inc.**
8 East Tower Circle
Ormond Beach, FL 32174
(386)672-5668

# ANALYTICAL RESULTS

Project: Tomoka Semi-annual LF
Pace Project No.: 3542752

**Sample: B8** **Lab ID: 3542752006** Collected: 11/09/11 11:00 Received: 11/09/11 16:30 Matrix: Water

| Parameters | Results | Units | PQL | MDL | DF | Prepared | Analyzed | CAS No. | Qual |
|---|---|---|---|---|---|---|---|---|---|
| **8260 MSV** | Analytical Method: EPA 8260 | | | | | | | | |
| Bromodichloromethane | **0.27U** | ug/L | 0.60 | 0.27 | 1 | | 11/16/11 00:37 | 75-27-4 | |
| Bromoform | **0.50U** | ug/L | 1.0 | 0.50 | 1 | | 11/16/11 00:37 | 75-25-2 | |
| Bromomethane | **0.50U** | ug/L | 1.0 | 0.50 | 1 | | 11/16/11 00:37 | 74-83-9 | |
| 2-Butanone (MEK) | **5.0U** | ug/L | 10.0 | 5.0 | 1 | | 11/16/11 00:37 | 78-93-3 | |
| Carbon disulfide | **5.0U** | ug/L | 10.0 | 5.0 | 1 | | 11/16/11 00:37 | 75-15-0 | |
| Carbon tetrachloride | **0.50U** | ug/L | 1.0 | 0.50 | 1 | | 11/16/11 00:37 | 56-23-5 | |
| Chlorobenzene | **0.50U** | ug/L | 1.0 | 0.50 | 1 | | 11/16/11 00:37 | 108-90-7 | |
| Chloroethane | **0.50U** | ug/L | 1.0 | 0.50 | 1 | | 11/16/11 00:37 | 75-00-3 | |
| Chloroform | **0.50U** | ug/L | 1.0 | 0.50 | 1 | | 11/16/11 00:37 | 67-66-3 | |
| Chloromethane | **0.62U** | ug/L | 1.0 | 0.62 | 1 | | 11/16/11 00:37 | 74-87-3 | |
| Dibromochloromethane | **0.26U** | ug/L | 0.50 | 0.26 | 1 | | 11/16/11 00:37 | 124-48-1 | |
| Dibromomethane | **0.50U** | ug/L | 1.0 | 0.50 | 1 | | 11/16/11 00:37 | 74-95-3 | |
| 1,2-Dichlorobenzene | **0.50U** | ug/L | 1.0 | 0.50 | 1 | | 11/16/11 00:37 | 95-50-1 | |
| 1,4-Dichlorobenzene | **0.50U** | ug/L | 1.0 | 0.50 | 1 | | 11/16/11 00:37 | 106-46-7 | |
| trans-1,4-Dichloro-2-butene | **5.0U** | ug/L | 10.0 | 5.0 | 1 | | 11/16/11 00:37 | 110-57-6 | |
| 1,1-Dichloroethane | **0.50U** | ug/L | 1.0 | 0.50 | 1 | | 11/16/11 00:37 | 75-34-3 | |
| 1,2-Dichloroethane | **0.50U** | ug/L | 1.0 | 0.50 | 1 | | 11/16/11 00:37 | 107-06-2 | |
| 1,1-Dichloroethene | **0.50U** | ug/L | 1.0 | 0.50 | 1 | | 11/16/11 00:37 | 75-35-4 | |
| cis-1,2-Dichloroethene | **0.50U** | ug/L | 1.0 | 0.50 | 1 | | 11/16/11 00:37 | 156-59-2 | |
| trans-1,2-Dichloroethene | **0.50U** | ug/L | 1.0 | 0.50 | 1 | | 11/16/11 00:37 | 156-60-5 | |
| 1,2-Dichloropropane | **0.50U** | ug/L | 1.0 | 0.50 | 1 | | 11/16/11 00:37 | 78-87-5 | |
| cis-1,3-Dichloropropene | **0.25U** | ug/L | 0.50 | 0.25 | 1 | | 11/16/11 00:37 | 10061-01-5 | |
| trans-1,3-Dichloropropene | **0.25U** | ug/L | 0.50 | 0.25 | 1 | | 11/16/11 00:37 | 10061-02-6 | |
| Ethylbenzene | **0.50U** | ug/L | 1.0 | 0.50 | 1 | | 11/16/11 00:37 | 100-41-4 | |
| 2-Hexanone | **5.0U** | ug/L | 10.0 | 5.0 | 1 | | 11/16/11 00:37 | 591-78-6 | |
| Iodomethane | **0.50U** | ug/L | 1.0 | 0.50 | 1 | | 11/16/11 00:37 | 74-88-4 | |
| Methylene Chloride | **2.5U** | ug/L | 5.0 | 2.5 | 1 | | 11/16/11 00:37 | 75-09-2 | |
| 4-Methyl-2-pentanone (MIBK) | **5.0U** | ug/L | 10.0 | 5.0 | 1 | | 11/16/11 00:37 | 108-10-1 | |
| Styrene | **0.50U** | ug/L | 1.0 | 0.50 | 1 | | 11/16/11 00:37 | 100-42-5 | |
| 1,1,1,2-Tetrachloroethane | **0.50U** | ug/L | 1.0 | 0.50 | 1 | | 11/16/11 00:37 | 630-20-6 | |
| 1,1,2,2-Tetrachloroethane | **0.12U** | ug/L | 0.50 | 0.12 | 1 | | 11/16/11 00:37 | 79-34-5 | |
| Tetrachloroethene | **0.50U** | ug/L | 1.0 | 0.50 | 1 | | 11/16/11 00:37 | 127-18-4 | |
| Toluene | **0.50U** | ug/L | 1.0 | 0.50 | 1 | | 11/16/11 00:37 | 108-88-3 | |
| 1,1,1-Trichloroethane | **0.50U** | ug/L | 1.0 | 0.50 | 1 | | 11/16/11 00:37 | 71-55-6 | |
| 1,1,2-Trichloroethane | **0.50U** | ug/L | 1.0 | 0.50 | 1 | | 11/16/11 00:37 | 79-00-5 | |
| Trichloroethene | **0.50U** | ug/L | 1.0 | 0.50 | 1 | | 11/16/11 00:37 | 79-01-6 | |
| Trichlorofluoromethane | **0.50U** | ug/L | 1.0 | 0.50 | 1 | | 11/16/11 00:37 | 75-69-4 | |
| 1,2,3-Trichloropropane | **0.36U** | ug/L | 0.50 | 0.36 | 1 | | 11/16/11 00:37 | 96-18-4 | |
| Vinyl acetate | **1.0U** | ug/L | 2.0 | 1.0 | 1 | | 11/16/11 00:37 | 108-05-4 | |
| Vinyl chloride | **0.50U** | ug/L | 1.0 | 0.50 | 1 | | 11/16/11 00:37 | 75-01-4 | |
| Xylene (Total) | **0.50U** | ug/L | 1.0 | 0.50 | 1 | | 11/16/11 00:37 | 1330-20-7 | |
| ***Surrogates*** | | | | | | | | | |
| 4-Bromofluorobenzene (S) | 104 | % | 70-114 | | 1 | | 11/16/11 00:37 | 460-00-4 | |
| Dibromofluoromethane (S) | 102 | % | 88-117 | | 1 | | 11/16/11 00:37 | 1868-53-7 | |
| 1,2-Dichloroethane-d4 (S) | 101 | % | 86-125 | | 1 | | 11/16/11 00:37 | 17060-07-0 | |
| Toluene-d8 (S) | 101 | % | 87-113 | | 1 | | 11/16/11 00:37 | 2037-26-5 | |

**Pace Analytical Services, Inc.**
8 East Tower Circle
Ormond Beach, FL 32174
(386)672-5668

# ANALYTICAL RESULTS

Project: Tomoka Semi-annual LF
Pace Project No.: 3542752

**Sample: B8** **Lab ID: 3542752006** Collected: 11/09/11 11:00 Received: 11/09/11 16:30 Matrix: Water

| Parameters | Results | Units | PQL | MDL | DF | Prepared | Analyzed | CAS No. | Qual |
|---|---|---|---|---|---|---|---|---|---|
| **2540C Total Dissolved Solids** | Analytical Method: SM 2540C | | | | | | | | |
| Total Dissolved Solids | **415** | mg/L | 5.0 | 5.0 | 1 | | 11/11/11 12:34 | | |
| **300.0 IC Anions** | Analytical Method: EPA 300.0 | | | | | | | | |
| Nitrate as N | **0.025U** | mg/L | 0.050 | 0.025 | 1 | | 11/10/11 11:34 | 14797-55-8 | |
| **300.0 IC Anions 28 Days** | Analytical Method: EPA 300.0 | | | | | | | | |
| Chloride | **59.8** | mg/L | 5.0 | 2.5 | 1 | | 11/10/11 11:34 | 16887-00-6 | |
| Sulfate | **7.3** | mg/L | 5.0 | 2.5 | 1 | | 11/10/11 11:34 | 14808-79-8 | |
| **350.1 Ammonia** | Analytical Method: EPA 350.1 | | | | | | | | |
| Nitrogen, Ammonia | **0.19** | mg/L | 0.050 | 0.020 | 1 | | 11/16/11 08:04 | 7664-41-7 | |

**Pace Analytical Services, Inc.**
8 East Tower Circle
Ormond Beach, FL 32174
(386)672-5668

# ANALYTICAL RESULTS

Project: Tomoka Semi-annual LF
Pace Project No.: 3542752

**Sample: B8-2** **Lab ID: 3542752007** Collected: 11/09/11 11:47 Received: 11/09/11 16:30 Matrix: Water

| Parameters | Results | Units | PQL | MDL | DF | Prepared | Analyzed | CAS No. | Qual |
|---|---|---|---|---|---|---|---|---|---|
| **Field Data** | Analytical Method: | | | | | | | | |
| Field pH | **5.55** | Std. Units | | | 1 | | 11/09/11 11:47 | | |
| Field Temperature | **24.99** | deg C | | | 1 | | 11/09/11 11:47 | | |
| Appearance | **Color: None, Sheen: None** | | | | 1 | | 11/09/11 11:47 | | |
| Field Specific Conductance | **969** | umhos/cm | | | 1 | | 11/09/11 11:47 | | |
| Oxygen, Dissolved | **0.20** | mg/L | | | 1 | | 11/09/11 11:47 | 7782-44-7 | |
| REDOX | **11.1** | mV | | | 1 | | 11/09/11 11:47 | | |
| Turbidity | **0.09** | NTU | | | 1 | | 11/09/11 11:47 | | |
| Depth to Water | **6.22** | feet | | | 1 | | 11/09/11 11:47 | | |
| Water Level(NGVD) | **27.08** | feet | | | 1 | | 11/09/11 11:47 | | |
| **8011 GCS EDB and DBCP** | Analytical Method: EPA 8011 | Preparation Method: EPA 8011 | | | | | | | |
| 1,2-Dibromo-3-chloropropane | **0.0051U** | ug/L | 0.021 | 0.0051 | 1 | 11/10/11 12:00 | 11/10/11 19:48 | 96-12-8 | |
| 1,2-Dibromoethane (EDB) | **0.0065U** | ug/L | 0.010 | 0.0065 | 1 | 11/10/11 12:00 | 11/10/11 19:48 | 106-93-4 | |
| **6010 MET ICP** | Analytical Method: EPA 6010 | Preparation Method: EPA 3010 | | | | | | | |
| Arsenic | **5.0U** | ug/L | 10.0 | 5.0 | 1 | 11/10/11 11:41 | 11/12/11 20:12 | 7440-38-2 | |
| Barium | **133** | ug/L | 10.0 | 5.0 | 1 | 11/10/11 11:41 | 11/12/11 20:12 | 7440-39-3 | |
| Beryllium | **0.50U** | ug/L | 1.0 | 0.50 | 1 | 11/10/11 11:41 | 11/12/11 20:12 | 7440-41-7 | |
| Cadmium | **2.5U** | ug/L | 5.0 | 2.5 | 5 | 11/10/11 11:41 | 11/15/11 03:48 | 7440-43-9 | D3 |
| Chromium | **2.5U** | ug/L | 5.0 | 2.5 | 1 | 11/10/11 11:41 | 11/12/11 20:12 | 7440-47-3 | |
| Cobalt | **5.0U** | ug/L | 10.0 | 5.0 | 1 | 11/10/11 11:41 | 11/12/11 20:12 | 7440-48-4 | |
| Copper | **2.8 I** | ug/L | 5.0 | 2.5 | 1 | 11/10/11 11:41 | 11/12/11 20:12 | 7440-50-8 | |
| Iron | **29800** | ug/L | 40.0 | 20.0 | 1 | 11/10/11 11:41 | 11/12/11 20:12 | 7439-89-6 | |
| Lead | **5.0U** | ug/L | 10.0 | 5.0 | 1 | 11/10/11 11:41 | 11/12/11 20:12 | 7439-92-1 | |
| Nickel | **2.5U** | ug/L | 5.0 | 2.5 | 1 | 11/10/11 11:41 | 11/12/11 20:12 | 7440-02-0 | |
| Selenium | **7.5U** | ug/L | 15.0 | 7.5 | 1 | 11/10/11 11:41 | 11/12/11 20:12 | 7782-49-2 | |
| Silver | **2.5U** | ug/L | 5.0 | 2.5 | 1 | 11/10/11 11:41 | 11/12/11 20:12 | 7440-22-4 | |
| Sodium | **34.1** | mg/L | 1.0 | 0.50 | 1 | 11/10/11 11:41 | 11/12/11 20:12 | 7440-23-5 | |
| Vanadium | **5.0U** | ug/L | 10.0 | 5.0 | 1 | 11/10/11 11:41 | 11/12/11 20:12 | 7440-62-2 | |
| Zinc | **10.0U** | ug/L | 20.0 | 10.0 | 1 | 11/10/11 11:41 | 11/12/11 20:12 | 7440-66-6 | |
| **6020 MET ICPMS** | Analytical Method: EPA 6020 | Preparation Method: EPA 3010 | | | | | | | |
| Antimony | **0.50U** | ug/L | 1.0 | 0.50 | 1 | 11/10/11 11:41 | 11/11/11 08:47 | 7440-36-0 | |
| Thallium | **0.50U** | ug/L | 1.0 | 0.50 | 1 | 11/10/11 11:41 | 11/11/11 08:47 | 7440-28-0 | |
| **7470 Mercury** | Analytical Method: EPA 7470 | Preparation Method: EPA 7470 | | | | | | | |
| Mercury | **0.10U** | ug/L | 0.20 | 0.10 | 1 | 11/10/11 01:45 | 11/11/11 06:24 | 7439-97-6 | |
| **8260 MSV** | Analytical Method: EPA 8260 | | | | | | | | |
| Acetone | **5.0U** | ug/L | 10.0 | 5.0 | 1 | | 11/16/11 01:02 | 67-64-1 | |
| Acrylonitrile | **5.0U** | ug/L | 10.0 | 5.0 | 1 | | 11/16/11 01:02 | 107-13-1 | |
| Benzene | **0.50U** | ug/L | 1.0 | 0.50 | 1 | | 11/16/11 01:02 | 71-43-2 | |
| Bromochloromethane | **0.50U** | ug/L | 1.0 | 0.50 | 1 | | 11/16/11 01:02 | 74-97-5 | |

**Pace Analytical Services, Inc.**
8 East Tower Circle
Ormond Beach, FL 32174
(386)672-5668

# ANALYTICAL RESULTS

Project: Tomoka Semi-annual LF
Pace Project No.: 3542752

**Sample: B8-2** **Lab ID: 3542752007** Collected: 11/09/11 11:47 Received: 11/09/11 16:30 Matrix: Water

| Parameters | Results | Units | PQL | MDL | DF | Prepared | Analyzed | CAS No. | Qual |
|---|---|---|---|---|---|---|---|---|---|
| **8260 MSV** | Analytical Method: EPA 8260 | | | | | | | | |
| Bromodichloromethane | **0.27U** | ug/L | 0.60 | 0.27 | 1 | | 11/16/11 01:02 | 75-27-4 | |
| Bromoform | **0.50U** | ug/L | 1.0 | 0.50 | 1 | | 11/16/11 01:02 | 75-25-2 | |
| Bromomethane | **0.50U** | ug/L | 1.0 | 0.50 | 1 | | 11/16/11 01:02 | 74-83-9 | |
| 2-Butanone (MEK) | **5.0U** | ug/L | 10.0 | 5.0 | 1 | | 11/16/11 01:02 | 78-93-3 | |
| Carbon disulfide | **5.0U** | ug/L | 10.0 | 5.0 | 1 | | 11/16/11 01:02 | 75-15-0 | |
| Carbon tetrachloride | **0.50U** | ug/L | 1.0 | 0.50 | 1 | | 11/16/11 01:02 | 56-23-5 | |
| Chlorobenzene | **0.50U** | ug/L | 1.0 | 0.50 | 1 | | 11/16/11 01:02 | 108-90-7 | |
| Chloroethane | **0.50U** | ug/L | 1.0 | 0.50 | 1 | | 11/16/11 01:02 | 75-00-3 | |
| Chloroform | **0.50U** | ug/L | 1.0 | 0.50 | 1 | | 11/16/11 01:02 | 67-66-3 | |
| Chloromethane | **0.62U** | ug/L | 1.0 | 0.62 | 1 | | 11/16/11 01:02 | 74-87-3 | |
| Dibromochloromethane | **0.26U** | ug/L | 0.50 | 0.26 | 1 | | 11/16/11 01:02 | 124-48-1 | |
| Dibromomethane | **0.50U** | ug/L | 1.0 | 0.50 | 1 | | 11/16/11 01:02 | 74-95-3 | |
| 1,2-Dichlorobenzene | **0.50U** | ug/L | 1.0 | 0.50 | 1 | | 11/16/11 01:02 | 95-50-1 | |
| 1,4-Dichlorobenzene | **0.50U** | ug/L | 1.0 | 0.50 | 1 | | 11/16/11 01:02 | 106-46-7 | |
| trans-1,4-Dichloro-2-butene | **5.0U** | ug/L | 10.0 | 5.0 | 1 | | 11/16/11 01:02 | 110-57-6 | |
| 1,1-Dichloroethane | **0.50U** | ug/L | 1.0 | 0.50 | 1 | | 11/16/11 01:02 | 75-34-3 | |
| 1,2-Dichloroethane | **0.50U** | ug/L | 1.0 | 0.50 | 1 | | 11/16/11 01:02 | 107-06-2 | |
| 1,1-Dichloroethene | **0.50U** | ug/L | 1.0 | 0.50 | 1 | | 11/16/11 01:02 | 75-35-4 | |
| cis-1,2-Dichloroethene | **0.50U** | ug/L | 1.0 | 0.50 | 1 | | 11/16/11 01:02 | 156-59-2 | |
| trans-1,2-Dichloroethene | **0.50U** | ug/L | 1.0 | 0.50 | 1 | | 11/16/11 01:02 | 156-60-5 | |
| 1,2-Dichloropropane | **0.50U** | ug/L | 1.0 | 0.50 | 1 | | 11/16/11 01:02 | 78-87-5 | |
| cis-1,3-Dichloropropene | **0.25U** | ug/L | 0.50 | 0.25 | 1 | | 11/16/11 01:02 | 10061-01-5 | |
| trans-1,3-Dichloropropene | **0.25U** | ug/L | 0.50 | 0.25 | 1 | | 11/16/11 01:02 | 10061-02-6 | |
| Ethylbenzene | **0.50U** | ug/L | 1.0 | 0.50 | 1 | | 11/16/11 01:02 | 100-41-4 | |
| 2-Hexanone | **5.0U** | ug/L | 10.0 | 5.0 | 1 | | 11/16/11 01:02 | 591-78-6 | |
| Iodomethane | **0.50U** | ug/L | 1.0 | 0.50 | 1 | | 11/16/11 01:02 | 74-88-4 | |
| Methylene Chloride | **2.5U** | ug/L | 5.0 | 2.5 | 1 | | 11/16/11 01:02 | 75-09-2 | |
| 4-Methyl-2-pentanone (MIBK) | **5.0U** | ug/L | 10.0 | 5.0 | 1 | | 11/16/11 01:02 | 108-10-1 | |
| Styrene | **0.50U** | ug/L | 1.0 | 0.50 | 1 | | 11/16/11 01:02 | 100-42-5 | |
| 1,1,1,2-Tetrachloroethane | **0.50U** | ug/L | 1.0 | 0.50 | 1 | | 11/16/11 01:02 | 630-20-6 | |
| 1,1,2,2-Tetrachloroethane | **0.12U** | ug/L | 0.50 | 0.12 | 1 | | 11/16/11 01:02 | 79-34-5 | |
| Tetrachloroethene | **0.50U** | ug/L | 1.0 | 0.50 | 1 | | 11/16/11 01:02 | 127-18-4 | |
| Toluene | **0.50U** | ug/L | 1.0 | 0.50 | 1 | | 11/16/11 01:02 | 108-88-3 | |
| 1,1,1-Trichloroethane | **0.50U** | ug/L | 1.0 | 0.50 | 1 | | 11/16/11 01:02 | 71-55-6 | |
| 1,1,2-Trichloroethane | **0.50U** | ug/L | 1.0 | 0.50 | 1 | | 11/16/11 01:02 | 79-00-5 | |
| Trichloroethene | **0.50U** | ug/L | 1.0 | 0.50 | 1 | | 11/16/11 01:02 | 79-01-6 | |
| Trichlorofluoromethane | **0.50U** | ug/L | 1.0 | 0.50 | 1 | | 11/16/11 01:02 | 75-69-4 | |
| 1,2,3-Trichloropropane | **0.36U** | ug/L | 0.50 | 0.36 | 1 | | 11/16/11 01:02 | 96-18-4 | |
| Vinyl acetate | **1.0U** | ug/L | 2.0 | 1.0 | 1 | | 11/16/11 01:02 | 108-05-4 | |
| Vinyl chloride | **0.50U** | ug/L | 1.0 | 0.50 | 1 | | 11/16/11 01:02 | 75-01-4 | |
| Xylene (Total) | **0.50U** | ug/L | 1.0 | 0.50 | 1 | | 11/16/11 01:02 | 1330-20-7 | |
| ***Surrogates*** | | | | | | | | | |
| 4-Bromofluorobenzene (S) | 104 | % | 70-114 | | 1 | | 11/16/11 01:02 | 460-00-4 | |
| Dibromofluoromethane (S) | 101 | % | 88-117 | | 1 | | 11/16/11 01:02 | 1868-53-7 | |
| 1,2-Dichloroethane-d4 (S) | 101 | % | 86-125 | | 1 | | 11/16/11 01:02 | 17060-07-0 | |
| Toluene-d8 (S) | 101 | % | 87-113 | | 1 | | 11/16/11 01:02 | 2037-26-5 | |

**Pace Analytical Services, Inc.**
8 East Tower Circle
Ormond Beach, FL 32174
(386)672-5668

# ANALYTICAL RESULTS

Project: Tomoka Semi-annual LF
Pace Project No.: 3542752

**Sample: B8-2** **Lab ID: 3542752007** Collected: 11/09/11 11:47 Received: 11/09/11 16:30 Matrix: Water

| Parameters | Results | Units | PQL | MDL | DF | Prepared | Analyzed | CAS No. | Qual |
|---|---|---|---|---|---|---|---|---|---|
| **2540C Total Dissolved Solids** | Analytical Method: SM 2540C | | | | | | | | |
| Total Dissolved Solids | **876** | mg/L | 10.0 | 10.0 | 1 | | 11/11/11 12:34 | | |
| **300.0 IC Anions** | Analytical Method: EPA 300.0 | | | | | | | | |
| Nitrate as N | **0.025U** | mg/L | 0.050 | 0.025 | 1 | | 11/10/11 11:46 | 14797-55-8 | |
| **300.0 IC Anions 28 Days** | Analytical Method: EPA 300.0 | | | | | | | | |
| Chloride | **182** | mg/L | 50.0 | 25.0 | 10 | | 11/12/11 20:09 | 16887-00-6 | |
| Sulfate | **96.7** | mg/L | 5.0 | 2.5 | 1 | | 11/10/11 11:46 | 14808-79-8 | |
| **350.1 Ammonia** | Analytical Method: EPA 350.1 | | | | | | | | |
| Nitrogen, Ammonia | **0.048 I** | mg/L | 0.050 | 0.020 | 1 | | 11/16/11 08:05 | 7664-41-7 | |

**Pace Analytical Services, Inc.**
8 East Tower Circle
Ormond Beach, FL 32174
(386)672-5668

# ANALYTICAL RESULTS

Project: Tomoka Semi-annual LF
Pace Project No.: 3542752

**Sample: B33-2** **Lab ID: 3542752008** Collected: 11/09/11 12:19 Received: 11/09/11 16:30 Matrix: Water

| Parameters | Results | Units | PQL | MDL | DF | Prepared | Analyzed | CAS No. | Qual |
|---|---|---|---|---|---|---|---|---|---|
| **Field Data** | Analytical Method: | | | | | | | | |
| Field pH | **7.83** | Std. Units | | | 1 | | 11/09/11 12:19 | | |
| Field Temperature | **24.78** | deg C | | | 1 | | 11/09/11 12:19 | | |
| Appearance | **Color: Brown, Sheen: None** | | | | 1 | | 11/09/11 12:19 | | |
| Field Specific Conductance | **1276** | umhos/cm | | | 1 | | 11/09/11 12:19 | | |
| Oxygen, Dissolved | **0.14** | mg/L | | | 1 | | 11/09/11 12:19 | 7782-44-7 | |
| REDOX | **-10.6** | mV | | | 1 | | 11/09/11 12:19 | | |
| Turbidity | **36.4** | NTU | | | 1 | | 11/09/11 12:19 | | |
| Depth to Water | **4.04** | feet | | | 1 | | 11/09/11 12:19 | | |
| Water Level(NGVD) | **28.06** | feet | | | 1 | | 11/09/11 12:19 | | |
| **8011 GCS EDB and DBCP** | Analytical Method: EPA 8011 | Preparation Method: EPA 8011 | | | | | | | |
| 1,2-Dibromo-3-chloropropane | **0.0051U** | ug/L | 0.021 | 0.0051 | 1 | 11/10/11 12:00 | 11/10/11 20:19 | 96-12-8 | |
| 1,2-Dibromoethane (EDB) | **0.0064U** | ug/L | 0.010 | 0.0064 | 1 | 11/10/11 12:00 | 11/10/11 20:19 | 106-93-4 | |
| **6010 MET ICP** | Analytical Method: EPA 6010 | Preparation Method: EPA 3010 | | | | | | | |
| Arsenic | **7.5 I** | ug/L | 10.0 | 5.0 | 1 | 11/10/11 11:41 | 11/12/11 20:24 | 7440-38-2 | |
| Barium | **82.0** | ug/L | 10.0 | 5.0 | 1 | 11/10/11 11:41 | 11/12/11 20:24 | 7440-39-3 | |
| Beryllium | **0.50U** | ug/L | 1.0 | 0.50 | 1 | 11/10/11 11:41 | 11/12/11 20:24 | 7440-41-7 | |
| Cadmium | **0.50U** | ug/L | 1.0 | 0.50 | 1 | 11/10/11 11:41 | 11/12/11 20:24 | 7440-43-9 | |
| Chromium | **8.1** | ug/L | 5.0 | 2.5 | 1 | 11/10/11 11:41 | 11/12/11 20:24 | 7440-47-3 | |
| Cobalt | **5.0U** | ug/L | 10.0 | 5.0 | 1 | 11/10/11 11:41 | 11/12/11 20:24 | 7440-48-4 | |
| Copper | **3.0 I** | ug/L | 5.0 | 2.5 | 1 | 11/10/11 11:41 | 11/12/11 20:24 | 7440-50-8 | |
| Iron | **5360** | ug/L | 40.0 | 20.0 | 1 | 11/10/11 11:41 | 11/12/11 20:24 | 7439-89-6 | |
| Lead | **5.0U** | ug/L | 10.0 | 5.0 | 1 | 11/10/11 11:41 | 11/12/11 20:24 | 7439-92-1 | |
| Nickel | **6.9** | ug/L | 5.0 | 2.5 | 1 | 11/10/11 11:41 | 11/12/11 20:24 | 7440-02-0 | |
| Selenium | **7.5U** | ug/L | 15.0 | 7.5 | 1 | 11/10/11 11:41 | 11/12/11 20:24 | 7782-49-2 | |
| Silver | **2.5U** | ug/L | 5.0 | 2.5 | 1 | 11/10/11 11:41 | 11/12/11 20:24 | 7440-22-4 | |
| Sodium | **170** | mg/L | 1.0 | 0.50 | 1 | 11/10/11 11:41 | 11/12/11 20:24 | 7440-23-5 | |
| Vanadium | **17.4** | ug/L | 10.0 | 5.0 | 1 | 11/10/11 11:41 | 11/12/11 20:24 | 7440-62-2 | |
| Zinc | **10.0U** | ug/L | 20.0 | 10.0 | 1 | 11/10/11 11:41 | 11/12/11 20:24 | 7440-66-6 | |
| **6020 MET ICPMS** | Analytical Method: EPA 6020 | Preparation Method: EPA 3010 | | | | | | | |
| Antimony | **0.50U** | ug/L | 1.0 | 0.50 | 1 | 11/10/11 11:41 | 11/11/11 08:49 | 7440-36-0 | |
| Thallium | **0.50U** | ug/L | 1.0 | 0.50 | 1 | 11/10/11 11:41 | 11/11/11 08:49 | 7440-28-0 | |
| **7470 Mercury** | Analytical Method: EPA 7470 | Preparation Method: EPA 7470 | | | | | | | |
| Mercury | **0.10U** | ug/L | 0.20 | 0.10 | 1 | 11/10/11 01:45 | 11/11/11 06:27 | 7439-97-6 | |
| **8260 MSV** | Analytical Method: EPA 8260 | | | | | | | | |
| Acetone | **5.0U** | ug/L | 10.0 | 5.0 | 1 | | 11/16/11 03:54 | 67-64-1 | |
| Acrylonitrile | **5.0U** | ug/L | 10.0 | 5.0 | 1 | | 11/16/11 03:54 | 107-13-1 | |
| Benzene | **0.50U** | ug/L | 1.0 | 0.50 | 1 | | 11/16/11 03:54 | 71-43-2 | |
| Bromochloromethane | **0.50U** | ug/L | 1.0 | 0.50 | 1 | | 11/16/11 03:54 | 74-97-5 | |

**Pace Analytical Services, Inc.**
8 East Tower Circle
Ormond Beach, FL 32174
(386)672-5668

# ANALYTICAL RESULTS

Project: Tomoka Semi-annual LF
Pace Project No.: 3542752

**Sample: B33-2** **Lab ID: 3542752008** Collected: 11/09/11 12:19 Received: 11/09/11 16:30 Matrix: Water

| Parameters | Results | Units | PQL | MDL | DF | Prepared | Analyzed | CAS No. | Qual |
|---|---|---|---|---|---|---|---|---|---|
| **8260 MSV** | Analytical Method: EPA 8260 | | | | | | | | |
| Bromodichloromethane | **0.27U** | ug/L | 0.60 | 0.27 | 1 | | 11/16/11 03:54 | 75-27-4 | |
| Bromoform | **0.50U** | ug/L | 1.0 | 0.50 | 1 | | 11/16/11 03:54 | 75-25-2 | |
| Bromomethane | **0.50U** | ug/L | 1.0 | 0.50 | 1 | | 11/16/11 03:54 | 74-83-9 | |
| 2-Butanone (MEK) | **5.0U** | ug/L | 10.0 | 5.0 | 1 | | 11/16/11 03:54 | 78-93-3 | |
| Carbon disulfide | **5.0U** | ug/L | 10.0 | 5.0 | 1 | | 11/16/11 03:54 | 75-15-0 | |
| Carbon tetrachloride | **0.50U** | ug/L | 1.0 | 0.50 | 1 | | 11/16/11 03:54 | 56-23-5 | |
| Chlorobenzene | **0.50U** | ug/L | 1.0 | 0.50 | 1 | | 11/16/11 03:54 | 108-90-7 | |
| Chloroethane | **0.50U** | ug/L | 1.0 | 0.50 | 1 | | 11/16/11 03:54 | 75-00-3 | |
| Chloroform | **0.50U** | ug/L | 1.0 | 0.50 | 1 | | 11/16/11 03:54 | 67-66-3 | |
| Chloromethane | **0.62U** | ug/L | 1.0 | 0.62 | 1 | | 11/16/11 03:54 | 74-87-3 | |
| Dibromochloromethane | **0.26U** | ug/L | 0.50 | 0.26 | 1 | | 11/16/11 03:54 | 124-48-1 | |
| Dibromomethane | **0.50U** | ug/L | 1.0 | 0.50 | 1 | | 11/16/11 03:54 | 74-95-3 | |
| 1,2-Dichlorobenzene | **0.50U** | ug/L | 1.0 | 0.50 | 1 | | 11/16/11 03:54 | 95-50-1 | |
| 1,4-Dichlorobenzene | **0.50U** | ug/L | 1.0 | 0.50 | 1 | | 11/16/11 03:54 | 106-46-7 | |
| trans-1,4-Dichloro-2-butene | **5.0U** | ug/L | 10.0 | 5.0 | 1 | | 11/16/11 03:54 | 110-57-6 | |
| 1,1-Dichloroethane | **0.50U** | ug/L | 1.0 | 0.50 | 1 | | 11/16/11 03:54 | 75-34-3 | |
| 1,2-Dichloroethane | **0.50U** | ug/L | 1.0 | 0.50 | 1 | | 11/16/11 03:54 | 107-06-2 | |
| 1,1-Dichloroethene | **0.50U** | ug/L | 1.0 | 0.50 | 1 | | 11/16/11 03:54 | 75-35-4 | |
| cis-1,2-Dichloroethene | **0.50U** | ug/L | 1.0 | 0.50 | 1 | | 11/16/11 03:54 | 156-59-2 | |
| trans-1,2-Dichloroethene | **0.50U** | ug/L | 1.0 | 0.50 | 1 | | 11/16/11 03:54 | 156-60-5 | |
| 1,2-Dichloropropane | **0.50U** | ug/L | 1.0 | 0.50 | 1 | | 11/16/11 03:54 | 78-87-5 | |
| cis-1,3-Dichloropropene | **0.25U** | ug/L | 0.50 | 0.25 | 1 | | 11/16/11 03:54 | 10061-01-5 | |
| trans-1,3-Dichloropropene | **0.25U** | ug/L | 0.50 | 0.25 | 1 | | 11/16/11 03:54 | 10061-02-6 | |
| Ethylbenzene | **0.50U** | ug/L | 1.0 | 0.50 | 1 | | 11/16/11 03:54 | 100-41-4 | |
| 2-Hexanone | **5.0U** | ug/L | 10.0 | 5.0 | 1 | | 11/16/11 03:54 | 591-78-6 | |
| Iodomethane | **0.50U** | ug/L | 1.0 | 0.50 | 1 | | 11/16/11 03:54 | 74-88-4 | |
| Methylene Chloride | **2.5U** | ug/L | 5.0 | 2.5 | 1 | | 11/16/11 03:54 | 75-09-2 | |
| 4-Methyl-2-pentanone (MIBK) | **5.0U** | ug/L | 10.0 | 5.0 | 1 | | 11/16/11 03:54 | 108-10-1 | |
| Styrene | **0.50U** | ug/L | 1.0 | 0.50 | 1 | | 11/16/11 03:54 | 100-42-5 | |
| 1,1,1,2-Tetrachloroethane | **0.50U** | ug/L | 1.0 | 0.50 | 1 | | 11/16/11 03:54 | 630-20-6 | |
| 1,1,2,2-Tetrachloroethane | **0.12U** | ug/L | 0.50 | 0.12 | 1 | | 11/16/11 03:54 | 79-34-5 | |
| Tetrachloroethene | **0.50U** | ug/L | 1.0 | 0.50 | 1 | | 11/16/11 03:54 | 127-18-4 | |
| Toluene | **0.50U** | ug/L | 1.0 | 0.50 | 1 | | 11/16/11 03:54 | 108-88-3 | |
| 1,1,1-Trichloroethane | **0.50U** | ug/L | 1.0 | 0.50 | 1 | | 11/16/11 03:54 | 71-55-6 | |
| 1,1,2-Trichloroethane | **0.50U** | ug/L | 1.0 | 0.50 | 1 | | 11/16/11 03:54 | 79-00-5 | |
| Trichloroethene | **0.50U** | ug/L | 1.0 | 0.50 | 1 | | 11/16/11 03:54 | 79-01-6 | |
| Trichlorofluoromethane | **0.50U** | ug/L | 1.0 | 0.50 | 1 | | 11/16/11 03:54 | 75-69-4 | |
| 1,2,3-Trichloropropane | **0.36U** | ug/L | 0.50 | 0.36 | 1 | | 11/16/11 03:54 | 96-18-4 | |
| Vinyl acetate | **1.0U** | ug/L | 2.0 | 1.0 | 1 | | 11/16/11 03:54 | 108-05-4 | |
| Vinyl chloride | **0.50U** | ug/L | 1.0 | 0.50 | 1 | | 11/16/11 03:54 | 75-01-4 | |
| Xylene (Total) | **0.50U** | ug/L | 1.0 | 0.50 | 1 | | 11/16/11 03:54 | 1330-20-7 | |
| ***Surrogates*** | | | | | | | | | |
| 4-Bromofluorobenzene (S) | 104 | % | 70-114 | | 1 | | 11/16/11 03:54 | 460-00-4 | |
| Dibromofluoromethane (S) | 101 | % | 88-117 | | 1 | | 11/16/11 03:54 | 1868-53-7 | |
| 1,2-Dichloroethane-d4 (S) | 101 | % | 86-125 | | 1 | | 11/16/11 03:54 | 17060-07-0 | |
| Toluene-d8 (S) | 101 | % | 87-113 | | 1 | | 11/16/11 03:54 | 2037-26-5 | |

**Pace Analytical Services, Inc.**
8 East Tower Circle
Ormond Beach, FL 32174
(386)672-5668

# ANALYTICAL RESULTS

Project: Tomoka Semi-annual LF
Pace Project No.: 3542752

**Sample: B33-2** **Lab ID: 3542752008** Collected: 11/09/11 12:19 Received: 11/09/11 16:30 Matrix: Water

| Parameters | Results | Units | PQL | MDL | DF | Prepared | Analyzed | CAS No. | Qual |
|---|---|---|---|---|---|---|---|---|---|
| **2540C Total Dissolved Solids** | Analytical Method: SM 2540C | | | | | | | | |
| Total Dissolved Solids | **1000** | mg/L | 10.0 | 10.0 | 1 | | 11/11/11 12:34 | | |
| **300.0 IC Anions** | Analytical Method: EPA 300.0 | | | | | | | | |
| Nitrate as N | **0.025U** | mg/L | 0.050 | 0.025 | 1 | | 11/10/11 11:59 | 14797-55-8 | |
| **300.0 IC Anions 28 Days** | Analytical Method: EPA 300.0 | | | | | | | | |
| Chloride | **101** | mg/L | 10.0 | 5.0 | 2 | | 11/12/11 20:21 | 16887-00-6 | |
| Sulfate | **28.3** | mg/L | 5.0 | 2.5 | 1 | | 11/10/11 11:59 | 14808-79-8 | |
| **350.1 Ammonia** | Analytical Method: EPA 350.1 | | | | | | | | |
| Nitrogen, Ammonia | **0.36** | mg/L | 0.050 | 0.020 | 1 | | 11/16/11 08:06 | 7664-41-7 | |

**Pace Analytical Services, Inc.**
8 East Tower Circle
Ormond Beach, FL 32174
(386)672-5668

# ANALYTICAL RESULTS

Project: Tomoka Semi-annual LF
Pace Project No.: 3542752

**Sample: B2** **Lab ID: 3542752009** Collected: 11/09/11 12:30 Received: 11/09/11 16:30 Matrix: Water

| Parameters | Results | Units | PQL | MDL | DF | Prepared | Analyzed | CAS No. | Qual |
|---|---|---|---|---|---|---|---|---|---|
| **Field Data** | Analytical Method: | | | | | | | | |
| Field pH | **5.40** | Std. Units | | | 1 | | 11/09/11 12:30 | | |
| Field Temperature | **23.98** | deg C | | | 1 | | 11/09/11 12:30 | | |
| Appearance | **Color: None, Sheen: None** | | | | 1 | | 11/09/11 12:30 | | |
| Field Specific Conductance | **888** | umhos/cm | | | 1 | | 11/09/11 12:30 | | |
| Oxygen, Dissolved | **0.21** | mg/L | | | 1 | | 11/09/11 12:30 | 7782-44-7 | |
| REDOX | **30.8** | mV | | | 1 | | 11/09/11 12:30 | | |
| Turbidity | **4.28** | NTU | | | 1 | | 11/09/11 12:30 | | |
| Depth to Water | **7.25** | feet | | | 1 | | 11/09/11 12:30 | | |
| Water Level(NGVD) | **24.56** | feet | | | 1 | | 11/09/11 12:30 | | |
| **8011 GCS EDB and DBCP** | Analytical Method: EPA 8011 | Preparation Method: EPA 8011 | | | | | | | |
| 1,2-Dibromo-3-chloropropane | **0.0049U** | ug/L | 0.020 | 0.0049 | 1 | 11/10/11 12:00 | 11/10/11 20:34 | 96-12-8 | |
| 1,2-Dibromoethane (EDB) | **0.0062U** | ug/L | 0.010 | 0.0062 | 1 | 11/10/11 12:00 | 11/10/11 20:34 | 106-93-4 | |
| **6010 MET ICP** | Analytical Method: EPA 6010 | Preparation Method: EPA 3010 | | | | | | | |
| Arsenic | **6.2 I** | ug/L | 10.0 | 5.0 | 1 | 11/10/11 11:41 | 11/12/11 20:28 | 7440-38-2 | |
| Barium | **117** | ug/L | 10.0 | 5.0 | 1 | 11/10/11 11:41 | 11/12/11 20:28 | 7440-39-3 | |
| Beryllium | **1.7** | ug/L | 1.0 | 0.50 | 1 | 11/10/11 11:41 | 11/12/11 20:28 | 7440-41-7 | |
| Cadmium | **2.5U** | ug/L | 5.0 | 2.5 | 5 | 11/10/11 11:41 | 11/15/11 03:52 | 7440-43-9 | D3 |
| Chromium | **3.3 I** | ug/L | 5.0 | 2.5 | 1 | 11/10/11 11:41 | 11/12/11 20:28 | 7440-47-3 | |
| Cobalt | **5.0U** | ug/L | 10.0 | 5.0 | 1 | 11/10/11 11:41 | 11/12/11 20:28 | 7440-48-4 | |
| Copper | **3.7 I** | ug/L | 5.0 | 2.5 | 1 | 11/10/11 11:41 | 11/12/11 20:28 | 7440-50-8 | |
| Iron | **37700** | ug/L | 40.0 | 20.0 | 1 | 11/10/11 11:41 | 11/12/11 20:28 | 7439-89-6 | |
| Lead | **5.0U** | ug/L | 10.0 | 5.0 | 1 | 11/10/11 11:41 | 11/12/11 20:28 | 7439-92-1 | |
| Nickel | **10.3** | ug/L | 5.0 | 2.5 | 1 | 11/10/11 11:41 | 11/12/11 20:28 | 7440-02-0 | |
| Selenium | **7.5U** | ug/L | 15.0 | 7.5 | 1 | 11/10/11 11:41 | 11/12/11 20:28 | 7782-49-2 | |
| Silver | **2.5U** | ug/L | 5.0 | 2.5 | 1 | 11/10/11 11:41 | 11/12/11 20:28 | 7440-22-4 | |
| Sodium | **33.5** | mg/L | 1.0 | 0.50 | 1 | 11/10/11 11:41 | 11/12/11 20:28 | 7440-23-5 | |
| Vanadium | **13.9** | ug/L | 10.0 | 5.0 | 1 | 11/10/11 11:41 | 11/12/11 20:28 | 7440-62-2 | |
| Zinc | **10.0U** | ug/L | 20.0 | 10.0 | 1 | 11/10/11 11:41 | 11/12/11 20:28 | 7440-66-6 | |
| **6020 MET ICPMS** | Analytical Method: EPA 6020 | Preparation Method: EPA 3010 | | | | | | | |
| Antimony | **0.50U** | ug/L | 1.0 | 0.50 | 1 | 11/10/11 11:41 | 11/11/11 08:52 | 7440-36-0 | |
| Thallium | **0.50U** | ug/L | 1.0 | 0.50 | 1 | 11/10/11 11:41 | 11/11/11 08:52 | 7440-28-0 | |
| **7470 Mercury** | Analytical Method: EPA 7470 | Preparation Method: EPA 7470 | | | | | | | |
| Mercury | **0.10U** | ug/L | 0.20 | 0.10 | 1 | 11/10/11 01:45 | 11/11/11 06:30 | 7439-97-6 | |
| **8260 MSV** | Analytical Method: EPA 8260 | | | | | | | | |
| Acetone | **5.0U** | ug/L | 10.0 | 5.0 | 1 | | 11/16/11 01:26 | 67-64-1 | |
| Acrylonitrile | **5.0U** | ug/L | 10.0 | 5.0 | 1 | | 11/16/11 01:26 | 107-13-1 | |
| Benzene | **0.50U** | ug/L | 1.0 | 0.50 | 1 | | 11/16/11 01:26 | 71-43-2 | |
| Bromochloromethane | **0.50U** | ug/L | 1.0 | 0.50 | 1 | | 11/16/11 01:26 | 74-97-5 | |

**Pace Analytical Services, Inc.**
8 East Tower Circle
Ormond Beach, FL 32174
(386)672-5668

# ANALYTICAL RESULTS

Project: Tomoka Semi-annual LF
Pace Project No.: 3542752

**Sample: B2** **Lab ID: 3542752009** Collected: 11/09/11 12:30 Received: 11/09/11 16:30 Matrix: Water

| Parameters | Results | Units | PQL | MDL | DF | Prepared | Analyzed | CAS No. | Qual |
|---|---|---|---|---|---|---|---|---|---|
| **8260 MSV** | Analytical Method: EPA 8260 | | | | | | | | |
| Bromodichloromethane | **0.27U** | ug/L | 0.60 | 0.27 | 1 | | 11/16/11 01:26 | 75-27-4 | |
| Bromoform | **0.50U** | ug/L | 1.0 | 0.50 | 1 | | 11/16/11 01:26 | 75-25-2 | |
| Bromomethane | **0.50U** | ug/L | 1.0 | 0.50 | 1 | | 11/16/11 01:26 | 74-83-9 | |
| 2-Butanone (MEK) | **5.0U** | ug/L | 10.0 | 5.0 | 1 | | 11/16/11 01:26 | 78-93-3 | |
| Carbon disulfide | **5.0U** | ug/L | 10.0 | 5.0 | 1 | | 11/16/11 01:26 | 75-15-0 | |
| Carbon tetrachloride | **0.50U** | ug/L | 1.0 | 0.50 | 1 | | 11/16/11 01:26 | 56-23-5 | |
| Chlorobenzene | **0.50U** | ug/L | 1.0 | 0.50 | 1 | | 11/16/11 01:26 | 108-90-7 | |
| Chloroethane | **0.50U** | ug/L | 1.0 | 0.50 | 1 | | 11/16/11 01:26 | 75-00-3 | |
| Chloroform | **0.50U** | ug/L | 1.0 | 0.50 | 1 | | 11/16/11 01:26 | 67-66-3 | |
| Chloromethane | **0.62U** | ug/L | 1.0 | 0.62 | 1 | | 11/16/11 01:26 | 74-87-3 | |
| Dibromochloromethane | **0.26U** | ug/L | 0.50 | 0.26 | 1 | | 11/16/11 01:26 | 124-48-1 | |
| Dibromomethane | **0.50U** | ug/L | 1.0 | 0.50 | 1 | | 11/16/11 01:26 | 74-95-3 | |
| 1,2-Dichlorobenzene | **0.50U** | ug/L | 1.0 | 0.50 | 1 | | 11/16/11 01:26 | 95-50-1 | |
| 1,4-Dichlorobenzene | **0.50U** | ug/L | 1.0 | 0.50 | 1 | | 11/16/11 01:26 | 106-46-7 | |
| trans-1,4-Dichloro-2-butene | **5.0U** | ug/L | 10.0 | 5.0 | 1 | | 11/16/11 01:26 | 110-57-6 | |
| 1,1-Dichloroethane | **0.50U** | ug/L | 1.0 | 0.50 | 1 | | 11/16/11 01:26 | 75-34-3 | |
| 1,2-Dichloroethane | **0.50U** | ug/L | 1.0 | 0.50 | 1 | | 11/16/11 01:26 | 107-06-2 | |
| 1,1-Dichloroethene | **0.50U** | ug/L | 1.0 | 0.50 | 1 | | 11/16/11 01:26 | 75-35-4 | |
| cis-1,2-Dichloroethene | **0.50U** | ug/L | 1.0 | 0.50 | 1 | | 11/16/11 01:26 | 156-59-2 | |
| trans-1,2-Dichloroethene | **0.50U** | ug/L | 1.0 | 0.50 | 1 | | 11/16/11 01:26 | 156-60-5 | |
| 1,2-Dichloropropane | **0.50U** | ug/L | 1.0 | 0.50 | 1 | | 11/16/11 01:26 | 78-87-5 | |
| cis-1,3-Dichloropropene | **0.25U** | ug/L | 0.50 | 0.25 | 1 | | 11/16/11 01:26 | 10061-01-5 | |
| trans-1,3-Dichloropropene | **0.25U** | ug/L | 0.50 | 0.25 | 1 | | 11/16/11 01:26 | 10061-02-6 | |
| Ethylbenzene | **0.50U** | ug/L | 1.0 | 0.50 | 1 | | 11/16/11 01:26 | 100-41-4 | |
| 2-Hexanone | **5.0U** | ug/L | 10.0 | 5.0 | 1 | | 11/16/11 01:26 | 591-78-6 | |
| Iodomethane | **0.50U** | ug/L | 1.0 | 0.50 | 1 | | 11/16/11 01:26 | 74-88-4 | |
| Methylene Chloride | **2.5U** | ug/L | 5.0 | 2.5 | 1 | | 11/16/11 01:26 | 75-09-2 | |
| 4-Methyl-2-pentanone (MIBK) | **5.0U** | ug/L | 10.0 | 5.0 | 1 | | 11/16/11 01:26 | 108-10-1 | |
| Styrene | **0.50U** | ug/L | 1.0 | 0.50 | 1 | | 11/16/11 01:26 | 100-42-5 | |
| 1,1,1,2-Tetrachloroethane | **0.50U** | ug/L | 1.0 | 0.50 | 1 | | 11/16/11 01:26 | 630-20-6 | |
| 1,1,2,2-Tetrachloroethane | **0.12U** | ug/L | 0.50 | 0.12 | 1 | | 11/16/11 01:26 | 79-34-5 | |
| Tetrachloroethene | **0.50U** | ug/L | 1.0 | 0.50 | 1 | | 11/16/11 01:26 | 127-18-4 | |
| Toluene | **0.50U** | ug/L | 1.0 | 0.50 | 1 | | 11/16/11 01:26 | 108-88-3 | |
| 1,1,1-Trichloroethane | **0.50U** | ug/L | 1.0 | 0.50 | 1 | | 11/16/11 01:26 | 71-55-6 | |
| 1,1,2-Trichloroethane | **0.50U** | ug/L | 1.0 | 0.50 | 1 | | 11/16/11 01:26 | 79-00-5 | |
| Trichloroethene | **0.50U** | ug/L | 1.0 | 0.50 | 1 | | 11/16/11 01:26 | 79-01-6 | |
| Trichlorofluoromethane | **0.50U** | ug/L | 1.0 | 0.50 | 1 | | 11/16/11 01:26 | 75-69-4 | |
| 1,2,3-Trichloropropane | **0.36U** | ug/L | 0.50 | 0.36 | 1 | | 11/16/11 01:26 | 96-18-4 | |
| Vinyl acetate | **1.0U** | ug/L | 2.0 | 1.0 | 1 | | 11/16/11 01:26 | 108-05-4 | |
| Vinyl chloride | **0.50U** | ug/L | 1.0 | 0.50 | 1 | | 11/16/11 01:26 | 75-01-4 | |
| Xylene (Total) | **0.50U** | ug/L | 1.0 | 0.50 | 1 | | 11/16/11 01:26 | 1330-20-7 | |
| ***Surrogates*** | | | | | | | | | |
| 4-Bromofluorobenzene (S) | 100 | % | 70-114 | | 1 | | 11/16/11 01:26 | 460-00-4 | |
| Dibromofluoromethane (S) | 101 | % | 88-117 | | 1 | | 11/16/11 01:26 | 1868-53-7 | |
| 1,2-Dichloroethane-d4 (S) | 101 | % | 86-125 | | 1 | | 11/16/11 01:26 | 17060-07-0 | |
| Toluene-d8 (S) | 102 | % | 87-113 | | 1 | | 11/16/11 01:26 | 2037-26-5 | |

**Pace Analytical Services, Inc.**
8 East Tower Circle
Ormond Beach, FL 32174
(386)672-5668

# ANALYTICAL RESULTS

Project: Tomoka Semi-annual LF
Pace Project No.: 3542752

**Sample: B2** **Lab ID: 3542752009** Collected: 11/09/11 12:30 Received: 11/09/11 16:30 Matrix: Water

| Parameters | Results | Units | PQL | MDL | DF | Prepared | Analyzed | CAS No. | Qual |
|---|---|---|---|---|---|---|---|---|---|
| **2540C Total Dissolved Solids** | Analytical Method: SM 2540C | | | | | | | | |
| Total Dissolved Solids | **662** | mg/L | 5.0 | 5.0 | 1 | | 11/11/11 12:35 | | |
| **300.0 IC Anions** | Analytical Method: EPA 300.0 | | | | | | | | |
| Nitrate as N | **0.025U** | mg/L | 0.050 | 0.025 | 1 | | 11/10/11 12:11 | 14797-55-8 | |
| **300.0 IC Anions 28 Days** | Analytical Method: EPA 300.0 | | | | | | | | |
| Chloride | **38.3** | mg/L | 5.0 | 2.5 | 1 | | 11/10/11 12:11 | 16887-00-6 | |
| Sulfate | **308** | mg/L | 50.0 | 25.0 | 10 | | 11/12/11 20:33 | 14808-79-8 | |
| **350.1 Ammonia** | Analytical Method: EPA 350.1 | | | | | | | | |
| Nitrogen, Ammonia | **3.0** | mg/L | 0.050 | 0.020 | 1 | | 11/16/11 08:07 | 7664-41-7 | |

**Pace Analytical Services, Inc.**
8 East Tower Circle
Ormond Beach, FL 32174
(386)672-5668

# ANALYTICAL RESULTS

Project: Tomoka Semi-annual LF
Pace Project No.: 3542752

**Sample: B63-1** **Lab ID: 3542752010** Collected: 11/09/11 13:17 Received: 11/09/11 16:30 Matrix: Water

| Parameters | Results | Units | PQL | MDL | DF | Prepared | Analyzed | CAS No. | Qual |
|---|---|---|---|---|---|---|---|---|---|
| **Field Data** | Analytical Method: | | | | | | | | |
| Field pH | **6.49** | Std. Units | | | 1 | | 11/09/11 13:17 | | |
| Field Temperature | **23.73** | deg C | | | 1 | | 11/09/11 13:17 | | |
| Appearance | **Color: None, Sheen: None** | | | | 1 | | 11/09/11 13:17 | | |
| Field Specific Conductance | **535** | umhos/cm | | | 1 | | 11/09/11 13:17 | | |
| Oxygen, Dissolved | **0.25** | mg/L | | | 1 | | 11/09/11 13:17 | 7782-44-7 | |
| REDOX | **-21.6** | mV | | | 1 | | 11/09/11 13:17 | | |
| Turbidity | **3.44** | NTU | | | 1 | | 11/09/11 13:17 | | |
| Depth to Water | **2.52** | feet | | | 1 | | 11/09/11 13:17 | | |
| Water Level(NGVD) | **27.54** | feet | | | 1 | | 11/09/11 13:17 | | |
| **8011 GCS EDB and DBCP** | Analytical Method: EPA 8011 | Preparation Method: EPA 8011 | | | | | | | |
| 1,2-Dibromo-3-chloropropane | **0.0051U** | ug/L | 0.021 | 0.0051 | 1 | 11/10/11 12:00 | 11/10/11 20:50 | 96-12-8 | |
| 1,2-Dibromoethane (EDB) | **0.0064U** | ug/L | 0.010 | 0.0064 | 1 | 11/10/11 12:00 | 11/10/11 20:50 | 106-93-4 | |
| **6010 MET ICP** | Analytical Method: EPA 6010 | Preparation Method: EPA 3010 | | | | | | | |
| Arsenic | **5.0U** | ug/L | 10.0 | 5.0 | 1 | 11/10/11 11:41 | 11/12/11 20:32 | 7440-38-2 | |
| Barium | **49.2** | ug/L | 10.0 | 5.0 | 1 | 11/10/11 11:41 | 11/12/11 20:32 | 7440-39-3 | |
| Beryllium | **0.50U** | ug/L | 1.0 | 0.50 | 1 | 11/10/11 11:41 | 11/12/11 20:32 | 7440-41-7 | |
| Cadmium | **0.50U** | ug/L | 1.0 | 0.50 | 1 | 11/10/11 11:41 | 11/12/11 20:32 | 7440-43-9 | |
| Chromium | **2.5U** | ug/L | 5.0 | 2.5 | 1 | 11/10/11 11:41 | 11/12/11 20:32 | 7440-47-3 | |
| Cobalt | **5.0U** | ug/L | 10.0 | 5.0 | 1 | 11/10/11 11:41 | 11/12/11 20:32 | 7440-48-4 | |
| Copper | **2.5U** | ug/L | 5.0 | 2.5 | 1 | 11/10/11 11:41 | 11/12/11 20:32 | 7440-50-8 | |
| Iron | **2560** | ug/L | 40.0 | 20.0 | 1 | 11/10/11 11:41 | 11/12/11 20:32 | 7439-89-6 | |
| Lead | **5.0U** | ug/L | 10.0 | 5.0 | 1 | 11/10/11 11:41 | 11/12/11 20:32 | 7439-92-1 | |
| Nickel | **2.5U** | ug/L | 5.0 | 2.5 | 1 | 11/10/11 11:41 | 11/12/11 20:32 | 7440-02-0 | |
| Selenium | **7.5U** | ug/L | 15.0 | 7.5 | 1 | 11/10/11 11:41 | 11/12/11 20:32 | 7782-49-2 | |
| Silver | **2.5U** | ug/L | 5.0 | 2.5 | 1 | 11/10/11 11:41 | 11/12/11 20:32 | 7440-22-4 | |
| Sodium | **56.5** | mg/L | 1.0 | 0.50 | 1 | 11/10/11 11:41 | 11/12/11 20:32 | 7440-23-5 | |
| Vanadium | **5.0U** | ug/L | 10.0 | 5.0 | 1 | 11/10/11 11:41 | 11/12/11 20:32 | 7440-62-2 | |
| Zinc | **10.0U** | ug/L | 20.0 | 10.0 | 1 | 11/10/11 11:41 | 11/12/11 20:32 | 7440-66-6 | |
| **6020 MET ICPMS** | Analytical Method: EPA 6020 | Preparation Method: EPA 3010 | | | | | | | |
| Antimony | **0.50U** | ug/L | 1.0 | 0.50 | 1 | 11/10/11 11:41 | 11/11/11 08:55 | 7440-36-0 | |
| Thallium | **0.50U** | ug/L | 1.0 | 0.50 | 1 | 11/10/11 11:41 | 11/11/11 08:55 | 7440-28-0 | |
| **7470 Mercury** | Analytical Method: EPA 7470 | Preparation Method: EPA 7470 | | | | | | | |
| Mercury | **0.10U** | ug/L | 0.20 | 0.10 | 1 | 11/10/11 01:45 | 11/11/11 06:39 | 7439-97-6 | |
| **8260 MSV** | Analytical Method: EPA 8260 | | | | | | | | |
| Acetone | **5.0U** | ug/L | 10.0 | 5.0 | 1 | | 11/16/11 01:51 | 67-64-1 | |
| Acrylonitrile | **5.0U** | ug/L | 10.0 | 5.0 | 1 | | 11/16/11 01:51 | 107-13-1 | |
| Benzene | **0.50U** | ug/L | 1.0 | 0.50 | 1 | | 11/16/11 01:51 | 71-43-2 | |
| Bromochloromethane | **0.50U** | ug/L | 1.0 | 0.50 | 1 | | 11/16/11 01:51 | 74-97-5 | |

**Pace Analytical Services, Inc.**
8 East Tower Circle
Ormond Beach, FL 32174
(386)672-5668

# ANALYTICAL RESULTS

Project: Tomoka Semi-annual LF
Pace Project No.: 3542752

**Sample: B63-1** **Lab ID: 3542752010** Collected: 11/09/11 13:17 Received: 11/09/11 16:30 Matrix: Water

| Parameters | Results | Units | PQL | MDL | DF | Prepared | Analyzed | CAS No. | Qual |
|---|---|---|---|---|---|---|---|---|---|
| **8260 MSV** | Analytical Method: EPA 8260 | | | | | | | | |
| Bromodichloromethane | **0.27U** | ug/L | 0.60 | 0.27 | 1 | | 11/16/11 01:51 | 75-27-4 | |
| Bromoform | **0.50U** | ug/L | 1.0 | 0.50 | 1 | | 11/16/11 01:51 | 75-25-2 | |
| Bromomethane | **0.50U** | ug/L | 1.0 | 0.50 | 1 | | 11/16/11 01:51 | 74-83-9 | |
| 2-Butanone (MEK) | **5.0U** | ug/L | 10.0 | 5.0 | 1 | | 11/16/11 01:51 | 78-93-3 | |
| Carbon disulfide | **5.0U** | ug/L | 10.0 | 5.0 | 1 | | 11/16/11 01:51 | 75-15-0 | |
| Carbon tetrachloride | **0.50U** | ug/L | 1.0 | 0.50 | 1 | | 11/16/11 01:51 | 56-23-5 | |
| Chlorobenzene | **0.50U** | ug/L | 1.0 | 0.50 | 1 | | 11/16/11 01:51 | 108-90-7 | |
| Chloroethane | **0.50U** | ug/L | 1.0 | 0.50 | 1 | | 11/16/11 01:51 | 75-00-3 | |
| Chloroform | **0.50U** | ug/L | 1.0 | 0.50 | 1 | | 11/16/11 01:51 | 67-66-3 | |
| Chloromethane | **0.62U** | ug/L | 1.0 | 0.62 | 1 | | 11/16/11 01:51 | 74-87-3 | |
| Dibromochloromethane | **0.26U** | ug/L | 0.50 | 0.26 | 1 | | 11/16/11 01:51 | 124-48-1 | |
| Dibromomethane | **0.50U** | ug/L | 1.0 | 0.50 | 1 | | 11/16/11 01:51 | 74-95-3 | |
| 1,2-Dichlorobenzene | **0.50U** | ug/L | 1.0 | 0.50 | 1 | | 11/16/11 01:51 | 95-50-1 | |
| 1,4-Dichlorobenzene | **0.50U** | ug/L | 1.0 | 0.50 | 1 | | 11/16/11 01:51 | 106-46-7 | |
| trans-1,4-Dichloro-2-butene | **5.0U** | ug/L | 10.0 | 5.0 | 1 | | 11/16/11 01:51 | 110-57-6 | |
| 1,1-Dichloroethane | **0.50U** | ug/L | 1.0 | 0.50 | 1 | | 11/16/11 01:51 | 75-34-3 | |
| 1,2-Dichloroethane | **0.50U** | ug/L | 1.0 | 0.50 | 1 | | 11/16/11 01:51 | 107-06-2 | |
| 1,1-Dichloroethene | **0.50U** | ug/L | 1.0 | 0.50 | 1 | | 11/16/11 01:51 | 75-35-4 | |
| cis-1,2-Dichloroethene | **0.50U** | ug/L | 1.0 | 0.50 | 1 | | 11/16/11 01:51 | 156-59-2 | |
| trans-1,2-Dichloroethene | **0.50U** | ug/L | 1.0 | 0.50 | 1 | | 11/16/11 01:51 | 156-60-5 | |
| 1,2-Dichloropropane | **0.50U** | ug/L | 1.0 | 0.50 | 1 | | 11/16/11 01:51 | 78-87-5 | |
| cis-1,3-Dichloropropene | **0.25U** | ug/L | 0.50 | 0.25 | 1 | | 11/16/11 01:51 | 10061-01-5 | |
| trans-1,3-Dichloropropene | **0.25U** | ug/L | 0.50 | 0.25 | 1 | | 11/16/11 01:51 | 10061-02-6 | |
| Ethylbenzene | **0.50U** | ug/L | 1.0 | 0.50 | 1 | | 11/16/11 01:51 | 100-41-4 | |
| 2-Hexanone | **5.0U** | ug/L | 10.0 | 5.0 | 1 | | 11/16/11 01:51 | 591-78-6 | |
| Iodomethane | **0.50U** | ug/L | 1.0 | 0.50 | 1 | | 11/16/11 01:51 | 74-88-4 | |
| Methylene Chloride | **2.5U** | ug/L | 5.0 | 2.5 | 1 | | 11/16/11 01:51 | 75-09-2 | |
| 4-Methyl-2-pentanone (MIBK) | **5.0U** | ug/L | 10.0 | 5.0 | 1 | | 11/16/11 01:51 | 108-10-1 | |
| Styrene | **0.50U** | ug/L | 1.0 | 0.50 | 1 | | 11/16/11 01:51 | 100-42-5 | |
| 1,1,1,2-Tetrachloroethane | **0.50U** | ug/L | 1.0 | 0.50 | 1 | | 11/16/11 01:51 | 630-20-6 | |
| 1,1,2,2-Tetrachloroethane | **0.12U** | ug/L | 0.50 | 0.12 | 1 | | 11/16/11 01:51 | 79-34-5 | |
| Tetrachloroethene | **0.50U** | ug/L | 1.0 | 0.50 | 1 | | 11/16/11 01:51 | 127-18-4 | |
| Toluene | **0.50U** | ug/L | 1.0 | 0.50 | 1 | | 11/16/11 01:51 | 108-88-3 | |
| 1,1,1-Trichloroethane | **0.50U** | ug/L | 1.0 | 0.50 | 1 | | 11/16/11 01:51 | 71-55-6 | |
| 1,1,2-Trichloroethane | **0.50U** | ug/L | 1.0 | 0.50 | 1 | | 11/16/11 01:51 | 79-00-5 | |
| Trichloroethene | **0.50U** | ug/L | 1.0 | 0.50 | 1 | | 11/16/11 01:51 | 79-01-6 | |
| Trichlorofluoromethane | **0.50U** | ug/L | 1.0 | 0.50 | 1 | | 11/16/11 01:51 | 75-69-4 | |
| 1,2,3-Trichloropropane | **0.36U** | ug/L | 0.50 | 0.36 | 1 | | 11/16/11 01:51 | 96-18-4 | |
| Vinyl acetate | **1.0U** | ug/L | 2.0 | 1.0 | 1 | | 11/16/11 01:51 | 108-05-4 | |
| Vinyl chloride | **0.50U** | ug/L | 1.0 | 0.50 | 1 | | 11/16/11 01:51 | 75-01-4 | |
| Xylene (Total) | **0.50U** | ug/L | 1.0 | 0.50 | 1 | | 11/16/11 01:51 | 1330-20-7 | |
| ***Surrogates*** | | | | | | | | | |
| 4-Bromofluorobenzene (S) | 104 | % | 70-114 | | 1 | | 11/16/11 01:51 | 460-00-4 | |
| Dibromofluoromethane (S) | 104 | % | 88-117 | | 1 | | 11/16/11 01:51 | 1868-53-7 | |
| 1,2-Dichloroethane-d4 (S) | 101 | % | 86-125 | | 1 | | 11/16/11 01:51 | 17060-07-0 | |
| Toluene-d8 (S) | 100 | % | 87-113 | | 1 | | 11/16/11 01:51 | 2037-26-5 | |

**Pace Analytical Services, Inc.**
8 East Tower Circle
Ormond Beach, FL 32174
(386)672-5668

# ANALYTICAL RESULTS

Project: Tomoka Semi-annual LF
Pace Project No.: 3542752

**Sample: B63-1** **Lab ID: 3542752010** Collected: 11/09/11 13:17 Received: 11/09/11 16:30 Matrix: Water

| Parameters | Results | Units | PQL | MDL | DF | Prepared | Analyzed | CAS No. | Qual |
|---|---|---|---|---|---|---|---|---|---|
| **2540C Total Dissolved Solids** | Analytical Method: SM 2540C | | | | | | | | |
| Total Dissolved Solids | **358** | mg/L | 5.0 | 5.0 | 1 | | 11/11/11 12:35 | | |
| **300.0 IC Anions** | Analytical Method: EPA 300.0 | | | | | | | | |
| Nitrate as N | **0.025U** | mg/L | 0.050 | 0.025 | 1 | | 11/10/11 12:23 | 14797-55-8 | |
| **300.0 IC Anions 28 Days** | Analytical Method: EPA 300.0 | | | | | | | | |
| Chloride | **50.6** | mg/L | 5.0 | 2.5 | 1 | | 11/10/11 12:23 | 16887-00-6 | |
| Sulfate | **2.5U** | mg/L | 5.0 | 2.5 | 1 | | 11/10/11 12:23 | 14808-79-8 | |
| **350.1 Ammonia** | Analytical Method: EPA 350.1 | | | | | | | | |
| Nitrogen, Ammonia | **0.080** | mg/L | 0.050 | 0.020 | 1 | | 11/16/11 08:07 | 7664-41-7 | |

**Pace Analytical Services, Inc.**
8 East Tower Circle
Ormond Beach, FL 32174
(386)672-5668

# ANALYTICAL RESULTS

Project: Tomoka Semi-annual LF
Pace Project No.: 3542752

**Sample: B33-1** **Lab ID: 3542752011** Collected: 11/09/11 13:22 Received: 11/09/11 16:30 Matrix: Water

| Parameters | Results | Units | PQL | MDL | DF | Prepared | Analyzed | CAS No. | Qual |
|---|---|---|---|---|---|---|---|---|---|
| **Field Data** | Analytical Method: | | | | | | | | |
| Field pH | **7.52** | Std. Units | | | 1 | | 11/09/11 13:22 | | |
| Field Temperature | **24.11** | deg C | | | 1 | | 11/09/11 13:22 | | |
| Appearance | **Color: Brown, Sheen: None** | | | | 1 | | 11/09/11 13:22 | | |
| Field Specific Conductance | **467** | umhos/cm | | | 1 | | 11/09/11 13:22 | | |
| Oxygen, Dissolved | **0.70** | mg/L | | | 1 | | 11/09/11 13:22 | 7782-44-7 | |
| REDOX | **3.5** | mV | | | 1 | | 11/09/11 13:22 | | |
| Turbidity | **1.24** | NTU | | | 1 | | 11/09/11 13:22 | | |
| Depth to Water | **6.80** | feet | | | 1 | | 11/09/11 13:22 | | |
| Water Level(NGVD) | **26.02** | feet | | | 1 | | 11/09/11 13:22 | | |
| **8011 GCS EDB and DBCP** | Analytical Method: EPA 8011 Preparation Method: EPA 8011 | | | | | | | | |
| 1,2-Dibromo-3-chloropropane | **0.0048U** | ug/L | 0.019 | 0.0048 | 1 | 11/14/11 09:00 | 11/14/11 17:49 | 96-12-8 | |
| 1,2-Dibromoethane (EDB) | **0.0060U** | ug/L | 0.0097 | 0.0060 | 1 | 11/14/11 09:00 | 11/14/11 17:49 | 106-93-4 | |
| **6010 MET ICP** | Analytical Method: EPA 6010 Preparation Method: EPA 3010 | | | | | | | | |
| Arsenic | **5.0U** | ug/L | 10.0 | 5.0 | 1 | 11/10/11 11:41 | 11/12/11 20:36 | 7440-38-2 | |
| Barium | **34.8** | ug/L | 10.0 | 5.0 | 1 | 11/10/11 11:41 | 11/12/11 20:36 | 7440-39-3 | |
| Beryllium | **0.50U** | ug/L | 1.0 | 0.50 | 1 | 11/10/11 11:41 | 11/12/11 20:36 | 7440-41-7 | |
| Cadmium | **0.50U** | ug/L | 1.0 | 0.50 | 1 | 11/10/11 11:41 | 11/12/11 20:36 | 7440-43-9 | |
| Chromium | **3.5 I** | ug/L | 5.0 | 2.5 | 1 | 11/10/11 11:41 | 11/12/11 20:36 | 7440-47-3 | |
| Cobalt | **5.0U** | ug/L | 10.0 | 5.0 | 1 | 11/10/11 11:41 | 11/12/11 20:36 | 7440-48-4 | |
| Copper | **2.5U** | ug/L | 5.0 | 2.5 | 1 | 11/10/11 11:41 | 11/12/11 20:36 | 7440-50-8 | |
| Iron | **8190** | ug/L | 40.0 | 20.0 | 1 | 11/10/11 11:41 | 11/12/11 20:36 | 7439-89-6 | |
| Lead | **5.0U** | ug/L | 10.0 | 5.0 | 1 | 11/10/11 11:41 | 11/12/11 20:36 | 7439-92-1 | |
| Nickel | **2.5U** | ug/L | 5.0 | 2.5 | 1 | 11/10/11 11:41 | 11/12/11 20:36 | 7440-02-0 | |
| Selenium | **7.5U** | ug/L | 15.0 | 7.5 | 1 | 11/10/11 11:41 | 11/12/11 20:36 | 7782-49-2 | |
| Silver | **2.5U** | ug/L | 5.0 | 2.5 | 1 | 11/10/11 11:41 | 11/12/11 20:36 | 7440-22-4 | |
| Sodium | **53.6** | mg/L | 1.0 | 0.50 | 1 | 11/10/11 11:41 | 11/12/11 20:36 | 7440-23-5 | |
| Vanadium | **5.4 I** | ug/L | 10.0 | 5.0 | 1 | 11/10/11 11:41 | 11/12/11 20:36 | 7440-62-2 | |
| Zinc | **10.0U** | ug/L | 20.0 | 10.0 | 1 | 11/10/11 11:41 | 11/12/11 20:36 | 7440-66-6 | |
| **6020 MET ICPMS** | Analytical Method: EPA 6020 Preparation Method: EPA 3010 | | | | | | | | |
| Antimony | **0.50U** | ug/L | 1.0 | 0.50 | 1 | 11/10/11 11:41 | 11/11/11 09:07 | 7440-36-0 | |
| Thallium | **0.50U** | ug/L | 1.0 | 0.50 | 1 | 11/10/11 11:41 | 11/11/11 09:07 | 7440-28-0 | |
| **7470 Mercury** | Analytical Method: EPA 7470 Preparation Method: EPA 7470 | | | | | | | | |
| Mercury | **0.10U** | ug/L | 0.20 | 0.10 | 1 | 11/10/11 01:45 | 11/11/11 06:42 | 7439-97-6 | |
| **8260 MSV** | Analytical Method: EPA 8260 | | | | | | | | |
| Acetone | **5.0U** | ug/L | 10.0 | 5.0 | 1 | | 11/16/11 03:30 | 67-64-1 | |
| Acrylonitrile | **5.0U** | ug/L | 10.0 | 5.0 | 1 | | 11/16/11 03:30 | 107-13-1 | |
| Benzene | **0.50U** | ug/L | 1.0 | 0.50 | 1 | | 11/16/11 03:30 | 71-43-2 | |
| Bromochloromethane | **0.50U** | ug/L | 1.0 | 0.50 | 1 | | 11/16/11 03:30 | 74-97-5 | |

**Pace Analytical Services, Inc.**
8 East Tower Circle
Ormond Beach, FL 32174
(386)672-5668

# ANALYTICAL RESULTS

Project: Tomoka Semi-annual LF
Pace Project No.: 3542752

**Sample: B33-1** **Lab ID: 3542752011** Collected: 11/09/11 13:22 Received: 11/09/11 16:30 Matrix: Water

| Parameters | Results | Units | PQL | MDL | DF | Prepared | Analyzed | CAS No. | Qual |
|---|---|---|---|---|---|---|---|---|---|
| **8260 MSV** | Analytical Method: EPA 8260 | | | | | | | | |
| Bromodichloromethane | **0.27U** | ug/L | 0.60 | 0.27 | 1 | | 11/16/11 03:30 | 75-27-4 | |
| Bromoform | **0.50U** | ug/L | 1.0 | 0.50 | 1 | | 11/16/11 03:30 | 75-25-2 | |
| Bromomethane | **0.50U** | ug/L | 1.0 | 0.50 | 1 | | 11/16/11 03:30 | 74-83-9 | |
| 2-Butanone (MEK) | **5.0U** | ug/L | 10.0 | 5.0 | 1 | | 11/16/11 03:30 | 78-93-3 | |
| Carbon disulfide | **5.0U** | ug/L | 10.0 | 5.0 | 1 | | 11/16/11 03:30 | 75-15-0 | |
| Carbon tetrachloride | **0.50U** | ug/L | 1.0 | 0.50 | 1 | | 11/16/11 03:30 | 56-23-5 | |
| Chlorobenzene | **0.50U** | ug/L | 1.0 | 0.50 | 1 | | 11/16/11 03:30 | 108-90-7 | |
| Chloroethane | **0.50U** | ug/L | 1.0 | 0.50 | 1 | | 11/16/11 03:30 | 75-00-3 | |
| Chloroform | **0.50U** | ug/L | 1.0 | 0.50 | 1 | | 11/16/11 03:30 | 67-66-3 | |
| Chloromethane | **0.62U** | ug/L | 1.0 | 0.62 | 1 | | 11/16/11 03:30 | 74-87-3 | |
| Dibromochloromethane | **0.26U** | ug/L | 0.50 | 0.26 | 1 | | 11/16/11 03:30 | 124-48-1 | |
| Dibromomethane | **0.50U** | ug/L | 1.0 | 0.50 | 1 | | 11/16/11 03:30 | 74-95-3 | |
| 1,2-Dichlorobenzene | **0.50U** | ug/L | 1.0 | 0.50 | 1 | | 11/16/11 03:30 | 95-50-1 | |
| 1,4-Dichlorobenzene | **0.50U** | ug/L | 1.0 | 0.50 | 1 | | 11/16/11 03:30 | 106-46-7 | |
| trans-1,4-Dichloro-2-butene | **5.0U** | ug/L | 10.0 | 5.0 | 1 | | 11/16/11 03:30 | 110-57-6 | |
| 1,1-Dichloroethane | **0.50U** | ug/L | 1.0 | 0.50 | 1 | | 11/16/11 03:30 | 75-34-3 | |
| 1,2-Dichloroethane | **0.50U** | ug/L | 1.0 | 0.50 | 1 | | 11/16/11 03:30 | 107-06-2 | |
| 1,1-Dichloroethene | **0.50U** | ug/L | 1.0 | 0.50 | 1 | | 11/16/11 03:30 | 75-35-4 | |
| cis-1,2-Dichloroethene | **0.50U** | ug/L | 1.0 | 0.50 | 1 | | 11/16/11 03:30 | 156-59-2 | |
| trans-1,2-Dichloroethene | **0.50U** | ug/L | 1.0 | 0.50 | 1 | | 11/16/11 03:30 | 156-60-5 | |
| 1,2-Dichloropropane | **0.50U** | ug/L | 1.0 | 0.50 | 1 | | 11/16/11 03:30 | 78-87-5 | |
| cis-1,3-Dichloropropene | **0.25U** | ug/L | 0.50 | 0.25 | 1 | | 11/16/11 03:30 | 10061-01-5 | |
| trans-1,3-Dichloropropene | **0.25U** | ug/L | 0.50 | 0.25 | 1 | | 11/16/11 03:30 | 10061-02-6 | |
| Ethylbenzene | **0.50U** | ug/L | 1.0 | 0.50 | 1 | | 11/16/11 03:30 | 100-41-4 | |
| 2-Hexanone | **5.0U** | ug/L | 10.0 | 5.0 | 1 | | 11/16/11 03:30 | 591-78-6 | |
| Iodomethane | **0.50U** | ug/L | 1.0 | 0.50 | 1 | | 11/16/11 03:30 | 74-88-4 | |
| Methylene Chloride | **2.5U** | ug/L | 5.0 | 2.5 | 1 | | 11/16/11 03:30 | 75-09-2 | |
| 4-Methyl-2-pentanone (MIBK) | **5.0U** | ug/L | 10.0 | 5.0 | 1 | | 11/16/11 03:30 | 108-10-1 | |
| Styrene | **0.50U** | ug/L | 1.0 | 0.50 | 1 | | 11/16/11 03:30 | 100-42-5 | |
| 1,1,1,2-Tetrachloroethane | **0.50U** | ug/L | 1.0 | 0.50 | 1 | | 11/16/11 03:30 | 630-20-6 | |
| 1,1,2,2-Tetrachloroethane | **0.12U** | ug/L | 0.50 | 0.12 | 1 | | 11/16/11 03:30 | 79-34-5 | |
| Tetrachloroethene | **0.50U** | ug/L | 1.0 | 0.50 | 1 | | 11/16/11 03:30 | 127-18-4 | |
| Toluene | **0.50U** | ug/L | 1.0 | 0.50 | 1 | | 11/16/11 03:30 | 108-88-3 | |
| 1,1,1-Trichloroethane | **0.50U** | ug/L | 1.0 | 0.50 | 1 | | 11/16/11 03:30 | 71-55-6 | |
| 1,1,2-Trichloroethane | **0.50U** | ug/L | 1.0 | 0.50 | 1 | | 11/16/11 03:30 | 79-00-5 | |
| Trichloroethene | **0.50U** | ug/L | 1.0 | 0.50 | 1 | | 11/16/11 03:30 | 79-01-6 | |
| Trichlorofluoromethane | **0.50U** | ug/L | 1.0 | 0.50 | 1 | | 11/16/11 03:30 | 75-69-4 | |
| 1,2,3-Trichloropropane | **0.36U** | ug/L | 0.50 | 0.36 | 1 | | 11/16/11 03:30 | 96-18-4 | |
| Vinyl acetate | **1.0U** | ug/L | 2.0 | 1.0 | 1 | | 11/16/11 03:30 | 108-05-4 | |
| Vinyl chloride | **0.50U** | ug/L | 1.0 | 0.50 | 1 | | 11/16/11 03:30 | 75-01-4 | |
| Xylene (Total) | **0.50U** | ug/L | 1.0 | 0.50 | 1 | | 11/16/11 03:30 | 1330-20-7 | |
| ***Surrogates*** | | | | | | | | | |
| 4-Bromofluorobenzene (S) | 104 | % | 70-114 | | 1 | | 11/16/11 03:30 | 460-00-4 | |
| Dibromofluoromethane (S) | 101 | % | 88-117 | | 1 | | 11/16/11 03:30 | 1868-53-7 | |
| 1,2-Dichloroethane-d4 (S) | 102 | % | 86-125 | | 1 | | 11/16/11 03:30 | 17060-07-0 | |
| Toluene-d8 (S) | 102 | % | 87-113 | | 1 | | 11/16/11 03:30 | 2037-26-5 | |

**Pace Analytical Services, Inc.**
8 East Tower Circle
Ormond Beach, FL 32174
(386)672-5668

# ANALYTICAL RESULTS

Project: Tomoka Semi-annual LF
Pace Project No.: 3542752

**Sample: B33-1** **Lab ID: 3542752011** Collected: 11/09/11 13:22 Received: 11/09/11 16:30 Matrix: Water

| Parameters | Results | Units | PQL | MDL | DF | Prepared | Analyzed | CAS No. | Qual |
|---|---|---|---|---|---|---|---|---|---|
| **2540C Total Dissolved Solids** | Analytical Method: SM 2540C | | | | | | | | |
| Total Dissolved Solids | **379** | mg/L | 5.0 | 5.0 | 1 | | 11/14/11 10:26 | | |
| **300.0 IC Anions** | Analytical Method: EPA 300.0 | | | | | | | | |
| Nitrate as N | **0.025U** | mg/L | 0.050 | 0.025 | 1 | | 11/10/11 12:59 | 14797-55-8 | |
| **300.0 IC Anions 28 Days** | Analytical Method: EPA 300.0 | | | | | | | | |
| Chloride | **40.1** | mg/L | 5.0 | 2.5 | 1 | | 11/10/11 12:59 | 16887-00-6 | |
| Sulfate | **2.5U** | mg/L | 5.0 | 2.5 | 1 | | 11/10/11 12:59 | 14808-79-8 | |
| **350.1 Ammonia** | Analytical Method: EPA 350.1 | | | | | | | | |
| Nitrogen, Ammonia | **0.21** | mg/L | 0.050 | 0.020 | 1 | | 11/16/11 08:08 | 7664-41-7 | |

**Pace Analytical Services, Inc.**
8 East Tower Circle
Ormond Beach, FL 32174
(386)672-5668

# ANALYTICAL RESULTS

Project: Tomoka Semi-annual LF
Pace Project No.: 3542752

**Sample: B63-2** **Lab ID: 3542752012** Collected: 11/09/11 13:45 Received: 11/09/11 16:30 Matrix: Water

| Parameters | Results | Units | PQL | MDL | DF | Prepared | Analyzed | CAS No. | Qual |
|---|---|---|---|---|---|---|---|---|---|
| **Field Data** | Analytical Method: | | | | | | | | |
| Field pH | **6.78** | Std. Units | | | 1 | | 11/09/11 13:45 | | |
| Field Temperature | **24.27** | deg C | | | 1 | | 11/09/11 13:45 | | |
| Appearance | **Color: None, Sheen: None** | | | | 1 | | 11/09/11 13:45 | | |
| Field Specific Conductance | **675** | umhos/cm | | | 1 | | 11/09/11 13:45 | | |
| Oxygen, Dissolved | **0.34** | mg/L | | | 1 | | 11/09/11 13:45 | 7782-44-7 | |
| REDOX | **-75.5** | mV | | | 1 | | 11/09/11 13:45 | | |
| Turbidity | **3.86** | NTU | | | 1 | | 11/09/11 13:45 | | |
| Depth to Water | **2.82** | feet | | | 1 | | 11/09/11 13:45 | | |
| Water Level(NGVD) | **27.60** | feet | | | 1 | | 11/09/11 13:45 | | |
| **8011 GCS EDB and DBCP** | Analytical Method: EPA 8011 Preparation Method: EPA 8011 | | | | | | | | |
| 1,2-Dibromo-3-chloropropane | **0.0050U** | ug/L | 0.020 | 0.0050 | 1 | 11/14/11 09:00 | 11/14/11 18:04 | 96-12-8 | |
| 1,2-Dibromoethane (EDB) | **0.0063U** | ug/L | 0.010 | 0.0063 | 1 | 11/14/11 09:00 | 11/14/11 18:04 | 106-93-4 | |
| **6010 MET ICP** | Analytical Method: EPA 6010 Preparation Method: EPA 3010 | | | | | | | | |
| Arsenic | **5.0U** | ug/L | 10.0 | 5.0 | 1 | 11/10/11 11:41 | 11/12/11 20:40 | 7440-38-2 | |
| Barium | **57.3** | ug/L | 10.0 | 5.0 | 1 | 11/10/11 11:41 | 11/12/11 20:40 | 7440-39-3 | |
| Beryllium | **0.50U** | ug/L | 1.0 | 0.50 | 1 | 11/10/11 11:41 | 11/12/11 20:40 | 7440-41-7 | |
| Cadmium | **0.50U** | ug/L | 1.0 | 0.50 | 1 | 11/10/11 11:41 | 11/12/11 20:40 | 7440-43-9 | |
| Chromium | **2.5U** | ug/L | 5.0 | 2.5 | 1 | 11/10/11 11:41 | 11/12/11 20:40 | 7440-47-3 | |
| Cobalt | **5.0U** | ug/L | 10.0 | 5.0 | 1 | 11/10/11 11:41 | 11/12/11 20:40 | 7440-48-4 | |
| Copper | **2.5U** | ug/L | 5.0 | 2.5 | 1 | 11/10/11 11:41 | 11/12/11 20:40 | 7440-50-8 | |
| Iron | **8330** | ug/L | 40.0 | 20.0 | 1 | 11/10/11 11:41 | 11/12/11 20:40 | 7439-89-6 | |
| Lead | **5.0U** | ug/L | 10.0 | 5.0 | 1 | 11/10/11 11:41 | 11/12/11 20:40 | 7439-92-1 | |
| Nickel | **2.5U** | ug/L | 5.0 | 2.5 | 1 | 11/10/11 11:41 | 11/12/11 20:40 | 7440-02-0 | |
| Selenium | **7.5U** | ug/L | 15.0 | 7.5 | 1 | 11/10/11 11:41 | 11/12/11 20:40 | 7782-49-2 | |
| Silver | **2.5U** | ug/L | 5.0 | 2.5 | 1 | 11/10/11 11:41 | 11/12/11 20:40 | 7440-22-4 | |
| Sodium | **13.9** | mg/L | 1.0 | 0.50 | 1 | 11/10/11 11:41 | 11/12/11 20:40 | 7440-23-5 | |
| Vanadium | **5.0U** | ug/L | 10.0 | 5.0 | 1 | 11/10/11 11:41 | 11/12/11 20:40 | 7440-62-2 | |
| Zinc | **10.0U** | ug/L | 20.0 | 10.0 | 1 | 11/10/11 11:41 | 11/12/11 20:40 | 7440-66-6 | |
| **6020 MET ICPMS** | Analytical Method: EPA 6020 Preparation Method: EPA 3010 | | | | | | | | |
| Antimony | **0.50U** | ug/L | 1.0 | 0.50 | 1 | 11/10/11 11:41 | 11/11/11 09:10 | 7440-36-0 | |
| Thallium | **0.50U** | ug/L | 1.0 | 0.50 | 1 | 11/10/11 11:41 | 11/11/11 09:10 | 7440-28-0 | |
| **7470 Mercury** | Analytical Method: EPA 7470 Preparation Method: EPA 7470 | | | | | | | | |
| Mercury | **0.10U** | ug/L | 0.20 | 0.10 | 1 | 11/10/11 01:45 | 11/11/11 06:44 | 7439-97-6 | |
| **8260 MSV** | Analytical Method: EPA 8260 | | | | | | | | |
| Acetone | **5.0U** | ug/L | 10.0 | 5.0 | 1 | | 11/16/11 02:16 | 67-64-1 | |
| Acrylonitrile | **5.0U** | ug/L | 10.0 | 5.0 | 1 | | 11/16/11 02:16 | 107-13-1 | |
| Benzene | **0.50U** | ug/L | 1.0 | 0.50 | 1 | | 11/16/11 02:16 | 71-43-2 | |
| Bromochloromethane | **0.50U** | ug/L | 1.0 | 0.50 | 1 | | 11/16/11 02:16 | 74-97-5 | |

**Pace Analytical Services, Inc.**
8 East Tower Circle
Ormond Beach, FL 32174
(386)672-5668

# ANALYTICAL RESULTS

Project: Tomoka Semi-annual LF
Pace Project No.: 3542752

**Sample: B63-2** **Lab ID: 3542752012** Collected: 11/09/11 13:45 Received: 11/09/11 16:30 Matrix: Water

| Parameters | Results | Units | PQL | MDL | DF | Prepared | Analyzed | CAS No. | Qual |
|---|---|---|---|---|---|---|---|---|---|
| **8260 MSV** | Analytical Method: EPA 8260 | | | | | | | | |
| Bromodichloromethane | **0.27U** | ug/L | 0.60 | 0.27 | 1 | | 11/16/11 02:16 | 75-27-4 | |
| Bromoform | **0.50U** | ug/L | 1.0 | 0.50 | 1 | | 11/16/11 02:16 | 75-25-2 | |
| Bromomethane | **0.50U** | ug/L | 1.0 | 0.50 | 1 | | 11/16/11 02:16 | 74-83-9 | |
| 2-Butanone (MEK) | **5.0U** | ug/L | 10.0 | 5.0 | 1 | | 11/16/11 02:16 | 78-93-3 | |
| Carbon disulfide | **5.0U** | ug/L | 10.0 | 5.0 | 1 | | 11/16/11 02:16 | 75-15-0 | |
| Carbon tetrachloride | **0.50U** | ug/L | 1.0 | 0.50 | 1 | | 11/16/11 02:16 | 56-23-5 | |
| Chlorobenzene | **0.50U** | ug/L | 1.0 | 0.50 | 1 | | 11/16/11 02:16 | 108-90-7 | |
| Chloroethane | **0.50U** | ug/L | 1.0 | 0.50 | 1 | | 11/16/11 02:16 | 75-00-3 | |
| Chloroform | **0.50U** | ug/L | 1.0 | 0.50 | 1 | | 11/16/11 02:16 | 67-66-3 | |
| Chloromethane | **0.62U** | ug/L | 1.0 | 0.62 | 1 | | 11/16/11 02:16 | 74-87-3 | |
| Dibromochloromethane | **0.26U** | ug/L | 0.50 | 0.26 | 1 | | 11/16/11 02:16 | 124-48-1 | |
| Dibromomethane | **0.50U** | ug/L | 1.0 | 0.50 | 1 | | 11/16/11 02:16 | 74-95-3 | |
| 1,2-Dichlorobenzene | **0.50U** | ug/L | 1.0 | 0.50 | 1 | | 11/16/11 02:16 | 95-50-1 | |
| 1,4-Dichlorobenzene | **0.50U** | ug/L | 1.0 | 0.50 | 1 | | 11/16/11 02:16 | 106-46-7 | |
| trans-1,4-Dichloro-2-butene | **5.0U** | ug/L | 10.0 | 5.0 | 1 | | 11/16/11 02:16 | 110-57-6 | |
| 1,1-Dichloroethane | **0.50U** | ug/L | 1.0 | 0.50 | 1 | | 11/16/11 02:16 | 75-34-3 | |
| 1,2-Dichloroethane | **0.50U** | ug/L | 1.0 | 0.50 | 1 | | 11/16/11 02:16 | 107-06-2 | |
| 1,1-Dichloroethene | **0.50U** | ug/L | 1.0 | 0.50 | 1 | | 11/16/11 02:16 | 75-35-4 | |
| cis-1,2-Dichloroethene | **0.50U** | ug/L | 1.0 | 0.50 | 1 | | 11/16/11 02:16 | 156-59-2 | |
| trans-1,2-Dichloroethene | **0.50U** | ug/L | 1.0 | 0.50 | 1 | | 11/16/11 02:16 | 156-60-5 | |
| 1,2-Dichloropropane | **0.50U** | ug/L | 1.0 | 0.50 | 1 | | 11/16/11 02:16 | 78-87-5 | |
| cis-1,3-Dichloropropene | **0.25U** | ug/L | 0.50 | 0.25 | 1 | | 11/16/11 02:16 | 10061-01-5 | |
| trans-1,3-Dichloropropene | **0.25U** | ug/L | 0.50 | 0.25 | 1 | | 11/16/11 02:16 | 10061-02-6 | |
| Ethylbenzene | **0.50U** | ug/L | 1.0 | 0.50 | 1 | | 11/16/11 02:16 | 100-41-4 | |
| 2-Hexanone | **5.0U** | ug/L | 10.0 | 5.0 | 1 | | 11/16/11 02:16 | 591-78-6 | |
| Iodomethane | **0.50U** | ug/L | 1.0 | 0.50 | 1 | | 11/16/11 02:16 | 74-88-4 | |
| Methylene Chloride | **2.5U** | ug/L | 5.0 | 2.5 | 1 | | 11/16/11 02:16 | 75-09-2 | |
| 4-Methyl-2-pentanone (MIBK) | **5.0U** | ug/L | 10.0 | 5.0 | 1 | | 11/16/11 02:16 | 108-10-1 | |
| Styrene | **0.50U** | ug/L | 1.0 | 0.50 | 1 | | 11/16/11 02:16 | 100-42-5 | |
| 1,1,1,2-Tetrachloroethane | **0.50U** | ug/L | 1.0 | 0.50 | 1 | | 11/16/11 02:16 | 630-20-6 | |
| 1,1,2,2-Tetrachloroethane | **0.12U** | ug/L | 0.50 | 0.12 | 1 | | 11/16/11 02:16 | 79-34-5 | |
| Tetrachloroethene | **0.50U** | ug/L | 1.0 | 0.50 | 1 | | 11/16/11 02:16 | 127-18-4 | |
| Toluene | **0.50U** | ug/L | 1.0 | 0.50 | 1 | | 11/16/11 02:16 | 108-88-3 | |
| 1,1,1-Trichloroethane | **0.50U** | ug/L | 1.0 | 0.50 | 1 | | 11/16/11 02:16 | 71-55-6 | |
| 1,1,2-Trichloroethane | **0.50U** | ug/L | 1.0 | 0.50 | 1 | | 11/16/11 02:16 | 79-00-5 | |
| Trichloroethene | **0.50U** | ug/L | 1.0 | 0.50 | 1 | | 11/16/11 02:16 | 79-01-6 | |
| Trichlorofluoromethane | **0.50U** | ug/L | 1.0 | 0.50 | 1 | | 11/16/11 02:16 | 75-69-4 | |
| 1,2,3-Trichloropropane | **0.36U** | ug/L | 0.50 | 0.36 | 1 | | 11/16/11 02:16 | 96-18-4 | |
| Vinyl acetate | **1.0U** | ug/L | 2.0 | 1.0 | 1 | | 11/16/11 02:16 | 108-05-4 | |
| Vinyl chloride | **0.50U** | ug/L | 1.0 | 0.50 | 1 | | 11/16/11 02:16 | 75-01-4 | |
| Xylene (Total) | **0.50U** | ug/L | 1.0 | 0.50 | 1 | | 11/16/11 02:16 | 1330-20-7 | |
| ***Surrogates*** | | | | | | | | | |
| 4-Bromofluorobenzene (S) | 104 | % | 70-114 | | 1 | | 11/16/11 02:16 | 460-00-4 | |
| Dibromofluoromethane (S) | 101 | % | 88-117 | | 1 | | 11/16/11 02:16 | 1868-53-7 | |
| 1,2-Dichloroethane-d4 (S) | 101 | % | 86-125 | | 1 | | 11/16/11 02:16 | 17060-07-0 | |
| Toluene-d8 (S) | 100 | % | 87-113 | | 1 | | 11/16/11 02:16 | 2037-26-5 | |

**Pace Analytical Services, Inc.**
8 East Tower Circle
Ormond Beach, FL 32174
(386)672-5668

# ANALYTICAL RESULTS

Project: Tomoka Semi-annual LF
Pace Project No.: 3542752

**Sample: B63-2** **Lab ID: 3542752012** Collected: 11/09/11 13:45 Received: 11/09/11 16:30 Matrix: Water

| Parameters | Results | Units | PQL | MDL | DF | Prepared | Analyzed | CAS No. | Qual |
|---|---|---|---|---|---|---|---|---|---|
| **2540C Total Dissolved Solids** | Analytical Method: SM 2540C | | | | | | | | |
| Total Dissolved Solids | **436** | mg/L | 5.0 | 5.0 | 1 | | 11/14/11 10:27 | | |
| **300.0 IC Anions** | Analytical Method: EPA 300.0 | | | | | | | | |
| Nitrate as N | **0.025U** | mg/L | 0.050 | 0.025 | 1 | | 11/10/11 13:36 | 14797-55-8 | |
| **300.0 IC Anions 28 Days** | Analytical Method: EPA 300.0 | | | | | | | | |
| Chloride | **14.8** | mg/L | 5.0 | 2.5 | 1 | | 11/10/11 13:36 | 16887-00-6 | |
| Sulfate | **3.7 I** | mg/L | 5.0 | 2.5 | 1 | | 11/10/11 13:36 | 14808-79-8 | |
| **350.1 Ammonia** | Analytical Method: EPA 350.1 | | | | | | | | |
| Nitrogen, Ammonia | **0.020U** | mg/L | 0.050 | 0.020 | 1 | | 11/16/11 08:09 | 7664-41-7 | |

**Pace Analytical Services, Inc.**
8 East Tower Circle
Ormond Beach, FL 32174
(386)672-5668

# ANALYTICAL RESULTS

Project: Tomoka Semi-annual LF
Pace Project No.: 3542752

**Sample: B32** **Lab ID: 3542752013** Collected: 11/09/11 14:08 Received: 11/09/11 16:30 Matrix: Water

| Parameters | Results | Units | PQL | MDL | DF | Prepared | Analyzed | CAS No. | Qual |
|---|---|---|---|---|---|---|---|---|---|
| **Field Data** | Analytical Method: | | | | | | | | |
| Field pH | **8.38** | Std. Units | | | 1 | | 11/09/11 14:08 | | |
| Field Temperature | **23.39** | deg C | | | 1 | | 11/09/11 14:08 | | |
| Appearance | **Color: None, Sheen: None** | | | | 1 | | 11/09/11 14:08 | | |
| Field Specific Conductance | **512** | umhos/cm | | | 1 | | 11/09/11 14:08 | | |
| Oxygen, Dissolved | **0.25** | mg/L | | | 1 | | 11/09/11 14:08 | 7782-44-7 | |
| REDOX | **-50.1** | mV | | | 1 | | 11/09/11 14:08 | | |
| Turbidity | **2.01** | NTU | | | 1 | | 11/09/11 14:08 | | |
| Depth to Water | **3.55** | feet | | | 1 | | 11/09/11 14:08 | | |
| Water Level(NGVD) | **26.96** | feet | | | 1 | | 11/09/11 14:08 | | |
| **8011 GCS EDB and DBCP** | Analytical Method: EPA 8011 Preparation Method: EPA 8011 | | | | | | | | |
| 1,2-Dibromo-3-chloropropane | **0.0048U** | ug/L | 0.020 | 0.0048 | 1 | 11/14/11 09:00 | 11/14/11 18:19 | 96-12-8 | |
| 1,2-Dibromoethane (EDB) | **0.0061U** | ug/L | 0.0098 | 0.0061 | 1 | 11/14/11 09:00 | 11/14/11 18:19 | 106-93-4 | |
| **6010 MET ICP** | Analytical Method: EPA 6010 Preparation Method: EPA 3010 | | | | | | | | |
| Arsenic | **5.0U** | ug/L | 10.0 | 5.0 | 1 | 11/10/11 11:41 | 11/12/11 20:45 | 7440-38-2 | |
| Barium | **27.8** | ug/L | 10.0 | 5.0 | 1 | 11/10/11 11:41 | 11/12/11 20:45 | 7440-39-3 | |
| Beryllium | **0.50U** | ug/L | 1.0 | 0.50 | 1 | 11/10/11 11:41 | 11/12/11 20:45 | 7440-41-7 | |
| Cadmium | **0.50U** | ug/L | 1.0 | 0.50 | 1 | 11/10/11 11:41 | 11/12/11 20:45 | 7440-43-9 | |
| Chromium | **2.5U** | ug/L | 5.0 | 2.5 | 1 | 11/10/11 11:41 | 11/12/11 20:45 | 7440-47-3 | |
| Cobalt | **5.0U** | ug/L | 10.0 | 5.0 | 1 | 11/10/11 11:41 | 11/12/11 20:45 | 7440-48-4 | |
| Copper | **2.5U** | ug/L | 5.0 | 2.5 | 1 | 11/10/11 11:41 | 11/12/11 20:45 | 7440-50-8 | |
| Iron | **4660** | ug/L | 40.0 | 20.0 | 1 | 11/10/11 11:41 | 11/12/11 20:45 | 7439-89-6 | |
| Lead | **5.0U** | ug/L | 10.0 | 5.0 | 1 | 11/10/11 11:41 | 11/12/11 20:45 | 7439-92-1 | |
| Nickel | **2.5U** | ug/L | 5.0 | 2.5 | 1 | 11/10/11 11:41 | 11/12/11 20:45 | 7440-02-0 | |
| Selenium | **7.5U** | ug/L | 15.0 | 7.5 | 1 | 11/10/11 11:41 | 11/12/11 20:45 | 7782-49-2 | |
| Silver | **2.5U** | ug/L | 5.0 | 2.5 | 1 | 11/10/11 11:41 | 11/12/11 20:45 | 7440-22-4 | |
| Sodium | **25.9** | mg/L | 1.0 | 0.50 | 1 | 11/10/11 11:41 | 11/12/11 20:45 | 7440-23-5 | |
| Vanadium | **5.0U** | ug/L | 10.0 | 5.0 | 1 | 11/10/11 11:41 | 11/12/11 20:45 | 7440-62-2 | |
| Zinc | **10.0U** | ug/L | 20.0 | 10.0 | 1 | 11/10/11 11:41 | 11/12/11 20:45 | 7440-66-6 | |
| **6020 MET ICPMS** | Analytical Method: EPA 6020 Preparation Method: EPA 3010 | | | | | | | | |
| Antimony | **0.50U** | ug/L | 1.0 | 0.50 | 1 | 11/10/11 11:41 | 11/11/11 09:13 | 7440-36-0 | |
| Thallium | **0.50U** | ug/L | 1.0 | 0.50 | 1 | 11/10/11 11:41 | 11/11/11 09:13 | 7440-28-0 | |
| **7470 Mercury** | Analytical Method: EPA 7470 Preparation Method: EPA 7470 | | | | | | | | |
| Mercury | **0.10U** | ug/L | 0.20 | 0.10 | 1 | 11/10/11 01:45 | 11/11/11 06:47 | 7439-97-6 | |
| **8260 MSV** | Analytical Method: EPA 8260 | | | | | | | | |
| Acetone | **5.0U** | ug/L | 10.0 | 5.0 | 1 | | 11/16/11 02:40 | 67-64-1 | |
| Acrylonitrile | **5.0U** | ug/L | 10.0 | 5.0 | 1 | | 11/16/11 02:40 | 107-13-1 | |
| Benzene | **0.50U** | ug/L | 1.0 | 0.50 | 1 | | 11/16/11 02:40 | 71-43-2 | |
| Bromochloromethane | **0.50U** | ug/L | 1.0 | 0.50 | 1 | | 11/16/11 02:40 | 74-97-5 | |

**Pace Analytical Services, Inc.**
8 East Tower Circle
Ormond Beach, FL 32174
(386)672-5668

# ANALYTICAL RESULTS

Project: Tomoka Semi-annual LF
Pace Project No.: 3542752

**Sample: B32** **Lab ID: 3542752013** Collected: 11/09/11 14:08 Received: 11/09/11 16:30 Matrix: Water

| Parameters | Results | Units | PQL | MDL | DF | Prepared | Analyzed | CAS No. | Qual |
|---|---|---|---|---|---|---|---|---|---|
| **8260 MSV** | Analytical Method: EPA 8260 | | | | | | | | |
| Bromodichloromethane | **0.27U** | ug/L | 0.60 | 0.27 | 1 | | 11/16/11 02:40 | 75-27-4 | |
| Bromoform | **0.50U** | ug/L | 1.0 | 0.50 | 1 | | 11/16/11 02:40 | 75-25-2 | |
| Bromomethane | **0.50U** | ug/L | 1.0 | 0.50 | 1 | | 11/16/11 02:40 | 74-83-9 | |
| 2-Butanone (MEK) | **5.0U** | ug/L | 10.0 | 5.0 | 1 | | 11/16/11 02:40 | 78-93-3 | |
| Carbon disulfide | **5.0U** | ug/L | 10.0 | 5.0 | 1 | | 11/16/11 02:40 | 75-15-0 | |
| Carbon tetrachloride | **0.50U** | ug/L | 1.0 | 0.50 | 1 | | 11/16/11 02:40 | 56-23-5 | |
| Chlorobenzene | **0.50U** | ug/L | 1.0 | 0.50 | 1 | | 11/16/11 02:40 | 108-90-7 | |
| Chloroethane | **0.50U** | ug/L | 1.0 | 0.50 | 1 | | 11/16/11 02:40 | 75-00-3 | |
| Chloroform | **0.50U** | ug/L | 1.0 | 0.50 | 1 | | 11/16/11 02:40 | 67-66-3 | |
| Chloromethane | **0.62U** | ug/L | 1.0 | 0.62 | 1 | | 11/16/11 02:40 | 74-87-3 | |
| Dibromochloromethane | **0.26U** | ug/L | 0.50 | 0.26 | 1 | | 11/16/11 02:40 | 124-48-1 | |
| Dibromomethane | **0.50U** | ug/L | 1.0 | 0.50 | 1 | | 11/16/11 02:40 | 74-95-3 | |
| 1,2-Dichlorobenzene | **0.50U** | ug/L | 1.0 | 0.50 | 1 | | 11/16/11 02:40 | 95-50-1 | |
| 1,4-Dichlorobenzene | **0.50U** | ug/L | 1.0 | 0.50 | 1 | | 11/16/11 02:40 | 106-46-7 | |
| trans-1,4-Dichloro-2-butene | **5.0U** | ug/L | 10.0 | 5.0 | 1 | | 11/16/11 02:40 | 110-57-6 | |
| 1,1-Dichloroethane | **0.50U** | ug/L | 1.0 | 0.50 | 1 | | 11/16/11 02:40 | 75-34-3 | |
| 1,2-Dichloroethane | **0.50U** | ug/L | 1.0 | 0.50 | 1 | | 11/16/11 02:40 | 107-06-2 | |
| 1,1-Dichloroethene | **0.50U** | ug/L | 1.0 | 0.50 | 1 | | 11/16/11 02:40 | 75-35-4 | |
| cis-1,2-Dichloroethene | **0.50U** | ug/L | 1.0 | 0.50 | 1 | | 11/16/11 02:40 | 156-59-2 | |
| trans-1,2-Dichloroethene | **0.50U** | ug/L | 1.0 | 0.50 | 1 | | 11/16/11 02:40 | 156-60-5 | |
| 1,2-Dichloropropane | **0.50U** | ug/L | 1.0 | 0.50 | 1 | | 11/16/11 02:40 | 78-87-5 | |
| cis-1,3-Dichloropropene | **0.25U** | ug/L | 0.50 | 0.25 | 1 | | 11/16/11 02:40 | 10061-01-5 | |
| trans-1,3-Dichloropropene | **0.25U** | ug/L | 0.50 | 0.25 | 1 | | 11/16/11 02:40 | 10061-02-6 | |
| Ethylbenzene | **0.50U** | ug/L | 1.0 | 0.50 | 1 | | 11/16/11 02:40 | 100-41-4 | |
| 2-Hexanone | **5.0U** | ug/L | 10.0 | 5.0 | 1 | | 11/16/11 02:40 | 591-78-6 | |
| Iodomethane | **0.50U** | ug/L | 1.0 | 0.50 | 1 | | 11/16/11 02:40 | 74-88-4 | |
| Methylene Chloride | **2.5U** | ug/L | 5.0 | 2.5 | 1 | | 11/16/11 02:40 | 75-09-2 | |
| 4-Methyl-2-pentanone (MIBK) | **5.0U** | ug/L | 10.0 | 5.0 | 1 | | 11/16/11 02:40 | 108-10-1 | |
| Styrene | **0.50U** | ug/L | 1.0 | 0.50 | 1 | | 11/16/11 02:40 | 100-42-5 | |
| 1,1,1,2-Tetrachloroethane | **0.50U** | ug/L | 1.0 | 0.50 | 1 | | 11/16/11 02:40 | 630-20-6 | |
| 1,1,2,2-Tetrachloroethane | **0.12U** | ug/L | 0.50 | 0.12 | 1 | | 11/16/11 02:40 | 79-34-5 | |
| Tetrachloroethene | **0.50U** | ug/L | 1.0 | 0.50 | 1 | | 11/16/11 02:40 | 127-18-4 | |
| Toluene | **0.50U** | ug/L | 1.0 | 0.50 | 1 | | 11/16/11 02:40 | 108-88-3 | |
| 1,1,1-Trichloroethane | **0.50U** | ug/L | 1.0 | 0.50 | 1 | | 11/16/11 02:40 | 71-55-6 | |
| 1,1,2-Trichloroethane | **0.50U** | ug/L | 1.0 | 0.50 | 1 | | 11/16/11 02:40 | 79-00-5 | |
| Trichloroethene | **0.50U** | ug/L | 1.0 | 0.50 | 1 | | 11/16/11 02:40 | 79-01-6 | |
| Trichlorofluoromethane | **0.50U** | ug/L | 1.0 | 0.50 | 1 | | 11/16/11 02:40 | 75-69-4 | |
| 1,2,3-Trichloropropane | **0.36U** | ug/L | 0.50 | 0.36 | 1 | | 11/16/11 02:40 | 96-18-4 | |
| Vinyl acetate | **1.0U** | ug/L | 2.0 | 1.0 | 1 | | 11/16/11 02:40 | 108-05-4 | |
| Vinyl chloride | **0.50U** | ug/L | 1.0 | 0.50 | 1 | | 11/16/11 02:40 | 75-01-4 | |
| Xylene (Total) | **0.50U** | ug/L | 1.0 | 0.50 | 1 | | 11/16/11 02:40 | 1330-20-7 | |
| ***Surrogates*** | | | | | | | | | |
| 4-Bromofluorobenzene (S) | 101 | % | 70-114 | | 1 | | 11/16/11 02:40 | 460-00-4 | |
| Dibromofluoromethane (S) | 103 | % | 88-117 | | 1 | | 11/16/11 02:40 | 1868-53-7 | |
| 1,2-Dichloroethane-d4 (S) | 103 | % | 86-125 | | 1 | | 11/16/11 02:40 | 17060-07-0 | |
| Toluene-d8 (S) | 101 | % | 87-113 | | 1 | | 11/16/11 02:40 | 2037-26-5 | |

**Pace Analytical Services, Inc.**
8 East Tower Circle
Ormond Beach, FL 32174
(386)672-5668

# ANALYTICAL RESULTS

Project: Tomoka Semi-annual LF
Pace Project No.: 3542752

**Sample: B32** **Lab ID: 3542752013** Collected: 11/09/11 14:08 Received: 11/09/11 16:30 Matrix: Water

| Parameters | Results | Units | PQL | MDL | DF | Prepared | Analyzed | CAS No. | Qual |
|---|---|---|---|---|---|---|---|---|---|
| **2540C Total Dissolved Solids** | Analytical Method: SM 2540C | | | | | | | | |
| Total Dissolved Solids | **335** | mg/L | 5.0 | 5.0 | 1 | | 11/14/11 10:27 | | |
| **300.0 IC Anions** | Analytical Method: EPA 300.0 | | | | | | | | |
| Nitrate as N | **0.025U** | mg/L | 0.050 | 0.025 | 1 | | 11/10/11 13:48 | 14797-55-8 | |
| **300.0 IC Anions 28 Days** | Analytical Method: EPA 300.0 | | | | | | | | |
| Chloride | **35.6** | mg/L | 5.0 | 2.5 | 1 | | 11/10/11 13:48 | 16887-00-6 | |
| Sulfate | **20.6** | mg/L | 5.0 | 2.5 | 1 | | 11/10/11 13:48 | 14808-79-8 | |
| **350.1 Ammonia** | Analytical Method: EPA 350.1 | | | | | | | | |
| Nitrogen, Ammonia | **0.041 I** | mg/L | 0.050 | 0.020 | 1 | | 11/16/11 08:10 | 7664-41-7 | |

**Pace Analytical Services, Inc.**
8 East Tower Circle
Ormond Beach, FL 32174
(386)672-5668

# ANALYTICAL RESULTS

Project: Tomoka Semi-annual LF
Pace Project No.: 3542752

**Sample: B35-1** **Lab ID: 3542752014** Collected: 11/09/11 14:49 Received: 11/09/11 16:30 Matrix: Water

| Parameters | Results | Units | PQL | MDL | DF | Prepared | Analyzed | CAS No. | Qual |
|---|---|---|---|---|---|---|---|---|---|
| **Field Data** | Analytical Method: | | | | | | | | |
| Field pH | **5.22** | Std. Units | | | 1 | | 11/09/11 14:49 | | |
| Field Temperature | **22.91** | deg C | | | 1 | | 11/09/11 14:49 | | |
| Appearance | **Color: None, Sheen: None** | | | | 1 | | 11/09/11 14:49 | | |
| Field Specific Conductance | **325** | umhos/cm | | | 1 | | 11/09/11 14:49 | | |
| Oxygen, Dissolved | **0.16** | mg/L | | | 1 | | 11/09/11 14:49 | 7782-44-7 | |
| REDOX | **48.5** | mV | | | 1 | | 11/09/11 14:49 | | |
| Turbidity | **0.59** | NTU | | | 1 | | 11/09/11 14:49 | | |
| Depth to Water | **1.95** | feet | | | 1 | | 11/09/11 14:49 | | |
| Water Level(NGVD) | **27.34** | feet | | | 1 | | 11/09/11 14:49 | | |
| **8011 GCS EDB and DBCP** | Analytical Method: EPA 8011 | Preparation Method: EPA 8011 | | | | | | | |
| 1,2-Dibromo-3-chloropropane | **0.0049U** | ug/L | 0.020 | 0.0049 | 1 | 11/14/11 09:00 | 11/14/11 18:35 | 96-12-8 | |
| 1,2-Dibromoethane (EDB) | **0.0062U** | ug/L | 0.010 | 0.0062 | 1 | 11/14/11 09:00 | 11/14/11 18:35 | 106-93-4 | |
| **6010 MET ICP** | Analytical Method: EPA 6010 | Preparation Method: EPA 3010 | | | | | | | |
| Arsenic | **5.0U** | ug/L | 10.0 | 5.0 | 1 | 11/10/11 11:41 | 11/12/11 20:49 | 7440-38-2 | |
| Barium | **99.4** | ug/L | 10.0 | 5.0 | 1 | 11/10/11 11:41 | 11/12/11 20:49 | 7440-39-3 | |
| Beryllium | **0.50U** | ug/L | 1.0 | 0.50 | 1 | 11/10/11 11:41 | 11/12/11 20:49 | 7440-41-7 | |
| Cadmium | **0.50U** | ug/L | 1.0 | 0.50 | 1 | 11/10/11 11:41 | 11/12/11 20:49 | 7440-43-9 | |
| Chromium | **2.5U** | ug/L | 5.0 | 2.5 | 1 | 11/10/11 11:41 | 11/12/11 20:49 | 7440-47-3 | |
| Cobalt | **5.0U** | ug/L | 10.0 | 5.0 | 1 | 11/10/11 11:41 | 11/12/11 20:49 | 7440-48-4 | |
| Copper | **2.5U** | ug/L | 5.0 | 2.5 | 1 | 11/10/11 11:41 | 11/12/11 20:49 | 7440-50-8 | |
| Iron | **10500** | ug/L | 40.0 | 20.0 | 1 | 11/10/11 11:41 | 11/12/11 20:49 | 7439-89-6 | |
| Lead | **5.0U** | ug/L | 10.0 | 5.0 | 1 | 11/10/11 11:41 | 11/12/11 20:49 | 7439-92-1 | |
| Nickel | **2.5U** | ug/L | 5.0 | 2.5 | 1 | 11/10/11 11:41 | 11/12/11 20:49 | 7440-02-0 | |
| Selenium | **7.5U** | ug/L | 15.0 | 7.5 | 1 | 11/10/11 11:41 | 11/12/11 20:49 | 7782-49-2 | |
| Silver | **2.5U** | ug/L | 5.0 | 2.5 | 1 | 11/10/11 11:41 | 11/12/11 20:49 | 7440-22-4 | |
| Sodium | **22.6** | mg/L | 1.0 | 0.50 | 1 | 11/10/11 11:41 | 11/12/11 20:49 | 7440-23-5 | |
| Vanadium | **5.0U** | ug/L | 10.0 | 5.0 | 1 | 11/10/11 11:41 | 11/12/11 20:49 | 7440-62-2 | |
| Zinc | **10.0U** | ug/L | 20.0 | 10.0 | 1 | 11/10/11 11:41 | 11/12/11 20:49 | 7440-66-6 | |
| **6020 MET ICPMS** | Analytical Method: EPA 6020 | Preparation Method: EPA 3010 | | | | | | | |
| Antimony | **0.50U** | ug/L | 1.0 | 0.50 | 1 | 11/10/11 11:41 | 11/11/11 09:16 | 7440-36-0 | |
| Thallium | **0.50U** | ug/L | 1.0 | 0.50 | 1 | 11/10/11 11:41 | 11/11/11 09:16 | 7440-28-0 | |
| **7470 Mercury** | Analytical Method: EPA 7470 | Preparation Method: EPA 7470 | | | | | | | |
| Mercury | **0.10U** | ug/L | 0.20 | 0.10 | 1 | 11/10/11 01:45 | 11/11/11 06:50 | 7439-97-6 | |
| **8260 MSV** | Analytical Method: EPA 8260 | | | | | | | | |
| Acetone | **5.0U** | ug/L | 10.0 | 5.0 | 1 | | 11/15/11 22:26 | 67-64-1 | |
| Acrylonitrile | **5.0U** | ug/L | 10.0 | 5.0 | 1 | | 11/15/11 22:26 | 107-13-1 | J(M1) |
| Benzene | **0.50U** | ug/L | 1.0 | 0.50 | 1 | | 11/15/11 22:26 | 71-43-2 | |
| Bromochloromethane | **0.50U** | ug/L | 1.0 | 0.50 | 1 | | 11/15/11 22:26 | 74-97-5 | |

**Pace Analytical Services, Inc.**
8 East Tower Circle
Ormond Beach, FL 32174
(386)672-5668

# ANALYTICAL RESULTS

Project: Tomoka Semi-annual LF
Pace Project No.: 3542752

**Sample: B35-1** **Lab ID: 3542752014** Collected: 11/09/11 14:49 Received: 11/09/11 16:30 Matrix: Water

| Parameters | Results | Units | PQL | MDL | DF | Prepared | Analyzed | CAS No. | Qual |
|---|---|---|---|---|---|---|---|---|---|
| **8260 MSV** | Analytical Method: EPA 8260 | | | | | | | | |
| Bromodichloromethane | **0.27U** | ug/L | 0.60 | 0.27 | 1 | | 11/15/11 22:26 | 75-27-4 | |
| Bromoform | **0.50U** | ug/L | 1.0 | 0.50 | 1 | | 11/15/11 22:26 | 75-25-2 | |
| Bromomethane | **0.50U** | ug/L | 1.0 | 0.50 | 1 | | 11/15/11 22:26 | 74-83-9 | |
| 2-Butanone (MEK) | **5.0U** | ug/L | 10.0 | 5.0 | 1 | | 11/15/11 22:26 | 78-93-3 | |
| Carbon disulfide | **5.0U** | ug/L | 10.0 | 5.0 | 1 | | 11/15/11 22:26 | 75-15-0 | |
| Carbon tetrachloride | **0.50U** | ug/L | 1.0 | 0.50 | 1 | | 11/15/11 22:26 | 56-23-5 | |
| Chlorobenzene | **0.50U** | ug/L | 1.0 | 0.50 | 1 | | 11/15/11 22:26 | 108-90-7 | |
| Chloroethane | **0.50U** | ug/L | 1.0 | 0.50 | 1 | | 11/15/11 22:26 | 75-00-3 | J(M1) |
| Chloroform | **0.50U** | ug/L | 1.0 | 0.50 | 1 | | 11/15/11 22:26 | 67-66-3 | |
| Chloromethane | **0.62U** | ug/L | 1.0 | 0.62 | 1 | | 11/15/11 22:26 | 74-87-3 | J(M0), L3 |
| Dibromochloromethane | **0.26U** | ug/L | 0.50 | 0.26 | 1 | | 11/15/11 22:26 | 124-48-1 | |
| Dibromomethane | **0.50U** | ug/L | 1.0 | 0.50 | 1 | | 11/15/11 22:26 | 74-95-3 | |
| 1,2-Dichlorobenzene | **0.50U** | ug/L | 1.0 | 0.50 | 1 | | 11/15/11 22:26 | 95-50-1 | |
| 1,4-Dichlorobenzene | **0.50U** | ug/L | 1.0 | 0.50 | 1 | | 11/15/11 22:26 | 106-46-7 | |
| trans-1,4-Dichloro-2-butene | **5.0U** | ug/L | 10.0 | 5.0 | 1 | | 11/15/11 22:26 | 110-57-6 | |
| 1,1-Dichloroethane | **0.50U** | ug/L | 1.0 | 0.50 | 1 | | 11/15/11 22:26 | 75-34-3 | |
| 1,2-Dichloroethane | **0.50U** | ug/L | 1.0 | 0.50 | 1 | | 11/15/11 22:26 | 107-06-2 | |
| 1,1-Dichloroethene | **0.50U** | ug/L | 1.0 | 0.50 | 1 | | 11/15/11 22:26 | 75-35-4 | |
| cis-1,2-Dichloroethene | **0.50U** | ug/L | 1.0 | 0.50 | 1 | | 11/15/11 22:26 | 156-59-2 | |
| trans-1,2-Dichloroethene | **0.50U** | ug/L | 1.0 | 0.50 | 1 | | 11/15/11 22:26 | 156-60-5 | |
| 1,2-Dichloropropane | **0.50U** | ug/L | 1.0 | 0.50 | 1 | | 11/15/11 22:26 | 78-87-5 | |
| cis-1,3-Dichloropropene | **0.25U** | ug/L | 0.50 | 0.25 | 1 | | 11/15/11 22:26 | 10061-01-5 | |
| trans-1,3-Dichloropropene | **0.25U** | ug/L | 0.50 | 0.25 | 1 | | 11/15/11 22:26 | 10061-02-6 | |
| Ethylbenzene | **0.50U** | ug/L | 1.0 | 0.50 | 1 | | 11/15/11 22:26 | 100-41-4 | |
| 2-Hexanone | **5.0U** | ug/L | 10.0 | 5.0 | 1 | | 11/15/11 22:26 | 591-78-6 | J(M1) |
| Iodomethane | **0.50U** | ug/L | 1.0 | 0.50 | 1 | | 11/15/11 22:26 | 74-88-4 | |
| Methylene Chloride | **2.5U** | ug/L | 5.0 | 2.5 | 1 | | 11/15/11 22:26 | 75-09-2 | |
| 4-Methyl-2-pentanone (MIBK) | **5.0U** | ug/L | 10.0 | 5.0 | 1 | | 11/15/11 22:26 | 108-10-1 | |
| Styrene | **0.50U** | ug/L | 1.0 | 0.50 | 1 | | 11/15/11 22:26 | 100-42-5 | |
| 1,1,1,2-Tetrachloroethane | **0.50U** | ug/L | 1.0 | 0.50 | 1 | | 11/15/11 22:26 | 630-20-6 | |
| 1,1,2,2-Tetrachloroethane | **0.12U** | ug/L | 0.50 | 0.12 | 1 | | 11/15/11 22:26 | 79-34-5 | |
| Tetrachloroethene | **0.50U** | ug/L | 1.0 | 0.50 | 1 | | 11/15/11 22:26 | 127-18-4 | |
| Toluene | **0.50U** | ug/L | 1.0 | 0.50 | 1 | | 11/15/11 22:26 | 108-88-3 | |
| 1,1,1-Trichloroethane | **0.50U** | ug/L | 1.0 | 0.50 | 1 | | 11/15/11 22:26 | 71-55-6 | |
| 1,1,2-Trichloroethane | **0.50U** | ug/L | 1.0 | 0.50 | 1 | | 11/15/11 22:26 | 79-00-5 | |
| Trichloroethene | **0.50U** | ug/L | 1.0 | 0.50 | 1 | | 11/15/11 22:26 | 79-01-6 | |
| Trichlorofluoromethane | **0.50U** | ug/L | 1.0 | 0.50 | 1 | | 11/15/11 22:26 | 75-69-4 | |
| 1,2,3-Trichloropropane | **0.36U** | ug/L | 0.50 | 0.36 | 1 | | 11/15/11 22:26 | 96-18-4 | |
| Vinyl acetate | **1.0U** | ug/L | 2.0 | 1.0 | 1 | | 11/15/11 22:26 | 108-05-4 | |
| Vinyl chloride | **0.50U** | ug/L | 1.0 | 0.50 | 1 | | 11/15/11 22:26 | 75-01-4 | |
| Xylene (Total) | **0.50U** | ug/L | 1.0 | 0.50 | 1 | | 11/15/11 22:26 | 1330-20-7 | |
| ***Surrogates*** | | | | | | | | | |
| 4-Bromofluorobenzene (S) | 89 | % | 70-114 | | 1 | | 11/15/11 22:26 | 460-00-4 | |
| Dibromofluoromethane (S) | 106 | % | 88-117 | | 1 | | 11/15/11 22:26 | 1868-53-7 | |
| 1,2-Dichloroethane-d4 (S) | 111 | % | 86-125 | | 1 | | 11/15/11 22:26 | 17060-07-0 | |

**Pace Analytical Services, Inc.**
8 East Tower Circle
Ormond Beach, FL 32174
(386)672-5668

# ANALYTICAL RESULTS

Project: Tomoka Semi-annual LF
Pace Project No.: 3542752

**Sample: B35-1** **Lab ID: 3542752014** Collected: 11/09/11 14:49 Received: 11/09/11 16:30 Matrix: Water

| Parameters | Results | Units | PQL | MDL | DF | Prepared | Analyzed | CAS No. | Qual |
|---|---|---|---|---|---|---|---|---|---|
| **8260 MSV** | Analytical Method: EPA 8260 | | | | | | | | |
| ***Surrogates*** | | | | | | | | | |
| Toluene-d8 (S) | 99 | % | 87-113 | | 1 | | 11/15/11 22:26 | 2037-26-5 | |
| **2540C Total Dissolved Solids** | Analytical Method: SM 2540C | | | | | | | | |
| Total Dissolved Solids | **270** | mg/L | 5.0 | 5.0 | 1 | | 11/14/11 10:27 | | |
| **300.0 IC Anions** | Analytical Method: EPA 300.0 | | | | | | | | |
| Nitrate as N | **0.025U** | mg/L | 0.050 | 0.025 | 1 | | 11/10/11 14:00 | 14797-55-8 | |
| **300.0 IC Anions 28 Days** | Analytical Method: EPA 300.0 | | | | | | | | |
| Chloride | **77.9** | mg/L | 5.0 | 2.5 | 1 | | 11/10/11 14:00 | 16887-00-6 | |
| Sulfate | **2.5U** | mg/L | 5.0 | 2.5 | 1 | | 11/10/11 14:00 | 14808-79-8 | |
| **350.1 Ammonia** | Analytical Method: EPA 350.1 | | | | | | | | |
| Nitrogen, Ammonia | **0.14** | mg/L | 0.050 | 0.020 | 1 | | 11/16/11 08:11 | 7664-41-7 | |

**Pace Analytical Services, Inc.**
8 East Tower Circle
Ormond Beach, FL 32174
(386)672-5668

# ANALYTICAL RESULTS

Project: Tomoka Semi-annual LF
Pace Project No.: 3542752

**Sample: B5** **Lab ID: 3542752015** Collected: 11/09/11 14:54 Received: 11/09/11 16:30 Matrix: Water

| Parameters | Results | Units | PQL | MDL | DF | Prepared | Analyzed | CAS No. | Qual |
|---|---|---|---|---|---|---|---|---|---|
| **Field Data** | Analytical Method: | | | | | | | | |
| Field pH | **8.18** | Std. Units | | | 1 | | 11/09/11 14:54 | | |
| Field Temperature | **23.88** | deg C | | | 1 | | 11/09/11 14:54 | | |
| Appearance | **Color: None, Sheen: None** | | | | 1 | | 11/09/11 14:54 | | |
| Field Specific Conductance | **843** | umhos/cm | | | 1 | | 11/09/11 14:54 | | |
| Oxygen, Dissolved | **0.19** | mg/L | | | 1 | | 11/09/11 14:54 | 7782-44-7 | |
| REDOX | **-52.4** | mV | | | 1 | | 11/09/11 14:54 | | |
| Turbidity | **3.19** | NTU | | | 1 | | 11/09/11 14:54 | | |
| Depth to Water | **4.91** | feet | | | 1 | | 11/09/11 14:54 | | |
| Water Level(NGVD) | **27.75** | feet | | | 1 | | 11/09/11 14:54 | | |
| **8011 GCS EDB and DBCP** | Analytical Method: EPA 8011 Preparation Method: EPA 8011 | | | | | | | | |
| 1,2-Dibromo-3-chloropropane | **0.0049U** | ug/L | 0.020 | 0.0049 | 1 | 11/14/11 09:00 | 11/14/11 18:50 | 96-12-8 | |
| 1,2-Dibromoethane (EDB) | **0.0062U** | ug/L | 0.0099 | 0.0062 | 1 | 11/14/11 09:00 | 11/14/11 18:50 | 106-93-4 | |
| **6010 MET ICP** | Analytical Method: EPA 6010 Preparation Method: EPA 3010 | | | | | | | | |
| Arsenic | **5.0U** | ug/L | 10.0 | 5.0 | 1 | 11/10/11 11:41 | 11/12/11 20:53 | 7440-38-2 | |
| Barium | **88.2** | ug/L | 10.0 | 5.0 | 1 | 11/10/11 11:41 | 11/12/11 20:53 | 7440-39-3 | |
| Beryllium | **0.50U** | ug/L | 1.0 | 0.50 | 1 | 11/10/11 11:41 | 11/12/11 20:53 | 7440-41-7 | |
| Cadmium | **0.50U** | ug/L | 1.0 | 0.50 | 1 | 11/10/11 11:41 | 11/12/11 20:53 | 7440-43-9 | |
| Chromium | **2.5U** | ug/L | 5.0 | 2.5 | 1 | 11/10/11 11:41 | 11/12/11 20:53 | 7440-47-3 | |
| Cobalt | **5.0U** | ug/L | 10.0 | 5.0 | 1 | 11/10/11 11:41 | 11/12/11 20:53 | 7440-48-4 | |
| Copper | **2.5U** | ug/L | 5.0 | 2.5 | 1 | 11/10/11 11:41 | 11/12/11 20:53 | 7440-50-8 | |
| Iron | **18000** | ug/L | 40.0 | 20.0 | 1 | 11/10/11 11:41 | 11/12/11 20:53 | 7439-89-6 | |
| Lead | **5.0U** | ug/L | 10.0 | 5.0 | 1 | 11/10/11 11:41 | 11/12/11 20:53 | 7439-92-1 | |
| Nickel | **2.5U** | ug/L | 5.0 | 2.5 | 1 | 11/10/11 11:41 | 11/12/11 20:53 | 7440-02-0 | |
| Selenium | **7.5U** | ug/L | 15.0 | 7.5 | 1 | 11/10/11 11:41 | 11/12/11 20:53 | 7782-49-2 | |
| Silver | **2.5U** | ug/L | 5.0 | 2.5 | 1 | 11/10/11 11:41 | 11/12/11 20:53 | 7440-22-4 | |
| Sodium | **21.9** | mg/L | 1.0 | 0.50 | 1 | 11/10/11 11:41 | 11/12/11 20:53 | 7440-23-5 | |
| Vanadium | **5.0U** | ug/L | 10.0 | 5.0 | 1 | 11/10/11 11:41 | 11/12/11 20:53 | 7440-62-2 | |
| Zinc | **10.0U** | ug/L | 20.0 | 10.0 | 1 | 11/10/11 11:41 | 11/12/11 20:53 | 7440-66-6 | |
| **6020 MET ICPMS** | Analytical Method: EPA 6020 Preparation Method: EPA 3010 | | | | | | | | |
| Antimony | **0.50U** | ug/L | 1.0 | 0.50 | 1 | 11/10/11 11:41 | 11/11/11 09:19 | 7440-36-0 | |
| Thallium | **0.50U** | ug/L | 1.0 | 0.50 | 1 | 11/10/11 11:41 | 11/11/11 09:19 | 7440-28-0 | |
| **7470 Mercury** | Analytical Method: EPA 7470 Preparation Method: EPA 7470 | | | | | | | | |
| Mercury | **0.10U** | ug/L | 0.20 | 0.10 | 1 | 11/10/11 01:45 | 11/11/11 06:53 | 7439-97-6 | |
| **8260 MSV** | Analytical Method: EPA 8260 | | | | | | | | |
| Acetone | **5.0U** | ug/L | 10.0 | 5.0 | 1 | | 11/16/11 03:22 | 67-64-1 | |
| Acrylonitrile | **5.0U** | ug/L | 10.0 | 5.0 | 1 | | 11/16/11 03:22 | 107-13-1 | |
| Benzene | **0.50U** | ug/L | 1.0 | 0.50 | 1 | | 11/16/11 03:22 | 71-43-2 | |
| Bromochloromethane | **0.50U** | ug/L | 1.0 | 0.50 | 1 | | 11/16/11 03:22 | 74-97-5 | |

**Pace Analytical Services, Inc.**
8 East Tower Circle
Ormond Beach, FL 32174
(386)672-5668

# ANALYTICAL RESULTS

Project: Tomoka Semi-annual LF
Pace Project No.: 3542752

**Sample: B5** **Lab ID: 3542752015** Collected: 11/09/11 14:54 Received: 11/09/11 16:30 Matrix: Water

| Parameters | Results | Units | PQL | MDL | DF | Prepared | Analyzed | CAS No. | Qual |
|---|---|---|---|---|---|---|---|---|---|
| **8260 MSV** | Analytical Method: EPA 8260 | | | | | | | | |
| Bromodichloromethane | **0.27U** | ug/L | 0.60 | 0.27 | 1 | | 11/16/11 03:22 | 75-27-4 | |
| Bromoform | **0.50U** | ug/L | 1.0 | 0.50 | 1 | | 11/16/11 03:22 | 75-25-2 | |
| Bromomethane | **0.50U** | ug/L | 1.0 | 0.50 | 1 | | 11/16/11 03:22 | 74-83-9 | |
| 2-Butanone (MEK) | **5.0U** | ug/L | 10.0 | 5.0 | 1 | | 11/16/11 03:22 | 78-93-3 | |
| Carbon disulfide | **5.0U** | ug/L | 10.0 | 5.0 | 1 | | 11/16/11 03:22 | 75-15-0 | |
| Carbon tetrachloride | **0.50U** | ug/L | 1.0 | 0.50 | 1 | | 11/16/11 03:22 | 56-23-5 | |
| Chlorobenzene | **0.50U** | ug/L | 1.0 | 0.50 | 1 | | 11/16/11 03:22 | 108-90-7 | |
| Chloroethane | **0.50U** | ug/L | 1.0 | 0.50 | 1 | | 11/16/11 03:22 | 75-00-3 | |
| Chloroform | **0.50U** | ug/L | 1.0 | 0.50 | 1 | | 11/16/11 03:22 | 67-66-3 | |
| Chloromethane | **0.62U** | ug/L | 1.0 | 0.62 | 1 | | 11/16/11 03:22 | 74-87-3 | L3 |
| Dibromochloromethane | **0.26U** | ug/L | 0.50 | 0.26 | 1 | | 11/16/11 03:22 | 124-48-1 | |
| Dibromomethane | **0.50U** | ug/L | 1.0 | 0.50 | 1 | | 11/16/11 03:22 | 74-95-3 | |
| 1,2-Dichlorobenzene | **0.50U** | ug/L | 1.0 | 0.50 | 1 | | 11/16/11 03:22 | 95-50-1 | |
| 1,4-Dichlorobenzene | **0.50U** | ug/L | 1.0 | 0.50 | 1 | | 11/16/11 03:22 | 106-46-7 | |
| trans-1,4-Dichloro-2-butene | **5.0U** | ug/L | 10.0 | 5.0 | 1 | | 11/16/11 03:22 | 110-57-6 | |
| 1,1-Dichloroethane | **0.50U** | ug/L | 1.0 | 0.50 | 1 | | 11/16/11 03:22 | 75-34-3 | |
| 1,2-Dichloroethane | **0.50U** | ug/L | 1.0 | 0.50 | 1 | | 11/16/11 03:22 | 107-06-2 | |
| 1,1-Dichloroethene | **0.50U** | ug/L | 1.0 | 0.50 | 1 | | 11/16/11 03:22 | 75-35-4 | |
| cis-1,2-Dichloroethene | **0.50U** | ug/L | 1.0 | 0.50 | 1 | | 11/16/11 03:22 | 156-59-2 | |
| trans-1,2-Dichloroethene | **0.50U** | ug/L | 1.0 | 0.50 | 1 | | 11/16/11 03:22 | 156-60-5 | |
| 1,2-Dichloropropane | **0.50U** | ug/L | 1.0 | 0.50 | 1 | | 11/16/11 03:22 | 78-87-5 | |
| cis-1,3-Dichloropropene | **0.25U** | ug/L | 0.50 | 0.25 | 1 | | 11/16/11 03:22 | 10061-01-5 | |
| trans-1,3-Dichloropropene | **0.25U** | ug/L | 0.50 | 0.25 | 1 | | 11/16/11 03:22 | 10061-02-6 | |
| Ethylbenzene | **0.50U** | ug/L | 1.0 | 0.50 | 1 | | 11/16/11 03:22 | 100-41-4 | |
| 2-Hexanone | **5.0U** | ug/L | 10.0 | 5.0 | 1 | | 11/16/11 03:22 | 591-78-6 | |
| Iodomethane | **0.50U** | ug/L | 1.0 | 0.50 | 1 | | 11/16/11 03:22 | 74-88-4 | |
| Methylene Chloride | **2.5U** | ug/L | 5.0 | 2.5 | 1 | | 11/16/11 03:22 | 75-09-2 | |
| 4-Methyl-2-pentanone (MIBK) | **5.0U** | ug/L | 10.0 | 5.0 | 1 | | 11/16/11 03:22 | 108-10-1 | |
| Styrene | **0.50U** | ug/L | 1.0 | 0.50 | 1 | | 11/16/11 03:22 | 100-42-5 | |
| 1,1,1,2-Tetrachloroethane | **0.50U** | ug/L | 1.0 | 0.50 | 1 | | 11/16/11 03:22 | 630-20-6 | |
| 1,1,2,2-Tetrachloroethane | **0.12U** | ug/L | 0.50 | 0.12 | 1 | | 11/16/11 03:22 | 79-34-5 | |
| Tetrachloroethene | **0.50U** | ug/L | 1.0 | 0.50 | 1 | | 11/16/11 03:22 | 127-18-4 | |
| Toluene | **0.50U** | ug/L | 1.0 | 0.50 | 1 | | 11/16/11 03:22 | 108-88-3 | |
| 1,1,1-Trichloroethane | **0.50U** | ug/L | 1.0 | 0.50 | 1 | | 11/16/11 03:22 | 71-55-6 | |
| 1,1,2-Trichloroethane | **0.50U** | ug/L | 1.0 | 0.50 | 1 | | 11/16/11 03:22 | 79-00-5 | |
| Trichloroethene | **0.50U** | ug/L | 1.0 | 0.50 | 1 | | 11/16/11 03:22 | 79-01-6 | |
| Trichlorofluoromethane | **0.50U** | ug/L | 1.0 | 0.50 | 1 | | 11/16/11 03:22 | 75-69-4 | |
| 1,2,3-Trichloropropane | **0.36U** | ug/L | 0.50 | 0.36 | 1 | | 11/16/11 03:22 | 96-18-4 | |
| Vinyl acetate | **1.0U** | ug/L | 2.0 | 1.0 | 1 | | 11/16/11 03:22 | 108-05-4 | |
| Vinyl chloride | **0.50U** | ug/L | 1.0 | 0.50 | 1 | | 11/16/11 03:22 | 75-01-4 | |
| Xylene (Total) | **0.50U** | ug/L | 1.0 | 0.50 | 1 | | 11/16/11 03:22 | 1330-20-7 | |
| ***Surrogates*** | | | | | | | | | |
| 4-Bromofluorobenzene (S) | 90 | % | 70-114 | | 1 | | 11/16/11 03:22 | 460-00-4 | |
| Dibromofluoromethane (S) | 106 | % | 88-117 | | 1 | | 11/16/11 03:22 | 1868-53-7 | |
| 1,2-Dichloroethane-d4 (S) | 107 | % | 86-125 | | 1 | | 11/16/11 03:22 | 17060-07-0 | |
| Toluene-d8 (S) | 101 | % | 87-113 | | 1 | | 11/16/11 03:22 | 2037-26-5 | |

**Pace Analytical Services, Inc.**
8 East Tower Circle
Ormond Beach, FL 32174
(386)672-5668

# ANALYTICAL RESULTS

Project: Tomoka Semi-annual LF
Pace Project No.: 3542752

**Sample: B5** **Lab ID: 3542752015** Collected: 11/09/11 14:54 Received: 11/09/11 16:30 Matrix: Water

| Parameters | Results | Units | PQL | MDL | DF | Prepared | Analyzed | CAS No. | Qual |
|---|---|---|---|---|---|---|---|---|---|
| **2540C Total Dissolved Solids** | Analytical Method: SM 2540C | | | | | | | | |
| Total Dissolved Solids | **480** | mg/L | 5.0 | 5.0 | 1 | | 11/14/11 10:28 | | |
| **300.0 IC Anions** | Analytical Method: EPA 300.0 | | | | | | | | |
| Nitrate as N | **0.025U** | mg/L | 0.050 | 0.025 | 1 | | 11/10/11 14:12 | 14797-55-8 | |
| **300.0 IC Anions 28 Days** | Analytical Method: EPA 300.0 | | | | | | | | |
| Chloride | **27.7** | mg/L | 5.0 | 2.5 | 1 | | 11/10/11 14:12 | 16887-00-6 | |
| Sulfate | **2.5U** | mg/L | 5.0 | 2.5 | 1 | | 11/10/11 14:12 | 14808-79-8 | |
| **350.1 Ammonia** | Analytical Method: EPA 350.1 | | | | | | | | |
| Nitrogen, Ammonia | **0.20** | mg/L | 0.050 | 0.020 | 1 | | 11/16/11 08:12 | 7664-41-7 | |

**Pace Analytical Services, Inc.**
8 East Tower Circle
Ormond Beach, FL 32174
(386)672-5668

# ANALYTICAL RESULTS

Project: Tomoka Semi-annual LF
Pace Project No.: 3542752

**Sample: B35-2** **Lab ID: 3542752016** Collected: 11/09/11 15:21 Received: 11/09/11 16:30 Matrix: Water

| Parameters | Results | Units | PQL | MDL | DF | Prepared | Analyzed | CAS No. | Qual |
|---|---|---|---|---|---|---|---|---|---|
| **Field Data** | Analytical Method: | | | | | | | | |
| Field pH | **6.44** | Std. Units | | | 1 | | 11/09/11 15:21 | | |
| Field Temperature | **23.69** | deg C | | | 1 | | 11/09/11 15:21 | | |
| Appearance | **Color: Orange, Sheen: None** | | | | 1 | | 11/09/11 15:21 | | |
| Field Specific Conductance | **364** | umhos/cm | | | 1 | | 11/09/11 15:21 | | |
| Oxygen, Dissolved | **0.17** | mg/L | | | 1 | | 11/09/11 15:21 | 7782-44-7 | |
| REDOX | **-94.5** | mV | | | 1 | | 11/09/11 15:21 | | |
| Turbidity | **1.77** | NTU | | | 1 | | 11/09/11 15:21 | | |
| Depth to Water | **1.60** | feet | | | 1 | | 11/09/11 15:21 | | |
| Water Level(NGVD) | **27.76** | feet | | | 1 | | 11/09/11 15:21 | | |
| **8011 GCS EDB and DBCP** | Analytical Method: EPA 8011 Preparation Method: EPA 8011 | | | | | | | | |
| 1,2-Dibromo-3-chloropropane | **0.0049U** | ug/L | 0.020 | 0.0049 | 1 | 11/14/11 09:00 | 11/14/11 19:06 | 96-12-8 | |
| 1,2-Dibromoethane (EDB) | **0.0061U** | ug/L | 0.0099 | 0.0061 | 1 | 11/14/11 09:00 | 11/14/11 19:06 | 106-93-4 | |
| **6010 MET ICP** | Analytical Method: EPA 6010 Preparation Method: EPA 3010 | | | | | | | | |
| Arsenic | **5.0U** | ug/L | 10.0 | 5.0 | 1 | 11/10/11 11:41 | 11/12/11 20:57 | 7440-38-2 | |
| Barium | **32.7** | ug/L | 10.0 | 5.0 | 1 | 11/10/11 11:41 | 11/12/11 20:57 | 7440-39-3 | |
| Beryllium | **0.50U** | ug/L | 1.0 | 0.50 | 1 | 11/10/11 11:41 | 11/12/11 20:57 | 7440-41-7 | |
| Cadmium | **0.50U** | ug/L | 1.0 | 0.50 | 1 | 11/10/11 11:41 | 11/12/11 20:57 | 7440-43-9 | |
| Chromium | **2.5U** | ug/L | 5.0 | 2.5 | 1 | 11/10/11 11:41 | 11/12/11 20:57 | 7440-47-3 | |
| Cobalt | **5.0U** | ug/L | 10.0 | 5.0 | 1 | 11/10/11 11:41 | 11/12/11 20:57 | 7440-48-4 | |
| Copper | **2.6 I** | ug/L | 5.0 | 2.5 | 1 | 11/10/11 11:41 | 11/12/11 20:57 | 7440-50-8 | |
| Iron | **18100** | ug/L | 40.0 | 20.0 | 1 | 11/10/11 11:41 | 11/12/11 20:57 | 7439-89-6 | |
| Lead | **5.0U** | ug/L | 10.0 | 5.0 | 1 | 11/10/11 11:41 | 11/12/11 20:57 | 7439-92-1 | |
| Nickel | **2.5U** | ug/L | 5.0 | 2.5 | 1 | 11/10/11 11:41 | 11/12/11 20:57 | 7440-02-0 | |
| Selenium | **7.5U** | ug/L | 15.0 | 7.5 | 1 | 11/10/11 11:41 | 11/12/11 20:57 | 7782-49-2 | |
| Silver | **2.5U** | ug/L | 5.0 | 2.5 | 1 | 11/10/11 11:41 | 11/12/11 20:57 | 7440-22-4 | |
| Sodium | **15.8** | mg/L | 1.0 | 0.50 | 1 | 11/10/11 11:41 | 11/12/11 20:57 | 7440-23-5 | |
| Vanadium | **12.8** | ug/L | 10.0 | 5.0 | 1 | 11/10/11 11:41 | 11/12/11 20:57 | 7440-62-2 | |
| Zinc | **10.0U** | ug/L | 20.0 | 10.0 | 1 | 11/10/11 11:41 | 11/12/11 20:57 | 7440-66-6 | |
| **6020 MET ICPMS** | Analytical Method: EPA 6020 Preparation Method: EPA 3010 | | | | | | | | |
| Antimony | **0.50U** | ug/L | 1.0 | 0.50 | 1 | 11/10/11 11:41 | 11/11/11 09:22 | 7440-36-0 | |
| Thallium | **0.50U** | ug/L | 1.0 | 0.50 | 1 | 11/10/11 11:41 | 11/11/11 09:22 | 7440-28-0 | |
| **7470 Mercury** | Analytical Method: EPA 7470 Preparation Method: EPA 7470 | | | | | | | | |
| Mercury | **0.10U** | ug/L | 0.20 | 0.10 | 1 | 11/10/11 01:45 | 11/11/11 06:56 | 7439-97-6 | |
| **8260 MSV** | Analytical Method: EPA 8260 | | | | | | | | |
| Acetone | **5.0U** | ug/L | 10.0 | 5.0 | 1 | | 11/16/11 03:46 | 67-64-1 | |
| Acrylonitrile | **5.0U** | ug/L | 10.0 | 5.0 | 1 | | 11/16/11 03:46 | 107-13-1 | |
| Benzene | **0.50U** | ug/L | 1.0 | 0.50 | 1 | | 11/16/11 03:46 | 71-43-2 | |
| Bromochloromethane | **0.50U** | ug/L | 1.0 | 0.50 | 1 | | 11/16/11 03:46 | 74-97-5 | |

**Pace Analytical Services, Inc.**
8 East Tower Circle
Ormond Beach, FL 32174
(386)672-5668

# ANALYTICAL RESULTS

Project: Tomoka Semi-annual LF
Pace Project No.: 3542752

**Sample: B35-2** **Lab ID: 3542752016** Collected: 11/09/11 15:21 Received: 11/09/11 16:30 Matrix: Water

| Parameters | Results | Units | PQL | MDL | DF | Prepared | Analyzed | CAS No. | Qual |
|---|---|---|---|---|---|---|---|---|---|
| **8260 MSV** | Analytical Method: EPA 8260 | | | | | | | | |
| Bromodichloromethane | **0.27U** | ug/L | 0.60 | 0.27 | 1 | | 11/16/11 03:46 | 75-27-4 | |
| Bromoform | **0.50U** | ug/L | 1.0 | 0.50 | 1 | | 11/16/11 03:46 | 75-25-2 | |
| Bromomethane | **0.50U** | ug/L | 1.0 | 0.50 | 1 | | 11/16/11 03:46 | 74-83-9 | |
| 2-Butanone (MEK) | **5.0U** | ug/L | 10.0 | 5.0 | 1 | | 11/16/11 03:46 | 78-93-3 | |
| Carbon disulfide | **5.0U** | ug/L | 10.0 | 5.0 | 1 | | 11/16/11 03:46 | 75-15-0 | |
| Carbon tetrachloride | **0.50U** | ug/L | 1.0 | 0.50 | 1 | | 11/16/11 03:46 | 56-23-5 | |
| Chlorobenzene | **0.50U** | ug/L | 1.0 | 0.50 | 1 | | 11/16/11 03:46 | 108-90-7 | |
| Chloroethane | **0.50U** | ug/L | 1.0 | 0.50 | 1 | | 11/16/11 03:46 | 75-00-3 | |
| Chloroform | **0.50U** | ug/L | 1.0 | 0.50 | 1 | | 11/16/11 03:46 | 67-66-3 | |
| Chloromethane | **0.62U** | ug/L | 1.0 | 0.62 | 1 | | 11/16/11 03:46 | 74-87-3 | L3 |
| Dibromochloromethane | **0.26U** | ug/L | 0.50 | 0.26 | 1 | | 11/16/11 03:46 | 124-48-1 | |
| Dibromomethane | **0.50U** | ug/L | 1.0 | 0.50 | 1 | | 11/16/11 03:46 | 74-95-3 | |
| 1,2-Dichlorobenzene | **0.50U** | ug/L | 1.0 | 0.50 | 1 | | 11/16/11 03:46 | 95-50-1 | |
| 1,4-Dichlorobenzene | **0.50U** | ug/L | 1.0 | 0.50 | 1 | | 11/16/11 03:46 | 106-46-7 | |
| trans-1,4-Dichloro-2-butene | **5.0U** | ug/L | 10.0 | 5.0 | 1 | | 11/16/11 03:46 | 110-57-6 | |
| 1,1-Dichloroethane | **0.50U** | ug/L | 1.0 | 0.50 | 1 | | 11/16/11 03:46 | 75-34-3 | |
| 1,2-Dichloroethane | **0.50U** | ug/L | 1.0 | 0.50 | 1 | | 11/16/11 03:46 | 107-06-2 | |
| 1,1-Dichloroethene | **0.50U** | ug/L | 1.0 | 0.50 | 1 | | 11/16/11 03:46 | 75-35-4 | |
| cis-1,2-Dichloroethene | **0.50U** | ug/L | 1.0 | 0.50 | 1 | | 11/16/11 03:46 | 156-59-2 | |
| trans-1,2-Dichloroethene | **0.50U** | ug/L | 1.0 | 0.50 | 1 | | 11/16/11 03:46 | 156-60-5 | |
| 1,2-Dichloropropane | **0.50U** | ug/L | 1.0 | 0.50 | 1 | | 11/16/11 03:46 | 78-87-5 | |
| cis-1,3-Dichloropropene | **0.25U** | ug/L | 0.50 | 0.25 | 1 | | 11/16/11 03:46 | 10061-01-5 | |
| trans-1,3-Dichloropropene | **0.25U** | ug/L | 0.50 | 0.25 | 1 | | 11/16/11 03:46 | 10061-02-6 | |
| Ethylbenzene | **0.50U** | ug/L | 1.0 | 0.50 | 1 | | 11/16/11 03:46 | 100-41-4 | |
| 2-Hexanone | **5.0U** | ug/L | 10.0 | 5.0 | 1 | | 11/16/11 03:46 | 591-78-6 | |
| Iodomethane | **0.50U** | ug/L | 1.0 | 0.50 | 1 | | 11/16/11 03:46 | 74-88-4 | |
| Methylene Chloride | **2.5U** | ug/L | 5.0 | 2.5 | 1 | | 11/16/11 03:46 | 75-09-2 | |
| 4-Methyl-2-pentanone (MIBK) | **5.0U** | ug/L | 10.0 | 5.0 | 1 | | 11/16/11 03:46 | 108-10-1 | |
| Styrene | **0.50U** | ug/L | 1.0 | 0.50 | 1 | | 11/16/11 03:46 | 100-42-5 | |
| 1,1,1,2-Tetrachloroethane | **0.50U** | ug/L | 1.0 | 0.50 | 1 | | 11/16/11 03:46 | 630-20-6 | |
| 1,1,2,2-Tetrachloroethane | **0.12U** | ug/L | 0.50 | 0.12 | 1 | | 11/16/11 03:46 | 79-34-5 | |
| Tetrachloroethene | **0.50U** | ug/L | 1.0 | 0.50 | 1 | | 11/16/11 03:46 | 127-18-4 | |
| Toluene | **6.0** | ug/L | 1.0 | 0.50 | 1 | | 11/16/11 03:46 | 108-88-3 | |
| 1,1,1-Trichloroethane | **0.50U** | ug/L | 1.0 | 0.50 | 1 | | 11/16/11 03:46 | 71-55-6 | |
| 1,1,2-Trichloroethane | **0.50U** | ug/L | 1.0 | 0.50 | 1 | | 11/16/11 03:46 | 79-00-5 | |
| Trichloroethene | **0.50U** | ug/L | 1.0 | 0.50 | 1 | | 11/16/11 03:46 | 79-01-6 | |
| Trichlorofluoromethane | **0.50U** | ug/L | 1.0 | 0.50 | 1 | | 11/16/11 03:46 | 75-69-4 | |
| 1,2,3-Trichloropropane | **0.36U** | ug/L | 0.50 | 0.36 | 1 | | 11/16/11 03:46 | 96-18-4 | |
| Vinyl acetate | **1.0U** | ug/L | 2.0 | 1.0 | 1 | | 11/16/11 03:46 | 108-05-4 | |
| Vinyl chloride | **0.50U** | ug/L | 1.0 | 0.50 | 1 | | 11/16/11 03:46 | 75-01-4 | |
| Xylene (Total) | **0.50U** | ug/L | 1.0 | 0.50 | 1 | | 11/16/11 03:46 | 1330-20-7 | |
| ***Surrogates*** | | | | | | | | | |
| 4-Bromofluorobenzene (S) | 99 | % | 70-114 | | 1 | | 11/16/11 03:46 | 460-00-4 | |
| Dibromofluoromethane (S) | 108 | % | 88-117 | | 1 | | 11/16/11 03:46 | 1868-53-7 | |
| 1,2-Dichloroethane-d4 (S) | 111 | % | 86-125 | | 1 | | 11/16/11 03:46 | 17060-07-0 | |
| Toluene-d8 (S) | 99 | % | 87-113 | | 1 | | 11/16/11 03:46 | 2037-26-5 | |

**Pace Analytical Services, Inc.**
8 East Tower Circle
Ormond Beach, FL 32174
(386)672-5668

# ANALYTICAL RESULTS

Project: Tomoka Semi-annual LF
Pace Project No.: 3542752

**Sample: B35-2** **Lab ID: 3542752016** Collected: 11/09/11 15:21 Received: 11/09/11 16:30 Matrix: Water

| Parameters | Results | Units | PQL | MDL | DF | Prepared | Analyzed | CAS No. | Qual |
|---|---|---|---|---|---|---|---|---|---|
| **2540C Total Dissolved Solids** | Analytical Method: SM 2540C | | | | | | | | |
| Total Dissolved Solids | **273** | mg/L | 5.0 | 5.0 | 1 | | 11/14/11 10:28 | | |
| **300.0 IC Anions** | Analytical Method: EPA 300.0 | | | | | | | | |
| Nitrate as N | **0.025U** | mg/L | 0.050 | 0.025 | 1 | | 11/10/11 14:24 | 14797-55-8 | |
| **300.0 IC Anions 28 Days** | Analytical Method: EPA 300.0 | | | | | | | | |
| Chloride | **21.3** | mg/L | 5.0 | 2.5 | 1 | | 11/10/11 14:24 | 16887-00-6 | |
| Sulfate | **2.5U** | mg/L | 5.0 | 2.5 | 1 | | 11/10/11 14:24 | 14808-79-8 | |
| **350.1 Ammonia** | Analytical Method: EPA 350.1 | | | | | | | | |
| Nitrogen, Ammonia | **0.88** | mg/L | 0.050 | 0.020 | 1 | | 11/16/11 08:15 | 7664-41-7 | |

**Pace Analytical Services, Inc.**
8 East Tower Circle
Ormond Beach, FL 32174
(386)672-5668

# ANALYTICAL RESULTS

Project: Tomoka Semi-annual LF
Pace Project No.: 3542752

**Sample: F-MB** **Lab ID: 3542752017** Collected: 11/09/11 16:35 Received: 11/09/11 17:25 Matrix: Water

| Parameters | Results | Units | PQL | MDL | DF | Prepared | Analyzed | CAS No. | Qual |
|---|---|---|---|---|---|---|---|---|---|
| **Field Data** | Analytical Method: | | | | | | | | |
| Field pH | **8.07** | Std. Units | | | 1 | | 11/09/11 16:35 | | |
| Field Temperature | **23.10** | deg C | | | 1 | | 11/09/11 16:35 | | |
| Appearance | **Color: None, Sheen: None** | | | | 1 | | 11/09/11 16:35 | | |
| Field Specific Conductance | **589** | umhos/cm | | | 1 | | 11/09/11 16:35 | | |
| Oxygen, Dissolved | **0.05** | mg/L | | | 1 | | 11/09/11 16:35 | 7782-44-7 | |
| REDOX | **-36.0** | mV | | | 1 | | 11/09/11 16:35 | | |
| Turbidity | **5.74** | NTU | | | 1 | | 11/09/11 16:35 | | |
| Depth to Water | **16.30** | feet | | | 1 | | 11/09/11 16:35 | | |
| Water Level(NGVD) | **17.58** | feet | | | 1 | | 11/09/11 16:35 | | |
| **8011 GCS EDB and DBCP** | Analytical Method: EPA 8011 | Preparation Method: EPA 8011 | | | | | | | |
| 1,2-Dibromo-3-chloropropane | **0.0050U** | ug/L | 0.020 | 0.0050 | 1 | 11/14/11 09:00 | 11/14/11 19:21 | 96-12-8 | |
| 1,2-Dibromoethane (EDB) | **0.0063U** | ug/L | 0.010 | 0.0063 | 1 | 11/14/11 09:00 | 11/14/11 19:21 | 106-93-4 | |
| **6010 MET ICP** | Analytical Method: EPA 6010 | Preparation Method: EPA 3010 | | | | | | | |
| Arsenic | **5.0U** | ug/L | 10.0 | 5.0 | 1 | 11/10/11 11:41 | 11/12/11 21:01 | 7440-38-2 | |
| Barium | **18.8** | ug/L | 10.0 | 5.0 | 1 | 11/10/11 11:41 | 11/12/11 21:01 | 7440-39-3 | |
| Beryllium | **0.50U** | ug/L | 1.0 | 0.50 | 1 | 11/10/11 11:41 | 11/12/11 21:01 | 7440-41-7 | |
| Cadmium | **0.50U** | ug/L | 1.0 | 0.50 | 1 | 11/10/11 11:41 | 11/12/11 21:01 | 7440-43-9 | |
| Chromium | **2.5U** | ug/L | 5.0 | 2.5 | 1 | 11/10/11 11:41 | 11/12/11 21:01 | 7440-47-3 | |
| Cobalt | **5.0U** | ug/L | 10.0 | 5.0 | 1 | 11/10/11 11:41 | 11/12/11 21:01 | 7440-48-4 | |
| Copper | **2.5U** | ug/L | 5.0 | 2.5 | 1 | 11/10/11 11:41 | 11/12/11 21:01 | 7440-50-8 | |
| Iron | **359** | ug/L | 40.0 | 20.0 | 1 | 11/10/11 11:41 | 11/12/11 21:01 | 7439-89-6 | |
| Lead | **5.0U** | ug/L | 10.0 | 5.0 | 1 | 11/10/11 11:41 | 11/12/11 21:01 | 7439-92-1 | |
| Nickel | **2.5U** | ug/L | 5.0 | 2.5 | 1 | 11/10/11 11:41 | 11/12/11 21:01 | 7440-02-0 | |
| Selenium | **7.5U** | ug/L | 15.0 | 7.5 | 1 | 11/10/11 11:41 | 11/12/11 21:01 | 7782-49-2 | |
| Silver | **2.5U** | ug/L | 5.0 | 2.5 | 1 | 11/10/11 11:41 | 11/12/11 21:01 | 7440-22-4 | |
| Sodium | **15.5** | mg/L | 1.0 | 0.50 | 1 | 11/10/11 11:41 | 11/12/11 21:01 | 7440-23-5 | |
| Vanadium | **5.0U** | ug/L | 10.0 | 5.0 | 1 | 11/10/11 11:41 | 11/12/11 21:01 | 7440-62-2 | |
| Zinc | **10.0U** | ug/L | 20.0 | 10.0 | 1 | 11/10/11 11:41 | 11/12/11 21:01 | 7440-66-6 | |
| **6020 MET ICPMS** | Analytical Method: EPA 6020 | Preparation Method: EPA 3010 | | | | | | | |
| Antimony | **0.50U** | ug/L | 1.0 | 0.50 | 1 | 11/10/11 11:41 | 11/11/11 09:25 | 7440-36-0 | |
| Thallium | **0.50U** | ug/L | 1.0 | 0.50 | 1 | 11/10/11 11:41 | 11/11/11 09:25 | 7440-28-0 | |
| **7470 Mercury** | Analytical Method: EPA 7470 | Preparation Method: EPA 7470 | | | | | | | |
| Mercury | **0.10U** | ug/L | 0.20 | 0.10 | 1 | 11/10/11 01:45 | 11/11/11 06:58 | 7439-97-6 | |
| **8260 MSV** | Analytical Method: EPA 8260 | | | | | | | | |
| Acetone | **5.0U** | ug/L | 10.0 | 5.0 | 1 | | 11/15/11 22:51 | 67-64-1 | |
| Acrylonitrile | **5.0U** | ug/L | 10.0 | 5.0 | 1 | | 11/15/11 22:51 | 107-13-1 | |
| Benzene | **0.50U** | ug/L | 1.0 | 0.50 | 1 | | 11/15/11 22:51 | 71-43-2 | |
| Bromochloromethane | **0.50U** | ug/L | 1.0 | 0.50 | 1 | | 11/15/11 22:51 | 74-97-5 | |

**Pace Analytical Services, Inc.**
8 East Tower Circle
Ormond Beach, FL 32174
(386)672-5668

# ANALYTICAL RESULTS

Project: Tomoka Semi-annual LF
Pace Project No.: 3542752

**Sample: F-MB** **Lab ID: 3542752017** Collected: 11/09/11 16:35 Received: 11/09/11 17:25 Matrix: Water

| Parameters | Results | Units | PQL | MDL | DF | Prepared | Analyzed | CAS No. | Qual |
|---|---|---|---|---|---|---|---|---|---|
| **8260 MSV** | Analytical Method: EPA 8260 | | | | | | | | |
| Bromodichloromethane | **0.27U** | ug/L | 0.60 | 0.27 | 1 | | 11/15/11 22:51 | 75-27-4 | |
| Bromoform | **0.50U** | ug/L | 1.0 | 0.50 | 1 | | 11/15/11 22:51 | 75-25-2 | |
| Bromomethane | **0.50U** | ug/L | 1.0 | 0.50 | 1 | | 11/15/11 22:51 | 74-83-9 | |
| 2-Butanone (MEK) | **5.0U** | ug/L | 10.0 | 5.0 | 1 | | 11/15/11 22:51 | 78-93-3 | |
| Carbon disulfide | **5.0U** | ug/L | 10.0 | 5.0 | 1 | | 11/15/11 22:51 | 75-15-0 | |
| Carbon tetrachloride | **0.50U** | ug/L | 1.0 | 0.50 | 1 | | 11/15/11 22:51 | 56-23-5 | |
| Chlorobenzene | **0.50U** | ug/L | 1.0 | 0.50 | 1 | | 11/15/11 22:51 | 108-90-7 | |
| Chloroethane | **0.50U** | ug/L | 1.0 | 0.50 | 1 | | 11/15/11 22:51 | 75-00-3 | |
| Chloroform | **0.50U** | ug/L | 1.0 | 0.50 | 1 | | 11/15/11 22:51 | 67-66-3 | |
| Chloromethane | **0.62U** | ug/L | 1.0 | 0.62 | 1 | | 11/15/11 22:51 | 74-87-3 | L3 |
| Dibromochloromethane | **0.26U** | ug/L | 0.50 | 0.26 | 1 | | 11/15/11 22:51 | 124-48-1 | |
| Dibromomethane | **0.50U** | ug/L | 1.0 | 0.50 | 1 | | 11/15/11 22:51 | 74-95-3 | |
| 1,2-Dichlorobenzene | **0.50U** | ug/L | 1.0 | 0.50 | 1 | | 11/15/11 22:51 | 95-50-1 | |
| 1,4-Dichlorobenzene | **0.50U** | ug/L | 1.0 | 0.50 | 1 | | 11/15/11 22:51 | 106-46-7 | |
| trans-1,4-Dichloro-2-butene | **5.0U** | ug/L | 10.0 | 5.0 | 1 | | 11/15/11 22:51 | 110-57-6 | |
| 1,1-Dichloroethane | **0.50U** | ug/L | 1.0 | 0.50 | 1 | | 11/15/11 22:51 | 75-34-3 | |
| 1,2-Dichloroethane | **0.50U** | ug/L | 1.0 | 0.50 | 1 | | 11/15/11 22:51 | 107-06-2 | |
| 1,1-Dichloroethene | **0.50U** | ug/L | 1.0 | 0.50 | 1 | | 11/15/11 22:51 | 75-35-4 | |
| cis-1,2-Dichloroethene | **0.50U** | ug/L | 1.0 | 0.50 | 1 | | 11/15/11 22:51 | 156-59-2 | |
| trans-1,2-Dichloroethene | **0.50U** | ug/L | 1.0 | 0.50 | 1 | | 11/15/11 22:51 | 156-60-5 | |
| 1,2-Dichloropropane | **0.50U** | ug/L | 1.0 | 0.50 | 1 | | 11/15/11 22:51 | 78-87-5 | |
| cis-1,3-Dichloropropene | **0.25U** | ug/L | 0.50 | 0.25 | 1 | | 11/15/11 22:51 | 10061-01-5 | |
| trans-1,3-Dichloropropene | **0.25U** | ug/L | 0.50 | 0.25 | 1 | | 11/15/11 22:51 | 10061-02-6 | |
| Ethylbenzene | **0.50U** | ug/L | 1.0 | 0.50 | 1 | | 11/15/11 22:51 | 100-41-4 | |
| 2-Hexanone | **5.0U** | ug/L | 10.0 | 5.0 | 1 | | 11/15/11 22:51 | 591-78-6 | |
| Iodomethane | **0.50U** | ug/L | 1.0 | 0.50 | 1 | | 11/15/11 22:51 | 74-88-4 | |
| Methylene Chloride | **2.5U** | ug/L | 5.0 | 2.5 | 1 | | 11/15/11 22:51 | 75-09-2 | |
| 4-Methyl-2-pentanone (MIBK) | **5.0U** | ug/L | 10.0 | 5.0 | 1 | | 11/15/11 22:51 | 108-10-1 | |
| Styrene | **0.50U** | ug/L | 1.0 | 0.50 | 1 | | 11/15/11 22:51 | 100-42-5 | |
| 1,1,1,2-Tetrachloroethane | **0.50U** | ug/L | 1.0 | 0.50 | 1 | | 11/15/11 22:51 | 630-20-6 | |
| 1,1,2,2-Tetrachloroethane | **0.12U** | ug/L | 0.50 | 0.12 | 1 | | 11/15/11 22:51 | 79-34-5 | |
| Tetrachloroethene | **0.50U** | ug/L | 1.0 | 0.50 | 1 | | 11/15/11 22:51 | 127-18-4 | |
| Toluene | **0.50U** | ug/L | 1.0 | 0.50 | 1 | | 11/15/11 22:51 | 108-88-3 | |
| 1,1,1-Trichloroethane | **0.50U** | ug/L | 1.0 | 0.50 | 1 | | 11/15/11 22:51 | 71-55-6 | |
| 1,1,2-Trichloroethane | **0.50U** | ug/L | 1.0 | 0.50 | 1 | | 11/15/11 22:51 | 79-00-5 | |
| Trichloroethene | **0.50U** | ug/L | 1.0 | 0.50 | 1 | | 11/15/11 22:51 | 79-01-6 | |
| Trichlorofluoromethane | **0.50U** | ug/L | 1.0 | 0.50 | 1 | | 11/15/11 22:51 | 75-69-4 | |
| 1,2,3-Trichloropropane | **0.36U** | ug/L | 0.50 | 0.36 | 1 | | 11/15/11 22:51 | 96-18-4 | |
| Vinyl acetate | **1.0U** | ug/L | 2.0 | 1.0 | 1 | | 11/15/11 22:51 | 108-05-4 | |
| Vinyl chloride | **0.50U** | ug/L | 1.0 | 0.50 | 1 | | 11/15/11 22:51 | 75-01-4 | |
| Xylene (Total) | **0.50U** | ug/L | 1.0 | 0.50 | 1 | | 11/15/11 22:51 | 1330-20-7 | |
| ***Surrogates*** | | | | | | | | | |
| 4-Bromofluorobenzene (S) | 93 | % | 70-114 | | 1 | | 11/15/11 22:51 | 460-00-4 | |
| Dibromofluoromethane (S) | 105 | % | 88-117 | | 1 | | 11/15/11 22:51 | 1868-53-7 | |
| 1,2-Dichloroethane-d4 (S) | 104 | % | 86-125 | | 1 | | 11/15/11 22:51 | 17060-07-0 | |
| Toluene-d8 (S) | 99 | % | 87-113 | | 1 | | 11/15/11 22:51 | 2037-26-5 | |

**Pace Analytical Services, Inc.**
8 East Tower Circle
Ormond Beach, FL 32174
(386)672-5668

# ANALYTICAL RESULTS

Project: Tomoka Semi-annual LF
Pace Project No.: 3542752

**Sample: F-MB** **Lab ID: 3542752017** Collected: 11/09/11 16:35 Received: 11/09/11 17:25 Matrix: Water

| Parameters | Results | Units | PQL | MDL | DF | Prepared | Analyzed | CAS No. | Qual |
|---|---|---|---|---|---|---|---|---|---|
| **2540C Total Dissolved Solids** | Analytical Method: SM 2540C | | | | | | | | |
| Total Dissolved Solids | **346** | mg/L | 5.0 | 5.0 | 1 | | 11/14/11 10:28 | | |
| **300.0 IC Anions** | Analytical Method: EPA 300.0 | | | | | | | | |
| Nitrate as N | **0.12** | mg/L | 0.050 | 0.025 | 1 | | 11/10/11 14:37 | 14797-55-8 | |
| **300.0 IC Anions 28 Days** | Analytical Method: EPA 300.0 | | | | | | | | |
| Chloride | **20.0** | mg/L | 5.0 | 2.5 | 1 | | 11/10/11 14:37 | 16887-00-6 | |
| Sulfate | **2.5U** | mg/L | 5.0 | 2.5 | 1 | | 11/10/11 14:37 | 14808-79-8 | |
| **350.1 Ammonia** | Analytical Method: EPA 350.1 | | | | | | | | |
| Nitrogen, Ammonia | **0.27** | mg/L | 0.050 | 0.020 | 1 | | 11/16/11 08:16 | 7664-41-7 | |

**Pace Analytical Services, Inc.**
8 East Tower Circle
Ormond Beach, FL 32174
(386)672-5668

# ANALYTICAL RESULTS

Project: Tomoka Semi-annual LF
Pace Project No.: 3542752

**Sample: Trip Blank (11/9/11)** **Lab ID: 3542752018** Collected: 11/09/11 08:00 Received: 11/09/11 16:30 Matrix: Water

| Parameters | Results | Units | PQL | MDL | DF | Prepared | Analyzed | CAS No. | Qual |
|---|---|---|---|---|---|---|---|---|---|
| **8260 MSV** | Analytical Method: EPA 8260 | | | | | | | | |
| Acetone | **5.0U** | ug/L | 10.0 | 5.0 | 1 | | 11/15/11 22:01 | 67-64-1 | |
| Acrylonitrile | **5.0U** | ug/L | 10.0 | 5.0 | 1 | | 11/15/11 22:01 | 107-13-1 | |
| Benzene | **0.50U** | ug/L | 1.0 | 0.50 | 1 | | 11/15/11 22:01 | 71-43-2 | |
| Bromochloromethane | **0.50U** | ug/L | 1.0 | 0.50 | 1 | | 11/15/11 22:01 | 74-97-5 | |
| Bromodichloromethane | **0.27U** | ug/L | 0.60 | 0.27 | 1 | | 11/15/11 22:01 | 75-27-4 | |
| Bromoform | **0.50U** | ug/L | 1.0 | 0.50 | 1 | | 11/15/11 22:01 | 75-25-2 | |
| Bromomethane | **0.50U** | ug/L | 1.0 | 0.50 | 1 | | 11/15/11 22:01 | 74-83-9 | |
| 2-Butanone (MEK) | **5.0U** | ug/L | 10.0 | 5.0 | 1 | | 11/15/11 22:01 | 78-93-3 | |
| Carbon disulfide | **5.0U** | ug/L | 10.0 | 5.0 | 1 | | 11/15/11 22:01 | 75-15-0 | |
| Carbon tetrachloride | **0.50U** | ug/L | 1.0 | 0.50 | 1 | | 11/15/11 22:01 | 56-23-5 | |
| Chlorobenzene | **0.50U** | ug/L | 1.0 | 0.50 | 1 | | 11/15/11 22:01 | 108-90-7 | |
| Chloroethane | **0.50U** | ug/L | 1.0 | 0.50 | 1 | | 11/15/11 22:01 | 75-00-3 | |
| Chloroform | **0.50U** | ug/L | 1.0 | 0.50 | 1 | | 11/15/11 22:01 | 67-66-3 | |
| Chloromethane | **0.62U** | ug/L | 1.0 | 0.62 | 1 | | 11/15/11 22:01 | 74-87-3 | L3 |
| 1,2-Dibromo-3-chloropropane | **1.0U** | ug/L | 2.0 | 1.0 | 1 | | 11/15/11 22:01 | 96-12-8 | |
| Dibromochloromethane | **0.26U** | ug/L | 0.50 | 0.26 | 1 | | 11/15/11 22:01 | 124-48-1 | |
| 1,2-Dibromoethane (EDB) | **0.50U** | ug/L | 1.0 | 0.50 | 1 | | 11/15/11 22:01 | 106-93-4 | |
| Dibromomethane | **0.50U** | ug/L | 1.0 | 0.50 | 1 | | 11/15/11 22:01 | 74-95-3 | |
| 1,2-Dichlorobenzene | **0.50U** | ug/L | 1.0 | 0.50 | 1 | | 11/15/11 22:01 | 95-50-1 | |
| 1,4-Dichlorobenzene | **0.50U** | ug/L | 1.0 | 0.50 | 1 | | 11/15/11 22:01 | 106-46-7 | |
| trans-1,4-Dichloro-2-butene | **5.0U** | ug/L | 10.0 | 5.0 | 1 | | 11/15/11 22:01 | 110-57-6 | |
| 1,1-Dichloroethane | **0.50U** | ug/L | 1.0 | 0.50 | 1 | | 11/15/11 22:01 | 75-34-3 | |
| 1,2-Dichloroethane | **0.50U** | ug/L | 1.0 | 0.50 | 1 | | 11/15/11 22:01 | 107-06-2 | |
| 1,1-Dichloroethene | **0.50U** | ug/L | 1.0 | 0.50 | 1 | | 11/15/11 22:01 | 75-35-4 | |
| cis-1,2-Dichloroethene | **0.50U** | ug/L | 1.0 | 0.50 | 1 | | 11/15/11 22:01 | 156-59-2 | |
| trans-1,2-Dichloroethene | **0.50U** | ug/L | 1.0 | 0.50 | 1 | | 11/15/11 22:01 | 156-60-5 | |
| 1,2-Dichloropropane | **0.50U** | ug/L | 1.0 | 0.50 | 1 | | 11/15/11 22:01 | 78-87-5 | |
| cis-1,3-Dichloropropene | **0.25U** | ug/L | 0.50 | 0.25 | 1 | | 11/15/11 22:01 | 10061-01-5 | |
| trans-1,3-Dichloropropene | **0.25U** | ug/L | 0.50 | 0.25 | 1 | | 11/15/11 22:01 | 10061-02-6 | |
| Ethylbenzene | **0.50U** | ug/L | 1.0 | 0.50 | 1 | | 11/15/11 22:01 | 100-41-4 | |
| 2-Hexanone | **5.0U** | ug/L | 10.0 | 5.0 | 1 | | 11/15/11 22:01 | 591-78-6 | |
| Iodomethane | **0.50U** | ug/L | 1.0 | 0.50 | 1 | | 11/15/11 22:01 | 74-88-4 | |
| Methylene Chloride | **2.5U** | ug/L | 5.0 | 2.5 | 1 | | 11/15/11 22:01 | 75-09-2 | |
| 4-Methyl-2-pentanone (MIBK) | **5.0U** | ug/L | 10.0 | 5.0 | 1 | | 11/15/11 22:01 | 108-10-1 | |
| Styrene | **0.50U** | ug/L | 1.0 | 0.50 | 1 | | 11/15/11 22:01 | 100-42-5 | |
| 1,1,1,2-Tetrachloroethane | **0.50U** | ug/L | 1.0 | 0.50 | 1 | | 11/15/11 22:01 | 630-20-6 | |
| 1,1,2,2-Tetrachloroethane | **0.12U** | ug/L | 0.50 | 0.12 | 1 | | 11/15/11 22:01 | 79-34-5 | |
| Tetrachloroethene | **0.50U** | ug/L | 1.0 | 0.50 | 1 | | 11/15/11 22:01 | 127-18-4 | |
| Toluene | **0.50U** | ug/L | 1.0 | 0.50 | 1 | | 11/15/11 22:01 | 108-88-3 | |
| 1,1,1-Trichloroethane | **0.50U** | ug/L | 1.0 | 0.50 | 1 | | 11/15/11 22:01 | 71-55-6 | |
| 1,1,2-Trichloroethane | **0.50U** | ug/L | 1.0 | 0.50 | 1 | | 11/15/11 22:01 | 79-00-5 | |
| Trichloroethene | **0.50U** | ug/L | 1.0 | 0.50 | 1 | | 11/15/11 22:01 | 79-01-6 | |
| Trichlorofluoromethane | **0.50U** | ug/L | 1.0 | 0.50 | 1 | | 11/15/11 22:01 | 75-69-4 | |
| 1,2,3-Trichloropropane | **0.36U** | ug/L | 0.50 | 0.36 | 1 | | 11/15/11 22:01 | 96-18-4 | |
| Vinyl acetate | **1.0U** | ug/L | 2.0 | 1.0 | 1 | | 11/15/11 22:01 | 108-05-4 | |
| Vinyl chloride | **0.50U** | ug/L | 1.0 | 0.50 | 1 | | 11/15/11 22:01 | 75-01-4 | |

**Pace Analytical Services, Inc.**
8 East Tower Circle
Ormond Beach, FL 32174
(386)672-5668

# ANALYTICAL RESULTS

Project: Tomoka Semi-annual LF
Pace Project No.: 3542752

**Sample: Trip Blank (11/9/11)** **Lab ID: 3542752018** Collected: 11/09/11 08:00 Received: 11/09/11 16:30 Matrix: Water

| Parameters | Results | Units | PQL | MDL | DF | Prepared | Analyzed | CAS No. | Qual |
|---|---|---|---|---|---|---|---|---|---|
| **8260 MSV** | Analytical Method: EPA 8260 | | | | | | | | |
| Xylene (Total) | **0.50U** | ug/L | 1.0 | 0.50 | 1 | | 11/15/11 22:01 | 1330-20-7 | |
| ***Surrogates*** | | | | | | | | | |
| 4-Bromofluorobenzene (S) | 92 | % | 70-114 | | 1 | | 11/15/11 22:01 | 460-00-4 | |
| Dibromofluoromethane (S) | 103 | % | 88-117 | | 1 | | 11/15/11 22:01 | 1868-53-7 | |
| 1,2-Dichloroethane-d4 (S) | 107 | % | 86-125 | | 1 | | 11/15/11 22:01 | 17060-07-0 | |
| Toluene-d8 (S) | 101 | % | 87-113 | | 1 | | 11/15/11 22:01 | 2037-26-5 | |

**Pace Analytical Services, Inc.**
8 East Tower Circle
Ormond Beach, FL 32174
(386)672-5668

# QUALITY CONTROL DATA

Project: Tomoka Semi-annual LF
Pace Project No.: 3542752

QC Batch: MERP/2253 Analysis Method: EPA 7470
QC Batch Method: EPA 7470 Analysis Description: 7470 Mercury
Associated Lab Samples: 3542752001, 3542752002, 3542752003, 3542752004, 3542752005, 3542752006, 3542752007, 3542752008, 3542752009, 3542752010, 3542752011, 3542752012, 3542752013, 3542752014, 3542752015, 3542752016, 3542752017

METHOD BLANK: 288106 Matrix: Water
Associated Lab Samples: 3542752001, 3542752002, 3542752003, 3542752004, 3542752005, 3542752006, 3542752007, 3542752008, 3542752009, 3542752010, 3542752011, 3542752012, 3542752013, 3542752014, 3542752015, 3542752016, 3542752017

| Parameter | Units | Blank Result | Reporting Limit | Analyzed | Qualifiers |
|---|---|---|---|---|---|
| Mercury | ug/L | 0.10U | 0.20 | 11/11/11 05:46 | |

LABORATORY CONTROL SAMPLE: 288107

| Parameter | Units | Spike Conc. | LCS Result | LCS % Rec | % Rec Limits | Qualifiers |
|---|---|---|---|---|---|---|
| Mercury | ug/L | 2 | 2.1 | 106 | 80-120 | |

MATRIX SPIKE & MATRIX SPIKE DUPLICATE: 288144 288145

| Parameter | Units | 3542752002 Result | MS Spike Conc. | MSD Spike Conc. | MS Result | MSD Result | MS % Rec | MSD % Rec | % Rec Limits | RPD | Max RPD | Qual |
|---|---|---|---|---|---|---|---|---|---|---|---|---|
| Mercury | ug/L | 0.10U | 2 | 2 | 1.9 | 1.9 | 97 | 97 | 80-120 | .3 | 20 | |

**Pace Analytical Services, Inc.**
8 East Tower Circle
Ormond Beach, FL 32174
(386)672-5668

# QUALITY CONTROL DATA

Project: Tomoka Semi-annual LF
Pace Project No.: 3542752

QC Batch: MPRP/6393 Analysis Method: EPA 6010
QC Batch Method: EPA 3010 Analysis Description: 6010 MET
Associated Lab Samples: 3542752001, 3542752002, 3542752003, 3542752004, 3542752005, 3542752006, 3542752007, 3542752008, 3542752009, 3542752010, 3542752011, 3542752012, 3542752013, 3542752014, 3542752015, 3542752016, 3542752017

METHOD BLANK: 288328 Matrix: Water
Associated Lab Samples: 3542752001, 3542752002, 3542752003, 3542752004, 3542752005, 3542752006, 3542752007, 3542752008, 3542752009, 3542752010, 3542752011, 3542752012, 3542752013, 3542752014, 3542752015, 3542752016, 3542752017

| Parameter | Units | Blank Result | Reporting Limit | Analyzed | Qualifiers |
|---|---|---|---|---|---|
| Arsenic | ug/L | 5.0U | 10.0 | 11/12/11 19:15 | |
| Barium | ug/L | 5.0U | 10.0 | 11/12/11 19:15 | |
| Beryllium | ug/L | 0.50U | 1.0 | 11/12/11 19:15 | |
| Cadmium | ug/L | 0.50U | 1.0 | 11/12/11 19:15 | |
| Chromium | ug/L | 2.5U | 5.0 | 11/12/11 19:15 | |
| Cobalt | ug/L | 5.0U | 10.0 | 11/12/11 19:15 | |
| Copper | ug/L | 2.5U | 5.0 | 11/12/11 19:15 | CU |
| Iron | ug/L | 20.0U | 40.0 | 11/12/11 19:15 | |
| Lead | ug/L | 5.0U | 10.0 | 11/12/11 19:15 | |
| Nickel | ug/L | 2.5U | 5.0 | 11/12/11 19:15 | |
| Selenium | ug/L | 7.5U | 15.0 | 11/12/11 19:15 | |
| Silver | ug/L | 2.5U | 5.0 | 11/12/11 19:15 | |
| Sodium | mg/L | 0.50U | 1.0 | 11/12/11 19:15 | |
| Vanadium | ug/L | 5.0U | 10.0 | 11/12/11 19:15 | |
| Zinc | ug/L | 10.0U | 20.0 | 11/12/11 19:15 | |

LABORATORY CONTROL SAMPLE: 288329

| Parameter | Units | Spike Conc. | LCS Result | LCS % Rec | % Rec Limits | Qualifiers |
|---|---|---|---|---|---|---|
| Arsenic | ug/L | 250 | 244 | 97 | 80-120 | |
| Barium | ug/L | 250 | 263 | 105 | 80-120 | |
| Beryllium | ug/L | 25 | 25.9 | 103 | 80-120 | |
| Cadmium | ug/L | 25 | 25.1 | 100 | 80-120 | |
| Chromium | ug/L | 250 | 263 | 105 | 80-120 | |
| Cobalt | ug/L | 250 | 259 | 104 | 80-120 | |
| Copper | ug/L | 250 | 278 | 111 | 80-120 | |
| Iron | ug/L | 5000 | 5340 | 107 | 80-120 | |
| Lead | ug/L | 250 | 244 | 98 | 80-120 | |
| Nickel | ug/L | 250 | 255 | 102 | 80-120 | |
| Selenium | ug/L | 250 | 252 | 101 | 80-120 | |
| Silver | ug/L | 25 | 25.5 | 102 | 80-120 | |
| Sodium | mg/L | 25 | 26.8 | 107 | 80-120 | |
| Vanadium | ug/L | 250 | 262 | 105 | 80-120 | |
| Zinc | ug/L | 1250 | 1250 | 100 | 80-120 | |

**Pace Analytical Services, Inc.**
8 East Tower Circle
Ormond Beach, FL 32174
(386)672-5668

# QUALITY CONTROL DATA

Project: Tomoka Semi-annual LF
Pace Project No.: 3542752

MATRIX SPIKE & MATRIX SPIKE DUPLICATE: 288488 288489

| Parameter | Units | 3542752005 Result | MS Spike Conc. | MSD Spike Conc. | MS Result | MSD Result | MS % Rec | MSD % Rec | % Rec Limits | RPD | Max RPD | Qual |
|---|---|---|---|---|---|---|---|---|---|---|---|---|
| Arsenic | ug/L | 5.0U | 250 | 250 | 246 | 253 | 98 | 101 | 75-125 | 3 | 20 | |
| Barium | ug/L | 51.0 | 250 | 250 | 296 | 303 | 98 | 101 | 75-125 | 2 | 20 | |
| Beryllium | ug/L | 0.50U | 25 | 25 | 25.6 | 26.3 | 101 | 104 | 75-125 | 3 | 20 | |
| Cadmium | ug/L | 0.50U | 25 | 25 | 25.1 | 25.9 | 100 | 103 | 75-125 | 3 | 20 | |
| Chromium | ug/L | 3.8 I | 250 | 250 | 262 | 269 | 103 | 106 | 75-125 | 3 | 20 | |
| Cobalt | ug/L | 5.0U | 250 | 250 | 260 | 268 | 104 | 107 | 75-125 | 3 | 20 | |
| Copper | ug/L | 2.5U | 250 | 250 | 266 | 273 | 106 | 109 | 75-125 | 2 | 20 | |
| Iron | ug/L | 2550 | 2500 | 2500 | 5030 | 5120 | 99 | 103 | 75-125 | 2 | 20 | |
| Lead | ug/L | 5.0U | 250 | 250 | 247 | 254 | 99 | 102 | 75-125 | 3 | 20 | |
| Nickel | ug/L | 2.5U | 250 | 250 | 260 | 268 | 104 | 107 | 75-125 | 3 | 20 | |
| Selenium | ug/L | 7.5U | 250 | 250 | 106 | 124 | 42 | 49 | 75-125 | 15 | 20 | J(M1) |
| Silver | ug/L | 2.5U | 25 | 25 | 24.4 | 25.3 | 96 | 99 | 75-125 | 3 | 20 | |
| Sodium | mg/L | 6.6 | 12.5 | 12.5 | 18.9 | 19.4 | 98 | 103 | 75-125 | 3 | 20 | |
| Vanadium | ug/L | 16.0 | 250 | 250 | 273 | 280 | 103 | 105 | 75-125 | 2 | 20 | |
| Zinc | ug/L | 10.0U | 1250 | 1250 | 1260 | 1290 | 100 | 103 | 75-125 | 3 | 20 | |

**Pace Analytical Services, Inc.**
8 East Tower Circle
Ormond Beach, FL 32174
(386)672-5668

# QUALITY CONTROL DATA

Project: Tomoka Semi-annual LF
Pace Project No.: 3542752

QC Batch: MPRP/6394 | Analysis Method: EPA 6020
QC Batch Method: EPA 3010 | Analysis Description: 6020 MET
Associated Lab Samples: 3542752001, 3542752002, 3542752003, 3542752004, 3542752005, 3542752006, 3542752007, 3542752008, 3542752009, 3542752010, 3542752011, 3542752012, 3542752013, 3542752014, 3542752015, 3542752016, 3542752017

METHOD BLANK: 288332 | Matrix: Water
Associated Lab Samples: 3542752001, 3542752002, 3542752003, 3542752004, 3542752005, 3542752006, 3542752007, 3542752008, 3542752009, 3542752010, 3542752011, 3542752012, 3542752013, 3542752014, 3542752015, 3542752016, 3542752017

| Parameter | Units | Blank Result | Reporting Limit | Analyzed | Qualifiers |
|---|---|---|---|---|---|
| Antimony | ug/L | 0.50U | 1.0 | 11/11/11 08:03 | |
| Thallium | ug/L | 0.50U | 1.0 | 11/11/11 08:03 | |

LABORATORY CONTROL SAMPLE: 288333

| Parameter | Units | Spike Conc. | LCS Result | LCS % Rec | % Rec Limits | Qualifiers |
|---|---|---|---|---|---|---|
| Antimony | ug/L | 50 | 46.8 | 94 | 90-110 | |
| Thallium | ug/L | 50 | 48.2 | 96 | 90-110 | |

MATRIX SPIKE & MATRIX SPIKE DUPLICATE: 288334 288335

| Parameter | Units | 3542752004 Result | MS Spike Conc. | MSD Spike Conc. | MS Result | MSD Result | MS % Rec | MSD % Rec | % Rec Limits | RPD | Max RPD | Qual |
|---|---|---|---|---|---|---|---|---|---|---|---|---|
| Antimony | ug/L | 0.50U | 50 | 50 | 51.3 | 52.1 | 103 | 104 | 70-130 | 2 | 20 | |
| Thallium | ug/L | 0.50U | 50 | 50 | 49.0 | 49.3 | 98 | 99 | 70-130 | .6 | 20 | |

**Pace Analytical Services, Inc.**
8 East Tower Circle
Ormond Beach, FL 32174
(386)672-5668

# QUALITY CONTROL DATA

Project: Tomoka Semi-annual LF
Pace Project No.: 3542752

QC Batch: MSV/4134 Analysis Method: EPA 8260
QC Batch Method: EPA 8260 Analysis Description: 8260 MSV
Associated Lab Samples: 3542752001, 3542752002, 3542752003, 3542752004, 3542752005, 3542752006, 3542752007, 3542752008, 3542752009, 3542752010, 3542752011, 3542752012, 3542752013

METHOD BLANK: 291142 Matrix: Water
Associated Lab Samples: 3542752001, 3542752002, 3542752003, 3542752004, 3542752005, 3542752006, 3542752007, 3542752008, 3542752009, 3542752010, 3542752011, 3542752012, 3542752013

| Parameter | Units | Blank Result | Reporting Limit | Analyzed | Qualifiers |
|---|---|---|---|---|---|
| 1,1,1,2-Tetrachloroethane | ug/L | 0.50U | 1.0 | 11/15/11 19:41 | |
| 1,1,1-Trichloroethane | ug/L | 0.50U | 1.0 | 11/15/11 19:41 | |
| 1,1,2,2-Tetrachloroethane | ug/L | 0.12U | 0.50 | 11/15/11 19:41 | |
| 1,1,2-Trichloroethane | ug/L | 0.50U | 1.0 | 11/15/11 19:41 | |
| 1,1-Dichloroethane | ug/L | 0.50U | 1.0 | 11/15/11 19:41 | |
| 1,1-Dichloroethene | ug/L | 0.50U | 1.0 | 11/15/11 19:41 | |
| 1,2,3-Trichloropropane | ug/L | 0.36U | 0.50 | 11/15/11 19:41 | |
| 1,2-Dibromo-3-chloropropane | ug/L | 1.0U | 2.0 | 11/15/11 19:41 | |
| 1,2-Dibromoethane (EDB) | ug/L | 0.50U | 1.0 | 11/15/11 19:41 | |
| 1,2-Dichlorobenzene | ug/L | 0.50U | 1.0 | 11/15/11 19:41 | |
| 1,2-Dichloroethane | ug/L | 0.50U | 1.0 | 11/15/11 19:41 | |
| 1,2-Dichloropropane | ug/L | 0.50U | 1.0 | 11/15/11 19:41 | |
| 1,4-Dichlorobenzene | ug/L | 0.50U | 1.0 | 11/15/11 19:41 | |
| 2-Butanone (MEK) | ug/L | 5.0U | 10.0 | 11/15/11 19:41 | |
| 2-Hexanone | ug/L | 5.0U | 10.0 | 11/15/11 19:41 | |
| 4-Methyl-2-pentanone (MIBK) | ug/L | 5.0U | 10.0 | 11/15/11 19:41 | |
| Acetone | ug/L | 5.0U | 10.0 | 11/15/11 19:41 | |
| Acrylonitrile | ug/L | 5.0U | 10.0 | 11/15/11 19:41 | |
| Benzene | ug/L | 0.50U | 1.0 | 11/15/11 19:41 | |
| Bromochloromethane | ug/L | 0.50U | 1.0 | 11/15/11 19:41 | |
| Bromodichloromethane | ug/L | 0.27U | 0.60 | 11/15/11 19:41 | |
| Bromoform | ug/L | 0.50U | 1.0 | 11/15/11 19:41 | |
| Bromomethane | ug/L | 0.50U | 1.0 | 11/15/11 19:41 | |
| Carbon disulfide | ug/L | 5.0U | 10.0 | 11/15/11 19:41 | |
| Carbon tetrachloride | ug/L | 0.50U | 1.0 | 11/15/11 19:41 | |
| Chlorobenzene | ug/L | 0.50U | 1.0 | 11/15/11 19:41 | |
| Chloroethane | ug/L | 0.50U | 1.0 | 11/15/11 19:41 | |
| Chloroform | ug/L | 0.50U | 1.0 | 11/15/11 19:41 | |
| Chloromethane | ug/L | 0.62U | 1.0 | 11/15/11 19:41 | |
| cis-1,2-Dichloroethene | ug/L | 0.50U | 1.0 | 11/15/11 19:41 | |
| cis-1,3-Dichloropropene | ug/L | 0.25U | 0.50 | 11/15/11 19:41 | |
| Dibromochloromethane | ug/L | 0.26U | 0.50 | 11/15/11 19:41 | |
| Dibromomethane | ug/L | 0.50U | 1.0 | 11/15/11 19:41 | |
| Ethylbenzene | ug/L | 0.50U | 1.0 | 11/15/11 19:41 | |
| Iodomethane | ug/L | 0.50U | 1.0 | 11/15/11 19:41 | |
| Methylene Chloride | ug/L | 2.5U | 5.0 | 11/15/11 19:41 | |
| Styrene | ug/L | 0.50U | 1.0 | 11/15/11 19:41 | |
| Tetrachloroethene | ug/L | 0.50U | 1.0 | 11/15/11 19:41 | |
| Toluene | ug/L | 0.50U | 1.0 | 11/15/11 19:41 | |
| trans-1,2-Dichloroethene | ug/L | 0.50U | 1.0 | 11/15/11 19:41 | |
| trans-1,3-Dichloropropene | ug/L | 0.25U | 0.50 | 11/15/11 19:41 | |

**Pace Analytical Services, Inc.**
8 East Tower Circle
Ormond Beach, FL 32174
(386)672-5668

# QUALITY CONTROL DATA

Project: Tomoka Semi-annual LF
Pace Project No.: 3542752

METHOD BLANK: 291142 Matrix: Water

Associated Lab Samples: 3542752001, 3542752002, 3542752003, 3542752004, 3542752005, 3542752006, 3542752007, 3542752008, 3542752009, 3542752010, 3542752011, 3542752012, 3542752013

| Parameter | Units | Blank Result | Reporting Limit | Analyzed | Qualifiers |
|---|---|---|---|---|---|
| trans-1,4-Dichloro-2-butene | ug/L | 5.0U | 10.0 | 11/15/11 19:41 | |
| Trichloroethene | ug/L | 0.50U | 1.0 | 11/15/11 19:41 | |
| Trichlorofluoromethane | ug/L | 0.50U | 1.0 | 11/15/11 19:41 | |
| Vinyl acetate | ug/L | 1.0U | 2.0 | 11/15/11 19:41 | |
| Vinyl chloride | ug/L | 0.50U | 1.0 | 11/15/11 19:41 | |
| Xylene (Total) | ug/L | 0.50U | 1.0 | 11/15/11 19:41 | |
| 1,2-Dichloroethane-d4 (S) | % | 99 | 86-125 | 11/15/11 19:41 | |
| 4-Bromofluorobenzene (S) | % | 100 | 70-114 | 11/15/11 19:41 | |
| Dibromofluoromethane (S) | % | 99 | 88-117 | 11/15/11 19:41 | |
| Toluene-d8 (S) | % | 100 | 87-113 | 11/15/11 19:41 | |

LABORATORY CONTROL SAMPLE: 291143

| Parameter | Units | Spike Conc. | LCS Result | LCS % Rec | % Rec Limits | Qualifiers |
|---|---|---|---|---|---|---|
| 1,1,1,2-Tetrachloroethane | ug/L | 20 | 21.3 | 107 | 70-130 | |
| 1,1,1-Trichloroethane | ug/L | 20 | 22.2 | 111 | 70-130 | |
| 1,1,2,2-Tetrachloroethane | ug/L | 20 | 21.1 | 106 | 70-130 | |
| 1,1,2-Trichloroethane | ug/L | 20 | 21.3 | 106 | 70-130 | |
| 1,1-Dichloroethane | ug/L | 20 | 21.8 | 109 | 70-130 | |
| 1,1-Dichloroethene | ug/L | 20 | 21.7 | 108 | 70-130 | |
| 1,2,3-Trichloropropane | ug/L | 20 | 18.7 | 94 | 70-130 | |
| 1,2-Dibromo-3-chloropropane | ug/L | 20 | 21.8 | 109 | 64-130 | |
| 1,2-Dibromoethane (EDB) | ug/L | 20 | 20.0 | 100 | 70-130 | |
| 1,2-Dichlorobenzene | ug/L | 20 | 21.8 | 109 | 70-130 | |
| 1,2-Dichloroethane | ug/L | 20 | 22.5 | 112 | 70-130 | |
| 1,2-Dichloropropane | ug/L | 20 | 21.7 | 109 | 70-130 | |
| 1,4-Dichlorobenzene | ug/L | 20 | 21.0 | 105 | 70-130 | |
| 2-Butanone (MEK) | ug/L | 20 | 19.1 | 95 | 55-167 | |
| 2-Hexanone | ug/L | 20 | 21.4 | 107 | 65-130 | |
| 4-Methyl-2-pentanone (MIBK) | ug/L | 20 | 20.3 | 102 | 70-130 | |
| Acetone | ug/L | 20 | 19.0 | 95 | 40-150 | |
| Acrylonitrile | ug/L | 200 | 209 | 104 | 70-130 | |
| Benzene | ug/L | 20 | 22.6 | 113 | 70-130 | |
| Bromochloromethane | ug/L | 20 | 22.7 | 113 | 70-130 | |
| Bromodichloromethane | ug/L | 20 | 20.7 | 103 | 70-130 | |
| Bromoform | ug/L | 20 | 21.7 | 109 | 68-130 | |
| Bromomethane | ug/L | 20 | 22.1 | 110 | 38-179 | |
| Carbon disulfide | ug/L | 20 | 17.4 | 87 | 51-155 | |
| Carbon tetrachloride | ug/L | 20 | 22.4 | 112 | 70-130 | |
| Chlorobenzene | ug/L | 20 | 21.7 | 109 | 70-130 | |
| Chloroethane | ug/L | 20 | 23.4 | 117 | 59-149 | |
| Chloroform | ug/L | 20 | 20.8 | 104 | 70-130 | |
| Chloromethane | ug/L | 20 | 21.3 | 106 | 68-130 | |
| cis-1,2-Dichloroethene | ug/L | 20 | 20.5 | 103 | 70-130 | |

**Pace Analytical Services, Inc.**
8 East Tower Circle
Ormond Beach, FL 32174
(386)672-5668

# QUALITY CONTROL DATA

Project: Tomoka Semi-annual LF
Pace Project No.: 3542752

LABORATORY CONTROL SAMPLE: 291143

| Parameter | Units | Spike Conc. | LCS Result | LCS % Rec | % Rec Limits | Qualifiers |
|---|---|---|---|---|---|---|
| cis-1,3-Dichloropropene | ug/L | 20 | 21.3 | 106 | 70-130 | |
| Dibromochloromethane | ug/L | 20 | 20.8 | 104 | 70-130 | |
| Dibromomethane | ug/L | 20 | 22.6 | 113 | 70-130 | |
| Ethylbenzene | ug/L | 20 | 21.8 | 109 | 70-130 | |
| Iodomethane | ug/L | 20 | 21.8 | 109 | 43-160 | |
| Methylene Chloride | ug/L | 20 | 21.8 | 109 | 70-130 | |
| Styrene | ug/L | 20 | 21.2 | 106 | 70-130 | |
| Tetrachloroethene | ug/L | 20 | 21.9 | 109 | 66-133 | |
| Toluene | ug/L | 20 | 21.6 | 108 | 70-130 | |
| trans-1,2-Dichloroethene | ug/L | 20 | 20.1 | 101 | 70-130 | |
| trans-1,3-Dichloropropene | ug/L | 20 | 20.8 | 104 | 70-130 | |
| trans-1,4-Dichloro-2-butene | ug/L | 20 | 21.2 | 106 | 65-130 | |
| Trichloroethene | ug/L | 20 | 22.2 | 111 | 70-130 | |
| Trichlorofluoromethane | ug/L | 20 | 22.5 | 112 | 70-131 | |
| Vinyl acetate | ug/L | 20 | 18.4 | 92 | 69-135 | |
| Vinyl chloride | ug/L | 20 | 22.2 | 111 | 69-140 | |
| Xylene (Total) | ug/L | 60 | 65.8 | 110 | 70-130 | |
| 1,2-Dichloroethane-d4 (S) | % | | | 95 | 86-125 | |
| 4-Bromofluorobenzene (S) | % | | | 102 | 70-114 | |
| Dibromofluoromethane (S) | % | | | 100 | 88-117 | |
| Toluene-d8 (S) | % | | | 102 | 87-113 | |

MATRIX SPIKE & MATRIX SPIKE DUPLICATE: 291238 291239

| Parameter | Units | 3542752002 Result | MS Spike Conc. | MSD Spike Conc. | MS Result | MSD Result | MS % Rec | MSD % Rec | % Rec Limits | RPD | Max RPD | Qual |
|---|---|---|---|---|---|---|---|---|---|---|---|---|
| 1,1,1,2-Tetrachloroethane | ug/L | 0.50U | 20 | 20 | 26.9 | 24.3 | 135 | 121 | 39-130 | 10 | 40 | J(M1) |
| 1,1,1-Trichloroethane | ug/L | 0.50U | 20 | 20 | 28.4 | 25.8 | 142 | 129 | 47-141 | 9 | 40 | J(M1) |
| 1,1,2,2-Tetrachloroethane | ug/L | 0.12U | 20 | 20 | 26.4 | 23.0 | 132 | 115 | 49-131 | 14 | 40 | J(M1) |
| 1,1,2-Trichloroethane | ug/L | 0.50U | 20 | 20 | 26.4 | 23.1 | 132 | 116 | 50-130 | 13 | 40 | J(M1) |
| 1,1-Dichloroethane | ug/L | 0.50U | 20 | 20 | 27.4 | 24.7 | 137 | 124 | 54-137 | 10 | 40 | |
| 1,1-Dichloroethene | ug/L | 0.50U | 20 | 20 | 28.1 | 25.5 | 141 | 127 | 45-155 | 10 | 40 | |
| 1,2,3-Trichloropropane | ug/L | 0.36U | 20 | 20 | 24.6 | 22.1 | 123 | 111 | 31-132 | 11 | 40 | |
| 1,2-Dibromo-3-chloropropane | ug/L | 1.0U | 20 | 20 | 27.3 | 22.5 | 136 | 112 | 37-130 | 19 | 40 | J(M1) |
| 1,2-Dibromoethane (EDB) | ug/L | 0.50U | 20 | 20 | 25.5 | 22.6 | 128 | 113 | 51-132 | 12 | 40 | |
| 1,2-Dichlorobenzene | ug/L | 0.50U | 20 | 20 | 26.6 | 24.1 | 133 | 120 | 43-130 | 10 | 40 | J(M1) |
| 1,2-Dichloroethane | ug/L | 0.50U | 20 | 20 | 28.0 | 24.7 | 140 | 123 | 54-130 | 13 | 40 | J(M1) |
| 1,2-Dichloropropane | ug/L | 0.50U | 20 | 20 | 27.1 | 23.0 | 136 | 115 | 53-130 | 17 | 40 | J(M1) |
| 1,4-Dichlorobenzene | ug/L | 0.50U | 20 | 20 | 25.2 | 23.2 | 126 | 116 | 38-130 | 8 | 40 | |
| 2-Butanone (MEK) | ug/L | 5.0U | 20 | 20 | 17.7 | 21.5 | 89 | 108 | 48-138 | 20 | 40 | |
| 2-Hexanone | ug/L | 5.0U | 20 | 20 | 21.1 | 22.0 | 106 | 110 | 38-130 | 4 | 40 | |
| 4-Methyl-2-pentanone (MIBK) | ug/L | 5.0U | 20 | 20 | 21.0 | 22.1 | 105 | 110 | 28-143 | 5 | 40 | |
| Acetone | ug/L | 5.0U | 20 | 20 | 19.5 | 20.2 | 87 | 91 | 20-140 | 4 | 40 | |
| Acrylonitrile | ug/L | 5.0U | 200 | 200 | 198 | 217 | 99 | 108 | 46-130 | 9 | 40 | |
| Benzene | ug/L | 0.50U | 20 | 20 | 27.7 | 25.1 | 136 | 123 | 53-132 | 10 | 40 | J(M1) |
| Bromochloromethane | ug/L | 0.50U | 20 | 20 | 27.7 | 24.9 | 139 | 124 | 54-132 | 11 | 40 | J(M1) |
| Bromodichloromethane | ug/L | 0.27U | 20 | 20 | 25.5 | 23.5 | 128 | 117 | 46-130 | 8 | 40 | |

**Pace Analytical Services, Inc.**
8 East Tower Circle
Ormond Beach, FL 32174
(386)672-5668

# QUALITY CONTROL DATA

Project: Tomoka Semi-annual LF
Pace Project No.: 3542752

MATRIX SPIKE & MATRIX SPIKE DUPLICATE: 291238 291239

| Parameter | Units | 3542752002 Result | MS Spike Conc. | MSD Spike Conc. | MS Result | MSD Result | MS % Rec | MSD % Rec | % Rec Limits | RPD | Max RPD | Qual |
|---|---|---|---|---|---|---|---|---|---|---|---|---|
| Bromoform | ug/L | 0.50U | 20 | 20 | 27.1 | 24.0 | 136 | 120 | 32-130 | 12 | 40 | J(M1) |
| Bromomethane | ug/L | 0.50U | 20 | 20 | 24.5 | 22.8 | 123 | 114 | 20-152 | 7 | 40 | |
| Carbon disulfide | ug/L | 5.0U | 20 | 20 | 17.8 | 20.2 | 87 | 99 | 28-184 | 13 | 40 | |
| Carbon tetrachloride | ug/L | 0.50U | 20 | 20 | 29.1 | 25.9 | 146 | 129 | 37-137 | 12 | 40 | J(M1) |
| Chlorobenzene | ug/L | 0.50U | 20 | 20 | 27.1 | 24.6 | 136 | 123 | 46-130 | 10 | 40 | J(M1) |
| Chloroethane | ug/L | 0.50U | 20 | 20 | 26.0 | 25.5 | 130 | 128 | 48-159 | 2 | 40 | |
| Chloroform | ug/L | 0.50U | 20 | 20 | 25.8 | 24.2 | 129 | 121 | 51-130 | 6 | 40 | |
| Chloromethane | ug/L | 0.62U | 20 | 20 | 25.1 | 23.3 | 125 | 117 | 39-144 | 7 | 40 | |
| cis-1,2-Dichloroethene | ug/L | 0.50U | 20 | 20 | 25.5 | 22.8 | 128 | 114 | 54-130 | 11 | 40 | |
| cis-1,3-Dichloropropene | ug/L | 0.25U | 20 | 20 | 24.4 | 21.8 | 122 | 109 | 45-130 | 11 | 40 | |
| Dibromochloromethane | ug/L | 0.26U | 20 | 20 | 26.4 | 22.8 | 132 | 114 | 43-130 | 14 | 40 | J(M1) |
| Dibromomethane | ug/L | 0.50U | 20 | 20 | 27.7 | 24.6 | 139 | 123 | 50-130 | 12 | 40 | J(M1) |
| Ethylbenzene | ug/L | 0.50U | 20 | 20 | 26.9 | 24.6 | 133 | 122 | 43-130 | 9 | 40 | J(M1) |
| Iodomethane | ug/L | 0.50U | 20 | 20 | 20.5 | 22.6 | 102 | 113 | 20-169 | 10 | 40 | |
| Methylene Chloride | ug/L | 2.5U | 20 | 20 | 26.7 | 23.9 | 132 | 118 | 51-135 | 11 | 40 | |
| Styrene | ug/L | 0.50U | 20 | 20 | 25.7 | 23.5 | 128 | 118 | 40-130 | 9 | 40 | |
| Tetrachloroethene | ug/L | 0.50U | 20 | 20 | 26.9 | 25.3 | 135 | 126 | 26-130 | 6 | 40 | J(M1) |
| Toluene | ug/L | 0.55 I | 20 | 20 | 27.0 | 24.6 | 133 | 120 | 50-130 | 9 | 40 | J(M1) |
| trans-1,2-Dichloroethene | ug/L | 0.50U | 20 | 20 | 26.0 | 23.4 | 130 | 117 | 48-142 | 10 | 40 | |
| trans-1,3-Dichloropropene | ug/L | 0.25U | 20 | 20 | 24.9 | 22.3 | 125 | 112 | 45-130 | 11 | 40 | |
| trans-1,4-Dichloro-2-butene | ug/L | 5.0U | 20 | 20 | 18.2 | 20.4 | 91 | 102 | 20-139 | 11 | 40 | |
| Trichloroethene | ug/L | 0.50U | 20 | 20 | 27.4 | 24.7 | 137 | 124 | 42-133 | 10 | 40 | J(M1) |
| Trichlorofluoromethane | ug/L | 0.50U | 20 | 20 | 26.9 | 24.9 | 135 | 124 | 46-146 | 8 | 40 | |
| Vinyl acetate | ug/L | 1.0U | 20 | 20 | 16.4 | 18.6 | 82 | 93 | 20-165 | 13 | 40 | |
| Vinyl chloride | ug/L | 0.50U | 20 | 20 | 25.7 | 24.3 | 129 | 121 | 57-142 | 6 | 40 | |
| Xylene (Total) | ug/L | 1.4 | 60 | 60 | 82.2 | 73.8 | 135 | 121 | 42-130 | 11 | 40 | ES |
| 1,2-Dichloroethane-d4 (S) | % | | | | | | 99 | 95 | 86-125 | | | |
| 4-Bromofluorobenzene (S) | % | | | | | | 104 | 103 | 70-114 | | | |
| Dibromofluoromethane (S) | % | | | | | | 99 | 102 | 88-117 | | | |
| Toluene-d8 (S) | % | | | | | | 101 | 101 | 87-113 | | | |

**Pace Analytical Services, Inc.**
8 East Tower Circle
Ormond Beach, FL 32174
(386)672-5668

# QUALITY CONTROL DATA

Project: Tomoka Semi-annual LF
Pace Project No.: 3542752

QC Batch: MSV/4135 Analysis Method: EPA 8260
QC Batch Method: EPA 8260 Analysis Description: 8260 MSV
Associated Lab Samples: 3542752014, 3542752015, 3542752016, 3542752017, 3542752018

METHOD BLANK: 291145 Matrix: Water
Associated Lab Samples: 3542752014, 3542752015, 3542752016, 3542752017, 3542752018

| Parameter | Units | Blank Result | Reporting Limit | Analyzed | Qualifiers |
|---|---|---|---|---|---|
| 1,1,1,2-Tetrachloroethane | ug/L | 0.50U | 1.0 | 11/15/11 20:47 | |
| 1,1,1-Trichloroethane | ug/L | 0.50U | 1.0 | 11/15/11 20:47 | |
| 1,1,2,2-Tetrachloroethane | ug/L | 0.12U | 0.50 | 11/15/11 20:47 | |
| 1,1,2-Trichloroethane | ug/L | 0.50U | 1.0 | 11/15/11 20:47 | |
| 1,1-Dichloroethane | ug/L | 0.50U | 1.0 | 11/15/11 20:47 | |
| 1,1-Dichloroethene | ug/L | 0.50U | 1.0 | 11/15/11 20:47 | |
| 1,2,3-Trichloropropane | ug/L | 0.36U | 0.50 | 11/15/11 20:47 | |
| 1,2-Dibromo-3-chloropropane | ug/L | 1.0U | 2.0 | 11/15/11 20:47 | |
| 1,2-Dibromoethane (EDB) | ug/L | 0.50U | 1.0 | 11/15/11 20:47 | |
| 1,2-Dichlorobenzene | ug/L | 0.50U | 1.0 | 11/15/11 20:47 | |
| 1,2-Dichloroethane | ug/L | 0.50U | 1.0 | 11/15/11 20:47 | |
| 1,2-Dichloropropane | ug/L | 0.50U | 1.0 | 11/15/11 20:47 | |
| 1,4-Dichlorobenzene | ug/L | 0.50U | 1.0 | 11/15/11 20:47 | |
| 2-Butanone (MEK) | ug/L | 5.0U | 10.0 | 11/15/11 20:47 | |
| 2-Hexanone | ug/L | 5.0U | 10.0 | 11/15/11 20:47 | |
| 4-Methyl-2-pentanone (MIBK) | ug/L | 5.0U | 10.0 | 11/15/11 20:47 | |
| Acetone | ug/L | 5.0U | 10.0 | 11/15/11 20:47 | |
| Acrylonitrile | ug/L | 5.0U | 10.0 | 11/15/11 20:47 | |
| Benzene | ug/L | 0.50U | 1.0 | 11/15/11 20:47 | |
| Bromochloromethane | ug/L | 0.50U | 1.0 | 11/15/11 20:47 | |
| Bromodichloromethane | ug/L | 0.27U | 0.60 | 11/15/11 20:47 | |
| Bromoform | ug/L | 0.50U | 1.0 | 11/15/11 20:47 | |
| Bromomethane | ug/L | 0.50U | 1.0 | 11/15/11 20:47 | |
| Carbon disulfide | ug/L | 5.0U | 10.0 | 11/15/11 20:47 | |
| Carbon tetrachloride | ug/L | 0.50U | 1.0 | 11/15/11 20:47 | |
| Chlorobenzene | ug/L | 0.50U | 1.0 | 11/15/11 20:47 | |
| Chloroethane | ug/L | 0.50U | 1.0 | 11/15/11 20:47 | |
| Chloroform | ug/L | 0.50U | 1.0 | 11/15/11 20:47 | |
| Chloromethane | ug/L | 0.62U | 1.0 | 11/15/11 20:47 | |
| cis-1,2-Dichloroethene | ug/L | 0.50U | 1.0 | 11/15/11 20:47 | |
| cis-1,3-Dichloropropene | ug/L | 0.25U | 0.50 | 11/15/11 20:47 | |
| Dibromochloromethane | ug/L | 0.26U | 0.50 | 11/15/11 20:47 | |
| Dibromomethane | ug/L | 0.50U | 1.0 | 11/15/11 20:47 | |
| Ethylbenzene | ug/L | 0.50U | 1.0 | 11/15/11 20:47 | |
| Iodomethane | ug/L | 0.50U | 1.0 | 11/15/11 20:47 | |
| Methylene Chloride | ug/L | 2.5U | 5.0 | 11/15/11 20:47 | |
| Styrene | ug/L | 0.50U | 1.0 | 11/15/11 20:47 | |
| Tetrachloroethene | ug/L | 0.50U | 1.0 | 11/15/11 20:47 | |
| Toluene | ug/L | 0.50U | 1.0 | 11/15/11 20:47 | |
| trans-1,2-Dichloroethene | ug/L | 0.50U | 1.0 | 11/15/11 20:47 | |
| trans-1,3-Dichloropropene | ug/L | 0.25U | 0.50 | 11/15/11 20:47 | |
| trans-1,4-Dichloro-2-butene | ug/L | 5.0U | 10.0 | 11/15/11 20:47 | |
| Trichloroethene | ug/L | 0.50U | 1.0 | 11/15/11 20:47 | |

**Pace Analytical Services, Inc.**
8 East Tower Circle
Ormond Beach, FL 32174
(386)672-5668

# QUALITY CONTROL DATA

Project: Tomoka Semi-annual LF
Pace Project No.: 3542752

METHOD BLANK: 291145 Matrix: Water

Associated Lab Samples: 3542752014, 3542752015, 3542752016, 3542752017, 3542752018

| Parameter | Units | Blank Result | Reporting Limit | Analyzed | Qualifiers |
|---|---|---|---|---|---|
| Trichlorofluoromethane | ug/L | 0.50U | 1.0 | 11/15/11 20:47 | |
| Vinyl acetate | ug/L | 1.0U | 2.0 | 11/15/11 20:47 | |
| Vinyl chloride | ug/L | 0.50U | 1.0 | 11/15/11 20:47 | |
| Xylene (Total) | ug/L | 0.50U | 1.0 | 11/15/11 20:47 | |
| 1,2-Dichloroethane-d4 (S) | % | 107 | 86-125 | 11/15/11 20:47 | |
| 4-Bromofluorobenzene (S) | % | 91 | 70-114 | 11/15/11 20:47 | |
| Dibromofluoromethane (S) | % | 105 | 88-117 | 11/15/11 20:47 | |
| Toluene-d8 (S) | % | 100 | 87-113 | 11/15/11 20:47 | |

LABORATORY CONTROL SAMPLE: 291146

| Parameter | Units | Spike Conc. | LCS Result | LCS % Rec | % Rec Limits | Qualifiers |
|---|---|---|---|---|---|---|
| 1,1,1,2-Tetrachloroethane | ug/L | 20 | 19.4 | 97 | 70-130 | |
| 1,1,1-Trichloroethane | ug/L | 20 | 20.0 | 100 | 70-130 | |
| 1,1,2,2-Tetrachloroethane | ug/L | 20 | 22.9 | 114 | 70-130 | |
| 1,1,2-Trichloroethane | ug/L | 20 | 20.9 | 105 | 70-130 | |
| 1,1-Dichloroethane | ug/L | 20 | 22.9 | 114 | 70-130 | |
| 1,1-Dichloroethene | ug/L | 20 | 22.3 | 112 | 70-130 | |
| 1,2,3-Trichloropropane | ug/L | 20 | 16.7 | 84 | 70-130 | |
| 1,2-Dibromo-3-chloropropane | ug/L | 20 | 21.8 | 109 | 64-130 | |
| 1,2-Dibromoethane (EDB) | ug/L | 20 | 20.0 | 100 | 70-130 | |
| 1,2-Dichlorobenzene | ug/L | 20 | 20.1 | 101 | 70-130 | |
| 1,2-Dichloroethane | ug/L | 20 | 20.0 | 100 | 70-130 | |
| 1,2-Dichloropropane | ug/L | 20 | 21.6 | 108 | 70-130 | |
| 1,4-Dichlorobenzene | ug/L | 20 | 19.9 | 99 | 70-130 | |
| 2-Butanone (MEK) | ug/L | 20 | 26.8 | 134 | 55-167 | |
| 2-Hexanone | ug/L | 20 | 23.1 | 115 | 65-130 | |
| 4-Methyl-2-pentanone (MIBK) | ug/L | 20 | 22.9 | 115 | 70-130 | |
| Acetone | ug/L | 20 | 24.6 | 123 | 40-150 | |
| Acrylonitrile | ug/L | 200 | 253 | 126 | 70-130 | |
| Benzene | ug/L | 20 | 20.8 | 104 | 70-130 | |
| Bromochloromethane | ug/L | 20 | 21.3 | 106 | 70-130 | |
| Bromodichloromethane | ug/L | 20 | 20.7 | 103 | 70-130 | |
| Bromoform | ug/L | 20 | 17.5 | 88 | 68-130 | |
| Bromomethane | ug/L | 20 | 29.2 | 146 | 38-179 | |
| Carbon disulfide | ug/L | 20 | 16.2 | 81 | 51-155 | |
| Carbon tetrachloride | ug/L | 20 | 20.2 | 101 | 70-130 | |
| Chlorobenzene | ug/L | 20 | 19.4 | 97 | 70-130 | |
| Chloroethane | ug/L | 20 | 25.2 | 126 | 59-149 | |
| Chloroform | ug/L | 20 | 19.4 | 97 | 70-130 | |
| Chloromethane | ug/L | 20 | 27.7 | 138 | 68-130 | J(L0) |
| cis-1,2-Dichloroethene | ug/L | 20 | 19.7 | 99 | 70-130 | |
| cis-1,3-Dichloropropene | ug/L | 20 | 19.6 | 98 | 70-130 | |
| Dibromochloromethane | ug/L | 20 | 17.7 | 88 | 70-130 | |
| Dibromomethane | ug/L | 20 | 19.4 | 97 | 70-130 | |

**Pace Analytical Services, Inc.**
8 East Tower Circle
Ormond Beach, FL 32174
(386)672-5668

# QUALITY CONTROL DATA

Project: Tomoka Semi-annual LF
Pace Project No.: 3542752

LABORATORY CONTROL SAMPLE: 291146

| Parameter | Units | Spike Conc. | LCS Result | LCS % Rec | % Rec Limits | Qualifiers |
|---|---|---|---|---|---|---|
| Ethylbenzene | ug/L | 20 | 19.9 | 100 | 70-130 | |
| Iodomethane | ug/L | 20 | 20.8 | 104 | 43-160 | |
| Methylene Chloride | ug/L | 20 | 23.1 | 115 | 70-130 | |
| Styrene | ug/L | 20 | 19.8 | 99 | 70-130 | |
| Tetrachloroethene | ug/L | 20 | 18.5 | 92 | 66-133 | |
| Toluene | ug/L | 20 | 19.4 | 97 | 70-130 | |
| trans-1,2-Dichloroethene | ug/L | 20 | 21.3 | 107 | 70-130 | |
| trans-1,3-Dichloropropene | ug/L | 20 | 18.5 | 93 | 70-130 | |
| trans-1,4-Dichloro-2-butene | ug/L | 20 | 17.0 | 85 | 65-130 | |
| Trichloroethene | ug/L | 20 | 21.3 | 107 | 70-130 | |
| Trichlorofluoromethane | ug/L | 20 | 20.3 | 102 | 70-131 | |
| Vinyl acetate | ug/L | 20 | 19.6 | 98 | 69-135 | |
| Vinyl chloride | ug/L | 20 | 23.3 | 116 | 69-140 | |
| Xylene (Total) | ug/L | 60 | 59.3 | 99 | 70-130 | |
| 1,2-Dichloroethane-d4 (S) | % | | | 95 | 86-125 | |
| 4-Bromofluorobenzene (S) | % | | | 92 | 70-114 | |
| Dibromofluoromethane (S) | % | | | 102 | 88-117 | |
| Toluene-d8 (S) | % | | | 103 | 87-113 | |

MATRIX SPIKE & MATRIX SPIKE DUPLICATE: 291250 291251

| Parameter | Units | 3542752014 Result | MS Spike Conc. | MSD Spike Conc. | MS Result | MSD Result | MS % Rec | MSD % Rec | % Rec Limits | RPD | Max RPD | Qual |
|---|---|---|---|---|---|---|---|---|---|---|---|---|
| 1,1,1,2-Tetrachloroethane | ug/L | 0.50U | 20 | 20 | 18.5 | 20.1 | 92 | 100 | 39-130 | 8 | 40 | |
| 1,1,1-Trichloroethane | ug/L | 0.50U | 20 | 20 | 19.4 | 21.9 | 97 | 109 | 47-141 | 12 | 40 | |
| 1,1,2,2-Tetrachloroethane | ug/L | 0.12U | 20 | 20 | 22.1 | 23.6 | 110 | 118 | 49-131 | 7 | 40 | |
| 1,1,2-Trichloroethane | ug/L | 0.50U | 20 | 20 | 20.8 | 22.5 | 104 | 113 | 50-130 | 8 | 40 | |
| 1,1-Dichloroethane | ug/L | 0.50U | 20 | 20 | 22.8 | 25.1 | 114 | 125 | 54-137 | 10 | 40 | |
| 1,1-Dichloroethene | ug/L | 0.50U | 20 | 20 | 22.0 | 23.9 | 110 | 120 | 45-155 | 8 | 40 | |
| 1,2,3-Trichloropropane | ug/L | 0.36U | 20 | 20 | 16.2 | 17.2 | 81 | 86 | 31-132 | 6 | 40 | |
| 1,2-Dibromo-3-chloropropane | ug/L | 1.0U | 20 | 20 | 20.6 | 11.7 | 103 | 59 | 37-130 | 55 | 40 | J(D6) |
| 1,2-Dibromoethane (EDB) | ug/L | 0.50U | 20 | 20 | 18.3 | 21.1 | 91 | 105 | 51-132 | 14 | 40 | |
| 1,2-Dichlorobenzene | ug/L | 0.50U | 20 | 20 | 19.1 | 21.2 | 96 | 106 | 43-130 | 10 | 40 | |
| 1,2-Dichloroethane | ug/L | 0.50U | 20 | 20 | 19.8 | 21.5 | 99 | 108 | 54-130 | 8 | 40 | |
| 1,2-Dichloropropane | ug/L | 0.50U | 20 | 20 | 21.0 | 23.3 | 105 | 116 | 53-130 | 10 | 40 | |
| 1,4-Dichlorobenzene | ug/L | 0.50U | 20 | 20 | 18.9 | 21.0 | 95 | 105 | 38-130 | 10 | 40 | |
| 2-Butanone (MEK) | ug/L | 5.0U | 20 | 20 | 26.8 | 24.0 | 134 | 120 | 48-138 | 11 | 40 | |
| 2-Hexanone | ug/L | 5.0U | 20 | 20 | 27.5 | 24.2 | 137 | 121 | 38-130 | 13 | 40 | J(M1) |
| 4-Methyl-2-pentanone (MIBK) | ug/L | 5.0U | 20 | 20 | 26.6 | 24.5 | 133 | 122 | 28-143 | 8 | 40 | |
| Acetone | ug/L | 5.0U | 20 | 20 | 25.5 | 22.9 | 127 | 114 | 20-140 | 11 | 40 | |
| Acrylonitrile | ug/L | 5.0U | 200 | 200 | 267 | 259 | 134 | 129 | 46-130 | 3 | 40 | J(M1) |
| Benzene | ug/L | 0.50U | 20 | 20 | 20.5 | 22.9 | 102 | 115 | 53-132 | 11 | 40 | |
| Bromochloromethane | ug/L | 0.50U | 20 | 20 | 19.4 | 21.5 | 97 | 108 | 54-132 | 10 | 40 | |
| Bromodichloromethane | ug/L | 0.27U | 20 | 20 | 19.0 | 21.7 | 95 | 108 | 46-130 | 13 | 40 | |
| Bromoform | ug/L | 0.50U | 20 | 20 | 15.9 | 17.1 | 80 | 86 | 32-130 | 7 | 40 | |
| Bromomethane | ug/L | 0.50U | 20 | 20 | 20.0 | 23.4 | 100 | 117 | 20-152 | 15 | 40 | |
| Carbon disulfide | ug/L | 5.0U | 20 | 20 | 21.5 | 21.5 | 106 | 106 | 28-184 | .007 | 40 | |

**Pace Analytical Services, Inc.**
8 East Tower Circle
Ormond Beach, FL 32174
(386)672-5668

# QUALITY CONTROL DATA

Project: Tomoka Semi-annual LF
Pace Project No.: 3542752

MATRIX SPIKE & MATRIX SPIKE DUPLICATE: 291250 291251

| Parameter | Units | 3542752014 Result | MS Spike Conc. | MSD Spike Conc. | MS Result | MSD Result | MS % Rec | MSD % Rec | % Rec Limits | RPD | Max RPD | Qual |
|---|---|---|---|---|---|---|---|---|---|---|---|---|
| Carbon tetrachloride | ug/L | 0.50U | 20 | 20 | 19.7 | 22.0 | 99 | 110 | 37-137 | 11 | 40 | |
| Chlorobenzene | ug/L | 0.50U | 20 | 20 | 19.6 | 21.0 | 98 | 105 | 46-130 | 7 | 40 | |
| Chloroethane | ug/L | 0.50U | 20 | 20 | 24.7 | 31.9 | 123 | 160 | 48-159 | 25 | 40 | J(M1) |
| Chloroform | ug/L | 0.50U | 20 | 20 | 20.4 | 21.9 | 102 | 110 | 51-130 | 7 | 40 | |
| Chloromethane | ug/L | 0.62U | 20 | 20 | 27.8 | 31.9 | 139 | 160 | 39-144 | 14 | 40 | J(M0) |
| cis-1,2-Dichloroethene | ug/L | 0.50U | 20 | 20 | 19.1 | 21.5 | 95 | 108 | 54-130 | 12 | 40 | |
| cis-1,3-Dichloropropene | ug/L | 0.25U | 20 | 20 | 16.1 | 18.4 | 81 | 92 | 45-130 | 13 | 40 | |
| Dibromochloromethane | ug/L | 0.26U | 20 | 20 | 16.8 | 18.3 | 84 | 92 | 43-130 | 9 | 40 | |
| Dibromomethane | ug/L | 0.50U | 20 | 20 | 17.6 | 20.4 | 88 | 102 | 50-130 | 15 | 40 | |
| Ethylbenzene | ug/L | 0.50U | 20 | 20 | 19.9 | 21.9 | 99 | 109 | 43-130 | 10 | 40 | |
| Iodomethane | ug/L | 0.50U | 20 | 20 | 16.6 | 17.9 | 83 | 90 | 20-169 | 8 | 40 | |
| Methylene Chloride | ug/L | 2.5U | 20 | 20 | 21.7 | 25.2 | 108 | 125 | 51-135 | 15 | 40 | |
| Styrene | ug/L | 0.50U | 20 | 20 | 18.6 | 20.3 | 93 | 102 | 40-130 | 9 | 40 | |
| Tetrachloroethene | ug/L | 0.50U | 20 | 20 | 17.5 | 18.5 | 88 | 92 | 26-130 | 5 | 40 | |
| Toluene | ug/L | 0.50U | 20 | 20 | 19.4 | 20.9 | 97 | 105 | 50-130 | 7 | 40 | |
| trans-1,2-Dichloroethene | ug/L | 0.50U | 20 | 20 | 22.0 | 23.7 | 110 | 118 | 48-142 | 7 | 40 | |
| trans-1,3-Dichloropropene | ug/L | 0.25U | 20 | 20 | 16.9 | 17.9 | 85 | 89 | 45-130 | 5 | 40 | |
| trans-1,4-Dichloro-2-butene | ug/L | 5.0U | 20 | 20 | 12.5 | 12.6 | 63 | 63 | 20-139 | .5 | 40 | |
| Trichloroethene | ug/L | 0.50U | 20 | 20 | 20.7 | 22.4 | 103 | 112 | 42-133 | 8 | 40 | |
| Trichlorofluoromethane | ug/L | 0.50U | 20 | 20 | 20.9 | 21.1 | 104 | 105 | 46-146 | 1 | 40 | |
| Vinyl acetate | ug/L | 1.0U | 20 | 20 | 21.8 | 11.4 | 109 | 57 | 20-165 | 63 | 40 | J(D6) |
| Vinyl chloride | ug/L | 0.50U | 20 | 20 | 24.5 | 26.8 | 122 | 134 | 57-142 | 9 | 40 | |
| Xylene (Total) | ug/L | 0.50U | 60 | 60 | 58.3 | 62.8 | 97 | 105 | 42-130 | 7 | 40 | |
| 1,2-Dichloroethane-d4 (S) | % | | | | | | 95 | 93 | 86-125 | | | |
| 4-Bromofluorobenzene (S) | % | | | | | | 93 | 92 | 70-114 | | | |
| Dibromofluoromethane (S) | % | | | | | | 99 | 100 | 88-117 | | | |
| Toluene-d8 (S) | % | | | | | | 101 | 101 | 87-113 | | | |

**Pace Analytical Services, Inc.**
8 East Tower Circle
Ormond Beach, FL 32174
(386)672-5668

# QUALITY CONTROL DATA

Project: Tomoka Semi-annual LF
Pace Project No.: 3542752

QC Batch: OEXT/6379 Analysis Method: EPA 8011
QC Batch Method: EPA 8011 Analysis Description: 8011 EDB DBCP
Associated Lab Samples: 3542752001, 3542752002, 3542752003, 3542752004, 3542752005, 3542752006, 3542752007, 3542752008, 3542752009, 3542752010

METHOD BLANK: 287948 Matrix: Water
Associated Lab Samples: 3542752001, 3542752002, 3542752003, 3542752004, 3542752005, 3542752006, 3542752007, 3542752008, 3542752009, 3542752010

| Parameter | Units | Blank Result | Reporting Limit | Analyzed | Qualifiers |
|---|---|---|---|---|---|
| 1,2-Dibromo-3-chloropropane | ug/L | 0.0049U | 0.020 | 11/10/11 14:25 | |
| 1,2-Dibromoethane (EDB) | ug/L | 0.0062U | 0.010 | 11/10/11 14:25 | |

LABORATORY CONTROL SAMPLE: 287949

| Parameter | Units | Spike Conc. | LCS Result | LCS % Rec | % Rec Limits | Qualifiers |
|---|---|---|---|---|---|---|
| 1,2-Dibromo-3-chloropropane | ug/L | .25 | 0.26 | 105 | 60-140 | |
| 1,2-Dibromoethane (EDB) | ug/L | .25 | 0.27 | 107 | 60-140 | |

MATRIX SPIKE & MATRIX SPIKE DUPLICATE: 288472 288473

| Parameter | Units | 3542615002 Result | MS Spike Conc. | MSD Spike Conc. | MS Result | MSD Result | MS % Rec | MSD % Rec | % Rec Limits | RPD | Max RPD | Qual |
|---|---|---|---|---|---|---|---|---|---|---|---|---|
| 1,2-Dibromo-3-chloropropane | ug/L | 0.0052 U | .44 | .44 | 0.48 | 0.49 | 111 | 112 | 60-140 | 1 | 40 | |
| 1,2-Dibromoethane (EDB) | ug/L | 0.0065 U | .44 | .44 | 0.50 | 0.49 | 115 | 111 | 60-140 | 3 | 40 | |

**Pace Analytical Services, Inc.**
8 East Tower Circle
Ormond Beach, FL 32174
(386)672-5668

# QUALITY CONTROL DATA

Project: Tomoka Semi-annual LF
Pace Project No.: 3542752

QC Batch: OEXT/6418 Analysis Method: EPA 8011
QC Batch Method: EPA 8011 Analysis Description: 8011 EDB DBCP
Associated Lab Samples: 3542752011, 3542752012, 3542752013, 3542752014, 3542752015, 3542752016, 3542752017

METHOD BLANK: 289844 Matrix: Water
Associated Lab Samples: 3542752011, 3542752012, 3542752013, 3542752014, 3542752015, 3542752016, 3542752017

| Parameter | Units | Blank Result | Reporting Limit | Analyzed | Qualifiers |
|---|---|---|---|---|---|
| 1,2-Dibromo-3-chloropropane | ug/L | 0.0049U | 0.020 | 11/14/11 14:25 | |
| 1,2-Dibromoethane (EDB) | ug/L | 0.0062U | 0.010 | 11/14/11 14:25 | |

LABORATORY CONTROL SAMPLE: 289845

| Parameter | Units | Spike Conc. | LCS Result | LCS % Rec | % Rec Limits | Qualifiers |
|---|---|---|---|---|---|---|
| 1,2-Dibromo-3-chloropropane | ug/L | .25 | 0.26 | 105 | 60-140 | |
| 1,2-Dibromoethane (EDB) | ug/L | .25 | 0.27 | 106 | 60-140 | |

MATRIX SPIKE & MATRIX SPIKE DUPLICATE: 289846 289847

| Parameter | Units | 3542657001 Result | MS Spike Conc. | MSD Spike Conc. | MS Result | MSD Result | MS % Rec | MSD % Rec | % Rec Limits | RPD | Max RPD | Qual |
|---|---|---|---|---|---|---|---|---|---|---|---|---|
| 1,2-Dibromo-3-chloropropane | ug/L | 0.0049 U | .44 | .44 | 0.50 | 0.49 | 114 | 111 | 60-140 | 3 | 40 | |
| 1,2-Dibromoethane (EDB) | ug/L | 0.0062 U | .44 | .44 | 0.51 | 0.47 | 117 | 108 | 60-140 | 7 | 40 | |

**Pace Analytical Services, Inc.**
8 East Tower Circle
Ormond Beach, FL 32174
(386)672-5668

# QUALITY CONTROL DATA

Project: Tomoka Semi-annual LF
Pace Project No.: 3542752

QC Batch: WET/10888 | Analysis Method: SM 2540C
QC Batch Method: SM 2540C | Analysis Description: 2540C Total Dissolved Solids
Associated Lab Samples: 3542752001, 3542752002, 3542752003, 3542752004, 3542752005, 3542752006, 3542752007, 3542752008, 3542752009, 3542752010

METHOD BLANK: 289259 | Matrix: Water
Associated Lab Samples: 3542752001, 3542752002, 3542752003, 3542752004, 3542752005, 3542752006, 3542752007, 3542752008, 3542752009, 3542752010

| Parameter | Units | Blank Result | Reporting Limit | Analyzed | Qualifiers |
|---|---|---|---|---|---|
| Total Dissolved Solids | mg/L | 5.0U | 5.0 | 11/11/11 12:25 | |

LABORATORY CONTROL SAMPLE: 289260

| Parameter | Units | Spike Conc. | LCS Result | LCS % Rec | % Rec Limits | Qualifiers |
|---|---|---|---|---|---|---|
| Total Dissolved Solids | mg/L | 300 | 290 | 97 | 90-110 | |

SAMPLE DUPLICATE: 289261

| Parameter | Units | 3542692001 Result | Dup Result | RPD | Max RPD | Qualifiers |
|---|---|---|---|---|---|---|
| Total Dissolved Solids | mg/L | 406 | 393 | 3 | 20 | |

SAMPLE DUPLICATE: 289262

| Parameter | Units | 3542752002 Result | Dup Result | RPD | Max RPD | Qualifiers |
|---|---|---|---|---|---|---|
| Total Dissolved Solids | mg/L | 304 | 308 | 1 | 20 | |

**Pace Analytical Services, Inc.**
8 East Tower Circle
Ormond Beach, FL 32174
(386)672-5668

# QUALITY CONTROL DATA

Project: Tomoka Semi-annual LF
Pace Project No.: 3542752

QC Batch: WET/10907 | Analysis Method: SM 2540C
QC Batch Method: SM 2540C | Analysis Description: 2540C Total Dissolved Solids
Associated Lab Samples: 3542752011, 3542752012, 3542752013, 3542752014, 3542752015, 3542752016, 3542752017

METHOD BLANK: 290300 | Matrix: Water
Associated Lab Samples: 3542752011, 3542752012, 3542752013, 3542752014, 3542752015, 3542752016, 3542752017

| Parameter | Units | Blank Result | Reporting Limit | Analyzed | Qualifiers |
|---|---|---|---|---|---|
| Total Dissolved Solids | mg/L | 5.0U | 5.0 | 11/14/11 10:25 | |

LABORATORY CONTROL SAMPLE: 290301

| Parameter | Units | Spike Conc. | LCS Result | LCS % Rec | % Rec Limits | Qualifiers |
|---|---|---|---|---|---|---|
| Total Dissolved Solids | mg/L | 300 | 289 | 96 | 90-110 | |

SAMPLE DUPLICATE: 290302

| Parameter | Units | 3542752011 Result | Dup Result | RPD | Max RPD | Qualifiers |
|---|---|---|---|---|---|---|
| Total Dissolved Solids | mg/L | 379 | 374 | 1 | 20 | |

SAMPLE DUPLICATE: 290303

| Parameter | Units | 3542772001 Result | Dup Result | RPD | Max RPD | Qualifiers |
|---|---|---|---|---|---|---|
| Total Dissolved Solids | mg/L | 263 | 254 | 3 | 20 | |

**Pace Analytical Services, Inc.**
8 East Tower Circle
Ormond Beach, FL 32174
(386)672-5668

# QUALITY CONTROL DATA

Project: Tomoka Semi-annual LF
Pace Project No.: 3542752

QC Batch: WETA/13287 Analysis Method: EPA 300.0
QC Batch Method: EPA 300.0 Analysis Description: 300.0 IC Anions
Associated Lab Samples: 3542752001, 3542752002, 3542752003, 3542752004, 3542752005, 3542752006, 3542752007, 3542752008, 3542752009, 3542752010, 3542752011, 3542752012, 3542752013, 3542752014, 3542752015, 3542752016, 3542752017

METHOD BLANK: 288511 Matrix: Water
Associated Lab Samples: 3542752001, 3542752002, 3542752003, 3542752004, 3542752005, 3542752006, 3542752007, 3542752008, 3542752009, 3542752010, 3542752011, 3542752012, 3542752013, 3542752014, 3542752015, 3542752016, 3542752017

| Parameter | Units | Blank Result | Reporting Limit | Analyzed | Qualifiers |
|---|---|---|---|---|---|
| Nitrate as N | mg/L | 0.025U | 0.050 | 11/10/11 09:45 | |

LABORATORY CONTROL SAMPLE: 288512

| Parameter | Units | Spike Conc. | LCS Result | LCS % Rec | % Rec Limits | Qualifiers |
|---|---|---|---|---|---|---|
| Nitrate as N | mg/L | 5 | 4.8 | 96 | 90-110 | |

MATRIX SPIKE & MATRIX SPIKE DUPLICATE: 288513 288514

| Parameter | Units | 3542752001 Result | MS Spike Conc. | MSD Spike Conc. | MS Result | MSD Result | MS % Rec | MSD % Rec | % Rec Limits | RPD | Max RPD | Qual |
|---|---|---|---|---|---|---|---|---|---|---|---|---|
| Nitrate as N | mg/L | 0.025U | 5 | 5 | 4.8 | 4.8 | 96 | 96 | 90-110 | .1 | 20 | |

MATRIX SPIKE & MATRIX SPIKE DUPLICATE: 288515 288516

| Parameter | Units | 3542752002 Result | MS Spike Conc. | MSD Spike Conc. | MS Result | MSD Result | MS % Rec | MSD % Rec | % Rec Limits | RPD | Max RPD | Qual |
|---|---|---|---|---|---|---|---|---|---|---|---|---|
| Nitrate as N | mg/L | 0.025U | 5 | 5 | 4.8 | 4.8 | 96 | 96 | 90-110 | .07 | 20 | |

**Pace Analytical Services, Inc.**
8 East Tower Circle
Ormond Beach, FL 32174
(386)672-5668

# QUALITY CONTROL DATA

Project: Tomoka Semi-annual LF
Pace Project No.: 3542752

QC Batch: WETA/13288 Analysis Method: EPA 300.0
QC Batch Method: EPA 300.0 Analysis Description: 300.0 IC Anions
Associated Lab Samples: 3542752001, 3542752002, 3542752003, 3542752004, 3542752005, 3542752006, 3542752007, 3542752008, 3542752009, 3542752010, 3542752011, 3542752012, 3542752013, 3542752014, 3542752015, 3542752016, 3542752017

METHOD BLANK: 288526 Matrix: Water
Associated Lab Samples: 3542752001, 3542752002, 3542752003, 3542752004, 3542752005, 3542752006, 3542752007, 3542752008, 3542752009, 3542752010, 3542752011, 3542752012, 3542752013, 3542752014, 3542752015, 3542752016, 3542752017

| Parameter | Units | Blank Result | Reporting Limit | Analyzed | Qualifiers |
|---|---|---|---|---|---|
| Chloride | mg/L | 2.5U | 5.0 | 11/10/11 09:45 | |
| Sulfate | mg/L | 2.5U | 5.0 | 11/10/11 09:45 | |

LABORATORY CONTROL SAMPLE: 288527

| Parameter | Units | Spike Conc. | LCS Result | LCS % Rec | % Rec Limits | Qualifiers |
|---|---|---|---|---|---|---|
| Chloride | mg/L | 50 | 48.4 | 97 | 90-110 | |
| Sulfate | mg/L | 50 | 46.9 | 94 | 90-110 | |

MATRIX SPIKE & MATRIX SPIKE DUPLICATE: 288528 288529

| Parameter | Units | 3542752001 Result | MS Spike Conc. | MSD Spike Conc. | MS Result | MSD Result | MS % Rec | MSD % Rec | % Rec Limits | RPD | Max RPD | Qual |
|---|---|---|---|---|---|---|---|---|---|---|---|---|
| Chloride | mg/L | 2.5U | 50 | 50 | 48.4 | 48.4 | 96 | 97 | 90-110 | .04 | 20 | |
| Sulfate | mg/L | 2.5U | 50 | 50 | 46.9 | 46.9 | 94 | 94 | 90-110 | .009 | 20 | |

MATRIX SPIKE & MATRIX SPIKE DUPLICATE: 288530 288531

| Parameter | Units | 3542752002 Result | MS Spike Conc. | MSD Spike Conc. | MS Result | MSD Result | MS % Rec | MSD % Rec | % Rec Limits | RPD | Max RPD | Qual |
|---|---|---|---|---|---|---|---|---|---|---|---|---|
| Chloride | mg/L | 57.5 | 50 | 50 | 92.8 | 92.7 | 71 | 71 | 90-110 | .09 | 20 | J(M1) |
| Sulfate | mg/L | 2.7 I | 50 | 50 | 46.7 | 46.8 | 88 | 88 | 90-110 | .1 | 20 | J(M1) |

**Pace Analytical Services, Inc.**
8 East Tower Circle
Ormond Beach, FL 32174
(386)672-5668

# QUALITY CONTROL DATA

Project: Tomoka Semi-annual LF
Pace Project No.: 3542752

QC Batch: WETA/13393 Analysis Method: EPA 350.1
QC Batch Method: EPA 350.1 Analysis Description: 350.1 Ammonia
Associated Lab Samples: 3542752001, 3542752002, 3542752003, 3542752004, 3542752005, 3542752006, 3542752007, 3542752008, 3542752009, 3542752010, 3542752011, 3542752012, 3542752013, 3542752014, 3542752015, 3542752016, 3542752017

METHOD BLANK: 291885 Matrix: Water
Associated Lab Samples: 3542752001, 3542752002, 3542752003, 3542752004, 3542752005, 3542752006, 3542752007, 3542752008, 3542752009, 3542752010, 3542752011, 3542752012, 3542752013, 3542752014, 3542752015, 3542752016, 3542752017

| Parameter | Units | Blank Result | Reporting Limit | Analyzed | Qualifiers |
|---|---|---|---|---|---|
| Nitrogen, Ammonia | mg/L | 0.020U | 0.050 | 11/16/11 07:53 | |

LABORATORY CONTROL SAMPLE: 291886

| Parameter | Units | Spike Conc. | LCS Result | LCS % Rec | % Rec Limits | Qualifiers |
|---|---|---|---|---|---|---|
| Nitrogen, Ammonia | mg/L | 1 | 0.99 | 99 | 90-110 | |

MATRIX SPIKE SAMPLE: 291888

| Parameter | Units | 3542752001 Result | Spike Conc. | MS Result | MS % Rec | % Rec Limits | Qualifiers |
|---|---|---|---|---|---|---|---|
| Nitrogen, Ammonia | mg/L | 0.020U | 1 | 0.99 | 99 | 90-110 | |

SAMPLE DUPLICATE: 291887

| Parameter | Units | 3542752001 Result | Dup Result | RPD | Max RPD | Qualifiers |
|---|---|---|---|---|---|---|
| Nitrogen, Ammonia | mg/L | 0.020U | 0.020U | | 20 | |

**Pace Analytical Services, Inc.**
8 East Tower Circle
Ormond Beach, FL 32174
(386)672-5668

# QUALIFIERS

Project: Tomoka Semi-annual LF
Pace Project No.: 3542752

## DEFINITIONS

DF - Dilution Factor, if reported, represents the factor applied to the reported data due to changes in sample preparation, dilution of the sample aliquot, or moisture content.

ND - Not Detected at or above adjusted reporting limit.

MDL - Adjusted Method Detection Limit.

S - Surrogate

1,2-Diphenylhydrazine (8270 listed analyte) decomposes to Azobenzene.

Consistent with EPA guidelines, unrounded data are displayed and have been used to calculate % recovery and RPD values.

LCS(D) - Laboratory Control Sample (Duplicate)

MS(D) - Matrix Spike (Duplicate)

DUP - Sample Duplicate

RPD - Relative Percent Difference

NC - Not Calculable.

SG - Silica Gel - Clean-Up

U - Indicates the compound was analyzed for, but not detected.

N-Nitrosodiphenylamine decomposes and cannot be separated from Diphenylamine using Method 8270. The result reported for each analyte is a combined concentration.

Pace Analytical is TNI accredited. Contact your Pace PM for the current list of accredited analytes.

## LABORATORIES

| | |
|---|---|
| PASI-O | Pace Analytical Services - Ormond Beach |

## ANALYTE QUALIFIERS

| | |
|---|---|
| I | The reported value is between the laboratory method detection limit and the laboratory practical quantitation limit. |
| CU | The continuing calibration for this compound is outside of Pace Analytical acceptance limits. Analyte presence below reporting limits in associated samples. Results unaffected by high bias. |
| D3 | Sample was diluted due to the presence of high levels of non-target analytes or other matrix interference. |
| ES | The reported result is estimated because one or more of the constituent results are qualified as such. |
| J(D6) | Estimated Value. The relative percent difference (RPD) between the sample and sample duplicate exceeded laboratory control limits. |
| J(L0) | Estimated Value. Analyte recovery in the laboratory control sample (LCS) was outside QC limits. |
| J(M0) | Estimated Value. Matrix spike recovery was outside laboratory control limits. |
| J(M1) | Estimated Value. Matrix spike recovery exceeded QC limits. Batch accepted based on laboratory control sample (LCS) recovery. |
| L3 | Analyte recovery in the laboratory control sample (LCS) exceeded QC limits. Analyte presence below reporting limits in associated samples. Results unaffected by high bias. |

**Pace Analytical Services, Inc.**
8 East Tower Circle
Ormond Beach, FL 32174
(386)672-5668

# QUALITY CONTROL DATA CROSS REFERENCE TABLE

Project: Tomoka Semi-annual LF
Pace Project No.: 3542752

| Lab ID | Sample ID | QC Batch Method | QC Batch | Analytical Method | Analytical Batch |
|---|---|---|---|---|---|
| **3542752002** | **B60** | | FLD/ | | |
| **3542752003** | **B60 DUP** | | FLD/ | | |
| **3542752004** | **B68** | | FLD/ | | |
| **3542752005** | **B11** | | FLD/ | | |
| **3542752006** | **B8** | | FLD/ | | |
| **3542752007** | **B8-2** | | FLD/ | | |
| **3542752008** | **B33-2** | | FLD/ | | |
| **3542752009** | **B2** | | FLD/ | | |
| **3542752010** | **B63-1** | | FLD/ | | |
| **3542752011** | **B33-1** | | FLD/ | | |
| **3542752012** | **B63-2** | | FLD/ | | |
| **3542752013** | **B32** | | FLD/ | | |
| **3542752014** | **B35-1** | | FLD/ | | |
| **3542752015** | **B5** | | FLD/ | | |
| **3542752016** | **B35-2** | | FLD/ | | |
| **3542752017** | **F-MB** | | FLD/ | | |
| **3542752001** | **Equipment Blank (11/9/11)** | EPA 8011 | OEXT/6379 | EPA 8011 | GCSV/4672 |
| **3542752002** | **B60** | EPA 8011 | OEXT/6379 | EPA 8011 | GCSV/4672 |
| **3542752003** | **B60 DUP** | EPA 8011 | OEXT/6379 | EPA 8011 | GCSV/4672 |
| **3542752004** | **B68** | EPA 8011 | OEXT/6379 | EPA 8011 | GCSV/4672 |
| **3542752005** | **B11** | EPA 8011 | OEXT/6379 | EPA 8011 | GCSV/4672 |
| **3542752006** | **B8** | EPA 8011 | OEXT/6379 | EPA 8011 | GCSV/4672 |
| **3542752007** | **B8-2** | EPA 8011 | OEXT/6379 | EPA 8011 | GCSV/4672 |
| **3542752008** | **B33-2** | EPA 8011 | OEXT/6379 | EPA 8011 | GCSV/4672 |
| **3542752009** | **B2** | EPA 8011 | OEXT/6379 | EPA 8011 | GCSV/4672 |
| **3542752010** | **B63-1** | EPA 8011 | OEXT/6379 | EPA 8011 | GCSV/4672 |
| **3542752011** | **B33-1** | EPA 8011 | OEXT/6418 | EPA 8011 | GCSV/4684 |
| **3542752012** | **B63-2** | EPA 8011 | OEXT/6418 | EPA 8011 | GCSV/4684 |
| **3542752013** | **B32** | EPA 8011 | OEXT/6418 | EPA 8011 | GCSV/4684 |
| **3542752014** | **B35-1** | EPA 8011 | OEXT/6418 | EPA 8011 | GCSV/4684 |
| **3542752015** | **B5** | EPA 8011 | OEXT/6418 | EPA 8011 | GCSV/4684 |
| **3542752016** | **B35-2** | EPA 8011 | OEXT/6418 | EPA 8011 | GCSV/4684 |
| **3542752017** | **F-MB** | EPA 8011 | OEXT/6418 | EPA 8011 | GCSV/4684 |
| **3542752001** | **Equipment Blank (11/9/11)** | EPA 3010 | MPRP/6393 | EPA 6010 | ICP/4417 |
| **3542752002** | **B60** | EPA 3010 | MPRP/6393 | EPA 6010 | ICP/4417 |
| **3542752003** | **B60 DUP** | EPA 3010 | MPRP/6393 | EPA 6010 | ICP/4417 |
| **3542752004** | **B68** | EPA 3010 | MPRP/6393 | EPA 6010 | ICP/4417 |
| **3542752005** | **B11** | EPA 3010 | MPRP/6393 | EPA 6010 | ICP/4417 |
| **3542752006** | **B8** | EPA 3010 | MPRP/6393 | EPA 6010 | ICP/4417 |
| **3542752007** | **B8-2** | EPA 3010 | MPRP/6393 | EPA 6010 | ICP/4417 |
| **3542752008** | **B33-2** | EPA 3010 | MPRP/6393 | EPA 6010 | ICP/4417 |
| **3542752009** | **B2** | EPA 3010 | MPRP/6393 | EPA 6010 | ICP/4417 |
| **3542752010** | **B63-1** | EPA 3010 | MPRP/6393 | EPA 6010 | ICP/4417 |
| **3542752011** | **B33-1** | EPA 3010 | MPRP/6393 | EPA 6010 | ICP/4417 |
| **3542752012** | **B63-2** | EPA 3010 | MPRP/6393 | EPA 6010 | ICP/4417 |
| **3542752013** | **B32** | EPA 3010 | MPRP/6393 | EPA 6010 | ICP/4417 |
| **3542752014** | **B35-1** | EPA 3010 | MPRP/6393 | EPA 6010 | ICP/4417 |

**Pace Analytical Services, Inc.**
8 East Tower Circle
Ormond Beach, FL 32174
(386)672-5668

# QUALITY CONTROL DATA CROSS REFERENCE TABLE

Project: Tomoka Semi-annual LF
Pace Project No.: 3542752

| Lab ID | Sample ID | QC Batch Method | QC Batch | Analytical Method | Analytical Batch |
|---|---|---|---|---|---|
| **3542752015** | **B5** | EPA 3010 | MPRP/6393 | EPA 6010 | ICP/4417 |
| **3542752016** | **B35-2** | EPA 3010 | MPRP/6393 | EPA 6010 | ICP/4417 |
| **3542752017** | **F-MB** | EPA 3010 | MPRP/6393 | EPA 6010 | ICP/4417 |
| **3542752001** | **Equipment Blank (11/9/11)** | EPA 3010 | MPRP/6394 | EPA 6020 | ICPM/2834 |
| **3542752002** | **B60** | EPA 3010 | MPRP/6394 | EPA 6020 | ICPM/2834 |
| **3542752003** | **B60 DUP** | EPA 3010 | MPRP/6394 | EPA 6020 | ICPM/2834 |
| **3542752004** | **B68** | EPA 3010 | MPRP/6394 | EPA 6020 | ICPM/2834 |
| **3542752005** | **B11** | EPA 3010 | MPRP/6394 | EPA 6020 | ICPM/2834 |
| **3542752006** | **B8** | EPA 3010 | MPRP/6394 | EPA 6020 | ICPM/2834 |
| **3542752007** | **B8-2** | EPA 3010 | MPRP/6394 | EPA 6020 | ICPM/2834 |
| **3542752008** | **B33-2** | EPA 3010 | MPRP/6394 | EPA 6020 | ICPM/2834 |
| **3542752009** | **B2** | EPA 3010 | MPRP/6394 | EPA 6020 | ICPM/2834 |
| **3542752010** | **B63-1** | EPA 3010 | MPRP/6394 | EPA 6020 | ICPM/2834 |
| **3542752011** | **B33-1** | EPA 3010 | MPRP/6394 | EPA 6020 | ICPM/2834 |
| **3542752012** | **B63-2** | EPA 3010 | MPRP/6394 | EPA 6020 | ICPM/2834 |
| **3542752013** | **B32** | EPA 3010 | MPRP/6394 | EPA 6020 | ICPM/2834 |
| **3542752014** | **B35-1** | EPA 3010 | MPRP/6394 | EPA 6020 | ICPM/2834 |
| **3542752015** | **B5** | EPA 3010 | MPRP/6394 | EPA 6020 | ICPM/2834 |
| **3542752016** | **B35-2** | EPA 3010 | MPRP/6394 | EPA 6020 | ICPM/2834 |
| **3542752017** | **F-MB** | EPA 3010 | MPRP/6394 | EPA 6020 | ICPM/2834 |
| **3542752001** | **Equipment Blank (11/9/11)** | EPA 7470 | MERP/2253 | EPA 7470 | MERC/2255 |
| **3542752002** | **B60** | EPA 7470 | MERP/2253 | EPA 7470 | MERC/2255 |
| **3542752003** | **B60 DUP** | EPA 7470 | MERP/2253 | EPA 7470 | MERC/2255 |
| **3542752004** | **B68** | EPA 7470 | MERP/2253 | EPA 7470 | MERC/2255 |
| **3542752005** | **B11** | EPA 7470 | MERP/2253 | EPA 7470 | MERC/2255 |
| **3542752006** | **B8** | EPA 7470 | MERP/2253 | EPA 7470 | MERC/2255 |
| **3542752007** | **B8-2** | EPA 7470 | MERP/2253 | EPA 7470 | MERC/2255 |
| **3542752008** | **B33-2** | EPA 7470 | MERP/2253 | EPA 7470 | MERC/2255 |
| **3542752009** | **B2** | EPA 7470 | MERP/2253 | EPA 7470 | MERC/2255 |
| **3542752010** | **B63-1** | EPA 7470 | MERP/2253 | EPA 7470 | MERC/2255 |
| **3542752011** | **B33-1** | EPA 7470 | MERP/2253 | EPA 7470 | MERC/2255 |
| **3542752012** | **B63-2** | EPA 7470 | MERP/2253 | EPA 7470 | MERC/2255 |
| **3542752013** | **B32** | EPA 7470 | MERP/2253 | EPA 7470 | MERC/2255 |
| **3542752014** | **B35-1** | EPA 7470 | MERP/2253 | EPA 7470 | MERC/2255 |
| **3542752015** | **B5** | EPA 7470 | MERP/2253 | EPA 7470 | MERC/2255 |
| **3542752016** | **B35-2** | EPA 7470 | MERP/2253 | EPA 7470 | MERC/2255 |
| **3542752017** | **F-MB** | EPA 7470 | MERP/2253 | EPA 7470 | MERC/2255 |
| **3542752001** | **Equipment Blank (11/9/11)** | EPA 8260 | MSV/4134 | | |
| **3542752002** | **B60** | EPA 8260 | MSV/4134 | | |
| **3542752003** | **B60 DUP** | EPA 8260 | MSV/4134 | | |
| **3542752004** | **B68** | EPA 8260 | MSV/4134 | | |
| **3542752005** | **B11** | EPA 8260 | MSV/4134 | | |
| **3542752006** | **B8** | EPA 8260 | MSV/4134 | | |
| **3542752007** | **B8-2** | EPA 8260 | MSV/4134 | | |
| **3542752008** | **B33-2** | EPA 8260 | MSV/4134 | | |
| **3542752009** | **B2** | EPA 8260 | MSV/4134 | | |
| **3542752010** | **B63-1** | EPA 8260 | MSV/4134 | | |

**Pace Analytical Services, Inc.**
8 East Tower Circle
Ormond Beach, FL 32174
(386)672-5668

# QUALITY CONTROL DATA CROSS REFERENCE TABLE

Project: Tomoka Semi-annual LF
Pace Project No.: 3542752

| Lab ID | Sample ID | QC Batch Method | QC Batch | Analytical Method | Analytical Batch |
|---|---|---|---|---|---|
| **3542752011** | **B33-1** | EPA 8260 | MSV/4134 | | |
| **3542752012** | **B63-2** | EPA 8260 | MSV/4134 | | |
| **3542752013** | **B32** | EPA 8260 | MSV/4134 | | |
| **3542752014** | **B35-1** | EPA 8260 | MSV/4135 | | |
| **3542752015** | **B5** | EPA 8260 | MSV/4135 | | |
| **3542752016** | **B35-2** | EPA 8260 | MSV/4135 | | |
| **3542752017** | **F-MB** | EPA 8260 | MSV/4135 | | |
| **3542752018** | **Trip Blank (11/9/11)** | EPA 8260 | MSV/4135 | | |
| **3542752001** | **Equipment Blank (11/9/11)** | SM 2540C | WET/10888 | | |
| **3542752002** | **B60** | SM 2540C | WET/10888 | | |
| **3542752003** | **B60 DUP** | SM 2540C | WET/10888 | | |
| **3542752004** | **B68** | SM 2540C | WET/10888 | | |
| **3542752005** | **B11** | SM 2540C | WET/10888 | | |
| **3542752006** | **B8** | SM 2540C | WET/10888 | | |
| **3542752007** | **B8-2** | SM 2540C | WET/10888 | | |
| **3542752008** | **B33-2** | SM 2540C | WET/10888 | | |
| **3542752009** | **B2** | SM 2540C | WET/10888 | | |
| **3542752010** | **B63-1** | SM 2540C | WET/10888 | | |
| **3542752011** | **B33-1** | SM 2540C | WET/10907 | | |
| **3542752012** | **B63-2** | SM 2540C | WET/10907 | | |
| **3542752013** | **B32** | SM 2540C | WET/10907 | | |
| **3542752014** | **B35-1** | SM 2540C | WET/10907 | | |
| **3542752015** | **B5** | SM 2540C | WET/10907 | | |
| **3542752016** | **B35-2** | SM 2540C | WET/10907 | | |
| **3542752017** | **F-MB** | SM 2540C | WET/10907 | | |
| **3542752001** | **Equipment Blank (11/9/11)** | EPA 300.0 | WETA/13287 | | |
| **3542752002** | **B60** | EPA 300.0 | WETA/13287 | | |
| **3542752003** | **B60 DUP** | EPA 300.0 | WETA/13287 | | |
| **3542752004** | **B68** | EPA 300.0 | WETA/13287 | | |
| **3542752005** | **B11** | EPA 300.0 | WETA/13287 | | |
| **3542752006** | **B8** | EPA 300.0 | WETA/13287 | | |
| **3542752007** | **B8-2** | EPA 300.0 | WETA/13287 | | |
| **3542752008** | **B33-2** | EPA 300.0 | WETA/13287 | | |
| **3542752009** | **B2** | EPA 300.0 | WETA/13287 | | |
| **3542752010** | **B63-1** | EPA 300.0 | WETA/13287 | | |
| **3542752011** | **B33-1** | EPA 300.0 | WETA/13287 | | |
| **3542752012** | **B63-2** | EPA 300.0 | WETA/13287 | | |
| **3542752013** | **B32** | EPA 300.0 | WETA/13287 | | |
| **3542752014** | **B35-1** | EPA 300.0 | WETA/13287 | | |
| **3542752015** | **B5** | EPA 300.0 | WETA/13287 | | |
| **3542752016** | **B35-2** | EPA 300.0 | WETA/13287 | | |
| **3542752017** | **F-MB** | EPA 300.0 | WETA/13287 | | |
| **3542752001** | **Equipment Blank (11/9/11)** | EPA 300.0 | WETA/13288 | | |
| **3542752002** | **B60** | EPA 300.0 | WETA/13288 | | |
| **3542752003** | **B60 DUP** | EPA 300.0 | WETA/13288 | | |
| **3542752004** | **B68** | EPA 300.0 | WETA/13288 | | |

**Pace Analytical Services, Inc.**
8 East Tower Circle
Ormond Beach, FL 32174
(386)672-5668

# QUALITY CONTROL DATA CROSS REFERENCE TABLE

Project: Tomoka Semi-annual LF
Pace Project No.: 3542752

| Lab ID | Sample ID | QC Batch Method | QC Batch | Analytical Method | Analytical Batch |
|---|---|---|---|---|---|
| **3542752005** | **B11** | EPA 300.0 | WETA/13288 | | |
| **3542752006** | **B8** | EPA 300.0 | WETA/13288 | | |
| **3542752007** | **B8-2** | EPA 300.0 | WETA/13288 | | |
| **3542752008** | **B33-2** | EPA 300.0 | WETA/13288 | | |
| **3542752009** | **B2** | EPA 300.0 | WETA/13288 | | |
| **3542752010** | **B63-1** | EPA 300.0 | WETA/13288 | | |
| **3542752011** | **B33-1** | EPA 300.0 | WETA/13288 | | |
| **3542752012** | **B63-2** | EPA 300.0 | WETA/13288 | | |
| **3542752013** | **B32** | EPA 300.0 | WETA/13288 | | |
| **3542752014** | **B35-1** | EPA 300.0 | WETA/13288 | | |
| **3542752015** | **B5** | EPA 300.0 | WETA/13288 | | |
| **3542752016** | **B35-2** | EPA 300.0 | WETA/13288 | | |
| **3542752017** | **F-MB** | EPA 300.0 | WETA/13288 | | |
| **3542752001** | **Equipment Blank (11/9/11)** | EPA 350.1 | WETA/13393 | | |
| **3542752002** | **B60** | EPA 350.1 | WETA/13393 | | |
| **3542752003** | **B60 DUP** | EPA 350.1 | WETA/13393 | | |
| **3542752004** | **B68** | EPA 350.1 | WETA/13393 | | |
| **3542752005** | **B11** | EPA 350.1 | WETA/13393 | | |
| **3542752006** | **B8** | EPA 350.1 | WETA/13393 | | |
| **3542752007** | **B8-2** | EPA 350.1 | WETA/13393 | | |
| **3542752008** | **B33-2** | EPA 350.1 | WETA/13393 | | |
| **3542752009** | **B2** | EPA 350.1 | WETA/13393 | | |
| **3542752010** | **B63-1** | EPA 350.1 | WETA/13393 | | |
| **3542752011** | **B33-1** | EPA 350.1 | WETA/13393 | | |
| **3542752012** | **B63-2** | EPA 350.1 | WETA/13393 | | |
| **3542752013** | **B32** | EPA 350.1 | WETA/13393 | | |
| **3542752014** | **B35-1** | EPA 350.1 | WETA/13393 | | |
| **3542752015** | **B5** | EPA 350.1 | WETA/13393 | | |
| **3542752016** | **B35-2** | EPA 350.1 | WETA/13393 | | |
| **3542752017** | **F-MB** | EPA 350.1 | WETA/13393 | | |

Pace Analytical®
www.pacelabs.com

# CHAIN-OF-CUSTODY / Analytical Request Document

The Chain-of-Custody is a LEGAL DOCUMENT. All relevant fields must be completed accurately.

3542752

Page: 1 of 2

1425257

**Section A** Required Client Information:

Company: Volusia County
Address: 1990 Tomoka Farms Rd, Daytona Beach, FL 32124
Email To:
Phone: Fax:
Requested Due Date/TAT:

**Section B** Required Project Information:

Report To: Jennifer Stirk
Copy To:
Purchase Order No.:
Project Name: Tomoka LF Semi-Annual
Project Number:

**Section C** Invoice Information:

Attention:
Company Name:
Address:
Pace Quote Reference:
Pace Project Manager:
Pace Profile #:

**REGULATORY AGENCY**

☐ NPDES ☑ GROUND WATER ☐ DRINKING WATER
☐ UST ☐ RCRA ☐ OTHER

Site Location STATE: FL

**Section D** Required Client Information

**SAMPLE ID** (A-Z, 0-9 / ,-) Sample IDs MUST BE UNIQUE

Matrix Codes (MATRIX / CODE): Drinking Water DW; Water WT; Waste Water WW; Product P; Soil/Solid SL; Oil OL; Wipe WP; Air AR; Tissue TS; Other OT

Requested Analysis Filtered (Y/N)

| ITEM # | SAMPLE ID | MATRIX CODE (see valid codes to left) | SAMPLE TYPE (G=GRAB C=COMP) | COLLECTED DATE | COLLECTED TIME | COMPOSITE START DATE | COMPOSITE START TIME | COMPOSITE END/GRAB DATE | COMPOSITE END/GRAB TIME | SAMPLE TEMP AT COLLECTION | # OF CONTAINERS | Unpreserved | $H_2SO_4$ | $HNO_3$ | HCl | NaOH | $Na_2S_2O_3$ | Methanol | Other | Analysis Test (Y/N) | Liquid Metals | Soil TDS | Solid VOCs | Alk 3 | Nitrate, Cl, Sulfate | TDS | Residual Chlorine (Y/N) | Pace Project No./ Lab I.D. |
|---|---|---|---|---|---|---|---|---|---|---|---|---|---|---|---|---|---|---|---|---|---|---|---|---|---|---|---|---|
| 1 | EQ | GW | G | | | | | 11/9/11 | 0940 | | 8 | 3 | 1 | 1 | 3 | | | | | | 1 | 2 | 3 | 1 | 1 | | | |
| 2 | B-60 | | | | | | | | 0958 | | | | | | | | | | | | | | | | | | | |
| 3 | Dup | | | | | | | | 0958 | | | | | | | | | | | | | | | | | | | |
| 4 | B-68 | | | | | | | | 1018 | | | | | | | | | | | | | | | | | | | |
| 5 | B-11 | | | | | | | | 1051 | | | | | | | | | | | | | | | | | | | |
| 6 | B8-1 | | | | | | | | 1100 | | | | | | | | | | | | | | | | | | | |
| 7 | B8-2 | | | | | | | | 1147 | | | | | | | | | | | | | | | | | | | |
| 8 | B33-2 | | | | | | | | 1219 | | | | | | | | | | | | | | | | | | | |
| 9 | B-2 | | | | | | | | 1230 | | | | | | | | | | | | | | | | | | | |
| 10 | B63-1 | | | | | | | | 1317 | | | | | | | | | | | | | | | | | | | |
| 11 | B33-1 | | | | | | | | 1322 | | | | | | | | | | | | | | | | | | | |
| 12 | B63-2 | GW | G | | | | | 11/9/11 | 1345 | | 8 | 3 | 1 | 1 | 3 | | | | | | 1 | 2 | 3 | 1 | 1 | | | |

| ADDITIONAL COMMENTS | RELINQUISHED BY / AFFILIATION | DATE | TIME | ACCEPTED BY / AFFILIATION | DATE | TIME | SAMPLE CONDITIONS |
|---|---|---|---|---|---|---|---|
| | | 11/9/11 | 1630 | | 11/9/11 | 1630 | 1.2 / Y |

ORIGINAL

SAMPLER NAME AND SIGNATURE: TTB

PRINT Name of SAMPLER: James Stockbridge / Roger Hilton

SIGNATURE of SAMPLER:

DATE Signed (MM/DD/YY):

Temp in °C | Received on Ice (Y/N) | Custody Sealed Cooler (Y/N) | Samples Intact (Y/N)

*Important Note: By signing this form you are accepting Pace's NET 30 day payment terms and agreeing to late charges of 1.5% per month for any invoices not paid within 30 days.

F-ALL-Q-020rev.07, 15-May-2007

Pace Analytical®
www.pacelabs.com

# CHAIN-OF-CUSTODY / Analytical Request Document

The Chain-of-Custody is a LEGAL DOCUMENT. All relevant fields must be completed accurately.

35 42752

Page: 2 of 2

1425256

**Section A** Required Client Information:

Company: VOLUSIA COUNTY
Address: 1990 TOMOKA FARMS RD DAYTONA BEACH, FL 32127
Email To:
Phone: Fax:
Requested Due Date/TAT:

**Section B** Required Project Information:

Report To: JENNIFER STIRK
Copy To:
Purchase Order No.:
Project Name: TOMOKA LF SEMI-ANNUAL
Project Number:

**Section C** Invoice Information:

Attention:
Company Name:
Address:
Pace Quote Reference:
Pace Project Manager:
Pace Profile #:

**REGULATORY AGENCY**

☐ NPDES ☑ GROUND WATER ☐ DRINKING WATER
☐ UST ☐ RCRA ☐ OTHER

Site Location STATE: FL

**Section D** Required Client Information

Matrix Codes MATRIX / CODE: Drinking Water DW, Water WT, Waste Water WW, Product P, Soil/Solid SL, Oil OL, Wipe WP, Air AR, Tissue TS, Other OT

SAMPLE ID (A-Z, 0-9 / ,-) Sample IDs MUST BE UNIQUE

Requested Analysis Filtered (Y/N)

| ITEM # | SAMPLE ID | MATRIX CODE (see valid codes to left) | SAMPLE TYPE (G=GRAB C=COMP) | COLLECTED Composite Start Date | COLLECTED Composite Start Time | COLLECTED Composite End/Grab Date | COLLECTED Composite End/Grab Time | SAMPLE TEMP AT COLLECTION | # OF CONTAINERS | Preservatives: Unpreserved | $H_2SO_4$ | $HNO_3$ | HCl | NaOH | $Na_2S_2O_3$ | Methanol | Other | Analysis Test (Y/N): 6010 Metals | Soil RDS | 8260 VOCs | NH3 | Nitrate, Cl, Sulfate | TDS | Residual Chlorine (Y/N) | Pace Project No./ Lab I.D. |
|---|---|---|---|---|---|---|---|---|---|---|---|---|---|---|---|---|---|---|---|---|---|---|---|---|---|
| 1 | B-32 | GW | G | | | 11/9/11 | 1408 | | 8 | 3 | 1 | 1 | 3 | | | | | 1 | 2 | 3 | 1 | 1 | | | |
| 2 | B 35-1 | | | | | | 1449 | | | | | | | | | | | | | | | | | | |
| 3 | B 5B | | | | | | 1454 | | | | | | | | | | | | | | | | | | |
| 4 | B 35-2 | | | | | | 1521 | | | | | | | | | | | | | | | | | | |
| 5 | FMB | GW | G | | | 11/9/11 | | | 8 | 3 | 1 | 1 | 3 | | | | | 1 | 2 | 3 | 1 | 1 | | | |
| 6 | | | | | | | | | | | | | | | | | | | | | | | | | |
| 7 | TRIP BLANKS | | | | | | | | 2 | | | | 2 | | | | | | | | | | | | |
| 8 | | | | | | | | | | | | | | | | | | | | | | | | | |
| 9 | | | | | | | | | | | | | | | | | | | | | | | | | |
| 10 | | | | | | | | | | | | | | | | | | | | | | | | | |
| 11 | | | | | | | | | | | | | | | | | | | | | | | | | |
| 12 | | | | | | | | | | | | | | | | | | | | | | | | | |

| ADDITIONAL COMMENTS | RELINQUISHED BY / AFFILIATION | DATE | TIME | ACCEPTED BY / AFFILIATION | DATE | TIME | SAMPLE CONDITIONS |
|---|---|---|---|---|---|---|---|
| | | 11/9/11 | 1630 | | 11/9/11 | 1630 | 1.2 4 |

ORIGINAL

SAMPLER NAME AND SIGNATURE: T73

PRINT Name of SAMPLER: JAMES STOCKBRIDGE / ROGER HUDSON

SIGNATURE of SAMPLER:

DATE Signed (MM/DD/YY):

Temp in °C | Received on Ice (Y/N) | Custody Sealed Cooler (Y/N) | Samples Intact (Y/N)

*Important Note: By signing this form you are accepting Pace's NET 30 day payment terms and agreeing to late charges of 1.5% per month for any invoices not paid within 30 days.

F-ALL-Q-020rev.07, 15-May-2007

# Pace Analytical Field Sampling Log

| Site Name: Tomoka Landfill Semi-Annual | | Site Location: Volusia County, FL |
|---|---|---|
| Well #: EQ | Sample ID: 3542752 | Date: 11/9 /11 |

## PURGING DATA

*YSI: 02606/2697*

| Well Diameter: 2" | Tubing Diameter: 3/8" | Well Screen Interval Depth: Feet to | Static Depth to Water: | Sampling Device: **PP** |
|---|---|---|---|---|

Well Volume Purge: (Total Well Depth– Static Depth to Water) X Well Capacity= Well Volume

( - ) X 0.16 Gallons/Foot = Gallons

Equipment Volume Purge: Pump Volume + (Tubing Capacity X Tubing Length) + Flow Cell Volume= Equipment Volume

+( X )+ = Gallons

| Initial Pump or Tubing Depth in Well (Feet): | Final Pump or Tubing Depth in Well: | Purging Initiated At: | Purging Ended At: | Total Volume Purged (Gallons): |
|---|---|---|---|---|

| Time | Volume Purged (Gal) | CUMUL Volume Purged (Gal) | Purge Rate (gpm) | Depth to Water (Feet) | pH (Standard Units) | Temp. (°C) | Conductivity (µmhos/cm or µS/cm) | Dissolved Oxygen (circle mg/L or % saturation) | Turbidity (NTUs) | Color (Describe) | Odor (Describe) | ORP |
|---|---|---|---|---|---|---|---|---|---|---|---|---|
| 0940 | | | | | | | | | | | | |
| | | | | | | | | | | | | |
| | | | | | | | | | | | | |
| | | | | | | | | | | | | |
| | | | | | | | | | | | | |
| | | | | | | | | | | | | |
| | | | | | | | | | | | | |
| | | | | | | | | | | | | |
| | | | | | | | | | | | | |
| | | | | | | | | | | | | |

Well Capacity (Gallons Per Foot): **0.75"** = 0.02; **1"** = 0.04; **1.25"** = 0.06; **2"** = 0.16; **3"** = 0.37; **4"** = 0.65; **5"** = 1.02; **6"** = 1.47; **12"** = 5.88
**Tubing Inside DIA. Capacity** (Gal./Ft.): **1/8"** = 0.0006; **3/16"** = 0.0014; **1/4"** = 0.0026; **5/16"** = 0.004; **3/8"** = 0.006; **1/2"** = 0.010; **5/8"** = 0.016

## SAMPLING DATA

| Sampled By (Print) | Sampler(s) Signatures | Sampling Initiated At: | Sampling Ended At: |
|---|---|---|---|
| James Stockbridge / Pace | | 0940 | |

| Pump or Tubing Depth in Well (Feet): | Sample Pump Flow Rate (mL per minute): | Tubing Material Code: | Field Decontamination: | Field-Filtered: | Duplicate: |
|---|---|---|---|---|---|
| | 100-200ml | PE | [Yes] [No] | [Yes] [No] Filter Size: µm | [Yes] [No] |

| Sample ID Code | # Containers | Material Code | Volume | Preservative Used | Total Volume Added in Field (mL) | Final pH | Intended Analysis and/or Method | Sampling Equipment Code |
|---|---|---|---|---|---|---|---|---|
| | | | | | | | | |
| | | | | | | | | |
| | | | | | | | | |
| | | | | | | | | |
| | | | | | | | | |

**Weather Conditions**
[✓] Sunny
[ ] Partly Cloudy
[ ] Cloudy
Temperature: 65
Rain: [Yes] [No]
Wind Speed: 0
Wind Direction:

[ ] **Surface Water** Taken From:
Total Depth:_____ [ ] Shore [ ] Surface
Type: [ ] Lake [ ] Stream [ ] Boat [ ] Mid-Depth
[ ] River [ ] Other _____ [ ] Bridge [ ] Bottom
[ ] Wading [ ] Other

[ ] **Waste Water**: Start Time _____ Finish Time _____
Sampling Point:_____ Volume:_____
[ ] Composite [ ] Grab
mL per: [ ] Hour [ ] ½ Hour [ ]

[ ] Soils/Sediment Sampling Point: Sample Depth: [ ] Composite [ ] Grab

[ ] Drum Waste Type: Layers [Yes] [No] [ ] Composite [ ] Grab

[ ] Other: Sampling Point: Sample Depth: [ ] Composite [ ] Grab

**Discharged Method** [✓] **Ground** [ ] **Barrel** **On Ice @** **Bottles Preserved <2pH**

Field Notes:

**See Work Order/Bottle Order**

# Pace Analytical Field Sampling Log

| Site Name: Tomoka Landfill Semi-Annual | Site Location: Volusia County, FL |
|---|---|

| Well #: B60 / Dup | Sample ID: 3542752 | Date: 11 / 9 / 11 |
|---|---|---|

## PURGING DATA

YSI 2606/2697

| Well Diameter: 2" | Tubing Diameter: 3/8" | Well Screen Interval Depth: Feet to | Static Depth to Water: 8.23 | Sampling Device: PP |
|---|---|---|---|---|

Well Volume Purge: (Total Well Depth– Static Depth to Water) X Well Capacity= Well Volume

(35.71 - 8.23 ) X 0.16 Gallons/Foot = 4.3968 Gallons

Equipment Volume Purge: Pump Volume + (Tubing Capacity X Tubing Length) + Flow Cell Volume= Equipment Volume

+( X )+ = Gallons

| Initial Pump or Tubing Depth in Well (Feet): 14 | Final Pump or Tubing Depth in Well: 14 | Purging Initiated At: 0942 | Purging Ended At: 0957 | Total Volume Purged (Gallons): 7.5 |
|---|---|---|---|---|

| Time | Volume Purged (Gal) | CUMUL Volume Purged (Gal) | Purge Rate (gpm) | Depth to Water (Feet) | pH (Standard Units) | Temp. (°C) | Conductivity (µmhos/cm or uS/cm) | Dissolved Oxygen (circle mg/L or % saturation) | Turbidity (NTUs) | Color (Describe) | Odor (Describe) | ORP |
|---|---|---|---|---|---|---|---|---|---|---|---|---|
| 0951 | 4.50 | 4.50 | .50 | 9.68 | 7.36 | 24.53 | 503 | 0.20 | 0.91 | NO | NO | 75.3 |
| 0954 | 1.50 | 6.0 | 1 | 1 | 7.35 | 24.77 | 499 | 0.19 | 0.65 | 1 | 1 | 73.3 |
| 0957 | 1.50 | 7.5 | 1 | 1 | 7.33 | 24.68 | 497 | 0.19 | 0.54 | 1 | 1 | 74.0 |
| | | | | | | | | | | | | |
| | | | | | | | | | | | | |
| | | | | | | | | | | | | |
| | | | | | | | | | | | | |
| | | | | | | | | | | | | |
| | | | | | | | | | | | | |
| | | | | | | | | | | | | |

Well Capacity (Gallons Per Foot): 0.75" = 0.02; 1" = 0.04; 1.25" = 0.06; 2" = 0.16; 3" = 0.37; 4" = 0.65; 5" = 1.02; 6" = 1.47; 12" = 5.88
Tubing Inside DIA. Capacity (Gal./Ft.): 1/8" = 0.0006; 3/16" = 0.0014; 1/4" = 0.0026; 5/16" = 0.004; 3/8" = 0.006; 1/2" = 0.010; 5/8" = 0.016

## SAMPLING DATA

| Sampled By (Print) | Sampler(s) Signatures | Sampling Initiated At: | Sampling Ended |
|---|---|---|---|
| Roger Higdon / Pace | R. Higdon | 0958 | 1008 |

| Pump or Tubing Depth in Well (Feet): 14 | Sample Pump Flow Rate (mL per minute): 100-200ml | Tubing Material Code: PE | Field Decontamination: [Yes] [No] | Field-Filtered: [Yes] [No] Filter Size: ___ µm | Duplicate: [Yes] [No] |
|---|---|---|---|---|---|

| Sample ID Code | # Containers | Material Code | Volume | Preservative Used | Total Volume Added in Field (mL) | Final pH | Intended Analysis and/or Method | Sampling Equipment Code |
|---|---|---|---|---|---|---|---|---|
| | | | | | | | | |
| | | | | | | | | |
| | | | | | | | | |
| | | | | | | | | |
| | | | | | | | | |

**Weather Conditions**
[✓] Sunny
[ ] Partly Cloudy
[ ] Cloudy
Temperature: 85
Rain: [Yes] [No]
Wind Speed: 3-5
Wind Direction: NE

[ ] **Surface Water** Taken From:
Total Depth:_____ [ ] Shore [ ] Surface
Type: [ ] Lake [ ] Stream [ ] Boat [ ] Mid-Depth
[ ] River [ ] Other _____ [ ] Bridge [ ] Bottom
[ ] Wading [ ] Other

[ ] **Waste Water:** Start Time _____ Finish Time _____
Sampling Point:_____ Volume:_____
[ ] Composite [ ] Grab
mL per: [ ] Hour [ ] ½ Hour [ ]

[ ] Soils/Sediment Sampling Point: Sample Depth: [ ] Composite [ ] Grab

[ ] Drum Waste Type: Layers [Yes] [No] [ ] Composite [ ] Grab

[ ] Other: Sampling Point: Sample Depth: [ ] Composite [ ] Grab

**Discharged Method** [✓] **Ground** [ ] **Barrel** **On Ice @** 1009 **Bottles Preserved <2pH**

Field Notes:

**See Work Order/Bottle Order**

:\Field\Field Sheets

# Pace Analytical Field Sampling Log

| Site Name: Tomoka Landfill Semi-Annual | | Site Location: Volusia County, FL |
|---|---|---|
| Well #: B68 | Sample ID: 3542752 | Date: 11/9/11 |

## PURGING DATA

YSI: 2606/2697

| Well Diameter: 2" | Tubing Diameter: 3/8" | Well Screen Interval Depth: Feet to | Static Depth to Water: 6.92 | Sampling Device: PP |
|---|---|---|---|---|

Well Volume Purge: (Total Well Depth– Static Depth to Water) X Well Capacity= Well Volume

( 35.74 - 6.92 ) X 0.16 Gallons/Foot = 4.6112 Gallons

Equipment Volume Purge: Pump Volume + (Tubing Capacity X Tubing Length) + Flow Cell Volume= Equipment Volume

+( X )+ = Gallons

| Initial Pump or Tubing Depth in Well (Feet): 11 | Final Pump or Tubing Depth in Well: 11 | Purging Initiated At: 0950 | Purging Ended At: 1017 | Total Volume Purged (Gallons): 7.25 |
|---|---|---|---|---|

| Time | Volume Purged (Gal) | CUMUL Volume Purged (Gal) | Purge Rate (gpm) | Depth to Water (Feet) | pH (Standard Units) | Temp. (°C) | Conductivity (µmhos/cm or mS/cm) | Dissolved Oxygen (circle mg/L or % saturation) | Turbidity (NTUs) | Color (Describe) | Odor (Describe) | ORP |
|---|---|---|---|---|---|---|---|---|---|---|---|---|
| 1007 | 4.75 | 4.75 | .25 | 10.38 | 5.83 | 24.30 | 652 | 0.25 | 0.58 | none | none | 23.2 |
| 1012 | 1.25 | 6.00 | 1 | 10.38 | 5.80 | 24.27 | 650 | 0.24 | 0.55 | 1 | 1 | 21.6 |
| 1017 | 1.25 | 7.25 | 1 | 10.38 | 5.81 | 24.30 | 657 | 0.24 | 0.60 | 1 | 1 | 20.4 |
| | | | | | | | | | | | | |
| | | | | | | | | | | | | |
| | | | | | | | | | | | | |
| | | | | | | | | | | | | |
| | | | | | | | | | | | | |
| | | | | | | | | | | | | |
| | | | | | | | | | | | | |

Well Capacity (Gallons Per Foot): 0.75" = 0.02; 1" = 0.04; 1.25" = 0.06; 2" = 0.16; 3" = 0.37; 4" = 0.65; 5" = 1.02; 6" = 1.47; 12" = 5.88
Tubing Inside DIA. Capacity (Gal./Ft.): 1/8" = 0.0006; 3/16" = 0.0014; 1/4" = 0.0026; 5/16" = 0.004; 3/8" = 0.006; 1/2" = 0.010; 5/8" = 0.016

## SAMPLING DATA

| Sampled By (Print) | Sampler(s) Signatures | Sampling Initiated At: | Sampling Ended At: |
|---|---|---|---|
| James Stockbridge / Pace | | 1015 | 1027 |

| Pump or Tubing Depth in Well (Feet): | Sample Pump Flow Rate (mL per minute): | Tubing Material Code: | Field Decontamination: | Field-Filtered: | Duplicate: |
|---|---|---|---|---|---|
| 11 | 100-200ml | PE | [Yes] [No] | [Yes] [No] Filter Size: ___ µm | [Yes] [No] |

| Sample ID Code | # Containers | Material Code | Volume | Preservative Used | Total Volume Added in Field (mL) | Final pH | Intended Analysis and/or Method | Sampling Equipment Code |
|---|---|---|---|---|---|---|---|---|
| | | | | | | | | |
| | | | | | | | | |
| | | | | | | | | |
| | | | | | | | | |
| | | | | | | | | |

**Weather Conditions**
[✓] Sunny
[ ] Partly Cloudy
[ ] Cloudy
Temperature: 68
Rain: [Yes] [No]
Wind Speed: 5
Wind Direction: N

[ ] **Surface Water** Taken From:
Total Depth:_____ [ ] Shore [ ] Surface
Type: [ ] Lake [ ] Stream [ ] Boat [ ] Mid-Depth
[ ] River [ ] Other _____ [ ] Bridge [ ] Bottom
[ ] Wading [ ] Other

[ ] **Waste Water**: Start Time _____ Finish Time _____
Sampling Point:_____ Volume:_____
[ ] Composite [ ] Grab
mL per: [ ] Hour [ ] ½ Hour [ ]

[ ] Soils/Sediment Sampling Point: Sample Depth: [ ] Composite [ ] Grab

[ ] Drum Waste Type: Layers [Yes] [No] [ ] Composite [ ] Grab

[ ] Other: Sampling Point: Sample Depth: [ ] Composite [ ] Grab

**Discharged Method** [✓] **Ground** [ ] **Barrel** **On Ice @** 1025 **Bottles Preserved <2pH**

Field Notes:

**See Work Order/Bottle Order**

# Pace Analytical Field Sampling Log

| Site Name: Tomoka Landfill Semi-Annual | Site Location: Volusia County, FL | |
|---|---|---|
| Well #: B-11 | Sample ID: 3542752 | Date: 11/8/11 |

## PURGING DATA

YSI 2606/2697

| Well Diameter: 2" | Tubing Diameter: 3/8" | Well Screen Interval Depth: Feet to | Static Depth to Water: 4.62 | Sampling Device: PP |
|---|---|---|---|---|

Well Volume Purge: (Total Well Depth– Static Depth to Water) X Well Capacity= Well Volume

( 16.80 - 4.62 ) X 0.16 Gallons/Foot = 1.9488 Gallons

Equipment Volume Purge: Pump Volume + (Tubing Capacity X Tubing Length) + Flow Cell Volume= Equipment Volume

+( X )+ = Gallons

| Initial Pump or Tubing Depth in Well (Feet): 10 | Final Pump or Tubing Depth in Well: 10 | Purging Initiated At: 1034 | Purging Ended At: 1050 | Total Volume Purged (Gallons): 4.0 |
|---|---|---|---|---|

| Time | Volume Purged (Gal) | CUMUL Volume Purged (Gal) | Purge Rate (gpm) | Depth to Water (Feet) | pH (Standard Units) | Temp. (°C) | Conductivity (µmhos/cm or mS/cm) | Dissolved Oxygen (circle mg/L or % saturation) | Turbidity (NTUs) | Color (Describe) | Odor (Describe) | ORP |
|---|---|---|---|---|---|---|---|---|---|---|---|---|
| 1042 | 2.0 | 2.0 | .25 | 5.75 | 6.98 | 25.83 | 170 | 0.30 | 2.10 | no | no | 52.0 |
| 1044 | .50 | 2.5 | | 5.80 | 6.95 | 25.67 | 182 | 0.26 | 1.32 | | | 45.3 |
| 1046 | .50 | 3.0 | | | 6.94 | 25.73 | 178 | 0.23 | 1.13 | | | 39.1 |
| 1048 | | 3.5 | | | 6.92 | 25.82 | 185 | 0.19 | 1.27 | | | 40.0 |
| 1050 | | 4.0 | | | 6.91 | 25.85 | 182 | 0.17 | 1.71 | | | 38.2 |

Well Capacity (Gallons Per Foot): 0.75" = 0.02; 1" = 0.04; 1.25" = 0.06; 2" = 0.16; 3" = 0.37; 4" = 0.65; 5" = 1.02; 6" = 1.47; 12" = 5.88
Tubing Inside DIA. Capacity (Gal./Ft.): 1/8" = 0.0006; 3/16" = 0.0014; 1/4" = 0.0026; 5/16" = 0.004; 3/8" = 0.006; 1/2" = 0.010; 5/8" = 0.016

## SAMPLING DATA

| Sampled By (Print) | Sampler(s) Signatures | Sampling Initiated At: | Sampling Ended At: |
|---|---|---|---|
| Roger Higdon / Pace | R. Hyde | 1051 | 1103 |

| Pump or Tubing Depth in Well (Feet): 10 | Sample Pump Flow Rate (mL per minute): 100-200ml | Tubing Material Code: PE | Field Decontamination: [Yes] [No] | Field-Filtered: [Yes] [No] Filter Size: µm | Duplicate: [Yes] [No] |
|---|---|---|---|---|---|

| Sample ID Code | # Containers | Material Code | Volume | Preservative Used | Total Volume Added in Field (mL) | Final pH | Intended Analysis and/or Method | Sampling Equipment Code |
|---|---|---|---|---|---|---|---|---|
| | | | | | | | | |

**Weather Conditions**
[ ] Sunny
[✓] Partly Cloudy
[ ] Cloudy
Temperature: 89.0
Rain: [Yes] [No]
Wind Speed: 5-10
Wind Direction: SE

[ ] **Surface Water** Taken From:
Total Depth:_____ [ ] Shore [ ] Surface
Type: [ ] Lake [ ] Stream [ ] Boat [ ] Mid-Depth
[ ] River [ ] Other _____ [ ] Bridge [ ] Bottom
[ ] Wading [ ] Other

[ ] **Waste Water:** Start Time _____ Finish Time _____
Sampling Point:_____ Volume:_____
[ ] Composite [ ] Grab
mL per: [ ] Hour [ ] ½ Hour [ ]

[ ] Soils/Sediment Sampling Point: Sample Depth: [ ] Composite [ ] Grab

[ ] Drum Waste Type: Layers [Yes] [No] [ ] Composite [ ] Grab

[ ] Other: Sampling Point: Sample Depth: [ ] Composite [ ] Grab

**Discharged Method** [✓] **Ground** [ ] **Barrel** **On Ice @** 1104 **Bottles Preserved <2pH**

Field Notes:

**See Work Order/Bottle Order**

:\Field\Field Sheets

# Pace Analytical Field Sampling Log

| Site Name: Tomoka Landfill Semi-Annual | | Site Location: Volusia County, FL |
|---|---|---|
| Well #: B-8-1 | Sample ID: 3542752 | Date: 11/9 /11 |

## PURGING DATA

YSI: 02606/2697

| Well Diameter: 2" | Tubing Diameter: 3/8" | Well Screen Interval Depth: Feet to | Static Depth to Water: 14.12 | Sampling Device: PP |
|---|---|---|---|---|

Well Volume Purge: (Total Well Depth– Static Depth to Water) X Well Capacity= Well Volume

( 47.91 - 14.12 ) X 0.16 Gallons/Foot = 5.4064 Gallons

Equipment Volume Purge: Pump Volume + (Tubing Capacity X Tubing Length) + Flow Cell Volume= Equipment Volume

+( X )+ = Gallons

| Initial Pump or Tubing Depth in Well (Feet): 17 | Final Pump or Tubing Depth in Well: 17 | Purging Initiated At: 1039 | Purging Ended At: 1059 | Total Volume Purged (Gallons): 10.00 |
|---|---|---|---|---|

| Time | Volume Purged (Gal) | CUMUL Volume Purged (Gal) | Purge Rate (gpm) | Depth to Water (Feet) | pH (Standard Units) | Temp. (°C) | Conductivity (µmhos/cm or mS/cm) | Dissolved Oxygen (circle mg/L or % saturation) | Turbidity (NTUs) | Color (Describe) | Odor (Describe) | ORP |
|---|---|---|---|---|---|---|---|---|---|---|---|---|
| 1050 | 5.50 | 5.50 | .50 | 14.59 | 6.33 | 24.13 | 561 | 0.18 | 0.00 | NONE | NONE | -67.3 |
| 1053 | 1.50 | 7.00 | \| | 14.59 | 6.43 | 24.07 | 608 | 0.17 | 0.23 | \| | \| | -68.7 |
| 1056 | 1.50 | 8.50 | \| | 14.59 | 6.46 | 24.01 | 609 | 0.14 | 0.16 | \| | \| | -70.4 |
| 1059 | 1.50 | 10.00 | \| | 14.59 | 6.47 | 23.97 | 616 | 0.16 | 0.24 | \| | \| | -74.6 |
| | | | | | | | | | | | | |
| | | | | | | | | | | | | |
| | | | | | | | | | | | | |
| | | | | | | | | | | | | |
| | | | | | | | | | | | | |
| | | | | | | | | | | | | |

Well Capacity (Gallons Per Foot): 0.75" = 0.02; 1" = 0.04; 1.25" = 0.06; 2" = 0.16; 3" = 0.37; 4" = 0.65; 5" = 1.02; 6" = 1.47; 12" = 5.88
Tubing Inside DIA. Capacity (Gal./Ft.): 1/8" = 0.0006; 3/16" = 0.0014; 1/4" = 0.0026; 5/16" = 0.004; 3/8" = 0.006; 1/2" = 0.010; 5/8" = 0.016

## SAMPLING DATA

| Sampled By (Print) | Sampler(s) Signatures | Sampling Initiated At: | Sampling Ended At: |
|---|---|---|---|
| James Stockbridge / Pace | | 1100 | 1110 |

| Pump or Tubing Depth in Well (Feet): | Sample Pump Flow Rate (mL per minute): | Tubing Material Code: | Field Decontamination: | Field-Filtered: | Duplicate: |
|---|---|---|---|---|---|
| 17 | 100-200ml | PE | [Yes] [No] | [Yes] [No] Filter Size: ___ µm | [Yes] [No] |

| Sample ID Code | # Containers | Material Code | Volume | Preservative Used | Total Volume Added in Field (mL) | Final pH | Intended Analysis and/or Method | Sampling Equipment Code |
|---|---|---|---|---|---|---|---|---|
| | | | | | | | | |
| | | | | | | | | |
| | | | | | | | | |
| | | | | | | | | |
| | | | | | | | | |

**Weather Conditions**
[ ] Sunny
[ ] Partly Cloudy
[/] Cloudy
Temperature: 72
Rain: [Yes] [No]
Wind Speed: 5-10
Wind Direction: N

[ ] **Surface Water** Taken From:
Total Depth:_____ [ ] Shore [ ] Surface
Type: [ ] Lake [ ] Stream [ ] Boat [ ] Mid-Depth
[ ] River [ ] Other _____ [ ] Bridge [ ] Bottom
[ ] Wading [ ] Other

[ ] **Waste Water**: Start Time _____ Finish Time _____
Sampling Point:_____ Volume:_____
[ ] Composite [ ] Grab
mL per: [ ] Hour [ ] ½ Hour [ ]

[ ] Soils/Sediment Sampling Point: Sample Depth: [ ] Composite [ ] Grab

[ ] Drum Waste Type: Layers [Yes] [No] [ ] Composite [ ] Grab

[ ] Other: Sampling Point: Sample Depth: [ ] Composite [ ] Grab

**Discharged Method** [/] **Ground** [ ] **Barrel** **On Ice @** 1111 **Bottles Preserved <2pH**

Field Notes:

**See Work Order/Bottle Order**

# Pace Analytical Field Sampling Log

| Site Name: Tomoka Landfill Semi-Annual | | Site Location: Volusia County, FL |
|---|---|---|
| Well #: B-8-2 | Sample ID: 3542752 | Date: 11/9 /11 |

## PURGING DATA

YSI: 02606/2697

| Well Diameter: 2" | Tubing Diameter: 3/8" | Well Screen Interval Depth: Feet to | Static Depth to Water: 6.22 | Sampling Device: PP |
|---|---|---|---|---|

Well Volume Purge: (Total Well Depth– Static Depth to Water) X Well Capacity= Well Volume

( 33.21 - 6.22 ) X 0.16 Gallons/Foot = 4.3184 Gallons

Equipment Volume Purge: Pump Volume + (Tubing Capacity X Tubing Length) + Flow Cell Volume= Equipment Volume

+( X )+ = Gallons

| Initial Pump or Tubing Depth in Well (Feet): 10 | Final Pump or Tubing Depth in Well: 10 | Purging Initiated At: 1118 | Purging Ended At: 1146 | Total Volume Purged (Gallons): 7.00 |
|---|---|---|---|---|

| Time | Volume Purged (Gal) | CUMUL Volume Purged (Gal) | Purge Rate (gpm) | Depth to Water (Feet) | pH (Standard Units) | Temp. (°C) | Conductivity (µmhos/cm or mS/cm) | Dissolved Oxygen (circle mg/L or % saturation) | Turbidity (NTUs) | Color (Describe) | Odor (Describe) | ORP |
|---|---|---|---|---|---|---|---|---|---|---|---|---|
| 1136 | 4.50 | 4.50 | .25 | 7.88 | 5.54 | 25.17 | 980 | 0.21 | 0.41 | none | none | 10.6 |
| 1141 | 1.25 | 5.75 | | 7.88 | 5.54 | 25.10 | 978 | 0.21 | 0.76 | | | 10.7 |
| 1146 | 1.25 | 7.00 | | 7.88 | 5.55 | 24.99 | 969 | 0.20 | 0.09 | | | 11.1 |
| | | | | | | | | | | | | |
| | | | | | | | | | | | | |
| | | | | | | | | | | | | |
| | | | | | | | | | | | | |
| | | | | | | | | | | | | |
| | | | | | | | | | | | | |
| | | | | | | | | | | | | |

Well Capacity (Gallons Per Foot): 0.75" = 0.02; 1" = 0.04; 1.25" = 0.06; 2" = 0.16; 3" = 0.37; 4" = 0.65; 5" = 1.02; 6" = 1.47; 12" = 5.88
Tubing Inside DIA. Capacity (Gal./Ft.): 1/8" = 0.0006; 3/16" = 0.0014; 1/4" = 0.0026; 5/16" = 0.004; 3/8" = 0.006; 1/2" = 0.010; 5/8" = 0.016

## SAMPLING DATA

| Sampled By (Print) James Stockbridge / Pace | Sampler(s) Signatures | Sampling Initiated At: 1147 | Sampling Ended At: 1156 |
|---|---|---|---|

| Pump or Tubing Depth in Well (Feet): 10 | Sample Pump Flow Rate (mL per minute): 100-200ml | Tubing Material Code: PE | Field Decontamination: [Yes] [No] | Field-Filtered: [Yes] [No] Filter Size: µm | Duplicate: [Yes] [No] |
|---|---|---|---|---|---|

| Sample ID Code | # Containers | Material Code | Volume | Preservative Used | Total Volume Added in Field (mL) | Final pH | Intended Analysis and/or Method | Sampling Equipment Code |
|---|---|---|---|---|---|---|---|---|
| | | | | | | | | |
| | | | | | | | | |
| | | | | | | | | |
| | | | | | | | | |
| | | | | | | | | |

**Weather Conditions**
[ ] Sunny
[ ] Partly Cloudy
[✓] Cloudy
Temperature: 74
Rain: [Yes] [No]
Wind Speed: 5-10
Wind Direction: N

[ ] **Surface Water** Taken From:
Total Depth:_____ [ ] Shore [ ] Surface
Type: [ ] Lake [ ] Stream [ ] Boat [ ] Mid-Depth
[ ] River [ ] Other _____ [ ] Bridge [ ] Bottom
[ ] Wading [ ] Other

[ ] **Waste Water**: Start Time _____ Finish Time _____
Sampling Point:_____ Volume:_____
[ ] Composite [ ] Grab
mL per: [ ] Hour [ ] ½ Hour [ ]

[ ] Soils/Sediment Sampling Point: Sample Depth: [ ] Composite [ ] Grab

[ ] Drum Waste Type: Layers [Yes] [No] [ ] Composite [ ] Grab

[ ] Other: Sampling Point: Sample Depth: [ ] Composite [ ] Grab

**Discharged Method** [✓] **Ground** [ ] **Barrel** **On Ice @** 1157 **Bottles Preserved <2pH**

Field Notes:

**See Work Order/Bottle Order**

:\Field\Field Sheets

# Pace Analytical Field Sampling Log



| Site Name: Tomoka Landfill Semi-Annual | Site Location: Volusia County, FL | |
|---|---|---|
| Well #: B33-2 | Sample ID: 3542752 | Date: 11/9/11 |

## PURGING DATA

YSI 2606/2697

| Well Diameter: 2" | Tubing Diameter: 3/8" | Well Screen Interval Depth: Feet to | Static Depth to Water: 4.04 | Sampling Device: PP |
|---|---|---|---|---|

Well Volume Purge: (Total Well Depth– Static Depth to Water) X Well Capacity= Well Volume

(17.76 - 4.04 ) X 0.16 Gallons/Foot = 2.1952 Gallons

Equipment Volume Purge: Pump Volume + (Tubing Capacity X Tubing Length) + Flow Cell Volume= Equipment Volume

+( X )+ = Gallons

| Initial Pump or Tubing Depth in Well (Feet): 9 | Final Pump or Tubing Depth in Well: 10 | Purging Initiated At: 1130 | Purging Ended At: 1218 | Total Volume Purged (Gallons): 11.50 |
|---|---|---|---|---|

| Time | Volume Purged (Gal) | CUMUL Volume Purged (Gal) | Purge Rate (gpm) | Depth to Water (Feet) | pH (Standard Units) | Temp. (°C) | Conductivity (µmhos/cm or µS/cm) | Dissolved Oxygen (circle mg/L or % saturation) | Turbidity (NTUs) | Color (Describe) | Odor (Describe) | ORP |
|---|---|---|---|---|---|---|---|---|---|---|---|---|
| 1139 | 2.25 | 2.25 | .25 | 8.45 | 8.05 | 23.95 | 1251 | 0.15 | 15.7 | BROWN | SLIGHT | -3.1 |
| 1142 | .75 | 3.0 | | 8.60 | 8.08 | 23.89 | 1271 | 0.21 | 10.82 | | | -8.4 |
| 1145 | .75 | 3.75 | | 8.97 | 8.02 | 24.17 | 1273 | 0.27 | 15.1 | | | -7.0 |
| 1148 | .75 | 4.50 | | 9.0 | 7.96 | 24.30 | 1264 | 0.39 | 24.5 | | | -4.8 |
| 1151 | .75 | 5.25 | | 8.95 | 7.92 | 24.51 | 1252 | 0.46 | 30.0 | | | -3.6 |
| 1154 | .75 | 6.0 | | | 7.90 | 24.42 | 1244 | 0.43 | 32.2 | | | -3.7 |
| 1157 | .75 | 6.75 | | 8.98 | 7.89 | 24.54 | 1245 | 0.32 | 33.7 | | | -4.9 |
| 1200 | .75 | 7.0 | | 9.10 | 7.88 | 24.35 | 1257 | 0.29 | 33.7 | | | -4.9 |
| 1203 | .75 | 7.75 | | 9.20 | 7.87 | 24.55 | 1264 | 0.34 | 30.6 | | | -6.9 |
| 1206 | .75 | 8.50 | | 9.33 | 7.87 | 24.44 | 1265 | 0.29 | 30.0 | | | -7.5 |

Well Capacity (Gallons Per Foot): 0.75" = 0.02; 1" = 0.04; 1.25" = 0.06; 2" = 0.16; 3" = 0.37; 4" = 0.65; 5" = 1.02; 6" = 1.47; 12" = 5.88
Tubing Inside DIA. Capacity (Gal./Ft.): 1/8" = 0.0006; 3/16" = 0.0014; 1/4" = 0.0026; 5/16" = 0.004; 3/8" = 0.006; 1/2" = 0.010; 5/8" = 0.016

## SAMPLING DATA

| Sampled By (Print) | Sampler(s) Signatures | Sampling Initiated At: | Sampling Ended At: |
|---|---|---|---|
| Roger Higdon / Pace | R. Higdon | 1219 | 1231 |

| Pump or Tubing Depth in Well (Feet): | Sample Pump Flow Rate (mL per minute): | Tubing Material Code: | Field Decontamination: | Field-Filtered: | Duplicate: |
|---|---|---|---|---|---|
| 10 | 100-200ml | PE | [Yes] [No] | [Yes] [No] Filter Size: µm | [Yes] [No] |

| Sample ID Code | # Containers | Material Code | Volume | Preservative Used | Total Volume Added in Field (mL) | Final pH | Intended Analysis and/or Method | Sampling Equipment Code |
|---|---|---|---|---|---|---|---|---|
| | | | | | | | | |
| | | | | | | | | |
| | | | | | | | | |
| | | | | | | | | |
| | | | | | | | | |

**Weather Conditions**
[ ] Sunny
[✓] Partly Cloudy
[ ] Cloudy
Temperature: 84.0
Rain: [Yes] [No]
Wind Speed: 5-10
Wind Direction: SW

[ ] **Surface Water** Taken From:
Total Depth:_____ [ ] Shore [ ] Surface
Type: [ ] Lake [ ] Stream [ ] Boat [ ] Mid-Depth
[ ] River [ ] Other _____ [ ] Bridge [ ] Bottom
[ ] Wading [ ] Other

[ ] **Waste Water:** Start Time _____ Finish Time _____
Sampling Point:_____ Volume:_____
[ ] Composite [ ] Grab
mL per: [ ] Hour [ ] ½ Hour [ ]

[ ] Soils/Sediment Sampling Point: Sample Depth: [ ] Composite [ ] Grab

[ ] Drum Waste Type: Layers [Yes] [No] [ ] Composite [ ] Grab

[ ] Other: Sampling Point: Sample Depth: [ ] Composite [ ] Grab

**Discharged Method** [✓] **Ground** [ ] **Barrel** **On Ice @** 1232 **Bottles Preserved <2pH**

Field Notes: Purged out 5 well volumes due to turbidity and temp° issues.

**See Work Order/Bottle Order**

# Pace Analytical Field Sampling Log

Pg. 2 of 2

| Site Name: Tomoka Landfill Semi-Annual | Site Location: Volusia County, FL | |
|---|---|---|
| Well #: B33-2 | Sample ID: 9542752 | Date: 11 / 9 / 11 |

## PURGING DATA

YSI 2606/2697

| Well Diameter: 2" | Tubing Diameter: 3/8" | Well Screen Interval Depth: Feet to | Static Depth to Water: | Sampling Device: PP |
|---|---|---|---|---|

Well Volume Purge: (Total Well Depth– Static Depth to Water) X Well Capacity= Well Volume

( - ) X 0.16 Gallons/Foot = Gallons

Equipment Volume Purge: Pump Volume + (Tubing Capacity X Tubing Length) + Flow Cell Volume= Equipment Volume

+( X )+ = Gallons

| ~~Initial Pump or Tubing Depth in Well (Feet):~~ | ~~Final Pump or Tubing Depth in Well:~~ | ~~Purging Initiated At:~~ | ~~Purging Ended At:~~ | ~~Total Volume Purged (Gallons):~~ |
|---|---|---|---|---|

| Time | Volume Purged (Gal) | CUMUL Volume Purged (Gal) | Purge Rate (gpm) | Depth to Water (Feet) | pH (Standard Units) | Temp. (°C) | Conductivity (µmhos/cm or µS/cm) | Dissolved Oxygen (circle mg/L or % saturation) | Turbidity (NTUs) | Color (Describe) | Odor (Describe) | ORP |
|---|---|---|---|---|---|---|---|---|---|---|---|---|
| 1209 | .75 | 9.25 | .25 | 9.33 | 7.85 | 24.64 | 1262 | 0.21 | 32.5 | BROWN | slight | -8.6 |
| 1212 | .75 | 10.0 | | 9.50 | 7.84 | 24.71 | 1267 | 0.25 | 33.8 | | | -8.7 |
| 1215 | .75 | 10.75 | | | 7.84 | 24.71 | 1272 | 0.16 | 36.2 | | | -9.7 |
| 1218 | .75 | 11.50 | | | 7.83 | 24.78 | 1276 | 0.14 | 36.4 | | | -10.6 |

Well Capacity (Gallons Per Foot): 0.75" = 0.02; 1" = 0.04; 1.25" = 0.06; 2" = 0.16; 3" = 0.37; 4" = 0.65; 5" = 1.02; 6" = 1.47; 12" = 5.88
Tubing Inside DIA. Capacity (Gal./Ft.): 1/8" = 0.0006; 3/16" = 0.0014; 1/4" = 0.0026; 5/16" = 0.004; 3/8" = 0.006; 1/2" = 0.010; 5/8" = 0.016

## SAMPLING DATA

| Sampled By (Print) | Sampler(s) Signatures | Sampling Initiated At: | Sampling Ended At: |
|---|---|---|---|
| Roger Higdon / Pace | R Higdon | 1219 | 1231 |

| Pump or Tubing Depth in Well (Feet): | Sample Pump Flow Rate (mL per minute): | Tubing Material Code: | Field Decontamination: | Field-Filtered: | Duplicate: |
|---|---|---|---|---|---|
| | 100-200ml | PE | [Yes] [No] | [Yes] [No] Filter Size: ___ µm | [Yes] [No] |

| Sample ID Code | # Containers | Material Code | Volume | Preservative Used | Total Volume Added in Field (mL) | Final pH | Intended Analysis and/or Method | Sampling Equipment Code |
|---|---|---|---|---|---|---|---|---|
| | | | | | | | | |

**Weather Conditions**
[ ] Sunny
[ ] Partly Cloudy
[ ] Cloudy
Temperature:
Rain: [Yes] [No]
Wind Speed:
Wind Direction:

[ ] **Surface Water** Taken From:
Total Depth:_____ [ ] Shore [ ] Surface
Type: [ ] Lake [ ] Stream [ ] Boat [ ] Mid-Depth
[ ] River [ ] Other _____ [ ] Bridge [ ] Bottom
[ ] Wading [ ] Other

[ ] **Waste Water**: Start Time _____ Finish Time _____
Sampling Point:_____ Volume:_____
[ ] Composite [ ] Grab
mL per: [ ] Hour [ ] ½ Hour [ ]

[ ] Soils/Sediment Sampling Point: Sample Depth: [ ] Composite [ ] Grab

[ ] Drum Waste Type: Layers [Yes] [No] [ ] Composite [ ] Grab

[ ] Other: Sampling Point: Sample Depth: [ ] Composite [ ] Grab

**Discharged Method** [✓] **Ground** [ ] **Barrel** **On Ice @** 1234 **Bottles Preserved <2pH**

Field Notes: SEE NOTES ON Page 1.

:\Field\Field Sheets

**See Work Order/Bottle Order**

# Pace Analytical Field Sampling Log

| Site Name: Tomoka Landfill Semi-Annual | | Site Location: Volusia County, FL |
|---|---|---|
| Well #: B-2 | Sample ID: 3542752 | Date: 11/9 /11 |

## PURGING DATA

YSI: 02606/2697

| Well Diameter: 2" | Tubing Diameter: 3/8" | Well Screen Interval Depth: Feet to | Static Depth to Water: 7.25 | Sampling Device: PP |
|---|---|---|---|---|

Well Volume Purge: (Total Well Depth– Static Depth to Water) X Well Capacity= Well Volume

(27.30 - 7.25 ) X 0.16 Gallons/Foot = 3.208 Gallons

Equipment Volume Purge: Pump Volume + (Tubing Capacity X Tubing Length) + Flow Cell Volume= Equipment Volume

+( X )+ = Gallons

| Initial Pump or Tubing Depth in Well (Feet): 10 | Final Pump or Tubing Depth in Well: 10 | Purging Initiated At: 1205 | Purging Ended At: 1229 | Total Volume Purged (Gallons): 5.25 |
|---|---|---|---|---|

| Time | Volume Purged (Gal) | CUMUL Volume Purged (Gal) | Purge Rate (gpm) | Depth to Water (Feet) | pH (Standard Units) | Temp. (°C) | Conductivity (µmhos/cm or µS/cm) | Dissolved Oxygen (circle mg/L or % saturation) | Turbidity (NTUs) | Color (Describe) | Odor (Describe) | ORP |
|---|---|---|---|---|---|---|---|---|---|---|---|---|
| 1221 | 3.25 | 3.25 | .25 | 9.10 | 5.38 | 23.96 | 891 | 0.25 | 1.90 | none | none | 33.6 |
| 1225 | 1.00 | 4.25 | 1 | 9.10 | 5.39 | 23.96 | 887 | 0.23 | 3.18 | 1 | 1 | 31.4 |
| 1229 | 1.00 | 5.25 | 1 | 9.10 | 5.40 | 23.98 | 888 | 0.21 | 4.28 | 1 | 1 | 30.8 |
| | | | | | | | | | | | | |
| | | | | | | | | | | | | |
| | | | | | | | | | | | | |
| | | | | | | | | | | | | |
| | | | | | | | | | | | | |
| | | | | | | | | | | | | |
| | | | | | | | | | | | | |

Well Capacity (Gallons Per Foot): **0.75"** = 0.02; **1"** = 0.04; **1.25"** = 0.06; **2"** = 0.16; **3"** = 0.37; **4"** = 0.65; **5"** = 1.02; **6"** = 1.47; **12"** = 5.88
**Tubing Inside DIA. Capacity** (Gal./Ft.): **1/8"** = 0.0006; **3/16"** = 0.0014; **1/4"** = 0.0026; **5/16"** = 0.004; **3/8"** = 0.006; **1/2"** = 0.010; **5/8"** = 0.016

## SAMPLING DATA

| Sampled By (Print) James Stockbridge / Pace | Sampler(s) Signatures | Sampling Initiated At: 1250 | Sampling Ended At: 1238 |
|---|---|---|---|

| Pump or Tubing Depth in Well (Feet): 10 | Sample Pump Flow Rate (mL per minute): 100-200ml | Tubing Material Code: PE | Field Decontamination: [Yes] [No] | Field-Filtered: [Yes] [No] Filter Size: µm | Duplicate: [Yes] [No] |
|---|---|---|---|---|---|

| Sample ID Code | # Containers | Material Code | Volume | Preservative Used | Total Volume Added in Field (mL) | Final pH | Intended Analysis and/or Method | Sampling Equipment Code |
|---|---|---|---|---|---|---|---|---|
| | | | | | | | | |
| | | | | | | | | |
| | | | | | | | | |
| | | | | | | | | |
| | | | | | | | | |

**Weather Conditions**
[ ] Sunny
[✓] Partly Cloudy
[ ] Cloudy
Temperature: 74
Rain: [Yes] [No]
Wind Speed: 5-10
Wind Direction: N

[ ] **Surface Water** Taken From:
Total Depth:_____ [ ] Shore [ ] Surface
Type: [ ] Lake [ ] Stream [ ] Boat [ ] Mid-Depth
[ ] River [ ] Other _____ [ ] Bridge [ ] Bottom
[ ] Wading [ ] Other

[ ] **Waste Water**: Start Time _____ Finish Time _____
Sampling Point:_____ Volume:_____
[ ] Composite [ ] Grab
mL per: [ ] Hour [ ] ½ Hour [ ]

[ ] Soils/Sediment Sampling Point: Sample Depth: [ ] Composite [ ] Grab

[ ] Drum Waste Type: Layers [Yes] [No] [ ] Composite [ ] Grab

[ ] Other: Sampling Point: Sample Depth: [ ] Composite [ ] Grab

**Discharged Method** [✓] **Ground** [ ] **Barrel** **On Ice @** 1239 **Bottles Preserved <2pH**

Field Notes: WELL LOCATED NEAR ENVIRO

**See Work Order/Bottle Order**

# Pace Analytical Field Sampling Log

| Site Name: Tomoka Landfill Semi-Annual | Site Location: Volusia County, FL |
|---|---|

| Well #: B63-1 | Sample ID: 3542752 | Date: 11/ /11 |
|---|---|---|

## PURGING DATA

*YSI: 02606/2697*

| Well Diameter: 2" | Tubing Diameter: 3/8" | Well Screen Interval Depth: Feet to | Static Depth to Water: 2.52 | Sampling Device: PP |
|---|---|---|---|---|

Well Volume Purge: (Total Well Depth– Static Depth to Water) X Well Capacity= Well Volume

( 36.42 - 2.52 ) X 0.16 Gallons/Foot = 4.464 Gallons

Equipment Volume Purge: Pump Volume + (Tubing Capacity X Tubing Length) + Flow Cell Volume= Equipment Volume

+( X )+ = Gallons

| Initial Pump or Tubing Depth in Well (Feet): 8 | Final Pump or Tubing Depth in Well: 8 | Purging Initiated At: 1243 | Purging Ended At: 1316 | Total Volume Purged (Gallons): 7.00 |
|---|---|---|---|---|

| Time | Volume Purged (Gal) | CUMUL Volume Purged (Gal) | Purge Rate (gpm) | Depth to Water (Feet) | pH (Standard Units) | Temp. (°C) | Conductivity (µmhos/cm or mS/cm) | Dissolved Oxygen (circle mg/L or % saturation) | Turbidity (NTUs) | Color (Describe) | Odor (Describe) | ORP |
|---|---|---|---|---|---|---|---|---|---|---|---|---|
| 1306 | 4.50 | 4.50 | .25 | 4.32 | 6.42 | 23.70 | 535 | 0.25 | 1.40 | None | None | -79.6 |
| 1311 | 1.25 | 5.75 | 1 | 4.32 | 6.46 | 23.71 | 535 | 0.26 | 2.69 | 1 | 1 | -20.4 |
| 1316 | 1.25 | 7.00 | | 4.32 | 6.49 | 23.73 | 535 | 0.25 | 3.44 | 1 | 1 | -21.6 |
| | | | | | | | | | | | | |
| | | | | | | | | | | | | |
| | | | | | | | | | | | | |
| | | | | | | | | | | | | |
| | | | | | | | | | | | | |
| | | | | | | | | | | | | |
| | | | | | | | | | | | | |

Well Capacity (Gallons Per Foot): 0.75" = 0.02; 1" = 0.04; 1.25" = 0.06; 2" = 0.16; 3" = 0.37; 4" = 0.65; 5" = 1.02; 6" = 1.47; 12" = 5.88
Tubing Inside DIA. Capacity (Gal./Ft.): 1/8" = 0.0006; 3/16" = 0.0014; 1/4" = 0.0026; 5/16" = 0.004; 3/8" = 0.006; 1/2" = 0.010; 5/8" = 0.016

## SAMPLING DATA

| Sampled By (Print) James Stockbridge / Pace | Sampler(s) Signatures | Sampling Initiated At: 1317 | Sampling Ended At: 1325 |
|---|---|---|---|

| Pump or Tubing Depth in Well (Feet): 8 | Sample Pump Flow Rate (mL per minute): 100-200ml | Tubing Material Code: PE | Field Decontamination: [Yes] [No] | Field-Filtered: [Yes] [No] Filter Size: µm | Duplicate: [Yes] [No] |
|---|---|---|---|---|---|

| Sample ID Code | # Containers | Material Code | Volume | Preservative Used | Total Volume Added in Field (mL) | Final pH | Intended Analysis and/or Method | Sampling Equipment Code |
|---|---|---|---|---|---|---|---|---|
| | | | | | | | | |
| | | | | | | | | |
| | | | | | | | | |
| | | | | | | | | |
| | | | | | | | | |

**Weather Conditions**
[ ] Sunny
[✓] Partly Cloudy
[ ] Cloudy
Temperature: 76
Rain: [Yes] [No]
Wind Speed: 5
Wind Direction: N

[ ] **Surface Water** Taken From:
Total Depth:_____ [ ] Shore [ ] Surface
Type: [ ] Lake [ ] Stream [ ] Boat [ ] Mid-Depth
[ ] River [ ] Other _____ [ ] Bridge [ ] Bottom
[ ] Wading [ ] Other

[ ] **Waste Water**: Start Time _____ Finish Time _____
Sampling Point:_____ Volume:_____
[ ] Composite [ ] Grab
mL per: [ ] Hour [ ] ½ Hour [ ]

[ ] Soils/Sediment Sampling Point: Sample Depth: [ ] Composite [ ] Grab

[ ] Drum Waste Type: Layers [Yes] [No] [ ] Composite [ ] Grab

[ ] Other: Sampling Point: Sample Depth: [ ] Composite [ ] Grab

**Discharged Method** [✓] **Ground** [ ] **Barrel** **On Ice @** 1320 **Bottles Preserved <2pH**

Field Notes:

**See Work Order/Bottle Order**

:\Field\Field Sheets

# Pace Analytical Field Sampling Log

| Site Name: Tomoka Landfill Semi-Annual | Site Location: Volusia County, FL | |
|---|---|---|
| Well #: B33-1 | Sample ID: 5542752 | Date: 11 / 9 / 11 |

## PURGING DATA

YSI 2606/2697

| Well Diameter: 2" | Tubing Diameter: 3/8" | Well Screen Interval Depth: Feet to | Static Depth to Water: 6.80 | Sampling Device: PP |
|---|---|---|---|---|

Well Volume Purge: (Total Well Depth– Static Depth to Water) X Well Capacity= Well Volume

(39.52 - 6.80 ) X 0.16 Gallons/Foot = 5.2352 Gallons

Equipment Volume Purge: Pump Volume + (Tubing Capacity X Tubing Length) + Flow Cell Volume= Equipment Volume

+( X )+ = Gallons

| Initial Pump or Tubing Depth in Well (Feet): 12 | Final Pump or Tubing Depth in Well: 12 | Purging Initiated At: 1252 | Purging Ended At: 1321 | Total Volume Purged (Gallons): 14.5 |
|---|---|---|---|---|

| Time | Volume Purged (Gal) | CUMUL Volume Purged (Gal) | Purge Rate (gpm) | Depth to Water (Feet) | pH (Standard Units) | Temp. (°C) | Conductivity (µmhos/cm or µS/cm) | Dissolved Oxygen (circle mg/L or % saturation) | Turbidity (NTUs) | Color (Describe) | Odor (Describe) | ORP |
|---|---|---|---|---|---|---|---|---|---|---|---|---|
| 1303 | 5.50 | 5.50 | .50 | 7.73 | 7.72 | 24.86 | 374 | 0.97 | 1.39 | BROWN | slight | 5.7 |
| 1306 | 1.50 | 7.0 | | | 7.69 | 24.69 | 374 | 1.00 | 1.50 | | | 4.8 |
| 1309 | 1.50 | 8.5 | | | 7.61 | 24.53 | 422 | 0.97 | 0.68 | | | 5.1 |
| 1312 | 1.50 | 10.0 | | | 7.56 | 24.13 | 467 | 0.90 | 1.19 | | | 5.6 |
| 1315 | 1.50 | 11.5 | | | 7.55 | 23.95 | 467 | 0.83 | 1.09 | | | 3.8 |
| 1318 | 1.50 | 13.0 | | | 7.54 | 23.94 | 467 | 0.74 | 0.87 | | | 3.7 |
| 1321 | 1.50 | 14.5 | | | 7.52 | 24.11 | 467 | 0.70 | 1.24 | | | 3.5 |
| | | | | | | | | | | | | |
| | | | | | | | | | | | | |
| | | | | | | | | | | | | |

Well Capacity (Gallons Per Foot): 0.75" = 0.02; 1" = 0.04; 1.25" = 0.06; 2" = 0.16; 3" = 0.37; 4" = 0.65; 5" = 1.02; 6" = 1.47; 12" = 5.88
Tubing Inside DIA. Capacity (Gal./Ft.): 1/8" = 0.0006; 3/16" = 0.0014; 1/4" = 0.0026; 5/16" = 0.004; 3/8" = 0.006; 1/2" = 0.010; 5/8" = 0.016

## SAMPLING DATA

| Sampled By (Print) | Sampler(s) Signatures | Sampling Initiated At: | Sampling Ended At: |
|---|---|---|---|
| Roger Higdon / Pace | R. Higdon | 1322 | 1334 |

| Pump or Tubing Depth in Well (Feet): | Sample Pump Flow Rate (mL per minute): | Tubing Material Code: | Field Decontamination: | Field-Filtered: | Duplicate: |
|---|---|---|---|---|---|
| 12 | 100-200ml | PE | [Yes] [No] | [Yes] [No] Filter Size: µm | [Yes] [No] |

| Sample ID Code | # Containers | Material Code | Volume | Preservative Used | Total Volume Added in Field (mL) | Final pH | Intended Analysis and/or Method | Sampling Equipment Code |
|---|---|---|---|---|---|---|---|---|
| | | | | | | | | |
| | | | | | | | | |
| | | | | | | | | |
| | | | | | | | | |
| | | | | | | | | |

**Weather Conditions**
[ ] Sunny
[✓] Partly Cloudy
[ ] Cloudy
Temperature: 90°
Rain: [Yes] [No]
Wind Speed: 5-8
Wind Direction: SE

[ ] **Surface Water** Taken From:
Total Depth:_____ [ ] Shore [ ] Surface
Type: [ ] Lake [ ] Stream [ ] Boat [ ] Mid-Depth
[ ] River [ ] Other _____ [ ] Bridge [ ] Bottom
[ ] Wading [ ] Other

[ ] **Waste Water:** Start Time _____ Finish Time _____
Sampling Point:_____ Volume:_____
[ ] Composite [ ] Grab
mL per: [ ] Hour [ ] ½ Hour [ ]

[ ] Soils/Sediment Sampling Point: Sample Depth: [ ] Composite [ ] Grab

[ ] Drum Waste Type: Layers [Yes] [No] [ ] Composite [ ] Grab

[ ] Other: Sampling Point: Sample Depth: [ ] Composite [ ] Grab

**Discharged Method** [✓] **Ground** [ ] **Barrel** **On Ice @** 1335 **Bottles Preserved <2pH**

Field Notes:

**See Work Order/Bottle Order**

:\Field\Field Sheets

# Pace Analytical Field Sampling Log

| Site Name: Tomoka Landfill Semi-Annual | Site Location: Volusia County, FL |
|---|---|

| Well #: BL3-2 | Sample ID: 7542752 | Date: 11/9 /11 |
|---|---|---|

## PURGING DATA

YSI: 02606/2697

| Well Diameter: 2" | Tubing Diameter: 3/8" | Well Screen Interval Depth: Feet to | Static Depth to Water: 2.82 | Sampling Device: PP |
|---|---|---|---|---|

Well Volume Purge: (Total Well Depth– Static Depth to Water) X Well Capacity= Well Volume

( 14.35 - 2.82 ) X 0.16 Gallons/Foot = 1.8448 Gallons

Equipment Volume Purge: Pump Volume + (Tubing Capacity X Tubing Length) + Flow Cell Volume= Equipment Volume

+( X )+ = Gallons

| Initial Pump or Tubing Depth in Well (Feet): 4 | Final Pump or Tubing Depth in Well: 4 | Purging Initiated At: 1332 | Purging Ended At: 1344 | Total Volume Purged (Gallons): 3.00 |
|---|---|---|---|---|

| Time | Volume Purged (Gal) | CUMUL Volume Purged (Gal) | Purge Rate (gpm) | Depth to Water (Feet) | pH (Standard Units) | Temp. (°C) | Conductivity (µmhos/cm or (µS/cm)) | Dissolved Oxygen (circle mg/L or % saturation) | Turbidity (NTUs) | Color (Describe) | Odor (Describe) | ORP |
|---|---|---|---|---|---|---|---|---|---|---|---|---|
| 1340 | 2.00 | 2.00 | .25 | 3.76 | 6.78 | 24.22 | 6.76 | 0.52 | 9.41 | None | Yes | -67.4 |
| 1342 | .50 | 2.50 | 1 | 3.76 | 6.78 | 24.25 | 6.75 | 0.39 | 4.50 | 1 | 1 | -72.7 |
| 1344 | .50 | 3.00 | 1 | 3.76 | 6.78 | 24.27 | 6.75 | 0.34 | 3.86 | 1 | 1 | -75.5 |
| | | | | | | | | | | | | |
| | | | | | | | | | | | | |
| | | | | | | | | | | | | |
| | | | | | | | | | | | | |
| | | | | | | | | | | | | |
| | | | | | | | | | | | | |
| | | | | | | | | | | | | |

Well Capacity (Gallons Per Foot): 0.75" = 0.02; 1" = 0.04; 1.25" = 0.06; 2" = 0.16; 3" = 0.37; 4" = 0.65; 5" = 1.02; 6" = 1.47; 12" = 5.88
Tubing Inside DIA. Capacity (Gal./Ft.): 1/8" = 0.0006; 3/16" = 0.0014; 1/4" = 0.0026; 5/16" = 0.004; 3/8" = 0.006; 1/2" = 0.010; 5/8" = 0.016

## SAMPLING DATA

| Sampled By (Print) | Sampler(s) Signatures | Sampling Initiated At: | Sampling Ended At: |
|---|---|---|---|
| James Stockbridge / Pace | | 1345 | 1352 |

| Pump or Tubing Depth in Well (Feet): | Sample Pump Flow Rate (mL per minute): | Tubing Material Code: | Field Decontamination: | Field-Filtered: | Duplicate: |
|---|---|---|---|---|---|
| 4 | 100-200ml | PE | [Yes] [No] | [Yes] [No] Filter Size: ___ µm | [Yes] [No] |

| Sample ID Code | # Containers | Material Code | Volume | Preservative Used | Total Volume Added in Field (mL) | Final pH | Intended Analysis and/or Method | Sampling Equipment Code |
|---|---|---|---|---|---|---|---|---|
| | | | | | | | | |
| | | | | | | | | |
| | | | | | | | | |
| | | | | | | | | |
| | | | | | | | | |

**Weather Conditions**
[ ] Sunny
[ ] Partly Cloudy
[X] Cloudy
Temperature: 76
Rain: [Yes] [No]
Wind Speed: 5-10
Wind Direction: N

[ ] **Surface Water** Taken From:
Total Depth:_____
Type: [ ] Lake [ ] Stream [ ] River [ ] Other _____
[ ] Shore [ ] Surface [ ] Boat [ ] Mid-Depth [ ] Bridge [ ] Bottom [ ] Wading [ ] Other

[ ] **Waste Water:** Start Time _____ Finish Time _____
Sampling Point:_____ Volume:_____
[ ] Composite [ ] Grab
mL per: [ ] Hour [ ] ½ Hour [ ]

[ ] Soils/Sediment Sampling Point: Sample Depth: [ ] Composite [ ] Grab

[ ] Drum Waste Type: Layers [Yes] [No] [ ] Composite [ ] Grab

[ ] Other: Sampling Point: Sample Depth: [ ] Composite [ ] Grab

**Discharged Method** [X] **Ground** [ ] **Barrel** **On Ice @** 1353 **Bottles Preserved <2pH**

Field Notes:

**See Work Order/Bottle Order**

:\Field\Field Sheets

# Pace Analytical Field Sampling Log

| Site Name: Tomoka Landfill Semi-Annual | Site Location: Volusia County, FL |
|---|---|
| Well #: B32 / Sample ID: 3542752 | Date: 11 / 9 / 11 |

## PURGING DATA

YSI 2606/2697

| Well Diameter: 2" | Tubing Diameter: 3/8" | Well Screen Interval Depth: Feet to | Static Depth to Water: 3.55 | Sampling Device: PP |
|---|---|---|---|---|

Well Volume Purge: (Total Well Depth– Static Depth to Water) X Well Capacity= Well Volume

(31.25 - 3.55) X 0.16 Gallons/Foot = 4.432 Gallons

Equipment Volume Purge: Pump Volume + (Tubing Capacity X Tubing Length) + Flow Cell Volume= Equipment Volume

+( X )+ = Gallons

| Initial Pump or Tubing Depth in Well (Feet): 9 | Final Pump or Tubing Depth in Well: | Purging Initiated At: 1345 | Purging Ended At: 1407 | Total Volume Purged (Gallons): 11.0 |
|---|---|---|---|---|

| Time | Volume Purged (Gal) | CUMUL Volume Purged (Gal) | Purge Rate (gpm) | Depth to Water (Feet) | pH (Standard Units) | Temp. (°C) | Conductivity (µmhos/cm or µS/cm) | Dissolved Oxygen (circle mg/L or % saturation) | Turbidity (NTUs) | Color (Describe) | Odor (Describe) | ORP Rd 11-9-11 |
|---|---|---|---|---|---|---|---|---|---|---|---|---|
| 1355 | 5.0 | 5.0 | .50 | 4.45 | 8.18 | 23.54 | 456 | 1.08 | 9.76 | no | no | -74, -43.2 |
| 1355 | 1.50 | 6.50 | ↓ | ↓ | 8.49 | 23.50 | 486 | 0.43 | 3.19 | ↓ | ↓ | -48.3 |
| 1401 | 1.50 | 8.0 | ↓ | ↓ | 8.44 | 23.36 | 507 | 0.31 | 2.41 | ↓ | ↓ | -49.2 |
| 1404 | 1.50 | 9.50 | ↓ | ↓ | 8.40 | 23.39 | 511 | 0.26 | 2.13 | ↓ | ↓ | -49.6 |
| 1407 | 1.50 | 11.0 | ↓ | ↓ | 8.35 | 23.39 | 512 | 0.25 | 2.01 | ↓ | ↓ | -50.1 |
| | | | | | | | | | | | | |
| | | | | | | | | | | | | |
| | | | | | | | | | | | | |
| | | | | | | | | | | | | |
| | | | | | | | | | | | | |

Well Capacity (Gallons Per Foot): 0.75" = 0.02; 1" = 0.04; 1.25" = 0.06; 2" = 0.16; 3" = 0.37; 4" = 0.65; 5" = 1.02; 6" = 1.47; 12" = 5.88
Tubing Inside DIA. Capacity (Gal./Ft.): 1/8" = 0.0006; 3/16" = 0.0014; 1/4" = 0.0026; 5/16" = 0.004; 3/8" = 0.006; 1/2" = 0.010; 5/8" = 0.016

## SAMPLING DATA

| Sampled By (Print) | Sampler(s) Signatures | Sampling Initiated At: | Sampling Ended At: |
|---|---|---|---|
| Roger Higdon / Pace | R. Higdon | 1408 | 1420 |

| Pump or Tubing Depth in Well (Feet): | Sample Pump Flow Rate (mL per minute): | Tubing Material Code: | Field Decontamination: | Field-Filtered: | Duplicate: |
|---|---|---|---|---|---|
| | 100-200ml | PE | [Yes] [No] | [Yes] [No] Filter Size: µm | [Yes] [No] |

| Sample ID Code | # Containers | Material Code | Volume | Preservative Used | Total Volume Added in Field (mL) | Final pH | Intended Analysis and/or Method | Sampling Equipment Code |
|---|---|---|---|---|---|---|---|---|
| | | | | | | | | |
| | | | | | | | | |
| | | | | | | | | |
| | | | | | | | | |
| | | | | | | | | |

**Weather Conditions**
[ ] Sunny
[ ] Partly Cloudy
[✓] Cloudy
Temperature: 55
Rain: [Yes] [No]
Wind Speed: 5-10
Wind Direction: SE

[ ] **Surface Water** Taken From:
Total Depth:_____ [ ] Shore [ ] Surface
Type: [ ] Lake [ ] Stream [ ] Boat [ ] Mid-Depth
[ ] River [ ] Other _____ [ ] Bridge [ ] Bottom
[ ] Wading [ ] Other

[ ] **Waste Water:** Start Time _____ Finish Time _____
Sampling Point:_____ Volume:_____
[ ] Composite [ ] Grab
mL per: [ ] Hour [ ] ½ Hour [ ]

[ ] Soils/Sediment Sampling Point: Sample Depth: [ ] Composite [ ] Grab

[ ] Drum Waste Type: Layers [Yes] [No] [ ] Composite [ ] Grab

[ ] Other: Sampling Point: Sample Depth: [ ] Composite [ ] Grab

**Discharged Method** [✓] **Ground** [ ] **Barrel** **On Ice @** 1421 **Bottles Preserved <2pH**

Field Notes:

**See Work Order/Bottle Order**

:\Field\Field Sheets

# Pace Analytical Field Sampling Log

| Site Name: Tomoka Landfill Semi-Annual | | Site Location: Volusia County, FL |
|---|---|---|
| Well #: B35-1 | Sample ID: 3542752 | Date: 11/9 /11 |

## PURGING DATA

YSI: 02606/2697

| Well Diameter: 2" | Tubing Diameter: 3/8" | Well Screen Interval Depth: Feet to | Static Depth to Water: 1.95 | Sampling Device: PP |
|---|---|---|---|---|

Well Volume Purge: (Total Well Depth– Static Depth to Water) X Well Capacity= Well Volume

( 3390 - 1.95 ) X 0.16 Gallons/Foot = 5.112 Gallons

Equipment Volume Purge: Pump Volume + (Tubing Capacity X Tubing Length) + Flow Cell Volume= Equipment Volume

+( X )+ = Gallons

| Initial Pump or Tubing Depth in Well (Feet): 5 | Final Pump or Tubing Depth in Well: 6 | Purging Initiated At: 1415 | Purging Ended At: 1448 | Total Volume Purged (Gallons): 8.25 |
|---|---|---|---|---|

| Time | Volume Purged (Gal) | CUMUL Volume Purged (Gal) | Purge Rate (gpm) | Depth to Water (Feet) | pH (Standard Units) | Temp. (°C) | Conductivity (µmhos/cm or µS/cm) | Dissolved Oxygen (circle mg/L or % saturation) | Turbidity (NTUs) | Color (Describe) | Odor (Describe) | ORP |
|---|---|---|---|---|---|---|---|---|---|---|---|---|
| 1436 | 5.25 | 5.25 | .25 | 5.23 | 5.14 | 22.97 | 320 | 0.22 | 1.73 | none | Yes | 61.8 |
| 1442 | 1.50 | 6.75 | 1 | 5.23 | 5.20 | 22.91 | 324 | 0.20 | 1.52 | 1 | 1 | 52.4 |
| 1448 | 1.50 | 8.25 | 1 | 5.23 | 5.22 | 22.91 | 325 | 0.14 | 0.59 | 1 | 1 | 48.5 |
| | | | | | | | | | | | | |
| | | | | | | | | | | | | |
| | | | | | | | | | | | | |
| | | | | | | | | | | | | |
| | | | | | | | | | | | | |
| | | | | | | | | | | | | |
| | | | | | | | | | | | | |

Well Capacity (Gallons Per Foot): 0.75" = 0.02; 1" = 0.04; 1.25" = 0.06; 2" = 0.16; 3" = 0.37; 4" = 0.65; 5" = 1.02; 6" = 1.47; 12" = 5.88
Tubing Inside DIA. Capacity (Gal./Ft.): 1/8" = 0.0006; 3/16" = 0.0014; 1/4" = 0.0026; 5/16" = 0.004; 3/8" = 0.006; 1/2" = 0.010; 5/8" = 0.016

## SAMPLING DATA

| Sampled By (Print) | Sampler(s) Signatures | Sampling Initiated At: | Sampling Ended At: |
|---|---|---|---|
| James Stockbridge / Pace | | 1449 | 1456 |

| Pump or Tubing Depth in Well (Feet): | Sample Pump Flow Rate (mL per minute): | Tubing Material Code: | Field Decontamination: | Field-Filtered: | Duplicate: |
|---|---|---|---|---|---|
| 6 | 100-200ml | PE | [Yes] [No] | [Yes] [No] Filter Size: µm | [Yes] [No] |

| Sample ID Code | # Containers | Material Code | Volume | Preservative Used | Total Volume Added in Field (mL) | Final pH | Intended Analysis and/or Method | Sampling Equipment Code |
|---|---|---|---|---|---|---|---|---|
| | | | | | | | | |
| | | | | | | | | |
| | | | | | | | | |
| | | | | | | | | |
| | | | | | | | | |

**Weather Conditions**
[ ] Sunny
[ ] Partly Cloudy
[✓] Cloudy
Temperature: 75
Rain: [Yes] [No]
Wind Speed: 5-10
Wind Direction: N

[ ] **Surface Water** Taken From:
Total Depth:_____ [ ] Shore [ ] Surface
Type: [ ] Lake [ ] Stream [ ] Boat [ ] Mid-Depth
[ ] River [ ] Other _____ [ ] Bridge [ ] Bottom
[ ] Wading [ ] Other

[ ] **Waste Water:** Start Time _____ Finish Time _____
Sampling Point:_____ Volume:_____
[ ] Composite [ ] Grab
mL per: [ ] Hour [ ] ½ Hour [ ]

[ ] Soils/Sediment Sampling Point: Sample Depth: [ ] Composite [ ] Grab

[ ] Drum Waste Type: Layers [Yes] [No] [ ] Composite [ ] Grab

[ ] Other: Sampling Point: Sample Depth: [ ] Composite [ ] Grab

**Discharged Method** [✓] **Ground** [ ] **Barrel** **On Ice @** 145F **Bottles Preserved <2pH**

Field Notes:

**See Work Order/Bottle Order**

# Pace Analytical Field Sampling Log

| Site Name: Tomoka Landfill Semi-Annual | | Site Location: Volusia County, FL |
|---|---|---|
| Well #: B5B | Sample ID: 3542752 | Date: 11/9/11 |

## PURGING DATA

YSI 2606/2697

| Well Diameter: 2" | Tubing Diameter: 3/8" | Well Screen Interval Depth: Feet to | Static Depth to Water: 4.91 | Sampling Device: PP |
|---|---|---|---|---|

Well Volume Purge: (Total Well Depth– Static Depth to Water) X Well Capacity= Well Volume

(25.42 - 4.91 ) X 0.16 Gallons/Foot = 3.2816 Gallons

Equipment Volume Purge: Pump Volume + (Tubing Capacity X Tubing Length) + Flow Cell Volume= Equipment Volume

+( X )+ = Gallons

| Initial Pump or Tubing Depth in Well (Feet): 10 | Final Pump or Tubing Depth in Well: 10 | Purging Initiated At: 1431 | Purging Ended At: 1445 | Total Volume Purged (Gallons): 5.50 |
|---|---|---|---|---|

| Time | Volume Purged (Gal) | CUMUL Volume Purged (Gal) | Purge Rate (gpm) | Depth to Water (Feet) | pH (Standard Units) | Temp. (°C) | Conductivity (µmhos/cm or µS/cm) | Dissolved Oxygen (circle mg/L or % saturation) | Turbidity (NTUs) | Color (Describe) | Odor (Describe) | ORP |
|---|---|---|---|---|---|---|---|---|---|---|---|---|
| 1445 | 3.5 | 3.5 | .65 | 6.50 | 8.22 | 23.99 | 838 | 0.25 | 5.64 | NO | NO | -52.7 |
| 1449 | 1.0 | 4.5 | 1 | 6.45 | 8.19 | 23.91 | 842 | 0.19 | 3.40 | L | L | -52.6 |
| 1453 | 1.0 | 5.5 | 1 | L | 8.18 | 23.88 | 843 | 0.19 | 3.19 | L | L | -52.4 |
| | | | | | | | | | | | | |
| | | | | | | | | | | | | |
| | | | | | | | | | | | | |
| | | | | | | | | | | | | |
| | | | | | | | | | | | | |
| | | | | | | | | | | | | |
| | | | | | | | | | | | | |

Well Capacity (Gallons Per Foot): 0.75" = 0.02; 1" = 0.04; 1.25" = 0.06; 2" = 0.16; 3" = 0.37; 4" = 0.65; 5" = 1.02; 6" = 1.47; 12" = 5.88
Tubing Inside DIA. Capacity (Gal./Ft.): 1/8" = 0.0006; 3/16" = 0.0014; 1/4" = 0.0026; 5/16" = 0.004; 3/8" = 0.006; 1/2" = 0.010; 5/8" = 0.016

## SAMPLING DATA

| Sampled By (Print) | Sampler(s) Signatures | Sampling Initiated At: | Sampling Ended At: |
|---|---|---|---|
| Roger Higdon / Pace | R. Higdon | 1454 | 1506 |

| Pump or Tubing Depth in Well (Feet): | Sample Pump Flow Rate (mL per minute): | Tubing Material Code: | Field Decontamination: | Field-Filtered: | Duplicate: |
|---|---|---|---|---|---|
| 10 | 100-200ml | PE | [Yes] [No] | [Yes] [No] Filter Size: µm | [Yes] [No] |

| Sample ID Code | # Containers | Material Code | Volume | Preservative Used | Total Volume Added in Field (mL) | Final pH | Intended Analysis and/or Method | Sampling Equipment Code |
|---|---|---|---|---|---|---|---|---|
| | | | | | | | | |
| | | | | | | | | |
| | | | | | | | | |
| | | | | | | | | |
| | | | | | | | | |

**Weather Conditions**
[ ] Sunny
[ ] Partly Cloudy
[✓] Cloudy
Temperature: 85
Rain: [Yes] [No]
Wind Speed: 5-10
Wind Direction: SE

[ ] **Surface Water** Taken From:
Total Depth:_____ [ ] Shore [ ] Surface
Type: [ ] Lake [ ] Stream [ ] Boat [ ] Mid-Depth
[ ] River [ ] Other _____ [ ] Bridge [ ] Bottom
[ ] Wading [ ] Other

[ ] **Waste Water**: Start Time _____ Finish Time _____
Sampling Point:_____ Volume:_____
[ ] Composite [ ] Grab
mL per: [ ] Hour [ ] ½ Hour [ ]

[ ] Soils/Sediment Sampling Point: Sample Depth: [ ] Composite [ ] Grab

[ ] Drum Waste Type: Layers [Yes] [No] [ ] Composite [ ] Grab

[ ] Other: Sampling Point: Sample Depth: [ ] Composite [ ] Grab

**Discharged Method** [✓] **Ground** [ ] **Barrel** **On Ice @** 1507 **Bottles Preserved <2pH**

Field Notes:

:\Field\Field Sheets

**See Work Order/Bottle Order**

# Pace Analytical Field Sampling Log

| Site Name: Tomoka Landfill Semi-Annual | Site Location: Volusia County, FL |
|---|---|
| Well #: B 35-2 | Sample ID: 3542752 | Date: 11/9 /11 |

## PURGING DATA

YSI: 02606/2697

| Well Diameter: 2" | Tubing Diameter: 3/8" | Well Screen Interval Depth: Feet to | Static Depth to Water: 1.60 | Sampling Device: PP |
|---|---|---|---|---|

Well Volume Purge: (Total Well Depth– Static Depth to Water) X Well Capacity= Well Volume

( 17.69 - 1.60 ) X 0.16 Gallons/Foot = 2.5744 Gallons

Equipment Volume Purge: Pump Volume + (Tubing Capacity X Tubing Length) + Flow Cell Volume= Equipment Volume

+( X )+ = Gallons

| Initial Pump or Tubing Depth in Well (Feet): 6 | Final Pump or Tubing Depth in Well: 6 | Purging Initiated At: 1503 | Purging Ended At: 1520 | Total Volume Purged (Gallons): 4.25 |
|---|---|---|---|---|

| Time | Volume Purged (Gal) | CUMUL Volume Purged (Gal) | Purge Rate (gpm) | Depth to Water (Feet) | pH (Standard Units) | Temp. (°C) | Conductivity (µmhos/cm or µS/cm) | Dissolved Oxygen (circle mg/L or % saturation) | Turbidity (NTUs) | Color (Describe) | Odor (Describe) | ORP |
|---|---|---|---|---|---|---|---|---|---|---|---|---|
| 1514 | 2.75 | 2.75 | .25 | 3.74 | 6.45 | 23.75 | 373 | 0.14 | 1.47 | ORANGE | YES | -90.6 |
| 1517 | .75 | 3.50 | 1 | 3.74 | 6.44 | 23.72 | 369 | 0.18 | 1.44 | 1 | 1 | -91.3 |
| 1520 | .75 | 4.25 | 1 | 3.74 | 6.44 | 23.69 | 364 | 0.17 | 1.77 | 1 | 1 | -94.5 |
| | | | | | | | | | | | | |
| | | | | | | | | | | | | |
| | | | | | | | | | | | | |
| | | | | | | | | | | | | |
| | | | | | | | | | | | | |
| | | | | | | | | | | | | |
| | | | | | | | | | | | | |

Well Capacity (Gallons Per Foot): 0.75" = 0.02; 1" = 0.04; 1.25" = 0.06; 2" = 0.16; 3" = 0.37; 4" = 0.65; 5" = 1.02; 6" = 1.47; 12" = 5.88
Tubing Inside DIA. Capacity (Gal./Ft.): 1/8" = 0.0006; 3/16" = 0.0014; 1/4" = 0.0026; 5/16" = 0.004; 3/8" = 0.006; 1/2" = 0.010; 5/8" = 0.016

## SAMPLING DATA

| Sampled By (Print) | Sampler(s) Signatures | Sampling Initiated At: | Sampling Ended At: |
|---|---|---|---|
| James Stockbridge / Pace | | 1521 | 1530 |

| Pump or Tubing Depth in Well (Feet): | Sample Pump Flow Rate (mL per minute): | Tubing Material Code: | Field Decontamination: | Field-Filtered: | Duplicate: |
|---|---|---|---|---|---|
| 6 | 100-200ml | PE | [Yes] [No] | [Yes] [No] Filter Size: ___ µm | [Yes] [No] |

| Sample ID Code | # Containers | Material Code | Volume | Preservative Used | Total Volume Added in Field (mL) | Final pH | Intended Analysis and/or Method | Sampling Equipment Code |
|---|---|---|---|---|---|---|---|---|
| | | | | | | | | |
| | | | | | | | | |
| | | | | | | | | |
| | | | | | | | | |
| | | | | | | | | |

**Weather Conditions**
[ ] Sunny
[ ] Partly Cloudy
[✓] Cloudy
Temperature: 75
Rain: [Yes] [No]
Wind Speed: 5-10
Wind Direction: N

[ ] **Surface Water** Taken From:
Total Depth:_____ [ ] Shore [ ] Surface
Type: [ ] Lake [ ] Stream [ ] Boat [ ] Mid-Depth
[ ] River [ ] Other _____ [ ] Bridge [ ] Bottom
[ ] Wading [ ] Other

[ ] **Waste Water**: Start Time _____ Finish Time _____
Sampling Point:_____ Volume:_____
[ ] Composite [ ] Grab
mL per: [ ] Hour [ ] ½ Hour [ ]

[ ] Soils/Sediment Sampling Point: Sample Depth: [ ] Composite [ ] Grab

[ ] Drum Waste Type: Layers [Yes] [No] [ ] Composite [ ] Grab

[ ] Other: Sampling Point: Sample Depth: [ ] Composite [ ] Grab

**Discharged Method** [✓] **Ground** [ ] **Barrel** **On Ice @** 1531 **Bottles Preserved <2pH**

Field Notes:

**See Work Order/Bottle Order**

# Pace Analytical Field Sampling Log

| Site Name: Tomoka Landfill Semi-Annual | Site Location: Volusia County, FL | |
|---|---|---|
| Well #: FMB | Sample ID: 354 2752 | Date: 11 / 9 / 11 |

## PURGING DATA

YSI 2606/2697

| Well Diameter: 2" | Tubing Diameter: 3/8" | Well Screen Interval Depth: Feet to | Static Depth to Water: 16.30 | Sampling Device: PP |
|---|---|---|---|---|

Well Volume Purge: (Total Well Depth– Static Depth to Water) X Well Capacity= Well Volume

( 101.10 - 16.30 ) X 0.16 Gallons/Foot = 13.568 Gallons

Equipment Volume Purge: Pump Volume + (Tubing Capacity X Tubing Length) + Flow Cell Volume= Equipment Volume

+( X )+ = Gallons

| Initial Pump or Tubing Depth in Well (Feet): 21 | Final Pump or Tubing Depth in Well: 21 | Purging Initiated At: 1540 | Purging Ended At: 1634 | Total Volume Purged (Gallons): 28.0 |
|---|---|---|---|---|

| Time | Volume Purged (Gal) | CUMUL Volume Purged (Gal) | Purge Rate (gpm) | Depth to Water (Feet) | pH (Standard Units) | Temp. (°C) | Conductivity (µmhos/cm or µS/cm) | Dissolved Oxygen (circle mg/L or % saturation) | Turbidity (NTUs) | Color (Describe) | Odor (Describe) | ORP |
|---|---|---|---|---|---|---|---|---|---|---|---|---|
| | | | | 16.91 | | | | | | | | |
| 1606 | 14.0 | 14.0 | .50 | 17.78 | 8.44 | 23.22 | 590 | 0.08 | 6.13 | NO | NO | -58.7 |
| 1613 | 3.5 | 17.5 | | 17.78 | 8.34 | 23.20 | 590 | 0.08 | 9.84 | NO | NO | -50.0 |
| 1620 | 3.5 | 21.0 | | 16.80 | 8.13 | 23.11 | 591 | 0.05 | 10.80 | NO | NO | -39.2 |
| 1627 | 3.5 | 24.5 | | 16.50 | 8.09 | 23.04 | 589 | 0.05 | 8.09 | NO | NO | -36.9 |
| 1634 | 3.5 | 28.0 | | | 8.07 | 23.10 | 589 | 0.05 | 5.74 | NO | NO | -36.0 |
| | | | | | | | | | | | | |
| | | | | | | | | | | | | |
| | | | | | | | | | | | | |
| | | | | | | | | | | | | |
| | | | | | | | | | | | | |

Well Capacity (Gallons Per Foot): 0.75" = 0.02; 1" = 0.04; 1.25" = 0.06; 2" = 0.16; 3" = 0.37; 4" = 0.65; 5" = 1.02; 6" = 1.47; 12" = 5.88
Tubing Inside DIA. Capacity (Gal./Ft.): 1/8" = 0.0006; 3/16" = 0.0014; 1/4" = 0.0026; 5/16" = 0.004; 3/8" = 0.006; 1/2" = 0.010; 5/8" = 0.016

## SAMPLING DATA

| Sampled By (Print) | Sampler(s) Signatures | Sampling Initiated At: | Sampling Ended At: |
|---|---|---|---|
| Roger Higdon / Pace | R. Higdon | 1635 | 1647 |

| Pump or Tubing Depth in Well (Feet): | Sample Pump Flow Rate (mL per minute): | Tubing Material Code: | Field Decontamination: | Field-Filtered: | Duplicate: |
|---|---|---|---|---|---|
| 21 | 100-200ml | PE | [Yes] [No] | [Yes] [No] Filter Size: ___ µm | [Yes] [No] |

| Sample ID Code | # Containers | Material Code | Volume | Preservative Used | Total Volume Added in Field (mL) | Final pH | Intended Analysis and/or Method | Sampling Equipment Code |
|---|---|---|---|---|---|---|---|---|
| | | | | | | | | |
| | | | | | | | | |
| | | | | | | | | |
| | | | | | | | | |
| | | | | | | | | |

**Weather Conditions**
[ ] Sunny
[ ] Partly Cloudy
[✓] Cloudy
Temperature: 82°
Rain: [Yes] [No]
Wind Speed: 5-10
Wind Direction: SE

[ ] **Surface Water** Taken From:
Total Depth:_____ [ ] Shore [ ] Surface
Type: [ ] Lake [ ] Stream [ ] Boat [ ] Mid-Depth
[ ] River [ ] Other _____ [ ] Bridge [ ] Bottom
[ ] Wading [ ] Other

[ ] **Waste Water:** Start Time _____ Finish Time _____
Sampling Point:_____ Volume:_____
[ ] Composite [ ] Grab
mL per: [ ] Hour [ ] ½ Hour [ ]

[ ] Soils/Sediment Sampling Point: Sample Depth: [ ] Composite [ ] Grab

[ ] Drum Waste Type: Layers [Yes] [No] [ ] Composite [ ] Grab

[ ] Other: Sampling Point: Sample Depth: [ ] Composite [ ] Grab

**Discharged Method** [✓] **Ground** [ ] **Barrel** **On Ice @** 1648 **Bottles Preserved <2pH**

Field Notes:

**See Work Order/Bottle Order**

:\Field\Field Sheets

| Pace Analytical | Document Name: Sample Condition Upon Receipt Form | Document Revised: September 23, 2011 |
|---|---|---|
| | Document No.: F-FL-C-007 rev. 04 | Issuing Authorities: Pace Florida Quality Office |

## Sample Condition Upon Receipt Form (SCUR)

Table Number: _____

Client Name: VOLCTY Project # 3542752

**Courier:** ☐ Fed Ex ☐ UPS ☐ USPS ☐ Client ☐ Commercial ☒ Pace ☐ Other _____

**Tracking #** _____

**Custody Seal on Cooler/Box Present:** ☐ yes ☒ no Seals intact: ☐ yes ☐ no

**Date and Initials of person examining contents:** 11/9/11

**Packing Material:** ☒ Bubble Wrap ☒ Bubble Bags ☐ None ☐ Other _____

**Thermometer Used** T73 **Type of Ice:** (Wet) Blue None

**Cooler Temperature°C** 1.4 **(Visual)** -0.2 **(Correction Factor)** 1.2 **(Actual)**

(Temp should be above freezing to 6°C). If below 0°C, then was sample frozen? ☐ Yes ☐ No

**Receipt of samples satisfactory:** ☒ Yes ☐ No **Rush TAT requested on COC:**

| If yes, then all conditions below were met: | If no, then mark box & describe issue (use comments area if necessary): |
|---|---|
| Chain of Custody Present | ☐ |
| Chain of Custody Filled Out | ☐ |
| Relinquished Signature & Sampler Name COC | ☐ |
| Samples Arrived within Hold Time | ☐ |
| Sufficient Volume | ☐ |
| Correct Containers Used | ☐ |
| Containers Intact | ☐ |
| Sample Labels match COC (sample IDs & date/time of collection) | ☐ No Labels: ☐ No Time/Date on Labels: ☐ |
| All containers needing preservation are found to be in compliance with EPA recommendation. | ☐ |
| No Headspace in VOA Vials ( >6mm): | ☐ |

**Client Notification/ Resolution:**

Person Contacted: _____ Date/Time: _____

Comments/ Resolution (use back for additional comments): _____

**Project Manager Review:** _____ **Date:** 11/10/11

### Finished Product Information Only

**F.P. Sample ID:** _____

**Production Code:** _____

**Date/Time Opened:** _____

**Number of Unopened Bottles Remaining:** _____

**Extra Sample in Shed:** Yes No

**Size & Qty of Bottles Received**

_____ x 5 Gal
_____ x 2.5 Gal
_____ x 1 Gal
_____ x 1 Liter
_____ x 500 mL
_____ x 250 mL
_____ x Other: _____

**Pace Analytical Services, Inc.**
8 East Tower Circle
Ormond Beach, FL 32174
(386)672-5668

February 15, 2012

Ms. Jennifer Stirk
Volusia County Solid Waste Management
1990 Tomoka Farms Road
Port Orange, FL 32128

RE: Project: Tomoka Semi-annual LF
Pace Project No.: 3542893

Dear Ms. Stirk:
Enclosed are the analytical results for sample(s) received by the laboratory on November 10, 2011. The results relate only to the samples included in this report. Results reported herein conform to the most current TNI standards and the laboratory's Quality Assurance Manual, where applicable, unless otherwise noted in the body of the report.

The results for Kepone, a,a-Dimethylphenethylamine, and 1,4-Phenylenediamine on 3542893 were reported as a Tentively Indentified Compounds (TIC).

If you have any questions concerning this report, please feel free to contact me.

Sincerely,

Jeff Baylor

Jeff Baylor

jeff.baylor@pacelabs.com
Project Manager

Enclosures

cc: Ms. Katherine Weitz, HDR Engineering, Inc.

**Pace Analytical Services, Inc.**
8 East Tower Circle
Ormond Beach, FL 32174
(386)672-5668

# CERTIFICATIONS

Project: Tomoka Semi-annual LF
Pace Project No.: 3542893

**Ormond Beach Certification IDs**
8 East Tower Circle, Ormond Beach, FL 32174
Alabama Certification #: 41320
Arizona Certification #: AZ0735
Colorado Certification: FL NELAC Reciprocity
Connecticut Certification #: PH 0216
Florida Certification #: E83079
Georgia Certification #: 955
Guam Certification: FL NELAC Reciprocity
Hawaii Certification: FL NELAC Reciprocity
Illinois Certification #: 200068
Indiana Certification: FL NELAC Reciprocity
Kansas Certification #: E-10383
Kentucky Certification #: 90050
Louisiana Certification #: FL NELAC Reciprocity
Louisiana Environmental Certificate #: 05007
Maine Certification #: FL01264
Massachusetts Certification #: M-FL1264
Michigan Certification #: 9911
Mississippi Certification: FL NELAC Reciprocity
Missouri Certification #: 236
Montana Certification #: Cert 0074
Nevada Certification: FL NELAC Reciprocity
New Hampshire Certification #: 2958
New Jersey Certification #: FL765
New York Certification #: 11608
North Carolina Environmental Certificate #: 667
North Carolina Certification #: 12710
Pennsylvania Certification #: 68-00547
Puerto Rico Certification #: FL01264
Tennessee Certification #: TN02974
Texas Certification: FL NELAC Reciprocity
U.S.Virgin Islands Certification: FL NELAC Reciprocity
Virginia Certification #: 00432
Virginia Environmental Certificate #: 460165
Washington Certification #: C955
Wyoming Certification: FL NELAC Reciprocity
Wyoming (EPA Region 8): FL NELAC Reciprocity

**Pace Analytical Services, Inc.**
8 East Tower Circle
Ormond Beach, FL 32174
(386)672-5668

## SAMPLE SUMMARY

Project: Tomoka Semi-annual LF
Pace Project No.: 3542893

| Lab ID | Sample ID | Matrix | Date Collected | Date Received |
|---|---|---|---|---|
| **3542893001** | **Equipment Blank (11/10/11)** | Water | 11/10/11 09:50 | 11/10/11 16:30 |
| **3542893003** | **B45-2** | Water | 11/10/11 11:24 | 11/10/11 16:30 |
| **3542893004** | **B45-1** | Water | 11/10/11 12:07 | 11/10/11 16:30 |
| **3542893006** | **B43-1** | Water | 11/10/11 14:14 | 11/10/11 16:30 |
| **3542893007** | **B43-1 DUP** | Water | 11/10/11 14:14 | 11/10/11 16:30 |
| **3542893008** | **B41-1** | Water | 11/10/11 15:24 | 11/10/11 16:30 |
| **3542893009** | **Trip Blank (11/10/11)** | Water | 11/10/11 08:00 | 11/10/11 16:30 |

**Pace Analytical Services, Inc.**
8 East Tower Circle
Ormond Beach, FL 32174
(386)672-5668

# SAMPLE ANALYTE COUNT

Project: Tomoka Semi-annual LF
Pace Project No.: 3542893

| Lab ID | Sample ID | Method | Analysts | Analytes Reported | Laboratory |
|---|---|---|---|---|---|
| **3542893001** | **Equipment Blank (11/10/11)** | EPA 8011 | JLR | 2 | PASI-O |
| | | EPA 8081 | BAG | 23 | PASI-O |
| | | EPA 8082 | JTT | 9 | PASI-O |
| | | EPA 8141 | JTT | 7 | PASI-O |
| | | EPA 8151 | LJM | 6 | PASI-O |
| | | EPA 6010 | TAP | 16 | PASI-O |
| | | EPA 6020 | DRS | 2 | PASI-O |
| | | EPA 7470 | RSW | 1 | PASI-O |
| | | EPA 8270 | AJB | 106 | PASI-O |
| | | EPA 8260 | SK | 62 | PASI-O |
| | | SM 2540C | MMD | 1 | PASI-O |
| | | EPA 9034 | AAM | 1 | PASI-O |
| | | EPA 300.0 | LAJ | 1 | PASI-O |
| | | EPA 300.0 | LAJ | 2 | PASI-O |
| | | EPA 350.1 | SOA | 1 | PASI-O |
| | | EPA 9012 | SOA | 1 | PASI-O |
| **3542893003** | **B45-2** | | JSB | 7 | PASI-O |
| | | EPA 8011 | JLR | 2 | PASI-O |
| | | EPA 8081 | BAG | 23 | PASI-O |
| | | EPA 8082 | JTT | 9 | PASI-O |
| | | EPA 8141 | JTT | 7 | PASI-O |
| | | EPA 8151 | LJM | 6 | PASI-O |
| | | EPA 6010 | TAP | 16 | PASI-O |
| | | EPA 6020 | DRS | 2 | PASI-O |
| | | EPA 7470 | RSW | 1 | PASI-O |
| | | EPA 8270 | AJB | 106 | PASI-O |
| | | EPA 8260 | SK | 62 | PASI-O |
| | | SM 2540C | MMD | 1 | PASI-O |
| | | EPA 9034 | AAM | 1 | PASI-O |
| | | EPA 300.0 | LAJ | 1 | PASI-O |
| | | EPA 300.0 | LAJ | 2 | PASI-O |
| | | EPA 350.1 | SOA | 1 | PASI-O |
| | | EPA 9012 | SOA | 1 | PASI-O |
| **3542893004** | **B45-1** | | JSB | 7 | PASI-O |
| | | EPA 8011 | JLR | 2 | PASI-O |
| | | EPA 8081 | BAG | 23 | PASI-O |
| | | EPA 8082 | JTT | 9 | PASI-O |

**Pace Analytical Services, Inc.**
8 East Tower Circle
Ormond Beach, FL 32174
(386)672-5668

## SAMPLE ANALYTE COUNT

Project: Tomoka Semi-annual LF
Pace Project No.: 3542893

| Lab ID | Sample ID | Method | Analysts | Analytes Reported | Laboratory |
|---|---|---|---|---|---|
| | | EPA 8141 | JTT | 7 | PASI-O |
| | | EPA 8151 | LJM | 6 | PASI-O |
| | | EPA 6010 | TAP | 16 | PASI-O |
| | | EPA 6020 | DRS | 2 | PASI-O |
| | | EPA 7470 | RSW | 1 | PASI-O |
| | | EPA 8270 | AJB | 106 | PASI-O |
| | | EPA 8260 | SK | 62 | PASI-O |
| | | SM 2540C | MMD | 1 | PASI-O |
| | | EPA 9034 | AAM | 1 | PASI-O |
| | | EPA 300.0 | LAJ | 1 | PASI-O |
| | | EPA 300.0 | IRL, LAJ | 2 | PASI-O |
| | | EPA 350.1 | SOA | 1 | PASI-O |
| | | EPA 9012 | SOA | 1 | PASI-O |
| **3542893006** | **B43-1** | | JSB | 7 | PASI-O |
| | | EPA 8011 | JLR | 2 | PASI-O |
| | | EPA 8081 | BAG | 23 | PASI-O |
| | | EPA 8082 | JTT | 9 | PASI-O |
| | | EPA 8141 | JTT | 7 | PASI-O |
| | | EPA 8151 | LJM | 6 | PASI-O |
| | | EPA 6010 | TAP | 16 | PASI-O |
| | | EPA 6020 | DRS | 2 | PASI-O |
| | | EPA 7470 | RSW | 1 | PASI-O |
| | | EPA 8270 | AJB | 106 | PASI-O |
| | | EPA 8260 | ABD | 62 | PASI-O |
| | | SM 2540C | MMD | 1 | PASI-O |
| | | EPA 9034 | AAM | 1 | PASI-O |
| | | EPA 300.0 | LAJ | 1 | PASI-O |
| | | EPA 300.0 | LAJ | 2 | PASI-O |
| | | EPA 350.1 | SOA | 1 | PASI-O |
| | | EPA 9012 | SOA | 1 | PASI-O |
| **3542893007** | **B43-1 DUP** | | JSB | 7 | PASI-O |
| | | EPA 8011 | JLR | 2 | PASI-O |
| | | EPA 8081 | BAG | 23 | PASI-O |
| | | EPA 8082 | JTT | 9 | PASI-O |
| | | EPA 8141 | JTT | 7 | PASI-O |
| | | EPA 8151 | LJM | 6 | PASI-O |
| | | EPA 6010 | TAP | 16 | PASI-O |

**Pace Analytical Services, Inc.**
8 East Tower Circle
Ormond Beach, FL 32174
(386)672-5668

## SAMPLE ANALYTE COUNT

Project: Tomoka Semi-annual LF
Pace Project No.: 3542893

| Lab ID | Sample ID | Method | Analysts | Analytes Reported | Laboratory |
|---|---|---|---|---|---|
| | | EPA 6020 | DRS | 2 | PASI-O |
| | | EPA 7470 | RSW | 1 | PASI-O |
| | | EPA 8270 | AJB | 106 | PASI-O |
| | | EPA 8260 | ABD | 62 | PASI-O |
| | | SM 2540C | MMD | 1 | PASI-O |
| | | EPA 9034 | AAM | 1 | PASI-O |
| | | EPA 300.0 | LAJ | 1 | PASI-O |
| | | EPA 300.0 | LAJ | 2 | PASI-O |
| | | EPA 350.1 | SOA | 1 | PASI-O |
| | | EPA 9012 | SOA | 1 | PASI-O |
| **3542893008** | **B41-1** | | JSB | 7 | PASI-O |
| | | EPA 8011 | JLR | 2 | PASI-O |
| | | EPA 8081 | BAG | 23 | PASI-O |
| | | EPA 8082 | JTT | 9 | PASI-O |
| | | EPA 8141 | JTT | 7 | PASI-O |
| | | EPA 8151 | LJM | 6 | PASI-O |
| | | EPA 6010 | TAP | 16 | PASI-O |
| | | EPA 6020 | DRS | 2 | PASI-O |
| | | EPA 7470 | RSW | 1 | PASI-O |
| | | EPA 8270 | AJB | 106 | PASI-O |
| | | EPA 8260 | ABD | 62 | PASI-O |
| | | SM 2540C | MMD | 1 | PASI-O |
| | | EPA 9034 | AAM | 1 | PASI-O |
| | | EPA 300.0 | LAJ | 1 | PASI-O |
| | | EPA 300.0 | LAJ | 2 | PASI-O |
| | | EPA 350.1 | SOA | 1 | PASI-O |
| | | EPA 9012 | SOA | 1 | PASI-O |
| **3542893009** | **Trip Blank (11/10/11)** | EPA 8260 | ABD | 64 | PASI-O |

**Pace Analytical Services, Inc.**
8 East Tower Circle
Ormond Beach, FL 32174
(386)672-5668

# ANALYTICAL RESULTS

Project: Tomoka Semi-annual LF
Pace Project No.: 3542893

**Sample: Equipment Blank (11/10/11)** **Lab ID: 3542893001** Collected: 11/10/11 09:50 Received: 11/10/11 16:30 Matrix: Water

| Parameters | Results | Units | PQL | MDL | DF | Prepared | Analyzed | CAS No. | Qual |
|---|---|---|---|---|---|---|---|---|---|
| **8011 GCS EDB and DBCP** | Analytical Method: EPA 8011 Preparation Method: EPA 8011 | | | | | | | | |
| 1,2-Dibromo-3-chloropropane | **0.0050U** | ug/L | 0.020 | 0.0050 | 1 | 11/14/11 09:00 | 11/14/11 19:36 | 96-12-8 | |
| 1,2-Dibromoethane (EDB) | **0.0063U** | ug/L | 0.010 | 0.0063 | 1 | 11/14/11 09:00 | 11/14/11 19:36 | 106-93-4 | |
| **8081 GCS Pesticides** | Analytical Method: EPA 8081 Preparation Method: EPA 3510 | | | | | | | | |
| Aldrin | **0.00048U** | ug/L | 0.0097 | 0.00048 | 1 | 11/13/11 08:30 | 11/18/11 01:27 | 309-00-2 | |
| alpha-BHC | **0.00029U** | ug/L | 0.0097 | 0.00029 | 1 | 11/13/11 08:30 | 11/18/11 01:27 | 319-84-6 | |
| beta-BHC | **0.00048U** | ug/L | 0.0097 | 0.00048 | 1 | 11/13/11 08:30 | 11/18/11 01:27 | 319-85-7 | |
| delta-BHC | **0.00039U** | ug/L | 0.0097 | 0.00039 | 1 | 11/13/11 08:30 | 11/18/11 01:27 | 319-86-8 | |
| gamma-BHC (Lindane) | **0.00019U** | ug/L | 0.0097 | 0.00019 | 1 | 11/13/11 08:30 | 11/18/11 01:27 | 58-89-9 | |
| Chlordane (Technical) | **0.077U** | ug/L | 0.48 | 0.077 | 1 | 11/13/11 08:30 | 11/18/11 01:27 | 57-74-9 | |
| Chlorobenzilate | **0.020U** | ug/L | 0.097 | 0.020 | 1 | 11/13/11 08:30 | 11/18/11 01:27 | 510-15-6 | |
| 4,4'-DDD | **0.0018U** | ug/L | 0.0097 | 0.0018 | 1 | 11/13/11 08:30 | 11/18/11 01:27 | 72-54-8 | |
| 4,4'-DDE | **0.00087U** | ug/L | 0.0097 | 0.00087 | 1 | 11/13/11 08:30 | 11/18/11 01:27 | 72-55-9 | |
| 4,4'-DDT | **0.0035U** | ug/L | 0.0097 | 0.0035 | 1 | 11/13/11 08:30 | 11/18/11 01:27 | 50-29-3 | |
| Dieldrin | **0.00048U** | ug/L | 0.0097 | 0.00048 | 1 | 11/13/11 08:30 | 11/18/11 01:27 | 60-57-1 | |
| Endosulfan I | **0.00068U** | ug/L | 0.0097 | 0.00068 | 1 | 11/13/11 08:30 | 11/18/11 01:27 | 959-98-8 | |
| Endosulfan II | **0.00068U** | ug/L | 0.0097 | 0.00068 | 1 | 11/13/11 08:30 | 11/18/11 01:27 | 33213-65-9 | |
| Endosulfan sulfate | **0.00058U** | ug/L | 0.0097 | 0.00058 | 1 | 11/13/11 08:30 | 11/18/11 01:27 | 1031-07-8 | |
| Endrin | **0.0016U** | ug/L | 0.0097 | 0.0016 | 1 | 11/13/11 08:30 | 11/18/11 01:27 | 72-20-8 | |
| Endrin aldehyde | **0.0069U** | ug/L | 0.0097 | 0.0069 | 1 | 11/13/11 08:30 | 11/18/11 01:27 | 7421-93-4 | |
| Heptachlor | **0.0014U** | ug/L | 0.0097 | 0.0014 | 1 | 11/13/11 08:30 | 11/18/11 01:27 | 76-44-8 | |
| Heptachlor epoxide | **0.00039U** | ug/L | 0.0097 | 0.00039 | 1 | 11/13/11 08:30 | 11/18/11 01:27 | 1024-57-3 | |
| Methoxychlor | **0.0068U** | ug/L | 0.0097 | 0.0068 | 1 | 11/13/11 08:30 | 11/18/11 01:27 | 72-43-5 | |
| Pentachloronitrobenzene | **0.014U** | ug/L | 0.097 | 0.014 | 1 | 11/13/11 08:30 | 11/18/11 01:27 | 82-68-8 | |
| Toxaphene | **0.28U** | ug/L | 0.48 | 0.28 | 1 | 11/13/11 08:30 | 11/18/11 01:27 | 8001-35-2 | |
| ***Surrogates*** | | | | | | | | | |
| Tetrachloro-m-xylene (S) | 73 | % | 66.5-120.3 | | 1 | 11/13/11 08:30 | 11/18/11 01:27 | 877-09-8 | |
| Decachlorobiphenyl (S) | 100 | % | 41.7-109.1 | | 1 | 11/13/11 08:30 | 11/18/11 01:27 | 2051-24-3 | |
| **8082 GCS PCB** | Analytical Method: EPA 8082 Preparation Method: EPA 3510 | | | | | | | | |
| PCB-1016 (Aroclor 1016) | **0.077U** | ug/L | 0.48 | 0.077 | 1 | 11/13/11 08:30 | 11/15/11 22:38 | 12674-11-2 | |
| PCB-1221 (Aroclor 1221) | **0.078U** | ug/L | 0.48 | 0.078 | 1 | 11/13/11 08:30 | 11/15/11 22:38 | 11104-28-2 | |
| PCB-1232 (Aroclor 1232) | **0.11U** | ug/L | 0.48 | 0.11 | 1 | 11/13/11 08:30 | 11/15/11 22:38 | 11141-16-5 | |
| PCB-1242 (Aroclor 1242) | **0.12U** | ug/L | 0.48 | 0.12 | 1 | 11/13/11 08:30 | 11/15/11 22:38 | 53469-21-9 | |
| PCB-1248 (Aroclor 1248) | **0.27U** | ug/L | 0.48 | 0.27 | 1 | 11/13/11 08:30 | 11/15/11 22:38 | 12672-29-6 | |
| PCB-1254 (Aroclor 1254) | **0.14U** | ug/L | 0.48 | 0.14 | 1 | 11/13/11 08:30 | 11/15/11 22:38 | 11097-69-1 | |
| PCB-1260 (Aroclor 1260) | **0.11U** | ug/L | 0.48 | 0.11 | 1 | 11/13/11 08:30 | 11/15/11 22:38 | 11096-82-5 | |
| ***Surrogates*** | | | | | | | | | |
| Tetrachloro-m-xylene (S) | 63 | % | 48-111 | | 1 | 11/13/11 08:30 | 11/15/11 22:38 | 877-09-8 | |
| Decachlorobiphenyl (S) | 101 | % | 63-121 | | 1 | 11/13/11 08:30 | 11/15/11 22:38 | 2051-24-3 | |
| **8141 GCS O/P Pesticides** | Analytical Method: EPA 8141 Preparation Method: EPA 3510 | | | | | | | | |
| Dimethoate | **0.23U** | ug/L | 0.47 | 0.23 | 1 | 11/11/11 17:15 | 11/13/11 06:50 | 60-51-5 | |
| Disulfoton | **0.24U** | ug/L | 0.47 | 0.24 | 1 | 11/11/11 17:15 | 11/13/11 06:50 | 298-04-4 | |

**Pace Analytical Services, Inc.**
8 East Tower Circle
Ormond Beach, FL 32174
(386)672-5668

# ANALYTICAL RESULTS

Project: Tomoka Semi-annual LF
Pace Project No.: 3542893

**Sample: Equipment Blank (11/10/11)** **Lab ID: 3542893001** Collected: 11/10/11 09:50 Received: 11/10/11 16:30 Matrix: Water

| Parameters | Results | Units | PQL | MDL | DF | Prepared | Analyzed | CAS No. | Qual |
|---|---|---|---|---|---|---|---|---|---|
| **8141 GCS O/P Pesticides** | Analytical Method: EPA 8141 Preparation Method: EPA 3510 | | | | | | | | |
| Famphur | **0.28U** | ug/L | 0.47 | 0.28 | 1 | 11/11/11 17:15 | 11/13/11 06:50 | 52-85-7 | |
| Methyl parathion | **0.25U** | ug/L | 0.47 | 0.25 | 1 | 11/11/11 17:15 | 11/13/11 06:50 | 298-00-0 | |
| Parathion (Ethyl parathion) | **0.45U** | ug/L | 0.95 | 0.45 | 1 | 11/11/11 17:15 | 11/13/11 06:50 | 56-38-2 | |
| Phorate | **0.40U** | ug/L | 0.95 | 0.40 | 1 | 11/11/11 17:15 | 11/13/11 06:50 | 298-02-2 | |
| ***Surrogates*** | | | | | | | | | |
| 4-Chloro3nitrobenzotrifluoride | 87 | % | 34.2-122 | | 1 | 11/11/11 17:15 | 11/13/11 06:50 | | |
| **8151 Chlorinated Herbicides** | Analytical Method: EPA 8151 Preparation Method: EPA 8151 | | | | | | | | |
| 2,4-D | **0.22U** | ug/L | 0.92 | 0.22 | 1 | 11/11/11 08:00 | 11/15/11 12:50 | 94-75-7 | |
| Dinoseb | **0.056U** | ug/L | 0.18 | 0.056 | 1 | 11/11/11 08:00 | 11/15/11 12:50 | 88-85-7 | |
| Pentachlorophenol | **0.017U** | ug/L | 0.028 | 0.017 | 1 | 11/11/11 08:00 | 11/15/11 12:50 | 87-86-5 | |
| 2,4,5-T | **0.041U** | ug/L | 0.18 | 0.041 | 1 | 11/11/11 08:00 | 11/15/11 12:50 | 93-76-5 | |
| 2,4,5-TP (Silvex) | **0.048U** | ug/L | 0.19 | 0.048 | 1 | 11/11/11 08:00 | 11/15/11 12:50 | 93-72-1 | |
| ***Surrogates*** | | | | | | | | | |
| 2,4-DCAA (S) | 87 | % | 42-142 | | 1 | 11/11/11 08:00 | 11/15/11 12:50 | 19719-28-9 | |
| **6010 MET ICP** | Analytical Method: EPA 6010 Preparation Method: EPA 3010 | | | | | | | | |
| Arsenic | **5.0U** | ug/L | 10.0 | 5.0 | 1 | 11/11/11 11:32 | 11/15/11 18:46 | 7440-38-2 | |
| Barium | **5.0U** | ug/L | 10.0 | 5.0 | 1 | 11/11/11 11:32 | 11/15/11 18:46 | 7440-39-3 | |
| Beryllium | **0.50U** | ug/L | 1.0 | 0.50 | 1 | 11/11/11 11:32 | 11/15/11 18:46 | 7440-41-7 | |
| Cadmium | **0.50U** | ug/L | 1.0 | 0.50 | 1 | 11/11/11 11:32 | 11/15/11 18:46 | 7440-43-9 | |
| Chromium | **2.5U** | ug/L | 5.0 | 2.5 | 1 | 11/11/11 11:32 | 11/15/11 18:46 | 7440-47-3 | |
| Cobalt | **5.0U** | ug/L | 10.0 | 5.0 | 1 | 11/11/11 11:32 | 11/15/11 18:46 | 7440-48-4 | |
| Copper | **2.5U** | ug/L | 5.0 | 2.5 | 1 | 11/11/11 11:32 | 11/15/11 18:46 | 7440-50-8 | |
| Iron | **20.0U** | ug/L | 40.0 | 20.0 | 1 | 11/11/11 11:32 | 11/15/11 18:46 | 7439-89-6 | |
| Lead | **5.0U** | ug/L | 10.0 | 5.0 | 1 | 11/11/11 11:32 | 11/15/11 18:46 | 7439-92-1 | |
| Nickel | **2.5U** | ug/L | 5.0 | 2.5 | 1 | 11/11/11 11:32 | 11/15/11 18:46 | 7440-02-0 | |
| Selenium | **7.5U** | ug/L | 15.0 | 7.5 | 1 | 11/11/11 11:32 | 11/15/11 18:46 | 7782-49-2 | |
| Silver | **2.5U** | ug/L | 5.0 | 2.5 | 1 | 11/11/11 11:32 | 11/15/11 18:46 | 7440-22-4 | |
| Sodium | **0.50U** | mg/L | 1.0 | 0.50 | 1 | 11/11/11 11:32 | 11/15/11 18:46 | 7440-23-5 | |
| Tin | **25.0U** | ug/L | 50.0 | 25.0 | 1 | 11/11/11 11:32 | 11/15/11 18:46 | 7440-31-5 | |
| Vanadium | **5.0U** | ug/L | 10.0 | 5.0 | 1 | 11/11/11 11:32 | 11/15/11 18:46 | 7440-62-2 | |
| Zinc | **10.0U** | ug/L | 20.0 | 10.0 | 1 | 11/11/11 11:32 | 11/15/11 18:46 | 7440-66-6 | |
| **6020 MET ICPMS** | Analytical Method: EPA 6020 Preparation Method: EPA 3010 | | | | | | | | |
| Antimony | **0.54 I** | ug/L | 1.0 | 0.50 | 1 | 11/11/11 11:32 | 11/16/11 09:04 | 7440-36-0 | |
| Thallium | **0.50U** | ug/L | 1.0 | 0.50 | 1 | 11/11/11 11:32 | 11/16/11 09:04 | 7440-28-0 | |
| **7470 Mercury** | Analytical Method: EPA 7470 Preparation Method: EPA 7470 | | | | | | | | |
| Mercury | **0.10U** | ug/L | 0.20 | 0.10 | 1 | 11/11/11 00:30 | 11/11/11 10:31 | 7439-97-6 | |
| **8270 MSSV SemiVOA App. II** | Analytical Method: EPA 8270 Preparation Method: EPA 3510 | | | | | | | | |
| Acenaphthene | **0.17U** | ug/L | 4.8 | 0.17 | 1 | 11/12/11 01:00 | 11/12/11 16:31 | 83-32-9 | |
| Acenaphthylene | **1.7U** | ug/L | 4.8 | 1.7 | 1 | 11/12/11 01:00 | 11/12/11 16:31 | 208-96-8 | |
| Acetophenone | **1.5U** | ug/L | 4.8 | 1.5 | 1 | 11/12/11 01:00 | 11/12/11 16:31 | 98-86-2 | |

**Pace Analytical Services, Inc.**
8 East Tower Circle
Ormond Beach, FL 32174
(386)672-5668

# ANALYTICAL RESULTS

Project: Tomoka Semi-annual LF
Pace Project No.: 3542893

**Sample: Equipment Blank (11/10/11)** **Lab ID: 3542893001** Collected: 11/10/11 09:50 Received: 11/10/11 16:30 Matrix: Water

| Parameters | Results | Units | PQL | MDL | DF | Prepared | Analyzed | CAS No. | Qual |
|---|---|---|---|---|---|---|---|---|---|
| **8270 MSSV SemiVOA App. II** | Analytical Method: EPA 8270 Preparation Method: EPA 3510 | | | | | | | | |
| 2-Acetylaminofluorene | **0.24U** | ug/L | 4.8 | 0.24 | 1 | 11/12/11 01:00 | 11/12/11 16:31 | 53-96-3 | |
| 4-Aminobiphenyl | **0.18U** | ug/L | 4.8 | 0.18 | 1 | 11/12/11 01:00 | 11/12/11 16:31 | 92-67-1 | |
| Anthracene | **0.17U** | ug/L | 4.8 | 0.17 | 1 | 11/12/11 01:00 | 11/12/11 16:31 | 120-12-7 | |
| Benzo(a)anthracene | **1.7U** | ug/L | 4.8 | 1.7 | 1 | 11/12/11 01:00 | 11/12/11 16:31 | 56-55-3 | |
| Benzo(a)pyrene | **0.13U** | ug/L | 0.96 | 0.13 | 1 | 11/12/11 01:00 | 11/12/11 16:31 | 50-32-8 | |
| Benzo(b)fluoranthene | **1.8U** | ug/L | 1.9 | 1.8 | 1 | 11/12/11 01:00 | 11/12/11 16:31 | 205-99-2 | J(L2) |
| Benzo(g,h,i)perylene | **1.7U** | ug/L | 4.8 | 1.7 | 1 | 11/12/11 01:00 | 11/12/11 16:31 | 191-24-2 | |
| Benzo(k)fluoranthene | **0.11U** | ug/L | 3.8 | 0.11 | 1 | 11/12/11 01:00 | 11/12/11 16:31 | 207-08-9 | L3 |
| Benzyl alcohol | **0.30U** | ug/L | 4.8 | 0.30 | 1 | 11/12/11 01:00 | 11/12/11 16:31 | 100-51-6 | |
| 4-Bromophenylphenyl ether | **0.24U** | ug/L | 4.8 | 0.24 | 1 | 11/12/11 01:00 | 11/12/11 16:31 | 101-55-3 | |
| Butylbenzylphthalate | **1.9U** | ug/L | 4.8 | 1.9 | 1 | 11/12/11 01:00 | 11/12/11 16:31 | 85-68-7 | |
| 4-Chloro-3-methylphenol | **0.29U** | ug/L | 19.2 | 0.29 | 1 | 11/12/11 01:00 | 11/12/11 16:31 | 59-50-7 | |
| 4-Chloroaniline | **0.19U** | ug/L | 4.8 | 0.19 | 1 | 11/12/11 01:00 | 11/12/11 16:31 | 106-47-8 | |
| bis(2-Chloroethoxy)methane | **0.13U** | ug/L | 4.8 | 0.13 | 1 | 11/12/11 01:00 | 11/12/11 16:31 | 111-91-1 | |
| bis(2-Chloroethyl) ether | **0.20U** | ug/L | 3.8 | 0.20 | 1 | 11/12/11 01:00 | 11/12/11 16:31 | 111-44-4 | |
| bis(2-Chloroisopropyl) ether | **0.25U** | ug/L | 4.8 | 0.25 | 1 | 11/12/11 01:00 | 11/12/11 16:31 | 108-60-1 | |
| 2-Chloronaphthalene | **0.20U** | ug/L | 4.8 | 0.20 | 1 | 11/12/11 01:00 | 11/12/11 16:31 | 91-58-7 | |
| 2-Chlorophenol | **0.13U** | ug/L | 4.8 | 0.13 | 1 | 11/12/11 01:00 | 11/12/11 16:31 | 95-57-8 | |
| 4-Chlorophenylphenyl ether | **1.8U** | ug/L | 4.8 | 1.8 | 1 | 11/12/11 01:00 | 11/12/11 16:31 | 7005-72-3 | |
| Chrysene | **0.17U** | ug/L | 4.8 | 0.17 | 1 | 11/12/11 01:00 | 11/12/11 16:31 | 218-01-9 | |
| Diallate | **0.20U** | ug/L | 4.8 | 0.20 | 1 | 11/12/11 01:00 | 11/12/11 16:31 | 2303-16-4 | |
| Dibenz(a,h)anthracene | **1.7U** | ug/L | 1.9 | 1.7 | 1 | 11/12/11 01:00 | 11/12/11 16:31 | 53-70-3 | |
| Dibenzofuran | **0.13U** | ug/L | 4.8 | 0.13 | 1 | 11/12/11 01:00 | 11/12/11 16:31 | 132-64-9 | |
| 1,2-Dichlorobenzene | **0.22U** | ug/L | 4.8 | 0.22 | 1 | 11/12/11 01:00 | 11/12/11 16:31 | 95-50-1 | |
| 1,3-Dichlorobenzene | **1.4U** | ug/L | 4.8 | 1.4 | 1 | 11/12/11 01:00 | 11/12/11 16:31 | 541-73-1 | |
| 1,4-Dichlorobenzene | **0.16U** | ug/L | 4.8 | 0.16 | 1 | 11/12/11 01:00 | 11/12/11 16:31 | 106-46-7 | |
| 3,3'-Dichlorobenzidine | **0.19U** | ug/L | 9.6 | 0.19 | 1 | 11/12/11 01:00 | 11/12/11 16:31 | 91-94-1 | |
| 2,4-Dichlorophenol | **0.18U** | ug/L | 1.9 | 0.18 | 1 | 11/12/11 01:00 | 11/12/11 16:31 | 120-83-2 | |
| 2,6-Dichlorophenol | **0.22U** | ug/L | 3.8 | 0.22 | 1 | 11/12/11 01:00 | 11/12/11 16:31 | 87-65-0 | |
| Diethylphthalate | **0.19U** | ug/L | 4.8 | 0.19 | 1 | 11/12/11 01:00 | 11/12/11 16:31 | 84-66-2 | |
| P-Dimethylaminoazobenzene | **0.29U** | ug/L | 4.8 | 0.29 | 1 | 11/12/11 01:00 | 11/12/11 16:31 | 60-11-7 | |
| 7,12-Dimethylbenz(a)anthracene | **0.12U** | ug/L | 4.8 | 0.12 | 1 | 11/12/11 01:00 | 11/12/11 16:31 | 57-97-6 | |
| 3,3'-Dimethylbenzidine | **0.60U** | ug/L | 9.6 | 0.60 | 1 | 11/12/11 01:00 | 11/12/11 16:31 | 119-93-7 | |
| 2,4-Dimethylphenol | **0.26U** | ug/L | 4.8 | 0.26 | 1 | 11/12/11 01:00 | 11/12/11 16:31 | 105-67-9 | |
| a,a-Dimethylphenylethylamine | **9.6U** | ug/L | 19.2 | 9.6 | 1 | 11/12/11 01:00 | 11/12/11 16:31 | 122-09-8 | |
| Dimethylphthalate | **0.16U** | ug/L | 4.8 | 0.16 | 1 | 11/12/11 01:00 | 11/12/11 16:31 | 131-11-3 | |
| Di-n-butylphthalate | **0.18 I** | ug/L | 4.8 | 0.17 | 1 | 11/12/11 01:00 | 11/12/11 16:31 | 84-74-2 | |
| 4,6-Dinitro-2-methylphenol | **1.4U** | ug/L | 19.2 | 1.4 | 1 | 11/12/11 01:00 | 11/12/11 16:31 | 534-52-1 | |
| 1,3-Dinitrobenzene | **0.31U** | ug/L | 7.7 | 0.31 | 1 | 11/12/11 01:00 | 11/12/11 16:31 | 99-65-0 | |
| 2,4-Dinitrophenol | **1.1U** | ug/L | 19.2 | 1.1 | 1 | 11/12/11 01:00 | 11/12/11 16:31 | 51-28-5 | |
| 2,4-Dinitrotoluene | **0.13U** | ug/L | 1.9 | 0.13 | 1 | 11/12/11 01:00 | 11/12/11 16:31 | 121-14-2 | |
| 2,6-Dinitrotoluene | **0.21U** | ug/L | 1.9 | 0.21 | 1 | 11/12/11 01:00 | 11/12/11 16:31 | 606-20-2 | |
| Di-n-octylphthalate | **0.17U** | ug/L | 4.8 | 0.17 | 1 | 11/12/11 01:00 | 11/12/11 16:31 | 117-84-0 | |
| bis(2-Ethylhexyl)phthalate | **0.93U** | ug/L | 4.8 | 0.93 | 1 | 11/12/11 01:00 | 11/12/11 16:31 | 117-81-7 | |
| Ethyl methanesulfonate | **0.22U** | ug/L | 4.8 | 0.22 | 1 | 11/12/11 01:00 | 11/12/11 16:31 | 62-50-0 | |
| Fluoranthene | **1.7U** | ug/L | 4.8 | 1.7 | 1 | 11/12/11 01:00 | 11/12/11 16:31 | 206-44-0 | |

**Pace Analytical Services, Inc.**
8 East Tower Circle
Ormond Beach, FL 32174
(386)672-5668

# ANALYTICAL RESULTS

Project: Tomoka Semi-annual LF
Pace Project No.: 3542893

**Sample: Equipment Blank (11/10/11)** **Lab ID: 3542893001** Collected: 11/10/11 09:50 Received: 11/10/11 16:30 Matrix: Water

| Parameters | Results | Units | PQL | MDL | DF | Prepared | Analyzed | CAS No. | Qual |
|---|---|---|---|---|---|---|---|---|---|
| **8270 MSSV SemiVOA App. II** | Analytical Method: EPA 8270 Preparation Method: EPA 3510 | | | | | | | | |
| Fluorene | **1.7U** | ug/L | 4.8 | 1.7 | 1 | 11/12/11 01:00 | 11/12/11 16:31 | 86-73-7 | |
| Hexachlorobenzene | **0.18U** | ug/L | 0.96 | 0.18 | 1 | 11/12/11 01:00 | 11/12/11 16:31 | 118-74-1 | |
| Hexachlorocyclopentadiene | **1.0U** | ug/L | 4.8 | 1.0 | 1 | 11/12/11 01:00 | 11/12/11 16:31 | 77-47-4 | |
| Hexachloroethane | **0.23U** | ug/L | 4.8 | 0.23 | 1 | 11/12/11 01:00 | 11/12/11 16:31 | 67-72-1 | |
| Hexachloropropene | **0.23U** | ug/L | 4.8 | 0.23 | 1 | 11/12/11 01:00 | 11/12/11 16:31 | 1888-71-7 | |
| Indeno(1,2,3-cd)pyrene | **1.8U** | ug/L | 1.9 | 1.8 | 1 | 11/12/11 01:00 | 11/12/11 16:31 | 193-39-5 | |
| Isodrin | **0.30U** | ug/L | 4.8 | 0.30 | 1 | 11/12/11 01:00 | 11/12/11 16:31 | 465-73-6 | |
| Isophorone | **0.13U** | ug/L | 4.8 | 0.13 | 1 | 11/12/11 01:00 | 11/12/11 16:31 | 78-59-1 | |
| Isosafrole | **0.14U** | ug/L | 4.8 | 0.14 | 1 | 11/12/11 01:00 | 11/12/11 16:31 | 120-58-1 | |
| Kepone | **4.8U** | ug/L | 19.2 | 4.8 | 1 | 11/12/11 01:00 | 11/12/11 16:31 | 143-50-0 | |
| Methapyrilene | **0.51U** | ug/L | 4.8 | 0.51 | 1 | 11/12/11 01:00 | 11/12/11 16:31 | 91-80-5 | |
| 3-Methylcholanthrene | **0.13U** | ug/L | 4.8 | 0.13 | 1 | 11/12/11 01:00 | 11/12/11 16:31 | 56-49-5 | |
| Methyl methanesulfonate | **0.17U** | ug/L | 4.8 | 0.17 | 1 | 11/12/11 01:00 | 11/12/11 16:31 | 66-27-3 | |
| 2-Methylnaphthalene | **0.13U** | ug/L | 4.8 | 0.13 | 1 | 11/12/11 01:00 | 11/12/11 16:31 | 91-57-6 | |
| 2-Methylphenol(o-Cresol) | **1.2U** | ug/L | 4.8 | 1.2 | 1 | 11/12/11 01:00 | 11/12/11 16:31 | 95-48-7 | |
| 3&4-Methylphenol(m&p Cresol) | **0.15U** | ug/L | 9.6 | 0.15 | 1 | 11/12/11 01:00 | 11/12/11 16:31 | | |
| 1-Naphthylamine | **0.28U** | ug/L | 4.8 | 0.28 | 1 | 11/12/11 01:00 | 11/12/11 16:31 | 134-32-7 | |
| 2-Naphthylamine | **0.28U** | ug/L | 4.8 | 0.28 | 1 | 11/12/11 01:00 | 11/12/11 16:31 | 91-59-8 | |
| Naphthalene | **0.19U** | ug/L | 4.8 | 0.19 | 1 | 11/12/11 01:00 | 11/12/11 16:31 | 91-20-3 | |
| 1,4-Naphthoquinone | **1.8U** | ug/L | 4.8 | 1.8 | 1 | 11/12/11 01:00 | 11/12/11 16:31 | 130-15-4 | |
| 2-Nitroaniline | **0.19U** | ug/L | 4.8 | 0.19 | 1 | 11/12/11 01:00 | 11/12/11 16:31 | 88-74-4 | |
| 3-Nitroaniline | **0.31U** | ug/L | 4.8 | 0.31 | 1 | 11/12/11 01:00 | 11/12/11 16:31 | 99-09-2 | |
| 4-Nitroaniline | **1.8U** | ug/L | 3.8 | 1.8 | 1 | 11/12/11 01:00 | 11/12/11 16:31 | 100-01-6 | |
| Nitrobenzene | **0.39U** | ug/L | 3.8 | 0.39 | 1 | 11/12/11 01:00 | 11/12/11 16:31 | 98-95-3 | |
| 2-Nitrophenol | **0.23U** | ug/L | 4.8 | 0.23 | 1 | 11/12/11 01:00 | 11/12/11 16:31 | 88-75-5 | |
| 4-Nitrophenol | **0.75U** | ug/L | 19.2 | 0.75 | 1 | 11/12/11 01:00 | 11/12/11 16:31 | 100-02-7 | |
| 5-Nitro-o-toluidine | **0.13U** | ug/L | 4.8 | 0.13 | 1 | 11/12/11 01:00 | 11/12/11 16:31 | 99-55-8 | |
| N-Nitrosodiethylamine | **0.21U** | ug/L | 3.8 | 0.21 | 1 | 11/12/11 01:00 | 11/12/11 16:31 | 55-18-5 | |
| N-Nitrosodimethylamine | **0.13U** | ug/L | 1.9 | 0.13 | 1 | 11/12/11 01:00 | 11/12/11 16:31 | 62-75-9 | |
| N-Nitroso-di-n-butylamine | **0.21U** | ug/L | 3.8 | 0.21 | 1 | 11/12/11 01:00 | 11/12/11 16:31 | 924-16-3 | |
| N-Nitroso-di-n-propylamine | **0.25U** | ug/L | 3.8 | 0.25 | 1 | 11/12/11 01:00 | 11/12/11 16:31 | 621-64-7 | |
| N-Nitrosodiphenylamine | **0.12U** | ug/L | 4.8 | 0.12 | 1 | 11/12/11 01:00 | 11/12/11 16:31 | 86-30-6 | |
| N-Nitrosomethylethylamine | **0.33U** | ug/L | 4.8 | 0.33 | 1 | 11/12/11 01:00 | 11/12/11 16:31 | 10595-95-6 | |
| N-Nitrosopiperidine | **0.24U** | ug/L | 4.8 | 0.24 | 1 | 11/12/11 01:00 | 11/12/11 16:31 | 100-75-4 | |
| N-Nitrosopyrrolidine | **0.21U** | ug/L | 4.8 | 0.21 | 1 | 11/12/11 01:00 | 11/12/11 16:31 | 930-55-2 | |
| O,O,O-Triethylphosphorothioate | **0.25U** | ug/L | 4.8 | 0.25 | 1 | 11/12/11 01:00 | 11/12/11 16:31 | 126-68-1 | |
| Pentachlorobenzene | **0.19U** | ug/L | 4.8 | 0.19 | 1 | 11/12/11 01:00 | 11/12/11 16:31 | 608-93-5 | |
| Phenacetin | **0.19U** | ug/L | 4.8 | 0.19 | 1 | 11/12/11 01:00 | 11/12/11 16:31 | 62-44-2 | |
| Phenanthrene | **0.12U** | ug/L | 4.8 | 0.12 | 1 | 11/12/11 01:00 | 11/12/11 16:31 | 85-01-8 | |
| Phenol | **0.13U** | ug/L | 4.8 | 0.13 | 1 | 11/12/11 01:00 | 11/12/11 16:31 | 108-95-2 | |
| p-Phenylenediamine | **9.6U** | ug/L | 19.2 | 9.6 | 1 | 11/12/11 01:00 | 11/12/11 16:31 | 106-50-3 | |
| Pronamide | **0.19U** | ug/L | 4.8 | 0.19 | 1 | 11/12/11 01:00 | 11/12/11 16:31 | 23950-58-5 | |
| Pyrene | **1.7U** | ug/L | 4.8 | 1.7 | 1 | 11/12/11 01:00 | 11/12/11 16:31 | 129-00-0 | |
| Safrole | **0.22U** | ug/L | 4.8 | 0.22 | 1 | 11/12/11 01:00 | 11/12/11 16:31 | 94-59-7 | |
| 1,2,4,5-Tetrachlorobenzene | **1.4U** | ug/L | 4.8 | 1.4 | 1 | 11/12/11 01:00 | 11/12/11 16:31 | 95-94-3 | |
| 2,3,4,6-Tetrachlorophenol | **1.6U** | ug/L | 4.8 | 1.6 | 1 | 11/12/11 01:00 | 11/12/11 16:31 | 58-90-2 | |

**Pace Analytical Services, Inc.**
8 East Tower Circle
Ormond Beach, FL 32174
(386)672-5668

# ANALYTICAL RESULTS

Project: Tomoka Semi-annual LF
Pace Project No.: 3542893

**Sample: Equipment Blank (11/10/11)** **Lab ID: 3542893001** Collected: 11/10/11 09:50 Received: 11/10/11 16:30 Matrix: Water

| Parameters | Results | Units | PQL | MDL | DF | Prepared | Analyzed | CAS No. | Qual |
|---|---|---|---|---|---|---|---|---|---|
| **8270 MSSV SemiVOA App. II** | Analytical Method: EPA 8270 Preparation Method: EPA 3510 | | | | | | | | |
| Thionazin | **0.26U** | ug/L | 4.8 | 0.26 | 1 | 11/12/11 01:00 | 11/12/11 16:31 | 297-97-2 | |
| O-Toluidine | **0.24U** | ug/L | 4.8 | 0.24 | 1 | 11/12/11 01:00 | 11/12/11 16:31 | 95-53-4 | |
| 2,4,5-Trichlorophenol | **0.16U** | ug/L | 3.8 | 0.16 | 1 | 11/12/11 01:00 | 11/12/11 16:31 | 95-95-4 | |
| 2,4,6-Trichlorophenol | **0.18U** | ug/L | 1.9 | 0.18 | 1 | 11/12/11 01:00 | 11/12/11 16:31 | 88-06-2 | |
| 1,3,5-Trinitrobenzene | **0.18U** | ug/L | 4.8 | 0.18 | 1 | 11/12/11 01:00 | 11/12/11 16:31 | 99-35-4 | |
| ***Surrogates*** | | | | | | | | | |
| Nitrobenzene-d5 (S) | 67 | % | 10-110 | | 1 | 11/12/11 01:00 | 11/12/11 16:31 | 4165-60-0 | |
| 2-Fluorobiphenyl (S) | 72 | % | 18-110 | | 1 | 11/12/11 01:00 | 11/12/11 16:31 | 321-60-8 | |
| Terphenyl-d14 (S) | 77 | % | 10-123 | | 1 | 11/12/11 01:00 | 11/12/11 16:31 | 1718-51-0 | |
| Phenol-d6 (S) | 12 | % | 10-110 | | 1 | 11/12/11 01:00 | 11/12/11 16:31 | 13127-88-3 | |
| 2-Fluorophenol (S) | 20 | % | 18-110 | | 1 | 11/12/11 01:00 | 11/12/11 16:31 | 367-12-4 | |
| 2,4,6-Tribromophenol (S) | 71 | % | 10-110 | | 1 | 11/12/11 01:00 | 11/12/11 16:31 | 118-79-6 | |
| **8260 MSV** | Analytical Method: EPA 8260 | | | | | | | | |
| Acetone | **5.0U** | ug/L | 10.0 | 5.0 | 1 | | 11/15/11 21:37 | 67-64-1 | |
| Acetonitrile | **5.0U** | ug/L | 10.0 | 5.0 | 1 | | 11/15/11 21:37 | 75-05-8 | |
| Acrolein | **10.0U** | ug/L | 20.0 | 10.0 | 1 | | 11/15/11 21:37 | 107-02-8 | |
| Acrylonitrile | **5.0U** | ug/L | 10.0 | 5.0 | 1 | | 11/15/11 21:37 | 107-13-1 | |
| Allyl chloride | **0.50U** | ug/L | 1.0 | 0.50 | 1 | | 11/15/11 21:37 | 107-05-1 | |
| Benzene | **0.50U** | ug/L | 1.0 | 0.50 | 1 | | 11/15/11 21:37 | 71-43-2 | |
| Bromochloromethane | **0.50U** | ug/L | 1.0 | 0.50 | 1 | | 11/15/11 21:37 | 74-97-5 | |
| Bromodichloromethane | **0.27U** | ug/L | 0.60 | 0.27 | 1 | | 11/15/11 21:37 | 75-27-4 | |
| Bromoform | **0.50U** | ug/L | 1.0 | 0.50 | 1 | | 11/15/11 21:37 | 75-25-2 | |
| Bromomethane | **0.50U** | ug/L | 1.0 | 0.50 | 1 | | 11/15/11 21:37 | 74-83-9 | |
| 2-Butanone (MEK) | **5.0U** | ug/L | 10.0 | 5.0 | 1 | | 11/15/11 21:37 | 78-93-3 | |
| Carbon disulfide | **5.0U** | ug/L | 10.0 | 5.0 | 1 | | 11/15/11 21:37 | 75-15-0 | |
| Carbon tetrachloride | **0.50U** | ug/L | 1.0 | 0.50 | 1 | | 11/15/11 21:37 | 56-23-5 | |
| Chlorobenzene | **0.50U** | ug/L | 1.0 | 0.50 | 1 | | 11/15/11 21:37 | 108-90-7 | |
| Chloroethane | **0.50U** | ug/L | 1.0 | 0.50 | 1 | | 11/15/11 21:37 | 75-00-3 | |
| Chloroform | **0.50U** | ug/L | 1.0 | 0.50 | 1 | | 11/15/11 21:37 | 67-66-3 | |
| Chloromethane | **0.62U** | ug/L | 1.0 | 0.62 | 1 | | 11/15/11 21:37 | 74-87-3 | L3 |
| Chloroprene | **0.50U** | ug/L | 1.0 | 0.50 | 1 | | 11/15/11 21:37 | 126-99-8 | |
| Dibromochloromethane | **0.26U** | ug/L | 0.50 | 0.26 | 1 | | 11/15/11 21:37 | 124-48-1 | |
| Dibromomethane | **0.50U** | ug/L | 1.0 | 0.50 | 1 | | 11/15/11 21:37 | 74-95-3 | |
| trans-1,4-Dichloro-2-butene | **5.0U** | ug/L | 10.0 | 5.0 | 1 | | 11/15/11 21:37 | 110-57-6 | |
| Dichlorodifluoromethane | **0.50U** | ug/L | 1.0 | 0.50 | 1 | | 11/15/11 21:37 | 75-71-8 | |
| 1,1-Dichloroethane | **0.50U** | ug/L | 1.0 | 0.50 | 1 | | 11/15/11 21:37 | 75-34-3 | |
| 1,2-Dichloroethane | **0.50U** | ug/L | 1.0 | 0.50 | 1 | | 11/15/11 21:37 | 107-06-2 | |
| 1,1-Dichloroethene | **0.50U** | ug/L | 1.0 | 0.50 | 1 | | 11/15/11 21:37 | 75-35-4 | |
| cis-1,2-Dichloroethene | **0.50U** | ug/L | 1.0 | 0.50 | 1 | | 11/15/11 21:37 | 156-59-2 | |
| trans-1,2-Dichloroethene | **0.50U** | ug/L | 1.0 | 0.50 | 1 | | 11/15/11 21:37 | 156-60-5 | |
| 1,2-Dichloropropane | **0.50U** | ug/L | 1.0 | 0.50 | 1 | | 11/15/11 21:37 | 78-87-5 | |
| 1,3-Dichloropropane | **0.50U** | ug/L | 1.0 | 0.50 | 1 | | 11/15/11 21:37 | 142-28-9 | |
| 2,2-Dichloropropane | **0.50U** | ug/L | 1.0 | 0.50 | 1 | | 11/15/11 21:37 | 594-20-7 | |
| 1,1-Dichloropropene | **0.50U** | ug/L | 1.0 | 0.50 | 1 | | 11/15/11 21:37 | 563-58-6 | |
| cis-1,3-Dichloropropene | **0.25U** | ug/L | 0.50 | 0.25 | 1 | | 11/15/11 21:37 | 10061-01-5 | |

**Pace Analytical Services, Inc.**
8 East Tower Circle
Ormond Beach, FL 32174
(386)672-5668

# ANALYTICAL RESULTS

Project: Tomoka Semi-annual LF
Pace Project No.: 3542893

**Sample: Equipment Blank (11/10/11)** **Lab ID: 3542893001** Collected: 11/10/11 09:50 Received: 11/10/11 16:30 Matrix: Water

| Parameters | Results | Units | PQL | MDL | DF | Prepared | Analyzed | CAS No. | Qual |
|---|---|---|---|---|---|---|---|---|---|
| **8260 MSV** | Analytical Method: EPA 8260 | | | | | | | | |
| trans-1,3-Dichloropropene | **0.25U** | ug/L | 0.50 | 0.25 | 1 | | 11/15/11 21:37 | 10061-02-6 | |
| Ethylbenzene | **0.50U** | ug/L | 1.0 | 0.50 | 1 | | 11/15/11 21:37 | 100-41-4 | |
| Ethyl methacrylate | **0.50U** | ug/L | 1.0 | 0.50 | 1 | | 11/15/11 21:37 | 97-63-2 | |
| Hexachloro-1,3-butadiene | **0.50U** | ug/L | 1.0 | 0.50 | 1 | | 11/15/11 21:37 | 87-68-3 | |
| 2-Hexanone | **5.0U** | ug/L | 10.0 | 5.0 | 1 | | 11/15/11 21:37 | 591-78-6 | |
| Iodomethane | **0.50U** | ug/L | 1.0 | 0.50 | 1 | | 11/15/11 21:37 | 74-88-4 | |
| Isobutyl Alcohol | **10.0U** | ug/L | 20.0 | 10.0 | 1 | | 11/15/11 21:37 | 78-83-1 | L3 |
| Methacrylonitrile | **5.0U** | ug/L | 10.0 | 5.0 | 1 | | 11/15/11 21:37 | 126-98-7 | |
| Methylene Chloride | **2.5U** | ug/L | 5.0 | 2.5 | 1 | | 11/15/11 21:37 | 75-09-2 | |
| Methyl methacrylate | **5.0U** | ug/L | 10.0 | 5.0 | 1 | | 11/15/11 21:37 | 80-62-6 | |
| 4-Methyl-2-pentanone (MIBK) | **5.0U** | ug/L | 10.0 | 5.0 | 1 | | 11/15/11 21:37 | 108-10-1 | |
| Propionitrile | **5.0U** | ug/L | 10.0 | 5.0 | 1 | | 11/15/11 21:37 | 107-12-0 | |
| Styrene | **0.50U** | ug/L | 1.0 | 0.50 | 1 | | 11/15/11 21:37 | 100-42-5 | |
| 1,1,1,2-Tetrachloroethane | **0.50U** | ug/L | 1.0 | 0.50 | 1 | | 11/15/11 21:37 | 630-20-6 | |
| 1,1,2,2-Tetrachloroethane | **0.12U** | ug/L | 0.50 | 0.12 | 1 | | 11/15/11 21:37 | 79-34-5 | |
| Tetrachloroethene | **0.50U** | ug/L | 1.0 | 0.50 | 1 | | 11/15/11 21:37 | 127-18-4 | |
| Toluene | **0.50U** | ug/L | 1.0 | 0.50 | 1 | | 11/15/11 21:37 | 108-88-3 | |
| 1,2,4-Trichlorobenzene | **0.50U** | ug/L | 1.0 | 0.50 | 1 | | 11/15/11 21:37 | 120-82-1 | |
| 1,1,1-Trichloroethane | **0.50U** | ug/L | 1.0 | 0.50 | 1 | | 11/15/11 21:37 | 71-55-6 | |
| 1,1,2-Trichloroethane | **0.50U** | ug/L | 1.0 | 0.50 | 1 | | 11/15/11 21:37 | 79-00-5 | |
| Trichloroethene | **0.50U** | ug/L | 1.0 | 0.50 | 1 | | 11/15/11 21:37 | 79-01-6 | |
| Trichlorofluoromethane | **0.50U** | ug/L | 1.0 | 0.50 | 1 | | 11/15/11 21:37 | 75-69-4 | |
| 1,2,3-Trichloropropane | **0.36U** | ug/L | 0.50 | 0.36 | 1 | | 11/15/11 21:37 | 96-18-4 | |
| Vinyl acetate | **1.0U** | ug/L | 2.0 | 1.0 | 1 | | 11/15/11 21:37 | 108-05-4 | |
| Vinyl chloride | **0.50U** | ug/L | 1.0 | 0.50 | 1 | | 11/15/11 21:37 | 75-01-4 | |
| Xylene (Total) | **0.50U** | ug/L | 1.0 | 0.50 | 1 | | 11/15/11 21:37 | 1330-20-7 | |
| ***Surrogates*** | | | | | | | | | |
| 4-Bromofluorobenzene (S) | 91 | % | 70-114 | | 1 | | 11/15/11 21:37 | 460-00-4 | |
| Dibromofluoromethane (S) | 103 | % | 88-117 | | 1 | | 11/15/11 21:37 | 1868-53-7 | |
| 1,2-Dichloroethane-d4 (S) | 103 | % | 86-125 | | 1 | | 11/15/11 21:37 | 17060-07-0 | |
| Toluene-d8 (S) | 99 | % | 87-113 | | 1 | | 11/15/11 21:37 | 2037-26-5 | |
| **2540C Total Dissolved Solids** | Analytical Method: SM 2540C | | | | | | | | |
| Total Dissolved Solids | **5.0U** | mg/L | 5.0 | 5.0 | 1 | | 11/14/11 12:44 | | |
| **9034 Sulfide Water** | Analytical Method: EPA 9034 | | | | | | | | |
| Sulfide | **1.0U** | mg/L | 1.0 | 1.0 | 1 | | 11/11/11 08:30 | 18496-25-8 | |
| **300.0 IC Anions** | Analytical Method: EPA 300.0 | | | | | | | | |
| Nitrate as N | **0.025U** | mg/L | 0.050 | 0.025 | 1 | | 11/11/11 15:53 | 14797-55-8 | |
| **300.0 IC Anions 28 Days** | Analytical Method: EPA 300.0 | | | | | | | | |
| Chloride | **2.5U** | mg/L | 5.0 | 2.5 | 1 | | 11/11/11 15:53 | 16887-00-6 | |
| Sulfate | **2.5U** | mg/L | 5.0 | 2.5 | 1 | | 11/11/11 15:53 | 14808-79-8 | |

**Pace Analytical Services, Inc.**
8 East Tower Circle
Ormond Beach, FL 32174
(386)672-5668

# ANALYTICAL RESULTS

Project: Tomoka Semi-annual LF
Pace Project No.: 3542893

**Sample: Equipment Blank (11/10/11)** **Lab ID: 3542893001** Collected: 11/10/11 09:50 Received: 11/10/11 16:30 Matrix: Water

| Parameters | Results | Units | PQL | MDL | DF | Prepared | Analyzed | CAS No. | Qual |
|---|---|---|---|---|---|---|---|---|---|
| **350.1 Ammonia** | Analytical Method: EPA 350.1 | | | | | | | | |
| Nitrogen, Ammonia | **0.020U** | mg/L | 0.050 | 0.020 | 1 | | 11/16/11 07:35 | 7664-41-7 | |
| **9012 Cyanide, Total** | Analytical Method: EPA 9012 Preparation Method: EPA 9012 | | | | | | | | |
| Cyanide | **0.0010U** | mg/L | 0.010 | 0.0010 | 1 | 11/21/11 06:38 | 11/22/11 06:52 | 57-12-5 | |

**Pace Analytical Services, Inc.**
8 East Tower Circle
Ormond Beach, FL 32174
(386)672-5668

# ANALYTICAL RESULTS

Project: Tomoka Semi-annual LF
Pace Project No.: 3542893

**Sample: B45-2** **Lab ID: 3542893003** Collected: 11/10/11 11:24 Received: 11/10/11 16:30 Matrix: Water

| Parameters | Results | Units | PQL | MDL | DF | Prepared | Analyzed | CAS No. | Qual |
|---|---|---|---|---|---|---|---|---|---|
| **Field Data** | Analytical Method: | | | | | | | | |
| Field pH | **5.54** | Std. Units | | | 1 | | 11/10/11 11:24 | | |
| Field Temperature | **23.06** | deg C | | | 1 | | 11/10/11 11:24 | | |
| Appearance | **Color: Orange, Sheen: None** | | | | 1 | | 11/10/11 11:24 | | |
| Field Specific Conductance | **308** | umhos/cm | | | 1 | | 11/10/11 11:24 | | |
| Oxygen, Dissolved | **0.30** | mg/L | | | 1 | | 11/10/11 11:24 | 7782-44-7 | |
| REDOX | **153.7** | mV | | | 1 | | 11/10/11 11:24 | | |
| Turbidity | **19.7** | NTU | | | 1 | | 11/10/11 11:24 | | |
| **8011 GCS EDB and DBCP** | Analytical Method: EPA 8011 Preparation Method: EPA 8011 | | | | | | | | |
| 1,2-Dibromo-3-chloropropane | **0.0049U** | ug/L | 0.020 | 0.0049 | 1 | 11/14/11 09:00 | 11/14/11 20:22 | 96-12-8 | |
| 1,2-Dibromoethane (EDB) | **0.0062U** | ug/L | 0.010 | 0.0062 | 1 | 11/14/11 09:00 | 11/14/11 20:22 | 106-93-4 | |
| **8081 GCS Pesticides** | Analytical Method: EPA 8081 Preparation Method: EPA 3510 | | | | | | | | |
| Aldrin | **0.00048U** | ug/L | 0.0096 | 0.00048 | 1 | 11/13/11 08:30 | 11/18/11 02:09 | 309-00-2 | |
| alpha-BHC | **0.00029U** | ug/L | 0.0096 | 0.00029 | 1 | 11/13/11 08:30 | 11/18/11 02:09 | 319-84-6 | |
| beta-BHC | **0.00048U** | ug/L | 0.0096 | 0.00048 | 1 | 11/13/11 08:30 | 11/18/11 02:09 | 319-85-7 | |
| delta-BHC | **0.00038U** | ug/L | 0.0096 | 0.00038 | 1 | 11/13/11 08:30 | 11/18/11 02:09 | 319-86-8 | |
| gamma-BHC (Lindane) | **0.00019U** | ug/L | 0.0096 | 0.00019 | 1 | 11/13/11 08:30 | 11/18/11 02:09 | 58-89-9 | |
| Chlordane (Technical) | **0.077U** | ug/L | 0.48 | 0.077 | 1 | 11/13/11 08:30 | 11/18/11 02:09 | 57-74-9 | |
| Chlorobenzilate | **0.020U** | ug/L | 0.096 | 0.020 | 1 | 11/13/11 08:30 | 11/18/11 02:09 | 510-15-6 | |
| 4,4'-DDD | **0.0018U** | ug/L | 0.0096 | 0.0018 | 1 | 11/13/11 08:30 | 11/18/11 02:09 | 72-54-8 | |
| 4,4'-DDE | **0.00086U** | ug/L | 0.0096 | 0.00086 | 1 | 11/13/11 08:30 | 11/18/11 02:09 | 72-55-9 | |
| 4,4'-DDT | **0.0034U** | ug/L | 0.0096 | 0.0034 | 1 | 11/13/11 08:30 | 11/18/11 02:09 | 50-29-3 | |
| Dieldrin | **0.00048U** | ug/L | 0.0096 | 0.00048 | 1 | 11/13/11 08:30 | 11/18/11 02:09 | 60-57-1 | |
| Endosulfan I | **0.00067U** | ug/L | 0.0096 | 0.00067 | 1 | 11/13/11 08:30 | 11/18/11 02:09 | 959-98-8 | |
| Endosulfan II | **0.00067U** | ug/L | 0.0096 | 0.00067 | 1 | 11/13/11 08:30 | 11/18/11 02:09 | 33213-65-9 | |
| Endosulfan sulfate | **0.00057U** | ug/L | 0.0096 | 0.00057 | 1 | 11/13/11 08:30 | 11/18/11 02:09 | 1031-07-8 | |
| Endrin | **0.0016U** | ug/L | 0.0096 | 0.0016 | 1 | 11/13/11 08:30 | 11/18/11 02:09 | 72-20-8 | |
| Endrin aldehyde | **0.0068U** | ug/L | 0.0096 | 0.0068 | 1 | 11/13/11 08:30 | 11/18/11 02:09 | 7421-93-4 | |
| Heptachlor | **0.0014U** | ug/L | 0.0096 | 0.0014 | 1 | 11/13/11 08:30 | 11/18/11 02:09 | 76-44-8 | |
| Heptachlor epoxide | **0.00038U** | ug/L | 0.0096 | 0.00038 | 1 | 11/13/11 08:30 | 11/18/11 02:09 | 1024-57-3 | |
| Methoxychlor | **0.0067U** | ug/L | 0.0096 | 0.0067 | 1 | 11/13/11 08:30 | 11/18/11 02:09 | 72-43-5 | |
| Pentachloronitrobenzene | **0.014U** | ug/L | 0.096 | 0.014 | 1 | 11/13/11 08:30 | 11/18/11 02:09 | 82-68-8 | |
| Toxaphene | **0.27U** | ug/L | 0.48 | 0.27 | 1 | 11/13/11 08:30 | 11/18/11 02:09 | 8001-35-2 | |
| ***Surrogates*** | | | | | | | | | |
| Tetrachloro-m-xylene (S) | 89 | % | 66.5-120.3 | | 1 | 11/13/11 08:30 | 11/18/11 02:09 | 877-09-8 | |
| Decachlorobiphenyl (S) | 59 | % | 41.7-109.1 | | 1 | 11/13/11 08:30 | 11/18/11 02:09 | 2051-24-3 | |
| **8082 GCS PCB** | Analytical Method: EPA 8082 Preparation Method: EPA 3510 | | | | | | | | |
| PCB-1016 (Aroclor 1016) | **0.076U** | ug/L | 0.48 | 0.076 | 1 | 11/13/11 08:30 | 11/15/11 23:30 | 12674-11-2 | |
| PCB-1221 (Aroclor 1221) | **0.077U** | ug/L | 0.48 | 0.077 | 1 | 11/13/11 08:30 | 11/15/11 23:30 | 11104-28-2 | |
| PCB-1232 (Aroclor 1232) | **0.11U** | ug/L | 0.48 | 0.11 | 1 | 11/13/11 08:30 | 11/15/11 23:30 | 11141-16-5 | |

**Pace Analytical Services, Inc.**
8 East Tower Circle
Ormond Beach, FL 32174
(386)672-5668

# ANALYTICAL RESULTS

Project: Tomoka Semi-annual LF
Pace Project No.: 3542893

**Sample: B45-2** **Lab ID: 3542893003** Collected: 11/10/11 11:24 Received: 11/10/11 16:30 Matrix: Water

| Parameters | Results | Units | PQL | MDL | DF | Prepared | Analyzed | CAS No. | Qual |
|---|---|---|---|---|---|---|---|---|---|
| **8082 GCS PCB** | Analytical Method: EPA 8082 Preparation Method: EPA 3510 | | | | | | | | |
| PCB-1242 (Aroclor 1242) | **0.12U** | ug/L | 0.48 | 0.12 | 1 | 11/13/11 08:30 | 11/15/11 23:30 | 53469-21-9 | |
| PCB-1248 (Aroclor 1248) | **0.26U** | ug/L | 0.48 | 0.26 | 1 | 11/13/11 08:30 | 11/15/11 23:30 | 12672-29-6 | |
| PCB-1254 (Aroclor 1254) | **0.14U** | ug/L | 0.48 | 0.14 | 1 | 11/13/11 08:30 | 11/15/11 23:30 | 11097-69-1 | |
| PCB-1260 (Aroclor 1260) | **0.11U** | ug/L | 0.48 | 0.11 | 1 | 11/13/11 08:30 | 11/15/11 23:30 | 11096-82-5 | |
| ***Surrogates*** | | | | | | | | | |
| Tetrachloro-m-xylene (S) | 71 | % | 48-111 | | 1 | 11/13/11 08:30 | 11/15/11 23:30 | 877-09-8 | |
| Decachlorobiphenyl (S) | 58 | % | 63-121 | | 1 | 11/13/11 08:30 | 11/15/11 23:30 | 2051-24-3 | J(S0) |
| **8141 GCS O/P Pesticides** | Analytical Method: EPA 8141 Preparation Method: EPA 3510 | | | | | | | | |
| Dimethoate | **0.23U** | ug/L | 0.48 | 0.23 | 1 | 11/11/11 17:15 | 11/13/11 08:01 | 60-51-5 | |
| Disulfoton | **0.25U** | ug/L | 0.48 | 0.25 | 1 | 11/11/11 17:15 | 11/13/11 08:01 | 298-04-4 | |
| Famphur | **0.28U** | ug/L | 0.48 | 0.28 | 1 | 11/11/11 17:15 | 11/13/11 08:01 | 52-85-7 | |
| Methyl parathion | **0.26U** | ug/L | 0.48 | 0.26 | 1 | 11/11/11 17:15 | 11/13/11 08:01 | 298-00-0 | |
| Parathion (Ethyl parathion) | **0.45U** | ug/L | 0.96 | 0.45 | 1 | 11/11/11 17:15 | 11/13/11 08:01 | 56-38-2 | |
| Phorate | **0.40U** | ug/L | 0.96 | 0.40 | 1 | 11/11/11 17:15 | 11/13/11 08:01 | 298-02-2 | |
| ***Surrogates*** | | | | | | | | | |
| 4-Chloro3nitrobenzotrifluoride | 87 | % | 34.2-122 | | 1 | 11/11/11 17:15 | 11/13/11 08:01 | | |
| **8151 Chlorinated Herbicides** | Analytical Method: EPA 8151 Preparation Method: EPA 8151 | | | | | | | | |
| 2,4-D | **0.21U** | ug/L | 0.90 | 0.21 | 1 | 11/11/11 08:00 | 11/15/11 14:33 | 94-75-7 | |
| Dinoseb | **0.055U** | ug/L | 0.18 | 0.055 | 1 | 11/11/11 08:00 | 11/15/11 14:33 | 88-85-7 | |
| Pentachlorophenol | **0.016U** | ug/L | 0.027 | 0.016 | 1 | 11/11/11 08:00 | 11/15/11 14:33 | 87-86-5 | |
| 2,4,5-T | **0.040U** | ug/L | 0.18 | 0.040 | 1 | 11/11/11 08:00 | 11/15/11 14:33 | 93-76-5 | |
| 2,4,5-TP (Silvex) | **0.047U** | ug/L | 0.18 | 0.047 | 1 | 11/11/11 08:00 | 11/15/11 14:33 | 93-72-1 | |
| ***Surrogates*** | | | | | | | | | |
| 2,4-DCAA (S) | 101 | % | 42-142 | | 1 | 11/11/11 08:00 | 11/15/11 14:33 | 19719-28-9 | |
| **6010 MET ICP** | Analytical Method: EPA 6010 Preparation Method: EPA 3010 | | | | | | | | |
| Arsenic | **5.0U** | ug/L | 10.0 | 5.0 | 1 | 11/11/11 11:32 | 11/15/11 18:55 | 7440-38-2 | |
| Barium | **35.2** | ug/L | 10.0 | 5.0 | 1 | 11/11/11 11:32 | 11/15/11 18:55 | 7440-39-3 | |
| Beryllium | **0.50U** | ug/L | 1.0 | 0.50 | 1 | 11/11/11 11:32 | 11/15/11 18:55 | 7440-41-7 | |
| Cadmium | **0.50U** | ug/L | 1.0 | 0.50 | 1 | 11/11/11 11:32 | 11/15/11 18:55 | 7440-43-9 | |
| Chromium | **3.9 I** | ug/L | 5.0 | 2.5 | 1 | 11/11/11 11:32 | 11/15/11 18:55 | 7440-47-3 | |
| Cobalt | **5.0U** | ug/L | 10.0 | 5.0 | 1 | 11/11/11 11:32 | 11/15/11 18:55 | 7440-48-4 | |
| Copper | **2.5U** | ug/L | 5.0 | 2.5 | 1 | 11/11/11 11:32 | 11/15/11 18:55 | 7440-50-8 | |
| Iron | **4360** | ug/L | 40.0 | 20.0 | 1 | 11/11/11 11:32 | 11/15/11 18:55 | 7439-89-6 | |
| Lead | **5.0U** | ug/L | 10.0 | 5.0 | 1 | 11/11/11 11:32 | 11/15/11 18:55 | 7439-92-1 | |
| Nickel | **2.5U** | ug/L | 5.0 | 2.5 | 1 | 11/11/11 11:32 | 11/15/11 18:55 | 7440-02-0 | |
| Selenium | **7.5U** | ug/L | 15.0 | 7.5 | 1 | 11/11/11 11:32 | 11/15/11 18:55 | 7782-49-2 | |
| Silver | **2.5U** | ug/L | 5.0 | 2.5 | 1 | 11/11/11 11:32 | 11/15/11 18:55 | 7440-22-4 | |
| Sodium | **36.8** | mg/L | 1.0 | 0.50 | 1 | 11/11/11 11:32 | 11/15/11 18:55 | 7440-23-5 | |
| Tin | **25.0U** | ug/L | 50.0 | 25.0 | 1 | 11/11/11 11:32 | 11/15/11 18:55 | 7440-31-5 | |
| Vanadium | **9.7 I** | ug/L | 10.0 | 5.0 | 1 | 11/11/11 11:32 | 11/15/11 18:55 | 7440-62-2 | |
| Zinc | **10.0U** | ug/L | 20.0 | 10.0 | 1 | 11/11/11 11:32 | 11/15/11 18:55 | 7440-66-6 | |

**Pace Analytical Services, Inc.**
8 East Tower Circle
Ormond Beach, FL 32174
(386)672-5668

# ANALYTICAL RESULTS

Project: Tomoka Semi-annual LF
Pace Project No.: 3542893

**Sample: B45-2** **Lab ID: 3542893003** Collected: 11/10/11 11:24 Received: 11/10/11 16:30 Matrix: Water

| Parameters | Results | Units | PQL | MDL | DF | Prepared | Analyzed | CAS No. | Qual |
|---|---|---|---|---|---|---|---|---|---|
| **6020 MET ICPMS** | Analytical Method: EPA 6020 | | Preparation Method: EPA 3010 | | | | | | |
| Antimony | **0.50U** | ug/L | 1.0 | 0.50 | 1 | 11/11/11 11:32 | 11/14/11 12:21 | 7440-36-0 | |
| Thallium | **0.50U** | ug/L | 1.0 | 0.50 | 1 | 11/11/11 11:32 | 11/14/11 12:21 | 7440-28-0 | |
| **7470 Mercury** | Analytical Method: EPA 7470 | | Preparation Method: EPA 7470 | | | | | | |
| Mercury | **0.10U** | ug/L | 0.20 | 0.10 | 1 | 11/11/11 00:30 | 11/11/11 10:36 | 7439-97-6 | |
| **8270 MSSV SemiVOA App. II** | Analytical Method: EPA 8270 | | Preparation Method: EPA 3510 | | | | | | |
| Acenaphthene | **0.17U** | ug/L | 4.8 | 0.17 | 1 | 11/12/11 01:00 | 11/12/11 17:06 | 83-32-9 | |
| Acenaphthylene | **1.7U** | ug/L | 4.8 | 1.7 | 1 | 11/12/11 01:00 | 11/12/11 17:06 | 208-96-8 | |
| Acetophenone | **1.5U** | ug/L | 4.8 | 1.5 | 1 | 11/12/11 01:00 | 11/12/11 17:06 | 98-86-2 | |
| 2-Acetylaminofluorene | **0.24U** | ug/L | 4.8 | 0.24 | 1 | 11/12/11 01:00 | 11/12/11 17:06 | 53-96-3 | |
| 4-Aminobiphenyl | **0.18U** | ug/L | 4.8 | 0.18 | 1 | 11/12/11 01:00 | 11/12/11 17:06 | 92-67-1 | |
| Anthracene | **0.17U** | ug/L | 4.8 | 0.17 | 1 | 11/12/11 01:00 | 11/12/11 17:06 | 120-12-7 | |
| Benzo(a)anthracene | **1.8U** | ug/L | 4.8 | 1.8 | 1 | 11/12/11 01:00 | 11/12/11 17:06 | 56-55-3 | |
| Benzo(a)pyrene | **0.14U** | ug/L | 0.97 | 0.14 | 1 | 11/12/11 01:00 | 11/12/11 17:06 | 50-32-8 | |
| Benzo(b)fluoranthene | **1.8U** | ug/L | 1.9 | 1.8 | 1 | 11/12/11 01:00 | 11/12/11 17:06 | 205-99-2 | J(L2) |
| Benzo(g,h,i)perylene | **1.7U** | ug/L | 4.8 | 1.7 | 1 | 11/12/11 01:00 | 11/12/11 17:06 | 191-24-2 | |
| Benzo(k)fluoranthene | **0.11U** | ug/L | 3.9 | 0.11 | 1 | 11/12/11 01:00 | 11/12/11 17:06 | 207-08-9 | L3 |
| Benzyl alcohol | **0.30U** | ug/L | 4.8 | 0.30 | 1 | 11/12/11 01:00 | 11/12/11 17:06 | 100-51-6 | |
| 4-Bromophenylphenyl ether | **0.24U** | ug/L | 4.8 | 0.24 | 1 | 11/12/11 01:00 | 11/12/11 17:06 | 101-55-3 | |
| Butylbenzylphthalate | **1.9U** | ug/L | 4.8 | 1.9 | 1 | 11/12/11 01:00 | 11/12/11 17:06 | 85-68-7 | |
| 4-Chloro-3-methylphenol | **0.29U** | ug/L | 19.3 | 0.29 | 1 | 11/12/11 01:00 | 11/12/11 17:06 | 59-50-7 | |
| 4-Chloroaniline | **0.19U** | ug/L | 4.8 | 0.19 | 1 | 11/12/11 01:00 | 11/12/11 17:06 | 106-47-8 | |
| bis(2-Chloroethoxy)methane | **0.14U** | ug/L | 4.8 | 0.14 | 1 | 11/12/11 01:00 | 11/12/11 17:06 | 111-91-1 | |
| bis(2-Chloroethyl) ether | **0.20U** | ug/L | 3.9 | 0.20 | 1 | 11/12/11 01:00 | 11/12/11 17:06 | 111-44-4 | |
| bis(2-Chloroisopropyl) ether | **0.25U** | ug/L | 4.8 | 0.25 | 1 | 11/12/11 01:00 | 11/12/11 17:06 | 108-60-1 | |
| 2-Chloronaphthalene | **0.20U** | ug/L | 4.8 | 0.20 | 1 | 11/12/11 01:00 | 11/12/11 17:06 | 91-58-7 | |
| 2-Chlorophenol | **0.14U** | ug/L | 4.8 | 0.14 | 1 | 11/12/11 01:00 | 11/12/11 17:06 | 95-57-8 | |
| 4-Chlorophenylphenyl ether | **1.8U** | ug/L | 4.8 | 1.8 | 1 | 11/12/11 01:00 | 11/12/11 17:06 | 7005-72-3 | |
| Chrysene | **0.17U** | ug/L | 4.8 | 0.17 | 1 | 11/12/11 01:00 | 11/12/11 17:06 | 218-01-9 | |
| Diallate | **0.20U** | ug/L | 4.8 | 0.20 | 1 | 11/12/11 01:00 | 11/12/11 17:06 | 2303-16-4 | |
| Dibenz(a,h)anthracene | **1.8U** | ug/L | 1.9 | 1.8 | 1 | 11/12/11 01:00 | 11/12/11 17:06 | 53-70-3 | |
| Dibenzofuran | **0.14U** | ug/L | 4.8 | 0.14 | 1 | 11/12/11 01:00 | 11/12/11 17:06 | 132-64-9 | |
| 1,2-Dichlorobenzene | **0.22U** | ug/L | 4.8 | 0.22 | 1 | 11/12/11 01:00 | 11/12/11 17:06 | 95-50-1 | |
| 1,3-Dichlorobenzene | **1.4U** | ug/L | 4.8 | 1.4 | 1 | 11/12/11 01:00 | 11/12/11 17:06 | 541-73-1 | |
| 1,4-Dichlorobenzene | **0.16U** | ug/L | 4.8 | 0.16 | 1 | 11/12/11 01:00 | 11/12/11 17:06 | 106-46-7 | |
| 3,3'-Dichlorobenzidine | **0.19U** | ug/L | 9.7 | 0.19 | 1 | 11/12/11 01:00 | 11/12/11 17:06 | 91-94-1 | |
| 2,4-Dichlorophenol | **0.18U** | ug/L | 1.9 | 0.18 | 1 | 11/12/11 01:00 | 11/12/11 17:06 | 120-83-2 | |
| 2,6-Dichlorophenol | **0.22U** | ug/L | 3.9 | 0.22 | 1 | 11/12/11 01:00 | 11/12/11 17:06 | 87-65-0 | |
| Diethylphthalate | **0.19U** | ug/L | 4.8 | 0.19 | 1 | 11/12/11 01:00 | 11/12/11 17:06 | 84-66-2 | |
| P-Dimethylaminoazobenzene | **0.29U** | ug/L | 4.8 | 0.29 | 1 | 11/12/11 01:00 | 11/12/11 17:06 | 60-11-7 | |
| 7,12-Dimethylbenz(a)anthracene | **0.13U** | ug/L | 4.8 | 0.13 | 1 | 11/12/11 01:00 | 11/12/11 17:06 | 57-97-6 | |
| 3,3'-Dimethylbenzidine | **0.60U** | ug/L | 9.7 | 0.60 | 1 | 11/12/11 01:00 | 11/12/11 17:06 | 119-93-7 | |
| 2,4-Dimethylphenol | **0.26U** | ug/L | 4.8 | 0.26 | 1 | 11/12/11 01:00 | 11/12/11 17:06 | 105-67-9 | |
| a,a-Dimethylphenylethylamine | **9.7U** | ug/L | 19.3 | 9.7 | 1 | 11/12/11 01:00 | 11/12/11 17:06 | 122-09-8 | |
| Dimethylphthalate | **0.16U** | ug/L | 4.8 | 0.16 | 1 | 11/12/11 01:00 | 11/12/11 17:06 | 131-11-3 | |

**Pace Analytical Services, Inc.**
8 East Tower Circle
Ormond Beach, FL 32174
(386)672-5668

# ANALYTICAL RESULTS

Project: Tomoka Semi-annual LF
Pace Project No.: 3542893

**Sample: B45-2** **Lab ID: 3542893003** Collected: 11/10/11 11:24 Received: 11/10/11 16:30 Matrix: Water

| Parameters | Results | Units | PQL | MDL | DF | Prepared | Analyzed | CAS No. | Qual |
|---|---|---|---|---|---|---|---|---|---|
| **8270 MSSV SemiVOA App. II** | Analytical Method: EPA 8270 Preparation Method: EPA 3510 | | | | | | | | |
| Di-n-butylphthalate | **0.20 I** | ug/L | 4.8 | 0.17 | 1 | 11/12/11 01:00 | 11/12/11 17:06 | 84-74-2 | |
| 4,6-Dinitro-2-methylphenol | **1.4U** | ug/L | 19.3 | 1.4 | 1 | 11/12/11 01:00 | 11/12/11 17:06 | 534-52-1 | |
| 1,3-Dinitrobenzene | **0.31U** | ug/L | 7.7 | 0.31 | 1 | 11/12/11 01:00 | 11/12/11 17:06 | 99-65-0 | |
| 2,4-Dinitrophenol | **1.1U** | ug/L | 19.3 | 1.1 | 1 | 11/12/11 01:00 | 11/12/11 17:06 | 51-28-5 | |
| 2,4-Dinitrotoluene | **0.14U** | ug/L | 1.9 | 0.14 | 1 | 11/12/11 01:00 | 11/12/11 17:06 | 121-14-2 | |
| 2,6-Dinitrotoluene | **0.21U** | ug/L | 1.9 | 0.21 | 1 | 11/12/11 01:00 | 11/12/11 17:06 | 606-20-2 | |
| Di-n-octylphthalate | **0.17U** | ug/L | 4.8 | 0.17 | 1 | 11/12/11 01:00 | 11/12/11 17:06 | 117-84-0 | |
| bis(2-Ethylhexyl)phthalate | **0.94U** | ug/L | 4.8 | 0.94 | 1 | 11/12/11 01:00 | 11/12/11 17:06 | 117-81-7 | |
| Ethyl methanesulfonate | **0.22U** | ug/L | 4.8 | 0.22 | 1 | 11/12/11 01:00 | 11/12/11 17:06 | 62-50-0 | |
| Fluoranthene | **1.7U** | ug/L | 4.8 | 1.7 | 1 | 11/12/11 01:00 | 11/12/11 17:06 | 206-44-0 | |
| Fluorene | **1.7U** | ug/L | 4.8 | 1.7 | 1 | 11/12/11 01:00 | 11/12/11 17:06 | 86-73-7 | |
| Hexachlorobenzene | **0.18U** | ug/L | 0.97 | 0.18 | 1 | 11/12/11 01:00 | 11/12/11 17:06 | 118-74-1 | |
| Hexachlorocyclopentadiene | **1.1U** | ug/L | 4.8 | 1.1 | 1 | 11/12/11 01:00 | 11/12/11 17:06 | 77-47-4 | |
| Hexachloroethane | **0.23U** | ug/L | 4.8 | 0.23 | 1 | 11/12/11 01:00 | 11/12/11 17:06 | 67-72-1 | |
| Hexachloropropene | **0.23U** | ug/L | 4.8 | 0.23 | 1 | 11/12/11 01:00 | 11/12/11 17:06 | 1888-71-7 | |
| Indeno(1,2,3-cd)pyrene | **1.8U** | ug/L | 1.9 | 1.8 | 1 | 11/12/11 01:00 | 11/12/11 17:06 | 193-39-5 | |
| Isodrin | **0.30U** | ug/L | 4.8 | 0.30 | 1 | 11/12/11 01:00 | 11/12/11 17:06 | 465-73-6 | |
| Isophorone | **0.14U** | ug/L | 4.8 | 0.14 | 1 | 11/12/11 01:00 | 11/12/11 17:06 | 78-59-1 | |
| Isosafrole | **0.14U** | ug/L | 4.8 | 0.14 | 1 | 11/12/11 01:00 | 11/12/11 17:06 | 120-58-1 | |
| Kepone | **4.8U** | ug/L | 19.3 | 4.8 | 1 | 11/12/11 01:00 | 11/12/11 17:06 | 143-50-0 | |
| Methapyrilene | **0.51U** | ug/L | 4.8 | 0.51 | 1 | 11/12/11 01:00 | 11/12/11 17:06 | 91-80-5 | |
| 3-Methylcholanthrene | **0.14U** | ug/L | 4.8 | 0.14 | 1 | 11/12/11 01:00 | 11/12/11 17:06 | 56-49-5 | |
| Methyl methanesulfonate | **0.17U** | ug/L | 4.8 | 0.17 | 1 | 11/12/11 01:00 | 11/12/11 17:06 | 66-27-3 | |
| 2-Methylnaphthalene | **0.14U** | ug/L | 4.8 | 0.14 | 1 | 11/12/11 01:00 | 11/12/11 17:06 | 91-57-6 | |
| 2-Methylphenol(o-Cresol) | **1.2U** | ug/L | 4.8 | 1.2 | 1 | 11/12/11 01:00 | 11/12/11 17:06 | 95-48-7 | |
| 3&4-Methylphenol(m&p Cresol) | **0.15U** | ug/L | 9.7 | 0.15 | 1 | 11/12/11 01:00 | 11/12/11 17:06 | | |
| 1-Naphthylamine | **0.28U** | ug/L | 4.8 | 0.28 | 1 | 11/12/11 01:00 | 11/12/11 17:06 | 134-32-7 | |
| 2-Naphthylamine | **0.28U** | ug/L | 4.8 | 0.28 | 1 | 11/12/11 01:00 | 11/12/11 17:06 | 91-59-8 | |
| Naphthalene | **0.19U** | ug/L | 4.8 | 0.19 | 1 | 11/12/11 01:00 | 11/12/11 17:06 | 91-20-3 | |
| 1,4-Naphthoquinone | **1.8U** | ug/L | 4.8 | 1.8 | 1 | 11/12/11 01:00 | 11/12/11 17:06 | 130-15-4 | |
| 2-Nitroaniline | **0.19U** | ug/L | 4.8 | 0.19 | 1 | 11/12/11 01:00 | 11/12/11 17:06 | 88-74-4 | |
| 3-Nitroaniline | **0.31U** | ug/L | 4.8 | 0.31 | 1 | 11/12/11 01:00 | 11/12/11 17:06 | 99-09-2 | |
| 4-Nitroaniline | **1.8U** | ug/L | 3.9 | 1.8 | 1 | 11/12/11 01:00 | 11/12/11 17:06 | 100-01-6 | |
| Nitrobenzene | **0.40U** | ug/L | 3.9 | 0.40 | 1 | 11/12/11 01:00 | 11/12/11 17:06 | 98-95-3 | |
| 2-Nitrophenol | **0.23U** | ug/L | 4.8 | 0.23 | 1 | 11/12/11 01:00 | 11/12/11 17:06 | 88-75-5 | |
| 4-Nitrophenol | **0.75U** | ug/L | 19.3 | 0.75 | 1 | 11/12/11 01:00 | 11/12/11 17:06 | 100-02-7 | |
| 5-Nitro-o-toluidine | **0.14U** | ug/L | 4.8 | 0.14 | 1 | 11/12/11 01:00 | 11/12/11 17:06 | 99-55-8 | |
| N-Nitrosodiethylamine | **0.21U** | ug/L | 3.9 | 0.21 | 1 | 11/12/11 01:00 | 11/12/11 17:06 | 55-18-5 | |
| N-Nitrosodimethylamine | **0.14U** | ug/L | 1.9 | 0.14 | 1 | 11/12/11 01:00 | 11/12/11 17:06 | 62-75-9 | |
| N-Nitroso-di-n-butylamine | **0.21U** | ug/L | 3.9 | 0.21 | 1 | 11/12/11 01:00 | 11/12/11 17:06 | 924-16-3 | |
| N-Nitroso-di-n-propylamine | **0.25U** | ug/L | 3.9 | 0.25 | 1 | 11/12/11 01:00 | 11/12/11 17:06 | 621-64-7 | |
| N-Nitrosodiphenylamine | **0.13U** | ug/L | 4.8 | 0.13 | 1 | 11/12/11 01:00 | 11/12/11 17:06 | 86-30-6 | |
| N-Nitrosomethylethylamine | **0.33U** | ug/L | 4.8 | 0.33 | 1 | 11/12/11 01:00 | 11/12/11 17:06 | 10595-95-6 | |
| N-Nitrosopiperidine | **0.24U** | ug/L | 4.8 | 0.24 | 1 | 11/12/11 01:00 | 11/12/11 17:06 | 100-75-4 | |
| N-Nitrosopyrrolidine | **0.21U** | ug/L | 4.8 | 0.21 | 1 | 11/12/11 01:00 | 11/12/11 17:06 | 930-55-2 | |
| O,O,O-Triethylphosphorothioate | **0.25U** | ug/L | 4.8 | 0.25 | 1 | 11/12/11 01:00 | 11/12/11 17:06 | 126-68-1 | |

**Pace Analytical Services, Inc.**
8 East Tower Circle
Ormond Beach, FL 32174
(386)672-5668

# ANALYTICAL RESULTS

Project: Tomoka Semi-annual LF
Pace Project No.: 3542893

**Sample: B45-2** **Lab ID: 3542893003** Collected: 11/10/11 11:24 Received: 11/10/11 16:30 Matrix: Water

| Parameters | Results | Units | PQL | MDL | DF | Prepared | Analyzed | CAS No. | Qual |
|---|---|---|---|---|---|---|---|---|---|
| **8270 MSSV SemiVOA App. II** | Analytical Method: EPA 8270 Preparation Method: EPA 3510 | | | | | | | | |
| Pentachlorobenzene | **0.19U** | ug/L | 4.8 | 0.19 | 1 | 11/12/11 01:00 | 11/12/11 17:06 | 608-93-5 | |
| Phenacetin | **0.19U** | ug/L | 4.8 | 0.19 | 1 | 11/12/11 01:00 | 11/12/11 17:06 | 62-44-2 | |
| Phenanthrene | **0.13U** | ug/L | 4.8 | 0.13 | 1 | 11/12/11 01:00 | 11/12/11 17:06 | 85-01-8 | |
| Phenol | **0.14U** | ug/L | 4.8 | 0.14 | 1 | 11/12/11 01:00 | 11/12/11 17:06 | 108-95-2 | |
| p-Phenylenediamine | **9.7U** | ug/L | 19.3 | 9.7 | 1 | 11/12/11 01:00 | 11/12/11 17:06 | 106-50-3 | |
| Pronamide | **0.19U** | ug/L | 4.8 | 0.19 | 1 | 11/12/11 01:00 | 11/12/11 17:06 | 23950-58-5 | |
| Pyrene | **1.7U** | ug/L | 4.8 | 1.7 | 1 | 11/12/11 01:00 | 11/12/11 17:06 | 129-00-0 | |
| Safrole | **0.22U** | ug/L | 4.8 | 0.22 | 1 | 11/12/11 01:00 | 11/12/11 17:06 | 94-59-7 | |
| 1,2,4,5-Tetrachlorobenzene | **1.4U** | ug/L | 4.8 | 1.4 | 1 | 11/12/11 01:00 | 11/12/11 17:06 | 95-94-3 | |
| 2,3,4,6-Tetrachlorophenol | **1.6U** | ug/L | 4.8 | 1.6 | 1 | 11/12/11 01:00 | 11/12/11 17:06 | 58-90-2 | |
| Thionazin | **0.26U** | ug/L | 4.8 | 0.26 | 1 | 11/12/11 01:00 | 11/12/11 17:06 | 297-97-2 | |
| O-Toluidine | **0.24U** | ug/L | 4.8 | 0.24 | 1 | 11/12/11 01:00 | 11/12/11 17:06 | 95-53-4 | |
| 2,4,5-Trichlorophenol | **0.16U** | ug/L | 3.9 | 0.16 | 1 | 11/12/11 01:00 | 11/12/11 17:06 | 95-95-4 | |
| 2,4,6-Trichlorophenol | **0.18U** | ug/L | 1.9 | 0.18 | 1 | 11/12/11 01:00 | 11/12/11 17:06 | 88-06-2 | |
| 1,3,5-Trinitrobenzene | **0.18U** | ug/L | 4.8 | 0.18 | 1 | 11/12/11 01:00 | 11/12/11 17:06 | 99-35-4 | |
| ***Surrogates*** | | | | | | | | | |
| Nitrobenzene-d5 (S) | 64 | % | 10-110 | | 1 | 11/12/11 01:00 | 11/12/11 17:06 | 4165-60-0 | |
| 2-Fluorobiphenyl (S) | 69 | % | 18-110 | | 1 | 11/12/11 01:00 | 11/12/11 17:06 | 321-60-8 | |
| Terphenyl-d14 (S) | 74 | % | 10-123 | | 1 | 11/12/11 01:00 | 11/12/11 17:06 | 1718-51-0 | |
| Phenol-d6 (S) | 13 | % | 10-110 | | 1 | 11/12/11 01:00 | 11/12/11 17:06 | 13127-88-3 | |
| 2-Fluorophenol (S) | 22 | % | 18-110 | | 1 | 11/12/11 01:00 | 11/12/11 17:06 | 367-12-4 | |
| 2,4,6-Tribromophenol (S) | 79 | % | 10-110 | | 1 | 11/12/11 01:00 | 11/12/11 17:06 | 118-79-6 | |
| **8260 MSV** | Analytical Method: EPA 8260 | | | | | | | | |
| Acetone | **5.0U** | ug/L | 10.0 | 5.0 | 1 | | 11/16/11 02:32 | 67-64-1 | |
| Acetonitrile | **5.0U** | ug/L | 10.0 | 5.0 | 1 | | 11/16/11 02:32 | 75-05-8 | |
| Acrolein | **10.0U** | ug/L | 20.0 | 10.0 | 1 | | 11/16/11 02:32 | 107-02-8 | |
| Acrylonitrile | **5.0U** | ug/L | 10.0 | 5.0 | 1 | | 11/16/11 02:32 | 107-13-1 | |
| Allyl chloride | **0.50U** | ug/L | 1.0 | 0.50 | 1 | | 11/16/11 02:32 | 107-05-1 | |
| Benzene | **0.50U** | ug/L | 1.0 | 0.50 | 1 | | 11/16/11 02:32 | 71-43-2 | |
| Bromochloromethane | **0.50U** | ug/L | 1.0 | 0.50 | 1 | | 11/16/11 02:32 | 74-97-5 | |
| Bromodichloromethane | **0.27U** | ug/L | 0.60 | 0.27 | 1 | | 11/16/11 02:32 | 75-27-4 | |
| Bromoform | **0.50U** | ug/L | 1.0 | 0.50 | 1 | | 11/16/11 02:32 | 75-25-2 | |
| Bromomethane | **0.50U** | ug/L | 1.0 | 0.50 | 1 | | 11/16/11 02:32 | 74-83-9 | |
| 2-Butanone (MEK) | **5.0U** | ug/L | 10.0 | 5.0 | 1 | | 11/16/11 02:32 | 78-93-3 | |
| Carbon disulfide | **5.0U** | ug/L | 10.0 | 5.0 | 1 | | 11/16/11 02:32 | 75-15-0 | |
| Carbon tetrachloride | **0.50U** | ug/L | 1.0 | 0.50 | 1 | | 11/16/11 02:32 | 56-23-5 | |
| Chlorobenzene | **0.50U** | ug/L | 1.0 | 0.50 | 1 | | 11/16/11 02:32 | 108-90-7 | |
| Chloroethane | **0.50U** | ug/L | 1.0 | 0.50 | 1 | | 11/16/11 02:32 | 75-00-3 | |
| Chloroform | **0.50U** | ug/L | 1.0 | 0.50 | 1 | | 11/16/11 02:32 | 67-66-3 | |
| Chloromethane | **0.62U** | ug/L | 1.0 | 0.62 | 1 | | 11/16/11 02:32 | 74-87-3 | L3 |
| Chloroprene | **0.50U** | ug/L | 1.0 | 0.50 | 1 | | 11/16/11 02:32 | 126-99-8 | |
| Dibromochloromethane | **0.26U** | ug/L | 0.50 | 0.26 | 1 | | 11/16/11 02:32 | 124-48-1 | |
| Dibromomethane | **0.50U** | ug/L | 1.0 | 0.50 | 1 | | 11/16/11 02:32 | 74-95-3 | |
| trans-1,4-Dichloro-2-butene | **5.0U** | ug/L | 10.0 | 5.0 | 1 | | 11/16/11 02:32 | 110-57-6 | |
| Dichlorodifluoromethane | **0.50U** | ug/L | 1.0 | 0.50 | 1 | | 11/16/11 02:32 | 75-71-8 | |

**Pace Analytical Services, Inc.**
8 East Tower Circle
Ormond Beach, FL 32174
(386)672-5668

# ANALYTICAL RESULTS

Project: Tomoka Semi-annual LF
Pace Project No.: 3542893

**Sample: B45-2** **Lab ID: 3542893003** Collected: 11/10/11 11:24 Received: 11/10/11 16:30 Matrix: Water

| Parameters | Results | Units | PQL | MDL | DF | Prepared | Analyzed | CAS No. | Qual |
|---|---|---|---|---|---|---|---|---|---|
| **8260 MSV** | Analytical Method: EPA 8260 | | | | | | | | |
| 1,1-Dichloroethane | **0.50U** | ug/L | 1.0 | 0.50 | 1 | | 11/16/11 02:32 | 75-34-3 | |
| 1,2-Dichloroethane | **0.50U** | ug/L | 1.0 | 0.50 | 1 | | 11/16/11 02:32 | 107-06-2 | |
| 1,1-Dichloroethene | **0.50U** | ug/L | 1.0 | 0.50 | 1 | | 11/16/11 02:32 | 75-35-4 | |
| cis-1,2-Dichloroethene | **0.50U** | ug/L | 1.0 | 0.50 | 1 | | 11/16/11 02:32 | 156-59-2 | |
| trans-1,2-Dichloroethene | **0.50U** | ug/L | 1.0 | 0.50 | 1 | | 11/16/11 02:32 | 156-60-5 | |
| 1,2-Dichloropropane | **0.50U** | ug/L | 1.0 | 0.50 | 1 | | 11/16/11 02:32 | 78-87-5 | |
| 1,3-Dichloropropane | **0.50U** | ug/L | 1.0 | 0.50 | 1 | | 11/16/11 02:32 | 142-28-9 | |
| 2,2-Dichloropropane | **0.50U** | ug/L | 1.0 | 0.50 | 1 | | 11/16/11 02:32 | 594-20-7 | |
| 1,1-Dichloropropene | **0.50U** | ug/L | 1.0 | 0.50 | 1 | | 11/16/11 02:32 | 563-58-6 | |
| cis-1,3-Dichloropropene | **0.25U** | ug/L | 0.50 | 0.25 | 1 | | 11/16/11 02:32 | 10061-01-5 | |
| trans-1,3-Dichloropropene | **0.25U** | ug/L | 0.50 | 0.25 | 1 | | 11/16/11 02:32 | 10061-02-6 | |
| Ethylbenzene | **0.50U** | ug/L | 1.0 | 0.50 | 1 | | 11/16/11 02:32 | 100-41-4 | |
| Ethyl methacrylate | **0.50U** | ug/L | 1.0 | 0.50 | 1 | | 11/16/11 02:32 | 97-63-2 | |
| Hexachloro-1,3-butadiene | **0.50U** | ug/L | 1.0 | 0.50 | 1 | | 11/16/11 02:32 | 87-68-3 | |
| 2-Hexanone | **5.0U** | ug/L | 10.0 | 5.0 | 1 | | 11/16/11 02:32 | 591-78-6 | |
| Iodomethane | **0.50U** | ug/L | 1.0 | 0.50 | 1 | | 11/16/11 02:32 | 74-88-4 | |
| Isobutyl Alcohol | **10.0U** | ug/L | 20.0 | 10.0 | 1 | | 11/16/11 02:32 | 78-83-1 | L3 |
| Methacrylonitrile | **5.0U** | ug/L | 10.0 | 5.0 | 1 | | 11/16/11 02:32 | 126-98-7 | |
| Methylene Chloride | **2.5U** | ug/L | 5.0 | 2.5 | 1 | | 11/16/11 02:32 | 75-09-2 | |
| Methyl methacrylate | **5.0U** | ug/L | 10.0 | 5.0 | 1 | | 11/16/11 02:32 | 80-62-6 | |
| 4-Methyl-2-pentanone (MIBK) | **5.0U** | ug/L | 10.0 | 5.0 | 1 | | 11/16/11 02:32 | 108-10-1 | |
| Propionitrile | **5.0U** | ug/L | 10.0 | 5.0 | 1 | | 11/16/11 02:32 | 107-12-0 | |
| Styrene | **0.50U** | ug/L | 1.0 | 0.50 | 1 | | 11/16/11 02:32 | 100-42-5 | |
| 1,1,1,2-Tetrachloroethane | **0.50U** | ug/L | 1.0 | 0.50 | 1 | | 11/16/11 02:32 | 630-20-6 | |
| 1,1,2,2-Tetrachloroethane | **0.12U** | ug/L | 0.50 | 0.12 | 1 | | 11/16/11 02:32 | 79-34-5 | |
| Tetrachloroethene | **0.50U** | ug/L | 1.0 | 0.50 | 1 | | 11/16/11 02:32 | 127-18-4 | |
| Toluene | **0.50U** | ug/L | 1.0 | 0.50 | 1 | | 11/16/11 02:32 | 108-88-3 | |
| 1,2,4-Trichlorobenzene | **0.50U** | ug/L | 1.0 | 0.50 | 1 | | 11/16/11 02:32 | 120-82-1 | |
| 1,1,1-Trichloroethane | **0.50U** | ug/L | 1.0 | 0.50 | 1 | | 11/16/11 02:32 | 71-55-6 | |
| 1,1,2-Trichloroethane | **0.50U** | ug/L | 1.0 | 0.50 | 1 | | 11/16/11 02:32 | 79-00-5 | |
| Trichloroethene | **0.50U** | ug/L | 1.0 | 0.50 | 1 | | 11/16/11 02:32 | 79-01-6 | |
| Trichlorofluoromethane | **0.50U** | ug/L | 1.0 | 0.50 | 1 | | 11/16/11 02:32 | 75-69-4 | |
| 1,2,3-Trichloropropane | **0.36U** | ug/L | 0.50 | 0.36 | 1 | | 11/16/11 02:32 | 96-18-4 | |
| Vinyl acetate | **1.0U** | ug/L | 2.0 | 1.0 | 1 | | 11/16/11 02:32 | 108-05-4 | |
| Vinyl chloride | **0.50U** | ug/L | 1.0 | 0.50 | 1 | | 11/16/11 02:32 | 75-01-4 | |
| Xylene (Total) | **0.50U** | ug/L | 1.0 | 0.50 | 1 | | 11/16/11 02:32 | 1330-20-7 | |
| ***Surrogates*** | | | | | | | | | |
| 4-Bromofluorobenzene (S) | 90 | % | 70-114 | | 1 | | 11/16/11 02:32 | 460-00-4 | |
| Dibromofluoromethane (S) | 105 | % | 88-117 | | 1 | | 11/16/11 02:32 | 1868-53-7 | |
| 1,2-Dichloroethane-d4 (S) | 105 | % | 86-125 | | 1 | | 11/16/11 02:32 | 17060-07-0 | |
| Toluene-d8 (S) | 100 | % | 87-113 | | 1 | | 11/16/11 02:32 | 2037-26-5 | |
| **2540C Total Dissolved Solids** | Analytical Method: SM 2540C | | | | | | | | |
| Total Dissolved Solids | **1020** | mg/L | 20.0 | 20.0 | 1 | | 11/14/11 12:45 | | |

**Pace Analytical Services, Inc.**
8 East Tower Circle
Ormond Beach, FL 32174
(386)672-5668

# ANALYTICAL RESULTS

Project: Tomoka Semi-annual LF
Pace Project No.: 3542893

**Sample: B45-2** **Lab ID: 3542893003** Collected: 11/10/11 11:24 Received: 11/10/11 16:30 Matrix: Water

| Parameters | Results | Units | PQL | MDL | DF | Prepared | Analyzed | CAS No. | Qual |
|---|---|---|---|---|---|---|---|---|---|
| **9034 Sulfide Water** | Analytical Method: EPA 9034 | | | | | | | | |
| Sulfide | **1.0U** | mg/L | 1.0 | 1.0 | 1 | | 11/11/11 08:30 | 18496-25-8 | |
| **300.0 IC Anions** | Analytical Method: EPA 300.0 | | | | | | | | |
| Nitrate as N | **0.19** | mg/L | 0.050 | 0.025 | 1 | | 11/11/11 16:42 | 14797-55-8 | |
| **300.0 IC Anions 28 Days** | Analytical Method: EPA 300.0 | | | | | | | | |
| Chloride | **93.4** | mg/L | 5.0 | 2.5 | 1 | | 11/11/11 16:42 | 16887-00-6 | |
| Sulfate | **17.8** | mg/L | 5.0 | 2.5 | 1 | | 11/11/11 16:42 | 14808-79-8 | |
| **350.1 Ammonia** | Analytical Method: EPA 350.1 | | | | | | | | |
| Nitrogen, Ammonia | **0.020U** | mg/L | 0.050 | 0.020 | 1 | | 11/16/11 07:37 | 7664-41-7 | |
| **9012 Cyanide, Total** | Analytical Method: EPA 9012 Preparation Method: EPA 9012 | | | | | | | | |
| Cyanide | **0.0014 I** | mg/L | 0.010 | 0.0010 | 1 | 11/21/11 06:38 | 11/22/11 06:56 | 57-12-5 | V |

**Pace Analytical Services, Inc.**
8 East Tower Circle
Ormond Beach, FL 32174
(386)672-5668

# ANALYTICAL RESULTS

Project: Tomoka Semi-annual LF
Pace Project No.: 3542893

**Sample: B45-1** **Lab ID: 3542893004** Collected: 11/10/11 12:07 Received: 11/10/11 16:30 Matrix: Water

| Parameters | Results | Units | PQL | MDL | DF | Prepared | Analyzed | CAS No. | Qual |
|---|---|---|---|---|---|---|---|---|---|
| **Field Data** | Analytical Method: | | | | | | | | |
| Field pH | **6.04** | Std. Units | | | 1 | | 11/10/11 13:27 | | |
| Field Temperature | **22.19** | deg C | | | 1 | | 11/10/11 13:27 | | |
| Appearance | **Color: Orange, Sheen: None** | | | | 1 | | 11/10/11 13:27 | | |
| Field Specific Conductance | **1473** | umhos/cm | | | 1 | | 11/10/11 13:27 | | |
| Oxygen, Dissolved | **0.24** | mg/L | | | 1 | | 11/10/11 13:27 | 7782-44-7 | |
| REDOX | **-41.9** | mV | | | 1 | | 11/10/11 13:27 | | |
| Turbidity | **1.94** | NTU | | | 1 | | 11/10/11 13:27 | | |
| **8011 GCS EDB and DBCP** | Analytical Method: EPA 8011 Preparation Method: EPA 8011 | | | | | | | | |
| 1,2-Dibromo-3-chloropropane | **0.0051U** | ug/L | 0.021 | 0.0051 | 1 | 11/14/11 09:00 | 11/14/11 20:38 | 96-12-8 | |
| 1,2-Dibromoethane (EDB) | **0.0064U** | ug/L | 0.010 | 0.0064 | 1 | 11/14/11 09:00 | 11/14/11 20:38 | 106-93-4 | |
| **8081 GCS Pesticides** | Analytical Method: EPA 8081 Preparation Method: EPA 3510 | | | | | | | | |
| Aldrin | **0.00048U** | ug/L | 0.0095 | 0.00048 | 1 | 11/13/11 08:30 | 11/18/11 02:30 | 309-00-2 | |
| alpha-BHC | **0.00029U** | ug/L | 0.0095 | 0.00029 | 1 | 11/13/11 08:30 | 11/18/11 02:30 | 319-84-6 | |
| beta-BHC | **0.00048U** | ug/L | 0.0095 | 0.00048 | 1 | 11/13/11 08:30 | 11/18/11 02:30 | 319-85-7 | |
| delta-BHC | **0.00038U** | ug/L | 0.0095 | 0.00038 | 1 | 11/13/11 08:30 | 11/18/11 02:30 | 319-86-8 | |
| gamma-BHC (Lindane) | **0.00019U** | ug/L | 0.0095 | 0.00019 | 1 | 11/13/11 08:30 | 11/18/11 02:30 | 58-89-9 | |
| Chlordane (Technical) | **0.076U** | ug/L | 0.48 | 0.076 | 1 | 11/13/11 08:30 | 11/18/11 02:30 | 57-74-9 | |
| Chlorobenzilate | **0.020U** | ug/L | 0.095 | 0.020 | 1 | 11/13/11 08:30 | 11/18/11 02:30 | 510-15-6 | |
| 4,4'-DDD | **0.0018U** | ug/L | 0.0095 | 0.0018 | 1 | 11/13/11 08:30 | 11/18/11 02:30 | 72-54-8 | |
| 4,4'-DDE | **0.00086U** | ug/L | 0.0095 | 0.00086 | 1 | 11/13/11 08:30 | 11/18/11 02:30 | 72-55-9 | |
| 4,4'-DDT | **0.0034U** | ug/L | 0.0095 | 0.0034 | 1 | 11/13/11 08:30 | 11/18/11 02:30 | 50-29-3 | |
| Dieldrin | **0.00048U** | ug/L | 0.0095 | 0.00048 | 1 | 11/13/11 08:30 | 11/18/11 02:30 | 60-57-1 | |
| Endosulfan I | **0.00067U** | ug/L | 0.0095 | 0.00067 | 1 | 11/13/11 08:30 | 11/18/11 02:30 | 959-98-8 | |
| Endosulfan II | **0.00067U** | ug/L | 0.0095 | 0.00067 | 1 | 11/13/11 08:30 | 11/18/11 02:30 | 33213-65-9 | |
| Endosulfan sulfate | **0.00057U** | ug/L | 0.0095 | 0.00057 | 1 | 11/13/11 08:30 | 11/18/11 02:30 | 1031-07-8 | |
| Endrin | **0.0016U** | ug/L | 0.0095 | 0.0016 | 1 | 11/13/11 08:30 | 11/18/11 02:30 | 72-20-8 | |
| Endrin aldehyde | **0.0068U** | ug/L | 0.0095 | 0.0068 | 1 | 11/13/11 08:30 | 11/18/11 02:30 | 7421-93-4 | |
| Heptachlor | **0.0014U** | ug/L | 0.0095 | 0.0014 | 1 | 11/13/11 08:30 | 11/18/11 02:30 | 76-44-8 | |
| Heptachlor epoxide | **0.00038U** | ug/L | 0.0095 | 0.00038 | 1 | 11/13/11 08:30 | 11/18/11 02:30 | 1024-57-3 | |
| Methoxychlor | **0.0067U** | ug/L | 0.0095 | 0.0067 | 1 | 11/13/11 08:30 | 11/18/11 02:30 | 72-43-5 | |
| Pentachloronitrobenzene | **0.014U** | ug/L | 0.095 | 0.014 | 1 | 11/13/11 08:30 | 11/18/11 02:30 | 82-68-8 | |
| Toxaphene | **0.27U** | ug/L | 0.48 | 0.27 | 1 | 11/13/11 08:30 | 11/18/11 02:30 | 8001-35-2 | |
| ***Surrogates*** | | | | | | | | | |
| Tetrachloro-m-xylene (S) | 92 | % | 66.5-120.3 | | 1 | 11/13/11 08:30 | 11/18/11 02:30 | 877-09-8 | |
| Decachlorobiphenyl (S) | 37 | % | 41.7-109.1 | | 1 | 11/13/11 08:30 | 11/18/11 02:30 | 2051-24-3 | J(S1) |
| **8082 GCS PCB** | Analytical Method: EPA 8082 Preparation Method: EPA 3510 | | | | | | | | |
| PCB-1016 (Aroclor 1016) | **0.076U** | ug/L | 0.48 | 0.076 | 1 | 11/13/11 08:30 | 11/15/11 23:50 | 12674-11-2 | |
| PCB-1221 (Aroclor 1221) | **0.077U** | ug/L | 0.48 | 0.077 | 1 | 11/13/11 08:30 | 11/15/11 23:50 | 11104-28-2 | |
| PCB-1232 (Aroclor 1232) | **0.11U** | ug/L | 0.48 | 0.11 | 1 | 11/13/11 08:30 | 11/15/11 23:50 | 11141-16-5 | |

**Pace Analytical Services, Inc.**
8 East Tower Circle
Ormond Beach, FL 32174
(386)672-5668

# ANALYTICAL RESULTS

Project: Tomoka Semi-annual LF
Pace Project No.: 3542893

**Sample: B45-1** **Lab ID: 3542893004** Collected: 11/10/11 12:07 Received: 11/10/11 16:30 Matrix: Water

| Parameters | Results | Units | PQL | MDL | DF | Prepared | Analyzed | CAS No. | Qual |
|---|---|---|---|---|---|---|---|---|---|
| **8082 GCS PCB** | Analytical Method: EPA 8082 Preparation Method: EPA 3510 | | | | | | | | |
| PCB-1242 (Aroclor 1242) | **0.12U** | ug/L | 0.48 | 0.12 | 1 | 11/13/11 08:30 | 11/15/11 23:50 | 53469-21-9 | |
| PCB-1248 (Aroclor 1248) | **0.26U** | ug/L | 0.48 | 0.26 | 1 | 11/13/11 08:30 | 11/15/11 23:50 | 12672-29-6 | |
| PCB-1254 (Aroclor 1254) | **0.14U** | ug/L | 0.48 | 0.14 | 1 | 11/13/11 08:30 | 11/15/11 23:50 | 11097-69-1 | |
| PCB-1260 (Aroclor 1260) | **0.11U** | ug/L | 0.48 | 0.11 | 1 | 11/13/11 08:30 | 11/15/11 23:50 | 11096-82-5 | |
| ***Surrogates*** | | | | | | | | | |
| Tetrachloro-m-xylene (S) | 56 | % | 48-111 | | 1 | 11/13/11 08:30 | 11/15/11 23:50 | 877-09-8 | |
| Decachlorobiphenyl (S) | 36 | % | 63-121 | | 1 | 11/13/11 08:30 | 11/15/11 23:50 | 2051-24-3 | J(S0) |
| **8141 GCS O/P Pesticides** | Analytical Method: EPA 8141 Preparation Method: EPA 3510 | | | | | | | | |
| Dimethoate | **0.23U** | ug/L | 0.47 | 0.23 | 1 | 11/11/11 17:15 | 11/13/11 08:37 | 60-51-5 | |
| Disulfoton | **0.24U** | ug/L | 0.47 | 0.24 | 1 | 11/11/11 17:15 | 11/13/11 08:37 | 298-04-4 | |
| Famphur | **0.28U** | ug/L | 0.47 | 0.28 | 1 | 11/11/11 17:15 | 11/13/11 08:37 | 52-85-7 | |
| Methyl parathion | **0.25U** | ug/L | 0.47 | 0.25 | 1 | 11/11/11 17:15 | 11/13/11 08:37 | 298-00-0 | |
| Parathion (Ethyl parathion) | **0.45U** | ug/L | 0.95 | 0.45 | 1 | 11/11/11 17:15 | 11/13/11 08:37 | 56-38-2 | |
| Phorate | **0.40U** | ug/L | 0.95 | 0.40 | 1 | 11/11/11 17:15 | 11/13/11 08:37 | 298-02-2 | |
| ***Surrogates*** | | | | | | | | | |
| 4-Chloro3nitrobenzotrifluoride | 85 | % | 34.2-122 | | 1 | 11/11/11 17:15 | 11/13/11 08:37 | | |
| **8151 Chlorinated Herbicides** | Analytical Method: EPA 8151 Preparation Method: EPA 8151 | | | | | | | | |
| 2,4-D | **0.21U** | ug/L | 0.90 | 0.21 | 1 | 11/11/11 08:00 | 11/15/11 15:07 | 94-75-7 | |
| Dinoseb | **0.054U** | ug/L | 0.18 | 0.054 | 1 | 11/11/11 08:00 | 11/15/11 15:07 | 88-85-7 | |
| Pentachlorophenol | **0.016U** | ug/L | 0.027 | 0.016 | 1 | 11/11/11 08:00 | 11/15/11 15:07 | 87-86-5 | |
| 2,4,5-T | **0.040U** | ug/L | 0.18 | 0.040 | 1 | 11/11/11 08:00 | 11/15/11 15:07 | 93-76-5 | |
| 2,4,5-TP (Silvex) | **0.047U** | ug/L | 0.18 | 0.047 | 1 | 11/11/11 08:00 | 11/15/11 15:07 | 93-72-1 | |
| ***Surrogates*** | | | | | | | | | |
| 2,4-DCAA (S) | 108 | % | 42-142 | | 1 | 11/11/11 08:00 | 11/15/11 15:07 | 19719-28-9 | |
| **6010 MET ICP** | Analytical Method: EPA 6010 Preparation Method: EPA 3010 | | | | | | | | |
| Arsenic | **5.0U** | ug/L | 10.0 | 5.0 | 1 | 11/11/11 11:32 | 11/15/11 18:59 | 7440-38-2 | |
| Barium | **154** | ug/L | 10.0 | 5.0 | 1 | 11/11/11 11:32 | 11/15/11 18:59 | 7440-39-3 | |
| Beryllium | **0.50U** | ug/L | 1.0 | 0.50 | 1 | 11/11/11 11:32 | 11/15/11 18:59 | 7440-41-7 | |
| Cadmium | **0.50U** | ug/L | 1.0 | 0.50 | 1 | 11/11/11 11:32 | 11/15/11 18:59 | 7440-43-9 | |
| Chromium | **2.5U** | ug/L | 5.0 | 2.5 | 1 | 11/11/11 11:32 | 11/15/11 18:59 | 7440-47-3 | |
| Cobalt | **5.0U** | ug/L | 10.0 | 5.0 | 1 | 11/11/11 11:32 | 11/15/11 18:59 | 7440-48-4 | |
| Copper | **5.5** | ug/L | 5.0 | 2.5 | 1 | 11/11/11 11:32 | 11/15/11 18:59 | 7440-50-8 | |
| Iron | **48200** | ug/L | 40.0 | 20.0 | 1 | 11/11/11 11:32 | 11/15/11 18:59 | 7439-89-6 | J(M1) |
| Lead | **5.0U** | ug/L | 10.0 | 5.0 | 1 | 11/11/11 11:32 | 11/15/11 18:59 | 7439-92-1 | |
| Nickel | **2.5U** | ug/L | 5.0 | 2.5 | 1 | 11/11/11 11:32 | 11/15/11 18:59 | 7440-02-0 | |
| Selenium | **7.5U** | ug/L | 15.0 | 7.5 | 1 | 11/11/11 11:32 | 11/15/11 18:59 | 7782-49-2 | |
| Silver | **2.5U** | ug/L | 5.0 | 2.5 | 1 | 11/11/11 11:32 | 11/15/11 18:59 | 7440-22-4 | J(M1) |
| Sodium | **207** | mg/L | 1.0 | 0.50 | 1 | 11/11/11 11:32 | 11/15/11 18:59 | 7440-23-5 | J(M1) |
| Tin | **25.0U** | ug/L | 50.0 | 25.0 | 1 | 11/11/11 11:32 | 11/15/11 18:59 | 7440-31-5 | |
| Vanadium | **5.0U** | ug/L | 10.0 | 5.0 | 1 | 11/11/11 11:32 | 11/15/11 18:59 | 7440-62-2 | |
| Zinc | **10.0U** | ug/L | 20.0 | 10.0 | 1 | 11/11/11 11:32 | 11/15/11 18:59 | 7440-66-6 | |

**Pace Analytical Services, Inc.**
8 East Tower Circle
Ormond Beach, FL 32174
(386)672-5668

# ANALYTICAL RESULTS

Project: Tomoka Semi-annual LF
Pace Project No.: 3542893

**Sample: B45-1** **Lab ID: 3542893004** Collected: 11/10/11 12:07 Received: 11/10/11 16:30 Matrix: Water

| Parameters | Results | Units | PQL | MDL | DF | Prepared | Analyzed | CAS No. | Qual |
|---|---|---|---|---|---|---|---|---|---|
| **6020 MET ICPMS** | Analytical Method: EPA 6020 | | Preparation Method: EPA 3010 | | | | | | |
| Antimony | **0.50U** | ug/L | 1.0 | 0.50 | 1 | 11/11/11 11:32 | 11/14/11 12:23 | 7440-36-0 | |
| Thallium | **0.50U** | ug/L | 1.0 | 0.50 | 1 | 11/11/11 11:32 | 11/14/11 12:23 | 7440-28-0 | |
| **7470 Mercury** | Analytical Method: EPA 7470 | | Preparation Method: EPA 7470 | | | | | | |
| Mercury | **0.10U** | ug/L | 0.20 | 0.10 | 1 | 11/11/11 00:30 | 11/11/11 10:39 | 7439-97-6 | |
| **8270 MSSV SemiVOA App. II** | Analytical Method: EPA 8270 | | Preparation Method: EPA 3510 | | | | | | |
| Acenaphthene | **0.17U** | ug/L | 4.8 | 0.17 | 1 | 11/12/11 01:00 | 11/12/11 17:23 | 83-32-9 | |
| Acenaphthylene | **1.7U** | ug/L | 4.8 | 1.7 | 1 | 11/12/11 01:00 | 11/12/11 17:23 | 208-96-8 | |
| Acetophenone | **1.5U** | ug/L | 4.8 | 1.5 | 1 | 11/12/11 01:00 | 11/12/11 17:23 | 98-86-2 | |
| 2-Acetylaminofluorene | **0.24U** | ug/L | 4.8 | 0.24 | 1 | 11/12/11 01:00 | 11/12/11 17:23 | 53-96-3 | |
| 4-Aminobiphenyl | **0.18U** | ug/L | 4.8 | 0.18 | 1 | 11/12/11 01:00 | 11/12/11 17:23 | 92-67-1 | |
| Anthracene | **0.17U** | ug/L | 4.8 | 0.17 | 1 | 11/12/11 01:00 | 11/12/11 17:23 | 120-12-7 | |
| Benzo(a)anthracene | **1.7U** | ug/L | 4.8 | 1.7 | 1 | 11/12/11 01:00 | 11/12/11 17:23 | 56-55-3 | |
| Benzo(a)pyrene | **0.13U** | ug/L | 0.96 | 0.13 | 1 | 11/12/11 01:00 | 11/12/11 17:23 | 50-32-8 | |
| Benzo(b)fluoranthene | **1.8U** | ug/L | 1.9 | 1.8 | 1 | 11/12/11 01:00 | 11/12/11 17:23 | 205-99-2 | J(L2) |
| Benzo(g,h,i)perylene | **1.7U** | ug/L | 4.8 | 1.7 | 1 | 11/12/11 01:00 | 11/12/11 17:23 | 191-24-2 | |
| Benzo(k)fluoranthene | **0.11U** | ug/L | 3.8 | 0.11 | 1 | 11/12/11 01:00 | 11/12/11 17:23 | 207-08-9 | L3 |
| Benzyl alcohol | **0.30U** | ug/L | 4.8 | 0.30 | 1 | 11/12/11 01:00 | 11/12/11 17:23 | 100-51-6 | |
| 4-Bromophenylphenyl ether | **0.24U** | ug/L | 4.8 | 0.24 | 1 | 11/12/11 01:00 | 11/12/11 17:23 | 101-55-3 | |
| Butylbenzylphthalate | **1.9U** | ug/L | 4.8 | 1.9 | 1 | 11/12/11 01:00 | 11/12/11 17:23 | 85-68-7 | |
| 4-Chloro-3-methylphenol | **0.29U** | ug/L | 19.2 | 0.29 | 1 | 11/12/11 01:00 | 11/12/11 17:23 | 59-50-7 | |
| 4-Chloroaniline | **0.19U** | ug/L | 4.8 | 0.19 | 1 | 11/12/11 01:00 | 11/12/11 17:23 | 106-47-8 | |
| bis(2-Chloroethoxy)methane | **0.13U** | ug/L | 4.8 | 0.13 | 1 | 11/12/11 01:00 | 11/12/11 17:23 | 111-91-1 | |
| bis(2-Chloroethyl) ether | **0.20U** | ug/L | 3.8 | 0.20 | 1 | 11/12/11 01:00 | 11/12/11 17:23 | 111-44-4 | |
| bis(2-Chloroisopropyl) ether | **0.25U** | ug/L | 4.8 | 0.25 | 1 | 11/12/11 01:00 | 11/12/11 17:23 | 108-60-1 | |
| 2-Chloronaphthalene | **0.20U** | ug/L | 4.8 | 0.20 | 1 | 11/12/11 01:00 | 11/12/11 17:23 | 91-58-7 | |
| 2-Chlorophenol | **0.13U** | ug/L | 4.8 | 0.13 | 1 | 11/12/11 01:00 | 11/12/11 17:23 | 95-57-8 | |
| 4-Chlorophenylphenyl ether | **1.8U** | ug/L | 4.8 | 1.8 | 1 | 11/12/11 01:00 | 11/12/11 17:23 | 7005-72-3 | |
| Chrysene | **0.17U** | ug/L | 4.8 | 0.17 | 1 | 11/12/11 01:00 | 11/12/11 17:23 | 218-01-9 | |
| Diallate | **0.20U** | ug/L | 4.8 | 0.20 | 1 | 11/12/11 01:00 | 11/12/11 17:23 | 2303-16-4 | |
| Dibenz(a,h)anthracene | **1.7U** | ug/L | 1.9 | 1.7 | 1 | 11/12/11 01:00 | 11/12/11 17:23 | 53-70-3 | |
| Dibenzofuran | **0.13U** | ug/L | 4.8 | 0.13 | 1 | 11/12/11 01:00 | 11/12/11 17:23 | 132-64-9 | |
| 1,2-Dichlorobenzene | **0.22U** | ug/L | 4.8 | 0.22 | 1 | 11/12/11 01:00 | 11/12/11 17:23 | 95-50-1 | |
| 1,3-Dichlorobenzene | **1.4U** | ug/L | 4.8 | 1.4 | 1 | 11/12/11 01:00 | 11/12/11 17:23 | 541-73-1 | |
| 1,4-Dichlorobenzene | **0.16U** | ug/L | 4.8 | 0.16 | 1 | 11/12/11 01:00 | 11/12/11 17:23 | 106-46-7 | |
| 3,3'-Dichlorobenzidine | **0.19U** | ug/L | 9.6 | 0.19 | 1 | 11/12/11 01:00 | 11/12/11 17:23 | 91-94-1 | |
| 2,4-Dichlorophenol | **0.18U** | ug/L | 1.9 | 0.18 | 1 | 11/12/11 01:00 | 11/12/11 17:23 | 120-83-2 | |
| 2,6-Dichlorophenol | **0.22U** | ug/L | 3.8 | 0.22 | 1 | 11/12/11 01:00 | 11/12/11 17:23 | 87-65-0 | |
| Diethylphthalate | **0.19U** | ug/L | 4.8 | 0.19 | 1 | 11/12/11 01:00 | 11/12/11 17:23 | 84-66-2 | |
| P-Dimethylaminoazobenzene | **0.29U** | ug/L | 4.8 | 0.29 | 1 | 11/12/11 01:00 | 11/12/11 17:23 | 60-11-7 | |
| 7,12-Dimethylbenz(a)anthracene | **0.12U** | ug/L | 4.8 | 0.12 | 1 | 11/12/11 01:00 | 11/12/11 17:23 | 57-97-6 | |
| 3,3'-Dimethylbenzidine | **0.59U** | ug/L | 9.6 | 0.59 | 1 | 11/12/11 01:00 | 11/12/11 17:23 | 119-93-7 | |
| 2,4-Dimethylphenol | **0.26U** | ug/L | 4.8 | 0.26 | 1 | 11/12/11 01:00 | 11/12/11 17:23 | 105-67-9 | |
| a,a-Dimethylphenylethylamine | **9.6U** | ug/L | 19.2 | 9.6 | 1 | 11/12/11 01:00 | 11/12/11 17:23 | 122-09-8 | |
| Dimethylphthalate | **0.16U** | ug/L | 4.8 | 0.16 | 1 | 11/12/11 01:00 | 11/12/11 17:23 | 131-11-3 | |

**Pace Analytical Services, Inc.**
8 East Tower Circle
Ormond Beach, FL 32174
(386)672-5668

# ANALYTICAL RESULTS

Project: Tomoka Semi-annual LF
Pace Project No.: 3542893

**Sample: B45-1** **Lab ID: 3542893004** Collected: 11/10/11 12:07 Received: 11/10/11 16:30 Matrix: Water

| Parameters | Results | Units | PQL | MDL | DF | Prepared | Analyzed | CAS No. | Qual |
|---|---|---|---|---|---|---|---|---|---|
| **8270 MSSV SemiVOA App. II** | Analytical Method: EPA 8270 Preparation Method: EPA 3510 | | | | | | | | |
| Di-n-butylphthalate | **0.86 I** | ug/L | 4.8 | 0.17 | 1 | 11/12/11 01:00 | 11/12/11 17:23 | 84-74-2 | |
| 4,6-Dinitro-2-methylphenol | **1.4U** | ug/L | 19.2 | 1.4 | 1 | 11/12/11 01:00 | 11/12/11 17:23 | 534-52-1 | |
| 1,3-Dinitrobenzene | **0.31U** | ug/L | 7.7 | 0.31 | 1 | 11/12/11 01:00 | 11/12/11 17:23 | 99-65-0 | |
| 2,4-Dinitrophenol | **1.1U** | ug/L | 19.2 | 1.1 | 1 | 11/12/11 01:00 | 11/12/11 17:23 | 51-28-5 | |
| 2,4-Dinitrotoluene | **0.13U** | ug/L | 1.9 | 0.13 | 1 | 11/12/11 01:00 | 11/12/11 17:23 | 121-14-2 | |
| 2,6-Dinitrotoluene | **0.21U** | ug/L | 1.9 | 0.21 | 1 | 11/12/11 01:00 | 11/12/11 17:23 | 606-20-2 | |
| Di-n-octylphthalate | **0.24 I** | ug/L | 4.8 | 0.17 | 1 | 11/12/11 01:00 | 11/12/11 17:23 | 117-84-0 | |
| bis(2-Ethylhexyl)phthalate | **5.4** | ug/L | 4.8 | 0.93 | 1 | 11/12/11 01:00 | 11/12/11 17:23 | 117-81-7 | |
| Ethyl methanesulfonate | **0.22U** | ug/L | 4.8 | 0.22 | 1 | 11/12/11 01:00 | 11/12/11 17:23 | 62-50-0 | |
| Fluoranthene | **1.7U** | ug/L | 4.8 | 1.7 | 1 | 11/12/11 01:00 | 11/12/11 17:23 | 206-44-0 | |
| Fluorene | **1.7U** | ug/L | 4.8 | 1.7 | 1 | 11/12/11 01:00 | 11/12/11 17:23 | 86-73-7 | |
| Hexachlorobenzene | **0.18U** | ug/L | 0.96 | 0.18 | 1 | 11/12/11 01:00 | 11/12/11 17:23 | 118-74-1 | |
| Hexachlorocyclopentadiene | **1.0U** | ug/L | 4.8 | 1.0 | 1 | 11/12/11 01:00 | 11/12/11 17:23 | 77-47-4 | |
| Hexachloroethane | **0.23U** | ug/L | 4.8 | 0.23 | 1 | 11/12/11 01:00 | 11/12/11 17:23 | 67-72-1 | |
| Hexachloropropene | **0.23U** | ug/L | 4.8 | 0.23 | 1 | 11/12/11 01:00 | 11/12/11 17:23 | 1888-71-7 | |
| Indeno(1,2,3-cd)pyrene | **1.8U** | ug/L | 1.9 | 1.8 | 1 | 11/12/11 01:00 | 11/12/11 17:23 | 193-39-5 | |
| Isodrin | **0.30U** | ug/L | 4.8 | 0.30 | 1 | 11/12/11 01:00 | 11/12/11 17:23 | 465-73-6 | |
| Isophorone | **0.13U** | ug/L | 4.8 | 0.13 | 1 | 11/12/11 01:00 | 11/12/11 17:23 | 78-59-1 | |
| Isosafrole | **0.14U** | ug/L | 4.8 | 0.14 | 1 | 11/12/11 01:00 | 11/12/11 17:23 | 120-58-1 | |
| Kepone | **4.8U** | ug/L | 19.2 | 4.8 | 1 | 11/12/11 01:00 | 11/12/11 17:23 | 143-50-0 | |
| Methapyrilene | **0.51U** | ug/L | 4.8 | 0.51 | 1 | 11/12/11 01:00 | 11/12/11 17:23 | 91-80-5 | |
| 3-Methylcholanthrene | **0.13U** | ug/L | 4.8 | 0.13 | 1 | 11/12/11 01:00 | 11/12/11 17:23 | 56-49-5 | |
| Methyl methanesulfonate | **0.17U** | ug/L | 4.8 | 0.17 | 1 | 11/12/11 01:00 | 11/12/11 17:23 | 66-27-3 | |
| 2-Methylnaphthalene | **0.13U** | ug/L | 4.8 | 0.13 | 1 | 11/12/11 01:00 | 11/12/11 17:23 | 91-57-6 | |
| 2-Methylphenol(o-Cresol) | **1.2U** | ug/L | 4.8 | 1.2 | 1 | 11/12/11 01:00 | 11/12/11 17:23 | 95-48-7 | |
| 3&4-Methylphenol(m&p Cresol) | **0.15U** | ug/L | 9.6 | 0.15 | 1 | 11/12/11 01:00 | 11/12/11 17:23 | | |
| 1-Naphthylamine | **0.28U** | ug/L | 4.8 | 0.28 | 1 | 11/12/11 01:00 | 11/12/11 17:23 | 134-32-7 | |
| 2-Naphthylamine | **0.28U** | ug/L | 4.8 | 0.28 | 1 | 11/12/11 01:00 | 11/12/11 17:23 | 91-59-8 | |
| Naphthalene | **0.19U** | ug/L | 4.8 | 0.19 | 1 | 11/12/11 01:00 | 11/12/11 17:23 | 91-20-3 | |
| 1,4-Naphthoquinone | **1.8U** | ug/L | 4.8 | 1.8 | 1 | 11/12/11 01:00 | 11/12/11 17:23 | 130-15-4 | |
| 2-Nitroaniline | **0.19U** | ug/L | 4.8 | 0.19 | 1 | 11/12/11 01:00 | 11/12/11 17:23 | 88-74-4 | |
| 3-Nitroaniline | **0.31U** | ug/L | 4.8 | 0.31 | 1 | 11/12/11 01:00 | 11/12/11 17:23 | 99-09-2 | |
| 4-Nitroaniline | **1.8U** | ug/L | 3.8 | 1.8 | 1 | 11/12/11 01:00 | 11/12/11 17:23 | 100-01-6 | |
| Nitrobenzene | **0.39U** | ug/L | 3.8 | 0.39 | 1 | 11/12/11 01:00 | 11/12/11 17:23 | 98-95-3 | |
| 2-Nitrophenol | **0.23U** | ug/L | 4.8 | 0.23 | 1 | 11/12/11 01:00 | 11/12/11 17:23 | 88-75-5 | |
| 4-Nitrophenol | **0.75U** | ug/L | 19.2 | 0.75 | 1 | 11/12/11 01:00 | 11/12/11 17:23 | 100-02-7 | |
| 5-Nitro-o-toluidine | **0.13U** | ug/L | 4.8 | 0.13 | 1 | 11/12/11 01:00 | 11/12/11 17:23 | 99-55-8 | |
| N-Nitrosodiethylamine | **0.21U** | ug/L | 3.8 | 0.21 | 1 | 11/12/11 01:00 | 11/12/11 17:23 | 55-18-5 | |
| N-Nitrosodimethylamine | **0.13U** | ug/L | 1.9 | 0.13 | 1 | 11/12/11 01:00 | 11/12/11 17:23 | 62-75-9 | |
| N-Nitroso-di-n-butylamine | **0.21U** | ug/L | 3.8 | 0.21 | 1 | 11/12/11 01:00 | 11/12/11 17:23 | 924-16-3 | |
| N-Nitroso-di-n-propylamine | **0.25U** | ug/L | 3.8 | 0.25 | 1 | 11/12/11 01:00 | 11/12/11 17:23 | 621-64-7 | |
| N-Nitrosodiphenylamine | **0.12U** | ug/L | 4.8 | 0.12 | 1 | 11/12/11 01:00 | 11/12/11 17:23 | 86-30-6 | |
| N-Nitrosomethylethylamine | **0.33U** | ug/L | 4.8 | 0.33 | 1 | 11/12/11 01:00 | 11/12/11 17:23 | 10595-95-6 | |
| N-Nitrosopiperidine | **0.24U** | ug/L | 4.8 | 0.24 | 1 | 11/12/11 01:00 | 11/12/11 17:23 | 100-75-4 | |
| N-Nitrosopyrrolidine | **0.21U** | ug/L | 4.8 | 0.21 | 1 | 11/12/11 01:00 | 11/12/11 17:23 | 930-55-2 | |
| O,O,O-Triethylphosphorothioate | **0.25U** | ug/L | 4.8 | 0.25 | 1 | 11/12/11 01:00 | 11/12/11 17:23 | 126-68-1 | |

**Pace Analytical Services, Inc.**
8 East Tower Circle
Ormond Beach, FL 32174
(386)672-5668

# ANALYTICAL RESULTS

Project: Tomoka Semi-annual LF
Pace Project No.: 3542893

**Sample: B45-1** **Lab ID: 3542893004** Collected: 11/10/11 12:07 Received: 11/10/11 16:30 Matrix: Water

| Parameters | Results | Units | PQL | MDL | DF | Prepared | Analyzed | CAS No. | Qual |
|---|---|---|---|---|---|---|---|---|---|
| **8270 MSSV SemiVOA App. II** | Analytical Method: EPA 8270 Preparation Method: EPA 3510 | | | | | | | | |
| Pentachlorobenzene | **0.19U** | ug/L | 4.8 | 0.19 | 1 | 11/12/11 01:00 | 11/12/11 17:23 | 608-93-5 | |
| Phenacetin | **0.19U** | ug/L | 4.8 | 0.19 | 1 | 11/12/11 01:00 | 11/12/11 17:23 | 62-44-2 | |
| Phenanthrene | **0.12U** | ug/L | 4.8 | 0.12 | 1 | 11/12/11 01:00 | 11/12/11 17:23 | 85-01-8 | |
| Phenol | **0.13U** | ug/L | 4.8 | 0.13 | 1 | 11/12/11 01:00 | 11/12/11 17:23 | 108-95-2 | |
| p-Phenylenediamine | **9.6U** | ug/L | 19.2 | 9.6 | 1 | 11/12/11 01:00 | 11/12/11 17:23 | 106-50-3 | |
| Pronamide | **0.19U** | ug/L | 4.8 | 0.19 | 1 | 11/12/11 01:00 | 11/12/11 17:23 | 23950-58-5 | |
| Pyrene | **1.7U** | ug/L | 4.8 | 1.7 | 1 | 11/12/11 01:00 | 11/12/11 17:23 | 129-00-0 | |
| Safrole | **0.22U** | ug/L | 4.8 | 0.22 | 1 | 11/12/11 01:00 | 11/12/11 17:23 | 94-59-7 | |
| 1,2,4,5-Tetrachlorobenzene | **1.4U** | ug/L | 4.8 | 1.4 | 1 | 11/12/11 01:00 | 11/12/11 17:23 | 95-94-3 | |
| 2,3,4,6-Tetrachlorophenol | **1.6U** | ug/L | 4.8 | 1.6 | 1 | 11/12/11 01:00 | 11/12/11 17:23 | 58-90-2 | |
| Thionazin | **0.26U** | ug/L | 4.8 | 0.26 | 1 | 11/12/11 01:00 | 11/12/11 17:23 | 297-97-2 | |
| O-Toluidine | **0.24U** | ug/L | 4.8 | 0.24 | 1 | 11/12/11 01:00 | 11/12/11 17:23 | 95-53-4 | |
| 2,4,5-Trichlorophenol | **0.16U** | ug/L | 3.8 | 0.16 | 1 | 11/12/11 01:00 | 11/12/11 17:23 | 95-95-4 | |
| 2,4,6-Trichlorophenol | **0.18U** | ug/L | 1.9 | 0.18 | 1 | 11/12/11 01:00 | 11/12/11 17:23 | 88-06-2 | |
| 1,3,5-Trinitrobenzene | **0.18U** | ug/L | 4.8 | 0.18 | 1 | 11/12/11 01:00 | 11/12/11 17:23 | 99-35-4 | |
| ***Surrogates*** | | | | | | | | | |
| Nitrobenzene-d5 (S) | 37 | % | 10-110 | | 1 | 11/12/11 01:00 | 11/12/11 17:23 | 4165-60-0 | |
| 2-Fluorobiphenyl (S) | 41 | % | 18-110 | | 1 | 11/12/11 01:00 | 11/12/11 17:23 | 321-60-8 | |
| Terphenyl-d14 (S) | 58 | % | 10-123 | | 1 | 11/12/11 01:00 | 11/12/11 17:23 | 1718-51-0 | |
| Phenol-d6 (S) | 12 | % | 10-110 | | 1 | 11/12/11 01:00 | 11/12/11 17:23 | 13127-88-3 | |
| 2-Fluorophenol (S) | 18 | % | 18-110 | | 1 | 11/12/11 01:00 | 11/12/11 17:23 | 367-12-4 | |
| 2,4,6-Tribromophenol (S) | 45 | % | 10-110 | | 1 | 11/12/11 01:00 | 11/12/11 17:23 | 118-79-6 | |
| **8260 MSV** | Analytical Method: EPA 8260 | | | | | | | | |
| Acetone | **5.0U** | ug/L | 10.0 | 5.0 | 1 | | 11/16/11 02:57 | 67-64-1 | |
| Acetonitrile | **5.0U** | ug/L | 10.0 | 5.0 | 1 | | 11/16/11 02:57 | 75-05-8 | |
| Acrolein | **10.0U** | ug/L | 20.0 | 10.0 | 1 | | 11/16/11 02:57 | 107-02-8 | |
| Acrylonitrile | **5.0U** | ug/L | 10.0 | 5.0 | 1 | | 11/16/11 02:57 | 107-13-1 | |
| Allyl chloride | **0.50U** | ug/L | 1.0 | 0.50 | 1 | | 11/16/11 02:57 | 107-05-1 | |
| Benzene | **13.0** | ug/L | 1.0 | 0.50 | 1 | | 11/16/11 02:57 | 71-43-2 | |
| Bromochloromethane | **0.50U** | ug/L | 1.0 | 0.50 | 1 | | 11/16/11 02:57 | 74-97-5 | |
| Bromodichloromethane | **0.27U** | ug/L | 0.60 | 0.27 | 1 | | 11/16/11 02:57 | 75-27-4 | |
| Bromoform | **0.50U** | ug/L | 1.0 | 0.50 | 1 | | 11/16/11 02:57 | 75-25-2 | |
| Bromomethane | **0.50U** | ug/L | 1.0 | 0.50 | 1 | | 11/16/11 02:57 | 74-83-9 | |
| 2-Butanone (MEK) | **5.0U** | ug/L | 10.0 | 5.0 | 1 | | 11/16/11 02:57 | 78-93-3 | |
| Carbon disulfide | **5.0U** | ug/L | 10.0 | 5.0 | 1 | | 11/16/11 02:57 | 75-15-0 | |
| Carbon tetrachloride | **0.50U** | ug/L | 1.0 | 0.50 | 1 | | 11/16/11 02:57 | 56-23-5 | |
| Chlorobenzene | **5.4** | ug/L | 1.0 | 0.50 | 1 | | 11/16/11 02:57 | 108-90-7 | |
| Chloroethane | **0.50U** | ug/L | 1.0 | 0.50 | 1 | | 11/16/11 02:57 | 75-00-3 | |
| Chloroform | **0.50U** | ug/L | 1.0 | 0.50 | 1 | | 11/16/11 02:57 | 67-66-3 | |
| Chloromethane | **0.62U** | ug/L | 1.0 | 0.62 | 1 | | 11/16/11 02:57 | 74-87-3 | L3 |
| Chloroprene | **0.50U** | ug/L | 1.0 | 0.50 | 1 | | 11/16/11 02:57 | 126-99-8 | |
| Dibromochloromethane | **0.26U** | ug/L | 0.50 | 0.26 | 1 | | 11/16/11 02:57 | 124-48-1 | |
| Dibromomethane | **0.50U** | ug/L | 1.0 | 0.50 | 1 | | 11/16/11 02:57 | 74-95-3 | |
| trans-1,4-Dichloro-2-butene | **5.0U** | ug/L | 10.0 | 5.0 | 1 | | 11/16/11 02:57 | 110-57-6 | |
| Dichlorodifluoromethane | **0.50U** | ug/L | 1.0 | 0.50 | 1 | | 11/16/11 02:57 | 75-71-8 | |

**Pace Analytical Services, Inc.**
8 East Tower Circle
Ormond Beach, FL 32174
(386)672-5668

# ANALYTICAL RESULTS

Project: Tomoka Semi-annual LF
Pace Project No.: 3542893

**Sample: B45-1** **Lab ID: 3542893004** Collected: 11/10/11 12:07 Received: 11/10/11 16:30 Matrix: Water

| Parameters | Results | Units | PQL | MDL | DF | Prepared | Analyzed | CAS No. | Qual |
|---|---|---|---|---|---|---|---|---|---|
| **8260 MSV** | Analytical Method: EPA 8260 | | | | | | | | |
| 1,1-Dichloroethane | **0.50U** | ug/L | 1.0 | 0.50 | 1 | | 11/16/11 02:57 | 75-34-3 | |
| 1,2-Dichloroethane | **0.50U** | ug/L | 1.0 | 0.50 | 1 | | 11/16/11 02:57 | 107-06-2 | |
| 1,1-Dichloroethene | **0.50U** | ug/L | 1.0 | 0.50 | 1 | | 11/16/11 02:57 | 75-35-4 | |
| cis-1,2-Dichloroethene | **0.50U** | ug/L | 1.0 | 0.50 | 1 | | 11/16/11 02:57 | 156-59-2 | |
| trans-1,2-Dichloroethene | **0.50U** | ug/L | 1.0 | 0.50 | 1 | | 11/16/11 02:57 | 156-60-5 | |
| 1,2-Dichloropropane | **0.50U** | ug/L | 1.0 | 0.50 | 1 | | 11/16/11 02:57 | 78-87-5 | |
| 1,3-Dichloropropane | **0.50U** | ug/L | 1.0 | 0.50 | 1 | | 11/16/11 02:57 | 142-28-9 | |
| 2,2-Dichloropropane | **0.50U** | ug/L | 1.0 | 0.50 | 1 | | 11/16/11 02:57 | 594-20-7 | |
| 1,1-Dichloropropene | **0.50U** | ug/L | 1.0 | 0.50 | 1 | | 11/16/11 02:57 | 563-58-6 | |
| cis-1,3-Dichloropropene | **0.25U** | ug/L | 0.50 | 0.25 | 1 | | 11/16/11 02:57 | 10061-01-5 | |
| trans-1,3-Dichloropropene | **0.25U** | ug/L | 0.50 | 0.25 | 1 | | 11/16/11 02:57 | 10061-02-6 | |
| Ethylbenzene | **0.50U** | ug/L | 1.0 | 0.50 | 1 | | 11/16/11 02:57 | 100-41-4 | |
| Ethyl methacrylate | **0.50U** | ug/L | 1.0 | 0.50 | 1 | | 11/16/11 02:57 | 97-63-2 | |
| Hexachloro-1,3-butadiene | **0.50U** | ug/L | 1.0 | 0.50 | 1 | | 11/16/11 02:57 | 87-68-3 | |
| 2-Hexanone | **5.0U** | ug/L | 10.0 | 5.0 | 1 | | 11/16/11 02:57 | 591-78-6 | |
| Iodomethane | **0.50U** | ug/L | 1.0 | 0.50 | 1 | | 11/16/11 02:57 | 74-88-4 | |
| Isobutyl Alcohol | **10.0U** | ug/L | 20.0 | 10.0 | 1 | | 11/16/11 02:57 | 78-83-1 | L3 |
| Methacrylonitrile | **5.0U** | ug/L | 10.0 | 5.0 | 1 | | 11/16/11 02:57 | 126-98-7 | |
| Methylene Chloride | **2.5U** | ug/L | 5.0 | 2.5 | 1 | | 11/16/11 02:57 | 75-09-2 | |
| Methyl methacrylate | **5.0U** | ug/L | 10.0 | 5.0 | 1 | | 11/16/11 02:57 | 80-62-6 | |
| 4-Methyl-2-pentanone (MIBK) | **5.0U** | ug/L | 10.0 | 5.0 | 1 | | 11/16/11 02:57 | 108-10-1 | |
| Propionitrile | **5.0U** | ug/L | 10.0 | 5.0 | 1 | | 11/16/11 02:57 | 107-12-0 | |
| Styrene | **0.50U** | ug/L | 1.0 | 0.50 | 1 | | 11/16/11 02:57 | 100-42-5 | |
| 1,1,1,2-Tetrachloroethane | **0.50U** | ug/L | 1.0 | 0.50 | 1 | | 11/16/11 02:57 | 630-20-6 | |
| 1,1,2,2-Tetrachloroethane | **0.12U** | ug/L | 0.50 | 0.12 | 1 | | 11/16/11 02:57 | 79-34-5 | |
| Tetrachloroethene | **0.50U** | ug/L | 1.0 | 0.50 | 1 | | 11/16/11 02:57 | 127-18-4 | |
| Toluene | **0.50U** | ug/L | 1.0 | 0.50 | 1 | | 11/16/11 02:57 | 108-88-3 | |
| 1,2,4-Trichlorobenzene | **0.50U** | ug/L | 1.0 | 0.50 | 1 | | 11/16/11 02:57 | 120-82-1 | |
| 1,1,1-Trichloroethane | **0.50U** | ug/L | 1.0 | 0.50 | 1 | | 11/16/11 02:57 | 71-55-6 | |
| 1,1,2-Trichloroethane | **0.50U** | ug/L | 1.0 | 0.50 | 1 | | 11/16/11 02:57 | 79-00-5 | |
| Trichloroethene | **0.50U** | ug/L | 1.0 | 0.50 | 1 | | 11/16/11 02:57 | 79-01-6 | |
| Trichlorofluoromethane | **0.50U** | ug/L | 1.0 | 0.50 | 1 | | 11/16/11 02:57 | 75-69-4 | |
| 1,2,3-Trichloropropane | **0.36U** | ug/L | 0.50 | 0.36 | 1 | | 11/16/11 02:57 | 96-18-4 | |
| Vinyl acetate | **1.0U** | ug/L | 2.0 | 1.0 | 1 | | 11/16/11 02:57 | 108-05-4 | |
| Vinyl chloride | **0.50U** | ug/L | 1.0 | 0.50 | 1 | | 11/16/11 02:57 | 75-01-4 | |
| Xylene (Total) | **2.2** | ug/L | 1.0 | 0.50 | 1 | | 11/16/11 02:57 | 1330-20-7 | |
| ***Surrogates*** | | | | | | | | | |
| 4-Bromofluorobenzene (S) | 91 | % | 70-114 | | 1 | | 11/16/11 02:57 | 460-00-4 | |
| Dibromofluoromethane (S) | 102 | % | 88-117 | | 1 | | 11/16/11 02:57 | 1868-53-7 | |
| 1,2-Dichloroethane-d4 (S) | 103 | % | 86-125 | | 1 | | 11/16/11 02:57 | 17060-07-0 | |
| Toluene-d8 (S) | 96 | % | 87-113 | | 1 | | 11/16/11 02:57 | 2037-26-5 | |
| **2540C Total Dissolved Solids** | Analytical Method: SM 2540C | | | | | | | | |
| Total Dissolved Solids | **3020** | mg/L | 20.0 | 20.0 | 1 | | 11/14/11 12:45 | | |

**Pace Analytical Services, Inc.**
8 East Tower Circle
Ormond Beach, FL 32174
(386)672-5668

# ANALYTICAL RESULTS

Project: Tomoka Semi-annual LF
Pace Project No.: 3542893

**Sample: B45-1** **Lab ID: 3542893004** Collected: 11/10/11 12:07 Received: 11/10/11 16:30 Matrix: Water

| Parameters | Results | Units | PQL | MDL | DF | Prepared | Analyzed | CAS No. | Qual |
|---|---|---|---|---|---|---|---|---|---|
| **9034 Sulfide Water** | Analytical Method: EPA 9034 | | | | | | | | |
| Sulfide | **5.5** | mg/L | 1.0 | 1.0 | 1 | | 11/11/11 08:30 | 18496-25-8 | |
| **300.0 IC Anions** | Analytical Method: EPA 300.0 | | | | | | | | |
| Nitrate as N | **0.025U** | mg/L | 0.050 | 0.025 | 1 | | 11/11/11 16:54 | 14797-55-8 | |
| **300.0 IC Anions 28 Days** | Analytical Method: EPA 300.0 | | | | | | | | |
| Chloride | **183** | mg/L | 50.0 | 25.0 | 10 | | 11/18/11 22:26 | 16887-00-6 | |
| Sulfate | **2.5U** | mg/L | 5.0 | 2.5 | 1 | | 11/12/11 02:12 | 14808-79-8 | |
| **350.1 Ammonia** | Analytical Method: EPA 350.1 | | | | | | | | |
| Nitrogen, Ammonia | **0.072** | mg/L | 0.050 | 0.020 | 1 | | 11/16/11 07:38 | 7664-41-7 | |
| **9012 Cyanide, Total** | Analytical Method: EPA 9012 Preparation Method: EPA 9012 | | | | | | | | |
| Cyanide | **0.0019 I** | mg/L | 0.010 | 0.0010 | 1 | 11/21/11 06:38 | 11/22/11 06:57 | 57-12-5 | V |

**Pace Analytical Services, Inc.**
8 East Tower Circle
Ormond Beach, FL 32174
(386)672-5668

# ANALYTICAL RESULTS

Project: Tomoka Semi-annual LF
Pace Project No.: 3542893

**Sample: B43-1** **Lab ID: 3542893006** Collected: 11/10/11 14:14 Received: 11/10/11 16:30 Matrix: Water

| Parameters | Results | Units | PQL | MDL | DF | Prepared | Analyzed | CAS No. | Qual |
|---|---|---|---|---|---|---|---|---|---|
| **Field Data** | Analytical Method: | | | | | | | | |
| Field pH | **5.98** | Std. Units | | | 1 | | 11/10/11 14:14 | | |
| Field Temperature | **23.02** | deg C | | | 1 | | 11/10/11 14:14 | | |
| Appearance | **Color: None, Sheen: None** | | | | 1 | | 11/10/11 14:14 | | |
| Field Specific Conductance | **652** | umhos/cm | | | 1 | | 11/10/11 14:14 | | |
| Oxygen, Dissolved | **0.28** | mg/L | | | 1 | | 11/10/11 14:14 | 7782-44-7 | |
| REDOX | **-24.9** | mV | | | 1 | | 11/10/11 14:14 | | |
| Turbidity | **5.36** | NTU | | | 1 | | 11/10/11 14:14 | | |
| **8011 GCS EDB and DBCP** | Analytical Method: EPA 8011 Preparation Method: EPA 8011 | | | | | | | | |
| 1,2-Dibromo-3-chloropropane | **0.0049U** | ug/L | 0.020 | 0.0049 | 1 | 11/17/11 11:30 | 11/17/11 16:57 | 96-12-8 | |
| 1,2-Dibromoethane (EDB) | **0.0062U** | ug/L | 0.010 | 0.0062 | 1 | 11/17/11 11:30 | 11/17/11 16:57 | 106-93-4 | |
| **8081 GCS Pesticides** | Analytical Method: EPA 8081 Preparation Method: EPA 3510 | | | | | | | | |
| Aldrin | **0.00048U** | ug/L | 0.0096 | 0.00048 | 1 | 11/13/11 08:30 | 11/18/11 03:12 | 309-00-2 | |
| alpha-BHC | **0.00029U** | ug/L | 0.0096 | 0.00029 | 1 | 11/13/11 08:30 | 11/18/11 03:12 | 319-84-6 | |
| beta-BHC | **0.00048U** | ug/L | 0.0096 | 0.00048 | 1 | 11/13/11 08:30 | 11/18/11 03:12 | 319-85-7 | |
| delta-BHC | **0.00038U** | ug/L | 0.0096 | 0.00038 | 1 | 11/13/11 08:30 | 11/18/11 03:12 | 319-86-8 | |
| gamma-BHC (Lindane) | **0.00019U** | ug/L | 0.0096 | 0.00019 | 1 | 11/13/11 08:30 | 11/18/11 03:12 | 58-89-9 | |
| Chlordane (Technical) | **0.077U** | ug/L | 0.48 | 0.077 | 1 | 11/13/11 08:30 | 11/18/11 03:12 | 57-74-9 | |
| Chlorobenzilate | **0.020U** | ug/L | 0.096 | 0.020 | 1 | 11/13/11 08:30 | 11/18/11 03:12 | 510-15-6 | |
| 4,4'-DDD | **0.0018U** | ug/L | 0.0096 | 0.0018 | 1 | 11/13/11 08:30 | 11/18/11 03:12 | 72-54-8 | |
| 4,4'-DDE | **0.00086U** | ug/L | 0.0096 | 0.00086 | 1 | 11/13/11 08:30 | 11/18/11 03:12 | 72-55-9 | |
| 4,4'-DDT | **0.0035U** | ug/L | 0.0096 | 0.0035 | 1 | 11/13/11 08:30 | 11/18/11 03:12 | 50-29-3 | |
| Dieldrin | **0.00048U** | ug/L | 0.0096 | 0.00048 | 1 | 11/13/11 08:30 | 11/18/11 03:12 | 60-57-1 | |
| Endosulfan I | **0.00067U** | ug/L | 0.0096 | 0.00067 | 1 | 11/13/11 08:30 | 11/18/11 03:12 | 959-98-8 | |
| Endosulfan II | **0.00067U** | ug/L | 0.0096 | 0.00067 | 1 | 11/13/11 08:30 | 11/18/11 03:12 | 33213-65-9 | |
| Endosulfan sulfate | **0.00058U** | ug/L | 0.0096 | 0.00058 | 1 | 11/13/11 08:30 | 11/18/11 03:12 | 1031-07-8 | |
| Endrin | **0.0016U** | ug/L | 0.0096 | 0.0016 | 1 | 11/13/11 08:30 | 11/18/11 03:12 | 72-20-8 | |
| Endrin aldehyde | **0.0068U** | ug/L | 0.0096 | 0.0068 | 1 | 11/13/11 08:30 | 11/18/11 03:12 | 7421-93-4 | |
| Heptachlor | **0.0014U** | ug/L | 0.0096 | 0.0014 | 1 | 11/13/11 08:30 | 11/18/11 03:12 | 76-44-8 | |
| Heptachlor epoxide | **0.00038U** | ug/L | 0.0096 | 0.00038 | 1 | 11/13/11 08:30 | 11/18/11 03:12 | 1024-57-3 | |
| Methoxychlor | **0.0067U** | ug/L | 0.0096 | 0.0067 | 1 | 11/13/11 08:30 | 11/18/11 03:12 | 72-43-5 | |
| Pentachloronitrobenzene | **0.014U** | ug/L | 0.096 | 0.014 | 1 | 11/13/11 08:30 | 11/18/11 03:12 | 82-68-8 | |
| Toxaphene | **0.27U** | ug/L | 0.48 | 0.27 | 1 | 11/13/11 08:30 | 11/18/11 03:12 | 8001-35-2 | |
| ***Surrogates*** | | | | | | | | | |
| Tetrachloro-m-xylene (S) | 82 | % | 66.5-120.3 | | 1 | 11/13/11 08:30 | 11/18/11 03:12 | 877-09-8 | |
| Decachlorobiphenyl (S) | 36 | % | 41.7-109.1 | | 1 | 11/13/11 08:30 | 11/18/11 03:12 | 2051-24-3 | J(S1) |
| **8082 GCS PCB** | Analytical Method: EPA 8082 Preparation Method: EPA 3510 | | | | | | | | |
| PCB-1016 (Aroclor 1016) | **0.077U** | ug/L | 0.48 | 0.077 | 1 | 11/13/11 08:30 | 11/16/11 00:48 | 12674-11-2 | |
| PCB-1221 (Aroclor 1221) | **0.078U** | ug/L | 0.48 | 0.078 | 1 | 11/13/11 08:30 | 11/16/11 00:48 | 11104-28-2 | |
| PCB-1232 (Aroclor 1232) | **0.11U** | ug/L | 0.48 | 0.11 | 1 | 11/13/11 08:30 | 11/16/11 00:48 | 11141-16-5 | |

**Pace Analytical Services, Inc.**
8 East Tower Circle
Ormond Beach, FL 32174
(386)672-5668

# ANALYTICAL RESULTS

Project: Tomoka Semi-annual LF
Pace Project No.: 3542893

**Sample: B43-1** **Lab ID: 3542893006** Collected: 11/10/11 14:14 Received: 11/10/11 16:30 Matrix: Water

| Parameters | Results | Units | PQL | MDL | DF | Prepared | Analyzed | CAS No. | Qual |
|---|---|---|---|---|---|---|---|---|---|
| **8082 GCS PCB** | Analytical Method: EPA 8082 Preparation Method: EPA 3510 | | | | | | | | |
| PCB-1242 (Aroclor 1242) | **0.12U** | ug/L | 0.48 | 0.12 | 1 | 11/13/11 08:30 | 11/16/11 00:48 | 53469-21-9 | |
| PCB-1248 (Aroclor 1248) | **0.26U** | ug/L | 0.48 | 0.26 | 1 | 11/13/11 08:30 | 11/16/11 00:48 | 12672-29-6 | |
| PCB-1254 (Aroclor 1254) | **0.14U** | ug/L | 0.48 | 0.14 | 1 | 11/13/11 08:30 | 11/16/11 00:48 | 11097-69-1 | |
| PCB-1260 (Aroclor 1260) | **0.11U** | ug/L | 0.48 | 0.11 | 1 | 11/13/11 08:30 | 11/16/11 00:48 | 11096-82-5 | |
| ***Surrogates*** | | | | | | | | | |
| Tetrachloro-m-xylene (S) | 56 | % | 48-111 | | 1 | 11/13/11 08:30 | 11/16/11 00:48 | 877-09-8 | |
| Decachlorobiphenyl (S) | 42 | % | 63-121 | | 1 | 11/13/11 08:30 | 11/16/11 00:48 | 2051-24-3 | J(S0) |
| **8141 GCS O/P Pesticides** | Analytical Method: EPA 8141 Preparation Method: EPA 3510 | | | | | | | | |
| Dimethoate | **0.23U** | ug/L | 0.48 | 0.23 | 1 | 11/11/11 17:15 | 11/13/11 09:48 | 60-51-5 | |
| Disulfoton | **0.25U** | ug/L | 0.48 | 0.25 | 1 | 11/11/11 17:15 | 11/13/11 09:48 | 298-04-4 | |
| Famphur | **0.28U** | ug/L | 0.48 | 0.28 | 1 | 11/11/11 17:15 | 11/13/11 09:48 | 52-85-7 | |
| Methyl parathion | **0.26U** | ug/L | 0.48 | 0.26 | 1 | 11/11/11 17:15 | 11/13/11 09:48 | 298-00-0 | |
| Parathion (Ethyl parathion) | **0.45U** | ug/L | 0.96 | 0.45 | 1 | 11/11/11 17:15 | 11/13/11 09:48 | 56-38-2 | |
| Phorate | **0.40U** | ug/L | 0.96 | 0.40 | 1 | 11/11/11 17:15 | 11/13/11 09:48 | 298-02-2 | |
| ***Surrogates*** | | | | | | | | | |
| 4-Chloro3nitrobenzotrifluoride | 96 | % | 34.2-122 | | 1 | 11/11/11 17:15 | 11/13/11 09:48 | | |
| **8151 Chlorinated Herbicides** | Analytical Method: EPA 8151 Preparation Method: EPA 8151 | | | | | | | | |
| 2,4-D | **0.22U** | ug/L | 0.91 | 0.22 | 1 | 11/11/11 08:00 | 11/15/11 16:15 | 94-75-7 | |
| Dinoseb | **0.055U** | ug/L | 0.18 | 0.055 | 1 | 11/11/11 08:00 | 11/15/11 16:15 | 88-85-7 | |
| Pentachlorophenol | **0.016U** | ug/L | 0.027 | 0.016 | 1 | 11/11/11 08:00 | 11/15/11 16:15 | 87-86-5 | |
| 2,4,5-T | **0.041U** | ug/L | 0.18 | 0.041 | 1 | 11/11/11 08:00 | 11/15/11 16:15 | 93-76-5 | |
| 2,4,5-TP (Silvex) | **0.047U** | ug/L | 0.18 | 0.047 | 1 | 11/11/11 08:00 | 11/15/11 16:15 | 93-72-1 | |
| ***Surrogates*** | | | | | | | | | |
| 2,4-DCAA (S) | 96 | % | 42-142 | | 1 | 11/11/11 08:00 | 11/15/11 16:15 | 19719-28-9 | |
| **6010 MET ICP** | Analytical Method: EPA 6010 Preparation Method: EPA 3010 | | | | | | | | |
| Arsenic | **5.0U** | ug/L | 10.0 | 5.0 | 1 | 11/11/11 11:32 | 11/15/11 19:23 | 7440-38-2 | |
| Barium | **134** | ug/L | 10.0 | 5.0 | 1 | 11/11/11 11:32 | 11/15/11 19:23 | 7440-39-3 | |
| Beryllium | **0.50U** | ug/L | 1.0 | 0.50 | 1 | 11/11/11 11:32 | 11/15/11 19:23 | 7440-41-7 | |
| Cadmium | **0.50U** | ug/L | 1.0 | 0.50 | 1 | 11/11/11 11:32 | 11/15/11 19:23 | 7440-43-9 | |
| Chromium | **2.5U** | ug/L | 5.0 | 2.5 | 1 | 11/11/11 11:32 | 11/15/11 19:23 | 7440-47-3 | |
| Cobalt | **5.0U** | ug/L | 10.0 | 5.0 | 1 | 11/11/11 11:32 | 11/15/11 19:23 | 7440-48-4 | |
| Copper | **3.2 I** | ug/L | 5.0 | 2.5 | 1 | 11/11/11 11:32 | 11/15/11 19:23 | 7440-50-8 | |
| Iron | **20300** | ug/L | 40.0 | 20.0 | 1 | 11/11/11 11:32 | 11/15/11 19:23 | 7439-89-6 | |
| Lead | **5.0U** | ug/L | 10.0 | 5.0 | 1 | 11/11/11 11:32 | 11/15/11 19:23 | 7439-92-1 | |
| Nickel | **2.5U** | ug/L | 5.0 | 2.5 | 1 | 11/11/11 11:32 | 11/15/11 19:23 | 7440-02-0 | |
| Selenium | **7.5U** | ug/L | 15.0 | 7.5 | 1 | 11/11/11 11:32 | 11/15/11 19:23 | 7782-49-2 | |
| Silver | **2.5U** | ug/L | 5.0 | 2.5 | 1 | 11/11/11 11:32 | 11/15/11 19:23 | 7440-22-4 | |
| Sodium | **86.9** | mg/L | 1.0 | 0.50 | 1 | 11/11/11 11:32 | 11/15/11 19:23 | 7440-23-5 | |
| Tin | **25.0U** | ug/L | 50.0 | 25.0 | 1 | 11/11/11 11:32 | 11/15/11 19:23 | 7440-31-5 | |
| Vanadium | **5.0U** | ug/L | 10.0 | 5.0 | 1 | 11/11/11 11:32 | 11/15/11 19:23 | 7440-62-2 | |
| Zinc | **10.0U** | ug/L | 20.0 | 10.0 | 1 | 11/11/11 11:32 | 11/15/11 19:23 | 7440-66-6 | |

**Pace Analytical Services, Inc.**
8 East Tower Circle
Ormond Beach, FL 32174
(386)672-5668

# ANALYTICAL RESULTS

Project: Tomoka Semi-annual LF
Pace Project No.: 3542893

**Sample: B43-1** **Lab ID: 3542893006** Collected: 11/10/11 14:14 Received: 11/10/11 16:30 Matrix: Water

| Parameters | Results | Units | PQL | MDL | DF | Prepared | Analyzed | CAS No. | Qual |
|---|---|---|---|---|---|---|---|---|---|
| **6020 MET ICPMS** | Analytical Method: EPA 6020 | Preparation Method: EPA 3010 | | | | | | | |
| Antimony | **0.50U** | ug/L | 1.0 | 0.50 | 1 | 11/11/11 11:32 | 11/14/11 12:27 | 7440-36-0 | |
| Thallium | **0.50U** | ug/L | 1.0 | 0.50 | 1 | 11/11/11 11:32 | 11/14/11 12:27 | 7440-28-0 | |
| **7470 Mercury** | Analytical Method: EPA 7470 | Preparation Method: EPA 7470 | | | | | | | |
| Mercury | **0.10U** | ug/L | 0.20 | 0.10 | 1 | 11/11/11 00:30 | 11/11/11 10:52 | 7439-97-6 | |
| **8270 MSSV SemiVOA App. II** | Analytical Method: EPA 8270 | Preparation Method: EPA 3510 | | | | | | | |
| Acenaphthene | **0.17U** | ug/L | 4.8 | 0.17 | 1 | 11/12/11 01:00 | 11/12/11 17:58 | 83-32-9 | |
| Acenaphthylene | **1.7U** | ug/L | 4.8 | 1.7 | 1 | 11/12/11 01:00 | 11/12/11 17:58 | 208-96-8 | |
| Acetophenone | **1.5U** | ug/L | 4.8 | 1.5 | 1 | 11/12/11 01:00 | 11/12/11 17:58 | 98-86-2 | |
| 2-Acetylaminofluorene | **0.24U** | ug/L | 4.8 | 0.24 | 1 | 11/12/11 01:00 | 11/12/11 17:58 | 53-96-3 | |
| 4-Aminobiphenyl | **0.18U** | ug/L | 4.8 | 0.18 | 1 | 11/12/11 01:00 | 11/12/11 17:58 | 92-67-1 | |
| Anthracene | **0.17U** | ug/L | 4.8 | 0.17 | 1 | 11/12/11 01:00 | 11/12/11 17:58 | 120-12-7 | |
| Benzo(a)anthracene | **1.8U** | ug/L | 4.8 | 1.8 | 1 | 11/12/11 01:00 | 11/12/11 17:58 | 56-55-3 | |
| Benzo(a)pyrene | **0.14U** | ug/L | 0.97 | 0.14 | 1 | 11/12/11 01:00 | 11/12/11 17:58 | 50-32-8 | |
| Benzo(b)fluoranthene | **1.8U** | ug/L | 1.9 | 1.8 | 1 | 11/12/11 01:00 | 11/12/11 17:58 | 205-99-2 | J(L2) |
| Benzo(g,h,i)perylene | **1.7U** | ug/L | 4.8 | 1.7 | 1 | 11/12/11 01:00 | 11/12/11 17:58 | 191-24-2 | |
| Benzo(k)fluoranthene | **0.11U** | ug/L | 3.9 | 0.11 | 1 | 11/12/11 01:00 | 11/12/11 17:58 | 207-08-9 | L3 |
| Benzyl alcohol | **0.30U** | ug/L | 4.8 | 0.30 | 1 | 11/12/11 01:00 | 11/12/11 17:58 | 100-51-6 | |
| 4-Bromophenylphenyl ether | **0.24U** | ug/L | 4.8 | 0.24 | 1 | 11/12/11 01:00 | 11/12/11 17:58 | 101-55-3 | |
| Butylbenzylphthalate | **1.9U** | ug/L | 4.8 | 1.9 | 1 | 11/12/11 01:00 | 11/12/11 17:58 | 85-68-7 | |
| 4-Chloro-3-methylphenol | **2.4 I** | ug/L | 19.3 | 0.29 | 1 | 11/12/11 01:00 | 11/12/11 17:58 | 59-50-7 | |
| 4-Chloroaniline | **0.19U** | ug/L | 4.8 | 0.19 | 1 | 11/12/11 01:00 | 11/12/11 17:58 | 106-47-8 | |
| bis(2-Chloroethoxy)methane | **0.14U** | ug/L | 4.8 | 0.14 | 1 | 11/12/11 01:00 | 11/12/11 17:58 | 111-91-1 | |
| bis(2-Chloroethyl) ether | **0.20U** | ug/L | 3.9 | 0.20 | 1 | 11/12/11 01:00 | 11/12/11 17:58 | 111-44-4 | |
| bis(2-Chloroisopropyl) ether | **0.25U** | ug/L | 4.8 | 0.25 | 1 | 11/12/11 01:00 | 11/12/11 17:58 | 108-60-1 | |
| 2-Chloronaphthalene | **0.20U** | ug/L | 4.8 | 0.20 | 1 | 11/12/11 01:00 | 11/12/11 17:58 | 91-58-7 | |
| 2-Chlorophenol | **0.14U** | ug/L | 4.8 | 0.14 | 1 | 11/12/11 01:00 | 11/12/11 17:58 | 95-57-8 | |
| 4-Chlorophenylphenyl ether | **1.8U** | ug/L | 4.8 | 1.8 | 1 | 11/12/11 01:00 | 11/12/11 17:58 | 7005-72-3 | |
| Chrysene | **0.17U** | ug/L | 4.8 | 0.17 | 1 | 11/12/11 01:00 | 11/12/11 17:58 | 218-01-9 | |
| Diallate | **0.20U** | ug/L | 4.8 | 0.20 | 1 | 11/12/11 01:00 | 11/12/11 17:58 | 2303-16-4 | |
| Dibenz(a,h)anthracene | **1.8U** | ug/L | 1.9 | 1.8 | 1 | 11/12/11 01:00 | 11/12/11 17:58 | 53-70-3 | |
| Dibenzofuran | **0.14U** | ug/L | 4.8 | 0.14 | 1 | 11/12/11 01:00 | 11/12/11 17:58 | 132-64-9 | |
| 1,2-Dichlorobenzene | **0.22U** | ug/L | 4.8 | 0.22 | 1 | 11/12/11 01:00 | 11/12/11 17:58 | 95-50-1 | |
| 1,3-Dichlorobenzene | **1.4U** | ug/L | 4.8 | 1.4 | 1 | 11/12/11 01:00 | 11/12/11 17:58 | 541-73-1 | |
| 1,4-Dichlorobenzene | **0.16U** | ug/L | 4.8 | 0.16 | 1 | 11/12/11 01:00 | 11/12/11 17:58 | 106-46-7 | |
| 3,3'-Dichlorobenzidine | **0.19U** | ug/L | 9.7 | 0.19 | 1 | 11/12/11 01:00 | 11/12/11 17:58 | 91-94-1 | |
| 2,4-Dichlorophenol | **0.18U** | ug/L | 1.9 | 0.18 | 1 | 11/12/11 01:00 | 11/12/11 17:58 | 120-83-2 | |
| 2,6-Dichlorophenol | **0.22U** | ug/L | 3.9 | 0.22 | 1 | 11/12/11 01:00 | 11/12/11 17:58 | 87-65-0 | |
| Diethylphthalate | **0.19U** | ug/L | 4.8 | 0.19 | 1 | 11/12/11 01:00 | 11/12/11 17:58 | 84-66-2 | |
| P-Dimethylaminoazobenzene | **0.29U** | ug/L | 4.8 | 0.29 | 1 | 11/12/11 01:00 | 11/12/11 17:58 | 60-11-7 | |
| 7,12-Dimethylbenz(a)anthracene | **0.13U** | ug/L | 4.8 | 0.13 | 1 | 11/12/11 01:00 | 11/12/11 17:58 | 57-97-6 | |
| 3,3'-Dimethylbenzidine | **0.60U** | ug/L | 9.7 | 0.60 | 1 | 11/12/11 01:00 | 11/12/11 17:58 | 119-93-7 | |
| 2,4-Dimethylphenol | **0.26U** | ug/L | 4.8 | 0.26 | 1 | 11/12/11 01:00 | 11/12/11 17:58 | 105-67-9 | |
| a,a-Dimethylphenylethylamine | **9.7U** | ug/L | 19.3 | 9.7 | 1 | 11/12/11 01:00 | 11/12/11 17:58 | 122-09-8 | |
| Dimethylphthalate | **0.16U** | ug/L | 4.8 | 0.16 | 1 | 11/12/11 01:00 | 11/12/11 17:58 | 131-11-3 | |

**Pace Analytical Services, Inc.**
8 East Tower Circle
Ormond Beach, FL 32174
(386)672-5668

# ANALYTICAL RESULTS

Project: Tomoka Semi-annual LF
Pace Project No.: 3542893

**Sample: B43-1** **Lab ID: 3542893006** Collected: 11/10/11 14:14 Received: 11/10/11 16:30 Matrix: Water

| Parameters | Results | Units | PQL | MDL | DF | Prepared | Analyzed | CAS No. | Qual |
|---|---|---|---|---|---|---|---|---|---|
| **8270 MSSV SemiVOA App. II** | Analytical Method: EPA 8270 Preparation Method: EPA 3510 | | | | | | | | |
| Di-n-butylphthalate | **0.45 I** | ug/L | 4.8 | 0.17 | 1 | 11/12/11 01:00 | 11/12/11 17:58 | 84-74-2 | |
| 4,6-Dinitro-2-methylphenol | **1.4U** | ug/L | 19.3 | 1.4 | 1 | 11/12/11 01:00 | 11/12/11 17:58 | 534-52-1 | |
| 1,3-Dinitrobenzene | **0.31U** | ug/L | 7.7 | 0.31 | 1 | 11/12/11 01:00 | 11/12/11 17:58 | 99-65-0 | |
| 2,4-Dinitrophenol | **1.1U** | ug/L | 19.3 | 1.1 | 1 | 11/12/11 01:00 | 11/12/11 17:58 | 51-28-5 | |
| 2,4-Dinitrotoluene | **0.14U** | ug/L | 1.9 | 0.14 | 1 | 11/12/11 01:00 | 11/12/11 17:58 | 121-14-2 | |
| 2,6-Dinitrotoluene | **0.21U** | ug/L | 1.9 | 0.21 | 1 | 11/12/11 01:00 | 11/12/11 17:58 | 606-20-2 | |
| Di-n-octylphthalate | **0.17U** | ug/L | 4.8 | 0.17 | 1 | 11/12/11 01:00 | 11/12/11 17:58 | 117-84-0 | |
| bis(2-Ethylhexyl)phthalate | **0.94U** | ug/L | 4.8 | 0.94 | 1 | 11/12/11 01:00 | 11/12/11 17:58 | 117-81-7 | |
| Ethyl methanesulfonate | **0.22U** | ug/L | 4.8 | 0.22 | 1 | 11/12/11 01:00 | 11/12/11 17:58 | 62-50-0 | |
| Fluoranthene | **1.7U** | ug/L | 4.8 | 1.7 | 1 | 11/12/11 01:00 | 11/12/11 17:58 | 206-44-0 | |
| Fluorene | **1.7U** | ug/L | 4.8 | 1.7 | 1 | 11/12/11 01:00 | 11/12/11 17:58 | 86-73-7 | |
| Hexachlorobenzene | **0.18U** | ug/L | 0.97 | 0.18 | 1 | 11/12/11 01:00 | 11/12/11 17:58 | 118-74-1 | |
| Hexachlorocyclopentadiene | **1.1U** | ug/L | 4.8 | 1.1 | 1 | 11/12/11 01:00 | 11/12/11 17:58 | 77-47-4 | |
| Hexachloroethane | **0.23U** | ug/L | 4.8 | 0.23 | 1 | 11/12/11 01:00 | 11/12/11 17:58 | 67-72-1 | |
| Hexachloropropene | **0.23U** | ug/L | 4.8 | 0.23 | 1 | 11/12/11 01:00 | 11/12/11 17:58 | 1888-71-7 | |
| Indeno(1,2,3-cd)pyrene | **1.8U** | ug/L | 1.9 | 1.8 | 1 | 11/12/11 01:00 | 11/12/11 17:58 | 193-39-5 | |
| Isodrin | **0.30U** | ug/L | 4.8 | 0.30 | 1 | 11/12/11 01:00 | 11/12/11 17:58 | 465-73-6 | |
| Isophorone | **0.14U** | ug/L | 4.8 | 0.14 | 1 | 11/12/11 01:00 | 11/12/11 17:58 | 78-59-1 | |
| Isosafrole | **0.15U** | ug/L | 4.8 | 0.15 | 1 | 11/12/11 01:00 | 11/12/11 17:58 | 120-58-1 | |
| Kepone | **4.8U** | ug/L | 19.3 | 4.8 | 1 | 11/12/11 01:00 | 11/12/11 17:58 | 143-50-0 | |
| Methapyrilene | **0.51U** | ug/L | 4.8 | 0.51 | 1 | 11/12/11 01:00 | 11/12/11 17:58 | 91-80-5 | |
| 3-Methylcholanthrene | **0.14U** | ug/L | 4.8 | 0.14 | 1 | 11/12/11 01:00 | 11/12/11 17:58 | 56-49-5 | |
| Methyl methanesulfonate | **0.17U** | ug/L | 4.8 | 0.17 | 1 | 11/12/11 01:00 | 11/12/11 17:58 | 66-27-3 | |
| 2-Methylnaphthalene | **0.14U** | ug/L | 4.8 | 0.14 | 1 | 11/12/11 01:00 | 11/12/11 17:58 | 91-57-6 | |
| 2-Methylphenol(o-Cresol) | **1.2U** | ug/L | 4.8 | 1.2 | 1 | 11/12/11 01:00 | 11/12/11 17:58 | 95-48-7 | |
| 3&4-Methylphenol(m&p Cresol) | **0.15U** | ug/L | 9.7 | 0.15 | 1 | 11/12/11 01:00 | 11/12/11 17:58 | | |
| 1-Naphthylamine | **0.28U** | ug/L | 4.8 | 0.28 | 1 | 11/12/11 01:00 | 11/12/11 17:58 | 134-32-7 | |
| 2-Naphthylamine | **0.28U** | ug/L | 4.8 | 0.28 | 1 | 11/12/11 01:00 | 11/12/11 17:58 | 91-59-8 | |
| Naphthalene | **0.19U** | ug/L | 4.8 | 0.19 | 1 | 11/12/11 01:00 | 11/12/11 17:58 | 91-20-3 | |
| 1,4-Naphthoquinone | **1.8U** | ug/L | 4.8 | 1.8 | 1 | 11/12/11 01:00 | 11/12/11 17:58 | 130-15-4 | |
| 2-Nitroaniline | **0.19U** | ug/L | 4.8 | 0.19 | 1 | 11/12/11 01:00 | 11/12/11 17:58 | 88-74-4 | |
| 3-Nitroaniline | **0.31U** | ug/L | 4.8 | 0.31 | 1 | 11/12/11 01:00 | 11/12/11 17:58 | 99-09-2 | |
| 4-Nitroaniline | **1.8U** | ug/L | 3.9 | 1.8 | 1 | 11/12/11 01:00 | 11/12/11 17:58 | 100-01-6 | |
| Nitrobenzene | **0.40U** | ug/L | 3.9 | 0.40 | 1 | 11/12/11 01:00 | 11/12/11 17:58 | 98-95-3 | |
| 2-Nitrophenol | **0.23U** | ug/L | 4.8 | 0.23 | 1 | 11/12/11 01:00 | 11/12/11 17:58 | 88-75-5 | |
| 4-Nitrophenol | **0.75U** | ug/L | 19.3 | 0.75 | 1 | 11/12/11 01:00 | 11/12/11 17:58 | 100-02-7 | |
| 5-Nitro-o-toluidine | **0.14U** | ug/L | 4.8 | 0.14 | 1 | 11/12/11 01:00 | 11/12/11 17:58 | 99-55-8 | |
| N-Nitrosodiethylamine | **0.21U** | ug/L | 3.9 | 0.21 | 1 | 11/12/11 01:00 | 11/12/11 17:58 | 55-18-5 | |
| N-Nitrosodimethylamine | **0.14U** | ug/L | 1.9 | 0.14 | 1 | 11/12/11 01:00 | 11/12/11 17:58 | 62-75-9 | |
| N-Nitroso-di-n-butylamine | **0.21U** | ug/L | 3.9 | 0.21 | 1 | 11/12/11 01:00 | 11/12/11 17:58 | 924-16-3 | |
| N-Nitroso-di-n-propylamine | **0.25U** | ug/L | 3.9 | 0.25 | 1 | 11/12/11 01:00 | 11/12/11 17:58 | 621-64-7 | |
| N-Nitrosodiphenylamine | **0.13U** | ug/L | 4.8 | 0.13 | 1 | 11/12/11 01:00 | 11/12/11 17:58 | 86-30-6 | |
| N-Nitrosomethylethylamine | **0.33U** | ug/L | 4.8 | 0.33 | 1 | 11/12/11 01:00 | 11/12/11 17:58 | 10595-95-6 | |
| N-Nitrosopiperidine | **0.24U** | ug/L | 4.8 | 0.24 | 1 | 11/12/11 01:00 | 11/12/11 17:58 | 100-75-4 | |
| N-Nitrosopyrrolidine | **0.21U** | ug/L | 4.8 | 0.21 | 1 | 11/12/11 01:00 | 11/12/11 17:58 | 930-55-2 | |
| O,O,O-Triethylphosphorothioate | **0.25U** | ug/L | 4.8 | 0.25 | 1 | 11/12/11 01:00 | 11/12/11 17:58 | 126-68-1 | |

**Pace Analytical Services, Inc.**
8 East Tower Circle
Ormond Beach, FL 32174
(386)672-5668

# ANALYTICAL RESULTS

Project: Tomoka Semi-annual LF
Pace Project No.: 3542893

**Sample: B43-1** **Lab ID: 3542893006** Collected: 11/10/11 14:14 Received: 11/10/11 16:30 Matrix: Water

| Parameters | Results | Units | PQL | MDL | DF | Prepared | Analyzed | CAS No. | Qual |
|---|---|---|---|---|---|---|---|---|---|
| **8270 MSSV SemiVOA App. II** | Analytical Method: EPA 8270 Preparation Method: EPA 3510 | | | | | | | | |
| Pentachlorobenzene | **0.19U** | ug/L | 4.8 | 0.19 | 1 | 11/12/11 01:00 | 11/12/11 17:58 | 608-93-5 | |
| Phenacetin | **0.19U** | ug/L | 4.8 | 0.19 | 1 | 11/12/11 01:00 | 11/12/11 17:58 | 62-44-2 | |
| Phenanthrene | **0.13U** | ug/L | 4.8 | 0.13 | 1 | 11/12/11 01:00 | 11/12/11 17:58 | 85-01-8 | |
| Phenol | **0.14U** | ug/L | 4.8 | 0.14 | 1 | 11/12/11 01:00 | 11/12/11 17:58 | 108-95-2 | |
| p-Phenylenediamine | **9.7U** | ug/L | 19.3 | 9.7 | 1 | 11/12/11 01:00 | 11/12/11 17:58 | 106-50-3 | |
| Pronamide | **0.19U** | ug/L | 4.8 | 0.19 | 1 | 11/12/11 01:00 | 11/12/11 17:58 | 23950-58-5 | |
| Pyrene | **1.7U** | ug/L | 4.8 | 1.7 | 1 | 11/12/11 01:00 | 11/12/11 17:58 | 129-00-0 | |
| Safrole | **0.22U** | ug/L | 4.8 | 0.22 | 1 | 11/12/11 01:00 | 11/12/11 17:58 | 94-59-7 | |
| 1,2,4,5-Tetrachlorobenzene | **1.4U** | ug/L | 4.8 | 1.4 | 1 | 11/12/11 01:00 | 11/12/11 17:58 | 95-94-3 | |
| 2,3,4,6-Tetrachlorophenol | **1.6U** | ug/L | 4.8 | 1.6 | 1 | 11/12/11 01:00 | 11/12/11 17:58 | 58-90-2 | |
| Thionazin | **0.26U** | ug/L | 4.8 | 0.26 | 1 | 11/12/11 01:00 | 11/12/11 17:58 | 297-97-2 | |
| O-Toluidine | **0.24U** | ug/L | 4.8 | 0.24 | 1 | 11/12/11 01:00 | 11/12/11 17:58 | 95-53-4 | |
| 2,4,5-Trichlorophenol | **0.16U** | ug/L | 3.9 | 0.16 | 1 | 11/12/11 01:00 | 11/12/11 17:58 | 95-95-4 | |
| 2,4,6-Trichlorophenol | **0.18U** | ug/L | 1.9 | 0.18 | 1 | 11/12/11 01:00 | 11/12/11 17:58 | 88-06-2 | |
| 1,3,5-Trinitrobenzene | **0.18U** | ug/L | 4.8 | 0.18 | 1 | 11/12/11 01:00 | 11/12/11 17:58 | 99-35-4 | |
| ***Surrogates*** | | | | | | | | | |
| Nitrobenzene-d5 (S) | 68 | % | 10-110 | | 1 | 11/12/11 01:00 | 11/12/11 17:58 | 4165-60-0 | |
| 2-Fluorobiphenyl (S) | 74 | % | 18-110 | | 1 | 11/12/11 01:00 | 11/12/11 17:58 | 321-60-8 | |
| Terphenyl-d14 (S) | 76 | % | 10-123 | | 1 | 11/12/11 01:00 | 11/12/11 17:58 | 1718-51-0 | |
| Phenol-d6 (S) | 12 | % | 10-110 | | 1 | 11/12/11 01:00 | 11/12/11 17:58 | 13127-88-3 | |
| 2-Fluorophenol (S) | 22 | % | 18-110 | | 1 | 11/12/11 01:00 | 11/12/11 17:58 | 367-12-4 | |
| 2,4,6-Tribromophenol (S) | 78 | % | 10-110 | | 1 | 11/12/11 01:00 | 11/12/11 17:58 | 118-79-6 | |
| **8260 MSV** | Analytical Method: EPA 8260 | | | | | | | | |
| Acetone | **5.0U** | ug/L | 10.0 | 5.0 | 1 | | 11/16/11 16:43 | 67-64-1 | |
| Acetonitrile | **5.0U** | ug/L | 10.0 | 5.0 | 1 | | 11/16/11 16:43 | 75-05-8 | |
| Acrolein | **10.0U** | ug/L | 20.0 | 10.0 | 1 | | 11/16/11 16:43 | 107-02-8 | |
| Acrylonitrile | **5.0U** | ug/L | 10.0 | 5.0 | 1 | | 11/16/11 16:43 | 107-13-1 | |
| Allyl chloride | **0.50U** | ug/L | 1.0 | 0.50 | 1 | | 11/16/11 16:43 | 107-05-1 | |
| Benzene | **1.4** | ug/L | 1.0 | 0.50 | 1 | | 11/16/11 16:43 | 71-43-2 | |
| Bromochloromethane | **0.50U** | ug/L | 1.0 | 0.50 | 1 | | 11/16/11 16:43 | 74-97-5 | |
| Bromodichloromethane | **0.27U** | ug/L | 0.60 | 0.27 | 1 | | 11/16/11 16:43 | 75-27-4 | |
| Bromoform | **0.50U** | ug/L | 1.0 | 0.50 | 1 | | 11/16/11 16:43 | 75-25-2 | |
| Bromomethane | **0.50U** | ug/L | 1.0 | 0.50 | 1 | | 11/16/11 16:43 | 74-83-9 | |
| 2-Butanone (MEK) | **5.0U** | ug/L | 10.0 | 5.0 | 1 | | 11/16/11 16:43 | 78-93-3 | |
| Carbon disulfide | **5.0U** | ug/L | 10.0 | 5.0 | 1 | | 11/16/11 16:43 | 75-15-0 | |
| Carbon tetrachloride | **0.50U** | ug/L | 1.0 | 0.50 | 1 | | 11/16/11 16:43 | 56-23-5 | |
| Chlorobenzene | **4.0** | ug/L | 1.0 | 0.50 | 1 | | 11/16/11 16:43 | 108-90-7 | |
| Chloroethane | **0.50U** | ug/L | 1.0 | 0.50 | 1 | | 11/16/11 16:43 | 75-00-3 | |
| Chloroform | **0.50U** | ug/L | 1.0 | 0.50 | 1 | | 11/16/11 16:43 | 67-66-3 | |
| Chloromethane | **0.62U** | ug/L | 1.0 | 0.62 | 1 | | 11/16/11 16:43 | 74-87-3 | |
| Chloroprene | **0.50U** | ug/L | 1.0 | 0.50 | 1 | | 11/16/11 16:43 | 126-99-8 | |
| Dibromochloromethane | **0.26U** | ug/L | 0.50 | 0.26 | 1 | | 11/16/11 16:43 | 124-48-1 | |
| Dibromomethane | **0.50U** | ug/L | 1.0 | 0.50 | 1 | | 11/16/11 16:43 | 74-95-3 | |
| trans-1,4-Dichloro-2-butene | **5.0U** | ug/L | 10.0 | 5.0 | 1 | | 11/16/11 16:43 | 110-57-6 | |
| Dichlorodifluoromethane | **0.50U** | ug/L | 1.0 | 0.50 | 1 | | 11/16/11 16:43 | 75-71-8 | |

**Pace Analytical Services, Inc.**
8 East Tower Circle
Ormond Beach, FL 32174
(386)672-5668

# ANALYTICAL RESULTS

Project: Tomoka Semi-annual LF
Pace Project No.: 3542893

**Sample: B43-1** **Lab ID: 3542893006** Collected: 11/10/11 14:14 Received: 11/10/11 16:30 Matrix: Water

| Parameters | Results | Units | PQL | MDL | DF | Prepared | Analyzed | CAS No. | Qual |
|---|---|---|---|---|---|---|---|---|---|
| **8260 MSV** | Analytical Method: EPA 8260 | | | | | | | | |
| 1,1-Dichloroethane | **0.50U** | ug/L | 1.0 | 0.50 | 1 | | 11/16/11 16:43 | 75-34-3 | |
| 1,2-Dichloroethane | **0.50U** | ug/L | 1.0 | 0.50 | 1 | | 11/16/11 16:43 | 107-06-2 | |
| 1,1-Dichloroethene | **0.50U** | ug/L | 1.0 | 0.50 | 1 | | 11/16/11 16:43 | 75-35-4 | |
| cis-1,2-Dichloroethene | **0.50U** | ug/L | 1.0 | 0.50 | 1 | | 11/16/11 16:43 | 156-59-2 | |
| trans-1,2-Dichloroethene | **0.50U** | ug/L | 1.0 | 0.50 | 1 | | 11/16/11 16:43 | 156-60-5 | |
| 1,2-Dichloropropane | **0.50U** | ug/L | 1.0 | 0.50 | 1 | | 11/16/11 16:43 | 78-87-5 | |
| 1,3-Dichloropropane | **0.50U** | ug/L | 1.0 | 0.50 | 1 | | 11/16/11 16:43 | 142-28-9 | |
| 2,2-Dichloropropane | **0.50U** | ug/L | 1.0 | 0.50 | 1 | | 11/16/11 16:43 | 594-20-7 | |
| 1,1-Dichloropropene | **0.50U** | ug/L | 1.0 | 0.50 | 1 | | 11/16/11 16:43 | 563-58-6 | |
| cis-1,3-Dichloropropene | **0.25U** | ug/L | 0.50 | 0.25 | 1 | | 11/16/11 16:43 | 10061-01-5 | |
| trans-1,3-Dichloropropene | **0.25U** | ug/L | 0.50 | 0.25 | 1 | | 11/16/11 16:43 | 10061-02-6 | |
| Ethylbenzene | **0.50U** | ug/L | 1.0 | 0.50 | 1 | | 11/16/11 16:43 | 100-41-4 | |
| Ethyl methacrylate | **0.50U** | ug/L | 1.0 | 0.50 | 1 | | 11/16/11 16:43 | 97-63-2 | |
| Hexachloro-1,3-butadiene | **0.50U** | ug/L | 1.0 | 0.50 | 1 | | 11/16/11 16:43 | 87-68-3 | |
| 2-Hexanone | **5.0U** | ug/L | 10.0 | 5.0 | 1 | | 11/16/11 16:43 | 591-78-6 | |
| Iodomethane | **0.50U** | ug/L | 1.0 | 0.50 | 1 | | 11/16/11 16:43 | 74-88-4 | |
| Isobutyl Alcohol | **10.0U** | ug/L | 20.0 | 10.0 | 1 | | 11/16/11 16:43 | 78-83-1 | |
| Methacrylonitrile | **5.0U** | ug/L | 10.0 | 5.0 | 1 | | 11/16/11 16:43 | 126-98-7 | |
| Methylene Chloride | **2.5U** | ug/L | 5.0 | 2.5 | 1 | | 11/16/11 16:43 | 75-09-2 | |
| Methyl methacrylate | **5.0U** | ug/L | 10.0 | 5.0 | 1 | | 11/16/11 16:43 | 80-62-6 | |
| 4-Methyl-2-pentanone (MIBK) | **5.0U** | ug/L | 10.0 | 5.0 | 1 | | 11/16/11 16:43 | 108-10-1 | |
| Propionitrile | **5.0U** | ug/L | 10.0 | 5.0 | 1 | | 11/16/11 16:43 | 107-12-0 | J(M1) |
| Styrene | **0.50U** | ug/L | 1.0 | 0.50 | 1 | | 11/16/11 16:43 | 100-42-5 | |
| 1,1,1,2-Tetrachloroethane | **0.50U** | ug/L | 1.0 | 0.50 | 1 | | 11/16/11 16:43 | 630-20-6 | |
| 1,1,2,2-Tetrachloroethane | **0.12U** | ug/L | 0.50 | 0.12 | 1 | | 11/16/11 16:43 | 79-34-5 | |
| Tetrachloroethene | **0.50U** | ug/L | 1.0 | 0.50 | 1 | | 11/16/11 16:43 | 127-18-4 | |
| Toluene | **0.50U** | ug/L | 1.0 | 0.50 | 1 | | 11/16/11 16:43 | 108-88-3 | |
| 1,2,4-Trichlorobenzene | **0.50U** | ug/L | 1.0 | 0.50 | 1 | | 11/16/11 16:43 | 120-82-1 | |
| 1,1,1-Trichloroethane | **0.50U** | ug/L | 1.0 | 0.50 | 1 | | 11/16/11 16:43 | 71-55-6 | |
| 1,1,2-Trichloroethane | **0.50U** | ug/L | 1.0 | 0.50 | 1 | | 11/16/11 16:43 | 79-00-5 | |
| Trichloroethene | **0.50U** | ug/L | 1.0 | 0.50 | 1 | | 11/16/11 16:43 | 79-01-6 | |
| Trichlorofluoromethane | **0.50U** | ug/L | 1.0 | 0.50 | 1 | | 11/16/11 16:43 | 75-69-4 | |
| 1,2,3-Trichloropropane | **0.36U** | ug/L | 0.50 | 0.36 | 1 | | 11/16/11 16:43 | 96-18-4 | |
| Vinyl acetate | **1.0U** | ug/L | 2.0 | 1.0 | 1 | | 11/16/11 16:43 | 108-05-4 | |
| Vinyl chloride | **0.50U** | ug/L | 1.0 | 0.50 | 1 | | 11/16/11 16:43 | 75-01-4 | |
| Xylene (Total) | **0.50U** | ug/L | 1.0 | 0.50 | 1 | | 11/16/11 16:43 | 1330-20-7 | |
| ***Surrogates*** | | | | | | | | | |
| 4-Bromofluorobenzene (S) | 101 | % | 70-114 | | 1 | | 11/16/11 16:43 | 460-00-4 | |
| Dibromofluoromethane (S) | 103 | % | 88-117 | | 1 | | 11/16/11 16:43 | 1868-53-7 | |
| 1,2-Dichloroethane-d4 (S) | 101 | % | 86-125 | | 1 | | 11/16/11 16:43 | 17060-07-0 | |
| Toluene-d8 (S) | 101 | % | 87-113 | | 1 | | 11/16/11 16:43 | 2037-26-5 | |
| **2540C Total Dissolved Solids** | Analytical Method: SM 2540C | | | | | | | | |
| Total Dissolved Solids | **1940** | mg/L | 20.0 | 20.0 | 1 | | 11/14/11 12:47 | | |

**Pace Analytical Services, Inc.**
8 East Tower Circle
Ormond Beach, FL 32174
(386)672-5668

# ANALYTICAL RESULTS

Project: Tomoka Semi-annual LF
Pace Project No.: 3542893

**Sample: B43-1** **Lab ID: 3542893006** Collected: 11/10/11 14:14 Received: 11/10/11 16:30 Matrix: Water

| Parameters | Results | Units | PQL | MDL | DF | Prepared | Analyzed | CAS No. | Qual |
|---|---|---|---|---|---|---|---|---|---|
| **9034 Sulfide Water** | Analytical Method: EPA 9034 | | | | | | | | |
| Sulfide | **1.0U** | mg/L | 1.0 | 1.0 | 1 | | 11/11/11 08:30 | 18496-25-8 | |
| **300.0 IC Anions** | Analytical Method: EPA 300.0 | | | | | | | | |
| Nitrate as N | **0.025U** | mg/L | 0.050 | 0.025 | 1 | | 11/11/11 17:18 | 14797-55-8 | |
| **300.0 IC Anions 28 Days** | Analytical Method: EPA 300.0 | | | | | | | | |
| Chloride | **63.2** | mg/L | 5.0 | 2.5 | 1 | | 11/11/11 17:18 | 16887-00-6 | |
| Sulfate | **10.8** | mg/L | 5.0 | 2.5 | 1 | | 11/11/11 17:18 | 14808-79-8 | |
| **350.1 Ammonia** | Analytical Method: EPA 350.1 | | | | | | | | |
| Nitrogen, Ammonia | **1.8** | mg/L | 0.050 | 0.020 | 1 | | 11/16/11 07:41 | 7664-41-7 | |
| **9012 Cyanide, Total** | Analytical Method: EPA 9012 Preparation Method: EPA 9012 | | | | | | | | |
| Cyanide | **0.0015 I** | mg/L | 0.010 | 0.0010 | 1 | 11/21/11 06:38 | 11/22/11 07:02 | 57-12-5 | V |

**Pace Analytical Services, Inc.**
8 East Tower Circle
Ormond Beach, FL 32174
(386)672-5668

# ANALYTICAL RESULTS

Project: Tomoka Semi-annual LF
Pace Project No.: 3542893

**Sample: B43-1 DUP** **Lab ID: 3542893007** Collected: 11/10/11 14:14 Received: 11/10/11 16:30 Matrix: Water

| Parameters | Results | Units | PQL | MDL | DF | Prepared | Analyzed | CAS No. | Qual |
|---|---|---|---|---|---|---|---|---|---|
| **Field Data** | Analytical Method: | | | | | | | | |
| Field pH | **5.98** | Std. Units | | | 1 | | 11/10/11 14:14 | | |
| Field Temperature | **23.02** | deg C | | | 1 | | 11/10/11 14:14 | | |
| Appearance | **Color: None, Sheen: None** | | | | 1 | | 11/10/11 14:14 | | |
| Field Specific Conductance | **652** | umhos/cm | | | 1 | | 11/10/11 14:14 | | |
| Oxygen, Dissolved | **0.28** | mg/L | | | 1 | | 11/10/11 14:14 | 7782-44-7 | |
| REDOX | **-24.9** | mV | | | 1 | | 11/10/11 14:14 | | |
| Turbidity | **5.36** | NTU | | | 1 | | 11/10/11 14:14 | | |
| **8011 GCS EDB and DBCP** | Analytical Method: EPA 8011 Preparation Method: EPA 8011 | | | | | | | | |
| 1,2-Dibromo-3-chloropropane | **0.0051U** | ug/L | 0.021 | 0.0051 | 1 | 11/17/11 11:30 | 11/17/11 17:43 | 96-12-8 | |
| 1,2-Dibromoethane (EDB) | **0.0065U** | ug/L | 0.010 | 0.0065 | 1 | 11/17/11 11:30 | 11/17/11 17:43 | 106-93-4 | |
| **8081 GCS Pesticides** | Analytical Method: EPA 8081 Preparation Method: EPA 3510 | | | | | | | | |
| Aldrin | **0.00048U** | ug/L | 0.0096 | 0.00048 | 1 | 11/13/11 08:30 | 11/18/11 03:33 | 309-00-2 | |
| alpha-BHC | **0.00029U** | ug/L | 0.0096 | 0.00029 | 1 | 11/13/11 08:30 | 11/18/11 03:33 | 319-84-6 | |
| beta-BHC | **0.00048U** | ug/L | 0.0096 | 0.00048 | 1 | 11/13/11 08:30 | 11/18/11 03:33 | 319-85-7 | |
| delta-BHC | **0.00038U** | ug/L | 0.0096 | 0.00038 | 1 | 11/13/11 08:30 | 11/18/11 03:33 | 319-86-8 | |
| gamma-BHC (Lindane) | **0.00019U** | ug/L | 0.0096 | 0.00019 | 1 | 11/13/11 08:30 | 11/18/11 03:33 | 58-89-9 | |
| Chlordane (Technical) | **0.077U** | ug/L | 0.48 | 0.077 | 1 | 11/13/11 08:30 | 11/18/11 03:33 | 57-74-9 | |
| Chlorobenzilate | **0.020U** | ug/L | 0.096 | 0.020 | 1 | 11/13/11 08:30 | 11/18/11 03:33 | 510-15-6 | |
| 4,4'-DDD | **0.0018U** | ug/L | 0.0096 | 0.0018 | 1 | 11/13/11 08:30 | 11/18/11 03:33 | 72-54-8 | |
| 4,4'-DDE | **0.00086U** | ug/L | 0.0096 | 0.00086 | 1 | 11/13/11 08:30 | 11/18/11 03:33 | 72-55-9 | |
| 4,4'-DDT | **0.0035U** | ug/L | 0.0096 | 0.0035 | 1 | 11/13/11 08:30 | 11/18/11 03:33 | 50-29-3 | |
| Dieldrin | **0.00048U** | ug/L | 0.0096 | 0.00048 | 1 | 11/13/11 08:30 | 11/18/11 03:33 | 60-57-1 | |
| Endosulfan I | **0.00067U** | ug/L | 0.0096 | 0.00067 | 1 | 11/13/11 08:30 | 11/18/11 03:33 | 959-98-8 | |
| Endosulfan II | **0.00067U** | ug/L | 0.0096 | 0.00067 | 1 | 11/13/11 08:30 | 11/18/11 03:33 | 33213-65-9 | |
| Endosulfan sulfate | **0.00058U** | ug/L | 0.0096 | 0.00058 | 1 | 11/13/11 08:30 | 11/18/11 03:33 | 1031-07-8 | |
| Endrin | **0.0016U** | ug/L | 0.0096 | 0.0016 | 1 | 11/13/11 08:30 | 11/18/11 03:33 | 72-20-8 | |
| Endrin aldehyde | **0.0068U** | ug/L | 0.0096 | 0.0068 | 1 | 11/13/11 08:30 | 11/18/11 03:33 | 7421-93-4 | |
| Heptachlor | **0.0014U** | ug/L | 0.0096 | 0.0014 | 1 | 11/13/11 08:30 | 11/18/11 03:33 | 76-44-8 | |
| Heptachlor epoxide | **0.00038U** | ug/L | 0.0096 | 0.00038 | 1 | 11/13/11 08:30 | 11/18/11 03:33 | 1024-57-3 | |
| Methoxychlor | **0.0067U** | ug/L | 0.0096 | 0.0067 | 1 | 11/13/11 08:30 | 11/18/11 03:33 | 72-43-5 | |
| Pentachloronitrobenzene | **0.014U** | ug/L | 0.096 | 0.014 | 1 | 11/13/11 08:30 | 11/18/11 03:33 | 82-68-8 | |
| Toxaphene | **0.27U** | ug/L | 0.48 | 0.27 | 1 | 11/13/11 08:30 | 11/18/11 03:33 | 8001-35-2 | |
| ***Surrogates*** | | | | | | | | | |
| Tetrachloro-m-xylene (S) | 76 | % | 66.5-120.3 | | 1 | 11/13/11 08:30 | 11/18/11 03:33 | 877-09-8 | |
| Decachlorobiphenyl (S) | 34 | % | 41.7-109.1 | | 1 | 11/13/11 08:30 | 11/18/11 03:33 | 2051-24-3 | J(S1) |
| **8082 GCS PCB** | Analytical Method: EPA 8082 Preparation Method: EPA 3510 | | | | | | | | |
| PCB-1016 (Aroclor 1016) | **0.077U** | ug/L | 0.48 | 0.077 | 1 | 11/13/11 08:30 | 11/16/11 01:14 | 12674-11-2 | |
| PCB-1221 (Aroclor 1221) | **0.078U** | ug/L | 0.48 | 0.078 | 1 | 11/13/11 08:30 | 11/16/11 01:14 | 11104-28-2 | |
| PCB-1232 (Aroclor 1232) | **0.11U** | ug/L | 0.48 | 0.11 | 1 | 11/13/11 08:30 | 11/16/11 01:14 | 11141-16-5 | |

**Pace Analytical Services, Inc.**
8 East Tower Circle
Ormond Beach, FL 32174
(386)672-5668

# ANALYTICAL RESULTS

Project: Tomoka Semi-annual LF
Pace Project No.: 3542893

**Sample: B43-1 DUP** **Lab ID: 3542893007** Collected: 11/10/11 14:14 Received: 11/10/11 16:30 Matrix: Water

| Parameters | Results | Units | PQL | MDL | DF | Prepared | Analyzed | CAS No. | Qual |
|---|---|---|---|---|---|---|---|---|---|
| **8082 GCS PCB** | Analytical Method: EPA 8082 Preparation Method: EPA 3510 | | | | | | | | |
| PCB-1242 (Aroclor 1242) | **0.12U** | ug/L | 0.48 | 0.12 | 1 | 11/13/11 08:30 | 11/16/11 01:14 | 53469-21-9 | |
| PCB-1248 (Aroclor 1248) | **0.26U** | ug/L | 0.48 | 0.26 | 1 | 11/13/11 08:30 | 11/16/11 01:14 | 12672-29-6 | |
| PCB-1254 (Aroclor 1254) | **0.14U** | ug/L | 0.48 | 0.14 | 1 | 11/13/11 08:30 | 11/16/11 01:14 | 11097-69-1 | |
| PCB-1260 (Aroclor 1260) | **0.11U** | ug/L | 0.48 | 0.11 | 1 | 11/13/11 08:30 | 11/16/11 01:14 | 11096-82-5 | |
| ***Surrogates*** | | | | | | | | | |
| Tetrachloro-m-xylene (S) | 51 | % | 48-111 | | 1 | 11/13/11 08:30 | 11/16/11 01:14 | 877-09-8 | |
| Decachlorobiphenyl (S) | 33 | % | 63-121 | | 1 | 11/13/11 08:30 | 11/16/11 01:14 | 2051-24-3 | J(S0) |
| **8141 GCS O/P Pesticides** | Analytical Method: EPA 8141 Preparation Method: EPA 3510 | | | | | | | | |
| Dimethoate | **0.23U** | ug/L | 0.48 | 0.23 | 1 | 11/11/11 17:15 | 11/13/11 10:24 | 60-51-5 | |
| Disulfoton | **0.25U** | ug/L | 0.48 | 0.25 | 1 | 11/11/11 17:15 | 11/13/11 10:24 | 298-04-4 | |
| Famphur | **0.28U** | ug/L | 0.48 | 0.28 | 1 | 11/11/11 17:15 | 11/13/11 10:24 | 52-85-7 | |
| Methyl parathion | **0.26U** | ug/L | 0.48 | 0.26 | 1 | 11/11/11 17:15 | 11/13/11 10:24 | 298-00-0 | |
| Parathion (Ethyl parathion) | **0.45U** | ug/L | 0.96 | 0.45 | 1 | 11/11/11 17:15 | 11/13/11 10:24 | 56-38-2 | |
| Phorate | **0.40U** | ug/L | 0.96 | 0.40 | 1 | 11/11/11 17:15 | 11/13/11 10:24 | 298-02-2 | |
| ***Surrogates*** | | | | | | | | | |
| 4-Chloro3nitrobenzotrifluoride | 93 | % | 34.2-122 | | 1 | 11/11/11 17:15 | 11/13/11 10:24 | | |
| **8151 Chlorinated Herbicides** | Analytical Method: EPA 8151 Preparation Method: EPA 8151 | | | | | | | | |
| 2,4-D | **0.21U** | ug/L | 0.90 | 0.21 | 1 | 11/14/11 16:45 | 11/15/11 21:23 | 94-75-7 | |
| Dinoseb | **0.055U** | ug/L | 0.18 | 0.055 | 1 | 11/14/11 16:45 | 11/15/11 21:23 | 88-85-7 | |
| Pentachlorophenol | **0.016U** | ug/L | 0.027 | 0.016 | 1 | 11/14/11 16:45 | 11/15/11 21:23 | 87-86-5 | |
| 2,4,5-T | **0.040U** | ug/L | 0.18 | 0.040 | 1 | 11/14/11 16:45 | 11/15/11 21:23 | 93-76-5 | |
| 2,4,5-TP (Silvex) | **0.047U** | ug/L | 0.18 | 0.047 | 1 | 11/14/11 16:45 | 11/15/11 21:23 | 93-72-1 | |
| ***Surrogates*** | | | | | | | | | |
| 2,4-DCAA (S) | 92 | % | 42-142 | | 1 | 11/14/11 16:45 | 11/15/11 21:23 | 19719-28-9 | |
| **6010 MET ICP** | Analytical Method: EPA 6010 Preparation Method: EPA 3010 | | | | | | | | |
| Arsenic | **5.0U** | ug/L | 10.0 | 5.0 | 1 | 11/11/11 11:32 | 11/15/11 19:27 | 7440-38-2 | |
| Barium | **132** | ug/L | 10.0 | 5.0 | 1 | 11/11/11 11:32 | 11/15/11 19:27 | 7440-39-3 | |
| Beryllium | **0.50U** | ug/L | 1.0 | 0.50 | 1 | 11/11/11 11:32 | 11/15/11 19:27 | 7440-41-7 | |
| Cadmium | **0.50U** | ug/L | 1.0 | 0.50 | 1 | 11/11/11 11:32 | 11/15/11 19:27 | 7440-43-9 | |
| Chromium | **2.5U** | ug/L | 5.0 | 2.5 | 1 | 11/11/11 11:32 | 11/15/11 19:27 | 7440-47-3 | |
| Cobalt | **5.0U** | ug/L | 10.0 | 5.0 | 1 | 11/11/11 11:32 | 11/15/11 19:27 | 7440-48-4 | |
| Copper | **3.3 I** | ug/L | 5.0 | 2.5 | 1 | 11/11/11 11:32 | 11/15/11 19:27 | 7440-50-8 | |
| Iron | **20200** | ug/L | 40.0 | 20.0 | 1 | 11/11/11 11:32 | 11/15/11 19:27 | 7439-89-6 | |
| Lead | **5.0U** | ug/L | 10.0 | 5.0 | 1 | 11/11/11 11:32 | 11/15/11 19:27 | 7439-92-1 | |
| Nickel | **2.5U** | ug/L | 5.0 | 2.5 | 1 | 11/11/11 11:32 | 11/15/11 19:27 | 7440-02-0 | |
| Selenium | **7.5U** | ug/L | 15.0 | 7.5 | 1 | 11/11/11 11:32 | 11/15/11 19:27 | 7782-49-2 | |
| Silver | **2.5U** | ug/L | 5.0 | 2.5 | 1 | 11/11/11 11:32 | 11/15/11 19:27 | 7440-22-4 | |
| Sodium | **85.9** | mg/L | 1.0 | 0.50 | 1 | 11/11/11 11:32 | 11/15/11 19:27 | 7440-23-5 | |
| Tin | **25.0U** | ug/L | 50.0 | 25.0 | 1 | 11/11/11 11:32 | 11/15/11 19:27 | 7440-31-5 | |
| Vanadium | **5.0U** | ug/L | 10.0 | 5.0 | 1 | 11/11/11 11:32 | 11/15/11 19:27 | 7440-62-2 | |
| Zinc | **10.0U** | ug/L | 20.0 | 10.0 | 1 | 11/11/11 11:32 | 11/15/11 19:27 | 7440-66-6 | |

Pace Analytical Services, Inc.
8 East Tower Circle
Ormond Beach, FL 32174
(386)672-5668

# ANALYTICAL RESULTS

Project: Tomoka Semi-annual LF
Pace Project No.: 3542893

**Sample: B43-1 DUP** **Lab ID: 3542893007** Collected: 11/10/11 14:14 Received: 11/10/11 16:30 Matrix: Water

| Parameters | Results | Units | PQL | MDL | DF | Prepared | Analyzed | CAS No. | Qual |
|---|---|---|---|---|---|---|---|---|---|
| **6020 MET ICPMS** | Analytical Method: EPA 6020 | Preparation Method: EPA 3010 | | | | | | | |
| Antimony | **0.50U** | ug/L | 1.0 | 0.50 | 1 | 11/11/11 11:32 | 11/14/11 12:34 | 7440-36-0 | |
| Thallium | **0.50U** | ug/L | 1.0 | 0.50 | 1 | 11/11/11 11:32 | 11/14/11 12:34 | 7440-28-0 | |
| **7470 Mercury** | Analytical Method: EPA 7470 | Preparation Method: EPA 7470 | | | | | | | |
| Mercury | **0.10U** | ug/L | 0.20 | 0.10 | 1 | 11/11/11 00:30 | 11/11/11 10:55 | 7439-97-6 | |
| **8270 MSSV SemiVOA App. II** | Analytical Method: EPA 8270 | Preparation Method: EPA 3510 | | | | | | | |
| Acenaphthene | **0.17U** | ug/L | 4.8 | 0.17 | 1 | 11/12/11 01:00 | 11/12/11 18:16 | 83-32-9 | |
| Acenaphthylene | **1.7U** | ug/L | 4.8 | 1.7 | 1 | 11/12/11 01:00 | 11/12/11 18:16 | 208-96-8 | |
| Acetophenone | **1.5U** | ug/L | 4.8 | 1.5 | 1 | 11/12/11 01:00 | 11/12/11 18:16 | 98-86-2 | |
| 2-Acetylaminofluorene | **0.24U** | ug/L | 4.8 | 0.24 | 1 | 11/12/11 01:00 | 11/12/11 18:16 | 53-96-3 | |
| 4-Aminobiphenyl | **0.18U** | ug/L | 4.8 | 0.18 | 1 | 11/12/11 01:00 | 11/12/11 18:16 | 92-67-1 | |
| Anthracene | **0.17U** | ug/L | 4.8 | 0.17 | 1 | 11/12/11 01:00 | 11/12/11 18:16 | 120-12-7 | |
| Benzo(a)anthracene | **1.8U** | ug/L | 4.8 | 1.8 | 1 | 11/12/11 01:00 | 11/12/11 18:16 | 56-55-3 | |
| Benzo(a)pyrene | **0.14U** | ug/L | 0.97 | 0.14 | 1 | 11/12/11 01:00 | 11/12/11 18:16 | 50-32-8 | |
| Benzo(b)fluoranthene | **1.8U** | ug/L | 1.9 | 1.8 | 1 | 11/12/11 01:00 | 11/12/11 18:16 | 205-99-2 | J(L2) |
| Benzo(g,h,i)perylene | **1.7U** | ug/L | 4.8 | 1.7 | 1 | 11/12/11 01:00 | 11/12/11 18:16 | 191-24-2 | |
| Benzo(k)fluoranthene | **0.11U** | ug/L | 3.9 | 0.11 | 1 | 11/12/11 01:00 | 11/12/11 18:16 | 207-08-9 | L3 |
| Benzyl alcohol | **0.30U** | ug/L | 4.8 | 0.30 | 1 | 11/12/11 01:00 | 11/12/11 18:16 | 100-51-6 | |
| 4-Bromophenylphenyl ether | **0.24U** | ug/L | 4.8 | 0.24 | 1 | 11/12/11 01:00 | 11/12/11 18:16 | 101-55-3 | |
| Butylbenzylphthalate | **1.9U** | ug/L | 4.8 | 1.9 | 1 | 11/12/11 01:00 | 11/12/11 18:16 | 85-68-7 | |
| 4-Chloro-3-methylphenol | **2.2 I** | ug/L | 19.3 | 0.29 | 1 | 11/12/11 01:00 | 11/12/11 18:16 | 59-50-7 | |
| 4-Chloroaniline | **0.19U** | ug/L | 4.8 | 0.19 | 1 | 11/12/11 01:00 | 11/12/11 18:16 | 106-47-8 | |
| bis(2-Chloroethoxy)methane | **0.14U** | ug/L | 4.8 | 0.14 | 1 | 11/12/11 01:00 | 11/12/11 18:16 | 111-91-1 | |
| bis(2-Chloroethyl) ether | **0.20U** | ug/L | 3.9 | 0.20 | 1 | 11/12/11 01:00 | 11/12/11 18:16 | 111-44-4 | |
| bis(2-Chloroisopropyl) ether | **0.25U** | ug/L | 4.8 | 0.25 | 1 | 11/12/11 01:00 | 11/12/11 18:16 | 108-60-1 | |
| 2-Chloronaphthalene | **0.20U** | ug/L | 4.8 | 0.20 | 1 | 11/12/11 01:00 | 11/12/11 18:16 | 91-58-7 | |
| 2-Chlorophenol | **0.14U** | ug/L | 4.8 | 0.14 | 1 | 11/12/11 01:00 | 11/12/11 18:16 | 95-57-8 | |
| 4-Chlorophenylphenyl ether | **1.8U** | ug/L | 4.8 | 1.8 | 1 | 11/12/11 01:00 | 11/12/11 18:16 | 7005-72-3 | |
| Chrysene | **0.17U** | ug/L | 4.8 | 0.17 | 1 | 11/12/11 01:00 | 11/12/11 18:16 | 218-01-9 | |
| Diallate | **0.20U** | ug/L | 4.8 | 0.20 | 1 | 11/12/11 01:00 | 11/12/11 18:16 | 2303-16-4 | |
| Dibenz(a,h)anthracene | **1.8U** | ug/L | 1.9 | 1.8 | 1 | 11/12/11 01:00 | 11/12/11 18:16 | 53-70-3 | |
| Dibenzofuran | **0.14U** | ug/L | 4.8 | 0.14 | 1 | 11/12/11 01:00 | 11/12/11 18:16 | 132-64-9 | |
| 1,2-Dichlorobenzene | **0.22U** | ug/L | 4.8 | 0.22 | 1 | 11/12/11 01:00 | 11/12/11 18:16 | 95-50-1 | |
| 1,3-Dichlorobenzene | **1.4U** | ug/L | 4.8 | 1.4 | 1 | 11/12/11 01:00 | 11/12/11 18:16 | 541-73-1 | |
| 1,4-Dichlorobenzene | **0.16U** | ug/L | 4.8 | 0.16 | 1 | 11/12/11 01:00 | 11/12/11 18:16 | 106-46-7 | |
| 3,3'-Dichlorobenzidine | **0.19U** | ug/L | 9.7 | 0.19 | 1 | 11/12/11 01:00 | 11/12/11 18:16 | 91-94-1 | |
| 2,4-Dichlorophenol | **0.18U** | ug/L | 1.9 | 0.18 | 1 | 11/12/11 01:00 | 11/12/11 18:16 | 120-83-2 | |
| 2,6-Dichlorophenol | **0.22U** | ug/L | 3.9 | 0.22 | 1 | 11/12/11 01:00 | 11/12/11 18:16 | 87-65-0 | |
| Diethylphthalate | **0.19U** | ug/L | 4.8 | 0.19 | 1 | 11/12/11 01:00 | 11/12/11 18:16 | 84-66-2 | |
| P-Dimethylaminoazobenzene | **0.29U** | ug/L | 4.8 | 0.29 | 1 | 11/12/11 01:00 | 11/12/11 18:16 | 60-11-7 | |
| 7,12-Dimethylbenz(a)anthracene | **0.13U** | ug/L | 4.8 | 0.13 | 1 | 11/12/11 01:00 | 11/12/11 18:16 | 57-97-6 | |
| 3,3'-Dimethylbenzidine | **0.60U** | ug/L | 9.7 | 0.60 | 1 | 11/12/11 01:00 | 11/12/11 18:16 | 119-93-7 | |
| 2,4-Dimethylphenol | **0.26U** | ug/L | 4.8 | 0.26 | 1 | 11/12/11 01:00 | 11/12/11 18:16 | 105-67-9 | |
| a,a-Dimethylphenylethylamine | **9.7U** | ug/L | 19.3 | 9.7 | 1 | 11/12/11 01:00 | 11/12/11 18:16 | 122-09-8 | |
| Dimethylphthalate | **0.16U** | ug/L | 4.8 | 0.16 | 1 | 11/12/11 01:00 | 11/12/11 18:16 | 131-11-3 | |

**Pace Analytical Services, Inc.**
8 East Tower Circle
Ormond Beach, FL 32174
(386)672-5668

# ANALYTICAL RESULTS

Project: Tomoka Semi-annual LF
Pace Project No.: 3542893

**Sample: B43-1 DUP** **Lab ID: 3542893007** Collected: 11/10/11 14:14 Received: 11/10/11 16:30 Matrix: Water

| Parameters | Results | Units | PQL | MDL | DF | Prepared | Analyzed | CAS No. | Qual |
|---|---|---|---|---|---|---|---|---|---|
| **8270 MSSV SemiVOA App. II** | Analytical Method: EPA 8270 Preparation Method: EPA 3510 | | | | | | | | |
| Di-n-butylphthalate | **0.27 I** | ug/L | 4.8 | 0.17 | 1 | 11/12/11 01:00 | 11/12/11 18:16 | 84-74-2 | |
| 4,6-Dinitro-2-methylphenol | **1.4U** | ug/L | 19.3 | 1.4 | 1 | 11/12/11 01:00 | 11/12/11 18:16 | 534-52-1 | |
| 1,3-Dinitrobenzene | **0.31U** | ug/L | 7.7 | 0.31 | 1 | 11/12/11 01:00 | 11/12/11 18:16 | 99-65-0 | |
| 2,4-Dinitrophenol | **1.1U** | ug/L | 19.3 | 1.1 | 1 | 11/12/11 01:00 | 11/12/11 18:16 | 51-28-5 | |
| 2,4-Dinitrotoluene | **0.14U** | ug/L | 1.9 | 0.14 | 1 | 11/12/11 01:00 | 11/12/11 18:16 | 121-14-2 | |
| 2,6-Dinitrotoluene | **0.21U** | ug/L | 1.9 | 0.21 | 1 | 11/12/11 01:00 | 11/12/11 18:16 | 606-20-2 | |
| Di-n-octylphthalate | **0.17U** | ug/L | 4.8 | 0.17 | 1 | 11/12/11 01:00 | 11/12/11 18:16 | 117-84-0 | |
| bis(2-Ethylhexyl)phthalate | **0.94U** | ug/L | 4.8 | 0.94 | 1 | 11/12/11 01:00 | 11/12/11 18:16 | 117-81-7 | |
| Ethyl methanesulfonate | **0.22U** | ug/L | 4.8 | 0.22 | 1 | 11/12/11 01:00 | 11/12/11 18:16 | 62-50-0 | |
| Fluoranthene | **1.7U** | ug/L | 4.8 | 1.7 | 1 | 11/12/11 01:00 | 11/12/11 18:16 | 206-44-0 | |
| Fluorene | **1.7U** | ug/L | 4.8 | 1.7 | 1 | 11/12/11 01:00 | 11/12/11 18:16 | 86-73-7 | |
| Hexachlorobenzene | **0.18U** | ug/L | 0.97 | 0.18 | 1 | 11/12/11 01:00 | 11/12/11 18:16 | 118-74-1 | |
| Hexachlorocyclopentadiene | **1.1U** | ug/L | 4.8 | 1.1 | 1 | 11/12/11 01:00 | 11/12/11 18:16 | 77-47-4 | |
| Hexachloroethane | **0.23U** | ug/L | 4.8 | 0.23 | 1 | 11/12/11 01:00 | 11/12/11 18:16 | 67-72-1 | |
| Hexachloropropene | **0.23U** | ug/L | 4.8 | 0.23 | 1 | 11/12/11 01:00 | 11/12/11 18:16 | 1888-71-7 | |
| Indeno(1,2,3-cd)pyrene | **1.8U** | ug/L | 1.9 | 1.8 | 1 | 11/12/11 01:00 | 11/12/11 18:16 | 193-39-5 | |
| Isodrin | **0.30U** | ug/L | 4.8 | 0.30 | 1 | 11/12/11 01:00 | 11/12/11 18:16 | 465-73-6 | |
| Isophorone | **0.14U** | ug/L | 4.8 | 0.14 | 1 | 11/12/11 01:00 | 11/12/11 18:16 | 78-59-1 | |
| Isosafrole | **0.15U** | ug/L | 4.8 | 0.15 | 1 | 11/12/11 01:00 | 11/12/11 18:16 | 120-58-1 | |
| Kepone | **4.8U** | ug/L | 19.3 | 4.8 | 1 | 11/12/11 01:00 | 11/12/11 18:16 | 143-50-0 | |
| Methapyrilene | **0.51U** | ug/L | 4.8 | 0.51 | 1 | 11/12/11 01:00 | 11/12/11 18:16 | 91-80-5 | |
| 3-Methylcholanthrene | **0.14U** | ug/L | 4.8 | 0.14 | 1 | 11/12/11 01:00 | 11/12/11 18:16 | 56-49-5 | |
| Methyl methanesulfonate | **0.17U** | ug/L | 4.8 | 0.17 | 1 | 11/12/11 01:00 | 11/12/11 18:16 | 66-27-3 | |
| 2-Methylnaphthalene | **0.14U** | ug/L | 4.8 | 0.14 | 1 | 11/12/11 01:00 | 11/12/11 18:16 | 91-57-6 | |
| 2-Methylphenol(o-Cresol) | **1.2U** | ug/L | 4.8 | 1.2 | 1 | 11/12/11 01:00 | 11/12/11 18:16 | 95-48-7 | |
| 3&4-Methylphenol(m&p Cresol) | **0.15U** | ug/L | 9.7 | 0.15 | 1 | 11/12/11 01:00 | 11/12/11 18:16 | | |
| 1-Naphthylamine | **0.28U** | ug/L | 4.8 | 0.28 | 1 | 11/12/11 01:00 | 11/12/11 18:16 | 134-32-7 | |
| 2-Naphthylamine | **0.28U** | ug/L | 4.8 | 0.28 | 1 | 11/12/11 01:00 | 11/12/11 18:16 | 91-59-8 | |
| Naphthalene | **0.19U** | ug/L | 4.8 | 0.19 | 1 | 11/12/11 01:00 | 11/12/11 18:16 | 91-20-3 | |
| 1,4-Naphthoquinone | **1.8U** | ug/L | 4.8 | 1.8 | 1 | 11/12/11 01:00 | 11/12/11 18:16 | 130-15-4 | |
| 2-Nitroaniline | **0.19U** | ug/L | 4.8 | 0.19 | 1 | 11/12/11 01:00 | 11/12/11 18:16 | 88-74-4 | |
| 3-Nitroaniline | **0.31U** | ug/L | 4.8 | 0.31 | 1 | 11/12/11 01:00 | 11/12/11 18:16 | 99-09-2 | |
| 4-Nitroaniline | **1.8U** | ug/L | 3.9 | 1.8 | 1 | 11/12/11 01:00 | 11/12/11 18:16 | 100-01-6 | |
| Nitrobenzene | **0.40U** | ug/L | 3.9 | 0.40 | 1 | 11/12/11 01:00 | 11/12/11 18:16 | 98-95-3 | |
| 2-Nitrophenol | **0.23U** | ug/L | 4.8 | 0.23 | 1 | 11/12/11 01:00 | 11/12/11 18:16 | 88-75-5 | |
| 4-Nitrophenol | **0.75U** | ug/L | 19.3 | 0.75 | 1 | 11/12/11 01:00 | 11/12/11 18:16 | 100-02-7 | |
| 5-Nitro-o-toluidine | **0.14U** | ug/L | 4.8 | 0.14 | 1 | 11/12/11 01:00 | 11/12/11 18:16 | 99-55-8 | |
| N-Nitrosodiethylamine | **0.21U** | ug/L | 3.9 | 0.21 | 1 | 11/12/11 01:00 | 11/12/11 18:16 | 55-18-5 | |
| N-Nitrosodimethylamine | **0.14U** | ug/L | 1.9 | 0.14 | 1 | 11/12/11 01:00 | 11/12/11 18:16 | 62-75-9 | |
| N-Nitroso-di-n-butylamine | **0.21U** | ug/L | 3.9 | 0.21 | 1 | 11/12/11 01:00 | 11/12/11 18:16 | 924-16-3 | |
| N-Nitroso-di-n-propylamine | **0.25U** | ug/L | 3.9 | 0.25 | 1 | 11/12/11 01:00 | 11/12/11 18:16 | 621-64-7 | |
| N-Nitrosodiphenylamine | **0.13U** | ug/L | 4.8 | 0.13 | 1 | 11/12/11 01:00 | 11/12/11 18:16 | 86-30-6 | |
| N-Nitrosomethylethylamine | **0.33U** | ug/L | 4.8 | 0.33 | 1 | 11/12/11 01:00 | 11/12/11 18:16 | 10595-95-6 | |
| N-Nitrosopiperidine | **0.24U** | ug/L | 4.8 | 0.24 | 1 | 11/12/11 01:00 | 11/12/11 18:16 | 100-75-4 | |
| N-Nitrosopyrrolidine | **0.21U** | ug/L | 4.8 | 0.21 | 1 | 11/12/11 01:00 | 11/12/11 18:16 | 930-55-2 | |
| O,O,O-Triethylphosphorothioate | **0.25U** | ug/L | 4.8 | 0.25 | 1 | 11/12/11 01:00 | 11/12/11 18:16 | 126-68-1 | |

**Pace Analytical Services, Inc.**
8 East Tower Circle
Ormond Beach, FL 32174
(386)672-5668

# ANALYTICAL RESULTS

Project: Tomoka Semi-annual LF
Pace Project No.: 3542893

**Sample: B43-1 DUP** **Lab ID: 3542893007** Collected: 11/10/11 14:14 Received: 11/10/11 16:30 Matrix: Water

| Parameters | Results | Units | PQL | MDL | DF | Prepared | Analyzed | CAS No. | Qual |
|---|---|---|---|---|---|---|---|---|---|
| **8270 MSSV SemiVOA App. II** | Analytical Method: EPA 8270 Preparation Method: EPA 3510 | | | | | | | | |
| Pentachlorobenzene | **0.19U** | ug/L | 4.8 | 0.19 | 1 | 11/12/11 01:00 | 11/12/11 18:16 | 608-93-5 | |
| Phenacetin | **0.19U** | ug/L | 4.8 | 0.19 | 1 | 11/12/11 01:00 | 11/12/11 18:16 | 62-44-2 | |
| Phenanthrene | **0.13U** | ug/L | 4.8 | 0.13 | 1 | 11/12/11 01:00 | 11/12/11 18:16 | 85-01-8 | |
| Phenol | **0.14U** | ug/L | 4.8 | 0.14 | 1 | 11/12/11 01:00 | 11/12/11 18:16 | 108-95-2 | |
| p-Phenylenediamine | **9.7U** | ug/L | 19.3 | 9.7 | 1 | 11/12/11 01:00 | 11/12/11 18:16 | 106-50-3 | |
| Pronamide | **0.19U** | ug/L | 4.8 | 0.19 | 1 | 11/12/11 01:00 | 11/12/11 18:16 | 23950-58-5 | |
| Pyrene | **1.7U** | ug/L | 4.8 | 1.7 | 1 | 11/12/11 01:00 | 11/12/11 18:16 | 129-00-0 | |
| Safrole | **0.22U** | ug/L | 4.8 | 0.22 | 1 | 11/12/11 01:00 | 11/12/11 18:16 | 94-59-7 | |
| 1,2,4,5-Tetrachlorobenzene | **1.4U** | ug/L | 4.8 | 1.4 | 1 | 11/12/11 01:00 | 11/12/11 18:16 | 95-94-3 | |
| 2,3,4,6-Tetrachlorophenol | **1.6U** | ug/L | 4.8 | 1.6 | 1 | 11/12/11 01:00 | 11/12/11 18:16 | 58-90-2 | |
| Thionazin | **0.26U** | ug/L | 4.8 | 0.26 | 1 | 11/12/11 01:00 | 11/12/11 18:16 | 297-97-2 | |
| O-Toluidine | **0.24U** | ug/L | 4.8 | 0.24 | 1 | 11/12/11 01:00 | 11/12/11 18:16 | 95-53-4 | |
| 2,4,5-Trichlorophenol | **0.16U** | ug/L | 3.9 | 0.16 | 1 | 11/12/11 01:00 | 11/12/11 18:16 | 95-95-4 | |
| 2,4,6-Trichlorophenol | **0.18U** | ug/L | 1.9 | 0.18 | 1 | 11/12/11 01:00 | 11/12/11 18:16 | 88-06-2 | |
| 1,3,5-Trinitrobenzene | **0.18U** | ug/L | 4.8 | 0.18 | 1 | 11/12/11 01:00 | 11/12/11 18:16 | 99-35-4 | |
| ***Surrogates*** | | | | | | | | | |
| Nitrobenzene-d5 (S) | 62 | % | 10-110 | | 1 | 11/12/11 01:00 | 11/12/11 18:16 | 4165-60-0 | |
| 2-Fluorobiphenyl (S) | 71 | % | 18-110 | | 1 | 11/12/11 01:00 | 11/12/11 18:16 | 321-60-8 | |
| Terphenyl-d14 (S) | 71 | % | 10-123 | | 1 | 11/12/11 01:00 | 11/12/11 18:16 | 1718-51-0 | |
| Phenol-d6 (S) | 12 | % | 10-110 | | 1 | 11/12/11 01:00 | 11/12/11 18:16 | 13127-88-3 | |
| 2-Fluorophenol (S) | 19 | % | 18-110 | | 1 | 11/12/11 01:00 | 11/12/11 18:16 | 367-12-4 | |
| 2,4,6-Tribromophenol (S) | 67 | % | 10-110 | | 1 | 11/12/11 01:00 | 11/12/11 18:16 | 118-79-6 | |
| **8260 MSV** | Analytical Method: EPA 8260 | | | | | | | | |
| Acetone | **5.0U** | ug/L | 10.0 | 5.0 | 1 | | 11/16/11 17:08 | 67-64-1 | |
| Acetonitrile | **5.0U** | ug/L | 10.0 | 5.0 | 1 | | 11/16/11 17:08 | 75-05-8 | |
| Acrolein | **10.0U** | ug/L | 20.0 | 10.0 | 1 | | 11/16/11 17:08 | 107-02-8 | |
| Acrylonitrile | **5.0U** | ug/L | 10.0 | 5.0 | 1 | | 11/16/11 17:08 | 107-13-1 | |
| Allyl chloride | **0.50U** | ug/L | 1.0 | 0.50 | 1 | | 11/16/11 17:08 | 107-05-1 | |
| Benzene | **1.4** | ug/L | 1.0 | 0.50 | 1 | | 11/16/11 17:08 | 71-43-2 | |
| Bromochloromethane | **0.50U** | ug/L | 1.0 | 0.50 | 1 | | 11/16/11 17:08 | 74-97-5 | |
| Bromodichloromethane | **0.27U** | ug/L | 0.60 | 0.27 | 1 | | 11/16/11 17:08 | 75-27-4 | |
| Bromoform | **0.50U** | ug/L | 1.0 | 0.50 | 1 | | 11/16/11 17:08 | 75-25-2 | |
| Bromomethane | **0.50U** | ug/L | 1.0 | 0.50 | 1 | | 11/16/11 17:08 | 74-83-9 | |
| 2-Butanone (MEK) | **5.0U** | ug/L | 10.0 | 5.0 | 1 | | 11/16/11 17:08 | 78-93-3 | |
| Carbon disulfide | **5.0U** | ug/L | 10.0 | 5.0 | 1 | | 11/16/11 17:08 | 75-15-0 | |
| Carbon tetrachloride | **0.50U** | ug/L | 1.0 | 0.50 | 1 | | 11/16/11 17:08 | 56-23-5 | |
| Chlorobenzene | **4.0** | ug/L | 1.0 | 0.50 | 1 | | 11/16/11 17:08 | 108-90-7 | |
| Chloroethane | **0.50U** | ug/L | 1.0 | 0.50 | 1 | | 11/16/11 17:08 | 75-00-3 | |
| Chloroform | **0.50U** | ug/L | 1.0 | 0.50 | 1 | | 11/16/11 17:08 | 67-66-3 | |
| Chloromethane | **0.62U** | ug/L | 1.0 | 0.62 | 1 | | 11/16/11 17:08 | 74-87-3 | |
| Chloroprene | **0.50U** | ug/L | 1.0 | 0.50 | 1 | | 11/16/11 17:08 | 126-99-8 | |
| Dibromochloromethane | **0.26U** | ug/L | 0.50 | 0.26 | 1 | | 11/16/11 17:08 | 124-48-1 | |
| Dibromomethane | **0.50U** | ug/L | 1.0 | 0.50 | 1 | | 11/16/11 17:08 | 74-95-3 | |
| trans-1,4-Dichloro-2-butene | **5.0U** | ug/L | 10.0 | 5.0 | 1 | | 11/16/11 17:08 | 110-57-6 | |
| Dichlorodifluoromethane | **0.50U** | ug/L | 1.0 | 0.50 | 1 | | 11/16/11 17:08 | 75-71-8 | |

**Pace Analytical Services, Inc.**
8 East Tower Circle
Ormond Beach, FL 32174
(386)672-5668

# ANALYTICAL RESULTS

Project: Tomoka Semi-annual LF
Pace Project No.: 3542893

**Sample: B43-1 DUP** **Lab ID: 3542893007** Collected: 11/10/11 14:14 Received: 11/10/11 16:30 Matrix: Water

| Parameters | Results | Units | PQL | MDL | DF | Prepared | Analyzed | CAS No. | Qual |
|---|---|---|---|---|---|---|---|---|---|
| **8260 MSV** | Analytical Method: EPA 8260 | | | | | | | | |
| 1,1-Dichloroethane | **0.50U** | ug/L | 1.0 | 0.50 | 1 | | 11/16/11 17:08 | 75-34-3 | |
| 1,2-Dichloroethane | **0.50U** | ug/L | 1.0 | 0.50 | 1 | | 11/16/11 17:08 | 107-06-2 | |
| 1,1-Dichloroethene | **0.50U** | ug/L | 1.0 | 0.50 | 1 | | 11/16/11 17:08 | 75-35-4 | |
| cis-1,2-Dichloroethene | **0.50U** | ug/L | 1.0 | 0.50 | 1 | | 11/16/11 17:08 | 156-59-2 | |
| trans-1,2-Dichloroethene | **0.50U** | ug/L | 1.0 | 0.50 | 1 | | 11/16/11 17:08 | 156-60-5 | |
| 1,2-Dichloropropane | **0.50U** | ug/L | 1.0 | 0.50 | 1 | | 11/16/11 17:08 | 78-87-5 | |
| 1,3-Dichloropropane | **0.50U** | ug/L | 1.0 | 0.50 | 1 | | 11/16/11 17:08 | 142-28-9 | |
| 2,2-Dichloropropane | **0.50U** | ug/L | 1.0 | 0.50 | 1 | | 11/16/11 17:08 | 594-20-7 | |
| 1,1-Dichloropropene | **0.50U** | ug/L | 1.0 | 0.50 | 1 | | 11/16/11 17:08 | 563-58-6 | |
| cis-1,3-Dichloropropene | **0.25U** | ug/L | 0.50 | 0.25 | 1 | | 11/16/11 17:08 | 10061-01-5 | |
| trans-1,3-Dichloropropene | **0.25U** | ug/L | 0.50 | 0.25 | 1 | | 11/16/11 17:08 | 10061-02-6 | |
| Ethylbenzene | **0.50U** | ug/L | 1.0 | 0.50 | 1 | | 11/16/11 17:08 | 100-41-4 | |
| Ethyl methacrylate | **0.50U** | ug/L | 1.0 | 0.50 | 1 | | 11/16/11 17:08 | 97-63-2 | |
| Hexachloro-1,3-butadiene | **0.50U** | ug/L | 1.0 | 0.50 | 1 | | 11/16/11 17:08 | 87-68-3 | |
| 2-Hexanone | **5.0U** | ug/L | 10.0 | 5.0 | 1 | | 11/16/11 17:08 | 591-78-6 | |
| Iodomethane | **0.50U** | ug/L | 1.0 | 0.50 | 1 | | 11/16/11 17:08 | 74-88-4 | |
| Isobutyl Alcohol | **10.0U** | ug/L | 20.0 | 10.0 | 1 | | 11/16/11 17:08 | 78-83-1 | |
| Methacrylonitrile | **5.0U** | ug/L | 10.0 | 5.0 | 1 | | 11/16/11 17:08 | 126-98-7 | |
| Methylene Chloride | **2.5U** | ug/L | 5.0 | 2.5 | 1 | | 11/16/11 17:08 | 75-09-2 | |
| Methyl methacrylate | **5.0U** | ug/L | 10.0 | 5.0 | 1 | | 11/16/11 17:08 | 80-62-6 | |
| 4-Methyl-2-pentanone (MIBK) | **5.0U** | ug/L | 10.0 | 5.0 | 1 | | 11/16/11 17:08 | 108-10-1 | |
| Propionitrile | **5.0U** | ug/L | 10.0 | 5.0 | 1 | | 11/16/11 17:08 | 107-12-0 | |
| Styrene | **0.50U** | ug/L | 1.0 | 0.50 | 1 | | 11/16/11 17:08 | 100-42-5 | |
| 1,1,1,2-Tetrachloroethane | **0.50U** | ug/L | 1.0 | 0.50 | 1 | | 11/16/11 17:08 | 630-20-6 | |
| 1,1,2,2-Tetrachloroethane | **0.12U** | ug/L | 0.50 | 0.12 | 1 | | 11/16/11 17:08 | 79-34-5 | |
| Tetrachloroethene | **0.50U** | ug/L | 1.0 | 0.50 | 1 | | 11/16/11 17:08 | 127-18-4 | |
| Toluene | **0.50U** | ug/L | 1.0 | 0.50 | 1 | | 11/16/11 17:08 | 108-88-3 | |
| 1,2,4-Trichlorobenzene | **0.50U** | ug/L | 1.0 | 0.50 | 1 | | 11/16/11 17:08 | 120-82-1 | |
| 1,1,1-Trichloroethane | **0.50U** | ug/L | 1.0 | 0.50 | 1 | | 11/16/11 17:08 | 71-55-6 | |
| 1,1,2-Trichloroethane | **0.50U** | ug/L | 1.0 | 0.50 | 1 | | 11/16/11 17:08 | 79-00-5 | |
| Trichloroethene | **0.50U** | ug/L | 1.0 | 0.50 | 1 | | 11/16/11 17:08 | 79-01-6 | |
| Trichlorofluoromethane | **0.50U** | ug/L | 1.0 | 0.50 | 1 | | 11/16/11 17:08 | 75-69-4 | |
| 1,2,3-Trichloropropane | **0.36U** | ug/L | 0.50 | 0.36 | 1 | | 11/16/11 17:08 | 96-18-4 | |
| Vinyl acetate | **1.0U** | ug/L | 2.0 | 1.0 | 1 | | 11/16/11 17:08 | 108-05-4 | |
| Vinyl chloride | **0.50U** | ug/L | 1.0 | 0.50 | 1 | | 11/16/11 17:08 | 75-01-4 | |
| Xylene (Total) | **0.54 I** | ug/L | 1.0 | 0.50 | 1 | | 11/16/11 17:08 | 1330-20-7 | |
| ***Surrogates*** | | | | | | | | | |
| 4-Bromofluorobenzene (S) | 100 | % | 70-114 | | 1 | | 11/16/11 17:08 | 460-00-4 | |
| Dibromofluoromethane (S) | 101 | % | 88-117 | | 1 | | 11/16/11 17:08 | 1868-53-7 | |
| 1,2-Dichloroethane-d4 (S) | 101 | % | 86-125 | | 1 | | 11/16/11 17:08 | 17060-07-0 | |
| Toluene-d8 (S) | 101 | % | 87-113 | | 1 | | 11/16/11 17:08 | 2037-26-5 | |
| **2540C Total Dissolved Solids** | Analytical Method: SM 2540C | | | | | | | | |
| Total Dissolved Solids | **1670** | mg/L | 20.0 | 20.0 | 1 | | 11/14/11 12:47 | | |

**Pace Analytical Services, Inc.**
8 East Tower Circle
Ormond Beach, FL 32174
(386)672-5668

# ANALYTICAL RESULTS

Project: Tomoka Semi-annual LF
Pace Project No.: 3542893

**Sample: B43-1 DUP** **Lab ID: 3542893007** Collected: 11/10/11 14:14 Received: 11/10/11 16:30 Matrix: Water

| Parameters | Results | Units | PQL | MDL | DF | Prepared | Analyzed | CAS No. | Qual |
|---|---|---|---|---|---|---|---|---|---|
| **9034 Sulfide Water** | Analytical Method: EPA 9034 | | | | | | | | |
| Sulfide | **1.0U** | mg/L | 1.0 | 1.0 | 1 | | 11/11/11 08:30 | 18496-25-8 | |
| **300.0 IC Anions** | Analytical Method: EPA 300.0 | | | | | | | | |
| Nitrate as N | **0.025U** | mg/L | 0.050 | 0.025 | 1 | | 11/11/11 17:30 | 14797-55-8 | |
| **300.0 IC Anions 28 Days** | Analytical Method: EPA 300.0 | | | | | | | | |
| Chloride | **63.6** | mg/L | 5.0 | 2.5 | 1 | | 11/11/11 17:30 | 16887-00-6 | |
| Sulfate | **10.5** | mg/L | 5.0 | 2.5 | 1 | | 11/11/11 17:30 | 14808-79-8 | |
| **350.1 Ammonia** | Analytical Method: EPA 350.1 | | | | | | | | |
| Nitrogen, Ammonia | **1.8** | mg/L | 0.050 | 0.020 | 1 | | 11/16/11 07:42 | 7664-41-7 | |
| **9012 Cyanide, Total** | Analytical Method: EPA 9012 Preparation Method: EPA 9012 | | | | | | | | |
| Cyanide | **0.0012 I** | mg/L | 0.010 | 0.0010 | 1 | 11/21/11 06:38 | 11/22/11 07:03 | 57-12-5 | V |

**Pace Analytical Services, Inc.**
8 East Tower Circle
Ormond Beach, FL 32174
(386)672-5668

# ANALYTICAL RESULTS

Project: Tomoka Semi-annual LF
Pace Project No.: 3542893

**Sample: B41-1** **Lab ID: 3542893008** Collected: 11/10/11 15:24 Received: 11/10/11 16:30 Matrix: Water

| Parameters | Results | Units | PQL | MDL | DF | Prepared | Analyzed | CAS No. | Qual |
|---|---|---|---|---|---|---|---|---|---|
| **Field Data** | Analytical Method: | | | | | | | | |
| Field pH | **6.29** | Std. Units | | | 1 | | 11/10/11 15:24 | | |
| Field Temperature | **22.94** | deg C | | | 1 | | 11/10/11 15:24 | | |
| Appearance | **Color: Orange, Sheen: None** | | | | 1 | | 11/10/11 15:24 | | |
| Field Specific Conductance | **2138** | umhos/cm | | | 1 | | 11/10/11 15:24 | | |
| Oxygen, Dissolved | **0.19** | mg/L | | | 1 | | 11/10/11 15:24 | 7782-44-7 | |
| REDOX | **-66.5** | mV | | | 1 | | 11/10/11 15:24 | | |
| Turbidity | **1.61** | NTU | | | 1 | | 11/10/11 15:24 | | |
| **8011 GCS EDB and DBCP** | Analytical Method: EPA 8011 Preparation Method: EPA 8011 | | | | | | | | |
| 1,2-Dibromo-3-chloropropane | **0.0049U** | ug/L | 0.020 | 0.0049 | 1 | 11/17/11 11:30 | 11/17/11 17:59 | 96-12-8 | |
| 1,2-Dibromoethane (EDB) | **0.0062U** | ug/L | 0.010 | 0.0062 | 1 | 11/17/11 11:30 | 11/17/11 17:59 | 106-93-4 | |
| **8081 GCS Pesticides** | Analytical Method: EPA 8081 Preparation Method: EPA 3510 | | | | | | | | |
| Aldrin | **0.00048U** | ug/L | 0.0096 | 0.00048 | 1 | 11/13/11 08:30 | 11/18/11 03:54 | 309-00-2 | |
| alpha-BHC | **0.00029U** | ug/L | 0.0096 | 0.00029 | 1 | 11/13/11 08:30 | 11/18/11 03:54 | 319-84-6 | |
| beta-BHC | **0.00048U** | ug/L | 0.0096 | 0.00048 | 1 | 11/13/11 08:30 | 11/18/11 03:54 | 319-85-7 | |
| delta-BHC | **0.00038U** | ug/L | 0.0096 | 0.00038 | 1 | 11/13/11 08:30 | 11/18/11 03:54 | 319-86-8 | |
| gamma-BHC (Lindane) | **0.00019U** | ug/L | 0.0096 | 0.00019 | 1 | 11/13/11 08:30 | 11/18/11 03:54 | 58-89-9 | |
| Chlordane (Technical) | **0.077U** | ug/L | 0.48 | 0.077 | 1 | 11/13/11 08:30 | 11/18/11 03:54 | 57-74-9 | |
| Chlorobenzilate | **0.020U** | ug/L | 0.096 | 0.020 | 1 | 11/13/11 08:30 | 11/18/11 03:54 | 510-15-6 | |
| 4,4'-DDD | **0.0018U** | ug/L | 0.0096 | 0.0018 | 1 | 11/13/11 08:30 | 11/18/11 03:54 | 72-54-8 | |
| 4,4'-DDE | **0.00086U** | ug/L | 0.0096 | 0.00086 | 1 | 11/13/11 08:30 | 11/18/11 03:54 | 72-55-9 | |
| 4,4'-DDT | **0.0035U** | ug/L | 0.0096 | 0.0035 | 1 | 11/13/11 08:30 | 11/18/11 03:54 | 50-29-3 | |
| Dieldrin | **0.00048U** | ug/L | 0.0096 | 0.00048 | 1 | 11/13/11 08:30 | 11/18/11 03:54 | 60-57-1 | |
| Endosulfan I | **0.00067U** | ug/L | 0.0096 | 0.00067 | 1 | 11/13/11 08:30 | 11/18/11 03:54 | 959-98-8 | |
| Endosulfan II | **0.00067U** | ug/L | 0.0096 | 0.00067 | 1 | 11/13/11 08:30 | 11/18/11 03:54 | 33213-65-9 | |
| Endosulfan sulfate | **0.00058U** | ug/L | 0.0096 | 0.00058 | 1 | 11/13/11 08:30 | 11/18/11 03:54 | 1031-07-8 | |
| Endrin | **0.0016U** | ug/L | 0.0096 | 0.0016 | 1 | 11/13/11 08:30 | 11/18/11 03:54 | 72-20-8 | |
| Endrin aldehyde | **0.0068U** | ug/L | 0.0096 | 0.0068 | 1 | 11/13/11 08:30 | 11/18/11 03:54 | 7421-93-4 | |
| Heptachlor | **0.0014U** | ug/L | 0.0096 | 0.0014 | 1 | 11/13/11 08:30 | 11/18/11 03:54 | 76-44-8 | |
| Heptachlor epoxide | **0.00038U** | ug/L | 0.0096 | 0.00038 | 1 | 11/13/11 08:30 | 11/18/11 03:54 | 1024-57-3 | |
| Methoxychlor | **0.0067U** | ug/L | 0.0096 | 0.0067 | 1 | 11/13/11 08:30 | 11/18/11 03:54 | 72-43-5 | |
| Pentachloronitrobenzene | **0.014U** | ug/L | 0.096 | 0.014 | 1 | 11/13/11 08:30 | 11/18/11 03:54 | 82-68-8 | |
| Toxaphene | **0.27U** | ug/L | 0.48 | 0.27 | 1 | 11/13/11 08:30 | 11/18/11 03:54 | 8001-35-2 | |
| ***Surrogates*** | | | | | | | | | |
| Tetrachloro-m-xylene (S) | 58 | % | 66.5-120.3 | | 1 | 11/13/11 08:30 | 11/18/11 03:54 | 877-09-8 | J(S1) |
| Decachlorobiphenyl (S) | 27 | % | 41.7-109.1 | | 1 | 11/13/11 08:30 | 11/18/11 03:54 | 2051-24-3 | J(S1) |
| **8082 GCS PCB** | Analytical Method: EPA 8082 Preparation Method: EPA 3510 | | | | | | | | |
| PCB-1016 (Aroclor 1016) | **0.077U** | ug/L | 0.48 | 0.077 | 1 | 11/13/11 08:30 | 11/16/11 11:05 | 12674-11-2 | |
| PCB-1221 (Aroclor 1221) | **0.078U** | ug/L | 0.48 | 0.078 | 1 | 11/13/11 08:30 | 11/16/11 11:05 | 11104-28-2 | |
| PCB-1232 (Aroclor 1232) | **0.11U** | ug/L | 0.48 | 0.11 | 1 | 11/13/11 08:30 | 11/16/11 11:05 | 11141-16-5 | |

**Pace Analytical Services, Inc.**
8 East Tower Circle
Ormond Beach, FL 32174
(386)672-5668

# ANALYTICAL RESULTS

Project: Tomoka Semi-annual LF
Pace Project No.: 3542893

**Sample: B41-1** **Lab ID: 3542893008** Collected: 11/10/11 15:24 Received: 11/10/11 16:30 Matrix: Water

| Parameters | Results | Units | PQL | MDL | DF | Prepared | Analyzed | CAS No. | Qual |
|---|---|---|---|---|---|---|---|---|---|
| **8082 GCS PCB** | Analytical Method: EPA 8082 Preparation Method: EPA 3510 | | | | | | | | |
| PCB-1242 (Aroclor 1242) | **0.12U** | ug/L | 0.48 | 0.12 | 1 | 11/13/11 08:30 | 11/16/11 11:05 | 53469-21-9 | |
| PCB-1248 (Aroclor 1248) | **0.26U** | ug/L | 0.48 | 0.26 | 1 | 11/13/11 08:30 | 11/16/11 11:05 | 12672-29-6 | |
| PCB-1254 (Aroclor 1254) | **0.14U** | ug/L | 0.48 | 0.14 | 1 | 11/13/11 08:30 | 11/16/11 11:05 | 11097-69-1 | |
| PCB-1260 (Aroclor 1260) | **0.11U** | ug/L | 0.48 | 0.11 | 1 | 11/13/11 08:30 | 11/16/11 11:05 | 11096-82-5 | |
| ***Surrogates*** | | | | | | | | | |
| Tetrachloro-m-xylene (S) | 60 | % | 48-111 | | 1 | 11/13/11 08:30 | 11/16/11 11:05 | 877-09-8 | |
| Decachlorobiphenyl (S) | 28 | % | 63-121 | | 1 | 11/13/11 08:30 | 11/16/11 11:05 | 2051-24-3 | J(S0) |
| **8141 GCS O/P Pesticides** | Analytical Method: EPA 8141 Preparation Method: EPA 3510 | | | | | | | | |
| Dimethoate | **0.23U** | ug/L | 0.48 | 0.23 | 1 | 11/11/11 17:15 | 11/13/11 10:59 | 60-51-5 | |
| Disulfoton | **0.24U** | ug/L | 0.48 | 0.24 | 1 | 11/11/11 17:15 | 11/13/11 10:59 | 298-04-4 | |
| Famphur | **0.28U** | ug/L | 0.48 | 0.28 | 1 | 11/11/11 17:15 | 11/13/11 10:59 | 52-85-7 | |
| Methyl parathion | **0.26U** | ug/L | 0.48 | 0.26 | 1 | 11/11/11 17:15 | 11/13/11 10:59 | 298-00-0 | |
| Parathion (Ethyl parathion) | **0.45U** | ug/L | 0.96 | 0.45 | 1 | 11/11/11 17:15 | 11/13/11 10:59 | 56-38-2 | |
| Phorate | **0.40U** | ug/L | 0.96 | 0.40 | 1 | 11/11/11 17:15 | 11/13/11 10:59 | 298-02-2 | |
| ***Surrogates*** | | | | | | | | | |
| 4-Chloro3nitrobenzotrifluoride | 63 | % | 34.2-122 | | 1 | 11/11/11 17:15 | 11/13/11 10:59 | | |
| **8151 Chlorinated Herbicides** | Analytical Method: EPA 8151 Preparation Method: EPA 8151 | | | | | | | | |
| 2,4-D | **0.21U** | ug/L | 0.89 | 0.21 | 1 | 11/14/11 16:45 | 11/15/11 21:57 | 94-75-7 | |
| Dinoseb | **0.054U** | ug/L | 0.18 | 0.054 | 1 | 11/14/11 16:45 | 11/15/11 21:57 | 88-85-7 | |
| Pentachlorophenol | **0.016U** | ug/L | 0.027 | 0.016 | 1 | 11/14/11 16:45 | 11/15/11 21:57 | 87-86-5 | |
| 2,4,5-T | **0.040U** | ug/L | 0.18 | 0.040 | 1 | 11/14/11 16:45 | 11/15/11 21:57 | 93-76-5 | |
| 2,4,5-TP (Silvex) | **0.047U** | ug/L | 0.18 | 0.047 | 1 | 11/14/11 16:45 | 11/15/11 21:57 | 93-72-1 | |
| ***Surrogates*** | | | | | | | | | |
| 2,4-DCAA (S) | 116 | % | 42-142 | | 1 | 11/14/11 16:45 | 11/15/11 21:57 | 19719-28-9 | |
| **6010 MET ICP** | Analytical Method: EPA 6010 Preparation Method: EPA 3010 | | | | | | | | |
| Arsenic | **5.0U** | ug/L | 10.0 | 5.0 | 1 | 11/11/11 11:32 | 11/15/11 19:31 | 7440-38-2 | |
| Barium | **288** | ug/L | 10.0 | 5.0 | 1 | 11/11/11 11:32 | 11/15/11 19:31 | 7440-39-3 | |
| Beryllium | **0.50U** | ug/L | 1.0 | 0.50 | 1 | 11/11/11 11:32 | 11/15/11 19:31 | 7440-41-7 | |
| Cadmium | **0.50U** | ug/L | 1.0 | 0.50 | 1 | 11/11/11 11:32 | 11/15/11 19:31 | 7440-43-9 | |
| Chromium | **5.4** | ug/L | 5.0 | 2.5 | 1 | 11/11/11 11:32 | 11/15/11 19:31 | 7440-47-3 | |
| Cobalt | **5.0U** | ug/L | 10.0 | 5.0 | 1 | 11/11/11 11:32 | 11/15/11 19:31 | 7440-48-4 | |
| Copper | **4.0 I** | ug/L | 5.0 | 2.5 | 1 | 11/11/11 11:32 | 11/15/11 19:31 | 7440-50-8 | |
| Iron | **22500** | ug/L | 40.0 | 20.0 | 1 | 11/11/11 11:32 | 11/15/11 19:31 | 7439-89-6 | |
| Lead | **5.0U** | ug/L | 10.0 | 5.0 | 1 | 11/11/11 11:32 | 11/15/11 19:31 | 7439-92-1 | |
| Nickel | **2.5U** | ug/L | 5.0 | 2.5 | 1 | 11/11/11 11:32 | 11/15/11 19:31 | 7440-02-0 | |
| Selenium | **7.5U** | ug/L | 15.0 | 7.5 | 1 | 11/11/11 11:32 | 11/15/11 19:31 | 7782-49-2 | |
| Silver | **2.5U** | ug/L | 5.0 | 2.5 | 1 | 11/11/11 11:32 | 11/15/11 19:31 | 7440-22-4 | |
| Sodium | **168** | mg/L | 1.0 | 0.50 | 1 | 11/11/11 11:32 | 11/15/11 19:31 | 7440-23-5 | |
| Tin | **25.0U** | ug/L | 50.0 | 25.0 | 1 | 11/11/11 11:32 | 11/15/11 19:31 | 7440-31-5 | |
| Vanadium | **10.7** | ug/L | 10.0 | 5.0 | 1 | 11/11/11 11:32 | 11/15/11 19:31 | 7440-62-2 | |
| Zinc | **10.0U** | ug/L | 20.0 | 10.0 | 1 | 11/11/11 11:32 | 11/15/11 19:31 | 7440-66-6 | |

**Pace Analytical Services, Inc.**
8 East Tower Circle
Ormond Beach, FL 32174
(386)672-5668

# ANALYTICAL RESULTS

Project: Tomoka Semi-annual LF
Pace Project No.: 3542893

**Sample: B41-1** **Lab ID: 3542893008** Collected: 11/10/11 15:24 Received: 11/10/11 16:30 Matrix: Water

| Parameters | Results | Units | PQL | MDL | DF | Prepared | Analyzed | CAS No. | Qual |
|---|---|---|---|---|---|---|---|---|---|
| **6020 MET ICPMS** | Analytical Method: EPA 6020 | | Preparation Method: EPA 3010 | | | | | | |
| Antimony | **0.50U** | ug/L | 1.0 | 0.50 | 1 | 11/11/11 11:32 | 11/16/11 09:07 | 7440-36-0 | |
| Thallium | **0.50U** | ug/L | 1.0 | 0.50 | 1 | 11/11/11 11:32 | 11/16/11 09:07 | 7440-28-0 | |
| **7470 Mercury** | Analytical Method: EPA 7470 | | Preparation Method: EPA 7470 | | | | | | |
| Mercury | **0.10U** | ug/L | 0.20 | 0.10 | 1 | 11/11/11 00:30 | 11/11/11 10:58 | 7439-97-6 | |
| **8270 MSSV SemiVOA App. II** | Analytical Method: EPA 8270 | | Preparation Method: EPA 3510 | | | | | | |
| Acenaphthene | **0.17U** | ug/L | 4.8 | 0.17 | 1 | 11/12/11 01:00 | 11/12/11 18:33 | 83-32-9 | |
| Acenaphthylene | **1.7U** | ug/L | 4.8 | 1.7 | 1 | 11/12/11 01:00 | 11/12/11 18:33 | 208-96-8 | |
| Acetophenone | **1.4U** | ug/L | 4.8 | 1.4 | 1 | 11/12/11 01:00 | 11/12/11 18:33 | 98-86-2 | |
| 2-Acetylaminofluorene | **0.24U** | ug/L | 4.8 | 0.24 | 1 | 11/12/11 01:00 | 11/12/11 18:33 | 53-96-3 | |
| 4-Aminobiphenyl | **0.18U** | ug/L | 4.8 | 0.18 | 1 | 11/12/11 01:00 | 11/12/11 18:33 | 92-67-1 | |
| Anthracene | **0.17U** | ug/L | 4.8 | 0.17 | 1 | 11/12/11 01:00 | 11/12/11 18:33 | 120-12-7 | |
| Benzo(a)anthracene | **1.7U** | ug/L | 4.8 | 1.7 | 1 | 11/12/11 01:00 | 11/12/11 18:33 | 56-55-3 | |
| Benzo(a)pyrene | **0.13U** | ug/L | 0.95 | 0.13 | 1 | 11/12/11 01:00 | 11/12/11 18:33 | 50-32-8 | |
| Benzo(b)fluoranthene | **1.8U** | ug/L | 1.9 | 1.8 | 1 | 11/12/11 01:00 | 11/12/11 18:33 | 205-99-2 | J(L2) |
| Benzo(g,h,i)perylene | **1.7U** | ug/L | 4.8 | 1.7 | 1 | 11/12/11 01:00 | 11/12/11 18:33 | 191-24-2 | |
| Benzo(k)fluoranthene | **0.10U** | ug/L | 3.8 | 0.10 | 1 | 11/12/11 01:00 | 11/12/11 18:33 | 207-08-9 | L3 |
| Benzyl alcohol | **0.30U** | ug/L | 4.8 | 0.30 | 1 | 11/12/11 01:00 | 11/12/11 18:33 | 100-51-6 | |
| 4-Bromophenylphenyl ether | **0.24U** | ug/L | 4.8 | 0.24 | 1 | 11/12/11 01:00 | 11/12/11 18:33 | 101-55-3 | |
| Butylbenzylphthalate | **1.9U** | ug/L | 4.8 | 1.9 | 1 | 11/12/11 01:00 | 11/12/11 18:33 | 85-68-7 | |
| 4-Chloro-3-methylphenol | **1.8 I** | ug/L | 19.0 | 0.29 | 1 | 11/12/11 01:00 | 11/12/11 18:33 | 59-50-7 | |
| 4-Chloroaniline | **0.19U** | ug/L | 4.8 | 0.19 | 1 | 11/12/11 01:00 | 11/12/11 18:33 | 106-47-8 | |
| bis(2-Chloroethoxy)methane | **0.13U** | ug/L | 4.8 | 0.13 | 1 | 11/12/11 01:00 | 11/12/11 18:33 | 111-91-1 | |
| bis(2-Chloroethyl) ether | **0.20U** | ug/L | 3.8 | 0.20 | 1 | 11/12/11 01:00 | 11/12/11 18:33 | 111-44-4 | |
| bis(2-Chloroisopropyl) ether | **0.25U** | ug/L | 4.8 | 0.25 | 1 | 11/12/11 01:00 | 11/12/11 18:33 | 108-60-1 | |
| 2-Chloronaphthalene | **0.20U** | ug/L | 4.8 | 0.20 | 1 | 11/12/11 01:00 | 11/12/11 18:33 | 91-58-7 | |
| 2-Chlorophenol | **0.13U** | ug/L | 4.8 | 0.13 | 1 | 11/12/11 01:00 | 11/12/11 18:33 | 95-57-8 | |
| 4-Chlorophenylphenyl ether | **1.8U** | ug/L | 4.8 | 1.8 | 1 | 11/12/11 01:00 | 11/12/11 18:33 | 7005-72-3 | |
| Chrysene | **0.17U** | ug/L | 4.8 | 0.17 | 1 | 11/12/11 01:00 | 11/12/11 18:33 | 218-01-9 | |
| Diallate | **0.20U** | ug/L | 4.8 | 0.20 | 1 | 11/12/11 01:00 | 11/12/11 18:33 | 2303-16-4 | |
| Dibenz(a,h)anthracene | **1.7U** | ug/L | 1.9 | 1.7 | 1 | 11/12/11 01:00 | 11/12/11 18:33 | 53-70-3 | |
| Dibenzofuran | **0.13U** | ug/L | 4.8 | 0.13 | 1 | 11/12/11 01:00 | 11/12/11 18:33 | 132-64-9 | |
| 1,2-Dichlorobenzene | **0.22U** | ug/L | 4.8 | 0.22 | 1 | 11/12/11 01:00 | 11/12/11 18:33 | 95-50-1 | |
| 1,3-Dichlorobenzene | **1.4U** | ug/L | 4.8 | 1.4 | 1 | 11/12/11 01:00 | 11/12/11 18:33 | 541-73-1 | |
| 1,4-Dichlorobenzene | **0.16U** | ug/L | 4.8 | 0.16 | 1 | 11/12/11 01:00 | 11/12/11 18:33 | 106-46-7 | |
| 3,3'-Dichlorobenzidine | **0.19U** | ug/L | 9.5 | 0.19 | 1 | 11/12/11 01:00 | 11/12/11 18:33 | 91-94-1 | |
| 2,4-Dichlorophenol | **0.18U** | ug/L | 1.9 | 0.18 | 1 | 11/12/11 01:00 | 11/12/11 18:33 | 120-83-2 | |
| 2,6-Dichlorophenol | **0.22U** | ug/L | 3.8 | 0.22 | 1 | 11/12/11 01:00 | 11/12/11 18:33 | 87-65-0 | |
| Diethylphthalate | **0.19U** | ug/L | 4.8 | 0.19 | 1 | 11/12/11 01:00 | 11/12/11 18:33 | 84-66-2 | |
| P-Dimethylaminoazobenzene | **0.29U** | ug/L | 4.8 | 0.29 | 1 | 11/12/11 01:00 | 11/12/11 18:33 | 60-11-7 | |
| 7,12-Dimethylbenz(a)anthracene | **0.12U** | ug/L | 4.8 | 0.12 | 1 | 11/12/11 01:00 | 11/12/11 18:33 | 57-97-6 | |
| 3,3'-Dimethylbenzidine | **0.59U** | ug/L | 9.5 | 0.59 | 1 | 11/12/11 01:00 | 11/12/11 18:33 | 119-93-7 | |
| 2,4-Dimethylphenol | **0.26U** | ug/L | 4.8 | 0.26 | 1 | 11/12/11 01:00 | 11/12/11 18:33 | 105-67-9 | |
| a,a-Dimethylphenylethylamine | **9.5U** | ug/L | 19.0 | 9.5 | 1 | 11/12/11 01:00 | 11/12/11 18:33 | 122-09-8 | |
| Dimethylphthalate | **0.16U** | ug/L | 4.8 | 0.16 | 1 | 11/12/11 01:00 | 11/12/11 18:33 | 131-11-3 | |

**Pace Analytical Services, Inc.**
8 East Tower Circle
Ormond Beach, FL 32174
(386)672-5668

# ANALYTICAL RESULTS

Project: Tomoka Semi-annual LF
Pace Project No.: 3542893

**Sample: B41-1** **Lab ID: 3542893008** Collected: 11/10/11 15:24 Received: 11/10/11 16:30 Matrix: Water

| Parameters | Results | Units | PQL | MDL | DF | Prepared | Analyzed | CAS No. | Qual |
|---|---|---|---|---|---|---|---|---|---|
| **8270 MSSV SemiVOA App. II** | Analytical Method: EPA 8270 Preparation Method: EPA 3510 | | | | | | | | |
| Di-n-butylphthalate | **0.53 I** | ug/L | 4.8 | 0.17 | 1 | 11/12/11 01:00 | 11/12/11 18:33 | 84-74-2 | |
| 4,6-Dinitro-2-methylphenol | **1.4U** | ug/L | 19.0 | 1.4 | 1 | 11/12/11 01:00 | 11/12/11 18:33 | 534-52-1 | |
| 1,3-Dinitrobenzene | **0.30U** | ug/L | 7.6 | 0.30 | 1 | 11/12/11 01:00 | 11/12/11 18:33 | 99-65-0 | |
| 2,4-Dinitrophenol | **1.1U** | ug/L | 19.0 | 1.1 | 1 | 11/12/11 01:00 | 11/12/11 18:33 | 51-28-5 | |
| 2,4-Dinitrotoluene | **0.13U** | ug/L | 1.9 | 0.13 | 1 | 11/12/11 01:00 | 11/12/11 18:33 | 121-14-2 | |
| 2,6-Dinitrotoluene | **0.21U** | ug/L | 1.9 | 0.21 | 1 | 11/12/11 01:00 | 11/12/11 18:33 | 606-20-2 | |
| Di-n-octylphthalate | **0.17U** | ug/L | 4.8 | 0.17 | 1 | 11/12/11 01:00 | 11/12/11 18:33 | 117-84-0 | |
| bis(2-Ethylhexyl)phthalate | **0.92U** | ug/L | 4.8 | 0.92 | 1 | 11/12/11 01:00 | 11/12/11 18:33 | 117-81-7 | |
| Ethyl methanesulfonate | **0.22U** | ug/L | 4.8 | 0.22 | 1 | 11/12/11 01:00 | 11/12/11 18:33 | 62-50-0 | |
| Fluoranthene | **1.7U** | ug/L | 4.8 | 1.7 | 1 | 11/12/11 01:00 | 11/12/11 18:33 | 206-44-0 | |
| Fluorene | **1.7U** | ug/L | 4.8 | 1.7 | 1 | 11/12/11 01:00 | 11/12/11 18:33 | 86-73-7 | |
| Hexachlorobenzene | **0.18U** | ug/L | 0.95 | 0.18 | 1 | 11/12/11 01:00 | 11/12/11 18:33 | 118-74-1 | |
| Hexachlorocyclopentadiene | **1.0U** | ug/L | 4.8 | 1.0 | 1 | 11/12/11 01:00 | 11/12/11 18:33 | 77-47-4 | |
| Hexachloroethane | **0.23U** | ug/L | 4.8 | 0.23 | 1 | 11/12/11 01:00 | 11/12/11 18:33 | 67-72-1 | |
| Hexachloropropene | **0.23U** | ug/L | 4.8 | 0.23 | 1 | 11/12/11 01:00 | 11/12/11 18:33 | 1888-71-7 | |
| Indeno(1,2,3-cd)pyrene | **1.8U** | ug/L | 1.9 | 1.8 | 1 | 11/12/11 01:00 | 11/12/11 18:33 | 193-39-5 | |
| Isodrin | **0.30U** | ug/L | 4.8 | 0.30 | 1 | 11/12/11 01:00 | 11/12/11 18:33 | 465-73-6 | |
| Isophorone | **0.13U** | ug/L | 4.8 | 0.13 | 1 | 11/12/11 01:00 | 11/12/11 18:33 | 78-59-1 | |
| Isosafrole | **0.14U** | ug/L | 4.8 | 0.14 | 1 | 11/12/11 01:00 | 11/12/11 18:33 | 120-58-1 | |
| Kepone | **4.8U** | ug/L | 19.0 | 4.8 | 1 | 11/12/11 01:00 | 11/12/11 18:33 | 143-50-0 | |
| Methapyrilene | **0.50U** | ug/L | 4.8 | 0.50 | 1 | 11/12/11 01:00 | 11/12/11 18:33 | 91-80-5 | |
| 3-Methylcholanthrene | **0.13U** | ug/L | 4.8 | 0.13 | 1 | 11/12/11 01:00 | 11/12/11 18:33 | 56-49-5 | |
| Methyl methanesulfonate | **0.17U** | ug/L | 4.8 | 0.17 | 1 | 11/12/11 01:00 | 11/12/11 18:33 | 66-27-3 | |
| 2-Methylnaphthalene | **0.13U** | ug/L | 4.8 | 0.13 | 1 | 11/12/11 01:00 | 11/12/11 18:33 | 91-57-6 | |
| 2-Methylphenol(o-Cresol) | **1.2U** | ug/L | 4.8 | 1.2 | 1 | 11/12/11 01:00 | 11/12/11 18:33 | 95-48-7 | |
| 3&4-Methylphenol(m&p Cresol) | **0.15U** | ug/L | 9.5 | 0.15 | 1 | 11/12/11 01:00 | 11/12/11 18:33 | | |
| 1-Naphthylamine | **0.28U** | ug/L | 4.8 | 0.28 | 1 | 11/12/11 01:00 | 11/12/11 18:33 | 134-32-7 | |
| 2-Naphthylamine | **0.28U** | ug/L | 4.8 | 0.28 | 1 | 11/12/11 01:00 | 11/12/11 18:33 | 91-59-8 | |
| Naphthalene | **0.19U** | ug/L | 4.8 | 0.19 | 1 | 11/12/11 01:00 | 11/12/11 18:33 | 91-20-3 | |
| 1,4-Naphthoquinone | **1.8U** | ug/L | 4.8 | 1.8 | 1 | 11/12/11 01:00 | 11/12/11 18:33 | 130-15-4 | |
| 2-Nitroaniline | **0.19U** | ug/L | 4.8 | 0.19 | 1 | 11/12/11 01:00 | 11/12/11 18:33 | 88-74-4 | |
| 3-Nitroaniline | **0.30U** | ug/L | 4.8 | 0.30 | 1 | 11/12/11 01:00 | 11/12/11 18:33 | 99-09-2 | |
| 4-Nitroaniline | **1.8U** | ug/L | 3.8 | 1.8 | 1 | 11/12/11 01:00 | 11/12/11 18:33 | 100-01-6 | |
| Nitrobenzene | **0.39U** | ug/L | 3.8 | 0.39 | 1 | 11/12/11 01:00 | 11/12/11 18:33 | 98-95-3 | |
| 2-Nitrophenol | **0.23U** | ug/L | 4.8 | 0.23 | 1 | 11/12/11 01:00 | 11/12/11 18:33 | 88-75-5 | |
| 4-Nitrophenol | **0.74U** | ug/L | 19.0 | 0.74 | 1 | 11/12/11 01:00 | 11/12/11 18:33 | 100-02-7 | |
| 5-Nitro-o-toluidine | **0.13U** | ug/L | 4.8 | 0.13 | 1 | 11/12/11 01:00 | 11/12/11 18:33 | 99-55-8 | |
| N-Nitrosodiethylamine | **0.21U** | ug/L | 3.8 | 0.21 | 1 | 11/12/11 01:00 | 11/12/11 18:33 | 55-18-5 | |
| N-Nitrosodimethylamine | **0.13U** | ug/L | 1.9 | 0.13 | 1 | 11/12/11 01:00 | 11/12/11 18:33 | 62-75-9 | |
| N-Nitroso-di-n-butylamine | **0.21U** | ug/L | 3.8 | 0.21 | 1 | 11/12/11 01:00 | 11/12/11 18:33 | 924-16-3 | |
| N-Nitroso-di-n-propylamine | **0.25U** | ug/L | 3.8 | 0.25 | 1 | 11/12/11 01:00 | 11/12/11 18:33 | 621-64-7 | |
| N-Nitrosodiphenylamine | **0.12U** | ug/L | 4.8 | 0.12 | 1 | 11/12/11 01:00 | 11/12/11 18:33 | 86-30-6 | |
| N-Nitrosomethylethylamine | **0.32U** | ug/L | 4.8 | 0.32 | 1 | 11/12/11 01:00 | 11/12/11 18:33 | 10595-95-6 | |
| N-Nitrosopiperidine | **0.24U** | ug/L | 4.8 | 0.24 | 1 | 11/12/11 01:00 | 11/12/11 18:33 | 100-75-4 | |
| N-Nitrosopyrrolidine | **0.21U** | ug/L | 4.8 | 0.21 | 1 | 11/12/11 01:00 | 11/12/11 18:33 | 930-55-2 | |
| O,O,O-Triethylphosphorothioate | **0.25U** | ug/L | 4.8 | 0.25 | 1 | 11/12/11 01:00 | 11/12/11 18:33 | 126-68-1 | |

Pace Analytical Services, Inc.
8 East Tower Circle
Ormond Beach, FL 32174
(386)672-5668

# ANALYTICAL RESULTS

Project: Tomoka Semi-annual LF
Pace Project No.: 3542893

**Sample: B41-1** **Lab ID: 3542893008** Collected: 11/10/11 15:24 Received: 11/10/11 16:30 Matrix: Water

| Parameters | Results | Units | PQL | MDL | DF | Prepared | Analyzed | CAS No. | Qual |
|---|---|---|---|---|---|---|---|---|---|
| **8270 MSSV SemiVOA App. II** | Analytical Method: EPA 8270 Preparation Method: EPA 3510 | | | | | | | | |
| Pentachlorobenzene | **0.19U** | ug/L | 4.8 | 0.19 | 1 | 11/12/11 01:00 | 11/12/11 18:33 | 608-93-5 | |
| Phenacetin | **0.19U** | ug/L | 4.8 | 0.19 | 1 | 11/12/11 01:00 | 11/12/11 18:33 | 62-44-2 | |
| Phenanthrene | **0.12U** | ug/L | 4.8 | 0.12 | 1 | 11/12/11 01:00 | 11/12/11 18:33 | 85-01-8 | |
| Phenol | **0.13U** | ug/L | 4.8 | 0.13 | 1 | 11/12/11 01:00 | 11/12/11 18:33 | 108-95-2 | |
| p-Phenylenediamine | **9.5U** | ug/L | 19.0 | 9.5 | 1 | 11/12/11 01:00 | 11/12/11 18:33 | 106-50-3 | |
| Pronamide | **0.19U** | ug/L | 4.8 | 0.19 | 1 | 11/12/11 01:00 | 11/12/11 18:33 | 23950-58-5 | |
| Pyrene | **1.6U** | ug/L | 4.8 | 1.6 | 1 | 11/12/11 01:00 | 11/12/11 18:33 | 129-00-0 | |
| Safrole | **0.22U** | ug/L | 4.8 | 0.22 | 1 | 11/12/11 01:00 | 11/12/11 18:33 | 94-59-7 | |
| 1,2,4,5-Tetrachlorobenzene | **1.4U** | ug/L | 4.8 | 1.4 | 1 | 11/12/11 01:00 | 11/12/11 18:33 | 95-94-3 | |
| 2,3,4,6-Tetrachlorophenol | **1.6U** | ug/L | 4.8 | 1.6 | 1 | 11/12/11 01:00 | 11/12/11 18:33 | 58-90-2 | |
| Thionazin | **0.26U** | ug/L | 4.8 | 0.26 | 1 | 11/12/11 01:00 | 11/12/11 18:33 | 297-97-2 | |
| O-Toluidine | **0.24U** | ug/L | 4.8 | 0.24 | 1 | 11/12/11 01:00 | 11/12/11 18:33 | 95-53-4 | |
| 2,4,5-Trichlorophenol | **0.16U** | ug/L | 3.8 | 0.16 | 1 | 11/12/11 01:00 | 11/12/11 18:33 | 95-95-4 | |
| 2,4,6-Trichlorophenol | **0.18U** | ug/L | 1.9 | 0.18 | 1 | 11/12/11 01:00 | 11/12/11 18:33 | 88-06-2 | |
| 1,3,5-Trinitrobenzene | **0.18U** | ug/L | 4.8 | 0.18 | 1 | 11/12/11 01:00 | 11/12/11 18:33 | 99-35-4 | |
| ***Surrogates*** | | | | | | | | | |
| Nitrobenzene-d5 (S) | 55 | % | 10-110 | | 1 | 11/12/11 01:00 | 11/12/11 18:33 | 4165-60-0 | |
| 2-Fluorobiphenyl (S) | 57 | % | 18-110 | | 1 | 11/12/11 01:00 | 11/12/11 18:33 | 321-60-8 | |
| Terphenyl-d14 (S) | 64 | % | 10-123 | | 1 | 11/12/11 01:00 | 11/12/11 18:33 | 1718-51-0 | |
| Phenol-d6 (S) | 13 | % | 10-110 | | 1 | 11/12/11 01:00 | 11/12/11 18:33 | 13127-88-3 | |
| 2-Fluorophenol (S) | 20 | % | 18-110 | | 1 | 11/12/11 01:00 | 11/12/11 18:33 | 367-12-4 | |
| 2,4,6-Tribromophenol (S) | 62 | % | 10-110 | | 1 | 11/12/11 01:00 | 11/12/11 18:33 | 118-79-6 | |
| **8260 MSV** | Analytical Method: EPA 8260 | | | | | | | | |
| Acetone | **5.0U** | ug/L | 10.0 | 5.0 | 1 | | 11/17/11 06:29 | 67-64-1 | |
| Acetonitrile | **5.0U** | ug/L | 10.0 | 5.0 | 1 | | 11/17/11 06:29 | 75-05-8 | |
| Acrolein | **10.0U** | ug/L | 20.0 | 10.0 | 1 | | 11/17/11 06:29 | 107-02-8 | L3 |
| Acrylonitrile | **5.0U** | ug/L | 10.0 | 5.0 | 1 | | 11/17/11 06:29 | 107-13-1 | |
| Allyl chloride | **0.50U** | ug/L | 1.0 | 0.50 | 1 | | 11/17/11 06:29 | 107-05-1 | |
| Benzene | **2.1** | ug/L | 1.0 | 0.50 | 1 | | 11/17/11 06:29 | 71-43-2 | |
| Bromochloromethane | **0.50U** | ug/L | 1.0 | 0.50 | 1 | | 11/17/11 06:29 | 74-97-5 | |
| Bromodichloromethane | **0.27U** | ug/L | 0.60 | 0.27 | 1 | | 11/17/11 06:29 | 75-27-4 | |
| Bromoform | **0.50U** | ug/L | 1.0 | 0.50 | 1 | | 11/17/11 06:29 | 75-25-2 | |
| Bromomethane | **0.50U** | ug/L | 1.0 | 0.50 | 1 | | 11/17/11 06:29 | 74-83-9 | |
| 2-Butanone (MEK) | **5.0U** | ug/L | 10.0 | 5.0 | 1 | | 11/17/11 06:29 | 78-93-3 | |
| Carbon disulfide | **5.0U** | ug/L | 10.0 | 5.0 | 1 | | 11/17/11 06:29 | 75-15-0 | |
| Carbon tetrachloride | **0.50U** | ug/L | 1.0 | 0.50 | 1 | | 11/17/11 06:29 | 56-23-5 | |
| Chlorobenzene | **4.5** | ug/L | 1.0 | 0.50 | 1 | | 11/17/11 06:29 | 108-90-7 | |
| Chloroethane | **0.50U** | ug/L | 1.0 | 0.50 | 1 | | 11/17/11 06:29 | 75-00-3 | |
| Chloroform | **0.50U** | ug/L | 1.0 | 0.50 | 1 | | 11/17/11 06:29 | 67-66-3 | |
| Chloromethane | **0.62U** | ug/L | 1.0 | 0.62 | 1 | | 11/17/11 06:29 | 74-87-3 | L3 |
| Chloroprene | **0.50U** | ug/L | 1.0 | 0.50 | 1 | | 11/17/11 06:29 | 126-99-8 | |
| Dibromochloromethane | **0.26U** | ug/L | 0.50 | 0.26 | 1 | | 11/17/11 06:29 | 124-48-1 | |
| Dibromomethane | **0.50U** | ug/L | 1.0 | 0.50 | 1 | | 11/17/11 06:29 | 74-95-3 | |
| trans-1,4-Dichloro-2-butene | **5.0U** | ug/L | 10.0 | 5.0 | 1 | | 11/17/11 06:29 | 110-57-6 | |
| Dichlorodifluoromethane | **0.50U** | ug/L | 1.0 | 0.50 | 1 | | 11/17/11 06:29 | 75-71-8 | |

**Pace Analytical Services, Inc.**
8 East Tower Circle
Ormond Beach, FL 32174
(386)672-5668

# ANALYTICAL RESULTS

Project: Tomoka Semi-annual LF
Pace Project No.: 3542893

**Sample: B41-1** **Lab ID: 3542893008** Collected: 11/10/11 15:24 Received: 11/10/11 16:30 Matrix: Water

| Parameters | Results | Units | PQL | MDL | DF | Prepared | Analyzed | CAS No. | Qual |
|---|---|---|---|---|---|---|---|---|---|
| **8260 MSV** | Analytical Method: EPA 8260 | | | | | | | | |
| 1,1-Dichloroethane | **0.50U** | ug/L | 1.0 | 0.50 | 1 | | 11/17/11 06:29 | 75-34-3 | |
| 1,2-Dichloroethane | **0.50U** | ug/L | 1.0 | 0.50 | 1 | | 11/17/11 06:29 | 107-06-2 | |
| 1,1-Dichloroethene | **0.50U** | ug/L | 1.0 | 0.50 | 1 | | 11/17/11 06:29 | 75-35-4 | |
| cis-1,2-Dichloroethene | **0.50U** | ug/L | 1.0 | 0.50 | 1 | | 11/17/11 06:29 | 156-59-2 | |
| trans-1,2-Dichloroethene | **0.50U** | ug/L | 1.0 | 0.50 | 1 | | 11/17/11 06:29 | 156-60-5 | |
| 1,2-Dichloropropane | **0.50U** | ug/L | 1.0 | 0.50 | 1 | | 11/17/11 06:29 | 78-87-5 | |
| 1,3-Dichloropropane | **0.50U** | ug/L | 1.0 | 0.50 | 1 | | 11/17/11 06:29 | 142-28-9 | |
| 2,2-Dichloropropane | **0.50U** | ug/L | 1.0 | 0.50 | 1 | | 11/17/11 06:29 | 594-20-7 | |
| 1,1-Dichloropropene | **0.50U** | ug/L | 1.0 | 0.50 | 1 | | 11/17/11 06:29 | 563-58-6 | |
| cis-1,3-Dichloropropene | **0.25U** | ug/L | 0.50 | 0.25 | 1 | | 11/17/11 06:29 | 10061-01-5 | |
| trans-1,3-Dichloropropene | **0.25U** | ug/L | 0.50 | 0.25 | 1 | | 11/17/11 06:29 | 10061-02-6 | |
| Ethylbenzene | **0.50U** | ug/L | 1.0 | 0.50 | 1 | | 11/17/11 06:29 | 100-41-4 | |
| Ethyl methacrylate | **0.50U** | ug/L | 1.0 | 0.50 | 1 | | 11/17/11 06:29 | 97-63-2 | |
| Hexachloro-1,3-butadiene | **0.50U** | ug/L | 1.0 | 0.50 | 1 | | 11/17/11 06:29 | 87-68-3 | |
| 2-Hexanone | **5.0U** | ug/L | 10.0 | 5.0 | 1 | | 11/17/11 06:29 | 591-78-6 | |
| Iodomethane | **0.50U** | ug/L | 1.0 | 0.50 | 1 | | 11/17/11 06:29 | 74-88-4 | |
| Isobutyl Alcohol | **10.0U** | ug/L | 20.0 | 10.0 | 1 | | 11/17/11 06:29 | 78-83-1 | L3 |
| Methacrylonitrile | **5.0U** | ug/L | 10.0 | 5.0 | 1 | | 11/17/11 06:29 | 126-98-7 | |
| Methylene Chloride | **2.5U** | ug/L | 5.0 | 2.5 | 1 | | 11/17/11 06:29 | 75-09-2 | |
| Methyl methacrylate | **5.0U** | ug/L | 10.0 | 5.0 | 1 | | 11/17/11 06:29 | 80-62-6 | |
| 4-Methyl-2-pentanone (MIBK) | **5.0U** | ug/L | 10.0 | 5.0 | 1 | | 11/17/11 06:29 | 108-10-1 | |
| Propionitrile | **5.0U** | ug/L | 10.0 | 5.0 | 1 | | 11/17/11 06:29 | 107-12-0 | |
| Styrene | **0.50U** | ug/L | 1.0 | 0.50 | 1 | | 11/17/11 06:29 | 100-42-5 | |
| 1,1,1,2-Tetrachloroethane | **0.50U** | ug/L | 1.0 | 0.50 | 1 | | 11/17/11 06:29 | 630-20-6 | |
| 1,1,2,2-Tetrachloroethane | **0.12U** | ug/L | 0.50 | 0.12 | 1 | | 11/17/11 06:29 | 79-34-5 | |
| Tetrachloroethene | **0.50U** | ug/L | 1.0 | 0.50 | 1 | | 11/17/11 06:29 | 127-18-4 | |
| Toluene | **0.50U** | ug/L | 1.0 | 0.50 | 1 | | 11/17/11 06:29 | 108-88-3 | |
| 1,2,4-Trichlorobenzene | **0.50U** | ug/L | 1.0 | 0.50 | 1 | | 11/17/11 06:29 | 120-82-1 | |
| 1,1,1-Trichloroethane | **0.50U** | ug/L | 1.0 | 0.50 | 1 | | 11/17/11 06:29 | 71-55-6 | |
| 1,1,2-Trichloroethane | **0.50U** | ug/L | 1.0 | 0.50 | 1 | | 11/17/11 06:29 | 79-00-5 | |
| Trichloroethene | **0.50U** | ug/L | 1.0 | 0.50 | 1 | | 11/17/11 06:29 | 79-01-6 | |
| Trichlorofluoromethane | **0.50U** | ug/L | 1.0 | 0.50 | 1 | | 11/17/11 06:29 | 75-69-4 | |
| 1,2,3-Trichloropropane | **0.36U** | ug/L | 0.50 | 0.36 | 1 | | 11/17/11 06:29 | 96-18-4 | |
| Vinyl acetate | **1.0U** | ug/L | 2.0 | 1.0 | 1 | | 11/17/11 06:29 | 108-05-4 | |
| Vinyl chloride | **0.50U** | ug/L | 1.0 | 0.50 | 1 | | 11/17/11 06:29 | 75-01-4 | |
| Xylene (Total) | **0.50U** | ug/L | 1.0 | 0.50 | 1 | | 11/17/11 06:29 | 1330-20-7 | |
| ***Surrogates*** | | | | | | | | | |
| 4-Bromofluorobenzene (S) | 96 | % | 70-114 | | 1 | | 11/17/11 06:29 | 460-00-4 | |
| Dibromofluoromethane (S) | 107 | % | 88-117 | | 1 | | 11/17/11 06:29 | 1868-53-7 | |
| 1,2-Dichloroethane-d4 (S) | 104 | % | 86-125 | | 1 | | 11/17/11 06:29 | 17060-07-0 | |
| Toluene-d8 (S) | 100 | % | 87-113 | | 1 | | 11/17/11 06:29 | 2037-26-5 | |
| **2540C Total Dissolved Solids** | Analytical Method: SM 2540C | | | | | | | | |
| Total Dissolved Solids | **2560** | mg/L | 20.0 | 20.0 | 1 | | 11/14/11 12:48 | | |

**Pace Analytical Services, Inc.**
8 East Tower Circle
Ormond Beach, FL 32174
(386)672-5668

# ANALYTICAL RESULTS

Project: Tomoka Semi-annual LF
Pace Project No.: 3542893

**Sample: B41-1** **Lab ID: 3542893008** Collected: 11/10/11 15:24 Received: 11/10/11 16:30 Matrix: Water

| Parameters | Results | Units | PQL | MDL | DF | Prepared | Analyzed | CAS No. | Qual |
|---|---|---|---|---|---|---|---|---|---|
| **9034 Sulfide Water** | Analytical Method: EPA 9034 | | | | | | | | |
| Sulfide | **4.2** | mg/L | 1.0 | 1.0 | 1 | | 11/11/11 08:30 | 18496-25-8 | |
| **300.0 IC Anions** | Analytical Method: EPA 300.0 | | | | | | | | |
| Nitrate as N | **0.050U** | mg/L | 0.10 | 0.050 | 2 | | 11/11/11 17:42 | 14797-55-8 | |
| **300.0 IC Anions 28 Days** | Analytical Method: EPA 300.0 | | | | | | | | |
| Chloride | **195** | mg/L | 10.0 | 5.0 | 2 | | 11/11/11 17:42 | 16887-00-6 | |
| Sulfate | **10.8** | mg/L | 10.0 | 5.0 | 2 | | 11/11/11 17:42 | 14808-79-8 | |
| **350.1 Ammonia** | Analytical Method: EPA 350.1 | | | | | | | | |
| Nitrogen, Ammonia | **82.7** | mg/L | 0.50 | 0.20 | 10 | | 11/16/11 08:33 | 7664-41-7 | |
| **9012 Cyanide, Total** | Analytical Method: EPA 9012 Preparation Method: EPA 9012 | | | | | | | | |
| Cyanide | **0.0031 I** | mg/L | 0.010 | 0.0010 | 1 | 11/21/11 06:38 | 11/22/11 07:04 | 57-12-5 | V |

**Pace Analytical Services, Inc.**
8 East Tower Circle
Ormond Beach, FL 32174
(386)672-5668

# ANALYTICAL RESULTS

Project: Tomoka Semi-annual LF
Pace Project No.: 3542893

**Sample: Trip Blank (11/10/11)** **Lab ID: 3542893009** Collected: 11/10/11 08:00 Received: 11/10/11 16:30 Matrix: Water

| Parameters | Results | Units | PQL | MDL | DF | Prepared | Analyzed | CAS No. | Qual |
|---|---|---|---|---|---|---|---|---|---|
| **8260 MSV** | Analytical Method: EPA 8260 | | | | | | | | |
| Acetone | **5.0U** | ug/L | 10.0 | 5.0 | 1 | | 11/17/11 01:10 | 67-64-1 | |
| Acetonitrile | **5.0U** | ug/L | 10.0 | 5.0 | 1 | | 11/17/11 01:10 | 75-05-8 | |
| Acrolein | **10.0U** | ug/L | 20.0 | 10.0 | 1 | | 11/17/11 01:10 | 107-02-8 | L3 |
| Acrylonitrile | **5.0U** | ug/L | 10.0 | 5.0 | 1 | | 11/17/11 01:10 | 107-13-1 | |
| Allyl chloride | **0.50U** | ug/L | 1.0 | 0.50 | 1 | | 11/17/11 01:10 | 107-05-1 | |
| Benzene | **0.50U** | ug/L | 1.0 | 0.50 | 1 | | 11/17/11 01:10 | 71-43-2 | |
| Bromochloromethane | **0.50U** | ug/L | 1.0 | 0.50 | 1 | | 11/17/11 01:10 | 74-97-5 | |
| Bromodichloromethane | **0.27U** | ug/L | 0.60 | 0.27 | 1 | | 11/17/11 01:10 | 75-27-4 | |
| Bromoform | **0.50U** | ug/L | 1.0 | 0.50 | 1 | | 11/17/11 01:10 | 75-25-2 | |
| Bromomethane | **0.50U** | ug/L | 1.0 | 0.50 | 1 | | 11/17/11 01:10 | 74-83-9 | |
| 2-Butanone (MEK) | **5.0U** | ug/L | 10.0 | 5.0 | 1 | | 11/17/11 01:10 | 78-93-3 | |
| Carbon disulfide | **5.0U** | ug/L | 10.0 | 5.0 | 1 | | 11/17/11 01:10 | 75-15-0 | |
| Carbon tetrachloride | **0.50U** | ug/L | 1.0 | 0.50 | 1 | | 11/17/11 01:10 | 56-23-5 | |
| Chlorobenzene | **0.50U** | ug/L | 1.0 | 0.50 | 1 | | 11/17/11 01:10 | 108-90-7 | |
| Chloroethane | **0.50U** | ug/L | 1.0 | 0.50 | 1 | | 11/17/11 01:10 | 75-00-3 | |
| Chloroform | **0.50U** | ug/L | 1.0 | 0.50 | 1 | | 11/17/11 01:10 | 67-66-3 | |
| Chloromethane | **0.62U** | ug/L | 1.0 | 0.62 | 1 | | 11/17/11 01:10 | 74-87-3 | L3 |
| Chloroprene | **0.50U** | ug/L | 1.0 | 0.50 | 1 | | 11/17/11 01:10 | 126-99-8 | |
| 1,2-Dibromo-3-chloropropane | **1.0U** | ug/L | 2.0 | 1.0 | 1 | | 11/17/11 01:10 | 96-12-8 | |
| Dibromochloromethane | **0.26U** | ug/L | 0.50 | 0.26 | 1 | | 11/17/11 01:10 | 124-48-1 | |
| 1,2-Dibromoethane (EDB) | **0.50U** | ug/L | 1.0 | 0.50 | 1 | | 11/17/11 01:10 | 106-93-4 | |
| Dibromomethane | **0.50U** | ug/L | 1.0 | 0.50 | 1 | | 11/17/11 01:10 | 74-95-3 | |
| trans-1,4-Dichloro-2-butene | **5.0U** | ug/L | 10.0 | 5.0 | 1 | | 11/17/11 01:10 | 110-57-6 | |
| Dichlorodifluoromethane | **0.50U** | ug/L | 1.0 | 0.50 | 1 | | 11/17/11 01:10 | 75-71-8 | |
| 1,1-Dichloroethane | **0.50U** | ug/L | 1.0 | 0.50 | 1 | | 11/17/11 01:10 | 75-34-3 | |
| 1,2-Dichloroethane | **0.50U** | ug/L | 1.0 | 0.50 | 1 | | 11/17/11 01:10 | 107-06-2 | |
| 1,1-Dichloroethene | **0.50U** | ug/L | 1.0 | 0.50 | 1 | | 11/17/11 01:10 | 75-35-4 | |
| cis-1,2-Dichloroethene | **0.50U** | ug/L | 1.0 | 0.50 | 1 | | 11/17/11 01:10 | 156-59-2 | |
| trans-1,2-Dichloroethene | **0.50U** | ug/L | 1.0 | 0.50 | 1 | | 11/17/11 01:10 | 156-60-5 | |
| 1,2-Dichloropropane | **0.50U** | ug/L | 1.0 | 0.50 | 1 | | 11/17/11 01:10 | 78-87-5 | |
| 1,3-Dichloropropane | **0.50U** | ug/L | 1.0 | 0.50 | 1 | | 11/17/11 01:10 | 142-28-9 | |
| 2,2-Dichloropropane | **0.50U** | ug/L | 1.0 | 0.50 | 1 | | 11/17/11 01:10 | 594-20-7 | |
| 1,1-Dichloropropene | **0.50U** | ug/L | 1.0 | 0.50 | 1 | | 11/17/11 01:10 | 563-58-6 | |
| cis-1,3-Dichloropropene | **0.25U** | ug/L | 0.50 | 0.25 | 1 | | 11/17/11 01:10 | 10061-01-5 | |
| trans-1,3-Dichloropropene | **0.25U** | ug/L | 0.50 | 0.25 | 1 | | 11/17/11 01:10 | 10061-02-6 | |
| Ethylbenzene | **0.50U** | ug/L | 1.0 | 0.50 | 1 | | 11/17/11 01:10 | 100-41-4 | |
| Ethyl methacrylate | **0.50U** | ug/L | 1.0 | 0.50 | 1 | | 11/17/11 01:10 | 97-63-2 | |
| Hexachloro-1,3-butadiene | **0.50U** | ug/L | 1.0 | 0.50 | 1 | | 11/17/11 01:10 | 87-68-3 | |
| 2-Hexanone | **5.0U** | ug/L | 10.0 | 5.0 | 1 | | 11/17/11 01:10 | 591-78-6 | |
| Iodomethane | **0.50U** | ug/L | 1.0 | 0.50 | 1 | | 11/17/11 01:10 | 74-88-4 | |
| Isobutyl Alcohol | **10.0U** | ug/L | 20.0 | 10.0 | 1 | | 11/17/11 01:10 | 78-83-1 | L3 |
| Methacrylonitrile | **5.0U** | ug/L | 10.0 | 5.0 | 1 | | 11/17/11 01:10 | 126-98-7 | |
| Methylene Chloride | **2.5U** | ug/L | 5.0 | 2.5 | 1 | | 11/17/11 01:10 | 75-09-2 | |
| Methyl methacrylate | **5.0U** | ug/L | 10.0 | 5.0 | 1 | | 11/17/11 01:10 | 80-62-6 | |
| 4-Methyl-2-pentanone (MIBK) | **5.0U** | ug/L | 10.0 | 5.0 | 1 | | 11/17/11 01:10 | 108-10-1 | |
| Propionitrile | **5.0U** | ug/L | 10.0 | 5.0 | 1 | | 11/17/11 01:10 | 107-12-0 | |

**Pace Analytical Services, Inc.**
8 East Tower Circle
Ormond Beach, FL 32174
(386)672-5668

# ANALYTICAL RESULTS

Project: Tomoka Semi-annual LF
Pace Project No.: 3542893

**Sample: Trip Blank (11/10/11)** **Lab ID: 3542893009** Collected: 11/10/11 08:00 Received: 11/10/11 16:30 Matrix: Water

| Parameters | Results | Units | PQL | MDL | DF | Prepared | Analyzed | CAS No. | Qual |
|---|---|---|---|---|---|---|---|---|---|
| **8260 MSV** | Analytical Method: EPA 8260 | | | | | | | | |
| Styrene | **0.50U** | ug/L | 1.0 | 0.50 | 1 | | 11/17/11 01:10 | 100-42-5 | |
| 1,1,1,2-Tetrachloroethane | **0.50U** | ug/L | 1.0 | 0.50 | 1 | | 11/17/11 01:10 | 630-20-6 | |
| 1,1,2,2-Tetrachloroethane | **0.12U** | ug/L | 0.50 | 0.12 | 1 | | 11/17/11 01:10 | 79-34-5 | |
| Tetrachloroethene | **0.50U** | ug/L | 1.0 | 0.50 | 1 | | 11/17/11 01:10 | 127-18-4 | |
| Toluene | **0.50U** | ug/L | 1.0 | 0.50 | 1 | | 11/17/11 01:10 | 108-88-3 | |
| 1,2,4-Trichlorobenzene | **0.50U** | ug/L | 1.0 | 0.50 | 1 | | 11/17/11 01:10 | 120-82-1 | |
| 1,1,1-Trichloroethane | **0.50U** | ug/L | 1.0 | 0.50 | 1 | | 11/17/11 01:10 | 71-55-6 | |
| 1,1,2-Trichloroethane | **0.50U** | ug/L | 1.0 | 0.50 | 1 | | 11/17/11 01:10 | 79-00-5 | |
| Trichloroethene | **0.50U** | ug/L | 1.0 | 0.50 | 1 | | 11/17/11 01:10 | 79-01-6 | |
| Trichlorofluoromethane | **0.50U** | ug/L | 1.0 | 0.50 | 1 | | 11/17/11 01:10 | 75-69-4 | |
| 1,2,3-Trichloropropane | **0.36U** | ug/L | 0.50 | 0.36 | 1 | | 11/17/11 01:10 | 96-18-4 | |
| Vinyl acetate | **1.0U** | ug/L | 2.0 | 1.0 | 1 | | 11/17/11 01:10 | 108-05-4 | |
| Vinyl chloride | **0.50U** | ug/L | 1.0 | 0.50 | 1 | | 11/17/11 01:10 | 75-01-4 | |
| Xylene (Total) | **0.50U** | ug/L | 1.0 | 0.50 | 1 | | 11/17/11 01:10 | 1330-20-7 | |
| ***Surrogates*** | | | | | | | | | |
| 4-Bromofluorobenzene (S) | 89 | % | 70-114 | | 1 | | 11/17/11 01:10 | 460-00-4 | |
| Dibromofluoromethane (S) | 101 | % | 88-117 | | 1 | | 11/17/11 01:10 | 1868-53-7 | |
| 1,2-Dichloroethane-d4 (S) | 104 | % | 86-125 | | 1 | | 11/17/11 01:10 | 17060-07-0 | |
| Toluene-d8 (S) | 103 | % | 87-113 | | 1 | | 11/17/11 01:10 | 2037-26-5 | |

**Pace Analytical Services, Inc.**
8 East Tower Circle
Ormond Beach, FL 32174
(386)672-5668

# QUALITY CONTROL DATA

Project: Tomoka Semi-annual LF
Pace Project No.: 3542893

QC Batch: MERP/2256 Analysis Method: EPA 7470
QC Batch Method: EPA 7470 Analysis Description: 7470 Mercury
Associated Lab Samples: 3542893001, 3542893003, 3542893004, 3542893006, 3542893007, 3542893008

METHOD BLANK: 289131 Matrix: Water
Associated Lab Samples: 3542893001, 3542893003, 3542893004, 3542893006, 3542893007, 3542893008

| Parameter | Units | Blank Result | Reporting Limit | Analyzed | Qualifiers |
|---|---|---|---|---|---|
| Mercury | ug/L | 0.10U | 0.20 | 11/11/11 09:43 | |

LABORATORY CONTROL SAMPLE: 289132

| Parameter | Units | Spike Conc. | LCS Result | LCS % Rec | % Rec Limits | Qualifiers |
|---|---|---|---|---|---|---|
| Mercury | ug/L | 2 | 1.8 | 91 | 80-120 | |

MATRIX SPIKE & MATRIX SPIKE DUPLICATE: 289133 289134

| Parameter | Units | 3542834002 Result | MS Spike Conc. | MSD Spike Conc. | MS Result | MSD Result | MS % Rec | MSD % Rec | % Rec Limits | RPD | Max RPD | Qual |
|---|---|---|---|---|---|---|---|---|---|---|---|---|
| Mercury | ug/L | 0.100U | 2 | 2 | 1.9 | 1.9 | 94 | 97 | 80-120 | 4 | 20 | |

**Pace Analytical Services, Inc.**
8 East Tower Circle
Ormond Beach, FL 32174
(386)672-5668

# QUALITY CONTROL DATA

Project: Tomoka Semi-annual LF
Pace Project No.: 3542893

QC Batch: MPRP/6411 Analysis Method: EPA 6010
QC Batch Method: EPA 3010 Analysis Description: 6010 MET
Associated Lab Samples: 3542893001, 3542893003, 3542893004, 3542893006, 3542893007, 3542893008

METHOD BLANK: 289363 Matrix: Water
Associated Lab Samples: 3542893001, 3542893003, 3542893004, 3542893006, 3542893007, 3542893008

| Parameter | Units | Blank Result | Reporting Limit | Analyzed | Qualifiers |
|---|---|---|---|---|---|
| Arsenic | ug/L | 5.0U | 10.0 | 11/15/11 18:38 | |
| Barium | ug/L | 5.0U | 10.0 | 11/15/11 18:38 | |
| Beryllium | ug/L | 0.50U | 1.0 | 11/15/11 18:38 | |
| Cadmium | ug/L | 0.50U | 1.0 | 11/15/11 18:38 | |
| Chromium | ug/L | 2.5U | 5.0 | 11/15/11 18:38 | |
| Cobalt | ug/L | 5.0U | 10.0 | 11/15/11 18:38 | |
| Copper | ug/L | 2.5U | 5.0 | 11/15/11 18:38 | |
| Iron | ug/L | 20.0U | 40.0 | 11/15/11 18:38 | |
| Lead | ug/L | 5.0U | 10.0 | 11/15/11 18:38 | |
| Nickel | ug/L | 2.5U | 5.0 | 11/15/11 18:38 | |
| Selenium | ug/L | 7.5U | 15.0 | 11/15/11 18:38 | |
| Silver | ug/L | 2.5U | 5.0 | 11/15/11 18:38 | |
| Sodium | mg/L | 0.50U | 1.0 | 11/15/11 18:38 | |
| Tin | ug/L | 25.0U | 50.0 | 11/15/11 18:38 | |
| Vanadium | ug/L | 5.0U | 10.0 | 11/15/11 18:38 | |
| Zinc | ug/L | 10.0U | 20.0 | 11/15/11 18:38 | |

LABORATORY CONTROL SAMPLE: 289364

| Parameter | Units | Spike Conc. | LCS Result | LCS % Rec | % Rec Limits | Qualifiers |
|---|---|---|---|---|---|---|
| Arsenic | ug/L | 250 | 246 | 98 | 80-120 | |
| Barium | ug/L | 250 | 255 | 102 | 80-120 | |
| Beryllium | ug/L | 25 | 24.9 | 100 | 80-120 | |
| Cadmium | ug/L | 25 | 25.8 | 103 | 80-120 | |
| Chromium | ug/L | 250 | 259 | 104 | 80-120 | |
| Cobalt | ug/L | 250 | 263 | 105 | 80-120 | |
| Copper | ug/L | 250 | 266 | 106 | 80-120 | |
| Iron | ug/L | 2500 | 2650 | 106 | 80-120 | |
| Lead | ug/L | 250 | 245 | 98 | 80-120 | |
| Nickel | ug/L | 250 | 264 | 106 | 80-120 | |
| Selenium | ug/L | 250 | 255 | 102 | 80-120 | |
| Silver | ug/L | 25 | 24.9 | 99 | 80-120 | |
| Sodium | mg/L | 12.5 | 13.5 | 108 | 80-120 | |
| Tin | ug/L | 1250 | 1290 | 103 | 80-120 | |
| Vanadium | ug/L | 250 | 257 | 103 | 80-120 | |
| Zinc | ug/L | 1250 | 1280 | 102 | 80-120 | |

**Pace Analytical Services, Inc.**
8 East Tower Circle
Ormond Beach, FL 32174
(386)672-5668

# QUALITY CONTROL DATA

Project: Tomoka Semi-annual LF
Pace Project No.: 3542893

MATRIX SPIKE & MATRIX SPIKE DUPLICATE: 289445 289446

| Parameter | Units | 3542893004 Result | MS Spike Conc. | MSD Spike Conc. | MS Result | MSD Result | MS % Rec | MSD % Rec | % Rec Limits | RPD | Max RPD | Qual |
|---|---|---|---|---|---|---|---|---|---|---|---|---|
| Arsenic | ug/L | 5.0U | 250 | 250 | 247 | 246 | 99 | 98 | 75-125 | .5 | 20 | |
| Barium | ug/L | 154 | 250 | 250 | 409 | 418 | 102 | 106 | 75-125 | 2 | 20 | |
| Beryllium | ug/L | 0.50U | 25 | 25 | 25.1 | 25.3 | 100 | 101 | 75-125 | 1 | 20 | |
| Cadmium | ug/L | 0.50U | 25 | 25 | 24.0 | 23.7 | 96 | 95 | 75-125 | 1 | 20 | |
| Chromium | ug/L | 2.5U | 250 | 250 | 250 | 252 | 100 | 101 | 75-125 | .6 | 20 | |
| Cobalt | ug/L | 5.0U | 250 | 250 | 252 | 250 | 101 | 100 | 75-125 | .6 | 20 | |
| Copper | ug/L | 5.5 | 250 | 250 | 270 | 275 | 106 | 108 | 75-125 | 2 | 20 | |
| Iron | ug/L | 48200 | 2500 | 2500 | 50000 | 51300 | 70 | 123 | 75-125 | 3 | 20 | J(M1) |
| Lead | ug/L | 5.0U | 250 | 250 | 243 | 241 | 97 | 96 | 75-125 | 1 | 20 | |
| Nickel | ug/L | 2.5U | 250 | 250 | 248 | 246 | 99 | 98 | 75-125 | 1 | 20 | |
| Selenium | ug/L | 7.5U | 250 | 250 | 244 | 242 | 97 | 96 | 75-125 | .9 | 20 | |
| Silver | ug/L | 2.5U | 25 | 25 | 15.6 | 15.3 | 62 | 61 | 75-125 | 2 | 20 | J(M1) |
| Sodium | mg/L | 207 | 12.5 | 12.5 | 218 | 224 | 91 | 135 | 75-125 | 2 | 20 | J(M1) |
| Tin | ug/L | 25.0U | 1250 | 1250 | 1220 | 1210 | 97 | 96 | 75-125 | .8 | 20 | |
| Vanadium | ug/L | 5.0U | 250 | 250 | 253 | 256 | 100 | 101 | 75-125 | .9 | 20 | |
| Zinc | ug/L | 10.0U | 1250 | 1250 | 1250 | 1240 | 100 | 99 | 75-125 | .6 | 20 | |

**Pace Analytical Services, Inc.**
8 East Tower Circle
Ormond Beach, FL 32174
(386)672-5668

# QUALITY CONTROL DATA

Project: Tomoka Semi-annual LF
Pace Project No.: 3542893

QC Batch: MPRP/6412 Analysis Method: EPA 6020
QC Batch Method: EPA 3010 Analysis Description: 6020 MET
Associated Lab Samples: 3542893001, 3542893003, 3542893004, 3542893006, 3542893007, 3542893008

METHOD BLANK: 289367 Matrix: Water
Associated Lab Samples: 3542893001, 3542893003, 3542893004, 3542893006, 3542893007, 3542893008

| Parameter | Units | Blank Result | Reporting Limit | Analyzed | Qualifiers |
|---|---|---|---|---|---|
| Antimony | ug/L | 0.50U | 1.0 | 11/16/11 08:53 | |
| Thallium | ug/L | 0.50U | 1.0 | 11/16/11 08:53 | |

LABORATORY CONTROL SAMPLE: 289368

| Parameter | Units | Spike Conc. | LCS Result | LCS % Rec | % Rec Limits | Qualifiers |
|---|---|---|---|---|---|---|
| Antimony | ug/L | 50 | 47.2 | 94 | 90-110 | |
| Thallium | ug/L | 50 | 48.1 | 96 | 90-110 | |

MATRIX SPIKE & MATRIX SPIKE DUPLICATE: 289525 289526

| Parameter | Units | 3542893002 Result | MS Spike Conc. | MSD Spike Conc. | MS Result | MSD Result | MS % Rec | MSD % Rec | % Rec Limits | RPD | Max RPD | Qual |
|---|---|---|---|---|---|---|---|---|---|---|---|---|
| Antimony | ug/L | | 50 | 50 | 45.1 | 46.0 | 89 | 91 | 70-130 | 2 | 20 | |
| Thallium | ug/L | | 50 | 50 | 53.3 | 54.1 | 107 | 108 | 70-130 | 1 | 20 | |

**Pace Analytical Services, Inc.**
8 East Tower Circle
Ormond Beach, FL 32174
(386)672-5668

# QUALITY CONTROL DATA

Project: Tomoka Semi-annual LF
Pace Project No.: 3542893

QC Batch: MSV/4135 Analysis Method: EPA 8260
QC Batch Method: EPA 8260 Analysis Description: 8260 MSV
Associated Lab Samples: 3542893001, 3542893003, 3542893004

METHOD BLANK: 291145 Matrix: Water
Associated Lab Samples: 3542893001, 3542893003, 3542893004

| Parameter | Units | Blank Result | Reporting Limit | Analyzed | Qualifiers |
|---|---|---|---|---|---|
| 1,1,1,2-Tetrachloroethane | ug/L | 0.50U | 1.0 | 11/15/11 20:47 | |
| 1,1,1-Trichloroethane | ug/L | 0.50U | 1.0 | 11/15/11 20:47 | |
| 1,1,2,2-Tetrachloroethane | ug/L | 0.12U | 0.50 | 11/15/11 20:47 | |
| 1,1,2-Trichloroethane | ug/L | 0.50U | 1.0 | 11/15/11 20:47 | |
| 1,1-Dichloroethane | ug/L | 0.50U | 1.0 | 11/15/11 20:47 | |
| 1,1-Dichloroethene | ug/L | 0.50U | 1.0 | 11/15/11 20:47 | |
| 1,1-Dichloropropene | ug/L | 0.50U | 1.0 | 11/15/11 20:47 | |
| 1,2,3-Trichloropropane | ug/L | 0.36U | 0.50 | 11/15/11 20:47 | |
| 1,2,4-Trichlorobenzene | ug/L | 0.50U | 1.0 | 11/15/11 20:47 | |
| 1,2-Dichloroethane | ug/L | 0.50U | 1.0 | 11/15/11 20:47 | |
| 1,2-Dichloropropane | ug/L | 0.50U | 1.0 | 11/15/11 20:47 | |
| 1,3-Dichloropropane | ug/L | 0.50U | 1.0 | 11/15/11 20:47 | |
| 2,2-Dichloropropane | ug/L | 0.50U | 1.0 | 11/15/11 20:47 | |
| 2-Butanone (MEK) | ug/L | 5.0U | 10.0 | 11/15/11 20:47 | |
| 2-Hexanone | ug/L | 5.0U | 10.0 | 11/15/11 20:47 | |
| 4-Methyl-2-pentanone (MIBK) | ug/L | 5.0U | 10.0 | 11/15/11 20:47 | |
| Acetone | ug/L | 5.0U | 10.0 | 11/15/11 20:47 | |
| Acetonitrile | ug/L | 5.0U | 10.0 | 11/15/11 20:47 | |
| Acrolein | ug/L | 10.0U | 20.0 | 11/15/11 20:47 | |
| Acrylonitrile | ug/L | 5.0U | 10.0 | 11/15/11 20:47 | |
| Allyl chloride | ug/L | 0.50U | 1.0 | 11/15/11 20:47 | |
| Benzene | ug/L | 0.50U | 1.0 | 11/15/11 20:47 | |
| Bromochloromethane | ug/L | 0.50U | 1.0 | 11/15/11 20:47 | |
| Bromodichloromethane | ug/L | 0.27U | 0.60 | 11/15/11 20:47 | |
| Bromoform | ug/L | 0.50U | 1.0 | 11/15/11 20:47 | |
| Bromomethane | ug/L | 0.50U | 1.0 | 11/15/11 20:47 | |
| Carbon disulfide | ug/L | 5.0U | 10.0 | 11/15/11 20:47 | |
| Carbon tetrachloride | ug/L | 0.50U | 1.0 | 11/15/11 20:47 | |
| Chlorobenzene | ug/L | 0.50U | 1.0 | 11/15/11 20:47 | |
| Chloroethane | ug/L | 0.50U | 1.0 | 11/15/11 20:47 | |
| Chloroform | ug/L | 0.50U | 1.0 | 11/15/11 20:47 | |
| Chloromethane | ug/L | 0.62U | 1.0 | 11/15/11 20:47 | |
| Chloroprene | ug/L | 0.50U | 1.0 | 11/15/11 20:47 | |
| cis-1,2-Dichloroethene | ug/L | 0.50U | 1.0 | 11/15/11 20:47 | |
| cis-1,3-Dichloropropene | ug/L | 0.25U | 0.50 | 11/15/11 20:47 | |
| Dibromochloromethane | ug/L | 0.26U | 0.50 | 11/15/11 20:47 | |
| Dibromomethane | ug/L | 0.50U | 1.0 | 11/15/11 20:47 | |
| Dichlorodifluoromethane | ug/L | 0.50U | 1.0 | 11/15/11 20:47 | |
| Ethyl methacrylate | ug/L | 0.50U | 1.0 | 11/15/11 20:47 | |
| Ethylbenzene | ug/L | 0.50U | 1.0 | 11/15/11 20:47 | |
| Hexachloro-1,3-butadiene | ug/L | 0.50U | 1.0 | 11/15/11 20:47 | |
| Iodomethane | ug/L | 0.50U | 1.0 | 11/15/11 20:47 | |
| Isobutyl Alcohol | ug/L | 10.0U | 20.0 | 11/15/11 20:47 | |

**Pace Analytical Services, Inc.**
8 East Tower Circle
Ormond Beach, FL 32174
(386)672-5668

# QUALITY CONTROL DATA

Project: Tomoka Semi-annual LF
Pace Project No.: 3542893

METHOD BLANK: 291145 Matrix: Water

Associated Lab Samples: 3542893001, 3542893003, 3542893004

| Parameter | Units | Blank Result | Reporting Limit | Analyzed | Qualifiers |
|---|---|---|---|---|---|
| Methacrylonitrile | ug/L | 5.0U | 10.0 | 11/15/11 20:47 | |
| Methyl methacrylate | ug/L | 5.0U | 10.0 | 11/15/11 20:47 | |
| Methylene Chloride | ug/L | 2.5U | 5.0 | 11/15/11 20:47 | |
| Propionitrile | ug/L | 5.0U | 10.0 | 11/15/11 20:47 | |
| Styrene | ug/L | 0.50U | 1.0 | 11/15/11 20:47 | |
| Tetrachloroethene | ug/L | 0.50U | 1.0 | 11/15/11 20:47 | |
| Toluene | ug/L | 0.50U | 1.0 | 11/15/11 20:47 | |
| trans-1,2-Dichloroethene | ug/L | 0.50U | 1.0 | 11/15/11 20:47 | |
| trans-1,3-Dichloropropene | ug/L | 0.25U | 0.50 | 11/15/11 20:47 | |
| trans-1,4-Dichloro-2-butene | ug/L | 5.0U | 10.0 | 11/15/11 20:47 | |
| Trichloroethene | ug/L | 0.50U | 1.0 | 11/15/11 20:47 | |
| Trichlorofluoromethane | ug/L | 0.50U | 1.0 | 11/15/11 20:47 | |
| Vinyl acetate | ug/L | 1.0U | 2.0 | 11/15/11 20:47 | |
| Vinyl chloride | ug/L | 0.50U | 1.0 | 11/15/11 20:47 | |
| Xylene (Total) | ug/L | 0.50U | 1.0 | 11/15/11 20:47 | |
| 1,2-Dichloroethane-d4 (S) | % | 107 | 86-125 | 11/15/11 20:47 | |
| 4-Bromofluorobenzene (S) | % | 91 | 70-114 | 11/15/11 20:47 | |
| Dibromofluoromethane (S) | % | 105 | 88-117 | 11/15/11 20:47 | |
| Toluene-d8 (S) | % | 100 | 87-113 | 11/15/11 20:47 | |

LABORATORY CONTROL SAMPLE: 291146

| Parameter | Units | Spike Conc. | LCS Result | LCS % Rec | % Rec Limits | Qualifiers |
|---|---|---|---|---|---|---|
| 1,1,1,2-Tetrachloroethane | ug/L | 20 | 19.4 | 97 | 70-130 | |
| 1,1,1-Trichloroethane | ug/L | 20 | 20.0 | 100 | 70-130 | |
| 1,1,2,2-Tetrachloroethane | ug/L | 20 | 22.9 | 114 | 70-130 | |
| 1,1,2-Trichloroethane | ug/L | 20 | 20.9 | 105 | 70-130 | |
| 1,1-Dichloroethane | ug/L | 20 | 22.9 | 114 | 70-130 | |
| 1,1-Dichloroethene | ug/L | 20 | 22.3 | 112 | 70-130 | |
| 1,1-Dichloropropene | ug/L | 20 | 19.3 | 96 | 70-130 | |
| 1,2,3-Trichloropropane | ug/L | 20 | 16.7 | 84 | 70-130 | |
| 1,2,4-Trichlorobenzene | ug/L | 20 | 19.8 | 99 | 70-130 | |
| 1,2-Dichloroethane | ug/L | 20 | 20.0 | 100 | 70-130 | |
| 1,2-Dichloropropane | ug/L | 20 | 21.6 | 108 | 70-130 | |
| 1,3-Dichloropropane | ug/L | 20 | 19.8 | 99 | 70-130 | |
| 2,2-Dichloropropane | ug/L | 20 | 20.0 | 100 | 70-131 | |
| 2-Butanone (MEK) | ug/L | 20 | 26.8 | 134 | 55-167 | |
| 2-Hexanone | ug/L | 20 | 23.1 | 115 | 65-130 | |
| 4-Methyl-2-pentanone (MIBK) | ug/L | 20 | 22.9 | 115 | 70-130 | |
| Acetone | ug/L | 20 | 24.6 | 123 | 40-150 | |
| Acetonitrile | ug/L | 200 | 270 | 135 | 63-138 | |
| Acrolein | ug/L | 200 | 231 | 116 | 44-170 | |
| Acrylonitrile | ug/L | 200 | 253 | 126 | 70-130 | |
| Allyl chloride | ug/L | 20 | 21.4 | 107 | 70-130 | |
| Benzene | ug/L | 20 | 20.8 | 104 | 70-130 | |

**Pace Analytical Services, Inc.**
8 East Tower Circle
Ormond Beach, FL 32174
(386)672-5668

# QUALITY CONTROL DATA

Project: Tomoka Semi-annual LF
Pace Project No.: 3542893

LABORATORY CONTROL SAMPLE: 291146

| Parameter | Units | Spike Conc. | LCS Result | LCS % Rec | % Rec Limits | Qualifiers |
|---|---|---|---|---|---|---|
| Bromochloromethane | ug/L | 20 | 21.3 | 106 | 70-130 | |
| Bromodichloromethane | ug/L | 20 | 20.7 | 103 | 70-130 | |
| Bromoform | ug/L | 20 | 17.5 | 88 | 68-130 | |
| Bromomethane | ug/L | 20 | 29.2 | 146 | 38-179 | |
| Carbon disulfide | ug/L | 20 | 16.2 | 81 | 51-155 | |
| Carbon tetrachloride | ug/L | 20 | 20.2 | 101 | 70-130 | |
| Chlorobenzene | ug/L | 20 | 19.4 | 97 | 70-130 | |
| Chloroethane | ug/L | 20 | 25.2 | 126 | 59-149 | |
| Chloroform | ug/L | 20 | 19.4 | 97 | 70-130 | |
| Chloromethane | ug/L | 20 | 27.7 | 138 | 68-130 | J(L0) |
| Chloroprene | ug/L | 20 | 17.5 | 87 | 70-130 | |
| cis-1,2-Dichloroethene | ug/L | 20 | 19.7 | 99 | 70-130 | |
| cis-1,3-Dichloropropene | ug/L | 20 | 19.6 | 98 | 70-130 | |
| Dibromochloromethane | ug/L | 20 | 17.7 | 88 | 70-130 | |
| Dibromomethane | ug/L | 20 | 19.4 | 97 | 70-130 | |
| Dichlorodifluoromethane | ug/L | 20 | 25.9 | 130 | 67-130 | |
| Ethyl methacrylate | ug/L | 20 | 22.1 | 110 | 70-130 | |
| Ethylbenzene | ug/L | 20 | 19.9 | 100 | 70-130 | |
| Hexachloro-1,3-butadiene | ug/L | 20 | 18.2 | 91 | 70-130 | |
| Iodomethane | ug/L | 20 | 20.8 | 104 | 43-160 | |
| Isobutyl Alcohol | ug/L | 400 | 569 | 142 | 66-135 | J(L0) |
| Methacrylonitrile | ug/L | 200 | 245 | 122 | 70-130 | |
| Methyl methacrylate | ug/L | 20 | 21.5 | 107 | 70-130 | |
| Methylene Chloride | ug/L | 20 | 23.1 | 115 | 70-130 | |
| Propionitrile | ug/L | 200 | 243 | 121 | 70-130 | |
| Styrene | ug/L | 20 | 19.8 | 99 | 70-130 | |
| Tetrachloroethene | ug/L | 20 | 18.5 | 92 | 66-133 | |
| Toluene | ug/L | 20 | 19.4 | 97 | 70-130 | |
| trans-1,2-Dichloroethene | ug/L | 20 | 21.3 | 107 | 70-130 | |
| trans-1,3-Dichloropropene | ug/L | 20 | 18.5 | 93 | 70-130 | |
| trans-1,4-Dichloro-2-butene | ug/L | 20 | 17.0 | 85 | 65-130 | |
| Trichloroethene | ug/L | 20 | 21.3 | 107 | 70-130 | |
| Trichlorofluoromethane | ug/L | 20 | 20.3 | 102 | 70-131 | |
| Vinyl acetate | ug/L | 20 | 19.6 | 98 | 69-135 | |
| Vinyl chloride | ug/L | 20 | 23.3 | 116 | 69-140 | |
| Xylene (Total) | ug/L | 60 | 59.3 | 99 | 70-130 | |
| 1,2-Dichloroethane-d4 (S) | % | | | 95 | 86-125 | |
| 4-Bromofluorobenzene (S) | % | | | 92 | 70-114 | |
| Dibromofluoromethane (S) | % | | | 102 | 88-117 | |
| Toluene-d8 (S) | % | | | 103 | 87-113 | |

MATRIX SPIKE & MATRIX SPIKE DUPLICATE: 291250 291251

| Parameter | Units | 3542752014 Result | MS Spike Conc. | MSD Spike Conc. | MS Result | MSD Result | MS % Rec | MSD % Rec | % Rec Limits | RPD | Max RPD | Qual |
|---|---|---|---|---|---|---|---|---|---|---|---|---|
| 1,1,1,2-Tetrachloroethane | ug/L | 0.50U | 20 | 20 | 18.5 | 20.1 | 92 | 100 | 39-130 | 8 | 40 | |
| 1,1,1-Trichloroethane | ug/L | 0.50U | 20 | 20 | 19.4 | 21.9 | 97 | 109 | 47-141 | 12 | 40 | |

**Pace Analytical Services, Inc.**
8 East Tower Circle
Ormond Beach, FL 32174
(386)672-5668

# QUALITY CONTROL DATA

Project: Tomoka Semi-annual LF
Pace Project No.: 3542893

MATRIX SPIKE & MATRIX SPIKE DUPLICATE: 291250 291251

| Parameter | Units | 3542752014 Result | MS Spike Conc. | MSD Spike Conc. | MS Result | MSD Result | MS % Rec | MSD % Rec | % Rec Limits | RPD | Max RPD | Qual |
|---|---|---|---|---|---|---|---|---|---|---|---|---|
| 1,1,2,2-Tetrachloroethane | ug/L | 0.12U | 20 | 20 | 22.1 | 23.6 | 110 | 118 | 49-131 | 7 | 40 | |
| 1,1,2-Trichloroethane | ug/L | 0.50U | 20 | 20 | 20.8 | 22.5 | 104 | 113 | 50-130 | 8 | 40 | |
| 1,1-Dichloroethane | ug/L | 0.50U | 20 | 20 | 22.8 | 25.1 | 114 | 125 | 54-137 | 10 | 40 | |
| 1,1-Dichloroethene | ug/L | 0.50U | 20 | 20 | 22.0 | 23.9 | 110 | 120 | 45-155 | 8 | 40 | |
| 1,1-Dichloropropene | ug/L | 0.50U | 20 | 20 | 19.6 | 21.2 | 98 | 106 | 61-141 | 8 | 40 | |
| 1,2,3-Trichloropropane | ug/L | 0.36U | 20 | 20 | 16.2 | 17.2 | 81 | 86 | 31-132 | 6 | 40 | |
| 1,2,4-Trichlorobenzene | ug/L | 0.50U | 20 | 20 | 17.5 | 19.0 | 87 | 95 | 34-138 | 9 | 40 | |
| 1,2-Dichloroethane | ug/L | 0.50U | 20 | 20 | 19.8 | 21.5 | 99 | 108 | 54-130 | 8 | 40 | |
| 1,2-Dichloropropane | ug/L | 0.50U | 20 | 20 | 21.0 | 23.3 | 105 | 116 | 53-130 | 10 | 40 | |
| 1,3-Dichloropropane | ug/L | 0.50U | 20 | 20 | 19.3 | 21.0 | 96 | 105 | 59-127 | 8 | 40 | |
| 2,2-Dichloropropane | ug/L | 0.50U | 20 | 20 | 15.2 | 16.6 | 76 | 83 | 24-133 | 9 | 40 | |
| 2-Butanone (MEK) | ug/L | 5.0U | 20 | 20 | 26.8 | 24.0 | 134 | 120 | 48-138 | 11 | 40 | |
| 2-Hexanone | ug/L | 5.0U | 20 | 20 | 27.5 | 24.2 | 137 | 121 | 38-130 | 13 | 40 | J(M1) |
| 4-Methyl-2-pentanone (MIBK) | ug/L | 5.0U | 20 | 20 | 26.6 | 24.5 | 133 | 122 | 28-143 | 8 | 40 | |
| Acetone | ug/L | 5.0U | 20 | 20 | 25.5 | 22.9 | 127 | 114 | 20-140 | 11 | 40 | |
| Acetonitrile | ug/L | 5.0U | 200 | 200 | 276 | 237 | 138 | 119 | 44-138 | 15 | 40 | |
| Acrolein | ug/L | 10.0U | 200 | 200 | 181 | 175 | 90 | 88 | 20-159 | 3 | 40 | |
| Acrylonitrile | ug/L | 5.0U | 200 | 200 | 267 | 259 | 134 | 129 | 46-130 | 3 | 40 | J(M1) |
| Allyl chloride | ug/L | 0.50U | 20 | 20 | 25.2 | 23.8 | 126 | 119 | 53-148 | 6 | 40 | |
| Benzene | ug/L | 0.50U | 20 | 20 | 20.5 | 22.9 | 102 | 115 | 53-132 | 11 | 40 | |
| Bromochloromethane | ug/L | 0.50U | 20 | 20 | 19.4 | 21.5 | 97 | 108 | 54-132 | 10 | 40 | |
| Bromodichloromethane | ug/L | 0.27U | 20 | 20 | 19.0 | 21.7 | 95 | 108 | 46-130 | 13 | 40 | |
| Bromoform | ug/L | 0.50U | 20 | 20 | 15.9 | 17.1 | 80 | 86 | 32-130 | 7 | 40 | |
| Bromomethane | ug/L | 0.50U | 20 | 20 | 20.0 | 23.4 | 100 | 117 | 20-152 | 15 | 40 | |
| Carbon disulfide | ug/L | 5.0U | 20 | 20 | 21.5 | 21.5 | 106 | 106 | 28-184 | .007 | 40 | |
| Carbon tetrachloride | ug/L | 0.50U | 20 | 20 | 19.7 | 22.0 | 99 | 110 | 37-137 | 11 | 40 | |
| Chlorobenzene | ug/L | 0.50U | 20 | 20 | 19.6 | 21.0 | 98 | 105 | 46-130 | 7 | 40 | |
| Chloroethane | ug/L | 0.50U | 20 | 20 | 24.7 | 31.9 | 123 | 160 | 48-159 | 25 | 40 | J(M1) |
| Chloroform | ug/L | 0.50U | 20 | 20 | 20.4 | 21.9 | 102 | 110 | 51-130 | 7 | 40 | |
| Chloromethane | ug/L | 0.62U | 20 | 20 | 27.8 | 31.9 | 139 | 160 | 39-144 | 14 | 40 | J(M0) |
| Chloroprene | ug/L | 0.50U | 20 | 20 | 20.3 | 19.7 | 102 | 98 | 39-157 | 3 | 40 | |
| cis-1,2-Dichloroethene | ug/L | 0.50U | 20 | 20 | 19.1 | 21.5 | 95 | 108 | 54-130 | 12 | 40 | |
| cis-1,3-Dichloropropene | ug/L | 0.25U | 20 | 20 | 16.1 | 18.4 | 81 | 92 | 45-130 | 13 | 40 | |
| Dibromochloromethane | ug/L | 0.26U | 20 | 20 | 16.8 | 18.3 | 84 | 92 | 43-130 | 9 | 40 | |
| Dibromomethane | ug/L | 0.50U | 20 | 20 | 17.6 | 20.4 | 88 | 102 | 50-130 | 15 | 40 | |
| Dichlorodifluoromethane | ug/L | 0.50U | 20 | 20 | 21.8 | 29.8 | 109 | 149 | 38-151 | 31 | 40 | |
| Ethyl methacrylate | ug/L | 0.50U | 20 | 20 | 25.3 | 23.6 | 126 | 118 | 45-132 | 7 | 40 | |
| Ethylbenzene | ug/L | 0.50U | 20 | 20 | 19.9 | 21.9 | 99 | 109 | 43-130 | 10 | 40 | |
| Hexachloro-1,3-butadiene | ug/L | 0.50U | 20 | 20 | 15.8 | 17.6 | 79 | 88 | 35-136 | 11 | 40 | |
| Iodomethane | ug/L | 0.50U | 20 | 20 | 16.6 | 17.9 | 83 | 90 | 20-169 | 8 | 40 | |
| Isobutyl Alcohol | ug/L | 10.0U | 400 | 400 | 565 | 524 | 141 | 131 | 20-175 | 7 | 40 | |
| Methacrylonitrile | ug/L | 5.0U | 200 | 200 | 273 | 255 | 137 | 128 | 50-149 | 7 | 40 | |
| Methyl methacrylate | ug/L | 5.0U | 20 | 20 | 23.2 | 22.9 | 116 | 114 | 48-130 | 1 | 40 | |
| Methylene Chloride | ug/L | 2.5U | 20 | 20 | 21.7 | 25.2 | 108 | 125 | 51-135 | 15 | 40 | |
| Propionitrile | ug/L | 5.0U | 200 | 200 | 240 | 243 | 120 | 122 | 54-130 | 1 | 40 | |
| Styrene | ug/L | 0.50U | 20 | 20 | 18.6 | 20.3 | 93 | 102 | 40-130 | 9 | 40 | |
| Tetrachloroethene | ug/L | 0.50U | 20 | 20 | 17.5 | 18.5 | 88 | 92 | 26-130 | 5 | 40 | |

**Pace Analytical Services, Inc.**
8 East Tower Circle
Ormond Beach, FL 32174
(386)672-5668

# QUALITY CONTROL DATA

Project: Tomoka Semi-annual LF
Pace Project No.: 3542893

MATRIX SPIKE & MATRIX SPIKE DUPLICATE: 291250 291251

| Parameter | Units | 3542752014 Result | MS Spike Conc. | MSD Spike Conc. | MS Result | MSD Result | MS % Rec | MSD % Rec | % Rec Limits | RPD | Max RPD | Qual |
|---|---|---|---|---|---|---|---|---|---|---|---|---|
| Toluene | ug/L | 0.50U | 20 | 20 | 19.4 | 20.9 | 97 | 105 | 50-130 | 7 | 40 | |
| trans-1,2-Dichloroethene | ug/L | 0.50U | 20 | 20 | 22.0 | 23.7 | 110 | 118 | 48-142 | 7 | 40 | |
| trans-1,3-Dichloropropene | ug/L | 0.25U | 20 | 20 | 16.9 | 17.9 | 85 | 89 | 45-130 | 5 | 40 | |
| trans-1,4-Dichloro-2-butene | ug/L | 5.0U | 20 | 20 | 12.5 | 12.6 | 63 | 63 | 20-139 | .5 | 40 | |
| Trichloroethene | ug/L | 0.50U | 20 | 20 | 20.7 | 22.4 | 103 | 112 | 42-133 | 8 | 40 | |
| Trichlorofluoromethane | ug/L | 0.50U | 20 | 20 | 20.9 | 21.1 | 104 | 105 | 46-146 | 1 | 40 | |
| Vinyl acetate | ug/L | 1.0U | 20 | 20 | 21.8 | 11.4 | 109 | 57 | 20-165 | 63 | 40 | J(D6) |
| Vinyl chloride | ug/L | 0.50U | 20 | 20 | 24.5 | 26.8 | 122 | 134 | 57-142 | 9 | 40 | |
| Xylene (Total) | ug/L | 0.50U | 60 | 60 | 58.3 | 62.8 | 97 | 105 | 42-130 | 7 | 40 | |
| 1,2-Dichloroethane-d4 (S) | % | | | | | | 95 | 93 | 86-125 | | | |
| 4-Bromofluorobenzene (S) | % | | | | | | 93 | 92 | 70-114 | | | |
| Dibromofluoromethane (S) | % | | | | | | 99 | 100 | 88-117 | | | |
| Toluene-d8 (S) | % | | | | | | 101 | 101 | 87-113 | | | |

**Pace Analytical Services, Inc.**
8 East Tower Circle
Ormond Beach, FL 32174
(386)672-5668

# QUALITY CONTROL DATA

Project: Tomoka Semi-annual LF
Pace Project No.: 3542893

QC Batch: MSV/4140 | Analysis Method: EPA 8260
QC Batch Method: EPA 8260 | Analysis Description: 8260 MSV
Associated Lab Samples: 3542893006, 3542893007

METHOD BLANK: 291979 | Matrix: Water
Associated Lab Samples: 3542893006, 3542893007

| Parameter | Units | Blank Result | Reporting Limit | Analyzed | Qualifiers |
|---|---|---|---|---|---|
| 1,1,1,2-Tetrachloroethane | ug/L | 0.50U | 1.0 | 11/16/11 08:49 | |
| 1,1,1-Trichloroethane | ug/L | 0.50U | 1.0 | 11/16/11 08:49 | |
| 1,1,2,2-Tetrachloroethane | ug/L | 0.12U | 0.50 | 11/16/11 08:49 | |
| 1,1,2-Trichloroethane | ug/L | 0.50U | 1.0 | 11/16/11 08:49 | |
| 1,1-Dichloroethane | ug/L | 0.50U | 1.0 | 11/16/11 08:49 | |
| 1,1-Dichloroethene | ug/L | 0.50U | 1.0 | 11/16/11 08:49 | |
| 1,1-Dichloropropene | ug/L | 0.50U | 1.0 | 11/16/11 08:49 | |
| 1,2,3-Trichloropropane | ug/L | 0.36U | 0.50 | 11/16/11 08:49 | |
| 1,2,4-Trichlorobenzene | ug/L | 0.50U | 1.0 | 11/16/11 08:49 | |
| 1,2-Dibromo-3-chloropropane | ug/L | 1.0U | 2.0 | 11/16/11 08:49 | |
| 1,2-Dibromoethane (EDB) | ug/L | 0.50U | 1.0 | 11/16/11 08:49 | |
| 1,2-Dichloroethane | ug/L | 0.50U | 1.0 | 11/16/11 08:49 | |
| 1,2-Dichloropropane | ug/L | 0.50U | 1.0 | 11/16/11 08:49 | |
| 1,3-Dichloropropane | ug/L | 0.50U | 1.0 | 11/16/11 08:49 | |
| 2,2-Dichloropropane | ug/L | 0.50U | 1.0 | 11/16/11 08:49 | |
| 2-Butanone (MEK) | ug/L | 5.0U | 10.0 | 11/16/11 08:49 | |
| 2-Hexanone | ug/L | 5.0U | 10.0 | 11/16/11 08:49 | |
| 4-Methyl-2-pentanone (MIBK) | ug/L | 5.0U | 10.0 | 11/16/11 08:49 | |
| Acetone | ug/L | 5.0U | 10.0 | 11/16/11 08:49 | |
| Acetonitrile | ug/L | 5.0U | 10.0 | 11/16/11 08:49 | |
| Acrolein | ug/L | 10.0U | 20.0 | 11/16/11 08:49 | |
| Acrylonitrile | ug/L | 5.0U | 10.0 | 11/16/11 08:49 | |
| Allyl chloride | ug/L | 0.50U | 1.0 | 11/16/11 08:49 | |
| Benzene | ug/L | 0.50U | 1.0 | 11/16/11 08:49 | |
| Bromochloromethane | ug/L | 0.50U | 1.0 | 11/16/11 08:49 | |
| Bromodichloromethane | ug/L | 0.27U | 0.60 | 11/16/11 08:49 | |
| Bromoform | ug/L | 0.50U | 1.0 | 11/16/11 08:49 | |
| Bromomethane | ug/L | 0.50U | 1.0 | 11/16/11 08:49 | |
| Carbon disulfide | ug/L | 5.0U | 10.0 | 11/16/11 08:49 | |
| Carbon tetrachloride | ug/L | 0.50U | 1.0 | 11/16/11 08:49 | |
| Chlorobenzene | ug/L | 0.50U | 1.0 | 11/16/11 08:49 | |
| Chloroethane | ug/L | 0.50U | 1.0 | 11/16/11 08:49 | |
| Chloroform | ug/L | 0.50U | 1.0 | 11/16/11 08:49 | |
| Chloromethane | ug/L | 0.62U | 1.0 | 11/16/11 08:49 | |
| Chloroprene | ug/L | 0.50U | 1.0 | 11/16/11 08:49 | |
| cis-1,2-Dichloroethene | ug/L | 0.50U | 1.0 | 11/16/11 08:49 | |
| cis-1,3-Dichloropropene | ug/L | 0.25U | 0.50 | 11/16/11 08:49 | |
| Dibromochloromethane | ug/L | 0.26U | 0.50 | 11/16/11 08:49 | |
| Dibromomethane | ug/L | 0.50U | 1.0 | 11/16/11 08:49 | |
| Dichlorodifluoromethane | ug/L | 0.50U | 1.0 | 11/16/11 08:49 | |
| Ethyl methacrylate | ug/L | 0.50U | 1.0 | 11/16/11 08:49 | |
| Ethylbenzene | ug/L | 0.50U | 1.0 | 11/16/11 08:49 | |
| Hexachloro-1,3-butadiene | ug/L | 0.50U | 1.0 | 11/16/11 08:49 | |

**Pace Analytical Services, Inc.**
8 East Tower Circle
Ormond Beach, FL 32174
(386)672-5668

# QUALITY CONTROL DATA

Project: Tomoka Semi-annual LF
Pace Project No.: 3542893

METHOD BLANK: 291979 Matrix: Water

Associated Lab Samples: 3542893006, 3542893007

| Parameter | Units | Blank Result | Reporting Limit | Analyzed | Qualifiers |
|---|---|---|---|---|---|
| Iodomethane | ug/L | 0.50U | 1.0 | 11/16/11 08:49 | |
| Isobutyl Alcohol | ug/L | 10.0U | 20.0 | 11/16/11 08:49 | |
| Methacrylonitrile | ug/L | 5.0U | 10.0 | 11/16/11 08:49 | |
| Methyl methacrylate | ug/L | 5.0U | 10.0 | 11/16/11 08:49 | |
| Methylene Chloride | ug/L | 2.5U | 5.0 | 11/16/11 08:49 | |
| Propionitrile | ug/L | 5.0U | 10.0 | 11/16/11 08:49 | |
| Styrene | ug/L | 0.50U | 1.0 | 11/16/11 08:49 | |
| Tetrachloroethene | ug/L | 0.50U | 1.0 | 11/16/11 08:49 | |
| Toluene | ug/L | 0.50U | 1.0 | 11/16/11 08:49 | |
| trans-1,2-Dichloroethene | ug/L | 0.50U | 1.0 | 11/16/11 08:49 | |
| trans-1,3-Dichloropropene | ug/L | 0.25U | 0.50 | 11/16/11 08:49 | |
| trans-1,4-Dichloro-2-butene | ug/L | 5.0U | 10.0 | 11/16/11 08:49 | |
| Trichloroethene | ug/L | 0.50U | 1.0 | 11/16/11 08:49 | |
| Trichlorofluoromethane | ug/L | 0.50U | 1.0 | 11/16/11 08:49 | |
| Vinyl acetate | ug/L | 1.0U | 2.0 | 11/16/11 08:49 | |
| Vinyl chloride | ug/L | 0.50U | 1.0 | 11/16/11 08:49 | |
| Xylene (Total) | ug/L | 0.50U | 1.0 | 11/16/11 08:49 | |
| 1,2-Dichloroethane-d4 (S) | % | 100 | 86-125 | 11/16/11 08:49 | |
| 4-Bromofluorobenzene (S) | % | 101 | 70-114 | 11/16/11 08:49 | |
| Dibromofluoromethane (S) | % | 102 | 88-117 | 11/16/11 08:49 | |
| Toluene-d8 (S) | % | 99 | 87-113 | 11/16/11 08:49 | |

LABORATORY CONTROL SAMPLE: 291980

| Parameter | Units | Spike Conc. | LCS Result | LCS % Rec | % Rec Limits | Qualifiers |
|---|---|---|---|---|---|---|
| 1,1,1,2-Tetrachloroethane | ug/L | 20 | 22.1 | 111 | 70-130 | |
| 1,1,1-Trichloroethane | ug/L | 20 | 23.5 | 118 | 70-130 | |
| 1,1,2,2-Tetrachloroethane | ug/L | 20 | 21.5 | 108 | 70-130 | |
| 1,1,2-Trichloroethane | ug/L | 20 | 21.9 | 109 | 70-130 | |
| 1,1-Dichloroethane | ug/L | 20 | 22.6 | 113 | 70-130 | |
| 1,1-Dichloroethene | ug/L | 20 | 22.2 | 111 | 70-130 | |
| 1,1-Dichloropropene | ug/L | 20 | 22.4 | 112 | 70-130 | |
| 1,2,3-Trichloropropane | ug/L | 20 | 19.2 | 96 | 70-130 | |
| 1,2,4-Trichlorobenzene | ug/L | 20 | 22.7 | 113 | 70-130 | |
| 1,2-Dibromo-3-chloropropane | ug/L | 20 | 23.8 | 119 | 64-130 | |
| 1,2-Dibromoethane (EDB) | ug/L | 20 | 21.3 | 106 | 70-130 | |
| 1,2-Dichloroethane | ug/L | 20 | 24.0 | 120 | 70-130 | |
| 1,2-Dichloropropane | ug/L | 20 | 22.8 | 114 | 70-130 | |
| 1,3-Dichloropropane | ug/L | 20 | 21.8 | 109 | 70-130 | |
| 2,2-Dichloropropane | ug/L | 20 | 22.8 | 114 | 70-131 | |
| 2-Butanone (MEK) | ug/L | 20 | 21.7 | 109 | 55-167 | |
| 2-Hexanone | ug/L | 20 | 21.7 | 109 | 65-130 | |
| 4-Methyl-2-pentanone (MIBK) | ug/L | 20 | 21.2 | 106 | 70-130 | |
| Acetone | ug/L | 20 | 20.7 | 104 | 40-150 | |
| Acetonitrile | ug/L | 200 | 204 | 102 | 63-138 | |

**Pace Analytical Services, Inc.**
8 East Tower Circle
Ormond Beach, FL 32174
(386)672-5668

# QUALITY CONTROL DATA

Project: Tomoka Semi-annual LF
Pace Project No.: 3542893

LABORATORY CONTROL SAMPLE: 291980

| Parameter | Units | Spike Conc. | LCS Result | LCS % Rec | % Rec Limits | Qualifiers |
|---|---|---|---|---|---|---|
| Acrolein | ug/L | 200 | 224 | 112 | 44-170 | |
| Acrylonitrile | ug/L | 200 | 225 | 113 | 70-130 | |
| Allyl chloride | ug/L | 20 | 20.9 | 104 | 70-130 | |
| Benzene | ug/L | 20 | 23.4 | 117 | 70-130 | |
| Bromochloromethane | ug/L | 20 | 23.4 | 117 | 70-130 | |
| Bromodichloromethane | ug/L | 20 | 22.1 | 110 | 70-130 | |
| Bromoform | ug/L | 20 | 23.5 | 117 | 68-130 | |
| Bromomethane | ug/L | 20 | 23.8 | 119 | 38-179 | |
| Carbon disulfide | ug/L | 20 | 18.8 | 94 | 51-155 | |
| Carbon tetrachloride | ug/L | 20 | 23.1 | 116 | 70-130 | |
| Chlorobenzene | ug/L | 20 | 22.9 | 115 | 70-130 | |
| Chloroethane | ug/L | 20 | 25.3 | 126 | 59-149 | |
| Chloroform | ug/L | 20 | 21.9 | 110 | 70-130 | |
| Chloromethane | ug/L | 20 | 23.6 | 118 | 68-130 | |
| Chloroprene | ug/L | 20 | 18.4 | 92 | 70-130 | |
| cis-1,2-Dichloroethene | ug/L | 20 | 21.2 | 106 | 70-130 | |
| cis-1,3-Dichloropropene | ug/L | 20 | 22.5 | 112 | 70-130 | |
| Dibromochloromethane | ug/L | 20 | 22.2 | 111 | 70-130 | |
| Dibromomethane | ug/L | 20 | 23.6 | 118 | 70-130 | |
| Dichlorodifluoromethane | ug/L | 20 | 24.4 | 122 | 67-130 | |
| Ethyl methacrylate | ug/L | 20 | 22.7 | 113 | 70-130 | |
| Ethylbenzene | ug/L | 20 | 22.9 | 114 | 70-130 | |
| Hexachloro-1,3-butadiene | ug/L | 20 | 21.3 | 106 | 70-130 | |
| Iodomethane | ug/L | 20 | 22.4 | 112 | 43-160 | |
| Isobutyl Alcohol | ug/L | 400 | 434 | 109 | 66-135 | |
| Methacrylonitrile | ug/L | 200 | 228 | 114 | 70-130 | |
| Methyl methacrylate | ug/L | 20 | 22.8 | 114 | 70-130 | |
| Methylene Chloride | ug/L | 20 | 22.7 | 114 | 70-130 | |
| Propionitrile | ug/L | 200 | 225 | 112 | 70-130 | |
| Styrene | ug/L | 20 | 22.3 | 111 | 70-130 | |
| Tetrachloroethene | ug/L | 20 | 22.3 | 112 | 66-133 | |
| Toluene | ug/L | 20 | 22.6 | 113 | 70-130 | |
| trans-1,2-Dichloroethene | ug/L | 20 | 21.0 | 105 | 70-130 | |
| trans-1,3-Dichloropropene | ug/L | 20 | 21.5 | 108 | 70-130 | |
| trans-1,4-Dichloro-2-butene | ug/L | 20 | 23.1 | 116 | 65-130 | |
| Trichloroethene | ug/L | 20 | 22.8 | 114 | 70-130 | |
| Trichlorofluoromethane | ug/L | 20 | 23.7 | 119 | 70-131 | |
| Vinyl acetate | ug/L | 20 | 18.1 | 91 | 69-135 | |
| Vinyl chloride | ug/L | 20 | 24.0 | 120 | 69-140 | |
| Xylene (Total) | ug/L | 60 | 68.8 | 115 | 70-130 | |
| 1,2-Dichloroethane-d4 (S) | % | | | 96 | 86-125 | |
| 4-Bromofluorobenzene (S) | % | | | 100 | 70-114 | |
| Dibromofluoromethane (S) | % | | | 103 | 88-117 | |
| Toluene-d8 (S) | % | | | 101 | 87-113 | |

**Pace Analytical Services, Inc.**
8 East Tower Circle
Ormond Beach, FL 32174
(386)672-5668

# QUALITY CONTROL DATA

Project: Tomoka Semi-annual LF
Pace Project No.: 3542893

MATRIX SPIKE & MATRIX SPIKE DUPLICATE: 292035 292036

| Parameter | Units | 3542893006 Result | MS Spike Conc. | MSD Spike Conc. | MS Result | MSD Result | MS % Rec | MSD % Rec | % Rec Limits | RPD | Max RPD | Qual |
|---|---|---|---|---|---|---|---|---|---|---|---|---|
| 1,1,1,2-Tetrachloroethane | ug/L | 0.50U | 20 | 20 | 13.1 | 13.8 | 66 | 69 | 39-130 | 5 | 40 | |
| 1,1,1-Trichloroethane | ug/L | 0.50U | 20 | 20 | 14.4 | 15.8 | 72 | 79 | 47-141 | 9 | 40 | |
| 1,1,2,2-Tetrachloroethane | ug/L | 0.12U | 20 | 20 | 12.2 | 12.5 | 61 | 62 | 49-131 | 3 | 40 | |
| 1,1,2-Trichloroethane | ug/L | 0.50U | 20 | 20 | 12.7 | 13.5 | 63 | 67 | 50-130 | 6 | 40 | |
| 1,1-Dichloroethane | ug/L | 0.50U | 20 | 20 | 14.3 | 14.9 | 72 | 75 | 54-137 | 4 | 40 | |
| 1,1-Dichloroethene | ug/L | 0.50U | 20 | 20 | 13.9 | 14.5 | 69 | 73 | 45-155 | 4 | 40 | |
| 1,1-Dichloropropene | ug/L | 0.50U | 20 | 20 | 12.1 | 13.9 | 61 | 70 | 61-141 | 14 | 40 | |
| 1,2,3-Trichloropropane | ug/L | 0.36U | 20 | 20 | 11.8 | 11.2 | 59 | 56 | 31-132 | 5 | 40 | |
| 1,2,4-Trichlorobenzene | ug/L | 0.50U | 20 | 20 | 8.6 | 11.6 | 43 | 58 | 34-138 | 30 | 40 | |
| 1,2-Dibromo-3-chloropropane | ug/L | 1.0U | 20 | 20 | 12.6 | 12.6 | 63 | 63 | 37-130 | .05 | 40 | |
| 1,2-Dibromoethane (EDB) | ug/L | 0.50U | 20 | 20 | 12.6 | 12.2 | 63 | 61 | 51-132 | 3 | 40 | |
| 1,2-Dichloroethane | ug/L | 0.50U | 20 | 20 | 14.6 | 14.5 | 73 | 72 | 54-130 | .7 | 40 | |
| 1,2-Dichloropropane | ug/L | 0.50U | 20 | 20 | 13.4 | 13.8 | 67 | 69 | 53-130 | 2 | 40 | |
| 1,3-Dichloropropane | ug/L | 0.50U | 20 | 20 | 12.7 | 12.7 | 63 | 64 | 59-127 | .1 | 40 | |
| 2,2-Dichloropropane | ug/L | 0.50U | 20 | 20 | 12.6 | 13.5 | 63 | 68 | 24-133 | 7 | 40 | |
| 2-Butanone (MEK) | ug/L | 5.0U | 20 | 20 | 11.2 | 13.6 | 56 | 68 | 48-138 | 19 | 40 | |
| 2-Hexanone | ug/L | 5.0U | 20 | 20 | 11.7 | 15.1 | 59 | 75 | 38-130 | 25 | 40 | |
| 4-Methyl-2-pentanone (MIBK) | ug/L | 5.0U | 20 | 20 | 10.5 | 14.0 | 52 | 70 | 28-143 | 29 | 40 | |
| Acetone | ug/L | 5.0U | 20 | 20 | 9.4 I | 12.6 | 47 | 63 | 20-140 | | 40 | |
| Acetonitrile | ug/L | 5.0U | 200 | 200 | 109 | 143 | 54 | 72 | 44-138 | 28 | 40 | |
| Acrolein | ug/L | 10.0U | 200 | 200 | 107 | 125 | 54 | 63 | 20-159 | 16 | 40 | |
| Acrylonitrile | ug/L | 5.0U | 200 | 200 | 120 | 139 | 60 | 69 | 46-130 | 15 | 40 | |
| Allyl chloride | ug/L | 0.50U | 20 | 20 | 11.3 | 15.9 | 56 | 79 | 53-148 | 34 | 40 | |
| Benzene | ug/L | 1.4 | 20 | 20 | 15.7 | 16.2 | 71 | 74 | 53-132 | 3 | 40 | |
| Bromochloromethane | ug/L | 0.50U | 20 | 20 | 14.9 | 14.5 | 75 | 72 | 54-132 | 3 | 40 | |
| Bromodichloromethane | ug/L | 0.27U | 20 | 20 | 13.3 | 13.8 | 66 | 69 | 46-130 | 4 | 40 | |
| Bromoform | ug/L | 0.50U | 20 | 20 | 13.1 | 13.1 | 65 | 66 | 32-130 | .5 | 40 | |
| Bromomethane | ug/L | 0.50U | 20 | 20 | 13.4 | 18.9 | 67 | 94 | 20-152 | 34 | 40 | |
| Carbon disulfide | ug/L | 5.0U | 20 | 20 | 10.0 | 15.0 | 48 | 72 | 28-184 | 40 | 40 | |
| Carbon tetrachloride | ug/L | 0.50U | 20 | 20 | 13.6 | 16.0 | 68 | 80 | 37-137 | 16 | 40 | |
| Chlorobenzene | ug/L | 4.0 | 20 | 20 | 16.9 | 17.9 | 64 | 70 | 46-130 | 6 | 40 | |
| Chloroethane | ug/L | 0.50U | 20 | 20 | 14.8 | 21.7 | 74 | 109 | 48-159 | 38 | 40 | |
| Chloroform | ug/L | 0.50U | 20 | 20 | 13.4 | 14.1 | 67 | 71 | 51-130 | 5 | 40 | |
| Chloromethane | ug/L | 0.62U | 20 | 20 | 14.8 | 19.7 | 74 | 99 | 39-144 | 29 | 40 | |
| Chloroprene | ug/L | 0.50U | 20 | 20 | 9.3 | 14.3 | 46 | 71 | 39-157 | 43 | 40 | J(D6) |
| cis-1,2-Dichloroethene | ug/L | 0.50U | 20 | 20 | 13.9 | 13.9 | 69 | 69 | 54-130 | .4 | 40 | |
| cis-1,3-Dichloropropene | ug/L | 0.25U | 20 | 20 | 12.8 | 13.2 | 64 | 66 | 45-130 | 2 | 40 | |
| Dibromochloromethane | ug/L | 0.26U | 20 | 20 | 12.7 | 12.7 | 64 | 63 | 43-130 | .2 | 40 | |
| Dibromomethane | ug/L | 0.50U | 20 | 20 | 14.5 | 14.3 | 73 | 72 | 50-130 | 1 | 40 | |
| Dichlorodifluoromethane | ug/L | 0.50U | 20 | 20 | 11.6 | 23.8 | 58 | 119 | 38-151 | 69 | 40 | J(D6) |
| Ethyl methacrylate | ug/L | 0.50U | 20 | 20 | 10.8 | 15.9 | 54 | 79 | 45-132 | 38 | 40 | |
| Ethylbenzene | ug/L | 0.50U | 20 | 20 | 12.3 | 14.2 | 62 | 71 | 43-130 | 14 | 40 | |
| Hexachloro-1,3-butadiene | ug/L | 0.50U | 20 | 20 | 7.6 | 11.6 | 38 | 58 | 35-136 | 42 | 40 | J(D6) |
| Iodomethane | ug/L | 0.50U | 20 | 20 | 12.5 | 16.8 | 62 | 84 | 20-169 | 29 | 40 | |
| Isobutyl Alcohol | ug/L | 10.0U | 400 | 400 | 225 | 271 | 56 | 68 | 20-175 | 19 | 40 | |
| Methacrylonitrile | ug/L | 5.0U | 200 | 200 | 116 | 161 | 58 | 81 | 50-149 | 32 | 40 | |
| Methyl methacrylate | ug/L | 5.0U | 20 | 20 | 10.7 | 15.6 | 54 | 78 | 48-130 | 37 | 40 | |

**Pace Analytical Services, Inc.**
8 East Tower Circle
Ormond Beach, FL 32174
(386)672-5668

# QUALITY CONTROL DATA

Project: Tomoka Semi-annual LF
Pace Project No.: 3542893

MATRIX SPIKE & MATRIX SPIKE DUPLICATE: 292035 292036

| Parameter | Units | 3542893006 Result | MS Spike Conc. | MSD Spike Conc. | MS Result | MSD Result | MS % Rec | MSD % Rec | % Rec Limits | RPD | Max RPD | Qual |
|---|---|---|---|---|---|---|---|---|---|---|---|---|
| Methylene Chloride | ug/L | 2.5U | 20 | 20 | 14.8 | 14.8 | 72 | 72 | 51-135 | .3 | 40 | |
| Propionitrile | ug/L | 5.0U | 200 | 200 | 105 | 151 | 52 | 75 | 54-130 | 36 | 40 | J(M1) |
| Styrene | ug/L | 0.50U | 20 | 20 | 12.2 | 13.8 | 61 | 69 | 40-130 | 12 | 40 | |
| Tetrachloroethene | ug/L | 0.50U | 20 | 20 | 10.4 | 13.0 | 52 | 65 | 26-130 | 22 | 40 | |
| Toluene | ug/L | 0.50U | 20 | 20 | 13.1 | 14.2 | 66 | 71 | 50-130 | 8 | 40 | |
| trans-1,2-Dichloroethene | ug/L | 0.50U | 20 | 20 | 12.9 | 13.8 | 65 | 69 | 48-142 | 7 | 40 | |
| trans-1,3-Dichloropropene | ug/L | 0.25U | 20 | 20 | 12.5 | 13.1 | 63 | 66 | 45-130 | 5 | 40 | |
| trans-1,4-Dichloro-2-butene | ug/L | 5.0U | 20 | 20 | 9.5 I | 13.5 | 47 | 68 | 20-139 | | 40 | |
| Trichloroethene | ug/L | 0.50U | 20 | 20 | 13.0 | 14.6 | 65 | 73 | 42-133 | 12 | 40 | |
| Trichlorofluoromethane | ug/L | 0.50U | 20 | 20 | 12.1 | 22.5 | 61 | 112 | 46-146 | 60 | 40 | J(D6) |
| Vinyl acetate | ug/L | 1.0U | 20 | 20 | 5.6 | 13.6 | 28 | 68 | 20-165 | 84 | 40 | J(D6) |
| Vinyl chloride | ug/L | 0.50U | 20 | 20 | 14.5 | 20.9 | 73 | 104 | 57-142 | 36 | 40 | |
| Xylene (Total) | ug/L | 0.50U | 60 | 60 | 37.3 | 42.8 | 62 | 71 | 42-130 | 14 | 40 | |
| 1,2-Dichloroethane-d4 (S) | % | | | | | | 100 | 98 | 86-125 | | | |
| 4-Bromofluorobenzene (S) | % | | | | | | 102 | 102 | 70-114 | | | |
| Dibromofluoromethane (S) | % | | | | | | 102 | 104 | 88-117 | | | |
| Toluene-d8 (S) | % | | | | | | 100 | 102 | 87-113 | | | |

**Pace Analytical Services, Inc.**
8 East Tower Circle
Ormond Beach, FL 32174
(386)672-5668

# QUALITY CONTROL DATA

Project: Tomoka Semi-annual LF
Pace Project No.: 3542893

QC Batch: MSV/4141 | Analysis Method: EPA 8260
QC Batch Method: EPA 8260 | Analysis Description: 8260 MSV
Associated Lab Samples: 3542893008, 3542893009

METHOD BLANK: 292153 | Matrix: Water
Associated Lab Samples: 3542893008, 3542893009

| Parameter | Units | Blank Result | Reporting Limit | Analyzed | Qualifiers |
|---|---|---|---|---|---|
| 1,1,1,2-Tetrachloroethane | ug/L | 0.50U | 1.0 | 11/16/11 00:21 | |
| 1,1,1-Trichloroethane | ug/L | 0.50U | 1.0 | 11/16/11 00:21 | |
| 1,1,2,2-Tetrachloroethane | ug/L | 0.12U | 0.50 | 11/16/11 00:21 | |
| 1,1,2-Trichloroethane | ug/L | 0.50U | 1.0 | 11/16/11 00:21 | |
| 1,1-Dichloroethane | ug/L | 0.50U | 1.0 | 11/16/11 00:21 | |
| 1,1-Dichloroethene | ug/L | 0.50U | 1.0 | 11/16/11 00:21 | |
| 1,1-Dichloropropene | ug/L | 0.50U | 1.0 | 11/16/11 00:21 | |
| 1,2,3-Trichloropropane | ug/L | 0.36U | 0.50 | 11/16/11 00:21 | |
| 1,2,4-Trichlorobenzene | ug/L | 0.50U | 1.0 | 11/16/11 00:21 | |
| 1,2-Dibromo-3-chloropropane | ug/L | 1.0U | 2.0 | 11/16/11 00:21 | |
| 1,2-Dibromoethane (EDB) | ug/L | 0.50U | 1.0 | 11/16/11 00:21 | |
| 1,2-Dichloroethane | ug/L | 0.50U | 1.0 | 11/16/11 00:21 | |
| 1,2-Dichloropropane | ug/L | 0.50U | 1.0 | 11/16/11 00:21 | |
| 1,3-Dichloropropane | ug/L | 0.50U | 1.0 | 11/16/11 00:21 | |
| 2,2-Dichloropropane | ug/L | 0.50U | 1.0 | 11/16/11 00:21 | |
| 2-Butanone (MEK) | ug/L | 5.0U | 10.0 | 11/16/11 00:21 | |
| 2-Hexanone | ug/L | 5.0U | 10.0 | 11/16/11 00:21 | |
| 4-Methyl-2-pentanone (MIBK) | ug/L | 5.0U | 10.0 | 11/16/11 00:21 | |
| Acetone | ug/L | 5.0U | 10.0 | 11/16/11 00:21 | |
| Acetonitrile | ug/L | 5.0U | 10.0 | 11/16/11 00:21 | |
| Acrolein | ug/L | 10.0U | 20.0 | 11/16/11 00:21 | |
| Acrylonitrile | ug/L | 5.0U | 10.0 | 11/16/11 00:21 | |
| Allyl chloride | ug/L | 0.50U | 1.0 | 11/16/11 00:21 | |
| Benzene | ug/L | 0.50U | 1.0 | 11/16/11 00:21 | |
| Bromochloromethane | ug/L | 0.50U | 1.0 | 11/16/11 00:21 | |
| Bromodichloromethane | ug/L | 0.27U | 0.60 | 11/16/11 00:21 | |
| Bromoform | ug/L | 0.50U | 1.0 | 11/16/11 00:21 | |
| Bromomethane | ug/L | 0.50U | 1.0 | 11/16/11 00:21 | |
| Carbon disulfide | ug/L | 5.0U | 10.0 | 11/16/11 00:21 | |
| Carbon tetrachloride | ug/L | 0.50U | 1.0 | 11/16/11 00:21 | |
| Chlorobenzene | ug/L | 0.50U | 1.0 | 11/16/11 00:21 | |
| Chloroethane | ug/L | 0.50U | 1.0 | 11/16/11 00:21 | |
| Chloroform | ug/L | 0.50U | 1.0 | 11/16/11 00:21 | |
| Chloromethane | ug/L | 0.62U | 1.0 | 11/16/11 00:21 | |
| Chloroprene | ug/L | 0.50U | 1.0 | 11/16/11 00:21 | |
| cis-1,2-Dichloroethene | ug/L | 0.50U | 1.0 | 11/16/11 00:21 | |
| cis-1,3-Dichloropropene | ug/L | 0.25U | 0.50 | 11/16/11 00:21 | |
| Dibromochloromethane | ug/L | 0.26U | 0.50 | 11/16/11 00:21 | |
| Dibromomethane | ug/L | 0.50U | 1.0 | 11/16/11 00:21 | |
| Dichlorodifluoromethane | ug/L | 0.50U | 1.0 | 11/16/11 00:21 | |
| Ethyl methacrylate | ug/L | 0.50U | 1.0 | 11/16/11 00:21 | |
| Ethylbenzene | ug/L | 0.50U | 1.0 | 11/16/11 00:21 | |
| Hexachloro-1,3-butadiene | ug/L | 0.50U | 1.0 | 11/16/11 00:21 | |

**Pace Analytical Services, Inc.**
8 East Tower Circle
Ormond Beach, FL 32174
(386)672-5668

# QUALITY CONTROL DATA

Project: Tomoka Semi-annual LF
Pace Project No.: 3542893

METHOD BLANK: 292153 Matrix: Water

Associated Lab Samples: 3542893008, 3542893009

| Parameter | Units | Blank Result | Reporting Limit | Analyzed | Qualifiers |
|---|---|---|---|---|---|
| Iodomethane | ug/L | 0.50U | 1.0 | 11/16/11 00:21 | |
| Isobutyl Alcohol | ug/L | 10.0U | 20.0 | 11/16/11 00:21 | |
| Methacrylonitrile | ug/L | 5.0U | 10.0 | 11/16/11 00:21 | |
| Methyl methacrylate | ug/L | 5.0U | 10.0 | 11/16/11 00:21 | |
| Methylene Chloride | ug/L | 2.5U | 5.0 | 11/16/11 00:21 | |
| Propionitrile | ug/L | 5.0U | 10.0 | 11/16/11 00:21 | |
| Styrene | ug/L | 0.50U | 1.0 | 11/16/11 00:21 | |
| Tetrachloroethene | ug/L | 0.50U | 1.0 | 11/16/11 00:21 | |
| Toluene | ug/L | 0.50U | 1.0 | 11/16/11 00:21 | |
| trans-1,2-Dichloroethene | ug/L | 0.50U | 1.0 | 11/16/11 00:21 | |
| trans-1,3-Dichloropropene | ug/L | 0.25U | 0.50 | 11/16/11 00:21 | |
| trans-1,4-Dichloro-2-butene | ug/L | 5.0U | 10.0 | 11/16/11 00:21 | |
| Trichloroethene | ug/L | 0.50U | 1.0 | 11/16/11 00:21 | |
| Trichlorofluoromethane | ug/L | 0.50U | 1.0 | 11/16/11 00:21 | |
| Vinyl acetate | ug/L | 1.0U | 2.0 | 11/16/11 00:21 | |
| Vinyl chloride | ug/L | 0.50U | 1.0 | 11/16/11 00:21 | |
| Xylene (Total) | ug/L | 0.50U | 1.0 | 11/16/11 00:21 | |
| 1,2-Dichloroethane-d4 (S) | % | 99 | 86-125 | 11/16/11 00:21 | |
| 4-Bromofluorobenzene (S) | % | 90 | 70-114 | 11/16/11 00:21 | |
| Dibromofluoromethane (S) | % | 100 | 88-117 | 11/16/11 00:21 | |
| Toluene-d8 (S) | % | 100 | 87-113 | 11/16/11 00:21 | |

LABORATORY CONTROL SAMPLE: 292154

| Parameter | Units | Spike Conc. | LCS Result | LCS % Rec | % Rec Limits | Qualifiers |
|---|---|---|---|---|---|---|
| 1,1,1,2-Tetrachloroethane | ug/L | 20 | 19.3 | 97 | 70-130 | |
| 1,1,1-Trichloroethane | ug/L | 20 | 19.0 | 95 | 70-130 | |
| 1,1,2,2-Tetrachloroethane | ug/L | 20 | 21.8 | 109 | 70-130 | |
| 1,1,2-Trichloroethane | ug/L | 20 | 20.8 | 104 | 70-130 | |
| 1,1-Dichloroethane | ug/L | 20 | 21.8 | 109 | 70-130 | |
| 1,1-Dichloroethene | ug/L | 20 | 20.1 | 101 | 70-130 | |
| 1,1-Dichloropropene | ug/L | 20 | 18.9 | 94 | 70-130 | |
| 1,2,3-Trichloropropane | ug/L | 20 | 23.0 | 115 | 70-130 | |
| 1,2,4-Trichlorobenzene | ug/L | 20 | 19.1 | 95 | 70-130 | |
| 1,2-Dibromo-3-chloropropane | ug/L | 20 | 22.1 | 110 | 64-130 | |
| 1,2-Dibromoethane (EDB) | ug/L | 20 | 20.7 | 104 | 70-130 | |
| 1,2-Dichloroethane | ug/L | 20 | 19.2 | 96 | 70-130 | |
| 1,2-Dichloropropane | ug/L | 20 | 21.8 | 109 | 70-130 | |
| 1,3-Dichloropropane | ug/L | 20 | 20.3 | 101 | 70-130 | |
| 2,2-Dichloropropane | ug/L | 20 | 18.3 | 92 | 70-131 | |
| 2-Butanone (MEK) | ug/L | 20 | 24.6 | 123 | 55-167 | |
| 2-Hexanone | ug/L | 20 | 23.9 | 119 | 65-130 | |
| 4-Methyl-2-pentanone (MIBK) | ug/L | 20 | 24.2 | 121 | 70-130 | |
| Acetone | ug/L | 20 | 20.4 | 102 | 40-150 | |
| Acetonitrile | ug/L | 200 | 254 | 127 | 63-138 | |

**Pace Analytical Services, Inc.**
8 East Tower Circle
Ormond Beach, FL 32174
(386)672-5668

# QUALITY CONTROL DATA

Project: Tomoka Semi-annual LF
Pace Project No.: 3542893

LABORATORY CONTROL SAMPLE: 292154

| Parameter | Units | Spike Conc. | LCS Result | LCS % Rec | % Rec Limits | Qualifiers |
|---|---|---|---|---|---|---|
| Acrolein | ug/L | 200 | 358 | 179 | 44-170 | J(L0) |
| Acrylonitrile | ug/L | 200 | 261 | 130 | 70-130 | |
| Allyl chloride | ug/L | 20 | 21.1 | 106 | 70-130 | |
| Benzene | ug/L | 20 | 20.8 | 104 | 70-130 | |
| Bromochloromethane | ug/L | 20 | 19.4 | 97 | 70-130 | |
| Bromodichloromethane | ug/L | 20 | 20.6 | 103 | 70-130 | |
| Bromoform | ug/L | 20 | 17.4 | 87 | 68-130 | |
| Bromomethane | ug/L | 20 | 25.0 | 125 | 38-179 | |
| Carbon disulfide | ug/L | 20 | 17.7 | 88 | 51-155 | |
| Carbon tetrachloride | ug/L | 20 | 20.5 | 103 | 70-130 | |
| Chlorobenzene | ug/L | 20 | 19.5 | 97 | 70-130 | |
| Chloroethane | ug/L | 20 | 27.8 | 139 | 59-149 | |
| Chloroform | ug/L | 20 | 20.2 | 101 | 70-130 | |
| Chloromethane | ug/L | 20 | 27.4 | 137 | 68-130 | J(L0) |
| Chloroprene | ug/L | 20 | 17.4 | 87 | 70-130 | |
| cis-1,2-Dichloroethene | ug/L | 20 | 19.8 | 99 | 70-130 | |
| cis-1,3-Dichloropropene | ug/L | 20 | 19.4 | 97 | 70-130 | |
| Dibromochloromethane | ug/L | 20 | 17.5 | 88 | 70-130 | |
| Dibromomethane | ug/L | 20 | 19.3 | 97 | 70-130 | |
| Dichlorodifluoromethane | ug/L | 20 | 23.9 | 119 | 67-130 | |
| Ethyl methacrylate | ug/L | 20 | 22.8 | 114 | 70-130 | |
| Ethylbenzene | ug/L | 20 | 20.2 | 101 | 70-130 | |
| Hexachloro-1,3-butadiene | ug/L | 20 | 16.9 | 84 | 70-130 | |
| Iodomethane | ug/L | 20 | 18.7 | 94 | 43-160 | |
| Isobutyl Alcohol | ug/L | 400 | 584 | 146 | 66-135 | J(L0) |
| Methacrylonitrile | ug/L | 200 | 232 | 116 | 70-130 | |
| Methyl methacrylate | ug/L | 20 | 22.1 | 111 | 70-130 | |
| Methylene Chloride | ug/L | 20 | 22.9 | 114 | 70-130 | |
| Propionitrile | ug/L | 200 | 243 | 122 | 70-130 | |
| Styrene | ug/L | 20 | 19.4 | 97 | 70-130 | |
| Tetrachloroethene | ug/L | 20 | 18.2 | 91 | 66-133 | |
| Toluene | ug/L | 20 | 19.4 | 97 | 70-130 | |
| trans-1,2-Dichloroethene | ug/L | 20 | 20.9 | 104 | 70-130 | |
| trans-1,3-Dichloropropene | ug/L | 20 | 18.5 | 92 | 70-130 | |
| trans-1,4-Dichloro-2-butene | ug/L | 20 | 14.2 | 71 | 65-130 | |
| Trichloroethene | ug/L | 20 | 20.6 | 103 | 70-130 | |
| Trichlorofluoromethane | ug/L | 20 | 19.8 | 99 | 70-131 | |
| Vinyl acetate | ug/L | 20 | 19.2 | 96 | 69-135 | |
| Vinyl chloride | ug/L | 20 | 22.4 | 112 | 69-140 | |
| Xylene (Total) | ug/L | 60 | 60.5 | 101 | 70-130 | |
| 1,2-Dichloroethane-d4 (S) | % | | | 92 | 86-125 | |
| 4-Bromofluorobenzene (S) | % | | | 94 | 70-114 | |
| Dibromofluoromethane (S) | % | | | 100 | 88-117 | |
| Toluene-d8 (S) | % | | | 104 | 87-113 | |

**Pace Analytical Services, Inc.**
8 East Tower Circle
Ormond Beach, FL 32174
(386)672-5668

# QUALITY CONTROL DATA

Project: Tomoka Semi-annual LF
Pace Project No.: 3542893

MATRIX SPIKE & MATRIX SPIKE DUPLICATE: 292155 292156

| Parameter | Units | 3543258001 Result | MS Spike Conc. | MSD Spike Conc. | MS Result | MSD Result | MS % Rec | MSD % Rec | % Rec Limits | RPD | Max RPD | Qual |
|---|---|---|---|---|---|---|---|---|---|---|---|---|
| 1,1,1,2-Tetrachloroethane | ug/L | 0.50U | 20 | 20 | 19.4 | 20.3 | 97 | 101 | 39-130 | 5 | 40 | |
| 1,1,1-Trichloroethane | ug/L | 0.50U | 20 | 20 | 19.8 | 20.9 | 99 | 105 | 47-141 | 6 | 40 | |
| 1,1,2,2-Tetrachloroethane | ug/L | 0.12U | 20 | 20 | 22.4 | 22.9 | 112 | 115 | 49-131 | 2 | 40 | |
| 1,1,2-Trichloroethane | ug/L | 0.50U | 20 | 20 | 21.4 | 21.9 | 107 | 110 | 50-130 | 2 | 40 | |
| 1,1-Dichloroethane | ug/L | 0.50U | 20 | 20 | 23.8 | 24.7 | 119 | 124 | 54-137 | 4 | 40 | |
| 1,1-Dichloroethene | ug/L | 0.50U | 20 | 20 | 20.4 | 22.8 | 102 | 114 | 45-155 | 11 | 40 | |
| 1,1-Dichloropropene | ug/L | 0.50U | 20 | 20 | 17.1 | 20.0 | 85 | 100 | 61-141 | 16 | 40 | |
| 1,2,3-Trichloropropane | ug/L | 0.36U | 20 | 20 | 22.3 | 21.8 | 112 | 109 | 31-132 | 2 | 40 | |
| 1,2,4-Trichlorobenzene | ug/L | 0.50U | 20 | 20 | 10.7 | 16.4 | 53 | 82 | 34-138 | 42 | 40 | J(D6) |
| 1,2-Dibromo-3-chloropropane | ug/L | 1.0U | 20 | 20 | 15.0 | 20.2 | 75 | 101 | 37-130 | 30 | 40 | |
| 1,2-Dibromoethane (EDB) | ug/L | 0.50U | 20 | 20 | 19.4 | 21.1 | 97 | 106 | 51-132 | 8 | 40 | |
| 1,2-Dichloroethane | ug/L | 0.50U | 20 | 20 | 19.9 | 21.1 | 100 | 106 | 54-130 | 6 | 40 | |
| 1,2-Dichloropropane | ug/L | 0.50U | 20 | 20 | 22.2 | 23.6 | 111 | 118 | 53-130 | 6 | 40 | |
| 1,3-Dichloropropane | ug/L | 0.50U | 20 | 20 | 19.8 | 20.9 | 99 | 105 | 59-127 | 6 | 40 | |
| 2,2-Dichloropropane | ug/L | 0.50U | 20 | 20 | 15.4 | 15.8 | 77 | 79 | 24-133 | 3 | 40 | |
| 2-Butanone (MEK) | ug/L | 5.0U | 20 | 20 | 22.0 | 22.2 | 110 | 111 | 48-138 | .8 | 40 | |
| 2-Hexanone | ug/L | 5.0U | 20 | 20 | 21.7 | 21.5 | 109 | 107 | 38-130 | 1 | 40 | |
| 4-Methyl-2-pentanone (MIBK) | ug/L | 5.0U | 20 | 20 | 23.1 | 22.4 | 115 | 112 | 28-143 | 3 | 40 | |
| Acetone | ug/L | 5.0U | 20 | 20 | 13.2 | 13.2 | 66 | 66 | 20-140 | .5 | 40 | |
| Acetonitrile | ug/L | 5.0U | 200 | 200 | 247 | 248 | 124 | 124 | 44-138 | .3 | 40 | |
| Acrolein | ug/L | 10.0U | 200 | 200 | 176 | 175 | 88 | 87 | 20-159 | .7 | 40 | |
| Acrylonitrile | ug/L | 5.0U | 200 | 200 | 260 | 252 | 130 | 126 | 46-130 | 3 | 40 | |
| Allyl chloride | ug/L | 0.50U | 20 | 20 | 22.2 | 22.5 | 111 | 112 | 53-148 | 1 | 40 | |
| Benzene | ug/L | 0.50U | 20 | 20 | 21.4 | 22.4 | 107 | 112 | 53-132 | 5 | 40 | |
| Bromochloromethane | ug/L | 0.50U | 20 | 20 | 20.6 | 9.4 | 103 | 47 | 54-132 | 75 | 40 | J(D6), J(M1) |
| Bromodichloromethane | ug/L | 0.27U | 20 | 20 | 20.6 | 21.2 | 103 | 106 | 46-130 | 3 | 40 | |
| Bromoform | ug/L | 0.50U | 20 | 20 | 15.5 | 17.0 | 78 | 85 | 32-130 | 9 | 40 | |
| Bromomethane | ug/L | 0.50U | 20 | 20 | 21.5 | 24.5 | 107 | 123 | 20-152 | 13 | 40 | |
| Carbon disulfide | ug/L | 5.0U | 20 | 20 | 16.1 | 18.4 | 79 | 90 | 28-184 | 13 | 40 | |
| Carbon tetrachloride | ug/L | 0.50U | 20 | 20 | 19.4 | 21.0 | 97 | 105 | 37-137 | 8 | 40 | |
| Chlorobenzene | ug/L | 0.50U | 20 | 20 | 18.4 | 20.5 | 92 | 102 | 46-130 | 11 | 40 | |
| Chloroethane | ug/L | 0.50U | 20 | 20 | 25.9 | 28.2 | 129 | 141 | 48-159 | 8 | 40 | |
| Chloroform | ug/L | 0.50U | 20 | 20 | 20.5 | 21.9 | 103 | 110 | 51-130 | 6 | 40 | |
| Chloromethane | ug/L | 0.62U | 20 | 20 | 27.1 | 28.2 | 136 | 141 | 39-144 | 4 | 40 | |
| Chloroprene | ug/L | 0.50U | 20 | 20 | 17.5 | 18.5 | 88 | 92 | 39-157 | 5 | 40 | |
| cis-1,2-Dichloroethene | ug/L | 0.50U | 20 | 20 | 20.2 | 21.3 | 100 | 106 | 54-130 | 5 | 40 | |
| cis-1,3-Dichloropropene | ug/L | 0.25U | 20 | 20 | 16.7 | 17.8 | 83 | 89 | 45-130 | 6 | 40 | |
| Dibromochloromethane | ug/L | 0.26U | 20 | 20 | 16.9 | 18.0 | 84 | 90 | 43-130 | 7 | 40 | |
| Dibromomethane | ug/L | 0.50U | 20 | 20 | 19.4 | 20.3 | 97 | 101 | 50-130 | 5 | 40 | |
| Dichlorodifluoromethane | ug/L | 0.50U | 20 | 20 | 17.9 | 24.4 | 90 | 122 | 38-151 | 31 | 40 | |
| Ethyl methacrylate | ug/L | 0.50U | 20 | 20 | 21.4 | 21.8 | 107 | 109 | 45-132 | 2 | 40 | |
| Ethylbenzene | ug/L | 0.50U | 20 | 20 | 17.9 | 20.7 | 90 | 104 | 43-130 | 14 | 40 | |
| Hexachloro-1,3-butadiene | ug/L | 0.50U | 20 | 20 | 7.8 | 15.2 | 39 | 76 | 35-136 | 65 | 40 | J(D6) |
| Iodomethane | ug/L | 0.50U | 20 | 20 | 16.7 | 17.6 | 83 | 88 | 20-169 | 6 | 40 | |
| Isobutyl Alcohol | ug/L | 10.0U | 400 | 400 | 432 | 388 | 108 | 97 | 20-175 | 11 | 40 | |
| Methacrylonitrile | ug/L | 5.0U | 200 | 200 | 243 | 238 | 122 | 119 | 50-149 | 2 | 40 | |

**Pace Analytical Services, Inc.**
8 East Tower Circle
Ormond Beach, FL 32174
(386)672-5668

# QUALITY CONTROL DATA

Project: Tomoka Semi-annual LF
Pace Project No.: 3542893

MATRIX SPIKE & MATRIX SPIKE DUPLICATE: 292155 292156

| Parameter | Units | 3543258001 Result | MS Spike Conc. | MSD Spike Conc. | MS Result | MSD Result | MS % Rec | MSD % Rec | % Rec Limits | RPD | Max RPD | Qual |
|---|---|---|---|---|---|---|---|---|---|---|---|---|
| Methyl methacrylate | ug/L | 5.0U | 20 | 20 | 21.0 | 20.5 | 105 | 103 | 48-130 | 2 | 40 | |
| Methylene Chloride | ug/L | 2.5U | 20 | 20 | 23.6 | 24.5 | 117 | 122 | 51-135 | 4 | 40 | |
| Propionitrile | ug/L | 5.0U | 200 | 200 | 238 | 227 | 119 | 114 | 54-130 | 5 | 40 | |
| Styrene | ug/L | 0.50U | 20 | 20 | 18.0 | 20.3 | 90 | 102 | 40-130 | 12 | 40 | |
| Tetrachloroethene | ug/L | 0.50U | 20 | 20 | 12.7 | 17.1 | 63 | 86 | 26-130 | 30 | 40 | |
| Toluene | ug/L | 0.50U | 20 | 20 | 18.8 | 20.2 | 94 | 101 | 50-130 | 7 | 40 | |
| trans-1,2-Dichloroethene | ug/L | 0.50U | 20 | 20 | 20.4 | 23.3 | 102 | 116 | 48-142 | 13 | 40 | |
| trans-1,3-Dichloropropene | ug/L | 0.25U | 20 | 20 | 16.8 | 18.4 | 84 | 92 | 45-130 | 9 | 40 | |
| trans-1,4-Dichloro-2-butene | ug/L | 5.0U | 20 | 20 | 11.7 | 10.7 | 58 | 54 | 20-139 | 8 | 40 | |
| Trichloroethene | ug/L | 0.50U | 20 | 20 | 19.6 | 21.1 | 98 | 106 | 42-133 | 7 | 40 | |
| Trichlorofluoromethane | ug/L | 0.50U | 20 | 20 | 0.50U | 20.0 | 0 | 100 | 46-146 | | 40 | J(M1) |
| Vinyl acetate | ug/L | 1.0U | 20 | 20 | 6.1 | 14.2 | 31 | 71 | 20-165 | 79 | 40 | J(D6) |
| Vinyl chloride | ug/L | 0.50U | 20 | 20 | 22.6 | 25.0 | 113 | 125 | 57-142 | 10 | 40 | |
| Xylene (Total) | ug/L | 0.50U | 60 | 60 | 51.2 | 60.3 | 85 | 101 | 42-130 | 16 | 40 | |
| 1,2-Dichloroethane-d4 (S) | % | | | | | | 96 | 96 | 86-125 | | | |
| 4-Bromofluorobenzene (S) | % | | | | | | 92 | 92 | 70-114 | | | |
| Dibromofluoromethane (S) | % | | | | | | 102 | 100 | 88-117 | | | |
| Toluene-d8 (S) | % | | | | | | 100 | 100 | 87-113 | | | |

**Pace Analytical Services, Inc.**
8 East Tower Circle
Ormond Beach, FL 32174
(386)672-5668

# QUALITY CONTROL DATA

Project: Tomoka Semi-annual LF
Pace Project No.: 3542893

QC Batch: OEXT/6418 Analysis Method: EPA 8011
QC Batch Method: EPA 8011 Analysis Description: 8011 EDB DBCP
Associated Lab Samples: 3542893001, 3542893003, 3542893004

METHOD BLANK: 289844 Matrix: Water
Associated Lab Samples: 3542893001, 3542893003, 3542893004

| Parameter | Units | Blank Result | Reporting Limit | Analyzed | Qualifiers |
|---|---|---|---|---|---|
| 1,2-Dibromo-3-chloropropane | ug/L | 0.0049U | 0.020 | 11/14/11 14:25 | |
| 1,2-Dibromoethane (EDB) | ug/L | 0.0062U | 0.010 | 11/14/11 14:25 | |

LABORATORY CONTROL SAMPLE: 289845

| Parameter | Units | Spike Conc. | LCS Result | LCS % Rec | % Rec Limits | Qualifiers |
|---|---|---|---|---|---|---|
| 1,2-Dibromo-3-chloropropane | ug/L | .25 | 0.26 | 105 | 60-140 | |
| 1,2-Dibromoethane (EDB) | ug/L | .25 | 0.27 | 106 | 60-140 | |

MATRIX SPIKE & MATRIX SPIKE DUPLICATE: 289846 289847

| Parameter | Units | 3542657001 Result | MS Spike Conc. | MSD Spike Conc. | MS Result | MSD Result | MS % Rec | MSD % Rec | % Rec Limits | RPD | Max RPD | Qual |
|---|---|---|---|---|---|---|---|---|---|---|---|---|
| 1,2-Dibromo-3-chloropropane | ug/L | 0.0049 U | .44 | .44 | 0.50 | 0.49 | 114 | 111 | 60-140 | 3 | 40 | |
| 1,2-Dibromoethane (EDB) | ug/L | 0.0062 U | .44 | .44 | 0.51 | 0.47 | 117 | 108 | 60-140 | 7 | 40 | |

**Pace Analytical Services, Inc.**
8 East Tower Circle
Ormond Beach, FL 32174
(386)672-5668

# QUALITY CONTROL DATA

Project: Tomoka Semi-annual LF
Pace Project No.: 3542893

QC Batch: OEXT/6469 | Analysis Method: EPA 8011
QC Batch Method: EPA 8011 | Analysis Description: 8011 EDB DBCP
Associated Lab Samples: 3542893006, 3542893007, 3542893008

METHOD BLANK: 292563 | Matrix: Water
Associated Lab Samples: 3542893006, 3542893007, 3542893008

| Parameter | Units | Blank Result | Reporting Limit | Analyzed | Qualifiers |
|---|---|---|---|---|---|
| 1,2-Dibromo-3-chloropropane | ug/L | 0.0049U | 0.020 | 11/17/11 16:26 | |
| 1,2-Dibromoethane (EDB) | ug/L | 0.0062U | 0.010 | 11/17/11 16:26 | |

LABORATORY CONTROL SAMPLE: 292564

| Parameter | Units | Spike Conc. | LCS Result | LCS % Rec | % Rec Limits | Qualifiers |
|---|---|---|---|---|---|---|
| 1,2-Dibromo-3-chloropropane | ug/L | .25 | 0.26 | 105 | 60-140 | |
| 1,2-Dibromoethane (EDB) | ug/L | .25 | 0.25 | 102 | 60-140 | |

MATRIX SPIKE & MATRIX SPIKE DUPLICATE: 293143 293144

| Parameter | Units | 3542893006 Result | MS Spike Conc. | MSD Spike Conc. | MS Result | MSD Result | MS % Rec | MSD % Rec | % Rec Limits | RPD | Max RPD | Qual |
|---|---|---|---|---|---|---|---|---|---|---|---|---|
| 1,2-Dibromo-3-chloropropane | ug/L | 0.0049 U | .44 | .44 | 0.48 | 0.51 | 111 | 116 | 60-140 | 5 | 40 | |
| 1,2-Dibromoethane (EDB) | ug/L | 0.0062 U | .44 | .44 | 0.50 | 0.53 | 115 | 121 | 60-140 | 5 | 40 | |

**Pace Analytical Services, Inc.**
8 East Tower Circle
Ormond Beach, FL 32174
(386)672-5668

# QUALITY CONTROL DATA

Project: Tomoka Semi-annual LF
Pace Project No.: 3542893

QC Batch: OEXT/6413 Analysis Method: EPA 8081
QC Batch Method: EPA 3510 Analysis Description: 8081 GCS Pesticides
Associated Lab Samples: 3542893001, 3542893003, 3542893004, 3542893006, 3542893007, 3542893008

METHOD BLANK: 289748 Matrix: Water
Associated Lab Samples: 3542893001, 3542893003, 3542893004, 3542893006, 3542893007, 3542893008

| Parameter | Units | Blank Result | Reporting Limit | Analyzed | Qualifiers |
|---|---|---|---|---|---|
| 4,4'-DDD | ug/L | 0.0019U | 0.010 | 11/17/11 21:57 | |
| 4,4'-DDE | ug/L | 0.00090U | 0.010 | 11/17/11 21:57 | |
| 4,4'-DDT | ug/L | 0.0036U | 0.010 | 11/17/11 21:57 | |
| Aldrin | ug/L | 0.00050U | 0.010 | 11/17/11 21:57 | |
| alpha-BHC | ug/L | 0.00030U | 0.010 | 11/17/11 21:57 | |
| beta-BHC | ug/L | 0.00050U | 0.010 | 11/17/11 21:57 | |
| Chlordane (Technical) | ug/L | 0.080U | 0.50 | 11/17/11 21:57 | |
| Chlorobenzilate | ug/L | 0.021U | 0.10 | 11/17/11 21:57 | |
| delta-BHC | ug/L | 0.00040U | 0.010 | 11/17/11 21:57 | |
| Dieldrin | ug/L | 0.00050U | 0.010 | 11/17/11 21:57 | |
| Endosulfan I | ug/L | 0.00070U | 0.010 | 11/17/11 21:57 | |
| Endosulfan II | ug/L | 0.00070U | 0.010 | 11/17/11 21:57 | |
| Endosulfan sulfate | ug/L | 0.00060U | 0.010 | 11/17/11 21:57 | |
| Endrin | ug/L | 0.0017U | 0.010 | 11/17/11 21:57 | |
| Endrin aldehyde | ug/L | 0.0071U | 0.010 | 11/17/11 21:57 | |
| gamma-BHC (Lindane) | ug/L | 0.00020U | 0.010 | 11/17/11 21:57 | |
| Heptachlor | ug/L | 0.0015U | 0.010 | 11/17/11 21:57 | |
| Heptachlor epoxide | ug/L | 0.00040U | 0.010 | 11/17/11 21:57 | |
| Methoxychlor | ug/L | 0.0070U | 0.010 | 11/17/11 21:57 | |
| Pentachloronitrobenzene | ug/L | 0.015U | 0.10 | 11/17/11 21:57 | |
| Toxaphene | ug/L | 0.28U | 0.50 | 11/17/11 21:57 | |
| Decachlorobiphenyl (S) | % | 94 | 41.7-109.1 | 11/17/11 21:57 | |
| Tetrachloro-m-xylene (S) | % | 69 | 66.5-120.3 | 11/17/11 21:57 | |

LABORATORY CONTROL SAMPLE: 289749

| Parameter | Units | Spike Conc. | LCS Result | LCS % Rec | % Rec Limits | Qualifiers |
|---|---|---|---|---|---|---|
| 4,4'-DDD | ug/L | .5 | 0.51 | 103 | 74-122 | |
| 4,4'-DDE | ug/L | .5 | 0.50 | 101 | 74-117 | |
| 4,4'-DDT | ug/L | .5 | 0.52 | 104 | 81-117 | |
| Aldrin | ug/L | .5 | 0.43 | 86 | 56-112 | |
| alpha-BHC | ug/L | .5 | 0.46 | 92 | 66-110 | |
| beta-BHC | ug/L | .5 | 0.48 | 96 | 77-121 | |
| delta-BHC | ug/L | .5 | 0.50 | 100 | 46-108 | |
| Dieldrin | ug/L | .5 | 0.53 | 107 | 76-122 | |
| Endosulfan I | ug/L | .5 | 0.51 | 102 | 75-122 | |
| Endosulfan II | ug/L | .5 | 0.51 | 102 | 75-126 | |
| Endosulfan sulfate | ug/L | .5 | 0.51 | 103 | 74-118 | |
| Endrin | ug/L | .5 | 0.49 | 98 | 71-122 | |
| Endrin aldehyde | ug/L | .5 | 0.53 | 106 | 76-122 | |
| gamma-BHC (Lindane) | ug/L | .5 | 0.46 | 92 | 64-119 | |

**Pace Analytical Services, Inc.**
8 East Tower Circle
Ormond Beach, FL 32174
(386)672-5668

# QUALITY CONTROL DATA

Project: Tomoka Semi-annual LF
Pace Project No.: 3542893

LABORATORY CONTROL SAMPLE: 289749

| Parameter | Units | Spike Conc. | LCS Result | LCS % Rec | % Rec Limits | Qualifiers |
|---|---|---|---|---|---|---|
| Heptachlor | ug/L | .5 | 0.46 | 92 | 64-116 | |
| Heptachlor epoxide | ug/L | .5 | 0.49 | 98 | 76-120 | |
| Methoxychlor | ug/L | .5 | 0.52 | 103 | 76-129 | |
| Decachlorobiphenyl (S) | % | | | 100 | 41.7-109.1 | |
| Tetrachloro-m-xylene (S) | % | | | 87 | 66.5-120.3 | |

MATRIX SPIKE & MATRIX SPIKE DUPLICATE: 290208 290209

| Parameter | Units | 3542962010 Result | MS Spike Conc. | MSD Spike Conc. | MS Result | MSD Result | MS % Rec | MSD % Rec | % Rec Limits | RPD | Max RPD | Qual |
|---|---|---|---|---|---|---|---|---|---|---|---|---|
| 4,4'-DDD | ug/L | 0.0018 U | 1 | .83 | 0.97 | 0.88 | 97 | 105 | 74-122 | 10 | 40 | |
| 4,4'-DDE | ug/L | 0.00085 U | 1 | .83 | 0.89 | 0.81 | 89 | 97 | 74-117 | 9 | 40 | |
| 4,4'-DDT | ug/L | 0.0034 U | 1 | .83 | 0.95 | 0.89 | 95 | 107 | 81-117 | 6 | 40 | |
| Aldrin | ug/L | 0.00047 U | 1 | .83 | 0.71 | 0.69 | 71 | 83 | 46-112 | 2 | 40 | |
| alpha-BHC | ug/L | 0.00028 U | 1 | .83 | 0.75 | 0.72 | 75 | 86 | 66-110 | 4 | 40 | |
| beta-BHC | ug/L | 0.00047 U | 1 | .83 | 0.86 | 0.80 | 86 | 96 | 77-121 | 7 | 40 | |
| delta-BHC | ug/L | 0.00038 U | 1 | .83 | 0.89 | 0.85 | 89 | 102 | 46-108 | 5 | 40 | |
| Dieldrin | ug/L | 0.00047 U | 1 | .83 | 1.0 | 0.94 | 100 | 113 | 76-122 | 6 | 40 | |
| Endosulfan I | ug/L | 0.00066 U | 1 | .83 | 0.89 | 0.85 | 89 | 101 | 75-122 | 6 | 40 | |
| Endosulfan II | ug/L | 0.00066 U | 1 | .83 | 0.92 | 0.85 | 92 | 102 | 75-126 | 9 | 40 | |
| Endosulfan sulfate | ug/L | 0.00057 U | 1 | .83 | 0.96 | 0.89 | 96 | 106 | 74-118 | 8 | 40 | |
| Endrin | ug/L | 0.0016 U | 1 | .83 | 0.91 | 0.90 | 91 | 108 | 71-122 | 1 | 40 | |
| Endrin aldehyde | ug/L | 0.0067 U | 1 | .83 | 0.98 | 0.92 | 98 | 110 | 76-122 | 7 | 40 | |
| gamma-BHC (Lindane) | ug/L | 0.00019 U | 1 | .83 | 0.77 | 0.73 | 77 | 88 | 64-119 | 5 | 40 | |
| Heptachlor | ug/L | 0.0014 U | 1 | .83 | 0.76 | 0.73 | 76 | 87 | 64-116 | 4 | 40 | |
| Heptachlor epoxide | ug/L | 0.00038 U | 1 | .83 | 0.84 | 0.79 | 84 | 95 | 76-120 | 7 | 40 | |
| Methoxychlor | ug/L | 0.0066 U | 1 | .83 | 0.94 | 0.88 | 94 | 106 | 76-129 | 7 | 40 | |
| Decachlorobiphenyl (S) | % | | | | | | 91 | 91 | 41.7-109 | | | |
| Tetrachloro-m-xylene (S) | % | | | | | | 63 | 73 | 66.5-120 | | | J(S1) |

**Pace Analytical Services, Inc.**
8 East Tower Circle
Ormond Beach, FL 32174
(386)672-5668

# QUALITY CONTROL DATA

Project: Tomoka Semi-annual LF
Pace Project No.: 3542893

QC Batch: OEXT/6414 Analysis Method: EPA 8082
QC Batch Method: EPA 3510 Analysis Description: 8082 GCS PCB
Associated Lab Samples: 3542893001, 3542893003, 3542893004, 3542893006, 3542893007, 3542893008

METHOD BLANK: 289750 Matrix: Water
Associated Lab Samples: 3542893001, 3542893003, 3542893004, 3542893006, 3542893007, 3542893008

| Parameter | Units | Blank Result | Reporting Limit | Analyzed | Qualifiers |
|---|---|---|---|---|---|
| PCB-1016 (Aroclor 1016) | ug/L | 0.080U | 0.50 | 11/15/11 17:02 | |
| PCB-1221 (Aroclor 1221) | ug/L | 0.081U | 0.50 | 11/15/11 17:02 | |
| PCB-1232 (Aroclor 1232) | ug/L | 0.12U | 0.50 | 11/15/11 17:02 | |
| PCB-1242 (Aroclor 1242) | ug/L | 0.13U | 0.50 | 11/15/11 17:02 | |
| PCB-1248 (Aroclor 1248) | ug/L | 0.28U | 0.50 | 11/15/11 17:02 | |
| PCB-1254 (Aroclor 1254) | ug/L | 0.14U | 0.50 | 11/15/11 17:02 | |
| PCB-1260 (Aroclor 1260) | ug/L | 0.11U | 0.50 | 11/15/11 17:02 | |
| Decachlorobiphenyl (S) | % | 101 | 63-121 | 11/15/11 17:02 | |
| Tetrachloro-m-xylene (S) | % | 56 | 48-111 | 11/15/11 17:02 | |

LABORATORY CONTROL SAMPLE: 289751

| Parameter | Units | Spike Conc. | LCS Result | LCS % Rec | % Rec Limits | Qualifiers |
|---|---|---|---|---|---|---|
| PCB-1016 (Aroclor 1016) | ug/L | 2.5 | 2.1 | 83 | 70-130 | |
| PCB-1221 (Aroclor 1221) | ug/L | | 0.081U | | | |
| PCB-1232 (Aroclor 1232) | ug/L | | 0.12U | | | |
| PCB-1242 (Aroclor 1242) | ug/L | | 0.13U | | | |
| PCB-1248 (Aroclor 1248) | ug/L | | 0.28U | | | |
| PCB-1254 (Aroclor 1254) | ug/L | | 0.14U | | | |
| PCB-1260 (Aroclor 1260) | ug/L | 2.5 | 2.3 | 92 | 70-130 | |
| Decachlorobiphenyl (S) | % | | | 72 | 63-121 | |
| Tetrachloro-m-xylene (S) | % | | | 69 | 48-111 | |

MATRIX SPIKE & MATRIX SPIKE DUPLICATE: 290210 290211

| Parameter | Units | 3542976002 Result | MS Spike Conc. | MSD Spike Conc. | MS Result | MSD Result | MS % Rec | MSD % Rec | % Rec Limits | RPD | Max RPD | Qual |
|---|---|---|---|---|---|---|---|---|---|---|---|---|
| PCB-1016 (Aroclor 1016) | ug/L | 0.078U | 5 | 4.2 | 3.8 | 3.5 | 77 | 83 | 70-130 | 10 | 40 | |
| PCB-1221 (Aroclor 1221) | ug/L | 0.079U | | | 0.16U | 0.14U | | | | | | |
| PCB-1232 (Aroclor 1232) | ug/L | 0.11U | | | 0.24U | 0.20U | | | | | | |
| PCB-1242 (Aroclor 1242) | ug/L | 0.12U | | | 0.25U | 0.21U | | | | | | |
| PCB-1248 (Aroclor 1248) | ug/L | 0.27U | | | 0.55U | 0.46U | | | | | | |
| PCB-1254 (Aroclor 1254) | ug/L | 0.14U | | | 0.29U | 0.24U | | | | | | |
| PCB-1260 (Aroclor 1260) | ug/L | 0.11U | 5 | 4.2 | 5.1 | 4.5 | 103 | 108 | 70-130 | 14 | 40 | |
| Decachlorobiphenyl (S) | % | | | | | | 101 | 89 | 63-121 | | | |
| Tetrachloro-m-xylene (S) | % | | | | | | 59 | 64 | 48-111 | | | |

**Pace Analytical Services, Inc.**
8 East Tower Circle
Ormond Beach, FL 32174
(386)672-5668

# QUALITY CONTROL DATA

Project: Tomoka Semi-annual LF
Pace Project No.: 3542893

QC Batch: OEXT/6403 Analysis Method: EPA 8141
QC Batch Method: EPA 3510 Analysis Description: 8141 GCS, O/P Pesticides
Associated Lab Samples: 3542893001, 3542893003, 3542893004, 3542893006, 3542893007, 3542893008

METHOD BLANK: 289404 Matrix: Water
Associated Lab Samples: 3542893001, 3542893003, 3542893004, 3542893006, 3542893007, 3542893008

| Parameter | Units | Blank Result | Reporting Limit | Analyzed | Qualifiers |
|---|---|---|---|---|---|
| Dimethoate | ug/L | 0.24U | 0.50 | 11/13/11 03:52 | |
| Disulfoton | ug/L | 0.26U | 0.50 | 11/13/11 03:52 | |
| Famphur | ug/L | 0.29U | 0.50 | 11/13/11 03:52 | |
| Methyl parathion | ug/L | 0.27U | 0.50 | 11/13/11 03:52 | |
| Parathion (Ethyl parathion) | ug/L | 0.47U | 1.0 | 11/13/11 03:52 | |
| Phorate | ug/L | 0.42U | 1.0 | 11/13/11 03:52 | |
| 4-Chloro3nitrobenzotrifluoride | % | 76 | 34.2-122 | 11/13/11 03:52 | |

LABORATORY CONTROL SAMPLE & LCSD: 289405 289680

| Parameter | Units | Spike Conc. | LCS Result | LCSD Result | LCS % Rec | LCSD % Rec | % Rec Limits | RPD | Max RPD | Qualifiers |
|---|---|---|---|---|---|---|---|---|---|---|
| Dimethoate | ug/L | 2 | 1.4 | 1.5 | 71 | 74 | 21-153 | 3 | 40 | |
| Disulfoton | ug/L | 2 | 1.2 | 1.3 | 62 | 67 | 36-137 | 7 | 40 | |
| Famphur | ug/L | 2 | 1.5 | 1.4 | 76 | 70 | 43-136 | 8 | 40 | |
| Methyl parathion | ug/L | 2 | 1.4 | 1.4 | 70 | 70 | 51-130 | 1 | 40 | |
| Parathion (Ethyl parathion) | ug/L | 4 | 2.8 | 2.8 | 70 | 70 | 46-130 | .4 | 40 | |
| Phorate | ug/L | 4 | 2.6 | 2.8 | 64 | 70 | 41-130 | 9 | 40 | |
| 4-Chloro3nitrobenzotrifluoride | % | | | | 99 | 93 | 34.2-122 | | | |

**Pace Analytical Services, Inc.**
8 East Tower Circle
Ormond Beach, FL 32174
(386)672-5668

# QUALITY CONTROL DATA

Project: Tomoka Semi-annual LF
Pace Project No.: 3542893

QC Batch: OEXT/6394 Analysis Method: EPA 8151
QC Batch Method: EPA 8151 Analysis Description: 8151A GCS Herbicides
Associated Lab Samples: 3542893001, 3542893003, 3542893004, 3542893006

METHOD BLANK: 288802 Matrix: Water
Associated Lab Samples: 3542893001, 3542893003, 3542893004, 3542893006

| Parameter | Units | Blank Result | Reporting Limit | Analyzed | Qualifiers |
|---|---|---|---|---|---|
| 2,4,5-T | ug/L | 0.042U | 0.19 | 11/15/11 02:34 | |
| 2,4,5-TP (Silvex) | ug/L | 0.049U | 0.19 | 11/15/11 02:34 | |
| 2,4-D | ug/L | 0.22U | 0.94 | 11/15/11 02:34 | |
| Dinoseb | ug/L | 0.057U | 0.19 | 11/15/11 02:34 | |
| Pentachlorophenol | ug/L | 0.017U | 0.028 | 11/15/11 02:34 | |
| 2,4-DCAA (S) | % | 84 | 42-142 | 11/15/11 02:34 | |

LABORATORY CONTROL SAMPLE: 288803

| Parameter | Units | Spike Conc. | LCS Result | LCS % Rec | % Rec Limits | Qualifiers |
|---|---|---|---|---|---|---|
| 2,4,5-T | ug/L | 1.2 | 1.1 | 93 | 28-161 | |
| 2,4,5-TP (Silvex) | ug/L | 1.2 | 1.1 | 93 | 27-170 | |
| 2,4-D | ug/L | 6 | 5.3 | 88 | 23-163 | |
| Dinoseb | ug/L | 1.2 | 0.75 | 63 | 24-151 | |
| Pentachlorophenol | ug/L | .18 | 0.16 | 89 | 29-143 | |
| 2,4-DCAA (S) | % | | | 104 | 42-142 | |

MATRIX SPIKE & MATRIX SPIKE DUPLICATE: 289285 289286

| Parameter | Units | 92105997001 Result | MS Spike Conc. | MSD Spike Conc. | MS Result | MSD Result | MS % Rec | MSD % Rec | % Rec Limits | RPD | Max RPD | Qual |
|---|---|---|---|---|---|---|---|---|---|---|---|---|
| 2,4,5-T | ug/L | ND | 2.4 | 2.4 | 2.4 | 2.0 | 98 | 85 | 36-169 | 14 | 40 | |
| 2,4,5-TP (Silvex) | ug/L | ND | 2.4 | 2.4 | 2.5 | 2.3 | 104 | 96 | 20-176 | 8 | 40 | |
| 2,4-D | ug/L | ND | 12 | 12 | 11.6 | 10.8 | 96 | 90 | 17-167 | 7 | 40 | |
| Dinoseb | ug/L | ND | 2.4 | 2.4 | 2.5 | 2.0 | 106 | 82 | 10-163 | 25 | 40 | |
| Pentachlorophenol | ug/L | ND | .36 | .36 | 0.034U | 0.034U | 2 | 5 | 10-162 | | 40 | J(M1) |
| 2,4-DCAA (S) | % | | | | | | 107 | 99 | 42-142 | | | |

**Pace Analytical Services, Inc.**
8 East Tower Circle
Ormond Beach, FL 32174
(386)672-5668

# QUALITY CONTROL DATA

Project: Tomoka Semi-annual LF
Pace Project No.: 3542893

QC Batch: OEXT/6423 | Analysis Method: EPA 8151
QC Batch Method: EPA 8151 | Analysis Description: 8151A GCS Herbicides
Associated Lab Samples: 3542893007, 3542893008

METHOD BLANK: 290248 | Matrix: Water
Associated Lab Samples: 3542893007, 3542893008

| Parameter | Units | Blank Result | Reporting Limit | Analyzed | Qualifiers |
|---|---|---|---|---|---|
| 2,4,5-T | ug/L | 0.042U | 0.19 | 11/15/11 16:50 | |
| 2,4,5-TP (Silvex) | ug/L | 0.049U | 0.19 | 11/15/11 16:50 | |
| 2,4-D | ug/L | 0.22U | 0.94 | 11/15/11 16:50 | |
| Dinoseb | ug/L | 0.057U | 0.19 | 11/15/11 16:50 | |
| Pentachlorophenol | ug/L | 0.017U | 0.028 | 11/15/11 16:50 | |
| 2,4-DCAA (S) | % | 83 | 42-142 | 11/15/11 16:50 | |

LABORATORY CONTROL SAMPLE: 290249

| Parameter | Units | Spike Conc. | LCS Result | LCS % Rec | % Rec Limits | Qualifiers |
|---|---|---|---|---|---|---|
| 2,4,5-T | ug/L | 1.2 | 1.4 | 120 | 28-161 | |
| 2,4,5-TP (Silvex) | ug/L | 1.2 | 1.4 | 120 | 27-170 | |
| 2,4-D | ug/L | 6 | 6.6 | 111 | 23-163 | |
| Dinoseb | ug/L | 1.2 | 1.1 | 90 | 24-151 | |
| Pentachlorophenol | ug/L | .18 | 0.21 | 119 | 29-143 | |
| 2,4-DCAA (S) | % | | | 104 | 42-142 | |

MATRIX SPIKE & MATRIX SPIKE DUPLICATE: 290250 290251

| Parameter | Units | 92106074021 Result | MS Spike Conc. | MSD Spike Conc. | MS Result | MSD Result | MS % Rec | MSD % Rec | % Rec Limits | RPD | Max RPD | Qual |
|---|---|---|---|---|---|---|---|---|---|---|---|---|
| 2,4,5-T | ug/L | ND | 2.4 | 2.4 | 2.7 | 2.6 | 114 | 107 | 36-169 | 7 | 40 | |
| 2,4,5-TP (Silvex) | ug/L | ND | 2.4 | 2.4 | 2.8 | 2.7 | 117 | 111 | 20-176 | 5 | 40 | |
| 2,4-D | ug/L | ND | 12 | 12 | 13.1 | 12.5 | 109 | 104 | 17-167 | 4 | 40 | |
| Dinoseb | ug/L | ND | 2.4 | 2.4 | 2.2 | 2.1 | 91 | 87 | 10-163 | 4 | 40 | |
| Pentachlorophenol | ug/L | ND | .36 | .36 | 0.17 | 0.15 | 48 | 41 | 10-162 | 15 | 40 | |
| 2,4-DCAA (S) | % | | | | | | 106 | 103 | 42-142 | | | |

**Pace Analytical Services, Inc.**
8 East Tower Circle
Ormond Beach, FL 32174
(386)672-5668

# QUALITY CONTROL DATA

Project: Tomoka Semi-annual LF
Pace Project No.: 3542893

QC Batch: OEXT/6402 Analysis Method: EPA 8270
QC Batch Method: EPA 3510 Analysis Description: 8270 Water MSSV App II
Associated Lab Samples: 3542893001, 3542893003, 3542893004, 3542893006, 3542893007, 3542893008

METHOD BLANK: 288902 Matrix: Water
Associated Lab Samples: 3542893001, 3542893003, 3542893004, 3542893006, 3542893007, 3542893008

| Parameter | Units | Blank Result | Reporting Limit | Analyzed | Qualifiers |
|---|---|---|---|---|---|
| 1,2,4,5-Tetrachlorobenzene | ug/L | 1.5U | 5.0 | 11/12/11 14:10 | |
| 1,2-Dichlorobenzene | ug/L | 0.23U | 5.0 | 11/12/11 14:10 | |
| 1,3,5-Trinitrobenzene | ug/L | 0.19U | 5.0 | 11/12/11 14:10 | |
| 1,3-Dichlorobenzene | ug/L | 1.5U | 5.0 | 11/12/11 14:10 | |
| 1,3-Dinitrobenzene | ug/L | 0.32U | 8.0 | 11/12/11 14:10 | |
| 1,4-Dichlorobenzene | ug/L | 0.17U | 5.0 | 11/12/11 14:10 | |
| 1,4-Naphthoquinone | ug/L | 1.9U | 5.0 | 11/12/11 14:10 | |
| 1-Naphthylamine | ug/L | 0.29U | 5.0 | 11/12/11 14:10 | |
| 2,3,4,6-Tetrachlorophenol | ug/L | 1.6U | 5.0 | 11/12/11 14:10 | |
| 2,4,5-Trichlorophenol | ug/L | 0.17U | 4.0 | 11/12/11 14:10 | |
| 2,4,6-Trichlorophenol | ug/L | 0.19U | 2.0 | 11/12/11 14:10 | |
| 2,4-Dichlorophenol | ug/L | 0.19U | 2.0 | 11/12/11 14:10 | |
| 2,4-Dimethylphenol | ug/L | 0.27U | 5.0 | 11/12/11 14:10 | |
| 2,4-Dinitrophenol | ug/L | 1.1U | 20.0 | 11/12/11 14:10 | |
| 2,4-Dinitrotoluene | ug/L | 0.14U | 2.0 | 11/12/11 14:10 | |
| 2,6-Dichlorophenol | ug/L | 0.23U | 4.0 | 11/12/11 14:10 | |
| 2,6-Dinitrotoluene | ug/L | 0.22U | 2.0 | 11/12/11 14:10 | |
| 2-Acetylaminofluorene | ug/L | 0.25U | 5.0 | 11/12/11 14:10 | |
| 2-Chloronaphthalene | ug/L | 0.21U | 5.0 | 11/12/11 14:10 | |
| 2-Chlorophenol | ug/L | 0.14U | 5.0 | 11/12/11 14:10 | |
| 2-Methylnaphthalene | ug/L | 0.14U | 5.0 | 11/12/11 14:10 | |
| 2-Methylphenol(o-Cresol) | ug/L | 1.3U | 5.0 | 11/12/11 14:10 | |
| 2-Naphthylamine | ug/L | 0.29U | 5.0 | 11/12/11 14:10 | |
| 2-Nitroaniline | ug/L | 0.20U | 5.0 | 11/12/11 14:10 | |
| 2-Nitrophenol | ug/L | 0.24U | 5.0 | 11/12/11 14:10 | |
| 3&4-Methylphenol(m&p Cresol) | ug/L | 0.16U | 10.0 | 11/12/11 14:10 | |
| 3,3'-Dichlorobenzidine | ug/L | 0.20U | 10.0 | 11/12/11 14:10 | |
| 3,3'-Dimethylbenzidine | ug/L | 0.62U | 10.0 | 11/12/11 14:10 | |
| 3-Methylcholanthrene | ug/L | 0.14U | 5.0 | 11/12/11 14:10 | |
| 3-Nitroaniline | ug/L | 0.32U | 5.0 | 11/12/11 14:10 | |
| 4,6-Dinitro-2-methylphenol | ug/L | 1.5U | 20.0 | 11/12/11 14:10 | |
| 4-Aminobiphenyl | ug/L | 0.19U | 5.0 | 11/12/11 14:10 | |
| 4-Bromophenylphenyl ether | ug/L | 0.25U | 5.0 | 11/12/11 14:10 | |
| 4-Chloro-3-methylphenol | ug/L | 0.30U | 20.0 | 11/12/11 14:10 | |
| 4-Chloroaniline | ug/L | 0.20U | 5.0 | 11/12/11 14:10 | |
| 4-Chlorophenylphenyl ether | ug/L | 1.9U | 5.0 | 11/12/11 14:10 | |
| 4-Nitroaniline | ug/L | 1.8U | 4.0 | 11/12/11 14:10 | |
| 4-Nitrophenol | ug/L | 0.78U | 20.0 | 11/12/11 14:10 | |
| 5-Nitro-o-toluidine | ug/L | 0.14U | 5.0 | 11/12/11 14:10 | |
| 7,12-Dimethylbenz(a)anthracene | ug/L | 0.13U | 5.0 | 11/12/11 14:10 | |
| a,a-Dimethylphenylethylamine | ug/L | 10.0U | 20.0 | 11/12/11 14:10 | |
| Acenaphthene | ug/L | 0.18U | 5.0 | 11/12/11 14:10 | |
| Acenaphthylene | ug/L | 1.8U | 5.0 | 11/12/11 14:10 | |

**Pace Analytical Services, Inc.**
8 East Tower Circle
Ormond Beach, FL 32174
(386)672-5668

# QUALITY CONTROL DATA

Project: Tomoka Semi-annual LF
Pace Project No.: 3542893

METHOD BLANK: 288902 Matrix: Water

Associated Lab Samples: 3542893001, 3542893003, 3542893004, 3542893006, 3542893007, 3542893008

| Parameter | Units | Blank Result | Reporting Limit | Analyzed | Qualifiers |
|---|---|---|---|---|---|
| Acetophenone | ug/L | 1.5U | 5.0 | 11/12/11 14:10 | |
| Anthracene | ug/L | 0.18U | 5.0 | 11/12/11 14:10 | |
| Benzo(a)anthracene | ug/L | 1.8U | 5.0 | 11/12/11 14:10 | |
| Benzo(a)pyrene | ug/L | 0.14U | 1.0 | 11/12/11 14:10 | |
| Benzo(b)fluoranthene | ug/L | 1.8U | 2.0 | 11/12/11 14:10 | |
| Benzo(g,h,i)perylene | ug/L | 1.8U | 5.0 | 11/12/11 14:10 | |
| Benzo(k)fluoranthene | ug/L | 0.11U | 4.0 | 11/12/11 14:10 | |
| Benzyl alcohol | ug/L | 0.31U | 5.0 | 11/12/11 14:10 | |
| bis(2-Chloroethoxy)methane | ug/L | 0.14U | 5.0 | 11/12/11 14:10 | |
| bis(2-Chloroethyl) ether | ug/L | 0.21U | 4.0 | 11/12/11 14:10 | |
| bis(2-Chloroisopropyl) ether | ug/L | 0.26U | 5.0 | 11/12/11 14:10 | |
| bis(2-Ethylhexyl)phthalate | ug/L | 0.97U | 5.0 | 11/12/11 14:10 | |
| Butylbenzylphthalate | ug/L | 2.0U | 5.0 | 11/12/11 14:10 | |
| Chrysene | ug/L | 0.18U | 5.0 | 11/12/11 14:10 | |
| Di-n-butylphthalate | ug/L | 0.18U | 5.0 | 11/12/11 14:10 | |
| Di-n-octylphthalate | ug/L | 0.18U | 5.0 | 11/12/11 14:10 | |
| Diallate | ug/L | 0.21U | 5.0 | 11/12/11 14:10 | |
| Dibenz(a,h)anthracene | ug/L | 1.8U | 2.0 | 11/12/11 14:10 | |
| Dibenzofuran | ug/L | 0.14U | 5.0 | 11/12/11 14:10 | |
| Diethylphthalate | ug/L | 0.20U | 5.0 | 11/12/11 14:10 | |
| Dimethylphthalate | ug/L | 0.17U | 5.0 | 11/12/11 14:10 | |
| Ethyl methanesulfonate | ug/L | 0.23U | 5.0 | 11/12/11 14:10 | |
| Fluoranthene | ug/L | 1.8U | 5.0 | 11/12/11 14:10 | |
| Fluorene | ug/L | 1.7U | 5.0 | 11/12/11 14:10 | |
| Hexachlorobenzene | ug/L | 0.19U | 1.0 | 11/12/11 14:10 | |
| Hexachlorocyclopentadiene | ug/L | 1.1U | 5.0 | 11/12/11 14:10 | |
| Hexachloroethane | ug/L | 0.24U | 5.0 | 11/12/11 14:10 | |
| Hexachloropropene | ug/L | 0.24U | 5.0 | 11/12/11 14:10 | |
| Indeno(1,2,3-cd)pyrene | ug/L | 1.8U | 2.0 | 11/12/11 14:10 | |
| Isodrin | ug/L | 0.31U | 5.0 | 11/12/11 14:10 | |
| Isophorone | ug/L | 0.14U | 5.0 | 11/12/11 14:10 | |
| Isosafrole | ug/L | 0.15U | 5.0 | 11/12/11 14:10 | |
| Kepone | ug/L | 5.0U | 20.0 | 11/12/11 14:10 | |
| Methapyrilene | ug/L | 0.53U | 5.0 | 11/12/11 14:10 | |
| Methyl methanesulfonate | ug/L | 0.18U | 5.0 | 11/12/11 14:10 | |
| N-Nitroso-di-n-butylamine | ug/L | 0.22U | 4.0 | 11/12/11 14:10 | |
| N-Nitroso-di-n-propylamine | ug/L | 0.26U | 4.0 | 11/12/11 14:10 | |
| N-Nitrosodiethylamine | ug/L | 0.22U | 4.0 | 11/12/11 14:10 | |
| N-Nitrosodimethylamine | ug/L | 0.14U | 2.0 | 11/12/11 14:10 | |
| N-Nitrosodiphenylamine | ug/L | 0.13U | 5.0 | 11/12/11 14:10 | |
| N-Nitrosomethylethylamine | ug/L | 0.34U | 5.0 | 11/12/11 14:10 | |
| N-Nitrosopiperidine | ug/L | 0.25U | 5.0 | 11/12/11 14:10 | |
| N-Nitrosopyrrolidine | ug/L | 0.22U | 5.0 | 11/12/11 14:10 | |
| Naphthalene | ug/L | 0.20U | 5.0 | 11/12/11 14:10 | |
| Nitrobenzene | ug/L | 0.41U | 4.0 | 11/12/11 14:10 | |
| O,O,O-Triethylphosphorothioate | ug/L | 0.26U | 5.0 | 11/12/11 14:10 | |
| O-Toluidine | ug/L | 0.25U | 5.0 | 11/12/11 14:10 | |

**Pace Analytical Services, Inc.**
8 East Tower Circle
Ormond Beach, FL 32174
(386)672-5668

# QUALITY CONTROL DATA

Project: Tomoka Semi-annual LF
Pace Project No.: 3542893

METHOD BLANK: 288902 Matrix: Water

Associated Lab Samples: 3542893001, 3542893003, 3542893004, 3542893006, 3542893007, 3542893008

| Parameter | Units | Blank Result | Reporting Limit | Analyzed | Qualifiers |
|---|---|---|---|---|---|
| P-Dimethylaminoazobenzene | ug/L | 0.30U | 5.0 | 11/12/11 14:10 | |
| p-Phenylenediamine | ug/L | 10.0U | 20.0 | 11/12/11 14:10 | |
| Pentachlorobenzene | ug/L | 0.20U | 5.0 | 11/12/11 14:10 | |
| Phenacetin | ug/L | 0.20U | 5.0 | 11/12/11 14:10 | |
| Phenanthrene | ug/L | 0.13U | 5.0 | 11/12/11 14:10 | |
| Phenol | ug/L | 0.14U | 5.0 | 11/12/11 14:10 | |
| Pronamide | ug/L | 0.20U | 5.0 | 11/12/11 14:10 | |
| Pyrene | ug/L | 1.7U | 5.0 | 11/12/11 14:10 | |
| Safrole | ug/L | 0.23U | 5.0 | 11/12/11 14:10 | |
| Thionazin | ug/L | 0.27U | 5.0 | 11/12/11 14:10 | |
| 2,4,6-Tribromophenol (S) | % | 87 | 10-110 | 11/12/11 14:10 | |
| 2-Fluorobiphenyl (S) | % | 81 | 18-110 | 11/12/11 14:10 | |
| 2-Fluorophenol (S) | % | 33 | 18-110 | 11/12/11 14:10 | |
| Nitrobenzene-d5 (S) | % | 78 | 10-110 | 11/12/11 14:10 | |
| Phenol-d6 (S) | % | 19 | 10-110 | 11/12/11 14:10 | |
| Terphenyl-d14 (S) | % | 91 | 10-123 | 11/12/11 14:10 | |

LABORATORY CONTROL SAMPLE & LCSD: 288903 290078

| Parameter | Units | Spike Conc. | LCS Result | LCSD Result | LCS % Rec | LCSD % Rec | % Rec Limits | RPD | Max RPD | Qualifiers |
|---|---|---|---|---|---|---|---|---|---|---|
| 1,2,4,5-Tetrachlorobenzene | ug/L | 50 | 38.9 | 35.5 | 78 | 71 | 48-110 | 9 | 40 | |
| 1,2-Dichlorobenzene | ug/L | 50 | 37.5 | 32.9 | 75 | 66 | 32-129 | 13 | 40 | |
| 1,3,5-Trinitrobenzene | ug/L | 50 | 59.3 | 53.1 | 119 | 106 | 48-128 | 11 | 40 | |
| 1,3-Dichlorobenzene | ug/L | 50 | 37.5 | 32.5 | 75 | 65 | 10-172 | 14 | 40 | |
| 1,3-Dinitrobenzene | ug/L | 50 | 45.4 | 39.7 | 91 | 79 | 57-112 | 13 | 40 | |
| 1,4-Dichlorobenzene | ug/L | 50 | 37.3 | 31.8 | 75 | 64 | 43-110 | 16 | 40 | |
| 1,4-Naphthoquinone | ug/L | 50 | 47.1 | 42.1 | 94 | 84 | 54-116 | 11 | 40 | |
| 1-Naphthylamine | ug/L | 50 | 41.2 | 39.7 | 82 | 79 | 37-147 | 4 | 40 | |
| 2,3,4,6-Tetrachlorophenol | ug/L | 50 | 46.3 | 43.7 | 93 | 87 | 59-117 | 6 | 40 | |
| 2,4,5-Trichlorophenol | ug/L | 50 | 44.4 | 39.9 | 89 | 80 | 58-110 | 11 | 40 | |
| 2,4,6-Trichlorophenol | ug/L | 50 | 44.7 | 39.8 | 89 | 80 | 57-110 | 12 | 40 | |
| 2,4-Dichlorophenol | ug/L | 50 | 43.0 | 37.1 | 86 | 74 | 50-110 | 15 | 40 | |
| 2,4-Dimethylphenol | ug/L | 50 | 35.8 | 33.2 | 72 | 66 | 50-110 | 8 | 40 | |
| 2,4-Dinitrophenol | ug/L | 50 | 45.6 | 42.7 | 91 | 85 | 41-120 | 7 | 40 | |
| 2,4-Dinitrotoluene | ug/L | 50 | 46.5 | 43.5 | 93 | 87 | 55-122 | 7 | 40 | |
| 2,6-Dichlorophenol | ug/L | 50 | 43.5 | 39.3 | 87 | 79 | 51-110 | 10 | 40 | |
| 2,6-Dinitrotoluene | ug/L | 50 | 45.6 | 40.9 | 91 | 82 | 61-111 | 11 | 40 | |
| 2-Acetylaminofluorene | ug/L | 50 | 47.8 | 44.4 | 96 | 89 | 49-126 | 7 | 40 | |
| 2-Chloronaphthalene | ug/L | 50 | 43.6 | 38.7 | 87 | 77 | 53-110 | 12 | 40 | |
| 2-Chlorophenol | ug/L | 50 | 33.6 | 29.8 | 67 | 60 | 41-110 | 12 | 40 | |
| 2-Methylnaphthalene | ug/L | 50 | 41.3 | 36.2 | 83 | 72 | 52-110 | 13 | 40 | |
| 2-Methylphenol(o-Cresol) | ug/L | 50 | 26.8 | 24.8 | 54 | 50 | 44-110 | 8 | 40 | |
| 2-Naphthylamine | ug/L | 50 | 42.4 | 41.9 | 85 | 84 | 38-112 | 1 | 40 | |
| 2-Nitroaniline | ug/L | 50 | 43.4 | 40.9 | 87 | 82 | 58-110 | 6 | 40 | |
| 2-Nitrophenol | ug/L | 50 | 39.4 | 35.0 | 79 | 70 | 49-110 | 12 | 40 | |

**Pace Analytical Services, Inc.**
8 East Tower Circle
Ormond Beach, FL 32174
(386)672-5668

# QUALITY CONTROL DATA

Project: Tomoka Semi-annual LF
Pace Project No.: 3542893

LABORATORY CONTROL SAMPLE & LCSD: 288903 290078

| Parameter | Units | Spike Conc. | LCS Result | LCSD Result | LCS % Rec | LCSD % Rec | % Rec Limits | RPD | Max RPD | Qualifiers |
|---|---|---|---|---|---|---|---|---|---|---|
| 3&4-Methylphenol(m&p Cresol) | ug/L | 50 | 21.9 | 21.4 | 44 | 43 | 40-110 | 2 | 40 | |
| 3,3'-Dichlorobenzidine | ug/L | 50 | 48.5 | 43.4 | 97 | 87 | 52-116 | 11 | 40 | |
| 3,3'-Dimethylbenzidine | ug/L | 50 | 25.2 | 37.0 | 50 | 74 | 10-122 | 38 | 40 | |
| 3-Methylcholanthrene | ug/L | 50 | 42.4 | 37.3 | 85 | 75 | 59-110 | 13 | 40 | |
| 3-Nitroaniline | ug/L | 50 | 41.4 | 38.1 | 83 | 76 | 53-120 | 8 | 40 | |
| 4,6-Dinitro-2-methylphenol | ug/L | 50 | 47.0 | 42.3 | 94 | 85 | 46-122 | 11 | 40 | |
| 4-Aminobiphenyl | ug/L | 50 | 45.9 | 43.7 | 92 | 87 | 34-120 | 5 | 40 | |
| 4-Bromophenylphenyl ether | ug/L | 50 | 42.6 | 38.4 | 85 | 77 | 64-110 | 10 | 40 | |
| 4-Chloro-3-methylphenol | ug/L | 50 | 40.2 | 37.1 | 80 | 74 | 59-110 | 8 | 40 | |
| 4-Chloroaniline | ug/L | 50 | 40.7 | 38.5 | 81 | 77 | 51-110 | 6 | 40 | |
| 4-Chlorophenylphenyl ether | ug/L | 50 | 42.9 | 39.8 | 86 | 80 | 57-110 | 7 | 40 | |
| 4-Nitroaniline | ug/L | 50 | 44.3 | 42.1 | 89 | 84 | 44-130 | 5 | 40 | |
| 4-Nitrophenol | ug/L | 50 | 10.5 I | 10.0 I | 21 | 20 | 19-110 | | 40 | |
| 5-Nitro-o-toluidine | ug/L | 50 | 44.5 | 42.0 | 89 | 84 | 52-121 | 6 | 40 | |
| 7,12-Dimethylbenz(a)anthracene | ug/L | 50 | 40.0 | 38.0 | 80 | 76 | 52-110 | 5 | 40 | |
| Acenaphthene | ug/L | 50 | 44.8 | 40.3 | 90 | 81 | 56-110 | 11 | 40 | |
| Acenaphthylene | ug/L | 50 | 45.3 | 40.6 | 91 | 81 | 55-110 | 11 | 40 | |
| Acetophenone | ug/L | 50 | 38.9 | 35.7 | 78 | 71 | 48-110 | 9 | 40 | |
| Anthracene | ug/L | 50 | 46.0 | 40.9 | 92 | 82 | 64-110 | 12 | 40 | |
| Benzo(a)anthracene | ug/L | 50 | 47.2 | 42.5 | 94 | 85 | 63-110 | 11 | 40 | |
| Benzo(a)pyrene | ug/L | 50 | 47.3 | 42.5 | 95 | 85 | 62-111 | 11 | 40 | |
| Benzo(b)fluoranthene | ug/L | 50 | 42.2 | 29.2 | 84 | 58 | 59-116 | 36 | 40 | J(L0) |
| Benzo(g,h,i)perylene | ug/L | 50 | 47.6 | 43.0 | 95 | 86 | 57-115 | 10 | 40 | |
| Benzo(k)fluoranthene | ug/L | 50 | 52.6 | 59.1 | 105 | 118 | 61-115 | 12 | 40 | J(L0) |
| Benzyl alcohol | ug/L | 50 | 25.0 | 24.7 | 50 | 49 | 46-110 | 1 | 40 | |
| bis(2-Chloroethoxy)methane | ug/L | 50 | 40.5 | 32.8 | 81 | 66 | 48-110 | 21 | 40 | |
| bis(2-Chloroethyl) ether | ug/L | 50 | 35.2 | 31.3 | 70 | 63 | 42-110 | 12 | 40 | |
| bis(2-Chloroisopropyl) ether | ug/L | 50 | 38.6 | 34.1 | 77 | 68 | 45-110 | 12 | 40 | |
| bis(2-Ethylhexyl)phthalate | ug/L | 50 | 46.8 | 42.5 | 94 | 85 | 58-120 | 10 | 40 | |
| Butylbenzylphthalate | ug/L | 50 | 46.7 | 42.1 | 93 | 84 | 59-118 | 10 | 40 | |
| Chrysene | ug/L | 50 | 49.5 | 46.0 | 99 | 92 | 64-110 | 7 | 40 | |
| Di-n-butylphthalate | ug/L | 50 | 46.6 | 42.9 | 93 | 86 | 59-120 | 8 | 40 | |
| Di-n-octylphthalate | ug/L | 50 | 47.6 | 43.6 | 95 | 87 | 58-118 | 9 | 40 | |
| Diallate | ug/L | 50 | 38.0 | 36.1 | 76 | 72 | 43-126 | 5 | 40 | |
| Dibenz(a,h)anthracene | ug/L | 50 | 47.5 | 41.6 | 95 | 83 | 59-116 | 13 | 40 | |
| Dibenzofuran | ug/L | 50 | 42.6 | 39.1 | 85 | 78 | 60-110 | 9 | 40 | |
| Diethylphthalate | ug/L | 50 | 46.0 | 42.8 | 92 | 86 | 57-121 | 7 | 40 | |
| Dimethylphthalate | ug/L | 50 | 44.9 | 40.0 | 90 | 80 | 62-114 | 12 | 40 | |
| Ethyl methanesulfonate | ug/L | 50 | 25.7 | 23.2 | 51 | 46 | 44-110 | 10 | 40 | |
| Fluoranthene | ug/L | 50 | 50.1 | 45.0 | 100 | 90 | 53-123 | 11 | 40 | |
| Fluorene | ug/L | 50 | 46.1 | 41.0 | 92 | 82 | 57-112 | 12 | 40 | |
| Hexachlorobenzene | ug/L | 50 | 47.0 | 41.3 | 94 | 83 | 63-110 | 13 | 40 | |
| Hexachlorocyclopentadiene | ug/L | 50 | 39.8 | 34.6 | 80 | 69 | 27-110 | 14 | 40 | |
| Hexachloroethane | ug/L | 50 | 35.7 | 32.3 | 71 | 65 | 41-110 | 10 | 40 | |
| Hexachloropropene | ug/L | 50 | 39.4 | 32.8 | 79 | 66 | 39-110 | 18 | 40 | |
| Indeno(1,2,3-cd)pyrene | ug/L | 50 | 47.6 | 41.6 | 95 | 83 | 59-116 | 13 | 40 | |
| Isodrin | ug/L | 50 | 42.7 | 39.2 | 85 | 78 | 63-113 | 8 | 40 | |
| Isophorone | ug/L | 50 | 40.0 | 35.0 | 80 | 70 | 53-110 | 14 | 40 | |

**Pace Analytical Services, Inc.**
8 East Tower Circle
Ormond Beach, FL 32174
(386)672-5668

# QUALITY CONTROL DATA

Project: Tomoka Semi-annual LF
Pace Project No.: 3542893

LABORATORY CONTROL SAMPLE & LCSD: 288903 290078

| Parameter | Units | Spike Conc. | LCS Result | LCSD Result | LCS % Rec | LCSD % Rec | % Rec Limits | RPD | Max RPD | Qualifiers |
|---|---|---|---|---|---|---|---|---|---|---|
| Isosafrole | ug/L | 50 | 40.1 | 35.3 | 80 | 71 | 47-110 | 13 | 40 | |
| Methapyrilene | ug/L | 50 | 12.3 | 15.4 | 25 | 31 | 10-129 | 22 | 40 | |
| Methyl methanesulfonate | ug/L | 50 | 26.1 | 23.3 | 52 | 47 | 36-110 | 11 | 40 | |
| N-Nitroso-di-n-butylamine | ug/L | 50 | 43.8 | 41.5 | 88 | 83 | 51-111 | 6 | 40 | |
| N-Nitroso-di-n-propylamine | ug/L | 50 | 42.9 | 40.6 | 86 | 81 | 43-110 | 6 | 40 | |
| N-Nitrosodiethylamine | ug/L | 50 | 41.7 | 36.4 | 83 | 73 | 41-110 | 13 | 40 | |
| N-Nitrosodimethylamine | ug/L | 50 | 15.5 | 13.3 | 31 | 27 | 22-110 | 15 | 40 | |
| N-Nitrosodiphenylamine | ug/L | 50 | 42.7 | 39.2 | 85 | 78 | 63-110 | 9 | 40 | |
| N-Nitrosomethylethylamine | ug/L | 50 | 34.6 | 31.0 | 69 | 62 | 39-110 | 11 | 40 | |
| N-Nitrosopiperidine | ug/L | 50 | 40.7 | 35.7 | 81 | 71 | 49-110 | 13 | 40 | |
| N-Nitrosopyrrolidine | ug/L | 50 | 30.4 | 29.4 | 61 | 59 | 34-110 | 3 | 40 | |
| Naphthalene | ug/L | 50 | 41.3 | 35.3 | 83 | 71 | 47-110 | 16 | 40 | |
| Nitrobenzene | ug/L | 50 | 41.6 | 36.8 | 83 | 74 | 43-110 | 12 | 40 | |
| O,O,O-Triethylphosphorothioate | ug/L | 50 | 40.9 | 35.9 | 82 | 72 | 52-110 | 13 | 40 | |
| O-Toluidine | ug/L | 50 | 34.0 | 32.3 | 68 | 65 | 48-110 | 5 | 40 | |
| P-Dimethylaminoazobenzene | ug/L | 50 | 42.6 | 38.4 | 85 | 77 | 41-153 | 10 | 40 | |
| Pentachlorobenzene | ug/L | 50 | 42.4 | 37.9 | 85 | 76 | 53-111 | 11 | 40 | |
| Phenacetin | ug/L | 50 | 42.7 | 38.6 | 85 | 77 | 50-127 | 10 | 40 | |
| Phenanthrene | ug/L | 50 | 45.7 | 40.6 | 91 | 81 | 65-110 | 12 | 40 | |
| Phenol | ug/L | 50 | 10.1 | 9.4 | 20 | 19 | 17-110 | 7 | 40 | |
| Pronamide | ug/L | 50 | 46.9 | 43.9 | 94 | 88 | 59-125 | 7 | 40 | |
| Pyrene | ug/L | 50 | 51.6 | 44.5 | 103 | 89 | 52-122 | 15 | 40 | |
| Safrole | ug/L | 50 | 41.0 | 38.3 | 82 | 77 | 53-110 | 7 | 40 | |
| Thionazin | ug/L | 50 | 50.5 | 46.8 | 101 | 94 | 60-117 | 8 | 40 | |
| 2,4,6-Tribromophenol (S) | % | | | | 89 | 84 | 10-110 | | | |
| 2-Fluorobiphenyl (S) | % | | | | 82 | 73 | 18-110 | | | |
| 2-Fluorophenol (S) | % | | | | 30 | 27 | 18-110 | | | |
| Nitrobenzene-d5 (S) | % | | | | 76 | 68 | 10-110 | | | |
| Phenol-d6 (S) | % | | | | 17 | 16 | 10-110 | | | |
| Terphenyl-d14 (S) | % | | | | 92 | 82 | 10-123 | | | |

**Pace Analytical Services, Inc.**
8 East Tower Circle
Ormond Beach, FL 32174
(386)672-5668

# QUALITY CONTROL DATA

Project: Tomoka Semi-annual LF
Pace Project No.: 3542893

QC Batch: WET/10908 Analysis Method: SM 2540C
QC Batch Method: SM 2540C Analysis Description: 2540C Total Dissolved Solids
Associated Lab Samples: 3542893001, 3542893003, 3542893004, 3542893006, 3542893007, 3542893008

METHOD BLANK: 290304 Matrix: Water
Associated Lab Samples: 3542893001, 3542893003, 3542893004, 3542893006, 3542893007, 3542893008

| Parameter | Units | Blank Result | Reporting Limit | Analyzed | Qualifiers |
|---|---|---|---|---|---|
| Total Dissolved Solids | mg/L | 5.0U | 5.0 | 11/14/11 12:41 | |

LABORATORY CONTROL SAMPLE: 290305

| Parameter | Units | Spike Conc. | LCS Result | LCS % Rec | % Rec Limits | Qualifiers |
|---|---|---|---|---|---|---|
| Total Dissolved Solids | mg/L | 300 | 290 | 97 | 90-110 | |

SAMPLE DUPLICATE: 290306

| Parameter | Units | 3542838001 Result | Dup Result | RPD | Max RPD | Qualifiers |
|---|---|---|---|---|---|---|
| Total Dissolved Solids | mg/L | 608 | 600 | 1 | 20 | |

SAMPLE DUPLICATE: 290307

| Parameter | Units | 3542893003 Result | Dup Result | RPD | Max RPD | Qualifiers |
|---|---|---|---|---|---|---|
| Total Dissolved Solids | mg/L | 1020 | 1030 | .8 | 20 | |

**Pace Analytical Services, Inc.**
8 East Tower Circle
Ormond Beach, FL 32174
(386)672-5668

# QUALITY CONTROL DATA

Project: Tomoka Semi-annual LF
Pace Project No.: 3542893

QC Batch: WET/10898 Analysis Method: EPA 9034
QC Batch Method: EPA 9034 Analysis Description: 9034 Sulfide Water
Associated Lab Samples: 3542893001, 3542893003, 3542893004, 3542893006, 3542893007, 3542893008

METHOD BLANK: 289535 Matrix: Water
Associated Lab Samples: 3542893001, 3542893003, 3542893004, 3542893006, 3542893007, 3542893008

| Parameter | Units | Blank Result | Reporting Limit | Analyzed | Qualifiers |
|---|---|---|---|---|---|
| Sulfide | mg/L | 1.0U | 1.0 | 11/11/11 08:30 | |

LABORATORY CONTROL SAMPLE: 289536

| Parameter | Units | Spike Conc. | LCS Result | LCS % Rec | % Rec Limits | Qualifiers |
|---|---|---|---|---|---|---|
| Sulfide | mg/L | 6 | 5.7 | 94 | 80-120 | |

MATRIX SPIKE SAMPLE: 289537

| Parameter | Units | 3542893001 Result | Spike Conc. | MS Result | MS % Rec | % Rec Limits | Qualifiers |
|---|---|---|---|---|---|---|---|
| Sulfide | mg/L | 1.0U | 6 | 5.7 | 94 | 80-120 | |

SAMPLE DUPLICATE: 289538

| Parameter | Units | 3542893002 Result | Dup Result | RPD | Max RPD | Qualifiers |
|---|---|---|---|---|---|---|
| Sulfide | mg/L | | 2.6 | 3 | 20 | |

**Pace Analytical Services, Inc.**
8 East Tower Circle
Ormond Beach, FL 32174
(386)672-5668

# QUALITY CONTROL DATA

Project: Tomoka Semi-annual LF
Pace Project No.: 3542893

QC Batch: WETA/13316 Analysis Method: EPA 300.0
QC Batch Method: EPA 300.0 Analysis Description: 300.0 IC Anions
Associated Lab Samples: 3542893001, 3542893003, 3542893004, 3542893006, 3542893007, 3542893008

METHOD BLANK: 289945 Matrix: Water
Associated Lab Samples: 3542893001, 3542893003, 3542893004, 3542893006, 3542893007, 3542893008

| Parameter | Units | Blank Result | Reporting Limit | Analyzed | Qualifiers |
|---|---|---|---|---|---|
| Nitrate as N | mg/L | 0.025U | 0.050 | 11/11/11 15:29 | |

LABORATORY CONTROL SAMPLE: 289946

| Parameter | Units | Spike Conc. | LCS Result | LCS % Rec | % Rec Limits | Qualifiers |
|---|---|---|---|---|---|---|
| Nitrate as N | mg/L | 5 | 4.7 | 93 | 90-110 | |

MATRIX SPIKE & MATRIX SPIKE DUPLICATE: 289947 289948

| Parameter | Units | 3542893001 Result | MS Spike Conc. | MSD Spike Conc. | MS Result | MSD Result | MS % Rec | MSD % Rec | % Rec Limits | RPD | Max RPD | Qual |
|---|---|---|---|---|---|---|---|---|---|---|---|---|
| Nitrate as N | mg/L | 0.025U | 5 | 5 | 4.7 | 4.7 | 94 | 94 | 90-110 | .3 | 20 | |

MATRIX SPIKE & MATRIX SPIKE DUPLICATE: 289949 289950

| Parameter | Units | 3542893002 Result | MS Spike Conc. | MSD Spike Conc. | MS Result | MSD Result | MS % Rec | MSD % Rec | % Rec Limits | RPD | Max RPD | Qual |
|---|---|---|---|---|---|---|---|---|---|---|---|---|
| Nitrate as N | mg/L | | 5 | 5 | 4.6 | 4.6 | 93 | 93 | 90-110 | .1 | 20 | |

**Pace Analytical Services, Inc.**
8 East Tower Circle
Ormond Beach, FL 32174
(386)672-5668

# QUALITY CONTROL DATA

Project: Tomoka Semi-annual LF
Pace Project No.: 3542893

QC Batch: WETA/13318 Analysis Method: EPA 300.0
QC Batch Method: EPA 300.0 Analysis Description: 300.0 IC Anions
Associated Lab Samples: 3542893001, 3542893003, 3542893004, 3542893006, 3542893007, 3542893008

METHOD BLANK: 289959 Matrix: Water
Associated Lab Samples: 3542893001, 3542893003, 3542893004, 3542893006, 3542893007, 3542893008

| Parameter | Units | Blank Result | Reporting Limit | Analyzed | Qualifiers |
|---|---|---|---|---|---|
| Chloride | mg/L | 2.5U | 5.0 | 11/11/11 15:29 | |
| Sulfate | mg/L | 2.5U | 5.0 | 11/11/11 15:29 | |

LABORATORY CONTROL SAMPLE: 289960

| Parameter | Units | Spike Conc. | LCS Result | LCS % Rec | % Rec Limits | Qualifiers |
|---|---|---|---|---|---|---|
| Chloride | mg/L | 50 | 47.7 | 95 | 90-110 | |
| Sulfate | mg/L | 50 | 46.3 | 93 | 90-110 | |

MATRIX SPIKE & MATRIX SPIKE DUPLICATE: 289961 289962

| Parameter | Units | 3542893001 Result | MS Spike Conc. | MSD Spike Conc. | MS Result | MSD Result | MS % Rec | MSD % Rec | % Rec Limits | RPD | Max RPD | Qual |
|---|---|---|---|---|---|---|---|---|---|---|---|---|
| Chloride | mg/L | 2.5U | 50 | 50 | 48.0 | 48.1 | 96 | 96 | 90-110 | .2 | 20 | |
| Sulfate | mg/L | 2.5U | 50 | 50 | 46.6 | 47.2 | 93 | 94 | 90-110 | 1 | 20 | |

MATRIX SPIKE & MATRIX SPIKE DUPLICATE: 289963 289964

| Parameter | Units | 3542960002 Result | MS Spike Conc. | MSD Spike Conc. | MS Result | MSD Result | MS % Rec | MSD % Rec | % Rec Limits | RPD | Max RPD | Qual |
|---|---|---|---|---|---|---|---|---|---|---|---|---|
| Chloride | mg/L | 122 | 50 | 50 | 169 | 169 | 94 | 95 | 90-110 | .2 | 20 | |
| Sulfate | mg/L | 42.1 | 50 | 50 | 96.4 | 96.5 | 108 | 109 | 90-110 | .1 | 20 | |

**Pace Analytical Services, Inc.**
8 East Tower Circle
Ormond Beach, FL 32174
(386)672-5668

# QUALITY CONTROL DATA

Project: Tomoka Semi-annual LF
Pace Project No.: 3542893

QC Batch: WETA/13392 Analysis Method: EPA 350.1
QC Batch Method: EPA 350.1 Analysis Description: 350.1 Ammonia
Associated Lab Samples: 3542893001, 3542893003, 3542893004, 3542893006, 3542893007, 3542893008

METHOD BLANK: 291881 Matrix: Water
Associated Lab Samples: 3542893001, 3542893003, 3542893004, 3542893006, 3542893007, 3542893008

| Parameter | Units | Blank Result | Reporting Limit | Analyzed | Qualifiers |
|---|---|---|---|---|---|
| Nitrogen, Ammonia | mg/L | 0.020U | 0.050 | 11/16/11 07:24 | |

LABORATORY CONTROL SAMPLE: 291882

| Parameter | Units | Spike Conc. | LCS Result | LCS % Rec | % Rec Limits | Qualifiers |
|---|---|---|---|---|---|---|
| Nitrogen, Ammonia | mg/L | 1 | 1.0 | 102 | 90-110 | |

MATRIX SPIKE SAMPLE: 291884

| Parameter | Units | 3543132001 Result | Spike Conc. | MS Result | MS % Rec | % Rec Limits | Qualifiers |
|---|---|---|---|---|---|---|---|
| Nitrogen, Ammonia | mg/L | 0.063 | 1 | 1.0 | 96 | 90-110 | |

SAMPLE DUPLICATE: 291883

| Parameter | Units | 3543132001 Result | Dup Result | RPD | Max RPD | Qualifiers |
|---|---|---|---|---|---|---|
| Nitrogen, Ammonia | mg/L | 0.063 | 0.064 | 2 | 20 | |

**Pace Analytical Services, Inc.**
8 East Tower Circle
Ormond Beach, FL 32174
(386)672-5668

# QUALITY CONTROL DATA

Project: Tomoka Semi-annual LF
Pace Project No.: 3542893

QC Batch: WETA/13479 Analysis Method: EPA 9012
QC Batch Method: EPA 9012 Analysis Description: 9012 Cyanide
Associated Lab Samples: 3542893001, 3542893003, 3542893004, 3542893006, 3542893007, 3542893008

METHOD BLANK: 294987 Matrix: Water
Associated Lab Samples: 3542893001, 3542893003, 3542893004, 3542893006, 3542893007, 3542893008

| Parameter | Units | Blank Result | Reporting Limit | Analyzed | Qualifiers |
|---|---|---|---|---|---|
| Cyanide | mg/L | 0.0012 I | 0.010 | 11/22/11 06:48 | |

LABORATORY CONTROL SAMPLE: 294988

| Parameter | Units | Spike Conc. | LCS Result | LCS % Rec | % Rec Limits | Qualifiers |
|---|---|---|---|---|---|---|
| Cyanide | mg/L | .05 | 0.046 | 92 | 90-110 | |

MATRIX SPIKE & MATRIX SPIKE DUPLICATE: 294989 294990

| Parameter | Units | 3542893001 Result | MS Spike Conc. | MSD Spike Conc. | MS Result | MSD Result | MS % Rec | MSD % Rec | % Rec Limits | RPD | Max RPD | Qual |
|---|---|---|---|---|---|---|---|---|---|---|---|---|
| Cyanide | mg/L | 0.0010 U | .05 | .05 | 0.045 | 0.047 | 89 | 92 | 80-120 | 3 | 20 | |

**Pace Analytical Services, Inc.**
8 East Tower Circle
Ormond Beach, FL 32174
(386)672-5668

# QUALIFIERS

Project: Tomoka Semi-annual LF
Pace Project No.: 3542893

## DEFINITIONS

DF - Dilution Factor, if reported, represents the factor applied to the reported data due to changes in sample preparation, dilution of the sample aliquot, or moisture content.

ND - Not Detected at or above adjusted reporting limit.

MDL - Adjusted Method Detection Limit.

S - Surrogate

1,2-Diphenylhydrazine (8270 listed analyte) decomposes to Azobenzene.

Consistent with EPA guidelines, unrounded data are displayed and have been used to calculate % recovery and RPD values.

LCS(D) - Laboratory Control Sample (Duplicate)

MS(D) - Matrix Spike (Duplicate)

DUP - Sample Duplicate

RPD - Relative Percent Difference

NC - Not Calculable.

SG - Silica Gel - Clean-Up

U - Indicates the compound was analyzed for, but not detected.

N-Nitrosodiphenylamine decomposes and cannot be separated from Diphenylamine using Method 8270. The result reported for each analyte is a combined concentration.

Pace Analytical is TNI accredited. Contact your Pace PM for the current list of accredited analytes.

## LABORATORIES

| | |
|---|---|
| PASI-O | Pace Analytical Services - Ormond Beach |

## ANALYTE QUALIFIERS

| | |
|---|---|
| I | The reported value is between the laboratory method detection limit and the laboratory practical quantitation limit. |
| J(D6) | Estimated Value. The relative percent difference (RPD) between the sample and sample duplicate exceeded laboratory control limits. |
| J(L0) | Estimated Value. Analyte recovery in the laboratory control sample (LCS) was outside QC limits. |
| J(L2) | Estimated Value. Analyte recovery in the laboratory control sample (LCS) was below QC limits. Results for this analyte in associated samples may be biased low. |
| J(M0) | Estimated Value. Matrix spike recovery was outside laboratory control limits. |
| J(M1) | Estimated Value. Matrix spike recovery exceeded QC limits. Batch accepted based on laboratory control sample (LCS) recovery. |
| J(S0) | Estimated Value. Surrogate recovery outside laboratory control limits. |
| J(S1) | Estimated Value. Surrogate recovery outside laboratory control limits (confirmed by re-analysis). |
| L3 | Analyte recovery in the laboratory control sample (LCS) exceeded QC limits. Analyte presence below reporting limits in associated samples. Results unaffected by high bias. |
| V | Indicates that the analyte was detected in both the sample and the associated method blank. |

**Pace Analytical Services, Inc.**
8 East Tower Circle
Ormond Beach, FL 32174
(386)672-5668

# QUALITY CONTROL DATA CROSS REFERENCE TABLE

Project: Tomoka Semi-annual LF
Pace Project No.: 3542893

| Lab ID | Sample ID | QC Batch Method | QC Batch | Analytical Method | Analytical Batch |
|---|---|---|---|---|---|
| **3542893003** | **B45-2** | | FLD/ | | |
| **3542893004** | **B45-1** | | FLD/ | | |
| **3542893006** | **B43-1** | | FLD/ | | |
| **3542893007** | **B43-1 DUP** | | FLD/ | | |
| **3542893008** | **B41-1** | | FLD/ | | |
| **3542893001** | **Equipment Blank (11/10/11)** | EPA 8011 | OEXT/6418 | EPA 8011 | GCSV/4684 |
| **3542893003** | **B45-2** | EPA 8011 | OEXT/6418 | EPA 8011 | GCSV/4684 |
| **3542893004** | **B45-1** | EPA 8011 | OEXT/6418 | EPA 8011 | GCSV/4684 |
| **3542893006** | **B43-1** | EPA 8011 | OEXT/6469 | EPA 8011 | GCSV/4731 |
| **3542893007** | **B43-1 DUP** | EPA 8011 | OEXT/6469 | EPA 8011 | GCSV/4731 |
| **3542893008** | **B41-1** | EPA 8011 | OEXT/6469 | EPA 8011 | GCSV/4731 |
| **3542893001** | **Equipment Blank (11/10/11)** | EPA 3510 | OEXT/6413 | EPA 8081 | GCSV/4710 |
| **3542893003** | **B45-2** | EPA 3510 | OEXT/6413 | EPA 8081 | GCSV/4710 |
| **3542893004** | **B45-1** | EPA 3510 | OEXT/6413 | EPA 8081 | GCSV/4710 |
| **3542893006** | **B43-1** | EPA 3510 | OEXT/6413 | EPA 8081 | GCSV/4710 |
| **3542893007** | **B43-1 DUP** | EPA 3510 | OEXT/6413 | EPA 8081 | GCSV/4710 |
| **3542893008** | **B41-1** | EPA 3510 | OEXT/6413 | EPA 8081 | GCSV/4710 |
| **3542893001** | **Equipment Blank (11/10/11)** | EPA 3510 | OEXT/6414 | EPA 8082 | GCSV/4699 |
| **3542893003** | **B45-2** | EPA 3510 | OEXT/6414 | EPA 8082 | GCSV/4699 |
| **3542893004** | **B45-1** | EPA 3510 | OEXT/6414 | EPA 8082 | GCSV/4699 |
| **3542893006** | **B43-1** | EPA 3510 | OEXT/6414 | EPA 8082 | GCSV/4699 |
| **3542893007** | **B43-1 DUP** | EPA 3510 | OEXT/6414 | EPA 8082 | GCSV/4699 |
| **3542893008** | **B41-1** | EPA 3510 | OEXT/6414 | EPA 8082 | GCSV/4699 |
| **3542893001** | **Equipment Blank (11/10/11)** | EPA 3510 | OEXT/6403 | EPA 8141 | GCSV/4681 |
| **3542893003** | **B45-2** | EPA 3510 | OEXT/6403 | EPA 8141 | GCSV/4681 |
| **3542893004** | **B45-1** | EPA 3510 | OEXT/6403 | EPA 8141 | GCSV/4681 |
| **3542893006** | **B43-1** | EPA 3510 | OEXT/6403 | EPA 8141 | GCSV/4681 |
| **3542893007** | **B43-1 DUP** | EPA 3510 | OEXT/6403 | EPA 8141 | GCSV/4681 |
| **3542893008** | **B41-1** | EPA 3510 | OEXT/6403 | EPA 8141 | GCSV/4681 |
| **3542893001** | **Equipment Blank (11/10/11)** | EPA 8151 | OEXT/6394 | EPA 8151 | GCSV/4679 |
| **3542893003** | **B45-2** | EPA 8151 | OEXT/6394 | EPA 8151 | GCSV/4679 |
| **3542893004** | **B45-1** | EPA 8151 | OEXT/6394 | EPA 8151 | GCSV/4679 |
| **3542893006** | **B43-1** | EPA 8151 | OEXT/6394 | EPA 8151 | GCSV/4679 |
| **3542893007** | **B43-1 DUP** | EPA 8151 | OEXT/6423 | EPA 8151 | GCSV/4688 |
| **3542893008** | **B41-1** | EPA 8151 | OEXT/6423 | EPA 8151 | GCSV/4688 |
| **3542893001** | **Equipment Blank (11/10/11)** | EPA 3010 | MPRP/6411 | EPA 6010 | ICP/4426 |
| **3542893003** | **B45-2** | EPA 3010 | MPRP/6411 | EPA 6010 | ICP/4426 |
| **3542893004** | **B45-1** | EPA 3010 | MPRP/6411 | EPA 6010 | ICP/4426 |
| **3542893006** | **B43-1** | EPA 3010 | MPRP/6411 | EPA 6010 | ICP/4426 |
| **3542893007** | **B43-1 DUP** | EPA 3010 | MPRP/6411 | EPA 6010 | ICP/4426 |
| **3542893008** | **B41-1** | EPA 3010 | MPRP/6411 | EPA 6010 | ICP/4426 |
| **3542893001** | **Equipment Blank (11/10/11)** | EPA 3010 | MPRP/6412 | EPA 6020 | ICPM/2840 |
| **3542893003** | **B45-2** | EPA 3010 | MPRP/6412 | EPA 6020 | ICPM/2840 |
| **3542893004** | **B45-1** | EPA 3010 | MPRP/6412 | EPA 6020 | ICPM/2840 |

**Pace Analytical Services, Inc.**
8 East Tower Circle
Ormond Beach, FL 32174
(386)672-5668

# QUALITY CONTROL DATA CROSS REFERENCE TABLE

Project: Tomoka Semi-annual LF
Pace Project No.: 3542893

| Lab ID | Sample ID | QC Batch Method | QC Batch | Analytical Method | Analytical Batch |
|---|---|---|---|---|---|
| **3542893006** | **B43-1** | EPA 3010 | MPRP/6412 | EPA 6020 | ICPM/2840 |
| **3542893007** | **B43-1 DUP** | EPA 3010 | MPRP/6412 | EPA 6020 | ICPM/2840 |
| **3542893008** | **B41-1** | EPA 3010 | MPRP/6412 | EPA 6020 | ICPM/2840 |
| **3542893001** | **Equipment Blank (11/10/11)** | EPA 7470 | MERP/2256 | EPA 7470 | MERC/2258 |
| **3542893003** | **B45-2** | EPA 7470 | MERP/2256 | EPA 7470 | MERC/2258 |
| **3542893004** | **B45-1** | EPA 7470 | MERP/2256 | EPA 7470 | MERC/2258 |
| **3542893006** | **B43-1** | EPA 7470 | MERP/2256 | EPA 7470 | MERC/2258 |
| **3542893007** | **B43-1 DUP** | EPA 7470 | MERP/2256 | EPA 7470 | MERC/2258 |
| **3542893008** | **B41-1** | EPA 7470 | MERP/2256 | EPA 7470 | MERC/2258 |
| **3542893001** | **Equipment Blank (11/10/11)** | EPA 3510 | OEXT/6402 | EPA 8270 | MSSV/2630 |
| **3542893003** | **B45-2** | EPA 3510 | OEXT/6402 | EPA 8270 | MSSV/2630 |
| **3542893004** | **B45-1** | EPA 3510 | OEXT/6402 | EPA 8270 | MSSV/2630 |
| **3542893006** | **B43-1** | EPA 3510 | OEXT/6402 | EPA 8270 | MSSV/2630 |
| **3542893007** | **B43-1 DUP** | EPA 3510 | OEXT/6402 | EPA 8270 | MSSV/2630 |
| **3542893008** | **B41-1** | EPA 3510 | OEXT/6402 | EPA 8270 | MSSV/2630 |
| **3542893001** | **Equipment Blank (11/10/11)** | EPA 8260 | MSV/4135 | | |
| **3542893003** | **B45-2** | EPA 8260 | MSV/4135 | | |
| **3542893004** | **B45-1** | EPA 8260 | MSV/4135 | | |
| **3542893006** | **B43-1** | EPA 8260 | MSV/4140 | | |
| **3542893007** | **B43-1 DUP** | EPA 8260 | MSV/4140 | | |
| **3542893008** | **B41-1** | EPA 8260 | MSV/4141 | | |
| **3542893009** | **Trip Blank (11/10/11)** | EPA 8260 | MSV/4141 | | |
| **3542893001** | **Equipment Blank (11/10/11)** | SM 2540C | WET/10908 | | |
| **3542893003** | **B45-2** | SM 2540C | WET/10908 | | |
| **3542893004** | **B45-1** | SM 2540C | WET/10908 | | |
| **3542893006** | **B43-1** | SM 2540C | WET/10908 | | |
| **3542893007** | **B43-1 DUP** | SM 2540C | WET/10908 | | |
| **3542893008** | **B41-1** | SM 2540C | WET/10908 | | |
| **3542893001** | **Equipment Blank (11/10/11)** | EPA 9034 | WET/10898 | | |
| **3542893003** | **B45-2** | EPA 9034 | WET/10898 | | |
| **3542893004** | **B45-1** | EPA 9034 | WET/10898 | | |
| **3542893006** | **B43-1** | EPA 9034 | WET/10898 | | |
| **3542893007** | **B43-1 DUP** | EPA 9034 | WET/10898 | | |
| **3542893008** | **B41-1** | EPA 9034 | WET/10898 | | |
| **3542893001** | **Equipment Blank (11/10/11)** | EPA 300.0 | WETA/13316 | | |
| **3542893003** | **B45-2** | EPA 300.0 | WETA/13316 | | |
| **3542893004** | **B45-1** | EPA 300.0 | WETA/13316 | | |
| **3542893006** | **B43-1** | EPA 300.0 | WETA/13316 | | |
| **3542893007** | **B43-1 DUP** | EPA 300.0 | WETA/13316 | | |
| **3542893008** | **B41-1** | EPA 300.0 | WETA/13316 | | |
| **3542893001** | **Equipment Blank (11/10/11)** | EPA 300.0 | WETA/13318 | | |
| **3542893001** | **Equipment Blank (11/10/11)** | EPA 300.0 | WETA/ | | |
| **3542893003** | **B45-2** | EPA 300.0 | WETA/13318 | | |

**Pace Analytical Services, Inc.**
8 East Tower Circle
Ormond Beach, FL 32174
(386)672-5668

# QUALITY CONTROL DATA CROSS REFERENCE TABLE

Project: Tomoka Semi-annual LF
Pace Project No.: 3542893

| Lab ID | Sample ID | QC Batch Method | QC Batch | Analytical Method | Analytical Batch |
|---|---|---|---|---|---|
| **3542893003** | **B45-2** | EPA 300.0 | WETA/ | | |
| **3542893004** | **B45-1** | EPA 300.0 | WETA/13318 | | |
| **3542893004** | **B45-1** | EPA 300.0 | WETA/ | | |
| **3542893006** | **B43-1** | EPA 300.0 | WETA/13318 | | |
| **3542893006** | **B43-1** | EPA 300.0 | WETA/ | | |
| **3542893007** | **B43-1 DUP** | EPA 300.0 | WETA/13318 | | |
| **3542893007** | **B43-1 DUP** | EPA 300.0 | WETA/ | | |
| **3542893008** | **B41-1** | EPA 300.0 | WETA/13318 | | |
| **3542893008** | **B41-1** | EPA 300.0 | WETA/ | | |
| **3542893001** | **Equipment Blank (11/10/11)** | EPA 350.1 | WETA/13392 | | |
| **3542893003** | **B45-2** | EPA 350.1 | WETA/13392 | | |
| **3542893004** | **B45-1** | EPA 350.1 | WETA/13392 | | |
| **3542893006** | **B43-1** | EPA 350.1 | WETA/13392 | | |
| **3542893007** | **B43-1 DUP** | EPA 350.1 | WETA/13392 | | |
| **3542893008** | **B41-1** | EPA 350.1 | WETA/13392 | | |
| **3542893001** | **Equipment Blank (11/10/11)** | EPA 9012 | WETA/13479 | EPA 9012 | WETA/13508 |
| **3542893003** | **B45-2** | EPA 9012 | WETA/13479 | EPA 9012 | WETA/13508 |
| **3542893004** | **B45-1** | EPA 9012 | WETA/13479 | EPA 9012 | WETA/13508 |
| **3542893006** | **B43-1** | EPA 9012 | WETA/13479 | EPA 9012 | WETA/13508 |
| **3542893007** | **B43-1 DUP** | EPA 9012 | WETA/13479 | EPA 9012 | WETA/13508 |
| **3542893008** | **B41-1** | EPA 9012 | WETA/13479 | EPA 9012 | WETA/13508 |

Pace Analytical®
www.pacelabs.com

# CHAIN-OF-CUSTODY / Analytical Request Document

The Chain-of-Custody is a LEGAL DOCUMENT. All relevant fields must be completed accurately.

3542893

Page: 1 of 1

1424319

**Section A** Required Client Information:

Company: Volusia County
Address: 1990 Tomoka Farm Rd
Daytona Beach, FL 32124
Email To:
Phone: Fax:
Requested Due Date/TAT:

**Section B** Required Project Information:

Report To: Jennifer Stirk
Copy To:
Purchase Order No.:
Project Name: Tomoka LF Baseline
Project Number:

**Section C** Invoice Information:

Attention:
Company Name:
Address:
Pace Quote Reference:
Pace Project Manager:
Pace Profile #:

**REGULATORY AGENCY**

☐ NPDES ☑ GROUND WATER ☐ DRINKING WATER
☐ UST ☐ RCRA ☐ OTHER

Site Location STATE: FL

**Section D** Required Client Information

**SAMPLE ID** (A-Z, 0-9 / ,-) Sample IDs MUST BE UNIQUE

Matrix Codes (MATRIX / CODE): Drinking Water DW; Water WT; Waste Water WW; Product P; Soil/Solid SL; Oil OL; Wipe WP; Air AR; Tissue TS; Other OT

Requested Analysis Filtered (Y/N)

| ITEM # | SAMPLE ID | MATRIX CODE (see valid codes to left) | SAMPLE TYPE (G=GRAB C=COMP) | COLLECTED Composite Start DATE | COLLECTED Composite Start TIME | COLLECTED Composite End/GRAB DATE | COLLECTED Composite End/GRAB TIME | SAMPLE TEMP AT COLLECTION | # OF CONTAINERS | Preservatives: Unpreserved | $H_2SO_4$ | $HNO_3$ | HCl | NaOH | $Na_2S_2O_3$ | Methanol | Other | Analysis Test (Y/N): 8081/8082 | 8141 Pesticides | 8151 Herbicides | 8270 Semi-VOC | Soil RDS | 8260 VOC's | 1010 Metals | Cyanide | Sulfide | TDS | Nitrate, Ammonia | Residual Chlorine (Y/N) | Pace Project No./ Lab I.D. |
|---|---|---|---|---|---|---|---|---|---|---|---|---|---|---|---|---|---|---|---|---|---|---|---|---|---|---|---|---|---|---|
| 1 | EQ | GW | 6 | | | 11/10/11 | 0950 | | 15 | 8 | 1 | 1 | 3 | 2 | | | | 2 | 1 | 1 | 1 | 2 | 3 | 1 | 1 | 1 | 1 | 1 | | |
| 2 | B-77 | | | | | | 1043 | | | | | | | | | | | | | | | | | | | | | | | |
| 3 | B45-2 | | | | | | 1124 | | | | | | | | | | | | | | | | | | | | | | | |
| 4 | B45-1 | | | | | | 1207 | | | | | | | | | | | | | | | | | | | | | | | |
| 5 | B-76 | | | | | | 1327 | | | | | | | | | | | | | | | | | | | | | | | |
| 6 | B43-1 | | | | | | 1414 | | | | | | | | | | | | | | | | | | | | | | | |
| 7 | DUP | | | | | | 1414 | | | | | | | | | | | | | | | | | | | | | | | |
| 8 | B41-1 | GW | 6 | | | 11/10/11 | 1524 | | 15 | 8 | 1 | 1 | 3 | 2 | | | | 2 | 1 | 1 | 1 | 2 | 3 | 1 | 1 | 1 | 1 | 1 | | |
| 9 | | | | | | | | | | | | | | | | | | | | | | | | | | | | | | |
| 10 | TRIP BLANKS | | | | | | | | 2 | | | | 2 | | | | | | | | | | | | | | | | | |
| 11 | | | | | | | | | | | | | | | | | | | | | | | | | | | | | | |
| 12 | | | | | | | | | | | | | | | | | | | | | | | | | | | | | | |

| ADDITIONAL COMMENTS | RELINQUISHED BY / AFFILIATION | DATE | TIME | ACCEPTED BY / AFFILIATION | DATE | TIME |
|---|---|---|---|---|---|---|
| | | 11/10/11 | 1630 | | 11/10/11 | 1630 |

SAMPLE CONDITIONS: Temp in °C: 3.5; Received on Ice (Y/N): Y; Custody Sealed Cooler (Y/N): ; Samples Intact (Y/N):

ORIGINAL

SAMPLER NAME AND SIGNATURE: +73

PRINT Name of SAMPLER: James Stockbeider / Rock Hidden

SIGNATURE of SAMPLER:

DATE Signed (MM/DD/YY): 11/12/11

*Important Note: By signing this form you are accepting Pace's NET 30 day payment terms and agreeing to late charges of 1.5% per month for any invoices not paid within 30 days.

F-ALL-Q-020rev.07, 15-May-2007

# Pace Analytical Field Sampling Log

| Site Name: Tomoka LF Benzene Remediation | Site Location: Volusia County, FL | |
|---|---|---|
| Well #: EQ | Sample ID: 3542893 | Date: 11/10/11 |

## PURGING DATA

YSI: 02606/2697

| Well Diameter: 2" | Tubing Diameter: 3/8" | Well Screen Interval Depth: Feet to | Static Depth to Water: | Sampling Device: ~~Grab~~ PP |
|---|---|---|---|---|

Well Volume Purge: (Total Well Depth– Static Depth to Water) X Well Capacity= Well Volume

( - ) X 0.16 Gallons/Foot = Gallons

Equipment Volume Purge: Pump Volume + (Tubing Capacity X Tubing Length) + Flow Cell Volume= Equipment Volume

+( X )+ = Gallons

| Initial Pump or Tubing Depth in Well (Feet): | Final Pump or Tubing Depth in Well: | Purging Initiated At: | Purging Ended At: | Total Volume Purged (Gallons): |
|---|---|---|---|---|

| Time | Volume Purged (Gal) | CUMUL Volume Purged (Gal) | Purge Rate (gpm) | Depth to Water (Feet) | pH (Standard Units) | Temp. (°C) | Conductivity (µmhos/cm or µS/cm) | Dissolved Oxygen (circle mg/L or % saturation) | Turbidity (NTUs) | Color (Describe) | Odor (Describe) | ORP |
|---|---|---|---|---|---|---|---|---|---|---|---|---|
| 0950 | | | | | | | | | | | | |
| | | | | | | | | | | | | |
| | | | | | | | | | | | | |
| | | | | | | | | | | | | |
| | | | | | | | | | | | | |
| | | | | | | | | | | | | |
| | | | | | | | | | | | | |
| | | | | | | | | | | | | |
| | | | | | | | | | | | | |
| | | | | | | | | | | | | |

Well Capacity (Gallons Per Foot): 0.75" = 0.02; 1" = 0.04; 1.25" = 0.06; 2" = 0.16; 3" = 0.37; 4" = 0.65; 5" = 1.02; 6" = 1.47; 12" = 5.88
Tubing Inside DIA. Capacity (Gal./Ft.): 1/8" = 0.0006; 3/16" = 0.0014; 1/4" = 0.0026; 5/16" = 0.004; 3/8" = 0.006; 1/2" = 0.010; 5/8" = 0.016

## SAMPLING DATA

| Sampled By (Print) | Sampler(s) Signatures | Sampling Initiated At: | Sampling Ended At: |
|---|---|---|---|
| James Stockbridge / Pace | | 0950 | |

| Pump or Tubing Depth in Well (Feet): | Sample Pump Flow Rate (mL per minute): | Tubing Material Code: | Field Decontamination: | Field-Filtered: | Duplicate: |
|---|---|---|---|---|---|
| | 100-200ml | PE | [Yes] [No] | [Yes] [No] Filter Size: ___ µm | [Yes] [No] |

| Sample ID Code | # Containers | Material Code | Volume | Preservative Used | Total Volume Added in Field (mL) | Final pH | Intended Analysis and/or Method | Sampling Equipment Code |
|---|---|---|---|---|---|---|---|---|
| | | | | | | | | |
| | | | | | | | | |
| | | | | | | | | |
| | | | | | | | | |
| | | | | | | | | |

**Weather Conditions**
[✓] Sunny
[ ] Partly Cloudy
[ ] Cloudy
Temperature: 71
Rain: [Yes] [No]
Wind Speed: 0
Wind Direction:

[ ] **Surface Water** Taken From:
Total Depth:_____ [ ] Shore [ ] Surface
Type: [ ] Lake [ ] Stream [ ] Boat [ ] Mid-Depth
[ ] River [ ] Other _____ [ ] Bridge [ ] Bottom
[ ] Wading [ ] Other

[ ] **Waste Water**: Start Time _____ Finish Time _____
Sampling Point:_____ Volume:_____
[ ] Composite [ ] Grab
mL per: [ ] Hour [ ] ½ Hour [ ]

[ ] Soils/Sediment Sampling Point: Sample Depth: [ ] Composite [ ] Grab

[ ] Drum Waste Type: Layers [Yes] [No] [ ] Composite [ ] Grab

[ ] Other: Sampling Point: Sample Depth: [ ] Composite [ ] Grab

**Discharged Method** **Ground [ ] Barrel [ ]** **On Ice @** **Bottles Preserved <2pH**

Field Notes:

**See Work Order/Bottle Order**

# Pace Analytical Field Sampling Log

| Site Name: Tomoka LF Benzene Remediation | | Site Location: Volusia County, FL |
|---|---|---|
| Well #: B45-2 | Sample ID: 5542893 | Date: 11 / / 11 |

## PURGING DATA

*YSI: 02606/2697*

| Well Diameter: 2" | Tubing Diameter: 3/8" | Well Screen Interval Depth: Feet to | Static Depth to Water: 6.95 | Sampling Device: ~~Grab~~ PP |
|---|---|---|---|---|

Well Volume Purge: (Total Well Depth– Static Depth to Water) X Well Capacity= Well Volume

( 17.61 - 6.95 ) X 0.16 Gallons/Foot = 1.7056 Gallons

Equipment Volume Purge: Pump Volume + (Tubing Capacity X Tubing Length) + Flow Cell Volume= Equipment Volume

+( X )+ = Gallons

| Initial Pump or Tubing Depth in Well (Feet): 9 | Final Pump or Tubing Depth in Well: 9 | Purging Initiated At: 1112 | Purging Ended At: 1123 | Total Volume Purged (Gallons): 2.75 |
|---|---|---|---|---|

| Time | Volume Purged (Gal) | CUMUL Volume Purged (Gal) | Purge Rate (gpm) | Depth to Water (Feet) | pH (Standard Units) | Temp. (°C) | Conductivity (µmhos/cm or µS/cm) | Dissolved Oxygen (circle mg/L or % saturation) | Turbidity (NTUs) | Color (Describe) | Odor (Describe) | ORP |
|---|---|---|---|---|---|---|---|---|---|---|---|---|
| 1119 | 1.75 | 1.75 | .25 | 8.68 | 5.59 | 22.95 | 302 | 0.40 | 19.8 | ORANGE | Yes | 145.5 |
| 1121 | .50 | 2.25 | 1 | 8.68 | 5.55 | 23.01 | 306 | 0.31 | 18.4 | 1 | 1 | 151.6 |
| 1123 | .50 | 2.75 | | 8.68 | 5.54 | 23.06 | 308 | 0.30 | 19.7 | 1 | 1 | 153.2 |
| | | | | | | | | | | | | |
| | | | | | | | | | | | | |
| | | | | | | | | | | | | |
| | | | | | | | | | | | | |
| | | | | | | | | | | | | |
| | | | | | | | | | | | | |
| | | | | | | | | | | | | |

Well Capacity (Gallons Per Foot): 0.75" = 0.02; 1" = 0.04; 1.25" = 0.06; 2" = 0.16; 3" = 0.37; 4" = 0.65; 5" = 1.02; 6" = 1.47; 12" = 5.88
Tubing Inside DIA. Capacity (Gal./Ft.): 1/8" = 0.0006; 3/16" = 0.0014; 1/4" = 0.0026; 5/16" = 0.004; 3/8" = 0.006; 1/2" = 0.010; 5/8" = 0.016

## SAMPLING DATA

| Sampled By (Print) James Stockbridge / Pace | Sampler(s) Signatures | Sampling Initiated At: 1124 | Sampling Ended At: 1140 |
|---|---|---|---|

| Pump or Tubing Depth in Well (Feet): 9 | Sample Pump Flow Rate (mL per minute): 100-200ml | Tubing Material Code: PE | Field Decontamination: (Yes) [No] | Field-Filtered: [Yes] (No) Filter Size: ___µm | Duplicate: [Yes] (No) |
|---|---|---|---|---|---|

| Sample ID Code | # Containers | Material Code | Volume | Preservative Used | Total Volume Added in Field (mL) | Final pH | Intended Analysis and/or Method | Sampling Equipment Code |
|---|---|---|---|---|---|---|---|---|
| | | | | | | | | |
| | | | | | | | | |
| | | | | | | | | |
| | | | | | | | | |
| | | | | | | | | |

**Weather Conditions**
[✓] Sunny
[ ] Partly Cloudy
[ ] Cloudy
Temperature: 72
Rain: [Yes] [No]
Wind Speed: Ø
Wind Direction:

[ ] **Surface Water** Taken From:
Total Depth:_____ [ ] Shore [ ] Surface
Type: [ ] Lake [ ] Stream [ ] Boat [ ] Mid-Depth
[ ] River [ ] Other _____ [ ] Bridge [ ] Bottom
[ ] Wading [ ] Other

[ ] **Waste Water:** Start Time _____ Finish Time _____
Sampling Point:_____ Volume:_____
[ ] Composite [ ] Grab
mL per: [ ] Hour [ ] ½ Hour [ ]

[ ] Soils/Sediment Sampling Point: Sample Depth: [ ] Composite [ ] Grab

[ ] Drum Waste Type: Layers [Yes] [No] [ ] Composite [ ] Grab

[ ] Other: Sampling Point: Sample Depth: [ ] Composite [ ] Grab

**Discharged Method** **Ground** [✓] **Barrel** [ ] **On Ice @** 1141 **Bottles Preserved <2pH**

Field Notes:

**See Work Order/Bottle Order**

:\Field\Field Sheets

# Pace Analytical Field Sampling Log

| Site Name: Tomoka LF Benzene Remediation | Site Location: Volusia County, FL |
|---|---|

| Well #: B45-1 | Sample ID: 3542893 | Date: 11/10/11 |
|---|---|---|

## PURGING DATA

YSI: 02606/2697

| Well Diameter: 2" | Tubing Diameter: 3/8" | Well Screen Interval Depth: Feet to | Static Depth to Water: 6.81 | Sampling Device: ~~Grab~~ PP |
|---|---|---|---|---|

Well Volume Purge: (Total Well Depth– Static Depth to Water) X Well Capacity= Well Volume

( 37.28 - 6.81 ) X 0.16 Gallons/Foot = 4.8752 Gallons

Equipment Volume Purge: Pump Volume + (Tubing Capacity X Tubing Length) + Flow Cell Volume= Equipment Volume

+( X )+ = Gallons

| Initial Pump or Tubing Depth in Well (Feet): 9 | Final Pump or Tubing Depth in Well: 11 | Purging Initiated At: 1150 | Purging Ended At: 1206 | Total Volume Purged (Gallons): 8.00 |
|---|---|---|---|---|

| Time | Volume Purged (Gal) | CUMUL Volume Purged (Gal) | Purge Rate (gpm) | Depth to Water (Feet) | pH (Standard Units) | Temp. (°C) | Conductivity (µmhos/cm or µS/cm) | Dissolved Oxygen (circle mg/L or % saturation) | Turbidity (NTUs) | Color (Describe) | Odor (Describe) | ORP |
|---|---|---|---|---|---|---|---|---|---|---|---|---|
| 1200 | 5.00 | 5.00 | .50 | 9.86 | 6.05 | 22.36 | 1499 | 0.22 | 350 | ORANGE | YES | -35.3 |
| 1203 | 1.50 | 6.50 | 1 | 9.86 | 6.01 | 22.26 | 1470 | 0.23 | 2.86 | 1 | 1 | -36.9 |
| 1206 | 1.50 | 8.00 | 1 | 9.86 | 6.04 | 22.19 | 1473 | 0.24 | 1.94 | 1 | 1 | -41.9 |
| | | | | | | | | | | | | |
| | | | | | | | | | | | | |
| | | | | | | | | | | | | |
| | | | | | | | | | | | | |
| | | | | | | | | | | | | |
| | | | | | | | | | | | | |
| | | | | | | | | | | | | |

Well Capacity (Gallons Per Foot): 0.75" = 0.02; 1" = 0.04; 1.25" = 0.06; 2" = 0.16; 3" = 0.37; 4" = 0.65; 5" = 1.02; 6" = 1.47; 12" = 5.88
Tubing Inside DIA. Capacity (Gal./Ft.): 1/8" = 0.0006; 3/16" = 0.0014; 1/4" = 0.0026; 5/16" = 0.004; 3/8" = 0.006; 1/2" = 0.010; 5/8" = 0.016

## SAMPLING DATA

| Sampled By (Print) James Stockbridge / Pace | Sampler(s) Signatures | Sampling Initiated At: 1207 | Sampling Ended At: 1221 |
|---|---|---|---|

| Pump or Tubing Depth in Well (Feet): 11 | Sample Pump Flow Rate (mL per minute): 100-200ml | Tubing Material Code: PE | Field Decontamination: [Yes] [No] | Field-Filtered: [Yes] [No] Filter Size: ____ µm | Duplicate: [Yes] [No] |
|---|---|---|---|---|---|

| Sample ID Code | # Containers | Material Code | Volume | Preservative Used | Total Volume Added in Field (mL) | Final pH | Intended Analysis and/or Method | Sampling Equipment Code |
|---|---|---|---|---|---|---|---|---|
| | | | | | | | | |
| | | | | | | | | |
| | | | | | | | | |
| | | | | | | | | |
| | | | | | | | | |

**Weather Conditions**
[✓] Sunny
[ ] Partly Cloudy
[ ] Cloudy
Temperature: 72
Rain: [Yes] [No]
Wind Speed: 0
Wind Direction:

[ ] **Surface Water** Taken From:
Total Depth:_____ [ ] Shore [ ] Surface
Type: [ ] Lake [ ] Stream [ ] Boat [ ] Mid-Depth
[ ] River [ ] Other _____ [ ] Bridge [ ] Bottom
[ ] Wading [ ] Other

[ ] **Waste Water:** Start Time _____ Finish Time _____
Sampling Point:_____ Volume:_____
[ ] Composite [ ] Grab
mL per: [ ] Hour [ ] ½ Hour [ ]

[ ] Soils/Sediment Sampling Point: Sample Depth: [ ] Composite [ ] Grab

[ ] Drum Waste Type: Layers [Yes] [No] [ ] Composite [ ] Grab

[ ] Other: Sampling Point: Sample Depth: [ ] Composite [ ] Grab

**Discharged Method** **Ground** [✓] **Barrel** [ ] **On Ice @** 1222 **Bottles Preserved <2pH**

Field Notes:

**See Work Order/Bottle Order**

# Pace Analytical Field Sampling Log

| Site Name: Tomoka LF Benzene Remediation | Site Location: Volusia County, FL | |
|---|---|---|
| Well #: B43-1 / DUP | Sample ID: 3542893 | Date: 11/10/11 |

## PURGING DATA

YSI: 02606/2697

| Well Diameter: 2" | Tubing Diameter: 3/8" | Well Screen Interval Depth: Feet to | Static Depth to Water: 6.10 | Sampling Device: **Grab** |
|---|---|---|---|---|

Well Volume Purge: (Total Well Depth– Static Depth to Water) X Well Capacity= Well Volume

( 28.95 - 6.10 ) X 0.16 Gallons/Foot = 3.656 Gallons

Equipment Volume Purge: Pump Volume + (Tubing Capacity X Tubing Length) + Flow Cell Volume= Equipment Volume

+( X )+ = Gallons

| Initial Pump or Tubing Depth in Well (Feet): 11 | Final Pump or Tubing Depth in Well: 11 | Purging Initiated At: 1350 | Purging Ended At: 1413 | Total Volume Purged (Gallons): 5.75 |
|---|---|---|---|---|

| Time | Volume Purged (Gal) | CUMUL Volume Purged (Gal) | Purge Rate (gpm) | Depth to Water (Feet) | pH (Standard Units) | Temp. (°C) | Conductivity (µmhos/cm or µS/cm) | Dissolved Oxygen (circle mg/L or % saturation) | Turbidity (NTUs) | Color (Describe) | Odor (Describe) | ORP |
|---|---|---|---|---|---|---|---|---|---|---|---|---|
| 1405 | 3.75 | 3.75 | .25 | 10.32 | 6.01 | 23.11 | 645 | 0.26 | 9.12 | none | none | -22.5 |
| 1409 | 1.0 | 4.75 | ↓ | ↓ | 6.00 | 23.00 | 649 | 0.26 | 5.57 | ↓ | ↓ | -25.4 |
| 1413 | 1.0 | 5.75 | ↓ | ↓ | 5.48 | 23.02 | 652 | 0.28 | 5.36 | ↓ | ↓ | -24.9 |
| | | | | | | | | | | | | |
| | | | | | | | | | | | | |
| | | | | | | | | | | | | |
| | | | | | | | | | | | | |
| | | | | | | | | | | | | |
| | | | | | | | | | | | | |
| | | | | | | | | | | | | |

Well Capacity (Gallons Per Foot): **0.75"** = 0.02; **1"** = 0.04; **1.25"** = 0.06; **2"** = 0.16; **3"** = 0.37; **4"** = 0.65; **5"** = 1.02; **6"** = 1.47; **12"** = 5.88
**Tubing Inside DIA. Capacity** (Gal./Ft.): **1/8"** = 0.0006; **3/16"** = 0.0014; **1/4"** = 0.0026; **5/16"** = 0.004; **3/8"** = 0.006; **1/2"** = 0.010; **5/8"** = 0.016

## SAMPLING DATA

| Sampled By (Print) | Sampler(s) Signatures | Sampling Initiated At: | Sampling Ended At: |
|---|---|---|---|
| James Stockbridge / Roger Higdon / Pace | [signature] | 1414 | 1444 |

| Pump or Tubing Depth in Well (Feet): 11 | Sample Pump Flow Rate (mL per minute): 100-200ml | Tubing Material Code: PE | Field Decontamination: [Yes] [No] | Field-Filtered: [Yes] [No] Filter Size: ___ µm | Duplicate: [Yes] [No] |
|---|---|---|---|---|---|

| Sample ID Code | # Containers | Material Code | Volume | Preservative Used | Total Volume Added in Field (mL) | Final pH | Intended Analysis and/or Method | Sampling Equipment Code |
|---|---|---|---|---|---|---|---|---|
| | | | | | | | | |
| | | | | | | | | |
| | | | | | | | | |
| | | | | | | | | |
| | | | | | | | | |

**Weather Conditions**
[✓] Sunny
[ ] Partly Cloudy
[ ] Cloudy
Temperature: 80°
Rain: [Yes] [No]
Wind Speed: 0-5
Wind Direction: SE

[ ] **Surface Water** Taken From:
Total Depth:_____ [ ] Shore [ ] Surface
Type: [ ] Lake [ ] Stream [ ] Boat [ ] Mid-Depth
[ ] River [ ] Other _____ [ ] Bridge [ ] Bottom
[ ] Wading [ ] Other

[ ] **Waste Water**: Start Time _____ Finish Time _____
Sampling Point:_____ Volume:_____
[ ] Composite [ ] Grab
mL per: [ ] Hour [ ] ½ Hour [ ]

[ ] Soils/Sediment Sampling Point: Sample Depth: [ ] Composite [ ] Grab

[ ] Drum Waste Type: Layers [Yes] [No] [ ] Composite [ ] Grab

[ ] Other: Sampling Point: Sample Depth: [ ] Composite [ ] Grab

**Discharged Method** **Ground [✓] Barrel [ ]** **On Ice @** 1445 **Bottles Preserved <2pH**

Field Notes:

**See Work Order/Bottle Order**

# Pace Analytical Field Sampling Log

| | | |
|---|---|---|
| Site Name: Tomoka LF Benzene Remediation | | Site Location: Volusia County, FL |
| Well #: B41-1 | Sample ID: 3542893 | Date: 11/10/11 |

## PURGING DATA

YSI: 02606/2697

| Well Diameter: 2" | Tubing Diameter: 3/8" | Well Screen Interval Depth: Feet to | Static Depth to Water: 10.25 | Sampling Device: Grab |
|---|---|---|---|---|

Well Volume Purge: (Total Well Depth– Static Depth to Water) X Well Capacity= Well Volume

(38.25 - 10.25) X 0.16 Gallons/Foot = 4.48 Gallons

Equipment Volume Purge: Pump Volume + (Tubing Capacity X Tubing Length) + Flow Cell Volume= Equipment Volume

+( X )+ = Gallons

| Initial Pump or Tubing Depth in Well (Feet): 15 | Final Pump or Tubing Depth in Well: 15 | Purging Initiated At: 1450 | Purging Ended At: 1523 | Total Volume Purged (Gallons): 8.25 |
|---|---|---|---|---|

| Time | Volume Purged (Gal) | CUMUL Volume Purged (Gal) | Purge Rate (gpm) | Depth to Water (Feet) | pH (Standard Units) | Temp. (°C) | Conductivity (µmhos/cm or mS/cm) | Dissolved Oxygen (circle mg/L or %-saturation) | Turbidity (NTUs) | Color (Describe) | Odor (Describe) | ORP |
|---|---|---|---|---|---|---|---|---|---|---|---|---|
| 1505 | 4.50 | 4.50 | 1.25 | 15.48 | 6.29 | 22.90 | 2086 | 0.22 | 4.01 | orange | no | -56.3 |
| 1513 | 1.25 | 5.75 | | | 6.29 | 22.91 | 2187 | 0.18 | 2.52 | | | -65.9 |
| 1518 | 1.25 | 7.0 | | | 6.29 | 22.93 | 2190 | 0.17 | 6.13 | | | -65.9 |
| 1523 | 1.25 | 8.25 | | | 6.29 | 22.94 | 2138 | 0.19 | 1.61 | | | -66.5 |

Well Capacity (Gallons Per Foot): 0.75" = 0.02; 1" = 0.04; 1.25" = 0.06; 2" = 0.16; 3" = 0.37; 4" = 0.65; 5" = 1.02; 6" = 1.47; 12" = 5.88
Tubing Inside DIA. Capacity (Gal./Ft.): 1/8" = 0.0006; 3/16" = 0.0014; 1/4" = 0.0026; 5/16" = 0.004; 3/8" = 0.006; 1/2" = 0.010; 5/8" = 0.016

## SAMPLING DATA

| Sampled By (Print) | Sampler(s) Signatures | Sampling Initiated At: | Sampling Ended At: |
|---|---|---|---|
| James Stockbridge / Roger Higdon Pace | R Higdon | 1524 | 1539 |

| Pump or Tubing Depth in Well (Feet): | Sample Pump Flow Rate (mL per minute): | Tubing Material Code: | Field Decontamination: | Field-Filtered: | Duplicate: |
|---|---|---|---|---|---|
| 15 | 100-200ml | PE | [Yes] [No] | [Yes] [No] Filter Size: µm | [Yes] [No] |

| Sample ID Code | # Containers | Material Code | Volume | Preservative Used | Total Volume Added in Field (mL) | Final pH | Intended Analysis and/or Method | Sampling Equipment Code |
|---|---|---|---|---|---|---|---|---|
| | | | | | | | | |

**Weather Conditions**
[✓] Sunny
[ ] Partly Cloudy
[ ] Cloudy
Temperature: 80°
Rain: [Yes] [No]
Wind Speed: 0-3
Wind Direction: SE

[ ] **Surface Water** Taken From:
Total Depth:_____ [ ] Shore [ ] Surface
Type: [ ] Lake [ ] Stream [ ] Boat [ ] Mid-Depth
[ ] River [ ] Other _____ [ ] Bridge [ ] Bottom
[ ] Wading [ ] Other

[ ] **Waste Water:** Start Time _____ Finish Time _____
Sampling Point:_____ Volume:_____
[ ] Composite [ ] Grab
mL per: [ ] Hour [ ] ½ Hour [ ]

[ ] Soils/Sediment Sampling Point: Sample Depth: [ ] Composite [ ] Grab

[ ] Drum Waste Type: Layers [Yes] [No] [ ] Composite [ ] Grab

[ ] Other: Sampling Point: Sample Depth: [ ] Composite [ ] Grab

**Discharged Method** **Ground [✓] Barrel [ ]** **On Ice @** 1540 **Bottles Preserved <2pH**

Field Notes:

**See Work Order/Bottle Order**

| Pace Analytical | Document Name: Sample Condition Upon Receipt Form | Document Revised: September 23, 2011 |
|---|---|---|
| | Document No.: F-FL-C-007 rev. 04 | Issuing Authorities: Pace Florida Quality Office |

## Sample Condition Upon Receipt Form (SCUR)

Table Number: _____

Client Name: Volusia Project # 3542893

**Courier:** ☐ Fed Ex ☐ UPS ☐ USPS ☐ Client ☐ Commercial ☒ Pace ☐ Other _____

**Tracking #** _____

**Custody Seal on Cooler/Box Present:** ☐ yes ☒ no Seals intact: ☐ yes ☐ no

**Packing Material:** ☒ Bubble Wrap ☒ Bubble Bags ☐ None ☐ Other _____

**Date and Initials of person examining contents:** 18 1/10/11

**Thermometer Used** T73 **Type of Ice:** (Wet) Blue None

**Cooler Temperature°C** 3.7 **(Visual)** -0.2 **(Correction Factor)** 3.5 **(Actual)**

(Temp should be above freezing to 6°C). If below 0°C, then was sample frozen? ☐ Yes ☐ No

**Receipt of samples satisfactory:** ☐ Yes ☐ No **Rush TAT requested on COC:**

| If yes, then all conditions below were met: | If no, then mark box & describe issue (use comments area if necessary): |
|---|---|
| Chain of Custody Present | ☐ |
| Chain of Custody Filled Out | ☐ |
| Relinquished Signature & Sampler Name COC | ☐ |
| Samples Arrived within Hold Time | ☐ |
| Sufficient Volume | ☐ |
| Correct Containers Used | ☐ |
| Containers Intact | ☐ |
| Sample Labels match COC (sample IDs & date/time of collection) | ☐ No Labels: ☐ No Time/Date on Labels: ☐ |
| All containers needing preservation are found to be in compliance with EPA recommendation. | ☒ See Below |
| No Headspace in VOA Vials ( >6mm): | ☐ |

**Client Notification/ Resolution:**

Person Contacted: _____ Date/Time: _____

Comments/ Resolution (use back for additional comments): as per Jeff Baylor, add NaOH to both Cyanide and Sulfide

| | Sulfide | Nit. | Cr | Metal |
|---|---|---|---|---|
| EQ | 12 | 2 | 12 | 2 |
| B-77 | 8 | 2 | 8 | 2 |
| B-45-2 | 10 | 2 | 12 | 2 |
| B-45-1 | 7 | 3 | 7 | 2 |
| B-76 | 7 | 3 | 8 | 2 |
| B-43-1 | 8 | 2 | 8 | 2 |
| DUP | 8 | 2 | 8 | 2 |
| B41-1 | 7 | 2 | 7 | 2 |

**Project Manager Review:** _____ **Date:** _____

### Finished Product Information Only

**F.P. Sample ID:** _____

**Production Code:** _____

**Date/Time Opened:** _____

**Number of Unopened Bottles Remaining:** _____

**Extra Sample in Shed:** Yes No

**Size & Qty of Bottles Received**

_____ x 5 Gal
_____ x 2.5 Gal
_____ x 1 Gal
_____ x 1 Liter
_____ x 500 mL
_____ x 250 mL
_____ x Other: _____

**Pace Analytical Services, Inc.**
8 East Tower Circle
Ormond Beach, FL 32174
(386)672-5668

November 28, 2011

Ms. Jennifer Stirk
Volusia County Solid Waste Management
1990 Tomoka Farms Road
Port Orange, FL 32128

RE: Project: Tomoka Semi-annual LF
Pace Project No.: 3543012

Dear Ms. Stirk:
Enclosed are the analytical results for sample(s) received by the laboratory on November 11, 2011. The results relate only to the samples included in this report. Results reported herein conform to the most current TNI standards and the laboratory's Quality Assurance Manual, where applicable, unless otherwise noted in the body of the report.

If you have any questions concerning this report, please feel free to contact me.

Sincerely,

Jeff Baylor

Jeff Baylor

jeff.baylor@pacelabs.com
Project Manager

Enclosures

cc: Ken Guilbeault, SCS Engineers
Ms. Katherine Weitz, HDR Engineering, Inc.

**Pace Analytical Services, Inc.**
8 East Tower Circle
Ormond Beach, FL 32174
(386)672-5668

# CERTIFICATIONS

Project: Tomoka Semi-annual LF
Pace Project No.: 3543012

**Ormond Beach Certification IDs**
8 East Tower Circle, Ormond Beach, FL 32174
Alabama Certification #: 41320
Arizona Certification #: AZ0735
Colorado Certification: FL NELAC Reciprocity
Connecticut Certification #: PH 0216
Florida Certification #: E83079
Georgia Certification #: 955
Guam Certification: FL NELAC Reciprocity
Hawaii Certification: FL NELAC Reciprocity
Illinois Certification #: 200068
Indiana Certification: FL NELAC Reciprocity
Kansas Certification #: E-10383
Kentucky Certification #: 90050
Louisiana Certification #: FL NELAC Reciprocity
Louisiana Environmental Certificate #: 05007
Maine Certification #: FL01264
Massachusetts Certification #: M-FL1264
Michigan Certification #: 9911
Mississippi Certification: FL NELAC Reciprocity
Missouri Certification #: 236
Montana Certification #: Cert 0074
Nevada Certification: FL NELAC Reciprocity
New Hampshire Certification #: 2958
New Jersey Certification #: FL765
New York Certification #: 11608
North Carolina Environmental Certificate #: 667
North Carolina Certification #: 12710
Pennsylvania Certification #: 68-00547
Puerto Rico Certification #: FL01264
Tennessee Certification #: TN02974
Texas Certification: FL NELAC Reciprocity
U.S.Virgin Islands Certification: FL NELAC Reciprocity
Virginia Certification #: 00432
Virginia Environmental Certificate #: 460165
Washington Certification #: C955
Wyoming Certification: FL NELAC Reciprocity
Wyoming (EPA Region 8): FL NELAC Reciprocity

**Pace Analytical Services, Inc.**
8 East Tower Circle
Ormond Beach, FL 32174
(386)672-5668

## SAMPLE SUMMARY

Project: Tomoka Semi-annual LF
Pace Project No.: 3543012

| Lab ID | Sample ID | Matrix | Date Collected | Date Received |
|---|---|---|---|---|
| **3543012001** | **Equipment Blank (11/11/11)** | Water | 11/11/11 09:30 | 11/11/11 16:17 |
| **3543012002** | **B40-1** | Water | 11/11/11 10:13 | 11/11/11 16:17 |
| **3543012003** | **B40-1 DUP** | Water | 11/11/11 10:13 | 11/11/11 16:17 |
| **3543012004** | **B40-2** | Water | 11/11/11 11:02 | 11/11/11 16:17 |
| **3543012005** | **B65** | Water | 11/11/11 11:52 | 11/11/11 16:17 |
| **3543012006** | **B41-2** | Water | 11/11/11 12:43 | 11/11/11 16:17 |
| **3543012007** | **B1-B** | Water | 11/11/11 13:43 | 11/11/11 16:17 |
| **3543012008** | **B42-2** | Water | 11/11/11 14:33 | 11/11/11 16:17 |
| **3543012009** | **B42-1** | Water | 11/11/11 15:14 | 11/11/11 16:17 |
| **3543012010** | **Trip Blank (11/11/11)** | Water | 11/11/11 08:00 | 11/11/11 16:17 |

**Pace Analytical Services, Inc.**
8 East Tower Circle
Ormond Beach, FL 32174
(386)672-5668

# SAMPLE ANALYTE COUNT

Project: Tomoka Semi-annual LF
Pace Project No.: 3543012

| Lab ID | Sample ID | Method | Analysts | Analytes Reported | Laboratory |
|---|---|---|---|---|---|
| **3543012001** | **Equipment Blank (11/11/11)** | EPA 8011 | JLR | 2 | PASI-O |
| | | EPA 6010 | TAP | 15 | PASI-O |
| | | EPA 6020 | HEA | 2 | PASI-O |
| | | EPA 7470 | HEA | 1 | PASI-O |
| | | EPA 8260 | ABD | 49 | PASI-O |
| | | SM 2540C | MMD | 1 | PASI-O |
| | | EPA 300.0 | LAJ | 1 | PASI-O |
| | | EPA 300.0 | LAJ | 2 | PASI-O |
| | | EPA 350.1 | SOA | 1 | PASI-O |
| **3543012002** | **B40-1** | | JSB | 9 | PASI-O |
| | | EPA 8011 | JLR | 2 | PASI-O |
| | | EPA 6010 | TAP | 15 | PASI-O |
| | | EPA 6020 | HEA | 2 | PASI-O |
| | | EPA 7470 | HEA | 1 | PASI-O |
| | | EPA 8260 | ABD | 49 | PASI-O |
| | | SM 2540C | MMD | 1 | PASI-O |
| | | EPA 300.0 | LAJ | 1 | PASI-O |
| | | EPA 300.0 | IRL, LAJ | 2 | PASI-O |
| | | EPA 350.1 | SOA | 1 | PASI-O |
| **3543012003** | **B40-1 DUP** | | JSB | 9 | PASI-O |
| | | EPA 8011 | JLR | 2 | PASI-O |
| | | EPA 6010 | TAP | 15 | PASI-O |
| | | EPA 6020 | HEA | 2 | PASI-O |
| | | EPA 7470 | HEA | 1 | PASI-O |
| | | EPA 8260 | ABD | 49 | PASI-O |
| | | SM 2540C | MMD | 1 | PASI-O |
| | | EPA 300.0 | LAJ | 1 | PASI-O |
| | | EPA 300.0 | IRL, LAJ | 2 | PASI-O |
| | | EPA 350.1 | SOA | 1 | PASI-O |
| **3543012004** | **B40-2** | | JSB | 9 | PASI-O |
| | | EPA 8011 | JLR | 2 | PASI-O |
| | | EPA 6010 | TAP | 15 | PASI-O |
| | | EPA 6020 | HEA | 2 | PASI-O |
| | | EPA 7470 | HEA | 1 | PASI-O |
| | | EPA 8260 | ABD | 49 | PASI-O |
| | | SM 2540C | MMD | 1 | PASI-O |
| | | EPA 300.0 | LAJ | 1 | PASI-O |

**Pace Analytical Services, Inc.**
8 East Tower Circle
Ormond Beach, FL 32174
(386)672-5668

## SAMPLE ANALYTE COUNT

Project: Tomoka Semi-annual LF
Pace Project No.: 3543012

| Lab ID | Sample ID | Method | Analysts | Analytes Reported | Laboratory |
|---|---|---|---|---|---|
| | | EPA 300.0 | IRL, LAJ | 2 | PASI-O |
| | | EPA 350.1 | SOA | 1 | PASI-O |
| **3543012005** | **B65** | | JSB | 9 | PASI-O |
| | | EPA 8011 | JLR | 2 | PASI-O |
| | | EPA 6010 | TAP | 15 | PASI-O |
| | | EPA 6020 | HEA | 2 | PASI-O |
| | | EPA 7470 | HEA | 1 | PASI-O |
| | | EPA 8260 | ABD | 49 | PASI-O |
| | | SM 2540C | MMD | 1 | PASI-O |
| | | EPA 300.0 | LAJ | 1 | PASI-O |
| | | EPA 300.0 | IRL, LAJ | 2 | PASI-O |
| | | EPA 350.1 | SOA | 1 | PASI-O |
| **3543012006** | **B41-2** | | JSB | 9 | PASI-O |
| | | EPA 8011 | JLR | 2 | PASI-O |
| | | EPA 6010 | TAP | 15 | PASI-O |
| | | EPA 6020 | HEA | 2 | PASI-O |
| | | EPA 7470 | HEA | 1 | PASI-O |
| | | EPA 8260 | ABD | 49 | PASI-O |
| | | SM 2540C | MMD | 1 | PASI-O |
| | | EPA 300.0 | LAJ | 1 | PASI-O |
| | | EPA 300.0 | IRL, LAJ | 2 | PASI-O |
| | | EPA 350.1 | SOA | 1 | PASI-O |
| **3543012007** | **B1-B** | | JSB | 9 | PASI-O |
| | | EPA 8011 | JLR | 2 | PASI-O |
| | | EPA 6010 | TAP | 15 | PASI-O |
| | | EPA 6020 | HEA | 2 | PASI-O |
| | | EPA 7470 | HEA | 1 | PASI-O |
| | | EPA 8260 | ABD | 49 | PASI-O |
| | | SM 2540C | MMD | 1 | PASI-O |
| | | EPA 300.0 | LAJ | 1 | PASI-O |
| | | EPA 300.0 | IRL, LAJ | 2 | PASI-O |
| | | EPA 350.1 | SOA | 1 | PASI-O |
| **3543012008** | **B42-2** | | JSB | 9 | PASI-O |
| | | EPA 8011 | JLR | 2 | PASI-O |
| | | EPA 6010 | TAP | 15 | PASI-O |
| | | EPA 6020 | HEA | 2 | PASI-O |
| | | EPA 7470 | HEA | 1 | PASI-O |

**Pace Analytical Services, Inc.**
8 East Tower Circle
Ormond Beach, FL 32174
(386)672-5668

## SAMPLE ANALYTE COUNT

Project: Tomoka Semi-annual LF
Pace Project No.: 3543012

| Lab ID | Sample ID | Method | Analysts | Analytes Reported | Laboratory |
|---|---|---|---|---|---|
| | | EPA 8260 | SK | 49 | PASI-O |
| | | SM 2540C | MMD | 1 | PASI-O |
| | | EPA 300.0 | LAJ | 1 | PASI-O |
| | | EPA 300.0 | LAJ | 2 | PASI-O |
| | | EPA 350.1 | SOA | 1 | PASI-O |
| **3543012009** | **B42-1** | | JSB | 9 | PASI-O |
| | | EPA 8011 | JLR | 2 | PASI-O |
| | | EPA 6010 | TAP | 15 | PASI-O |
| | | EPA 6020 | HEA | 2 | PASI-O |
| | | EPA 7470 | HEA | 1 | PASI-O |
| | | EPA 8260 | SK | 49 | PASI-O |
| | | SM 2540C | MMD | 1 | PASI-O |
| | | EPA 300.0 | LAJ | 1 | PASI-O |
| | | EPA 300.0 | IRL | 2 | PASI-O |
| | | EPA 350.1 | SOA | 1 | PASI-O |
| **3543012010** | **Trip Blank (11/11/11)** | EPA 8260 | SK | 51 | PASI-O |

**Pace Analytical Services, Inc.**
8 East Tower Circle
Ormond Beach, FL 32174
(386)672-5668

## HITS ONLY

Project: Tomoka Semi-annual LF
Pace Project No.: 3543012

| Lab Sample ID / Method | Client Sample ID / Parameters | Result | Units | Report Limit | Analyzed | Qualifiers |
|---|---|---|---|---|---|---|
| **3543012002** | **B40-1** | | | | | |
| | Field pH | 5.44 | Std. Units | | 11/11/11 10:13 | |
| | Field Temperature | 21.72 | deg C | | 11/11/11 10:13 | |
| | Appearance | Color: None, Sheen: None | | | 11/11/11 10:13 | |
| | Field Specific Conductance | 520 | umhos/cm | | 11/11/11 10:13 | |
| | Oxygen, Dissolved | 1.08 | mg/L | | 11/11/11 10:13 | |
| | REDOX | 47.8 | mV | | 11/11/11 10:13 | |
| | Turbidity | 0.14 | NTU | | 11/11/11 10:13 | |
| | Depth to Water | 6.98 | feet | | 11/11/11 10:13 | |
| | Water Level(NGVD) | 20.66 | feet | | 11/11/11 10:13 | |
| EPA 6010 | Barium | 128 | ug/L | 10.0 | 11/15/11 21:41 | |
| EPA 6010 | Iron | 14700 | ug/L | 40.0 | 11/15/11 21:41 | |
| EPA 6010 | Sodium | 52.0 | mg/L | 1.0 | 11/15/11 21:41 | |
| SM 2540C | Total Dissolved Solids | 384 | mg/L | 5.0 | 11/15/11 11:39 | |
| EPA 300.0 | Chloride | 64.4 | mg/L | 5.0 | 11/11/11 23:47 | |
| EPA 300.0 | Sulfate | 127 | mg/L | 10.0 | 11/23/11 02:10 | |
| EPA 350.1 | Nitrogen, Ammonia | 0.14 | mg/L | 0.050 | 11/18/11 09:32 | |
| **3543012003** | **B40-1 DUP** | | | | | |
| | Field pH | 5.44 | Std. Units | | 11/11/11 10:13 | |
| | Field Temperature | 21.72 | deg C | | 11/11/11 10:13 | |
| | Appearance | Color: None, Sheen: None | | | 11/11/11 10:13 | |
| | Field Specific Conductance | 520 | umhos/cm | | 11/11/11 10:13 | |
| | Oxygen, Dissolved | 1.08 | mg/L | | 11/11/11 10:13 | |
| | REDOX | 47.8 | mV | | 11/11/11 10:13 | |
| | Turbidity | 0.14 | NTU | | 11/11/11 10:13 | |
| | Depth to Water | 6.98 | feet | | 11/11/11 10:13 | |
| | Water Level(NGVD) | 20.66 | feet | | 11/11/11 10:13 | |
| EPA 6010 | Barium | 128 | ug/L | 10.0 | 11/15/11 21:45 | |
| EPA 6010 | Iron | 14500 | ug/L | 40.0 | 11/15/11 21:45 | |
| EPA 6010 | Sodium | 52.5 | mg/L | 1.0 | 11/15/11 21:45 | |
| SM 2540C | Total Dissolved Solids | 387 | mg/L | 5.0 | 11/15/11 11:39 | |
| EPA 300.0 | Chloride | 64.5 | mg/L | 5.0 | 11/11/11 23:59 | |
| EPA 300.0 | Sulfate | 123 | mg/L | 10.0 | 11/23/11 02:22 | |
| EPA 350.1 | Nitrogen, Ammonia | 0.22 | mg/L | 0.050 | 11/18/11 09:33 | |
| **3543012004** | **B40-2** | | | | | |
| | Field pH | 6.01 | Std. Units | | 11/11/11 11:02 | |
| | Field Temperature | 22.10 | deg C | | 11/11/11 11:02 | |
| | Appearance | Color: None, Sheen: None | | | 11/11/11 11:02 | |
| | Field Specific Conductance | 723 | umhos/cm | | 11/11/11 11:02 | |
| | Oxygen, Dissolved | 0.30 | mg/L | | 11/11/11 11:02 | |

**Pace Analytical Services, Inc.**
8 East Tower Circle
Ormond Beach, FL 32174
(386)672-5668

## HITS ONLY

Project: Tomoka Semi-annual LF
Pace Project No.: 3543012

| Lab Sample ID / Method | Client Sample ID / Parameters | Result | Units | Report Limit | Analyzed | Qualifiers |
|---|---|---|---|---|---|---|
| **3543012004** | **B40-2** | | | | | |
| | REDOX | 59.8 | mV | | 11/11/11 11:02 | |
| | Turbidity | 1.28 | NTU | | 11/11/11 11:02 | |
| | Depth to Water | 4.80 | feet | | 11/11/11 11:02 | |
| | Water Level(NGVD) | 22.88 | feet | | 11/11/11 11:02 | |
| EPA 6010 | Barium | 46.1 | ug/L | 10.0 | 11/15/11 21:49 | |
| EPA 6010 | Iron | 1140 | ug/L | 40.0 | 11/15/11 21:49 | |
| EPA 6010 | Sodium | 24.1 | mg/L | 1.0 | 11/15/11 21:49 | |
| EPA 6010 | Vanadium | 6.1 I | ug/L | 10.0 | 11/15/11 21:49 | |
| SM 2540C | Total Dissolved Solids | 564 | mg/L | 5.0 | 11/15/11 11:39 | |
| EPA 300.0 | Chloride | 26.7 | mg/L | 5.0 | 11/12/11 00:11 | |
| EPA 300.0 | Sulfate | 200 | mg/L | 25.0 | 11/23/11 02:34 | |
| EPA 350.1 | Nitrogen, Ammonia | 0.37 | mg/L | 0.050 | 11/18/11 09:34 | |
| **3543012005** | **B65** | | | | | |
| | Field pH | 5.96 | Std. Units | | 11/11/11 11:52 | |
| | Field Temperature | 21.21 | deg C | | 11/11/11 11:52 | |
| | Appearance | Color: None, Sheen: None | | | 11/11/11 11:52 | |
| | Field Specific Conductance | 627 | umhos/cm | | 11/11/11 11:52 | |
| | Oxygen, Dissolved | 0.22 | mg/L | | 11/11/11 11:52 | |
| | REDOX | 3.7 | mV | | 11/11/11 11:52 | |
| | Turbidity | 1.73 | NTU | | 11/11/11 11:52 | |
| | Depth to Water | 5.10 | feet | | 11/11/11 11:52 | |
| | Water Level(NGVD) | 22.94 | feet | | 11/11/11 11:52 | |
| EPA 6010 | Barium | 55.7 | ug/L | 10.0 | 11/15/11 22:01 | |
| EPA 6010 | Chromium | 3.5 I | ug/L | 5.0 | 11/15/11 22:01 | |
| EPA 6010 | Copper | 2.8 I | ug/L | 5.0 | 11/15/11 22:01 | |
| EPA 6010 | Iron | 2040 | ug/L | 40.0 | 11/15/11 22:01 | |
| EPA 6010 | Sodium | 33.3 | mg/L | 1.0 | 11/15/11 22:01 | |
| EPA 6010 | Vanadium | 8.9 I | ug/L | 10.0 | 11/15/11 22:01 | |
| SM 2540C | Total Dissolved Solids | 511 | mg/L | 5.0 | 11/15/11 11:39 | |
| EPA 300.0 | Chloride | 40.8 | mg/L | 5.0 | 11/12/11 00:47 | |
| EPA 300.0 | Sulfate | 139 | mg/L | 25.0 | 11/23/11 02:46 | |
| EPA 350.1 | Nitrogen, Ammonia | 0.22 | mg/L | 0.050 | 11/18/11 09:35 | |
| **3543012006** | **B41-2** | | | | | |
| | Field pH | 6.69 | Std. Units | | 11/11/11 12:43 | |
| | Field Temperature | 21.08 | deg C | | 11/11/11 12:43 | |
| | Appearance | Color: None, Sheen: None | | | 11/11/11 12:43 | |
| | Field Specific Conductance | 967 | umhos/cm | | 11/11/11 12:43 | |
| | Oxygen, Dissolved | 0.32 | mg/L | | 11/11/11 12:43 | |
| | REDOX | -57.0 | mV | | 11/11/11 12:43 | |
| | Turbidity | 1.03 | NTU | | 11/11/11 12:43 | |
| | Depth to Water | 6.32 | feet | | 11/11/11 12:43 | |

**Pace Analytical Services, Inc.**
8 East Tower Circle
Ormond Beach, FL 32174
(386)672-5668

# HITS ONLY

Project: Tomoka Semi-annual LF
Pace Project No.: 3543012

| Lab Sample ID / Method | Client Sample ID / Parameters | Result | Units | Report Limit | Analyzed | Qualifiers |
|---|---|---|---|---|---|---|
| **3543012006** | **B41-2** | | | | | |
| | Water Level(NGVD) | 22.94 | feet | | 11/11/11 12:43 | |
| EPA 6010 | Barium | 67.3 | ug/L | 10.0 | 11/15/11 22:05 | |
| EPA 6010 | Copper | 6.5 | ug/L | 5.0 | 11/15/11 22:05 | |
| EPA 6010 | Iron | 1540 | ug/L | 40.0 | 11/15/11 22:05 | |
| EPA 6010 | Nickel | 3.9 I | ug/L | 5.0 | 11/15/11 22:05 | |
| EPA 6010 | Sodium | 28.6 | mg/L | 1.0 | 11/15/11 22:05 | |
| EPA 6010 | Vanadium | 5.3 I | ug/L | 10.0 | 11/15/11 22:05 | |
| SM 2540C | Total Dissolved Solids | 750 | mg/L | 10.0 | 11/15/11 11:40 | |
| EPA 300.0 | Chloride | 29.3 | mg/L | 5.0 | 11/12/11 01:24 | |
| EPA 300.0 | Sulfate | 163 | mg/L | 10.0 | 11/23/11 02:58 | |
| EPA 350.1 | Nitrogen, Ammonia | 0.56 | mg/L | 0.050 | 11/18/11 09:36 | |
| **3543012007** | **B1-B** | | | | | |
| | Field pH | 6.30 | Std. Units | | 11/11/11 13:43 | |
| | Field Temperature | 22.12 | deg C | | 11/11/11 13:43 | |
| | Appearance | Color: None, Sheen: None | | | 11/11/11 13:43 | |
| | Field Specific Conductance | 1326 | umhos/cm | | 11/11/11 13:43 | |
| | Oxygen, Dissolved | 0.26 | mg/L | | 11/11/11 13:43 | |
| | REDOX | -38.3 | mV | | 11/11/11 13:43 | |
| | Turbidity | 0.79 | NTU | | 11/11/11 13:43 | |
| | Depth to Water | 9.59 | feet | | 11/11/11 13:43 | |
| | Water Level(NGVD) | 17.72 | feet | | 11/11/11 13:43 | |
| EPA 6010 | Barium | 310 | ug/L | 10.0 | 11/15/11 22:09 | |
| EPA 6010 | Copper | 3.2 I | ug/L | 5.0 | 11/15/11 22:09 | |
| EPA 6010 | Iron | 21900 | ug/L | 40.0 | 11/15/11 22:09 | |
| EPA 6010 | Sodium | 81.0 | mg/L | 1.0 | 11/15/11 22:09 | |
| EPA 8260 | Chlorobenzene | 1.1 | ug/L | 1.0 | 11/22/11 03:52 | |
| SM 2540C | Total Dissolved Solids | 804 | mg/L | 10.0 | 11/16/11 09:01 | |
| EPA 300.0 | Chloride | 107 | mg/L | 10.0 | 11/23/11 03:35 | |
| EPA 300.0 | Sulfate | 44.6 | mg/L | 5.0 | 11/12/11 01:36 | |
| EPA 350.1 | Nitrogen, Ammonia | 11.9 | mg/L | 0.050 | 11/18/11 09:37 | |
| **3543012008** | **B42-2** | | | | | |
| | Field pH | 6.06 | Std. Units | | 11/11/11 14:33 | |
| | Field Temperature | 22.18 | deg C | | 11/11/11 14:33 | |
| | Appearance | Color: None, Sheen: None | | | 11/11/11 14:33 | |
| | Field Specific Conductance | 422 | umhos/cm | | 11/11/11 14:33 | |
| | Oxygen, Dissolved | 0.36 | mg/L | | 11/11/11 14:33 | |
| | REDOX | 95.1 | mV | | 11/11/11 14:33 | |
| | Turbidity | 6.88 | NTU | | 11/11/11 14:33 | |
| | Depth to Water | 5.43 | feet | | 11/11/11 14:33 | |
| | Water Level(NGVD) | 22.93 | feet | | 11/11/11 14:33 | |
| EPA 6010 | Barium | 50.8 | ug/L | 10.0 | 11/15/11 22:13 | |

**Pace Analytical Services, Inc.**
8 East Tower Circle
Ormond Beach, FL 32174
(386)672-5668

## HITS ONLY

Project: Tomoka Semi-annual LF
Pace Project No.: 3543012

| Lab Sample ID<br>Method | Client Sample ID<br>Parameters | Result | Units | Report Limit | Analyzed | Qualifiers |
|---|---|---|---|---|---|---|
| **3543012008** | **B42-2** | | | | | |
| EPA 6010 | Chromium | 3.1 I | ug/L | 5.0 | 11/15/11 22:13 | |
| EPA 6010 | Iron | 573 | ug/L | 40.0 | 11/15/11 22:13 | |
| EPA 6010 | Sodium | 27.3 | mg/L | 1.0 | 11/15/11 22:13 | |
| EPA 6010 | Vanadium | 7.5 I | ug/L | 10.0 | 11/15/11 22:13 | |
| SM 2540C | Total Dissolved Solids | 325 | mg/L | 5.0 | 11/16/11 09:02 | |
| EPA 300.0 | Nitrate as N | 0.32 | mg/L | 0.050 | 11/12/11 01:48 | |
| EPA 300.0 | Chloride | 27.7 | mg/L | 5.0 | 11/12/11 01:48 | |
| EPA 300.0 | Sulfate | 61.1 | mg/L | 5.0 | 11/12/11 01:48 | |
| EPA 350.1 | Nitrogen, Ammonia | 0.083 | mg/L | 0.050 | 11/18/11 09:38 | |
| **3543012009** | **B42-1** | | | | | |
| | Field pH | 5.74 | Std. Units | | 11/11/11 15:14 | |
| | Field Temperature | 22.04 | deg C | | 11/11/11 15:14 | |
| | Appearance | Color: None, Sheen: None | | | 11/11/11 15:14 | |
| | Field Specific Conductance | 985 | umhos/cm | | 11/11/11 15:14 | |
| | Oxygen, Dissolved | 0.22 | mg/L | | 11/11/11 15:14 | |
| | REDOX | 33.9 | mV | | 11/11/11 15:14 | |
| | Turbidity | 0.39 | NTU | | 11/11/11 15:14 | |
| | Depth to Water | 9.27 | feet | | 11/11/11 15:14 | |
| | Water Level(NGVD) | 19.23 | feet | | 11/11/11 15:14 | |
| EPA 6010 | Barium | 137 | ug/L | 10.0 | 11/15/11 22:25 | |
| EPA 6010 | Copper | 3.1 I | ug/L | 5.0 | 11/15/11 22:25 | |
| EPA 6010 | Iron | 17400 | ug/L | 40.0 | 11/15/11 22:25 | |
| EPA 6010 | Sodium | 108 | mg/L | 1.0 | 11/15/11 22:25 | |
| SM 2540C | Total Dissolved Solids | 716 | mg/L | 10.0 | 11/16/11 09:02 | |
| EPA 300.0 | Chloride | 99.4 | mg/L | 25.0 | 11/23/11 03:47 | |
| EPA 300.0 | Sulfate | 280 | mg/L | 25.0 | 11/23/11 03:47 | |
| EPA 350.1 | Nitrogen, Ammonia | 0.38 | mg/L | 0.050 | 11/18/11 09:41 | |

**Pace Analytical Services, Inc.**
8 East Tower Circle
Ormond Beach, FL 32174
(386)672-5668

# ANALYTICAL RESULTS

Project: Tomoka Semi-annual LF
Pace Project No.: 3543012

**Sample: Equipment Blank (11/11/11)** **Lab ID: 3543012001** Collected: 11/11/11 09:30 Received: 11/11/11 16:17 Matrix: Water

| Parameters | Results | Units | PQL | MDL | DF | Prepared | Analyzed | CAS No. | Qual |
|---|---|---|---|---|---|---|---|---|---|
| **8011 GCS EDB and DBCP** | Analytical Method: EPA 8011 Preparation Method: EPA 8011 | | | | | | | | |
| 1,2-Dibromo-3-chloropropane | **0.0051U** | ug/L | 0.021 | 0.0051 | 1 | 11/17/11 11:30 | 11/17/11 22:19 | 96-12-8 | |
| 1,2-Dibromoethane (EDB) | **0.0064U** | ug/L | 0.010 | 0.0064 | 1 | 11/17/11 11:30 | 11/17/11 22:19 | 106-93-4 | |
| **6010 MET ICP** | Analytical Method: EPA 6010 Preparation Method: EPA 3010 | | | | | | | | |
| Arsenic | **5.0U** | ug/L | 10.0 | 5.0 | 1 | 11/14/11 09:52 | 11/15/11 21:37 | 7440-38-2 | |
| Barium | **5.0U** | ug/L | 10.0 | 5.0 | 1 | 11/14/11 09:52 | 11/15/11 21:37 | 7440-39-3 | |
| Beryllium | **0.50U** | ug/L | 1.0 | 0.50 | 1 | 11/14/11 09:52 | 11/15/11 21:37 | 7440-41-7 | |
| Cadmium | **0.50U** | ug/L | 1.0 | 0.50 | 1 | 11/14/11 09:52 | 11/15/11 21:37 | 7440-43-9 | |
| Chromium | **2.5U** | ug/L | 5.0 | 2.5 | 1 | 11/14/11 09:52 | 11/15/11 21:37 | 7440-47-3 | |
| Cobalt | **5.0U** | ug/L | 10.0 | 5.0 | 1 | 11/14/11 09:52 | 11/15/11 21:37 | 7440-48-4 | |
| Copper | **2.5U** | ug/L | 5.0 | 2.5 | 1 | 11/14/11 09:52 | 11/15/11 21:37 | 7440-50-8 | |
| Iron | **20.0U** | ug/L | 40.0 | 20.0 | 1 | 11/14/11 09:52 | 11/15/11 21:37 | 7439-89-6 | |
| Lead | **5.0U** | ug/L | 10.0 | 5.0 | 1 | 11/14/11 09:52 | 11/15/11 21:37 | 7439-92-1 | |
| Nickel | **2.5U** | ug/L | 5.0 | 2.5 | 1 | 11/14/11 09:52 | 11/15/11 21:37 | 7440-02-0 | |
| Selenium | **7.5U** | ug/L | 15.0 | 7.5 | 1 | 11/14/11 09:52 | 11/15/11 21:37 | 7782-49-2 | |
| Silver | **2.5U** | ug/L | 5.0 | 2.5 | 1 | 11/14/11 09:52 | 11/15/11 21:37 | 7440-22-4 | |
| Sodium | **0.50U** | mg/L | 1.0 | 0.50 | 1 | 11/14/11 09:52 | 11/15/11 21:37 | 7440-23-5 | |
| Vanadium | **5.0U** | ug/L | 10.0 | 5.0 | 1 | 11/14/11 09:52 | 11/15/11 21:37 | 7440-62-2 | |
| Zinc | **10.0U** | ug/L | 20.0 | 10.0 | 1 | 11/14/11 09:52 | 11/15/11 21:37 | 7440-66-6 | |
| **6020 MET ICPMS** | Analytical Method: EPA 6020 Preparation Method: EPA 3010 | | | | | | | | |
| Antimony | **0.50U** | ug/L | 1.0 | 0.50 | 1 | 11/14/11 09:52 | 11/14/11 22:16 | 7440-36-0 | |
| Thallium | **0.50U** | ug/L | 1.0 | 0.50 | 1 | 11/14/11 09:52 | 11/14/11 22:16 | 7440-28-0 | |
| **7470 Mercury** | Analytical Method: EPA 7470 Preparation Method: EPA 7470 | | | | | | | | |
| Mercury | **0.10U** | ug/L | 0.20 | 0.10 | 1 | 11/13/11 09:00 | 11/15/11 14:33 | 7439-97-6 | |
| **8260 MSV** | Analytical Method: EPA 8260 | | | | | | | | |
| Acetone | **5.0U** | ug/L | 10.0 | 5.0 | 1 | | 11/21/11 20:53 | 67-64-1 | |
| Acrylonitrile | **5.0U** | ug/L | 10.0 | 5.0 | 1 | | 11/21/11 20:53 | 107-13-1 | |
| Benzene | **0.50U** | ug/L | 1.0 | 0.50 | 1 | | 11/21/11 20:53 | 71-43-2 | |
| Bromochloromethane | **0.50U** | ug/L | 1.0 | 0.50 | 1 | | 11/21/11 20:53 | 74-97-5 | |
| Bromodichloromethane | **0.27U** | ug/L | 0.60 | 0.27 | 1 | | 11/21/11 20:53 | 75-27-4 | |
| Bromoform | **0.50U** | ug/L | 1.0 | 0.50 | 1 | | 11/21/11 20:53 | 75-25-2 | |
| Bromomethane | **0.50U** | ug/L | 1.0 | 0.50 | 1 | | 11/21/11 20:53 | 74-83-9 | |
| 2-Butanone (MEK) | **5.0U** | ug/L | 10.0 | 5.0 | 1 | | 11/21/11 20:53 | 78-93-3 | |
| Carbon disulfide | **5.0U** | ug/L | 10.0 | 5.0 | 1 | | 11/21/11 20:53 | 75-15-0 | |
| Carbon tetrachloride | **0.50U** | ug/L | 1.0 | 0.50 | 1 | | 11/21/11 20:53 | 56-23-5 | |
| Chlorobenzene | **0.50U** | ug/L | 1.0 | 0.50 | 1 | | 11/21/11 20:53 | 108-90-7 | |
| Chloroethane | **0.50U** | ug/L | 1.0 | 0.50 | 1 | | 11/21/11 20:53 | 75-00-3 | |
| Chloroform | **0.50U** | ug/L | 1.0 | 0.50 | 1 | | 11/21/11 20:53 | 67-66-3 | |
| Chloromethane | **0.62U** | ug/L | 1.0 | 0.62 | 1 | | 11/21/11 20:53 | 74-87-3 | |
| Dibromochloromethane | **0.26U** | ug/L | 0.50 | 0.26 | 1 | | 11/21/11 20:53 | 124-48-1 | |
| Dibromomethane | **0.50U** | ug/L | 1.0 | 0.50 | 1 | | 11/21/11 20:53 | 74-95-3 | |
| 1,2-Dichlorobenzene | **0.50U** | ug/L | 1.0 | 0.50 | 1 | | 11/21/11 20:53 | 95-50-1 | |

**Pace Analytical Services, Inc.**
8 East Tower Circle
Ormond Beach, FL 32174
(386)672-5668

# ANALYTICAL RESULTS

Project: Tomoka Semi-annual LF
Pace Project No.: 3543012

**Sample: Equipment Blank (11/11/11)** **Lab ID: 3543012001** Collected: 11/11/11 09:30 Received: 11/11/11 16:17 Matrix: Water

| Parameters | Results | Units | PQL | MDL | DF | Prepared | Analyzed | CAS No. | Qual |
|---|---|---|---|---|---|---|---|---|---|
| **8260 MSV** | Analytical Method: EPA 8260 | | | | | | | | |
| 1,4-Dichlorobenzene | **0.50U** | ug/L | 1.0 | 0.50 | 1 | | 11/21/11 20:53 | 106-46-7 | |
| trans-1,4-Dichloro-2-butene | **5.0U** | ug/L | 10.0 | 5.0 | 1 | | 11/21/11 20:53 | 110-57-6 | |
| 1,1-Dichloroethane | **0.50U** | ug/L | 1.0 | 0.50 | 1 | | 11/21/11 20:53 | 75-34-3 | |
| 1,2-Dichloroethane | **0.50U** | ug/L | 1.0 | 0.50 | 1 | | 11/21/11 20:53 | 107-06-2 | |
| 1,1-Dichloroethene | **0.50U** | ug/L | 1.0 | 0.50 | 1 | | 11/21/11 20:53 | 75-35-4 | |
| cis-1,2-Dichloroethene | **0.50U** | ug/L | 1.0 | 0.50 | 1 | | 11/21/11 20:53 | 156-59-2 | |
| trans-1,2-Dichloroethene | **0.50U** | ug/L | 1.0 | 0.50 | 1 | | 11/21/11 20:53 | 156-60-5 | |
| 1,2-Dichloropropane | **0.50U** | ug/L | 1.0 | 0.50 | 1 | | 11/21/11 20:53 | 78-87-5 | |
| cis-1,3-Dichloropropene | **0.25U** | ug/L | 0.50 | 0.25 | 1 | | 11/21/11 20:53 | 10061-01-5 | |
| trans-1,3-Dichloropropene | **0.25U** | ug/L | 0.50 | 0.25 | 1 | | 11/21/11 20:53 | 10061-02-6 | |
| Ethylbenzene | **0.50U** | ug/L | 1.0 | 0.50 | 1 | | 11/21/11 20:53 | 100-41-4 | |
| 2-Hexanone | **5.0U** | ug/L | 10.0 | 5.0 | 1 | | 11/21/11 20:53 | 591-78-6 | |
| Iodomethane | **0.50U** | ug/L | 1.0 | 0.50 | 1 | | 11/21/11 20:53 | 74-88-4 | |
| Methylene Chloride | **2.5U** | ug/L | 5.0 | 2.5 | 1 | | 11/21/11 20:53 | 75-09-2 | |
| 4-Methyl-2-pentanone (MIBK) | **5.0U** | ug/L | 10.0 | 5.0 | 1 | | 11/21/11 20:53 | 108-10-1 | |
| Styrene | **0.50U** | ug/L | 1.0 | 0.50 | 1 | | 11/21/11 20:53 | 100-42-5 | |
| 1,1,1,2-Tetrachloroethane | **0.50U** | ug/L | 1.0 | 0.50 | 1 | | 11/21/11 20:53 | 630-20-6 | |
| 1,1,2,2-Tetrachloroethane | **0.12U** | ug/L | 0.50 | 0.12 | 1 | | 11/21/11 20:53 | 79-34-5 | |
| Tetrachloroethene | **0.50U** | ug/L | 1.0 | 0.50 | 1 | | 11/21/11 20:53 | 127-18-4 | |
| Toluene | **0.50U** | ug/L | 1.0 | 0.50 | 1 | | 11/21/11 20:53 | 108-88-3 | |
| 1,1,1-Trichloroethane | **0.50U** | ug/L | 1.0 | 0.50 | 1 | | 11/21/11 20:53 | 71-55-6 | |
| 1,1,2-Trichloroethane | **0.50U** | ug/L | 1.0 | 0.50 | 1 | | 11/21/11 20:53 | 79-00-5 | |
| Trichloroethene | **0.50U** | ug/L | 1.0 | 0.50 | 1 | | 11/21/11 20:53 | 79-01-6 | |
| Trichlorofluoromethane | **0.50U** | ug/L | 1.0 | 0.50 | 1 | | 11/21/11 20:53 | 75-69-4 | L3 |
| 1,2,3-Trichloropropane | **0.36U** | ug/L | 0.50 | 0.36 | 1 | | 11/21/11 20:53 | 96-18-4 | |
| Vinyl acetate | **1.0U** | ug/L | 2.0 | 1.0 | 1 | | 11/21/11 20:53 | 108-05-4 | |
| Vinyl chloride | **0.50U** | ug/L | 1.0 | 0.50 | 1 | | 11/21/11 20:53 | 75-01-4 | |
| Xylene (Total) | **0.50U** | ug/L | 1.0 | 0.50 | 1 | | 11/21/11 20:53 | 1330-20-7 | |
| ***Surrogates*** | | | | | | | | | |
| 4-Bromofluorobenzene (S) | 105 | % | 70-114 | | 1 | | 11/21/11 20:53 | 460-00-4 | |
| Dibromofluoromethane (S) | 103 | % | 88-117 | | 1 | | 11/21/11 20:53 | 1868-53-7 | |
| 1,2-Dichloroethane-d4 (S) | 104 | % | 86-125 | | 1 | | 11/21/11 20:53 | 17060-07-0 | |
| Toluene-d8 (S) | 102 | % | 87-113 | | 1 | | 11/21/11 20:53 | 2037-26-5 | |
| **2540C Total Dissolved Solids** | Analytical Method: SM 2540C | | | | | | | | |
| Total Dissolved Solids | **5.0U** | mg/L | 5.0 | 5.0 | 1 | | 11/15/11 11:38 | | |
| **300.0 IC Anions** | Analytical Method: EPA 300.0 | | | | | | | | |
| Nitrate as N | **0.025U** | mg/L | 0.050 | 0.025 | 1 | | 11/11/11 23:35 | 14797-55-8 | |
| **300.0 IC Anions 28 Days** | Analytical Method: EPA 300.0 | | | | | | | | |
| Chloride | **2.5U** | mg/L | 5.0 | 2.5 | 1 | | 11/11/11 23:35 | 16887-00-6 | |
| Sulfate | **2.5U** | mg/L | 5.0 | 2.5 | 1 | | 11/11/11 23:35 | 14808-79-8 | |

**Pace Analytical Services, Inc.**
8 East Tower Circle
Ormond Beach, FL 32174
(386)672-5668

# ANALYTICAL RESULTS

Project: Tomoka Semi-annual LF
Pace Project No.: 3543012

**Sample: Equipment Blank (11/11/11)** **Lab ID: 3543012001** Collected: 11/11/11 09:30 Received: 11/11/11 16:17 Matrix: Water

| Parameters | Results | Units | PQL | MDL | DF | Prepared | Analyzed | CAS No. | Qual |
|---|---|---|---|---|---|---|---|---|---|
| **350.1 Ammonia** | Analytical Method: EPA 350.1 | | | | | | | | |
| Nitrogen, Ammonia | **0.020U** | mg/L | 0.050 | 0.020 | 1 | | 11/18/11 09:29 | 7664-41-7 | |

**Pace Analytical Services, Inc.**
8 East Tower Circle
Ormond Beach, FL 32174
(386)672-5668

# ANALYTICAL RESULTS

Project: Tomoka Semi-annual LF
Pace Project No.: 3543012

**Sample: B40-1** **Lab ID: 3543012002** Collected: 11/11/11 10:13 Received: 11/11/11 16:17 Matrix: Water

| Parameters | Results | Units | PQL | MDL | DF | Prepared | Analyzed | CAS No. | Qual |
|---|---|---|---|---|---|---|---|---|---|
| **Field Data** | Analytical Method: | | | | | | | | |
| Field pH | **5.44** | Std. Units | | | 1 | | 11/11/11 10:13 | | |
| Field Temperature | **21.72** | deg C | | | 1 | | 11/11/11 10:13 | | |
| Appearance | **Color: None, Sheen: None** | | | | 1 | | 11/11/11 10:13 | | |
| Field Specific Conductance | **520** | umhos/cm | | | 1 | | 11/11/11 10:13 | | |
| Oxygen, Dissolved | **1.08** | mg/L | | | 1 | | 11/11/11 10:13 | 7782-44-7 | |
| REDOX | **47.8** | mV | | | 1 | | 11/11/11 10:13 | | |
| Turbidity | **0.14** | NTU | | | 1 | | 11/11/11 10:13 | | |
| Depth to Water | **6.98** | feet | | | 1 | | 11/11/11 10:13 | | |
| Water Level(NGVD) | **20.66** | feet | | | 1 | | 11/11/11 10:13 | | |
| **8011 GCS EDB and DBCP** | Analytical Method: EPA 8011 Preparation Method: EPA 8011 | | | | | | | | |
| 1,2-Dibromo-3-chloropropane | **0.0049U** | ug/L | 0.020 | 0.0049 | 1 | 11/17/11 11:30 | 11/17/11 22:34 | 96-12-8 | |
| 1,2-Dibromoethane (EDB) | **0.0062U** | ug/L | 0.010 | 0.0062 | 1 | 11/17/11 11:30 | 11/17/11 22:34 | 106-93-4 | |
| **6010 MET ICP** | Analytical Method: EPA 6010 Preparation Method: EPA 3010 | | | | | | | | |
| Arsenic | **5.0U** | ug/L | 10.0 | 5.0 | 1 | 11/14/11 09:52 | 11/15/11 21:41 | 7440-38-2 | |
| Barium | **128** | ug/L | 10.0 | 5.0 | 1 | 11/14/11 09:52 | 11/15/11 21:41 | 7440-39-3 | |
| Beryllium | **0.50U** | ug/L | 1.0 | 0.50 | 1 | 11/14/11 09:52 | 11/15/11 21:41 | 7440-41-7 | |
| Cadmium | **0.50U** | ug/L | 1.0 | 0.50 | 1 | 11/14/11 09:52 | 11/15/11 21:41 | 7440-43-9 | |
| Chromium | **2.5U** | ug/L | 5.0 | 2.5 | 1 | 11/14/11 09:52 | 11/15/11 21:41 | 7440-47-3 | |
| Cobalt | **5.0U** | ug/L | 10.0 | 5.0 | 1 | 11/14/11 09:52 | 11/15/11 21:41 | 7440-48-4 | |
| Copper | **2.5U** | ug/L | 5.0 | 2.5 | 1 | 11/14/11 09:52 | 11/15/11 21:41 | 7440-50-8 | |
| Iron | **14700** | ug/L | 40.0 | 20.0 | 1 | 11/14/11 09:52 | 11/15/11 21:41 | 7439-89-6 | |
| Lead | **5.0U** | ug/L | 10.0 | 5.0 | 1 | 11/14/11 09:52 | 11/15/11 21:41 | 7439-92-1 | |
| Nickel | **2.5U** | ug/L | 5.0 | 2.5 | 1 | 11/14/11 09:52 | 11/15/11 21:41 | 7440-02-0 | |
| Selenium | **7.5U** | ug/L | 15.0 | 7.5 | 1 | 11/14/11 09:52 | 11/15/11 21:41 | 7782-49-2 | |
| Silver | **2.5U** | ug/L | 5.0 | 2.5 | 1 | 11/14/11 09:52 | 11/15/11 21:41 | 7440-22-4 | |
| Sodium | **52.0** | mg/L | 1.0 | 0.50 | 1 | 11/14/11 09:52 | 11/15/11 21:41 | 7440-23-5 | |
| Vanadium | **5.0U** | ug/L | 10.0 | 5.0 | 1 | 11/14/11 09:52 | 11/15/11 21:41 | 7440-62-2 | |
| Zinc | **10.0U** | ug/L | 20.0 | 10.0 | 1 | 11/14/11 09:52 | 11/15/11 21:41 | 7440-66-6 | |
| **6020 MET ICPMS** | Analytical Method: EPA 6020 Preparation Method: EPA 3010 | | | | | | | | |
| Antimony | **0.50U** | ug/L | 1.0 | 0.50 | 1 | 11/14/11 09:52 | 11/14/11 22:17 | 7440-36-0 | |
| Thallium | **0.50U** | ug/L | 1.0 | 0.50 | 1 | 11/14/11 09:52 | 11/14/11 22:17 | 7440-28-0 | |
| **7470 Mercury** | Analytical Method: EPA 7470 Preparation Method: EPA 7470 | | | | | | | | |
| Mercury | **0.10U** | ug/L | 0.20 | 0.10 | 1 | 11/13/11 09:00 | 11/15/11 14:36 | 7439-97-6 | |
| **8260 MSV** | Analytical Method: EPA 8260 | | | | | | | | |
| Acetone | **5.0U** | ug/L | 10.0 | 5.0 | 1 | | 11/22/11 00:35 | 67-64-1 | |
| Acrylonitrile | **5.0U** | ug/L | 10.0 | 5.0 | 1 | | 11/22/11 00:35 | 107-13-1 | |
| Benzene | **0.50U** | ug/L | 1.0 | 0.50 | 1 | | 11/22/11 00:35 | 71-43-2 | |
| Bromochloromethane | **0.50U** | ug/L | 1.0 | 0.50 | 1 | | 11/22/11 00:35 | 74-97-5 | |

**Pace Analytical Services, Inc.**
8 East Tower Circle
Ormond Beach, FL 32174
(386)672-5668

# ANALYTICAL RESULTS

Project: Tomoka Semi-annual LF
Pace Project No.: 3543012

**Sample: B40-1** **Lab ID: 3543012002** Collected: 11/11/11 10:13 Received: 11/11/11 16:17 Matrix: Water

| Parameters | Results | Units | PQL | MDL | DF | Prepared | Analyzed | CAS No. | Qual |
|---|---|---|---|---|---|---|---|---|---|
| **8260 MSV** | Analytical Method: EPA 8260 | | | | | | | | |
| Bromodichloromethane | **0.27U** | ug/L | 0.60 | 0.27 | 1 | | 11/22/11 00:35 | 75-27-4 | |
| Bromoform | **0.50U** | ug/L | 1.0 | 0.50 | 1 | | 11/22/11 00:35 | 75-25-2 | |
| Bromomethane | **0.50U** | ug/L | 1.0 | 0.50 | 1 | | 11/22/11 00:35 | 74-83-9 | |
| 2-Butanone (MEK) | **5.0U** | ug/L | 10.0 | 5.0 | 1 | | 11/22/11 00:35 | 78-93-3 | |
| Carbon disulfide | **5.0U** | ug/L | 10.0 | 5.0 | 1 | | 11/22/11 00:35 | 75-15-0 | |
| Carbon tetrachloride | **0.50U** | ug/L | 1.0 | 0.50 | 1 | | 11/22/11 00:35 | 56-23-5 | |
| Chlorobenzene | **0.50U** | ug/L | 1.0 | 0.50 | 1 | | 11/22/11 00:35 | 108-90-7 | |
| Chloroethane | **0.50U** | ug/L | 1.0 | 0.50 | 1 | | 11/22/11 00:35 | 75-00-3 | |
| Chloroform | **0.50U** | ug/L | 1.0 | 0.50 | 1 | | 11/22/11 00:35 | 67-66-3 | |
| Chloromethane | **0.62U** | ug/L | 1.0 | 0.62 | 1 | | 11/22/11 00:35 | 74-87-3 | |
| Dibromochloromethane | **0.26U** | ug/L | 0.50 | 0.26 | 1 | | 11/22/11 00:35 | 124-48-1 | |
| Dibromomethane | **0.50U** | ug/L | 1.0 | 0.50 | 1 | | 11/22/11 00:35 | 74-95-3 | |
| 1,2-Dichlorobenzene | **0.50U** | ug/L | 1.0 | 0.50 | 1 | | 11/22/11 00:35 | 95-50-1 | |
| 1,4-Dichlorobenzene | **0.50U** | ug/L | 1.0 | 0.50 | 1 | | 11/22/11 00:35 | 106-46-7 | |
| trans-1,4-Dichloro-2-butene | **5.0U** | ug/L | 10.0 | 5.0 | 1 | | 11/22/11 00:35 | 110-57-6 | |
| 1,1-Dichloroethane | **0.50U** | ug/L | 1.0 | 0.50 | 1 | | 11/22/11 00:35 | 75-34-3 | |
| 1,2-Dichloroethane | **0.50U** | ug/L | 1.0 | 0.50 | 1 | | 11/22/11 00:35 | 107-06-2 | |
| 1,1-Dichloroethene | **0.50U** | ug/L | 1.0 | 0.50 | 1 | | 11/22/11 00:35 | 75-35-4 | |
| cis-1,2-Dichloroethene | **0.50U** | ug/L | 1.0 | 0.50 | 1 | | 11/22/11 00:35 | 156-59-2 | |
| trans-1,2-Dichloroethene | **0.50U** | ug/L | 1.0 | 0.50 | 1 | | 11/22/11 00:35 | 156-60-5 | |
| 1,2-Dichloropropane | **0.50U** | ug/L | 1.0 | 0.50 | 1 | | 11/22/11 00:35 | 78-87-5 | |
| cis-1,3-Dichloropropene | **0.25U** | ug/L | 0.50 | 0.25 | 1 | | 11/22/11 00:35 | 10061-01-5 | |
| trans-1,3-Dichloropropene | **0.25U** | ug/L | 0.50 | 0.25 | 1 | | 11/22/11 00:35 | 10061-02-6 | |
| Ethylbenzene | **0.50U** | ug/L | 1.0 | 0.50 | 1 | | 11/22/11 00:35 | 100-41-4 | |
| 2-Hexanone | **5.0U** | ug/L | 10.0 | 5.0 | 1 | | 11/22/11 00:35 | 591-78-6 | |
| Iodomethane | **0.50U** | ug/L | 1.0 | 0.50 | 1 | | 11/22/11 00:35 | 74-88-4 | |
| Methylene Chloride | **2.5U** | ug/L | 5.0 | 2.5 | 1 | | 11/22/11 00:35 | 75-09-2 | |
| 4-Methyl-2-pentanone (MIBK) | **5.0U** | ug/L | 10.0 | 5.0 | 1 | | 11/22/11 00:35 | 108-10-1 | |
| Styrene | **0.50U** | ug/L | 1.0 | 0.50 | 1 | | 11/22/11 00:35 | 100-42-5 | |
| 1,1,1,2-Tetrachloroethane | **0.50U** | ug/L | 1.0 | 0.50 | 1 | | 11/22/11 00:35 | 630-20-6 | |
| 1,1,2,2-Tetrachloroethane | **0.12U** | ug/L | 0.50 | 0.12 | 1 | | 11/22/11 00:35 | 79-34-5 | |
| Tetrachloroethene | **0.50U** | ug/L | 1.0 | 0.50 | 1 | | 11/22/11 00:35 | 127-18-4 | |
| Toluene | **0.50U** | ug/L | 1.0 | 0.50 | 1 | | 11/22/11 00:35 | 108-88-3 | |
| 1,1,1-Trichloroethane | **0.50U** | ug/L | 1.0 | 0.50 | 1 | | 11/22/11 00:35 | 71-55-6 | |
| 1,1,2-Trichloroethane | **0.50U** | ug/L | 1.0 | 0.50 | 1 | | 11/22/11 00:35 | 79-00-5 | |
| Trichloroethene | **0.50U** | ug/L | 1.0 | 0.50 | 1 | | 11/22/11 00:35 | 79-01-6 | |
| Trichlorofluoromethane | **0.50U** | ug/L | 1.0 | 0.50 | 1 | | 11/22/11 00:35 | 75-69-4 | L3 |
| 1,2,3-Trichloropropane | **0.36U** | ug/L | 0.50 | 0.36 | 1 | | 11/22/11 00:35 | 96-18-4 | |
| Vinyl acetate | **1.0U** | ug/L | 2.0 | 1.0 | 1 | | 11/22/11 00:35 | 108-05-4 | |
| Vinyl chloride | **0.50U** | ug/L | 1.0 | 0.50 | 1 | | 11/22/11 00:35 | 75-01-4 | |
| Xylene (Total) | **0.50U** | ug/L | 1.0 | 0.50 | 1 | | 11/22/11 00:35 | 1330-20-7 | |
| ***Surrogates*** | | | | | | | | | |
| 4-Bromofluorobenzene (S) | 112 | % | 70-114 | | 1 | | 11/22/11 00:35 | 460-00-4 | |
| Dibromofluoromethane (S) | 106 | % | 88-117 | | 1 | | 11/22/11 00:35 | 1868-53-7 | |
| 1,2-Dichloroethane-d4 (S) | 105 | % | 86-125 | | 1 | | 11/22/11 00:35 | 17060-07-0 | |
| Toluene-d8 (S) | 108 | % | 87-113 | | 1 | | 11/22/11 00:35 | 2037-26-5 | |

**Pace Analytical Services, Inc.**
8 East Tower Circle
Ormond Beach, FL 32174
(386)672-5668

# ANALYTICAL RESULTS

Project: Tomoka Semi-annual LF
Pace Project No.: 3543012

**Sample: B40-1** **Lab ID: 3543012002** Collected: 11/11/11 10:13 Received: 11/11/11 16:17 Matrix: Water

| Parameters | Results | Units | PQL | MDL | DF | Prepared | Analyzed | CAS No. | Qual |
|---|---|---|---|---|---|---|---|---|---|
| **2540C Total Dissolved Solids** | Analytical Method: SM 2540C | | | | | | | | |
| Total Dissolved Solids | **384** | mg/L | 5.0 | 5.0 | 1 | | 11/15/11 11:39 | | |
| **300.0 IC Anions** | Analytical Method: EPA 300.0 | | | | | | | | |
| Nitrate as N | **0.025U** | mg/L | 0.050 | 0.025 | 1 | | 11/11/11 23:47 | 14797-55-8 | |
| **300.0 IC Anions 28 Days** | Analytical Method: EPA 300.0 | | | | | | | | |
| Chloride | **64.4** | mg/L | 5.0 | 2.5 | 1 | | 11/11/11 23:47 | 16887-00-6 | |
| Sulfate | **127** | mg/L | 10.0 | 5.0 | 2 | | 11/23/11 02:10 | 14808-79-8 | |
| **350.1 Ammonia** | Analytical Method: EPA 350.1 | | | | | | | | |
| Nitrogen, Ammonia | **0.14** | mg/L | 0.050 | 0.020 | 1 | | 11/18/11 09:32 | 7664-41-7 | |

**Pace Analytical Services, Inc.**
8 East Tower Circle
Ormond Beach, FL 32174
(386)672-5668

# ANALYTICAL RESULTS

Project: Tomoka Semi-annual LF
Pace Project No.: 3543012

**Sample: B40-1 DUP** **Lab ID: 3543012003** Collected: 11/11/11 10:13 Received: 11/11/11 16:17 Matrix: Water

| Parameters | Results | Units | PQL | MDL | DF | Prepared | Analyzed | CAS No. | Qual |
|---|---|---|---|---|---|---|---|---|---|
| **Field Data** | Analytical Method: | | | | | | | | |
| Field pH | **5.44** | Std. Units | | | 1 | | 11/11/11 10:13 | | |
| Field Temperature | **21.72** | deg C | | | 1 | | 11/11/11 10:13 | | |
| Appearance | **Color: None, Sheen: None** | | | | 1 | | 11/11/11 10:13 | | |
| Field Specific Conductance | **520** | umhos/cm | | | 1 | | 11/11/11 10:13 | | |
| Oxygen, Dissolved | **1.08** | mg/L | | | 1 | | 11/11/11 10:13 | 7782-44-7 | |
| REDOX | **47.8** | mV | | | 1 | | 11/11/11 10:13 | | |
| Turbidity | **0.14** | NTU | | | 1 | | 11/11/11 10:13 | | |
| Depth to Water | **6.98** | feet | | | 1 | | 11/11/11 10:13 | | |
| Water Level(NGVD) | **20.66** | feet | | | 1 | | 11/11/11 10:13 | | |
| **8011 GCS EDB and DBCP** | Analytical Method: EPA 8011 Preparation Method: EPA 8011 | | | | | | | | |
| 1,2-Dibromo-3-chloropropane | **0.0049U** | ug/L | 0.020 | 0.0049 | 1 | 11/17/11 11:30 | 11/17/11 22:49 | 96-12-8 | |
| 1,2-Dibromoethane (EDB) | **0.0062U** | ug/L | 0.0099 | 0.0062 | 1 | 11/17/11 11:30 | 11/17/11 22:49 | 106-93-4 | |
| **6010 MET ICP** | Analytical Method: EPA 6010 Preparation Method: EPA 3010 | | | | | | | | |
| Arsenic | **5.0U** | ug/L | 10.0 | 5.0 | 1 | 11/14/11 09:52 | 11/15/11 21:45 | 7440-38-2 | |
| Barium | **128** | ug/L | 10.0 | 5.0 | 1 | 11/14/11 09:52 | 11/15/11 21:45 | 7440-39-3 | |
| Beryllium | **0.50U** | ug/L | 1.0 | 0.50 | 1 | 11/14/11 09:52 | 11/15/11 21:45 | 7440-41-7 | |
| Cadmium | **0.50U** | ug/L | 1.0 | 0.50 | 1 | 11/14/11 09:52 | 11/15/11 21:45 | 7440-43-9 | |
| Chromium | **2.5U** | ug/L | 5.0 | 2.5 | 1 | 11/14/11 09:52 | 11/15/11 21:45 | 7440-47-3 | |
| Cobalt | **5.0U** | ug/L | 10.0 | 5.0 | 1 | 11/14/11 09:52 | 11/15/11 21:45 | 7440-48-4 | |
| Copper | **2.5U** | ug/L | 5.0 | 2.5 | 1 | 11/14/11 09:52 | 11/15/11 21:45 | 7440-50-8 | |
| Iron | **14500** | ug/L | 40.0 | 20.0 | 1 | 11/14/11 09:52 | 11/15/11 21:45 | 7439-89-6 | |
| Lead | **5.0U** | ug/L | 10.0 | 5.0 | 1 | 11/14/11 09:52 | 11/15/11 21:45 | 7439-92-1 | |
| Nickel | **2.5U** | ug/L | 5.0 | 2.5 | 1 | 11/14/11 09:52 | 11/15/11 21:45 | 7440-02-0 | |
| Selenium | **7.5U** | ug/L | 15.0 | 7.5 | 1 | 11/14/11 09:52 | 11/15/11 21:45 | 7782-49-2 | |
| Silver | **2.5U** | ug/L | 5.0 | 2.5 | 1 | 11/14/11 09:52 | 11/15/11 21:45 | 7440-22-4 | |
| Sodium | **52.5** | mg/L | 1.0 | 0.50 | 1 | 11/14/11 09:52 | 11/15/11 21:45 | 7440-23-5 | |
| Vanadium | **5.0U** | ug/L | 10.0 | 5.0 | 1 | 11/14/11 09:52 | 11/15/11 21:45 | 7440-62-2 | |
| Zinc | **10.0U** | ug/L | 20.0 | 10.0 | 1 | 11/14/11 09:52 | 11/15/11 21:45 | 7440-66-6 | |
| **6020 MET ICPMS** | Analytical Method: EPA 6020 Preparation Method: EPA 3010 | | | | | | | | |
| Antimony | **0.50U** | ug/L | 1.0 | 0.50 | 1 | 11/14/11 09:52 | 11/14/11 22:23 | 7440-36-0 | |
| Thallium | **0.50U** | ug/L | 1.0 | 0.50 | 1 | 11/14/11 09:52 | 11/14/11 22:23 | 7440-28-0 | |
| **7470 Mercury** | Analytical Method: EPA 7470 Preparation Method: EPA 7470 | | | | | | | | |
| Mercury | **0.10U** | ug/L | 0.20 | 0.10 | 1 | 11/13/11 09:00 | 11/15/11 14:38 | 7439-97-6 | |
| **8260 MSV** | Analytical Method: EPA 8260 | | | | | | | | |
| Acetone | **5.0U** | ug/L | 10.0 | 5.0 | 1 | | 11/22/11 00:59 | 67-64-1 | |
| Acrylonitrile | **5.0U** | ug/L | 10.0 | 5.0 | 1 | | 11/22/11 00:59 | 107-13-1 | |
| Benzene | **0.50U** | ug/L | 1.0 | 0.50 | 1 | | 11/22/11 00:59 | 71-43-2 | |
| Bromochloromethane | **0.50U** | ug/L | 1.0 | 0.50 | 1 | | 11/22/11 00:59 | 74-97-5 | |

**Pace Analytical Services, Inc.**
8 East Tower Circle
Ormond Beach, FL 32174
(386)672-5668

# ANALYTICAL RESULTS

Project: Tomoka Semi-annual LF
Pace Project No.: 3543012

**Sample: B40-1 DUP** **Lab ID: 3543012003** Collected: 11/11/11 10:13 Received: 11/11/11 16:17 Matrix: Water

| Parameters | Results | Units | PQL | MDL | DF | Prepared | Analyzed | CAS No. | Qual |
|---|---|---|---|---|---|---|---|---|---|
| **8260 MSV** | Analytical Method: EPA 8260 | | | | | | | | |
| Bromodichloromethane | **0.27U** | ug/L | 0.60 | 0.27 | 1 | | 11/22/11 00:59 | 75-27-4 | |
| Bromoform | **0.50U** | ug/L | 1.0 | 0.50 | 1 | | 11/22/11 00:59 | 75-25-2 | |
| Bromomethane | **0.50U** | ug/L | 1.0 | 0.50 | 1 | | 11/22/11 00:59 | 74-83-9 | |
| 2-Butanone (MEK) | **5.0U** | ug/L | 10.0 | 5.0 | 1 | | 11/22/11 00:59 | 78-93-3 | |
| Carbon disulfide | **5.0U** | ug/L | 10.0 | 5.0 | 1 | | 11/22/11 00:59 | 75-15-0 | |
| Carbon tetrachloride | **0.50U** | ug/L | 1.0 | 0.50 | 1 | | 11/22/11 00:59 | 56-23-5 | |
| Chlorobenzene | **0.50U** | ug/L | 1.0 | 0.50 | 1 | | 11/22/11 00:59 | 108-90-7 | |
| Chloroethane | **0.50U** | ug/L | 1.0 | 0.50 | 1 | | 11/22/11 00:59 | 75-00-3 | |
| Chloroform | **0.50U** | ug/L | 1.0 | 0.50 | 1 | | 11/22/11 00:59 | 67-66-3 | |
| Chloromethane | **0.62U** | ug/L | 1.0 | 0.62 | 1 | | 11/22/11 00:59 | 74-87-3 | |
| Dibromochloromethane | **0.26U** | ug/L | 0.50 | 0.26 | 1 | | 11/22/11 00:59 | 124-48-1 | |
| Dibromomethane | **0.50U** | ug/L | 1.0 | 0.50 | 1 | | 11/22/11 00:59 | 74-95-3 | |
| 1,2-Dichlorobenzene | **0.50U** | ug/L | 1.0 | 0.50 | 1 | | 11/22/11 00:59 | 95-50-1 | |
| 1,4-Dichlorobenzene | **0.50U** | ug/L | 1.0 | 0.50 | 1 | | 11/22/11 00:59 | 106-46-7 | |
| trans-1,4-Dichloro-2-butene | **5.0U** | ug/L | 10.0 | 5.0 | 1 | | 11/22/11 00:59 | 110-57-6 | |
| 1,1-Dichloroethane | **0.50U** | ug/L | 1.0 | 0.50 | 1 | | 11/22/11 00:59 | 75-34-3 | |
| 1,2-Dichloroethane | **0.50U** | ug/L | 1.0 | 0.50 | 1 | | 11/22/11 00:59 | 107-06-2 | |
| 1,1-Dichloroethene | **0.50U** | ug/L | 1.0 | 0.50 | 1 | | 11/22/11 00:59 | 75-35-4 | |
| cis-1,2-Dichloroethene | **0.50U** | ug/L | 1.0 | 0.50 | 1 | | 11/22/11 00:59 | 156-59-2 | |
| trans-1,2-Dichloroethene | **0.50U** | ug/L | 1.0 | 0.50 | 1 | | 11/22/11 00:59 | 156-60-5 | |
| 1,2-Dichloropropane | **0.50U** | ug/L | 1.0 | 0.50 | 1 | | 11/22/11 00:59 | 78-87-5 | |
| cis-1,3-Dichloropropene | **0.25U** | ug/L | 0.50 | 0.25 | 1 | | 11/22/11 00:59 | 10061-01-5 | |
| trans-1,3-Dichloropropene | **0.25U** | ug/L | 0.50 | 0.25 | 1 | | 11/22/11 00:59 | 10061-02-6 | |
| Ethylbenzene | **0.50U** | ug/L | 1.0 | 0.50 | 1 | | 11/22/11 00:59 | 100-41-4 | |
| 2-Hexanone | **5.0U** | ug/L | 10.0 | 5.0 | 1 | | 11/22/11 00:59 | 591-78-6 | |
| Iodomethane | **0.50U** | ug/L | 1.0 | 0.50 | 1 | | 11/22/11 00:59 | 74-88-4 | |
| Methylene Chloride | **2.5U** | ug/L | 5.0 | 2.5 | 1 | | 11/22/11 00:59 | 75-09-2 | |
| 4-Methyl-2-pentanone (MIBK) | **5.0U** | ug/L | 10.0 | 5.0 | 1 | | 11/22/11 00:59 | 108-10-1 | |
| Styrene | **0.50U** | ug/L | 1.0 | 0.50 | 1 | | 11/22/11 00:59 | 100-42-5 | |
| 1,1,1,2-Tetrachloroethane | **0.50U** | ug/L | 1.0 | 0.50 | 1 | | 11/22/11 00:59 | 630-20-6 | |
| 1,1,2,2-Tetrachloroethane | **0.12U** | ug/L | 0.50 | 0.12 | 1 | | 11/22/11 00:59 | 79-34-5 | |
| Tetrachloroethene | **0.50U** | ug/L | 1.0 | 0.50 | 1 | | 11/22/11 00:59 | 127-18-4 | |
| Toluene | **0.50U** | ug/L | 1.0 | 0.50 | 1 | | 11/22/11 00:59 | 108-88-3 | |
| 1,1,1-Trichloroethane | **0.50U** | ug/L | 1.0 | 0.50 | 1 | | 11/22/11 00:59 | 71-55-6 | |
| 1,1,2-Trichloroethane | **0.50U** | ug/L | 1.0 | 0.50 | 1 | | 11/22/11 00:59 | 79-00-5 | |
| Trichloroethene | **0.50U** | ug/L | 1.0 | 0.50 | 1 | | 11/22/11 00:59 | 79-01-6 | |
| Trichlorofluoromethane | **0.50U** | ug/L | 1.0 | 0.50 | 1 | | 11/22/11 00:59 | 75-69-4 | L3 |
| 1,2,3-Trichloropropane | **0.36U** | ug/L | 0.50 | 0.36 | 1 | | 11/22/11 00:59 | 96-18-4 | |
| Vinyl acetate | **1.0U** | ug/L | 2.0 | 1.0 | 1 | | 11/22/11 00:59 | 108-05-4 | |
| Vinyl chloride | **0.50U** | ug/L | 1.0 | 0.50 | 1 | | 11/22/11 00:59 | 75-01-4 | |
| Xylene (Total) | **0.50U** | ug/L | 1.0 | 0.50 | 1 | | 11/22/11 00:59 | 1330-20-7 | |
| ***Surrogates*** | | | | | | | | | |
| 4-Bromofluorobenzene (S) | 105 | % | 70-114 | | 1 | | 11/22/11 00:59 | 460-00-4 | |
| Dibromofluoromethane (S) | 103 | % | 88-117 | | 1 | | 11/22/11 00:59 | 1868-53-7 | |
| 1,2-Dichloroethane-d4 (S) | 102 | % | 86-125 | | 1 | | 11/22/11 00:59 | 17060-07-0 | |
| Toluene-d8 (S) | 104 | % | 87-113 | | 1 | | 11/22/11 00:59 | 2037-26-5 | |

**Pace Analytical Services, Inc.**
8 East Tower Circle
Ormond Beach, FL 32174
(386)672-5668

# ANALYTICAL RESULTS

Project: Tomoka Semi-annual LF
Pace Project No.: 3543012

**Sample: B40-1 DUP** **Lab ID: 3543012003** Collected: 11/11/11 10:13 Received: 11/11/11 16:17 Matrix: Water

| Parameters | Results | Units | PQL | MDL | DF | Prepared | Analyzed | CAS No. | Qual |
|---|---|---|---|---|---|---|---|---|---|
| **2540C Total Dissolved Solids** | Analytical Method: SM 2540C | | | | | | | | |
| Total Dissolved Solids | **387** | mg/L | 5.0 | 5.0 | 1 | | 11/15/11 11:39 | | |
| **300.0 IC Anions** | Analytical Method: EPA 300.0 | | | | | | | | |
| Nitrate as N | **0.025U** | mg/L | 0.050 | 0.025 | 1 | | 11/11/11 23:59 | 14797-55-8 | |
| **300.0 IC Anions 28 Days** | Analytical Method: EPA 300.0 | | | | | | | | |
| Chloride | **64.5** | mg/L | 5.0 | 2.5 | 1 | | 11/11/11 23:59 | 16887-00-6 | |
| Sulfate | **123** | mg/L | 10.0 | 5.0 | 2 | | 11/23/11 02:22 | 14808-79-8 | |
| **350.1 Ammonia** | Analytical Method: EPA 350.1 | | | | | | | | |
| Nitrogen, Ammonia | **0.22** | mg/L | 0.050 | 0.020 | 1 | | 11/18/11 09:33 | 7664-41-7 | |

**Pace Analytical Services, Inc.**
8 East Tower Circle
Ormond Beach, FL 32174
(386)672-5668

# ANALYTICAL RESULTS

Project: Tomoka Semi-annual LF
Pace Project No.: 3543012

**Sample: B40-2** **Lab ID: 3543012004** Collected: 11/11/11 11:02 Received: 11/11/11 16:17 Matrix: Water

| Parameters | Results | Units | PQL | MDL | DF | Prepared | Analyzed | CAS No. | Qual |
|---|---|---|---|---|---|---|---|---|---|
| **Field Data** | Analytical Method: | | | | | | | | |
| Field pH | **6.01** | Std. Units | | | 1 | | 11/11/11 11:02 | | |
| Field Temperature | **22.10** | deg C | | | 1 | | 11/11/11 11:02 | | |
| Appearance | **Color: None, Sheen: None** | | | | 1 | | 11/11/11 11:02 | | |
| Field Specific Conductance | **723** | umhos/cm | | | 1 | | 11/11/11 11:02 | | |
| Oxygen, Dissolved | **0.30** | mg/L | | | 1 | | 11/11/11 11:02 | 7782-44-7 | |
| REDOX | **59.8** | mV | | | 1 | | 11/11/11 11:02 | | |
| Turbidity | **1.28** | NTU | | | 1 | | 11/11/11 11:02 | | |
| Depth to Water | **4.80** | feet | | | 1 | | 11/11/11 11:02 | | |
| Water Level(NGVD) | **22.88** | feet | | | 1 | | 11/11/11 11:02 | | |
| **8011 GCS EDB and DBCP** | Analytical Method: EPA 8011 | Preparation Method: EPA 8011 | | | | | | | |
| 1,2-Dibromo-3-chloropropane | **0.0051U** | ug/L | 0.021 | 0.0051 | 1 | 11/17/11 12:00 | 11/17/11 23:35 | 96-12-8 | |
| 1,2-Dibromoethane (EDB) | **0.0065U** | ug/L | 0.010 | 0.0065 | 1 | 11/17/11 12:00 | 11/17/11 23:35 | 106-93-4 | |
| **6010 MET ICP** | Analytical Method: EPA 6010 | Preparation Method: EPA 3010 | | | | | | | |
| Arsenic | **5.0U** | ug/L | 10.0 | 5.0 | 1 | 11/14/11 09:52 | 11/15/11 21:49 | 7440-38-2 | |
| Barium | **46.1** | ug/L | 10.0 | 5.0 | 1 | 11/14/11 09:52 | 11/15/11 21:49 | 7440-39-3 | |
| Beryllium | **0.50U** | ug/L | 1.0 | 0.50 | 1 | 11/14/11 09:52 | 11/15/11 21:49 | 7440-41-7 | |
| Cadmium | **0.50U** | ug/L | 1.0 | 0.50 | 1 | 11/14/11 09:52 | 11/15/11 21:49 | 7440-43-9 | |
| Chromium | **2.5U** | ug/L | 5.0 | 2.5 | 1 | 11/14/11 09:52 | 11/15/11 21:49 | 7440-47-3 | |
| Cobalt | **5.0U** | ug/L | 10.0 | 5.0 | 1 | 11/14/11 09:52 | 11/15/11 21:49 | 7440-48-4 | |
| Copper | **2.5U** | ug/L | 5.0 | 2.5 | 1 | 11/14/11 09:52 | 11/15/11 21:49 | 7440-50-8 | |
| Iron | **1140** | ug/L | 40.0 | 20.0 | 1 | 11/14/11 09:52 | 11/15/11 21:49 | 7439-89-6 | |
| Lead | **5.0U** | ug/L | 10.0 | 5.0 | 1 | 11/14/11 09:52 | 11/15/11 21:49 | 7439-92-1 | |
| Nickel | **2.5U** | ug/L | 5.0 | 2.5 | 1 | 11/14/11 09:52 | 11/15/11 21:49 | 7440-02-0 | |
| Selenium | **7.5U** | ug/L | 15.0 | 7.5 | 1 | 11/14/11 09:52 | 11/15/11 21:49 | 7782-49-2 | |
| Silver | **2.5U** | ug/L | 5.0 | 2.5 | 1 | 11/14/11 09:52 | 11/15/11 21:49 | 7440-22-4 | |
| Sodium | **24.1** | mg/L | 1.0 | 0.50 | 1 | 11/14/11 09:52 | 11/15/11 21:49 | 7440-23-5 | |
| Vanadium | **6.1 I** | ug/L | 10.0 | 5.0 | 1 | 11/14/11 09:52 | 11/15/11 21:49 | 7440-62-2 | |
| Zinc | **10.0U** | ug/L | 20.0 | 10.0 | 1 | 11/14/11 09:52 | 11/15/11 21:49 | 7440-66-6 | |
| **6020 MET ICPMS** | Analytical Method: EPA 6020 | Preparation Method: EPA 3010 | | | | | | | |
| Antimony | **0.50U** | ug/L | 1.0 | 0.50 | 1 | 11/14/11 09:52 | 11/14/11 22:34 | 7440-36-0 | |
| Thallium | **0.50U** | ug/L | 1.0 | 0.50 | 1 | 11/14/11 09:52 | 11/14/11 22:34 | 7440-28-0 | |
| **7470 Mercury** | Analytical Method: EPA 7470 | Preparation Method: EPA 7470 | | | | | | | |
| Mercury | **0.10U** | ug/L | 0.20 | 0.10 | 1 | 11/13/11 09:00 | 11/15/11 14:41 | 7439-97-6 | |
| **8260 MSV** | Analytical Method: EPA 8260 | | | | | | | | |
| Acetone | **5.0U** | ug/L | 10.0 | 5.0 | 1 | | 11/22/11 02:38 | 67-64-1 | |
| Acrylonitrile | **5.0U** | ug/L | 10.0 | 5.0 | 1 | | 11/22/11 02:38 | 107-13-1 | |
| Benzene | **0.50U** | ug/L | 1.0 | 0.50 | 1 | | 11/22/11 02:38 | 71-43-2 | |
| Bromochloromethane | **0.50U** | ug/L | 1.0 | 0.50 | 1 | | 11/22/11 02:38 | 74-97-5 | |

**Pace Analytical Services, Inc.**
8 East Tower Circle
Ormond Beach, FL 32174
(386)672-5668

# ANALYTICAL RESULTS

Project: Tomoka Semi-annual LF
Pace Project No.: 3543012

**Sample: B40-2** **Lab ID: 3543012004** Collected: 11/11/11 11:02 Received: 11/11/11 16:17 Matrix: Water

| Parameters | Results | Units | PQL | MDL | DF | Prepared | Analyzed | CAS No. | Qual |
|---|---|---|---|---|---|---|---|---|---|
| **8260 MSV** | Analytical Method: EPA 8260 | | | | | | | | |
| Bromodichloromethane | **0.27U** | ug/L | 0.60 | 0.27 | 1 | | 11/22/11 02:38 | 75-27-4 | |
| Bromoform | **0.50U** | ug/L | 1.0 | 0.50 | 1 | | 11/22/11 02:38 | 75-25-2 | |
| Bromomethane | **0.50U** | ug/L | 1.0 | 0.50 | 1 | | 11/22/11 02:38 | 74-83-9 | |
| 2-Butanone (MEK) | **5.0U** | ug/L | 10.0 | 5.0 | 1 | | 11/22/11 02:38 | 78-93-3 | |
| Carbon disulfide | **5.0U** | ug/L | 10.0 | 5.0 | 1 | | 11/22/11 02:38 | 75-15-0 | |
| Carbon tetrachloride | **0.50U** | ug/L | 1.0 | 0.50 | 1 | | 11/22/11 02:38 | 56-23-5 | |
| Chlorobenzene | **0.50U** | ug/L | 1.0 | 0.50 | 1 | | 11/22/11 02:38 | 108-90-7 | |
| Chloroethane | **0.50U** | ug/L | 1.0 | 0.50 | 1 | | 11/22/11 02:38 | 75-00-3 | |
| Chloroform | **0.50U** | ug/L | 1.0 | 0.50 | 1 | | 11/22/11 02:38 | 67-66-3 | |
| Chloromethane | **0.62U** | ug/L | 1.0 | 0.62 | 1 | | 11/22/11 02:38 | 74-87-3 | |
| Dibromochloromethane | **0.26U** | ug/L | 0.50 | 0.26 | 1 | | 11/22/11 02:38 | 124-48-1 | |
| Dibromomethane | **0.50U** | ug/L | 1.0 | 0.50 | 1 | | 11/22/11 02:38 | 74-95-3 | |
| 1,2-Dichlorobenzene | **0.50U** | ug/L | 1.0 | 0.50 | 1 | | 11/22/11 02:38 | 95-50-1 | |
| 1,4-Dichlorobenzene | **0.50U** | ug/L | 1.0 | 0.50 | 1 | | 11/22/11 02:38 | 106-46-7 | |
| trans-1,4-Dichloro-2-butene | **5.0U** | ug/L | 10.0 | 5.0 | 1 | | 11/22/11 02:38 | 110-57-6 | |
| 1,1-Dichloroethane | **0.50U** | ug/L | 1.0 | 0.50 | 1 | | 11/22/11 02:38 | 75-34-3 | |
| 1,2-Dichloroethane | **0.50U** | ug/L | 1.0 | 0.50 | 1 | | 11/22/11 02:38 | 107-06-2 | |
| 1,1-Dichloroethene | **0.50U** | ug/L | 1.0 | 0.50 | 1 | | 11/22/11 02:38 | 75-35-4 | |
| cis-1,2-Dichloroethene | **0.50U** | ug/L | 1.0 | 0.50 | 1 | | 11/22/11 02:38 | 156-59-2 | |
| trans-1,2-Dichloroethene | **0.50U** | ug/L | 1.0 | 0.50 | 1 | | 11/22/11 02:38 | 156-60-5 | |
| 1,2-Dichloropropane | **0.50U** | ug/L | 1.0 | 0.50 | 1 | | 11/22/11 02:38 | 78-87-5 | |
| cis-1,3-Dichloropropene | **0.25U** | ug/L | 0.50 | 0.25 | 1 | | 11/22/11 02:38 | 10061-01-5 | |
| trans-1,3-Dichloropropene | **0.25U** | ug/L | 0.50 | 0.25 | 1 | | 11/22/11 02:38 | 10061-02-6 | |
| Ethylbenzene | **0.50U** | ug/L | 1.0 | 0.50 | 1 | | 11/22/11 02:38 | 100-41-4 | |
| 2-Hexanone | **5.0U** | ug/L | 10.0 | 5.0 | 1 | | 11/22/11 02:38 | 591-78-6 | |
| Iodomethane | **0.50U** | ug/L | 1.0 | 0.50 | 1 | | 11/22/11 02:38 | 74-88-4 | |
| Methylene Chloride | **2.5U** | ug/L | 5.0 | 2.5 | 1 | | 11/22/11 02:38 | 75-09-2 | |
| 4-Methyl-2-pentanone (MIBK) | **5.0U** | ug/L | 10.0 | 5.0 | 1 | | 11/22/11 02:38 | 108-10-1 | |
| Styrene | **0.50U** | ug/L | 1.0 | 0.50 | 1 | | 11/22/11 02:38 | 100-42-5 | |
| 1,1,1,2-Tetrachloroethane | **0.50U** | ug/L | 1.0 | 0.50 | 1 | | 11/22/11 02:38 | 630-20-6 | |
| 1,1,2,2-Tetrachloroethane | **0.12U** | ug/L | 0.50 | 0.12 | 1 | | 11/22/11 02:38 | 79-34-5 | |
| Tetrachloroethene | **0.50U** | ug/L | 1.0 | 0.50 | 1 | | 11/22/11 02:38 | 127-18-4 | |
| Toluene | **0.50U** | ug/L | 1.0 | 0.50 | 1 | | 11/22/11 02:38 | 108-88-3 | |
| 1,1,1-Trichloroethane | **0.50U** | ug/L | 1.0 | 0.50 | 1 | | 11/22/11 02:38 | 71-55-6 | |
| 1,1,2-Trichloroethane | **0.50U** | ug/L | 1.0 | 0.50 | 1 | | 11/22/11 02:38 | 79-00-5 | |
| Trichloroethene | **0.50U** | ug/L | 1.0 | 0.50 | 1 | | 11/22/11 02:38 | 79-01-6 | |
| Trichlorofluoromethane | **0.50U** | ug/L | 1.0 | 0.50 | 1 | | 11/22/11 02:38 | 75-69-4 | L3 |
| 1,2,3-Trichloropropane | **0.36U** | ug/L | 0.50 | 0.36 | 1 | | 11/22/11 02:38 | 96-18-4 | |
| Vinyl acetate | **1.0U** | ug/L | 2.0 | 1.0 | 1 | | 11/22/11 02:38 | 108-05-4 | |
| Vinyl chloride | **0.50U** | ug/L | 1.0 | 0.50 | 1 | | 11/22/11 02:38 | 75-01-4 | |
| Xylene (Total) | **0.50U** | ug/L | 1.0 | 0.50 | 1 | | 11/22/11 02:38 | 1330-20-7 | |
| ***Surrogates*** | | | | | | | | | |
| 4-Bromofluorobenzene (S) | 106 | % | 70-114 | | 1 | | 11/22/11 02:38 | 460-00-4 | |
| Dibromofluoromethane (S) | 102 | % | 88-117 | | 1 | | 11/22/11 02:38 | 1868-53-7 | |
| 1,2-Dichloroethane-d4 (S) | 100 | % | 86-125 | | 1 | | 11/22/11 02:38 | 17060-07-0 | |
| Toluene-d8 (S) | 102 | % | 87-113 | | 1 | | 11/22/11 02:38 | 2037-26-5 | |

**Pace Analytical Services, Inc.**
8 East Tower Circle
Ormond Beach, FL 32174
(386)672-5668

# ANALYTICAL RESULTS

Project: Tomoka Semi-annual LF
Pace Project No.: 3543012

**Sample: B40-2** **Lab ID: 3543012004** Collected: 11/11/11 11:02 Received: 11/11/11 16:17 Matrix: Water

| Parameters | Results | Units | PQL | MDL | DF | Prepared | Analyzed | CAS No. | Qual |
|---|---|---|---|---|---|---|---|---|---|
| **2540C Total Dissolved Solids** | Analytical Method: SM 2540C | | | | | | | | |
| Total Dissolved Solids | **564** | mg/L | 5.0 | 5.0 | 1 | | 11/15/11 11:39 | | |
| **300.0 IC Anions** | Analytical Method: EPA 300.0 | | | | | | | | |
| Nitrate as N | **0.025U** | mg/L | 0.050 | 0.025 | 1 | | 11/12/11 00:11 | 14797-55-8 | |
| **300.0 IC Anions 28 Days** | Analytical Method: EPA 300.0 | | | | | | | | |
| Chloride | **26.7** | mg/L | 5.0 | 2.5 | 1 | | 11/12/11 00:11 | 16887-00-6 | |
| Sulfate | **200** | mg/L | 25.0 | 12.5 | 5 | | 11/23/11 02:34 | 14808-79-8 | |
| **350.1 Ammonia** | Analytical Method: EPA 350.1 | | | | | | | | |
| Nitrogen, Ammonia | **0.37** | mg/L | 0.050 | 0.020 | 1 | | 11/18/11 09:34 | 7664-41-7 | |

**Pace Analytical Services, Inc.**
8 East Tower Circle
Ormond Beach, FL 32174
(386)672-5668

# ANALYTICAL RESULTS

Project: Tomoka Semi-annual LF
Pace Project No.: 3543012

**Sample: B65** **Lab ID: 3543012005** Collected: 11/11/11 11:52 Received: 11/11/11 16:17 Matrix: Water

| Parameters | Results | Units | PQL | MDL | DF | Prepared | Analyzed | CAS No. | Qual |
|---|---|---|---|---|---|---|---|---|---|
| **Field Data** | Analytical Method: | | | | | | | | |
| Field pH | **5.96** | Std. Units | | | 1 | | 11/11/11 11:52 | | |
| Field Temperature | **21.21** | deg C | | | 1 | | 11/11/11 11:52 | | |
| Appearance | **Color: None, Sheen: None** | | | | 1 | | 11/11/11 11:52 | | |
| Field Specific Conductance | **627** | umhos/cm | | | 1 | | 11/11/11 11:52 | | |
| Oxygen, Dissolved | **0.22** | mg/L | | | 1 | | 11/11/11 11:52 | 7782-44-7 | |
| REDOX | **3.7** | mV | | | 1 | | 11/11/11 11:52 | | |
| Turbidity | **1.73** | NTU | | | 1 | | 11/11/11 11:52 | | |
| Depth to Water | **5.10** | feet | | | 1 | | 11/11/11 11:52 | | |
| Water Level(NGVD) | **22.94** | feet | | | 1 | | 11/11/11 11:52 | | |
| **8011 GCS EDB and DBCP** | Analytical Method: EPA 8011 | Preparation Method: EPA 8011 | | | | | | | |
| 1,2-Dibromo-3-chloropropane | **0.0050U** | ug/L | 0.020 | 0.0050 | 1 | 11/17/11 12:00 | 11/18/11 00:20 | 96-12-8 | |
| 1,2-Dibromoethane (EDB) | **0.0063U** | ug/L | 0.010 | 0.0063 | 1 | 11/17/11 12:00 | 11/18/11 00:20 | 106-93-4 | |
| **6010 MET ICP** | Analytical Method: EPA 6010 | Preparation Method: EPA 3010 | | | | | | | |
| Arsenic | **5.0U** | ug/L | 10.0 | 5.0 | 1 | 11/14/11 09:52 | 11/15/11 22:01 | 7440-38-2 | |
| Barium | **55.7** | ug/L | 10.0 | 5.0 | 1 | 11/14/11 09:52 | 11/15/11 22:01 | 7440-39-3 | |
| Beryllium | **0.50U** | ug/L | 1.0 | 0.50 | 1 | 11/14/11 09:52 | 11/15/11 22:01 | 7440-41-7 | |
| Cadmium | **0.50U** | ug/L | 1.0 | 0.50 | 1 | 11/14/11 09:52 | 11/15/11 22:01 | 7440-43-9 | |
| Chromium | **3.5 I** | ug/L | 5.0 | 2.5 | 1 | 11/14/11 09:52 | 11/15/11 22:01 | 7440-47-3 | |
| Cobalt | **5.0U** | ug/L | 10.0 | 5.0 | 1 | 11/14/11 09:52 | 11/15/11 22:01 | 7440-48-4 | |
| Copper | **2.8 I** | ug/L | 5.0 | 2.5 | 1 | 11/14/11 09:52 | 11/15/11 22:01 | 7440-50-8 | |
| Iron | **2040** | ug/L | 40.0 | 20.0 | 1 | 11/14/11 09:52 | 11/15/11 22:01 | 7439-89-6 | |
| Lead | **5.0U** | ug/L | 10.0 | 5.0 | 1 | 11/14/11 09:52 | 11/15/11 22:01 | 7439-92-1 | |
| Nickel | **2.5U** | ug/L | 5.0 | 2.5 | 1 | 11/14/11 09:52 | 11/15/11 22:01 | 7440-02-0 | |
| Selenium | **7.5U** | ug/L | 15.0 | 7.5 | 1 | 11/14/11 09:52 | 11/15/11 22:01 | 7782-49-2 | |
| Silver | **2.5U** | ug/L | 5.0 | 2.5 | 1 | 11/14/11 09:52 | 11/15/11 22:01 | 7440-22-4 | |
| Sodium | **33.3** | mg/L | 1.0 | 0.50 | 1 | 11/14/11 09:52 | 11/15/11 22:01 | 7440-23-5 | |
| Vanadium | **8.9 I** | ug/L | 10.0 | 5.0 | 1 | 11/14/11 09:52 | 11/15/11 22:01 | 7440-62-2 | |
| Zinc | **10.0U** | ug/L | 20.0 | 10.0 | 1 | 11/14/11 09:52 | 11/15/11 22:01 | 7440-66-6 | |
| **6020 MET ICPMS** | Analytical Method: EPA 6020 | Preparation Method: EPA 3010 | | | | | | | |
| Antimony | **0.50U** | ug/L | 1.0 | 0.50 | 1 | 11/14/11 09:52 | 11/14/11 22:36 | 7440-36-0 | |
| Thallium | **0.50U** | ug/L | 1.0 | 0.50 | 1 | 11/14/11 09:52 | 11/14/11 22:36 | 7440-28-0 | |
| **7470 Mercury** | Analytical Method: EPA 7470 | Preparation Method: EPA 7470 | | | | | | | |
| Mercury | **0.10U** | ug/L | 0.20 | 0.10 | 1 | 11/13/11 09:00 | 11/15/11 14:44 | 7439-97-6 | |
| **8260 MSV** | Analytical Method: EPA 8260 | | | | | | | | |
| Acetone | **5.0U** | ug/L | 10.0 | 5.0 | 1 | | 11/22/11 03:02 | 67-64-1 | |
| Acrylonitrile | **5.0U** | ug/L | 10.0 | 5.0 | 1 | | 11/22/11 03:02 | 107-13-1 | |
| Benzene | **0.50U** | ug/L | 1.0 | 0.50 | 1 | | 11/22/11 03:02 | 71-43-2 | |
| Bromochloromethane | **0.50U** | ug/L | 1.0 | 0.50 | 1 | | 11/22/11 03:02 | 74-97-5 | |

**Pace Analytical Services, Inc.**
8 East Tower Circle
Ormond Beach, FL 32174
(386)672-5668

# ANALYTICAL RESULTS

Project: Tomoka Semi-annual LF
Pace Project No.: 3543012

**Sample: B65** **Lab ID: 3543012005** Collected: 11/11/11 11:52 Received: 11/11/11 16:17 Matrix: Water

| Parameters | Results | Units | PQL | MDL | DF | Prepared | Analyzed | CAS No. | Qual |
|---|---|---|---|---|---|---|---|---|---|
| **8260 MSV** | Analytical Method: EPA 8260 | | | | | | | | |
| Bromodichloromethane | **0.27U** | ug/L | 0.60 | 0.27 | 1 | | 11/22/11 03:02 | 75-27-4 | |
| Bromoform | **0.50U** | ug/L | 1.0 | 0.50 | 1 | | 11/22/11 03:02 | 75-25-2 | |
| Bromomethane | **0.50U** | ug/L | 1.0 | 0.50 | 1 | | 11/22/11 03:02 | 74-83-9 | |
| 2-Butanone (MEK) | **5.0U** | ug/L | 10.0 | 5.0 | 1 | | 11/22/11 03:02 | 78-93-3 | |
| Carbon disulfide | **5.0U** | ug/L | 10.0 | 5.0 | 1 | | 11/22/11 03:02 | 75-15-0 | |
| Carbon tetrachloride | **0.50U** | ug/L | 1.0 | 0.50 | 1 | | 11/22/11 03:02 | 56-23-5 | |
| Chlorobenzene | **0.50U** | ug/L | 1.0 | 0.50 | 1 | | 11/22/11 03:02 | 108-90-7 | |
| Chloroethane | **0.50U** | ug/L | 1.0 | 0.50 | 1 | | 11/22/11 03:02 | 75-00-3 | |
| Chloroform | **0.50U** | ug/L | 1.0 | 0.50 | 1 | | 11/22/11 03:02 | 67-66-3 | |
| Chloromethane | **0.62U** | ug/L | 1.0 | 0.62 | 1 | | 11/22/11 03:02 | 74-87-3 | |
| Dibromochloromethane | **0.26U** | ug/L | 0.50 | 0.26 | 1 | | 11/22/11 03:02 | 124-48-1 | |
| Dibromomethane | **0.50U** | ug/L | 1.0 | 0.50 | 1 | | 11/22/11 03:02 | 74-95-3 | |
| 1,2-Dichlorobenzene | **0.50U** | ug/L | 1.0 | 0.50 | 1 | | 11/22/11 03:02 | 95-50-1 | |
| 1,4-Dichlorobenzene | **0.50U** | ug/L | 1.0 | 0.50 | 1 | | 11/22/11 03:02 | 106-46-7 | |
| trans-1,4-Dichloro-2-butene | **5.0U** | ug/L | 10.0 | 5.0 | 1 | | 11/22/11 03:02 | 110-57-6 | |
| 1,1-Dichloroethane | **0.50U** | ug/L | 1.0 | 0.50 | 1 | | 11/22/11 03:02 | 75-34-3 | |
| 1,2-Dichloroethane | **0.50U** | ug/L | 1.0 | 0.50 | 1 | | 11/22/11 03:02 | 107-06-2 | |
| 1,1-Dichloroethene | **0.50U** | ug/L | 1.0 | 0.50 | 1 | | 11/22/11 03:02 | 75-35-4 | |
| cis-1,2-Dichloroethene | **0.50U** | ug/L | 1.0 | 0.50 | 1 | | 11/22/11 03:02 | 156-59-2 | |
| trans-1,2-Dichloroethene | **0.50U** | ug/L | 1.0 | 0.50 | 1 | | 11/22/11 03:02 | 156-60-5 | |
| 1,2-Dichloropropane | **0.50U** | ug/L | 1.0 | 0.50 | 1 | | 11/22/11 03:02 | 78-87-5 | |
| cis-1,3-Dichloropropene | **0.25U** | ug/L | 0.50 | 0.25 | 1 | | 11/22/11 03:02 | 10061-01-5 | |
| trans-1,3-Dichloropropene | **0.25U** | ug/L | 0.50 | 0.25 | 1 | | 11/22/11 03:02 | 10061-02-6 | |
| Ethylbenzene | **0.50U** | ug/L | 1.0 | 0.50 | 1 | | 11/22/11 03:02 | 100-41-4 | |
| 2-Hexanone | **5.0U** | ug/L | 10.0 | 5.0 | 1 | | 11/22/11 03:02 | 591-78-6 | |
| Iodomethane | **0.50U** | ug/L | 1.0 | 0.50 | 1 | | 11/22/11 03:02 | 74-88-4 | |
| Methylene Chloride | **2.5U** | ug/L | 5.0 | 2.5 | 1 | | 11/22/11 03:02 | 75-09-2 | |
| 4-Methyl-2-pentanone (MIBK) | **5.0U** | ug/L | 10.0 | 5.0 | 1 | | 11/22/11 03:02 | 108-10-1 | |
| Styrene | **0.50U** | ug/L | 1.0 | 0.50 | 1 | | 11/22/11 03:02 | 100-42-5 | |
| 1,1,1,2-Tetrachloroethane | **0.50U** | ug/L | 1.0 | 0.50 | 1 | | 11/22/11 03:02 | 630-20-6 | |
| 1,1,2,2-Tetrachloroethane | **0.12U** | ug/L | 0.50 | 0.12 | 1 | | 11/22/11 03:02 | 79-34-5 | |
| Tetrachloroethene | **0.50U** | ug/L | 1.0 | 0.50 | 1 | | 11/22/11 03:02 | 127-18-4 | |
| Toluene | **0.50U** | ug/L | 1.0 | 0.50 | 1 | | 11/22/11 03:02 | 108-88-3 | |
| 1,1,1-Trichloroethane | **0.50U** | ug/L | 1.0 | 0.50 | 1 | | 11/22/11 03:02 | 71-55-6 | |
| 1,1,2-Trichloroethane | **0.50U** | ug/L | 1.0 | 0.50 | 1 | | 11/22/11 03:02 | 79-00-5 | |
| Trichloroethene | **0.50U** | ug/L | 1.0 | 0.50 | 1 | | 11/22/11 03:02 | 79-01-6 | |
| Trichlorofluoromethane | **0.50U** | ug/L | 1.0 | 0.50 | 1 | | 11/22/11 03:02 | 75-69-4 | L3 |
| 1,2,3-Trichloropropane | **0.36U** | ug/L | 0.50 | 0.36 | 1 | | 11/22/11 03:02 | 96-18-4 | |
| Vinyl acetate | **1.0U** | ug/L | 2.0 | 1.0 | 1 | | 11/22/11 03:02 | 108-05-4 | |
| Vinyl chloride | **0.50U** | ug/L | 1.0 | 0.50 | 1 | | 11/22/11 03:02 | 75-01-4 | |
| Xylene (Total) | **0.50U** | ug/L | 1.0 | 0.50 | 1 | | 11/22/11 03:02 | 1330-20-7 | |
| ***Surrogates*** | | | | | | | | | |
| 4-Bromofluorobenzene (S) | 107 | % | 70-114 | | 1 | | 11/22/11 03:02 | 460-00-4 | |
| Dibromofluoromethane (S) | 103 | % | 88-117 | | 1 | | 11/22/11 03:02 | 1868-53-7 | |
| 1,2-Dichloroethane-d4 (S) | 99 | % | 86-125 | | 1 | | 11/22/11 03:02 | 17060-07-0 | |
| Toluene-d8 (S) | 100 | % | 87-113 | | 1 | | 11/22/11 03:02 | 2037-26-5 | |

**Pace Analytical Services, Inc.**
8 East Tower Circle
Ormond Beach, FL 32174
(386)672-5668

# ANALYTICAL RESULTS

Project: Tomoka Semi-annual LF
Pace Project No.: 3543012

**Sample: B65** **Lab ID: 3543012005** Collected: 11/11/11 11:52 Received: 11/11/11 16:17 Matrix: Water

| Parameters | Results | Units | PQL | MDL | DF | Prepared | Analyzed | CAS No. | Qual |
|---|---|---|---|---|---|---|---|---|---|
| **2540C Total Dissolved Solids** | Analytical Method: SM 2540C | | | | | | | | |
| Total Dissolved Solids | **511** | mg/L | 5.0 | 5.0 | 1 | | 11/15/11 11:39 | | |
| **300.0 IC Anions** | Analytical Method: EPA 300.0 | | | | | | | | |
| Nitrate as N | **0.025U** | mg/L | 0.050 | 0.025 | 1 | | 11/12/11 00:47 | 14797-55-8 | |
| **300.0 IC Anions 28 Days** | Analytical Method: EPA 300.0 | | | | | | | | |
| Chloride | **40.8** | mg/L | 5.0 | 2.5 | 1 | | 11/12/11 00:47 | 16887-00-6 | |
| Sulfate | **139** | mg/L | 25.0 | 12.5 | 5 | | 11/23/11 02:46 | 14808-79-8 | |
| **350.1 Ammonia** | Analytical Method: EPA 350.1 | | | | | | | | |
| Nitrogen, Ammonia | **0.22** | mg/L | 0.050 | 0.020 | 1 | | 11/18/11 09:35 | 7664-41-7 | |

**Pace Analytical Services, Inc.**
8 East Tower Circle
Ormond Beach, FL 32174
(386)672-5668

# ANALYTICAL RESULTS

Project: Tomoka Semi-annual LF
Pace Project No.: 3543012

**Sample: B41-2** **Lab ID: 3543012006** Collected: 11/11/11 12:43 Received: 11/11/11 16:17 Matrix: Water

| Parameters | Results | Units | PQL | MDL | DF | Prepared | Analyzed | CAS No. | Qual |
|---|---|---|---|---|---|---|---|---|---|
| **Field Data** | Analytical Method: | | | | | | | | |
| Field pH | **6.69** | Std. Units | | | 1 | | 11/11/11 12:43 | | |
| Field Temperature | **21.08** | deg C | | | 1 | | 11/11/11 12:43 | | |
| Appearance | **Color: None, Sheen: None** | | | | 1 | | 11/11/11 12:43 | | |
| Field Specific Conductance | **967** | umhos/cm | | | 1 | | 11/11/11 12:43 | | |
| Oxygen, Dissolved | **0.32** | mg/L | | | 1 | | 11/11/11 12:43 | 7782-44-7 | |
| REDOX | **-57.0** | mV | | | 1 | | 11/11/11 12:43 | | |
| Turbidity | **1.03** | NTU | | | 1 | | 11/11/11 12:43 | | |
| Depth to Water | **6.32** | feet | | | 1 | | 11/11/11 12:43 | | |
| Water Level(NGVD) | **22.94** | feet | | | 1 | | 11/11/11 12:43 | | |
| **8011 GCS EDB and DBCP** | Analytical Method: EPA 8011 | Preparation Method: EPA 8011 | | | | | | | |
| 1,2-Dibromo-3-chloropropane | **0.0049U** | ug/L | 0.020 | 0.0049 | 1 | 11/17/11 12:00 | 11/18/11 00:51 | 96-12-8 | |
| 1,2-Dibromoethane (EDB) | **0.0062U** | ug/L | 0.010 | 0.0062 | 1 | 11/17/11 12:00 | 11/18/11 00:51 | 106-93-4 | |
| **6010 MET ICP** | Analytical Method: EPA 6010 | Preparation Method: EPA 3010 | | | | | | | |
| Arsenic | **5.0U** | ug/L | 10.0 | 5.0 | 1 | 11/14/11 09:52 | 11/15/11 22:05 | 7440-38-2 | |
| Barium | **67.3** | ug/L | 10.0 | 5.0 | 1 | 11/14/11 09:52 | 11/15/11 22:05 | 7440-39-3 | |
| Beryllium | **0.50U** | ug/L | 1.0 | 0.50 | 1 | 11/14/11 09:52 | 11/15/11 22:05 | 7440-41-7 | |
| Cadmium | **0.50U** | ug/L | 1.0 | 0.50 | 1 | 11/14/11 09:52 | 11/15/11 22:05 | 7440-43-9 | |
| Chromium | **2.5U** | ug/L | 5.0 | 2.5 | 1 | 11/14/11 09:52 | 11/15/11 22:05 | 7440-47-3 | |
| Cobalt | **5.0U** | ug/L | 10.0 | 5.0 | 1 | 11/14/11 09:52 | 11/15/11 22:05 | 7440-48-4 | |
| Copper | **6.5** | ug/L | 5.0 | 2.5 | 1 | 11/14/11 09:52 | 11/15/11 22:05 | 7440-50-8 | |
| Iron | **1540** | ug/L | 40.0 | 20.0 | 1 | 11/14/11 09:52 | 11/15/11 22:05 | 7439-89-6 | |
| Lead | **5.0U** | ug/L | 10.0 | 5.0 | 1 | 11/14/11 09:52 | 11/15/11 22:05 | 7439-92-1 | |
| Nickel | **3.9 I** | ug/L | 5.0 | 2.5 | 1 | 11/14/11 09:52 | 11/15/11 22:05 | 7440-02-0 | |
| Selenium | **7.5U** | ug/L | 15.0 | 7.5 | 1 | 11/14/11 09:52 | 11/15/11 22:05 | 7782-49-2 | |
| Silver | **2.5U** | ug/L | 5.0 | 2.5 | 1 | 11/14/11 09:52 | 11/15/11 22:05 | 7440-22-4 | |
| Sodium | **28.6** | mg/L | 1.0 | 0.50 | 1 | 11/14/11 09:52 | 11/15/11 22:05 | 7440-23-5 | |
| Vanadium | **5.3 I** | ug/L | 10.0 | 5.0 | 1 | 11/14/11 09:52 | 11/15/11 22:05 | 7440-62-2 | |
| Zinc | **10.0U** | ug/L | 20.0 | 10.0 | 1 | 11/14/11 09:52 | 11/15/11 22:05 | 7440-66-6 | |
| **6020 MET ICPMS** | Analytical Method: EPA 6020 | Preparation Method: EPA 3010 | | | | | | | |
| Antimony | **0.50U** | ug/L | 1.0 | 0.50 | 1 | 11/14/11 09:52 | 11/14/11 22:38 | 7440-36-0 | |
| Thallium | **0.50U** | ug/L | 1.0 | 0.50 | 1 | 11/14/11 09:52 | 11/14/11 22:38 | 7440-28-0 | |
| **7470 Mercury** | Analytical Method: EPA 7470 | Preparation Method: EPA 7470 | | | | | | | |
| Mercury | **0.10U** | ug/L | 0.20 | 0.10 | 1 | 11/13/11 09:00 | 11/15/11 14:47 | 7439-97-6 | |
| **8260 MSV** | Analytical Method: EPA 8260 | | | | | | | | |
| Acetone | **5.0U** | ug/L | 10.0 | 5.0 | 1 | | 11/22/11 03:27 | 67-64-1 | |
| Acrylonitrile | **5.0U** | ug/L | 10.0 | 5.0 | 1 | | 11/22/11 03:27 | 107-13-1 | |
| Benzene | **0.50U** | ug/L | 1.0 | 0.50 | 1 | | 11/22/11 03:27 | 71-43-2 | |
| Bromochloromethane | **0.50U** | ug/L | 1.0 | 0.50 | 1 | | 11/22/11 03:27 | 74-97-5 | |

**Pace Analytical Services, Inc.**
8 East Tower Circle
Ormond Beach, FL 32174
(386)672-5668

# ANALYTICAL RESULTS

Project: Tomoka Semi-annual LF
Pace Project No.: 3543012

**Sample: B41-2** **Lab ID: 3543012006** Collected: 11/11/11 12:43 Received: 11/11/11 16:17 Matrix: Water

| Parameters | Results | Units | PQL | MDL | DF | Prepared | Analyzed | CAS No. | Qual |
|---|---|---|---|---|---|---|---|---|---|
| **8260 MSV** | Analytical Method: EPA 8260 | | | | | | | | |
| Bromodichloromethane | **0.27U** | ug/L | 0.60 | 0.27 | 1 | | 11/22/11 03:27 | 75-27-4 | |
| Bromoform | **0.50U** | ug/L | 1.0 | 0.50 | 1 | | 11/22/11 03:27 | 75-25-2 | |
| Bromomethane | **0.50U** | ug/L | 1.0 | 0.50 | 1 | | 11/22/11 03:27 | 74-83-9 | |
| 2-Butanone (MEK) | **5.0U** | ug/L | 10.0 | 5.0 | 1 | | 11/22/11 03:27 | 78-93-3 | |
| Carbon disulfide | **5.0U** | ug/L | 10.0 | 5.0 | 1 | | 11/22/11 03:27 | 75-15-0 | |
| Carbon tetrachloride | **0.50U** | ug/L | 1.0 | 0.50 | 1 | | 11/22/11 03:27 | 56-23-5 | |
| Chlorobenzene | **0.50U** | ug/L | 1.0 | 0.50 | 1 | | 11/22/11 03:27 | 108-90-7 | |
| Chloroethane | **0.50U** | ug/L | 1.0 | 0.50 | 1 | | 11/22/11 03:27 | 75-00-3 | |
| Chloroform | **0.50U** | ug/L | 1.0 | 0.50 | 1 | | 11/22/11 03:27 | 67-66-3 | |
| Chloromethane | **0.62U** | ug/L | 1.0 | 0.62 | 1 | | 11/22/11 03:27 | 74-87-3 | |
| Dibromochloromethane | **0.26U** | ug/L | 0.50 | 0.26 | 1 | | 11/22/11 03:27 | 124-48-1 | |
| Dibromomethane | **0.50U** | ug/L | 1.0 | 0.50 | 1 | | 11/22/11 03:27 | 74-95-3 | |
| 1,2-Dichlorobenzene | **0.50U** | ug/L | 1.0 | 0.50 | 1 | | 11/22/11 03:27 | 95-50-1 | |
| 1,4-Dichlorobenzene | **0.50U** | ug/L | 1.0 | 0.50 | 1 | | 11/22/11 03:27 | 106-46-7 | |
| trans-1,4-Dichloro-2-butene | **5.0U** | ug/L | 10.0 | 5.0 | 1 | | 11/22/11 03:27 | 110-57-6 | |
| 1,1-Dichloroethane | **0.50U** | ug/L | 1.0 | 0.50 | 1 | | 11/22/11 03:27 | 75-34-3 | |
| 1,2-Dichloroethane | **0.50U** | ug/L | 1.0 | 0.50 | 1 | | 11/22/11 03:27 | 107-06-2 | |
| 1,1-Dichloroethene | **0.50U** | ug/L | 1.0 | 0.50 | 1 | | 11/22/11 03:27 | 75-35-4 | |
| cis-1,2-Dichloroethene | **0.50U** | ug/L | 1.0 | 0.50 | 1 | | 11/22/11 03:27 | 156-59-2 | |
| trans-1,2-Dichloroethene | **0.50U** | ug/L | 1.0 | 0.50 | 1 | | 11/22/11 03:27 | 156-60-5 | |
| 1,2-Dichloropropane | **0.50U** | ug/L | 1.0 | 0.50 | 1 | | 11/22/11 03:27 | 78-87-5 | |
| cis-1,3-Dichloropropene | **0.25U** | ug/L | 0.50 | 0.25 | 1 | | 11/22/11 03:27 | 10061-01-5 | |
| trans-1,3-Dichloropropene | **0.25U** | ug/L | 0.50 | 0.25 | 1 | | 11/22/11 03:27 | 10061-02-6 | |
| Ethylbenzene | **0.50U** | ug/L | 1.0 | 0.50 | 1 | | 11/22/11 03:27 | 100-41-4 | |
| 2-Hexanone | **5.0U** | ug/L | 10.0 | 5.0 | 1 | | 11/22/11 03:27 | 591-78-6 | |
| Iodomethane | **0.50U** | ug/L | 1.0 | 0.50 | 1 | | 11/22/11 03:27 | 74-88-4 | |
| Methylene Chloride | **2.5U** | ug/L | 5.0 | 2.5 | 1 | | 11/22/11 03:27 | 75-09-2 | |
| 4-Methyl-2-pentanone (MIBK) | **5.0U** | ug/L | 10.0 | 5.0 | 1 | | 11/22/11 03:27 | 108-10-1 | |
| Styrene | **0.50U** | ug/L | 1.0 | 0.50 | 1 | | 11/22/11 03:27 | 100-42-5 | |
| 1,1,1,2-Tetrachloroethane | **0.50U** | ug/L | 1.0 | 0.50 | 1 | | 11/22/11 03:27 | 630-20-6 | |
| 1,1,2,2-Tetrachloroethane | **0.12U** | ug/L | 0.50 | 0.12 | 1 | | 11/22/11 03:27 | 79-34-5 | |
| Tetrachloroethene | **0.50U** | ug/L | 1.0 | 0.50 | 1 | | 11/22/11 03:27 | 127-18-4 | |
| Toluene | **0.50U** | ug/L | 1.0 | 0.50 | 1 | | 11/22/11 03:27 | 108-88-3 | |
| 1,1,1-Trichloroethane | **0.50U** | ug/L | 1.0 | 0.50 | 1 | | 11/22/11 03:27 | 71-55-6 | |
| 1,1,2-Trichloroethane | **0.50U** | ug/L | 1.0 | 0.50 | 1 | | 11/22/11 03:27 | 79-00-5 | |
| Trichloroethene | **0.50U** | ug/L | 1.0 | 0.50 | 1 | | 11/22/11 03:27 | 79-01-6 | |
| Trichlorofluoromethane | **0.50U** | ug/L | 1.0 | 0.50 | 1 | | 11/22/11 03:27 | 75-69-4 | L3 |
| 1,2,3-Trichloropropane | **0.36U** | ug/L | 0.50 | 0.36 | 1 | | 11/22/11 03:27 | 96-18-4 | |
| Vinyl acetate | **1.0U** | ug/L | 2.0 | 1.0 | 1 | | 11/22/11 03:27 | 108-05-4 | |
| Vinyl chloride | **0.50U** | ug/L | 1.0 | 0.50 | 1 | | 11/22/11 03:27 | 75-01-4 | |
| Xylene (Total) | **0.50U** | ug/L | 1.0 | 0.50 | 1 | | 11/22/11 03:27 | 1330-20-7 | |
| ***Surrogates*** | | | | | | | | | |
| 4-Bromofluorobenzene (S) | 109 | % | 70-114 | | 1 | | 11/22/11 03:27 | 460-00-4 | |
| Dibromofluoromethane (S) | 104 | % | 88-117 | | 1 | | 11/22/11 03:27 | 1868-53-7 | |
| 1,2-Dichloroethane-d4 (S) | 103 | % | 86-125 | | 1 | | 11/22/11 03:27 | 17060-07-0 | |
| Toluene-d8 (S) | 103 | % | 87-113 | | 1 | | 11/22/11 03:27 | 2037-26-5 | |

**Pace Analytical Services, Inc.**
8 East Tower Circle
Ormond Beach, FL 32174
(386)672-5668

# ANALYTICAL RESULTS

Project: Tomoka Semi-annual LF
Pace Project No.: 3543012

**Sample: B41-2** **Lab ID: 3543012006** Collected: 11/11/11 12:43 Received: 11/11/11 16:17 Matrix: Water

| Parameters | Results | Units | PQL | MDL | DF | Prepared | Analyzed | CAS No. | Qual |
|---|---|---|---|---|---|---|---|---|---|
| **2540C Total Dissolved Solids** | Analytical Method: SM 2540C | | | | | | | | |
| Total Dissolved Solids | **750** | mg/L | 10.0 | 10.0 | 1 | | 11/15/11 11:40 | | |
| **300.0 IC Anions** | Analytical Method: EPA 300.0 | | | | | | | | |
| Nitrate as N | **0.025U** | mg/L | 0.050 | 0.025 | 1 | | 11/12/11 01:24 | 14797-55-8 | |
| **300.0 IC Anions 28 Days** | Analytical Method: EPA 300.0 | | | | | | | | |
| Chloride | **29.3** | mg/L | 5.0 | 2.5 | 1 | | 11/12/11 01:24 | 16887-00-6 | |
| Sulfate | **163** | mg/L | 10.0 | 5.0 | 2 | | 11/23/11 02:58 | 14808-79-8 | |
| **350.1 Ammonia** | Analytical Method: EPA 350.1 | | | | | | | | |
| Nitrogen, Ammonia | **0.56** | mg/L | 0.050 | 0.020 | 1 | | 11/18/11 09:36 | 7664-41-7 | |

**Pace Analytical Services, Inc.**
8 East Tower Circle
Ormond Beach, FL 32174
(386)672-5668

# ANALYTICAL RESULTS

Project: Tomoka Semi-annual LF
Pace Project No.: 3543012

**Sample: B1-B** **Lab ID: 3543012007** Collected: 11/11/11 13:43 Received: 11/11/11 16:17 Matrix: Water

| Parameters | Results | Units | PQL | MDL | DF | Prepared | Analyzed | CAS No. | Qual |
|---|---|---|---|---|---|---|---|---|---|
| **Field Data** | Analytical Method: | | | | | | | | |
| Field pH | **6.30** | Std. Units | | | 1 | | 11/11/11 13:43 | | |
| Field Temperature | **22.12** | deg C | | | 1 | | 11/11/11 13:43 | | |
| Appearance | **Color: None, Sheen: None** | | | | 1 | | 11/11/11 13:43 | | |
| Field Specific Conductance | **1326** | umhos/cm | | | 1 | | 11/11/11 13:43 | | |
| Oxygen, Dissolved | **0.26** | mg/L | | | 1 | | 11/11/11 13:43 | 7782-44-7 | |
| REDOX | **-38.3** | mV | | | 1 | | 11/11/11 13:43 | | |
| Turbidity | **0.79** | NTU | | | 1 | | 11/11/11 13:43 | | |
| Depth to Water | **9.59** | feet | | | 1 | | 11/11/11 13:43 | | |
| Water Level(NGVD) | **17.72** | feet | | | 1 | | 11/11/11 13:43 | | |
| **8011 GCS EDB and DBCP** | Analytical Method: EPA 8011 Preparation Method: EPA 8011 | | | | | | | | |
| 1,2-Dibromo-3-chloropropane | **0.0050U** | ug/L | 0.021 | 0.0050 | 1 | 11/17/11 12:00 | 11/18/11 01:06 | 96-12-8 | |
| 1,2-Dibromoethane (EDB) | **0.0064U** | ug/L | 0.010 | 0.0064 | 1 | 11/17/11 12:00 | 11/18/11 01:06 | 106-93-4 | |
| **6010 MET ICP** | Analytical Method: EPA 6010 Preparation Method: EPA 3010 | | | | | | | | |
| Arsenic | **5.0U** | ug/L | 10.0 | 5.0 | 1 | 11/14/11 09:52 | 11/15/11 22:09 | 7440-38-2 | |
| Barium | **310** | ug/L | 10.0 | 5.0 | 1 | 11/14/11 09:52 | 11/15/11 22:09 | 7440-39-3 | |
| Beryllium | **0.50U** | ug/L | 1.0 | 0.50 | 1 | 11/14/11 09:52 | 11/15/11 22:09 | 7440-41-7 | |
| Cadmium | **0.50U** | ug/L | 1.0 | 0.50 | 1 | 11/14/11 09:52 | 11/15/11 22:09 | 7440-43-9 | |
| Chromium | **2.5U** | ug/L | 5.0 | 2.5 | 1 | 11/14/11 09:52 | 11/15/11 22:09 | 7440-47-3 | |
| Cobalt | **5.0U** | ug/L | 10.0 | 5.0 | 1 | 11/14/11 09:52 | 11/15/11 22:09 | 7440-48-4 | |
| Copper | **3.2 I** | ug/L | 5.0 | 2.5 | 1 | 11/14/11 09:52 | 11/15/11 22:09 | 7440-50-8 | |
| Iron | **21900** | ug/L | 40.0 | 20.0 | 1 | 11/14/11 09:52 | 11/15/11 22:09 | 7439-89-6 | |
| Lead | **5.0U** | ug/L | 10.0 | 5.0 | 1 | 11/14/11 09:52 | 11/15/11 22:09 | 7439-92-1 | |
| Nickel | **2.5U** | ug/L | 5.0 | 2.5 | 1 | 11/14/11 09:52 | 11/15/11 22:09 | 7440-02-0 | |
| Selenium | **7.5U** | ug/L | 15.0 | 7.5 | 1 | 11/14/11 09:52 | 11/15/11 22:09 | 7782-49-2 | |
| Silver | **2.5U** | ug/L | 5.0 | 2.5 | 1 | 11/14/11 09:52 | 11/15/11 22:09 | 7440-22-4 | |
| Sodium | **81.0** | mg/L | 1.0 | 0.50 | 1 | 11/14/11 09:52 | 11/15/11 22:09 | 7440-23-5 | |
| Vanadium | **5.0U** | ug/L | 10.0 | 5.0 | 1 | 11/14/11 09:52 | 11/15/11 22:09 | 7440-62-2 | |
| Zinc | **10.0U** | ug/L | 20.0 | 10.0 | 1 | 11/14/11 09:52 | 11/15/11 22:09 | 7440-66-6 | |
| **6020 MET ICPMS** | Analytical Method: EPA 6020 Preparation Method: EPA 3010 | | | | | | | | |
| Antimony | **0.50U** | ug/L | 1.0 | 0.50 | 1 | 11/14/11 09:52 | 11/14/11 22:39 | 7440-36-0 | |
| Thallium | **0.50U** | ug/L | 1.0 | 0.50 | 1 | 11/14/11 09:52 | 11/14/11 22:39 | 7440-28-0 | |
| **7470 Mercury** | Analytical Method: EPA 7470 Preparation Method: EPA 7470 | | | | | | | | |
| Mercury | **0.10U** | ug/L | 0.20 | 0.10 | 1 | 11/13/11 09:00 | 11/15/11 14:51 | 7439-97-6 | |
| **8260 MSV** | Analytical Method: EPA 8260 | | | | | | | | |
| Acetone | **5.0U** | ug/L | 10.0 | 5.0 | 1 | | 11/22/11 03:52 | 67-64-1 | |
| Acrylonitrile | **5.0U** | ug/L | 10.0 | 5.0 | 1 | | 11/22/11 03:52 | 107-13-1 | |
| Benzene | **0.50U** | ug/L | 1.0 | 0.50 | 1 | | 11/22/11 03:52 | 71-43-2 | |
| Bromochloromethane | **0.50U** | ug/L | 1.0 | 0.50 | 1 | | 11/22/11 03:52 | 74-97-5 | |

**Pace Analytical Services, Inc.**
8 East Tower Circle
Ormond Beach, FL 32174
(386)672-5668

# ANALYTICAL RESULTS

Project: Tomoka Semi-annual LF
Pace Project No.: 3543012

**Sample: B1-B** **Lab ID: 3543012007** Collected: 11/11/11 13:43 Received: 11/11/11 16:17 Matrix: Water

| Parameters | Results | Units | PQL | MDL | DF | Prepared | Analyzed | CAS No. | Qual |
|---|---|---|---|---|---|---|---|---|---|
| **8260 MSV** | Analytical Method: EPA 8260 | | | | | | | | |
| Bromodichloromethane | **0.27U** | ug/L | 0.60 | 0.27 | 1 | | 11/22/11 03:52 | 75-27-4 | |
| Bromoform | **0.50U** | ug/L | 1.0 | 0.50 | 1 | | 11/22/11 03:52 | 75-25-2 | |
| Bromomethane | **0.50U** | ug/L | 1.0 | 0.50 | 1 | | 11/22/11 03:52 | 74-83-9 | |
| 2-Butanone (MEK) | **5.0U** | ug/L | 10.0 | 5.0 | 1 | | 11/22/11 03:52 | 78-93-3 | |
| Carbon disulfide | **5.0U** | ug/L | 10.0 | 5.0 | 1 | | 11/22/11 03:52 | 75-15-0 | |
| Carbon tetrachloride | **0.50U** | ug/L | 1.0 | 0.50 | 1 | | 11/22/11 03:52 | 56-23-5 | |
| Chlorobenzene | **1.1** | ug/L | 1.0 | 0.50 | 1 | | 11/22/11 03:52 | 108-90-7 | |
| Chloroethane | **0.50U** | ug/L | 1.0 | 0.50 | 1 | | 11/22/11 03:52 | 75-00-3 | |
| Chloroform | **0.50U** | ug/L | 1.0 | 0.50 | 1 | | 11/22/11 03:52 | 67-66-3 | |
| Chloromethane | **0.62U** | ug/L | 1.0 | 0.62 | 1 | | 11/22/11 03:52 | 74-87-3 | |
| Dibromochloromethane | **0.26U** | ug/L | 0.50 | 0.26 | 1 | | 11/22/11 03:52 | 124-48-1 | |
| Dibromomethane | **0.50U** | ug/L | 1.0 | 0.50 | 1 | | 11/22/11 03:52 | 74-95-3 | |
| 1,2-Dichlorobenzene | **0.50U** | ug/L | 1.0 | 0.50 | 1 | | 11/22/11 03:52 | 95-50-1 | |
| 1,4-Dichlorobenzene | **0.50U** | ug/L | 1.0 | 0.50 | 1 | | 11/22/11 03:52 | 106-46-7 | |
| trans-1,4-Dichloro-2-butene | **5.0U** | ug/L | 10.0 | 5.0 | 1 | | 11/22/11 03:52 | 110-57-6 | |
| 1,1-Dichloroethane | **0.50U** | ug/L | 1.0 | 0.50 | 1 | | 11/22/11 03:52 | 75-34-3 | |
| 1,2-Dichloroethane | **0.50U** | ug/L | 1.0 | 0.50 | 1 | | 11/22/11 03:52 | 107-06-2 | |
| 1,1-Dichloroethene | **0.50U** | ug/L | 1.0 | 0.50 | 1 | | 11/22/11 03:52 | 75-35-4 | |
| cis-1,2-Dichloroethene | **0.50U** | ug/L | 1.0 | 0.50 | 1 | | 11/22/11 03:52 | 156-59-2 | |
| trans-1,2-Dichloroethene | **0.50U** | ug/L | 1.0 | 0.50 | 1 | | 11/22/11 03:52 | 156-60-5 | |
| 1,2-Dichloropropane | **0.50U** | ug/L | 1.0 | 0.50 | 1 | | 11/22/11 03:52 | 78-87-5 | |
| cis-1,3-Dichloropropene | **0.25U** | ug/L | 0.50 | 0.25 | 1 | | 11/22/11 03:52 | 10061-01-5 | |
| trans-1,3-Dichloropropene | **0.25U** | ug/L | 0.50 | 0.25 | 1 | | 11/22/11 03:52 | 10061-02-6 | |
| Ethylbenzene | **0.50U** | ug/L | 1.0 | 0.50 | 1 | | 11/22/11 03:52 | 100-41-4 | |
| 2-Hexanone | **5.0U** | ug/L | 10.0 | 5.0 | 1 | | 11/22/11 03:52 | 591-78-6 | |
| Iodomethane | **0.50U** | ug/L | 1.0 | 0.50 | 1 | | 11/22/11 03:52 | 74-88-4 | |
| Methylene Chloride | **2.5U** | ug/L | 5.0 | 2.5 | 1 | | 11/22/11 03:52 | 75-09-2 | |
| 4-Methyl-2-pentanone (MIBK) | **5.0U** | ug/L | 10.0 | 5.0 | 1 | | 11/22/11 03:52 | 108-10-1 | |
| Styrene | **0.50U** | ug/L | 1.0 | 0.50 | 1 | | 11/22/11 03:52 | 100-42-5 | |
| 1,1,1,2-Tetrachloroethane | **0.50U** | ug/L | 1.0 | 0.50 | 1 | | 11/22/11 03:52 | 630-20-6 | |
| 1,1,2,2-Tetrachloroethane | **0.12U** | ug/L | 0.50 | 0.12 | 1 | | 11/22/11 03:52 | 79-34-5 | |
| Tetrachloroethene | **0.50U** | ug/L | 1.0 | 0.50 | 1 | | 11/22/11 03:52 | 127-18-4 | |
| Toluene | **0.50U** | ug/L | 1.0 | 0.50 | 1 | | 11/22/11 03:52 | 108-88-3 | |
| 1,1,1-Trichloroethane | **0.50U** | ug/L | 1.0 | 0.50 | 1 | | 11/22/11 03:52 | 71-55-6 | |
| 1,1,2-Trichloroethane | **0.50U** | ug/L | 1.0 | 0.50 | 1 | | 11/22/11 03:52 | 79-00-5 | |
| Trichloroethene | **0.50U** | ug/L | 1.0 | 0.50 | 1 | | 11/22/11 03:52 | 79-01-6 | |
| Trichlorofluoromethane | **0.50U** | ug/L | 1.0 | 0.50 | 1 | | 11/22/11 03:52 | 75-69-4 | L3 |
| 1,2,3-Trichloropropane | **0.36U** | ug/L | 0.50 | 0.36 | 1 | | 11/22/11 03:52 | 96-18-4 | |
| Vinyl acetate | **1.0U** | ug/L | 2.0 | 1.0 | 1 | | 11/22/11 03:52 | 108-05-4 | |
| Vinyl chloride | **0.50U** | ug/L | 1.0 | 0.50 | 1 | | 11/22/11 03:52 | 75-01-4 | |
| Xylene (Total) | **0.50U** | ug/L | 1.0 | 0.50 | 1 | | 11/22/11 03:52 | 1330-20-7 | |
| ***Surrogates*** | | | | | | | | | |
| 4-Bromofluorobenzene (S) | 105 | % | 70-114 | | 1 | | 11/22/11 03:52 | 460-00-4 | |
| Dibromofluoromethane (S) | 106 | % | 88-117 | | 1 | | 11/22/11 03:52 | 1868-53-7 | |
| 1,2-Dichloroethane-d4 (S) | 100 | % | 86-125 | | 1 | | 11/22/11 03:52 | 17060-07-0 | |
| Toluene-d8 (S) | 105 | % | 87-113 | | 1 | | 11/22/11 03:52 | 2037-26-5 | |

**Pace Analytical Services, Inc.**
8 East Tower Circle
Ormond Beach, FL 32174
(386)672-5668

# ANALYTICAL RESULTS

Project: Tomoka Semi-annual LF
Pace Project No.: 3543012

**Sample: B1-B** **Lab ID: 3543012007** Collected: 11/11/11 13:43 Received: 11/11/11 16:17 Matrix: Water

| Parameters | Results | Units | PQL | MDL | DF | Prepared | Analyzed | CAS No. | Qual |
|---|---|---|---|---|---|---|---|---|---|
| **2540C Total Dissolved Solids** | Analytical Method: SM 2540C | | | | | | | | |
| Total Dissolved Solids | **804** | mg/L | 10.0 | 10.0 | 1 | | 11/16/11 09:01 | | |
| **300.0 IC Anions** | Analytical Method: EPA 300.0 | | | | | | | | |
| Nitrate as N | **0.025U** | mg/L | 0.050 | 0.025 | 1 | | 11/12/11 01:36 | 14797-55-8 | |
| **300.0 IC Anions 28 Days** | Analytical Method: EPA 300.0 | | | | | | | | |
| Chloride | **107** | mg/L | 10.0 | 5.0 | 2 | | 11/23/11 03:35 | 16887-00-6 | |
| Sulfate | **44.6** | mg/L | 5.0 | 2.5 | 1 | | 11/12/11 01:36 | 14808-79-8 | |
| **350.1 Ammonia** | Analytical Method: EPA 350.1 | | | | | | | | |
| Nitrogen, Ammonia | **11.9** | mg/L | 0.050 | 0.020 | 1 | | 11/18/11 09:37 | 7664-41-7 | |

**Pace Analytical Services, Inc.**
8 East Tower Circle
Ormond Beach, FL 32174
(386)672-5668

# ANALYTICAL RESULTS

Project: Tomoka Semi-annual LF
Pace Project No.: 3543012

**Sample: B42-2** **Lab ID: 3543012008** Collected: 11/11/11 14:33 Received: 11/11/11 16:17 Matrix: Water

| Parameters | Results | Units | PQL | MDL | DF | Prepared | Analyzed | CAS No. | Qual |
|---|---|---|---|---|---|---|---|---|---|
| **Field Data** | Analytical Method: | | | | | | | | |
| Field pH | **6.06** | Std. Units | | | 1 | | 11/11/11 14:33 | | |
| Field Temperature | **22.18** | deg C | | | 1 | | 11/11/11 14:33 | | |
| Appearance | **Color: None, Sheen: None** | | | | 1 | | 11/11/11 14:33 | | |
| Field Specific Conductance | **422** | umhos/cm | | | 1 | | 11/11/11 14:33 | | |
| Oxygen, Dissolved | **0.36** | mg/L | | | 1 | | 11/11/11 14:33 | 7782-44-7 | |
| REDOX | **95.1** | mV | | | 1 | | 11/11/11 14:33 | | |
| Turbidity | **6.88** | NTU | | | 1 | | 11/11/11 14:33 | | |
| Depth to Water | **5.43** | feet | | | 1 | | 11/11/11 14:33 | | |
| Water Level(NGVD) | **22.93** | feet | | | 1 | | 11/11/11 14:33 | | |
| **8011 GCS EDB and DBCP** | Analytical Method: EPA 8011 Preparation Method: EPA 8011 | | | | | | | | |
| 1,2-Dibromo-3-chloropropane | **0.0049U** | ug/L | 0.020 | 0.0049 | 1 | 11/17/11 12:00 | 11/18/11 01:21 | 96-12-8 | |
| 1,2-Dibromoethane (EDB) | **0.0062U** | ug/L | 0.010 | 0.0062 | 1 | 11/17/11 12:00 | 11/18/11 01:21 | 106-93-4 | |
| **6010 MET ICP** | Analytical Method: EPA 6010 Preparation Method: EPA 3010 | | | | | | | | |
| Arsenic | **5.0U** | ug/L | 10.0 | 5.0 | 1 | 11/14/11 09:52 | 11/15/11 22:13 | 7440-38-2 | |
| Barium | **50.8** | ug/L | 10.0 | 5.0 | 1 | 11/14/11 09:52 | 11/15/11 22:13 | 7440-39-3 | |
| Beryllium | **0.50U** | ug/L | 1.0 | 0.50 | 1 | 11/14/11 09:52 | 11/15/11 22:13 | 7440-41-7 | |
| Cadmium | **0.50U** | ug/L | 1.0 | 0.50 | 1 | 11/14/11 09:52 | 11/15/11 22:13 | 7440-43-9 | |
| Chromium | **3.1 I** | ug/L | 5.0 | 2.5 | 1 | 11/14/11 09:52 | 11/15/11 22:13 | 7440-47-3 | |
| Cobalt | **5.0U** | ug/L | 10.0 | 5.0 | 1 | 11/14/11 09:52 | 11/15/11 22:13 | 7440-48-4 | |
| Copper | **2.5U** | ug/L | 5.0 | 2.5 | 1 | 11/14/11 09:52 | 11/15/11 22:13 | 7440-50-8 | |
| Iron | **573** | ug/L | 40.0 | 20.0 | 1 | 11/14/11 09:52 | 11/15/11 22:13 | 7439-89-6 | |
| Lead | **5.0U** | ug/L | 10.0 | 5.0 | 1 | 11/14/11 09:52 | 11/15/11 22:13 | 7439-92-1 | |
| Nickel | **2.5U** | ug/L | 5.0 | 2.5 | 1 | 11/14/11 09:52 | 11/15/11 22:13 | 7440-02-0 | |
| Selenium | **7.5U** | ug/L | 15.0 | 7.5 | 1 | 11/14/11 09:52 | 11/15/11 22:13 | 7782-49-2 | |
| Silver | **2.5U** | ug/L | 5.0 | 2.5 | 1 | 11/14/11 09:52 | 11/15/11 22:13 | 7440-22-4 | |
| Sodium | **27.3** | mg/L | 1.0 | 0.50 | 1 | 11/14/11 09:52 | 11/15/11 22:13 | 7440-23-5 | |
| Vanadium | **7.5 I** | ug/L | 10.0 | 5.0 | 1 | 11/14/11 09:52 | 11/15/11 22:13 | 7440-62-2 | |
| Zinc | **10.0U** | ug/L | 20.0 | 10.0 | 1 | 11/14/11 09:52 | 11/15/11 22:13 | 7440-66-6 | |
| **6020 MET ICPMS** | Analytical Method: EPA 6020 Preparation Method: EPA 3010 | | | | | | | | |
| Antimony | **0.50U** | ug/L | 1.0 | 0.50 | 1 | 11/14/11 09:52 | 11/14/11 22:41 | 7440-36-0 | |
| Thallium | **0.50U** | ug/L | 1.0 | 0.50 | 1 | 11/14/11 09:52 | 11/14/11 22:41 | 7440-28-0 | |
| **7470 Mercury** | Analytical Method: EPA 7470 Preparation Method: EPA 7470 | | | | | | | | |
| Mercury | **0.10U** | ug/L | 0.20 | 0.10 | 1 | 11/13/11 09:00 | 11/15/11 14:54 | 7439-97-6 | |
| **8260 MSV** | Analytical Method: EPA 8260 | | | | | | | | |
| Acetone | **5.0U** | ug/L | 10.0 | 5.0 | 1 | | 11/17/11 18:39 | 67-64-1 | |
| Acrylonitrile | **5.0U** | ug/L | 10.0 | 5.0 | 1 | | 11/17/11 18:39 | 107-13-1 | |
| Benzene | **0.50U** | ug/L | 1.0 | 0.50 | 1 | | 11/17/11 18:39 | 71-43-2 | |
| Bromochloromethane | **0.50U** | ug/L | 1.0 | 0.50 | 1 | | 11/17/11 18:39 | 74-97-5 | |

**Pace Analytical Services, Inc.**
8 East Tower Circle
Ormond Beach, FL 32174
(386)672-5668

# ANALYTICAL RESULTS

Project: Tomoka Semi-annual LF
Pace Project No.: 3543012

**Sample: B42-2** **Lab ID: 3543012008** Collected: 11/11/11 14:33 Received: 11/11/11 16:17 Matrix: Water

| Parameters | Results | Units | PQL | MDL | DF | Prepared | Analyzed | CAS No. | Qual |
|---|---|---|---|---|---|---|---|---|---|
| **8260 MSV** | Analytical Method: EPA 8260 | | | | | | | | |
| Bromodichloromethane | **0.27U** | ug/L | 0.60 | 0.27 | 1 | | 11/17/11 18:39 | 75-27-4 | |
| Bromoform | **0.50U** | ug/L | 1.0 | 0.50 | 1 | | 11/17/11 18:39 | 75-25-2 | |
| Bromomethane | **0.50U** | ug/L | 1.0 | 0.50 | 1 | | 11/17/11 18:39 | 74-83-9 | |
| 2-Butanone (MEK) | **5.0U** | ug/L | 10.0 | 5.0 | 1 | | 11/17/11 18:39 | 78-93-3 | |
| Carbon disulfide | **5.0U** | ug/L | 10.0 | 5.0 | 1 | | 11/17/11 18:39 | 75-15-0 | |
| Carbon tetrachloride | **0.50U** | ug/L | 1.0 | 0.50 | 1 | | 11/17/11 18:39 | 56-23-5 | |
| Chlorobenzene | **0.50U** | ug/L | 1.0 | 0.50 | 1 | | 11/17/11 18:39 | 108-90-7 | |
| Chloroethane | **0.50U** | ug/L | 1.0 | 0.50 | 1 | | 11/17/11 18:39 | 75-00-3 | |
| Chloroform | **0.50U** | ug/L | 1.0 | 0.50 | 1 | | 11/17/11 18:39 | 67-66-3 | |
| Chloromethane | **0.62U** | ug/L | 1.0 | 0.62 | 1 | | 11/17/11 18:39 | 74-87-3 | |
| Dibromochloromethane | **0.26U** | ug/L | 0.50 | 0.26 | 1 | | 11/17/11 18:39 | 124-48-1 | |
| Dibromomethane | **0.50U** | ug/L | 1.0 | 0.50 | 1 | | 11/17/11 18:39 | 74-95-3 | |
| 1,2-Dichlorobenzene | **0.50U** | ug/L | 1.0 | 0.50 | 1 | | 11/17/11 18:39 | 95-50-1 | |
| 1,4-Dichlorobenzene | **0.50U** | ug/L | 1.0 | 0.50 | 1 | | 11/17/11 18:39 | 106-46-7 | |
| trans-1,4-Dichloro-2-butene | **5.0U** | ug/L | 10.0 | 5.0 | 1 | | 11/17/11 18:39 | 110-57-6 | |
| 1,1-Dichloroethane | **0.50U** | ug/L | 1.0 | 0.50 | 1 | | 11/17/11 18:39 | 75-34-3 | |
| 1,2-Dichloroethane | **0.50U** | ug/L | 1.0 | 0.50 | 1 | | 11/17/11 18:39 | 107-06-2 | |
| 1,1-Dichloroethene | **0.50U** | ug/L | 1.0 | 0.50 | 1 | | 11/17/11 18:39 | 75-35-4 | |
| cis-1,2-Dichloroethene | **0.50U** | ug/L | 1.0 | 0.50 | 1 | | 11/17/11 18:39 | 156-59-2 | |
| trans-1,2-Dichloroethene | **0.50U** | ug/L | 1.0 | 0.50 | 1 | | 11/17/11 18:39 | 156-60-5 | |
| 1,2-Dichloropropane | **0.50U** | ug/L | 1.0 | 0.50 | 1 | | 11/17/11 18:39 | 78-87-5 | |
| cis-1,3-Dichloropropene | **0.25U** | ug/L | 0.50 | 0.25 | 1 | | 11/17/11 18:39 | 10061-01-5 | |
| trans-1,3-Dichloropropene | **0.25U** | ug/L | 0.50 | 0.25 | 1 | | 11/17/11 18:39 | 10061-02-6 | |
| Ethylbenzene | **0.50U** | ug/L | 1.0 | 0.50 | 1 | | 11/17/11 18:39 | 100-41-4 | |
| 2-Hexanone | **5.0U** | ug/L | 10.0 | 5.0 | 1 | | 11/17/11 18:39 | 591-78-6 | |
| Iodomethane | **0.50U** | ug/L | 1.0 | 0.50 | 1 | | 11/17/11 18:39 | 74-88-4 | |
| Methylene Chloride | **2.5U** | ug/L | 5.0 | 2.5 | 1 | | 11/17/11 18:39 | 75-09-2 | |
| 4-Methyl-2-pentanone (MIBK) | **5.0U** | ug/L | 10.0 | 5.0 | 1 | | 11/17/11 18:39 | 108-10-1 | |
| Styrene | **0.50U** | ug/L | 1.0 | 0.50 | 1 | | 11/17/11 18:39 | 100-42-5 | |
| 1,1,1,2-Tetrachloroethane | **0.50U** | ug/L | 1.0 | 0.50 | 1 | | 11/17/11 18:39 | 630-20-6 | |
| 1,1,2,2-Tetrachloroethane | **0.12U** | ug/L | 0.50 | 0.12 | 1 | | 11/17/11 18:39 | 79-34-5 | |
| Tetrachloroethene | **0.50U** | ug/L | 1.0 | 0.50 | 1 | | 11/17/11 18:39 | 127-18-4 | |
| Toluene | **0.50U** | ug/L | 1.0 | 0.50 | 1 | | 11/17/11 18:39 | 108-88-3 | |
| 1,1,1-Trichloroethane | **0.50U** | ug/L | 1.0 | 0.50 | 1 | | 11/17/11 18:39 | 71-55-6 | |
| 1,1,2-Trichloroethane | **0.50U** | ug/L | 1.0 | 0.50 | 1 | | 11/17/11 18:39 | 79-00-5 | |
| Trichloroethene | **0.50U** | ug/L | 1.0 | 0.50 | 1 | | 11/17/11 18:39 | 79-01-6 | |
| Trichlorofluoromethane | **0.50U** | ug/L | 1.0 | 0.50 | 1 | | 11/17/11 18:39 | 75-69-4 | |
| 1,2,3-Trichloropropane | **0.36U** | ug/L | 0.50 | 0.36 | 1 | | 11/17/11 18:39 | 96-18-4 | |
| Vinyl acetate | **1.0U** | ug/L | 2.0 | 1.0 | 1 | | 11/17/11 18:39 | 108-05-4 | |
| Vinyl chloride | **0.50U** | ug/L | 1.0 | 0.50 | 1 | | 11/17/11 18:39 | 75-01-4 | |
| Xylene (Total) | **0.50U** | ug/L | 1.0 | 0.50 | 1 | | 11/17/11 18:39 | 1330-20-7 | |
| ***Surrogates*** | | | | | | | | | |
| 4-Bromofluorobenzene (S) | 89 | % | 70-114 | | 1 | | 11/17/11 18:39 | 460-00-4 | |
| Dibromofluoromethane (S) | 110 | % | 88-117 | | 1 | | 11/17/11 18:39 | 1868-53-7 | |
| 1,2-Dichloroethane-d4 (S) | 103 | % | 86-125 | | 1 | | 11/17/11 18:39 | 17060-07-0 | |
| Toluene-d8 (S) | 99 | % | 87-113 | | 1 | | 11/17/11 18:39 | 2037-26-5 | |

**Pace Analytical Services, Inc.**
8 East Tower Circle
Ormond Beach, FL 32174
(386)672-5668

# ANALYTICAL RESULTS

Project: Tomoka Semi-annual LF
Pace Project No.: 3543012

**Sample: B42-2** **Lab ID: 3543012008** Collected: 11/11/11 14:33 Received: 11/11/11 16:17 Matrix: Water

| Parameters | Results | Units | PQL | MDL | DF | Prepared | Analyzed | CAS No. | Qual |
|---|---|---|---|---|---|---|---|---|---|
| **2540C Total Dissolved Solids** | Analytical Method: SM 2540C | | | | | | | | |
| Total Dissolved Solids | **325** | mg/L | 5.0 | 5.0 | 1 | | 11/16/11 09:02 | | |
| **300.0 IC Anions** | Analytical Method: EPA 300.0 | | | | | | | | |
| Nitrate as N | **0.32** | mg/L | 0.050 | 0.025 | 1 | | 11/12/11 01:48 | 14797-55-8 | |
| **300.0 IC Anions 28 Days** | Analytical Method: EPA 300.0 | | | | | | | | |
| Chloride | **27.7** | mg/L | 5.0 | 2.5 | 1 | | 11/12/11 01:48 | 16887-00-6 | |
| Sulfate | **61.1** | mg/L | 5.0 | 2.5 | 1 | | 11/12/11 01:48 | 14808-79-8 | |
| **350.1 Ammonia** | Analytical Method: EPA 350.1 | | | | | | | | |
| Nitrogen, Ammonia | **0.083** | mg/L | 0.050 | 0.020 | 1 | | 11/18/11 09:38 | 7664-41-7 | |

**Pace Analytical Services, Inc.**
8 East Tower Circle
Ormond Beach, FL 32174
(386)672-5668

# ANALYTICAL RESULTS

Project: Tomoka Semi-annual LF
Pace Project No.: 3543012

**Sample: B42-1** **Lab ID: 3543012009** Collected: 11/11/11 15:14 Received: 11/11/11 16:17 Matrix: Water

| Parameters | Results | Units | PQL | MDL | DF | Prepared | Analyzed | CAS No. | Qual |
|---|---|---|---|---|---|---|---|---|---|
| **Field Data** | Analytical Method: | | | | | | | | |
| Field pH | **5.74** | Std. Units | | | 1 | | 11/11/11 15:14 | | |
| Field Temperature | **22.04** | deg C | | | 1 | | 11/11/11 15:14 | | |
| Appearance | **Color: None, Sheen: None** | | | | 1 | | 11/11/11 15:14 | | |
| Field Specific Conductance | **985** | umhos/cm | | | 1 | | 11/11/11 15:14 | | |
| Oxygen, Dissolved | **0.22** | mg/L | | | 1 | | 11/11/11 15:14 | 7782-44-7 | |
| REDOX | **33.9** | mV | | | 1 | | 11/11/11 15:14 | | |
| Turbidity | **0.39** | NTU | | | 1 | | 11/11/11 15:14 | | |
| Depth to Water | **9.27** | feet | | | 1 | | 11/11/11 15:14 | | |
| Water Level(NGVD) | **19.23** | feet | | | 1 | | 11/11/11 15:14 | | |
| **8011 GCS EDB and DBCP** | Analytical Method: EPA 8011 | Preparation Method: EPA 8011 | | | | | | | |
| 1,2-Dibromo-3-chloropropane | **0.0049U** | ug/L | 0.020 | 0.0049 | 1 | 11/17/11 12:00 | 11/18/11 01:36 | 96-12-8 | |
| 1,2-Dibromoethane (EDB) | **0.0062U** | ug/L | 0.010 | 0.0062 | 1 | 11/17/11 12:00 | 11/18/11 01:36 | 106-93-4 | |
| **6010 MET ICP** | Analytical Method: EPA 6010 | Preparation Method: EPA 3010 | | | | | | | |
| Arsenic | **5.0U** | ug/L | 10.0 | 5.0 | 1 | 11/14/11 09:52 | 11/15/11 22:25 | 7440-38-2 | |
| Barium | **137** | ug/L | 10.0 | 5.0 | 1 | 11/14/11 09:52 | 11/15/11 22:25 | 7440-39-3 | |
| Beryllium | **0.50U** | ug/L | 1.0 | 0.50 | 1 | 11/14/11 09:52 | 11/15/11 22:25 | 7440-41-7 | |
| Cadmium | **0.50U** | ug/L | 1.0 | 0.50 | 1 | 11/14/11 09:52 | 11/15/11 22:25 | 7440-43-9 | |
| Chromium | **2.5U** | ug/L | 5.0 | 2.5 | 1 | 11/14/11 09:52 | 11/15/11 22:25 | 7440-47-3 | |
| Cobalt | **5.0U** | ug/L | 10.0 | 5.0 | 1 | 11/14/11 09:52 | 11/15/11 22:25 | 7440-48-4 | |
| Copper | **3.1 I** | ug/L | 5.0 | 2.5 | 1 | 11/14/11 09:52 | 11/15/11 22:25 | 7440-50-8 | |
| Iron | **17400** | ug/L | 40.0 | 20.0 | 1 | 11/14/11 09:52 | 11/15/11 22:25 | 7439-89-6 | |
| Lead | **5.0U** | ug/L | 10.0 | 5.0 | 1 | 11/14/11 09:52 | 11/15/11 22:25 | 7439-92-1 | |
| Nickel | **2.5U** | ug/L | 5.0 | 2.5 | 1 | 11/14/11 09:52 | 11/15/11 22:25 | 7440-02-0 | |
| Selenium | **7.5U** | ug/L | 15.0 | 7.5 | 1 | 11/14/11 09:52 | 11/15/11 22:25 | 7782-49-2 | |
| Silver | **2.5U** | ug/L | 5.0 | 2.5 | 1 | 11/14/11 09:52 | 11/15/11 22:25 | 7440-22-4 | |
| Sodium | **108** | mg/L | 1.0 | 0.50 | 1 | 11/14/11 09:52 | 11/15/11 22:25 | 7440-23-5 | |
| Vanadium | **5.0U** | ug/L | 10.0 | 5.0 | 1 | 11/14/11 09:52 | 11/15/11 22:25 | 7440-62-2 | |
| Zinc | **10.0U** | ug/L | 20.0 | 10.0 | 1 | 11/14/11 09:52 | 11/15/11 22:25 | 7440-66-6 | |
| **6020 MET ICPMS** | Analytical Method: EPA 6020 | Preparation Method: EPA 3010 | | | | | | | |
| Antimony | **0.50U** | ug/L | 1.0 | 0.50 | 1 | 11/14/11 09:52 | 11/14/11 22:43 | 7440-36-0 | |
| Thallium | **0.50U** | ug/L | 1.0 | 0.50 | 1 | 11/14/11 09:52 | 11/14/11 22:43 | 7440-28-0 | |
| **7470 Mercury** | Analytical Method: EPA 7470 | Preparation Method: EPA 7470 | | | | | | | |
| Mercury | **0.10U** | ug/L | 0.20 | 0.10 | 1 | 11/13/11 09:00 | 11/15/11 15:03 | 7439-97-6 | |
| **8260 MSV** | Analytical Method: EPA 8260 | | | | | | | | |
| Acetone | **5.0U** | ug/L | 10.0 | 5.0 | 1 | | 11/17/11 19:03 | 67-64-1 | |
| Acrylonitrile | **5.0U** | ug/L | 10.0 | 5.0 | 1 | | 11/17/11 19:03 | 107-13-1 | J(M1) |
| Benzene | **0.50U** | ug/L | 1.0 | 0.50 | 1 | | 11/17/11 19:03 | 71-43-2 | |
| Bromochloromethane | **0.50U** | ug/L | 1.0 | 0.50 | 1 | | 11/17/11 19:03 | 74-97-5 | |

**Pace Analytical Services, Inc.**
8 East Tower Circle
Ormond Beach, FL 32174
(386)672-5668

# ANALYTICAL RESULTS

Project: Tomoka Semi-annual LF
Pace Project No.: 3543012

**Sample: B42-1** **Lab ID: 3543012009** Collected: 11/11/11 15:14 Received: 11/11/11 16:17 Matrix: Water

| Parameters | Results | Units | PQL | MDL | DF | Prepared | Analyzed | CAS No. | Qual |
|---|---|---|---|---|---|---|---|---|---|
| **8260 MSV** | Analytical Method: EPA 8260 | | | | | | | | |
| Bromodichloromethane | **0.27U** | ug/L | 0.60 | 0.27 | 1 | | 11/17/11 19:03 | 75-27-4 | |
| Bromoform | **0.50U** | ug/L | 1.0 | 0.50 | 1 | | 11/17/11 19:03 | 75-25-2 | |
| Bromomethane | **0.50U** | ug/L | 1.0 | 0.50 | 1 | | 11/17/11 19:03 | 74-83-9 | J(M1) |
| 2-Butanone (MEK) | **5.0U** | ug/L | 10.0 | 5.0 | 1 | | 11/17/11 19:03 | 78-93-3 | |
| Carbon disulfide | **5.0U** | ug/L | 10.0 | 5.0 | 1 | | 11/17/11 19:03 | 75-15-0 | |
| Carbon tetrachloride | **0.50U** | ug/L | 1.0 | 0.50 | 1 | | 11/17/11 19:03 | 56-23-5 | |
| Chlorobenzene | **0.50U** | ug/L | 1.0 | 0.50 | 1 | | 11/17/11 19:03 | 108-90-7 | |
| Chloroethane | **0.50U** | ug/L | 1.0 | 0.50 | 1 | | 11/17/11 19:03 | 75-00-3 | J(M1) |
| Chloroform | **0.50U** | ug/L | 1.0 | 0.50 | 1 | | 11/17/11 19:03 | 67-66-3 | |
| Chloromethane | **0.62U** | ug/L | 1.0 | 0.62 | 1 | | 11/17/11 19:03 | 74-87-3 | J(M1) |
| Dibromochloromethane | **0.26U** | ug/L | 0.50 | 0.26 | 1 | | 11/17/11 19:03 | 124-48-1 | |
| Dibromomethane | **0.50U** | ug/L | 1.0 | 0.50 | 1 | | 11/17/11 19:03 | 74-95-3 | |
| 1,2-Dichlorobenzene | **0.50U** | ug/L | 1.0 | 0.50 | 1 | | 11/17/11 19:03 | 95-50-1 | |
| 1,4-Dichlorobenzene | **0.50U** | ug/L | 1.0 | 0.50 | 1 | | 11/17/11 19:03 | 106-46-7 | |
| trans-1,4-Dichloro-2-butene | **5.0U** | ug/L | 10.0 | 5.0 | 1 | | 11/17/11 19:03 | 110-57-6 | |
| 1,1-Dichloroethane | **0.50U** | ug/L | 1.0 | 0.50 | 1 | | 11/17/11 19:03 | 75-34-3 | |
| 1,2-Dichloroethane | **0.50U** | ug/L | 1.0 | 0.50 | 1 | | 11/17/11 19:03 | 107-06-2 | |
| 1,1-Dichloroethene | **0.50U** | ug/L | 1.0 | 0.50 | 1 | | 11/17/11 19:03 | 75-35-4 | |
| cis-1,2-Dichloroethene | **0.50U** | ug/L | 1.0 | 0.50 | 1 | | 11/17/11 19:03 | 156-59-2 | |
| trans-1,2-Dichloroethene | **0.50U** | ug/L | 1.0 | 0.50 | 1 | | 11/17/11 19:03 | 156-60-5 | |
| 1,2-Dichloropropane | **0.50U** | ug/L | 1.0 | 0.50 | 1 | | 11/17/11 19:03 | 78-87-5 | |
| cis-1,3-Dichloropropene | **0.25U** | ug/L | 0.50 | 0.25 | 1 | | 11/17/11 19:03 | 10061-01-5 | |
| trans-1,3-Dichloropropene | **0.25U** | ug/L | 0.50 | 0.25 | 1 | | 11/17/11 19:03 | 10061-02-6 | |
| Ethylbenzene | **0.50U** | ug/L | 1.0 | 0.50 | 1 | | 11/17/11 19:03 | 100-41-4 | |
| 2-Hexanone | **5.0U** | ug/L | 10.0 | 5.0 | 1 | | 11/17/11 19:03 | 591-78-6 | J(M1) |
| Iodomethane | **0.50U** | ug/L | 1.0 | 0.50 | 1 | | 11/17/11 19:03 | 74-88-4 | |
| Methylene Chloride | **2.5U** | ug/L | 5.0 | 2.5 | 1 | | 11/17/11 19:03 | 75-09-2 | |
| 4-Methyl-2-pentanone (MIBK) | **5.0U** | ug/L | 10.0 | 5.0 | 1 | | 11/17/11 19:03 | 108-10-1 | |
| Styrene | **0.50U** | ug/L | 1.0 | 0.50 | 1 | | 11/17/11 19:03 | 100-42-5 | |
| 1,1,1,2-Tetrachloroethane | **0.50U** | ug/L | 1.0 | 0.50 | 1 | | 11/17/11 19:03 | 630-20-6 | |
| 1,1,2,2-Tetrachloroethane | **0.12U** | ug/L | 0.50 | 0.12 | 1 | | 11/17/11 19:03 | 79-34-5 | |
| Tetrachloroethene | **0.50U** | ug/L | 1.0 | 0.50 | 1 | | 11/17/11 19:03 | 127-18-4 | |
| Toluene | **0.50U** | ug/L | 1.0 | 0.50 | 1 | | 11/17/11 19:03 | 108-88-3 | |
| 1,1,1-Trichloroethane | **0.50U** | ug/L | 1.0 | 0.50 | 1 | | 11/17/11 19:03 | 71-55-6 | |
| 1,1,2-Trichloroethane | **0.50U** | ug/L | 1.0 | 0.50 | 1 | | 11/17/11 19:03 | 79-00-5 | J(M1) |
| Trichloroethene | **0.50U** | ug/L | 1.0 | 0.50 | 1 | | 11/17/11 19:03 | 79-01-6 | |
| Trichlorofluoromethane | **0.50U** | ug/L | 1.0 | 0.50 | 1 | | 11/17/11 19:03 | 75-69-4 | |
| 1,2,3-Trichloropropane | **0.36U** | ug/L | 0.50 | 0.36 | 1 | | 11/17/11 19:03 | 96-18-4 | |
| Vinyl acetate | **1.0U** | ug/L | 2.0 | 1.0 | 1 | | 11/17/11 19:03 | 108-05-4 | |
| Vinyl chloride | **0.50U** | ug/L | 1.0 | 0.50 | 1 | | 11/17/11 19:03 | 75-01-4 | |
| Xylene (Total) | **0.50U** | ug/L | 1.0 | 0.50 | 1 | | 11/17/11 19:03 | 1330-20-7 | |
| ***Surrogates*** | | | | | | | | | |
| 4-Bromofluorobenzene (S) | 87 | % | 70-114 | | 1 | | 11/17/11 19:03 | 460-00-4 | |
| Dibromofluoromethane (S) | 109 | % | 88-117 | | 1 | | 11/17/11 19:03 | 1868-53-7 | |
| 1,2-Dichloroethane-d4 (S) | 105 | % | 86-125 | | 1 | | 11/17/11 19:03 | 17060-07-0 | |
| Toluene-d8 (S) | 100 | % | 87-113 | | 1 | | 11/17/11 19:03 | 2037-26-5 | |

**Pace Analytical Services, Inc.**
8 East Tower Circle
Ormond Beach, FL 32174
(386)672-5668

# ANALYTICAL RESULTS

Project: Tomoka Semi-annual LF
Pace Project No.: 3543012

**Sample: B42-1** **Lab ID: 3543012009** Collected: 11/11/11 15:14 Received: 11/11/11 16:17 Matrix: Water

| Parameters | Results | Units | PQL | MDL | DF | Prepared | Analyzed | CAS No. | Qual |
|---|---|---|---|---|---|---|---|---|---|
| **2540C Total Dissolved Solids** | Analytical Method: SM 2540C | | | | | | | | |
| Total Dissolved Solids | **716** | mg/L | 10.0 | 10.0 | 1 | | 11/16/11 09:02 | | |
| **300.0 IC Anions** | Analytical Method: EPA 300.0 | | | | | | | | |
| Nitrate as N | **0.025U** | mg/L | 0.050 | 0.025 | 1 | | 11/12/11 02:00 | 14797-55-8 | |
| **300.0 IC Anions 28 Days** | Analytical Method: EPA 300.0 | | | | | | | | |
| Chloride | **99.4** | mg/L | 25.0 | 12.5 | 5 | | 11/23/11 03:47 | 16887-00-6 | |
| Sulfate | **280** | mg/L | 25.0 | 12.5 | 5 | | 11/23/11 03:47 | 14808-79-8 | |
| **350.1 Ammonia** | Analytical Method: EPA 350.1 | | | | | | | | |
| Nitrogen, Ammonia | **0.38** | mg/L | 0.050 | 0.020 | 1 | | 11/18/11 09:41 | 7664-41-7 | |

**Pace Analytical Services, Inc.**
8 East Tower Circle
Ormond Beach, FL 32174
(386)672-5668

# ANALYTICAL RESULTS

Project: Tomoka Semi-annual LF
Pace Project No.: 3543012

**Sample: Trip Blank (11/11/11)** **Lab ID: 3543012010** Collected: 11/11/11 08:00 Received: 11/11/11 16:17 Matrix: Water

| Parameters | Results | Units | PQL | MDL | DF | Prepared | Analyzed | CAS No. | Qual |
|---|---|---|---|---|---|---|---|---|---|
| **8260 MSV** | Analytical Method: EPA 8260 | | | | | | | | |
| Acetone | **5.0U** | ug/L | 10.0 | 5.0 | 1 | | 11/17/11 14:05 | 67-64-1 | |
| Acrylonitrile | **5.0U** | ug/L | 10.0 | 5.0 | 1 | | 11/17/11 14:05 | 107-13-1 | |
| Benzene | **0.50U** | ug/L | 1.0 | 0.50 | 1 | | 11/17/11 14:05 | 71-43-2 | |
| Bromochloromethane | **0.50U** | ug/L | 1.0 | 0.50 | 1 | | 11/17/11 14:05 | 74-97-5 | |
| Bromodichloromethane | **0.27U** | ug/L | 0.60 | 0.27 | 1 | | 11/17/11 14:05 | 75-27-4 | |
| Bromoform | **0.50U** | ug/L | 1.0 | 0.50 | 1 | | 11/17/11 14:05 | 75-25-2 | |
| Bromomethane | **0.50U** | ug/L | 1.0 | 0.50 | 1 | | 11/17/11 14:05 | 74-83-9 | |
| 2-Butanone (MEK) | **5.0U** | ug/L | 10.0 | 5.0 | 1 | | 11/17/11 14:05 | 78-93-3 | |
| Carbon disulfide | **5.0U** | ug/L | 10.0 | 5.0 | 1 | | 11/17/11 14:05 | 75-15-0 | |
| Carbon tetrachloride | **0.50U** | ug/L | 1.0 | 0.50 | 1 | | 11/17/11 14:05 | 56-23-5 | |
| Chlorobenzene | **0.50U** | ug/L | 1.0 | 0.50 | 1 | | 11/17/11 14:05 | 108-90-7 | |
| Chloroethane | **0.50U** | ug/L | 1.0 | 0.50 | 1 | | 11/17/11 14:05 | 75-00-3 | |
| Chloroform | **0.50U** | ug/L | 1.0 | 0.50 | 1 | | 11/17/11 14:05 | 67-66-3 | |
| Chloromethane | **0.62U** | ug/L | 1.0 | 0.62 | 1 | | 11/17/11 14:05 | 74-87-3 | |
| 1,2-Dibromo-3-chloropropane | **1.0U** | ug/L | 2.0 | 1.0 | 1 | | 11/17/11 14:05 | 96-12-8 | |
| Dibromochloromethane | **0.26U** | ug/L | 0.50 | 0.26 | 1 | | 11/17/11 14:05 | 124-48-1 | |
| 1,2-Dibromoethane (EDB) | **0.50U** | ug/L | 1.0 | 0.50 | 1 | | 11/17/11 14:05 | 106-93-4 | |
| Dibromomethane | **0.50U** | ug/L | 1.0 | 0.50 | 1 | | 11/17/11 14:05 | 74-95-3 | |
| 1,2-Dichlorobenzene | **0.50U** | ug/L | 1.0 | 0.50 | 1 | | 11/17/11 14:05 | 95-50-1 | |
| 1,4-Dichlorobenzene | **0.50U** | ug/L | 1.0 | 0.50 | 1 | | 11/17/11 14:05 | 106-46-7 | |
| trans-1,4-Dichloro-2-butene | **5.0U** | ug/L | 10.0 | 5.0 | 1 | | 11/17/11 14:05 | 110-57-6 | |
| 1,1-Dichloroethane | **0.50U** | ug/L | 1.0 | 0.50 | 1 | | 11/17/11 14:05 | 75-34-3 | |
| 1,2-Dichloroethane | **0.50U** | ug/L | 1.0 | 0.50 | 1 | | 11/17/11 14:05 | 107-06-2 | |
| 1,1-Dichloroethene | **0.50U** | ug/L | 1.0 | 0.50 | 1 | | 11/17/11 14:05 | 75-35-4 | |
| cis-1,2-Dichloroethene | **0.50U** | ug/L | 1.0 | 0.50 | 1 | | 11/17/11 14:05 | 156-59-2 | |
| trans-1,2-Dichloroethene | **0.50U** | ug/L | 1.0 | 0.50 | 1 | | 11/17/11 14:05 | 156-60-5 | |
| 1,2-Dichloropropane | **0.50U** | ug/L | 1.0 | 0.50 | 1 | | 11/17/11 14:05 | 78-87-5 | |
| cis-1,3-Dichloropropene | **0.25U** | ug/L | 0.50 | 0.25 | 1 | | 11/17/11 14:05 | 10061-01-5 | |
| trans-1,3-Dichloropropene | **0.25U** | ug/L | 0.50 | 0.25 | 1 | | 11/17/11 14:05 | 10061-02-6 | |
| Ethylbenzene | **0.50U** | ug/L | 1.0 | 0.50 | 1 | | 11/17/11 14:05 | 100-41-4 | |
| 2-Hexanone | **5.0U** | ug/L | 10.0 | 5.0 | 1 | | 11/17/11 14:05 | 591-78-6 | |
| Iodomethane | **0.50U** | ug/L | 1.0 | 0.50 | 1 | | 11/17/11 14:05 | 74-88-4 | |
| Methylene Chloride | **2.5U** | ug/L | 5.0 | 2.5 | 1 | | 11/17/11 14:05 | 75-09-2 | |
| 4-Methyl-2-pentanone (MIBK) | **5.0U** | ug/L | 10.0 | 5.0 | 1 | | 11/17/11 14:05 | 108-10-1 | |
| Styrene | **0.50U** | ug/L | 1.0 | 0.50 | 1 | | 11/17/11 14:05 | 100-42-5 | |
| 1,1,1,2-Tetrachloroethane | **0.50U** | ug/L | 1.0 | 0.50 | 1 | | 11/17/11 14:05 | 630-20-6 | |
| 1,1,2,2-Tetrachloroethane | **0.12U** | ug/L | 0.50 | 0.12 | 1 | | 11/17/11 14:05 | 79-34-5 | |
| Tetrachloroethene | **0.50U** | ug/L | 1.0 | 0.50 | 1 | | 11/17/11 14:05 | 127-18-4 | |
| Toluene | **0.50U** | ug/L | 1.0 | 0.50 | 1 | | 11/17/11 14:05 | 108-88-3 | |
| 1,1,1-Trichloroethane | **0.50U** | ug/L | 1.0 | 0.50 | 1 | | 11/17/11 14:05 | 71-55-6 | |
| 1,1,2-Trichloroethane | **0.50U** | ug/L | 1.0 | 0.50 | 1 | | 11/17/11 14:05 | 79-00-5 | |
| Trichloroethene | **0.50U** | ug/L | 1.0 | 0.50 | 1 | | 11/17/11 14:05 | 79-01-6 | |
| Trichlorofluoromethane | **0.50U** | ug/L | 1.0 | 0.50 | 1 | | 11/17/11 14:05 | 75-69-4 | |
| 1,2,3-Trichloropropane | **0.36U** | ug/L | 0.50 | 0.36 | 1 | | 11/17/11 14:05 | 96-18-4 | |
| Vinyl acetate | **1.0U** | ug/L | 2.0 | 1.0 | 1 | | 11/17/11 14:05 | 108-05-4 | |
| Vinyl chloride | **0.50U** | ug/L | 1.0 | 0.50 | 1 | | 11/17/11 14:05 | 75-01-4 | |

**Pace Analytical Services, Inc.**
8 East Tower Circle
Ormond Beach, FL 32174
(386)672-5668

# ANALYTICAL RESULTS

Project: Tomoka Semi-annual LF
Pace Project No.: 3543012

**Sample: Trip Blank (11/11/11)** **Lab ID: 3543012010** Collected: 11/11/11 08:00 Received: 11/11/11 16:17 Matrix: Water

| Parameters | Results | Units | PQL | MDL | DF | Prepared | Analyzed | CAS No. | Qual |
|---|---|---|---|---|---|---|---|---|---|
| **8260 MSV** | Analytical Method: EPA 8260 | | | | | | | | |
| Xylene (Total) | **0.50U** | ug/L | 1.0 | 0.50 | 1 | | 11/17/11 14:05 | 1330-20-7 | |
| ***Surrogates*** | | | | | | | | | |
| 4-Bromofluorobenzene (S) | 88 | % | 70-114 | | 1 | | 11/17/11 14:05 | 460-00-4 | |
| Dibromofluoromethane (S) | 107 | % | 88-117 | | 1 | | 11/17/11 14:05 | 1868-53-7 | |
| 1,2-Dichloroethane-d4 (S) | 104 | % | 86-125 | | 1 | | 11/17/11 14:05 | 17060-07-0 | |
| Toluene-d8 (S) | 100 | % | 87-113 | | 1 | | 11/17/11 14:05 | 2037-26-5 | |

**Pace Analytical Services, Inc.**
8 East Tower Circle
Ormond Beach, FL 32174
(386)672-5668

# QUALITY CONTROL DATA

Project: Tomoka Semi-annual LF
Pace Project No.: 3543012

QC Batch: MERP/2258 Analysis Method: EPA 7470
QC Batch Method: EPA 7470 Analysis Description: 7470 Mercury
Associated Lab Samples: 3543012001, 3543012002, 3543012003, 3543012004, 3543012005, 3543012006, 3543012007, 3543012008, 3543012009

METHOD BLANK: 290147 Matrix: Water
Associated Lab Samples: 3543012001, 3543012002, 3543012003, 3543012004, 3543012005, 3543012006, 3543012007, 3543012008, 3543012009

| Parameter | Units | Blank Result | Reporting Limit | Analyzed | Qualifiers |
|---|---|---|---|---|---|
| Mercury | ug/L | 0.10U | 0.20 | 11/15/11 13:57 | |

LABORATORY CONTROL SAMPLE: 290148

| Parameter | Units | Spike Conc. | LCS Result | LCS % Rec | % Rec Limits | Qualifiers |
|---|---|---|---|---|---|---|
| Mercury | ug/L | 2 | 1.9 | 96 | 80-120 | |

MATRIX SPIKE & MATRIX SPIKE DUPLICATE: 290149 290150

| Parameter | Units | 3542925001 Result | MS Spike Conc. | MSD Spike Conc. | MS Result | MSD Result | MS % Rec | MSD % Rec | % Rec Limits | RPD | Max RPD | Qual |
|---|---|---|---|---|---|---|---|---|---|---|---|---|
| Mercury | ug/L | 0.10U | 2 | 2 | 2.0 | 2.0 | 97 | 97 | 80-120 | .5 | 20 | |

**Pace Analytical Services, Inc.**
8 East Tower Circle
Ormond Beach, FL 32174
(386)672-5668

# QUALITY CONTROL DATA

Project: Tomoka Semi-annual LF
Pace Project No.: 3543012

QC Batch: MPRP/6419 Analysis Method: EPA 6010
QC Batch Method: EPA 3010 Analysis Description: 6010 MET
Associated Lab Samples: 3543012001, 3543012002, 3543012003, 3543012004, 3543012005, 3543012006, 3543012007, 3543012008, 3543012009

METHOD BLANK: 290264 Matrix: Water
Associated Lab Samples: 3543012001, 3543012002, 3543012003, 3543012004, 3543012005, 3543012006, 3543012007, 3543012008, 3543012009

| Parameter | Units | Blank Result | Reporting Limit | Analyzed | Qualifiers |
|---|---|---|---|---|---|
| Arsenic | ug/L | 5.0U | 10.0 | 11/15/11 21:21 | |
| Barium | ug/L | 5.0U | 10.0 | 11/15/11 21:21 | |
| Beryllium | ug/L | 0.50U | 1.0 | 11/15/11 21:21 | |
| Cadmium | ug/L | 0.50U | 1.0 | 11/15/11 21:21 | |
| Chromium | ug/L | 2.5U | 5.0 | 11/15/11 21:21 | |
| Cobalt | ug/L | 5.0U | 10.0 | 11/15/11 21:21 | |
| Copper | ug/L | 2.5U | 5.0 | 11/15/11 21:21 | |
| Iron | ug/L | 20.0U | 40.0 | 11/15/11 21:21 | |
| Lead | ug/L | 5.0U | 10.0 | 11/15/11 21:21 | |
| Nickel | ug/L | 2.5U | 5.0 | 11/15/11 21:21 | |
| Selenium | ug/L | 7.5U | 15.0 | 11/15/11 21:21 | |
| Silver | ug/L | 2.5U | 5.0 | 11/15/11 21:21 | |
| Sodium | mg/L | 0.50U | 1.0 | 11/15/11 21:21 | |
| Vanadium | ug/L | 5.0U | 10.0 | 11/15/11 21:21 | |
| Zinc | ug/L | 10.0U | 20.0 | 11/15/11 21:21 | |

LABORATORY CONTROL SAMPLE: 290265

| Parameter | Units | Spike Conc. | LCS Result | LCS % Rec | % Rec Limits | Qualifiers |
|---|---|---|---|---|---|---|
| Arsenic | ug/L | 250 | 244 | 98 | 80-120 | |
| Barium | ug/L | 250 | 269 | 107 | 80-120 | |
| Beryllium | ug/L | 25 | 26.5 | 106 | 80-120 | |
| Cadmium | ug/L | 25 | 25.0 | 100 | 80-120 | |
| Chromium | ug/L | 250 | 263 | 105 | 80-120 | |
| Cobalt | ug/L | 250 | 265 | 106 | 80-120 | |
| Copper | ug/L | 250 | 287 | 115 | 80-120 | |
| Iron | ug/L | 2500 | 2660 | 107 | 80-120 | |
| Lead | ug/L | 250 | 242 | 97 | 80-120 | |
| Nickel | ug/L | 250 | 259 | 104 | 80-120 | |
| Selenium | ug/L | 250 | 255 | 102 | 80-120 | |
| Silver | ug/L | 25 | 25.2 | 101 | 80-120 | |
| Sodium | mg/L | 12.5 | 13.9 | 112 | 80-120 | |
| Vanadium | ug/L | 250 | 260 | 104 | 80-120 | |
| Zinc | ug/L | 1250 | 1260 | 101 | 80-120 | |

**Pace Analytical Services, Inc.**
8 East Tower Circle
Ormond Beach, FL 32174
(386)672-5668

# QUALITY CONTROL DATA

Project: Tomoka Semi-annual LF
Pace Project No.: 3543012

MATRIX SPIKE & MATRIX SPIKE DUPLICATE: 290425 290426

| Parameter | Units | 3543012004 Result | MS Spike Conc. | MSD Spike Conc. | MS Result | MSD Result | MS % Rec | MSD % Rec | % Rec Limits | RPD | Max RPD | Qual |
|---|---|---|---|---|---|---|---|---|---|---|---|---|
| Arsenic | ug/L | 5.0U | 250 | 250 | 253 | 254 | 99 | 100 | 75-125 | .4 | 20 | |
| Barium | ug/L | 46.1 | 250 | 250 | 310 | 314 | 106 | 107 | 75-125 | 1 | 20 | |
| Beryllium | ug/L | 0.50U | 25 | 25 | 26.5 | 26.5 | 106 | 106 | 75-125 | .08 | 20 | |
| Cadmium | ug/L | 0.50U | 25 | 25 | 24.4 | 24.5 | 97 | 98 | 75-125 | .3 | 20 | |
| Chromium | ug/L | 2.5U | 250 | 250 | 263 | 263 | 104 | 105 | 75-125 | .2 | 20 | |
| Cobalt | ug/L | 5.0U | 250 | 250 | 260 | 261 | 104 | 104 | 75-125 | .7 | 20 | |
| Copper | ug/L | 2.5U | 250 | 250 | 293 | 294 | 116 | 117 | 75-125 | .4 | 20 | |
| Iron | ug/L | 1140 | 2500 | 2500 | 3690 | 3740 | 102 | 104 | 75-125 | 1 | 20 | |
| Lead | ug/L | 5.0U | 250 | 250 | 240 | 240 | 96 | 96 | 75-125 | .04 | 20 | |
| Nickel | ug/L | 2.5U | 250 | 250 | 254 | 256 | 101 | 102 | 75-125 | .7 | 20 | |
| Selenium | ug/L | 7.5U | 250 | 250 | 254 | 255 | 101 | 102 | 75-125 | .6 | 20 | |
| Silver | ug/L | 2.5U | 25 | 25 | 25.4 | 25.4 | 102 | 102 | 75-125 | .2 | 20 | |
| Sodium | mg/L | 24.1 | 12.5 | 12.5 | 38.0 | 37.7 | 110 | 109 | 75-125 | .6 | 20 | |
| Vanadium | ug/L | 6.1 I | 250 | 250 | 267 | 267 | 104 | 104 | 75-125 | .07 | 20 | |
| Zinc | ug/L | 10.0U | 1250 | 1250 | 1260 | 1270 | 101 | 102 | 75-125 | .8 | 20 | |

**Pace Analytical Services, Inc.**
8 East Tower Circle
Ormond Beach, FL 32174
(386)672-5668

# QUALITY CONTROL DATA

Project: Tomoka Semi-annual LF
Pace Project No.: 3543012

QC Batch: MPRP/6420 Analysis Method: EPA 6020
QC Batch Method: EPA 3010 Analysis Description: 6020 MET
Associated Lab Samples: 3543012001, 3543012002, 3543012003, 3543012004, 3543012005, 3543012006, 3543012007, 3543012008, 3543012009

METHOD BLANK: 290268 Matrix: Water
Associated Lab Samples: 3543012001, 3543012002, 3543012003, 3543012004, 3543012005, 3543012006, 3543012007, 3543012008, 3543012009

| Parameter | Units | Blank Result | Reporting Limit | Analyzed | Qualifiers |
|---|---|---|---|---|---|
| Antimony | ug/L | 0.50U | 1.0 | 11/14/11 22:12 | |
| Thallium | ug/L | 0.50U | 1.0 | 11/14/11 22:12 | |

LABORATORY CONTROL SAMPLE: 290269

| Parameter | Units | Spike Conc. | LCS Result | LCS % Rec | % Rec Limits | Qualifiers |
|---|---|---|---|---|---|---|
| Antimony | ug/L | 50 | 47.3 | 95 | 90-110 | |
| Thallium | ug/L | 50 | 48.9 | 98 | 90-110 | |

MATRIX SPIKE & MATRIX SPIKE DUPLICATE: 290270 290271

| Parameter | Units | 3543012002 Result | MS Spike Conc. | MSD Spike Conc. | MS Result | MSD Result | MS % Rec | MSD % Rec | % Rec Limits | RPD | Max RPD | Qual |
|---|---|---|---|---|---|---|---|---|---|---|---|---|
| Antimony | ug/L | 0.50U | 50 | 50 | 49.0 | 47.6 | 98 | 95 | 70-130 | 3 | 20 | |
| Thallium | ug/L | 0.50U | 50 | 50 | 51.1 | 51.0 | 102 | 102 | 70-130 | .3 | 20 | |

**Pace Analytical Services, Inc.**
8 East Tower Circle
Ormond Beach, FL 32174
(386)672-5668

# QUALITY CONTROL DATA

Project: Tomoka Semi-annual LF
Pace Project No.: 3543012

QC Batch: MSV/4150 Analysis Method: EPA 8260
QC Batch Method: EPA 8260 Analysis Description: 8260 MSV
Associated Lab Samples: 3543012008, 3543012009, 3543012010

METHOD BLANK: 293103 Matrix: Water
Associated Lab Samples: 3543012008, 3543012009, 3543012010

| Parameter | Units | Blank Result | Reporting Limit | Analyzed | Qualifiers |
|---|---|---|---|---|---|
| 1,1,1,2-Tetrachloroethane | ug/L | 0.50U | 1.0 | 11/17/11 12:27 | |
| 1,1,1-Trichloroethane | ug/L | 0.50U | 1.0 | 11/17/11 12:27 | |
| 1,1,2,2-Tetrachloroethane | ug/L | 0.12U | 0.50 | 11/17/11 12:27 | |
| 1,1,2-Trichloroethane | ug/L | 0.50U | 1.0 | 11/17/11 12:27 | |
| 1,1-Dichloroethane | ug/L | 0.50U | 1.0 | 11/17/11 12:27 | |
| 1,1-Dichloroethene | ug/L | 0.50U | 1.0 | 11/17/11 12:27 | |
| 1,2,3-Trichloropropane | ug/L | 0.36U | 0.50 | 11/17/11 12:27 | |
| 1,2-Dibromo-3-chloropropane | ug/L | 1.0U | 2.0 | 11/17/11 12:27 | |
| 1,2-Dibromoethane (EDB) | ug/L | 0.50U | 1.0 | 11/17/11 12:27 | |
| 1,2-Dichlorobenzene | ug/L | 0.50U | 1.0 | 11/17/11 12:27 | |
| 1,2-Dichloroethane | ug/L | 0.50U | 1.0 | 11/17/11 12:27 | |
| 1,2-Dichloropropane | ug/L | 0.50U | 1.0 | 11/17/11 12:27 | |
| 1,4-Dichlorobenzene | ug/L | 0.50U | 1.0 | 11/17/11 12:27 | |
| 2-Butanone (MEK) | ug/L | 5.0U | 10.0 | 11/17/11 12:27 | |
| 2-Hexanone | ug/L | 5.0U | 10.0 | 11/17/11 12:27 | |
| 4-Methyl-2-pentanone (MIBK) | ug/L | 5.0U | 10.0 | 11/17/11 12:27 | |
| Acetone | ug/L | 5.0U | 10.0 | 11/17/11 12:27 | |
| Acrylonitrile | ug/L | 5.0U | 10.0 | 11/17/11 12:27 | |
| Benzene | ug/L | 0.50U | 1.0 | 11/17/11 12:27 | |
| Bromochloromethane | ug/L | 0.50U | 1.0 | 11/17/11 12:27 | |
| Bromodichloromethane | ug/L | 0.27U | 0.60 | 11/17/11 12:27 | |
| Bromoform | ug/L | 0.50U | 1.0 | 11/17/11 12:27 | |
| Bromomethane | ug/L | 0.50U | 1.0 | 11/17/11 12:27 | |
| Carbon disulfide | ug/L | 5.0U | 10.0 | 11/17/11 12:27 | |
| Carbon tetrachloride | ug/L | 0.50U | 1.0 | 11/17/11 12:27 | |
| Chlorobenzene | ug/L | 0.50U | 1.0 | 11/17/11 12:27 | |
| Chloroethane | ug/L | 0.50U | 1.0 | 11/17/11 12:27 | |
| Chloroform | ug/L | 0.50U | 1.0 | 11/17/11 12:27 | |
| Chloromethane | ug/L | 0.62U | 1.0 | 11/17/11 12:27 | |
| cis-1,2-Dichloroethene | ug/L | 0.50U | 1.0 | 11/17/11 12:27 | |
| cis-1,3-Dichloropropene | ug/L | 0.25U | 0.50 | 11/17/11 12:27 | |
| Dibromochloromethane | ug/L | 0.26U | 0.50 | 11/17/11 12:27 | |
| Dibromomethane | ug/L | 0.50U | 1.0 | 11/17/11 12:27 | |
| Ethylbenzene | ug/L | 0.50U | 1.0 | 11/17/11 12:27 | |
| Iodomethane | ug/L | 0.50U | 1.0 | 11/17/11 12:27 | |
| Methylene Chloride | ug/L | 2.5U | 5.0 | 11/17/11 12:27 | |
| Styrene | ug/L | 0.50U | 1.0 | 11/17/11 12:27 | |
| Tetrachloroethene | ug/L | 0.50U | 1.0 | 11/17/11 12:27 | |
| Toluene | ug/L | 0.50U | 1.0 | 11/17/11 12:27 | |
| trans-1,2-Dichloroethene | ug/L | 0.50U | 1.0 | 11/17/11 12:27 | |
| trans-1,3-Dichloropropene | ug/L | 0.25U | 0.50 | 11/17/11 12:27 | |
| trans-1,4-Dichloro-2-butene | ug/L | 5.0U | 10.0 | 11/17/11 12:27 | |
| Trichloroethene | ug/L | 0.50U | 1.0 | 11/17/11 12:27 | |

**Pace Analytical Services, Inc.**
8 East Tower Circle
Ormond Beach, FL 32174
(386)672-5668

# QUALITY CONTROL DATA

Project: Tomoka Semi-annual LF
Pace Project No.: 3543012

METHOD BLANK: 293103 Matrix: Water

Associated Lab Samples: 3543012008, 3543012009, 3543012010

| Parameter | Units | Blank Result | Reporting Limit | Analyzed | Qualifiers |
|---|---|---|---|---|---|
| Trichlorofluoromethane | ug/L | 0.50U | 1.0 | 11/17/11 12:27 | |
| Vinyl acetate | ug/L | 1.0U | 2.0 | 11/17/11 12:27 | |
| Vinyl chloride | ug/L | 0.50U | 1.0 | 11/17/11 12:27 | |
| Xylene (Total) | ug/L | 0.50U | 1.0 | 11/17/11 12:27 | |
| 1,2-Dichloroethane-d4 (S) | % | 102 | 86-125 | 11/17/11 12:27 | |
| 4-Bromofluorobenzene (S) | % | 88 | 70-114 | 11/17/11 12:27 | |
| Dibromofluoromethane (S) | % | 103 | 88-117 | 11/17/11 12:27 | |
| Toluene-d8 (S) | % | 101 | 87-113 | 11/17/11 12:27 | |

LABORATORY CONTROL SAMPLE: 293104

| Parameter | Units | Spike Conc. | LCS Result | LCS % Rec | % Rec Limits | Qualifiers |
|---|---|---|---|---|---|---|
| 1,1,1,2-Tetrachloroethane | ug/L | 20 | 16.6 | 83 | 70-130 | |
| 1,1,1-Trichloroethane | ug/L | 20 | 16.5 | 82 | 70-130 | |
| 1,1,2,2-Tetrachloroethane | ug/L | 20 | 17.9 | 89 | 70-130 | |
| 1,1,2-Trichloroethane | ug/L | 20 | 17.5 | 88 | 70-130 | |
| 1,1-Dichloroethane | ug/L | 20 | 19.8 | 99 | 70-130 | |
| 1,1-Dichloroethene | ug/L | 20 | 17.9 | 90 | 70-130 | |
| 1,2,3-Trichloropropane | ug/L | 20 | 16.8 | 84 | 70-130 | |
| 1,2-Dibromo-3-chloropropane | ug/L | 20 | 18.5 | 92 | 64-130 | |
| 1,2-Dibromoethane (EDB) | ug/L | 20 | 16.3 | 82 | 70-130 | |
| 1,2-Dichlorobenzene | ug/L | 20 | 16.4 | 82 | 70-130 | |
| 1,2-Dichloroethane | ug/L | 20 | 16.6 | 83 | 70-130 | |
| 1,2-Dichloropropane | ug/L | 20 | 18.2 | 91 | 70-130 | |
| 1,4-Dichlorobenzene | ug/L | 20 | 16.7 | 83 | 70-130 | |
| 2-Butanone (MEK) | ug/L | 20 | 20.1 | 100 | 55-167 | |
| 2-Hexanone | ug/L | 20 | 20.2 | 101 | 65-130 | |
| 4-Methyl-2-pentanone (MIBK) | ug/L | 20 | 20.3 | 101 | 70-130 | |
| Acetone | ug/L | 20 | 20.1 | 101 | 40-150 | |
| Acrylonitrile | ug/L | 200 | 217 | 109 | 70-130 | |
| Benzene | ug/L | 20 | 17.9 | 89 | 70-130 | |
| Bromochloromethane | ug/L | 20 | 17.7 | 88 | 70-130 | |
| Bromodichloromethane | ug/L | 20 | 17.4 | 87 | 70-130 | |
| Bromoform | ug/L | 20 | 15.0 | 75 | 68-130 | |
| Bromomethane | ug/L | 20 | 21.8 | 109 | 38-179 | |
| Carbon disulfide | ug/L | 20 | 16.4 | 82 | 51-155 | |
| Carbon tetrachloride | ug/L | 20 | 15.8 | 79 | 70-130 | |
| Chlorobenzene | ug/L | 20 | 16.9 | 84 | 70-130 | |
| Chloroethane | ug/L | 20 | 22.4 | 112 | 59-149 | |
| Chloroform | ug/L | 20 | 17.3 | 87 | 70-130 | |
| Chloromethane | ug/L | 20 | 22.4 | 112 | 68-130 | |
| cis-1,2-Dichloroethene | ug/L | 20 | 16.5 | 83 | 70-130 | |
| cis-1,3-Dichloropropene | ug/L | 20 | 16.7 | 84 | 70-130 | |
| Dibromochloromethane | ug/L | 20 | 14.6 | 73 | 70-130 | |
| Dibromomethane | ug/L | 20 | 16.0 | 80 | 70-130 | |

**Pace Analytical Services, Inc.**
8 East Tower Circle
Ormond Beach, FL 32174
(386)672-5668

# QUALITY CONTROL DATA

Project: Tomoka Semi-annual LF
Pace Project No.: 3543012

LABORATORY CONTROL SAMPLE: 293104

| Parameter | Units | Spike Conc. | LCS Result | LCS % Rec | % Rec Limits | Qualifiers |
|---|---|---|---|---|---|---|
| Ethylbenzene | ug/L | 20 | 16.8 | 84 | 70-130 | |
| Iodomethane | ug/L | 20 | 16.5 | 83 | 43-160 | |
| Methylene Chloride | ug/L | 20 | 21.6 | 108 | 70-130 | |
| Styrene | ug/L | 20 | 16.5 | 82 | 70-130 | |
| Tetrachloroethene | ug/L | 20 | 14.7 | 73 | 66-133 | |
| Toluene | ug/L | 20 | 16.2 | 81 | 70-130 | |
| trans-1,2-Dichloroethene | ug/L | 20 | 18.4 | 92 | 70-130 | |
| trans-1,3-Dichloropropene | ug/L | 20 | 15.4 | 77 | 70-130 | |
| trans-1,4-Dichloro-2-butene | ug/L | 20 | 17.1 | 85 | 65-130 | |
| Trichloroethene | ug/L | 20 | 17.6 | 88 | 70-130 | |
| Trichlorofluoromethane | ug/L | 20 | 16.1 | 80 | 70-131 | |
| Vinyl acetate | ug/L | 20 | 17.0 | 85 | 69-135 | |
| Vinyl chloride | ug/L | 20 | 18.5 | 93 | 69-140 | |
| Xylene (Total) | ug/L | 60 | 48.6 | 81 | 70-130 | |
| 1,2-Dichloroethane-d4 (S) | % | | | 103 | 86-125 | |
| 4-Bromofluorobenzene (S) | % | | | 92 | 70-114 | |
| Dibromofluoromethane (S) | % | | | 99 | 88-117 | |
| Toluene-d8 (S) | % | | | 103 | 87-113 | |

MATRIX SPIKE & MATRIX SPIKE DUPLICATE: 293149 293150

| Parameter | Units | 3543012009 Result | MS Spike Conc. | MSD Spike Conc. | MS Result | MSD Result | MS % Rec | MSD % Rec | % Rec Limits | RPD | Max RPD | Qual |
|---|---|---|---|---|---|---|---|---|---|---|---|---|
| 1,1,1,2-Tetrachloroethane | ug/L | 0.50U | 20 | 20 | 19.3 | 21.0 | 97 | 105 | 39-130 | 8 | 40 | |
| 1,1,1-Trichloroethane | ug/L | 0.50U | 20 | 20 | 19.5 | 22.3 | 97 | 112 | 47-141 | 14 | 40 | |
| 1,1,2,2-Tetrachloroethane | ug/L | 0.12U | 20 | 20 | 22.1 | 23.3 | 111 | 117 | 49-131 | 5 | 40 | |
| 1,1,2-Trichloroethane | ug/L | 0.50U | 20 | 20 | 20.7 | 0.50U | 104 | 0 | 50-130 | | 40 | J(M1) |
| 1,1-Dichloroethane | ug/L | 0.50U | 20 | 20 | 23.1 | 25.6 | 116 | 128 | 54-137 | 10 | 40 | |
| 1,1-Dichloroethene | ug/L | 0.50U | 20 | 20 | 22.1 | 25.1 | 110 | 125 | 45-155 | 13 | 40 | |
| 1,2,3-Trichloropropane | ug/L | 0.36U | 20 | 20 | 22.3 | 15.7 | 112 | 78 | 31-132 | 35 | 40 | |
| 1,2-Dibromo-3-chloropropane | ug/L | 1.0U | 20 | 20 | 19.2 | 21.2 | 96 | 106 | 37-130 | 10 | 40 | |
| 1,2-Dibromoethane (EDB) | ug/L | 0.50U | 20 | 20 | 20.0 | 20.6 | 100 | 103 | 51-132 | 3 | 40 | |
| 1,2-Dichlorobenzene | ug/L | 0.50U | 20 | 20 | 18.9 | 21.4 | 95 | 107 | 43-130 | 12 | 40 | |
| 1,2-Dichloroethane | ug/L | 0.50U | 20 | 20 | 19.8 | 21.0 | 99 | 105 | 54-130 | 6 | 40 | |
| 1,2-Dichloropropane | ug/L | 0.50U | 20 | 20 | 21.4 | 23.6 | 107 | 118 | 53-130 | 10 | 40 | |
| 1,4-Dichlorobenzene | ug/L | 0.50U | 20 | 20 | 18.8 | 21.5 | 94 | 108 | 38-130 | 14 | 40 | |
| 2-Butanone (MEK) | ug/L | 5.0U | 20 | 20 | 24.2 | 22.7 | 121 | 114 | 48-138 | 6 | 40 | |
| 2-Hexanone | ug/L | 5.0U | 20 | 20 | 27.7 | 23.3 | 139 | 117 | 38-130 | 17 | 40 | J(M1) |
| 4-Methyl-2-pentanone (MIBK) | ug/L | 5.0U | 20 | 20 | 24.9 | 24.1 | 125 | 120 | 28-143 | 3 | 40 | |
| Acetone | ug/L | 5.0U | 20 | 20 | 11.0 | 10.2 | 55 | 51 | 20-140 | 7 | 40 | |
| Acrylonitrile | ug/L | 5.0U | 200 | 200 | 261 | 262 | 130 | 131 | 46-130 | .6 | 40 | J(M1) |
| Benzene | ug/L | 0.50U | 20 | 20 | 21.2 | 23.3 | 106 | 116 | 53-132 | 9 | 40 | |
| Bromochloromethane | ug/L | 0.50U | 20 | 20 | 20.4 | 22.6 | 102 | 113 | 54-132 | 10 | 40 | |
| Bromodichloromethane | ug/L | 0.27U | 20 | 20 | 20.6 | 22.5 | 103 | 113 | 46-130 | 9 | 40 | |
| Bromoform | ug/L | 0.50U | 20 | 20 | 16.0 | 17.8 | 80 | 89 | 32-130 | 11 | 40 | |
| Bromomethane | ug/L | 0.50U | 20 | 20 | 31.3 | 33.8 | 156 | 169 | 20-152 | 8 | 40 | J(M1) |
| Carbon disulfide | ug/L | 5.0U | 20 | 20 | 22.8 | 22.7 | 114 | 114 | 28-184 | .1 | 40 | |

**Pace Analytical Services, Inc.**
8 East Tower Circle
Ormond Beach, FL 32174
(386)672-5668

# QUALITY CONTROL DATA

Project: Tomoka Semi-annual LF
Pace Project No.: 3543012

MATRIX SPIKE & MATRIX SPIKE DUPLICATE: 293149 293150

| Parameter | Units | 3543012009 Result | MS Spike Conc. | MSD Spike Conc. | MS Result | MSD Result | MS % Rec | MSD % Rec | % Rec Limits | RPD | Max RPD | Qual |
|---|---|---|---|---|---|---|---|---|---|---|---|---|
| Carbon tetrachloride | ug/L | 0.50U | 20 | 20 | 20.4 | 22.9 | 102 | 114 | 37-137 | 12 | 40 | |
| Chlorobenzene | ug/L | 0.50U | 20 | 20 | 19.6 | 21.9 | 98 | 110 | 46-130 | 11 | 40 | |
| Chloroethane | ug/L | 0.50U | 20 | 20 | 20.0 | 34.3 | 100 | 171 | 48-159 | 53 | 40 | J(D6), J(M1) |
| Chloroform | ug/L | 0.50U | 20 | 20 | 20.4 | 22.7 | 102 | 113 | 51-130 | 11 | 40 | |
| Chloromethane | ug/L | 0.62U | 20 | 20 | 32.1 | 33.3 | 161 | 166 | 39-144 | 4 | 40 | J(M1) |
| cis-1,2-Dichloroethene | ug/L | 0.50U | 20 | 20 | 19.3 | 21.4 | 97 | 107 | 54-130 | 10 | 40 | |
| cis-1,3-Dichloropropene | ug/L | 0.25U | 20 | 20 | 16.6 | 19.1 | 83 | 96 | 45-130 | 14 | 40 | |
| Dibromochloromethane | ug/L | 0.26U | 20 | 20 | 17.1 | 18.8 | 85 | 94 | 43-130 | 9 | 40 | |
| Dibromomethane | ug/L | 0.50U | 20 | 20 | 18.1 | 20.3 | 91 | 101 | 50-130 | 11 | 40 | |
| Ethylbenzene | ug/L | 0.50U | 20 | 20 | 20.0 | 22.5 | 100 | 112 | 43-130 | 12 | 40 | |
| Iodomethane | ug/L | 0.50U | 20 | 20 | 22.2 | 24.7 | 111 | 124 | 20-169 | 11 | 40 | |
| Methylene Chloride | ug/L | 2.5U | 20 | 20 | 23.4 | 26.8 | 117 | 134 | 51-135 | 13 | 40 | |
| Styrene | ug/L | 0.50U | 20 | 20 | 19.0 | 21.6 | 95 | 108 | 40-130 | 13 | 40 | |
| Tetrachloroethene | ug/L | 0.50U | 20 | 20 | 17.2 | 20.7 | 86 | 103 | 26-130 | 19 | 40 | |
| Toluene | ug/L | 0.50U | 20 | 20 | 19.4 | 21.4 | 97 | 107 | 50-130 | 10 | 40 | |
| trans-1,2-Dichloroethene | ug/L | 0.50U | 20 | 20 | 22.5 | 24.8 | 112 | 124 | 48-142 | 10 | 40 | |
| trans-1,3-Dichloropropene | ug/L | 0.25U | 20 | 20 | 17.1 | 18.5 | 86 | 92 | 45-130 | 8 | 40 | |
| trans-1,4-Dichloro-2-butene | ug/L | 5.0U | 20 | 20 | 15.2 | 15.6 | 76 | 78 | 20-139 | 2 | 40 | |
| Trichloroethene | ug/L | 0.50U | 20 | 20 | 21.4 | 24.6 | 107 | 123 | 42-133 | 14 | 40 | |
| Trichlorofluoromethane | ug/L | 0.50U | 20 | 20 | 22.9 | 26.4 | 115 | 132 | 46-146 | 14 | 40 | |
| Vinyl acetate | ug/L | 1.0U | 20 | 20 | 15.7 | 31.8 | 79 | 159 | 20-165 | 67 | 40 | J(D6) |
| Vinyl chloride | ug/L | 0.50U | 20 | 20 | 26.6 | 28.1 | 133 | 141 | 57-142 | 5 | 40 | |
| Xylene (Total) | ug/L | 0.50U | 60 | 60 | 57.7 | 65.7 | 96 | 109 | 42-130 | 13 | 40 | |
| 1,2-Dichloroethane-d4 (S) | % | | | | | | 99 | 88 | 86-125 | | | |
| 4-Bromofluorobenzene (S) | % | | | | | | 91 | 93 | 70-114 | | | |
| Dibromofluoromethane (S) | % | | | | | | 102 | 97 | 88-117 | | | |
| Toluene-d8 (S) | % | | | | | | 102 | 101 | 87-113 | | | |

**Pace Analytical Services, Inc.**
8 East Tower Circle
Ormond Beach, FL 32174
(386)672-5668

# QUALITY CONTROL DATA

Project: Tomoka Semi-annual LF
Pace Project No.: 3543012

QC Batch: MSV/4173 Analysis Method: EPA 8260
QC Batch Method: EPA 8260 Analysis Description: 8260 MSV
Associated Lab Samples: 3543012001, 3543012002, 3543012003, 3543012004, 3543012005, 3543012006, 3543012007

METHOD BLANK: 295240 Matrix: Water
Associated Lab Samples: 3543012001, 3543012002, 3543012003, 3543012004, 3543012005, 3543012006, 3543012007

| Parameter | Units | Blank Result | Reporting Limit | Analyzed | Qualifiers |
|---|---|---|---|---|---|
| 1,1,1,2-Tetrachloroethane | ug/L | 0.50U | 1.0 | 11/21/11 19:39 | |
| 1,1,1-Trichloroethane | ug/L | 0.50U | 1.0 | 11/21/11 19:39 | |
| 1,1,2,2-Tetrachloroethane | ug/L | 0.12U | 0.50 | 11/21/11 19:39 | |
| 1,1,2-Trichloroethane | ug/L | 0.50U | 1.0 | 11/21/11 19:39 | |
| 1,1-Dichloroethane | ug/L | 0.50U | 1.0 | 11/21/11 19:39 | |
| 1,1-Dichloroethene | ug/L | 0.50U | 1.0 | 11/21/11 19:39 | |
| 1,2,3-Trichloropropane | ug/L | 0.36U | 0.50 | 11/21/11 19:39 | |
| 1,2-Dichlorobenzene | ug/L | 0.50U | 1.0 | 11/21/11 19:39 | |
| 1,2-Dichloroethane | ug/L | 0.50U | 1.0 | 11/21/11 19:39 | |
| 1,2-Dichloropropane | ug/L | 0.50U | 1.0 | 11/21/11 19:39 | |
| 1,4-Dichlorobenzene | ug/L | 0.50U | 1.0 | 11/21/11 19:39 | |
| 2-Butanone (MEK) | ug/L | 5.0U | 10.0 | 11/21/11 19:39 | |
| 2-Hexanone | ug/L | 5.0U | 10.0 | 11/21/11 19:39 | |
| 4-Methyl-2-pentanone (MIBK) | ug/L | 5.0U | 10.0 | 11/21/11 19:39 | |
| Acetone | ug/L | 5.0U | 10.0 | 11/21/11 19:39 | |
| Acrylonitrile | ug/L | 5.0U | 10.0 | 11/21/11 19:39 | |
| Benzene | ug/L | 0.50U | 1.0 | 11/21/11 19:39 | |
| Bromochloromethane | ug/L | 0.50U | 1.0 | 11/21/11 19:39 | |
| Bromodichloromethane | ug/L | 0.27U | 0.60 | 11/21/11 19:39 | |
| Bromoform | ug/L | 0.50U | 1.0 | 11/21/11 19:39 | |
| Bromomethane | ug/L | 0.50U | 1.0 | 11/21/11 19:39 | |
| Carbon disulfide | ug/L | 5.0U | 10.0 | 11/21/11 19:39 | |
| Carbon tetrachloride | ug/L | 0.50U | 1.0 | 11/21/11 19:39 | |
| Chlorobenzene | ug/L | 0.50U | 1.0 | 11/21/11 19:39 | |
| Chloroethane | ug/L | 0.50U | 1.0 | 11/21/11 19:39 | |
| Chloroform | ug/L | 0.50U | 1.0 | 11/21/11 19:39 | |
| Chloromethane | ug/L | 0.62U | 1.0 | 11/21/11 19:39 | |
| cis-1,2-Dichloroethene | ug/L | 0.50U | 1.0 | 11/21/11 19:39 | |
| cis-1,3-Dichloropropene | ug/L | 0.25U | 0.50 | 11/21/11 19:39 | |
| Dibromochloromethane | ug/L | 0.26U | 0.50 | 11/21/11 19:39 | |
| Dibromomethane | ug/L | 0.50U | 1.0 | 11/21/11 19:39 | |
| Ethylbenzene | ug/L | 0.50U | 1.0 | 11/21/11 19:39 | |
| Iodomethane | ug/L | 0.50U | 1.0 | 11/21/11 19:39 | |
| Methylene Chloride | ug/L | 2.5U | 5.0 | 11/21/11 19:39 | |
| Styrene | ug/L | 0.50U | 1.0 | 11/21/11 19:39 | |
| Tetrachloroethene | ug/L | 0.50U | 1.0 | 11/21/11 19:39 | |
| Toluene | ug/L | 0.50U | 1.0 | 11/21/11 19:39 | |
| trans-1,2-Dichloroethene | ug/L | 0.50U | 1.0 | 11/21/11 19:39 | |
| trans-1,3-Dichloropropene | ug/L | 0.25U | 0.50 | 11/21/11 19:39 | |
| trans-1,4-Dichloro-2-butene | ug/L | 5.0U | 10.0 | 11/21/11 19:39 | |
| Trichloroethene | ug/L | 0.50U | 1.0 | 11/21/11 19:39 | |
| Trichlorofluoromethane | ug/L | 0.50U | 1.0 | 11/21/11 19:39 | |
| Vinyl acetate | ug/L | 1.0U | 2.0 | 11/21/11 19:39 | |

**Pace Analytical Services, Inc.**
8 East Tower Circle
Ormond Beach, FL 32174
(386)672-5668

# QUALITY CONTROL DATA

Project: Tomoka Semi-annual LF
Pace Project No.: 3543012

METHOD BLANK: 295240 Matrix: Water

Associated Lab Samples: 3543012001, 3543012002, 3543012003, 3543012004, 3543012005, 3543012006, 3543012007

| Parameter | Units | Blank Result | Reporting Limit | Analyzed | Qualifiers |
|---|---|---|---|---|---|
| Vinyl chloride | ug/L | 0.50U | 1.0 | 11/21/11 19:39 | |
| Xylene (Total) | ug/L | 0.50U | 1.0 | 11/21/11 19:39 | |
| 1,2-Dichloroethane-d4 (S) | % | 104 | 86-125 | 11/21/11 19:39 | |
| 4-Bromofluorobenzene (S) | % | 105 | 70-114 | 11/21/11 19:39 | |
| Dibromofluoromethane (S) | % | 103 | 88-117 | 11/21/11 19:39 | |
| Toluene-d8 (S) | % | 104 | 87-113 | 11/21/11 19:39 | |

LABORATORY CONTROL SAMPLE: 295241

| Parameter | Units | Spike Conc. | LCS Result | LCS % Rec | % Rec Limits | Qualifiers |
|---|---|---|---|---|---|---|
| 1,1,1,2-Tetrachloroethane | ug/L | 20 | 21.9 | 109 | 70-130 | |
| 1,1,1-Trichloroethane | ug/L | 20 | 24.3 | 122 | 70-130 | |
| 1,1,2,2-Tetrachloroethane | ug/L | 20 | 20.4 | 102 | 70-130 | |
| 1,1,2-Trichloroethane | ug/L | 20 | 21.4 | 107 | 70-130 | |
| 1,1-Dichloroethane | ug/L | 20 | 22.8 | 114 | 70-130 | |
| 1,1-Dichloroethene | ug/L | 20 | 22.9 | 114 | 70-130 | |
| 1,2,3-Trichloropropane | ug/L | 20 | 18.7 | 94 | 70-130 | |
| 1,2-Dichlorobenzene | ug/L | 20 | 21.1 | 105 | 70-130 | |
| 1,2-Dichloroethane | ug/L | 20 | 24.2 | 121 | 70-130 | |
| 1,2-Dichloropropane | ug/L | 20 | 22.5 | 112 | 70-130 | |
| 1,4-Dichlorobenzene | ug/L | 20 | 21.2 | 106 | 70-130 | |
| 2-Butanone (MEK) | ug/L | 20 | 19.7 | 99 | 55-167 | |
| 2-Hexanone | ug/L | 20 | 19.2 | 96 | 65-130 | |
| 4-Methyl-2-pentanone (MIBK) | ug/L | 20 | 21.2 | 106 | 70-130 | |
| Acetone | ug/L | 20 | 19.1 | 96 | 40-150 | |
| Acrylonitrile | ug/L | 200 | 234 | 117 | 70-130 | |
| Benzene | ug/L | 20 | 23.5 | 118 | 70-130 | |
| Bromochloromethane | ug/L | 20 | 23.7 | 119 | 70-130 | |
| Bromodichloromethane | ug/L | 20 | 22.6 | 113 | 70-130 | |
| Bromoform | ug/L | 20 | 22.8 | 114 | 68-130 | |
| Bromomethane | ug/L | 20 | 24.7 | 124 | 38-179 | |
| Carbon disulfide | ug/L | 20 | 18.8 | 94 | 51-155 | |
| Carbon tetrachloride | ug/L | 20 | 24.3 | 121 | 70-130 | |
| Chlorobenzene | ug/L | 20 | 21.8 | 109 | 70-130 | |
| Chloroethane | ug/L | 20 | 25.1 | 126 | 59-149 | |
| Chloroform | ug/L | 20 | 22.1 | 111 | 70-130 | |
| Chloromethane | ug/L | 20 | 23.8 | 119 | 68-130 | |
| cis-1,2-Dichloroethene | ug/L | 20 | 20.9 | 104 | 70-130 | |
| cis-1,3-Dichloropropene | ug/L | 20 | 22.7 | 114 | 70-130 | |
| Dibromochloromethane | ug/L | 20 | 21.1 | 106 | 70-130 | |
| Dibromomethane | ug/L | 20 | 24.4 | 122 | 70-130 | |
| Ethylbenzene | ug/L | 20 | 21.8 | 109 | 70-130 | |
| Iodomethane | ug/L | 20 | 21.3 | 106 | 43-160 | |
| Methylene Chloride | ug/L | 20 | 22.3 | 112 | 70-130 | |
| Styrene | ug/L | 20 | 21.6 | 108 | 70-130 | |

**Pace Analytical Services, Inc.**
8 East Tower Circle
Ormond Beach, FL 32174
(386)672-5668

# QUALITY CONTROL DATA

Project: Tomoka Semi-annual LF
Pace Project No.: 3543012

LABORATORY CONTROL SAMPLE: 295241

| Parameter | Units | Spike Conc. | LCS Result | LCS % Rec | % Rec Limits | Qualifiers |
|---|---|---|---|---|---|---|
| Tetrachloroethene | ug/L | 20 | 22.0 | 110 | 66-133 | |
| Toluene | ug/L | 20 | 21.4 | 107 | 70-130 | |
| trans-1,2-Dichloroethene | ug/L | 20 | 21.3 | 107 | 70-130 | |
| trans-1,3-Dichloropropene | ug/L | 20 | 21.4 | 107 | 70-130 | |
| trans-1,4-Dichloro-2-butene | ug/L | 20 | 21.2 | 106 | 65-130 | |
| Trichloroethene | ug/L | 20 | 23.5 | 118 | 70-130 | |
| Trichlorofluoromethane | ug/L | 20 | 27.4 | 137 | 70-131 | J(L0) |
| Vinyl acetate | ug/L | 20 | 20.8 | 104 | 69-135 | |
| Vinyl chloride | ug/L | 20 | 24.5 | 122 | 69-140 | |
| Xylene (Total) | ug/L | 60 | 66.0 | 110 | 70-130 | |
| 1,2-Dichloroethane-d4 (S) | % | | | 100 | 86-125 | |
| 4-Bromofluorobenzene (S) | % | | | 101 | 70-114 | |
| Dibromofluoromethane (S) | % | | | 102 | 88-117 | |
| Toluene-d8 (S) | % | | | 102 | 87-113 | |

MATRIX SPIKE & MATRIX SPIKE DUPLICATE: 295820 295821

| Parameter | Units | 3543568002 Result | MS Spike Conc. | MSD Spike Conc. | MS Result | MSD Result | MS % Rec | MSD % Rec | % Rec Limits | RPD | Max RPD | Qual |
|---|---|---|---|---|---|---|---|---|---|---|---|---|
| 1,1,1,2-Tetrachloroethane | ug/L | 0.50U | 20 | 20 | 23.4 | 22.5 | 117 | 113 | 39-130 | 4 | 40 | |
| 1,1,1-Trichloroethane | ug/L | 0.50U | 20 | 20 | 26.4 | 26.2 | 132 | 131 | 47-141 | .7 | 40 | |
| 1,1,2,2-Tetrachloroethane | ug/L | 0.12U | 20 | 20 | 20.8 | 19.8 | 104 | 99 | 49-131 | 5 | 40 | |
| 1,1,2-Trichloroethane | ug/L | 0.50U | 20 | 20 | 22.2 | 22.2 | 111 | 111 | 50-130 | .03 | 40 | |
| 1,1-Dichloroethane | ug/L | 0.50U | 20 | 20 | 24.7 | 24.7 | 124 | 124 | 54-137 | .04 | 40 | |
| 1,1-Dichloroethene | ug/L | 0.50U | 20 | 20 | 25.3 | 25.2 | 126 | 126 | 45-155 | .4 | 40 | |
| 1,2,3-Trichloropropane | ug/L | 0.36U | 20 | 20 | 18.6 | 17.8 | 93 | 89 | 31-132 | 4 | 40 | |
| 1,2-Dichlorobenzene | ug/L | 0.50U | 20 | 20 | 21.6 | 21.3 | 108 | 107 | 43-130 | 1 | 40 | |
| 1,2-Dichloroethane | ug/L | 0.50U | 20 | 20 | 25.4 | 24.8 | 127 | 124 | 54-130 | 2 | 40 | |
| 1,2-Dichloropropane | ug/L | 0.50U | 20 | 20 | 23.3 | 23.7 | 116 | 119 | 53-130 | 2 | 40 | |
| 1,4-Dichlorobenzene | ug/L | 0.50U | 20 | 20 | 21.9 | 20.7 | 109 | 103 | 38-130 | 6 | 40 | |
| 2-Butanone (MEK) | ug/L | 5.0U | 20 | 20 | 22.1 | 18.7 | 110 | 93 | 48-138 | 17 | 40 | |
| 2-Hexanone | ug/L | 5.0U | 20 | 20 | 19.5 | 19.4 | 97 | 97 | 38-130 | .2 | 40 | |
| 4-Methyl-2-pentanone (MIBK) | ug/L | 5.0U | 20 | 20 | 20.7 | 19.7 | 103 | 99 | 28-143 | 5 | 40 | |
| Acetone | ug/L | 5.0U | 20 | 20 | 18.1 | 19.3 | 90 | 96 | 20-140 | 6 | 40 | |
| Acrylonitrile | ug/L | 5.0U | 200 | 200 | 242 | 229 | 121 | 114 | 46-130 | 6 | 40 | |
| Benzene | ug/L | 0.50U | 20 | 20 | 25.0 | 24.9 | 125 | 124 | 53-132 | .2 | 40 | |
| Bromochloromethane | ug/L | 0.50U | 20 | 20 | 24.7 | 24.0 | 123 | 120 | 54-132 | 3 | 40 | |
| Bromodichloromethane | ug/L | 0.27U | 20 | 20 | 23.0 | 23.4 | 115 | 117 | 46-130 | 2 | 40 | |
| Bromoform | ug/L | 0.50U | 20 | 20 | 23.1 | 22.3 | 116 | 112 | 32-130 | 4 | 40 | |
| Bromomethane | ug/L | 0.50U | 20 | 20 | 24.7 | 23.3 | 124 | 117 | 20-152 | 6 | 40 | |
| Carbon disulfide | ug/L | 5.0U | 20 | 20 | 20.5 | 20.2 | 100 | 99 | 28-184 | 2 | 40 | |
| Carbon tetrachloride | ug/L | 0.50U | 20 | 20 | 26.9 | 26.5 | 135 | 132 | 37-137 | 2 | 40 | |
| Chlorobenzene | ug/L | 0.50U | 20 | 20 | 23.8 | 23.3 | 119 | 116 | 46-130 | 2 | 40 | |
| Chloroethane | ug/L | 0.50U | 20 | 20 | 28.9 | 27.6 | 145 | 138 | 48-159 | 5 | 40 | |
| Chloroform | ug/L | 0.50U | 20 | 20 | 23.1 | 24.4 | 116 | 122 | 51-130 | 5 | 40 | |
| Chloromethane | ug/L | 0.62U | 20 | 20 | 25.8 | 25.4 | 129 | 127 | 39-144 | 1 | 40 | |
| cis-1,2-Dichloroethene | ug/L | 0.50U | 20 | 20 | 23.1 | 22.7 | 116 | 113 | 54-130 | 2 | 40 | |

**Pace Analytical Services, Inc.**
8 East Tower Circle
Ormond Beach, FL 32174
(386)672-5668

# QUALITY CONTROL DATA

Project: Tomoka Semi-annual LF
Pace Project No.: 3543012

MATRIX SPIKE & MATRIX SPIKE DUPLICATE: 295820 295821

| Parameter | Units | 3543568002 Result | MS Spike Conc. | MSD Spike Conc. | MS Result | MSD Result | MS % Rec | MSD % Rec | % Rec Limits | RPD | Max RPD | Qual |
|---|---|---|---|---|---|---|---|---|---|---|---|---|
| cis-1,3-Dichloropropene | ug/L | 0.25U | 20 | 20 | 22.1 | 22.1 | 110 | 110 | 45-130 | .1 | 40 | |
| Dibromochloromethane | ug/L | 0.26U | 20 | 20 | 21.7 | 21.7 | 109 | 108 | 43-130 | .1 | 40 | |
| Dibromomethane | ug/L | 0.50U | 20 | 20 | 24.2 | 23.7 | 121 | 119 | 50-130 | 2 | 40 | |
| Ethylbenzene | ug/L | 0.50U | 20 | 20 | 23.9 | 23.2 | 119 | 116 | 43-130 | 3 | 40 | |
| Iodomethane | ug/L | 0.50U | 20 | 20 | 22.3 | 21.0 | 111 | 105 | 20-169 | 6 | 40 | |
| Methylene Chloride | ug/L | 2.5U | 20 | 20 | 23.9 | 23.6 | 117 | 116 | 51-135 | 1 | 40 | |
| Styrene | ug/L | 0.50U | 20 | 20 | 22.8 | 22.5 | 114 | 113 | 40-130 | 1 | 40 | |
| Tetrachloroethene | ug/L | 0.50U | 20 | 20 | 23.8 | 22.6 | 119 | 113 | 26-130 | 5 | 40 | |
| Toluene | ug/L | 0.50U | 20 | 20 | 23.8 | 23.3 | 118 | 116 | 50-130 | 2 | 40 | |
| trans-1,2-Dichloroethene | ug/L | 0.50U | 20 | 20 | 23.1 | 22.8 | 115 | 114 | 48-142 | 1 | 40 | |
| trans-1,3-Dichloropropene | ug/L | 0.25U | 20 | 20 | 21.4 | 20.7 | 107 | 103 | 45-130 | 3 | 40 | |
| trans-1,4-Dichloro-2-butene | ug/L | 5.0U | 20 | 20 | 18.9 | 17.4 | 95 | 87 | 20-139 | 9 | 40 | |
| Trichloroethene | ug/L | 0.50U | 20 | 20 | 25.1 | 25.3 | 126 | 126 | 42-133 | .6 | 40 | |
| Trichlorofluoromethane | ug/L | 0.50U | 20 | 20 | 29.3 | 29.1 | 146 | 145 | 46-146 | .7 | 40 | |
| Vinyl acetate | ug/L | 1.0U | 20 | 20 | 18.0 | 19.4 | 90 | 97 | 20-165 | 7 | 40 | |
| Vinyl chloride | ug/L | 0.50U | 20 | 20 | 27.0 | 26.7 | 135 | 134 | 57-142 | 1 | 40 | |
| Xylene (Total) | ug/L | 0.50U | 60 | 60 | 71.4 | 69.9 | 119 | 116 | 42-130 | 2 | 40 | |
| 1,2-Dichloroethane-d4 (S) | % | | | | | | 101 | 101 | 86-125 | | | |
| 4-Bromofluorobenzene (S) | % | | | | | | 105 | 103 | 70-114 | | | |
| Dibromofluoromethane (S) | % | | | | | | 103 | 104 | 88-117 | | | |
| Toluene-d8 (S) | % | | | | | | 102 | 102 | 87-113 | | | |

**Pace Analytical Services, Inc.**
8 East Tower Circle
Ormond Beach, FL 32174
(386)672-5668

# QUALITY CONTROL DATA

Project: Tomoka Semi-annual LF
Pace Project No.: 3543012

QC Batch: OEXT/6469 Analysis Method: EPA 8011
QC Batch Method: EPA 8011 Analysis Description: 8011 EDB DBCP
Associated Lab Samples: 3543012001, 3543012002, 3543012003

METHOD BLANK: 292563 Matrix: Water
Associated Lab Samples: 3543012001, 3543012002, 3543012003

| Parameter | Units | Blank Result | Reporting Limit | Analyzed | Qualifiers |
|---|---|---|---|---|---|
| 1,2-Dibromo-3-chloropropane | ug/L | 0.0049U | 0.020 | 11/17/11 16:26 | |
| 1,2-Dibromoethane (EDB) | ug/L | 0.0062U | 0.010 | 11/17/11 16:26 | |

LABORATORY CONTROL SAMPLE: 292564

| Parameter | Units | Spike Conc. | LCS Result | LCS % Rec | % Rec Limits | Qualifiers |
|---|---|---|---|---|---|---|
| 1,2-Dibromo-3-chloropropane | ug/L | .25 | 0.26 | 105 | 60-140 | |
| 1,2-Dibromoethane (EDB) | ug/L | .25 | 0.25 | 102 | 60-140 | |

MATRIX SPIKE & MATRIX SPIKE DUPLICATE: 293143 293144

| Parameter | Units | 3542893006 Result | MS Spike Conc. | MSD Spike Conc. | MS Result | MSD Result | MS % Rec | MSD % Rec | % Rec Limits | RPD | Max RPD | Qual |
|---|---|---|---|---|---|---|---|---|---|---|---|---|
| 1,2-Dibromo-3-chloropropane | ug/L | 0.0049 U | .44 | .44 | 0.48 | 0.51 | 111 | 116 | 60-140 | 5 | 40 | |
| 1,2-Dibromoethane (EDB) | ug/L | 0.0062 U | .44 | .44 | 0.50 | 0.53 | 115 | 121 | 60-140 | 5 | 40 | |

**Pace Analytical Services, Inc.**
8 East Tower Circle
Ormond Beach, FL 32174
(386)672-5668

# QUALITY CONTROL DATA

Project: Tomoka Semi-annual LF
Pace Project No.: 3543012

QC Batch: OEXT/6470 Analysis Method: EPA 8011
QC Batch Method: EPA 8011 Analysis Description: 8011 EDB DBCP
Associated Lab Samples: 3543012004, 3543012005, 3543012006, 3543012007, 3543012008, 3543012009

METHOD BLANK: 292565 Matrix: Water
Associated Lab Samples: 3543012004, 3543012005, 3543012006, 3543012007, 3543012008, 3543012009

| Parameter | Units | Blank Result | Reporting Limit | Analyzed | Qualifiers |
|---|---|---|---|---|---|
| 1,2-Dibromo-3-chloropropane | ug/L | 0.0049U | 0.020 | 11/17/11 23:04 | |
| 1,2-Dibromoethane (EDB) | ug/L | 0.0062U | 0.010 | 11/17/11 23:04 | |

LABORATORY CONTROL SAMPLE: 292566

| Parameter | Units | Spike Conc. | LCS Result | LCS % Rec | % Rec Limits | Qualifiers |
|---|---|---|---|---|---|---|
| 1,2-Dibromo-3-chloropropane | ug/L | .25 | 0.27 | 109 | 60-140 | |
| 1,2-Dibromoethane (EDB) | ug/L | .25 | 0.29 | 117 | 60-140 | |

MATRIX SPIKE & MATRIX SPIKE DUPLICATE: 293192 293193

| Parameter | Units | 3543012004 Result | MS Spike Conc. | MSD Spike Conc. | MS Result | MSD Result | MS % Rec | MSD % Rec | % Rec Limits | RPD | Max RPD | Qual |
|---|---|---|---|---|---|---|---|---|---|---|---|---|
| 1,2-Dibromo-3-chloropropane | ug/L | 0.0051 U | .44 | .44 | 0.55 | 0.58 | 126 | 133 | 60-140 | 6 | 40 | |
| 1,2-Dibromoethane (EDB) | ug/L | 0.0065 U | .44 | .44 | 0.49 | 0.52 | 112 | 118 | 60-140 | 5 | 40 | |

**Pace Analytical Services, Inc.**
8 East Tower Circle
Ormond Beach, FL 32174
(386)672-5668

# QUALITY CONTROL DATA

Project: Tomoka Semi-annual LF
Pace Project No.: 3543012

QC Batch: WET/10922 Analysis Method: SM 2540C
QC Batch Method: SM 2540C Analysis Description: 2540C Total Dissolved Solids
Associated Lab Samples: 3543012001, 3543012002, 3543012003, 3543012004, 3543012005, 3543012006

METHOD BLANK: 291057 Matrix: Water
Associated Lab Samples: 3543012001, 3543012002, 3543012003, 3543012004, 3543012005, 3543012006

| Parameter | Units | Blank Result | Reporting Limit | Analyzed | Qualifiers |
|---|---|---|---|---|---|
| Total Dissolved Solids | mg/L | 5.0U | 5.0 | 11/15/11 10:12 | |

LABORATORY CONTROL SAMPLE: 291058

| Parameter | Units | Spike Conc. | LCS Result | LCS % Rec | % Rec Limits | Qualifiers |
|---|---|---|---|---|---|---|
| Total Dissolved Solids | mg/L | 300 | 279 | 93 | 90-110 | |

SAMPLE DUPLICATE: 291059

| Parameter | Units | 3542958002 Result | Dup Result | RPD | Max RPD | Qualifiers |
|---|---|---|---|---|---|---|
| Total Dissolved Solids | mg/L | 62.0 | 57.0 | 8 | 20 | |

SAMPLE DUPLICATE: 291060

| Parameter | Units | 3542985005 Result | Dup Result | RPD | Max RPD | Qualifiers |
|---|---|---|---|---|---|---|
| Total Dissolved Solids | mg/L | 3250 | 3280 | .9 | 20 | |

**Pace Analytical Services, Inc.**
8 East Tower Circle
Ormond Beach, FL 32174
(386)672-5668

# QUALITY CONTROL DATA

Project: Tomoka Semi-annual LF
Pace Project No.: 3543012

QC Batch: WET/10933 Analysis Method: SM 2540C
QC Batch Method: SM 2540C Analysis Description: 2540C Total Dissolved Solids
Associated Lab Samples: 3543012007, 3543012008, 3543012009

METHOD BLANK: 291957 Matrix: Water
Associated Lab Samples: 3543012007, 3543012008, 3543012009

| Parameter | Units | Blank Result | Reporting Limit | Analyzed | Qualifiers |
|---|---|---|---|---|---|
| Total Dissolved Solids | mg/L | 5.0U | 5.0 | 11/16/11 09:01 | |

LABORATORY CONTROL SAMPLE: 291958

| Parameter | Units | Spike Conc. | LCS Result | LCS % Rec | % Rec Limits | Qualifiers |
|---|---|---|---|---|---|---|
| Total Dissolved Solids | mg/L | 300 | 288 | 96 | 90-110 | |

SAMPLE DUPLICATE: 291959

| Parameter | Units | 3543012007 Result | Dup Result | RPD | Max RPD | Qualifiers |
|---|---|---|---|---|---|---|
| Total Dissolved Solids | mg/L | 804 | 810 | .7 | 20 | |

SAMPLE DUPLICATE: 291960

| Parameter | Units | 3543106007 Result | Dup Result | RPD | Max RPD | Qualifiers |
|---|---|---|---|---|---|---|
| Total Dissolved Solids | mg/L | 834 | 820 | 2 | 20 | |

**Pace Analytical Services, Inc.**
8 East Tower Circle
Ormond Beach, FL 32174
(386)672-5668

# QUALITY CONTROL DATA

Project: Tomoka Semi-annual LF
Pace Project No.: 3543012

QC Batch: WETA/13317 Analysis Method: EPA 300.0
QC Batch Method: EPA 300.0 Analysis Description: 300.0 IC Anions
Associated Lab Samples: 3543012001, 3543012002, 3543012003, 3543012004, 3543012005, 3543012006, 3543012007, 3543012008, 3543012009

METHOD BLANK: 289952 Matrix: Water
Associated Lab Samples: 3543012001, 3543012002, 3543012003, 3543012004, 3543012005, 3543012006, 3543012007, 3543012008, 3543012009

| Parameter | Units | Blank Result | Reporting Limit | Analyzed | Qualifiers |
|---|---|---|---|---|---|
| Nitrate as N | mg/L | 0.025U | 0.050 | 11/11/11 21:33 | |

LABORATORY CONTROL SAMPLE: 289953

| Parameter | Units | Spike Conc. | LCS Result | LCS % Rec | % Rec Limits | Qualifiers |
|---|---|---|---|---|---|---|
| Nitrate as N | mg/L | 5 | 4.7 | 93 | 90-110 | |

MATRIX SPIKE & MATRIX SPIKE DUPLICATE: 289954 289955

| Parameter | Units | 3542999008 Result | MS Spike Conc. | MSD Spike Conc. | MS Result | MSD Result | MS % Rec | MSD % Rec | % Rec Limits | RPD | Max RPD | Qual |
|---|---|---|---|---|---|---|---|---|---|---|---|---|
| Nitrate as N | mg/L | 2.4 | 5 | 5 | 7.4 | 7.4 | 101 | 101 | 90-110 | .01 | 20 | |

MATRIX SPIKE & MATRIX SPIKE DUPLICATE: 289956 289957

| Parameter | Units | 3542999008 Result | MS Spike Conc. | MSD Spike Conc. | MS Result | MSD Result | MS % Rec | MSD % Rec | % Rec Limits | RPD | Max RPD | Qual |
|---|---|---|---|---|---|---|---|---|---|---|---|---|
| Nitrate as N | mg/L | 2.4 | 5 | 5 | 4.7 | 4.7 | 46 | 46 | 90-110 | .05 | 20 | J(M1) |

**Pace Analytical Services, Inc.**
8 East Tower Circle
Ormond Beach, FL 32174
(386)672-5668

# QUALITY CONTROL DATA

Project: Tomoka Semi-annual LF
Pace Project No.: 3543012

QC Batch: WETA/13319 Analysis Method: EPA 300.0
QC Batch Method: EPA 300.0 Analysis Description: 300.0 IC Anions
Associated Lab Samples: 3543012001, 3543012002, 3543012003, 3543012004, 3543012005, 3543012006, 3543012007, 3543012008, 3543012009

METHOD BLANK: 289965 Matrix: Water
Associated Lab Samples: 3543012001, 3543012002, 3543012003, 3543012004, 3543012005, 3543012006, 3543012007, 3543012008, 3543012009

| Parameter | Units | Blank Result | Reporting Limit | Analyzed | Qualifiers |
|---|---|---|---|---|---|
| Chloride | mg/L | 2.5U | 5.0 | 11/11/11 21:33 | |
| Sulfate | mg/L | 2.5U | 5.0 | 11/11/11 21:33 | |

LABORATORY CONTROL SAMPLE: 289966

| Parameter | Units | Spike Conc. | LCS Result | LCS % Rec | % Rec Limits | Qualifiers |
|---|---|---|---|---|---|---|
| Chloride | mg/L | 50 | 47.6 | 95 | 90-110 | |
| Sulfate | mg/L | 50 | 46.2 | 92 | 90-110 | |

MATRIX SPIKE & MATRIX SPIKE DUPLICATE: 289967 289968

| Parameter | Units | 3543012005 Result | MS Spike Conc. | MSD Spike Conc. | MS Result | MSD Result | MS % Rec | MSD % Rec | % Rec Limits | RPD | Max RPD | Qual |
|---|---|---|---|---|---|---|---|---|---|---|---|---|
| Chloride | mg/L | 40.8 | 50 | 50 | 93.6 | 93.6 | 105 | 105 | 90-110 | .03 | 20 | |
| Sulfate | mg/L | 139 | 50 | 50 | 209 | 209 | 141 | 141 | 90-110 | .02 | 20 | |

**Pace Analytical Services, Inc.**
8 East Tower Circle
Ormond Beach, FL 32174
(386)672-5668

# QUALITY CONTROL DATA

Project: Tomoka Semi-annual LF
Pace Project No.: 3543012

QC Batch: WETA/13455 Analysis Method: EPA 350.1
QC Batch Method: EPA 350.1 Analysis Description: 350.1 Ammonia
Associated Lab Samples: 3543012001, 3543012002, 3543012003, 3543012004, 3543012005, 3543012006, 3543012007, 3543012008, 3543012009

METHOD BLANK: 293794 Matrix: Water
Associated Lab Samples: 3543012001, 3543012002, 3543012003, 3543012004, 3543012005, 3543012006, 3543012007, 3543012008, 3543012009

| Parameter | Units | Blank Result | Reporting Limit | Analyzed | Qualifiers |
|---|---|---|---|---|---|
| Nitrogen, Ammonia | mg/L | 0.020U | 0.050 | 11/18/11 09:26 | |

LABORATORY CONTROL SAMPLE: 293795

| Parameter | Units | Spike Conc. | LCS Result | LCS % Rec | % Rec Limits | Qualifiers |
|---|---|---|---|---|---|---|
| Nitrogen, Ammonia | mg/L | 1 | 1.0 | 102 | 90-110 | |

MATRIX SPIKE SAMPLE: 293797

| Parameter | Units | 3543012001 Result | Spike Conc. | MS Result | MS % Rec | % Rec Limits | Qualifiers |
|---|---|---|---|---|---|---|---|
| Nitrogen, Ammonia | mg/L | 0.020U | 1 | 1.0 | 102 | 90-110 | |

SAMPLE DUPLICATE: 293796

| Parameter | Units | 3543012001 Result | Dup Result | RPD | Max RPD | Qualifiers |
|---|---|---|---|---|---|---|
| Nitrogen, Ammonia | mg/L | 0.020U | 0.020U | | 20 | |

**Pace Analytical Services, Inc.**
8 East Tower Circle
Ormond Beach, FL 32174
(386)672-5668

# QUALIFIERS

Project: Tomoka Semi-annual LF
Pace Project No.: 3543012

## DEFINITIONS

DF - Dilution Factor, if reported, represents the factor applied to the reported data due to changes in sample preparation, dilution of the sample aliquot, or moisture content.

ND - Not Detected at or above adjusted reporting limit.

MDL - Adjusted Method Detection Limit.

S - Surrogate

1,2-Diphenylhydrazine (8270 listed analyte) decomposes to Azobenzene.

Consistent with EPA guidelines, unrounded data are displayed and have been used to calculate % recovery and RPD values.

LCS(D) - Laboratory Control Sample (Duplicate)

MS(D) - Matrix Spike (Duplicate)

DUP - Sample Duplicate

RPD - Relative Percent Difference

NC - Not Calculable.

SG - Silica Gel - Clean-Up

U - Indicates the compound was analyzed for, but not detected.

N-Nitrosodiphenylamine decomposes and cannot be separated from Diphenylamine using Method 8270. The result reported for each analyte is a combined concentration.

Pace Analytical is TNI accredited. Contact your Pace PM for the current list of accredited analytes.

## LABORATORIES

| | |
|---|---|
| PASI-O | Pace Analytical Services - Ormond Beach |

## ANALYTE QUALIFIERS

| | |
|---|---|
| I | The reported value is between the laboratory method detection limit and the laboratory practical quantitation limit. |
| J(D6) | Estimated Value. The relative percent difference (RPD) between the sample and sample duplicate exceeded laboratory control limits. |
| J(L0) | Estimated Value. Analyte recovery in the laboratory control sample (LCS) was outside QC limits. |
| J(M1) | Estimated Value. Matrix spike recovery exceeded QC limits. Batch accepted based on laboratory control sample (LCS) recovery. |
| L3 | Analyte recovery in the laboratory control sample (LCS) exceeded QC limits. Analyte presence below reporting limits in associated samples. Results unaffected by high bias. |

**Pace Analytical Services, Inc.**
8 East Tower Circle
Ormond Beach, FL 32174
(386)672-5668

# QUALITY CONTROL DATA CROSS REFERENCE TABLE

Project: Tomoka Semi-annual LF
Pace Project No.: 3543012

| Lab ID | Sample ID | QC Batch Method | QC Batch | Analytical Method | Analytical Batch |
|---|---|---|---|---|---|
| **3543012002** | **B40-1** | | FLD/ | | |
| **3543012003** | **B40-1 DUP** | | FLD/ | | |
| **3543012004** | **B40-2** | | FLD/ | | |
| **3543012005** | **B65** | | FLD/ | | |
| **3543012006** | **B41-2** | | FLD/ | | |
| **3543012007** | **B1-B** | | FLD/ | | |
| **3543012008** | **B42-2** | | FLD/ | | |
| **3543012009** | **B42-1** | | FLD/ | | |
| **3543012001** | **Equipment Blank (11/11/11)** | EPA 8011 | OEXT/6469 | EPA 8011 | GCSV/4731 |
| **3543012002** | **B40-1** | EPA 8011 | OEXT/6469 | EPA 8011 | GCSV/4731 |
| **3543012003** | **B40-1 DUP** | EPA 8011 | OEXT/6469 | EPA 8011 | GCSV/4731 |
| **3543012004** | **B40-2** | EPA 8011 | OEXT/6470 | EPA 8011 | GCSV/4732 |
| **3543012005** | **B65** | EPA 8011 | OEXT/6470 | EPA 8011 | GCSV/4732 |
| **3543012006** | **B41-2** | EPA 8011 | OEXT/6470 | EPA 8011 | GCSV/4732 |
| **3543012007** | **B1-B** | EPA 8011 | OEXT/6470 | EPA 8011 | GCSV/4732 |
| **3543012008** | **B42-2** | EPA 8011 | OEXT/6470 | EPA 8011 | GCSV/4732 |
| **3543012009** | **B42-1** | EPA 8011 | OEXT/6470 | EPA 8011 | GCSV/4732 |
| **3543012001** | **Equipment Blank (11/11/11)** | EPA 3010 | MPRP/6419 | EPA 6010 | ICP/4431 |
| **3543012002** | **B40-1** | EPA 3010 | MPRP/6419 | EPA 6010 | ICP/4431 |
| **3543012003** | **B40-1 DUP** | EPA 3010 | MPRP/6419 | EPA 6010 | ICP/4431 |
| **3543012004** | **B40-2** | EPA 3010 | MPRP/6419 | EPA 6010 | ICP/4431 |
| **3543012005** | **B65** | EPA 3010 | MPRP/6419 | EPA 6010 | ICP/4431 |
| **3543012006** | **B41-2** | EPA 3010 | MPRP/6419 | EPA 6010 | ICP/4431 |
| **3543012007** | **B1-B** | EPA 3010 | MPRP/6419 | EPA 6010 | ICP/4431 |
| **3543012008** | **B42-2** | EPA 3010 | MPRP/6419 | EPA 6010 | ICP/4431 |
| **3543012009** | **B42-1** | EPA 3010 | MPRP/6419 | EPA 6010 | ICP/4431 |
| **3543012001** | **Equipment Blank (11/11/11)** | EPA 3010 | MPRP/6420 | EPA 6020 | ICPM/2847 |
| **3543012002** | **B40-1** | EPA 3010 | MPRP/6420 | EPA 6020 | ICPM/2847 |
| **3543012003** | **B40-1 DUP** | EPA 3010 | MPRP/6420 | EPA 6020 | ICPM/2847 |
| **3543012004** | **B40-2** | EPA 3010 | MPRP/6420 | EPA 6020 | ICPM/2847 |
| **3543012005** | **B65** | EPA 3010 | MPRP/6420 | EPA 6020 | ICPM/2847 |
| **3543012006** | **B41-2** | EPA 3010 | MPRP/6420 | EPA 6020 | ICPM/2847 |
| **3543012007** | **B1-B** | EPA 3010 | MPRP/6420 | EPA 6020 | ICPM/2847 |
| **3543012008** | **B42-2** | EPA 3010 | MPRP/6420 | EPA 6020 | ICPM/2847 |
| **3543012009** | **B42-1** | EPA 3010 | MPRP/6420 | EPA 6020 | ICPM/2847 |
| **3543012001** | **Equipment Blank (11/11/11)** | EPA 7470 | MERP/2258 | EPA 7470 | MERC/2265 |
| **3543012002** | **B40-1** | EPA 7470 | MERP/2258 | EPA 7470 | MERC/2265 |
| **3543012003** | **B40-1 DUP** | EPA 7470 | MERP/2258 | EPA 7470 | MERC/2265 |
| **3543012004** | **B40-2** | EPA 7470 | MERP/2258 | EPA 7470 | MERC/2265 |
| **3543012005** | **B65** | EPA 7470 | MERP/2258 | EPA 7470 | MERC/2265 |
| **3543012006** | **B41-2** | EPA 7470 | MERP/2258 | EPA 7470 | MERC/2265 |
| **3543012007** | **B1-B** | EPA 7470 | MERP/2258 | EPA 7470 | MERC/2265 |
| **3543012008** | **B42-2** | EPA 7470 | MERP/2258 | EPA 7470 | MERC/2265 |
| **3543012009** | **B42-1** | EPA 7470 | MERP/2258 | EPA 7470 | MERC/2265 |
| **3543012001** | **Equipment Blank (11/11/11)** | EPA 8260 | MSV/4173 | | |
| **3543012002** | **B40-1** | EPA 8260 | MSV/4173 | | |

**Pace Analytical Services, Inc.**
8 East Tower Circle
Ormond Beach, FL 32174
(386)672-5668

# QUALITY CONTROL DATA CROSS REFERENCE TABLE

Project: Tomoka Semi-annual LF
Pace Project No.: 3543012

| Lab ID | Sample ID | QC Batch Method | QC Batch | Analytical Method | Analytical Batch |
|---|---|---|---|---|---|
| **3543012003** | **B40-1 DUP** | EPA 8260 | MSV/4173 | | |
| **3543012004** | **B40-2** | EPA 8260 | MSV/4173 | | |
| **3543012005** | **B65** | EPA 8260 | MSV/4173 | | |
| **3543012006** | **B41-2** | EPA 8260 | MSV/4173 | | |
| **3543012007** | **B1-B** | EPA 8260 | MSV/4173 | | |
| **3543012008** | **B42-2** | EPA 8260 | MSV/4150 | | |
| **3543012009** | **B42-1** | EPA 8260 | MSV/4150 | | |
| **3543012010** | **Trip Blank (11/11/11)** | EPA 8260 | MSV/4150 | | |
| **3543012001** | **Equipment Blank (11/11/11)** | SM 2540C | WET/10922 | | |
| **3543012002** | **B40-1** | SM 2540C | WET/10922 | | |
| **3543012003** | **B40-1 DUP** | SM 2540C | WET/10922 | | |
| **3543012004** | **B40-2** | SM 2540C | WET/10922 | | |
| **3543012005** | **B65** | SM 2540C | WET/10922 | | |
| **3543012006** | **B41-2** | SM 2540C | WET/10922 | | |
| **3543012007** | **B1-B** | SM 2540C | WET/10933 | | |
| **3543012008** | **B42-2** | SM 2540C | WET/10933 | | |
| **3543012009** | **B42-1** | SM 2540C | WET/10933 | | |
| **3543012001** | **Equipment Blank (11/11/11)** | EPA 300.0 | WETA/13317 | | |
| **3543012002** | **B40-1** | EPA 300.0 | WETA/13317 | | |
| **3543012003** | **B40-1 DUP** | EPA 300.0 | WETA/13317 | | |
| **3543012004** | **B40-2** | EPA 300.0 | WETA/13317 | | |
| **3543012005** | **B65** | EPA 300.0 | WETA/13317 | | |
| **3543012006** | **B41-2** | EPA 300.0 | WETA/13317 | | |
| **3543012007** | **B1-B** | EPA 300.0 | WETA/13317 | | |
| **3543012008** | **B42-2** | EPA 300.0 | WETA/13317 | | |
| **3543012009** | **B42-1** | EPA 300.0 | WETA/13317 | | |
| **3543012001** | **Equipment Blank (11/11/11)** | EPA 300.0 | WETA/13319 | | |
| **3543012001** | **Equipment Blank (11/11/11)** | EPA 300.0 | WETA/ | | |
| **3543012002** | **B40-1** | EPA 300.0 | WETA/13319 | | |
| **3543012003** | **B40-1 DUP** | EPA 300.0 | WETA/13319 | | |
| **3543012004** | **B40-2** | EPA 300.0 | WETA/13319 | | |
| **3543012005** | **B65** | EPA 300.0 | WETA/13319 | | |
| **3543012006** | **B41-2** | EPA 300.0 | WETA/13319 | | |
| **3543012007** | **B1-B** | EPA 300.0 | WETA/13319 | | |
| **3543012008** | **B42-2** | EPA 300.0 | WETA/13319 | | |
| **3543012008** | **B42-2** | EPA 300.0 | WETA/ | | |
| **3543012009** | **B42-1** | EPA 300.0 | WETA/13319 | | |
| **3543012001** | **Equipment Blank (11/11/11)** | EPA 350.1 | WETA/13455 | | |
| **3543012002** | **B40-1** | EPA 350.1 | WETA/13455 | | |
| **3543012003** | **B40-1 DUP** | EPA 350.1 | WETA/13455 | | |
| **3543012004** | **B40-2** | EPA 350.1 | WETA/13455 | | |
| **3543012005** | **B65** | EPA 350.1 | WETA/13455 | | |
| **3543012006** | **B41-2** | EPA 350.1 | WETA/13455 | | |
| **3543012007** | **B1-B** | EPA 350.1 | WETA/13455 | | |

**Pace Analytical Services, Inc.**
8 East Tower Circle
Ormond Beach, FL 32174
(386)672-5668

# QUALITY CONTROL DATA CROSS REFERENCE TABLE

Project: Tomoka Semi-annual LF
Pace Project No.: 3543012

| Lab ID | Sample ID | QC Batch Method | QC Batch | Analytical Method | Analytical Batch |
|---|---|---|---|---|---|
| **3543012008** | **B42-2** | EPA 350.1 | WETA/13455 | | |
| **3543012009** | **B42-1** | EPA 350.1 | WETA/13455 | | |

Pace Analytical®
www.pacelabs.com

# CHAIN-OF-CUSTODY / Analytical Request Document

The Chain-of-Custody is a LEGAL DOCUMENT. All relevant fields must be completed accurately.

3543012

Page: of

1425249

**Section A** Required Client Information:

Company: Volusia County Solid Waste mgmt
Address: 1990 Tomoka Farms Rd. Daytona Beach, FL 32124
Email To:
Phone: Fax:
Requested Due Date/TAT:

**Section B** Required Project Information:

Report To: Ms. Jennifer Stirk
Copy To:
Purchase Order No.:
Project Name: Tomoka Semi-annual
Project Number:

**Section C** Invoice Information:

Attention:
Company Name:
Address:
Pace Quote Reference:
Pace Project Manager:
Pace Profile #:

**REGULATORY AGENCY**

☐ NPDES ☐ GROUND WATER ☐ DRINKING WATER
☐ UST ☐ RCRA ☐ OTHER

Site Location STATE:

**Section D** Required Client Information

**SAMPLE ID** (A-Z, 0-9 / ,-) Sample IDs MUST BE UNIQUE

Matrix Codes (MATRIX / CODE): Drinking Water DW; Water WT; Waste Water WW; Product P; Soil/Solid SL; Oil OL; Wipe WP; Air AR; Tissue TS; Other OT

Requested Analysis Filtered (Y/N)

| ITEM # | SAMPLE ID | MATRIX CODE (see valid codes to left) | SAMPLE TYPE (G=GRAB C=COMP) | COLLECTED COMPOSITE START DATE | COLLECTED COMPOSITE START TIME | COLLECTED COMPOSITE END/GRAB DATE | COLLECTED COMPOSITE END/GRAB TIME | SAMPLE TEMP AT COLLECTION | # OF CONTAINERS | Unpreserved | $H_2SO_4$ | $HNO_3$ | HCl | NaOH | $Na_2S_2O_3$ | Methanol | Other | Analysis Test (Y/N) Nitrate/chloride/TDS | Ammonia/nitrogen, nit3 | 6010 metals | 8011 EDB | 8260 VOC | Residual Chlorine (Y/N) | Pace Project No./ Lab I.D. |
|---|---|---|---|---|---|---|---|---|---|---|---|---|---|---|---|---|---|---|---|---|---|---|---|---|
| 1 | EQ | GW | G | | | 11-11-11 | 0930 | | 8 | 3 | 1 | 1 | 3 | | | | | | | | | | | |
| 2 | B40-1 | | | | | | 1013 | | | | | | | | | | | | | | | | | |
| 3 | DUP | | | | | | | | | | | | | | | | | | | | | | | |
| 4 | B40-2 | | | | | | 1103 | | | | | | | | | | | | | | | | | |
| 5 | B65 | | | | | | 1152 | | | | | | | | | | | | | | | | | |
| 6 | B41-2 | | | | | | 1243 | | | | | | | | | | | | | | | | | |
| 7 | B1-B | | | | | | 1343 | | | | | | | | | | | | | | | | | |
| 8 | B42-2 | | | | | | 1433 | | | | | | | | | | | | | | | | | |
| 9 | B42-1 | | | | | | 1514 | | | | | | | | | | | | | | | | | |
| 10 | Trip blanks | | | | | | | | 2 | | | | | | | | | | | | | | | |
| 11 | | | | | | | | | | | | | | | | | | | | | | | | |
| 12 | | | | | | | | | | | | | | | | | | | | | | | | |

| ADDITIONAL COMMENTS | RELINQUISHED BY / AFFILIATION | DATE | TIME | ACCEPTED BY / AFFILIATION | DATE | TIME | SAMPLE CONDITIONS | | | |
|---|---|---|---|---|---|---|---|---|---|---|
| | R Higdon | 11-11-11 | 1617 | [illegible] | 11/11/11 | 16:17 | 64 T73 | 4 | | |

ORIGINAL

SAMPLER NAME AND SIGNATURE

PRINT Name of SAMPLER: Roger Higdon

SIGNATURE of SAMPLER: Roger Higdon

DATE Signed (MM/DD/YY): 11/11/11

Temp in °C | Received on Ice (Y/N) | Custody Sealed Cooler (Y/N) | Samples Intact (Y/N)

*Important Note: By signing this form you are accepting Pace's NET 30 day payment terms and agreeing to late charges of 1.5% per month for any invoices not paid within 30 days.

# Pace Analytical Field Sampling Log

| | |
|---|---|
| Site Name: Tomoka Landfill Semi-Annual | Site Location: Volusia County, FL |
| Well #: EQ | Sample ID: / Date: 11 / 11 / 11 |

## PURGING DATA

YSI 2606/2697

| Well Diameter: 2" | Tubing Diameter: 3/8" | Well Screen Interval Depth: Feet to | Static Depth to Water: | Sampling Device: PP |
|---|---|---|---|---|

Well Volume Purge: (Total Well Depth– Static Depth to Water) X Well Capacity= Well Volume

( - ) X 0.16 Gallons/Foot = Gallons

Equipment Volume Purge: Pump Volume + (Tubing Capacity X Tubing Length) + Flow Cell Volume= Equipment Volume

+( X )+ = Gallons

| ~~Initial Pump or Tubing Depth in Well (Feet):~~ | ~~Final Pump or Tubing Depth in Well:~~ | ~~Purging Initiated At:~~ | ~~Purging Ended At:~~ | ~~Total Volume Purged (Gallons):~~ |
|---|---|---|---|---|

| Time | Volume Purged (Gal) | CUMUL Volume Purged (Gal) | Purge Rate (gpm) | Depth to Water (Feet) | pH (Standard Units) | Temp. (°C) | Conductivity (µmhos/cm or µS/cm) | Dissolved Oxygen (circle mg/L or % saturation) | Turbidity (NTUs) | Color (Describe) | Odor (Describe) | ORP |
|---|---|---|---|---|---|---|---|---|---|---|---|---|
| 0930 | | | | | | | | | | | | |
| | | | | | | | | | | | | |
| | | | | | | | | | | | | |
| | | | | | | | | | | | | |
| | | | | | | | | | | | | |
| | | | | | | | | | | | | |
| | | | | | | | | | | | | |
| | | | | | | | | | | | | |
| | | | | | | | | | | | | |
| | | | | | | | | | | | | |

Well Capacity (Gallons Per Foot): 0.75" = 0.02; 1" = 0.04; 1.25" = 0.06; 2" = 0.16; 3" = 0.37; 4" = 0.65; 5" = 1.02; 6" = 1.47; 12" = 5.88
Tubing Inside DIA. Capacity (Gal./Ft.): 1/8" = 0.0006; 3/16" = 0.0014; 1/4" = 0.0026; 5/16" = 0.004; 3/8" = 0.006; 1/2" = 0.010; 5/8" = 0.016

## SAMPLING DATA

| Sampled By (Print) | Sampler(s) Signatures | Sampling Initiated At: | Sampling Ended At: |
|---|---|---|---|
| Roger Higdon / Pace | R. Higdon | 0930 | 0942 |

| Pump or Tubing Depth in Well (Feet): | Sample Pump Flow Rate (mL per minute): 100-200ml | Tubing Material Code: PE | Field Decontamination: [Yes] [No] | Field-Filtered: [Yes] [No] Filter Size: µm | Duplicate: [Yes] [No] |
|---|---|---|---|---|---|

| Sample ID Code | # Containers | Material Code | Volume | Preservative Used | Total Volume Added in Field (mL) | Final pH | Intended Analysis and/or Method | Sampling Equipment Code |
|---|---|---|---|---|---|---|---|---|
| | | | | | | | | |
| | | | | | | | | |
| | | | | | | | | |
| | | | | | | | | |
| | | | | | | | | |
| | | | | | | | | |

**Weather Conditions**
[✓] Sunny
[ ] Partly Cloudy
[ ] Cloudy
Temperature: 70°
Rain: [Yes] [No]
Wind Speed: 0
Wind Direction:

[ ] **Surface Water** Taken From:
Total Depth:_____ [ ] Shore [ ] Surface
Type: [ ] Lake [ ] Stream [ ] Boat [ ] Mid-Depth
[ ] River [ ] Other _____ [ ] Bridge [ ] Bottom
[ ] Wading [ ] Other

[ ] **Waste Water:** Start Time _____ Finish Time _____
Sampling Point:_____ Volume:_____
[ ] Composite [ ] Grab
mL per: [ ] Hour [ ] ½ Hour [ ]

[ ] Soils/Sediment Sampling Point: Sample Depth: [ ] Composite [ ] Grab

[ ] Drum Waste Type: Layers [Yes] [No] [ ] Composite [ ] Grab

[ ] Other: Sampling Point: Sample Depth: [ ] Composite [ ] Grab

**Discharged Method** [✓] **Ground** [ ] **Barrel** **On Ice @** 0943 **Bottles Preserved <2pH**

Field Notes:

**See Work Order/Bottle Order**

# Pace Analytical Field Sampling Log

| | |
|---|---|
| Site Name: Tomoka Landfill Semi-Annual | Site Location: Volusia County, FL |
| Well #: B401/DUP | Sample ID: |
| | Date: 11/11/11 |

## PURGING DATA

YSI 2606/2697

| Well Diameter: 2" | Tubing Diameter: 3/8" | Well Screen Interval Depth: Feet to | Static Depth to Water: 6.98 | Sampling Device: PP |
|---|---|---|---|---|

Well Volume Purge: (Total Well Depth– Static Depth to Water) X Well Capacity= Well Volume

(29.55 - 6.98 ) X 0.16 Gallons/Foot = 3.6112 Gallons

Equipment Volume Purge: Pump Volume + (Tubing Capacity X Tubing Length) + Flow Cell Volume= Equipment Volume

+( X )+ = Gallons

| Initial Pump or Tubing Depth in Well (Feet): 12 | Final Pump or Tubing Depth in Well: 14 | Purging Initiated At: 0945 | Purging Ended At: 1012 | Total Volume Purged (Gallons): 6.75 |
|---|---|---|---|---|

| Time | Volume Purged (Gal) | CUMUL Volume Purged (Gal) | Purge Rate (gpm) | Depth to Water (Feet) | pH (Standard Units) | Temp. (°C) | Conductivity (µmhos/cm or µS/cm) | Dissolved Oxygen (circle mg/L or % saturation) | Turbidity (NTUs) | Color (Describe) | Odor (Describe) | ORP |
|---|---|---|---|---|---|---|---|---|---|---|---|---|
| 1000 | 3.75 | 3.75 | .25 | 12.44 | 5.40 | 21.50 | 485 | 2.58 | 1.09 | NO | NO | 57.0 |
| 1004 | 1.0 | 4.75 | ↓ | 13.10 | 5.45 | 21.56 | 506 | 2.65 | 0.22 | ↓ | ↓ | 51.1 |
| 1008 | 1.0 | 5.75 | ↓ | 13.32 | 5.45 | 21.68 | 514 | 1.54 | 0.65 | ↓ | ↓ | 50.3 |
| 1012 | 1.0 | 6.75 | ↓ | 12.40 | 5.44 | 21.72 | 520 | 1.08 | 0.14 | ↓ | ↓ | 47.5 |

Well Capacity (Gallons Per Foot): 0.75" = 0.02; 1" = 0.04; 1.25" = 0.06; 2" = 0.16; 3" = 0.37; 4" = 0.65; 5" = 1.02; 6" = 1.47; 12" = 5.88
Tubing Inside DIA. Capacity (Gal./Ft.): 1/8" = 0.0006; 3/16" = 0.0014; 1/4" = 0.0026; 5/16" = 0.004; 3/8" = 0.006; 1/2" = 0.010; 5/8" = 0.016

## SAMPLING DATA

| Sampled By (Print) | Sampler(s) Signatures | Sampling Initiated At: | Sampling Ended At: |
|---|---|---|---|
| Roger Higdon / Pace | R Higdon | 1013 | 1033 |

| Pump or Tubing Depth in Well (Feet): | Sample Pump Flow Rate (mL per minute): | Tubing Material Code: | Field Decontamination: | Field-Filtered: | Duplicate: |
|---|---|---|---|---|---|
| 14 | 100-200ml | PE | [Yes] [No] | [Yes] [No] Filter Size: µm | [Yes] [No] |

| Sample ID Code | # Containers | Material Code | Volume | Preservative Used | Total Volume Added in Field (mL) | Final pH | Intended Analysis and/or Method | Sampling Equipment Code |
|---|---|---|---|---|---|---|---|---|
| | | | | | | | | |

**Weather Conditions**
[✓] Sunny
[ ] Partly Cloudy
[ ] Cloudy
Temperature: 70°
Rain: [Yes] [No]
Wind Speed: 0-5
Wind Direction: SE

[ ] **Surface Water** Taken From:
Total Depth:_____ [ ] Shore [ ] Surface
Type: [ ] Lake [ ] Stream [ ] Boat [ ] Mid-Depth
[ ] River [ ] Other _____ [ ] Bridge [ ] Bottom
[ ] Wading [ ] Other

[ ] **Waste Water:** Start Time _____ Finish Time _____
Sampling Point:_____ Volume:_____
[ ] Composite [ ] Grab
mL per: [ ] Hour [ ] ½ Hour [ ]

[ ] Soils/Sediment Sampling Point: Sample Depth: [ ] Composite [ ] Grab

[ ] Drum Waste Type: Layers [Yes] [No] [ ] Composite [ ] Grab

[ ] Other: Sampling Point: Sample Depth: [ ] Composite [ ] Grab

**Discharged Method** [✓] **Ground** [ ] **Barrel** **On Ice @** 1034 **Bottles Preserved <2pH**

Field Notes:

**See Work Order/Bottle Order**

# Pace Analytical Field Sampling Log

| | |
|---|---|
| Site Name: Tomoka Landfill Semi-Annual | Site Location: Volusia County, FL |
| Well #: B40-2 | Sample ID: / Date: 11/11/11 |

## PURGING DATA

YST 2606/2697

| Well Diameter: 2" | Tubing Diameter: 3/8" | Well Screen Interval Depth: Feet to | Static Depth to Water: 4.80 | Sampling Device: PP |
|---|---|---|---|---|

Well Volume Purge: (Total Well Depth– Static Depth to Water) X Well Capacity= Well Volume

( 17.40 - 4.80 ) X 0.16 Gallons/Foot = 2.016 Gallons

Equipment Volume Purge: Pump Volume + (Tubing Capacity X Tubing Length) + Flow Cell Volume= Equipment Volume

+( X )+ = Gallons

| Initial Pump or Tubing Depth in Well (Feet): 10 | Final Pump or Tubing Depth in Well: 10 | Purging Initiated At: 1040 | Purging Ended At: 1101 | Total Volume Purged (Gallons): 5.25 |
|---|---|---|---|---|

| Time | Volume Purged (Gal) | CUMUL Volume Purged (Gal) | Purge Rate (gpm) | Depth to Water (Feet) | pH (Standard Units) | Temp. (°C) | Conductivity (µmhos/cm or µS/cm) | Dissolved Oxygen (circle mg/L or % saturation) | Turbidity (NTUs) | Color (Describe) | Odor (Describe) | ORP |
|---|---|---|---|---|---|---|---|---|---|---|---|---|
| 1049 | 2.25 | 2.25 | .25 | 5.68 | 6.03 | 21.77 | 7.09 | 0.68 | 1.81 | NO | NO | 88.1 |
| 1052 | .75 | 3.0 | | 5.72 | 6.01 | 21.97 | 717 | 0.43 | 1.65 | | | 87.6 |
| 1055 | .75 | 3.75 | | 5.70 | 6.01 | 22.01 | 723 | 0.37 | 1.65 | | | 77.8 |
| 1058 | .75 | 4.50 | | | 6.01 | 22.09 | 723 | 0.33 | 1.46 | | | 62.2 |
| 1101 | .75 | 5.25 | | | 6.01 | 22.10 | 723 | 0.30 | 1.28 | | | 59.8 |

Well Capacity (Gallons Per Foot): 0.75" = 0.02; 1" = 0.04; 1.25" = 0.06; 2" = 0.16; 3" = 0.37; 4" = 0.65; 5" = 1.02; 6" = 1.47; 12" = 5.88
Tubing Inside DIA. Capacity (Gal./Ft.): 1/8" = 0.0006; 3/16" = 0.0014; 1/4" = 0.0026; 5/16" = 0.004; 3/8" = 0.006; 1/2" = 0.010; 5/8" = 0.016

## SAMPLING DATA

| Sampled By (Print) | Sampler(s) Signatures | Sampling Initiated At: | Sampling Ended At: |
|---|---|---|---|
| Roger Higdon / Pace | R Higdon | 1102 | 1112 |

| Pump or Tubing Depth in Well (Feet): | Sample Pump Flow Rate (mL per minute): | Tubing Material Code: | Field Decontamination: | Field-Filtered: | Duplicate: |
|---|---|---|---|---|---|
| 10 | 100-200ml | PE | [Yes] [No] | [Yes] [No] Filter Size: ___ µm | [Yes] [No] |

| Sample ID Code | # Containers | Material Code | Volume | Preservative Used | Total Volume Added in Field (mL) | Final pH | Intended Analysis and/or Method | Sampling Equipment Code |
|---|---|---|---|---|---|---|---|---|
| | | | | | | | | |

**Weather Conditions**
[✓] Sunny
[ ] Partly Cloudy
[ ] Cloudy
Temperature: 70°
Rain: [Yes] [No]
Wind Speed: 0-5
Wind Direction: SE

[ ] **Surface Water** Taken From:
Total Depth:_____ [ ] Shore [ ] Surface
Type: [ ] Lake [ ] Stream [ ] Boat [ ] Mid-Depth
[ ] River [ ] Other _____ [ ] Bridge [ ] Bottom
[ ] Wading [ ] Other

[ ] **Waste Water:** Start Time _____ Finish Time _____
Sampling Point:_____ Volume:_____
[ ] Composite [ ] Grab
mL per: [ ] Hour [ ] ½ Hour [ ]

[ ] Soils/Sediment Sampling Point: Sample Depth: [ ] Composite [ ] Grab

[ ] Drum Waste Type: Layers [Yes] [No] [ ] Composite [ ] Grab

[ ] Other: Sampling Point: Sample Depth: [ ] Composite [ ] Grab

**Discharged Method** [✓] **Ground** [ ] **Barrel** **On Ice @** 1113 **Bottles Preserved <2pH**

Field Notes:

**See Work Order/Bottle Order**

:\Field\Field Sheets

# Pace Analytical Field Sampling Log

| | |
|---|---|
| Site Name: Tomoka Landfill Semi-Annual | Site Location: Volusia County, FL |
| Well #: B65 | Sample ID: / Date: 11/11/11 |

## PURGING DATA

*YSI 2606/2697*

| Well Diameter: 2" | Tubing Diameter: 3/8" | Well Screen Interval Depth: Feet to | Static Depth to Water: 5.10 | Sampling Device: PP |
|---|---|---|---|---|

Well Volume Purge: (Total Well Depth– Static Depth to Water) X Well Capacity= Well Volume

( 17.76 - 5.10 ) X 0.16 Gallons/Foot = 2.0256 Gallons

Equipment Volume Purge: Pump Volume + (Tubing Capacity X Tubing Length) + Flow Cell Volume= Equipment Volume

+( X )+ = Gallons

| Initial Pump or Tubing Depth in Well (Feet): 11 | Final Pump or Tubing Depth in Well: 11 | Purging Initiated At: 1136 | Purging Ended At: | Total Volume Purged (Gallons): |
|---|---|---|---|---|

| Time | Volume Purged (Gal) | CUMUL Volume Purged (Gal) | Purge Rate (gpm) | Depth to Water (Feet) | pH (Standard Units) | Temp. (°C) | Conductivity (µmhos/cm or µS/cm) | Dissolved Oxygen (circle mg/L or % saturation) | Turbidity (NTUs) | Color (Describe) | Odor (Describe) | ORP |
|---|---|---|---|---|---|---|---|---|---|---|---|---|
| 1145 | 2.25 | 2.25 | .25 | 5.48 | 5.96 | 21.19 | 626 | 0.33 | 1.40 | NONE | NONE | 9.0 |
| 1145 | .75 | 3.0 | ↓ | ↓ | 5.96 | 21.22 | 627 | 0.27 | 2.32 | ↓ | ↓ | 5.5 |
| 1151 | .75 | 3.75 | ↓ | ↓ | 5.96 | 21.21 | 627 | 0.22 | 1.73 | ↓ | ↓ | 3.7 |
| | | | | | | | | | | | | |
| | | | | | | | | | | | | |
| | | | | | | | | | | | | |
| | | | | | | | | | | | | |
| | | | | | | | | | | | | |
| | | | | | | | | | | | | |
| | | | | | | | | | | | | |
| | | | | | | | | | | | | |

Well Capacity (Gallons Per Foot): 0.75" = 0.02; 1" = 0.04; 1.25" = 0.06; 2" = 0.16; 3" = 0.37; 4" = 0.65; 5" = 1.02; 6" = 1.47; 12" = 5.88
Tubing Inside DIA. Capacity (Gal./Ft.): 1/8" = 0.0006; 3/16" = 0.0014; 1/4" = 0.0026; 5/16" = 0.004; 3/8" = 0.006; 1/2" = 0.010; 5/8" = 0.016

## SAMPLING DATA

| Sampled By (Print) | Sampler(s) Signatures | Sampling Initiated At: | Sampling Ended At: |
|---|---|---|---|
| Roger Higdon / Pace | [signature] | 1152 | 1202 |

| Pump or Tubing Depth in Well (Feet): | Sample Pump Flow Rate (mL per minute): | Tubing Material Code: | Field Decontamination: | Field-Filtered: | Duplicate: |
|---|---|---|---|---|---|
| 11 | 100-200ml | PE | [Yes] [No] | [Yes] [No] Filter Size: µm | [Yes] [No] |

| Sample ID Code | # Containers | Material Code | Volume | Preservative Used | Total Volume Added in Field (mL) | Final pH | Intended Analysis and/or Method | Sampling Equipment Code |
|---|---|---|---|---|---|---|---|---|
| | | | | | | | | |
| | | | | | | | | |
| | | | | | | | | |
| | | | | | | | | |
| | | | | | | | | |
| | | | | | | | | |

**Weather Conditions**
[✓] Sunny
[ ] Partly Cloudy
[ ] Cloudy
Temperature: 71°
Rain: [Yes] [No]
Wind Speed: 05
Wind Direction: SE

[ ] **Surface Water** Taken From: [ ] Shore [ ] Surface [ ] Boat [ ] Mid-Depth [ ] Bridge [ ] Bottom [ ] Wading [ ] Other
Total Depth:_____
Type: [ ] Lake [ ] Stream [ ] River [ ] Other _____

[ ] **Waste Water:** Start Time _____ Finish Time _____
Sampling Point:_____ Volume:_____
[ ] Composite [ ] Grab
mL per: [ ] Hour [ ] ½ Hour [ ]

[ ] Soils/Sediment Sampling Point: Sample Depth: [ ] Composite [ ] Grab

[ ] Drum Waste Type: Layers [Yes] [No] [ ] Composite [ ] Grab

[ ] Other: Sampling Point: Sample Depth: [ ] Composite [ ] Grab

**Discharged Method** [✓] **Ground** [ ] **Barrel** **On Ice @** 1203 **Bottles Preserved <2pH**

Field Notes:

**See Work Order/Bottle Order**

# Pace Analytical Field Sampling Log

| | |
|---|---|
| Site Name: Tomoka Landfill Semi-Annual | Site Location: Volusia County, FL |
| Well #: B41-2 | Sample ID: |
| | Date: 11/1/11 |

## PURGING DATA

YSI 2606/2697

| Well Diameter: 2" | Tubing Diameter: 3/8" | Well Screen Interval Depth: Feet to | Static Depth to Water: 6.32 | Sampling Device: PP |
|---|---|---|---|---|

Well Volume Purge: (Total Well Depth– Static Depth to Water) X Well Capacity= Well Volume

(17.78 - 6.32 ) X 0.16 Gallons/Foot = 1.8336 Gallons

Equipment Volume Purge: Pump Volume + (Tubing Capacity X Tubing Length) + Flow Cell Volume= Equipment Volume

+( X )+ = Gallons

| Initial Pump or Tubing Depth in Well (Feet): 11 | Final Pump or Tubing Depth in Well: 11 | Purging Initiated At: 1230 | Purging Ended At: 1242 | Total Volume Purged (Gallons): 3.0 |
|---|---|---|---|---|

| Time | Volume Purged (Gal) | CUMUL Volume Purged (Gal) | Purge Rate (gpm) | Depth to Water (Feet) | pH (Standard Units) | Temp. (°C) | Conductivity (µmhos/cm or µS/cm) | Dissolved Oxygen (circle mg/L or % saturation) | Turbidity (NTUs) | Color (Describe) | Odor (Describe) | ORP |
|---|---|---|---|---|---|---|---|---|---|---|---|---|
| 1238 | 2.0 | 2.0 | .25 | 6.68 | 6.69 | 21.08 | 961 | 0.38 | 1.36 | BROWN | NO | -50.7 |
| 1240 | .50 | 2.5 | | | 6.69 | 21.10 | 963 | 0.33 | 1.27 | | | -54.0 |
| 1242 | .50 | 3.0 | | | 6.69 | 21.08 | 967 | 0.32 | 1.03 | | | -57.0 |

Well Capacity (Gallons Per Foot): 0.75" = 0.02; 1" = 0.04; 1.25" = 0.06; 2" = 0.16; 3" = 0.37; 4" = 0.65; 5" = 1.02; 6" = 1.47; 12" = 5.88
Tubing Inside DIA. Capacity (Gal./Ft.): 1/8" = 0.0006; 3/16" = 0.0014; 1/4" = 0.0026; 5/16" = 0.004; 3/8" = 0.006; 1/2" = 0.010; 5/8" = 0.016

## SAMPLING DATA

| Sampled By (Print) | Sampler(s) Signatures | Sampling Initiated At: | Sampling Ended At: |
|---|---|---|---|
| Roger Higdon / Pace | R. Higdon | 1243 | 1253 |

| Pump or Tubing Depth in Well (Feet): | Sample Pump Flow Rate (mL per minute): | Tubing Material Code: | Field Decontamination: | Field-Filtered: | Duplicate: |
|---|---|---|---|---|---|
| 11 | 100-200ml | PE | [Yes] [No] | [Yes] [No] Filter Size: ___ µm | [Yes] [No] |

| Sample ID Code | # Containers | Material Code | Volume | Preservative Used | Total Volume Added in Field (mL) | Final pH | Intended Analysis and/or Method | Sampling Equipment Code |
|---|---|---|---|---|---|---|---|---|
| | | | | | | | | |

**Weather Conditions**
[✓] Sunny
[ ] Partly Cloudy
[ ] Cloudy
Temperature: 72°
Rain: [Yes] [No]
Wind Speed: 5-8
Wind Direction: SE

[ ] **Surface Water** Taken From:
Total Depth:_____
Type: [ ] Lake [ ] Stream [ ] River [ ] Other _____
[ ] Shore [ ] Surface [ ] Boat [ ] Mid-Depth [ ] Bridge [ ] Bottom [ ] Wading [ ] Other

[ ] **Waste Water:** Start Time _____ Finish Time _____
Sampling Point:_____ Volume:_____
[ ] Composite [ ] Grab
mL per: [ ] Hour [ ] ½ Hour [ ]

[ ] Soils/Sediment Sampling Point: Sample Depth: [ ] Composite [ ] Grab

[ ] Drum Waste Type: Layers [Yes] [No] [ ] Composite [ ] Grab

[ ] Other: Sampling Point: Sample Depth: [ ] Composite [ ] Grab

**Discharged Method** [✓] **Ground** [ ] **Barrel** **On Ice @** 1254 **Bottles Preserved <2pH**

Field Notes:

**See Work Order/Bottle Order**

# Pace Analytical Field Sampling Log

| Site Name: Tomoka Landfill Semi-Annual | Site Location: Volusia County, FL | |
|---|---|---|
| Well #: B1-B | Sample ID: | Date: 11/1/11 |

## PURGING DATA

YSI 2606/2697

| Well Diameter: 2" | Tubing Diameter: 3/8" | Well Screen Interval Depth: Feet to | Static Depth to Water: 9.59 | Sampling Device: PP |
|---|---|---|---|---|

Well Volume Purge: (Total Well Depth– Static Depth to Water) X Well Capacity= Well Volume

(35.80 - 9.59 ) X 0.16 Gallons/Foot = 4.1936 Gallons

Equipment Volume Purge: Pump Volume + (Tubing Capacity X Tubing Length) + Flow Cell Volume= Equipment Volume

+( X )+ = Gallons

| Initial Pump or Tubing Depth in Well (Feet): 15 | Final Pump or Tubing Depth in Well: 15 | Purging Initiated At: 1305 | Purging Ended At: 1342 | Total Volume Purged (Gallons): 9.25 |
|---|---|---|---|---|

| Time | Volume Purged (Gal) | CUMUL Volume Purged (Gal) | Purge Rate (gpm) | Depth to Water (Feet) | pH (Standard Units) | Temp. (°C) | Conductivity (µmhos/cm or mS/cm) | Dissolved Oxygen (circle mg/L or % saturation) | Turbidity (NTUs) | Color (Describe) | Odor (Describe) | ORP |
|---|---|---|---|---|---|---|---|---|---|---|---|---|
| 1322 | 4.25 | 4.25 | .25 | 10.80 | 6.64 | 22.05 | 900 | 0.40 | 2.46 | NO | NO | -37.5 |
| 1327 | 1.25 | 5.50 | | | 6.64 | 22.05 | 900 | 0.29 | 2.47 | | | -34.8 |
| 1332 | 1.25 | 6.75 | | | 6.47 | 22.09 | 1267 | 0.27 | 2.10 | | | -34.1 |
| 1337 | 1.25 | 8.0 | | 10.04 | 6.30 | 22.12 | 1302 | 0.26 | 0.91 | | | -37.5 |
| 1342 | 1.25 | 9.25 | | | 6.30 | 22.12 | 1326 | 0.26 | 0.79 | | | -38.3 |

Well Capacity (Gallons Per Foot): 0.75" = 0.02; 1" = 0.04; 1.25" = 0.06; 2" = 0.16; 3" = 0.37; 4" = 0.65; 5" = 1.02; 6" = 1.47; 12" = 5.88
Tubing Inside DIA. Capacity (Gal./Ft.): 1/8" = 0.0006; 3/16" = 0.0014; 1/4" = 0.0026; 5/16" = 0.004; 3/8" = 0.006; 1/2" = 0.010; 5/8" = 0.016

## SAMPLING DATA

| Sampled By (Print) | Sampler(s) Signatures | Sampling Initiated At: | Sampling Ended At: |
|---|---|---|---|
| Roger Higdon / Pace | R. Higdon | 1343 | 1353 |

| Pump or Tubing Depth in Well (Feet): | Sample Pump Flow Rate (mL per minute): | Tubing Material Code: | Field Decontamination: | Field Filtered: | Duplicate: |
|---|---|---|---|---|---|
| 15 | 100-200ml | PE | [Yes] [No] | [Yes] [No] Filter Size: µm | [Yes] [No] |

| Sample ID Code | # Containers | Material Code | Volume | Preservative Used | Total Volume Added in Field (mL) | Final pH | Intended Analysis and/or Method | Sampling Equipment Code |
|---|---|---|---|---|---|---|---|---|
| | | | | | | | | |

**Weather Conditions**
[✓] Sunny
[ ] Partly Cloudy
[ ] Cloudy
Temperature: 70°
Rain: [Yes] [No]
Wind Speed: 0-5
Wind Direction: SE

[ ] **Surface Water** Taken From: [ ] Shore [ ] Surface [ ] Boat [ ] Mid-Depth [ ] Bridge [ ] Bottom [ ] Wading [ ] Other
Total Depth:_____
Type: [ ] Lake [ ] Stream [ ] River [ ] Other _____

[ ] **Waste Water:** Start Time _____ Finish Time _____
Sampling Point:_____ Volume:_____
[ ] Composite [ ] Grab
mL per: [ ] Hour [ ] ½ Hour [ ]

[ ] Soils/Sediment Sampling Point: Sample Depth: [ ] Composite [ ] Grab

[ ] Drum Waste Type: Layers [Yes] [No] [ ] Composite [ ] Grab

[ ] Other: Sampling Point: Sample Depth: [ ] Composite [ ] Grab

**Discharged Method** [✓] **Ground** [ ] **Barrel** **On Ice @** 1354 **Bottles Preserved <2pH**

Field Notes:

**See Work Order/Bottle Order**

# Pace Analytical Field Sampling Log

| | |
|---|---|
| Site Name: Tomoka Landfill Semi-Annual | Site Location: Volusia County, FL |
| Well #: B42-2 | Sample ID: |
| | Date: 11 / 11 / 11 |

## PURGING DATA

YSI 2606/2697

| Well Diameter: 2" | Tubing Diameter: 3/8" | Well Screen Interval Depth: Feet to | Static Depth to Water: 5.43 | Sampling Device: PP |
|---|---|---|---|---|

Well Volume Purge: (Total Well Depth– Static Depth to Water) X Well Capacity= Well Volume

( 17.78 - 5.43 ) X 0.16 Gallons/Foot = 1.976 Gallons

Equipment Volume Purge: Pump Volume + (Tubing Capacity X Tubing Length) + Flow Cell Volume= Equipment Volume

+( X )+ = Gallons

| Initial Pump or Tubing Depth in Well (Feet): 11 | Final Pump or Tubing Depth in Well: 11 | Purging Initiated At: 1420 | Purging Ended At: 1432 | Total Volume Purged (Gallons): 3.0 |
|---|---|---|---|---|

| Time | Volume Purged (Gal) | CUMUL Volume Purged (Gal) | Purge Rate (gpm) | Depth to Water (Feet) | pH (Standard Units) | Temp. (°C) | Conductivity (µmhos/cm or µS/cm) | Dissolved Oxygen (circle mg/L or % saturation) | Turbidity (NTUs) | Color (Describe) | Odor (Describe) | ORP |
|---|---|---|---|---|---|---|---|---|---|---|---|---|
| 1428 | 2.0 | 2.0 | .25 | 6.49 | 6.06 | 22.07 | 412 | 0.49 | 7.17 | no | no | 99.9 |
| 1430 | .50 | 2.5 | | | 6.07 | 22.06 | 417 | 0.34 | 6.78 | | | 96.5 |
| 1432 | .50 | 3.0 | | | 6.06 | 22.15 | 422 | 0.36 | 6.88 | | | 95.1 |

Well Capacity (Gallons Per Foot): 0.75" = 0.02; 1" = 0.04; 1.25" = 0.06; 2" = 0.16; 3" = 0.37; 4" = 0.66; 5" = 1.02; 6" = 1.47; 12" = 5.88
Tubing Inside DIA. Capacity (Gal./Ft.): 1/8" = 0.0006; 3/16" = 0.0014; 1/4" = 0.0026; 5/16" = 0.004; 3/8" = 0.006; 1/2" = 0.010; 5/8" = 0.016

## SAMPLING DATA

| Sampled By (Print) | Sampler(s) Signatures | Sampling Initiated At: | Sampling Ended At: |
|---|---|---|---|
| Roger Higdon / Pace | R. Higdon | 1433 | 1443 |

| Pump or Tubing Depth in Well (Feet): | Sample Pump Flow Rate (mL per minute): | Tubing Material Code: | Field Decontamination: | Field-Filtered: | Duplicate: |
|---|---|---|---|---|---|
| 11 | 100-200ml | PE | [Yes] [No] | [Yes] [No] Filter Size: µm | [Yes] [No] |

| Sample ID Code | # Containers | Material Code | Volume | Preservative Used | Total Volume Added in Field (mL) | Final pH | Intended Analysis and/or Method | Sampling Equipment Code |
|---|---|---|---|---|---|---|---|---|
| | | | | | | | | |

**Weather Conditions**
[✓] Sunny
[ ] Partly Cloudy
[ ] Cloudy
Temperature: 78°
Rain: [Yes] [No]
Wind Speed: 3-5
Wind Direction: SE

[ ] **Surface Water** Taken From: [ ] Shore [ ] Surface [ ] Boat [ ] Mid-Depth [ ] Bridge [ ] Bottom [ ] Wading [ ] Other
Total Depth:_____
Type: [ ] Lake [ ] Stream [ ] River [ ] Other _____

[ ] **Waste Water**: Start Time _____ Finish Time _____
Sampling Point:_____ Volume:_____
[ ] Composite [ ] Grab
mL per: [ ] Hour [ ] ½ Hour [ ]

[ ] Soils/Sediment Sampling Point: Sample Depth: [ ] Composite [ ] Grab

[ ] Drum Waste Type: Layers [Yes] [No] [ ] Composite [ ] Grab

[ ] Other: Sampling Point: Sample Depth: [ ] Composite [ ] Grab

**Discharged Method** [✓] **Ground** [ ] **Barrel** **On Ice @** 1444 **Bottles Preserved <2pH**

Field Notes:

**See Work Order/Bottle Order**

:\Field\Field Sheets

# Pace Analytical Field Sampling Log

| | |
|---|---|
| Site Name: Tomoka Landfill Semi-Annual | Site Location: Volusia County, FL |
| Well #: B42-1 | Sample ID: / Date: 11 / 11 / 11 |

## PURGING DATA

YSI 2606/2697

| Well Diameter: 2" | Tubing Diameter: 3/8" | Well Screen Interval Depth: Feet to | Static Depth to Water: 9.27 | Sampling Device: PP |
|---|---|---|---|---|

Well Volume Purge: (Total Well Depth– Static Depth to Water) X Well Capacity= Well Volume

(31.60 - 9.27 ) X 0.16 Gallons/Foot = 3.5728 Gallons

Equipment Volume Purge: Pump Volume + (Tubing Capacity X Tubing Length) + Flow Cell Volume= Equipment Volume

+( X )+ = Gallons

| Initial Pump or Tubing Depth in Well (Feet): 15 | Final Pump or Tubing Depth in Well: 15 | Purging Initiated At: 1450 | Purging Ended At: 1513 | Total Volume Purged (Gallons): 4.75 |
|---|---|---|---|---|

| Time | Volume Purged (Gal) | CUMUL Volume Purged (Gal) | Purge Rate (gpm) | Depth to Water (Feet) | pH (Standard Units) | Temp. (°C) | Conductivity (µmhos/cm or µS/cm) | Dissolved Oxygen (circle mg/L or % saturation) | Turbidity (NTUs) | Color (Describe) | Odor (Describe) | ORP |
|---|---|---|---|---|---|---|---|---|---|---|---|---|
| 1505 | 3.75 | 3.75 | .25 | 11.10 | 5.75 | 22.14 | 975 | 0.24 | 0.45 | NO | NO | 37.7 |
| 1509 | 1.0 | 4.75 | | | 5.74 | 22.05 | 984 | 0.24 | 0.44 | | | 35.4 |
| 1513 | 1.0 | 4.75 | | | 5.74 | 22.04 | 985 | 0.22 | 0.39 | | | 35.9 |
| | | | | | | | | | | | | |
| | | | | | | | | | | | | |
| | | | | | | | | | | | | |
| | | | | | | | | | | | | |
| | | | | | | | | | | | | |
| | | | | | | | | | | | | |
| | | | | | | | | | | | | |

Well Capacity (Gallons Per Foot): 0.75" = 0.02; 1" = 0.04; 1.25" = 0.06; 2" = 0.16; 3" = 0.37; 4" = 0.65; 5" = 1.02; 6" = 1.47; 12" = 5.88
Tubing Inside DIA. Capacity (Gal./Ft.): 1/8" = 0.0006; 3/16" = 0.0014; 1/4" = 0.0026; 5/16" = 0.004; 3/8" = 0.006; 1/2" = 0.010; 5/8" = 0.016

## SAMPLING DATA

| Sampled By (Print) | Sampler(s) Signatures | Sampling Initiated At: | Sampling Ended At: |
|---|---|---|---|
| Roger Higdon / Pace | R Higdon | 1514 | 1524 |

| Pump or Tubing Depth in Well (Feet): | Sample Pump Flow Rate (mL per minute): | Tubing Material Code: | Field Decontamination: | Field-Filtered: | Duplicate: |
|---|---|---|---|---|---|
| 15 | 100-200ml | PE | [Yes] [No] | [Yes] [No] Filter Size: µm | [Yes] [No] |

| Sample ID Code | # Containers | Material Code | Volume | Preservative Used | Total Volume Added in Field (mL) | Final pH | Intended Analysis and/or Method | Sampling Equipment Code |
|---|---|---|---|---|---|---|---|---|
| | | | | | | | | |
| | | | | | | | | |
| | | | | | | | | |
| | | | | | | | | |
| | | | | | | | | |

**Weather Conditions**
[✓] Sunny
[ ] Partly Cloudy
[ ] Cloudy
Temperature: 70°
Rain: [Yes] [No]
Wind Speed: 0-5
Wind Direction SE

[ ] **Surface Water** Taken From:
Total Depth:_____ [ ] Shore [ ] Surface
Type: [ ] Lake [ ] Stream [ ] Boat [ ] Mid-Depth
[ ] River [ ] Other _____ [ ] Bridge [ ] Bottom
[ ] Wading [ ] Other

[ ] **Waste Water:** Start Time _____ Finish Time _____
Sampling Point:_____ Volume:_____
[ ] Composite [ ] Grab
mL per: [ ] Hour [ ] ½ Hour [ ]

[ ] Soils/Sediment Sampling Point: Sample Depth: [ ] Composite [ ] Grab

[ ] Drum Waste Type: Layers [Yes] [No] [ ] Composite [ ] Grab

[ ] Other: Sampling Point: Sample Depth: [ ] Composite [ ] Grab

**Discharged Method** [✓] **Ground** [ ] **Barrel** **On Ice @** 1525 **Bottles Preserved <2pH**

Field Notes:

**See Work Order/Bottle Order**

| Pace Analytical | Document Name: Sample Condition Upon Receipt Form | Document Revised: September 23, 2011 |
|---|---|---|
| | Document No.: F-FL-C-007 rev. 04 | Issuing Authorities: Pace Florida Quality Office |

## Sample Condition Upon Receipt Form (SCUR)

Table Number:_____

Client Name: Volusia County Solid Waste mgmt Project #_____

**Courier:** ☐ Fed Ex ☐ UPS ☐ USPS ☐ Client ☐ Commercial ☑ Pace ☐ Other_____

**Tracking #** _____

**Custody Seal on Cooler/Box Present:** ☐ yes ☑ no Seals intact: ☐yes ☐no

**Packing Material:** ☐ Bubble Wrap ☑ Bubble Bags ☐ None ☐ Other_____

**Date and Initials of person examining contents:** 11-11-11 TT

**Thermometer Used** T-73 **Type of Ice:** (Wet) Blue None

**Cooler Temperature°C** 6.6 **(Visual)** -0.2 **(Correction Factor)** 6.4 **(Actual)**

(Temp should be above freezing to 6°C). If below 0°C, then was sample frozen? ☐Yes ☐No

**Receipt of samples satisfactory:** ☐Yes ☐No **Rush TAT requested on COC:**

| If yes, then all conditions below were met: | If no, then mark box & describe issue (use comments area if necessary): |
|---|---|
| Chain of Custody Present | ☐ |
| Chain of Custody Filled Out | ☐ |
| Relinquished Signature & Sampler Name COC | ☐ |
| Samples Arrived within Hold Time | ☐ |
| Sufficient Volume | ☐ |
| Correct Containers Used | ☐ |
| Containers Intact | ☐ |
| Sample Labels match COC (sample IDs & date/time of collection) | ☐ No Labels: ☐ No Time/Date on Labels: ☐ |
| All containers needing preservation are found to be in compliance with EPA recommendation. | ☑ DUP H2SO4 not preserved |
| No Headspace in VOA Vials ( >6mm): | ☐ |

**Client Notification/ Resolution:**

Person Contacted: _____ Date/Time: _____

Comments/ Resolution (use back for additional comments): _____

**Preserved**
**Date/Time:** 11-11-11 17:10
**Lot #:** PWC 3404
**Preserved by:** TT

**Project Manager Review:** _____ **Date:** 11/11/11

### Finished Product Information Only

**F.P. Sample ID:**_____

**Production Code:**_____

**Date/Time Opened:**_____

**Number of Unopened Bottles Remaining:**_____

**Extra Sample in Shed:** Yes No

**Size & Qty of Bottles Received**

_____ x 5 Gal
_____ x 2.5 Gal
_____ x 1 Gal
_____ x 1 Liter
_____ x 500 mL
_____ x 250 mL
_____ x Other:_____

**Pace Analytical Services, Inc.**
8 East Tower Circle
Ormond Beach, FL 32174
(386)672-5668

November 22, 2011

Ms. Jennifer Stirk
Volusia County Solid Waste Management
1990 Tomoka Farms Road
Port Orange, FL 32128

RE: Project: Tomoka Semi-annual
Pace Project No.: 3543106

Dear Ms. Stirk:
Enclosed are the analytical results for sample(s) received by the laboratory on November 14, 2011. The results relate only to the samples included in this report. Results reported herein conform to the most current TNI standards and the laboratory's Quality Assurance Manual, where applicable, unless otherwise noted in the body of the report.

If you have any questions concerning this report, please feel free to contact me.

Sincerely,

Jeff Baylor

jeff.baylor@pacelabs.com
Project Manager

Enclosures

cc: Ken Guilbeault, SCS Engineers
Ms. Katherine Weitz, HDR Engineering, Inc.

**Pace Analytical Services, Inc.**
8 East Tower Circle
Ormond Beach, FL 32174
(386)672-5668

# CERTIFICATIONS

Project: Tomoka Semi-annual
Pace Project No.: 3543106

**Ormond Beach Certification IDs**
8 East Tower Circle, Ormond Beach, FL 32174
Alabama Certification #: 41320
Arizona Certification #: AZ0735
Colorado Certification: FL NELAC Reciprocity
Connecticut Certification #: PH 0216
Florida Certification #: E83079
Georgia Certification #: 955
Guam Certification: FL NELAC Reciprocity
Hawaii Certification: FL NELAC Reciprocity
Illinois Certification #: 200068
Indiana Certification: FL NELAC Reciprocity
Kansas Certification #: E-10383
Kentucky Certification #: 90050
Louisiana Certification #: FL NELAC Reciprocity
Louisiana Environmental Certificate #: 05007
Maine Certification #: FL01264
Massachusetts Certification #: M-FL1264
Michigan Certification #: 9911
Mississippi Certification: FL NELAC Reciprocity
Missouri Certification #: 236
Montana Certification #: Cert 0074
Nevada Certification: FL NELAC Reciprocity
New Hampshire Certification #: 2958
New Jersey Certification #: FL765
New York Certification #: 11608
North Carolina Environmental Certificate #: 667
North Carolina Certification #: 12710
Pennsylvania Certification #: 68-00547
Puerto Rico Certification #: FL01264
Tennessee Certification #: TN02974
Texas Certification: FL NELAC Reciprocity
U.S.Virgin Islands Certification: FL NELAC Reciprocity
Virginia Certification #: 00432
Virginia Environmental Certificate #: 460165
Washington Certification #: C955
Wyoming Certification: FL NELAC Reciprocity
Wyoming (EPA Region 8): FL NELAC Reciprocity

**Pace Analytical Services, Inc.**
8 East Tower Circle
Ormond Beach, FL 32174
(386)672-5668

## SAMPLE SUMMARY

Project: Tomoka Semi-annual
Pace Project No.: 3543106

| Lab ID | Sample ID | Matrix | Date Collected | Date Received |
|---|---|---|---|---|
| **3543106001** | **EQ Blank (11/14/11)** | Water | 11/14/11 10:10 | 11/14/11 16:50 |
| **3543106002** | **B37-1** | Water | 11/14/11 10:32 | 11/14/11 16:50 |
| **3543106003** | **B37-1 DUP** | Water | 11/14/11 10:32 | 11/14/11 16:50 |
| **3543106004** | **B37-2** | Water | 11/14/11 11:18 | 11/14/11 16:50 |
| **3543106005** | **FA-1B** | Water | 11/14/11 11:44 | 11/14/11 16:50 |
| **3543106006** | **B36** | Water | 11/14/11 12:03 | 11/14/11 16:50 |
| **3543106007** | **B34-2** | Water | 11/14/11 12:20 | 11/14/11 16:50 |
| **3543106008** | **B64** | Water | 11/14/11 12:48 | 11/14/11 16:50 |
| **3543106009** | **B34-1** | Water | 11/14/11 13:13 | 11/14/11 16:50 |
| **3543106010** | **B38-1** | Water | 11/14/11 13:38 | 11/14/11 16:50 |
| **3543106011** | **B38-2** | Water | 11/14/11 14:12 | 11/14/11 16:50 |
| **3543106012** | **FA-2C** | Water | 11/14/11 14:27 | 11/14/11 16:50 |
| **3543106013** | **B39** | Water | 11/14/11 14:45 | 11/14/11 16:50 |
| **3543106014** | **MO5-B** | Water | 11/14/11 15:43 | 11/14/11 16:50 |
| **3543106015** | **Trip Blank (11/14/11)** | Water | 11/14/11 08:00 | 11/14/11 16:50 |

**Pace Analytical Services, Inc.**
8 East Tower Circle
Ormond Beach, FL 32174
(386)672-5668

# SAMPLE ANALYTE COUNT

Project: Tomoka Semi-annual
Pace Project No.: 3543106

| Lab ID | Sample ID | Method | Analysts | Analytes Reported | Laboratory |
|---|---|---|---|---|---|
| **3543106001** | **EQ Blank (11/14/11)** | EPA 8011 | JLR | 2 | PASI-O |
| | | EPA 6010 | IST | 15 | PASI-O |
| | | EPA 6020 | HEA | 2 | PASI-O |
| | | EPA 7470 | HEA | 1 | PASI-O |
| | | EPA 8260 | ABD | 49 | PASI-O |
| | | SM 2540C | MMD | 1 | PASI-O |
| | | EPA 300.0 | LAJ | 1 | PASI-O |
| | | EPA 300.0 | LAJ | 2 | PASI-O |
| | | EPA 350.1 | SOA | 1 | PASI-O |
| **3543106002** | **B37-1** | | JSB | 9 | PASI-O |
| | | EPA 8011 | JLR | 2 | PASI-O |
| | | EPA 6010 | IST | 15 | PASI-O |
| | | EPA 6020 | HEA | 2 | PASI-O |
| | | EPA 7470 | HEA | 1 | PASI-O |
| | | EPA 8260 | ABD | 49 | PASI-O |
| | | SM 2540C | MMD | 1 | PASI-O |
| | | EPA 300.0 | LAJ | 1 | PASI-O |
| | | EPA 300.0 | LAJ | 2 | PASI-O |
| | | EPA 350.1 | SOA | 1 | PASI-O |
| **3543106003** | **B37-1 DUP** | | JSB | 9 | PASI-O |
| | | EPA 8011 | JLR | 2 | PASI-O |
| | | EPA 6010 | IST | 15 | PASI-O |
| | | EPA 6020 | HEA | 2 | PASI-O |
| | | EPA 7470 | HEA | 1 | PASI-O |
| | | EPA 8260 | ABD | 49 | PASI-O |
| | | SM 2540C | MMD | 1 | PASI-O |
| | | EPA 300.0 | LAJ | 1 | PASI-O |
| | | EPA 300.0 | LAJ | 2 | PASI-O |
| | | EPA 350.1 | SOA | 1 | PASI-O |
| **3543106004** | **B37-2** | | JSB | 9 | PASI-O |
| | | EPA 8011 | JLR | 2 | PASI-O |
| | | EPA 6010 | IST | 15 | PASI-O |
| | | EPA 6020 | HEA | 2 | PASI-O |
| | | EPA 7470 | HEA | 1 | PASI-O |
| | | EPA 8260 | ABD | 49 | PASI-O |
| | | SM 2540C | MMD | 1 | PASI-O |
| | | EPA 300.0 | LAJ | 1 | PASI-O |

**Pace Analytical Services, Inc.**
8 East Tower Circle
Ormond Beach, FL 32174
(386)672-5668

# SAMPLE ANALYTE COUNT

Project: Tomoka Semi-annual
Pace Project No.: 3543106

| Lab ID | Sample ID | Method | Analysts | Analytes Reported | Laboratory |
|---|---|---|---|---|---|
| | | EPA 300.0 | LAJ | 2 | PASI-O |
| | | EPA 350.1 | SOA | 1 | PASI-O |
| **3543106005** | **FA-1B** | | JSB | 9 | PASI-O |
| | | EPA 8011 | JLR | 2 | PASI-O |
| | | EPA 6010 | IST | 15 | PASI-O |
| | | EPA 6020 | HEA | 2 | PASI-O |
| | | EPA 7470 | HEA | 1 | PASI-O |
| | | EPA 8260 | ABD | 49 | PASI-O |
| | | SM 2540C | MMD | 1 | PASI-O |
| | | EPA 300.0 | LAJ | 1 | PASI-O |
| | | EPA 300.0 | LAJ | 2 | PASI-O |
| | | EPA 350.1 | SOA | 1 | PASI-O |
| **3543106006** | **B36** | | JSB | 9 | PASI-O |
| | | EPA 8011 | JLR | 2 | PASI-O |
| | | EPA 6010 | IST | 15 | PASI-O |
| | | EPA 6020 | HEA | 2 | PASI-O |
| | | EPA 7470 | HEA | 1 | PASI-O |
| | | EPA 8260 | ABD | 49 | PASI-O |
| | | SM 2540C | MMD | 1 | PASI-O |
| | | EPA 300.0 | LAJ | 1 | PASI-O |
| | | EPA 300.0 | IRL, LAJ | 2 | PASI-O |
| | | EPA 350.1 | SOA | 1 | PASI-O |
| **3543106007** | **B34-2** | | JSB | 9 | PASI-O |
| | | EPA 8011 | JLR | 2 | PASI-O |
| | | EPA 6010 | IST | 15 | PASI-O |
| | | EPA 6020 | HEA | 2 | PASI-O |
| | | EPA 7470 | HEA | 1 | PASI-O |
| | | EPA 8260 | ABD | 49 | PASI-O |
| | | SM 2540C | MMD | 1 | PASI-O |
| | | EPA 300.0 | LAJ | 1 | PASI-O |
| | | EPA 300.0 | LAJ | 2 | PASI-O |
| | | EPA 350.1 | SOA | 1 | PASI-O |
| **3543106008** | **B64** | | JSB | 9 | PASI-O |
| | | EPA 8011 | JLR | 2 | PASI-O |
| | | EPA 6010 | IST | 15 | PASI-O |
| | | EPA 6020 | HEA | 2 | PASI-O |
| | | EPA 7470 | HEA | 1 | PASI-O |

**Pace Analytical Services, Inc.**
8 East Tower Circle
Ormond Beach, FL 32174
(386)672-5668

## SAMPLE ANALYTE COUNT

Project: Tomoka Semi-annual
Pace Project No.: 3543106

| Lab ID | Sample ID | Method | Analysts | Analytes Reported | Laboratory |
|---|---|---|---|---|---|
| | | EPA 8260 | ABD | 49 | PASI-O |
| | | SM 2540C | MMD | 1 | PASI-O |
| | | EPA 300.0 | LAJ | 1 | PASI-O |
| | | EPA 300.0 | LAJ | 2 | PASI-O |
| | | EPA 350.1 | SOA | 1 | PASI-O |
| **3543106009** | **B34-1** | | JSB | 9 | PASI-O |
| | | EPA 8011 | JLR | 2 | PASI-O |
| | | EPA 6010 | IST | 15 | PASI-O |
| | | EPA 6020 | HEA | 2 | PASI-O |
| | | EPA 7470 | HEA | 1 | PASI-O |
| | | EPA 8260 | ABD | 49 | PASI-O |
| | | SM 2540C | MMD | 1 | PASI-O |
| | | EPA 300.0 | LAJ | 1 | PASI-O |
| | | EPA 300.0 | IRL, LAJ | 2 | PASI-O |
| | | EPA 350.1 | SOA | 1 | PASI-O |
| **3543106010** | **B38-1** | | JSB | 9 | PASI-O |
| | | EPA 8011 | JLR | 2 | PASI-O |
| | | EPA 6010 | IST | 15 | PASI-O |
| | | EPA 6020 | HEA | 2 | PASI-O |
| | | EPA 7470 | HEA | 1 | PASI-O |
| | | EPA 8260 | ABD | 49 | PASI-O |
| | | SM 2540C | MMD | 1 | PASI-O |
| | | EPA 300.0 | LAJ | 1 | PASI-O |
| | | EPA 300.0 | LAJ | 2 | PASI-O |
| | | EPA 350.1 | SOA | 1 | PASI-O |
| **3543106011** | **B38-2** | | JSB | 9 | PASI-O |
| | | EPA 8011 | JLR | 2 | PASI-O |
| | | EPA 6010 | IST | 15 | PASI-O |
| | | EPA 6020 | HEA | 2 | PASI-O |
| | | EPA 7470 | HEA | 1 | PASI-O |
| | | EPA 8260 | ABD | 49 | PASI-O |
| | | SM 2540C | MMD | 1 | PASI-O |
| | | EPA 300.0 | LAJ | 1 | PASI-O |
| | | EPA 300.0 | LAJ | 2 | PASI-O |
| | | EPA 350.1 | SOA | 1 | PASI-O |
| **3543106012** | **FA-2C** | | JSB | 9 | PASI-O |
| | | EPA 8011 | JLR | 2 | PASI-O |

**Pace Analytical Services, Inc.**
8 East Tower Circle
Ormond Beach, FL 32174
(386)672-5668

# SAMPLE ANALYTE COUNT

Project: Tomoka Semi-annual
Pace Project No.: 3543106

| Lab ID | Sample ID | Method | Analysts | Analytes Reported | Laboratory |
|---|---|---|---|---|---|
| | | EPA 6010 | IST | 15 | PASI-O |
| | | EPA 6020 | HEA | 2 | PASI-O |
| | | EPA 7470 | HEA | 1 | PASI-O |
| | | EPA 8260 | ABD | 49 | PASI-O |
| | | SM 2540C | MMD | 1 | PASI-O |
| | | EPA 300.0 | LAJ | 1 | PASI-O |
| | | EPA 300.0 | LAJ | 2 | PASI-O |
| | | EPA 350.1 | SOA | 1 | PASI-O |
| **3543106013** | **B39** | | JSB | 9 | PASI-O |
| | | EPA 8011 | JLR | 2 | PASI-O |
| | | EPA 6010 | IST | 15 | PASI-O |
| | | EPA 6020 | HEA | 2 | PASI-O |
| | | EPA 7470 | HEA | 1 | PASI-O |
| | | EPA 8260 | ABD | 49 | PASI-O |
| | | SM 2540C | MMD | 1 | PASI-O |
| | | EPA 300.0 | LAJ | 1 | PASI-O |
| | | EPA 300.0 | LAJ | 2 | PASI-O |
| | | EPA 350.1 | SOA | 1 | PASI-O |
| **3543106014** | **MO5-B** | | JSB | 9 | PASI-O |
| | | EPA 8011 | JLR | 2 | PASI-O |
| | | EPA 6010 | IST | 15 | PASI-O |
| | | EPA 6020 | HEA | 2 | PASI-O |
| | | EPA 7470 | HEA | 1 | PASI-O |
| | | EPA 8260 | ABD | 49 | PASI-O |
| | | SM 2540C | MMD | 1 | PASI-O |
| | | EPA 300.0 | LAJ | 1 | PASI-O |
| | | EPA 300.0 | IRL, LAJ | 2 | PASI-O |
| | | EPA 350.1 | SOA | 1 | PASI-O |
| **3543106015** | **Trip Blank (11/14/11)** | EPA 8260 | ABD | 51 | PASI-O |

**Pace Analytical Services, Inc.**
8 East Tower Circle
Ormond Beach, FL 32174
(386)672-5668

## HITS ONLY

Project: Tomoka Semi-annual
Pace Project No.: 3543106

| Lab Sample ID / Method | Client Sample ID / Parameters | Result | Units | Report Limit | Analyzed | Qualifiers |
|---|---|---|---|---|---|---|
| **3543106002** | **B37-1** | | | | | |
| | Field pH | 6.43 | Std. Units | | 11/14/11 10:32 | |
| | Field Temperature | 23.37 | deg C | | 11/14/11 10:32 | |
| | Appearance | Color: Brown, Sheen: None | | | 11/14/11 10:32 | |
| | Field Specific Conductance | 2461 | umhos/cm | | 11/14/11 10:32 | |
| | Oxygen, Dissolved | 0.23 | mg/L | | 11/14/11 10:32 | |
| | REDOX | -75.3 | mV | | 11/14/11 10:32 | |
| | Turbidity | 3.57 | NTU | | 11/14/11 10:32 | |
| | Depth to Water | 1.65 | feet | | 11/14/11 10:32 | |
| | Water Level(NGVD) | 26.94 | feet | | 11/14/11 10:32 | |
| EPA 6010 | Barium | 236 | ug/L | 10.0 | 11/16/11 04:33 | |
| EPA 6010 | Iron | 37600 | ug/L | 40.0 | 11/16/11 04:33 | |
| EPA 6010 | Sodium | 236 | mg/L | 1.0 | 11/16/11 04:33 | |
| EPA 7470 | Mercury | 0.18 I | ug/L | 0.20 | 11/15/11 13:03 | |
| EPA 8260 | Benzene | 12.1 | ug/L | 1.0 | 11/17/11 12:59 | |
| EPA 8260 | Chlorobenzene | 12.0 | ug/L | 1.0 | 11/17/11 12:59 | |
| EPA 8260 | 1,4-Dichlorobenzene | 0.84 I | ug/L | 1.0 | 11/17/11 12:59 | |
| EPA 8260 | Toluene | 0.63 I | ug/L | 1.0 | 11/17/11 12:59 | |
| EPA 8260 | Xylene (Total) | 3.3 | ug/L | 1.0 | 11/17/11 12:59 | |
| SM 2540C | Total Dissolved Solids | 1570 | mg/L | 20.0 | 11/16/11 09:04 | |
| EPA 300.0 | Chloride | 199 | mg/L | 10.0 | 11/15/11 14:32 | |
| EPA 350.1 | Nitrogen, Ammonia | 0.48 | mg/L | 0.050 | 11/18/11 07:17 | |
| **3543106003** | **B37-1 DUP** | | | | | |
| | Field pH | 6.43 | Std. Units | | 11/14/11 10:32 | |
| | Field Temperature | 23.37 | deg C | | 11/14/11 10:32 | |
| | Appearance | Color: Brown, Sheen: None | | | 11/14/11 10:32 | |
| | Field Specific Conductance | 2461 | umhos/cm | | 11/14/11 10:32 | |
| | Oxygen, Dissolved | 0.23 | mg/L | | 11/14/11 10:32 | |
| | REDOX | -75.3 | mV | | 11/14/11 10:32 | |
| | Turbidity | 3.57 | NTU | | 11/14/11 10:32 | |
| | Depth to Water | 1.65 | feet | | 11/14/11 10:32 | |
| | Water Level(NGVD) | 26.94 | feet | | 11/14/11 10:32 | |
| EPA 6010 | Barium | 235 | ug/L | 10.0 | 11/16/11 04:37 | |
| EPA 6010 | Iron | 37800 | ug/L | 40.0 | 11/16/11 04:37 | |
| EPA 6010 | Sodium | 236 | mg/L | 1.0 | 11/16/11 04:37 | |
| EPA 8260 | Acetone | 8.3 I | ug/L | 10.0 | 11/17/11 13:23 | |
| EPA 8260 | Benzene | 9.8 | ug/L | 1.0 | 11/17/11 13:23 | |
| EPA 8260 | Chlorobenzene | 10.2 | ug/L | 1.0 | 11/17/11 13:23 | |
| EPA 8260 | 1,4-Dichlorobenzene | 0.75 I | ug/L | 1.0 | 11/17/11 13:23 | |
| EPA 8260 | Ethylbenzene | 2.3 | ug/L | 1.0 | 11/17/11 13:23 | |
| EPA 8260 | Toluene | 0.60 I | ug/L | 1.0 | 11/17/11 13:23 | |
| EPA 8260 | Xylene (Total) | 3.0 | ug/L | 1.0 | 11/17/11 13:23 | |
| SM 2540C | Total Dissolved Solids | 1560 | mg/L | 20.0 | 11/16/11 09:04 | |

**Pace Analytical Services, Inc.**
8 East Tower Circle
Ormond Beach, FL 32174
(386)672-5668

## HITS ONLY

Project: Tomoka Semi-annual
Pace Project No.: 3543106

| Lab Sample ID / Method | Client Sample ID / Parameters | Result | Units | Report Limit | Analyzed | Qualifiers |
|---|---|---|---|---|---|---|
| **3543106003** | **B37-1 DUP** | | | | | |
| EPA 300.0 | Chloride | 199 | mg/L | 10.0 | 11/15/11 15:09 | |
| EPA 350.1 | Nitrogen, Ammonia | 0.52 | mg/L | 0.050 | 11/18/11 07:18 | |
| **3543106004** | **B37-2** | | | | | |
| | Field pH | 6.38 | Std. Units | | 11/14/11 11:18 | |
| | Field Temperature | 24.05 | deg C | | 11/14/11 11:18 | |
| | Appearance | Color: Brown, Sheen: None | | | 11/14/11 11:18 | |
| | Field Specific Conductance | 453 | umhos/cm | | 11/14/11 11:18 | |
| | Oxygen, Dissolved | 0.25 | mg/L | | 11/14/11 11:18 | |
| | REDOX | -23.9 | mV | | 11/14/11 11:18 | |
| | Turbidity | 7.37 | NTU | | 11/14/11 11:18 | |
| | Depth to Water | 1.15 | feet | | 11/14/11 11:18 | |
| | Water Level(NGVD) | 27.57 | feet | | 11/14/11 11:18 | |
| EPA 6010 | Arsenic | 6.6 I | ug/L | 10.0 | 11/16/11 05:09 | |
| EPA 6010 | Barium | 24.4 | ug/L | 10.0 | 11/16/11 05:09 | |
| EPA 6010 | Iron | 8140 | ug/L | 40.0 | 11/16/11 05:09 | |
| EPA 6010 | Sodium | 15.2 | mg/L | 1.0 | 11/16/11 05:09 | |
| EPA 7470 | Mercury | 0.14 I | ug/L | 0.20 | 11/15/11 13:20 | |
| SM 2540C | Total Dissolved Solids | 285 | mg/L | 5.0 | 11/16/11 09:04 | |
| EPA 300.0 | Chloride | 26.6 | mg/L | 5.0 | 11/15/11 15:21 | |
| EPA 350.1 | Nitrogen, Ammonia | 0.38 | mg/L | 0.050 | 11/18/11 07:19 | |
| **3543106005** | **FA-1B** | | | | | |
| | Field pH | 7.14 | Std. Units | | 11/14/11 11:44 | |
| | Field Temperature | 22.55 | deg C | | 11/14/11 11:44 | |
| | Appearance | Color: None, Sheen: None | | | 11/14/11 11:44 | |
| | Field Specific Conductance | 576 | umhos/cm | | 11/14/11 11:44 | |
| | Oxygen, Dissolved | 0.04 | mg/L | | 11/14/11 11:44 | |
| | REDOX | -98.9 | mV | | 11/14/11 11:44 | |
| | Turbidity | 0.01 | NTU | | 11/14/11 11:44 | |
| | Depth to Water | 13.78 | feet | | 11/14/11 11:44 | |
| | Water Level(NGVD) | 18.38 | feet | | 11/14/11 11:44 | |
| EPA 6010 | Barium | 29.5 | ug/L | 10.0 | 11/16/11 05:29 | |
| EPA 6010 | Iron | 504 | ug/L | 40.0 | 11/16/11 05:29 | |
| EPA 6010 | Sodium | 10.0 | mg/L | 1.0 | 11/16/11 05:29 | |
| SM 2540C | Total Dissolved Solids | 335 | mg/L | 5.0 | 11/16/11 09:04 | |
| EPA 300.0 | Chloride | 13.7 | mg/L | 5.0 | 11/15/11 15:33 | |
| EPA 350.1 | Nitrogen, Ammonia | 0.32 | mg/L | 0.050 | 11/18/11 07:22 | |
| **3543106006** | **B36** | | | | | |
| | Field pH | 6.32 | Std. Units | | 11/14/11 12:03 | |
| | Field Temperature | 23.65 | deg C | | 11/14/11 12:03 | |

**Pace Analytical Services, Inc.**
8 East Tower Circle
Ormond Beach, FL 32174
(386)672-5668

## HITS ONLY

Project: Tomoka Semi-annual
Pace Project No.: 3543106

| Lab Sample ID / Method | Client Sample ID / Parameters | Result | Units | Report Limit | Analyzed | Qualifiers |
|---|---|---|---|---|---|---|
| **3543106006** | **B36** | | | | | |
| | Appearance | Color: None, Sheen: None | | | 11/14/11 12:03 | |
| | Field Specific Conductance | 1668 | umhos/cm | | 11/14/11 12:03 | |
| | Oxygen, Dissolved | 0.13 | mg/L | | 11/14/11 12:03 | |
| | REDOX | -24.8 | mV | | 11/14/11 12:03 | |
| | Turbidity | 1.02 | NTU | | 11/14/11 12:03 | |
| | Depth to Water | 1.53 | feet | | 11/14/11 12:03 | |
| | Water Level(NGVD) | 27.74 | feet | | 11/14/11 12:03 | |
| EPA 6010 | Barium | 107 | ug/L | 10.0 | 11/16/11 06:30 | |
| EPA 6010 | Iron | 4590 | ug/L | 40.0 | 11/16/11 06:30 | |
| EPA 6010 | Sodium | 107 | mg/L | 1.0 | 11/16/11 06:30 | |
| EPA 8260 | Benzene | 2.5 | ug/L | 1.0 | 11/17/11 14:12 | |
| EPA 8260 | Chlorobenzene | 2.1 | ug/L | 1.0 | 11/17/11 14:12 | |
| EPA 8260 | 1,1-Dichloroethane | 2.0 | ug/L | 1.0 | 11/17/11 14:12 | |
| EPA 8260 | Xylene (Total) | 0.85 I | ug/L | 1.0 | 11/17/11 14:12 | |
| SM 2540C | Total Dissolved Solids | 1080 | mg/L | 10.0 | 11/16/11 09:04 | |
| EPA 300.0 | Chloride | 228 | mg/L | 25.0 | 11/22/11 02:10 | |
| EPA 350.1 | Nitrogen, Ammonia | 0.19 | mg/L | 0.050 | 11/18/11 07:23 | |
| **3543106007** | **B34-2** | | | | | |
| | Field pH | 7.12 | Std. Units | | 11/14/11 12:20 | |
| | Field Temperature | 23.58 | deg C | | 11/14/11 12:20 | |
| | Appearance | Color: Orange, Sheen: None | | | 11/14/11 12:20 | |
| | Field Specific Conductance | 1320 | umhos/cm | | 11/14/11 12:20 | |
| | Oxygen, Dissolved | 0.06 | mg/L | | 11/14/11 12:20 | |
| | REDOX | -170.9 | mV | | 11/14/11 12:20 | |
| | Turbidity | 1.33 | NTU | | 11/14/11 12:20 | |
| | Depth to Water | 1.79 | feet | | 11/14/11 12:20 | |
| | Water Level(NGVD) | 29.42 | feet | | 11/14/11 12:20 | |
| EPA 6010 | Arsenic | 12.5 | ug/L | 10.0 | 11/16/11 06:34 | |
| EPA 6010 | Barium | 77.2 | ug/L | 10.0 | 11/16/11 06:34 | |
| EPA 6010 | Iron | 16500 | ug/L | 40.0 | 11/16/11 06:34 | |
| EPA 6010 | Nickel | 15.2 | ug/L | 5.0 | 11/16/11 06:34 | |
| EPA 6010 | Sodium | 22.6 | mg/L | 1.0 | 11/16/11 06:34 | |
| EPA 6010 | Vanadium | 6.8 I | ug/L | 10.0 | 11/16/11 06:34 | |
| EPA 7470 | Mercury | 0.12 I | ug/L | 0.20 | 11/15/11 13:29 | |
| EPA 8260 | Toluene | 0.75 I | ug/L | 1.0 | 11/18/11 18:39 | |
| SM 2540C | Total Dissolved Solids | 834 | mg/L | 10.0 | 11/16/11 09:05 | |
| EPA 300.0 | Chloride | 35.6 | mg/L | 10.0 | 11/15/11 15:57 | |
| EPA 300.0 | Sulfate | 45.4 | mg/L | 10.0 | 11/15/11 15:57 | |
| EPA 350.1 | Nitrogen, Ammonia | 7.6 | mg/L | 0.050 | 11/18/11 07:24 | |
| **3543106008** | **B64** | | | | | |
| | Field pH | 5.96 | Std. Units | | 11/14/11 12:48 | |

**Pace Analytical Services, Inc.**
8 East Tower Circle
Ormond Beach, FL 32174
(386)672-5668

## HITS ONLY

Project: Tomoka Semi-annual
Pace Project No.: 3543106

| Lab Sample ID / Method | Client Sample ID / Parameters | Result | Units | Report Limit | Analyzed | Qualifiers |
|---|---|---|---|---|---|---|
| **3543106008** | **B64** | | | | | |
| | Field Temperature | 22.77 | deg C | | 11/14/11 12:48 | |
| | Appearance | Color: Brown, Sheen: None | | | 11/14/11 12:48 | |
| | Field Specific Conductance | 735 | umhos/cm | | 11/14/11 12:48 | |
| | Oxygen, Dissolved | 0.26 | mg/L | | 11/14/11 12:48 | |
| | REDOX | -46.6 | mV | | 11/14/11 12:48 | |
| | Turbidity | 7.19 | NTU | | 11/14/11 12:48 | |
| | Depth to Water | 1.80 | feet | | 11/14/11 12:48 | |
| | Water Level(NGVD) | 26.39 | feet | | 11/14/11 12:48 | |
| EPA 6010 | Barium | 93.6 | ug/L | 10.0 | 11/16/11 06:38 | |
| EPA 6010 | Iron | 22900 | ug/L | 40.0 | 11/16/11 06:38 | |
| EPA 6010 | Sodium | 32.0 | mg/L | 1.0 | 11/16/11 06:38 | |
| EPA 6010 | Zinc | 39.3 | ug/L | 20.0 | 11/16/11 06:38 | |
| SM 2540C | Total Dissolved Solids | 524 | mg/L | 5.0 | 11/16/11 09:05 | |
| EPA 300.0 | Chloride | 37.4 | mg/L | 5.0 | 11/15/11 16:09 | |
| EPA 300.0 | Sulfate | 16.7 | mg/L | 5.0 | 11/15/11 16:09 | |
| EPA 350.1 | Nitrogen, Ammonia | 0.99 | mg/L | 0.050 | 11/18/11 07:25 | |
| **3543106009** | **B34-1** | | | | | |
| | Field pH | 6.56 | Std. Units | | 11/14/11 13:13 | |
| | Field Temperature | 23.20 | deg C | | 11/14/11 13:13 | |
| | Appearance | Color: None, Sheen: None | | | 11/14/11 13:13 | |
| | Field Specific Conductance | 1025 | umhos/cm | | 11/14/11 13:13 | |
| | Oxygen, Dissolved | 0.04 | mg/L | | 11/14/11 13:13 | |
| | REDOX | -90.9 | mV | | 11/14/11 13:13 | |
| | Turbidity | 0.34 | NTU | | 11/14/11 13:13 | |
| | Depth to Water | 3.65 | feet | | 11/14/11 13:13 | |
| | Water Level(NGVD) | 27.53 | feet | | 11/14/11 13:13 | |
| EPA 6010 | Barium | 132 | ug/L | 10.0 | 11/16/11 06:43 | |
| EPA 6010 | Iron | 21100 | ug/L | 40.0 | 11/16/11 06:43 | |
| EPA 6010 | Sodium | 36.9 | mg/L | 1.0 | 11/16/11 06:43 | |
| SM 2540C | Total Dissolved Solids | 675 | mg/L | 5.0 | 11/16/11 09:06 | |
| EPA 300.0 | Chloride | 57.9 | mg/L | 5.0 | 11/15/11 16:21 | |
| EPA 300.0 | Sulfate | 134 | mg/L | 10.0 | 11/22/11 02:22 | |
| EPA 350.1 | Nitrogen, Ammonia | 0.13 | mg/L | 0.050 | 11/18/11 07:26 | |
| **3543106010** | **B38-1** | | | | | |
| | Field pH | 4.55 | Std. Units | | 11/14/11 13:38 | |
| | Field Temperature | 22.24 | deg C | | 11/14/11 13:38 | |
| | Appearance | Color: Brown, Sheen: None | | | 11/14/11 13:38 | |
| | Field Specific Conductance | 314 | umhos/cm | | 11/14/11 13:38 | |
| | Oxygen, Dissolved | 0.28 | mg/L | | 11/14/11 13:38 | |

**Pace Analytical Services, Inc.**
8 East Tower Circle
Ormond Beach, FL 32174
(386)672-5668

## HITS ONLY

Project: Tomoka Semi-annual
Pace Project No.: 3543106

| Lab Sample ID / Method | Client Sample ID / Parameters | Result | Units | Report Limit | Analyzed | Qualifiers |
|---|---|---|---|---|---|---|
| **3543106010** | **B38-1** | | | | | |
| | REDOX | 118.2 | mV | | 11/14/11 13:38 | |
| | Turbidity | 2.01 | NTU | | 11/14/11 13:38 | |
| | Depth to Water | 4.16 | feet | | 11/14/11 13:38 | |
| | Water Level(NGVD) | 24.06 | feet | | 11/14/11 13:38 | |
| EPA 6010 | Barium | 90.0 | ug/L | 10.0 | 11/16/11 06:47 | |
| EPA 6010 | Iron | 19700 | ug/L | 40.0 | 11/16/11 06:47 | |
| EPA 6010 | Sodium | 26.2 | mg/L | 1.0 | 11/16/11 06:47 | |
| SM 2540C | Total Dissolved Solids | 194 | mg/L | 5.0 | 11/16/11 09:07 | |
| EPA 300.0 | Chloride | 56.6 | mg/L | 5.0 | 11/15/11 16:58 | |
| EPA 300.0 | Sulfate | 13.5 | mg/L | 5.0 | 11/15/11 16:58 | |
| EPA 350.1 | Nitrogen, Ammonia | 0.067 | mg/L | 0.050 | 11/18/11 07:27 | |
| **3543106011** | **B38-2** | | | | | |
| | Field pH | 5.66 | Std. Units | | 11/14/11 14:12 | |
| | Field Temperature | 21.65 | deg C | | 11/14/11 14:12 | |
| | Appearance | Color: Brown, Sheen: None | | | 11/14/11 14:12 | |
| | Field Specific Conductance | 338 | umhos/cm | | 11/14/11 14:12 | |
| | Oxygen, Dissolved | 0.18 | mg/L | | 11/14/11 14:12 | |
| | REDOX | 22.2 | mV | | 11/14/11 14:12 | |
| | Turbidity | 3.19 | NTU | | 11/14/11 14:12 | |
| | Depth to Water | 1.77 | feet | | 11/14/11 14:12 | |
| | Water Level(NGVD) | 26.31 | feet | | 11/14/11 14:12 | |
| EPA 6010 | Barium | 17.2 | ug/L | 10.0 | 11/16/11 06:59 | |
| EPA 6010 | Iron | 4740 | ug/L | 40.0 | 11/16/11 06:59 | |
| EPA 6010 | Sodium | 14.2 | mg/L | 1.0 | 11/16/11 06:59 | |
| SM 2540C | Total Dissolved Solids | 284 | mg/L | 5.0 | 11/16/11 09:07 | |
| EPA 300.0 | Chloride | 15.4 | mg/L | 5.0 | 11/15/11 17:34 | |
| EPA 350.1 | Nitrogen, Ammonia | 0.52 | mg/L | 0.050 | 11/18/11 07:28 | |
| **3543106012** | **FA-2C** | | | | | |
| | Field pH | 7.47 | Std. Units | | 11/14/11 14:27 | |
| | Field Temperature | 22.32 | deg C | | 11/14/11 14:27 | |
| | Appearance | Color: None, Sheen: None | | | 11/14/11 14:27 | |
| | Field Specific Conductance | 715 | umhos/cm | | 11/14/11 14:27 | |
| | Oxygen, Dissolved | 0.06 | mg/L | | 11/14/11 14:27 | |
| | REDOX | -171.4 | mV | | 11/14/11 14:27 | |
| | Turbidity | 0.02 | NTU | | 11/14/11 14:27 | |
| | Depth to Water | 13.59 | feet | | 11/14/11 14:27 | |
| | Water Level(NGVD) | 13.31 | feet | | 11/14/11 14:27 | |
| EPA 6010 | Barium | 18.0 | ug/L | 10.0 | 11/16/11 07:03 | |
| EPA 6010 | Iron | 1670 | ug/L | 40.0 | 11/16/11 07:03 | |
| EPA 6010 | Sodium | 43.8 | mg/L | 1.0 | 11/16/11 07:03 | |
| EPA 7470 | Mercury | 0.13 I | ug/L | 0.20 | 11/15/11 13:48 | |

**Pace Analytical Services, Inc.**
8 East Tower Circle
Ormond Beach, FL 32174
(386)672-5668

## HITS ONLY

Project: Tomoka Semi-annual
Pace Project No.: 3543106

| Lab Sample ID / Method | Client Sample ID / Parameters | Result | Units | Report Limit | Analyzed | Qualifiers |
|---|---|---|---|---|---|---|
| **3543106012** | **FA-2C** | | | | | |
| SM 2540C | Total Dissolved Solids | 415 | mg/L | 5.0 | 11/16/11 09:07 | |
| EPA 300.0 | Chloride | 67.6 | mg/L | 5.0 | 11/15/11 17:46 | |
| EPA 350.1 | Nitrogen, Ammonia | 0.54 | mg/L | 0.050 | 11/18/11 07:29 | |
| **3543106013** | **B39** | | | | | |
| | Field pH | 4.61 | Std. Units | | 11/14/11 14:45 | |
| | Field Temperature | 23.27 | deg C | | 11/14/11 14:45 | |
| | Appearance | Color: Brown, Sheen: None | | | 11/14/11 14:45 | |
| | Field Specific Conductance | 164 | umhos/cm | | 11/14/11 14:45 | |
| | Oxygen, Dissolved | 0.89 | mg/L | | 11/14/11 14:45 | |
| | REDOX | 180.6 | mV | | 11/14/11 14:45 | |
| | Turbidity | 15.2 | NTU | | 11/14/11 14:45 | |
| | Depth to Water | 5.63 | feet | | 11/14/11 14:45 | |
| | Water Level(NGVD) | 23.43 | feet | | 11/14/11 14:45 | |
| EPA 6010 | Barium | 28.4 | ug/L | 10.0 | 11/16/11 07:07 | |
| EPA 6010 | Chromium | 5.3 | ug/L | 5.0 | 11/16/11 07:07 | |
| EPA 6010 | Iron | 5320 | ug/L | 40.0 | 11/16/11 07:07 | |
| EPA 6010 | Sodium | 15.4 | mg/L | 1.0 | 11/16/11 07:07 | |
| EPA 6010 | Vanadium | 17.0 | ug/L | 10.0 | 11/16/11 07:07 | |
| SM 2540C | Total Dissolved Solids | 187 | mg/L | 5.0 | 11/16/11 09:07 | |
| EPA 300.0 | Chloride | 28.7 | mg/L | 5.0 | 11/15/11 17:58 | |
| EPA 300.0 | Sulfate | 3.8 I | mg/L | 5.0 | 11/15/11 17:58 | |
| EPA 350.1 | Nitrogen, Ammonia | 0.16 | mg/L | 0.050 | 11/18/11 07:30 | |
| **3543106014** | **MO5-B** | | | | | |
| | Field pH | 6.04 | Std. Units | | 11/14/11 15:43 | |
| | Field Temperature | 23.21 | deg C | | 11/14/11 15:43 | |
| | Appearance | Color: Brown, Sheen: None | | | 11/14/11 15:43 | |
| | Field Specific Conductance | 1584 | umhos/cm | | 11/14/11 15:43 | |
| | Oxygen, Dissolved | 0.19 | mg/L | | 11/14/11 15:43 | |
| | REDOX | -12.8 | mV | | 11/14/11 15:43 | |
| | Turbidity | 1.20 | NTU | | 11/14/11 15:43 | |
| | Depth to Water | 10.29 | feet | | 11/14/11 15:43 | |
| | Water Level(NGVD) | 18.95 | feet | | 11/14/11 15:43 | |
| EPA 6010 | Barium | 217 | ug/L | 10.0 | 11/16/11 07:11 | |
| EPA 6010 | Chromium | 3.7 I | ug/L | 5.0 | 11/16/11 07:11 | |
| EPA 6010 | Iron | 13200 | ug/L | 40.0 | 11/16/11 07:11 | |
| EPA 6010 | Sodium | 154 | mg/L | 1.0 | 11/16/11 07:11 | |
| SM 2540C | Total Dissolved Solids | 976 | mg/L | 10.0 | 11/16/11 09:07 | |
| EPA 300.0 | Chloride | 230 | mg/L | 25.0 | 11/22/11 02:58 | |
| EPA 300.0 | Sulfate | 32.5 | mg/L | 10.0 | 11/15/11 18:11 | |
| EPA 350.1 | Nitrogen, Ammonia | 1.5 | mg/L | 0.050 | 11/18/11 07:33 | |

**Pace Analytical Services, Inc.**
8 East Tower Circle
Ormond Beach, FL 32174
(386)672-5668

# ANALYTICAL RESULTS

Project: Tomoka Semi-annual
Pace Project No.: 3543106

**Sample: EQ Blank (11/14/11)** **Lab ID: 3543106001** Collected: 11/14/11 10:10 Received: 11/14/11 16:50 Matrix: Water

| Parameters | Results | Units | PQL | MDL | DF | Prepared | Analyzed | CAS No. | Qual |
|---|---|---|---|---|---|---|---|---|---|
| **8011 GCS EDB and DBCP** | Analytical Method: EPA 8011 Preparation Method: EPA 8011 | | | | | | | | |
| 1,2-Dibromo-3-chloropropane | **0.0049U** | ug/L | 0.020 | 0.0049 | 1 | 11/17/11 11:30 | 11/17/11 18:14 | 96-12-8 | |
| 1,2-Dibromoethane (EDB) | **0.0062U** | ug/L | 0.010 | 0.0062 | 1 | 11/17/11 11:30 | 11/17/11 18:14 | 106-93-4 | |
| **6010 MET ICP** | Analytical Method: EPA 6010 Preparation Method: EPA 3010 | | | | | | | | |
| Arsenic | **5.0U** | ug/L | 10.0 | 5.0 | 1 | 11/15/11 09:35 | 11/16/11 04:29 | 7440-38-2 | |
| Barium | **5.0U** | ug/L | 10.0 | 5.0 | 1 | 11/15/11 09:35 | 11/16/11 04:29 | 7440-39-3 | |
| Beryllium | **0.50U** | ug/L | 1.0 | 0.50 | 1 | 11/15/11 09:35 | 11/16/11 04:29 | 7440-41-7 | |
| Cadmium | **0.50U** | ug/L | 1.0 | 0.50 | 1 | 11/15/11 09:35 | 11/16/11 04:29 | 7440-43-9 | |
| Chromium | **2.5U** | ug/L | 5.0 | 2.5 | 1 | 11/15/11 09:35 | 11/16/11 04:29 | 7440-47-3 | |
| Cobalt | **5.0U** | ug/L | 10.0 | 5.0 | 1 | 11/15/11 09:35 | 11/16/11 04:29 | 7440-48-4 | |
| Copper | **2.5U** | ug/L | 5.0 | 2.5 | 1 | 11/15/11 09:35 | 11/16/11 04:29 | 7440-50-8 | |
| Iron | **20.0U** | ug/L | 40.0 | 20.0 | 1 | 11/15/11 09:35 | 11/16/11 04:29 | 7439-89-6 | |
| Lead | **5.0U** | ug/L | 10.0 | 5.0 | 1 | 11/15/11 09:35 | 11/16/11 04:29 | 7439-92-1 | |
| Nickel | **2.5U** | ug/L | 5.0 | 2.5 | 1 | 11/15/11 09:35 | 11/16/11 04:29 | 7440-02-0 | |
| Selenium | **7.5U** | ug/L | 15.0 | 7.5 | 1 | 11/15/11 09:35 | 11/16/11 04:29 | 7782-49-2 | |
| Silver | **2.5U** | ug/L | 5.0 | 2.5 | 1 | 11/15/11 09:35 | 11/16/11 04:29 | 7440-22-4 | |
| Sodium | **0.50U** | mg/L | 1.0 | 0.50 | 1 | 11/15/11 09:35 | 11/16/11 04:29 | 7440-23-5 | |
| Vanadium | **5.0U** | ug/L | 10.0 | 5.0 | 1 | 11/15/11 09:35 | 11/16/11 04:29 | 7440-62-2 | |
| Zinc | **10.0U** | ug/L | 20.0 | 10.0 | 1 | 11/15/11 09:35 | 11/16/11 04:29 | 7440-66-6 | |
| **6020 MET ICPMS** | Analytical Method: EPA 6020 Preparation Method: EPA 3010 | | | | | | | | |
| Antimony | **0.50U** | ug/L | 1.0 | 0.50 | 1 | 11/15/11 09:35 | 11/16/11 14:00 | 7440-36-0 | |
| Thallium | **0.50U** | ug/L | 1.0 | 0.50 | 1 | 11/15/11 09:35 | 11/16/11 14:00 | 7440-28-0 | |
| **7470 Mercury** | Analytical Method: EPA 7470 Preparation Method: EPA 7470 | | | | | | | | |
| Mercury | **0.10U** | ug/L | 0.20 | 0.10 | 1 | 11/15/11 03:30 | 11/15/11 12:52 | 7439-97-6 | |
| **8260 MSV** | Analytical Method: EPA 8260 | | | | | | | | |
| Acetone | **5.0U** | ug/L | 10.0 | 5.0 | 1 | | 11/17/11 10:08 | 67-64-1 | |
| Acrylonitrile | **5.0U** | ug/L | 10.0 | 5.0 | 1 | | 11/17/11 10:08 | 107-13-1 | |
| Benzene | **0.50U** | ug/L | 1.0 | 0.50 | 1 | | 11/17/11 10:08 | 71-43-2 | |
| Bromochloromethane | **0.50U** | ug/L | 1.0 | 0.50 | 1 | | 11/17/11 10:08 | 74-97-5 | |
| Bromodichloromethane | **0.27U** | ug/L | 0.60 | 0.27 | 1 | | 11/17/11 10:08 | 75-27-4 | |
| Bromoform | **0.50U** | ug/L | 1.0 | 0.50 | 1 | | 11/17/11 10:08 | 75-25-2 | |
| Bromomethane | **0.50U** | ug/L | 1.0 | 0.50 | 1 | | 11/17/11 10:08 | 74-83-9 | |
| 2-Butanone (MEK) | **5.0U** | ug/L | 10.0 | 5.0 | 1 | | 11/17/11 10:08 | 78-93-3 | |
| Carbon disulfide | **5.0U** | ug/L | 10.0 | 5.0 | 1 | | 11/17/11 10:08 | 75-15-0 | |
| Carbon tetrachloride | **0.50U** | ug/L | 1.0 | 0.50 | 1 | | 11/17/11 10:08 | 56-23-5 | |
| Chlorobenzene | **0.50U** | ug/L | 1.0 | 0.50 | 1 | | 11/17/11 10:08 | 108-90-7 | |
| Chloroethane | **0.50U** | ug/L | 1.0 | 0.50 | 1 | | 11/17/11 10:08 | 75-00-3 | |
| Chloroform | **0.50U** | ug/L | 1.0 | 0.50 | 1 | | 11/17/11 10:08 | 67-66-3 | |
| Chloromethane | **0.62U** | ug/L | 1.0 | 0.62 | 1 | | 11/17/11 10:08 | 74-87-3 | |
| Dibromochloromethane | **0.26U** | ug/L | 0.50 | 0.26 | 1 | | 11/17/11 10:08 | 124-48-1 | |
| Dibromomethane | **0.50U** | ug/L | 1.0 | 0.50 | 1 | | 11/17/11 10:08 | 74-95-3 | |
| 1,2-Dichlorobenzene | **0.50U** | ug/L | 1.0 | 0.50 | 1 | | 11/17/11 10:08 | 95-50-1 | |

**Pace Analytical Services, Inc.**
8 East Tower Circle
Ormond Beach, FL 32174
(386)672-5668

# ANALYTICAL RESULTS

Project: Tomoka Semi-annual
Pace Project No.: 3543106

**Sample: EQ Blank (11/14/11)** **Lab ID: 3543106001** Collected: 11/14/11 10:10 Received: 11/14/11 16:50 Matrix: Water

| Parameters | Results | Units | PQL | MDL | DF | Prepared | Analyzed | CAS No. | Qual |
|---|---|---|---|---|---|---|---|---|---|
| **8260 MSV** | Analytical Method: EPA 8260 | | | | | | | | |
| 1,4-Dichlorobenzene | **0.50U** | ug/L | 1.0 | 0.50 | 1 | | 11/17/11 10:08 | 106-46-7 | |
| trans-1,4-Dichloro-2-butene | **5.0U** | ug/L | 10.0 | 5.0 | 1 | | 11/17/11 10:08 | 110-57-6 | |
| 1,1-Dichloroethane | **0.50U** | ug/L | 1.0 | 0.50 | 1 | | 11/17/11 10:08 | 75-34-3 | |
| 1,2-Dichloroethane | **0.50U** | ug/L | 1.0 | 0.50 | 1 | | 11/17/11 10:08 | 107-06-2 | |
| 1,1-Dichloroethene | **0.50U** | ug/L | 1.0 | 0.50 | 1 | | 11/17/11 10:08 | 75-35-4 | |
| cis-1,2-Dichloroethene | **0.50U** | ug/L | 1.0 | 0.50 | 1 | | 11/17/11 10:08 | 156-59-2 | |
| trans-1,2-Dichloroethene | **0.50U** | ug/L | 1.0 | 0.50 | 1 | | 11/17/11 10:08 | 156-60-5 | |
| 1,2-Dichloropropane | **0.50U** | ug/L | 1.0 | 0.50 | 1 | | 11/17/11 10:08 | 78-87-5 | |
| cis-1,3-Dichloropropene | **0.25U** | ug/L | 0.50 | 0.25 | 1 | | 11/17/11 10:08 | 10061-01-5 | |
| trans-1,3-Dichloropropene | **0.25U** | ug/L | 0.50 | 0.25 | 1 | | 11/17/11 10:08 | 10061-02-6 | |
| Ethylbenzene | **0.50U** | ug/L | 1.0 | 0.50 | 1 | | 11/17/11 10:08 | 100-41-4 | |
| 2-Hexanone | **5.0U** | ug/L | 10.0 | 5.0 | 1 | | 11/17/11 10:08 | 591-78-6 | |
| Iodomethane | **0.50U** | ug/L | 1.0 | 0.50 | 1 | | 11/17/11 10:08 | 74-88-4 | |
| Methylene Chloride | **2.5U** | ug/L | 5.0 | 2.5 | 1 | | 11/17/11 10:08 | 75-09-2 | |
| 4-Methyl-2-pentanone (MIBK) | **5.0U** | ug/L | 10.0 | 5.0 | 1 | | 11/17/11 10:08 | 108-10-1 | |
| Styrene | **0.50U** | ug/L | 1.0 | 0.50 | 1 | | 11/17/11 10:08 | 100-42-5 | |
| 1,1,1,2-Tetrachloroethane | **0.50U** | ug/L | 1.0 | 0.50 | 1 | | 11/17/11 10:08 | 630-20-6 | |
| 1,1,2,2-Tetrachloroethane | **0.12U** | ug/L | 0.50 | 0.12 | 1 | | 11/17/11 10:08 | 79-34-5 | |
| Tetrachloroethene | **0.50U** | ug/L | 1.0 | 0.50 | 1 | | 11/17/11 10:08 | 127-18-4 | |
| Toluene | **0.50U** | ug/L | 1.0 | 0.50 | 1 | | 11/17/11 10:08 | 108-88-3 | |
| 1,1,1-Trichloroethane | **0.50U** | ug/L | 1.0 | 0.50 | 1 | | 11/17/11 10:08 | 71-55-6 | |
| 1,1,2-Trichloroethane | **0.50U** | ug/L | 1.0 | 0.50 | 1 | | 11/17/11 10:08 | 79-00-5 | |
| Trichloroethene | **0.50U** | ug/L | 1.0 | 0.50 | 1 | | 11/17/11 10:08 | 79-01-6 | |
| Trichlorofluoromethane | **0.50U** | ug/L | 1.0 | 0.50 | 1 | | 11/17/11 10:08 | 75-69-4 | |
| 1,2,3-Trichloropropane | **0.36U** | ug/L | 0.50 | 0.36 | 1 | | 11/17/11 10:08 | 96-18-4 | |
| Vinyl acetate | **1.0U** | ug/L | 2.0 | 1.0 | 1 | | 11/17/11 10:08 | 108-05-4 | |
| Vinyl chloride | **0.50U** | ug/L | 1.0 | 0.50 | 1 | | 11/17/11 10:08 | 75-01-4 | |
| Xylene (Total) | **0.50U** | ug/L | 1.0 | 0.50 | 1 | | 11/17/11 10:08 | 1330-20-7 | |
| ***Surrogates*** | | | | | | | | | |
| 4-Bromofluorobenzene (S) | 100 | % | 70-114 | | 1 | | 11/17/11 10:08 | 460-00-4 | |
| Dibromofluoromethane (S) | 104 | % | 88-117 | | 1 | | 11/17/11 10:08 | 1868-53-7 | |
| 1,2-Dichloroethane-d4 (S) | 100 | % | 86-125 | | 1 | | 11/17/11 10:08 | 17060-07-0 | |
| Toluene-d8 (S) | 102 | % | 87-113 | | 1 | | 11/17/11 10:08 | 2037-26-5 | |
| **2540C Total Dissolved Solids** | Analytical Method: SM 2540C | | | | | | | | |
| Total Dissolved Solids | **5.0U** | mg/L | 5.0 | 5.0 | 1 | | 11/16/11 09:02 | | |
| **300.0 IC Anions** | Analytical Method: EPA 300.0 | | | | | | | | |
| Nitrate as N | **0.025U** | mg/L | 0.050 | 0.025 | 1 | | 11/15/11 14:20 | 14797-55-8 | |
| **300.0 IC Anions 28 Days** | Analytical Method: EPA 300.0 | | | | | | | | |
| Chloride | **2.5U** | mg/L | 5.0 | 2.5 | 1 | | 11/15/11 14:20 | 16887-00-6 | |
| Sulfate | **2.5U** | mg/L | 5.0 | 2.5 | 1 | | 11/15/11 14:20 | 14808-79-8 | |

**Pace Analytical Services, Inc.**
8 East Tower Circle
Ormond Beach, FL 32174
(386)672-5668

# ANALYTICAL RESULTS

Project: Tomoka Semi-annual
Pace Project No.: 3543106

**Sample: EQ Blank (11/14/11)** **Lab ID: 3543106001** Collected: 11/14/11 10:10 Received: 11/14/11 16:50 Matrix: Water

| Parameters | Results | Units | PQL | MDL | DF | Prepared | Analyzed | CAS No. | Qual |
|---|---|---|---|---|---|---|---|---|---|
| **350.1 Ammonia** | Analytical Method: EPA 350.1 | | | | | | | | |
| Nitrogen, Ammonia | **0.020U** | mg/L | 0.050 | 0.020 | 1 | | 11/18/11 07:16 | 7664-41-7 | |

**Pace Analytical Services, Inc.**
8 East Tower Circle
Ormond Beach, FL 32174
(386)672-5668

# ANALYTICAL RESULTS

Project: Tomoka Semi-annual
Pace Project No.: 3543106

**Sample: B37-1** **Lab ID: 3543106002** Collected: 11/14/11 10:32 Received: 11/14/11 16:50 Matrix: Water

| Parameters | Results | Units | PQL | MDL | DF | Prepared | Analyzed | CAS No. | Qual |
|---|---|---|---|---|---|---|---|---|---|
| **Field Data** | Analytical Method: | | | | | | | | |
| Field pH | **6.43** | Std. Units | | | 1 | | 11/14/11 10:32 | | |
| Field Temperature | **23.37** | deg C | | | 1 | | 11/14/11 10:32 | | |
| Appearance | **Color: Brown, Sheen: None** | | | | 1 | | 11/14/11 10:32 | | |
| Field Specific Conductance | **2461** | umhos/cm | | | 1 | | 11/14/11 10:32 | | |
| Oxygen, Dissolved | **0.23** | mg/L | | | 1 | | 11/14/11 10:32 | 7782-44-7 | |
| REDOX | **-75.3** | mV | | | 1 | | 11/14/11 10:32 | | |
| Turbidity | **3.57** | NTU | | | 1 | | 11/14/11 10:32 | | |
| Depth to Water | **1.65** | feet | | | 1 | | 11/14/11 10:32 | | |
| Water Level(NGVD) | **26.94** | feet | | | 1 | | 11/14/11 10:32 | | |
| **8011 GCS EDB and DBCP** | Analytical Method: EPA 8011 Preparation Method: EPA 8011 | | | | | | | | |
| 1,2-Dibromo-3-chloropropane | **0.0050U** | ug/L | 0.020 | 0.0050 | 1 | 11/17/11 11:30 | 11/17/11 18:29 | 96-12-8 | |
| 1,2-Dibromoethane (EDB) | **0.0063U** | ug/L | 0.010 | 0.0063 | 1 | 11/17/11 11:30 | 11/17/11 18:29 | 106-93-4 | |
| **6010 MET ICP** | Analytical Method: EPA 6010 Preparation Method: EPA 3010 | | | | | | | | |
| Arsenic | **5.0U** | ug/L | 10.0 | 5.0 | 1 | 11/15/11 09:35 | 11/16/11 04:33 | 7440-38-2 | |
| Barium | **236** | ug/L | 10.0 | 5.0 | 1 | 11/15/11 09:35 | 11/16/11 04:33 | 7440-39-3 | |
| Beryllium | **0.50U** | ug/L | 1.0 | 0.50 | 1 | 11/15/11 09:35 | 11/16/11 04:33 | 7440-41-7 | |
| Cadmium | **0.50U** | ug/L | 1.0 | 0.50 | 1 | 11/15/11 09:35 | 11/16/11 04:33 | 7440-43-9 | |
| Chromium | **2.5U** | ug/L | 5.0 | 2.5 | 1 | 11/15/11 09:35 | 11/16/11 04:33 | 7440-47-3 | |
| Cobalt | **5.0U** | ug/L | 10.0 | 5.0 | 1 | 11/15/11 09:35 | 11/16/11 04:33 | 7440-48-4 | |
| Copper | **2.5U** | ug/L | 5.0 | 2.5 | 1 | 11/15/11 09:35 | 11/16/11 04:33 | 7440-50-8 | |
| Iron | **37600** | ug/L | 40.0 | 20.0 | 1 | 11/15/11 09:35 | 11/16/11 04:33 | 7439-89-6 | |
| Lead | **5.0U** | ug/L | 10.0 | 5.0 | 1 | 11/15/11 09:35 | 11/16/11 04:33 | 7439-92-1 | |
| Nickel | **2.5U** | ug/L | 5.0 | 2.5 | 1 | 11/15/11 09:35 | 11/16/11 04:33 | 7440-02-0 | |
| Selenium | **7.5U** | ug/L | 15.0 | 7.5 | 1 | 11/15/11 09:35 | 11/16/11 04:33 | 7782-49-2 | |
| Silver | **2.5U** | ug/L | 5.0 | 2.5 | 1 | 11/15/11 09:35 | 11/16/11 04:33 | 7440-22-4 | |
| Sodium | **236** | mg/L | 1.0 | 0.50 | 1 | 11/15/11 09:35 | 11/16/11 04:33 | 7440-23-5 | |
| Vanadium | **5.0U** | ug/L | 10.0 | 5.0 | 1 | 11/15/11 09:35 | 11/16/11 04:33 | 7440-62-2 | |
| Zinc | **10.0U** | ug/L | 20.0 | 10.0 | 1 | 11/15/11 09:35 | 11/16/11 04:33 | 7440-66-6 | |
| **6020 MET ICPMS** | Analytical Method: EPA 6020 Preparation Method: EPA 3010 | | | | | | | | |
| Antimony | **0.50U** | ug/L | 1.0 | 0.50 | 1 | 11/15/11 09:35 | 11/16/11 14:12 | 7440-36-0 | |
| Thallium | **0.50U** | ug/L | 1.0 | 0.50 | 1 | 11/15/11 09:35 | 11/16/11 14:12 | 7440-28-0 | |
| **7470 Mercury** | Analytical Method: EPA 7470 Preparation Method: EPA 7470 | | | | | | | | |
| Mercury | **0.18 I** | ug/L | 0.20 | 0.10 | 1 | 11/15/11 03:30 | 11/15/11 13:03 | 7439-97-6 | |
| **8260 MSV** | Analytical Method: EPA 8260 | | | | | | | | |
| Acetone | **5.0U** | ug/L | 10.0 | 5.0 | 1 | | 11/17/11 12:59 | 67-64-1 | |
| Acrylonitrile | **5.0U** | ug/L | 10.0 | 5.0 | 1 | | 11/17/11 12:59 | 107-13-1 | |
| Benzene | **12.1** | ug/L | 1.0 | 0.50 | 1 | | 11/17/11 12:59 | 71-43-2 | |
| Bromochloromethane | **0.50U** | ug/L | 1.0 | 0.50 | 1 | | 11/17/11 12:59 | 74-97-5 | |

**Pace Analytical Services, Inc.**
8 East Tower Circle
Ormond Beach, FL 32174
(386)672-5668

# ANALYTICAL RESULTS

Project: Tomoka Semi-annual
Pace Project No.: 3543106

**Sample: B37-1** **Lab ID: 3543106002** Collected: 11/14/11 10:32 Received: 11/14/11 16:50 Matrix: Water

| Parameters | Results | Units | PQL | MDL | DF | Prepared | Analyzed | CAS No. | Qual |
|---|---|---|---|---|---|---|---|---|---|
| **8260 MSV** | Analytical Method: EPA 8260 | | | | | | | | |
| Bromodichloromethane | **0.27U** | ug/L | 0.60 | 0.27 | 1 | | 11/17/11 12:59 | 75-27-4 | |
| Bromoform | **0.50U** | ug/L | 1.0 | 0.50 | 1 | | 11/17/11 12:59 | 75-25-2 | |
| Bromomethane | **0.50U** | ug/L | 1.0 | 0.50 | 1 | | 11/17/11 12:59 | 74-83-9 | |
| 2-Butanone (MEK) | **5.0U** | ug/L | 10.0 | 5.0 | 1 | | 11/17/11 12:59 | 78-93-3 | |
| Carbon disulfide | **5.0U** | ug/L | 10.0 | 5.0 | 1 | | 11/17/11 12:59 | 75-15-0 | |
| Carbon tetrachloride | **0.50U** | ug/L | 1.0 | 0.50 | 1 | | 11/17/11 12:59 | 56-23-5 | |
| Chlorobenzene | **12.0** | ug/L | 1.0 | 0.50 | 1 | | 11/17/11 12:59 | 108-90-7 | |
| Chloroethane | **0.50U** | ug/L | 1.0 | 0.50 | 1 | | 11/17/11 12:59 | 75-00-3 | |
| Chloroform | **0.50U** | ug/L | 1.0 | 0.50 | 1 | | 11/17/11 12:59 | 67-66-3 | |
| Chloromethane | **0.62U** | ug/L | 1.0 | 0.62 | 1 | | 11/17/11 12:59 | 74-87-3 | |
| Dibromochloromethane | **0.26U** | ug/L | 0.50 | 0.26 | 1 | | 11/17/11 12:59 | 124-48-1 | |
| Dibromomethane | **0.50U** | ug/L | 1.0 | 0.50 | 1 | | 11/17/11 12:59 | 74-95-3 | |
| 1,2-Dichlorobenzene | **0.50U** | ug/L | 1.0 | 0.50 | 1 | | 11/17/11 12:59 | 95-50-1 | |
| 1,4-Dichlorobenzene | **0.84 I** | ug/L | 1.0 | 0.50 | 1 | | 11/17/11 12:59 | 106-46-7 | |
| trans-1,4-Dichloro-2-butene | **5.0U** | ug/L | 10.0 | 5.0 | 1 | | 11/17/11 12:59 | 110-57-6 | |
| 1,1-Dichloroethane | **0.50U** | ug/L | 1.0 | 0.50 | 1 | | 11/17/11 12:59 | 75-34-3 | |
| 1,2-Dichloroethane | **0.50U** | ug/L | 1.0 | 0.50 | 1 | | 11/17/11 12:59 | 107-06-2 | |
| 1,1-Dichloroethene | **0.50U** | ug/L | 1.0 | 0.50 | 1 | | 11/17/11 12:59 | 75-35-4 | |
| cis-1,2-Dichloroethene | **0.50U** | ug/L | 1.0 | 0.50 | 1 | | 11/17/11 12:59 | 156-59-2 | |
| trans-1,2-Dichloroethene | **0.50U** | ug/L | 1.0 | 0.50 | 1 | | 11/17/11 12:59 | 156-60-5 | |
| 1,2-Dichloropropane | **0.50U** | ug/L | 1.0 | 0.50 | 1 | | 11/17/11 12:59 | 78-87-5 | |
| cis-1,3-Dichloropropene | **0.25U** | ug/L | 0.50 | 0.25 | 1 | | 11/17/11 12:59 | 10061-01-5 | |
| trans-1,3-Dichloropropene | **0.25U** | ug/L | 0.50 | 0.25 | 1 | | 11/17/11 12:59 | 10061-02-6 | |
| Ethylbenzene | **0.50U** | ug/L | 1.0 | 0.50 | 1 | | 11/17/11 12:59 | 100-41-4 | |
| 2-Hexanone | **5.0U** | ug/L | 10.0 | 5.0 | 1 | | 11/17/11 12:59 | 591-78-6 | |
| Iodomethane | **0.50U** | ug/L | 1.0 | 0.50 | 1 | | 11/17/11 12:59 | 74-88-4 | |
| Methylene Chloride | **2.5U** | ug/L | 5.0 | 2.5 | 1 | | 11/17/11 12:59 | 75-09-2 | |
| 4-Methyl-2-pentanone (MIBK) | **5.0U** | ug/L | 10.0 | 5.0 | 1 | | 11/17/11 12:59 | 108-10-1 | |
| Styrene | **0.50U** | ug/L | 1.0 | 0.50 | 1 | | 11/17/11 12:59 | 100-42-5 | |
| 1,1,1,2-Tetrachloroethane | **0.50U** | ug/L | 1.0 | 0.50 | 1 | | 11/17/11 12:59 | 630-20-6 | |
| 1,1,2,2-Tetrachloroethane | **0.12U** | ug/L | 0.50 | 0.12 | 1 | | 11/17/11 12:59 | 79-34-5 | |
| Tetrachloroethene | **0.50U** | ug/L | 1.0 | 0.50 | 1 | | 11/17/11 12:59 | 127-18-4 | |
| Toluene | **0.63 I** | ug/L | 1.0 | 0.50 | 1 | | 11/17/11 12:59 | 108-88-3 | |
| 1,1,1-Trichloroethane | **0.50U** | ug/L | 1.0 | 0.50 | 1 | | 11/17/11 12:59 | 71-55-6 | |
| 1,1,2-Trichloroethane | **0.50U** | ug/L | 1.0 | 0.50 | 1 | | 11/17/11 12:59 | 79-00-5 | |
| Trichloroethene | **0.50U** | ug/L | 1.0 | 0.50 | 1 | | 11/17/11 12:59 | 79-01-6 | |
| Trichlorofluoromethane | **0.50U** | ug/L | 1.0 | 0.50 | 1 | | 11/17/11 12:59 | 75-69-4 | |
| 1,2,3-Trichloropropane | **0.36U** | ug/L | 0.50 | 0.36 | 1 | | 11/17/11 12:59 | 96-18-4 | |
| Vinyl acetate | **1.0U** | ug/L | 2.0 | 1.0 | 1 | | 11/17/11 12:59 | 108-05-4 | |
| Vinyl chloride | **0.50U** | ug/L | 1.0 | 0.50 | 1 | | 11/17/11 12:59 | 75-01-4 | |
| Xylene (Total) | **3.3** | ug/L | 1.0 | 0.50 | 1 | | 11/17/11 12:59 | 1330-20-7 | |
| ***Surrogates*** | | | | | | | | | |
| 4-Bromofluorobenzene (S) | 103 | % | 70-114 | | 1 | | 11/17/11 12:59 | 460-00-4 | |
| Dibromofluoromethane (S) | 103 | % | 88-117 | | 1 | | 11/17/11 12:59 | 1868-53-7 | |
| 1,2-Dichloroethane-d4 (S) | 101 | % | 86-125 | | 1 | | 11/17/11 12:59 | 17060-07-0 | |
| Toluene-d8 (S) | 101 | % | 87-113 | | 1 | | 11/17/11 12:59 | 2037-26-5 | |

**Pace Analytical Services, Inc.**
8 East Tower Circle
Ormond Beach, FL 32174
(386)672-5668

# ANALYTICAL RESULTS

Project: Tomoka Semi-annual
Pace Project No.: 3543106

**Sample: B37-1** **Lab ID: 3543106002** Collected: 11/14/11 10:32 Received: 11/14/11 16:50 Matrix: Water

| Parameters | Results | Units | PQL | MDL | DF | Prepared | Analyzed | CAS No. | Qual |
|---|---|---|---|---|---|---|---|---|---|
| **2540C Total Dissolved Solids** | Analytical Method: SM 2540C | | | | | | | | |
| Total Dissolved Solids | **1570** | mg/L | 20.0 | 20.0 | 1 | | 11/16/11 09:04 | | |
| **300.0 IC Anions** | Analytical Method: EPA 300.0 | | | | | | | | |
| Nitrate as N | **0.050U** | mg/L | 0.10 | 0.050 | 2 | | 11/15/11 14:32 | 14797-55-8 | |
| **300.0 IC Anions 28 Days** | Analytical Method: EPA 300.0 | | | | | | | | |
| Chloride | **199** | mg/L | 10.0 | 5.0 | 2 | | 11/15/11 14:32 | 16887-00-6 | |
| Sulfate | **5.0U** | mg/L | 10.0 | 5.0 | 2 | | 11/15/11 14:32 | 14808-79-8 | |
| **350.1 Ammonia** | Analytical Method: EPA 350.1 | | | | | | | | |
| Nitrogen, Ammonia | **0.48** | mg/L | 0.050 | 0.020 | 1 | | 11/18/11 07:17 | 7664-41-7 | |

**Pace Analytical Services, Inc.**
8 East Tower Circle
Ormond Beach, FL 32174
(386)672-5668

# ANALYTICAL RESULTS

Project: Tomoka Semi-annual
Pace Project No.: 3543106

**Sample: B37-1 DUP** **Lab ID: 3543106003** Collected: 11/14/11 10:32 Received: 11/14/11 16:50 Matrix: Water

| Parameters | Results | Units | PQL | MDL | DF | Prepared | Analyzed | CAS No. | Qual |
|---|---|---|---|---|---|---|---|---|---|
| **Field Data** | Analytical Method: | | | | | | | | |
| Field pH | **6.43** | Std. Units | | | 1 | | 11/14/11 10:32 | | |
| Field Temperature | **23.37** | deg C | | | 1 | | 11/14/11 10:32 | | |
| Appearance | **Color: Brown, Sheen: None** | | | | 1 | | 11/14/11 10:32 | | |
| Field Specific Conductance | **2461** | umhos/cm | | | 1 | | 11/14/11 10:32 | | |
| Oxygen, Dissolved | **0.23** | mg/L | | | 1 | | 11/14/11 10:32 | 7782-44-7 | |
| REDOX | **-75.3** | mV | | | 1 | | 11/14/11 10:32 | | |
| Turbidity | **3.57** | NTU | | | 1 | | 11/14/11 10:32 | | |
| Depth to Water | **1.65** | feet | | | 1 | | 11/14/11 10:32 | | |
| Water Level(NGVD) | **26.94** | feet | | | 1 | | 11/14/11 10:32 | | |
| **8011 GCS EDB and DBCP** | Analytical Method: EPA 8011 Preparation Method: EPA 8011 | | | | | | | | |
| 1,2-Dibromo-3-chloropropane | **0.0051U** | ug/L | 0.021 | 0.0051 | 1 | 11/17/11 11:30 | 11/17/11 18:45 | 96-12-8 | |
| 1,2-Dibromoethane (EDB) | **0.0064U** | ug/L | 0.010 | 0.0064 | 1 | 11/17/11 11:30 | 11/17/11 18:45 | 106-93-4 | |
| **6010 MET ICP** | Analytical Method: EPA 6010 Preparation Method: EPA 3010 | | | | | | | | |
| Arsenic | **5.0U** | ug/L | 10.0 | 5.0 | 1 | 11/15/11 09:35 | 11/16/11 04:37 | 7440-38-2 | |
| Barium | **235** | ug/L | 10.0 | 5.0 | 1 | 11/15/11 09:35 | 11/16/11 04:37 | 7440-39-3 | |
| Beryllium | **0.50U** | ug/L | 1.0 | 0.50 | 1 | 11/15/11 09:35 | 11/16/11 04:37 | 7440-41-7 | |
| Cadmium | **0.50U** | ug/L | 1.0 | 0.50 | 1 | 11/15/11 09:35 | 11/16/11 04:37 | 7440-43-9 | |
| Chromium | **2.5U** | ug/L | 5.0 | 2.5 | 1 | 11/15/11 09:35 | 11/16/11 04:37 | 7440-47-3 | |
| Cobalt | **5.0U** | ug/L | 10.0 | 5.0 | 1 | 11/15/11 09:35 | 11/16/11 04:37 | 7440-48-4 | |
| Copper | **2.5U** | ug/L | 5.0 | 2.5 | 1 | 11/15/11 09:35 | 11/16/11 04:37 | 7440-50-8 | |
| Iron | **37800** | ug/L | 40.0 | 20.0 | 1 | 11/15/11 09:35 | 11/16/11 04:37 | 7439-89-6 | |
| Lead | **5.0U** | ug/L | 10.0 | 5.0 | 1 | 11/15/11 09:35 | 11/16/11 04:37 | 7439-92-1 | |
| Nickel | **2.5U** | ug/L | 5.0 | 2.5 | 1 | 11/15/11 09:35 | 11/16/11 04:37 | 7440-02-0 | |
| Selenium | **7.5U** | ug/L | 15.0 | 7.5 | 1 | 11/15/11 09:35 | 11/16/11 04:37 | 7782-49-2 | |
| Silver | **2.5U** | ug/L | 5.0 | 2.5 | 1 | 11/15/11 09:35 | 11/16/11 04:37 | 7440-22-4 | |
| Sodium | **236** | mg/L | 1.0 | 0.50 | 1 | 11/15/11 09:35 | 11/16/11 04:37 | 7440-23-5 | |
| Vanadium | **5.0U** | ug/L | 10.0 | 5.0 | 1 | 11/15/11 09:35 | 11/16/11 04:37 | 7440-62-2 | |
| Zinc | **10.0U** | ug/L | 20.0 | 10.0 | 1 | 11/15/11 09:35 | 11/16/11 04:37 | 7440-66-6 | |
| **6020 MET ICPMS** | Analytical Method: EPA 6020 Preparation Method: EPA 3010 | | | | | | | | |
| Antimony | **0.50U** | ug/L | 1.0 | 0.50 | 1 | 11/15/11 09:35 | 11/16/11 14:20 | 7440-36-0 | |
| Thallium | **0.50U** | ug/L | 1.0 | 0.50 | 1 | 11/15/11 09:35 | 11/16/11 14:20 | 7440-28-0 | |
| **7470 Mercury** | Analytical Method: EPA 7470 Preparation Method: EPA 7470 | | | | | | | | |
| Mercury | **0.10U** | ug/L | 0.20 | 0.10 | 1 | 11/15/11 03:30 | 11/15/11 13:06 | 7439-97-6 | |
| **8260 MSV** | Analytical Method: EPA 8260 | | | | | | | | |
| Acetone | **8.3 I** | ug/L | 10.0 | 5.0 | 1 | | 11/17/11 13:23 | 67-64-1 | |
| Acrylonitrile | **5.0U** | ug/L | 10.0 | 5.0 | 1 | | 11/17/11 13:23 | 107-13-1 | |
| Benzene | **9.8** | ug/L | 1.0 | 0.50 | 1 | | 11/17/11 13:23 | 71-43-2 | |
| Bromochloromethane | **0.50U** | ug/L | 1.0 | 0.50 | 1 | | 11/17/11 13:23 | 74-97-5 | |

**Pace Analytical Services, Inc.**
8 East Tower Circle
Ormond Beach, FL 32174
(386)672-5668

# ANALYTICAL RESULTS

Project: Tomoka Semi-annual
Pace Project No.: 3543106

**Sample: B37-1 DUP** **Lab ID: 3543106003** Collected: 11/14/11 10:32 Received: 11/14/11 16:50 Matrix: Water

| Parameters | Results | Units | PQL | MDL | DF | Prepared | Analyzed | CAS No. | Qual |
|---|---|---|---|---|---|---|---|---|---|
| **8260 MSV** | Analytical Method: EPA 8260 | | | | | | | | |
| Bromodichloromethane | **0.27U** | ug/L | 0.60 | 0.27 | 1 | | 11/17/11 13:23 | 75-27-4 | |
| Bromoform | **0.50U** | ug/L | 1.0 | 0.50 | 1 | | 11/17/11 13:23 | 75-25-2 | |
| Bromomethane | **0.50U** | ug/L | 1.0 | 0.50 | 1 | | 11/17/11 13:23 | 74-83-9 | |
| 2-Butanone (MEK) | **5.0U** | ug/L | 10.0 | 5.0 | 1 | | 11/17/11 13:23 | 78-93-3 | |
| Carbon disulfide | **5.0U** | ug/L | 10.0 | 5.0 | 1 | | 11/17/11 13:23 | 75-15-0 | |
| Carbon tetrachloride | **0.50U** | ug/L | 1.0 | 0.50 | 1 | | 11/17/11 13:23 | 56-23-5 | |
| Chlorobenzene | **10.2** | ug/L | 1.0 | 0.50 | 1 | | 11/17/11 13:23 | 108-90-7 | |
| Chloroethane | **0.50U** | ug/L | 1.0 | 0.50 | 1 | | 11/17/11 13:23 | 75-00-3 | |
| Chloroform | **0.50U** | ug/L | 1.0 | 0.50 | 1 | | 11/17/11 13:23 | 67-66-3 | |
| Chloromethane | **0.62U** | ug/L | 1.0 | 0.62 | 1 | | 11/17/11 13:23 | 74-87-3 | |
| Dibromochloromethane | **0.26U** | ug/L | 0.50 | 0.26 | 1 | | 11/17/11 13:23 | 124-48-1 | |
| Dibromomethane | **0.50U** | ug/L | 1.0 | 0.50 | 1 | | 11/17/11 13:23 | 74-95-3 | |
| 1,2-Dichlorobenzene | **0.50U** | ug/L | 1.0 | 0.50 | 1 | | 11/17/11 13:23 | 95-50-1 | |
| 1,4-Dichlorobenzene | **0.75 I** | ug/L | 1.0 | 0.50 | 1 | | 11/17/11 13:23 | 106-46-7 | |
| trans-1,4-Dichloro-2-butene | **5.0U** | ug/L | 10.0 | 5.0 | 1 | | 11/17/11 13:23 | 110-57-6 | |
| 1,1-Dichloroethane | **0.50U** | ug/L | 1.0 | 0.50 | 1 | | 11/17/11 13:23 | 75-34-3 | |
| 1,2-Dichloroethane | **0.50U** | ug/L | 1.0 | 0.50 | 1 | | 11/17/11 13:23 | 107-06-2 | |
| 1,1-Dichloroethene | **0.50U** | ug/L | 1.0 | 0.50 | 1 | | 11/17/11 13:23 | 75-35-4 | |
| cis-1,2-Dichloroethene | **0.50U** | ug/L | 1.0 | 0.50 | 1 | | 11/17/11 13:23 | 156-59-2 | |
| trans-1,2-Dichloroethene | **0.50U** | ug/L | 1.0 | 0.50 | 1 | | 11/17/11 13:23 | 156-60-5 | |
| 1,2-Dichloropropane | **0.50U** | ug/L | 1.0 | 0.50 | 1 | | 11/17/11 13:23 | 78-87-5 | |
| cis-1,3-Dichloropropene | **0.25U** | ug/L | 0.50 | 0.25 | 1 | | 11/17/11 13:23 | 10061-01-5 | |
| trans-1,3-Dichloropropene | **0.25U** | ug/L | 0.50 | 0.25 | 1 | | 11/17/11 13:23 | 10061-02-6 | |
| Ethylbenzene | **2.3** | ug/L | 1.0 | 0.50 | 1 | | 11/17/11 13:23 | 100-41-4 | |
| 2-Hexanone | **5.0U** | ug/L | 10.0 | 5.0 | 1 | | 11/17/11 13:23 | 591-78-6 | |
| Iodomethane | **0.50U** | ug/L | 1.0 | 0.50 | 1 | | 11/17/11 13:23 | 74-88-4 | |
| Methylene Chloride | **2.5U** | ug/L | 5.0 | 2.5 | 1 | | 11/17/11 13:23 | 75-09-2 | |
| 4-Methyl-2-pentanone (MIBK) | **5.0U** | ug/L | 10.0 | 5.0 | 1 | | 11/17/11 13:23 | 108-10-1 | |
| Styrene | **0.50U** | ug/L | 1.0 | 0.50 | 1 | | 11/17/11 13:23 | 100-42-5 | |
| 1,1,1,2-Tetrachloroethane | **0.50U** | ug/L | 1.0 | 0.50 | 1 | | 11/17/11 13:23 | 630-20-6 | |
| 1,1,2,2-Tetrachloroethane | **0.12U** | ug/L | 0.50 | 0.12 | 1 | | 11/17/11 13:23 | 79-34-5 | |
| Tetrachloroethene | **0.50U** | ug/L | 1.0 | 0.50 | 1 | | 11/17/11 13:23 | 127-18-4 | |
| Toluene | **0.60 I** | ug/L | 1.0 | 0.50 | 1 | | 11/17/11 13:23 | 108-88-3 | |
| 1,1,1-Trichloroethane | **0.50U** | ug/L | 1.0 | 0.50 | 1 | | 11/17/11 13:23 | 71-55-6 | |
| 1,1,2-Trichloroethane | **0.50U** | ug/L | 1.0 | 0.50 | 1 | | 11/17/11 13:23 | 79-00-5 | |
| Trichloroethene | **0.50U** | ug/L | 1.0 | 0.50 | 1 | | 11/17/11 13:23 | 79-01-6 | |
| Trichlorofluoromethane | **0.50U** | ug/L | 1.0 | 0.50 | 1 | | 11/17/11 13:23 | 75-69-4 | |
| 1,2,3-Trichloropropane | **0.36U** | ug/L | 0.50 | 0.36 | 1 | | 11/17/11 13:23 | 96-18-4 | |
| Vinyl acetate | **1.0U** | ug/L | 2.0 | 1.0 | 1 | | 11/17/11 13:23 | 108-05-4 | |
| Vinyl chloride | **0.50U** | ug/L | 1.0 | 0.50 | 1 | | 11/17/11 13:23 | 75-01-4 | |
| Xylene (Total) | **3.0** | ug/L | 1.0 | 0.50 | 1 | | 11/17/11 13:23 | 1330-20-7 | |
| ***Surrogates*** | | | | | | | | | |
| 4-Bromofluorobenzene (S) | 101 | % | 70-114 | | 1 | | 11/17/11 13:23 | 460-00-4 | |
| Dibromofluoromethane (S) | 106 | % | 88-117 | | 1 | | 11/17/11 13:23 | 1868-53-7 | |
| 1,2-Dichloroethane-d4 (S) | 103 | % | 86-125 | | 1 | | 11/17/11 13:23 | 17060-07-0 | |
| Toluene-d8 (S) | 101 | % | 87-113 | | 1 | | 11/17/11 13:23 | 2037-26-5 | |

**Pace Analytical Services, Inc.**
8 East Tower Circle
Ormond Beach, FL 32174
(386)672-5668

# ANALYTICAL RESULTS

Project: Tomoka Semi-annual
Pace Project No.: 3543106

**Sample: B37-1 DUP** **Lab ID: 3543106003** Collected: 11/14/11 10:32 Received: 11/14/11 16:50 Matrix: Water

| Parameters | Results | Units | PQL | MDL | DF | Prepared | Analyzed | CAS No. | Qual |
|---|---|---|---|---|---|---|---|---|---|
| **2540C Total Dissolved Solids** | Analytical Method: SM 2540C | | | | | | | | |
| Total Dissolved Solids | **1560** | mg/L | 20.0 | 20.0 | 1 | | 11/16/11 09:04 | | |
| **300.0 IC Anions** | Analytical Method: EPA 300.0 | | | | | | | | |
| Nitrate as N | **0.050U** | mg/L | 0.10 | 0.050 | 2 | | 11/15/11 15:09 | 14797-55-8 | |
| **300.0 IC Anions 28 Days** | Analytical Method: EPA 300.0 | | | | | | | | |
| Chloride | **199** | mg/L | 10.0 | 5.0 | 2 | | 11/15/11 15:09 | 16887-00-6 | |
| Sulfate | **5.0U** | mg/L | 10.0 | 5.0 | 2 | | 11/15/11 15:09 | 14808-79-8 | |
| **350.1 Ammonia** | Analytical Method: EPA 350.1 | | | | | | | | |
| Nitrogen, Ammonia | **0.52** | mg/L | 0.050 | 0.020 | 1 | | 11/18/11 07:18 | 7664-41-7 | |

**Pace Analytical Services, Inc.**
8 East Tower Circle
Ormond Beach, FL 32174
(386)672-5668

# ANALYTICAL RESULTS

Project: Tomoka Semi-annual
Pace Project No.: 3543106

**Sample: B37-2** **Lab ID: 3543106004** Collected: 11/14/11 11:18 Received: 11/14/11 16:50 Matrix: Water

| Parameters | Results | Units | PQL | MDL | DF | Prepared | Analyzed | CAS No. | Qual |
|---|---|---|---|---|---|---|---|---|---|
| **Field Data** | Analytical Method: | | | | | | | | |
| Field pH | **6.38** | Std. Units | | | 1 | | 11/14/11 11:18 | | |
| Field Temperature | **24.05** | deg C | | | 1 | | 11/14/11 11:18 | | |
| Appearance | **Color: Brown, Sheen: None** | | | | 1 | | 11/14/11 11:18 | | |
| Field Specific Conductance | **453** | umhos/cm | | | 1 | | 11/14/11 11:18 | | |
| Oxygen, Dissolved | **0.25** | mg/L | | | 1 | | 11/14/11 11:18 | 7782-44-7 | |
| REDOX | **-23.9** | mV | | | 1 | | 11/14/11 11:18 | | |
| Turbidity | **7.37** | NTU | | | 1 | | 11/14/11 11:18 | | |
| Depth to Water | **1.15** | feet | | | 1 | | 11/14/11 11:18 | | |
| Water Level(NGVD) | **27.57** | feet | | | 1 | | 11/14/11 11:18 | | |
| **8011 GCS EDB and DBCP** | Analytical Method: EPA 8011 Preparation Method: EPA 8011 | | | | | | | | |
| 1,2-Dibromo-3-chloropropane | **0.0050U** | ug/L | 0.020 | 0.0050 | 1 | 11/17/11 11:30 | 11/17/11 19:15 | 96-12-8 | |
| 1,2-Dibromoethane (EDB) | **0.0063U** | ug/L | 0.010 | 0.0063 | 1 | 11/17/11 11:30 | 11/17/11 19:15 | 106-93-4 | |
| **6010 MET ICP** | Analytical Method: EPA 6010 Preparation Method: EPA 3010 | | | | | | | | |
| Arsenic | **6.6 I** | ug/L | 10.0 | 5.0 | 1 | 11/15/11 09:35 | 11/16/11 05:09 | 7440-38-2 | |
| Barium | **24.4** | ug/L | 10.0 | 5.0 | 1 | 11/15/11 09:35 | 11/16/11 05:09 | 7440-39-3 | |
| Beryllium | **0.50U** | ug/L | 1.0 | 0.50 | 1 | 11/15/11 09:35 | 11/16/11 05:09 | 7440-41-7 | |
| Cadmium | **0.50U** | ug/L | 1.0 | 0.50 | 1 | 11/15/11 09:35 | 11/16/11 05:09 | 7440-43-9 | |
| Chromium | **2.5U** | ug/L | 5.0 | 2.5 | 1 | 11/15/11 09:35 | 11/16/11 05:09 | 7440-47-3 | |
| Cobalt | **5.0U** | ug/L | 10.0 | 5.0 | 1 | 11/15/11 09:35 | 11/16/11 05:09 | 7440-48-4 | |
| Copper | **2.5U** | ug/L | 5.0 | 2.5 | 1 | 11/15/11 09:35 | 11/16/11 05:09 | 7440-50-8 | |
| Iron | **8140** | ug/L | 40.0 | 20.0 | 1 | 11/15/11 09:35 | 11/16/11 05:09 | 7439-89-6 | |
| Lead | **5.0U** | ug/L | 10.0 | 5.0 | 1 | 11/15/11 09:35 | 11/16/11 05:09 | 7439-92-1 | |
| Nickel | **2.5U** | ug/L | 5.0 | 2.5 | 1 | 11/15/11 09:35 | 11/16/11 05:09 | 7440-02-0 | |
| Selenium | **7.5U** | ug/L | 15.0 | 7.5 | 1 | 11/15/11 09:35 | 11/16/11 05:09 | 7782-49-2 | |
| Silver | **2.5U** | ug/L | 5.0 | 2.5 | 1 | 11/15/11 09:35 | 11/16/11 05:09 | 7440-22-4 | |
| Sodium | **15.2** | mg/L | 1.0 | 0.50 | 1 | 11/15/11 09:35 | 11/16/11 05:09 | 7440-23-5 | |
| Vanadium | **5.0U** | ug/L | 10.0 | 5.0 | 1 | 11/15/11 09:35 | 11/16/11 05:09 | 7440-62-2 | |
| Zinc | **10.0U** | ug/L | 20.0 | 10.0 | 1 | 11/15/11 09:35 | 11/16/11 05:09 | 7440-66-6 | |
| **6020 MET ICPMS** | Analytical Method: EPA 6020 Preparation Method: EPA 3010 | | | | | | | | |
| Antimony | **0.50U** | ug/L | 1.0 | 0.50 | 1 | 11/15/11 09:35 | 11/16/11 14:23 | 7440-36-0 | |
| Thallium | **0.50U** | ug/L | 1.0 | 0.50 | 1 | 11/15/11 09:35 | 11/16/11 14:23 | 7440-28-0 | |
| **7470 Mercury** | Analytical Method: EPA 7470 Preparation Method: EPA 7470 | | | | | | | | |
| Mercury | **0.14 I** | ug/L | 0.20 | 0.10 | 1 | 11/15/11 03:30 | 11/15/11 13:20 | 7439-97-6 | |
| **8260 MSV** | Analytical Method: EPA 8260 | | | | | | | | |
| Acetone | **5.0U** | ug/L | 10.0 | 5.0 | 1 | | 11/17/11 13:48 | 67-64-1 | |
| Acrylonitrile | **5.0U** | ug/L | 10.0 | 5.0 | 1 | | 11/17/11 13:48 | 107-13-1 | |
| Benzene | **0.50U** | ug/L | 1.0 | 0.50 | 1 | | 11/17/11 13:48 | 71-43-2 | |
| Bromochloromethane | **0.50U** | ug/L | 1.0 | 0.50 | 1 | | 11/17/11 13:48 | 74-97-5 | |

**Pace Analytical Services, Inc.**
8 East Tower Circle
Ormond Beach, FL 32174
(386)672-5668

# ANALYTICAL RESULTS

Project: Tomoka Semi-annual
Pace Project No.: 3543106

**Sample: B37-2** **Lab ID: 3543106004** Collected: 11/14/11 11:18 Received: 11/14/11 16:50 Matrix: Water

| Parameters | Results | Units | PQL | MDL | DF | Prepared | Analyzed | CAS No. | Qual |
|---|---|---|---|---|---|---|---|---|---|
| **8260 MSV** | Analytical Method: EPA 8260 | | | | | | | | |
| Bromodichloromethane | **0.27U** | ug/L | 0.60 | 0.27 | 1 | | 11/17/11 13:48 | 75-27-4 | |
| Bromoform | **0.50U** | ug/L | 1.0 | 0.50 | 1 | | 11/17/11 13:48 | 75-25-2 | |
| Bromomethane | **0.50U** | ug/L | 1.0 | 0.50 | 1 | | 11/17/11 13:48 | 74-83-9 | |
| 2-Butanone (MEK) | **5.0U** | ug/L | 10.0 | 5.0 | 1 | | 11/17/11 13:48 | 78-93-3 | |
| Carbon disulfide | **5.0U** | ug/L | 10.0 | 5.0 | 1 | | 11/17/11 13:48 | 75-15-0 | |
| Carbon tetrachloride | **0.50U** | ug/L | 1.0 | 0.50 | 1 | | 11/17/11 13:48 | 56-23-5 | |
| Chlorobenzene | **0.50U** | ug/L | 1.0 | 0.50 | 1 | | 11/17/11 13:48 | 108-90-7 | |
| Chloroethane | **0.50U** | ug/L | 1.0 | 0.50 | 1 | | 11/17/11 13:48 | 75-00-3 | |
| Chloroform | **0.50U** | ug/L | 1.0 | 0.50 | 1 | | 11/17/11 13:48 | 67-66-3 | |
| Chloromethane | **0.62U** | ug/L | 1.0 | 0.62 | 1 | | 11/17/11 13:48 | 74-87-3 | |
| Dibromochloromethane | **0.26U** | ug/L | 0.50 | 0.26 | 1 | | 11/17/11 13:48 | 124-48-1 | |
| Dibromomethane | **0.50U** | ug/L | 1.0 | 0.50 | 1 | | 11/17/11 13:48 | 74-95-3 | |
| 1,2-Dichlorobenzene | **0.50U** | ug/L | 1.0 | 0.50 | 1 | | 11/17/11 13:48 | 95-50-1 | |
| 1,4-Dichlorobenzene | **0.50U** | ug/L | 1.0 | 0.50 | 1 | | 11/17/11 13:48 | 106-46-7 | |
| trans-1,4-Dichloro-2-butene | **5.0U** | ug/L | 10.0 | 5.0 | 1 | | 11/17/11 13:48 | 110-57-6 | |
| 1,1-Dichloroethane | **0.50U** | ug/L | 1.0 | 0.50 | 1 | | 11/17/11 13:48 | 75-34-3 | |
| 1,2-Dichloroethane | **0.50U** | ug/L | 1.0 | 0.50 | 1 | | 11/17/11 13:48 | 107-06-2 | |
| 1,1-Dichloroethene | **0.50U** | ug/L | 1.0 | 0.50 | 1 | | 11/17/11 13:48 | 75-35-4 | |
| cis-1,2-Dichloroethene | **0.50U** | ug/L | 1.0 | 0.50 | 1 | | 11/17/11 13:48 | 156-59-2 | |
| trans-1,2-Dichloroethene | **0.50U** | ug/L | 1.0 | 0.50 | 1 | | 11/17/11 13:48 | 156-60-5 | |
| 1,2-Dichloropropane | **0.50U** | ug/L | 1.0 | 0.50 | 1 | | 11/17/11 13:48 | 78-87-5 | |
| cis-1,3-Dichloropropene | **0.25U** | ug/L | 0.50 | 0.25 | 1 | | 11/17/11 13:48 | 10061-01-5 | |
| trans-1,3-Dichloropropene | **0.25U** | ug/L | 0.50 | 0.25 | 1 | | 11/17/11 13:48 | 10061-02-6 | |
| Ethylbenzene | **0.50U** | ug/L | 1.0 | 0.50 | 1 | | 11/17/11 13:48 | 100-41-4 | |
| 2-Hexanone | **5.0U** | ug/L | 10.0 | 5.0 | 1 | | 11/17/11 13:48 | 591-78-6 | |
| Iodomethane | **0.50U** | ug/L | 1.0 | 0.50 | 1 | | 11/17/11 13:48 | 74-88-4 | |
| Methylene Chloride | **2.5U** | ug/L | 5.0 | 2.5 | 1 | | 11/17/11 13:48 | 75-09-2 | |
| 4-Methyl-2-pentanone (MIBK) | **5.0U** | ug/L | 10.0 | 5.0 | 1 | | 11/17/11 13:48 | 108-10-1 | |
| Styrene | **0.50U** | ug/L | 1.0 | 0.50 | 1 | | 11/17/11 13:48 | 100-42-5 | |
| 1,1,1,2-Tetrachloroethane | **0.50U** | ug/L | 1.0 | 0.50 | 1 | | 11/17/11 13:48 | 630-20-6 | |
| 1,1,2,2-Tetrachloroethane | **0.12U** | ug/L | 0.50 | 0.12 | 1 | | 11/17/11 13:48 | 79-34-5 | |
| Tetrachloroethene | **0.50U** | ug/L | 1.0 | 0.50 | 1 | | 11/17/11 13:48 | 127-18-4 | |
| Toluene | **0.50U** | ug/L | 1.0 | 0.50 | 1 | | 11/17/11 13:48 | 108-88-3 | |
| 1,1,1-Trichloroethane | **0.50U** | ug/L | 1.0 | 0.50 | 1 | | 11/17/11 13:48 | 71-55-6 | |
| 1,1,2-Trichloroethane | **0.50U** | ug/L | 1.0 | 0.50 | 1 | | 11/17/11 13:48 | 79-00-5 | |
| Trichloroethene | **0.50U** | ug/L | 1.0 | 0.50 | 1 | | 11/17/11 13:48 | 79-01-6 | |
| Trichlorofluoromethane | **0.50U** | ug/L | 1.0 | 0.50 | 1 | | 11/17/11 13:48 | 75-69-4 | |
| 1,2,3-Trichloropropane | **0.36U** | ug/L | 0.50 | 0.36 | 1 | | 11/17/11 13:48 | 96-18-4 | |
| Vinyl acetate | **1.0U** | ug/L | 2.0 | 1.0 | 1 | | 11/17/11 13:48 | 108-05-4 | |
| Vinyl chloride | **0.50U** | ug/L | 1.0 | 0.50 | 1 | | 11/17/11 13:48 | 75-01-4 | |
| Xylene (Total) | **0.50U** | ug/L | 1.0 | 0.50 | 1 | | 11/17/11 13:48 | 1330-20-7 | |
| ***Surrogates*** | | | | | | | | | |
| 4-Bromofluorobenzene (S) | 102 | % | 70-114 | | 1 | | 11/17/11 13:48 | 460-00-4 | |
| Dibromofluoromethane (S) | 104 | % | 88-117 | | 1 | | 11/17/11 13:48 | 1868-53-7 | |
| 1,2-Dichloroethane-d4 (S) | 104 | % | 86-125 | | 1 | | 11/17/11 13:48 | 17060-07-0 | |
| Toluene-d8 (S) | 102 | % | 87-113 | | 1 | | 11/17/11 13:48 | 2037-26-5 | |

**Pace Analytical Services, Inc.**
8 East Tower Circle
Ormond Beach, FL 32174
(386)672-5668

# ANALYTICAL RESULTS

Project: Tomoka Semi-annual
Pace Project No.: 3543106

**Sample: B37-2** **Lab ID: 3543106004** Collected: 11/14/11 11:18 Received: 11/14/11 16:50 Matrix: Water

| Parameters | Results | Units | PQL | MDL | DF | Prepared | Analyzed | CAS No. | Qual |
|---|---|---|---|---|---|---|---|---|---|
| **2540C Total Dissolved Solids** | Analytical Method: SM 2540C | | | | | | | | |
| Total Dissolved Solids | **285** | mg/L | 5.0 | 5.0 | 1 | | 11/16/11 09:04 | | |
| **300.0 IC Anions** | Analytical Method: EPA 300.0 | | | | | | | | |
| Nitrate as N | **0.025U** | mg/L | 0.050 | 0.025 | 1 | | 11/15/11 15:21 | 14797-55-8 | |
| **300.0 IC Anions 28 Days** | Analytical Method: EPA 300.0 | | | | | | | | |
| Chloride | **26.6** | mg/L | 5.0 | 2.5 | 1 | | 11/15/11 15:21 | 16887-00-6 | |
| Sulfate | **2.5U** | mg/L | 5.0 | 2.5 | 1 | | 11/15/11 15:21 | 14808-79-8 | |
| **350.1 Ammonia** | Analytical Method: EPA 350.1 | | | | | | | | |
| Nitrogen, Ammonia | **0.38** | mg/L | 0.050 | 0.020 | 1 | | 11/18/11 07:19 | 7664-41-7 | |

**Pace Analytical Services, Inc.**
8 East Tower Circle
Ormond Beach, FL 32174
(386)672-5668

# ANALYTICAL RESULTS

Project: Tomoka Semi-annual
Pace Project No.: 3543106

**Sample: FA-1B** **Lab ID: 3543106005** Collected: 11/14/11 11:44 Received: 11/14/11 16:50 Matrix: Water

| Parameters | Results | Units | PQL | MDL | DF | Prepared | Analyzed | CAS No. | Qual |
|---|---|---|---|---|---|---|---|---|---|
| **Field Data** | Analytical Method: | | | | | | | | |
| Field pH | **7.14** | Std. Units | | | 1 | | 11/14/11 11:44 | | |
| Field Temperature | **22.55** | deg C | | | 1 | | 11/14/11 11:44 | | |
| Appearance | **Color: None, Sheen: None** | | | | 1 | | 11/14/11 11:44 | | |
| Field Specific Conductance | **576** | umhos/cm | | | 1 | | 11/14/11 11:44 | | |
| Oxygen, Dissolved | **0.04** | mg/L | | | 1 | | 11/14/11 11:44 | 7782-44-7 | |
| REDOX | **-98.9** | mV | | | 1 | | 11/14/11 11:44 | | |
| Turbidity | **0.01** | NTU | | | 1 | | 11/14/11 11:44 | | |
| Depth to Water | **13.78** | feet | | | 1 | | 11/14/11 11:44 | | |
| Water Level(NGVD) | **18.38** | feet | | | 1 | | 11/14/11 11:44 | | |
| **8011 GCS EDB and DBCP** | Analytical Method: EPA 8011 | Preparation Method: EPA 8011 | | | | | | | |
| 1,2-Dibromo-3-chloropropane | **0.0049U** | ug/L | 0.020 | 0.0049 | 1 | 11/17/11 11:30 | 11/17/11 19:31 | 96-12-8 | |
| 1,2-Dibromoethane (EDB) | **0.0062U** | ug/L | 0.010 | 0.0062 | 1 | 11/17/11 11:30 | 11/17/11 19:31 | 106-93-4 | |
| **6010 MET ICP** | Analytical Method: EPA 6010 | Preparation Method: EPA 3010 | | | | | | | |
| Arsenic | **5.0U** | ug/L | 10.0 | 5.0 | 1 | 11/15/11 09:35 | 11/16/11 05:29 | 7440-38-2 | |
| Barium | **29.5** | ug/L | 10.0 | 5.0 | 1 | 11/15/11 09:35 | 11/16/11 05:29 | 7440-39-3 | |
| Beryllium | **0.50U** | ug/L | 1.0 | 0.50 | 1 | 11/15/11 09:35 | 11/16/11 05:29 | 7440-41-7 | |
| Cadmium | **0.50U** | ug/L | 1.0 | 0.50 | 1 | 11/15/11 09:35 | 11/16/11 05:29 | 7440-43-9 | |
| Chromium | **2.5U** | ug/L | 5.0 | 2.5 | 1 | 11/15/11 09:35 | 11/16/11 05:29 | 7440-47-3 | |
| Cobalt | **5.0U** | ug/L | 10.0 | 5.0 | 1 | 11/15/11 09:35 | 11/16/11 05:29 | 7440-48-4 | |
| Copper | **2.5U** | ug/L | 5.0 | 2.5 | 1 | 11/15/11 09:35 | 11/16/11 05:29 | 7440-50-8 | |
| Iron | **504** | ug/L | 40.0 | 20.0 | 1 | 11/15/11 09:35 | 11/16/11 05:29 | 7439-89-6 | |
| Lead | **5.0U** | ug/L | 10.0 | 5.0 | 1 | 11/15/11 09:35 | 11/16/11 05:29 | 7439-92-1 | |
| Nickel | **2.5U** | ug/L | 5.0 | 2.5 | 1 | 11/15/11 09:35 | 11/16/11 05:29 | 7440-02-0 | |
| Selenium | **7.5U** | ug/L | 15.0 | 7.5 | 1 | 11/15/11 09:35 | 11/16/11 05:29 | 7782-49-2 | |
| Silver | **2.5U** | ug/L | 5.0 | 2.5 | 1 | 11/15/11 09:35 | 11/16/11 05:29 | 7440-22-4 | |
| Sodium | **10.0** | mg/L | 1.0 | 0.50 | 1 | 11/15/11 09:35 | 11/16/11 05:29 | 7440-23-5 | |
| Vanadium | **5.0U** | ug/L | 10.0 | 5.0 | 1 | 11/15/11 09:35 | 11/16/11 05:29 | 7440-62-2 | |
| Zinc | **10.0U** | ug/L | 20.0 | 10.0 | 1 | 11/15/11 09:35 | 11/16/11 05:29 | 7440-66-6 | |
| **6020 MET ICPMS** | Analytical Method: EPA 6020 | Preparation Method: EPA 3010 | | | | | | | |
| Antimony | **0.50U** | ug/L | 1.0 | 0.50 | 1 | 11/15/11 09:35 | 11/16/11 14:33 | 7440-36-0 | |
| Thallium | **0.50U** | ug/L | 1.0 | 0.50 | 1 | 11/15/11 09:35 | 11/16/11 14:33 | 7440-28-0 | |
| **7470 Mercury** | Analytical Method: EPA 7470 | Preparation Method: EPA 7470 | | | | | | | |
| Mercury | **0.10U** | ug/L | 0.20 | 0.10 | 1 | 11/15/11 03:30 | 11/15/11 13:23 | 7439-97-6 | |
| **8260 MSV** | Analytical Method: EPA 8260 | | | | | | | | |
| Acetone | **5.0U** | ug/L | 10.0 | 5.0 | 1 | | 11/17/11 10:56 | 67-64-1 | J(M1) |
| Acrylonitrile | **5.0U** | ug/L | 10.0 | 5.0 | 1 | | 11/17/11 10:56 | 107-13-1 | |
| Benzene | **0.50U** | ug/L | 1.0 | 0.50 | 1 | | 11/17/11 10:56 | 71-43-2 | |
| Bromochloromethane | **0.50U** | ug/L | 1.0 | 0.50 | 1 | | 11/17/11 10:56 | 74-97-5 | |

**Pace Analytical Services, Inc.**
8 East Tower Circle
Ormond Beach, FL 32174
(386)672-5668

# ANALYTICAL RESULTS

Project: Tomoka Semi-annual
Pace Project No.: 3543106

**Sample: FA-1B** **Lab ID: 3543106005** Collected: 11/14/11 11:44 Received: 11/14/11 16:50 Matrix: Water

| Parameters | Results | Units | PQL | MDL | DF | Prepared | Analyzed | CAS No. | Qual |
|---|---|---|---|---|---|---|---|---|---|
| **8260 MSV** | Analytical Method: EPA 8260 | | | | | | | | |
| Bromodichloromethane | **0.27U** | ug/L | 0.60 | 0.27 | 1 | | 11/17/11 10:56 | 75-27-4 | |
| Bromoform | **0.50U** | ug/L | 1.0 | 0.50 | 1 | | 11/17/11 10:56 | 75-25-2 | |
| Bromomethane | **0.50U** | ug/L | 1.0 | 0.50 | 1 | | 11/17/11 10:56 | 74-83-9 | |
| 2-Butanone (MEK) | **5.0U** | ug/L | 10.0 | 5.0 | 1 | | 11/17/11 10:56 | 78-93-3 | |
| Carbon disulfide | **5.0U** | ug/L | 10.0 | 5.0 | 1 | | 11/17/11 10:56 | 75-15-0 | |
| Carbon tetrachloride | **0.50U** | ug/L | 1.0 | 0.50 | 1 | | 11/17/11 10:56 | 56-23-5 | |
| Chlorobenzene | **0.50U** | ug/L | 1.0 | 0.50 | 1 | | 11/17/11 10:56 | 108-90-7 | |
| Chloroethane | **0.50U** | ug/L | 1.0 | 0.50 | 1 | | 11/17/11 10:56 | 75-00-3 | |
| Chloroform | **0.50U** | ug/L | 1.0 | 0.50 | 1 | | 11/17/11 10:56 | 67-66-3 | |
| Chloromethane | **0.62U** | ug/L | 1.0 | 0.62 | 1 | | 11/17/11 10:56 | 74-87-3 | |
| Dibromochloromethane | **0.26U** | ug/L | 0.50 | 0.26 | 1 | | 11/17/11 10:56 | 124-48-1 | |
| Dibromomethane | **0.50U** | ug/L | 1.0 | 0.50 | 1 | | 11/17/11 10:56 | 74-95-3 | |
| 1,2-Dichlorobenzene | **0.50U** | ug/L | 1.0 | 0.50 | 1 | | 11/17/11 10:56 | 95-50-1 | |
| 1,4-Dichlorobenzene | **0.50U** | ug/L | 1.0 | 0.50 | 1 | | 11/17/11 10:56 | 106-46-7 | |
| trans-1,4-Dichloro-2-butene | **5.0U** | ug/L | 10.0 | 5.0 | 1 | | 11/17/11 10:56 | 110-57-6 | |
| 1,1-Dichloroethane | **0.50U** | ug/L | 1.0 | 0.50 | 1 | | 11/17/11 10:56 | 75-34-3 | |
| 1,2-Dichloroethane | **0.50U** | ug/L | 1.0 | 0.50 | 1 | | 11/17/11 10:56 | 107-06-2 | |
| 1,1-Dichloroethene | **0.50U** | ug/L | 1.0 | 0.50 | 1 | | 11/17/11 10:56 | 75-35-4 | |
| cis-1,2-Dichloroethene | **0.50U** | ug/L | 1.0 | 0.50 | 1 | | 11/17/11 10:56 | 156-59-2 | |
| trans-1,2-Dichloroethene | **0.50U** | ug/L | 1.0 | 0.50 | 1 | | 11/17/11 10:56 | 156-60-5 | |
| 1,2-Dichloropropane | **0.50U** | ug/L | 1.0 | 0.50 | 1 | | 11/17/11 10:56 | 78-87-5 | |
| cis-1,3-Dichloropropene | **0.25U** | ug/L | 0.50 | 0.25 | 1 | | 11/17/11 10:56 | 10061-01-5 | |
| trans-1,3-Dichloropropene | **0.25U** | ug/L | 0.50 | 0.25 | 1 | | 11/17/11 10:56 | 10061-02-6 | |
| Ethylbenzene | **0.50U** | ug/L | 1.0 | 0.50 | 1 | | 11/17/11 10:56 | 100-41-4 | |
| 2-Hexanone | **5.0U** | ug/L | 10.0 | 5.0 | 1 | | 11/17/11 10:56 | 591-78-6 | |
| Iodomethane | **0.50U** | ug/L | 1.0 | 0.50 | 1 | | 11/17/11 10:56 | 74-88-4 | |
| Methylene Chloride | **2.5U** | ug/L | 5.0 | 2.5 | 1 | | 11/17/11 10:56 | 75-09-2 | |
| 4-Methyl-2-pentanone (MIBK) | **5.0U** | ug/L | 10.0 | 5.0 | 1 | | 11/17/11 10:56 | 108-10-1 | |
| Styrene | **0.50U** | ug/L | 1.0 | 0.50 | 1 | | 11/17/11 10:56 | 100-42-5 | |
| 1,1,1,2-Tetrachloroethane | **0.50U** | ug/L | 1.0 | 0.50 | 1 | | 11/17/11 10:56 | 630-20-6 | |
| 1,1,2,2-Tetrachloroethane | **0.12U** | ug/L | 0.50 | 0.12 | 1 | | 11/17/11 10:56 | 79-34-5 | |
| Tetrachloroethene | **0.50U** | ug/L | 1.0 | 0.50 | 1 | | 11/17/11 10:56 | 127-18-4 | |
| Toluene | **0.50U** | ug/L | 1.0 | 0.50 | 1 | | 11/17/11 10:56 | 108-88-3 | |
| 1,1,1-Trichloroethane | **0.50U** | ug/L | 1.0 | 0.50 | 1 | | 11/17/11 10:56 | 71-55-6 | |
| 1,1,2-Trichloroethane | **0.50U** | ug/L | 1.0 | 0.50 | 1 | | 11/17/11 10:56 | 79-00-5 | |
| Trichloroethene | **0.50U** | ug/L | 1.0 | 0.50 | 1 | | 11/17/11 10:56 | 79-01-6 | |
| Trichlorofluoromethane | **0.50U** | ug/L | 1.0 | 0.50 | 1 | | 11/17/11 10:56 | 75-69-4 | |
| 1,2,3-Trichloropropane | **0.36U** | ug/L | 0.50 | 0.36 | 1 | | 11/17/11 10:56 | 96-18-4 | |
| Vinyl acetate | **1.0U** | ug/L | 2.0 | 1.0 | 1 | | 11/17/11 10:56 | 108-05-4 | |
| Vinyl chloride | **0.50U** | ug/L | 1.0 | 0.50 | 1 | | 11/17/11 10:56 | 75-01-4 | |
| Xylene (Total) | **0.50U** | ug/L | 1.0 | 0.50 | 1 | | 11/17/11 10:56 | 1330-20-7 | |
| ***Surrogates*** | | | | | | | | | |
| 4-Bromofluorobenzene (S) | 102 | % | 70-114 | | 1 | | 11/17/11 10:56 | 460-00-4 | |
| Dibromofluoromethane (S) | 102 | % | 88-117 | | 1 | | 11/17/11 10:56 | 1868-53-7 | |
| 1,2-Dichloroethane-d4 (S) | 103 | % | 86-125 | | 1 | | 11/17/11 10:56 | 17060-07-0 | |
| Toluene-d8 (S) | 100 | % | 87-113 | | 1 | | 11/17/11 10:56 | 2037-26-5 | |

**Pace Analytical Services, Inc.**
8 East Tower Circle
Ormond Beach, FL 32174
(386)672-5668

# ANALYTICAL RESULTS

Project: Tomoka Semi-annual
Pace Project No.: 3543106

**Sample: FA-1B** **Lab ID: 3543106005** Collected: 11/14/11 11:44 Received: 11/14/11 16:50 Matrix: Water

| Parameters | Results | Units | PQL | MDL | DF | Prepared | Analyzed | CAS No. | Qual |
|---|---|---|---|---|---|---|---|---|---|
| **2540C Total Dissolved Solids** | Analytical Method: SM 2540C | | | | | | | | |
| Total Dissolved Solids | **335** | mg/L | 5.0 | 5.0 | 1 | | 11/16/11 09:04 | | |
| **300.0 IC Anions** | Analytical Method: EPA 300.0 | | | | | | | | |
| Nitrate as N | **0.025U** | mg/L | 0.050 | 0.025 | 1 | | 11/15/11 15:33 | 14797-55-8 | |
| **300.0 IC Anions 28 Days** | Analytical Method: EPA 300.0 | | | | | | | | |
| Chloride | **13.7** | mg/L | 5.0 | 2.5 | 1 | | 11/15/11 15:33 | 16887-00-6 | |
| Sulfate | **2.5U** | mg/L | 5.0 | 2.5 | 1 | | 11/15/11 15:33 | 14808-79-8 | |
| **350.1 Ammonia** | Analytical Method: EPA 350.1 | | | | | | | | |
| Nitrogen, Ammonia | **0.32** | mg/L | 0.050 | 0.020 | 1 | | 11/18/11 07:22 | 7664-41-7 | |

**Pace Analytical Services, Inc.**
8 East Tower Circle
Ormond Beach, FL 32174
(386)672-5668

# ANALYTICAL RESULTS

Project: Tomoka Semi-annual
Pace Project No.: 3543106

**Sample: B36** **Lab ID: 3543106006** Collected: 11/14/11 12:03 Received: 11/14/11 16:50 Matrix: Water

| Parameters | Results | Units | PQL | MDL | DF | Prepared | Analyzed | CAS No. | Qual |
|---|---|---|---|---|---|---|---|---|---|
| **Field Data** | Analytical Method: | | | | | | | | |
| Field pH | **6.32** | Std. Units | | | 1 | | 11/14/11 12:03 | | |
| Field Temperature | **23.65** | deg C | | | 1 | | 11/14/11 12:03 | | |
| Appearance | **Color: None, Sheen: None** | | | | 1 | | 11/14/11 12:03 | | |
| Field Specific Conductance | **1668** | umhos/cm | | | 1 | | 11/14/11 12:03 | | |
| Oxygen, Dissolved | **0.13** | mg/L | | | 1 | | 11/14/11 12:03 | 7782-44-7 | |
| REDOX | **-24.8** | mV | | | 1 | | 11/14/11 12:03 | | |
| Turbidity | **1.02** | NTU | | | 1 | | 11/14/11 12:03 | | |
| Depth to Water | **1.53** | feet | | | 1 | | 11/14/11 12:03 | | |
| Water Level(NGVD) | **27.74** | feet | | | 1 | | 11/14/11 12:03 | | |
| **8011 GCS EDB and DBCP** | Analytical Method: EPA 8011 | Preparation Method: EPA 8011 | | | | | | | |
| 1,2-Dibromo-3-chloropropane | **0.0050U** | ug/L | 0.021 | 0.0050 | 1 | 11/17/11 11:30 | 11/17/11 19:46 | 96-12-8 | |
| 1,2-Dibromoethane (EDB) | **0.0064U** | ug/L | 0.010 | 0.0064 | 1 | 11/17/11 11:30 | 11/17/11 19:46 | 106-93-4 | |
| **6010 MET ICP** | Analytical Method: EPA 6010 | Preparation Method: EPA 3010 | | | | | | | |
| Arsenic | **5.0U** | ug/L | 10.0 | 5.0 | 1 | 11/15/11 09:35 | 11/16/11 06:30 | 7440-38-2 | |
| Barium | **107** | ug/L | 10.0 | 5.0 | 1 | 11/15/11 09:35 | 11/16/11 06:30 | 7440-39-3 | |
| Beryllium | **0.50U** | ug/L | 1.0 | 0.50 | 1 | 11/15/11 09:35 | 11/16/11 06:30 | 7440-41-7 | |
| Cadmium | **0.50U** | ug/L | 1.0 | 0.50 | 1 | 11/15/11 09:35 | 11/16/11 06:30 | 7440-43-9 | |
| Chromium | **2.5U** | ug/L | 5.0 | 2.5 | 1 | 11/15/11 09:35 | 11/16/11 06:30 | 7440-47-3 | |
| Cobalt | **5.0U** | ug/L | 10.0 | 5.0 | 1 | 11/15/11 09:35 | 11/16/11 06:30 | 7440-48-4 | |
| Copper | **2.5U** | ug/L | 5.0 | 2.5 | 1 | 11/15/11 09:35 | 11/16/11 06:30 | 7440-50-8 | |
| Iron | **4590** | ug/L | 40.0 | 20.0 | 1 | 11/15/11 09:35 | 11/16/11 06:30 | 7439-89-6 | |
| Lead | **5.0U** | ug/L | 10.0 | 5.0 | 1 | 11/15/11 09:35 | 11/16/11 06:30 | 7439-92-1 | |
| Nickel | **2.5U** | ug/L | 5.0 | 2.5 | 1 | 11/15/11 09:35 | 11/16/11 06:30 | 7440-02-0 | |
| Selenium | **7.5U** | ug/L | 15.0 | 7.5 | 1 | 11/15/11 09:35 | 11/16/11 06:30 | 7782-49-2 | |
| Silver | **2.5U** | ug/L | 5.0 | 2.5 | 1 | 11/15/11 09:35 | 11/16/11 06:30 | 7440-22-4 | |
| Sodium | **107** | mg/L | 1.0 | 0.50 | 1 | 11/15/11 09:35 | 11/16/11 06:30 | 7440-23-5 | |
| Vanadium | **5.0U** | ug/L | 10.0 | 5.0 | 1 | 11/15/11 09:35 | 11/16/11 06:30 | 7440-62-2 | |
| Zinc | **10.0U** | ug/L | 20.0 | 10.0 | 1 | 11/15/11 09:35 | 11/16/11 06:30 | 7440-66-6 | |
| **6020 MET ICPMS** | Analytical Method: EPA 6020 | Preparation Method: EPA 3010 | | | | | | | |
| Antimony | **0.50U** | ug/L | 1.0 | 0.50 | 1 | 11/15/11 09:35 | 11/16/11 14:36 | 7440-36-0 | |
| Thallium | **0.50U** | ug/L | 1.0 | 0.50 | 1 | 11/15/11 09:35 | 11/16/11 14:36 | 7440-28-0 | |
| **7470 Mercury** | Analytical Method: EPA 7470 | Preparation Method: EPA 7470 | | | | | | | |
| Mercury | **0.10U** | ug/L | 0.20 | 0.10 | 1 | 11/15/11 03:30 | 11/15/11 13:26 | 7439-97-6 | |
| **8260 MSV** | Analytical Method: EPA 8260 | | | | | | | | |
| Acetone | **5.0U** | ug/L | 10.0 | 5.0 | 1 | | 11/17/11 14:12 | 67-64-1 | |
| Acrylonitrile | **5.0U** | ug/L | 10.0 | 5.0 | 1 | | 11/17/11 14:12 | 107-13-1 | |
| Benzene | **2.5** | ug/L | 1.0 | 0.50 | 1 | | 11/17/11 14:12 | 71-43-2 | |
| Bromochloromethane | **0.50U** | ug/L | 1.0 | 0.50 | 1 | | 11/17/11 14:12 | 74-97-5 | |

**Pace Analytical Services, Inc.**
8 East Tower Circle
Ormond Beach, FL 32174
(386)672-5668

# ANALYTICAL RESULTS

Project: Tomoka Semi-annual
Pace Project No.: 3543106

**Sample: B36** **Lab ID: 3543106006** Collected: 11/14/11 12:03 Received: 11/14/11 16:50 Matrix: Water

| Parameters | Results | Units | PQL | MDL | DF | Prepared | Analyzed | CAS No. | Qual |
|---|---|---|---|---|---|---|---|---|---|
| **8260 MSV** | Analytical Method: EPA 8260 | | | | | | | | |
| Bromodichloromethane | **0.27U** | ug/L | 0.60 | 0.27 | 1 | | 11/17/11 14:12 | 75-27-4 | |
| Bromoform | **0.50U** | ug/L | 1.0 | 0.50 | 1 | | 11/17/11 14:12 | 75-25-2 | |
| Bromomethane | **0.50U** | ug/L | 1.0 | 0.50 | 1 | | 11/17/11 14:12 | 74-83-9 | |
| 2-Butanone (MEK) | **5.0U** | ug/L | 10.0 | 5.0 | 1 | | 11/17/11 14:12 | 78-93-3 | |
| Carbon disulfide | **5.0U** | ug/L | 10.0 | 5.0 | 1 | | 11/17/11 14:12 | 75-15-0 | |
| Carbon tetrachloride | **0.50U** | ug/L | 1.0 | 0.50 | 1 | | 11/17/11 14:12 | 56-23-5 | |
| Chlorobenzene | **2.1** | ug/L | 1.0 | 0.50 | 1 | | 11/17/11 14:12 | 108-90-7 | |
| Chloroethane | **0.50U** | ug/L | 1.0 | 0.50 | 1 | | 11/17/11 14:12 | 75-00-3 | |
| Chloroform | **0.50U** | ug/L | 1.0 | 0.50 | 1 | | 11/17/11 14:12 | 67-66-3 | |
| Chloromethane | **0.62U** | ug/L | 1.0 | 0.62 | 1 | | 11/17/11 14:12 | 74-87-3 | |
| Dibromochloromethane | **0.26U** | ug/L | 0.50 | 0.26 | 1 | | 11/17/11 14:12 | 124-48-1 | |
| Dibromomethane | **0.50U** | ug/L | 1.0 | 0.50 | 1 | | 11/17/11 14:12 | 74-95-3 | |
| 1,2-Dichlorobenzene | **0.50U** | ug/L | 1.0 | 0.50 | 1 | | 11/17/11 14:12 | 95-50-1 | |
| 1,4-Dichlorobenzene | **0.50U** | ug/L | 1.0 | 0.50 | 1 | | 11/17/11 14:12 | 106-46-7 | |
| trans-1,4-Dichloro-2-butene | **5.0U** | ug/L | 10.0 | 5.0 | 1 | | 11/17/11 14:12 | 110-57-6 | |
| 1,1-Dichloroethane | **2.0** | ug/L | 1.0 | 0.50 | 1 | | 11/17/11 14:12 | 75-34-3 | |
| 1,2-Dichloroethane | **0.50U** | ug/L | 1.0 | 0.50 | 1 | | 11/17/11 14:12 | 107-06-2 | |
| 1,1-Dichloroethene | **0.50U** | ug/L | 1.0 | 0.50 | 1 | | 11/17/11 14:12 | 75-35-4 | |
| cis-1,2-Dichloroethene | **0.50U** | ug/L | 1.0 | 0.50 | 1 | | 11/17/11 14:12 | 156-59-2 | |
| trans-1,2-Dichloroethene | **0.50U** | ug/L | 1.0 | 0.50 | 1 | | 11/17/11 14:12 | 156-60-5 | |
| 1,2-Dichloropropane | **0.50U** | ug/L | 1.0 | 0.50 | 1 | | 11/17/11 14:12 | 78-87-5 | |
| cis-1,3-Dichloropropene | **0.25U** | ug/L | 0.50 | 0.25 | 1 | | 11/17/11 14:12 | 10061-01-5 | |
| trans-1,3-Dichloropropene | **0.25U** | ug/L | 0.50 | 0.25 | 1 | | 11/17/11 14:12 | 10061-02-6 | |
| Ethylbenzene | **0.50U** | ug/L | 1.0 | 0.50 | 1 | | 11/17/11 14:12 | 100-41-4 | |
| 2-Hexanone | **5.0U** | ug/L | 10.0 | 5.0 | 1 | | 11/17/11 14:12 | 591-78-6 | |
| Iodomethane | **0.50U** | ug/L | 1.0 | 0.50 | 1 | | 11/17/11 14:12 | 74-88-4 | |
| Methylene Chloride | **2.5U** | ug/L | 5.0 | 2.5 | 1 | | 11/17/11 14:12 | 75-09-2 | |
| 4-Methyl-2-pentanone (MIBK) | **5.0U** | ug/L | 10.0 | 5.0 | 1 | | 11/17/11 14:12 | 108-10-1 | |
| Styrene | **0.50U** | ug/L | 1.0 | 0.50 | 1 | | 11/17/11 14:12 | 100-42-5 | |
| 1,1,1,2-Tetrachloroethane | **0.50U** | ug/L | 1.0 | 0.50 | 1 | | 11/17/11 14:12 | 630-20-6 | |
| 1,1,2,2-Tetrachloroethane | **0.12U** | ug/L | 0.50 | 0.12 | 1 | | 11/17/11 14:12 | 79-34-5 | |
| Tetrachloroethene | **0.50U** | ug/L | 1.0 | 0.50 | 1 | | 11/17/11 14:12 | 127-18-4 | |
| Toluene | **0.50U** | ug/L | 1.0 | 0.50 | 1 | | 11/17/11 14:12 | 108-88-3 | |
| 1,1,1-Trichloroethane | **0.50U** | ug/L | 1.0 | 0.50 | 1 | | 11/17/11 14:12 | 71-55-6 | |
| 1,1,2-Trichloroethane | **0.50U** | ug/L | 1.0 | 0.50 | 1 | | 11/17/11 14:12 | 79-00-5 | |
| Trichloroethene | **0.50U** | ug/L | 1.0 | 0.50 | 1 | | 11/17/11 14:12 | 79-01-6 | |
| Trichlorofluoromethane | **0.50U** | ug/L | 1.0 | 0.50 | 1 | | 11/17/11 14:12 | 75-69-4 | |
| 1,2,3-Trichloropropane | **0.36U** | ug/L | 0.50 | 0.36 | 1 | | 11/17/11 14:12 | 96-18-4 | |
| Vinyl acetate | **1.0U** | ug/L | 2.0 | 1.0 | 1 | | 11/17/11 14:12 | 108-05-4 | |
| Vinyl chloride | **0.50U** | ug/L | 1.0 | 0.50 | 1 | | 11/17/11 14:12 | 75-01-4 | |
| Xylene (Total) | **0.85 I** | ug/L | 1.0 | 0.50 | 1 | | 11/17/11 14:12 | 1330-20-7 | |
| ***Surrogates*** | | | | | | | | | |
| 4-Bromofluorobenzene (S) | 102 | % | 70-114 | | 1 | | 11/17/11 14:12 | 460-00-4 | |
| Dibromofluoromethane (S) | 102 | % | 88-117 | | 1 | | 11/17/11 14:12 | 1868-53-7 | |
| 1,2-Dichloroethane-d4 (S) | 102 | % | 86-125 | | 1 | | 11/17/11 14:12 | 17060-07-0 | |
| Toluene-d8 (S) | 101 | % | 87-113 | | 1 | | 11/17/11 14:12 | 2037-26-5 | |

**Pace Analytical Services, Inc.**
8 East Tower Circle
Ormond Beach, FL 32174
(386)672-5668

# ANALYTICAL RESULTS

Project: Tomoka Semi-annual
Pace Project No.: 3543106

**Sample: B36** **Lab ID: 3543106006** Collected: 11/14/11 12:03 Received: 11/14/11 16:50 Matrix: Water

| Parameters | Results | Units | PQL | MDL | DF | Prepared | Analyzed | CAS No. | Qual |
|---|---|---|---|---|---|---|---|---|---|
| **2540C Total Dissolved Solids** | Analytical Method: SM 2540C | | | | | | | | |
| Total Dissolved Solids | **1080** | mg/L | 10.0 | 10.0 | 1 | | 11/16/11 09:04 | | |
| **300.0 IC Anions** | Analytical Method: EPA 300.0 | | | | | | | | |
| Nitrate as N | **0.050U** | mg/L | 0.10 | 0.050 | 2 | | 11/15/11 15:45 | 14797-55-8 | |
| **300.0 IC Anions 28 Days** | Analytical Method: EPA 300.0 | | | | | | | | |
| Chloride | **228** | mg/L | 25.0 | 12.5 | 5 | | 11/22/11 02:10 | 16887-00-6 | |
| Sulfate | **5.0U** | mg/L | 10.0 | 5.0 | 2 | | 11/15/11 15:45 | 14808-79-8 | |
| **350.1 Ammonia** | Analytical Method: EPA 350.1 | | | | | | | | |
| Nitrogen, Ammonia | **0.19** | mg/L | 0.050 | 0.020 | 1 | | 11/18/11 07:23 | 7664-41-7 | |

**Pace Analytical Services, Inc.**
8 East Tower Circle
Ormond Beach, FL 32174
(386)672-5668

# ANALYTICAL RESULTS

Project: Tomoka Semi-annual
Pace Project No.: 3543106

**Sample: B34-2** **Lab ID: 3543106007** Collected: 11/14/11 12:20 Received: 11/14/11 16:50 Matrix: Water

| Parameters | Results | Units | PQL | MDL | DF | Prepared | Analyzed | CAS No. | Qual |
|---|---|---|---|---|---|---|---|---|---|
| **Field Data** | Analytical Method: | | | | | | | | |
| Field pH | **7.12** | Std. Units | | | 1 | | 11/14/11 12:20 | | |
| Field Temperature | **23.58** | deg C | | | 1 | | 11/14/11 12:20 | | |
| Appearance | **Color: Orange, Sheen: None** | | | | 1 | | 11/14/11 12:20 | | |
| Field Specific Conductance | **1320** | umhos/cm | | | 1 | | 11/14/11 12:20 | | |
| Oxygen, Dissolved | **0.06** | mg/L | | | 1 | | 11/14/11 12:20 | 7782-44-7 | |
| REDOX | **-170.9** | mV | | | 1 | | 11/14/11 12:20 | | |
| Turbidity | **1.33** | NTU | | | 1 | | 11/14/11 12:20 | | |
| Depth to Water | **1.79** | feet | | | 1 | | 11/14/11 12:20 | | |
| Water Level(NGVD) | **29.42** | feet | | | 1 | | 11/14/11 12:20 | | |
| **8011 GCS EDB and DBCP** | Analytical Method: EPA 8011 | Preparation Method: EPA 8011 | | | | | | | |
| 1,2-Dibromo-3-chloropropane | **0.0049U** | ug/L | 0.020 | 0.0049 | 1 | 11/17/11 11:30 | 11/17/11 20:01 | 96-12-8 | |
| 1,2-Dibromoethane (EDB) | **0.0062U** | ug/L | 0.010 | 0.0062 | 1 | 11/17/11 11:30 | 11/17/11 20:01 | 106-93-4 | |
| **6010 MET ICP** | Analytical Method: EPA 6010 | Preparation Method: EPA 3010 | | | | | | | |
| Arsenic | **12.5** | ug/L | 10.0 | 5.0 | 1 | 11/15/11 09:35 | 11/16/11 06:34 | 7440-38-2 | |
| Barium | **77.2** | ug/L | 10.0 | 5.0 | 1 | 11/15/11 09:35 | 11/16/11 06:34 | 7440-39-3 | |
| Beryllium | **0.50U** | ug/L | 1.0 | 0.50 | 1 | 11/15/11 09:35 | 11/16/11 06:34 | 7440-41-7 | |
| Cadmium | **0.50U** | ug/L | 1.0 | 0.50 | 1 | 11/15/11 09:35 | 11/16/11 06:34 | 7440-43-9 | |
| Chromium | **2.5U** | ug/L | 5.0 | 2.5 | 1 | 11/15/11 09:35 | 11/16/11 06:34 | 7440-47-3 | |
| Cobalt | **5.0U** | ug/L | 10.0 | 5.0 | 1 | 11/15/11 09:35 | 11/16/11 06:34 | 7440-48-4 | |
| Copper | **2.5U** | ug/L | 5.0 | 2.5 | 1 | 11/15/11 09:35 | 11/16/11 06:34 | 7440-50-8 | |
| Iron | **16500** | ug/L | 40.0 | 20.0 | 1 | 11/15/11 09:35 | 11/16/11 06:34 | 7439-89-6 | |
| Lead | **5.0U** | ug/L | 10.0 | 5.0 | 1 | 11/15/11 09:35 | 11/16/11 06:34 | 7439-92-1 | |
| Nickel | **15.2** | ug/L | 5.0 | 2.5 | 1 | 11/15/11 09:35 | 11/16/11 06:34 | 7440-02-0 | |
| Selenium | **7.5U** | ug/L | 15.0 | 7.5 | 1 | 11/15/11 09:35 | 11/16/11 06:34 | 7782-49-2 | |
| Silver | **2.5U** | ug/L | 5.0 | 2.5 | 1 | 11/15/11 09:35 | 11/16/11 06:34 | 7440-22-4 | |
| Sodium | **22.6** | mg/L | 1.0 | 0.50 | 1 | 11/15/11 09:35 | 11/16/11 06:34 | 7440-23-5 | |
| Vanadium | **6.8 I** | ug/L | 10.0 | 5.0 | 1 | 11/15/11 09:35 | 11/16/11 06:34 | 7440-62-2 | |
| Zinc | **10.0U** | ug/L | 20.0 | 10.0 | 1 | 11/15/11 09:35 | 11/16/11 06:34 | 7440-66-6 | |
| **6020 MET ICPMS** | Analytical Method: EPA 6020 | Preparation Method: EPA 3010 | | | | | | | |
| Antimony | **0.50U** | ug/L | 1.0 | 0.50 | 1 | 11/15/11 09:35 | 11/16/11 14:39 | 7440-36-0 | |
| Thallium | **0.50U** | ug/L | 1.0 | 0.50 | 1 | 11/15/11 09:35 | 11/16/11 14:39 | 7440-28-0 | |
| **7470 Mercury** | Analytical Method: EPA 7470 | Preparation Method: EPA 7470 | | | | | | | |
| Mercury | **0.12 I** | ug/L | 0.20 | 0.10 | 1 | 11/15/11 03:30 | 11/15/11 13:29 | 7439-97-6 | |
| **8260 MSV** | Analytical Method: EPA 8260 | | | | | | | | |
| Acetone | **5.0U** | ug/L | 10.0 | 5.0 | 1 | | 11/18/11 18:39 | 67-64-1 | |
| Acrylonitrile | **5.0U** | ug/L | 10.0 | 5.0 | 1 | | 11/18/11 18:39 | 107-13-1 | |
| Benzene | **0.50U** | ug/L | 1.0 | 0.50 | 1 | | 11/18/11 18:39 | 71-43-2 | |
| Bromochloromethane | **0.50U** | ug/L | 1.0 | 0.50 | 1 | | 11/18/11 18:39 | 74-97-5 | |

**Pace Analytical Services, Inc.**
8 East Tower Circle
Ormond Beach, FL 32174
(386)672-5668

# ANALYTICAL RESULTS

Project: Tomoka Semi-annual
Pace Project No.: 3543106

**Sample: B34-2** **Lab ID: 3543106007** Collected: 11/14/11 12:20 Received: 11/14/11 16:50 Matrix: Water

| Parameters | Results | Units | PQL | MDL | DF | Prepared | Analyzed | CAS No. | Qual |
|---|---|---|---|---|---|---|---|---|---|
| **8260 MSV** | Analytical Method: EPA 8260 | | | | | | | | |
| Bromodichloromethane | **0.27U** | ug/L | 0.60 | 0.27 | 1 | | 11/18/11 18:39 | 75-27-4 | |
| Bromoform | **0.50U** | ug/L | 1.0 | 0.50 | 1 | | 11/18/11 18:39 | 75-25-2 | |
| Bromomethane | **0.50U** | ug/L | 1.0 | 0.50 | 1 | | 11/18/11 18:39 | 74-83-9 | |
| 2-Butanone (MEK) | **5.0U** | ug/L | 10.0 | 5.0 | 1 | | 11/18/11 18:39 | 78-93-3 | |
| Carbon disulfide | **5.0U** | ug/L | 10.0 | 5.0 | 1 | | 11/18/11 18:39 | 75-15-0 | |
| Carbon tetrachloride | **0.50U** | ug/L | 1.0 | 0.50 | 1 | | 11/18/11 18:39 | 56-23-5 | |
| Chlorobenzene | **0.50U** | ug/L | 1.0 | 0.50 | 1 | | 11/18/11 18:39 | 108-90-7 | |
| Chloroethane | **0.50U** | ug/L | 1.0 | 0.50 | 1 | | 11/18/11 18:39 | 75-00-3 | |
| Chloroform | **0.50U** | ug/L | 1.0 | 0.50 | 1 | | 11/18/11 18:39 | 67-66-3 | |
| Chloromethane | **0.62U** | ug/L | 1.0 | 0.62 | 1 | | 11/18/11 18:39 | 74-87-3 | |
| Dibromochloromethane | **0.26U** | ug/L | 0.50 | 0.26 | 1 | | 11/18/11 18:39 | 124-48-1 | |
| Dibromomethane | **0.50U** | ug/L | 1.0 | 0.50 | 1 | | 11/18/11 18:39 | 74-95-3 | |
| 1,2-Dichlorobenzene | **0.50U** | ug/L | 1.0 | 0.50 | 1 | | 11/18/11 18:39 | 95-50-1 | |
| 1,4-Dichlorobenzene | **0.50U** | ug/L | 1.0 | 0.50 | 1 | | 11/18/11 18:39 | 106-46-7 | |
| trans-1,4-Dichloro-2-butene | **5.0U** | ug/L | 10.0 | 5.0 | 1 | | 11/18/11 18:39 | 110-57-6 | |
| 1,1-Dichloroethane | **0.50U** | ug/L | 1.0 | 0.50 | 1 | | 11/18/11 18:39 | 75-34-3 | |
| 1,2-Dichloroethane | **0.50U** | ug/L | 1.0 | 0.50 | 1 | | 11/18/11 18:39 | 107-06-2 | |
| 1,1-Dichloroethene | **0.50U** | ug/L | 1.0 | 0.50 | 1 | | 11/18/11 18:39 | 75-35-4 | |
| cis-1,2-Dichloroethene | **0.50U** | ug/L | 1.0 | 0.50 | 1 | | 11/18/11 18:39 | 156-59-2 | |
| trans-1,2-Dichloroethene | **0.50U** | ug/L | 1.0 | 0.50 | 1 | | 11/18/11 18:39 | 156-60-5 | |
| 1,2-Dichloropropane | **0.50U** | ug/L | 1.0 | 0.50 | 1 | | 11/18/11 18:39 | 78-87-5 | |
| cis-1,3-Dichloropropene | **0.25U** | ug/L | 0.50 | 0.25 | 1 | | 11/18/11 18:39 | 10061-01-5 | |
| trans-1,3-Dichloropropene | **0.25U** | ug/L | 0.50 | 0.25 | 1 | | 11/18/11 18:39 | 10061-02-6 | |
| Ethylbenzene | **0.50U** | ug/L | 1.0 | 0.50 | 1 | | 11/18/11 18:39 | 100-41-4 | |
| 2-Hexanone | **5.0U** | ug/L | 10.0 | 5.0 | 1 | | 11/18/11 18:39 | 591-78-6 | |
| Iodomethane | **0.50U** | ug/L | 1.0 | 0.50 | 1 | | 11/18/11 18:39 | 74-88-4 | |
| Methylene Chloride | **2.5U** | ug/L | 5.0 | 2.5 | 1 | | 11/18/11 18:39 | 75-09-2 | |
| 4-Methyl-2-pentanone (MIBK) | **5.0U** | ug/L | 10.0 | 5.0 | 1 | | 11/18/11 18:39 | 108-10-1 | |
| Styrene | **0.50U** | ug/L | 1.0 | 0.50 | 1 | | 11/18/11 18:39 | 100-42-5 | |
| 1,1,1,2-Tetrachloroethane | **0.50U** | ug/L | 1.0 | 0.50 | 1 | | 11/18/11 18:39 | 630-20-6 | |
| 1,1,2,2-Tetrachloroethane | **0.12U** | ug/L | 0.50 | 0.12 | 1 | | 11/18/11 18:39 | 79-34-5 | |
| Tetrachloroethene | **0.50U** | ug/L | 1.0 | 0.50 | 1 | | 11/18/11 18:39 | 127-18-4 | |
| Toluene | **0.75 I** | ug/L | 1.0 | 0.50 | 1 | | 11/18/11 18:39 | 108-88-3 | |
| 1,1,1-Trichloroethane | **0.50U** | ug/L | 1.0 | 0.50 | 1 | | 11/18/11 18:39 | 71-55-6 | |
| 1,1,2-Trichloroethane | **0.50U** | ug/L | 1.0 | 0.50 | 1 | | 11/18/11 18:39 | 79-00-5 | |
| Trichloroethene | **0.50U** | ug/L | 1.0 | 0.50 | 1 | | 11/18/11 18:39 | 79-01-6 | |
| Trichlorofluoromethane | **0.50U** | ug/L | 1.0 | 0.50 | 1 | | 11/18/11 18:39 | 75-69-4 | |
| 1,2,3-Trichloropropane | **0.36U** | ug/L | 0.50 | 0.36 | 1 | | 11/18/11 18:39 | 96-18-4 | |
| Vinyl acetate | **1.0U** | ug/L | 2.0 | 1.0 | 1 | | 11/18/11 18:39 | 108-05-4 | |
| Vinyl chloride | **0.50U** | ug/L | 1.0 | 0.50 | 1 | | 11/18/11 18:39 | 75-01-4 | |
| Xylene (Total) | **0.50U** | ug/L | 1.0 | 0.50 | 1 | | 11/18/11 18:39 | 1330-20-7 | |
| ***Surrogates*** | | | | | | | | | |
| 4-Bromofluorobenzene (S) | 99 | % | 70-114 | | 1 | | 11/18/11 18:39 | 460-00-4 | |
| Dibromofluoromethane (S) | 94 | % | 88-117 | | 1 | | 11/18/11 18:39 | 1868-53-7 | |
| 1,2-Dichloroethane-d4 (S) | 78 | % | 86-125 | | 1 | | 11/18/11 18:39 | 17060-07-0 | J(S0) |
| Toluene-d8 (S) | 102 | % | 87-113 | | 1 | | 11/18/11 18:39 | 2037-26-5 | |

**Pace Analytical Services, Inc.**
8 East Tower Circle
Ormond Beach, FL 32174
(386)672-5668

# ANALYTICAL RESULTS

Project: Tomoka Semi-annual
Pace Project No.: 3543106

**Sample: B34-2** **Lab ID: 3543106007** Collected: 11/14/11 12:20 Received: 11/14/11 16:50 Matrix: Water

| Parameters | Results | Units | PQL | MDL | DF | Prepared | Analyzed | CAS No. | Qual |
|---|---|---|---|---|---|---|---|---|---|
| **2540C Total Dissolved Solids** | Analytical Method: SM 2540C | | | | | | | | |
| Total Dissolved Solids | **834** | mg/L | 10.0 | 10.0 | 1 | | 11/16/11 09:05 | | |
| **300.0 IC Anions** | Analytical Method: EPA 300.0 | | | | | | | | |
| Nitrate as N | **0.050U** | mg/L | 0.10 | 0.050 | 2 | | 11/15/11 15:57 | 14797-55-8 | |
| **300.0 IC Anions 28 Days** | Analytical Method: EPA 300.0 | | | | | | | | |
| Chloride | **35.6** | mg/L | 10.0 | 5.0 | 2 | | 11/15/11 15:57 | 16887-00-6 | |
| Sulfate | **45.4** | mg/L | 10.0 | 5.0 | 2 | | 11/15/11 15:57 | 14808-79-8 | |
| **350.1 Ammonia** | Analytical Method: EPA 350.1 | | | | | | | | |
| Nitrogen, Ammonia | **7.6** | mg/L | 0.050 | 0.020 | 1 | | 11/18/11 07:24 | 7664-41-7 | |

**Pace Analytical Services, Inc.**
8 East Tower Circle
Ormond Beach, FL 32174
(386)672-5668

# ANALYTICAL RESULTS

Project: Tomoka Semi-annual
Pace Project No.: 3543106

**Sample: B64** **Lab ID: 3543106008** Collected: 11/14/11 12:48 Received: 11/14/11 16:50 Matrix: Water

| Parameters | Results | Units | PQL | MDL | DF | Prepared | Analyzed | CAS No. | Qual |
|---|---|---|---|---|---|---|---|---|---|
| **Field Data** | Analytical Method: | | | | | | | | |
| Field pH | **5.96** | Std. Units | | | 1 | | 11/14/11 12:48 | | |
| Field Temperature | **22.77** | deg C | | | 1 | | 11/14/11 12:48 | | |
| Appearance | **Color: Brown, Sheen: None** | | | | 1 | | 11/14/11 12:48 | | |
| Field Specific Conductance | **735** | umhos/cm | | | 1 | | 11/14/11 12:48 | | |
| Oxygen, Dissolved | **0.26** | mg/L | | | 1 | | 11/14/11 12:48 | 7782-44-7 | |
| REDOX | **-46.6** | mV | | | 1 | | 11/14/11 12:48 | | |
| Turbidity | **7.19** | NTU | | | 1 | | 11/14/11 12:48 | | |
| Depth to Water | **1.80** | feet | | | 1 | | 11/14/11 12:48 | | |
| Water Level(NGVD) | **26.39** | feet | | | 1 | | 11/14/11 12:48 | | |
| **8011 GCS EDB and DBCP** | Analytical Method: EPA 8011 Preparation Method: EPA 8011 | | | | | | | | |
| 1,2-Dibromo-3-chloropropane | **0.0049U** | ug/L | 0.020 | 0.0049 | 1 | 11/17/11 11:30 | 11/17/11 20:16 | 96-12-8 | |
| 1,2-Dibromoethane (EDB) | **0.0063U** | ug/L | 0.010 | 0.0063 | 1 | 11/17/11 11:30 | 11/17/11 20:16 | 106-93-4 | |
| **6010 MET ICP** | Analytical Method: EPA 6010 Preparation Method: EPA 3010 | | | | | | | | |
| Arsenic | **5.0U** | ug/L | 10.0 | 5.0 | 1 | 11/15/11 09:35 | 11/16/11 06:38 | 7440-38-2 | |
| Barium | **93.6** | ug/L | 10.0 | 5.0 | 1 | 11/15/11 09:35 | 11/16/11 06:38 | 7440-39-3 | |
| Beryllium | **0.50U** | ug/L | 1.0 | 0.50 | 1 | 11/15/11 09:35 | 11/16/11 06:38 | 7440-41-7 | |
| Cadmium | **0.50U** | ug/L | 1.0 | 0.50 | 1 | 11/15/11 09:35 | 11/16/11 06:38 | 7440-43-9 | |
| Chromium | **2.5U** | ug/L | 5.0 | 2.5 | 1 | 11/15/11 09:35 | 11/16/11 06:38 | 7440-47-3 | |
| Cobalt | **5.0U** | ug/L | 10.0 | 5.0 | 1 | 11/15/11 09:35 | 11/16/11 06:38 | 7440-48-4 | |
| Copper | **2.5U** | ug/L | 5.0 | 2.5 | 1 | 11/15/11 09:35 | 11/16/11 06:38 | 7440-50-8 | |
| Iron | **22900** | ug/L | 40.0 | 20.0 | 1 | 11/15/11 09:35 | 11/16/11 06:38 | 7439-89-6 | |
| Lead | **5.0U** | ug/L | 10.0 | 5.0 | 1 | 11/15/11 09:35 | 11/16/11 06:38 | 7439-92-1 | |
| Nickel | **2.5U** | ug/L | 5.0 | 2.5 | 1 | 11/15/11 09:35 | 11/16/11 06:38 | 7440-02-0 | |
| Selenium | **7.5U** | ug/L | 15.0 | 7.5 | 1 | 11/15/11 09:35 | 11/16/11 06:38 | 7782-49-2 | |
| Silver | **2.5U** | ug/L | 5.0 | 2.5 | 1 | 11/15/11 09:35 | 11/16/11 06:38 | 7440-22-4 | |
| Sodium | **32.0** | mg/L | 1.0 | 0.50 | 1 | 11/15/11 09:35 | 11/16/11 06:38 | 7440-23-5 | |
| Vanadium | **5.0U** | ug/L | 10.0 | 5.0 | 1 | 11/15/11 09:35 | 11/16/11 06:38 | 7440-62-2 | |
| Zinc | **39.3** | ug/L | 20.0 | 10.0 | 1 | 11/15/11 09:35 | 11/16/11 06:38 | 7440-66-6 | |
| **6020 MET ICPMS** | Analytical Method: EPA 6020 Preparation Method: EPA 3010 | | | | | | | | |
| Antimony | **0.50U** | ug/L | 1.0 | 0.50 | 1 | 11/15/11 09:35 | 11/16/11 14:42 | 7440-36-0 | |
| Thallium | **0.50U** | ug/L | 1.0 | 0.50 | 1 | 11/15/11 09:35 | 11/16/11 14:42 | 7440-28-0 | |
| **7470 Mercury** | Analytical Method: EPA 7470 Preparation Method: EPA 7470 | | | | | | | | |
| Mercury | **0.10U** | ug/L | 0.20 | 0.10 | 1 | 11/15/11 03:30 | 11/15/11 13:31 | 7439-97-6 | |
| **8260 MSV** | Analytical Method: EPA 8260 | | | | | | | | |
| Acetone | **5.0U** | ug/L | 10.0 | 5.0 | 1 | | 11/17/11 17:17 | 67-64-1 | |
| Acrylonitrile | **5.0U** | ug/L | 10.0 | 5.0 | 1 | | 11/17/11 17:17 | 107-13-1 | |
| Benzene | **0.50U** | ug/L | 1.0 | 0.50 | 1 | | 11/17/11 17:17 | 71-43-2 | |
| Bromochloromethane | **0.50U** | ug/L | 1.0 | 0.50 | 1 | | 11/17/11 17:17 | 74-97-5 | |

**Pace Analytical Services, Inc.**
8 East Tower Circle
Ormond Beach, FL 32174
(386)672-5668

# ANALYTICAL RESULTS

Project: Tomoka Semi-annual
Pace Project No.: 3543106

**Sample: B64** **Lab ID: 3543106008** Collected: 11/14/11 12:48 Received: 11/14/11 16:50 Matrix: Water

| Parameters | Results | Units | PQL | MDL | DF | Prepared | Analyzed | CAS No. | Qual |
|---|---|---|---|---|---|---|---|---|---|
| **8260 MSV** | Analytical Method: EPA 8260 | | | | | | | | |
| Bromodichloromethane | **0.27U** | ug/L | 0.60 | 0.27 | 1 | | 11/17/11 17:17 | 75-27-4 | |
| Bromoform | **0.50U** | ug/L | 1.0 | 0.50 | 1 | | 11/17/11 17:17 | 75-25-2 | |
| Bromomethane | **0.50U** | ug/L | 1.0 | 0.50 | 1 | | 11/17/11 17:17 | 74-83-9 | |
| 2-Butanone (MEK) | **5.0U** | ug/L | 10.0 | 5.0 | 1 | | 11/17/11 17:17 | 78-93-3 | |
| Carbon disulfide | **5.0U** | ug/L | 10.0 | 5.0 | 1 | | 11/17/11 17:17 | 75-15-0 | |
| Carbon tetrachloride | **0.50U** | ug/L | 1.0 | 0.50 | 1 | | 11/17/11 17:17 | 56-23-5 | |
| Chlorobenzene | **0.50U** | ug/L | 1.0 | 0.50 | 1 | | 11/17/11 17:17 | 108-90-7 | |
| Chloroethane | **0.50U** | ug/L | 1.0 | 0.50 | 1 | | 11/17/11 17:17 | 75-00-3 | |
| Chloroform | **0.50U** | ug/L | 1.0 | 0.50 | 1 | | 11/17/11 17:17 | 67-66-3 | |
| Chloromethane | **0.62U** | ug/L | 1.0 | 0.62 | 1 | | 11/17/11 17:17 | 74-87-3 | |
| Dibromochloromethane | **0.26U** | ug/L | 0.50 | 0.26 | 1 | | 11/17/11 17:17 | 124-48-1 | |
| Dibromomethane | **0.50U** | ug/L | 1.0 | 0.50 | 1 | | 11/17/11 17:17 | 74-95-3 | |
| 1,2-Dichlorobenzene | **0.50U** | ug/L | 1.0 | 0.50 | 1 | | 11/17/11 17:17 | 95-50-1 | |
| 1,4-Dichlorobenzene | **0.50U** | ug/L | 1.0 | 0.50 | 1 | | 11/17/11 17:17 | 106-46-7 | |
| trans-1,4-Dichloro-2-butene | **5.0U** | ug/L | 10.0 | 5.0 | 1 | | 11/17/11 17:17 | 110-57-6 | |
| 1,1-Dichloroethane | **0.50U** | ug/L | 1.0 | 0.50 | 1 | | 11/17/11 17:17 | 75-34-3 | |
| 1,2-Dichloroethane | **0.50U** | ug/L | 1.0 | 0.50 | 1 | | 11/17/11 17:17 | 107-06-2 | |
| 1,1-Dichloroethene | **0.50U** | ug/L | 1.0 | 0.50 | 1 | | 11/17/11 17:17 | 75-35-4 | |
| cis-1,2-Dichloroethene | **0.50U** | ug/L | 1.0 | 0.50 | 1 | | 11/17/11 17:17 | 156-59-2 | |
| trans-1,2-Dichloroethene | **0.50U** | ug/L | 1.0 | 0.50 | 1 | | 11/17/11 17:17 | 156-60-5 | |
| 1,2-Dichloropropane | **0.50U** | ug/L | 1.0 | 0.50 | 1 | | 11/17/11 17:17 | 78-87-5 | |
| cis-1,3-Dichloropropene | **0.25U** | ug/L | 0.50 | 0.25 | 1 | | 11/17/11 17:17 | 10061-01-5 | |
| trans-1,3-Dichloropropene | **0.25U** | ug/L | 0.50 | 0.25 | 1 | | 11/17/11 17:17 | 10061-02-6 | |
| Ethylbenzene | **0.50U** | ug/L | 1.0 | 0.50 | 1 | | 11/17/11 17:17 | 100-41-4 | |
| 2-Hexanone | **5.0U** | ug/L | 10.0 | 5.0 | 1 | | 11/17/11 17:17 | 591-78-6 | |
| Iodomethane | **0.50U** | ug/L | 1.0 | 0.50 | 1 | | 11/17/11 17:17 | 74-88-4 | |
| Methylene Chloride | **2.5U** | ug/L | 5.0 | 2.5 | 1 | | 11/17/11 17:17 | 75-09-2 | |
| 4-Methyl-2-pentanone (MIBK) | **5.0U** | ug/L | 10.0 | 5.0 | 1 | | 11/17/11 17:17 | 108-10-1 | |
| Styrene | **0.50U** | ug/L | 1.0 | 0.50 | 1 | | 11/17/11 17:17 | 100-42-5 | |
| 1,1,1,2-Tetrachloroethane | **0.50U** | ug/L | 1.0 | 0.50 | 1 | | 11/17/11 17:17 | 630-20-6 | |
| 1,1,2,2-Tetrachloroethane | **0.12U** | ug/L | 0.50 | 0.12 | 1 | | 11/17/11 17:17 | 79-34-5 | |
| Tetrachloroethene | **0.50U** | ug/L | 1.0 | 0.50 | 1 | | 11/17/11 17:17 | 127-18-4 | |
| Toluene | **0.50U** | ug/L | 1.0 | 0.50 | 1 | | 11/17/11 17:17 | 108-88-3 | |
| 1,1,1-Trichloroethane | **0.50U** | ug/L | 1.0 | 0.50 | 1 | | 11/17/11 17:17 | 71-55-6 | |
| 1,1,2-Trichloroethane | **0.50U** | ug/L | 1.0 | 0.50 | 1 | | 11/17/11 17:17 | 79-00-5 | |
| Trichloroethene | **0.50U** | ug/L | 1.0 | 0.50 | 1 | | 11/17/11 17:17 | 79-01-6 | |
| Trichlorofluoromethane | **0.50U** | ug/L | 1.0 | 0.50 | 1 | | 11/17/11 17:17 | 75-69-4 | |
| 1,2,3-Trichloropropane | **0.36U** | ug/L | 0.50 | 0.36 | 1 | | 11/17/11 17:17 | 96-18-4 | |
| Vinyl acetate | **1.0U** | ug/L | 2.0 | 1.0 | 1 | | 11/17/11 17:17 | 108-05-4 | |
| Vinyl chloride | **0.50U** | ug/L | 1.0 | 0.50 | 1 | | 11/17/11 17:17 | 75-01-4 | |
| Xylene (Total) | **0.50U** | ug/L | 1.0 | 0.50 | 1 | | 11/17/11 17:17 | 1330-20-7 | |
| ***Surrogates*** | | | | | | | | | |
| 4-Bromofluorobenzene (S) | 105 | % | 70-114 | | 1 | | 11/17/11 17:17 | 460-00-4 | |
| Dibromofluoromethane (S) | 102 | % | 88-117 | | 1 | | 11/17/11 17:17 | 1868-53-7 | |
| 1,2-Dichloroethane-d4 (S) | 101 | % | 86-125 | | 1 | | 11/17/11 17:17 | 17060-07-0 | |
| Toluene-d8 (S) | 101 | % | 87-113 | | 1 | | 11/17/11 17:17 | 2037-26-5 | |

**Pace Analytical Services, Inc.**
8 East Tower Circle
Ormond Beach, FL 32174
(386)672-5668

# ANALYTICAL RESULTS

Project: Tomoka Semi-annual
Pace Project No.: 3543106

**Sample: B64** **Lab ID: 3543106008** Collected: 11/14/11 12:48 Received: 11/14/11 16:50 Matrix: Water

| Parameters | Results | Units | PQL | MDL | DF | Prepared | Analyzed | CAS No. | Qual |
|---|---|---|---|---|---|---|---|---|---|
| **2540C Total Dissolved Solids** | Analytical Method: SM 2540C | | | | | | | | |
| Total Dissolved Solids | **524** | mg/L | 5.0 | 5.0 | 1 | | 11/16/11 09:05 | | |
| **300.0 IC Anions** | Analytical Method: EPA 300.0 | | | | | | | | |
| Nitrate as N | **0.025U** | mg/L | 0.050 | 0.025 | 1 | | 11/15/11 16:09 | 14797-55-8 | |
| **300.0 IC Anions 28 Days** | Analytical Method: EPA 300.0 | | | | | | | | |
| Chloride | **37.4** | mg/L | 5.0 | 2.5 | 1 | | 11/15/11 16:09 | 16887-00-6 | |
| Sulfate | **16.7** | mg/L | 5.0 | 2.5 | 1 | | 11/15/11 16:09 | 14808-79-8 | |
| **350.1 Ammonia** | Analytical Method: EPA 350.1 | | | | | | | | |
| Nitrogen, Ammonia | **0.99** | mg/L | 0.050 | 0.020 | 1 | | 11/18/11 07:25 | 7664-41-7 | |

**Pace Analytical Services, Inc.**
8 East Tower Circle
Ormond Beach, FL 32174
(386)672-5668

# ANALYTICAL RESULTS

Project: Tomoka Semi-annual
Pace Project No.: 3543106

**Sample: B34-1** **Lab ID: 3543106009** Collected: 11/14/11 13:13 Received: 11/14/11 16:50 Matrix: Water

| Parameters | Results | Units | PQL | MDL | DF | Prepared | Analyzed | CAS No. | Qual |
|---|---|---|---|---|---|---|---|---|---|
| **Field Data** | Analytical Method: | | | | | | | | |
| Field pH | **6.56** | Std. Units | | | 1 | | 11/14/11 13:13 | | |
| Field Temperature | **23.20** | deg C | | | 1 | | 11/14/11 13:13 | | |
| Appearance | **Color: None, Sheen: None** | | | | 1 | | 11/14/11 13:13 | | |
| Field Specific Conductance | **1025** | umhos/cm | | | 1 | | 11/14/11 13:13 | | |
| Oxygen, Dissolved | **0.04** | mg/L | | | 1 | | 11/14/11 13:13 | 7782-44-7 | |
| REDOX | **-90.9** | mV | | | 1 | | 11/14/11 13:13 | | |
| Turbidity | **0.34** | NTU | | | 1 | | 11/14/11 13:13 | | |
| Depth to Water | **3.65** | feet | | | 1 | | 11/14/11 13:13 | | |
| Water Level(NGVD) | **27.53** | feet | | | 1 | | 11/14/11 13:13 | | |
| **8011 GCS EDB and DBCP** | Analytical Method: EPA 8011 | Preparation Method: EPA 8011 | | | | | | | |
| 1,2-Dibromo-3-chloropropane | **0.0050U** | ug/L | 0.020 | 0.0050 | 1 | 11/17/11 11:30 | 11/17/11 20:32 | 96-12-8 | |
| 1,2-Dibromoethane (EDB) | **0.0063U** | ug/L | 0.010 | 0.0063 | 1 | 11/17/11 11:30 | 11/17/11 20:32 | 106-93-4 | |
| **6010 MET ICP** | Analytical Method: EPA 6010 | Preparation Method: EPA 3010 | | | | | | | |
| Arsenic | **5.0U** | ug/L | 10.0 | 5.0 | 1 | 11/15/11 09:35 | 11/16/11 06:43 | 7440-38-2 | |
| Barium | **132** | ug/L | 10.0 | 5.0 | 1 | 11/15/11 09:35 | 11/16/11 06:43 | 7440-39-3 | |
| Beryllium | **0.50U** | ug/L | 1.0 | 0.50 | 1 | 11/15/11 09:35 | 11/16/11 06:43 | 7440-41-7 | |
| Cadmium | **0.50U** | ug/L | 1.0 | 0.50 | 1 | 11/15/11 09:35 | 11/16/11 06:43 | 7440-43-9 | |
| Chromium | **2.5U** | ug/L | 5.0 | 2.5 | 1 | 11/15/11 09:35 | 11/16/11 06:43 | 7440-47-3 | |
| Cobalt | **5.0U** | ug/L | 10.0 | 5.0 | 1 | 11/15/11 09:35 | 11/16/11 06:43 | 7440-48-4 | |
| Copper | **2.5U** | ug/L | 5.0 | 2.5 | 1 | 11/15/11 09:35 | 11/16/11 06:43 | 7440-50-8 | |
| Iron | **21100** | ug/L | 40.0 | 20.0 | 1 | 11/15/11 09:35 | 11/16/11 06:43 | 7439-89-6 | |
| Lead | **5.0U** | ug/L | 10.0 | 5.0 | 1 | 11/15/11 09:35 | 11/16/11 06:43 | 7439-92-1 | |
| Nickel | **2.5U** | ug/L | 5.0 | 2.5 | 1 | 11/15/11 09:35 | 11/16/11 06:43 | 7440-02-0 | |
| Selenium | **7.5U** | ug/L | 15.0 | 7.5 | 1 | 11/15/11 09:35 | 11/16/11 06:43 | 7782-49-2 | |
| Silver | **2.5U** | ug/L | 5.0 | 2.5 | 1 | 11/15/11 09:35 | 11/16/11 06:43 | 7440-22-4 | |
| Sodium | **36.9** | mg/L | 1.0 | 0.50 | 1 | 11/15/11 09:35 | 11/16/11 06:43 | 7440-23-5 | |
| Vanadium | **5.0U** | ug/L | 10.0 | 5.0 | 1 | 11/15/11 09:35 | 11/16/11 06:43 | 7440-62-2 | |
| Zinc | **10.0U** | ug/L | 20.0 | 10.0 | 1 | 11/15/11 09:35 | 11/16/11 06:43 | 7440-66-6 | |
| **6020 MET ICPMS** | Analytical Method: EPA 6020 | Preparation Method: EPA 3010 | | | | | | | |
| Antimony | **0.50U** | ug/L | 1.0 | 0.50 | 1 | 11/15/11 09:35 | 11/16/11 14:44 | 7440-36-0 | |
| Thallium | **0.50U** | ug/L | 1.0 | 0.50 | 1 | 11/15/11 09:35 | 11/16/11 14:44 | 7440-28-0 | |
| **7470 Mercury** | Analytical Method: EPA 7470 | Preparation Method: EPA 7470 | | | | | | | |
| Mercury | **0.10U** | ug/L | 0.20 | 0.10 | 1 | 11/15/11 03:30 | 11/15/11 13:34 | 7439-97-6 | |
| **8260 MSV** | Analytical Method: EPA 8260 | | | | | | | | |
| Acetone | **5.0U** | ug/L | 10.0 | 5.0 | 1 | | 11/17/11 16:04 | 67-64-1 | |
| Acrylonitrile | **5.0U** | ug/L | 10.0 | 5.0 | 1 | | 11/17/11 16:04 | 107-13-1 | |
| Benzene | **0.50U** | ug/L | 1.0 | 0.50 | 1 | | 11/17/11 16:04 | 71-43-2 | |
| Bromochloromethane | **0.50U** | ug/L | 1.0 | 0.50 | 1 | | 11/17/11 16:04 | 74-97-5 | |

**Pace Analytical Services, Inc.**
8 East Tower Circle
Ormond Beach, FL 32174
(386)672-5668

# ANALYTICAL RESULTS

Project: Tomoka Semi-annual
Pace Project No.: 3543106

**Sample: B34-1** **Lab ID: 3543106009** Collected: 11/14/11 13:13 Received: 11/14/11 16:50 Matrix: Water

| Parameters | Results | Units | PQL | MDL | DF | Prepared | Analyzed | CAS No. | Qual |
|---|---|---|---|---|---|---|---|---|---|
| **8260 MSV** | Analytical Method: EPA 8260 | | | | | | | | |
| Bromodichloromethane | **0.27U** | ug/L | 0.60 | 0.27 | 1 | | 11/17/11 16:04 | 75-27-4 | |
| Bromoform | **0.50U** | ug/L | 1.0 | 0.50 | 1 | | 11/17/11 16:04 | 75-25-2 | |
| Bromomethane | **0.50U** | ug/L | 1.0 | 0.50 | 1 | | 11/17/11 16:04 | 74-83-9 | |
| 2-Butanone (MEK) | **5.0U** | ug/L | 10.0 | 5.0 | 1 | | 11/17/11 16:04 | 78-93-3 | |
| Carbon disulfide | **5.0U** | ug/L | 10.0 | 5.0 | 1 | | 11/17/11 16:04 | 75-15-0 | |
| Carbon tetrachloride | **0.50U** | ug/L | 1.0 | 0.50 | 1 | | 11/17/11 16:04 | 56-23-5 | |
| Chlorobenzene | **0.50U** | ug/L | 1.0 | 0.50 | 1 | | 11/17/11 16:04 | 108-90-7 | |
| Chloroethane | **0.50U** | ug/L | 1.0 | 0.50 | 1 | | 11/17/11 16:04 | 75-00-3 | |
| Chloroform | **0.50U** | ug/L | 1.0 | 0.50 | 1 | | 11/17/11 16:04 | 67-66-3 | |
| Chloromethane | **0.62U** | ug/L | 1.0 | 0.62 | 1 | | 11/17/11 16:04 | 74-87-3 | |
| Dibromochloromethane | **0.26U** | ug/L | 0.50 | 0.26 | 1 | | 11/17/11 16:04 | 124-48-1 | |
| Dibromomethane | **0.50U** | ug/L | 1.0 | 0.50 | 1 | | 11/17/11 16:04 | 74-95-3 | |
| 1,2-Dichlorobenzene | **0.50U** | ug/L | 1.0 | 0.50 | 1 | | 11/17/11 16:04 | 95-50-1 | |
| 1,4-Dichlorobenzene | **0.50U** | ug/L | 1.0 | 0.50 | 1 | | 11/17/11 16:04 | 106-46-7 | |
| trans-1,4-Dichloro-2-butene | **5.0U** | ug/L | 10.0 | 5.0 | 1 | | 11/17/11 16:04 | 110-57-6 | |
| 1,1-Dichloroethane | **0.50U** | ug/L | 1.0 | 0.50 | 1 | | 11/17/11 16:04 | 75-34-3 | |
| 1,2-Dichloroethane | **0.50U** | ug/L | 1.0 | 0.50 | 1 | | 11/17/11 16:04 | 107-06-2 | |
| 1,1-Dichloroethene | **0.50U** | ug/L | 1.0 | 0.50 | 1 | | 11/17/11 16:04 | 75-35-4 | |
| cis-1,2-Dichloroethene | **0.50U** | ug/L | 1.0 | 0.50 | 1 | | 11/17/11 16:04 | 156-59-2 | |
| trans-1,2-Dichloroethene | **0.50U** | ug/L | 1.0 | 0.50 | 1 | | 11/17/11 16:04 | 156-60-5 | |
| 1,2-Dichloropropane | **0.50U** | ug/L | 1.0 | 0.50 | 1 | | 11/17/11 16:04 | 78-87-5 | |
| cis-1,3-Dichloropropene | **0.25U** | ug/L | 0.50 | 0.25 | 1 | | 11/17/11 16:04 | 10061-01-5 | |
| trans-1,3-Dichloropropene | **0.25U** | ug/L | 0.50 | 0.25 | 1 | | 11/17/11 16:04 | 10061-02-6 | |
| Ethylbenzene | **0.50U** | ug/L | 1.0 | 0.50 | 1 | | 11/17/11 16:04 | 100-41-4 | |
| 2-Hexanone | **5.0U** | ug/L | 10.0 | 5.0 | 1 | | 11/17/11 16:04 | 591-78-6 | |
| Iodomethane | **0.50U** | ug/L | 1.0 | 0.50 | 1 | | 11/17/11 16:04 | 74-88-4 | |
| Methylene Chloride | **2.5U** | ug/L | 5.0 | 2.5 | 1 | | 11/17/11 16:04 | 75-09-2 | |
| 4-Methyl-2-pentanone (MIBK) | **5.0U** | ug/L | 10.0 | 5.0 | 1 | | 11/17/11 16:04 | 108-10-1 | |
| Styrene | **0.50U** | ug/L | 1.0 | 0.50 | 1 | | 11/17/11 16:04 | 100-42-5 | |
| 1,1,1,2-Tetrachloroethane | **0.50U** | ug/L | 1.0 | 0.50 | 1 | | 11/17/11 16:04 | 630-20-6 | |
| 1,1,2,2-Tetrachloroethane | **0.12U** | ug/L | 0.50 | 0.12 | 1 | | 11/17/11 16:04 | 79-34-5 | |
| Tetrachloroethene | **0.50U** | ug/L | 1.0 | 0.50 | 1 | | 11/17/11 16:04 | 127-18-4 | |
| Toluene | **0.50U** | ug/L | 1.0 | 0.50 | 1 | | 11/17/11 16:04 | 108-88-3 | |
| 1,1,1-Trichloroethane | **0.50U** | ug/L | 1.0 | 0.50 | 1 | | 11/17/11 16:04 | 71-55-6 | |
| 1,1,2-Trichloroethane | **0.50U** | ug/L | 1.0 | 0.50 | 1 | | 11/17/11 16:04 | 79-00-5 | |
| Trichloroethene | **0.50U** | ug/L | 1.0 | 0.50 | 1 | | 11/17/11 16:04 | 79-01-6 | |
| Trichlorofluoromethane | **0.50U** | ug/L | 1.0 | 0.50 | 1 | | 11/17/11 16:04 | 75-69-4 | |
| 1,2,3-Trichloropropane | **0.36U** | ug/L | 0.50 | 0.36 | 1 | | 11/17/11 16:04 | 96-18-4 | |
| Vinyl acetate | **1.0U** | ug/L | 2.0 | 1.0 | 1 | | 11/17/11 16:04 | 108-05-4 | |
| Vinyl chloride | **0.50U** | ug/L | 1.0 | 0.50 | 1 | | 11/17/11 16:04 | 75-01-4 | |
| Xylene (Total) | **0.50U** | ug/L | 1.0 | 0.50 | 1 | | 11/17/11 16:04 | 1330-20-7 | |
| ***Surrogates*** | | | | | | | | | |
| 4-Bromofluorobenzene (S) | 100 | % | 70-114 | | 1 | | 11/17/11 16:04 | 460-00-4 | |
| Dibromofluoromethane (S) | 104 | % | 88-117 | | 1 | | 11/17/11 16:04 | 1868-53-7 | |
| 1,2-Dichloroethane-d4 (S) | 101 | % | 86-125 | | 1 | | 11/17/11 16:04 | 17060-07-0 | |
| Toluene-d8 (S) | 102 | % | 87-113 | | 1 | | 11/17/11 16:04 | 2037-26-5 | |

**Pace Analytical Services, Inc.**
8 East Tower Circle
Ormond Beach, FL 32174
(386)672-5668

# ANALYTICAL RESULTS

Project: Tomoka Semi-annual
Pace Project No.: 3543106

**Sample: B34-1** **Lab ID: 3543106009** Collected: 11/14/11 13:13 Received: 11/14/11 16:50 Matrix: Water

| Parameters | Results | Units | PQL | MDL | DF | Prepared | Analyzed | CAS No. | Qual |
|---|---|---|---|---|---|---|---|---|---|
| **2540C Total Dissolved Solids** | Analytical Method: SM 2540C | | | | | | | | |
| Total Dissolved Solids | **675** | mg/L | 5.0 | 5.0 | 1 | | 11/16/11 09:06 | | |
| **300.0 IC Anions** | Analytical Method: EPA 300.0 | | | | | | | | |
| Nitrate as N | **0.025U** | mg/L | 0.050 | 0.025 | 1 | | 11/15/11 16:21 | 14797-55-8 | |
| **300.0 IC Anions 28 Days** | Analytical Method: EPA 300.0 | | | | | | | | |
| Chloride | **57.9** | mg/L | 5.0 | 2.5 | 1 | | 11/15/11 16:21 | 16887-00-6 | |
| Sulfate | **134** | mg/L | 10.0 | 5.0 | 2 | | 11/22/11 02:22 | 14808-79-8 | |
| **350.1 Ammonia** | Analytical Method: EPA 350.1 | | | | | | | | |
| Nitrogen, Ammonia | **0.13** | mg/L | 0.050 | 0.020 | 1 | | 11/18/11 07:26 | 7664-41-7 | |

**Pace Analytical Services, Inc.**
8 East Tower Circle
Ormond Beach, FL 32174
(386)672-5668

# ANALYTICAL RESULTS

Project: Tomoka Semi-annual
Pace Project No.: 3543106

**Sample: B38-1** **Lab ID: 3543106010** Collected: 11/14/11 13:38 Received: 11/14/11 16:50 Matrix: Water

| Parameters | Results | Units | PQL | MDL | DF | Prepared | Analyzed | CAS No. | Qual |
|---|---|---|---|---|---|---|---|---|---|
| **Field Data** | Analytical Method: | | | | | | | | |
| Field pH | **4.55** | Std. Units | | | 1 | | 11/14/11 13:38 | | |
| Field Temperature | **22.24** | deg C | | | 1 | | 11/14/11 13:38 | | |
| Appearance | **Color: Brown, Sheen: None** | | | | 1 | | 11/14/11 13:38 | | |
| Field Specific Conductance | **314** | umhos/cm | | | 1 | | 11/14/11 13:38 | | |
| Oxygen, Dissolved | **0.28** | mg/L | | | 1 | | 11/14/11 13:38 | 7782-44-7 | |
| REDOX | **118.2** | mV | | | 1 | | 11/14/11 13:38 | | |
| Turbidity | **2.01** | NTU | | | 1 | | 11/14/11 13:38 | | |
| Depth to Water | **4.16** | feet | | | 1 | | 11/14/11 13:38 | | |
| Water Level(NGVD) | **24.06** | feet | | | 1 | | 11/14/11 13:38 | | |
| **8011 GCS EDB and DBCP** | Analytical Method: EPA 8011 | Preparation Method: EPA 8011 | | | | | | | |
| 1,2-Dibromo-3-chloropropane | **0.0050U** | ug/L | 0.020 | 0.0050 | 1 | 11/17/11 11:30 | 11/17/11 20:47 | 96-12-8 | |
| 1,2-Dibromoethane (EDB) | **0.0063U** | ug/L | 0.010 | 0.0063 | 1 | 11/17/11 11:30 | 11/17/11 20:47 | 106-93-4 | |
| **6010 MET ICP** | Analytical Method: EPA 6010 | Preparation Method: EPA 3010 | | | | | | | |
| Arsenic | **5.0U** | ug/L | 10.0 | 5.0 | 1 | 11/15/11 09:35 | 11/16/11 06:47 | 7440-38-2 | |
| Barium | **90.0** | ug/L | 10.0 | 5.0 | 1 | 11/15/11 09:35 | 11/16/11 06:47 | 7440-39-3 | |
| Beryllium | **0.50U** | ug/L | 1.0 | 0.50 | 1 | 11/15/11 09:35 | 11/16/11 06:47 | 7440-41-7 | |
| Cadmium | **0.50U** | ug/L | 1.0 | 0.50 | 1 | 11/15/11 09:35 | 11/16/11 06:47 | 7440-43-9 | |
| Chromium | **2.5U** | ug/L | 5.0 | 2.5 | 1 | 11/15/11 09:35 | 11/16/11 06:47 | 7440-47-3 | |
| Cobalt | **5.0U** | ug/L | 10.0 | 5.0 | 1 | 11/15/11 09:35 | 11/16/11 06:47 | 7440-48-4 | |
| Copper | **2.5U** | ug/L | 5.0 | 2.5 | 1 | 11/15/11 09:35 | 11/16/11 06:47 | 7440-50-8 | |
| Iron | **19700** | ug/L | 40.0 | 20.0 | 1 | 11/15/11 09:35 | 11/16/11 06:47 | 7439-89-6 | |
| Lead | **5.0U** | ug/L | 10.0 | 5.0 | 1 | 11/15/11 09:35 | 11/16/11 06:47 | 7439-92-1 | |
| Nickel | **2.5U** | ug/L | 5.0 | 2.5 | 1 | 11/15/11 09:35 | 11/16/11 06:47 | 7440-02-0 | |
| Selenium | **7.5U** | ug/L | 15.0 | 7.5 | 1 | 11/15/11 09:35 | 11/16/11 06:47 | 7782-49-2 | |
| Silver | **2.5U** | ug/L | 5.0 | 2.5 | 1 | 11/15/11 09:35 | 11/16/11 06:47 | 7440-22-4 | |
| Sodium | **26.2** | mg/L | 1.0 | 0.50 | 1 | 11/15/11 09:35 | 11/16/11 06:47 | 7440-23-5 | |
| Vanadium | **5.0U** | ug/L | 10.0 | 5.0 | 1 | 11/15/11 09:35 | 11/16/11 06:47 | 7440-62-2 | |
| Zinc | **10.0U** | ug/L | 20.0 | 10.0 | 1 | 11/15/11 09:35 | 11/16/11 06:47 | 7440-66-6 | |
| **6020 MET ICPMS** | Analytical Method: EPA 6020 | Preparation Method: EPA 3010 | | | | | | | |
| Antimony | **0.50U** | ug/L | 1.0 | 0.50 | 1 | 11/15/11 09:35 | 11/16/11 14:47 | 7440-36-0 | |
| Thallium | **0.50U** | ug/L | 1.0 | 0.50 | 1 | 11/15/11 09:35 | 11/16/11 14:47 | 7440-28-0 | |
| **7470 Mercury** | Analytical Method: EPA 7470 | Preparation Method: EPA 7470 | | | | | | | |
| Mercury | **0.10U** | ug/L | 0.20 | 0.10 | 1 | 11/15/11 03:30 | 11/15/11 13:37 | 7439-97-6 | |
| **8260 MSV** | Analytical Method: EPA 8260 | | | | | | | | |
| Acetone | **5.0U** | ug/L | 10.0 | 5.0 | 1 | | 11/17/11 11:21 | 67-64-1 | |
| Acrylonitrile | **5.0U** | ug/L | 10.0 | 5.0 | 1 | | 11/17/11 11:21 | 107-13-1 | |
| Benzene | **0.50U** | ug/L | 1.0 | 0.50 | 1 | | 11/17/11 11:21 | 71-43-2 | |
| Bromochloromethane | **0.50U** | ug/L | 1.0 | 0.50 | 1 | | 11/17/11 11:21 | 74-97-5 | |

**Pace Analytical Services, Inc.**
8 East Tower Circle
Ormond Beach, FL 32174
(386)672-5668

# ANALYTICAL RESULTS

Project: Tomoka Semi-annual
Pace Project No.: 3543106

**Sample: B38-1** **Lab ID: 3543106010** Collected: 11/14/11 13:38 Received: 11/14/11 16:50 Matrix: Water

| Parameters | Results | Units | PQL | MDL | DF | Prepared | Analyzed | CAS No. | Qual |
|---|---|---|---|---|---|---|---|---|---|
| **8260 MSV** | Analytical Method: EPA 8260 | | | | | | | | |
| Bromodichloromethane | **0.27U** | ug/L | 0.60 | 0.27 | 1 | | 11/17/11 11:21 | 75-27-4 | |
| Bromoform | **0.50U** | ug/L | 1.0 | 0.50 | 1 | | 11/17/11 11:21 | 75-25-2 | |
| Bromomethane | **0.50U** | ug/L | 1.0 | 0.50 | 1 | | 11/17/11 11:21 | 74-83-9 | |
| 2-Butanone (MEK) | **5.0U** | ug/L | 10.0 | 5.0 | 1 | | 11/17/11 11:21 | 78-93-3 | |
| Carbon disulfide | **5.0U** | ug/L | 10.0 | 5.0 | 1 | | 11/17/11 11:21 | 75-15-0 | |
| Carbon tetrachloride | **0.50U** | ug/L | 1.0 | 0.50 | 1 | | 11/17/11 11:21 | 56-23-5 | |
| Chlorobenzene | **0.50U** | ug/L | 1.0 | 0.50 | 1 | | 11/17/11 11:21 | 108-90-7 | |
| Chloroethane | **0.50U** | ug/L | 1.0 | 0.50 | 1 | | 11/17/11 11:21 | 75-00-3 | |
| Chloroform | **0.50U** | ug/L | 1.0 | 0.50 | 1 | | 11/17/11 11:21 | 67-66-3 | |
| Chloromethane | **0.62U** | ug/L | 1.0 | 0.62 | 1 | | 11/17/11 11:21 | 74-87-3 | |
| Dibromochloromethane | **0.26U** | ug/L | 0.50 | 0.26 | 1 | | 11/17/11 11:21 | 124-48-1 | |
| Dibromomethane | **0.50U** | ug/L | 1.0 | 0.50 | 1 | | 11/17/11 11:21 | 74-95-3 | |
| 1,2-Dichlorobenzene | **0.50U** | ug/L | 1.0 | 0.50 | 1 | | 11/17/11 11:21 | 95-50-1 | |
| 1,4-Dichlorobenzene | **0.50U** | ug/L | 1.0 | 0.50 | 1 | | 11/17/11 11:21 | 106-46-7 | |
| trans-1,4-Dichloro-2-butene | **5.0U** | ug/L | 10.0 | 5.0 | 1 | | 11/17/11 11:21 | 110-57-6 | |
| 1,1-Dichloroethane | **0.50U** | ug/L | 1.0 | 0.50 | 1 | | 11/17/11 11:21 | 75-34-3 | |
| 1,2-Dichloroethane | **0.50U** | ug/L | 1.0 | 0.50 | 1 | | 11/17/11 11:21 | 107-06-2 | |
| 1,1-Dichloroethene | **0.50U** | ug/L | 1.0 | 0.50 | 1 | | 11/17/11 11:21 | 75-35-4 | |
| cis-1,2-Dichloroethene | **0.50U** | ug/L | 1.0 | 0.50 | 1 | | 11/17/11 11:21 | 156-59-2 | |
| trans-1,2-Dichloroethene | **0.50U** | ug/L | 1.0 | 0.50 | 1 | | 11/17/11 11:21 | 156-60-5 | |
| 1,2-Dichloropropane | **0.50U** | ug/L | 1.0 | 0.50 | 1 | | 11/17/11 11:21 | 78-87-5 | |
| cis-1,3-Dichloropropene | **0.25U** | ug/L | 0.50 | 0.25 | 1 | | 11/17/11 11:21 | 10061-01-5 | |
| trans-1,3-Dichloropropene | **0.25U** | ug/L | 0.50 | 0.25 | 1 | | 11/17/11 11:21 | 10061-02-6 | |
| Ethylbenzene | **0.50U** | ug/L | 1.0 | 0.50 | 1 | | 11/17/11 11:21 | 100-41-4 | |
| 2-Hexanone | **5.0U** | ug/L | 10.0 | 5.0 | 1 | | 11/17/11 11:21 | 591-78-6 | |
| Iodomethane | **0.50U** | ug/L | 1.0 | 0.50 | 1 | | 11/17/11 11:21 | 74-88-4 | |
| Methylene Chloride | **2.5U** | ug/L | 5.0 | 2.5 | 1 | | 11/17/11 11:21 | 75-09-2 | |
| 4-Methyl-2-pentanone (MIBK) | **5.0U** | ug/L | 10.0 | 5.0 | 1 | | 11/17/11 11:21 | 108-10-1 | |
| Styrene | **0.50U** | ug/L | 1.0 | 0.50 | 1 | | 11/17/11 11:21 | 100-42-5 | |
| 1,1,1,2-Tetrachloroethane | **0.50U** | ug/L | 1.0 | 0.50 | 1 | | 11/17/11 11:21 | 630-20-6 | |
| 1,1,2,2-Tetrachloroethane | **0.12U** | ug/L | 0.50 | 0.12 | 1 | | 11/17/11 11:21 | 79-34-5 | |
| Tetrachloroethene | **0.50U** | ug/L | 1.0 | 0.50 | 1 | | 11/17/11 11:21 | 127-18-4 | |
| Toluene | **0.50U** | ug/L | 1.0 | 0.50 | 1 | | 11/17/11 11:21 | 108-88-3 | |
| 1,1,1-Trichloroethane | **0.50U** | ug/L | 1.0 | 0.50 | 1 | | 11/17/11 11:21 | 71-55-6 | |
| 1,1,2-Trichloroethane | **0.50U** | ug/L | 1.0 | 0.50 | 1 | | 11/17/11 11:21 | 79-00-5 | |
| Trichloroethene | **0.50U** | ug/L | 1.0 | 0.50 | 1 | | 11/17/11 11:21 | 79-01-6 | |
| Trichlorofluoromethane | **0.50U** | ug/L | 1.0 | 0.50 | 1 | | 11/17/11 11:21 | 75-69-4 | |
| 1,2,3-Trichloropropane | **0.36U** | ug/L | 0.50 | 0.36 | 1 | | 11/17/11 11:21 | 96-18-4 | |
| Vinyl acetate | **1.0U** | ug/L | 2.0 | 1.0 | 1 | | 11/17/11 11:21 | 108-05-4 | |
| Vinyl chloride | **0.50U** | ug/L | 1.0 | 0.50 | 1 | | 11/17/11 11:21 | 75-01-4 | |
| Xylene (Total) | **0.50U** | ug/L | 1.0 | 0.50 | 1 | | 11/17/11 11:21 | 1330-20-7 | |
| ***Surrogates*** | | | | | | | | | |
| 4-Bromofluorobenzene (S) | 102 | % | 70-114 | | 1 | | 11/17/11 11:21 | 460-00-4 | |
| Dibromofluoromethane (S) | 104 | % | 88-117 | | 1 | | 11/17/11 11:21 | 1868-53-7 | |
| 1,2-Dichloroethane-d4 (S) | 105 | % | 86-125 | | 1 | | 11/17/11 11:21 | 17060-07-0 | |
| Toluene-d8 (S) | 101 | % | 87-113 | | 1 | | 11/17/11 11:21 | 2037-26-5 | |

**Pace Analytical Services, Inc.**
8 East Tower Circle
Ormond Beach, FL 32174
(386)672-5668

# ANALYTICAL RESULTS

Project: Tomoka Semi-annual
Pace Project No.: 3543106

**Sample: B38-1** **Lab ID: 3543106010** Collected: 11/14/11 13:38 Received: 11/14/11 16:50 Matrix: Water

| Parameters | Results | Units | PQL | MDL | DF | Prepared | Analyzed | CAS No. | Qual |
|---|---|---|---|---|---|---|---|---|---|
| **2540C Total Dissolved Solids** | Analytical Method: SM 2540C | | | | | | | | |
| Total Dissolved Solids | **194** | mg/L | 5.0 | 5.0 | 1 | | 11/16/11 09:07 | | |
| **300.0 IC Anions** | Analytical Method: EPA 300.0 | | | | | | | | |
| Nitrate as N | **0.025U** | mg/L | 0.050 | 0.025 | 1 | | 11/15/11 16:58 | 14797-55-8 | |
| **300.0 IC Anions 28 Days** | Analytical Method: EPA 300.0 | | | | | | | | |
| Chloride | **56.6** | mg/L | 5.0 | 2.5 | 1 | | 11/15/11 16:58 | 16887-00-6 | |
| Sulfate | **13.5** | mg/L | 5.0 | 2.5 | 1 | | 11/15/11 16:58 | 14808-79-8 | |
| **350.1 Ammonia** | Analytical Method: EPA 350.1 | | | | | | | | |
| Nitrogen, Ammonia | **0.067** | mg/L | 0.050 | 0.020 | 1 | | 11/18/11 07:27 | 7664-41-7 | |

**Pace Analytical Services, Inc.**
8 East Tower Circle
Ormond Beach, FL 32174
(386)672-5668

# ANALYTICAL RESULTS

Project: Tomoka Semi-annual
Pace Project No.: 3543106

**Sample: B38-2** **Lab ID: 3543106011** Collected: 11/14/11 14:12 Received: 11/14/11 16:50 Matrix: Water

| Parameters | Results | Units | PQL | MDL | DF | Prepared | Analyzed | CAS No. | Qual |
|---|---|---|---|---|---|---|---|---|---|
| **Field Data** | Analytical Method: | | | | | | | | |
| Field pH | **5.66** | Std. Units | | | 1 | | 11/14/11 14:12 | | |
| Field Temperature | **21.65** | deg C | | | 1 | | 11/14/11 14:12 | | |
| Appearance | **Color: Brown, Sheen: None** | | | | 1 | | 11/14/11 14:12 | | |
| Field Specific Conductance | **338** | umhos/cm | | | 1 | | 11/14/11 14:12 | | |
| Oxygen, Dissolved | **0.18** | mg/L | | | 1 | | 11/14/11 14:12 | 7782-44-7 | |
| REDOX | **22.2** | mV | | | 1 | | 11/14/11 14:12 | | |
| Turbidity | **3.19** | NTU | | | 1 | | 11/14/11 14:12 | | |
| Depth to Water | **1.77** | feet | | | 1 | | 11/14/11 14:12 | | |
| Water Level(NGVD) | **26.31** | feet | | | 1 | | 11/14/11 14:12 | | |
| **8011 GCS EDB and DBCP** | Analytical Method: EPA 8011 | Preparation Method: EPA 8011 | | | | | | | |
| 1,2-Dibromo-3-chloropropane | **0.0049U** | ug/L | 0.020 | 0.0049 | 1 | 11/17/11 11:30 | 11/17/11 21:02 | 96-12-8 | |
| 1,2-Dibromoethane (EDB) | **0.0062U** | ug/L | 0.010 | 0.0062 | 1 | 11/17/11 11:30 | 11/17/11 21:02 | 106-93-4 | |
| **6010 MET ICP** | Analytical Method: EPA 6010 | Preparation Method: EPA 3010 | | | | | | | |
| Arsenic | **5.0U** | ug/L | 10.0 | 5.0 | 1 | 11/15/11 09:35 | 11/16/11 06:59 | 7440-38-2 | |
| Barium | **17.2** | ug/L | 10.0 | 5.0 | 1 | 11/15/11 09:35 | 11/16/11 06:59 | 7440-39-3 | |
| Beryllium | **0.50U** | ug/L | 1.0 | 0.50 | 1 | 11/15/11 09:35 | 11/16/11 06:59 | 7440-41-7 | |
| Cadmium | **0.50U** | ug/L | 1.0 | 0.50 | 1 | 11/15/11 09:35 | 11/16/11 06:59 | 7440-43-9 | |
| Chromium | **2.5U** | ug/L | 5.0 | 2.5 | 1 | 11/15/11 09:35 | 11/16/11 06:59 | 7440-47-3 | |
| Cobalt | **5.0U** | ug/L | 10.0 | 5.0 | 1 | 11/15/11 09:35 | 11/16/11 06:59 | 7440-48-4 | |
| Copper | **2.5U** | ug/L | 5.0 | 2.5 | 1 | 11/15/11 09:35 | 11/16/11 06:59 | 7440-50-8 | |
| Iron | **4740** | ug/L | 40.0 | 20.0 | 1 | 11/15/11 09:35 | 11/16/11 06:59 | 7439-89-6 | |
| Lead | **5.0U** | ug/L | 10.0 | 5.0 | 1 | 11/15/11 09:35 | 11/16/11 06:59 | 7439-92-1 | |
| Nickel | **2.5U** | ug/L | 5.0 | 2.5 | 1 | 11/15/11 09:35 | 11/16/11 06:59 | 7440-02-0 | |
| Selenium | **7.5U** | ug/L | 15.0 | 7.5 | 1 | 11/15/11 09:35 | 11/16/11 06:59 | 7782-49-2 | |
| Silver | **2.5U** | ug/L | 5.0 | 2.5 | 1 | 11/15/11 09:35 | 11/16/11 06:59 | 7440-22-4 | |
| Sodium | **14.2** | mg/L | 1.0 | 0.50 | 1 | 11/15/11 09:35 | 11/16/11 06:59 | 7440-23-5 | |
| Vanadium | **5.0U** | ug/L | 10.0 | 5.0 | 1 | 11/15/11 09:35 | 11/16/11 06:59 | 7440-62-2 | |
| Zinc | **10.0U** | ug/L | 20.0 | 10.0 | 1 | 11/15/11 09:35 | 11/16/11 06:59 | 7440-66-6 | |
| **6020 MET ICPMS** | Analytical Method: EPA 6020 | Preparation Method: EPA 3010 | | | | | | | |
| Antimony | **0.50U** | ug/L | 1.0 | 0.50 | 1 | 11/15/11 09:35 | 11/16/11 14:50 | 7440-36-0 | |
| Thallium | **0.50U** | ug/L | 1.0 | 0.50 | 1 | 11/15/11 09:35 | 11/16/11 14:50 | 7440-28-0 | |
| **7470 Mercury** | Analytical Method: EPA 7470 | Preparation Method: EPA 7470 | | | | | | | |
| Mercury | **0.10U** | ug/L | 0.20 | 0.10 | 1 | 11/15/11 03:30 | 11/15/11 13:40 | 7439-97-6 | |
| **8260 MSV** | Analytical Method: EPA 8260 | | | | | | | | |
| Acetone | **5.0U** | ug/L | 10.0 | 5.0 | 1 | | 11/17/11 17:41 | 67-64-1 | |
| Acrylonitrile | **5.0U** | ug/L | 10.0 | 5.0 | 1 | | 11/17/11 17:41 | 107-13-1 | |
| Benzene | **0.50U** | ug/L | 1.0 | 0.50 | 1 | | 11/17/11 17:41 | 71-43-2 | |
| Bromochloromethane | **0.50U** | ug/L | 1.0 | 0.50 | 1 | | 11/17/11 17:41 | 74-97-5 | |

**Pace Analytical Services, Inc.**
8 East Tower Circle
Ormond Beach, FL 32174
(386)672-5668

# ANALYTICAL RESULTS

Project: Tomoka Semi-annual
Pace Project No.: 3543106

**Sample: B38-2** **Lab ID: 3543106011** Collected: 11/14/11 14:12 Received: 11/14/11 16:50 Matrix: Water

| Parameters | Results | Units | PQL | MDL | DF | Prepared | Analyzed | CAS No. | Qual |
|---|---|---|---|---|---|---|---|---|---|
| **8260 MSV** | Analytical Method: EPA 8260 | | | | | | | | |
| Bromodichloromethane | **0.27U** | ug/L | 0.60 | 0.27 | 1 | | 11/17/11 17:41 | 75-27-4 | |
| Bromoform | **0.50U** | ug/L | 1.0 | 0.50 | 1 | | 11/17/11 17:41 | 75-25-2 | |
| Bromomethane | **0.50U** | ug/L | 1.0 | 0.50 | 1 | | 11/17/11 17:41 | 74-83-9 | |
| 2-Butanone (MEK) | **5.0U** | ug/L | 10.0 | 5.0 | 1 | | 11/17/11 17:41 | 78-93-3 | |
| Carbon disulfide | **5.0U** | ug/L | 10.0 | 5.0 | 1 | | 11/17/11 17:41 | 75-15-0 | |
| Carbon tetrachloride | **0.50U** | ug/L | 1.0 | 0.50 | 1 | | 11/17/11 17:41 | 56-23-5 | |
| Chlorobenzene | **0.50U** | ug/L | 1.0 | 0.50 | 1 | | 11/17/11 17:41 | 108-90-7 | |
| Chloroethane | **0.50U** | ug/L | 1.0 | 0.50 | 1 | | 11/17/11 17:41 | 75-00-3 | |
| Chloroform | **0.50U** | ug/L | 1.0 | 0.50 | 1 | | 11/17/11 17:41 | 67-66-3 | |
| Chloromethane | **0.62U** | ug/L | 1.0 | 0.62 | 1 | | 11/17/11 17:41 | 74-87-3 | |
| Dibromochloromethane | **0.26U** | ug/L | 0.50 | 0.26 | 1 | | 11/17/11 17:41 | 124-48-1 | |
| Dibromomethane | **0.50U** | ug/L | 1.0 | 0.50 | 1 | | 11/17/11 17:41 | 74-95-3 | |
| 1,2-Dichlorobenzene | **0.50U** | ug/L | 1.0 | 0.50 | 1 | | 11/17/11 17:41 | 95-50-1 | |
| 1,4-Dichlorobenzene | **0.50U** | ug/L | 1.0 | 0.50 | 1 | | 11/17/11 17:41 | 106-46-7 | |
| trans-1,4-Dichloro-2-butene | **5.0U** | ug/L | 10.0 | 5.0 | 1 | | 11/17/11 17:41 | 110-57-6 | |
| 1,1-Dichloroethane | **0.50U** | ug/L | 1.0 | 0.50 | 1 | | 11/17/11 17:41 | 75-34-3 | |
| 1,2-Dichloroethane | **0.50U** | ug/L | 1.0 | 0.50 | 1 | | 11/17/11 17:41 | 107-06-2 | |
| 1,1-Dichloroethene | **0.50U** | ug/L | 1.0 | 0.50 | 1 | | 11/17/11 17:41 | 75-35-4 | |
| cis-1,2-Dichloroethene | **0.50U** | ug/L | 1.0 | 0.50 | 1 | | 11/17/11 17:41 | 156-59-2 | |
| trans-1,2-Dichloroethene | **0.50U** | ug/L | 1.0 | 0.50 | 1 | | 11/17/11 17:41 | 156-60-5 | |
| 1,2-Dichloropropane | **0.50U** | ug/L | 1.0 | 0.50 | 1 | | 11/17/11 17:41 | 78-87-5 | |
| cis-1,3-Dichloropropene | **0.25U** | ug/L | 0.50 | 0.25 | 1 | | 11/17/11 17:41 | 10061-01-5 | |
| trans-1,3-Dichloropropene | **0.25U** | ug/L | 0.50 | 0.25 | 1 | | 11/17/11 17:41 | 10061-02-6 | |
| Ethylbenzene | **0.50U** | ug/L | 1.0 | 0.50 | 1 | | 11/17/11 17:41 | 100-41-4 | |
| 2-Hexanone | **5.0U** | ug/L | 10.0 | 5.0 | 1 | | 11/17/11 17:41 | 591-78-6 | |
| Iodomethane | **0.50U** | ug/L | 1.0 | 0.50 | 1 | | 11/17/11 17:41 | 74-88-4 | |
| Methylene Chloride | **2.5U** | ug/L | 5.0 | 2.5 | 1 | | 11/17/11 17:41 | 75-09-2 | |
| 4-Methyl-2-pentanone (MIBK) | **5.0U** | ug/L | 10.0 | 5.0 | 1 | | 11/17/11 17:41 | 108-10-1 | |
| Styrene | **0.50U** | ug/L | 1.0 | 0.50 | 1 | | 11/17/11 17:41 | 100-42-5 | |
| 1,1,1,2-Tetrachloroethane | **0.50U** | ug/L | 1.0 | 0.50 | 1 | | 11/17/11 17:41 | 630-20-6 | |
| 1,1,2,2-Tetrachloroethane | **0.12U** | ug/L | 0.50 | 0.12 | 1 | | 11/17/11 17:41 | 79-34-5 | |
| Tetrachloroethene | **0.50U** | ug/L | 1.0 | 0.50 | 1 | | 11/17/11 17:41 | 127-18-4 | |
| Toluene | **0.50U** | ug/L | 1.0 | 0.50 | 1 | | 11/17/11 17:41 | 108-88-3 | |
| 1,1,1-Trichloroethane | **0.50U** | ug/L | 1.0 | 0.50 | 1 | | 11/17/11 17:41 | 71-55-6 | |
| 1,1,2-Trichloroethane | **0.50U** | ug/L | 1.0 | 0.50 | 1 | | 11/17/11 17:41 | 79-00-5 | |
| Trichloroethene | **0.50U** | ug/L | 1.0 | 0.50 | 1 | | 11/17/11 17:41 | 79-01-6 | |
| Trichlorofluoromethane | **0.50U** | ug/L | 1.0 | 0.50 | 1 | | 11/17/11 17:41 | 75-69-4 | |
| 1,2,3-Trichloropropane | **0.36U** | ug/L | 0.50 | 0.36 | 1 | | 11/17/11 17:41 | 96-18-4 | |
| Vinyl acetate | **1.0U** | ug/L | 2.0 | 1.0 | 1 | | 11/17/11 17:41 | 108-05-4 | |
| Vinyl chloride | **0.50U** | ug/L | 1.0 | 0.50 | 1 | | 11/17/11 17:41 | 75-01-4 | |
| Xylene (Total) | **0.50U** | ug/L | 1.0 | 0.50 | 1 | | 11/17/11 17:41 | 1330-20-7 | |
| ***Surrogates*** | | | | | | | | | |
| 4-Bromofluorobenzene (S) | 105 | % | 70-114 | | 1 | | 11/17/11 17:41 | 460-00-4 | |
| Dibromofluoromethane (S) | 100 | % | 88-117 | | 1 | | 11/17/11 17:41 | 1868-53-7 | |
| 1,2-Dichloroethane-d4 (S) | 101 | % | 86-125 | | 1 | | 11/17/11 17:41 | 17060-07-0 | |
| Toluene-d8 (S) | 101 | % | 87-113 | | 1 | | 11/17/11 17:41 | 2037-26-5 | |

**Pace Analytical Services, Inc.**
8 East Tower Circle
Ormond Beach, FL 32174
(386)672-5668

# ANALYTICAL RESULTS

Project: Tomoka Semi-annual
Pace Project No.: 3543106

**Sample: B38-2** **Lab ID: 3543106011** Collected: 11/14/11 14:12 Received: 11/14/11 16:50 Matrix: Water

| Parameters | Results | Units | PQL | MDL | DF | Prepared | Analyzed | CAS No. | Qual |
|---|---|---|---|---|---|---|---|---|---|
| **2540C Total Dissolved Solids** | Analytical Method: SM 2540C | | | | | | | | |
| Total Dissolved Solids | **284** | mg/L | 5.0 | 5.0 | 1 | | 11/16/11 09:07 | | |
| **300.0 IC Anions** | Analytical Method: EPA 300.0 | | | | | | | | |
| Nitrate as N | **0.025U** | mg/L | 0.050 | 0.025 | 1 | | 11/15/11 17:34 | 14797-55-8 | |
| **300.0 IC Anions 28 Days** | Analytical Method: EPA 300.0 | | | | | | | | |
| Chloride | **15.4** | mg/L | 5.0 | 2.5 | 1 | | 11/15/11 17:34 | 16887-00-6 | |
| Sulfate | **2.5U** | mg/L | 5.0 | 2.5 | 1 | | 11/15/11 17:34 | 14808-79-8 | |
| **350.1 Ammonia** | Analytical Method: EPA 350.1 | | | | | | | | |
| Nitrogen, Ammonia | **0.52** | mg/L | 0.050 | 0.020 | 1 | | 11/18/11 07:28 | 7664-41-7 | |

**Pace Analytical Services, Inc.**
8 East Tower Circle
Ormond Beach, FL 32174
(386)672-5668

# ANALYTICAL RESULTS

Project: Tomoka Semi-annual
Pace Project No.: 3543106

**Sample: FA-2C** **Lab ID: 3543106012** Collected: 11/14/11 14:27 Received: 11/14/11 16:50 Matrix: Water

| Parameters | Results | Units | PQL | MDL | DF | Prepared | Analyzed | CAS No. | Qual |
|---|---|---|---|---|---|---|---|---|---|
| **Field Data** | Analytical Method: | | | | | | | | |
| Field pH | **7.47** | Std. Units | | | 1 | | 11/14/11 14:27 | | |
| Field Temperature | **22.32** | deg C | | | 1 | | 11/14/11 14:27 | | |
| Appearance | **Color: None, Sheen: None** | | | | 1 | | 11/14/11 14:27 | | |
| Field Specific Conductance | **715** | umhos/cm | | | 1 | | 11/14/11 14:27 | | |
| Oxygen, Dissolved | **0.06** | mg/L | | | 1 | | 11/14/11 14:27 | 7782-44-7 | |
| REDOX | **-171.4** | mV | | | 1 | | 11/14/11 14:27 | | |
| Turbidity | **0.02** | NTU | | | 1 | | 11/14/11 14:27 | | |
| Depth to Water | **13.59** | feet | | | 1 | | 11/14/11 14:27 | | |
| Water Level(NGVD) | **13.31** | feet | | | 1 | | 11/14/11 14:27 | | |
| **8011 GCS EDB and DBCP** | Analytical Method: EPA 8011 | Preparation Method: EPA 8011 | | | | | | | |
| 1,2-Dibromo-3-chloropropane | **0.0050U** | ug/L | 0.021 | 0.0050 | 1 | 11/17/11 11:30 | 11/17/11 21:17 | 96-12-8 | |
| 1,2-Dibromoethane (EDB) | **0.0064U** | ug/L | 0.010 | 0.0064 | 1 | 11/17/11 11:30 | 11/17/11 21:17 | 106-93-4 | |
| **6010 MET ICP** | Analytical Method: EPA 6010 | Preparation Method: EPA 3010 | | | | | | | |
| Arsenic | **5.0U** | ug/L | 10.0 | 5.0 | 1 | 11/15/11 09:35 | 11/16/11 07:03 | 7440-38-2 | |
| Barium | **18.0** | ug/L | 10.0 | 5.0 | 1 | 11/15/11 09:35 | 11/16/11 07:03 | 7440-39-3 | |
| Beryllium | **0.50U** | ug/L | 1.0 | 0.50 | 1 | 11/15/11 09:35 | 11/16/11 07:03 | 7440-41-7 | |
| Cadmium | **0.50U** | ug/L | 1.0 | 0.50 | 1 | 11/15/11 09:35 | 11/16/11 07:03 | 7440-43-9 | |
| Chromium | **2.5U** | ug/L | 5.0 | 2.5 | 1 | 11/15/11 09:35 | 11/16/11 07:03 | 7440-47-3 | |
| Cobalt | **5.0U** | ug/L | 10.0 | 5.0 | 1 | 11/15/11 09:35 | 11/16/11 07:03 | 7440-48-4 | |
| Copper | **2.5U** | ug/L | 5.0 | 2.5 | 1 | 11/15/11 09:35 | 11/16/11 07:03 | 7440-50-8 | |
| Iron | **1670** | ug/L | 40.0 | 20.0 | 1 | 11/15/11 09:35 | 11/16/11 07:03 | 7439-89-6 | |
| Lead | **5.0U** | ug/L | 10.0 | 5.0 | 1 | 11/15/11 09:35 | 11/16/11 07:03 | 7439-92-1 | |
| Nickel | **2.5U** | ug/L | 5.0 | 2.5 | 1 | 11/15/11 09:35 | 11/16/11 07:03 | 7440-02-0 | |
| Selenium | **7.5U** | ug/L | 15.0 | 7.5 | 1 | 11/15/11 09:35 | 11/16/11 07:03 | 7782-49-2 | |
| Silver | **2.5U** | ug/L | 5.0 | 2.5 | 1 | 11/15/11 09:35 | 11/16/11 07:03 | 7440-22-4 | |
| Sodium | **43.8** | mg/L | 1.0 | 0.50 | 1 | 11/15/11 09:35 | 11/16/11 07:03 | 7440-23-5 | |
| Vanadium | **5.0U** | ug/L | 10.0 | 5.0 | 1 | 11/15/11 09:35 | 11/16/11 07:03 | 7440-62-2 | |
| Zinc | **10.0U** | ug/L | 20.0 | 10.0 | 1 | 11/15/11 09:35 | 11/16/11 07:03 | 7440-66-6 | |
| **6020 MET ICPMS** | Analytical Method: EPA 6020 | Preparation Method: EPA 3010 | | | | | | | |
| Antimony | **0.50U** | ug/L | 1.0 | 0.50 | 1 | 11/15/11 09:35 | 11/16/11 14:53 | 7440-36-0 | |
| Thallium | **0.50U** | ug/L | 1.0 | 0.50 | 1 | 11/15/11 09:35 | 11/16/11 14:53 | 7440-28-0 | |
| **7470 Mercury** | Analytical Method: EPA 7470 | Preparation Method: EPA 7470 | | | | | | | |
| Mercury | **0.13 I** | ug/L | 0.20 | 0.10 | 1 | 11/15/11 03:30 | 11/15/11 13:48 | 7439-97-6 | |
| **8260 MSV** | Analytical Method: EPA 8260 | | | | | | | | |
| Acetone | **5.0U** | ug/L | 10.0 | 5.0 | 1 | | 11/17/11 11:45 | 67-64-1 | |
| Acrylonitrile | **5.0U** | ug/L | 10.0 | 5.0 | 1 | | 11/17/11 11:45 | 107-13-1 | |
| Benzene | **0.50U** | ug/L | 1.0 | 0.50 | 1 | | 11/17/11 11:45 | 71-43-2 | |
| Bromochloromethane | **0.50U** | ug/L | 1.0 | 0.50 | 1 | | 11/17/11 11:45 | 74-97-5 | |

**Pace Analytical Services, Inc.**
8 East Tower Circle
Ormond Beach, FL 32174
(386)672-5668

# ANALYTICAL RESULTS

Project: Tomoka Semi-annual
Pace Project No.: 3543106

**Sample: FA-2C** **Lab ID: 3543106012** Collected: 11/14/11 14:27 Received: 11/14/11 16:50 Matrix: Water

| Parameters | Results | Units | PQL | MDL | DF | Prepared | Analyzed | CAS No. | Qual |
|---|---|---|---|---|---|---|---|---|---|
| **8260 MSV** | Analytical Method: EPA 8260 | | | | | | | | |
| Bromodichloromethane | **0.27U** | ug/L | 0.60 | 0.27 | 1 | | 11/17/11 11:45 | 75-27-4 | |
| Bromoform | **0.50U** | ug/L | 1.0 | 0.50 | 1 | | 11/17/11 11:45 | 75-25-2 | |
| Bromomethane | **0.50U** | ug/L | 1.0 | 0.50 | 1 | | 11/17/11 11:45 | 74-83-9 | |
| 2-Butanone (MEK) | **5.0U** | ug/L | 10.0 | 5.0 | 1 | | 11/17/11 11:45 | 78-93-3 | |
| Carbon disulfide | **5.0U** | ug/L | 10.0 | 5.0 | 1 | | 11/17/11 11:45 | 75-15-0 | |
| Carbon tetrachloride | **0.50U** | ug/L | 1.0 | 0.50 | 1 | | 11/17/11 11:45 | 56-23-5 | |
| Chlorobenzene | **0.50U** | ug/L | 1.0 | 0.50 | 1 | | 11/17/11 11:45 | 108-90-7 | |
| Chloroethane | **0.50U** | ug/L | 1.0 | 0.50 | 1 | | 11/17/11 11:45 | 75-00-3 | |
| Chloroform | **0.50U** | ug/L | 1.0 | 0.50 | 1 | | 11/17/11 11:45 | 67-66-3 | |
| Chloromethane | **0.62U** | ug/L | 1.0 | 0.62 | 1 | | 11/17/11 11:45 | 74-87-3 | |
| Dibromochloromethane | **0.26U** | ug/L | 0.50 | 0.26 | 1 | | 11/17/11 11:45 | 124-48-1 | |
| Dibromomethane | **0.50U** | ug/L | 1.0 | 0.50 | 1 | | 11/17/11 11:45 | 74-95-3 | |
| 1,2-Dichlorobenzene | **0.50U** | ug/L | 1.0 | 0.50 | 1 | | 11/17/11 11:45 | 95-50-1 | |
| 1,4-Dichlorobenzene | **0.50U** | ug/L | 1.0 | 0.50 | 1 | | 11/17/11 11:45 | 106-46-7 | |
| trans-1,4-Dichloro-2-butene | **5.0U** | ug/L | 10.0 | 5.0 | 1 | | 11/17/11 11:45 | 110-57-6 | |
| 1,1-Dichloroethane | **0.50U** | ug/L | 1.0 | 0.50 | 1 | | 11/17/11 11:45 | 75-34-3 | |
| 1,2-Dichloroethane | **0.50U** | ug/L | 1.0 | 0.50 | 1 | | 11/17/11 11:45 | 107-06-2 | |
| 1,1-Dichloroethene | **0.50U** | ug/L | 1.0 | 0.50 | 1 | | 11/17/11 11:45 | 75-35-4 | |
| cis-1,2-Dichloroethene | **0.50U** | ug/L | 1.0 | 0.50 | 1 | | 11/17/11 11:45 | 156-59-2 | |
| trans-1,2-Dichloroethene | **0.50U** | ug/L | 1.0 | 0.50 | 1 | | 11/17/11 11:45 | 156-60-5 | |
| 1,2-Dichloropropane | **0.50U** | ug/L | 1.0 | 0.50 | 1 | | 11/17/11 11:45 | 78-87-5 | |
| cis-1,3-Dichloropropene | **0.25U** | ug/L | 0.50 | 0.25 | 1 | | 11/17/11 11:45 | 10061-01-5 | |
| trans-1,3-Dichloropropene | **0.25U** | ug/L | 0.50 | 0.25 | 1 | | 11/17/11 11:45 | 10061-02-6 | |
| Ethylbenzene | **0.50U** | ug/L | 1.0 | 0.50 | 1 | | 11/17/11 11:45 | 100-41-4 | |
| 2-Hexanone | **5.0U** | ug/L | 10.0 | 5.0 | 1 | | 11/17/11 11:45 | 591-78-6 | |
| Iodomethane | **0.50U** | ug/L | 1.0 | 0.50 | 1 | | 11/17/11 11:45 | 74-88-4 | |
| Methylene Chloride | **2.5U** | ug/L | 5.0 | 2.5 | 1 | | 11/17/11 11:45 | 75-09-2 | |
| 4-Methyl-2-pentanone (MIBK) | **5.0U** | ug/L | 10.0 | 5.0 | 1 | | 11/17/11 11:45 | 108-10-1 | |
| Styrene | **0.50U** | ug/L | 1.0 | 0.50 | 1 | | 11/17/11 11:45 | 100-42-5 | |
| 1,1,1,2-Tetrachloroethane | **0.50U** | ug/L | 1.0 | 0.50 | 1 | | 11/17/11 11:45 | 630-20-6 | |
| 1,1,2,2-Tetrachloroethane | **0.12U** | ug/L | 0.50 | 0.12 | 1 | | 11/17/11 11:45 | 79-34-5 | |
| Tetrachloroethene | **0.50U** | ug/L | 1.0 | 0.50 | 1 | | 11/17/11 11:45 | 127-18-4 | |
| Toluene | **0.50U** | ug/L | 1.0 | 0.50 | 1 | | 11/17/11 11:45 | 108-88-3 | |
| 1,1,1-Trichloroethane | **0.50U** | ug/L | 1.0 | 0.50 | 1 | | 11/17/11 11:45 | 71-55-6 | |
| 1,1,2-Trichloroethane | **0.50U** | ug/L | 1.0 | 0.50 | 1 | | 11/17/11 11:45 | 79-00-5 | |
| Trichloroethene | **0.50U** | ug/L | 1.0 | 0.50 | 1 | | 11/17/11 11:45 | 79-01-6 | |
| Trichlorofluoromethane | **0.50U** | ug/L | 1.0 | 0.50 | 1 | | 11/17/11 11:45 | 75-69-4 | |
| 1,2,3-Trichloropropane | **0.36U** | ug/L | 0.50 | 0.36 | 1 | | 11/17/11 11:45 | 96-18-4 | |
| Vinyl acetate | **1.0U** | ug/L | 2.0 | 1.0 | 1 | | 11/17/11 11:45 | 108-05-4 | |
| Vinyl chloride | **0.50U** | ug/L | 1.0 | 0.50 | 1 | | 11/17/11 11:45 | 75-01-4 | |
| Xylene (Total) | **0.50U** | ug/L | 1.0 | 0.50 | 1 | | 11/17/11 11:45 | 1330-20-7 | |
| ***Surrogates*** | | | | | | | | | |
| 4-Bromofluorobenzene (S) | 103 | % | 70-114 | | 1 | | 11/17/11 11:45 | 460-00-4 | |
| Dibromofluoromethane (S) | 103 | % | 88-117 | | 1 | | 11/17/11 11:45 | 1868-53-7 | |
| 1,2-Dichloroethane-d4 (S) | 101 | % | 86-125 | | 1 | | 11/17/11 11:45 | 17060-07-0 | |
| Toluene-d8 (S) | 100 | % | 87-113 | | 1 | | 11/17/11 11:45 | 2037-26-5 | |

**Pace Analytical Services, Inc.**
8 East Tower Circle
Ormond Beach, FL 32174
(386)672-5668

# ANALYTICAL RESULTS

Project: Tomoka Semi-annual
Pace Project No.: 3543106

**Sample: FA-2C** **Lab ID: 3543106012** Collected: 11/14/11 14:27 Received: 11/14/11 16:50 Matrix: Water

| Parameters | Results | Units | PQL | MDL | DF | Prepared | Analyzed | CAS No. | Qual |
|---|---|---|---|---|---|---|---|---|---|
| **2540C Total Dissolved Solids** | Analytical Method: SM 2540C | | | | | | | | |
| Total Dissolved Solids | **415** | mg/L | 5.0 | 5.0 | 1 | | 11/16/11 09:07 | | |
| **300.0 IC Anions** | Analytical Method: EPA 300.0 | | | | | | | | |
| Nitrate as N | **0.025U** | mg/L | 0.050 | 0.025 | 1 | | 11/15/11 17:46 | 14797-55-8 | |
| **300.0 IC Anions 28 Days** | Analytical Method: EPA 300.0 | | | | | | | | |
| Chloride | **67.6** | mg/L | 5.0 | 2.5 | 1 | | 11/15/11 17:46 | 16887-00-6 | |
| Sulfate | **2.5U** | mg/L | 5.0 | 2.5 | 1 | | 11/15/11 17:46 | 14808-79-8 | |
| **350.1 Ammonia** | Analytical Method: EPA 350.1 | | | | | | | | |
| Nitrogen, Ammonia | **0.54** | mg/L | 0.050 | 0.020 | 1 | | 11/18/11 07:29 | 7664-41-7 | |

**Pace Analytical Services, Inc.**
8 East Tower Circle
Ormond Beach, FL 32174
(386)672-5668

# ANALYTICAL RESULTS

Project: Tomoka Semi-annual
Pace Project No.: 3543106

**Sample: B39** **Lab ID: 3543106013** Collected: 11/14/11 14:45 Received: 11/14/11 16:50 Matrix: Water

| Parameters | Results | Units | PQL | MDL | DF | Prepared | Analyzed | CAS No. | Qual |
|---|---|---|---|---|---|---|---|---|---|
| **Field Data** | Analytical Method: | | | | | | | | |
| Field pH | **4.61** | Std. Units | | | 1 | | 11/14/11 14:45 | | |
| Field Temperature | **23.27** | deg C | | | 1 | | 11/14/11 14:45 | | |
| Appearance | **Color: Brown, Sheen: None** | | | | 1 | | 11/14/11 14:45 | | |
| Field Specific Conductance | **164** | umhos/cm | | | 1 | | 11/14/11 14:45 | | |
| Oxygen, Dissolved | **0.89** | mg/L | | | 1 | | 11/14/11 14:45 | 7782-44-7 | |
| REDOX | **180.6** | mV | | | 1 | | 11/14/11 14:45 | | |
| Turbidity | **15.2** | NTU | | | 1 | | 11/14/11 14:45 | | |
| Depth to Water | **5.63** | feet | | | 1 | | 11/14/11 14:45 | | |
| Water Level(NGVD) | **23.43** | feet | | | 1 | | 11/14/11 14:45 | | |
| **8011 GCS EDB and DBCP** | Analytical Method: EPA 8011 | Preparation Method: EPA 8011 | | | | | | | |
| 1,2-Dibromo-3-chloropropane | **0.0050U** | ug/L | 0.020 | 0.0050 | 1 | 11/17/11 11:30 | 11/17/11 21:33 | 96-12-8 | |
| 1,2-Dibromoethane (EDB) | **0.0063U** | ug/L | 0.010 | 0.0063 | 1 | 11/17/11 11:30 | 11/17/11 21:33 | 106-93-4 | |
| **6010 MET ICP** | Analytical Method: EPA 6010 | Preparation Method: EPA 3010 | | | | | | | |
| Arsenic | **5.0U** | ug/L | 10.0 | 5.0 | 1 | 11/15/11 09:35 | 11/16/11 07:07 | 7440-38-2 | |
| Barium | **28.4** | ug/L | 10.0 | 5.0 | 1 | 11/15/11 09:35 | 11/16/11 07:07 | 7440-39-3 | |
| Beryllium | **0.50U** | ug/L | 1.0 | 0.50 | 1 | 11/15/11 09:35 | 11/16/11 07:07 | 7440-41-7 | |
| Cadmium | **0.50U** | ug/L | 1.0 | 0.50 | 1 | 11/15/11 09:35 | 11/16/11 07:07 | 7440-43-9 | |
| Chromium | **5.3** | ug/L | 5.0 | 2.5 | 1 | 11/15/11 09:35 | 11/16/11 07:07 | 7440-47-3 | |
| Cobalt | **5.0U** | ug/L | 10.0 | 5.0 | 1 | 11/15/11 09:35 | 11/16/11 07:07 | 7440-48-4 | |
| Copper | **2.5U** | ug/L | 5.0 | 2.5 | 1 | 11/15/11 09:35 | 11/16/11 07:07 | 7440-50-8 | |
| Iron | **5320** | ug/L | 40.0 | 20.0 | 1 | 11/15/11 09:35 | 11/16/11 07:07 | 7439-89-6 | |
| Lead | **5.0U** | ug/L | 10.0 | 5.0 | 1 | 11/15/11 09:35 | 11/16/11 07:07 | 7439-92-1 | |
| Nickel | **2.5U** | ug/L | 5.0 | 2.5 | 1 | 11/15/11 09:35 | 11/16/11 07:07 | 7440-02-0 | |
| Selenium | **7.5U** | ug/L | 15.0 | 7.5 | 1 | 11/15/11 09:35 | 11/16/11 07:07 | 7782-49-2 | |
| Silver | **2.5U** | ug/L | 5.0 | 2.5 | 1 | 11/15/11 09:35 | 11/16/11 07:07 | 7440-22-4 | |
| Sodium | **15.4** | mg/L | 1.0 | 0.50 | 1 | 11/15/11 09:35 | 11/16/11 07:07 | 7440-23-5 | |
| Vanadium | **17.0** | ug/L | 10.0 | 5.0 | 1 | 11/15/11 09:35 | 11/16/11 07:07 | 7440-62-2 | |
| Zinc | **10.0U** | ug/L | 20.0 | 10.0 | 1 | 11/15/11 09:35 | 11/16/11 07:07 | 7440-66-6 | |
| **6020 MET ICPMS** | Analytical Method: EPA 6020 | Preparation Method: EPA 3010 | | | | | | | |
| Antimony | **0.50U** | ug/L | 1.0 | 0.50 | 1 | 11/15/11 09:35 | 11/16/11 14:56 | 7440-36-0 | |
| Thallium | **0.50U** | ug/L | 1.0 | 0.50 | 1 | 11/15/11 09:35 | 11/16/11 14:56 | 7440-28-0 | |
| **7470 Mercury** | Analytical Method: EPA 7470 | Preparation Method: EPA 7470 | | | | | | | |
| Mercury | **0.10U** | ug/L | 0.20 | 0.10 | 1 | 11/15/11 03:30 | 11/15/11 13:51 | 7439-97-6 | |
| **8260 MSV** | Analytical Method: EPA 8260 | | | | | | | | |
| Acetone | **5.0U** | ug/L | 10.0 | 5.0 | 1 | | 11/17/11 18:06 | 67-64-1 | |
| Acrylonitrile | **5.0U** | ug/L | 10.0 | 5.0 | 1 | | 11/17/11 18:06 | 107-13-1 | |
| Benzene | **0.50U** | ug/L | 1.0 | 0.50 | 1 | | 11/17/11 18:06 | 71-43-2 | |
| Bromochloromethane | **0.50U** | ug/L | 1.0 | 0.50 | 1 | | 11/17/11 18:06 | 74-97-5 | |

**Pace Analytical Services, Inc.**
8 East Tower Circle
Ormond Beach, FL 32174
(386)672-5668

# ANALYTICAL RESULTS

Project: Tomoka Semi-annual
Pace Project No.: 3543106

**Sample: B39** **Lab ID: 3543106013** Collected: 11/14/11 14:45 Received: 11/14/11 16:50 Matrix: Water

| Parameters | Results | Units | PQL | MDL | DF | Prepared | Analyzed | CAS No. | Qual |
|---|---|---|---|---|---|---|---|---|---|
| **8260 MSV** | Analytical Method: EPA 8260 | | | | | | | | |
| Bromodichloromethane | **0.27U** | ug/L | 0.60 | 0.27 | 1 | | 11/17/11 18:06 | 75-27-4 | |
| Bromoform | **0.50U** | ug/L | 1.0 | 0.50 | 1 | | 11/17/11 18:06 | 75-25-2 | |
| Bromomethane | **0.50U** | ug/L | 1.0 | 0.50 | 1 | | 11/17/11 18:06 | 74-83-9 | |
| 2-Butanone (MEK) | **5.0U** | ug/L | 10.0 | 5.0 | 1 | | 11/17/11 18:06 | 78-93-3 | |
| Carbon disulfide | **5.0U** | ug/L | 10.0 | 5.0 | 1 | | 11/17/11 18:06 | 75-15-0 | |
| Carbon tetrachloride | **0.50U** | ug/L | 1.0 | 0.50 | 1 | | 11/17/11 18:06 | 56-23-5 | |
| Chlorobenzene | **0.50U** | ug/L | 1.0 | 0.50 | 1 | | 11/17/11 18:06 | 108-90-7 | |
| Chloroethane | **0.50U** | ug/L | 1.0 | 0.50 | 1 | | 11/17/11 18:06 | 75-00-3 | |
| Chloroform | **0.50U** | ug/L | 1.0 | 0.50 | 1 | | 11/17/11 18:06 | 67-66-3 | |
| Chloromethane | **0.62U** | ug/L | 1.0 | 0.62 | 1 | | 11/17/11 18:06 | 74-87-3 | |
| Dibromochloromethane | **0.26U** | ug/L | 0.50 | 0.26 | 1 | | 11/17/11 18:06 | 124-48-1 | |
| Dibromomethane | **0.50U** | ug/L | 1.0 | 0.50 | 1 | | 11/17/11 18:06 | 74-95-3 | |
| 1,2-Dichlorobenzene | **0.50U** | ug/L | 1.0 | 0.50 | 1 | | 11/17/11 18:06 | 95-50-1 | |
| 1,4-Dichlorobenzene | **0.50U** | ug/L | 1.0 | 0.50 | 1 | | 11/17/11 18:06 | 106-46-7 | |
| trans-1,4-Dichloro-2-butene | **5.0U** | ug/L | 10.0 | 5.0 | 1 | | 11/17/11 18:06 | 110-57-6 | |
| 1,1-Dichloroethane | **0.50U** | ug/L | 1.0 | 0.50 | 1 | | 11/17/11 18:06 | 75-34-3 | |
| 1,2-Dichloroethane | **0.50U** | ug/L | 1.0 | 0.50 | 1 | | 11/17/11 18:06 | 107-06-2 | |
| 1,1-Dichloroethene | **0.50U** | ug/L | 1.0 | 0.50 | 1 | | 11/17/11 18:06 | 75-35-4 | |
| cis-1,2-Dichloroethene | **0.50U** | ug/L | 1.0 | 0.50 | 1 | | 11/17/11 18:06 | 156-59-2 | |
| trans-1,2-Dichloroethene | **0.50U** | ug/L | 1.0 | 0.50 | 1 | | 11/17/11 18:06 | 156-60-5 | |
| 1,2-Dichloropropane | **0.50U** | ug/L | 1.0 | 0.50 | 1 | | 11/17/11 18:06 | 78-87-5 | |
| cis-1,3-Dichloropropene | **0.25U** | ug/L | 0.50 | 0.25 | 1 | | 11/17/11 18:06 | 10061-01-5 | |
| trans-1,3-Dichloropropene | **0.25U** | ug/L | 0.50 | 0.25 | 1 | | 11/17/11 18:06 | 10061-02-6 | |
| Ethylbenzene | **0.50U** | ug/L | 1.0 | 0.50 | 1 | | 11/17/11 18:06 | 100-41-4 | |
| 2-Hexanone | **5.0U** | ug/L | 10.0 | 5.0 | 1 | | 11/17/11 18:06 | 591-78-6 | |
| Iodomethane | **0.50U** | ug/L | 1.0 | 0.50 | 1 | | 11/17/11 18:06 | 74-88-4 | |
| Methylene Chloride | **2.5U** | ug/L | 5.0 | 2.5 | 1 | | 11/17/11 18:06 | 75-09-2 | |
| 4-Methyl-2-pentanone (MIBK) | **5.0U** | ug/L | 10.0 | 5.0 | 1 | | 11/17/11 18:06 | 108-10-1 | |
| Styrene | **0.50U** | ug/L | 1.0 | 0.50 | 1 | | 11/17/11 18:06 | 100-42-5 | |
| 1,1,1,2-Tetrachloroethane | **0.50U** | ug/L | 1.0 | 0.50 | 1 | | 11/17/11 18:06 | 630-20-6 | |
| 1,1,2,2-Tetrachloroethane | **0.12U** | ug/L | 0.50 | 0.12 | 1 | | 11/17/11 18:06 | 79-34-5 | |
| Tetrachloroethene | **0.50U** | ug/L | 1.0 | 0.50 | 1 | | 11/17/11 18:06 | 127-18-4 | |
| Toluene | **0.50U** | ug/L | 1.0 | 0.50 | 1 | | 11/17/11 18:06 | 108-88-3 | |
| 1,1,1-Trichloroethane | **0.50U** | ug/L | 1.0 | 0.50 | 1 | | 11/17/11 18:06 | 71-55-6 | |
| 1,1,2-Trichloroethane | **0.50U** | ug/L | 1.0 | 0.50 | 1 | | 11/17/11 18:06 | 79-00-5 | |
| Trichloroethene | **0.50U** | ug/L | 1.0 | 0.50 | 1 | | 11/17/11 18:06 | 79-01-6 | |
| Trichlorofluoromethane | **0.50U** | ug/L | 1.0 | 0.50 | 1 | | 11/17/11 18:06 | 75-69-4 | |
| 1,2,3-Trichloropropane | **0.36U** | ug/L | 0.50 | 0.36 | 1 | | 11/17/11 18:06 | 96-18-4 | |
| Vinyl acetate | **1.0U** | ug/L | 2.0 | 1.0 | 1 | | 11/17/11 18:06 | 108-05-4 | |
| Vinyl chloride | **0.50U** | ug/L | 1.0 | 0.50 | 1 | | 11/17/11 18:06 | 75-01-4 | |
| Xylene (Total) | **0.50U** | ug/L | 1.0 | 0.50 | 1 | | 11/17/11 18:06 | 1330-20-7 | |
| ***Surrogates*** | | | | | | | | | |
| 4-Bromofluorobenzene (S) | 106 | % | 70-114 | | 1 | | 11/17/11 18:06 | 460-00-4 | |
| Dibromofluoromethane (S) | 101 | % | 88-117 | | 1 | | 11/17/11 18:06 | 1868-53-7 | |
| 1,2-Dichloroethane-d4 (S) | 101 | % | 86-125 | | 1 | | 11/17/11 18:06 | 17060-07-0 | |
| Toluene-d8 (S) | 99 | % | 87-113 | | 1 | | 11/17/11 18:06 | 2037-26-5 | |

**Pace Analytical Services, Inc.**
8 East Tower Circle
Ormond Beach, FL 32174
(386)672-5668

# ANALYTICAL RESULTS

Project: Tomoka Semi-annual
Pace Project No.: 3543106

**Sample: B39** **Lab ID: 3543106013** Collected: 11/14/11 14:45 Received: 11/14/11 16:50 Matrix: Water

| Parameters | Results | Units | PQL | MDL | DF | Prepared | Analyzed | CAS No. | Qual |
|---|---|---|---|---|---|---|---|---|---|
| **2540C Total Dissolved Solids** | Analytical Method: SM 2540C | | | | | | | | |
| Total Dissolved Solids | **187** | mg/L | 5.0 | 5.0 | 1 | | 11/16/11 09:07 | | |
| **300.0 IC Anions** | Analytical Method: EPA 300.0 | | | | | | | | |
| Nitrate as N | **0.025U** | mg/L | 0.050 | 0.025 | 1 | | 11/15/11 17:58 | 14797-55-8 | |
| **300.0 IC Anions 28 Days** | Analytical Method: EPA 300.0 | | | | | | | | |
| Chloride | **28.7** | mg/L | 5.0 | 2.5 | 1 | | 11/15/11 17:58 | 16887-00-6 | |
| Sulfate | **3.8 I** | mg/L | 5.0 | 2.5 | 1 | | 11/15/11 17:58 | 14808-79-8 | |
| **350.1 Ammonia** | Analytical Method: EPA 350.1 | | | | | | | | |
| Nitrogen, Ammonia | **0.16** | mg/L | 0.050 | 0.020 | 1 | | 11/18/11 07:30 | 7664-41-7 | |

**Pace Analytical Services, Inc.**
8 East Tower Circle
Ormond Beach, FL 32174
(386)672-5668

# ANALYTICAL RESULTS

Project: Tomoka Semi-annual
Pace Project No.: 3543106

**Sample: MO5-B** **Lab ID: 3543106014** Collected: 11/14/11 15:43 Received: 11/14/11 16:50 Matrix: Water

| Parameters | Results | Units | PQL | MDL | DF | Prepared | Analyzed | CAS No. | Qual |
|---|---|---|---|---|---|---|---|---|---|
| **Field Data** | Analytical Method: | | | | | | | | |
| Field pH | **6.04** | Std. Units | | | 1 | | 11/14/11 15:43 | | |
| Field Temperature | **23.21** | deg C | | | 1 | | 11/14/11 15:43 | | |
| Appearance | **Color: Brown, Sheen: None** | | | | 1 | | 11/14/11 15:43 | | |
| Field Specific Conductance | **1584** | umhos/cm | | | 1 | | 11/14/11 15:43 | | |
| Oxygen, Dissolved | **0.19** | mg/L | | | 1 | | 11/14/11 15:43 | 7782-44-7 | |
| REDOX | **-12.8** | mV | | | 1 | | 11/14/11 15:43 | | |
| Turbidity | **1.20** | NTU | | | 1 | | 11/14/11 15:43 | | |
| Depth to Water | **10.29** | feet | | | 1 | | 11/14/11 15:43 | | |
| Water Level(NGVD) | **18.95** | feet | | | 1 | | 11/14/11 15:43 | | |
| **8011 GCS EDB and DBCP** | Analytical Method: EPA 8011 Preparation Method: EPA 8011 | | | | | | | | |
| 1,2-Dibromo-3-chloropropane | **0.0049U** | ug/L | 0.020 | 0.0049 | 1 | 11/17/11 11:30 | 11/17/11 22:03 | 96-12-8 | |
| 1,2-Dibromoethane (EDB) | **0.0062U** | ug/L | 0.010 | 0.0062 | 1 | 11/17/11 11:30 | 11/17/11 22:03 | 106-93-4 | |
| **6010 MET ICP** | Analytical Method: EPA 6010 Preparation Method: EPA 3010 | | | | | | | | |
| Arsenic | **5.0U** | ug/L | 10.0 | 5.0 | 1 | 11/15/11 09:35 | 11/16/11 07:11 | 7440-38-2 | |
| Barium | **217** | ug/L | 10.0 | 5.0 | 1 | 11/15/11 09:35 | 11/16/11 07:11 | 7440-39-3 | |
| Beryllium | **0.50U** | ug/L | 1.0 | 0.50 | 1 | 11/15/11 09:35 | 11/16/11 07:11 | 7440-41-7 | |
| Cadmium | **0.50U** | ug/L | 1.0 | 0.50 | 1 | 11/15/11 09:35 | 11/16/11 07:11 | 7440-43-9 | |
| Chromium | **3.7 I** | ug/L | 5.0 | 2.5 | 1 | 11/15/11 09:35 | 11/16/11 07:11 | 7440-47-3 | |
| Cobalt | **5.0U** | ug/L | 10.0 | 5.0 | 1 | 11/15/11 09:35 | 11/16/11 07:11 | 7440-48-4 | |
| Copper | **2.5U** | ug/L | 5.0 | 2.5 | 1 | 11/15/11 09:35 | 11/16/11 07:11 | 7440-50-8 | |
| Iron | **13200** | ug/L | 40.0 | 20.0 | 1 | 11/15/11 09:35 | 11/16/11 07:11 | 7439-89-6 | |
| Lead | **5.0U** | ug/L | 10.0 | 5.0 | 1 | 11/15/11 09:35 | 11/16/11 07:11 | 7439-92-1 | |
| Nickel | **2.5U** | ug/L | 5.0 | 2.5 | 1 | 11/15/11 09:35 | 11/16/11 07:11 | 7440-02-0 | |
| Selenium | **7.5U** | ug/L | 15.0 | 7.5 | 1 | 11/15/11 09:35 | 11/16/11 07:11 | 7782-49-2 | |
| Silver | **2.5U** | ug/L | 5.0 | 2.5 | 1 | 11/15/11 09:35 | 11/16/11 07:11 | 7440-22-4 | |
| Sodium | **154** | mg/L | 1.0 | 0.50 | 1 | 11/15/11 09:35 | 11/16/11 07:11 | 7440-23-5 | |
| Vanadium | **5.0U** | ug/L | 10.0 | 5.0 | 1 | 11/15/11 09:35 | 11/16/11 07:11 | 7440-62-2 | |
| Zinc | **10.0U** | ug/L | 20.0 | 10.0 | 1 | 11/15/11 09:35 | 11/16/11 07:11 | 7440-66-6 | |
| **6020 MET ICPMS** | Analytical Method: EPA 6020 Preparation Method: EPA 3010 | | | | | | | | |
| Antimony | **0.50U** | ug/L | 1.0 | 0.50 | 1 | 11/15/11 09:35 | 11/16/11 14:59 | 7440-36-0 | |
| Thallium | **0.50U** | ug/L | 1.0 | 0.50 | 1 | 11/15/11 09:35 | 11/16/11 14:59 | 7440-28-0 | |
| **7470 Mercury** | Analytical Method: EPA 7470 Preparation Method: EPA 7470 | | | | | | | | |
| Mercury | **0.10U** | ug/L | 0.20 | 0.10 | 1 | 11/15/11 03:30 | 11/15/11 13:54 | 7439-97-6 | |
| **8260 MSV** | Analytical Method: EPA 8260 | | | | | | | | |
| Acetone | **5.0U** | ug/L | 10.0 | 5.0 | 1 | | 11/17/11 16:28 | 67-64-1 | |
| Acrylonitrile | **5.0U** | ug/L | 10.0 | 5.0 | 1 | | 11/17/11 16:28 | 107-13-1 | |
| Benzene | **0.50U** | ug/L | 1.0 | 0.50 | 1 | | 11/17/11 16:28 | 71-43-2 | |
| Bromochloromethane | **0.50U** | ug/L | 1.0 | 0.50 | 1 | | 11/17/11 16:28 | 74-97-5 | |

**Pace Analytical Services, Inc.**
8 East Tower Circle
Ormond Beach, FL 32174
(386)672-5668

# ANALYTICAL RESULTS

Project: Tomoka Semi-annual
Pace Project No.: 3543106

**Sample: MO5-B** **Lab ID: 3543106014** Collected: 11/14/11 15:43 Received: 11/14/11 16:50 Matrix: Water

| Parameters | Results | Units | PQL | MDL | DF | Prepared | Analyzed | CAS No. | Qual |
|---|---|---|---|---|---|---|---|---|---|
| **8260 MSV** | Analytical Method: EPA 8260 | | | | | | | | |
| Bromodichloromethane | **0.27U** | ug/L | 0.60 | 0.27 | 1 | | 11/17/11 16:28 | 75-27-4 | |
| Bromoform | **0.50U** | ug/L | 1.0 | 0.50 | 1 | | 11/17/11 16:28 | 75-25-2 | |
| Bromomethane | **0.50U** | ug/L | 1.0 | 0.50 | 1 | | 11/17/11 16:28 | 74-83-9 | |
| 2-Butanone (MEK) | **5.0U** | ug/L | 10.0 | 5.0 | 1 | | 11/17/11 16:28 | 78-93-3 | |
| Carbon disulfide | **5.0U** | ug/L | 10.0 | 5.0 | 1 | | 11/17/11 16:28 | 75-15-0 | |
| Carbon tetrachloride | **0.50U** | ug/L | 1.0 | 0.50 | 1 | | 11/17/11 16:28 | 56-23-5 | |
| Chlorobenzene | **0.50U** | ug/L | 1.0 | 0.50 | 1 | | 11/17/11 16:28 | 108-90-7 | |
| Chloroethane | **0.50U** | ug/L | 1.0 | 0.50 | 1 | | 11/17/11 16:28 | 75-00-3 | |
| Chloroform | **0.50U** | ug/L | 1.0 | 0.50 | 1 | | 11/17/11 16:28 | 67-66-3 | |
| Chloromethane | **0.62U** | ug/L | 1.0 | 0.62 | 1 | | 11/17/11 16:28 | 74-87-3 | |
| Dibromochloromethane | **0.26U** | ug/L | 0.50 | 0.26 | 1 | | 11/17/11 16:28 | 124-48-1 | |
| Dibromomethane | **0.50U** | ug/L | 1.0 | 0.50 | 1 | | 11/17/11 16:28 | 74-95-3 | |
| 1,2-Dichlorobenzene | **0.50U** | ug/L | 1.0 | 0.50 | 1 | | 11/17/11 16:28 | 95-50-1 | |
| 1,4-Dichlorobenzene | **0.50U** | ug/L | 1.0 | 0.50 | 1 | | 11/17/11 16:28 | 106-46-7 | |
| trans-1,4-Dichloro-2-butene | **5.0U** | ug/L | 10.0 | 5.0 | 1 | | 11/17/11 16:28 | 110-57-6 | |
| 1,1-Dichloroethane | **0.50U** | ug/L | 1.0 | 0.50 | 1 | | 11/17/11 16:28 | 75-34-3 | |
| 1,2-Dichloroethane | **0.50U** | ug/L | 1.0 | 0.50 | 1 | | 11/17/11 16:28 | 107-06-2 | |
| 1,1-Dichloroethene | **0.50U** | ug/L | 1.0 | 0.50 | 1 | | 11/17/11 16:28 | 75-35-4 | |
| cis-1,2-Dichloroethene | **0.50U** | ug/L | 1.0 | 0.50 | 1 | | 11/17/11 16:28 | 156-59-2 | |
| trans-1,2-Dichloroethene | **0.50U** | ug/L | 1.0 | 0.50 | 1 | | 11/17/11 16:28 | 156-60-5 | |
| 1,2-Dichloropropane | **0.50U** | ug/L | 1.0 | 0.50 | 1 | | 11/17/11 16:28 | 78-87-5 | |
| cis-1,3-Dichloropropene | **0.25U** | ug/L | 0.50 | 0.25 | 1 | | 11/17/11 16:28 | 10061-01-5 | |
| trans-1,3-Dichloropropene | **0.25U** | ug/L | 0.50 | 0.25 | 1 | | 11/17/11 16:28 | 10061-02-6 | |
| Ethylbenzene | **0.50U** | ug/L | 1.0 | 0.50 | 1 | | 11/17/11 16:28 | 100-41-4 | |
| 2-Hexanone | **5.0U** | ug/L | 10.0 | 5.0 | 1 | | 11/17/11 16:28 | 591-78-6 | |
| Iodomethane | **0.50U** | ug/L | 1.0 | 0.50 | 1 | | 11/17/11 16:28 | 74-88-4 | |
| Methylene Chloride | **2.5U** | ug/L | 5.0 | 2.5 | 1 | | 11/17/11 16:28 | 75-09-2 | |
| 4-Methyl-2-pentanone (MIBK) | **5.0U** | ug/L | 10.0 | 5.0 | 1 | | 11/17/11 16:28 | 108-10-1 | |
| Styrene | **0.50U** | ug/L | 1.0 | 0.50 | 1 | | 11/17/11 16:28 | 100-42-5 | |
| 1,1,1,2-Tetrachloroethane | **0.50U** | ug/L | 1.0 | 0.50 | 1 | | 11/17/11 16:28 | 630-20-6 | |
| 1,1,2,2-Tetrachloroethane | **0.12U** | ug/L | 0.50 | 0.12 | 1 | | 11/17/11 16:28 | 79-34-5 | |
| Tetrachloroethene | **0.50U** | ug/L | 1.0 | 0.50 | 1 | | 11/17/11 16:28 | 127-18-4 | |
| Toluene | **0.50U** | ug/L | 1.0 | 0.50 | 1 | | 11/17/11 16:28 | 108-88-3 | |
| 1,1,1-Trichloroethane | **0.50U** | ug/L | 1.0 | 0.50 | 1 | | 11/17/11 16:28 | 71-55-6 | |
| 1,1,2-Trichloroethane | **0.50U** | ug/L | 1.0 | 0.50 | 1 | | 11/17/11 16:28 | 79-00-5 | |
| Trichloroethene | **0.50U** | ug/L | 1.0 | 0.50 | 1 | | 11/17/11 16:28 | 79-01-6 | |
| Trichlorofluoromethane | **0.50U** | ug/L | 1.0 | 0.50 | 1 | | 11/17/11 16:28 | 75-69-4 | |
| 1,2,3-Trichloropropane | **0.36U** | ug/L | 0.50 | 0.36 | 1 | | 11/17/11 16:28 | 96-18-4 | |
| Vinyl acetate | **1.0U** | ug/L | 2.0 | 1.0 | 1 | | 11/17/11 16:28 | 108-05-4 | |
| Vinyl chloride | **0.50U** | ug/L | 1.0 | 0.50 | 1 | | 11/17/11 16:28 | 75-01-4 | |
| Xylene (Total) | **0.50U** | ug/L | 1.0 | 0.50 | 1 | | 11/17/11 16:28 | 1330-20-7 | |
| ***Surrogates*** | | | | | | | | | |
| 4-Bromofluorobenzene (S) | 103 | % | 70-114 | | 1 | | 11/17/11 16:28 | 460-00-4 | |
| Dibromofluoromethane (S) | 104 | % | 88-117 | | 1 | | 11/17/11 16:28 | 1868-53-7 | |
| 1,2-Dichloroethane-d4 (S) | 102 | % | 86-125 | | 1 | | 11/17/11 16:28 | 17060-07-0 | |
| Toluene-d8 (S) | 101 | % | 87-113 | | 1 | | 11/17/11 16:28 | 2037-26-5 | |

**Pace Analytical Services, Inc.**
8 East Tower Circle
Ormond Beach, FL 32174
(386)672-5668

# ANALYTICAL RESULTS

Project: Tomoka Semi-annual
Pace Project No.: 3543106

**Sample: MO5-B** **Lab ID: 3543106014** Collected: 11/14/11 15:43 Received: 11/14/11 16:50 Matrix: Water

| Parameters | Results | Units | PQL | MDL | DF | Prepared | Analyzed | CAS No. | Qual |
|---|---|---|---|---|---|---|---|---|---|
| **2540C Total Dissolved Solids** | Analytical Method: SM 2540C | | | | | | | | |
| Total Dissolved Solids | **976** | mg/L | 10.0 | 10.0 | 1 | | 11/16/11 09:07 | | |
| **300.0 IC Anions** | Analytical Method: EPA 300.0 | | | | | | | | |
| Nitrate as N | **0.050U** | mg/L | 0.10 | 0.050 | 2 | | 11/15/11 18:11 | 14797-55-8 | |
| **300.0 IC Anions 28 Days** | Analytical Method: EPA 300.0 | | | | | | | | |
| Chloride | **230** | mg/L | 25.0 | 12.5 | 5 | | 11/22/11 02:58 | 16887-00-6 | |
| Sulfate | **32.5** | mg/L | 10.0 | 5.0 | 2 | | 11/15/11 18:11 | 14808-79-8 | |
| **350.1 Ammonia** | Analytical Method: EPA 350.1 | | | | | | | | |
| Nitrogen, Ammonia | **1.5** | mg/L | 0.050 | 0.020 | 1 | | 11/18/11 07:33 | 7664-41-7 | |

**Pace Analytical Services, Inc.**
8 East Tower Circle
Ormond Beach, FL 32174
(386)672-5668

# ANALYTICAL RESULTS

Project: Tomoka Semi-annual
Pace Project No.: 3543106

**Sample: Trip Blank (11/14/11)** **Lab ID: 3543106015** Collected: 11/14/11 08:00 Received: 11/14/11 16:50 Matrix: Water

| Parameters | Results | Units | PQL | MDL | DF | Prepared | Analyzed | CAS No. | Qual |
|---|---|---|---|---|---|---|---|---|---|
| **8260 MSV** | Analytical Method: EPA 8260 | | | | | | | | |
| Acetone | **5.0U** | ug/L | 10.0 | 5.0 | 1 | | 11/17/11 10:32 | 67-64-1 | |
| Acrylonitrile | **5.0U** | ug/L | 10.0 | 5.0 | 1 | | 11/17/11 10:32 | 107-13-1 | |
| Benzene | **0.50U** | ug/L | 1.0 | 0.50 | 1 | | 11/17/11 10:32 | 71-43-2 | |
| Bromochloromethane | **0.50U** | ug/L | 1.0 | 0.50 | 1 | | 11/17/11 10:32 | 74-97-5 | |
| Bromodichloromethane | **0.27U** | ug/L | 0.60 | 0.27 | 1 | | 11/17/11 10:32 | 75-27-4 | |
| Bromoform | **0.50U** | ug/L | 1.0 | 0.50 | 1 | | 11/17/11 10:32 | 75-25-2 | |
| Bromomethane | **0.50U** | ug/L | 1.0 | 0.50 | 1 | | 11/17/11 10:32 | 74-83-9 | |
| 2-Butanone (MEK) | **5.0U** | ug/L | 10.0 | 5.0 | 1 | | 11/17/11 10:32 | 78-93-3 | |
| Carbon disulfide | **5.0U** | ug/L | 10.0 | 5.0 | 1 | | 11/17/11 10:32 | 75-15-0 | |
| Carbon tetrachloride | **0.50U** | ug/L | 1.0 | 0.50 | 1 | | 11/17/11 10:32 | 56-23-5 | |
| Chlorobenzene | **0.50U** | ug/L | 1.0 | 0.50 | 1 | | 11/17/11 10:32 | 108-90-7 | |
| Chloroethane | **0.50U** | ug/L | 1.0 | 0.50 | 1 | | 11/17/11 10:32 | 75-00-3 | |
| Chloroform | **0.50U** | ug/L | 1.0 | 0.50 | 1 | | 11/17/11 10:32 | 67-66-3 | |
| Chloromethane | **0.62U** | ug/L | 1.0 | 0.62 | 1 | | 11/17/11 10:32 | 74-87-3 | |
| 1,2-Dibromo-3-chloropropane | **1.0U** | ug/L | 2.0 | 1.0 | 1 | | 11/17/11 10:32 | 96-12-8 | |
| Dibromochloromethane | **0.26U** | ug/L | 0.50 | 0.26 | 1 | | 11/17/11 10:32 | 124-48-1 | |
| 1,2-Dibromoethane (EDB) | **0.50U** | ug/L | 1.0 | 0.50 | 1 | | 11/17/11 10:32 | 106-93-4 | |
| Dibromomethane | **0.50U** | ug/L | 1.0 | 0.50 | 1 | | 11/17/11 10:32 | 74-95-3 | |
| 1,2-Dichlorobenzene | **0.50U** | ug/L | 1.0 | 0.50 | 1 | | 11/17/11 10:32 | 95-50-1 | |
| 1,4-Dichlorobenzene | **0.50U** | ug/L | 1.0 | 0.50 | 1 | | 11/17/11 10:32 | 106-46-7 | |
| trans-1,4-Dichloro-2-butene | **5.0U** | ug/L | 10.0 | 5.0 | 1 | | 11/17/11 10:32 | 110-57-6 | |
| 1,1-Dichloroethane | **0.50U** | ug/L | 1.0 | 0.50 | 1 | | 11/17/11 10:32 | 75-34-3 | |
| 1,2-Dichloroethane | **0.50U** | ug/L | 1.0 | 0.50 | 1 | | 11/17/11 10:32 | 107-06-2 | |
| 1,1-Dichloroethene | **0.50U** | ug/L | 1.0 | 0.50 | 1 | | 11/17/11 10:32 | 75-35-4 | |
| cis-1,2-Dichloroethene | **0.50U** | ug/L | 1.0 | 0.50 | 1 | | 11/17/11 10:32 | 156-59-2 | |
| trans-1,2-Dichloroethene | **0.50U** | ug/L | 1.0 | 0.50 | 1 | | 11/17/11 10:32 | 156-60-5 | |
| 1,2-Dichloropropane | **0.50U** | ug/L | 1.0 | 0.50 | 1 | | 11/17/11 10:32 | 78-87-5 | |
| cis-1,3-Dichloropropene | **0.25U** | ug/L | 0.50 | 0.25 | 1 | | 11/17/11 10:32 | 10061-01-5 | |
| trans-1,3-Dichloropropene | **0.25U** | ug/L | 0.50 | 0.25 | 1 | | 11/17/11 10:32 | 10061-02-6 | |
| Ethylbenzene | **0.50U** | ug/L | 1.0 | 0.50 | 1 | | 11/17/11 10:32 | 100-41-4 | |
| 2-Hexanone | **5.0U** | ug/L | 10.0 | 5.0 | 1 | | 11/17/11 10:32 | 591-78-6 | |
| Iodomethane | **0.50U** | ug/L | 1.0 | 0.50 | 1 | | 11/17/11 10:32 | 74-88-4 | |
| Methylene Chloride | **2.5U** | ug/L | 5.0 | 2.5 | 1 | | 11/17/11 10:32 | 75-09-2 | |
| 4-Methyl-2-pentanone (MIBK) | **5.0U** | ug/L | 10.0 | 5.0 | 1 | | 11/17/11 10:32 | 108-10-1 | |
| Styrene | **0.50U** | ug/L | 1.0 | 0.50 | 1 | | 11/17/11 10:32 | 100-42-5 | |
| 1,1,1,2-Tetrachloroethane | **0.50U** | ug/L | 1.0 | 0.50 | 1 | | 11/17/11 10:32 | 630-20-6 | |
| 1,1,2,2-Tetrachloroethane | **0.12U** | ug/L | 0.50 | 0.12 | 1 | | 11/17/11 10:32 | 79-34-5 | |
| Tetrachloroethene | **0.50U** | ug/L | 1.0 | 0.50 | 1 | | 11/17/11 10:32 | 127-18-4 | |
| Toluene | **0.50U** | ug/L | 1.0 | 0.50 | 1 | | 11/17/11 10:32 | 108-88-3 | |
| 1,1,1-Trichloroethane | **0.50U** | ug/L | 1.0 | 0.50 | 1 | | 11/17/11 10:32 | 71-55-6 | |
| 1,1,2-Trichloroethane | **0.50U** | ug/L | 1.0 | 0.50 | 1 | | 11/17/11 10:32 | 79-00-5 | |
| Trichloroethene | **0.50U** | ug/L | 1.0 | 0.50 | 1 | | 11/17/11 10:32 | 79-01-6 | |
| Trichlorofluoromethane | **0.50U** | ug/L | 1.0 | 0.50 | 1 | | 11/17/11 10:32 | 75-69-4 | |
| 1,2,3-Trichloropropane | **0.36U** | ug/L | 0.50 | 0.36 | 1 | | 11/17/11 10:32 | 96-18-4 | |
| Vinyl acetate | **1.0U** | ug/L | 2.0 | 1.0 | 1 | | 11/17/11 10:32 | 108-05-4 | |
| Vinyl chloride | **0.50U** | ug/L | 1.0 | 0.50 | 1 | | 11/17/11 10:32 | 75-01-4 | |

**Pace Analytical Services, Inc.**
8 East Tower Circle
Ormond Beach, FL 32174
(386)672-5668

# ANALYTICAL RESULTS

Project: Tomoka Semi-annual
Pace Project No.: 3543106

**Sample: Trip Blank (11/14/11)** **Lab ID: 3543106015** Collected: 11/14/11 08:00 Received: 11/14/11 16:50 Matrix: Water

| Parameters | Results | Units | PQL | MDL | DF | Prepared | Analyzed | CAS No. | Qual |
|---|---|---|---|---|---|---|---|---|---|
| **8260 MSV** | Analytical Method: EPA 8260 | | | | | | | | |
| Xylene (Total) | **0.50U** | ug/L | 1.0 | 0.50 | 1 | | 11/17/11 10:32 | 1330-20-7 | |
| ***Surrogates*** | | | | | | | | | |
| 4-Bromofluorobenzene (S) | 105 | % | 70-114 | | 1 | | 11/17/11 10:32 | 460-00-4 | |
| Dibromofluoromethane (S) | 105 | % | 88-117 | | 1 | | 11/17/11 10:32 | 1868-53-7 | |
| 1,2-Dichloroethane-d4 (S) | 101 | % | 86-125 | | 1 | | 11/17/11 10:32 | 17060-07-0 | |
| Toluene-d8 (S) | 102 | % | 87-113 | | 1 | | 11/17/11 10:32 | 2037-26-5 | |

**Pace Analytical Services, Inc.**
8 East Tower Circle
Ormond Beach, FL 32174
(386)672-5668

# QUALITY CONTROL DATA

Project: Tomoka Semi-annual
Pace Project No.: 3543106

QC Batch: MERP/2260 Analysis Method: EPA 7470
QC Batch Method: EPA 7470 Analysis Description: 7470 Mercury
Associated Lab Samples: 3543106001, 3543106002, 3543106003, 3543106004, 3543106005, 3543106006, 3543106007, 3543106008, 3543106009, 3543106010, 3543106011, 3543106012, 3543106013, 3543106014

METHOD BLANK: 290873 Matrix: Water
Associated Lab Samples: 3543106001, 3543106002, 3543106003, 3543106004, 3543106005, 3543106006, 3543106007, 3543106008, 3543106009, 3543106010, 3543106011, 3543106012, 3543106013, 3543106014

| Parameter | Units | Blank Result | Reporting Limit | Analyzed | Qualifiers |
|---|---|---|---|---|---|
| Mercury | ug/L | 0.14 I | 0.20 | 11/15/11 12:47 | |

LABORATORY CONTROL SAMPLE: 290874

| Parameter | Units | Spike Conc. | LCS Result | LCS % Rec | % Rec Limits | Qualifiers |
|---|---|---|---|---|---|---|
| Mercury | ug/L | 2 | 1.9 | 96 | 80-120 | |

MATRIX SPIKE & MATRIX SPIKE DUPLICATE: 290894 290895

| Parameter | Units | 3543106003 Result | MS Spike Conc. | MSD Spike Conc. | MS Result | MSD Result | MS % Rec | MSD % Rec | % Rec Limits | RPD | Max RPD | Qual |
|---|---|---|---|---|---|---|---|---|---|---|---|---|
| Mercury | ug/L | 0.10U | 2 | 2 | 1.7 | 1.7 | 84 | 84 | 80-120 | .4 | 20 | |

**Pace Analytical Services, Inc.**
8 East Tower Circle
Ormond Beach, FL 32174
(386)672-5668

# QUALITY CONTROL DATA

Project: Tomoka Semi-annual
Pace Project No.: 3543106

QC Batch: MPRP/6445 Analysis Method: EPA 6010
QC Batch Method: EPA 3010 Analysis Description: 6010 MET
Associated Lab Samples: 3543106001, 3543106002, 3543106003, 3543106004, 3543106005, 3543106006, 3543106007, 3543106008, 3543106009, 3543106010, 3543106011, 3543106012, 3543106013, 3543106014

METHOD BLANK: 291032 Matrix: Water
Associated Lab Samples: 3543106001, 3543106002, 3543106003, 3543106004, 3543106005, 3543106006, 3543106007, 3543106008, 3543106009, 3543106010, 3543106011, 3543106012, 3543106013, 3543106014

| Parameter | Units | Blank Result | Reporting Limit | Analyzed | Qualifiers |
|---|---|---|---|---|---|
| Arsenic | ug/L | 5.0U | 10.0 | 11/16/11 04:13 | |
| Barium | ug/L | 5.0U | 10.0 | 11/16/11 04:13 | |
| Beryllium | ug/L | 0.50U | 1.0 | 11/16/11 04:13 | |
| Cadmium | ug/L | 0.50U | 1.0 | 11/16/11 04:13 | |
| Chromium | ug/L | 2.5U | 5.0 | 11/16/11 04:13 | |
| Cobalt | ug/L | 5.0U | 10.0 | 11/16/11 04:13 | |
| Copper | ug/L | 2.5U | 5.0 | 11/16/11 04:13 | |
| Iron | ug/L | 20.0U | 40.0 | 11/16/11 04:13 | |
| Lead | ug/L | 5.0U | 10.0 | 11/16/11 04:13 | |
| Nickel | ug/L | 2.5U | 5.0 | 11/16/11 04:13 | |
| Selenium | ug/L | 7.5U | 15.0 | 11/16/11 04:13 | |
| Silver | ug/L | 2.5U | 5.0 | 11/16/11 04:13 | |
| Sodium | mg/L | 0.50U | 1.0 | 11/16/11 04:13 | |
| Vanadium | ug/L | 5.0U | 10.0 | 11/16/11 04:13 | |
| Zinc | ug/L | 10.0U | 20.0 | 11/16/11 04:13 | |

LABORATORY CONTROL SAMPLE: 291033

| Parameter | Units | Spike Conc. | LCS Result | LCS % Rec | % Rec Limits | Qualifiers |
|---|---|---|---|---|---|---|
| Arsenic | ug/L | 250 | 246 | 98 | 80-120 | |
| Barium | ug/L | 250 | 253 | 101 | 80-120 | |
| Beryllium | ug/L | 25 | 25.4 | 102 | 80-120 | |
| Cadmium | ug/L | 25 | 25.6 | 103 | 80-120 | |
| Chromium | ug/L | 250 | 252 | 101 | 80-120 | |
| Cobalt | ug/L | 250 | 261 | 104 | 80-120 | |
| Copper | ug/L | 250 | 255 | 102 | 80-120 | |
| Iron | ug/L | 2500 | 2560 | 102 | 80-120 | |
| Lead | ug/L | 250 | 243 | 97 | 80-120 | |
| Nickel | ug/L | 250 | 263 | 105 | 80-120 | |
| Selenium | ug/L | 250 | 258 | 103 | 80-120 | |
| Silver | ug/L | 25 | 25.4 | 102 | 80-120 | |
| Sodium | mg/L | 12.5 | 13.1 | 105 | 80-120 | |
| Vanadium | ug/L | 250 | 250 | 100 | 80-120 | |
| Zinc | ug/L | 1250 | 1270 | 102 | 80-120 | |

**Pace Analytical Services, Inc.**
8 East Tower Circle
Ormond Beach, FL 32174
(386)672-5668

# QUALITY CONTROL DATA

Project: Tomoka Semi-annual
Pace Project No.: 3543106

MATRIX SPIKE & MATRIX SPIKE DUPLICATE: 291034 291035

| Parameter | Units | 3543106004 Result | MS Spike Conc. | MSD Spike Conc. | MS Result | MSD Result | MS % Rec | MSD % Rec | % Rec Limits | RPD | Max RPD | Qual |
|---|---|---|---|---|---|---|---|---|---|---|---|---|
| Arsenic | ug/L | 6.6 I | 250 | 250 | 255 | 254 | 99 | 99 | 75-125 | .3 | 20 | |
| Barium | ug/L | 24.4 | 250 | 250 | 275 | 266 | 100 | 97 | 75-125 | 4 | 20 | |
| Beryllium | ug/L | 0.50U | 25 | 25 | 25.9 | 25.5 | 103 | 102 | 75-125 | 1 | 20 | |
| Cadmium | ug/L | 0.50U | 25 | 25 | 25.2 | 24.8 | 101 | 99 | 75-125 | 1 | 20 | |
| Chromium | ug/L | 2.5U | 250 | 250 | 249 | 246 | 99 | 98 | 75-125 | 1 | 20 | |
| Cobalt | ug/L | 5.0U | 250 | 250 | 261 | 257 | 104 | 103 | 75-125 | 1 | 20 | |
| Copper | ug/L | 2.5U | 250 | 250 | 258 | 255 | 103 | 102 | 75-125 | 1 | 20 | |
| Iron | ug/L | 8140 | 2500 | 2500 | 10500 | 10500 | 96 | 96 | 75-125 | .09 | 20 | |
| Lead | ug/L | 5.0U | 250 | 250 | 249 | 245 | 99 | 98 | 75-125 | 2 | 20 | |
| Nickel | ug/L | 2.5U | 250 | 250 | 262 | 258 | 104 | 103 | 75-125 | 1 | 20 | |
| Selenium | ug/L | 7.5U | 250 | 250 | 259 | 255 | 104 | 102 | 75-125 | 1 | 20 | |
| Silver | ug/L | 2.5U | 25 | 25 | 24.5 | 24.8 | 98 | 99 | 75-125 | 1 | 20 | |
| Sodium | mg/L | 15.2 | 12.5 | 12.5 | 28.3 | 28.0 | 105 | 102 | 75-125 | 1 | 20 | |
| Vanadium | ug/L | 5.0U | 250 | 250 | 253 | 250 | 100 | 99 | 75-125 | 1 | 20 | |
| Zinc | ug/L | 10.0U | 1250 | 1250 | 1270 | 1260 | 102 | 101 | 75-125 | .9 | 20 | |

**Pace Analytical Services, Inc.**
8 East Tower Circle
Ormond Beach, FL 32174
(386)672-5668

# QUALITY CONTROL DATA

Project: Tomoka Semi-annual
Pace Project No.: 3543106

QC Batch: MPRP/6446 Analysis Method: EPA 6020
QC Batch Method: EPA 3010 Analysis Description: 6020 MET
Associated Lab Samples: 3543106001, 3543106002, 3543106003, 3543106004, 3543106005, 3543106006, 3543106007, 3543106008, 3543106009, 3543106010, 3543106011, 3543106012, 3543106013, 3543106014

METHOD BLANK: 291036 Matrix: Water
Associated Lab Samples: 3543106001, 3543106002, 3543106003, 3543106004, 3543106005, 3543106006, 3543106007, 3543106008, 3543106009, 3543106010, 3543106011, 3543106012, 3543106013, 3543106014

| Parameter | Units | Blank Result | Reporting Limit | Analyzed | Qualifiers |
|---|---|---|---|---|---|
| Antimony | ug/L | 0.50U | 1.0 | 11/16/11 13:48 | |
| Thallium | ug/L | 0.50U | 1.0 | 11/16/11 13:48 | |

LABORATORY CONTROL SAMPLE: 291037

| Parameter | Units | Spike Conc. | LCS Result | LCS % Rec | % Rec Limits | Qualifiers |
|---|---|---|---|---|---|---|
| Antimony | ug/L | 50 | 48.9 | 98 | 90-110 | |
| Thallium | ug/L | 50 | 48.8 | 98 | 90-110 | |

MATRIX SPIKE & MATRIX SPIKE DUPLICATE: 291038 291039

| Parameter | Units | 3543106002 Result | MS Spike Conc. | MSD Spike Conc. | MS Result | MSD Result | MS % Rec | MSD % Rec | % Rec Limits | RPD | Max RPD | Qual |
|---|---|---|---|---|---|---|---|---|---|---|---|---|
| Antimony | ug/L | 0.50U | 50 | 50 | 46.5 | 47.2 | 92 | 94 | 70-130 | 1 | 20 | |
| Thallium | ug/L | 0.50U | 50 | 50 | 53.4 | 54.2 | 107 | 108 | 70-130 | 2 | 20 | |

**Pace Analytical Services, Inc.**
8 East Tower Circle
Ormond Beach, FL 32174
(386)672-5668

# QUALITY CONTROL DATA

Project: Tomoka Semi-annual
Pace Project No.: 3543106

QC Batch: MSV/4147 Analysis Method: EPA 8260
QC Batch Method: EPA 8260 Analysis Description: 8260 MSV
Associated Lab Samples: 3543106001, 3543106002, 3543106003, 3543106004, 3543106005, 3543106006, 3543106008, 3543106009, 3543106010, 3543106011, 3543106012, 3543106013, 3543106014, 3543106015

METHOD BLANK: 292926 Matrix: Water
Associated Lab Samples: 3543106001, 3543106002, 3543106003, 3543106004, 3543106005, 3543106006, 3543106008, 3543106009, 3543106010, 3543106011, 3543106012, 3543106013, 3543106014, 3543106015

| Parameter | Units | Blank Result | Reporting Limit | Analyzed | Qualifiers |
|---|---|---|---|---|---|
| 1,1,1,2-Tetrachloroethane | ug/L | 0.50U | 1.0 | 11/17/11 09:43 | |
| 1,1,1-Trichloroethane | ug/L | 0.50U | 1.0 | 11/17/11 09:43 | |
| 1,1,2,2-Tetrachloroethane | ug/L | 0.12U | 0.50 | 11/17/11 09:43 | |
| 1,1,2-Trichloroethane | ug/L | 0.50U | 1.0 | 11/17/11 09:43 | |
| 1,1-Dichloroethane | ug/L | 0.50U | 1.0 | 11/17/11 09:43 | |
| 1,1-Dichloroethene | ug/L | 0.50U | 1.0 | 11/17/11 09:43 | |
| 1,2,3-Trichloropropane | ug/L | 0.36U | 0.50 | 11/17/11 09:43 | |
| 1,2-Dibromo-3-chloropropane | ug/L | 1.0U | 2.0 | 11/17/11 09:43 | |
| 1,2-Dibromoethane (EDB) | ug/L | 0.50U | 1.0 | 11/17/11 09:43 | |
| 1,2-Dichlorobenzene | ug/L | 0.50U | 1.0 | 11/17/11 09:43 | |
| 1,2-Dichloroethane | ug/L | 0.50U | 1.0 | 11/17/11 09:43 | |
| 1,2-Dichloropropane | ug/L | 0.50U | 1.0 | 11/17/11 09:43 | |
| 1,4-Dichlorobenzene | ug/L | 0.50U | 1.0 | 11/17/11 09:43 | |
| 2-Butanone (MEK) | ug/L | 5.0U | 10.0 | 11/17/11 09:43 | |
| 2-Hexanone | ug/L | 5.0U | 10.0 | 11/17/11 09:43 | |
| 4-Methyl-2-pentanone (MIBK) | ug/L | 5.0U | 10.0 | 11/17/11 09:43 | |
| Acetone | ug/L | 5.0U | 10.0 | 11/17/11 09:43 | |
| Acrylonitrile | ug/L | 5.0U | 10.0 | 11/17/11 09:43 | |
| Benzene | ug/L | 0.50U | 1.0 | 11/17/11 09:43 | |
| Bromochloromethane | ug/L | 0.50U | 1.0 | 11/17/11 09:43 | |
| Bromodichloromethane | ug/L | 0.27U | 0.60 | 11/17/11 09:43 | |
| Bromoform | ug/L | 0.50U | 1.0 | 11/17/11 09:43 | |
| Bromomethane | ug/L | 0.50U | 1.0 | 11/17/11 09:43 | |
| Carbon disulfide | ug/L | 5.0U | 10.0 | 11/17/11 09:43 | |
| Carbon tetrachloride | ug/L | 0.50U | 1.0 | 11/17/11 09:43 | |
| Chlorobenzene | ug/L | 0.50U | 1.0 | 11/17/11 09:43 | |
| Chloroethane | ug/L | 0.50U | 1.0 | 11/17/11 09:43 | |
| Chloroform | ug/L | 0.50U | 1.0 | 11/17/11 09:43 | |
| Chloromethane | ug/L | 0.62U | 1.0 | 11/17/11 09:43 | |
| cis-1,2-Dichloroethene | ug/L | 0.50U | 1.0 | 11/17/11 09:43 | |
| cis-1,3-Dichloropropene | ug/L | 0.25U | 0.50 | 11/17/11 09:43 | |
| Dibromochloromethane | ug/L | 0.26U | 0.50 | 11/17/11 09:43 | |
| Dibromomethane | ug/L | 0.50U | 1.0 | 11/17/11 09:43 | |
| Ethylbenzene | ug/L | 0.50U | 1.0 | 11/17/11 09:43 | |
| Iodomethane | ug/L | 0.50U | 1.0 | 11/17/11 09:43 | |
| Methylene Chloride | ug/L | 2.5U | 5.0 | 11/17/11 09:43 | |
| Styrene | ug/L | 0.50U | 1.0 | 11/17/11 09:43 | |
| Tetrachloroethene | ug/L | 0.50U | 1.0 | 11/17/11 09:43 | |
| Toluene | ug/L | 0.50U | 1.0 | 11/17/11 09:43 | |
| trans-1,2-Dichloroethene | ug/L | 0.50U | 1.0 | 11/17/11 09:43 | |
| trans-1,3-Dichloropropene | ug/L | 0.25U | 0.50 | 11/17/11 09:43 | |

**Pace Analytical Services, Inc.**
8 East Tower Circle
Ormond Beach, FL 32174
(386)672-5668

# QUALITY CONTROL DATA

Project: Tomoka Semi-annual
Pace Project No.: 3543106

METHOD BLANK: 292926 Matrix: Water

Associated Lab Samples: 3543106001, 3543106002, 3543106003, 3543106004, 3543106005, 3543106006, 3543106008, 3543106009, 3543106010, 3543106011, 3543106012, 3543106013, 3543106014, 3543106015

| Parameter | Units | Blank Result | Reporting Limit | Analyzed | Qualifiers |
|---|---|---|---|---|---|
| trans-1,4-Dichloro-2-butene | ug/L | 5.0U | 10.0 | 11/17/11 09:43 | |
| Trichloroethene | ug/L | 0.50U | 1.0 | 11/17/11 09:43 | |
| Trichlorofluoromethane | ug/L | 0.50U | 1.0 | 11/17/11 09:43 | |
| Vinyl acetate | ug/L | 1.0U | 2.0 | 11/17/11 09:43 | |
| Vinyl chloride | ug/L | 0.50U | 1.0 | 11/17/11 09:43 | |
| Xylene (Total) | ug/L | 0.50U | 1.0 | 11/17/11 09:43 | |
| 1,2-Dichloroethane-d4 (S) | % | 104 | 86-125 | 11/17/11 09:43 | |
| 4-Bromofluorobenzene (S) | % | 106 | 70-114 | 11/17/11 09:43 | |
| Dibromofluoromethane (S) | % | 104 | 88-117 | 11/17/11 09:43 | |
| Toluene-d8 (S) | % | 100 | 87-113 | 11/17/11 09:43 | |

LABORATORY CONTROL SAMPLE: 292927

| Parameter | Units | Spike Conc. | LCS Result | LCS % Rec | % Rec Limits | Qualifiers |
|---|---|---|---|---|---|---|
| 1,1,1,2-Tetrachloroethane | ug/L | 20 | 20.0 | 100 | 70-130 | |
| 1,1,1-Trichloroethane | ug/L | 20 | 20.8 | 104 | 70-130 | |
| 1,1,2,2-Tetrachloroethane | ug/L | 20 | 18.2 | 91 | 70-130 | |
| 1,1,2-Trichloroethane | ug/L | 20 | 18.8 | 94 | 70-130 | |
| 1,1-Dichloroethane | ug/L | 20 | 20.2 | 101 | 70-130 | |
| 1,1-Dichloroethene | ug/L | 20 | 20.2 | 101 | 70-130 | |
| 1,2,3-Trichloropropane | ug/L | 20 | 16.7 | 83 | 70-130 | |
| 1,2-Dibromo-3-chloropropane | ug/L | 20 | 19.2 | 96 | 64-130 | |
| 1,2-Dibromoethane (EDB) | ug/L | 20 | 19.1 | 96 | 70-130 | |
| 1,2-Dichlorobenzene | ug/L | 20 | 19.2 | 96 | 70-130 | |
| 1,2-Dichloroethane | ug/L | 20 | 21.3 | 107 | 70-130 | |
| 1,2-Dichloropropane | ug/L | 20 | 19.6 | 98 | 70-130 | |
| 1,4-Dichlorobenzene | ug/L | 20 | 18.6 | 93 | 70-130 | |
| 2-Butanone (MEK) | ug/L | 20 | 16.4 | 82 | 55-167 | |
| 2-Hexanone | ug/L | 20 | 22.8 | 114 | 65-130 | |
| 4-Methyl-2-pentanone (MIBK) | ug/L | 20 | 18.8 | 94 | 70-130 | |
| Acetone | ug/L | 20 | 15.7 | 79 | 40-150 | |
| Acrylonitrile | ug/L | 200 | 202 | 101 | 70-130 | |
| Benzene | ug/L | 20 | 20.6 | 103 | 70-130 | |
| Bromochloromethane | ug/L | 20 | 20.5 | 102 | 70-130 | |
| Bromodichloromethane | ug/L | 20 | 19.6 | 98 | 70-130 | |
| Bromoform | ug/L | 20 | 20.7 | 103 | 68-130 | |
| Bromomethane | ug/L | 20 | 19.1 | 96 | 38-179 | |
| Carbon disulfide | ug/L | 20 | 16.4 | 82 | 51-155 | |
| Carbon tetrachloride | ug/L | 20 | 20.4 | 102 | 70-130 | |
| Chlorobenzene | ug/L | 20 | 19.9 | 100 | 70-130 | |
| Chloroethane | ug/L | 20 | 20.3 | 101 | 59-149 | |
| Chloroform | ug/L | 20 | 19.8 | 99 | 70-130 | |
| Chloromethane | ug/L | 20 | 19.4 | 97 | 68-130 | |
| cis-1,2-Dichloroethene | ug/L | 20 | 19.2 | 96 | 70-130 | |

**Pace Analytical Services, Inc.**
8 East Tower Circle
Ormond Beach, FL 32174
(386)672-5668

# QUALITY CONTROL DATA

Project: Tomoka Semi-annual
Pace Project No.: 3543106

LABORATORY CONTROL SAMPLE: 292927

| Parameter | Units | Spike Conc. | LCS Result | LCS % Rec | % Rec Limits | Qualifiers |
|---|---|---|---|---|---|---|
| cis-1,3-Dichloropropene | ug/L | 20 | 19.7 | 98 | 70-130 | |
| Dibromochloromethane | ug/L | 20 | 19.4 | 97 | 70-130 | |
| Dibromomethane | ug/L | 20 | 20.9 | 104 | 70-130 | |
| Ethylbenzene | ug/L | 20 | 20.0 | 100 | 70-130 | |
| Iodomethane | ug/L | 20 | 19.3 | 96 | 43-160 | |
| Methylene Chloride | ug/L | 20 | 20.0 | 100 | 70-130 | |
| Styrene | ug/L | 20 | 19.6 | 98 | 70-130 | |
| Tetrachloroethene | ug/L | 20 | 20.3 | 102 | 66-133 | |
| Toluene | ug/L | 20 | 19.8 | 99 | 70-130 | |
| trans-1,2-Dichloroethene | ug/L | 20 | 19.0 | 95 | 70-130 | |
| trans-1,3-Dichloropropene | ug/L | 20 | 19.6 | 98 | 70-130 | |
| trans-1,4-Dichloro-2-butene | ug/L | 20 | 18.2 | 91 | 65-130 | |
| Trichloroethene | ug/L | 20 | 19.7 | 99 | 70-130 | |
| Trichlorofluoromethane | ug/L | 20 | 19.9 | 99 | 70-131 | |
| Vinyl acetate | ug/L | 20 | 17.4 | 87 | 69-135 | |
| Vinyl chloride | ug/L | 20 | 18.7 | 94 | 69-140 | |
| Xylene (Total) | ug/L | 60 | 60.5 | 101 | 70-130 | |
| 1,2-Dichloroethane-d4 (S) | % | | | 98 | 86-125 | |
| 4-Bromofluorobenzene (S) | % | | | 101 | 70-114 | |
| Dibromofluoromethane (S) | % | | | 104 | 88-117 | |
| Toluene-d8 (S) | % | | | 101 | 87-113 | |

MATRIX SPIKE & MATRIX SPIKE DUPLICATE: 293157 293158

| Parameter | Units | 3543106005 Result | MS Spike Conc. | MSD Spike Conc. | MS Result | MSD Result | MS % Rec | MSD % Rec | % Rec Limits | RPD | Max RPD | Qual |
|---|---|---|---|---|---|---|---|---|---|---|---|---|
| 1,1,1,2-Tetrachloroethane | ug/L | 0.50U | 20 | 20 | 22.0 | 19.5 | 110 | 98 | 39-130 | 12 | 40 | |
| 1,1,1-Trichloroethane | ug/L | 0.50U | 20 | 20 | 25.0 | 22.2 | 125 | 111 | 47-141 | 12 | 40 | |
| 1,1,2,2-Tetrachloroethane | ug/L | 0.12U | 20 | 20 | 20.9 | 19.0 | 104 | 95 | 49-131 | 9 | 40 | |
| 1,1,2-Trichloroethane | ug/L | 0.50U | 20 | 20 | 21.0 | 19.5 | 105 | 97 | 50-130 | 7 | 40 | |
| 1,1-Dichloroethane | ug/L | 0.50U | 20 | 20 | 24.0 | 21.1 | 120 | 106 | 54-137 | 13 | 40 | |
| 1,1-Dichloroethene | ug/L | 0.50U | 20 | 20 | 24.8 | 21.7 | 124 | 108 | 45-155 | 13 | 40 | |
| 1,2,3-Trichloropropane | ug/L | 0.36U | 20 | 20 | 18.8 | 17.2 | 94 | 86 | 31-132 | 9 | 40 | |
| 1,2-Dibromo-3-chloropropane | ug/L | 1.0U | 20 | 20 | 20.9 | 19.7 | 105 | 99 | 37-130 | 6 | 40 | |
| 1,2-Dibromoethane (EDB) | ug/L | 0.50U | 20 | 20 | 20.9 | 18.6 | 105 | 93 | 51-132 | 12 | 40 | |
| 1,2-Dichlorobenzene | ug/L | 0.50U | 20 | 20 | 22.3 | 19.4 | 112 | 97 | 43-130 | 14 | 40 | |
| 1,2-Dichloroethane | ug/L | 0.50U | 20 | 20 | 23.8 | 20.9 | 119 | 104 | 54-130 | 13 | 40 | |
| 1,2-Dichloropropane | ug/L | 0.50U | 20 | 20 | 22.3 | 20.2 | 111 | 101 | 53-130 | 10 | 40 | |
| 1,4-Dichlorobenzene | ug/L | 0.50U | 20 | 20 | 21.8 | 19.0 | 109 | 95 | 38-130 | 13 | 40 | |
| 2-Butanone (MEK) | ug/L | 5.0U | 20 | 20 | 21.1 | 24.5 | 105 | 122 | 48-138 | 15 | 40 | |
| 2-Hexanone | ug/L | 5.0U | 20 | 20 | 17.6 | 25.4 | 88 | 127 | 38-130 | 36 | 40 | |
| 4-Methyl-2-pentanone (MIBK) | ug/L | 5.0U | 20 | 20 | 18.2 | 21.4 | 91 | 107 | 28-143 | 16 | 40 | |
| Acetone | ug/L | 5.0U | 20 | 20 | 29.1 | 30.7 | 137 | 145 | 20-140 | 5 | 40 | J(M1) |
| Acrylonitrile | ug/L | 5.0U | 200 | 200 | 201 | 232 | 100 | 116 | 46-130 | 14 | 40 | |
| Benzene | ug/L | 0.50U | 20 | 20 | 24.0 | 21.2 | 120 | 106 | 53-132 | 12 | 40 | |
| Bromochloromethane | ug/L | 0.50U | 20 | 20 | 22.8 | 20.3 | 114 | 101 | 54-132 | 12 | 40 | |
| Bromodichloromethane | ug/L | 0.27U | 20 | 20 | 21.6 | 19.5 | 108 | 97 | 46-130 | 11 | 40 | |

**Pace Analytical Services, Inc.**
8 East Tower Circle
Ormond Beach, FL 32174
(386)672-5668

# QUALITY CONTROL DATA

Project: Tomoka Semi-annual
Pace Project No.: 3543106

MATRIX SPIKE & MATRIX SPIKE DUPLICATE: 293157 293158

| Parameter | Units | 3543106005 Result | MS Spike Conc. | MSD Spike Conc. | MS Result | MSD Result | MS % Rec | MSD % Rec | % Rec Limits | RPD | Max RPD | Qual |
|---|---|---|---|---|---|---|---|---|---|---|---|---|
| Bromoform | ug/L | 0.50U | 20 | 20 | 21.4 | 20.3 | 107 | 101 | 32-130 | 5 | 40 | |
| Bromomethane | ug/L | 0.50U | 20 | 20 | 23.4 | 20.9 | 117 | 104 | 20-152 | 11 | 40 | |
| Carbon disulfide | ug/L | 5.0U | 20 | 20 | 17.0 | 19.2 | 83 | 95 | 28-184 | 12 | 40 | |
| Carbon tetrachloride | ug/L | 0.50U | 20 | 20 | 25.1 | 22.3 | 125 | 112 | 37-137 | 12 | 40 | |
| Chlorobenzene | ug/L | 0.50U | 20 | 20 | 22.2 | 20.1 | 111 | 100 | 46-130 | 10 | 40 | |
| Chloroethane | ug/L | 0.50U | 20 | 20 | 26.3 | 23.3 | 131 | 117 | 48-159 | 12 | 40 | |
| Chloroform | ug/L | 0.50U | 20 | 20 | 22.6 | 20.3 | 113 | 102 | 51-130 | 11 | 40 | |
| Chloromethane | ug/L | 0.62U | 20 | 20 | 24.6 | 21.3 | 123 | 107 | 39-144 | 14 | 40 | |
| cis-1,2-Dichloroethene | ug/L | 0.50U | 20 | 20 | 22.0 | 19.4 | 110 | 97 | 54-130 | 13 | 40 | |
| cis-1,3-Dichloropropene | ug/L | 0.25U | 20 | 20 | 22.1 | 19.5 | 111 | 97 | 45-130 | 13 | 40 | |
| Dibromochloromethane | ug/L | 0.26U | 20 | 20 | 21.3 | 19.0 | 107 | 95 | 43-130 | 12 | 40 | |
| Dibromomethane | ug/L | 0.50U | 20 | 20 | 22.9 | 21.1 | 114 | 105 | 50-130 | 8 | 40 | |
| Ethylbenzene | ug/L | 0.50U | 20 | 20 | 22.4 | 20.4 | 112 | 102 | 43-130 | 10 | 40 | |
| Iodomethane | ug/L | 0.50U | 20 | 20 | 17.6 | 19.7 | 88 | 99 | 20-169 | 11 | 40 | |
| Methylene Chloride | ug/L | 2.5U | 20 | 20 | 22.1 | 20.3 | 111 | 102 | 51-135 | 8 | 40 | |
| Styrene | ug/L | 0.50U | 20 | 20 | 21.4 | 19.8 | 107 | 99 | 40-130 | 8 | 40 | |
| Tetrachloroethene | ug/L | 0.50U | 20 | 20 | 22.6 | 19.4 | 113 | 97 | 26-130 | 15 | 40 | |
| Toluene | ug/L | 0.50U | 20 | 20 | 22.4 | 20.1 | 112 | 101 | 50-130 | 11 | 40 | |
| trans-1,2-Dichloroethene | ug/L | 0.50U | 20 | 20 | 22.4 | 19.5 | 112 | 97 | 48-142 | 14 | 40 | |
| trans-1,3-Dichloropropene | ug/L | 0.25U | 20 | 20 | 20.6 | 18.9 | 103 | 94 | 45-130 | 9 | 40 | |
| trans-1,4-Dichloro-2-butene | ug/L | 5.0U | 20 | 20 | 19.0 | 22.0 | 95 | 110 | 20-139 | 15 | 40 | |
| Trichloroethene | ug/L | 0.50U | 20 | 20 | 23.5 | 21.1 | 117 | 106 | 42-133 | 11 | 40 | |
| Trichlorofluoromethane | ug/L | 0.50U | 20 | 20 | 26.0 | 23.1 | 130 | 115 | 46-146 | 12 | 40 | |
| Vinyl acetate | ug/L | 1.0U | 20 | 20 | 16.1 | 19.6 | 81 | 98 | 20-165 | 19 | 40 | |
| Vinyl chloride | ug/L | 0.50U | 20 | 20 | 25.5 | 22.1 | 128 | 110 | 57-142 | 15 | 40 | |
| Xylene (Total) | ug/L | 0.50U | 60 | 60 | 67.7 | 60.9 | 113 | 101 | 42-130 | 11 | 40 | |
| 1,2-Dichloroethane-d4 (S) | % | | | | | | 94 | 104 | 86-125 | | | |
| 4-Bromofluorobenzene (S) | % | | | | | | 101 | 101 | 70-114 | | | 1p |
| Dibromofluoromethane (S) | % | | | | | | 102 | 100 | 88-117 | | | |
| Toluene-d8 (S) | % | | | | | | 102 | 101 | 87-113 | | | |

**Pace Analytical Services, Inc.**
8 East Tower Circle
Ormond Beach, FL 32174
(386)672-5668

# QUALITY CONTROL DATA

Project: Tomoka Semi-annual
Pace Project No.: 3543106

QC Batch: MSV/4157 | Analysis Method: EPA 8260
QC Batch Method: EPA 8260 | Analysis Description: 8260 MSV
Associated Lab Samples: 3543106007

METHOD BLANK: 294104 | Matrix: Water
Associated Lab Samples: 3543106007

| Parameter | Units | Blank Result | Reporting Limit | Analyzed | Qualifiers |
|---|---|---|---|---|---|
| 1,1,1,2-Tetrachloroethane | ug/L | 0.50U | 1.0 | 11/18/11 12:30 | |
| 1,1,1-Trichloroethane | ug/L | 0.50U | 1.0 | 11/18/11 12:30 | |
| 1,1,2,2-Tetrachloroethane | ug/L | 0.12U | 0.50 | 11/18/11 12:30 | |
| 1,1,2-Trichloroethane | ug/L | 0.50U | 1.0 | 11/18/11 12:30 | |
| 1,1-Dichloroethane | ug/L | 0.50U | 1.0 | 11/18/11 12:30 | |
| 1,1-Dichloroethene | ug/L | 0.50U | 1.0 | 11/18/11 12:30 | |
| 1,2,3-Trichloropropane | ug/L | 0.36U | 0.50 | 11/18/11 12:30 | |
| 1,2-Dichlorobenzene | ug/L | 0.50U | 1.0 | 11/18/11 12:30 | |
| 1,2-Dichloroethane | ug/L | 0.50U | 1.0 | 11/18/11 12:30 | |
| 1,2-Dichloropropane | ug/L | 0.50U | 1.0 | 11/18/11 12:30 | |
| 1,4-Dichlorobenzene | ug/L | 0.50U | 1.0 | 11/18/11 12:30 | |
| 2-Butanone (MEK) | ug/L | 5.0U | 10.0 | 11/18/11 12:30 | |
| 2-Hexanone | ug/L | 5.0U | 10.0 | 11/18/11 12:30 | |
| 4-Methyl-2-pentanone (MIBK) | ug/L | 5.0U | 10.0 | 11/18/11 12:30 | |
| Acetone | ug/L | 5.0U | 10.0 | 11/18/11 12:30 | |
| Acrylonitrile | ug/L | 5.0U | 10.0 | 11/18/11 12:30 | |
| Benzene | ug/L | 0.50U | 1.0 | 11/18/11 12:30 | |
| Bromochloromethane | ug/L | 0.50U | 1.0 | 11/18/11 12:30 | |
| Bromodichloromethane | ug/L | 0.27U | 0.60 | 11/18/11 12:30 | |
| Bromoform | ug/L | 0.50U | 1.0 | 11/18/11 12:30 | |
| Bromomethane | ug/L | 0.50U | 1.0 | 11/18/11 12:30 | |
| Carbon disulfide | ug/L | 5.0U | 10.0 | 11/18/11 12:30 | |
| Carbon tetrachloride | ug/L | 0.50U | 1.0 | 11/18/11 12:30 | |
| Chlorobenzene | ug/L | 0.50U | 1.0 | 11/18/11 12:30 | |
| Chloroethane | ug/L | 0.50U | 1.0 | 11/18/11 12:30 | |
| Chloroform | ug/L | 0.50U | 1.0 | 11/18/11 12:30 | |
| Chloromethane | ug/L | 0.62U | 1.0 | 11/18/11 12:30 | |
| cis-1,2-Dichloroethene | ug/L | 0.50U | 1.0 | 11/18/11 12:30 | |
| cis-1,3-Dichloropropene | ug/L | 0.25U | 0.50 | 11/18/11 12:30 | |
| Dibromochloromethane | ug/L | 0.26U | 0.50 | 11/18/11 12:30 | |
| Dibromomethane | ug/L | 0.50U | 1.0 | 11/18/11 12:30 | |
| Ethylbenzene | ug/L | 0.50U | 1.0 | 11/18/11 12:30 | |
| Iodomethane | ug/L | 0.50U | 1.0 | 11/18/11 12:30 | |
| Methylene Chloride | ug/L | 2.5U | 5.0 | 11/18/11 12:30 | |
| Styrene | ug/L | 0.50U | 1.0 | 11/18/11 12:30 | |
| Tetrachloroethene | ug/L | 0.50U | 1.0 | 11/18/11 12:30 | |
| Toluene | ug/L | 0.50U | 1.0 | 11/18/11 12:30 | |
| trans-1,2-Dichloroethene | ug/L | 0.50U | 1.0 | 11/18/11 12:30 | |
| trans-1,3-Dichloropropene | ug/L | 0.25U | 0.50 | 11/18/11 12:30 | |
| trans-1,4-Dichloro-2-butene | ug/L | 5.0U | 10.0 | 11/18/11 12:30 | |
| Trichloroethene | ug/L | 0.50U | 1.0 | 11/18/11 12:30 | |
| Trichlorofluoromethane | ug/L | 0.50U | 1.0 | 11/18/11 12:30 | |
| Vinyl acetate | ug/L | 1.0U | 2.0 | 11/18/11 12:30 | |

**Pace Analytical Services, Inc.**
8 East Tower Circle
Ormond Beach, FL 32174
(386)672-5668

# QUALITY CONTROL DATA

Project: Tomoka Semi-annual
Pace Project No.: 3543106

METHOD BLANK: 294104 Matrix: Water

Associated Lab Samples: 3543106007

| Parameter | Units | Blank Result | Reporting Limit | Analyzed | Qualifiers |
|---|---|---|---|---|---|
| Vinyl chloride | ug/L | 0.50U | 1.0 | 11/18/11 12:30 | |
| Xylene (Total) | ug/L | 0.50U | 1.0 | 11/18/11 12:30 | |
| 1,2-Dichloroethane-d4 (S) | % | 103 | 86-125 | 11/18/11 12:30 | |
| 4-Bromofluorobenzene (S) | % | 101 | 70-114 | 11/18/11 12:30 | |
| Dibromofluoromethane (S) | % | 103 | 88-117 | 11/18/11 12:30 | |
| Toluene-d8 (S) | % | 101 | 87-113 | 11/18/11 12:30 | |

LABORATORY CONTROL SAMPLE: 294105

| Parameter | Units | Spike Conc. | LCS Result | LCS % Rec | % Rec Limits | Qualifiers |
|---|---|---|---|---|---|---|
| 1,1,1,2-Tetrachloroethane | ug/L | 20 | 22.7 | 113 | 70-130 | |
| 1,1,1-Trichloroethane | ug/L | 20 | 23.0 | 115 | 70-130 | |
| 1,1,2,2-Tetrachloroethane | ug/L | 20 | 20.6 | 103 | 70-130 | |
| 1,1,2-Trichloroethane | ug/L | 20 | 21.4 | 107 | 70-130 | |
| 1,1-Dichloroethane | ug/L | 20 | 22.2 | 111 | 70-130 | |
| 1,1-Dichloroethene | ug/L | 20 | 22.2 | 111 | 70-130 | |
| 1,2,3-Trichloropropane | ug/L | 20 | 18.7 | 93 | 70-130 | |
| 1,2-Dichlorobenzene | ug/L | 20 | 21.7 | 108 | 70-130 | |
| 1,2-Dichloroethane | ug/L | 20 | 23.6 | 118 | 70-130 | |
| 1,2-Dichloropropane | ug/L | 20 | 21.8 | 109 | 70-130 | |
| 1,4-Dichlorobenzene | ug/L | 20 | 20.9 | 104 | 70-130 | |
| 2-Butanone (MEK) | ug/L | 20 | 19.1 | 96 | 55-167 | |
| 2-Hexanone | ug/L | 20 | 21.5 | 108 | 65-130 | |
| 4-Methyl-2-pentanone (MIBK) | ug/L | 20 | 20.5 | 103 | 70-130 | |
| Acetone | ug/L | 20 | 17.2 | 86 | 40-150 | |
| Acrylonitrile | ug/L | 200 | 235 | 117 | 70-130 | |
| Benzene | ug/L | 20 | 22.8 | 114 | 70-130 | |
| Bromochloromethane | ug/L | 20 | 21.8 | 109 | 70-130 | |
| Bromodichloromethane | ug/L | 20 | 21.6 | 108 | 70-130 | |
| Bromoform | ug/L | 20 | 22.5 | 112 | 68-130 | |
| Bromomethane | ug/L | 20 | 22.7 | 113 | 38-179 | |
| Carbon disulfide | ug/L | 20 | 18.4 | 92 | 51-155 | |
| Carbon tetrachloride | ug/L | 20 | 23.6 | 118 | 70-130 | |
| Chlorobenzene | ug/L | 20 | 22.6 | 113 | 70-130 | |
| Chloroethane | ug/L | 20 | 24.3 | 122 | 59-149 | |
| Chloroform | ug/L | 20 | 22.0 | 110 | 70-130 | |
| Chloromethane | ug/L | 20 | 22.9 | 114 | 68-130 | |
| cis-1,2-Dichloroethene | ug/L | 20 | 21.1 | 106 | 70-130 | |
| cis-1,3-Dichloropropene | ug/L | 20 | 21.5 | 108 | 70-130 | |
| Dibromochloromethane | ug/L | 20 | 21.2 | 106 | 70-130 | |
| Dibromomethane | ug/L | 20 | 23.3 | 117 | 70-130 | |
| Ethylbenzene | ug/L | 20 | 22.1 | 111 | 70-130 | |
| Iodomethane | ug/L | 20 | 20.0 | 100 | 43-160 | |
| Methylene Chloride | ug/L | 20 | 21.4 | 107 | 70-130 | |
| Styrene | ug/L | 20 | 21.9 | 109 | 70-130 | |

**Pace Analytical Services, Inc.**
8 East Tower Circle
Ormond Beach, FL 32174
(386)672-5668

# QUALITY CONTROL DATA

Project: Tomoka Semi-annual
Pace Project No.: 3543106

LABORATORY CONTROL SAMPLE: 294105

| Parameter | Units | Spike Conc. | LCS Result | LCS % Rec | % Rec Limits | Qualifiers |
|---|---|---|---|---|---|---|
| Tetrachloroethene | ug/L | 20 | 22.3 | 112 | 66-133 | |
| Toluene | ug/L | 20 | 22.3 | 112 | 70-130 | |
| trans-1,2-Dichloroethene | ug/L | 20 | 21.3 | 106 | 70-130 | |
| trans-1,3-Dichloropropene | ug/L | 20 | 21.3 | 106 | 70-130 | |
| trans-1,4-Dichloro-2-butene | ug/L | 20 | 22.2 | 111 | 65-130 | |
| Trichloroethene | ug/L | 20 | 22.5 | 113 | 70-130 | |
| Trichlorofluoromethane | ug/L | 20 | 24.3 | 121 | 70-131 | |
| Vinyl acetate | ug/L | 20 | 18.7 | 94 | 69-135 | |
| Vinyl chloride | ug/L | 20 | 22.3 | 111 | 69-140 | |
| Xylene (Total) | ug/L | 60 | 67.4 | 112 | 70-130 | |
| 1,2-Dichloroethane-d4 (S) | % | | | 100 | 86-125 | |
| 4-Bromofluorobenzene (S) | % | | | 103 | 70-114 | |
| Dibromofluoromethane (S) | % | | | 101 | 88-117 | |
| Toluene-d8 (S) | % | | | 100 | 87-113 | |

MATRIX SPIKE & MATRIX SPIKE DUPLICATE: 294142 294143

| Parameter | Units | 3543358003 Result | MS Spike Conc. | MSD Spike Conc. | MS Result | MSD Result | MS % Rec | MSD % Rec | % Rec Limits | RPD | Max RPD | Qual |
|---|---|---|---|---|---|---|---|---|---|---|---|---|
| 1,1,1,2-Tetrachloroethane | ug/L | 0.50U | 20 | 20 | 20.2 | 22.5 | 101 | 112 | 39-130 | 10 | 40 | |
| 1,1,1-Trichloroethane | ug/L | 0.50U | 20 | 20 | 24.5 | 26.5 | 122 | 132 | 47-141 | 8 | 40 | |
| 1,1,2,2-Tetrachloroethane | ug/L | 0.12U | 20 | 20 | 12.6 | 13.8 | 63 | 69 | 49-131 | 9 | 40 | |
| 1,1,2-Trichloroethane | ug/L | 0.50U | 20 | 20 | 14.2 | 15.9 | 71 | 80 | 50-130 | 12 | 40 | |
| 1,1-Dichloroethane | ug/L | 0.50U | 20 | 20 | 22.2 | 24.3 | 111 | 122 | 54-137 | 9 | 40 | |
| 1,1-Dichloroethene | ug/L | 0.50U | 20 | 20 | 23.6 | 25.7 | 118 | 129 | 45-155 | 9 | 40 | |
| 1,2,3-Trichloropropane | ug/L | 0.36U | 20 | 20 | 12.0 | 12.5 | 60 | 63 | 31-132 | 5 | 40 | |
| 1,2-Dichlorobenzene | ug/L | 0.50U | 20 | 20 | 19.2 | 21.0 | 96 | 105 | 43-130 | 8 | 40 | |
| 1,2-Dichloroethane | ug/L | 0.50U | 20 | 20 | 17.2 | 18.3 | 86 | 92 | 54-130 | 6 | 40 | |
| 1,2-Dichloropropane | ug/L | 0.50U | 20 | 20 | 19.7 | 20.7 | 99 | 104 | 53-130 | 5 | 40 | |
| 1,4-Dichlorobenzene | ug/L | 0.50U | 20 | 20 | 20.4 | 21.9 | 102 | 109 | 38-130 | 7 | 40 | |
| 2-Butanone (MEK) | ug/L | 5.0U | 20 | 20 | 10.6 | 11.1 | 53 | 56 | 48-138 | 5 | 40 | |
| 2-Hexanone | ug/L | 5.0U | 20 | 20 | 12.5 | 12.8 | 63 | 64 | 38-130 | 2 | 40 | |
| 4-Methyl-2-pentanone (MIBK) | ug/L | 5.0U | 20 | 20 | 11.2 | 12.4 | 56 | 62 | 28-143 | 11 | 40 | |
| Acetone | ug/L | 5.0U | 20 | 20 | 10.9 | 12.0 | 55 | 60 | 20-140 | 9 | 40 | |
| Acrylonitrile | ug/L | 5.0U | 200 | 200 | 110 | 126 | 55 | 63 | 46-130 | 14 | 40 | |
| Benzene | ug/L | 0.50U | 20 | 20 | 22.7 | 23.9 | 113 | 119 | 53-132 | 5 | 40 | |
| Bromochloromethane | ug/L | 0.50U | 20 | 20 | 17.1 | 19.3 | 86 | 97 | 54-132 | 12 | 40 | |
| Bromodichloromethane | ug/L | 0.27U | 20 | 20 | 18.4 | 19.7 | 92 | 98 | 46-130 | 6 | 40 | |
| Bromoform | ug/L | 0.50U | 20 | 20 | 14.1 | 15.3 | 71 | 76 | 32-130 | 8 | 40 | |
| Bromomethane | ug/L | 0.50U | 20 | 20 | 21.3 | 26.3 | 106 | 132 | 20-152 | 21 | 40 | |
| Carbon disulfide | ug/L | 5.0U | 20 | 20 | 18.9 | 21.1 | 91 | 102 | 28-184 | 11 | 40 | |
| Carbon tetrachloride | ug/L | 0.50U | 20 | 20 | 24.7 | 26.6 | 124 | 133 | 37-137 | 7 | 40 | |
| Chlorobenzene | ug/L | 0.50U | 20 | 20 | 21.7 | 23.4 | 108 | 117 | 46-130 | 8 | 40 | |
| Chloroethane | ug/L | 0.50U | 20 | 20 | 23.4 | 27.3 | 117 | 137 | 48-159 | 15 | 40 | |
| Chloroform | ug/L | 0.50U | 20 | 20 | 20.5 | 21.8 | 103 | 109 | 51-130 | 6 | 40 | |
| Chloromethane | ug/L | 0.62U | 20 | 20 | 21.6 | 25.3 | 107 | 126 | 39-144 | 16 | 40 | |
| cis-1,2-Dichloroethene | ug/L | 0.50U | 20 | 20 | 19.4 | 21.5 | 97 | 108 | 54-130 | 11 | 40 | |

**Pace Analytical Services, Inc.**
8 East Tower Circle
Ormond Beach, FL 32174
(386)672-5668

# QUALITY CONTROL DATA

Project: Tomoka Semi-annual
Pace Project No.: 3543106

MATRIX SPIKE & MATRIX SPIKE DUPLICATE: 294142 294143

| Parameter | Units | 3543358003 Result | MS Spike Conc. | MSD Spike Conc. | MS Result | MSD Result | MS % Rec | MSD % Rec | % Rec Limits | RPD | Max RPD | Qual |
|---|---|---|---|---|---|---|---|---|---|---|---|---|
| cis-1,3-Dichloropropene | ug/L | 0.25U | 20 | 20 | 17.4 | 18.2 | 87 | 91 | 45-130 | 5 | 40 | |
| Dibromochloromethane | ug/L | 0.26U | 20 | 20 | 15.4 | 17.0 | 77 | 85 | 43-130 | 10 | 40 | |
| Dibromomethane | ug/L | 0.50U | 20 | 20 | 15.2 | 16.5 | 76 | 82 | 50-130 | 8 | 40 | |
| Ethylbenzene | ug/L | 0.50U | 20 | 20 | 22.9 | 24.9 | 114 | 124 | 43-130 | 8 | 40 | |
| Iodomethane | ug/L | 0.50U | 20 | 20 | 19.3 | 22.0 | 96 | 110 | 20-169 | 13 | 40 | |
| Methylene Chloride | ug/L | 2.5U | 20 | 20 | 19.7 | 20.7 | 97 | 102 | 51-135 | 5 | 40 | |
| Styrene | ug/L | 0.50U | 20 | 20 | 19.9 | 22.3 | 100 | 111 | 40-130 | 11 | 40 | |
| Tetrachloroethene | ug/L | 0.50U | 20 | 20 | 23.1 | 24.7 | 115 | 124 | 26-130 | 7 | 40 | |
| Toluene | ug/L | 0.50U | 20 | 20 | 22.5 | 24.6 | 112 | 123 | 50-130 | 9 | 40 | |
| trans-1,2-Dichloroethene | ug/L | 0.50U | 20 | 20 | 21.9 | 23.3 | 109 | 117 | 48-142 | 7 | 40 | |
| trans-1,3-Dichloropropene | ug/L | 0.25U | 20 | 20 | 15.5 | 17.0 | 77 | 85 | 45-130 | 9 | 40 | |
| trans-1,4-Dichloro-2-butene | ug/L | 5.0U | 20 | 20 | 11.3 | 12.2 | 57 | 61 | 20-139 | 8 | 40 | |
| Trichloroethene | ug/L | 0.50U | 20 | 20 | 22.7 | 24.7 | 114 | 123 | 42-133 | 8 | 40 | |
| Trichlorofluoromethane | ug/L | 0.50U | 20 | 20 | 23.4 | 28.2 | 117 | 141 | 46-146 | 19 | 40 | |
| Vinyl acetate | ug/L | 1.0U | 20 | 20 | 16.2 | 17.8 | 81 | 89 | 20-165 | 9 | 40 | |
| Vinyl chloride | ug/L | 0.50U | 20 | 20 | 22.2 | 27.0 | 111 | 135 | 57-142 | 19 | 40 | |
| Xylene (Total) | ug/L | 0.50U | 60 | 60 | 68.2 | 74.2 | 114 | 124 | 42-130 | 8 | 40 | |
| 1,2-Dichloroethane-d4 (S) | % | | | | | | 75 | 72 | 86-125 | | | J(S0) |
| 4-Bromofluorobenzene (S) | % | | | | | | 96 | 98 | 70-114 | | | |
| Dibromofluoromethane (S) | % | | | | | | 94 | 94 | 88-117 | | | |
| Toluene-d8 (S) | % | | | | | | 100 | 100 | 87-113 | | | |

**Pace Analytical Services, Inc.**
8 East Tower Circle
Ormond Beach, FL 32174
(386)672-5668

# QUALITY CONTROL DATA

Project: Tomoka Semi-annual
Pace Project No.: 3543106

QC Batch: OEXT/6469 Analysis Method: EPA 8011
QC Batch Method: EPA 8011 Analysis Description: 8011 EDB DBCP
Associated Lab Samples: 3543106001, 3543106002, 3543106003, 3543106004, 3543106005, 3543106006, 3543106007, 3543106008, 3543106009, 3543106010, 3543106011, 3543106012, 3543106013

METHOD BLANK: 292563 Matrix: Water
Associated Lab Samples: 3543106001, 3543106002, 3543106003, 3543106004, 3543106005, 3543106006, 3543106007, 3543106008, 3543106009, 3543106010, 3543106011, 3543106012, 3543106013, 3543106014

| Parameter | Units | Blank Result | Reporting Limit | Analyzed | Qualifiers |
|---|---|---|---|---|---|
| 1,2-Dibromo-3-chloropropane | ug/L | 0.0049U | 0.020 | 11/17/11 16:26 | |
| 1,2-Dibromoethane (EDB) | ug/L | 0.0062U | 0.010 | 11/17/11 16:26 | |

LABORATORY CONTROL SAMPLE: 292564

| Parameter | Units | Spike Conc. | LCS Result | LCS % Rec | % Rec Limits | Qualifiers |
|---|---|---|---|---|---|---|
| 1,2-Dibromo-3-chloropropane | ug/L | .25 | 0.26 | 105 | 60-140 | |
| 1,2-Dibromoethane (EDB) | ug/L | .25 | 0.25 | 102 | 60-140 | |

MATRIX SPIKE & MATRIX SPIKE DUPLICATE: 293143 293144

| Parameter | Units | 3542893006 Result | MS Spike Conc. | MSD Spike Conc. | MS Result | MSD Result | MS % Rec | MSD % Rec | % Rec Limits | RPD | Max RPD | Qual |
|---|---|---|---|---|---|---|---|---|---|---|---|---|
| 1,2-Dibromo-3-chloropropane | ug/L | 0.0049 U | .44 | .44 | 0.48 | 0.51 | 111 | 116 | 60-140 | 5 | 40 | |
| 1,2-Dibromoethane (EDB) | ug/L | 0.0062 U | .44 | .44 | 0.50 | 0.53 | 115 | 121 | 60-140 | 5 | 40 | |

**Pace Analytical Services, Inc.**
8 East Tower Circle
Ormond Beach, FL 32174
(386)672-5668

# QUALITY CONTROL DATA

Project: Tomoka Semi-annual
Pace Project No.: 3543106

QC Batch: WET/10933 | Analysis Method: SM 2540C
QC Batch Method: SM 2540C | Analysis Description: 2540C Total Dissolved Solids
Associated Lab Samples: 3543106001, 3543106002, 3543106003, 3543106004, 3543106005, 3543106006, 3543106007, 3543106008, 3543106009, 3543106010, 3543106011, 3543106012, 3543106013, 3543106014

METHOD BLANK: 291957 | Matrix: Water
Associated Lab Samples: 3543106001, 3543106002, 3543106003, 3543106004, 3543106005, 3543106006, 3543106007, 3543106008, 3543106009, 3543106010, 3543106011, 3543106012, 3543106013, 3543106014

| Parameter | Units | Blank Result | Reporting Limit | Analyzed | Qualifiers |
|---|---|---|---|---|---|
| Total Dissolved Solids | mg/L | 5.0U | 5.0 | 11/16/11 09:01 | |

LABORATORY CONTROL SAMPLE: 291958

| Parameter | Units | Spike Conc. | LCS Result | LCS % Rec | % Rec Limits | Qualifiers |
|---|---|---|---|---|---|---|
| Total Dissolved Solids | mg/L | 300 | 288 | 96 | 90-110 | |

SAMPLE DUPLICATE: 291960

| Parameter | Units | 3543106007 Result | Dup Result | RPD | Max RPD | Qualifiers |
|---|---|---|---|---|---|---|
| Total Dissolved Solids | mg/L | 834 | 820 | 2 | 20 | |

**Pace Analytical Services, Inc.**
8 East Tower Circle
Ormond Beach, FL 32174
(386)672-5668

# QUALITY CONTROL DATA

Project: Tomoka Semi-annual
Pace Project No.: 3543106

QC Batch: WETA/13387 — Analysis Method: EPA 300.0
QC Batch Method: EPA 300.0 — Analysis Description: 300.0 IC Anions
Associated Lab Samples: 3543106001, 3543106002, 3543106003, 3543106004, 3543106005, 3543106006, 3543106007, 3543106008, 3543106009, 3543106010, 3543106011, 3543106012, 3543106013, 3543106014

METHOD BLANK: 291673 — Matrix: Water
Associated Lab Samples: 3543106001, 3543106002, 3543106003, 3543106004, 3543106005, 3543106006, 3543106007, 3543106008, 3543106009, 3543106010, 3543106011, 3543106012, 3543106013, 3543106014

| Parameter | Units | Blank Result | Reporting Limit | Analyzed | Qualifiers |
|---|---|---|---|---|---|
| Nitrate as N | mg/L | 0.025U | 0.050 | 11/15/11 13:44 | |

LABORATORY CONTROL SAMPLE: 291674

| Parameter | Units | Spike Conc. | LCS Result | LCS % Rec | % Rec Limits | Qualifiers |
|---|---|---|---|---|---|---|
| Nitrate as N | mg/L | 5 | 4.8 | 95 | 90-110 | |

MATRIX SPIKE & MATRIX SPIKE DUPLICATE: 291675 291676

| Parameter | Units | 3543106002 Result | MS Spike Conc. | MSD Spike Conc. | MS Result | MSD Result | MS % Rec | MSD % Rec | % Rec Limits | RPD | Max RPD | Qual |
|---|---|---|---|---|---|---|---|---|---|---|---|---|
| Nitrate as N | mg/L | 0.050U | 10 | 10 | 9.5 | 9.5 | 95 | 95 | 90-110 | .3 | 20 | |

MATRIX SPIKE & MATRIX SPIKE DUPLICATE: 291677 291678

| Parameter | Units | 3543106010 Result | MS Spike Conc. | MSD Spike Conc. | MS Result | MSD Result | MS % Rec | MSD % Rec | % Rec Limits | RPD | Max RPD | Qual |
|---|---|---|---|---|---|---|---|---|---|---|---|---|
| Nitrate as N | mg/L | 0.025U | 5 | 5 | 4.9 | 4.9 | 99 | 99 | 90-110 | .03 | 20 | |

**Pace Analytical Services, Inc.**
8 East Tower Circle
Ormond Beach, FL 32174
(386)672-5668

# QUALITY CONTROL DATA

Project: Tomoka Semi-annual
Pace Project No.: 3543106

QC Batch: WETA/13389 — Analysis Method: EPA 300.0
QC Batch Method: EPA 300.0 — Analysis Description: 300.0 IC Anions
Associated Lab Samples: 3543106001, 3543106002, 3543106003, 3543106004, 3543106005, 3543106006, 3543106007, 3543106008, 3543106009, 3543106010, 3543106011, 3543106012, 3543106013, 3543106014

METHOD BLANK: 291690 — Matrix: Water
Associated Lab Samples: 3543106001, 3543106002, 3543106003, 3543106004, 3543106005, 3543106006, 3543106007, 3543106008, 3543106009, 3543106010, 3543106011, 3543106012, 3543106013, 3543106014

| Parameter | Units | Blank Result | Reporting Limit | Analyzed | Qualifiers |
|---|---|---|---|---|---|
| Chloride | mg/L | 2.5U | 5.0 | 11/15/11 13:44 | |
| Sulfate | mg/L | 2.5U | 5.0 | 11/15/11 13:44 | |

LABORATORY CONTROL SAMPLE: 291691

| Parameter | Units | Spike Conc. | LCS Result | LCS % Rec | % Rec Limits | Qualifiers |
|---|---|---|---|---|---|---|
| Chloride | mg/L | 50 | 48.0 | 96 | 90-110 | |
| Sulfate | mg/L | 50 | 46.6 | 93 | 90-110 | |

MATRIX SPIKE & MATRIX SPIKE DUPLICATE: 291692 291693

| Parameter | Units | 3543106002 Result | MS Spike Conc. | MSD Spike Conc. | MS Result | MSD Result | MS % Rec | MSD % Rec | % Rec Limits | RPD | Max RPD | Qual |
|---|---|---|---|---|---|---|---|---|---|---|---|---|
| Chloride | mg/L | 199 | 100 | 100 | 306 | 307 | 108 | 108 | 90-110 | .1 | 20 | |
| Sulfate | mg/L | 5.0U | 100 | 100 | 93.3 | 93.4 | 92 | 92 | 90-110 | .1 | 20 | |

MATRIX SPIKE & MATRIX SPIKE DUPLICATE: 291694 291695

| Parameter | Units | 3543106010 Result | MS Spike Conc. | MSD Spike Conc. | MS Result | MSD Result | MS % Rec | MSD % Rec | % Rec Limits | RPD | Max RPD | Qual |
|---|---|---|---|---|---|---|---|---|---|---|---|---|
| Chloride | mg/L | 56.6 | 50 | 50 | 111 | 111 | 109 | 110 | 90-110 | .08 | 20 | |
| Sulfate | mg/L | 13.5 | 50 | 50 | 65.5 | 65.6 | 104 | 104 | 90-110 | .1 | 20 | |

**Pace Analytical Services, Inc.**
8 East Tower Circle
Ormond Beach, FL 32174
(386)672-5668

# QUALITY CONTROL DATA

Project: Tomoka Semi-annual
Pace Project No.: 3543106

QC Batch: WETA/13450 Analysis Method: EPA 350.1
QC Batch Method: EPA 350.1 Analysis Description: 350.1 Ammonia
Associated Lab Samples: 3543106001, 3543106002, 3543106003, 3543106004, 3543106005, 3543106006, 3543106007, 3543106008, 3543106009, 3543106010, 3543106011, 3543106012, 3543106013, 3543106014

METHOD BLANK: 293770 Matrix: Water
Associated Lab Samples: 3543106001, 3543106002, 3543106003, 3543106004, 3543106005, 3543106006, 3543106007, 3543106008, 3543106009, 3543106010, 3543106011, 3543106012, 3543106013, 3543106014

| Parameter | Units | Blank Result | Reporting Limit | Analyzed | Qualifiers |
|---|---|---|---|---|---|
| Nitrogen, Ammonia | mg/L | 0.020U | 0.050 | 11/18/11 07:10 | |

LABORATORY CONTROL SAMPLE: 293771

| Parameter | Units | Spike Conc. | LCS Result | LCS % Rec | % Rec Limits | Qualifiers |
|---|---|---|---|---|---|---|
| Nitrogen, Ammonia | mg/L | 1 | 1.0 | 100 | 90-110 | |

MATRIX SPIKE SAMPLE: 293773

| Parameter | Units | 3543065001 Result | Spike Conc. | MS Result | MS % Rec | % Rec Limits | Qualifiers |
|---|---|---|---|---|---|---|---|
| Nitrogen, Ammonia | mg/L | 0.17 | 1 | 1.2 | 101 | 90-110 | |

SAMPLE DUPLICATE: 293772

| Parameter | Units | 3543065001 Result | Dup Result | RPD | Max RPD | Qualifiers |
|---|---|---|---|---|---|---|
| Nitrogen, Ammonia | mg/L | 0.17 | 0.17 | 2 | 20 | |

**Pace Analytical Services, Inc.**
8 East Tower Circle
Ormond Beach, FL 32174
(386)672-5668

# QUALIFIERS

Project: Tomoka Semi-annual
Pace Project No.: 3543106

## DEFINITIONS

DF - Dilution Factor, if reported, represents the factor applied to the reported data due to changes in sample preparation, dilution of the sample aliquot, or moisture content.

ND - Not Detected at or above adjusted reporting limit.

MDL - Adjusted Method Detection Limit.

S - Surrogate

1,2-Diphenylhydrazine (8270 listed analyte) decomposes to Azobenzene.

Consistent with EPA guidelines, unrounded data are displayed and have been used to calculate % recovery and RPD values.

LCS(D) - Laboratory Control Sample (Duplicate)

MS(D) - Matrix Spike (Duplicate)

DUP - Sample Duplicate

RPD - Relative Percent Difference

NC - Not Calculable.

SG - Silica Gel - Clean-Up

U - Indicates the compound was analyzed for, but not detected.

N-Nitrosodiphenylamine decomposes and cannot be separated from Diphenylamine using Method 8270. The result reported for each analyte is a combined concentration.

Pace Analytical is TNI accredited. Contact your Pace PM for the current list of accredited analytes.

## LABORATORIES

| | |
|---|---|
| PASI-O | Pace Analytical Services - Ormond Beach |

## ANALYTE QUALIFIERS

| | |
|---|---|
| I | The reported value is between the laboratory method detection limit and the laboratory practical quantitation limit. |
| 1p | Out of Tune |
| J(M1) | Estimated Value. Matrix spike recovery exceeded QC limits. Batch accepted based on laboratory control sample (LCS) recovery. |
| J(S0) | Estimated Value. Surrogate recovery outside laboratory control limits. |

**Pace Analytical Services, Inc.**
8 East Tower Circle
Ormond Beach, FL 32174
(386)672-5668

# QUALITY CONTROL DATA CROSS REFERENCE TABLE

Project: Tomoka Semi-annual
Pace Project No.: 3543106

| Lab ID | Sample ID | QC Batch Method | QC Batch | Analytical Method | Analytical Batch |
|---|---|---|---|---|---|
| **3543106002** | **B37-1** | | FLD/ | | |
| **3543106003** | **B37-1 DUP** | | FLD/ | | |
| **3543106004** | **B37-2** | | FLD/ | | |
| **3543106005** | **FA-1B** | | FLD/ | | |
| **3543106006** | **B36** | | FLD/ | | |
| **3543106007** | **B34-2** | | FLD/ | | |
| **3543106008** | **B64** | | FLD/ | | |
| **3543106009** | **B34-1** | | FLD/ | | |
| **3543106010** | **B38-1** | | FLD/ | | |
| **3543106011** | **B38-2** | | FLD/ | | |
| **3543106012** | **FA-2C** | | FLD/ | | |
| **3543106013** | **B39** | | FLD/ | | |
| **3543106014** | **MO5-B** | | FLD/ | | |
| **3543106001** | **EQ Blank (11/14/11)** | EPA 8011 | OEXT/6469 | EPA 8011 | GCSV/4731 |
| **3543106002** | **B37-1** | EPA 8011 | OEXT/6469 | EPA 8011 | GCSV/4731 |
| **3543106003** | **B37-1 DUP** | EPA 8011 | OEXT/6469 | EPA 8011 | GCSV/4731 |
| **3543106004** | **B37-2** | EPA 8011 | OEXT/6469 | EPA 8011 | GCSV/4731 |
| **3543106005** | **FA-1B** | EPA 8011 | OEXT/6469 | EPA 8011 | GCSV/4731 |
| **3543106006** | **B36** | EPA 8011 | OEXT/6469 | EPA 8011 | GCSV/4731 |
| **3543106007** | **B34-2** | EPA 8011 | OEXT/6469 | EPA 8011 | GCSV/4731 |
| **3543106008** | **B64** | EPA 8011 | OEXT/6469 | EPA 8011 | GCSV/4731 |
| **3543106009** | **B34-1** | EPA 8011 | OEXT/6469 | EPA 8011 | GCSV/4731 |
| **3543106010** | **B38-1** | EPA 8011 | OEXT/6469 | EPA 8011 | GCSV/4731 |
| **3543106011** | **B38-2** | EPA 8011 | OEXT/6469 | EPA 8011 | GCSV/4731 |
| **3543106012** | **FA-2C** | EPA 8011 | OEXT/6469 | EPA 8011 | GCSV/4731 |
| **3543106013** | **B39** | EPA 8011 | OEXT/6469 | EPA 8011 | GCSV/4731 |
| **3543106014** | **MO5-B** | EPA 8011 | OEXT/6469 | EPA 8011 | GCSV/4731 |
| **3543106001** | **EQ Blank (11/14/11)** | EPA 3010 | MPRP/6445 | EPA 6010 | ICP/4441 |
| **3543106002** | **B37-1** | EPA 3010 | MPRP/6445 | EPA 6010 | ICP/4441 |
| **3543106003** | **B37-1 DUP** | EPA 3010 | MPRP/6445 | EPA 6010 | ICP/4441 |
| **3543106004** | **B37-2** | EPA 3010 | MPRP/6445 | EPA 6010 | ICP/4441 |
| **3543106005** | **FA-1B** | EPA 3010 | MPRP/6445 | EPA 6010 | ICP/4441 |
| **3543106006** | **B36** | EPA 3010 | MPRP/6445 | EPA 6010 | ICP/4441 |
| **3543106007** | **B34-2** | EPA 3010 | MPRP/6445 | EPA 6010 | ICP/4441 |
| **3543106008** | **B64** | EPA 3010 | MPRP/6445 | EPA 6010 | ICP/4441 |
| **3543106009** | **B34-1** | EPA 3010 | MPRP/6445 | EPA 6010 | ICP/4441 |
| **3543106010** | **B38-1** | EPA 3010 | MPRP/6445 | EPA 6010 | ICP/4441 |
| **3543106011** | **B38-2** | EPA 3010 | MPRP/6445 | EPA 6010 | ICP/4441 |
| **3543106012** | **FA-2C** | EPA 3010 | MPRP/6445 | EPA 6010 | ICP/4441 |
| **3543106013** | **B39** | EPA 3010 | MPRP/6445 | EPA 6010 | ICP/4441 |
| **3543106014** | **MO5-B** | EPA 3010 | MPRP/6445 | EPA 6010 | ICP/4441 |
| **3543106001** | **EQ Blank (11/14/11)** | EPA 3010 | MPRP/6446 | EPA 6020 | ICPM/2854 |
| **3543106002** | **B37-1** | EPA 3010 | MPRP/6446 | EPA 6020 | ICPM/2854 |
| **3543106003** | **B37-1 DUP** | EPA 3010 | MPRP/6446 | EPA 6020 | ICPM/2854 |
| **3543106004** | **B37-2** | EPA 3010 | MPRP/6446 | EPA 6020 | ICPM/2854 |
| **3543106005** | **FA-1B** | EPA 3010 | MPRP/6446 | EPA 6020 | ICPM/2854 |
| **3543106006** | **B36** | EPA 3010 | MPRP/6446 | EPA 6020 | ICPM/2854 |

**Pace Analytical Services, Inc.**
8 East Tower Circle
Ormond Beach, FL 32174
(386)672-5668

# QUALITY CONTROL DATA CROSS REFERENCE TABLE

Project: Tomoka Semi-annual
Pace Project No.: 3543106

| Lab ID | Sample ID | QC Batch Method | QC Batch | Analytical Method | Analytical Batch |
|---|---|---|---|---|---|
| **3543106007** | **B34-2** | EPA 3010 | MPRP/6446 | EPA 6020 | ICPM/2854 |
| **3543106008** | **B64** | EPA 3010 | MPRP/6446 | EPA 6020 | ICPM/2854 |
| **3543106009** | **B34-1** | EPA 3010 | MPRP/6446 | EPA 6020 | ICPM/2854 |
| **3543106010** | **B38-1** | EPA 3010 | MPRP/6446 | EPA 6020 | ICPM/2854 |
| **3543106011** | **B38-2** | EPA 3010 | MPRP/6446 | EPA 6020 | ICPM/2854 |
| **3543106012** | **FA-2C** | EPA 3010 | MPRP/6446 | EPA 6020 | ICPM/2854 |
| **3543106013** | **B39** | EPA 3010 | MPRP/6446 | EPA 6020 | ICPM/2854 |
| **3543106014** | **MO5-B** | EPA 3010 | MPRP/6446 | EPA 6020 | ICPM/2854 |
| **3543106001** | **EQ Blank (11/14/11)** | EPA 7470 | MERP/2260 | EPA 7470 | MERC/2264 |
| **3543106002** | **B37-1** | EPA 7470 | MERP/2260 | EPA 7470 | MERC/2264 |
| **3543106003** | **B37-1 DUP** | EPA 7470 | MERP/2260 | EPA 7470 | MERC/2264 |
| **3543106004** | **B37-2** | EPA 7470 | MERP/2260 | EPA 7470 | MERC/2264 |
| **3543106005** | **FA-1B** | EPA 7470 | MERP/2260 | EPA 7470 | MERC/2264 |
| **3543106006** | **B36** | EPA 7470 | MERP/2260 | EPA 7470 | MERC/2264 |
| **3543106007** | **B34-2** | EPA 7470 | MERP/2260 | EPA 7470 | MERC/2264 |
| **3543106008** | **B64** | EPA 7470 | MERP/2260 | EPA 7470 | MERC/2264 |
| **3543106009** | **B34-1** | EPA 7470 | MERP/2260 | EPA 7470 | MERC/2264 |
| **3543106010** | **B38-1** | EPA 7470 | MERP/2260 | EPA 7470 | MERC/2264 |
| **3543106011** | **B38-2** | EPA 7470 | MERP/2260 | EPA 7470 | MERC/2264 |
| **3543106012** | **FA-2C** | EPA 7470 | MERP/2260 | EPA 7470 | MERC/2264 |
| **3543106013** | **B39** | EPA 7470 | MERP/2260 | EPA 7470 | MERC/2264 |
| **3543106014** | **MO5-B** | EPA 7470 | MERP/2260 | EPA 7470 | MERC/2264 |
| **3543106001** | **EQ Blank (11/14/11)** | EPA 8260 | MSV/4147 | | |
| **3543106002** | **B37-1** | EPA 8260 | MSV/4147 | | |
| **3543106003** | **B37-1 DUP** | EPA 8260 | MSV/4147 | | |
| **3543106004** | **B37-2** | EPA 8260 | MSV/4147 | | |
| **3543106005** | **FA-1B** | EPA 8260 | MSV/4147 | | |
| **3543106006** | **B36** | EPA 8260 | MSV/4147 | | |
| **3543106007** | **B34-2** | EPA 8260 | MSV/4157 | | |
| **3543106008** | **B64** | EPA 8260 | MSV/4147 | | |
| **3543106009** | **B34-1** | EPA 8260 | MSV/4147 | | |
| **3543106010** | **B38-1** | EPA 8260 | MSV/4147 | | |
| **3543106011** | **B38-2** | EPA 8260 | MSV/4147 | | |
| **3543106012** | **FA-2C** | EPA 8260 | MSV/4147 | | |
| **3543106013** | **B39** | EPA 8260 | MSV/4147 | | |
| **3543106014** | **MO5-B** | EPA 8260 | MSV/4147 | | |
| **3543106015** | **Trip Blank (11/14/11)** | EPA 8260 | MSV/4147 | | |
| **3543106001** | **EQ Blank (11/14/11)** | SM 2540C | WET/10933 | | |
| **3543106002** | **B37-1** | SM 2540C | WET/10933 | | |
| **3543106003** | **B37-1 DUP** | SM 2540C | WET/10933 | | |
| **3543106004** | **B37-2** | SM 2540C | WET/10933 | | |
| **3543106005** | **FA-1B** | SM 2540C | WET/10933 | | |
| **3543106006** | **B36** | SM 2540C | WET/10933 | | |
| **3543106007** | **B34-2** | SM 2540C | WET/10933 | | |
| **3543106008** | **B64** | SM 2540C | WET/10933 | | |
| **3543106009** | **B34-1** | SM 2540C | WET/10933 | | |

**Pace Analytical Services, Inc.**
8 East Tower Circle
Ormond Beach, FL 32174
(386)672-5668

# QUALITY CONTROL DATA CROSS REFERENCE TABLE

Project: Tomoka Semi-annual
Pace Project No.: 3543106

| Lab ID | Sample ID | QC Batch Method | QC Batch | Analytical Method | Analytical Batch |
|---|---|---|---|---|---|
| **3543106010** | **B38-1** | SM 2540C | WET/10933 | | |
| **3543106011** | **B38-2** | SM 2540C | WET/10933 | | |
| **3543106012** | **FA-2C** | SM 2540C | WET/10933 | | |
| **3543106013** | **B39** | SM 2540C | WET/10933 | | |
| **3543106014** | **MO5-B** | SM 2540C | WET/10933 | | |
| **3543106001** | **EQ Blank (11/14/11)** | EPA 300.0 | WETA/13387 | | |
| **3543106002** | **B37-1** | EPA 300.0 | WETA/13387 | | |
| **3543106003** | **B37-1 DUP** | EPA 300.0 | WETA/13387 | | |
| **3543106004** | **B37-2** | EPA 300.0 | WETA/13387 | | |
| **3543106005** | **FA-1B** | EPA 300.0 | WETA/13387 | | |
| **3543106006** | **B36** | EPA 300.0 | WETA/13387 | | |
| **3543106007** | **B34-2** | EPA 300.0 | WETA/13387 | | |
| **3543106008** | **B64** | EPA 300.0 | WETA/13387 | | |
| **3543106009** | **B34-1** | EPA 300.0 | WETA/13387 | | |
| **3543106010** | **B38-1** | EPA 300.0 | WETA/13387 | | |
| **3543106011** | **B38-2** | EPA 300.0 | WETA/13387 | | |
| **3543106012** | **FA-2C** | EPA 300.0 | WETA/13387 | | |
| **3543106013** | **B39** | EPA 300.0 | WETA/13387 | | |
| **3543106014** | **MO5-B** | EPA 300.0 | WETA/13387 | | |
| **3543106001** | **EQ Blank (11/14/11)** | EPA 300.0 | WETA/13389 | | |
| **3543106002** | **B37-1** | EPA 300.0 | WETA/13389 | | |
| **3543106003** | **B37-1 DUP** | EPA 300.0 | WETA/13389 | | |
| **3543106004** | **B37-2** | EPA 300.0 | WETA/13389 | | |
| **3543106005** | **FA-1B** | EPA 300.0 | WETA/13389 | | |
| **3543106006** | **B36** | EPA 300.0 | WETA/13389 | | |
| **3543106007** | **B34-2** | EPA 300.0 | WETA/13389 | | |
| **3543106008** | **B64** | EPA 300.0 | WETA/13389 | | |
| **3543106009** | **B34-1** | EPA 300.0 | WETA/13389 | | |
| **3543106010** | **B38-1** | EPA 300.0 | WETA/13389 | | |
| **3543106011** | **B38-2** | EPA 300.0 | WETA/13389 | | |
| **3543106012** | **FA-2C** | EPA 300.0 | WETA/13389 | | |
| **3543106013** | **B39** | EPA 300.0 | WETA/13389 | | |
| **3543106014** | **MO5-B** | EPA 300.0 | WETA/13389 | | |
| **3543106001** | **EQ Blank (11/14/11)** | EPA 350.1 | WETA/13450 | | |
| **3543106002** | **B37-1** | EPA 350.1 | WETA/13450 | | |
| **3543106003** | **B37-1 DUP** | EPA 350.1 | WETA/13450 | | |
| **3543106004** | **B37-2** | EPA 350.1 | WETA/13450 | | |
| **3543106005** | **FA-1B** | EPA 350.1 | WETA/13450 | | |
| **3543106006** | **B36** | EPA 350.1 | WETA/13450 | | |
| **3543106007** | **B34-2** | EPA 350.1 | WETA/13450 | | |
| **3543106008** | **B64** | EPA 350.1 | WETA/13450 | | |
| **3543106009** | **B34-1** | EPA 350.1 | WETA/13450 | | |
| **3543106010** | **B38-1** | EPA 350.1 | WETA/13450 | | |
| **3543106011** | **B38-2** | EPA 350.1 | WETA/13450 | | |
| **3543106012** | **FA-2C** | EPA 350.1 | WETA/13450 | | |
| **3543106013** | **B39** | EPA 350.1 | WETA/13450 | | |
| **3543106014** | **MO5-B** | EPA 350.1 | WETA/13450 | | |

Pace Analytical®
www.pacelabs.com

# CHAIN-OF-CUSTODY / Analytical Request Document

The Chain-of-Custody is a LEGAL DOCUMENT. All relevant fields must be completed accurately.

3543106

Page: 1 of 2

1424356

**Section A** Required Client Information:

Company: VOLUSIA COUNTY SOLID WASTE
Address: 1990 TOMOKA FARMS RD. DAYTONA BEACH, FL. 32124
Email To:
Phone: Fax:
Requested Due Date/TAT:

**Section B** Required Project Information:

Report To: MS. JENNIFER STICK
Copy To:
Purchase Order No.:
Project Name: TOMOKA SEMI-ANNUAL
Project Number:

**Section C** Invoice Information:

Attention:
Company Name:
Address:
Pace Quote Reference:
Pace Project Manager:
Pace Profile #:

**REGULATORY AGENCY**

☐ NPDES ☐ GROUND WATER ☐ DRINKING WATER
☐ UST ☐ RCRA ☐ OTHER _____

Site Location STATE: _____

**Section D** Required Client Information

Matrix Codes (MATRIX / CODE): Drinking Water DW; Water WT; Waste Water WW; Product P; Soil/Solid SL; Oil OL; Wipe WP; Air AR; Tissue TS; Other OT

Requested Analysis Filtered (Y/N)

| ITEM # | SAMPLE ID (A-Z, 0-9 / ,-) Sample IDs MUST BE UNIQUE | MATRIX CODE (see valid codes to left) | SAMPLE TYPE (G=GRAB C=COMP) | COLLECTED Composite Start DATE | Composite Start TIME | Composite End/Grab DATE | Composite End/Grab TIME | SAMPLE TEMP AT COLLECTION | # OF CONTAINERS | Unpreserved | $H_2SO_4$ | $HNO_3$ | HCl | NaOH | $Na_2S_2O_3$ | Methanol | Other | Analysis Test (Y/N) | NITRATE/Chloride/TDS | NH3 | 6010 METALS | 8011 EDB | 8260 VOC | Residual Chlorine (Y/N) | Pace Project No./ Lab I.D. |
|---|---|---|---|---|---|---|---|---|---|---|---|---|---|---|---|---|---|---|---|---|---|---|---|---|---|
| 1 | EQ | GW | G | | | 11-14-11 | 1010 | | 8 | 3 | 1 | 1 | 3 | | | | | | 1 | 1 | 1 | 2 | 3 | | |
| 2 | B37-1 | | | | | | 1032 | | | | | | | | | | | | | | | | | | |
| 3 | DUP | | | | | | 1032 | | | | | | | | | | | | | | | | | | |
| 4 | B37-2 | | | | | | 1118 | | | | | | | | | | | | | | | | | | |
| 5 | FA-1B | | | | | | 1144 | | | | | | | | | | | | | | | | | | |
| 6 | B36 | | | | | | 1203 | | | | | | | | | | | | | | | | | | |
| 7 | B34-2 | | | | | | 1220 | | | | | | | | | | | | | | | | | | |
| 8 | B64 | | | | | | 1248 | | | | | | | | | | | | | | | | | | |
| 9 | B34-1 | | | | | | 1313 | | | | | | | | | | | | | | | | | | |
| 10 | B38-1 | | | | | | 1338 | | | | | | | | | | | | | | | | | | |
| 11 | B38-2 | | | | | | 1412 | | | | | | | | | | | | | | | | | | |
| 12 | FA-2C | | | | | | 1427 | | | | | | | | | | | | | | | | | | |

| ADDITIONAL COMMENTS | RELINQUISHED BY / AFFILIATION | DATE | TIME | ACCEPTED BY / AFFILIATION | DATE | TIME | SAMPLE CONDITIONS | | | |
|---|---|---|---|---|---|---|---|---|---|---|
| | R. Higdon | 11-14-11 | 1650 | | 11/14/11 | 1650 | 1.2 | Y | | |
| | | | | | | 773 | | | | |

ORIGINAL

SAMPLER NAME AND SIGNATURE

PRINT Name of SAMPLER: ROGER HIGDON / JAMES STOCKBRIDGE

SIGNATURE of SAMPLER: Roger Higdon

DATE Signed (MM/DD/YY): 11/14/11

Temp in °C | Received on Ice (Y/N) | Custody Sealed Cooler (Y/N) | Samples Intact (Y/N)

*Important Note: By signing this form you are accepting Pace's NET 30 day payment terms and agreeing to late charges of 1.5% per month for any invoices not paid within 30 days.

F-ALL-Q-020rev.07, 15-May-2007

Pace Analytical®
www.pacelabs.com

# CHAIN-OF-CUSTODY / Analytical Request Document

The Chain-of-Custody is a LEGAL DOCUMENT. All relevant fields must be completed accurately.

3543106

Page: 2 of 2

1424355

**Section A**
Required Client Information:

Company: Volusia County Solid Waste
Address: 1990 Tomoka Farms Rd. Daytona Beach, FL. 32124
Email To:
Phone: Fax:
Requested Due Date/TAT:

**Section B**
Required Project Information:

Report To: Ms. Jennifer Stirk
Copy To:
Purchase Order No.:
Project Name: Tomoka semi-annual
Project Number:

**Section C**
Invoice Information:

Attention:
Company Name:
Address:
Pace Quote Reference:
Pace Project Manager:
Pace Profile #:

**REGULATORY AGENCY**

☐ NPDES ☐ GROUND WATER ☐ DRINKING WATER
☐ UST ☐ RCRA ☐ OTHER

Site Location
STATE:

**Section D**
Required Client Information

**SAMPLE ID**
(A-Z, 0-9 / ,-)
Sample IDs MUST BE UNIQUE

Matrix Codes
MATRIX / CODE

| | |
|---|---|
| Drinking Water | DW |
| Water | WT |
| Waste Water | WW |
| Product | P |
| Soil/Solid | SL |
| Oil | OL |
| Wipe | WP |
| Air | AR |
| Tissue | TS |
| Other | OT |

Requested Analysis Filtered (Y/N)

| ITEM # | SAMPLE ID | MATRIX CODE (see valid codes to left) | SAMPLE TYPE (G=GRAB C=COMP) | COLLECTED COMPOSITE START DATE | COLLECTED COMPOSITE START TIME | COLLECTED COMPOSITE END/GRAB DATE | COLLECTED COMPOSITE END/GRAB TIME | SAMPLE TEMP AT COLLECTION | # OF CONTAINERS | Unpreserved | $H_2SO_4$ | $HNO_3$ | HCl | NaOH | $Na_2S_2O_3$ | Methanol | Other | Analysis Test (Y/N): Nitrate/TDS/Cl | Nitrogen/Ammonia | COD | 8011 EDB | 8260 VOC | Residual Chlorine (Y/N) | Pace Project No./ Lab I.D. |
|---|---|---|---|---|---|---|---|---|---|---|---|---|---|---|---|---|---|---|---|---|---|---|---|---|---|
| 1 | B-34 | GW | G | | | 11-14-11 | 1445 | | 8 | 3 | 1 | 1 | 3 | | | | | 1 | 1 | 1 | 2 | 3 | | | |
| 2 | M05B | 1 | 1 | | | 1 | 1543 | | 1 | 1 | 1 | 1 | 1 | | | | | 1 | 1 | 1 | 1 | 1 | | | |
| 3 | Trip blanks | | | | | | | | 2 | | | | | | | | | | | | | | | | |
| 4 | | | | | | | | | | | | | | | | | | | | | | | | | |
| 5 | | | | | | | | | | | | | | | | | | | | | | | | | |
| 6 | | | | | | | | | | | | | | | | | | | | | | | | | |
| 7 | | | | | | | | | | | | | | | | | | | | | | | | | |
| 8 | | | | | | | | | | | | | | | | | | | | | | | | | |
| 9 | | | | | | | | | | | | | | | | | | | | | | | | | |
| 10 | | | | | | | | | | | | | | | | | | | | | | | | | |
| 11 | | | | | | | | | | | | | | | | | | | | | | | | | |
| 12 | | | | | | | | | | | | | | | | | | | | | | | | | |

| ADDITIONAL COMMENTS | RELINQUISHED BY / AFFILIATION | DATE | TIME | ACCEPTED BY / AFFILIATION | DATE | TIME | SAMPLE CONDITIONS | | | |
|---|---|---|---|---|---|---|---|---|---|---|
| | R Higdon | 11-14-11 | 1650 | | 11/14/11 | 1650 | 1.2 | Y | | |

ORIGINAL

SAMPLER NAME AND SIGNATURE

PRINT Name of SAMPLER: Roger Higdon / James Stockbridge

SIGNATURE of SAMPLER: R Higdon

DATE Signed (MM/DD/YY): 11/14/11

| Temp in °C | Received on Ice (Y/N) | Custody Sealed Cooler (Y/N) | Samples Intact (Y/N) |
|---|---|---|---|
| | | | |

*Important Note: By signing this form you are accepting Pace's NET 30 day payment terms and agreeing to late charges of 1.5% per month for any invoices not paid within 30 days.

# Pace Analytical Field Sampling Log

| Site Name: Tomoka Landfill Semi-Annual | Site Location: Volusia County, FL |
|---|---|

| Well #: EQ | Sample ID: | Date: 11/17/11 |
|---|---|---|

## PURGING DATA

YSI: 02606/2697

| Well Diameter: 2" | Tubing Diameter: 3/8" | Well Screen Interval Depth: Feet to | Static Depth to Water: | Sampling Device: PP |
|---|---|---|---|---|

Well Volume Purge: (Total Well Depth– Static Depth to Water) X Well Capacity= Well Volume

( - ) X 0.16 Gallons/Foot = Gallons

Equipment Volume Purge: Pump Volume + (Tubing Capacity X Tubing Length) + Flow Cell Volume= Equipment Volume

+( X )+ = Gallons

| Initial Pump or Tubing Depth in Well (Feet): | Final Pump or Tubing Depth in Well: | Purging Initiated At: | Purging Ended At: | Total Volume Purged (Gallons): |
|---|---|---|---|---|

| Time | Volume Purged (Gal) | CUMUL Volume Purged (Gal) | Purge Rate (gpm) | Depth to Water (Feet) | pH (Standard Units) | Temp. (°C) | Conductivity (µmhos/cm or µS/cm) | Dissolved Oxygen (circle mg/L or % saturation) | Turbidity (NTUs) | Color (Describe) | Odor (Describe) | ORP |
|---|---|---|---|---|---|---|---|---|---|---|---|---|
| 1010 | | | | | | | | | | | | |
| | | | | | | | | | | | | |
| | | | | | | | | | | | | |
| | | | | | | | | | | | | |
| | | | | | | | | | | | | |
| | | | | | | | | | | | | |
| | | | | | | | | | | | | |
| | | | | | | | | | | | | |
| | | | | | | | | | | | | |
| | | | | | | | | | | | | |

Well Capacity (Gallons Per Foot): 0.75" = 0.02; 1" = 0.04; 1.25" = 0.06; 2" = 0.16; 3" = 0.37; 4" = 0.65; 5" = 1.02; 6" = 1.47; 12" = 5.88
Tubing Inside DIA. Capacity (Gal./Ft.): 1/8" = 0.0006; 3/16" = 0.0014; 1/4" = 0.0026; 5/16" = 0.004; 3/8" = 0.006; 1/2" = 0.010; 5/8" = 0.016

## SAMPLING DATA

| Sampled By (Print) James Stockbridge / Pace | Sampler(s) Signatures | Sampling Initiated At: 1010 | Sampling Ended At: |
|---|---|---|---|

| Pump or Tubing Depth in Well (Feet): | Sample Pump Flow Rate (mL per minute): 100-200ml | Tubing Material Code: PE | Field Decontamination: [Yes] [No] | Field-Filtered: [Yes] [No] Filter Size: µm | Duplicate: [Yes] [No] |
|---|---|---|---|---|---|

| Sample ID Code | # Containers | Material Code | Volume | Preservative Used | Total Volume Added in Field (mL) | Final pH | Intended Analysis and/or Method | Sampling Equipment Code |
|---|---|---|---|---|---|---|---|---|
| | | | | | | | | |
| | | | | | | | | |
| | | | | | | | | |
| | | | | | | | | |
| | | | | | | | | |

**Weather Conditions**
[✓] Sunny
[ ] Partly Cloudy
[ ] Cloudy
Temperature: 64
Rain: [Yes] [No]
Wind Speed: 5-10
Wind Direction: W

[ ] **Surface Water** Taken From:
Total Depth:_____ [ ] Shore [ ] Surface
Type: [ ] Lake [ ] Stream [ ] Boat [ ] Mid-Depth
[ ] River [ ] Other _____ [ ] Bridge [ ] Bottom
[ ] Wading [ ] Other

[ ] **Waste Water**: Start Time _____ Finish Time _____
Sampling Point:_____ Volume:_____
[ ] Composite [ ] Grab
mL per: [ ] Hour [ ] ½ Hour [ ]

[ ] Soils/Sediment Sampling Point: Sample Depth: [ ] Composite [ ] Grab

[ ] Drum Waste Type: Layers [Yes] [No] [ ] Composite [ ] Grab

[ ] Other: Sampling Point: Sample Depth: [ ] Composite [ ] Grab

**Discharged Method** [ ] **Ground** [ ] **Barrel** **On Ice @** **Bottles Preserved <2pH**

Field Notes:

**See Work Order/Bottle Order**

# Pace Analytical Field Sampling Log

| | |
|---|---|
| Site Name: Tomoka Landfill Semi-Annual | Site Location: Volusia County, FL |
| Well #: B37-1 / DUP | Sample ID: |
| | Date: 11/14/11 |

## PURGING DATA

YSI 2606/2697

| Well Diameter: 2" | Tubing Diameter: 3/8" | Well Screen Interval Depth: Feet to | Static Depth to Water: 1.65 | Sampling Device: PP |
|---|---|---|---|---|

Well Volume Purge: (Total Well Depth– Static Depth to Water) X Well Capacity= Well Volume

(37.70 - 1.65 ) X 0.16 Gallons/Foot = 5.768 Gallons

Equipment Volume Purge: Pump Volume + (Tubing Capacity X Tubing Length) + Flow Cell Volume= Equipment Volume

+( X )+ = Gallons

| Initial Pump or Tubing Depth in Well (Feet): 7 | Final Pump or Tubing Depth in Well: 7 | Purging Initiated At: 1004 | Purging Ended At: 1031 | Total Volume Purged (Gallons): 13.5 |
|---|---|---|---|---|

| Time | Volume Purged (Gal) | CUMUL Volume Purged (Gal) | Purge Rate (gpm) | Depth to Water (Feet) | pH (Standard Units) | Temp. (°C) | Conductivity (µmhos/cm or mS/cm) | Dissolved Oxygen (circle mg/L or % saturation) | Turbidity (NTUs) | Color (Describe) | Odor (Describe) | ORP |
|---|---|---|---|---|---|---|---|---|---|---|---|---|
| 1016 | 6.0 | 6.0 | .50 | 3.18 | 6.32 | 23.25 | 2028 | 0.27 | 14.0 | Brown | 425 | -56.3 |
| 1019 | 1.50 | 7.5 | | | 6.32 | 23.53 | 2020 | 0.25 | 9.41 | | | -57.7 |
| 1022 | 1.50 | 9.0 | | | 6.41 | 23.45 | 2317 | 0.23 | 10.28 | | | -71.3 |
| 1025 | 1.50 | 10.5 | | | 6.43 | 23.40 | 2414 | 0.22 | 2.59 | | | -81.8 |
| 1028 | 1.50 | 12 | | | 6.43 | 23.36 | 2433 | 0.24 | 3.14 | | | -91.0 |
| 1031 | 1.50 | 13.5 | | | 6.43 | 23.37 | 2461 | 0.23 | 3.57 | | | -75.3 |

Well Capacity (Gallons Per Foot): 0.75" = 0.02; 1" = 0.04; 1.25" = 0.06; 2" = 0.16; 3" = 0.37; 4" = 0.65; 5" = 1.02; 6" = 1.47; 12" = 5.88
Tubing Inside DIA. Capacity (Gal./Ft.): 1/8" = 0.0006; 3/16" = 0.0014; 1/4" = 0.0026; 5/16" = 0.004; 3/8" = 0.006; 1/2" = 0.010; 5/8" = 0.016

## SAMPLING DATA

| Sampled By (Print) | Sampler(s) Signatures | Sampling Initiated At: | Sampling Ended At: |
|---|---|---|---|
| Roger Higdon / Pace | R. Higdon | 1032 | 1054 |

| Pump or Tubing Depth in Well (Feet): | Sample Pump Flow Rate (mL per minute): | Tubing Material Code: | Field Decontamination: | Field-Filtered: | Duplicate: |
|---|---|---|---|---|---|
| 7 | 100-200ml | PE | [Yes] [No] | [Yes] [No] Filter Size: µm | [Yes] [No] |

| Sample ID Code | # Containers | Material Code | Volume | Preservative Used | Total Volume Added in Field (mL) | Final pH | Intended Analysis and/or Method | Sampling Equipment Code |
|---|---|---|---|---|---|---|---|---|
| | | | | | | | | |
| | | | | | | | | |
| | | | | | | | | |
| | | | | | | | | |
| | | | | | | | | |

**Weather Conditions**
[✓] Sunny
[ ] Partly Cloudy
[ ] Cloudy
Temperature: 75°
Rain: [Yes] [No]
Wind Speed: 0-5
Wind Direction: NE

[ ] **Surface Water** Taken From:
Total Depth:_____ [ ] Shore [ ] Surface
Type: [ ] Lake [ ] Stream [ ] Boat [ ] Mid-Depth
[ ] River [ ] Other _____ [ ] Bridge [ ] Bottom
[ ] Wading [ ] Other

[ ] **Waste Water**: Start Time _____ Finish Time _____
Sampling Point:_____ Volume:_____
[ ] Composite [ ] Grab
mL per: [ ] Hour [ ] ½ Hour [ ]

[ ] Soils/Sediment Sampling Point: Sample Depth: [ ] Composite [ ] Grab

[ ] Drum Waste Type: Layers [Yes] [No] [ ] Composite [ ] Grab

[ ] Other: Sampling Point: Sample Depth: [ ] Composite [ ] Grab

**Discharged Method** [✓] **Ground** [ ] **Barrel** **On Ice @** 1055 **Bottles Preserved <2pH**

Field Notes:

**See Work Order/Bottle Order**

# Pace Analytical Field Sampling Log

| Site Name: Tomoka Landfill Semi-Annual | Site Location: Volusia County, FL |
|---|---|

| Well #: B37-2 | Sample ID: | Date: 11/14/11 |
|---|---|---|

## PURGING DATA

YSI 2606/2697

| Well Diameter: 2" | Tubing Diameter: 3/8" | Well Screen Interval Depth: Feet to | Static Depth to Water: 1.15 | Sampling Device: PP |
|---|---|---|---|---|

Well Volume Purge: (Total Well Depth– Static Depth to Water) X Well Capacity= Well Volume

( 16.92 - 1.15 ) X 0.16 Gallons/Foot = 2.5232 Gallons

Equipment Volume Purge: Pump Volume + (Tubing Capacity X Tubing Length) + Flow Cell Volume= Equipment Volume

+( X )+ = Gallons

| Initial Pump or Tubing Depth in Well (Feet): 7 | Final Pump or Tubing Depth in Well: 7 | Purging Initiated At: 1100 | Purging Ended At: 1117 | Total Volume Purged (Gallons): 4.25 |
|---|---|---|---|---|

| Time | Volume Purged (Gal) | CUMUL Volume Purged (Gal) | Purge Rate (gpm) | Depth to Water (Feet) | pH (Standard Units) | Temp. (°C) | Conductivity (µmhos/cm or µS/cm) | Dissolved Oxygen (circle mg/L or % saturation) | Turbidity (NTUs) | Color (Describe) | Odor (Describe) | ORP |
|---|---|---|---|---|---|---|---|---|---|---|---|---|
| 1111 | 2.75 | 2.75 | .25 | 2.91 | 6.36 | 24.24 | 463 | 0.32 | 9.0 | LT BROWN | NS | 23.0 |
| 1114 | .75 | 3.50 | | 2.99 | 6.37 | 24.05 | 458 | 0.27 | 8.23 | | | 23.5 |
| 1117 | .75 | 4.25 | | 3.01 | 6.38 | 24.05 | 453 | 0.25 | 7.37 | | | 23.9 |
| | | | | | | | | | | | | |
| | | | | | | | | | | | | |
| | | | | | | | | | | | | |
| | | | | | | | | | | | | |
| | | | | | | | | | | | | |
| | | | | | | | | | | | | |
| | | | | | | | | | | | | |

Well Capacity (Gallons Per Foot): **0.75"** = 0.02; **1"** = 0.04; **1.25"** = 0.06; **2"** = 0.16; **3"** = 0.37; **4"** = 0.65; **5"** = 1.02; **6"** = 1.47; **12"** = 5.88
**Tubing Inside DIA. Capacity** (Gal./Ft.): **1/8"** = 0.0006; **3/16"** = 0.0014; **1/4"** = 0.0026; **5/16"** = 0.004; **3/8"** = 0.006; **1/2"** = 0.010; **5/8"** = 0.016

## SAMPLING DATA

| Sampled By (Print) | Sampler(s) Signatures | Sampling Initiated At: | Sampling Ended At: |
|---|---|---|---|
| Roger Higdon / Pace | R. Higdon | 1118 | 1130 |

| Pump or Tubing Depth in Well (Feet): | Sample Pump Flow Rate (mL per minute): | Tubing Material Code: | Field Decontamination: | Field-Filtered: | Duplicate: |
|---|---|---|---|---|---|
| 7 | 100-200ml | PE | [Yes] [No] | [Yes] [No] Filter Size: µm | [Yes] [No] |

| Sample ID Code | # Containers | Material Code | Volume | Preservative Used | Total Volume Added in Field (mL) | Final pH | Intended Analysis and/or Method | Sampling Equipment Code |
|---|---|---|---|---|---|---|---|---|
| | | | | | | | | |
| | | | | | | | | |
| | | | | | | | | |
| | | | | | | | | |
| | | | | | | | | |

**Weather Conditions**
[ ] Sunny
[ ] Partly Cloudy
[ ] Cloudy
Temperature: 75.0
Rain: [Yes] [No]
Wind Speed: 5.5
Wind Direction: NE

[ ] **Surface Water** Taken From:
Total Depth:_____ [ ] Shore [ ] Surface
Type: [ ] Lake [ ] Stream [ ] Boat [ ] Mid-Depth
[ ] River [ ] Other _____ [ ] Bridge [ ] Bottom
[ ] Wading [ ] Other

[ ] **Waste Water**: Start Time _____ Finish Time _____
Sampling Point:_____ Volume:_____
[ ] Composite [ ] Grab
mL per: [ ] Hour [ ] ½ Hour [ ]

[ ] Soils/Sediment Sampling Point: Sample Depth: [ ] Composite [ ] Grab

[ ] Drum Waste Type: Layers [Yes] [No] [ ] Composite [ ] Grab

[ ] Other: Sampling Point: Sample Depth: [ ] Composite [ ] Grab

**Discharged Method** [✓] **Ground** [ ] **Barrel** **On Ice @** 1131 **Bottles Preserved <2pH**

Field Notes:

**See Work Order/Bottle Order**

# Pace Analytical Field Sampling Log

| Site Name: Tomoka Landfill Semi-Annual | Site Location: Volusia County, FL |
|---|---|
| Well #: FA-1B / Sample ID: | Date: 11/14/11 |

## PURGING DATA

YSI: 02606(2697)

| Well Diameter: 3/4" 2" 4" | Tubing Diameter: 3/8" | Well Screen Interval Depth: Feet to | Static Depth to Water: 13.78 | Sampling Device: PP |
|---|---|---|---|---|

Well Volume Purge: (Total Well Depth– Static Depth to Water) X Well Capacity= Well Volume

( 98.18 - 13.78 ) X ~~0.16~~ 3/8 0.65 Gallons/Foot = 54.86 Gallons

Equipment Volume Purge: Pump Volume + (Tubing Capacity X Tubing Length) + Flow Cell Volume= Equipment Volume

+( X )+ = Gallons

| Initial Pump or Tubing Depth in Well (Feet): 16 | Final Pump or Tubing Depth in Well: 16 | Purging Initiated At: 1020 | Purging Ended At: 1143 | Total Volume Purged (Gallons): 83.00 |
|---|---|---|---|---|

| Time | Volume Purged (Gal) | CUMUL Volume Purged (Gal) | Purge Rate (gpm) | Depth to Water (Feet) | pH (Standard Units) | Temp. (°C) | Conductivity (µmhos/cm or mS/cm) | Dissolved Oxygen (circle mg/L or % saturation) | Turbidity (NTUs) | Color (Describe) | Odor (Describe) | ORP |
|---|---|---|---|---|---|---|---|---|---|---|---|---|
| 1115 | 55.00 | 55.00 | 1.0 | 14.60 | 7.15 | 22.45 | 576 | 6.05 | 0.00 | none | none | -97.8 |
| 1129 | 14.00 | 69.00 | 1 | 14.60 | 7.14 | 22.47 | 576 | 6.04 | 0.00 | 1 | 1 | -101.4 |
| 1143 | 14.00 | 83.00 | 1 | 14.60 | 7.14 | 22.55 | 576 | 6.04 | 0.00 | 1 | 1 | -98.9 |
| | | | | | | | | | | | | |
| | | | | | | | | | | | | |
| | | | | | | | | | | | | |
| | | | | | | | | | | | | |
| | | | | | | | | | | | | |
| | | | | | | | | | | | | |
| | | | | | | | | | | | | |

Well Capacity (Gallons Per Foot): 0.75" = 0.02; 1" = 0.04; 1.25" = 0.06; 2" = 0.16; 3" = 0.37; 4" = 0.65; 5" = 1.02; 6" = 1.47; 12" = 5.88
Tubing Inside DIA. Capacity (Gal./FL.): 1/8" = 0.0006; 3/16" = 0.0014; 1/4" = 0.0026; 5/16" = 0.004; 3/8" = 0.006; 1/2" = 0.010; 5/8" = 0.016

## SAMPLING DATA

| Sampled By (Print) | Sampler(s) Signatures | Sampling Initiated At: | Sampling Ended At: |
|---|---|---|---|
| James Stockbridge / Pace | | 1144 | 1153 |

| Pump or Tubing Depth in Well (Feet): | Sample Pump Flow Rate (mL per minute): | Tubing Material Code: | Field Decontamination: | Field-Filtered: | Duplicate: |
|---|---|---|---|---|---|
| 16 | 100-200ml | PE | [Yes] [No] | [Yes] [No] Filter Size: ___µm | [Yes] [No] |

| Sample ID Code | # Containers | Material Code | Volume | Preservative Used | Total Volume Added in Field (mL) | Final pH | Intended Analysis and/or Method | Sampling Equipment Code |
|---|---|---|---|---|---|---|---|---|
| | | | | | | | | |
| | | | | | | | | |
| | | | | | | | | |
| | | | | | | | | |
| | | | | | | | | |

**Weather Conditions**
[✓] Sunny
[ ] Partly Cloudy
[ ] Cloudy
Temperature: 60
Rain: [Yes] [No]
Wind Speed: 5-10
Wind Direction: N

[ ] **Surface Water** Taken From:
Total Depth:_____ [ ] Shore [ ] Surface
Type: [ ] Lake [ ] Stream [ ] Boat [ ] Mid-Depth
[ ] River [ ] Other _____ [ ] Bridge [ ] Bottom
[ ] Wading [ ] Other

[ ] **Waste Water:** Start Time _____ Finish Time _____
Sampling Point:_____ Volume:_____
[ ] Composite [ ] Grab
mL per: [ ] Hour [ ] ½ Hour [ ]

[ ] Soils/Sediment Sampling Point: Sample Depth: [ ] Composite [ ] Grab

[ ] Drum Waste Type: Layers [Yes] [No] [ ] Composite [ ] Grab

[ ] Other: Sampling Point: Sample Depth: [ ] Composite [ ] Grab

**Discharged Method** [✓] **Ground** [ ] **Barrel** **On Ice @** 1154 **Bottles Preserved <2pH**

Field Notes:

**See Work Order/Bottle Order**

# Pace Analytical Field Sampling Log

| Site Name: Tomoka Landfill Semi-Annual | Site Location: Volusia County, FL |
|---|---|
| Well #: B36 | Sample ID: | Date: 11 / 14 / 11 |

## PURGING DATA

YSI 2606/2697

| Well Diameter: 2" | Tubing Diameter: 3/8" | Well Screen Interval Depth: Feet to | Static Depth to Water: 1.53 | Sampling Device: PP |
|---|---|---|---|---|

Well Volume Purge: (Total Well Depth– Static Depth to Water) X Well Capacity= Well Volume

(34.35 - 1.53) X 0.16 Gallons/Foot = 5.2512 Gallons

Equipment Volume Purge: Pump Volume + (Tubing Capacity X Tubing Length) + Flow Cell Volume= Equipment Volume

+( X )+ = Gallons

| Initial Pump or Tubing Depth in Well (Feet): 7 | Final Pump or Tubing Depth in Well: 8 | Purging Initiated At: 1138 | Purging Ended At: 1202 | Total Volume Purged (Gallons): 11.5 |
|---|---|---|---|---|

| Time | Volume Purged (Gal) | CUMUL Volume Purged (Gal) | Purge Rate (gpm) | Depth to Water (Feet) | pH (Standard Units) | Temp. (°C) | Conductivity (µmhos/cm or µS/cm) | Dissolved Oxygen (circle mg/L or % Saturation) | Turbidity (NTUs) | Color (Describe) | Odor (Describe) | ORP |
|---|---|---|---|---|---|---|---|---|---|---|---|---|
| 1150 | 5.50 | 5.50 | .50 | 6.12 | 6.36 | 23.73 | 976 | 0.16 | 3.40 | no | no | -29.2 |
| 1153 | 1.50 | 7.0 | | 6.23 | 6.27 | 23.70 | 1191 | 0.13 | 1.91 | | yes | -19.5 |
| 1156 | 1.50 | 8.5 | | 6.24 | 6.27 | 23.62 | 1604 | 0.12 | 1.48 | | | -18.1 |
| 1159 | 1.50 | 10 | | 6.29 | 6.30 | 23.63 | 1663 | 0.15 | 0.92 | | | -22.6 |
| 1202 | 1.50 | 11.5 | | | 6.32 | 23.65 | 1668 | 0.13 | 1.02 | | | -24.8 |
| | | | | | | | | | | | | |
| | | | | | | | | | | | | |
| | | | | | | | | | | | | |
| | | | | | | | | | | | | |
| | | | | | | | | | | | | |

Well Capacity (Gallons Per Foot): 0.75" = 0.02; 1" = 0.04; 1.25" = 0.06; 2" = 0.16; 3" = 0.37; 4" = 0.65; 5" = 1.02; 6" = 1.47; 12" = 5.88
Tubing Inside DIA. Capacity (Gal./Ft.): 1/8" = 0.0006; 3/16" = 0.0014; 1/4" = 0.0026; 5/16" = 0.004; 3/8" = 0.006; 1/2" = 0.010; 5/8" = 0.016

## SAMPLING DATA

| Sampled By (Print) Roger Higdon / Pace | Sampler(s) Signatures R. Higdon | Sampling Initiated At: 1203 | Sampling Ended At: 1215 |
|---|---|---|---|

| Pump or Tubing Depth in Well (Feet): 8 | Sample Pump Flow Rate (mL per minute): 100-200ml | Tubing Material Code: PE | Field Decontamination: [Yes] [No] | Field-Filtered: [Yes] [No] Filter Size: µm | Duplicate: [Yes] [No] |
|---|---|---|---|---|---|

| Sample ID Code | # Containers | Material Code | Volume | Preservative Used | Total Volume Added in Field (mL) | Final pH | Intended Analysis and/or Method | Sampling Equipment Code |
|---|---|---|---|---|---|---|---|---|
| | | | | | | | | |
| | | | | | | | | |
| | | | | | | | | |
| | | | | | | | | |
| | | | | | | | | |

**Weather Conditions**
[ ] Sunny
[✓] Partly Cloudy
[ ] Cloudy
Temperature: 79.0
Rain: [Yes] [No]
Wind Speed: 0-3
Wind Direction: NE

[ ] **Surface Water** Taken From:
Total Depth:_____ [ ] Shore [ ] Surface
Type: [ ] Lake [ ] Stream [ ] Boat [ ] Mid-Depth
[ ] River [ ] Other _____ [ ] Bridge [ ] Bottom
[ ] Wading [ ] Other

[ ] **Waste Water:** Start Time _____ Finish Time _____
Sampling Point:_____ Volume:_____
[ ] Composite [ ] Grab
mL per: [ ] Hour [ ] ½ Hour [ ]

[ ] Soils/Sediment Sampling Point: Sample Depth: [ ] Composite [ ] Grab

[ ] Drum Waste Type: Layers [Yes] [No] [ ] Composite [ ] Grab

[ ] Other: Sampling Point: Sample Depth: [ ] Composite [ ] Grab

**Discharged Method** [✓] **Ground** [ ] **Barrel** **On Ice @** 1216 **Bottles Preserved <2pH**

Field Notes: WELL CAP/LOCK DOT WORKING PROPERLY, WOULD NOT LATCH!

\Field\Field Sheets

**See Work Order/Bottle Order**

# Pace Analytical Field Sampling Log

| Site Name: Tomoka Landfill Semi-Annual | Site Location: Volusia County, FL |
|---|---|

| Well #: B 34-2 | Sample ID: | Date: 11/14/11 |
|---|---|---|

## PURGING DATA

YSI: 02606/2697

| Well Diameter: 2" | Tubing Diameter: 3/8" | Well Screen Interval Depth: Feet to | Static Depth to Water: 1.79 | Sampling Device: PP |
|---|---|---|---|---|

Well Volume Purge: (Total Well Depth– Static Depth to Water) X Well Capacity= Well Volume

( 17.00 - 1.79 ) X 0.16 Gallons/Foot = 2.4336 Gallons

Equipment Volume Purge: Pump Volume + (Tubing Capacity X Tubing Length) + Flow Cell Volume= Equipment Volume

+( X )+ = Gallons

| Initial Pump or Tubing Depth in Well (Feet): 5 | Final Pump or Tubing Depth in Well: 5 | Purging Initiated At: 1200 | Purging Ended At: 1219 | Total Volume Purged (Gallons): 4.75 |
|---|---|---|---|---|

| Time | Volume Purged (Gal) | CUMUL Volume Purged (Gal) | Purge Rate (gpm) | Depth to Water (Feet) | pH (Standard Units) | Temp. (°C) | Conductivity (µmhos/cm or mS/cm) | Dissolved Oxygen (circle mg/L or % saturation) | Turbidity (NTUs) | Color (Describe) | Odor (Describe) | ORP |
|---|---|---|---|---|---|---|---|---|---|---|---|---|
| 1210 | 2.50 | 2.50 | .25 | 4.25 | 7.13 | 24.25 | 1311 | 0.06 | 2.59 | ORANGE | Yes | -171.6 |
| 1215 | .75 | 3.25 | | 4.25 | 7.13 | 23.62 | 1313 | 0.06 | 2.11 | | | -172.1 |
| 1216 | .75 | 4.00 | | 4.25 | 7.12 | 23.60 | 1319 | 0.06 | 1.78 | | | -171.2 |
| 1219 | .75 | 4.75 | | 4.25 | 7.12 | 23.58 | 1320 | 0.06 | 1.33 | | | -170.9 |
| | | | | | | | | | | | | |
| | | | | | | | | | | | | |
| | | | | | | | | | | | | |
| | | | | | | | | | | | | |
| | | | | | | | | | | | | |
| | | | | | | | | | | | | |

Well Capacity (Gallons Per Foot): 0.75" = 0.02; 1" = 0.04; 1.25" = 0.06; 2" = 0.16; 3" = 0.37; 4" = 0.65; 5" = 1.02; 6" = 1.47; 12" = 5.88
Tubing Inside DIA. Capacity (Gal./Ft.): 1/8" = 0.0006; 3/16" = 0.0014; 1/4" = 0.0026; 5/16" = 0.004; 3/8" = 0.006; 1/2" = 0.010; 5/8" = 0.016

## SAMPLING DATA

| Sampled By (Print) James Stockbridge / Pace | Sampler(s) Signatures | Sampling Initiated At: 1220 | Sampling Ended At: 1230 |
|---|---|---|---|

| Pump or Tubing Depth in Well (Feet): 5 | Sample Pump Flow Rate (mL per minute): 100-200ml | Tubing Material Code: PE | Field Decontamination: [Yes] [No] | Field-Filtered: [Yes] [No] Filter Size: ___ µm | Duplicate: [Yes] [No] |
|---|---|---|---|---|---|

| Sample ID Code | # Containers | Material Code | Volume | Preservative Used | Total Volume Added in Field (mL) | Final pH | Intended Analysis and/or Method | Sampling Equipment Code |
|---|---|---|---|---|---|---|---|---|
| | | | | | | | | |
| | | | | | | | | |
| | | | | | | | | |
| | | | | | | | | |
| | | | | | | | | |

**Weather Conditions**
[ ] Sunny
[ ] Partly Cloudy
[✓] Cloudy
Temperature: 66
Rain: [Yes] [No]
Wind Speed: 5
Wind Direction: W

[ ] Surface Water — Taken From: [ ] Shore [ ] Surface [ ] Boat [ ] Mid-Depth [ ] Bridge [ ] Bottom [ ] Wading [ ] Other
Total Depth:_____
Type: [ ] Lake [ ] Stream [ ] River [ ] Other _____

[ ] Waste Water: Start Time _____ Finish Time _____
Sampling Point:_____ Volume:_____
[ ] Composite [ ] Grab
mL per: [ ] Hour [ ] ½ Hour [ ]

[ ] Soils/Sediment Sampling Point: Sample Depth: [ ] Composite [ ] Grab

[ ] Drum Waste Type: Layers [Yes] [No] [ ] Composite [ ] Grab

[ ] Other: Sampling Point: Sample Depth: [ ] Composite [ ] Grab

**Discharged Method** [✓] **Ground** [ ] **Barrel** **On Ice @** 1231 **Bottles Preserved <2pH**

Field Notes: ANT MOUND INSIDE WELL CASING.

:\Field\Field Sheets

**See Work Order/Bottle Order**

# Pace Analytical Field Sampling Log

| Site Name: Tomoka Landfill Semi-Annual | Site Location: Volusia County, FL |
|---|---|
| Well #: B64 | Sample ID: | Date: 11/14/11 |

## PURGING DATA

YSI 2606/2697

| Well Diameter: 2" | Tubing Diameter: 3/8" | Well Screen Interval Depth: Feet to | Static Depth to Water: 1.80 | Sampling Device: PP |
|---|---|---|---|---|

Well Volume Purge: (Total Well Depth– Static Depth to Water) X Well Capacity= Well Volume

(17.55 - 1.80) X 0.16 Gallons/Foot = 2.52 Gallons

Equipment Volume Purge: Pump Volume + (Tubing Capacity X Tubing Length) + Flow Cell Volume= Equipment Volume

+( X )+ = Gallons

| Initial Pump or Tubing Depth in Well (Feet): 7 | Final Pump or Tubing Depth in Well: 7 | Purging Initiated At: 1230 | Purging Ended At: 1247 | Total Volume Purged (Gallons): 4.25 |
|---|---|---|---|---|

| Time | Volume Purged (Gal) | CUMUL Volume Purged (Gal) | Purge Rate (gpm) | Depth to Water (Feet) | pH (Standard Units) | Temp. (°C) | Conductivity (µmhos/cm or mS/cm) | Dissolved Oxygen (circle mg/L or % saturation) | Turbidity (NTUs) | Color (Describe) | Odor (Describe) | ORP |
|---|---|---|---|---|---|---|---|---|---|---|---|---|
| 1241 | 2.75 | 2.75 | .25 | 3.52 | 5.54 | 22.78 | 733 | 0.20 | 11.2 | BROWN | NS | -36.6 |
| 1244 | .75 | 3.50 | | 3.71 | 5.91 | 22.75 | 735 | 0.25 | 7.04 | | | -43.2 |
| 1247 | .75 | 4.25 | | 3.99 | 5.96 | 22.77 | 735 | 0.26 | 7.19 | | | -46.6 |

Well Capacity (Gallons Per Foot): 0.75" = 0.02; 1" = 0.04; 1.25" = 0.06; 2" = 0.16; 3" = 0.37; 4" = 0.65; 5" = 1.02; 6" = 1.47; 12" = 5.88
Tubing Inside DIA. Capacity (Gal./Ft.): 1/8" = 0.0006; 3/16" = 0.0014; 1/4" = 0.0026; 5/16" = 0.004; 3/8" = 0.006; 1/2" = 0.010; 5/8" = 0.016

## SAMPLING DATA

| Sampled By (Print) Roger Higdon / Pace | Sampler(s) Signatures R. Higdon | Sampling Initiated At: 1248 | Sampling Ended At: 1300 |
|---|---|---|---|

| Pump or Tubing Depth in Well (Feet): 7 | Sample Pump Flow Rate (mL per minute): 100-200ml | Tubing Material Code: PE | Field Decontamination: [Yes] [No] | Field-Filtered: [Yes] [No] Filter Size: µm | Duplicate: [Yes] [No] |
|---|---|---|---|---|---|

| Sample ID Code | # Containers | Material Code | Volume | Preservative Used | Total Volume Added in Field (mL) | Final pH | Intended Analysis and/or Method | Sampling Equipment Code |
|---|---|---|---|---|---|---|---|---|
| | | | | | | | | |

**Weather Conditions**
[ ] Sunny
[✓] Partly Cloudy
[ ] Cloudy
Temperature: 70
Rain: [Yes] [No]
Wind Speed: 0-3
Wind Direction: NE

[ ] **Surface Water** Taken From:
Total Depth:_____ [ ] Shore [ ] Surface
Type: [ ] Lake [ ] Stream [ ] Boat [ ] Mid-Depth
[ ] River [ ] Other _____ [ ] Bridge [ ] Bottom
[ ] Wading [ ] Other

[ ] **Waste Water:** Start Time _____ Finish Time _____
Sampling Point:_____ Volume:_____
[ ] Composite [ ] Grab
mL per: [ ] Hour [ ] ½ Hour [ ]

[ ] Soils/Sediment Sampling Point: Sample Depth: [ ] Composite [ ] Grab

[ ] Drum Waste Type: Layers [Yes] [No] [ ] Composite [ ] Grab

[ ] Other: Sampling Point: Sample Depth: [ ] Composite [ ] Grab

**Discharged Method** [✓] **Ground** [ ] **Barrel** **On Ice @** 1301 **Bottles Preserved <2pH**

Field Notes:

**See Work Order/Bottle Order**

# Pace Analytical Field Sampling Log

| Site Name: Tomoka Landfill Semi-Annual | Site Location: Volusia County, FL | |
|---|---|---|
| Well #: B34-1 | Sample ID: | Date: 11/14/11 |

## PURGING DATA

YSI: 02606/2697

| Well Diameter: 2" | Tubing Diameter: 3/8" | Well Screen Interval Depth: Feet to | Static Depth to Water: 3.65 | Sampling Device: PP |
|---|---|---|---|---|

Well Volume Purge: (Total Well Depth– Static Depth to Water) X Well Capacity= Well Volume

( 34.21 - 3.65 ) X 0.16 Gallons/Foot = 4.8894 Gallons

Equipment Volume Purge: Pump Volume + (Tubing Capacity X Tubing Length) + Flow Cell Volume= Equipment Volume

+( X )+ = Gallons

| Initial Pump or Tubing Depth in Well (Feet): 7 | Final Pump or Tubing Depth in Well: 7 | Purging Initiated At: 1237 | Purging Ended At: 1312 | Total Volume Purged (Gallons): 8.75 |
|---|---|---|---|---|

| Time | Volume Purged (Gal) | CUMUL Volume Purged (Gal) | Purge Rate (gpm) | Depth to Water (Feet) | pH (Standard Units) | Temp. (°C) | Conductivity (µmhos/cm or µS/cm) | Dissolved Oxygen (circle mg/L or % saturation) | Turbidity (NTUs) | Color (Describe) | Odor (Describe) | ORP |
|---|---|---|---|---|---|---|---|---|---|---|---|---|
| 1257 | 5.00 | 5.00 | .25 | 5.67 | 6.63 | 23.49 | 1026 | 0.07 | 1.70 | none | none | -91.7 |
| 1302 | 1.25 | 6.25 | \| | 5.67 | 6.56 | 23.16 | 1025 | 0.06 | 0.00 | \| | \| | -91.2 |
| 1307 | 1.25 | 7.50 | \| | 5.67 | 6.56 | 23.17 | 1025 | 0.03 | 0.91 | \| | \| | -91.4 |
| 1312 | 1.25 | 8.75 | \| | 5.67 | 6.56 | 23.20 | 1025 | 0.04 | 0.34 | \| | \| | -90.9 |
| | | | | | | | | | | | | |
| | | | | | | | | | | | | |
| | | | | | | | | | | | | |
| | | | | | | | | | | | | |
| | | | | | | | | | | | | |
| | | | | | | | | | | | | |

Well Capacity (Gallons Per Foot): 0.75" = 0.02; 1" = 0.04; 1.25" = 0.06; 2" = 0.16; 3" = 0.37; 4" = 0.65; 5" = 1.02; 6" = 1.47; 12" = 5.88
Tubing Inside DIA. Capacity (Gal./Ft.): 1/8" = 0.0006; 3/16" = 0.0014; 1/4" = 0.0026; 5/16" = 0.004; 3/8" = 0.006; 1/2" = 0.010; 5/8" = 0.016

## SAMPLING DATA

| Sampled By (Print) James Stockbridge / Pace | Sampler(s) Signatures | Sampling Initiated At: 1313 | Sampling Ended At: 1319 |
|---|---|---|---|

| Pump or Tubing Depth in Well (Feet): 7 | Sample Pump Flow Rate (mL per minute): 100-200ml | Tubing Material Code: PE | Field Decontamination: [Yes] [No] | Field-Filtered: [Yes] [No] Filter Size: ___ µm | Duplicate: [Yes] [No] |
|---|---|---|---|---|---|

| Sample ID Code | # Containers | Material Code | Volume | Preservative Used | Total Volume Added in Field (mL) | Final pH | Intended Analysis and/or Method | Sampling Equipment Code |
|---|---|---|---|---|---|---|---|---|
| | | | | | | | | |
| | | | | | | | | |
| | | | | | | | | |
| | | | | | | | | |
| | | | | | | | | |

**Weather Conditions**
[ ] Sunny
[ ] Partly Cloudy
[X] Cloudy
Temperature: 67
Rain: [Yes] [No]
Wind Speed: 5-10
Wind Direction: W

[ ] **Surface Water** Taken From: [ ] Shore [ ] Surface [ ] Boat [ ] Mid-Depth [ ] Bridge [ ] Bottom [ ] Wading [ ] Other
Total Depth:_____
Type: [ ] Lake [ ] Stream [ ] River [ ] Other _____

[ ] **Waste Water:** Start Time _____ Finish Time _____
Sampling Point:_____ Volume:_____
[ ] Composite [ ] Grab
mL per: [ ] Hour [ ] ½ Hour [ ]

[ ] Soils/Sediment Sampling Point: Sample Depth: [ ] Composite [ ] Grab

[ ] Drum Waste Type: Layers [Yes] [No] [ ] Composite [ ] Grab

[ ] Other: Sampling Point: Sample Depth: [ ] Composite [ ] Grab

**Discharged Method** [X] **Ground** [ ] **Barrel** **On Ice @** 1320 **Bottles Preserved <2pH**

Field Notes:

**See Work Order/Bottle Order**

:\Field\Field Sheets

# Pace Analytical Field Sampling Log

| Site Name: Tomoka Landfill Semi-Annual | Site Location: Volusia County, FL | |
|---|---|---|
| Well #: B38-1 | Sample ID: | Date: 11 / 14 / 11 |

## PURGING DATA

YSI 2606/2697

| Well Diameter: 2" | Tubing Diameter: 3/8" | Well Screen Interval Depth: Feet to | Static Depth to Water: 4.16 | Sampling Device: PP |
|---|---|---|---|---|

Well Volume Purge: (Total Well Depth– Static Depth to Water) X Well Capacity= Well Volume

( 39.45 - 4.16 ) X 0.16 Gallons/Foot = 5.6464 Gallons

Equipment Volume Purge: Pump Volume + (Tubing Capacity X Tubing Length) + Flow Cell Volume= Equipment Volume

+( X )+ = Gallons

| Initial Pump or Tubing Depth in Well (Feet): 10 | Final Pump or Tubing Depth in Well: 10 | Purging Initiated At: 1310 | Purging Ended At: 1337 | Total Volume Purged (Gallons): 13.5 |
|---|---|---|---|---|

| Time | Volume Purged (Gal) | CUMUL Volume Purged (Gal) | Purge Rate (gpm) | Depth to Water (Feet) | pH (Standard Units) | Temp. (°C) | Conductivity (µmhos/cm or µS/cm) | Dissolved Oxygen (circle mg/L or % saturation) | Turbidity (NTUs) | Color (Describe) | Odor (Describe) | ORP |
|---|---|---|---|---|---|---|---|---|---|---|---|---|
| 1322 | 6.0 | 6.0 | .50 | 5.38 | 4.63 | 23.13 | 299 | 0.83 | 6.42 | Brown | slight | 137.9 |
| 1325 | 1.5 | 7.5 | | | 4.71 | 22.98 | 304 | 0.52 | 4.23 | | | 126.2 |
| 1328 | 1.5 | 9.0 | | | 4.70 | 22.66 | 312 | 0.40 | 2.74 | | | 120.2 |
| 1331 | 1.5 | 10.5 | | 5.44 | 4.52 | 22.58 | 314 | 0.30 | 1.83 | | | 122.6 |
| 1334 | 1.5 | 12 | | 5.45 | 4.51 | 22.30 | 313 | 0.31 | 2.58 | | | 124.4 |
| 1337 | 1.5 | 13.5 | | | 4.55 | 22.24 | 314 | 0.28 | 2.01 | | | 118.2 |

Well Capacity (Gallons Per Foot): 0.75" = 0.02; 1" = 0.04; 1.25" = 0.06; 2" = 0.16; 3" = 0.37; 4" = 0.65; 5" = 1.02; 6" = 1.47; 12" = 5.88
Tubing Inside DIA. Capacity (Gal./Ft.): 1/8" = 0.0005; 3/16" = 0.0014; 1/4" = 0.0026; 5/16" = 0.004; 3/8" = 0.006; 1/2" = 0.010; 5/8" = 0.016

## SAMPLING DATA

| Sampled By (Print) Roger Higdon / Pace | Sampler(s) Signatures R Higdon | Sampling Initiated At: 1338 | Sampling Ended At: 1350 |
|---|---|---|---|

| Pump or Tubing Depth in Well (Feet): 10 | Sample Pump Flow Rate (mL per minute): 100-200ml | Tubing Material Code: PE | Field Decontamination: [Yes] [No] | Field-Filtered: [Yes] [No] Filter Size: ___ µm | Duplicate: [Yes] [No] |
|---|---|---|---|---|---|

| Sample ID Code | # Containers | Material Code | Volume | Preservative Used | Total Volume Added in Field (mL) | Final pH | Intended Analysis and/or Method | Sampling Equipment Code |
|---|---|---|---|---|---|---|---|---|
| | | | | | | | | |

**Weather Conditions**
[ ] Sunny
[✓] Partly Cloudy
[ ] Cloudy
Temperature: 82°
Rain: [Yes] [No]
Wind Speed: 0-3
Wind Direction: NE

[ ] **Surface Water** Taken From:
Total Depth:_____ [ ] Shore [ ] Surface
Type: [ ] Lake [ ] Stream [ ] Boat [ ] Mid-Depth
[ ] River [ ] Other _____ [ ] Bridge [ ] Bottom
[ ] Wading [ ] Other

[ ] **Waste Water:** Start Time _____ Finish Time _____
Sampling Point:_____ Volume:_____
[ ] Composite [ ] Grab
mL per: [ ] Hour [ ] ½ Hour [ ]

[ ] Soils/Sediment Sampling Point: Sample Depth: [ ] Composite [ ] Grab

[ ] Drum Waste Type: Layers [Yes] [No] [ ] Composite [ ] Grab

[ ] Other: Sampling Point: Sample Depth: [ ] Composite [ ] Grab

**Discharged Method** [✓] **Ground** [ ] **Barrel** **On Ice @** 1351 **Bottles Preserved <2pH**

Field Notes:

**See Work Order/Bottle Order**

# Pace Analytical Field Sampling Log

| Site Name: Tomoka Landfill Semi-Annual | Site Location: Volusia County, FL |
|---|---|
| Well #: B38-2 / Sample ID: | Date: 11 / 14 / 11 |

## PURGING DATA

YSI 2606/2697

| Well Diameter: 2" | Tubing Diameter: 3/8" | Well Screen Interval Depth: Feet to | Static Depth to Water: 1.77 | Sampling Device: PP |
|---|---|---|---|---|

Well Volume Purge: (Total Well Depth– Static Depth to Water) X Well Capacity= Well Volume

( 17.50 - 1.77 ) X 0.16 Gallons/Foot = 2.5168 Gallons

Equipment Volume Purge: Pump Volume + (Tubing Capacity X Tubing Length) + Flow Cell Volume= Equipment Volume

+( X )+ = Gallons

| Initial Pump or Tubing Depth in Well (Feet): 7 | Final Pump or Tubing Depth in Well: 7 | Purging Initiated At: 1354 | Purging Ended At: 1411 | Total Volume Purged (Gallons): 4.25 |
|---|---|---|---|---|

| Time | Volume Purged (Gal) | CUMUL Volume Purged (Gal) | Purge Rate (gpm) | Depth to Water (Feet) | pH (Standard Units) | Temp. (°C) | Conductivity (µmhos/cm or µS/cm) | Dissolved Oxygen (circle mg/L or % saturation) | Turbidity (NTUs) | Color (Describe) | Odor (Describe) | ORP |
|---|---|---|---|---|---|---|---|---|---|---|---|---|
| 1405 | 2.75 | 2.75 | .25 | 3.79 | 5.60 | 21.84 | 337 | 0.15 | 3.42 | Brown | yes | 30.7 |
| 1408 | .75 | 3.50 | | 3.53 | 5.66 | 21.69 | 338 | 0.17 | 3.13 | | | 24.6 |
| 1411 | .75 | 4.25 | | | 5.66 | 21.65 | 338 | 0.18 | 3.19 | | | 22.2 |
| | | | | | | | | | | | | |
| | | | | | | | | | | | | |
| | | | | | | | | | | | | |
| | | | | | | | | | | | | |
| | | | | | | | | | | | | |
| | | | | | | | | | | | | |
| | | | | | | | | | | | | |

Well Capacity (Gallons Per Foot): 0.75" = 0.02; 1" = 0.04; 1.25" = 0.06; 2" = 0.16; 3" = 0.37; 4" = 0.65; 5" = 1.02; 6" = 1.47; 12" = 5.88
Tubing Inside DIA. Capacity (Gal./Ft.): 1/8" = 0.0006; 3/16" = 0.0014; 1/4" = 0.0026; 5/16" = 0.004; 3/8" = 0.006; 1/2" = 0.010; 5/8" = 0.016

## SAMPLING DATA

| Sampled By (Print) Roger Higdon / Pace | Sampler(s) Signatures | Sampling Initiated At: 1412 | Sampling Ended At: 1424 |
|---|---|---|---|

| Pump or Tubing Depth in Well (Feet): 7 | Sample Pump Flow Rate (mL per minute): 100-200ml | Tubing Material Code: PE | Field Decontamination: [Yes] [No] | Field-Filtered: [Yes] [No] Filter Size: ___ µm | Duplicate: [Yes] [No] |
|---|---|---|---|---|---|

| Sample ID Code | # Containers | Material Code | Volume | Preservative Used | Total Volume Added in Field (mL) | Final pH | Intended Analysis and/or Method | Sampling Equipment Code |
|---|---|---|---|---|---|---|---|---|
| | | | | | | | | |
| | | | | | | | | |
| | | | | | | | | |
| | | | | | | | | |
| | | | | | | | | |

**Weather Conditions**
[ ] Sunny
[ ] Partly Cloudy
[ ] Cloudy
Temperature: 50°
Rain: [Yes] [No]
Wind Speed: 0-3
Wind Direction: NE

[ ] **Surface Water** Taken From:
Total Depth:_____ [ ] Shore [ ] Surface
Type: [ ] Lake [ ] Stream [ ] Boat [ ] Mid-Depth
[ ] River [ ] Other _____ [ ] Bridge [ ] Bottom
[ ] Wading [ ] Other

[ ] **Waste Water**: Start Time _____ Finish Time _____
Sampling Point:_____ Volume:_____
[ ] Composite [ ] Grab
mL per: [ ] Hour [ ] ½ Hour [ ]

[ ] Soils/Sediment Sampling Point: Sample Depth: [ ] Composite [ ] Grab

[ ] Drum Waste Type: Layers [Yes] [No] [ ] Composite [ ] Grab

[ ] Other: Sampling Point: Sample Depth: [ ] Composite [ ] Grab

**Discharged Method** [✓] **Ground** [ ] **Barrel** **On Ice @** 1425 **Bottles Preserved <2pH**

Field Notes:

**See Work Order/Bottle Order**

:\Field\Field Sheets

# Pace Analytical Field Sampling Log

| Site Name: Tomoka Landfill Semi-Annual | Site Location: Volusia County, FL | |
|---|---|---|
| Well #: FA-2C | Sample ID: | Date: 11/17/11 |

## PURGING DATA

YSI: 02606/2697

| Well Diameter: 2" | Tubing Diameter: 3/8" | Well Screen Interval Depth: Feet to | Static Depth to Water: 13.56 | Sampling Device: PP |
|---|---|---|---|---|

Well Volume Purge: (Total Well Depth– Static Depth to Water) X Well Capacity= Well Volume

( 96.13 - 13.56 ) X 0.16 Gallons/Foot = 13.2112 Gallons

Equipment Volume Purge: Pump Volume + (Tubing Capacity X Tubing Length) + Flow Cell Volume= Equipment Volume

+( X )+ = Gallons

| Initial Pump or Tubing Depth in Well (Feet): 15 | Final Pump or Tubing Depth in Well: 15 | Purging Initiated At: 1331 | Purging Ended At: 1426 | Total Volume Purged (Gallons): 27.50 |
|---|---|---|---|---|

| Time | Volume Purged (Gal) | CUMUL Volume Purged (Gal) | Purge Rate (gpm) | Depth to Water (Feet) | pH (Standard Units) | Temp. (°C) | Conductivity (µmhos/cm or µS/cm) | Dissolved Oxygen (circle mg/L or % saturation) | Turbidity (NTUs) | Color (Describe) | Odor (Describe) | ORP |
|---|---|---|---|---|---|---|---|---|---|---|---|---|
| 1358 | 13.50 | 13.50 | .50 | 13.99 | 8.23 | 22.32 | 713 | 0.05 | 2.31 | none | none | -249.8 |
| 1405 | 3.50 | 17.00 | \| | 13.99 | 7.77 | 22.33 | 713 | 0.05 | 1.37 | \| | \| | -194.7 |
| 1412 | 3.50 | 20.50 | \| | 13.99 | 7.48 | 22.30 | 714 | 0.05 | 0.10 | \| | \| | -172.3 |
| 1419 | 3.50 | 24.00 | \| | 13.99 | 7.46 | 22.31 | 714 | 0.05 | 0.17 | \| | \| | -172.0 |
| 1426 | 3.50 | 27.50 | \| | 13.99 | 7.47 | 22.32 | 715 | 0.06 | 0.02 | \| | \| | -171.4 |
| | | | | | | | | | | | | |
| | | | | | | | | | | | | |
| | | | | | | | | | | | | |
| | | | | | | | | | | | | |
| | | | | | | | | | | | | |

Well Capacity (Gallons Per Foot): 0.75" = 0.02; 1" = 0.04; 1.25" = 0.06; 2" = 0.16; 3" = 0.37; 4" = 0.65; 5" = 1.02; 6" = 1.47; 12" = 5.88
Tubing Inside DIA. Capacity (Gal./Ft.): 1/8" = 0.0006; 3/16" = 0.0014; 1/4" = 0.0026; 5/16" = 0.004; 3/8" = 0.006; 1/2" = 0.010; 5/8" = 0.016

## SAMPLING DATA

| Sampled By (Print) James Stockbridge / Pace | Sampler(s) Signatures | Sampling Initiated At: 1427 | Sampling Ended At: 1435 |
|---|---|---|---|

| Pump or Tubing Depth in Well (Feet): 15 | Sample Pump Flow Rate (mL per minute): 100-200ml | Tubing Material Code: PE | Field Decontamination: (Yes) [No] | Field-Filtered: [Yes] (No) Filter Size: µm | Duplicate: [Yes] (No) |
|---|---|---|---|---|---|

| Sample ID Code | # Containers | Material Code | Volume | Preservative Used | Total Volume Added in Field (mL) | Final pH | Intended Analysis and/or Method | Sampling Equipment Code |
|---|---|---|---|---|---|---|---|---|
| | | | | | | | | |
| | | | | | | | | |
| | | | | | | | | |
| | | | | | | | | |
| | | | | | | | | |

**Weather Conditions**
[ ] Sunny
[ ] Partly Cloudy
[✓] Cloudy
Temperature: 69
Rain: [Yes] (No)
Wind Speed: 5-10
Wind Direction: N

[ ] **Surface Water** Taken From: [ ] Shore [ ] Surface [ ] Boat [ ] Mid-Depth [ ] Bridge [ ] Bottom [ ] Wading [ ] Other
Total Depth:_____
Type: [ ] Lake [ ] Stream [ ] River [ ] Other _____

[ ] **Waste Water**: Start Time _____ Finish Time _____
Sampling Point:_____ Volume:_____
[ ] Composite [ ] Grab
mL per: [ ] Hour [ ] ½ Hour [ ]

[ ] Soils/Sediment Sampling Point: Sample Depth: [ ] Composite [ ] Grab

[ ] Drum Waste Type: Layers [Yes] [No] [ ] Composite [ ] Grab

[ ] Other: Sampling Point: Sample Depth: [ ] Composite [ ] Grab

**Discharged Method** [✓] **Ground** [ ] **Barrel** **On Ice @** **Bottles Preserved <2pH**

Field Notes:

**See Work Order/Bottle Order**

# Pace Analytical Field Sampling Log

| Site Name: Tomoka Landfill Semi-Annual | Site Location: Volusia County, FL | |
|---|---|---|
| Well #: B39 | Sample ID: | Date: 11 /14/ 11 |

## PURGING DATA

YSI 2606/2697

| Well Diameter: 2" | Tubing Diameter: 3/8" | Well Screen Interval Depth: Feet to | Static Depth to Water: 5.63 | Sampling Device: PP |
|---|---|---|---|---|

Well Volume Purge: (Total Well Depth– Static Depth to Water) X Well Capacity= Well Volume

(17.69 - 5.63 ) X 0.16 Gallons/Foot = 1.9296 Gallons

Equipment Volume Purge: Pump Volume + (Tubing Capacity X Tubing Length) + Flow Cell Volume= Equipment Volume

+( X )+ = Gallons

| Initial Pump or Tubing Depth in Well (Feet): 12 | Final Pump or Tubing Depth in Well: 12 | Purging Initiated At: 1432 | Purging Ended At: 1444 | Total Volume Purged (Gallons): 3.0 |
|---|---|---|---|---|

| Time | Volume Purged (Gal) | CUMUL Volume Purged (Gal) | Purge Rate (gpm) | Depth to Water (Feet) | pH (Standard Units) | Temp. (°C) | Conductivity (µmhos/cm or mS/cm) | Dissolved Oxygen (circle mg/L or % saturation) | Turbidity (NTUs) | Color (Describe) | Odor (Describe) | ORP |
|---|---|---|---|---|---|---|---|---|---|---|---|---|
| 1440 | 2.0 | 2.0 | .25 | 7.20 | 4.58 | 23.42 | 168 | 1.12 | 15.1 | BROWN | slight | 191.4 |
| 1442 | .50 | 2.5 | | 7.24 | 4.58 | 23.36 | 166 | 1.01 | 15.3 | | | 186.0 |
| 1444 | .50 | 3.0 | | | 4.61 | 23.27 | 164 | 0.59 | 15.2 | | | 180.6 |
| | | | | | | | | | | | | |
| | | | | | | | | | | | | |
| | | | | | | | | | | | | |
| | | | | | | | | | | | | |
| | | | | | | | | | | | | |
| | | | | | | | | | | | | |
| | | | | | | | | | | | | |

Well Capacity (Gallons Per Foot): 0.75" = 0.02; 1" = 0.04; 1.25" = 0.06; 2" = 0.16; 3" = 0.37; 4" = 0.65; 5" = 1.02; 6" = 1.47; 12" = 5.88
Tubing Inside DIA. Capacity (Gal./Ft.): 1/8" = 0.0006; 3/16" = 0.0014; 1/4" = 0.0026; 5/16" = 0.004; 3/8" = 0.006; 1/2" = 0.010; 5/8" = 0.016

## SAMPLING DATA

| Sampled By (Print) Roger Higdon / Pace | Sampler(s) Signatures | Sampling Initiated At: 1445 | Sampling Ended At: 1457 |
|---|---|---|---|

| Pump or Tubing Depth in Well (Feet): 12 | Sample Pump Flow Rate (mL per minute): 100-200ml | Tubing Material Code: PE | Field Decontamination: [Yes] [No] | Field-Filtered: [Yes] [No] Filter Size: µm | Duplicate: [Yes] [No] |
|---|---|---|---|---|---|

| Sample ID Code | # Containers | Material Code | Volume | Preservative Used | Total Volume Added in Field (mL) | Final pH | Intended Analysis and/or Method | Sampling Equipment Code |
|---|---|---|---|---|---|---|---|---|
| | | | | | | | | |
| | | | | | | | | |
| | | | | | | | | |
| | | | | | | | | |
| | | | | | | | | |

**Weather Conditions**
[ ] Sunny
[✓] Partly Cloudy
[ ] Cloudy
Temperature: 84°
Rain: [Yes] [No]
Wind Speed: 0-3
Wind Direction: SE

[ ] **Surface Water** Taken From:
Total Depth:_____ [ ] Shore [ ] Surface
Type: [ ] Lake [ ] Stream [ ] Boat [ ] Mid-Depth
[ ] River [ ] Other _____ [ ] Bridge [ ] Bottom
[ ] Wading [ ] Other

[ ] **Waste Water:** Start Time _____ Finish Time _____
Sampling Point:_____ Volume:_____
[ ] Composite [ ] Grab
mL per: [ ] Hour [ ] ½ Hour [ ]

[ ] Soils/Sediment Sampling Point: Sample Depth: [ ] Composite [ ] Grab

[ ] Drum Waste Type: Layers [Yes] [No] [ ] Composite [ ] Grab

[ ] Other: Sampling Point: Sample Depth: [ ] Composite [ ] Grab

**Discharged Method** [✓] **Ground** [ ] **Barrel** **On Ice @** 1458 **Bottles Preserved <2pH**

Field Notes:

**See Work Order/Bottle Order**

:\Field\Field Sheets

# Pace Analytical Field Sampling Log

| Site Name: Tomoka Landfill Semi-Annual | Site Location: Volusia County, FL | |
|---|---|---|
| Well #: M053 | Sample ID: | Date: 11 / 14 / 11 |

## PURGING DATA

YSI 2606/2697

| Well Diameter: 2" | Tubing Diameter: 3/8" | Well Screen Interval Depth: Feet to | Static Depth to Water: 10.29 | Sampling Device: PP |
|---|---|---|---|---|

Well Volume Purge: (Total Well Depth– Static Depth to Water) X Well Capacity= Well Volume

(35.80 - 10.29 ) X 0.16 Gallons/Foot = 4.0816 Gallons

Equipment Volume Purge: Pump Volume + (Tubing Capacity X Tubing Length) + Flow Cell Volume= Equipment Volume

+( X )+ = Gallons

| Initial Pump or Tubing Depth in Well (Feet): 16 | Final Pump or Tubing Depth in Well: 16 | Purging Initiated At: 1510 | Purging Ended At: 1542 | Total Volume Purged (Gallons): 8.0 |
|---|---|---|---|---|

| Time | Volume Purged (Gal) | CUMUL Volume Purged (Gal) | Purge Rate (gpm) | Depth to Water (Feet) | pH (Standard Units) | Temp. (°C) | Conductivity (µmhos/cm or µS/cm) | Dissolved Oxygen (circle mg/L or % saturation) | Turbidity (NTUs) | Color (Describe) | Odor (Describe) | ORP |
|---|---|---|---|---|---|---|---|---|---|---|---|---|
| 1527 | 4.25 | 4.25 | .25 | 11.57 | 5.99 | 23.41 | 1411 | 0.24 | 1.38 | BROWN | YES | 2.1 |
| 1532 | 1.25 | 5.50 | ↓ | 11.58 | 6.03 | 23.27 | 1564 | 0.22 | 1.45 | ↓ | ↓ | -8.4 |
| 1537 | 1.25 | 6.75 | ↓ | ↓ | 6.04 | 23.24 | 1577 | 0.20 | 1.37 | ↓ | ↓ | -10.6 |
| 1542 | 1.25 | 8.0 | ↓ | ↓ | 6.04 | 23.21 | 1584 | 0.19 | 1.20 | ↓ | ↓ | -12.8 |

Well Capacity (Gallons Per Foot): 0.75" = 0.02; 1" = 0.04; 1.25" = 0.06; 2" = 0.16; 3" = 0.37; 4" = 0.65; 5" = 1.02; 6" = 1.47; 12" = 5.88
Tubing Inside DIA. Capacity (Gal./Ft.): 1/8" = 0.0006; 3/16" = 0.0014; 1/4" = 0.0026; 5/16" = 0.004; 3/8" = 0.006; 1/2" = 0.010; 5/8" = 0.016

## SAMPLING DATA

| Sampled By (Print) | Sampler(s) Signatures | Sampling Initiated At: | Sampling Ended At: |
|---|---|---|---|
| Roger Higdon / Pace | R. Higdon | 1543 | 1555 |

| Pump or Tubing Depth in Well (Feet): | Sample Pump Flow Rate (mL per minute): | Tubing Material Code: | Field Decontamination: | Field-Filtered: | Duplicate: |
|---|---|---|---|---|---|
| 16 | 100-200ml | PE | [Yes] [No] | [Yes] [No] Filter Size: µm | [Yes] [No] |

| Sample ID Code | # Containers | Material Code | Volume | Preservative Used | Total Volume Added in Field (mL) | Final pH | Intended Analysis and/or Method | Sampling Equipment Code |
|---|---|---|---|---|---|---|---|---|
| | | | | | | | | |

**Weather Conditions**
[ ] Sunny
[✓] Partly Cloudy
[ ] Cloudy
Temperature: 82°
Rain: [Yes] [No]
Wind Speed: 05
Wind Direction: NE

[ ] Surface Water — Taken From: [ ] Shore [ ] Surface [ ] Boat [ ] Mid-Depth [ ] Bridge [ ] Bottom [ ] Wading [ ] Other
Total Depth:_____
Type: [ ] Lake [ ] Stream [ ] River [ ] Other _____

[ ] Waste Water: Start Time _____ Finish Time _____
Sampling Point:_____ Volume:_____
[ ] Composite [ ] Grab
mL per: [ ] Hour [ ] ½ Hour [ ]

[ ] Soils/Sediment Sampling Point: Sample Depth: [ ] Composite [ ] Grab

[ ] Drum Waste Type: Layers [Yes] [No] [ ] Composite [ ] Grab

[ ] Other: Sampling Point: Sample Depth: [ ] Composite [ ] Grab

**Discharged Method** [✓] Ground [ ] Barrel **On Ice @** 1556 **Bottles Preserved <2pH**

Field Notes:

**See Work Order/Bottle Order**

| Pace Analytical | Document Name: Sample Condition Upon Receipt Form | Document Revised: September 23, 2011 |
|---|---|---|
| | Document No.: F-FL-C-007 rev. 04 | Issuing Authorities: Pace Florida Quality Office |

## Sample Condition Upon Receipt Form (SCUR)

Table Number:_____

Client Name: Volusia Project # 3543106

**Courier:** ☐ Fed Ex ☐ UPS ☐ USPS ☐ Client ☐ Commercial ☒ Pace ☐ Other_____

**Tracking #** _____

**Custody Seal on Cooler/Box Present:** ☐ yes ☒ no Seals intact: ☐yes ☐no

**Packing Material:** ☒ Bubble Wrap ☒ Bubble Bags ☐ None ☐ Other_____

**Thermometer Used** T73 **Type of Ice:** Wet Blue None

**Cooler Temperature°C** 1.4 **(Visual)** -0.2 **(Correction Factor)** 1.2 **(Actual)**

**Date and Initials of person examining contents:** B 11/14/11

(Temp should be above freezing to 6°C). If below 0°C, then was sample frozen? ☐Yes ☐No

**Receipt of samples satisfactory:** ☒Yes ☐No **Rush TAT requested on COC:**

| If yes, then all conditions below were met: | If no, then mark box & describe issue (use comments area if necessary): |
|---|---|
| Chain of Custody Present | ☐ |
| Chain of Custody Filled Out | ☐ |
| Relinquished Signature & Sampler Name COC | ☐ |
| Samples Arrived within Hold Time | ☐ |
| Sufficient Volume | ☐ |
| Correct Containers Used | ☐ |
| Containers Intact | ☐ |
| Sample Labels match COC (sample IDs & date/time of collection) | ☐ No Labels: ☐ No Time/Date on Labels: ☐ |
| All containers needing preservation are found to be in compliance with EPA recommendation. | ☐ |
| No Headspace in VOA Vials ( >6mm): | ☒ B37-1 1 of 3 |

**Client Notification/ Resolution:**

Person Contacted: _____ Date/Time: _____

Comments/ Resolution (use back for additional comments): _____

**Project Manager Review:** _____ **Date:** 11/14/11

### Finished Product Information Only

**F.P. Sample ID:**_____

**Production Code:**_____

**Date/Time Opened:**_____

**Number of Unopened Bottles Remaining:**_____

**Extra Sample in Shed:** Yes No

**Size & Qty of Bottles Received**

_____ x 5 Gal
_____ x 2.5 Gal
_____ x 1 Gal
_____ x 1 Liter
_____ x 500 mL
_____ x 250 mL
_____ x Other:_____

**Pace Analytical Services, Inc.**
8 East Tower Circle
Ormond Beach, FL 32174
(386)672-5668

November 23, 2011

Ms. Jennifer Stirk
Volusia County Solid Waste Management
1990 Tomoka Farms Road
Port Orange, FL 32128

RE: Project: Tomoka LF Semi-Annual
Pace Project No.: 3543287

Dear Ms. Stirk:
Enclosed are the analytical results for sample(s) received by the laboratory on November 16, 2011. The results relate only to the samples included in this report. Results reported herein conform to the most current TNI standards and the laboratory's Quality Assurance Manual, where applicable, unless otherwise noted in the body of the report.

If you have any questions concerning this report, please feel free to contact me.

Sincerely,

Jeff Baylor

Jeff Baylor

jeff.baylor@pacelabs.com
Project Manager

Enclosures

cc: Ken Guilbeault, SCS Engineers
Ms. Katherine Weitz, HDR Engineering, Inc.

**Pace Analytical Services, Inc.**
8 East Tower Circle
Ormond Beach, FL 32174
(386)672-5668

# CERTIFICATIONS

Project: Tomoka LF Semi-Annual
Pace Project No.: 3543287

**Ormond Beach Certification IDs**
8 East Tower Circle, Ormond Beach, FL 32174
Alabama Certification #: 41320
Arizona Certification #: AZ0735
Colorado Certification: FL NELAC Reciprocity
Connecticut Certification #: PH 0216
Florida Certification #: E83079
Georgia Certification #: 955
Guam Certification: FL NELAC Reciprocity
Hawaii Certification: FL NELAC Reciprocity
Illinois Certification #: 200068
Indiana Certification: FL NELAC Reciprocity
Kansas Certification #: E-10383
Kentucky Certification #: 90050
Louisiana Certification #: FL NELAC Reciprocity
Louisiana Environmental Certificate #: 05007
Maine Certification #: FL01264
Massachusetts Certification #: M-FL1264
Michigan Certification #: 9911
Mississippi Certification: FL NELAC Reciprocity
Missouri Certification #: 236
Montana Certification #: Cert 0074
Nevada Certification: FL NELAC Reciprocity
New Hampshire Certification #: 2958
New Jersey Certification #: FL765
New York Certification #: 11608
North Carolina Environmental Certificate #: 667
North Carolina Certification #: 12710
Pennsylvania Certification #: 68-00547
Puerto Rico Certification #: FL01264
Tennessee Certification #: TN02974
Texas Certification: FL NELAC Reciprocity
U.S.Virgin Islands Certification: FL NELAC Reciprocity
Virginia Certification #: 00432
Virginia Environmental Certificate #: 460165
Washington Certification #: C955
Wyoming Certification: FL NELAC Reciprocity
Wyoming (EPA Region 8): FL NELAC Reciprocity

**Pace Analytical Services, Inc.**
8 East Tower Circle
Ormond Beach, FL 32174
(386)672-5668

## SAMPLE SUMMARY

Project: Tomoka LF Semi-Annual
Pace Project No.: 3543287

| Lab ID | Sample ID | Matrix | Date Collected | Date Received |
|---|---|---|---|---|
| **3543287001** | **Equip blank (11/16/11)** | Water | 11/16/11 09:35 | 11/16/11 12:45 |
| **3543287002** | **B61R** | Water | 11/16/11 10:07 | 11/16/11 12:45 |
| **3543287003** | **B62-1R** | Water | 11/16/11 10:55 | 11/16/11 12:45 |
| **3543287004** | **Trip blank (11/16/11)** | Water | 11/16/11 08:00 | 11/16/11 12:45 |

**Pace Analytical Services, Inc.**
8 East Tower Circle
Ormond Beach, FL 32174
(386)672-5668

# SAMPLE ANALYTE COUNT

Project: Tomoka LF Semi-Annual
Pace Project No.: 3543287

| Lab ID | Sample ID | Method | Analysts | Analytes Reported | Laboratory |
|---|---|---|---|---|---|
| **3543287001** | **Equip blank (11/16/11)** | EPA 8011 | JLR | 2 | PASI-O |
| | | EPA 6010 | TAP | 15 | PASI-O |
| | | EPA 6020 | HEA | 2 | PASI-O |
| | | EPA 7470 | HEA | 1 | PASI-O |
| | | EPA 8260 | SK | 49 | PASI-O |
| | | SM 2540C | MMD | 1 | PASI-O |
| | | EPA 300.0 | IRL | 1 | PASI-O |
| | | EPA 300.0 | IRL | 2 | PASI-O |
| | | EPA 350.1 | SOA | 1 | PASI-O |
| **3543287002** | **B61R** | | JSB | 9 | PASI-O |
| | | EPA 8011 | JLR | 2 | PASI-O |
| | | EPA 6010 | TAP | 15 | PASI-O |
| | | EPA 6020 | HEA | 2 | PASI-O |
| | | EPA 7470 | HEA | 1 | PASI-O |
| | | EPA 8260 | SK | 49 | PASI-O |
| | | SM 2540C | MMD | 1 | PASI-O |
| | | EPA 300.0 | IRL | 1 | PASI-O |
| | | EPA 300.0 | IRL | 2 | PASI-O |
| | | EPA 350.1 | SOA | 1 | PASI-O |
| **3543287003** | **B62-1R** | | JSB | 9 | PASI-O |
| | | EPA 8011 | JLR | 2 | PASI-O |
| | | EPA 6010 | TAP | 15 | PASI-O |
| | | EPA 6020 | HEA | 2 | PASI-O |
| | | EPA 7470 | HEA | 1 | PASI-O |
| | | EPA 8260 | SK | 49 | PASI-O |
| | | SM 2540C | MMD | 1 | PASI-O |
| | | EPA 300.0 | IRL | 1 | PASI-O |
| | | EPA 300.0 | IRL | 2 | PASI-O |
| | | EPA 350.1 | SOA | 1 | PASI-O |
| **3543287004** | **Trip blank (11/16/11)** | EPA 8260 | SK | 51 | PASI-O |

**Pace Analytical Services, Inc.**
8 East Tower Circle
Ormond Beach, FL 32174
(386)672-5668

## HITS ONLY

Project: Tomoka LF Semi-Annual
Pace Project No.: 3543287

| Lab Sample ID / Method | Client Sample ID / Parameters | Result | Units | Report Limit | Analyzed | Qualifiers |
|---|---|---|---|---|---|---|
| **3543287002** | **B61R** | | | | | |
| | Field pH | 6.99 | Std. Units | | 11/16/11 10:07 | |
| | Field Temperature | 25.75 | deg C | | 11/16/11 10:07 | |
| | Appearance | Color: None, Sheen: None | | | 11/16/11 10:07 | |
| | Field Specific Conductance | 1190 | umhos/cm | | 11/16/11 10:07 | |
| | Oxygen, Dissolved | 1.04 | mg/L | | 11/16/11 10:07 | |
| | REDOX | -51.0 | mV | | 11/16/11 10:07 | |
| | Turbidity | 1.41 | NTU | | 11/16/11 10:07 | |
| | Depth to Water | 13.90 | feet | | 11/16/11 10:07 | |
| | Water Level(NGVD) | 25.92 | feet | | 11/16/11 10:07 | |
| EPA 6010 | Barium | 181 | ug/L | 10.0 | 11/18/11 19:32 | |
| EPA 6010 | Copper | 15.0 | ug/L | 5.0 | 11/18/11 19:32 | |
| EPA 6010 | Iron | 19400 | ug/L | 40.0 | 11/18/11 19:32 | |
| EPA 6010 | Sodium | 33.1 | mg/L | 1.0 | 11/18/11 19:32 | |
| SM 2540C | Total Dissolved Solids | 644 | mg/L | 10.0 | 11/18/11 12:17 | |
| EPA 300.0 | Nitrate as N | 0.30 | mg/L | 0.10 | 11/17/11 02:02 | |
| EPA 300.0 | Chloride | 25.0 | mg/L | 10.0 | 11/17/11 02:02 | |
| EPA 300.0 | Sulfate | 18.7 | mg/L | 10.0 | 11/17/11 02:02 | |
| EPA 350.1 | Nitrogen, Ammonia | 22.5 | mg/L | 0.25 | 11/22/11 11:53 | |
| **3543287003** | **B62-1R** | | | | | |
| | Field pH | 7.22 | Std. Units | | 11/16/11 10:55 | |
| | Field Temperature | 24.65 | deg C | | 11/16/11 10:55 | |
| | Appearance | Color: None, Sheen: None | | | 11/16/11 10:55 | |
| | Field Specific Conductance | 2657 | umhos/cm | | 11/16/11 10:55 | |
| | Oxygen, Dissolved | 0.14 | mg/L | | 11/16/11 10:55 | |
| | REDOX | -104.1 | mV | | 11/16/11 10:55 | |
| | Turbidity | 2.35 | NTU | | 11/16/11 10:55 | |
| | Depth to Water | 14.25 | feet | | 11/16/11 10:55 | |
| | Water Level(NGVD) | 25.48 | feet | | 11/16/11 10:55 | |
| EPA 6010 | Barium | 471 | ug/L | 10.0 | 11/18/11 19:36 | |
| EPA 6010 | Chromium | 2.5U | ug/L | 5.0 | 11/18/11 19:36 | |
| EPA 6010 | Iron | 24000 | ug/L | 40.0 | 11/18/11 19:36 | J(M1) |
| EPA 6010 | Nickel | 7.7 | ug/L | 5.0 | 11/18/11 19:36 | |
| EPA 6010 | Sodium | 223 | mg/L | 1.0 | 11/18/11 19:36 | J(M1) |
| EPA 8260 | Chlorobenzene | 2.5 | ug/L | 1.0 | 11/17/11 19:51 | |
| SM 2540C | Total Dissolved Solids | 1290 | mg/L | 20.0 | 11/18/11 12:17 | |
| EPA 300.0 | Chloride | 171 | mg/L | 10.0 | 11/17/11 02:14 | |
| EPA 300.0 | Sulfate | 44.9 | mg/L | 10.0 | 11/17/11 02:14 | |
| EPA 350.1 | Nitrogen, Ammonia | 105 | mg/L | 0.50 | 11/22/11 12:46 | |

**Pace Analytical Services, Inc.**
8 East Tower Circle
Ormond Beach, FL 32174
(386)672-5668

# ANALYTICAL RESULTS

Project: Tomoka LF Semi-Annual
Pace Project No.: 3543287

**Sample: Equip blank (11/16/11)** **Lab ID: 3543287001** Collected: 11/16/11 09:35 Received: 11/16/11 12:45 Matrix: Water

| Parameters | Results | Units | PQL | MDL | DF | Prepared | Analyzed | CAS No. | Qual |
|---|---|---|---|---|---|---|---|---|---|
| **8011 GCS EDB and DBCP** | Analytical Method: EPA 8011 Preparation Method: EPA 8011 | | | | | | | | |
| 1,2-Dibromo-3-chloropropane | **0.0049U** | ug/L | 0.020 | 0.0049 | 1 | 11/21/11 13:30 | 11/22/11 06:03 | 96-12-8 | |
| 1,2-Dibromoethane (EDB) | **0.0062U** | ug/L | 0.010 | 0.0062 | 1 | 11/21/11 13:30 | 11/22/11 06:03 | 106-93-4 | |
| **6010 MET ICP** | Analytical Method: EPA 6010 Preparation Method: EPA 3010 | | | | | | | | |
| Arsenic | **5.0U** | ug/L | 10.0 | 5.0 | 1 | 11/17/11 10:47 | 11/18/11 19:19 | 7440-38-2 | |
| Barium | **5.0U** | ug/L | 10.0 | 5.0 | 1 | 11/17/11 10:47 | 11/18/11 19:19 | 7440-39-3 | |
| Beryllium | **0.50U** | ug/L | 1.0 | 0.50 | 1 | 11/17/11 10:47 | 11/18/11 19:19 | 7440-41-7 | |
| Cadmium | **0.50U** | ug/L | 1.0 | 0.50 | 1 | 11/17/11 10:47 | 11/18/11 19:19 | 7440-43-9 | |
| Chromium | **2.5U** | ug/L | 5.0 | 2.5 | 1 | 11/17/11 10:47 | 11/18/11 19:19 | 7440-47-3 | |
| Cobalt | **5.0U** | ug/L | 10.0 | 5.0 | 1 | 11/17/11 10:47 | 11/18/11 19:19 | 7440-48-4 | |
| Copper | **2.5U** | ug/L | 5.0 | 2.5 | 1 | 11/17/11 10:47 | 11/18/11 19:19 | 7440-50-8 | |
| Iron | **20.0U** | ug/L | 40.0 | 20.0 | 1 | 11/17/11 10:47 | 11/18/11 19:19 | 7439-89-6 | |
| Lead | **5.0U** | ug/L | 10.0 | 5.0 | 1 | 11/17/11 10:47 | 11/18/11 19:19 | 7439-92-1 | |
| Nickel | **2.5U** | ug/L | 5.0 | 2.5 | 1 | 11/17/11 10:47 | 11/18/11 19:19 | 7440-02-0 | |
| Selenium | **7.5U** | ug/L | 15.0 | 7.5 | 1 | 11/17/11 10:47 | 11/18/11 19:19 | 7782-49-2 | |
| Silver | **2.5U** | ug/L | 5.0 | 2.5 | 1 | 11/17/11 10:47 | 11/18/11 19:19 | 7440-22-4 | |
| Sodium | **0.50U** | mg/L | 1.0 | 0.50 | 1 | 11/17/11 10:47 | 11/18/11 19:19 | 7440-23-5 | |
| Vanadium | **5.0U** | ug/L | 10.0 | 5.0 | 1 | 11/17/11 10:47 | 11/18/11 19:19 | 7440-62-2 | |
| Zinc | **10.0U** | ug/L | 20.0 | 10.0 | 1 | 11/17/11 10:47 | 11/18/11 19:19 | 7440-66-6 | |
| **6020 MET ICPMS** | Analytical Method: EPA 6020 Preparation Method: EPA 3010 | | | | | | | | |
| Antimony | **0.50U** | ug/L | 1.0 | 0.50 | 1 | 11/17/11 10:47 | 11/18/11 12:23 | 7440-36-0 | |
| Thallium | **0.50U** | ug/L | 1.0 | 0.50 | 1 | 11/17/11 10:47 | 11/18/11 12:23 | 7440-28-0 | |
| **7470 Mercury** | Analytical Method: EPA 7470 Preparation Method: EPA 7470 | | | | | | | | |
| Mercury | **0.10U** | ug/L | 0.20 | 0.10 | 1 | 11/17/11 05:00 | 11/17/11 15:15 | 7439-97-6 | |
| **8260 MSV** | Analytical Method: EPA 8260 | | | | | | | | |
| Acetone | **5.0U** | ug/L | 10.0 | 5.0 | 1 | | 11/17/11 14:54 | 67-64-1 | |
| Acrylonitrile | **5.0U** | ug/L | 10.0 | 5.0 | 1 | | 11/17/11 14:54 | 107-13-1 | |
| Benzene | **0.50U** | ug/L | 1.0 | 0.50 | 1 | | 11/17/11 14:54 | 71-43-2 | |
| Bromochloromethane | **0.50U** | ug/L | 1.0 | 0.50 | 1 | | 11/17/11 14:54 | 74-97-5 | |
| Bromodichloromethane | **0.27U** | ug/L | 0.60 | 0.27 | 1 | | 11/17/11 14:54 | 75-27-4 | |
| Bromoform | **0.50U** | ug/L | 1.0 | 0.50 | 1 | | 11/17/11 14:54 | 75-25-2 | |
| Bromomethane | **0.50U** | ug/L | 1.0 | 0.50 | 1 | | 11/17/11 14:54 | 74-83-9 | |
| 2-Butanone (MEK) | **5.0U** | ug/L | 10.0 | 5.0 | 1 | | 11/17/11 14:54 | 78-93-3 | |
| Carbon disulfide | **5.0U** | ug/L | 10.0 | 5.0 | 1 | | 11/17/11 14:54 | 75-15-0 | |
| Carbon tetrachloride | **0.50U** | ug/L | 1.0 | 0.50 | 1 | | 11/17/11 14:54 | 56-23-5 | |
| Chlorobenzene | **0.50U** | ug/L | 1.0 | 0.50 | 1 | | 11/17/11 14:54 | 108-90-7 | |
| Chloroethane | **0.50U** | ug/L | 1.0 | 0.50 | 1 | | 11/17/11 14:54 | 75-00-3 | |
| Chloroform | **0.50U** | ug/L | 1.0 | 0.50 | 1 | | 11/17/11 14:54 | 67-66-3 | |
| Chloromethane | **0.62U** | ug/L | 1.0 | 0.62 | 1 | | 11/17/11 14:54 | 74-87-3 | |
| Dibromochloromethane | **0.26U** | ug/L | 0.50 | 0.26 | 1 | | 11/17/11 14:54 | 124-48-1 | |
| Dibromomethane | **0.50U** | ug/L | 1.0 | 0.50 | 1 | | 11/17/11 14:54 | 74-95-3 | |
| 1,2-Dichlorobenzene | **0.50U** | ug/L | 1.0 | 0.50 | 1 | | 11/17/11 14:54 | 95-50-1 | |

**Pace Analytical Services, Inc.**
8 East Tower Circle
Ormond Beach, FL 32174
(386)672-5668

# ANALYTICAL RESULTS

Project: Tomoka LF Semi-Annual
Pace Project No.: 3543287

**Sample: Equip blank (11/16/11)** **Lab ID: 3543287001** Collected: 11/16/11 09:35 Received: 11/16/11 12:45 Matrix: Water

| Parameters | Results | Units | PQL | MDL | DF | Prepared | Analyzed | CAS No. | Qual |
|---|---|---|---|---|---|---|---|---|---|
| **8260 MSV** | Analytical Method: EPA 8260 | | | | | | | | |
| 1,4-Dichlorobenzene | **0.50U** | ug/L | 1.0 | 0.50 | 1 | | 11/17/11 14:54 | 106-46-7 | |
| trans-1,4-Dichloro-2-butene | **5.0U** | ug/L | 10.0 | 5.0 | 1 | | 11/17/11 14:54 | 110-57-6 | |
| 1,1-Dichloroethane | **0.50U** | ug/L | 1.0 | 0.50 | 1 | | 11/17/11 14:54 | 75-34-3 | |
| 1,2-Dichloroethane | **0.50U** | ug/L | 1.0 | 0.50 | 1 | | 11/17/11 14:54 | 107-06-2 | |
| 1,1-Dichloroethene | **0.50U** | ug/L | 1.0 | 0.50 | 1 | | 11/17/11 14:54 | 75-35-4 | |
| cis-1,2-Dichloroethene | **0.50U** | ug/L | 1.0 | 0.50 | 1 | | 11/17/11 14:54 | 156-59-2 | |
| trans-1,2-Dichloroethene | **0.50U** | ug/L | 1.0 | 0.50 | 1 | | 11/17/11 14:54 | 156-60-5 | |
| 1,2-Dichloropropane | **0.50U** | ug/L | 1.0 | 0.50 | 1 | | 11/17/11 14:54 | 78-87-5 | |
| cis-1,3-Dichloropropene | **0.25U** | ug/L | 0.50 | 0.25 | 1 | | 11/17/11 14:54 | 10061-01-5 | |
| trans-1,3-Dichloropropene | **0.25U** | ug/L | 0.50 | 0.25 | 1 | | 11/17/11 14:54 | 10061-02-6 | |
| Ethylbenzene | **0.50U** | ug/L | 1.0 | 0.50 | 1 | | 11/17/11 14:54 | 100-41-4 | |
| 2-Hexanone | **5.0U** | ug/L | 10.0 | 5.0 | 1 | | 11/17/11 14:54 | 591-78-6 | |
| Iodomethane | **0.50U** | ug/L | 1.0 | 0.50 | 1 | | 11/17/11 14:54 | 74-88-4 | |
| Methylene Chloride | **2.5U** | ug/L | 5.0 | 2.5 | 1 | | 11/17/11 14:54 | 75-09-2 | |
| 4-Methyl-2-pentanone (MIBK) | **5.0U** | ug/L | 10.0 | 5.0 | 1 | | 11/17/11 14:54 | 108-10-1 | |
| Styrene | **0.50U** | ug/L | 1.0 | 0.50 | 1 | | 11/17/11 14:54 | 100-42-5 | |
| 1,1,1,2-Tetrachloroethane | **0.50U** | ug/L | 1.0 | 0.50 | 1 | | 11/17/11 14:54 | 630-20-6 | |
| 1,1,2,2-Tetrachloroethane | **0.12U** | ug/L | 0.50 | 0.12 | 1 | | 11/17/11 14:54 | 79-34-5 | |
| Tetrachloroethene | **0.50U** | ug/L | 1.0 | 0.50 | 1 | | 11/17/11 14:54 | 127-18-4 | |
| Toluene | **0.50U** | ug/L | 1.0 | 0.50 | 1 | | 11/17/11 14:54 | 108-88-3 | |
| 1,1,1-Trichloroethane | **0.50U** | ug/L | 1.0 | 0.50 | 1 | | 11/17/11 14:54 | 71-55-6 | |
| 1,1,2-Trichloroethane | **0.50U** | ug/L | 1.0 | 0.50 | 1 | | 11/17/11 14:54 | 79-00-5 | |
| Trichloroethene | **0.50U** | ug/L | 1.0 | 0.50 | 1 | | 11/17/11 14:54 | 79-01-6 | |
| Trichlorofluoromethane | **0.50U** | ug/L | 1.0 | 0.50 | 1 | | 11/17/11 14:54 | 75-69-4 | |
| 1,2,3-Trichloropropane | **0.36U** | ug/L | 0.50 | 0.36 | 1 | | 11/17/11 14:54 | 96-18-4 | |
| Vinyl acetate | **1.0U** | ug/L | 2.0 | 1.0 | 1 | | 11/17/11 14:54 | 108-05-4 | |
| Vinyl chloride | **0.50U** | ug/L | 1.0 | 0.50 | 1 | | 11/17/11 14:54 | 75-01-4 | |
| Xylene (Total) | **0.50U** | ug/L | 1.0 | 0.50 | 1 | | 11/17/11 14:54 | 1330-20-7 | |
| ***Surrogates*** | | | | | | | | | |
| 4-Bromofluorobenzene (S) | 91 | % | 70-114 | | 1 | | 11/17/11 14:54 | 460-00-4 | |
| Dibromofluoromethane (S) | 107 | % | 88-117 | | 1 | | 11/17/11 14:54 | 1868-53-7 | |
| 1,2-Dichloroethane-d4 (S) | 106 | % | 86-125 | | 1 | | 11/17/11 14:54 | 17060-07-0 | |
| Toluene-d8 (S) | 102 | % | 87-113 | | 1 | | 11/17/11 14:54 | 2037-26-5 | |
| **2540C Total Dissolved Solids** | Analytical Method: SM 2540C | | | | | | | | |
| Total Dissolved Solids | **5.0U** | mg/L | 5.0 | 5.0 | 1 | | 11/18/11 12:16 | | |
| **300.0 IC Anions** | Analytical Method: EPA 300.0 | | | | | | | | |
| Nitrate as N | **0.025U** | mg/L | 0.050 | 0.025 | 1 | | 11/17/11 01:01 | 14797-55-8 | |
| **300.0 IC Anions 28 Days** | Analytical Method: EPA 300.0 | | | | | | | | |
| Chloride | **2.5U** | mg/L | 5.0 | 2.5 | 1 | | 11/17/11 01:01 | 16887-00-6 | |
| Sulfate | **2.5U** | mg/L | 5.0 | 2.5 | 1 | | 11/17/11 01:01 | 14808-79-8 | |

**Pace Analytical Services, Inc.**
8 East Tower Circle
Ormond Beach, FL 32174
(386)672-5668

# ANALYTICAL RESULTS

Project: Tomoka LF Semi-Annual
Pace Project No.: 3543287

**Sample: Equip blank (11/16/11)** **Lab ID: 3543287001** Collected: 11/16/11 09:35 Received: 11/16/11 12:45 Matrix: Water

| Parameters | Results | Units | PQL | MDL | DF | Prepared | Analyzed | CAS No. | Qual |
|---|---|---|---|---|---|---|---|---|---|
| **350.1 Ammonia** | Analytical Method: EPA 350.1 | | | | | | | | |
| Nitrogen, Ammonia | **0.020U** | mg/L | 0.050 | 0.020 | 1 | | 11/18/11 10:13 | 7664-41-7 | |

**Pace Analytical Services, Inc.**
8 East Tower Circle
Ormond Beach, FL 32174
(386)672-5668

# ANALYTICAL RESULTS

Project: Tomoka LF Semi-Annual
Pace Project No.: 3543287

**Sample: B61R** **Lab ID: 3543287002** Collected: 11/16/11 10:07 Received: 11/16/11 12:45 Matrix: Water

| Parameters | Results | Units | PQL | MDL | DF | Prepared | Analyzed | CAS No. | Qual |
|---|---|---|---|---|---|---|---|---|---|
| **Field Data** | Analytical Method: | | | | | | | | |
| Field pH | **6.99** | Std. Units | | | 1 | | 11/16/11 10:07 | | |
| Field Temperature | **25.75** | deg C | | | 1 | | 11/16/11 10:07 | | |
| Appearance | **Color: None, Sheen: None** | | | | 1 | | 11/16/11 10:07 | | |
| Field Specific Conductance | **1190** | umhos/cm | | | 1 | | 11/16/11 10:07 | | |
| Oxygen, Dissolved | **1.04** | mg/L | | | 1 | | 11/16/11 10:07 | 7782-44-7 | |
| REDOX | **-51.0** | mV | | | 1 | | 11/16/11 10:07 | | |
| Turbidity | **1.41** | NTU | | | 1 | | 11/16/11 10:07 | | |
| Depth to Water | **13.90** | feet | | | 1 | | 11/16/11 10:07 | | |
| Water Level(NGVD) | **25.92** | feet | | | 1 | | 11/16/11 10:07 | | |
| **8011 GCS EDB and DBCP** | Analytical Method: EPA 8011 | Preparation Method: EPA 8011 | | | | | | | |
| 1,2-Dibromo-3-chloropropane | **0.0050U** | ug/L | 0.020 | 0.0050 | 1 | 11/21/11 13:30 | 11/22/11 06:18 | 96-12-8 | |
| 1,2-Dibromoethane (EDB) | **0.0063U** | ug/L | 0.010 | 0.0063 | 1 | 11/21/11 13:30 | 11/22/11 06:18 | 106-93-4 | |
| **6010 MET ICP** | Analytical Method: EPA 6010 | Preparation Method: EPA 3010 | | | | | | | |
| Arsenic | **5.0U** | ug/L | 10.0 | 5.0 | 1 | 11/17/11 10:47 | 11/18/11 19:32 | 7440-38-2 | |
| Barium | **181** | ug/L | 10.0 | 5.0 | 1 | 11/17/11 10:47 | 11/18/11 19:32 | 7440-39-3 | |
| Beryllium | **0.50U** | ug/L | 1.0 | 0.50 | 1 | 11/17/11 10:47 | 11/18/11 19:32 | 7440-41-7 | |
| Cadmium | **0.50U** | ug/L | 1.0 | 0.50 | 1 | 11/17/11 10:47 | 11/18/11 19:32 | 7440-43-9 | |
| Chromium | **2.5U** | ug/L | 5.0 | 2.5 | 1 | 11/17/11 10:47 | 11/18/11 19:32 | 7440-47-3 | |
| Cobalt | **5.0U** | ug/L | 10.0 | 5.0 | 1 | 11/17/11 10:47 | 11/18/11 19:32 | 7440-48-4 | |
| Copper | **15.0** | ug/L | 5.0 | 2.5 | 1 | 11/17/11 10:47 | 11/18/11 19:32 | 7440-50-8 | |
| Iron | **19400** | ug/L | 40.0 | 20.0 | 1 | 11/17/11 10:47 | 11/18/11 19:32 | 7439-89-6 | |
| Lead | **5.0U** | ug/L | 10.0 | 5.0 | 1 | 11/17/11 10:47 | 11/18/11 19:32 | 7439-92-1 | |
| Nickel | **2.5U** | ug/L | 5.0 | 2.5 | 1 | 11/17/11 10:47 | 11/18/11 19:32 | 7440-02-0 | |
| Selenium | **7.5U** | ug/L | 15.0 | 7.5 | 1 | 11/17/11 10:47 | 11/18/11 19:32 | 7782-49-2 | |
| Silver | **2.5U** | ug/L | 5.0 | 2.5 | 1 | 11/17/11 10:47 | 11/18/11 19:32 | 7440-22-4 | |
| Sodium | **33.1** | mg/L | 1.0 | 0.50 | 1 | 11/17/11 10:47 | 11/18/11 19:32 | 7440-23-5 | |
| Vanadium | **5.0U** | ug/L | 10.0 | 5.0 | 1 | 11/17/11 10:47 | 11/18/11 19:32 | 7440-62-2 | |
| Zinc | **10.0U** | ug/L | 20.0 | 10.0 | 1 | 11/17/11 10:47 | 11/18/11 19:32 | 7440-66-6 | |
| **6020 MET ICPMS** | Analytical Method: EPA 6020 | Preparation Method: EPA 3010 | | | | | | | |
| Antimony | **0.50U** | ug/L | 1.0 | 0.50 | 1 | 11/17/11 10:47 | 11/18/11 12:29 | 7440-36-0 | |
| Thallium | **0.50U** | ug/L | 1.0 | 0.50 | 1 | 11/17/11 10:47 | 11/18/11 12:29 | 7440-28-0 | |
| **7470 Mercury** | Analytical Method: EPA 7470 | Preparation Method: EPA 7470 | | | | | | | |
| Mercury | **0.10U** | ug/L | 0.20 | 0.10 | 1 | 11/17/11 05:00 | 11/17/11 15:18 | 7439-97-6 | |
| **8260 MSV** | Analytical Method: EPA 8260 | | | | | | | | |
| Acetone | **5.0U** | ug/L | 10.0 | 5.0 | 1 | | 11/17/11 19:27 | 67-64-1 | |
| Acrylonitrile | **5.0U** | ug/L | 10.0 | 5.0 | 1 | | 11/17/11 19:27 | 107-13-1 | |
| Benzene | **0.50U** | ug/L | 1.0 | 0.50 | 1 | | 11/17/11 19:27 | 71-43-2 | |
| Bromochloromethane | **0.50U** | ug/L | 1.0 | 0.50 | 1 | | 11/17/11 19:27 | 74-97-5 | |

**Pace Analytical Services, Inc.**
8 East Tower Circle
Ormond Beach, FL 32174
(386)672-5668

# ANALYTICAL RESULTS

Project: Tomoka LF Semi-Annual
Pace Project No.: 3543287

**Sample: B61R** **Lab ID: 3543287002** Collected: 11/16/11 10:07 Received: 11/16/11 12:45 Matrix: Water

| Parameters | Results | Units | PQL | MDL | DF | Prepared | Analyzed | CAS No. | Qual |
|---|---|---|---|---|---|---|---|---|---|
| **8260 MSV** | Analytical Method: EPA 8260 | | | | | | | | |
| Bromodichloromethane | **0.27U** | ug/L | 0.60 | 0.27 | 1 | | 11/17/11 19:27 | 75-27-4 | |
| Bromoform | **0.50U** | ug/L | 1.0 | 0.50 | 1 | | 11/17/11 19:27 | 75-25-2 | |
| Bromomethane | **0.50U** | ug/L | 1.0 | 0.50 | 1 | | 11/17/11 19:27 | 74-83-9 | |
| 2-Butanone (MEK) | **5.0U** | ug/L | 10.0 | 5.0 | 1 | | 11/17/11 19:27 | 78-93-3 | |
| Carbon disulfide | **5.0U** | ug/L | 10.0 | 5.0 | 1 | | 11/17/11 19:27 | 75-15-0 | |
| Carbon tetrachloride | **0.50U** | ug/L | 1.0 | 0.50 | 1 | | 11/17/11 19:27 | 56-23-5 | |
| Chlorobenzene | **0.50U** | ug/L | 1.0 | 0.50 | 1 | | 11/17/11 19:27 | 108-90-7 | |
| Chloroethane | **0.50U** | ug/L | 1.0 | 0.50 | 1 | | 11/17/11 19:27 | 75-00-3 | |
| Chloroform | **0.50U** | ug/L | 1.0 | 0.50 | 1 | | 11/17/11 19:27 | 67-66-3 | |
| Chloromethane | **0.62U** | ug/L | 1.0 | 0.62 | 1 | | 11/17/11 19:27 | 74-87-3 | |
| Dibromochloromethane | **0.26U** | ug/L | 0.50 | 0.26 | 1 | | 11/17/11 19:27 | 124-48-1 | |
| Dibromomethane | **0.50U** | ug/L | 1.0 | 0.50 | 1 | | 11/17/11 19:27 | 74-95-3 | |
| 1,2-Dichlorobenzene | **0.50U** | ug/L | 1.0 | 0.50 | 1 | | 11/17/11 19:27 | 95-50-1 | |
| 1,4-Dichlorobenzene | **0.50U** | ug/L | 1.0 | 0.50 | 1 | | 11/17/11 19:27 | 106-46-7 | |
| trans-1,4-Dichloro-2-butene | **5.0U** | ug/L | 10.0 | 5.0 | 1 | | 11/17/11 19:27 | 110-57-6 | |
| 1,1-Dichloroethane | **0.50U** | ug/L | 1.0 | 0.50 | 1 | | 11/17/11 19:27 | 75-34-3 | |
| 1,2-Dichloroethane | **0.50U** | ug/L | 1.0 | 0.50 | 1 | | 11/17/11 19:27 | 107-06-2 | |
| 1,1-Dichloroethene | **0.50U** | ug/L | 1.0 | 0.50 | 1 | | 11/17/11 19:27 | 75-35-4 | |
| cis-1,2-Dichloroethene | **0.50U** | ug/L | 1.0 | 0.50 | 1 | | 11/17/11 19:27 | 156-59-2 | |
| trans-1,2-Dichloroethene | **0.50U** | ug/L | 1.0 | 0.50 | 1 | | 11/17/11 19:27 | 156-60-5 | |
| 1,2-Dichloropropane | **0.50U** | ug/L | 1.0 | 0.50 | 1 | | 11/17/11 19:27 | 78-87-5 | |
| cis-1,3-Dichloropropene | **0.25U** | ug/L | 0.50 | 0.25 | 1 | | 11/17/11 19:27 | 10061-01-5 | |
| trans-1,3-Dichloropropene | **0.25U** | ug/L | 0.50 | 0.25 | 1 | | 11/17/11 19:27 | 10061-02-6 | |
| Ethylbenzene | **0.50U** | ug/L | 1.0 | 0.50 | 1 | | 11/17/11 19:27 | 100-41-4 | |
| 2-Hexanone | **5.0U** | ug/L | 10.0 | 5.0 | 1 | | 11/17/11 19:27 | 591-78-6 | |
| Iodomethane | **0.50U** | ug/L | 1.0 | 0.50 | 1 | | 11/17/11 19:27 | 74-88-4 | |
| Methylene Chloride | **2.5U** | ug/L | 5.0 | 2.5 | 1 | | 11/17/11 19:27 | 75-09-2 | |
| 4-Methyl-2-pentanone (MIBK) | **5.0U** | ug/L | 10.0 | 5.0 | 1 | | 11/17/11 19:27 | 108-10-1 | |
| Styrene | **0.50U** | ug/L | 1.0 | 0.50 | 1 | | 11/17/11 19:27 | 100-42-5 | |
| 1,1,1,2-Tetrachloroethane | **0.50U** | ug/L | 1.0 | 0.50 | 1 | | 11/17/11 19:27 | 630-20-6 | |
| 1,1,2,2-Tetrachloroethane | **0.12U** | ug/L | 0.50 | 0.12 | 1 | | 11/17/11 19:27 | 79-34-5 | |
| Tetrachloroethene | **0.50U** | ug/L | 1.0 | 0.50 | 1 | | 11/17/11 19:27 | 127-18-4 | |
| Toluene | **0.50U** | ug/L | 1.0 | 0.50 | 1 | | 11/17/11 19:27 | 108-88-3 | |
| 1,1,1-Trichloroethane | **0.50U** | ug/L | 1.0 | 0.50 | 1 | | 11/17/11 19:27 | 71-55-6 | |
| 1,1,2-Trichloroethane | **0.50U** | ug/L | 1.0 | 0.50 | 1 | | 11/17/11 19:27 | 79-00-5 | |
| Trichloroethene | **0.50U** | ug/L | 1.0 | 0.50 | 1 | | 11/17/11 19:27 | 79-01-6 | |
| Trichlorofluoromethane | **0.50U** | ug/L | 1.0 | 0.50 | 1 | | 11/17/11 19:27 | 75-69-4 | |
| 1,2,3-Trichloropropane | **0.36U** | ug/L | 0.50 | 0.36 | 1 | | 11/17/11 19:27 | 96-18-4 | |
| Vinyl acetate | **1.0U** | ug/L | 2.0 | 1.0 | 1 | | 11/17/11 19:27 | 108-05-4 | |
| Vinyl chloride | **0.50U** | ug/L | 1.0 | 0.50 | 1 | | 11/17/11 19:27 | 75-01-4 | |
| Xylene (Total) | **0.50U** | ug/L | 1.0 | 0.50 | 1 | | 11/17/11 19:27 | 1330-20-7 | |
| ***Surrogates*** | | | | | | | | | |
| 4-Bromofluorobenzene (S) | 87 | % | 70-114 | | 1 | | 11/17/11 19:27 | 460-00-4 | |
| Dibromofluoromethane (S) | 106 | % | 88-117 | | 1 | | 11/17/11 19:27 | 1868-53-7 | |
| 1,2-Dichloroethane-d4 (S) | 108 | % | 86-125 | | 1 | | 11/17/11 19:27 | 17060-07-0 | |
| Toluene-d8 (S) | 99 | % | 87-113 | | 1 | | 11/17/11 19:27 | 2037-26-5 | |

**Pace Analytical Services, Inc.**
8 East Tower Circle
Ormond Beach, FL 32174
(386)672-5668

# ANALYTICAL RESULTS

Project: Tomoka LF Semi-Annual
Pace Project No.: 3543287

**Sample: B61R** **Lab ID: 3543287002** Collected: 11/16/11 10:07 Received: 11/16/11 12:45 Matrix: Water

| Parameters | Results | Units | PQL | MDL | DF | Prepared | Analyzed | CAS No. | Qual |
|---|---|---|---|---|---|---|---|---|---|
| **2540C Total Dissolved Solids** | Analytical Method: SM 2540C | | | | | | | | |
| Total Dissolved Solids | **644** | mg/L | 10.0 | 10.0 | 1 | | 11/18/11 12:17 | | |
| **300.0 IC Anions** | Analytical Method: EPA 300.0 | | | | | | | | |
| Nitrate as N | **0.30** | mg/L | 0.10 | 0.050 | 2 | | 11/17/11 02:02 | 14797-55-8 | |
| **300.0 IC Anions 28 Days** | Analytical Method: EPA 300.0 | | | | | | | | |
| Chloride | **25.0** | mg/L | 10.0 | 5.0 | 2 | | 11/17/11 02:02 | 16887-00-6 | |
| Sulfate | **18.7** | mg/L | 10.0 | 5.0 | 2 | | 11/17/11 02:02 | 14808-79-8 | |
| **350.1 Ammonia** | Analytical Method: EPA 350.1 | | | | | | | | |
| Nitrogen, Ammonia | **22.5** | mg/L | 0.25 | 0.10 | 5 | | 11/22/11 11:53 | 7664-41-7 | |

**Pace Analytical Services, Inc.**
8 East Tower Circle
Ormond Beach, FL 32174
(386)672-5668

# ANALYTICAL RESULTS

Project: Tomoka LF Semi-Annual
Pace Project No.: 3543287

**Sample: B62-1R** **Lab ID: 3543287003** Collected: 11/16/11 10:55 Received: 11/16/11 12:45 Matrix: Water

| Parameters | Results | Units | PQL | MDL | DF | Prepared | Analyzed | CAS No. | Qual |
|---|---|---|---|---|---|---|---|---|---|
| **Field Data** | Analytical Method: | | | | | | | | |
| Field pH | **7.22** | Std. Units | | | 1 | | 11/16/11 10:55 | | |
| Field Temperature | **24.65** | deg C | | | 1 | | 11/16/11 10:55 | | |
| Appearance | **Color: None, Sheen: None** | | | | 1 | | 11/16/11 10:55 | | |
| Field Specific Conductance | **2657** | umhos/cm | | | 1 | | 11/16/11 10:55 | | |
| Oxygen, Dissolved | **0.14** | mg/L | | | 1 | | 11/16/11 10:55 | 7782-44-7 | |
| REDOX | **-104.1** | mV | | | 1 | | 11/16/11 10:55 | | |
| Turbidity | **2.35** | NTU | | | 1 | | 11/16/11 10:55 | | |
| Depth to Water | **14.25** | feet | | | 1 | | 11/16/11 10:55 | | |
| Water Level(NGVD) | **25.48** | feet | | | 1 | | 11/16/11 10:55 | | |
| **8011 GCS EDB and DBCP** | Analytical Method: EPA 8011 Preparation Method: EPA 8011 | | | | | | | | |
| 1,2-Dibromo-3-chloropropane | **0.0049U** | ug/L | 0.020 | 0.0049 | 1 | 11/21/11 13:30 | 11/22/11 06:34 | 96-12-8 | |
| 1,2-Dibromoethane (EDB) | **0.0062U** | ug/L | 0.010 | 0.0062 | 1 | 11/21/11 13:30 | 11/22/11 06:34 | 106-93-4 | |
| **6010 MET ICP** | Analytical Method: EPA 6010 Preparation Method: EPA 3010 | | | | | | | | |
| Arsenic | **5.0U** | ug/L | 10.0 | 5.0 | 1 | 11/17/11 10:47 | 11/18/11 19:36 | 7440-38-2 | |
| Barium | **471** | ug/L | 10.0 | 5.0 | 1 | 11/17/11 10:47 | 11/18/11 19:36 | 7440-39-3 | |
| Beryllium | **0.50U** | ug/L | 1.0 | 0.50 | 1 | 11/17/11 10:47 | 11/18/11 19:36 | 7440-41-7 | |
| Cadmium | **0.50U** | ug/L | 1.0 | 0.50 | 1 | 11/17/11 10:47 | 11/18/11 19:36 | 7440-43-9 | |
| Chromium | **2.5U** | ug/L | 5.0 | 2.5 | 1 | 11/17/11 10:47 | 11/18/11 19:36 | 7440-47-3 | |
| Cobalt | **5.0U** | ug/L | 10.0 | 5.0 | 1 | 11/17/11 10:47 | 11/18/11 19:36 | 7440-48-4 | |
| Copper | **2.5U** | ug/L | 5.0 | 2.5 | 1 | 11/17/11 10:47 | 11/18/11 19:36 | 7440-50-8 | |
| Iron | **24000** | ug/L | 40.0 | 20.0 | 1 | 11/17/11 10:47 | 11/18/11 19:36 | 7439-89-6 | J(M1) |
| Lead | **5.0U** | ug/L | 10.0 | 5.0 | 1 | 11/17/11 10:47 | 11/18/11 19:36 | 7439-92-1 | |
| Nickel | **7.7** | ug/L | 5.0 | 2.5 | 1 | 11/17/11 10:47 | 11/18/11 19:36 | 7440-02-0 | |
| Selenium | **7.5U** | ug/L | 15.0 | 7.5 | 1 | 11/17/11 10:47 | 11/18/11 19:36 | 7782-49-2 | |
| Silver | **2.5U** | ug/L | 5.0 | 2.5 | 1 | 11/17/11 10:47 | 11/18/11 19:36 | 7440-22-4 | |
| Sodium | **223** | mg/L | 1.0 | 0.50 | 1 | 11/17/11 10:47 | 11/18/11 19:36 | 7440-23-5 | J(M1) |
| Vanadium | **5.0U** | ug/L | 10.0 | 5.0 | 1 | 11/17/11 10:47 | 11/18/11 19:36 | 7440-62-2 | |
| Zinc | **10.0U** | ug/L | 20.0 | 10.0 | 1 | 11/17/11 10:47 | 11/18/11 19:36 | 7440-66-6 | |
| **6020 MET ICPMS** | Analytical Method: EPA 6020 Preparation Method: EPA 3010 | | | | | | | | |
| Antimony | **0.50U** | ug/L | 1.0 | 0.50 | 1 | 11/17/11 10:47 | 11/18/11 12:36 | 7440-36-0 | |
| Thallium | **0.50U** | ug/L | 1.0 | 0.50 | 1 | 11/17/11 10:47 | 11/18/11 12:36 | 7440-28-0 | |
| **7470 Mercury** | Analytical Method: EPA 7470 Preparation Method: EPA 7470 | | | | | | | | |
| Mercury | **0.10U** | ug/L | 0.20 | 0.10 | 1 | 11/17/11 05:00 | 11/17/11 15:26 | 7439-97-6 | |
| **8260 MSV** | Analytical Method: EPA 8260 | | | | | | | | |
| Acetone | **5.0U** | ug/L | 10.0 | 5.0 | 1 | | 11/17/11 19:51 | 67-64-1 | |
| Acrylonitrile | **5.0U** | ug/L | 10.0 | 5.0 | 1 | | 11/17/11 19:51 | 107-13-1 | |
| Benzene | **0.50U** | ug/L | 1.0 | 0.50 | 1 | | 11/17/11 19:51 | 71-43-2 | |
| Bromochloromethane | **0.50U** | ug/L | 1.0 | 0.50 | 1 | | 11/17/11 19:51 | 74-97-5 | |

**Pace Analytical Services, Inc.**
8 East Tower Circle
Ormond Beach, FL 32174
(386)672-5668

# ANALYTICAL RESULTS

Project: Tomoka LF Semi-Annual
Pace Project No.: 3543287

**Sample: B62-1R** **Lab ID: 3543287003** Collected: 11/16/11 10:55 Received: 11/16/11 12:45 Matrix: Water

| Parameters | Results | Units | PQL | MDL | DF | Prepared | Analyzed | CAS No. | Qual |
|---|---|---|---|---|---|---|---|---|---|
| **8260 MSV** | Analytical Method: EPA 8260 | | | | | | | | |
| Bromodichloromethane | **0.27U** | ug/L | 0.60 | 0.27 | 1 | | 11/17/11 19:51 | 75-27-4 | |
| Bromoform | **0.50U** | ug/L | 1.0 | 0.50 | 1 | | 11/17/11 19:51 | 75-25-2 | |
| Bromomethane | **0.50U** | ug/L | 1.0 | 0.50 | 1 | | 11/17/11 19:51 | 74-83-9 | |
| 2-Butanone (MEK) | **5.0U** | ug/L | 10.0 | 5.0 | 1 | | 11/17/11 19:51 | 78-93-3 | |
| Carbon disulfide | **5.0U** | ug/L | 10.0 | 5.0 | 1 | | 11/17/11 19:51 | 75-15-0 | |
| Carbon tetrachloride | **0.50U** | ug/L | 1.0 | 0.50 | 1 | | 11/17/11 19:51 | 56-23-5 | |
| Chlorobenzene | **2.5** | ug/L | 1.0 | 0.50 | 1 | | 11/17/11 19:51 | 108-90-7 | |
| Chloroethane | **0.50U** | ug/L | 1.0 | 0.50 | 1 | | 11/17/11 19:51 | 75-00-3 | |
| Chloroform | **0.50U** | ug/L | 1.0 | 0.50 | 1 | | 11/17/11 19:51 | 67-66-3 | |
| Chloromethane | **0.62U** | ug/L | 1.0 | 0.62 | 1 | | 11/17/11 19:51 | 74-87-3 | |
| Dibromochloromethane | **0.26U** | ug/L | 0.50 | 0.26 | 1 | | 11/17/11 19:51 | 124-48-1 | |
| Dibromomethane | **0.50U** | ug/L | 1.0 | 0.50 | 1 | | 11/17/11 19:51 | 74-95-3 | |
| 1,2-Dichlorobenzene | **0.50U** | ug/L | 1.0 | 0.50 | 1 | | 11/17/11 19:51 | 95-50-1 | |
| 1,4-Dichlorobenzene | **0.50U** | ug/L | 1.0 | 0.50 | 1 | | 11/17/11 19:51 | 106-46-7 | |
| trans-1,4-Dichloro-2-butene | **5.0U** | ug/L | 10.0 | 5.0 | 1 | | 11/17/11 19:51 | 110-57-6 | |
| 1,1-Dichloroethane | **0.50U** | ug/L | 1.0 | 0.50 | 1 | | 11/17/11 19:51 | 75-34-3 | |
| 1,2-Dichloroethane | **0.50U** | ug/L | 1.0 | 0.50 | 1 | | 11/17/11 19:51 | 107-06-2 | |
| 1,1-Dichloroethene | **0.50U** | ug/L | 1.0 | 0.50 | 1 | | 11/17/11 19:51 | 75-35-4 | |
| cis-1,2-Dichloroethene | **0.50U** | ug/L | 1.0 | 0.50 | 1 | | 11/17/11 19:51 | 156-59-2 | |
| trans-1,2-Dichloroethene | **0.50U** | ug/L | 1.0 | 0.50 | 1 | | 11/17/11 19:51 | 156-60-5 | |
| 1,2-Dichloropropane | **0.50U** | ug/L | 1.0 | 0.50 | 1 | | 11/17/11 19:51 | 78-87-5 | |
| cis-1,3-Dichloropropene | **0.25U** | ug/L | 0.50 | 0.25 | 1 | | 11/17/11 19:51 | 10061-01-5 | |
| trans-1,3-Dichloropropene | **0.25U** | ug/L | 0.50 | 0.25 | 1 | | 11/17/11 19:51 | 10061-02-6 | |
| Ethylbenzene | **0.50U** | ug/L | 1.0 | 0.50 | 1 | | 11/17/11 19:51 | 100-41-4 | |
| 2-Hexanone | **5.0U** | ug/L | 10.0 | 5.0 | 1 | | 11/17/11 19:51 | 591-78-6 | |
| Iodomethane | **0.50U** | ug/L | 1.0 | 0.50 | 1 | | 11/17/11 19:51 | 74-88-4 | |
| Methylene Chloride | **2.5U** | ug/L | 5.0 | 2.5 | 1 | | 11/17/11 19:51 | 75-09-2 | |
| 4-Methyl-2-pentanone (MIBK) | **5.0U** | ug/L | 10.0 | 5.0 | 1 | | 11/17/11 19:51 | 108-10-1 | |
| Styrene | **0.50U** | ug/L | 1.0 | 0.50 | 1 | | 11/17/11 19:51 | 100-42-5 | |
| 1,1,1,2-Tetrachloroethane | **0.50U** | ug/L | 1.0 | 0.50 | 1 | | 11/17/11 19:51 | 630-20-6 | |
| 1,1,2,2-Tetrachloroethane | **0.12U** | ug/L | 0.50 | 0.12 | 1 | | 11/17/11 19:51 | 79-34-5 | |
| Tetrachloroethene | **0.50U** | ug/L | 1.0 | 0.50 | 1 | | 11/17/11 19:51 | 127-18-4 | |
| Toluene | **0.50U** | ug/L | 1.0 | 0.50 | 1 | | 11/17/11 19:51 | 108-88-3 | |
| 1,1,1-Trichloroethane | **0.50U** | ug/L | 1.0 | 0.50 | 1 | | 11/17/11 19:51 | 71-55-6 | |
| 1,1,2-Trichloroethane | **0.50U** | ug/L | 1.0 | 0.50 | 1 | | 11/17/11 19:51 | 79-00-5 | |
| Trichloroethene | **0.50U** | ug/L | 1.0 | 0.50 | 1 | | 11/17/11 19:51 | 79-01-6 | |
| Trichlorofluoromethane | **0.50U** | ug/L | 1.0 | 0.50 | 1 | | 11/17/11 19:51 | 75-69-4 | |
| 1,2,3-Trichloropropane | **0.36U** | ug/L | 0.50 | 0.36 | 1 | | 11/17/11 19:51 | 96-18-4 | |
| Vinyl acetate | **1.0U** | ug/L | 2.0 | 1.0 | 1 | | 11/17/11 19:51 | 108-05-4 | |
| Vinyl chloride | **0.50U** | ug/L | 1.0 | 0.50 | 1 | | 11/17/11 19:51 | 75-01-4 | |
| Xylene (Total) | **0.50U** | ug/L | 1.0 | 0.50 | 1 | | 11/17/11 19:51 | 1330-20-7 | |
| ***Surrogates*** | | | | | | | | | |
| 4-Bromofluorobenzene (S) | 91 | % | 70-114 | | 1 | | 11/17/11 19:51 | 460-00-4 | |
| Dibromofluoromethane (S) | 107 | % | 88-117 | | 1 | | 11/17/11 19:51 | 1868-53-7 | |
| 1,2-Dichloroethane-d4 (S) | 106 | % | 86-125 | | 1 | | 11/17/11 19:51 | 17060-07-0 | |
| Toluene-d8 (S) | 100 | % | 87-113 | | 1 | | 11/17/11 19:51 | 2037-26-5 | |

**Pace Analytical Services, Inc.**
8 East Tower Circle
Ormond Beach, FL 32174
(386)672-5668

# ANALYTICAL RESULTS

Project: Tomoka LF Semi-Annual
Pace Project No.: 3543287

**Sample: B62-1R** **Lab ID: 3543287003** Collected: 11/16/11 10:55 Received: 11/16/11 12:45 Matrix: Water

| Parameters | Results | Units | PQL | MDL | DF | Prepared | Analyzed | CAS No. | Qual |
|---|---|---|---|---|---|---|---|---|---|
| **2540C Total Dissolved Solids** | Analytical Method: SM 2540C | | | | | | | | |
| Total Dissolved Solids | **1290** | mg/L | 20.0 | 20.0 | 1 | | 11/18/11 12:17 | | |
| **300.0 IC Anions** | Analytical Method: EPA 300.0 | | | | | | | | |
| Nitrate as N | **0.050U** | mg/L | 0.10 | 0.050 | 2 | | 11/17/11 02:14 | 14797-55-8 | |
| **300.0 IC Anions 28 Days** | Analytical Method: EPA 300.0 | | | | | | | | |
| Chloride | **171** | mg/L | 10.0 | 5.0 | 2 | | 11/17/11 02:14 | 16887-00-6 | |
| Sulfate | **44.9** | mg/L | 10.0 | 5.0 | 2 | | 11/17/11 02:14 | 14808-79-8 | |
| **350.1 Ammonia** | Analytical Method: EPA 350.1 | | | | | | | | |
| Nitrogen, Ammonia | **105** | mg/L | 0.50 | 0.20 | 10 | | 11/22/11 12:46 | 7664-41-7 | |

**Pace Analytical Services, Inc.**
8 East Tower Circle
Ormond Beach, FL 32174
(386)672-5668

# ANALYTICAL RESULTS

Project: Tomoka LF Semi-Annual
Pace Project No.: 3543287

**Sample: Trip blank (11/16/11)** **Lab ID: 3543287004** Collected: 11/16/11 08:00 Received: 11/16/11 12:45 Matrix: Water

| Parameters | Results | Units | PQL | MDL | DF | Prepared | Analyzed | CAS No. | Qual |
|---|---|---|---|---|---|---|---|---|---|
| **8260 MSV** | Analytical Method: EPA 8260 | | | | | | | | |
| Acetone | **5.0U** | ug/L | 10.0 | 5.0 | 1 | | 11/17/11 15:18 | 67-64-1 | |
| Acrylonitrile | **5.0U** | ug/L | 10.0 | 5.0 | 1 | | 11/17/11 15:18 | 107-13-1 | |
| Benzene | **0.50U** | ug/L | 1.0 | 0.50 | 1 | | 11/17/11 15:18 | 71-43-2 | |
| Bromochloromethane | **0.50U** | ug/L | 1.0 | 0.50 | 1 | | 11/17/11 15:18 | 74-97-5 | |
| Bromodichloromethane | **0.27U** | ug/L | 0.60 | 0.27 | 1 | | 11/17/11 15:18 | 75-27-4 | |
| Bromoform | **0.50U** | ug/L | 1.0 | 0.50 | 1 | | 11/17/11 15:18 | 75-25-2 | |
| Bromomethane | **0.50U** | ug/L | 1.0 | 0.50 | 1 | | 11/17/11 15:18 | 74-83-9 | |
| 2-Butanone (MEK) | **5.0U** | ug/L | 10.0 | 5.0 | 1 | | 11/17/11 15:18 | 78-93-3 | |
| Carbon disulfide | **5.0U** | ug/L | 10.0 | 5.0 | 1 | | 11/17/11 15:18 | 75-15-0 | |
| Carbon tetrachloride | **0.50U** | ug/L | 1.0 | 0.50 | 1 | | 11/17/11 15:18 | 56-23-5 | |
| Chlorobenzene | **0.50U** | ug/L | 1.0 | 0.50 | 1 | | 11/17/11 15:18 | 108-90-7 | |
| Chloroethane | **0.50U** | ug/L | 1.0 | 0.50 | 1 | | 11/17/11 15:18 | 75-00-3 | |
| Chloroform | **0.50U** | ug/L | 1.0 | 0.50 | 1 | | 11/17/11 15:18 | 67-66-3 | |
| Chloromethane | **0.62U** | ug/L | 1.0 | 0.62 | 1 | | 11/17/11 15:18 | 74-87-3 | |
| 1,2-Dibromo-3-chloropropane | **1.0U** | ug/L | 2.0 | 1.0 | 1 | | 11/17/11 15:18 | 96-12-8 | |
| Dibromochloromethane | **0.26U** | ug/L | 0.50 | 0.26 | 1 | | 11/17/11 15:18 | 124-48-1 | |
| 1,2-Dibromoethane (EDB) | **0.50U** | ug/L | 1.0 | 0.50 | 1 | | 11/17/11 15:18 | 106-93-4 | |
| Dibromomethane | **0.50U** | ug/L | 1.0 | 0.50 | 1 | | 11/17/11 15:18 | 74-95-3 | |
| 1,2-Dichlorobenzene | **0.50U** | ug/L | 1.0 | 0.50 | 1 | | 11/17/11 15:18 | 95-50-1 | |
| 1,4-Dichlorobenzene | **0.50U** | ug/L | 1.0 | 0.50 | 1 | | 11/17/11 15:18 | 106-46-7 | |
| trans-1,4-Dichloro-2-butene | **5.0U** | ug/L | 10.0 | 5.0 | 1 | | 11/17/11 15:18 | 110-57-6 | |
| 1,1-Dichloroethane | **0.50U** | ug/L | 1.0 | 0.50 | 1 | | 11/17/11 15:18 | 75-34-3 | |
| 1,2-Dichloroethane | **0.50U** | ug/L | 1.0 | 0.50 | 1 | | 11/17/11 15:18 | 107-06-2 | |
| 1,1-Dichloroethene | **0.50U** | ug/L | 1.0 | 0.50 | 1 | | 11/17/11 15:18 | 75-35-4 | |
| cis-1,2-Dichloroethene | **0.50U** | ug/L | 1.0 | 0.50 | 1 | | 11/17/11 15:18 | 156-59-2 | |
| trans-1,2-Dichloroethene | **0.50U** | ug/L | 1.0 | 0.50 | 1 | | 11/17/11 15:18 | 156-60-5 | |
| 1,2-Dichloropropane | **0.50U** | ug/L | 1.0 | 0.50 | 1 | | 11/17/11 15:18 | 78-87-5 | |
| cis-1,3-Dichloropropene | **0.25U** | ug/L | 0.50 | 0.25 | 1 | | 11/17/11 15:18 | 10061-01-5 | |
| trans-1,3-Dichloropropene | **0.25U** | ug/L | 0.50 | 0.25 | 1 | | 11/17/11 15:18 | 10061-02-6 | |
| Ethylbenzene | **0.50U** | ug/L | 1.0 | 0.50 | 1 | | 11/17/11 15:18 | 100-41-4 | |
| 2-Hexanone | **5.0U** | ug/L | 10.0 | 5.0 | 1 | | 11/17/11 15:18 | 591-78-6 | |
| Iodomethane | **0.50U** | ug/L | 1.0 | 0.50 | 1 | | 11/17/11 15:18 | 74-88-4 | |
| Methylene Chloride | **2.5U** | ug/L | 5.0 | 2.5 | 1 | | 11/17/11 15:18 | 75-09-2 | |
| 4-Methyl-2-pentanone (MIBK) | **5.0U** | ug/L | 10.0 | 5.0 | 1 | | 11/17/11 15:18 | 108-10-1 | |
| Styrene | **0.50U** | ug/L | 1.0 | 0.50 | 1 | | 11/17/11 15:18 | 100-42-5 | |
| 1,1,1,2-Tetrachloroethane | **0.50U** | ug/L | 1.0 | 0.50 | 1 | | 11/17/11 15:18 | 630-20-6 | |
| 1,1,2,2-Tetrachloroethane | **0.12U** | ug/L | 0.50 | 0.12 | 1 | | 11/17/11 15:18 | 79-34-5 | |
| Tetrachloroethene | **0.50U** | ug/L | 1.0 | 0.50 | 1 | | 11/17/11 15:18 | 127-18-4 | |
| Toluene | **0.50U** | ug/L | 1.0 | 0.50 | 1 | | 11/17/11 15:18 | 108-88-3 | |
| 1,1,1-Trichloroethane | **0.50U** | ug/L | 1.0 | 0.50 | 1 | | 11/17/11 15:18 | 71-55-6 | |
| 1,1,2-Trichloroethane | **0.50U** | ug/L | 1.0 | 0.50 | 1 | | 11/17/11 15:18 | 79-00-5 | |
| Trichloroethene | **0.50U** | ug/L | 1.0 | 0.50 | 1 | | 11/17/11 15:18 | 79-01-6 | |
| Trichlorofluoromethane | **0.50U** | ug/L | 1.0 | 0.50 | 1 | | 11/17/11 15:18 | 75-69-4 | |
| 1,2,3-Trichloropropane | **0.36U** | ug/L | 0.50 | 0.36 | 1 | | 11/17/11 15:18 | 96-18-4 | |
| Vinyl acetate | **1.0U** | ug/L | 2.0 | 1.0 | 1 | | 11/17/11 15:18 | 108-05-4 | |
| Vinyl chloride | **0.50U** | ug/L | 1.0 | 0.50 | 1 | | 11/17/11 15:18 | 75-01-4 | |

**Pace Analytical Services, Inc.**
8 East Tower Circle
Ormond Beach, FL 32174
(386)672-5668

# ANALYTICAL RESULTS

Project: Tomoka LF Semi-Annual
Pace Project No.: 3543287

**Sample: Trip blank (11/16/11)** **Lab ID: 3543287004** Collected: 11/16/11 08:00 Received: 11/16/11 12:45 Matrix: Water

| Parameters | Results | Units | PQL | MDL | DF | Prepared | Analyzed | CAS No. | Qual |
|---|---|---|---|---|---|---|---|---|---|
| **8260 MSV** | Analytical Method: EPA 8260 | | | | | | | | |
| Xylene (Total) | **0.50U** | ug/L | 1.0 | 0.50 | 1 | | 11/17/11 15:18 | 1330-20-7 | |
| ***Surrogates*** | | | | | | | | | |
| 4-Bromofluorobenzene (S) | 89 | % | 70-114 | | 1 | | 11/17/11 15:18 | 460-00-4 | |
| Dibromofluoromethane (S) | 106 | % | 88-117 | | 1 | | 11/17/11 15:18 | 1868-53-7 | |
| 1,2-Dichloroethane-d4 (S) | 104 | % | 86-125 | | 1 | | 11/17/11 15:18 | 17060-07-0 | |
| Toluene-d8 (S) | 100 | % | 87-113 | | 1 | | 11/17/11 15:18 | 2037-26-5 | |

**Pace Analytical Services, Inc.**
8 East Tower Circle
Ormond Beach, FL 32174
(386)672-5668

# QUALITY CONTROL DATA

Project: Tomoka LF Semi-Annual
Pace Project No.: 3543287

QC Batch: MERP/2266 Analysis Method: EPA 7470
QC Batch Method: EPA 7470 Analysis Description: 7470 Mercury
Associated Lab Samples: 3543287001, 3543287002, 3543287003

METHOD BLANK: 292733 Matrix: Water
Associated Lab Samples: 3543287001, 3543287002, 3543287003

| Parameter | Units | Blank Result | Reporting Limit | Analyzed | Qualifiers |
|---|---|---|---|---|---|
| Mercury | ug/L | 0.10U | 0.20 | 11/17/11 14:01 | |

LABORATORY CONTROL SAMPLE: 292734

| Parameter | Units | Spike Conc. | LCS Result | LCS % Rec | % Rec Limits | Qualifiers |
|---|---|---|---|---|---|---|
| Mercury | ug/L | 2 | 1.9 | 97 | 80-120 | |

MATRIX SPIKE & MATRIX SPIKE DUPLICATE: 292794 292795

| Parameter | Units | 3543246003 Result | MS Spike Conc. | MSD Spike Conc. | MS Result | MSD Result | MS % Rec | MSD % Rec | % Rec Limits | RPD | Max RPD | Qual |
|---|---|---|---|---|---|---|---|---|---|---|---|---|
| Mercury | ug/L | 0.10U | 2 | 2 | 1.9 | 1.9 | 94 | 93 | 80-120 | .5 | 20 | |

**Pace Analytical Services, Inc.**
8 East Tower Circle
Ormond Beach, FL 32174
(386)672-5668

# QUALITY CONTROL DATA

Project: Tomoka LF Semi-Annual
Pace Project No.: 3543287

QC Batch: MPRP/6475 Analysis Method: EPA 6010
QC Batch Method: EPA 3010 Analysis Description: 6010 MET
Associated Lab Samples: 3543287001, 3543287002, 3543287003

METHOD BLANK: 292842 Matrix: Water
Associated Lab Samples: 3543287001, 3543287002, 3543287003

| Parameter | Units | Blank Result | Reporting Limit | Analyzed | Qualifiers |
|---|---|---|---|---|---|
| Arsenic | ug/L | 5.0U | 10.0 | 11/18/11 19:11 | |
| Barium | ug/L | 5.0U | 10.0 | 11/18/11 19:11 | |
| Beryllium | ug/L | 0.50U | 1.0 | 11/18/11 19:11 | |
| Cadmium | ug/L | 0.50U | 1.0 | 11/18/11 19:11 | |
| Chromium | ug/L | 2.5U | 5.0 | 11/18/11 19:11 | |
| Cobalt | ug/L | 5.0U | 10.0 | 11/18/11 19:11 | |
| Copper | ug/L | 2.5U | 5.0 | 11/18/11 19:11 | |
| Iron | ug/L | 20.0U | 40.0 | 11/18/11 19:11 | |
| Lead | ug/L | 5.0U | 10.0 | 11/18/11 19:11 | |
| Nickel | ug/L | 2.5U | 5.0 | 11/18/11 19:11 | |
| Selenium | ug/L | 7.5U | 15.0 | 11/18/11 19:11 | |
| Silver | ug/L | 2.5U | 5.0 | 11/18/11 19:11 | |
| Sodium | mg/L | 0.50U | 1.0 | 11/18/11 19:11 | |
| Vanadium | ug/L | 5.0U | 10.0 | 11/18/11 19:11 | |
| Zinc | ug/L | 10.0U | 20.0 | 11/18/11 19:11 | |

LABORATORY CONTROL SAMPLE: 292843

| Parameter | Units | Spike Conc. | LCS Result | LCS % Rec | % Rec Limits | Qualifiers |
|---|---|---|---|---|---|---|
| Arsenic | ug/L | 250 | 248 | 99 | 80-120 | |
| Barium | ug/L | 250 | 263 | 105 | 80-120 | |
| Beryllium | ug/L | 25 | 25.9 | 103 | 80-120 | |
| Cadmium | ug/L | 25 | 26.0 | 104 | 80-120 | |
| Chromium | ug/L | 250 | 267 | 107 | 80-120 | |
| Cobalt | ug/L | 250 | 264 | 106 | 80-120 | |
| Copper | ug/L | 250 | 262 | 105 | 80-120 | |
| Iron | ug/L | 2500 | 2620 | 105 | 80-120 | |
| Lead | ug/L | 250 | 246 | 98 | 80-120 | |
| Nickel | ug/L | 250 | 265 | 106 | 80-120 | |
| Selenium | ug/L | 250 | 257 | 103 | 80-120 | |
| Silver | ug/L | 25 | 27.0 | 108 | 80-120 | |
| Sodium | mg/L | 12.5 | 13.6 | 109 | 80-120 | |
| Vanadium | ug/L | 250 | 262 | 105 | 80-120 | |
| Zinc | ug/L | 1250 | 1290 | 103 | 80-120 | |

MATRIX SPIKE & MATRIX SPIKE DUPLICATE: 292844 292845

| Parameter | Units | 3543287003 Result | MS Spike Conc. | MSD Spike Conc. | MS Result | MSD Result | MS % Rec | MSD % Rec | % Rec Limits | RPD | Max RPD | Qual |
|---|---|---|---|---|---|---|---|---|---|---|---|---|
| Arsenic | ug/L | 5.0U | 250 | 250 | 263 | 265 | 104 | 105 | 75-125 | .8 | 20 | |

**Pace Analytical Services, Inc.**
8 East Tower Circle
Ormond Beach, FL 32174
(386)672-5668

# QUALITY CONTROL DATA

Project: Tomoka LF Semi-Annual
Pace Project No.: 3543287

MATRIX SPIKE & MATRIX SPIKE DUPLICATE: 292844 292845

| Parameter | Units | 3543287003 Result | MS Spike Conc. | MSD Spike Conc. | MS Result | MSD Result | MS % Rec | MSD % Rec | % Rec Limits | RPD | Max RPD | Qual |
|---|---|---|---|---|---|---|---|---|---|---|---|---|
| Barium | ug/L | 471 | 250 | 250 | 698 | 723 | 91 | 101 | 75-125 | 4 | 20 | |
| Beryllium | ug/L | 0.50U | 25 | 25 | 26.0 | 26.1 | 103 | 103 | 75-125 | .5 | 20 | |
| Cadmium | ug/L | 0.50U | 25 | 25 | 24.9 | 25.3 | 100 | 101 | 75-125 | 1 | 20 | |
| Chromium | ug/L | 2.5U | 250 | 250 | 262 | 260 | 104 | 103 | 75-125 | .5 | 20 | |
| Cobalt | ug/L | 5.0U | 250 | 250 | 265 | 265 | 104 | 104 | 75-125 | .08 | 20 | |
| Copper | ug/L | 2.5U | 250 | 250 | 265 | 265 | 106 | 106 | 75-125 | .1 | 20 | |
| Iron | ug/L | 24000 | 2500 | 2500 | 25300 | 26100 | 53 | 87 | 75-125 | 3 | 20 | J(M1) |
| Lead | ug/L | 5.0U | 250 | 250 | 251 | 258 | 100 | 102 | 75-125 | 3 | 20 | |
| Nickel | ug/L | 7.7 | 250 | 250 | 265 | 267 | 103 | 104 | 75-125 | .9 | 20 | |
| Selenium | ug/L | 7.5U | 250 | 250 | 261 | 263 | 104 | 105 | 75-125 | .8 | 20 | |
| Silver | ug/L | 2.5U | 25 | 25 | 26.7 | 26.5 | 107 | 106 | 75-125 | .6 | 20 | |
| Sodium | mg/L | 223 | 12.5 | 12.5 | 225 | 233 | 16 | 79 | 75-125 | 3 | 20 | J(M1) |
| Vanadium | ug/L | 5.0U | 250 | 250 | 266 | 264 | 105 | 105 | 75-125 | .7 | 20 | |
| Zinc | ug/L | 10.0U | 1250 | 1250 | 1310 | 1310 | 104 | 105 | 75-125 | .2 | 20 | |

**Pace Analytical Services, Inc.**
8 East Tower Circle
Ormond Beach, FL 32174
(386)672-5668

# QUALITY CONTROL DATA

Project: Tomoka LF Semi-Annual
Pace Project No.: 3543287

QC Batch: MPRP/6476 Analysis Method: EPA 6020
QC Batch Method: EPA 3010 Analysis Description: 6020 MET
Associated Lab Samples: 3543287001, 3543287002, 3543287003

METHOD BLANK: 292846 Matrix: Water
Associated Lab Samples: 3543287001, 3543287002, 3543287003

| Parameter | Units | Blank Result | Reporting Limit | Analyzed | Qualifiers |
|---|---|---|---|---|---|
| Antimony | ug/L | 0.50U | 1.0 | 11/18/11 12:20 | |
| Thallium | ug/L | 0.50U | 1.0 | 11/18/11 12:20 | |

LABORATORY CONTROL SAMPLE: 292847

| Parameter | Units | Spike Conc. | LCS Result | LCS % Rec | % Rec Limits | Qualifiers |
|---|---|---|---|---|---|---|
| Antimony | ug/L | 50 | 49.2 | 98 | 90-110 | |
| Thallium | ug/L | 50 | 49.7 | 99 | 90-110 | |

MATRIX SPIKE & MATRIX SPIKE DUPLICATE: 292848 292849

| Parameter | Units | 3543287002 Result | MS Spike Conc. | MSD Spike Conc. | MS Result | MSD Result | MS % Rec | MSD % Rec | % Rec Limits | RPD | Max RPD | Qual |
|---|---|---|---|---|---|---|---|---|---|---|---|---|
| Antimony | ug/L | 0.50U | 50 | 50 | 48.0 | 47.2 | 95 | 94 | 70-130 | 2 | 20 | |
| Thallium | ug/L | 0.50U | 50 | 50 | 50.8 | 49.3 | 102 | 99 | 70-130 | 3 | 20 | |

**Pace Analytical Services, Inc.**
8 East Tower Circle
Ormond Beach, FL 32174
(386)672-5668

# QUALITY CONTROL DATA

Project: Tomoka LF Semi-Annual
Pace Project No.: 3543287

QC Batch: MSV/4150 Analysis Method: EPA 8260
QC Batch Method: EPA 8260 Analysis Description: 8260 MSV
Associated Lab Samples: 3543287001, 3543287002, 3543287003, 3543287004

METHOD BLANK: 293103 Matrix: Water
Associated Lab Samples: 3543287001, 3543287002, 3543287003, 3543287004

| Parameter | Units | Blank Result | Reporting Limit | Analyzed | Qualifiers |
|---|---|---|---|---|---|
| 1,1,1,2-Tetrachloroethane | ug/L | 0.50U | 1.0 | 11/17/11 12:27 | |
| 1,1,1-Trichloroethane | ug/L | 0.50U | 1.0 | 11/17/11 12:27 | |
| 1,1,2,2-Tetrachloroethane | ug/L | 0.12U | 0.50 | 11/17/11 12:27 | |
| 1,1,2-Trichloroethane | ug/L | 0.50U | 1.0 | 11/17/11 12:27 | |
| 1,1-Dichloroethane | ug/L | 0.50U | 1.0 | 11/17/11 12:27 | |
| 1,1-Dichloroethene | ug/L | 0.50U | 1.0 | 11/17/11 12:27 | |
| 1,2,3-Trichloropropane | ug/L | 0.36U | 0.50 | 11/17/11 12:27 | |
| 1,2-Dibromo-3-chloropropane | ug/L | 1.0U | 2.0 | 11/17/11 12:27 | |
| 1,2-Dibromoethane (EDB) | ug/L | 0.50U | 1.0 | 11/17/11 12:27 | |
| 1,2-Dichlorobenzene | ug/L | 0.50U | 1.0 | 11/17/11 12:27 | |
| 1,2-Dichloroethane | ug/L | 0.50U | 1.0 | 11/17/11 12:27 | |
| 1,2-Dichloropropane | ug/L | 0.50U | 1.0 | 11/17/11 12:27 | |
| 1,4-Dichlorobenzene | ug/L | 0.50U | 1.0 | 11/17/11 12:27 | |
| 2-Butanone (MEK) | ug/L | 5.0U | 10.0 | 11/17/11 12:27 | |
| 2-Hexanone | ug/L | 5.0U | 10.0 | 11/17/11 12:27 | |
| 4-Methyl-2-pentanone (MIBK) | ug/L | 5.0U | 10.0 | 11/17/11 12:27 | |
| Acetone | ug/L | 5.0U | 10.0 | 11/17/11 12:27 | |
| Acrylonitrile | ug/L | 5.0U | 10.0 | 11/17/11 12:27 | |
| Benzene | ug/L | 0.50U | 1.0 | 11/17/11 12:27 | |
| Bromochloromethane | ug/L | 0.50U | 1.0 | 11/17/11 12:27 | |
| Bromodichloromethane | ug/L | 0.27U | 0.60 | 11/17/11 12:27 | |
| Bromoform | ug/L | 0.50U | 1.0 | 11/17/11 12:27 | |
| Bromomethane | ug/L | 0.50U | 1.0 | 11/17/11 12:27 | |
| Carbon disulfide | ug/L | 5.0U | 10.0 | 11/17/11 12:27 | |
| Carbon tetrachloride | ug/L | 0.50U | 1.0 | 11/17/11 12:27 | |
| Chlorobenzene | ug/L | 0.50U | 1.0 | 11/17/11 12:27 | |
| Chloroethane | ug/L | 0.50U | 1.0 | 11/17/11 12:27 | |
| Chloroform | ug/L | 0.50U | 1.0 | 11/17/11 12:27 | |
| Chloromethane | ug/L | 0.62U | 1.0 | 11/17/11 12:27 | |
| cis-1,2-Dichloroethene | ug/L | 0.50U | 1.0 | 11/17/11 12:27 | |
| cis-1,3-Dichloropropene | ug/L | 0.25U | 0.50 | 11/17/11 12:27 | |
| Dibromochloromethane | ug/L | 0.26U | 0.50 | 11/17/11 12:27 | |
| Dibromomethane | ug/L | 0.50U | 1.0 | 11/17/11 12:27 | |
| Ethylbenzene | ug/L | 0.50U | 1.0 | 11/17/11 12:27 | |
| Iodomethane | ug/L | 0.50U | 1.0 | 11/17/11 12:27 | |
| Methylene Chloride | ug/L | 2.5U | 5.0 | 11/17/11 12:27 | |
| Styrene | ug/L | 0.50U | 1.0 | 11/17/11 12:27 | |
| Tetrachloroethene | ug/L | 0.50U | 1.0 | 11/17/11 12:27 | |
| Toluene | ug/L | 0.50U | 1.0 | 11/17/11 12:27 | |
| trans-1,2-Dichloroethene | ug/L | 0.50U | 1.0 | 11/17/11 12:27 | |
| trans-1,3-Dichloropropene | ug/L | 0.25U | 0.50 | 11/17/11 12:27 | |
| trans-1,4-Dichloro-2-butene | ug/L | 5.0U | 10.0 | 11/17/11 12:27 | |
| Trichloroethene | ug/L | 0.50U | 1.0 | 11/17/11 12:27 | |

**Pace Analytical Services, Inc.**
8 East Tower Circle
Ormond Beach, FL 32174
(386)672-5668

# QUALITY CONTROL DATA

Project: Tomoka LF Semi-Annual
Pace Project No.: 3543287

METHOD BLANK: 293103 Matrix: Water

Associated Lab Samples: 3543287001, 3543287002, 3543287003, 3543287004

| Parameter | Units | Blank Result | Reporting Limit | Analyzed | Qualifiers |
|---|---|---|---|---|---|
| Trichlorofluoromethane | ug/L | 0.50U | 1.0 | 11/17/11 12:27 | |
| Vinyl acetate | ug/L | 1.0U | 2.0 | 11/17/11 12:27 | |
| Vinyl chloride | ug/L | 0.50U | 1.0 | 11/17/11 12:27 | |
| Xylene (Total) | ug/L | 0.50U | 1.0 | 11/17/11 12:27 | |
| 1,2-Dichloroethane-d4 (S) | % | 102 | 86-125 | 11/17/11 12:27 | |
| 4-Bromofluorobenzene (S) | % | 88 | 70-114 | 11/17/11 12:27 | |
| Dibromofluoromethane (S) | % | 103 | 88-117 | 11/17/11 12:27 | |
| Toluene-d8 (S) | % | 101 | 87-113 | 11/17/11 12:27 | |

LABORATORY CONTROL SAMPLE: 293104

| Parameter | Units | Spike Conc. | LCS Result | LCS % Rec | % Rec Limits | Qualifiers |
|---|---|---|---|---|---|---|
| 1,1,1,2-Tetrachloroethane | ug/L | 20 | 16.6 | 83 | 70-130 | |
| 1,1,1-Trichloroethane | ug/L | 20 | 16.5 | 82 | 70-130 | |
| 1,1,2,2-Tetrachloroethane | ug/L | 20 | 17.9 | 89 | 70-130 | |
| 1,1,2-Trichloroethane | ug/L | 20 | 17.5 | 88 | 70-130 | |
| 1,1-Dichloroethane | ug/L | 20 | 19.8 | 99 | 70-130 | |
| 1,1-Dichloroethene | ug/L | 20 | 17.9 | 90 | 70-130 | |
| 1,2,3-Trichloropropane | ug/L | 20 | 16.8 | 84 | 70-130 | |
| 1,2-Dibromo-3-chloropropane | ug/L | 20 | 18.5 | 92 | 64-130 | |
| 1,2-Dibromoethane (EDB) | ug/L | 20 | 16.3 | 82 | 70-130 | |
| 1,2-Dichlorobenzene | ug/L | 20 | 16.4 | 82 | 70-130 | |
| 1,2-Dichloroethane | ug/L | 20 | 16.6 | 83 | 70-130 | |
| 1,2-Dichloropropane | ug/L | 20 | 18.2 | 91 | 70-130 | |
| 1,4-Dichlorobenzene | ug/L | 20 | 16.7 | 83 | 70-130 | |
| 2-Butanone (MEK) | ug/L | 20 | 20.1 | 100 | 55-167 | |
| 2-Hexanone | ug/L | 20 | 20.2 | 101 | 65-130 | |
| 4-Methyl-2-pentanone (MIBK) | ug/L | 20 | 20.3 | 101 | 70-130 | |
| Acetone | ug/L | 20 | 20.1 | 101 | 40-150 | |
| Acrylonitrile | ug/L | 200 | 217 | 109 | 70-130 | |
| Benzene | ug/L | 20 | 17.9 | 89 | 70-130 | |
| Bromochloromethane | ug/L | 20 | 17.7 | 88 | 70-130 | |
| Bromodichloromethane | ug/L | 20 | 17.4 | 87 | 70-130 | |
| Bromoform | ug/L | 20 | 15.0 | 75 | 68-130 | |
| Bromomethane | ug/L | 20 | 21.8 | 109 | 38-179 | |
| Carbon disulfide | ug/L | 20 | 16.4 | 82 | 51-155 | |
| Carbon tetrachloride | ug/L | 20 | 15.8 | 79 | 70-130 | |
| Chlorobenzene | ug/L | 20 | 16.9 | 84 | 70-130 | |
| Chloroethane | ug/L | 20 | 22.4 | 112 | 59-149 | |
| Chloroform | ug/L | 20 | 17.3 | 87 | 70-130 | |
| Chloromethane | ug/L | 20 | 22.4 | 112 | 68-130 | |
| cis-1,2-Dichloroethene | ug/L | 20 | 16.5 | 83 | 70-130 | |
| cis-1,3-Dichloropropene | ug/L | 20 | 16.7 | 84 | 70-130 | |
| Dibromochloromethane | ug/L | 20 | 14.6 | 73 | 70-130 | |
| Dibromomethane | ug/L | 20 | 16.0 | 80 | 70-130 | |

**Pace Analytical Services, Inc.**
8 East Tower Circle
Ormond Beach, FL 32174
(386)672-5668

# QUALITY CONTROL DATA

Project: Tomoka LF Semi-Annual
Pace Project No.: 3543287

LABORATORY CONTROL SAMPLE: 293104

| Parameter | Units | Spike Conc. | LCS Result | LCS % Rec | % Rec Limits | Qualifiers |
|---|---|---|---|---|---|---|
| Ethylbenzene | ug/L | 20 | 16.8 | 84 | 70-130 | |
| Iodomethane | ug/L | 20 | 16.5 | 83 | 43-160 | |
| Methylene Chloride | ug/L | 20 | 21.6 | 108 | 70-130 | |
| Styrene | ug/L | 20 | 16.5 | 82 | 70-130 | |
| Tetrachloroethene | ug/L | 20 | 14.7 | 73 | 66-133 | |
| Toluene | ug/L | 20 | 16.2 | 81 | 70-130 | |
| trans-1,2-Dichloroethene | ug/L | 20 | 18.4 | 92 | 70-130 | |
| trans-1,3-Dichloropropene | ug/L | 20 | 15.4 | 77 | 70-130 | |
| trans-1,4-Dichloro-2-butene | ug/L | 20 | 17.1 | 85 | 65-130 | |
| Trichloroethene | ug/L | 20 | 17.6 | 88 | 70-130 | |
| Trichlorofluoromethane | ug/L | 20 | 16.1 | 80 | 70-131 | |
| Vinyl acetate | ug/L | 20 | 17.0 | 85 | 69-135 | |
| Vinyl chloride | ug/L | 20 | 18.5 | 93 | 69-140 | |
| Xylene (Total) | ug/L | 60 | 48.6 | 81 | 70-130 | |
| 1,2-Dichloroethane-d4 (S) | % | | | 103 | 86-125 | |
| 4-Bromofluorobenzene (S) | % | | | 92 | 70-114 | |
| Dibromofluoromethane (S) | % | | | 99 | 88-117 | |
| Toluene-d8 (S) | % | | | 103 | 87-113 | |

MATRIX SPIKE & MATRIX SPIKE DUPLICATE: 293149 293150

| Parameter | Units | 3543012009 Result | MS Spike Conc. | MSD Spike Conc. | MS Result | MSD Result | MS % Rec | MSD % Rec | % Rec Limits | RPD | Max RPD | Qual |
|---|---|---|---|---|---|---|---|---|---|---|---|---|
| 1,1,1,2-Tetrachloroethane | ug/L | 0.50U | 20 | 20 | 19.3 | 21.0 | 97 | 105 | 39-130 | 8 | 40 | |
| 1,1,1-Trichloroethane | ug/L | 0.50U | 20 | 20 | 19.5 | 22.3 | 97 | 112 | 47-141 | 14 | 40 | |
| 1,1,2,2-Tetrachloroethane | ug/L | 0.12U | 20 | 20 | 22.1 | 23.3 | 111 | 117 | 49-131 | 5 | 40 | |
| 1,1,2-Trichloroethane | ug/L | 0.50U | 20 | 20 | 20.7 | 0.50U | 104 | 0 | 50-130 | | 40 | J(M1) |
| 1,1-Dichloroethane | ug/L | 0.50U | 20 | 20 | 23.1 | 25.6 | 116 | 128 | 54-137 | 10 | 40 | |
| 1,1-Dichloroethene | ug/L | 0.50U | 20 | 20 | 22.1 | 25.1 | 110 | 125 | 45-155 | 13 | 40 | |
| 1,2,3-Trichloropropane | ug/L | 0.36U | 20 | 20 | 22.3 | 15.7 | 112 | 78 | 31-132 | 35 | 40 | |
| 1,2-Dibromo-3-chloropropane | ug/L | 1.0U | 20 | 20 | 19.2 | 21.2 | 96 | 106 | 37-130 | 10 | 40 | |
| 1,2-Dibromoethane (EDB) | ug/L | 0.50U | 20 | 20 | 20.0 | 20.6 | 100 | 103 | 51-132 | 3 | 40 | |
| 1,2-Dichlorobenzene | ug/L | 0.50U | 20 | 20 | 18.9 | 21.4 | 95 | 107 | 43-130 | 12 | 40 | |
| 1,2-Dichloroethane | ug/L | 0.50U | 20 | 20 | 19.8 | 21.0 | 99 | 105 | 54-130 | 6 | 40 | |
| 1,2-Dichloropropane | ug/L | 0.50U | 20 | 20 | 21.4 | 23.6 | 107 | 118 | 53-130 | 10 | 40 | |
| 1,4-Dichlorobenzene | ug/L | 0.50U | 20 | 20 | 18.8 | 21.5 | 94 | 108 | 38-130 | 14 | 40 | |
| 2-Butanone (MEK) | ug/L | 5.0U | 20 | 20 | 24.2 | 22.7 | 121 | 114 | 48-138 | 6 | 40 | |
| 2-Hexanone | ug/L | 5.0U | 20 | 20 | 27.7 | 23.3 | 139 | 117 | 38-130 | 17 | 40 | J(M1) |
| 4-Methyl-2-pentanone (MIBK) | ug/L | 5.0U | 20 | 20 | 24.9 | 24.1 | 125 | 120 | 28-143 | 3 | 40 | |
| Acetone | ug/L | 5.0U | 20 | 20 | 11.0 | 10.2 | 55 | 51 | 20-140 | 7 | 40 | |
| Acrylonitrile | ug/L | 5.0U | 200 | 200 | 261 | 262 | 130 | 131 | 46-130 | .6 | 40 | J(M1) |
| Benzene | ug/L | 0.50U | 20 | 20 | 21.2 | 23.3 | 106 | 116 | 53-132 | 9 | 40 | |
| Bromochloromethane | ug/L | 0.50U | 20 | 20 | 20.4 | 22.6 | 102 | 113 | 54-132 | 10 | 40 | |
| Bromodichloromethane | ug/L | 0.27U | 20 | 20 | 20.6 | 22.5 | 103 | 113 | 46-130 | 9 | 40 | |
| Bromoform | ug/L | 0.50U | 20 | 20 | 16.0 | 17.8 | 80 | 89 | 32-130 | 11 | 40 | |
| Bromomethane | ug/L | 0.50U | 20 | 20 | 31.3 | 33.8 | 156 | 169 | 20-152 | 8 | 40 | J(M1) |
| Carbon disulfide | ug/L | 5.0U | 20 | 20 | 22.8 | 22.7 | 114 | 114 | 28-184 | .1 | 40 | |

**Pace Analytical Services, Inc.**
8 East Tower Circle
Ormond Beach, FL 32174
(386)672-5668

# QUALITY CONTROL DATA

Project: Tomoka LF Semi-Annual
Pace Project No.: 3543287

MATRIX SPIKE & MATRIX SPIKE DUPLICATE: 293149 293150

| Parameter | Units | 3543012009 Result | MS Spike Conc. | MSD Spike Conc. | MS Result | MSD Result | MS % Rec | MSD % Rec | % Rec Limits | RPD | Max RPD | Qual |
|---|---|---|---|---|---|---|---|---|---|---|---|---|
| Carbon tetrachloride | ug/L | 0.50U | 20 | 20 | 20.4 | 22.9 | 102 | 114 | 37-137 | 12 | 40 | |
| Chlorobenzene | ug/L | 0.50U | 20 | 20 | 19.6 | 21.9 | 98 | 110 | 46-130 | 11 | 40 | |
| Chloroethane | ug/L | 0.50U | 20 | 20 | 20.0 | 34.3 | 100 | 171 | 48-159 | 53 | 40 | J(D6), J(M1) |
| Chloroform | ug/L | 0.50U | 20 | 20 | 20.4 | 22.7 | 102 | 113 | 51-130 | 11 | 40 | |
| Chloromethane | ug/L | 0.62U | 20 | 20 | 32.1 | 33.3 | 161 | 166 | 39-144 | 4 | 40 | J(M1) |
| cis-1,2-Dichloroethene | ug/L | 0.50U | 20 | 20 | 19.3 | 21.4 | 97 | 107 | 54-130 | 10 | 40 | |
| cis-1,3-Dichloropropene | ug/L | 0.25U | 20 | 20 | 16.6 | 19.1 | 83 | 96 | 45-130 | 14 | 40 | |
| Dibromochloromethane | ug/L | 0.26U | 20 | 20 | 17.1 | 18.8 | 85 | 94 | 43-130 | 9 | 40 | |
| Dibromomethane | ug/L | 0.50U | 20 | 20 | 18.1 | 20.3 | 91 | 101 | 50-130 | 11 | 40 | |
| Ethylbenzene | ug/L | 0.50U | 20 | 20 | 20.0 | 22.5 | 100 | 112 | 43-130 | 12 | 40 | |
| Iodomethane | ug/L | 0.50U | 20 | 20 | 22.2 | 24.7 | 111 | 124 | 20-169 | 11 | 40 | |
| Methylene Chloride | ug/L | 2.5U | 20 | 20 | 23.4 | 26.8 | 117 | 134 | 51-135 | 13 | 40 | |
| Styrene | ug/L | 0.50U | 20 | 20 | 19.0 | 21.6 | 95 | 108 | 40-130 | 13 | 40 | |
| Tetrachloroethene | ug/L | 0.50U | 20 | 20 | 17.2 | 20.7 | 86 | 103 | 26-130 | 19 | 40 | |
| Toluene | ug/L | 0.50U | 20 | 20 | 19.4 | 21.4 | 97 | 107 | 50-130 | 10 | 40 | |
| trans-1,2-Dichloroethene | ug/L | 0.50U | 20 | 20 | 22.5 | 24.8 | 112 | 124 | 48-142 | 10 | 40 | |
| trans-1,3-Dichloropropene | ug/L | 0.25U | 20 | 20 | 17.1 | 18.5 | 86 | 92 | 45-130 | 8 | 40 | |
| trans-1,4-Dichloro-2-butene | ug/L | 5.0U | 20 | 20 | 15.2 | 15.6 | 76 | 78 | 20-139 | 2 | 40 | |
| Trichloroethene | ug/L | 0.50U | 20 | 20 | 21.4 | 24.6 | 107 | 123 | 42-133 | 14 | 40 | |
| Trichlorofluoromethane | ug/L | 0.50U | 20 | 20 | 22.9 | 26.4 | 115 | 132 | 46-146 | 14 | 40 | |
| Vinyl acetate | ug/L | 1.0U | 20 | 20 | 15.7 | 31.8 | 79 | 159 | 20-165 | 67 | 40 | J(D6) |
| Vinyl chloride | ug/L | 0.50U | 20 | 20 | 26.6 | 28.1 | 133 | 141 | 57-142 | 5 | 40 | |
| Xylene (Total) | ug/L | 0.50U | 60 | 60 | 57.7 | 65.7 | 96 | 109 | 42-130 | 13 | 40 | |
| 1,2-Dichloroethane-d4 (S) | % | | | | | | 99 | 88 | 86-125 | | | |
| 4-Bromofluorobenzene (S) | % | | | | | | 91 | 93 | 70-114 | | | |
| Dibromofluoromethane (S) | % | | | | | | 102 | 97 | 88-117 | | | |
| Toluene-d8 (S) | % | | | | | | 102 | 101 | 87-113 | | | |

**Pace Analytical Services, Inc.**
8 East Tower Circle
Ormond Beach, FL 32174
(386)672-5668

# QUALITY CONTROL DATA

Project: Tomoka LF Semi-Annual
Pace Project No.: 3543287

QC Batch: OEXT/6522 Analysis Method: EPA 8011
QC Batch Method: EPA 8011 Analysis Description: 8011 EDB DBCP
Associated Lab Samples: 3543287001, 3543287002, 3543287003

METHOD BLANK: 295111 Matrix: Water
Associated Lab Samples: 3543287001, 3543287002, 3543287003

| Parameter | Units | Blank Result | Reporting Limit | Analyzed | Qualifiers |
|---|---|---|---|---|---|
| 1,2-Dibromo-3-chloropropane | ug/L | 0.0049U | 0.020 | 11/22/11 03:31 | |
| 1,2-Dibromoethane (EDB) | ug/L | 0.0062U | 0.010 | 11/22/11 03:31 | |

LABORATORY CONTROL SAMPLE: 295112

| Parameter | Units | Spike Conc. | LCS Result | LCS % Rec | % Rec Limits | Qualifiers |
|---|---|---|---|---|---|---|
| 1,2-Dibromo-3-chloropropane | ug/L | .25 | 0.25 | 100 | 60-140 | |
| 1,2-Dibromoethane (EDB) | ug/L | .25 | 0.28 | 111 | 60-140 | |

MATRIX SPIKE & MATRIX SPIKE DUPLICATE: 295113 295114

| Parameter | Units | 3543358006 Result | MS Spike Conc. | MSD Spike Conc. | MS Result | MSD Result | MS % Rec | MSD % Rec | % Rec Limits | RPD | Max RPD | Qual |
|---|---|---|---|---|---|---|---|---|---|---|---|---|
| 1,2-Dibromo-3-chloropropane | ug/L | 0.0049 U | .44 | .44 | 0.41 | 0.40 | 93 | 92 | 60-140 | 2 | 40 | |
| 1,2-Dibromoethane (EDB) | ug/L | 0.0062 U | .44 | .44 | 0.44 | 0.44 | 102 | 101 | 60-140 | 1 | 40 | |

**Pace Analytical Services, Inc.**
8 East Tower Circle
Ormond Beach, FL 32174
(386)672-5668

# QUALITY CONTROL DATA

Project: Tomoka LF Semi-Annual
Pace Project No.: 3543287

QC Batch: WET/10974 | Analysis Method: SM 2540C
QC Batch Method: SM 2540C | Analysis Description: 2540C Total Dissolved Solids
Associated Lab Samples: 3543287001, 3543287002, 3543287003

METHOD BLANK: 293992 | Matrix: Water
Associated Lab Samples: 3543287001, 3543287002, 3543287003

| Parameter | Units | Blank Result | Reporting Limit | Analyzed | Qualifiers |
|---|---|---|---|---|---|
| Total Dissolved Solids | mg/L | 5.0U | 5.0 | 11/18/11 12:13 | |

LABORATORY CONTROL SAMPLE: 293993

| Parameter | Units | Spike Conc. | LCS Result | LCS % Rec | % Rec Limits | Qualifiers |
|---|---|---|---|---|---|---|
| Total Dissolved Solids | mg/L | 300 | 283 | 94 | 90-110 | |

SAMPLE DUPLICATE: 293994

| Parameter | Units | 3543280010 Result | Dup Result | RPD | Max RPD | Qualifiers |
|---|---|---|---|---|---|---|
| Total Dissolved Solids | mg/L | 94.0 | 99.0 | 5 | 20 | |

SAMPLE DUPLICATE: 293995

| Parameter | Units | 3543285002 Result | Dup Result | RPD | Max RPD | Qualifiers |
|---|---|---|---|---|---|---|
| Total Dissolved Solids | mg/L | 31400 | 31600 | .4 | 20 | |

**Pace Analytical Services, Inc.**
8 East Tower Circle
Ormond Beach, FL 32174
(386)672-5668

# QUALITY CONTROL DATA

Project: Tomoka LF Semi-Annual
Pace Project No.: 3543287

QC Batch: WETA/13414 Analysis Method: EPA 300.0
QC Batch Method: EPA 300.0 Analysis Description: 300.0 IC Anions
Associated Lab Samples: 3543287001, 3543287002, 3543287003

METHOD BLANK: 292318 Matrix: Water
Associated Lab Samples: 3543287001, 3543287002, 3543287003

| Parameter | Units | Blank Result | Reporting Limit | Analyzed | Qualifiers |
|---|---|---|---|---|---|
| Nitrate as N | mg/L | 0.025U | 0.050 | 11/16/11 21:47 | |

LABORATORY CONTROL SAMPLE: 292319

| Parameter | Units | Spike Conc. | LCS Result | LCS % Rec | % Rec Limits | Qualifiers |
|---|---|---|---|---|---|---|
| Nitrate as N | mg/L | 5 | 5.0 | 99 | 90-110 | |

MATRIX SPIKE & MATRIX SPIKE DUPLICATE: 292320 292321

| Parameter | Units | 3543280011 Result | MS Spike Conc. | MSD Spike Conc. | MS Result | MSD Result | MS % Rec | MSD % Rec | % Rec Limits | RPD | Max RPD | Qual |
|---|---|---|---|---|---|---|---|---|---|---|---|---|
| Nitrate as N | mg/L | 0.20 | 5 | 5 | 5.1 | 5.1 | 98 | 98 | 90-110 | .2 | 20 | |

MATRIX SPIKE & MATRIX SPIKE DUPLICATE: 292322 292323

| Parameter | Units | 3543287001 Result | MS Spike Conc. | MSD Spike Conc. | MS Result | MSD Result | MS % Rec | MSD % Rec | % Rec Limits | RPD | Max RPD | Qual |
|---|---|---|---|---|---|---|---|---|---|---|---|---|
| Nitrate as N | mg/L | 0.025U | 5 | 5 | 5.0 | 5.0 | 101 | 101 | 90-110 | .04 | 20 | |

**Pace Analytical Services, Inc.**
8 East Tower Circle
Ormond Beach, FL 32174
(386)672-5668

# QUALITY CONTROL DATA

Project: Tomoka LF Semi-Annual
Pace Project No.: 3543287

QC Batch: WETA/13418 | Analysis Method: EPA 300.0
QC Batch Method: EPA 300.0 | Analysis Description: 300.0 IC Anions
Associated Lab Samples: 3543287001, 3543287002, 3543287003

METHOD BLANK: 292399 | Matrix: Water
Associated Lab Samples: 3543287001, 3543287002, 3543287003

| Parameter | Units | Blank Result | Reporting Limit | Analyzed | Qualifiers |
|---|---|---|---|---|---|
| Chloride | mg/L | 2.5U | 5.0 | 11/16/11 21:47 | |
| Sulfate | mg/L | 2.5U | 5.0 | 11/16/11 21:47 | |

LABORATORY CONTROL SAMPLE: 292400

| Parameter | Units | Spike Conc. | LCS Result | LCS % Rec | % Rec Limits | Qualifiers |
|---|---|---|---|---|---|---|
| Chloride | mg/L | 50 | 50.2 | 100 | 90-110 | |
| Sulfate | mg/L | 50 | 48.6 | 97 | 90-110 | |

MATRIX SPIKE & MATRIX SPIKE DUPLICATE: 292401 292402

| Parameter | Units | 3542643001 Result | MS Spike Conc. | MSD Spike Conc. | MS Result | MSD Result | MS % Rec | MSD % Rec | % Rec Limits | RPD | Max RPD | Qual |
|---|---|---|---|---|---|---|---|---|---|---|---|---|
| Chloride | mg/L | 3560 | 2500 | 2500 | 6200 | 6200 | 106 | 106 | 90-110 | .08 | 20 | |
| Sulfate | mg/L | 497 | 2500 | 2500 | 3010 | 3010 | 101 | 101 | 90-110 | .003 | 20 | |

MATRIX SPIKE & MATRIX SPIKE DUPLICATE: 292403 292404

| Parameter | Units | 3543287001 Result | MS Spike Conc. | MSD Spike Conc. | MS Result | MSD Result | MS % Rec | MSD % Rec | % Rec Limits | RPD | Max RPD | Qual |
|---|---|---|---|---|---|---|---|---|---|---|---|---|
| Chloride | mg/L | 2.5U | 50 | 50 | 50.7 | 50.8 | 100 | 100 | 90-110 | .04 | 20 | |
| Sulfate | mg/L | 2.5U | 50 | 50 | 49.2 | 49.2 | 98 | 98 | 90-110 | .09 | 20 | |

**Pace Analytical Services, Inc.**
8 East Tower Circle
Ormond Beach, FL 32174
(386)672-5668

# QUALITY CONTROL DATA

Project: Tomoka LF Semi-Annual
Pace Project No.: 3543287

QC Batch: WETA/13456 | Analysis Method: EPA 350.1
QC Batch Method: EPA 350.1 | Analysis Description: 350.1 Ammonia
Associated Lab Samples: 3543287001

METHOD BLANK: 293798 | Matrix: Water
Associated Lab Samples: 3543287001

| Parameter | Units | Blank Result | Reporting Limit | Analyzed | Qualifiers |
|---|---|---|---|---|---|
| Nitrogen, Ammonia | mg/L | 0.020U | 0.050 | 11/18/11 09:58 | |

LABORATORY CONTROL SAMPLE: 293799

| Parameter | Units | Spike Conc. | LCS Result | LCS % Rec | % Rec Limits | Qualifiers |
|---|---|---|---|---|---|---|
| Nitrogen, Ammonia | mg/L | 1 | 1.0 | 103 | 90-110 | |

MATRIX SPIKE SAMPLE: 293801

| Parameter | Units | 3543234001 Result | Spike Conc. | MS Result | MS % Rec | % Rec Limits | Qualifiers |
|---|---|---|---|---|---|---|---|
| Nitrogen, Ammonia | mg/L | 1.1 | 1 | 2.1 | 100 | 90-110 | |

SAMPLE DUPLICATE: 293800

| Parameter | Units | 3543234001 Result | Dup Result | RPD | Max RPD | Qualifiers |
|---|---|---|---|---|---|---|
| Nitrogen, Ammonia | mg/L | 1.1 | 1.1 | 2 | 20 | |

**Pace Analytical Services, Inc.**
8 East Tower Circle
Ormond Beach, FL 32174
(386)672-5668

# QUALITY CONTROL DATA

Project: Tomoka LF Semi-Annual
Pace Project No.: 3543287

QC Batch: WETA/13515 | Analysis Method: EPA 350.1
QC Batch Method: EPA 350.1 | Analysis Description: 350.1 Ammonia
Associated Lab Samples: 3543287002, 3543287003

METHOD BLANK: 295776 | Matrix: Water
Associated Lab Samples: 3543287002, 3543287003

| Parameter | Units | Blank Result | Reporting Limit | Analyzed | Qualifiers |
|---|---|---|---|---|---|
| Nitrogen, Ammonia | mg/L | 0.020U | 0.050 | 11/22/11 11:29 | |

LABORATORY CONTROL SAMPLE: 295777

| Parameter | Units | Spike Conc. | LCS Result | LCS % Rec | % Rec Limits | Qualifiers |
|---|---|---|---|---|---|---|
| Nitrogen, Ammonia | mg/L | 1 | 0.99 | 99 | 90-110 | |

MATRIX SPIKE SAMPLE: 295779

| Parameter | Units | 3543367001 Result | Spike Conc. | MS Result | MS % Rec | % Rec Limits | Qualifiers |
|---|---|---|---|---|---|---|---|
| Nitrogen, Ammonia | mg/L | 0.53 | 1 | 1.5 | 100 | 90-110 | |

SAMPLE DUPLICATE: 295778

| Parameter | Units | 3543367001 Result | Dup Result | RPD | Max RPD | Qualifiers |
|---|---|---|---|---|---|---|
| Nitrogen, Ammonia | mg/L | 0.53 | 0.52 | .7 | 20 | |

**Pace Analytical Services, Inc.**
8 East Tower Circle
Ormond Beach, FL 32174
(386)672-5668

# QUALIFIERS

Project: Tomoka LF Semi-Annual
Pace Project No.: 3543287

## DEFINITIONS

DF - Dilution Factor, if reported, represents the factor applied to the reported data due to changes in sample preparation, dilution of the sample aliquot, or moisture content.

ND - Not Detected at or above adjusted reporting limit.

MDL - Adjusted Method Detection Limit.

S - Surrogate

1,2-Diphenylhydrazine (8270 listed analyte) decomposes to Azobenzene.

Consistent with EPA guidelines, unrounded data are displayed and have been used to calculate % recovery and RPD values.

LCS(D) - Laboratory Control Sample (Duplicate)

MS(D) - Matrix Spike (Duplicate)

DUP - Sample Duplicate

RPD - Relative Percent Difference

NC - Not Calculable.

SG - Silica Gel - Clean-Up

U - Indicates the compound was analyzed for, but not detected.

N-Nitrosodiphenylamine decomposes and cannot be separated from Diphenylamine using Method 8270. The result reported for each analyte is a combined concentration.

Pace Analytical is TNI accredited. Contact your Pace PM for the current list of accredited analytes.

## LABORATORIES

| | |
|---|---|
| PASI-O | Pace Analytical Services - Ormond Beach |

## ANALYTE QUALIFIERS

| | |
|---|---|
| J(D6) | Estimated Value. The relative percent difference (RPD) between the sample and sample duplicate exceeded laboratory control limits. |
| J(M1) | Estimated Value. Matrix spike recovery exceeded QC limits. Batch accepted based on laboratory control sample (LCS) recovery. |

**Pace Analytical Services, Inc.**
8 East Tower Circle
Ormond Beach, FL 32174
(386)672-5668

# QUALITY CONTROL DATA CROSS REFERENCE TABLE

Project: Tomoka LF Semi-Annual
Pace Project No.: 3543287

| Lab ID | Sample ID | QC Batch Method | QC Batch | Analytical Method | Analytical Batch |
|---|---|---|---|---|---|
| **3543287002** | **B61R** | | FLD/ | | |
| **3543287003** | **B62-1R** | | FLD/ | | |
| **3543287001** | **Equip blank (11/16/11)** | EPA 8011 | OEXT/6522 | EPA 8011 | GCSV/4755 |
| **3543287002** | **B61R** | EPA 8011 | OEXT/6522 | EPA 8011 | GCSV/4755 |
| **3543287003** | **B62-1R** | EPA 8011 | OEXT/6522 | EPA 8011 | GCSV/4755 |
| **3543287001** | **Equip blank (11/16/11)** | EPA 3010 | MPRP/6475 | EPA 6010 | ICP/4466 |
| **3543287002** | **B61R** | EPA 3010 | MPRP/6475 | EPA 6010 | ICP/4466 |
| **3543287003** | **B62-1R** | EPA 3010 | MPRP/6475 | EPA 6010 | ICP/4466 |
| **3543287001** | **Equip blank (11/16/11)** | EPA 3010 | MPRP/6476 | EPA 6020 | ICPM/2865 |
| **3543287002** | **B61R** | EPA 3010 | MPRP/6476 | EPA 6020 | ICPM/2865 |
| **3543287003** | **B62-1R** | EPA 3010 | MPRP/6476 | EPA 6020 | ICPM/2865 |
| **3543287001** | **Equip blank (11/16/11)** | EPA 7470 | MERP/2266 | EPA 7470 | MERC/2270 |
| **3543287002** | **B61R** | EPA 7470 | MERP/2266 | EPA 7470 | MERC/2270 |
| **3543287003** | **B62-1R** | EPA 7470 | MERP/2266 | EPA 7470 | MERC/2270 |
| **3543287001** | **Equip blank (11/16/11)** | EPA 8260 | MSV/4150 | | |
| **3543287002** | **B61R** | EPA 8260 | MSV/4150 | | |
| **3543287003** | **B62-1R** | EPA 8260 | MSV/4150 | | |
| **3543287004** | **Trip blank (11/16/11)** | EPA 8260 | MSV/4150 | | |
| **3543287001** | **Equip blank (11/16/11)** | SM 2540C | WET/10974 | | |
| **3543287002** | **B61R** | SM 2540C | WET/10974 | | |
| **3543287003** | **B62-1R** | SM 2540C | WET/10974 | | |
| **3543287001** | **Equip blank (11/16/11)** | EPA 300.0 | WETA/13414 | | |
| **3543287002** | **B61R** | EPA 300.0 | WETA/13414 | | |
| **3543287003** | **B62-1R** | EPA 300.0 | WETA/13414 | | |
| **3543287001** | **Equip blank (11/16/11)** | EPA 300.0 | WETA/13418 | | |
| **3543287002** | **B61R** | EPA 300.0 | WETA/13418 | | |
| **3543287003** | **B62-1R** | EPA 300.0 | WETA/13418 | | |
| **3543287001** | **Equip blank (11/16/11)** | EPA 350.1 | WETA/13456 | | |
| **3543287002** | **B61R** | EPA 350.1 | WETA/13515 | | |
| **3543287003** | **B62-1R** | EPA 350.1 | WETA/13515 | | |

Pace Analytical®
www.pacelabs.com

# CHAIN-OF-CUSTODY / Analytical Request Document

The Chain-of-Custody is a LEGAL DOCUMENT. All relevant fields must be completed accurately.

3543287

Page: 1 of 1

1425260

**Section A** Required Client Information:

Company: VOLUSIA COUNTY
Address: 1990 TOMOKA FARMS RD DAYTONA BEACH, FL
Email To:
Phone: Fax:
Requested Due Date/TAT:

**Section B** Required Project Information:

Report To: JENNIFER STIRK
Copy To:
Purchase Order No.:
Project Name: TOMOKA LF SEMI-ANNUAL
Project Number:

**Section C** Invoice Information:

Attention:
Company Name:
Address:
Pace Quote Reference:
Pace Project Manager:
Pace Profile #:

**REGULATORY AGENCY**

☐ NPDES ☑ GROUND WATER ☐ DRINKING WATER
☐ UST ☐ RCRA ☐ OTHER

Site Location STATE: FL

Section D Required Client Information

Matrix Codes MATRIX / CODE: Drinking Water DW, Water WT, Waste Water WW, Product P, Soil/Solid SL, Oil OL, Wipe WP, Air AR, Tissue TS, Other OT

SAMPLE ID (A-Z, 0-9 / ,-) Sample IDs MUST BE UNIQUE

Requested Analysis Filtered (Y/N)

| ITEM # | SAMPLE ID | MATRIX CODE (see valid codes to left) | SAMPLE TYPE (G=GRAB C=COMP) | COLLECTED DATE | COLLECTED TIME | COMPOSITE START DATE | COMPOSITE START TIME | COMPOSITE END/GRAB DATE | COMPOSITE END/GRAB TIME | SAMPLE TEMP AT COLLECTION | # OF CONTAINERS | Unpreserved | $H_2SO_4$ | $HNO_3$ | HCl | NaOH | $Na_2S_2O_3$ | Methanol | Other | Analysis Test (Y/N) | 8260 VOC | 8011 EDB | NH3 | 6010 METALS | TDS, SO4, Cl, NITRATE | Residual Chlorine (Y/N) | Pace Project No./ Lab I.D. |
|---|---|---|---|---|---|---|---|---|---|---|---|---|---|---|---|---|---|---|---|---|---|---|---|---|---|---|---|
| 1 | EQ | GW | G | | | | | 11/16/11 | 0935 | | 8 | 3 | 2 | 1 | 3 | | | | | | 3 | 2 | 1 | 1 | 1 | | |
| 2 | B-61 | GW | G | | | | | 11/16/11 | 1007 | | 8 | 3 | 2 | 1 | 3 | | | | | | 3 | 2 | 1 | 1 | 1 | | |
| 3 | B62-1 | GW | G | | | | | 11/16/11 | 1055 | | 8 | 3 | 2 | 1 | 3 | | | | | | 3 | 2 | 1 | 1 | 1 | | |
| 4 | Trip Blank | | C | | | | | 11/16/11 | 0800 | | 2 | | | | 2 | | | | | | 2 | | | | | | |
| 5 | | | | | | | | | | | | | | | | | | | | | | | | | | | |
| 6 | | | | | | | | | | | | | | | | | | | | | | | | | | | |
| 7 | | | | | | | | | | | | | | | | | | | | | | | | | | | |
| 8 | | | | | | | | | | | | | | | | | | | | | | | | | | | |
| 9 | | | | | | | | | | | | | | | | | | | | | | | | | | | |
| 10 | | | | | | | | | | | | | | | | | | | | | | | | | | | |
| 11 | | | | | | | | | | | | | | | | | | | | | | | | | | | |
| 12 | | | | | | | | | | | | | | | | | | | | | | | | | | | |

| ADDITIONAL COMMENTS | RELINQUISHED BY / AFFILIATION | DATE | TIME | ACCEPTED BY / AFFILIATION | DATE | TIME |
|---|---|---|---|---|---|---|
| | | 11/16/11 | 1245 | | 11/16/11 | 1245 |

SAMPLE CONDITIONS: Temp in °C: 2.6; Received on Ice (Y/N); Custody Sealed Cooler (Y/N); Samples Intact (Y/N)

ORIGINAL

SAMPLER NAME AND SIGNATURE

PRINT Name of SAMPLER: JAMES STOCKBRIDGE

SIGNATURE of SAMPLER:

DATE Signed (MM/DD/YY): 11/16/11

*Important Note: By signing this form you are accepting Pace's NET 30 day payment terms and agreeing to late charges of 1.5% per month for any invoices not paid within 30 days.

T39

F-ALL-Q-020rev.07, 15-May-2007

# Pace Analytical Field Sampling Log

| Site Name: Tomoka Landfill Semi-Annual | Site Location: Volusia County, FL |
|---|---|
| Well #: EQ | Sample ID: | Date: 11/16/11 |

## PURGING DATA

YSI: 02606/2697 (08K1015216)

| Well Diameter: 2" | Tubing Diameter: 3/8" | Well Screen Interval Depth: Feet to | Static Depth to Water: | Sampling Device: PP |
|---|---|---|---|---|

Well Volume Purge: (Total Well Depth– Static Depth to Water) X Well Capacity= Well Volume

( - ) X 0.16 Gallons/Foot = Gallons

Equipment Volume Purge: Pump Volume + (Tubing Capacity X Tubing Length) + Flow Cell Volume= Equipment Volume

+( X )+ = Gallons

| Initial Pump or Tubing Depth in Well (Feet): | Final Pump or Tubing Depth in Well: | Purging Initiated At: | Purging Ended At: | Total Volume Purged (Gallons): |
|---|---|---|---|---|

| Time | Volume Purged (Gal) | CUMUL Volume Purged (Gal) | Purge Rate (gpm) | Depth to Water (Feet) | pH (Standard Units) | Temp. (°C) | Conductivity (µmhos/cm or µS/cm) | Dissolved Oxygen (circle mg/L or % saturation) | Turbidity (NTUs) | Color (Describe) | Odor (Describe) | ORP |
|---|---|---|---|---|---|---|---|---|---|---|---|---|
| 0935 | | | | | | | | | | | | |
| | | | | | | | | | | | | |
| | | | | | | | | | | | | |
| | | | | | | | | | | | | |
| | | | | | | | | | | | | |
| | | | | | | | | | | | | |
| | | | | | | | | | | | | |
| | | | | | | | | | | | | |
| | | | | | | | | | | | | |
| | | | | | | | | | | | | |

Well Capacity (Gallons Per Foot): 0.75" = 0.02; 1" = 0.04; 1.25" = 0.06; 2" = 0.16; 3" = 0.37; 4" = 0.65; 5" = 1.02; 6" = 1.47; 12" = 5.88
Tubing Inside DIA. Capacity (Gal./Ft.): 1/8" = 0.0006; 3/16" = 0.0014; 1/4" = 0.0026; 5/16" = 0.004; 3/8" = 0.006; 1/2" = 0.010; 5/8" = 0.016

## SAMPLING DATA

| Sampled By (Print) James Stockbridge / Pace | Sampler(s) Signatures | Sampling Initiated At: 0935 | Sampling Ended At: |
|---|---|---|---|

| Pump or Tubing Depth in Well (Feet): | Sample Pump Flow Rate (mL per minute): 100-200ml | Tubing Material Code: PE | Field Decontamination: (Yes) [No] | Field-Filtered: [Yes] (No) Filter Size: µm | Duplicate: [Yes] (No) |
|---|---|---|---|---|---|

| Sample ID Code | # Containers | Material Code | Volume | Preservative Used | Total Volume Added in Field (mL) | Final pH | Intended Analysis and/or Method | Sampling Equipment Code |
|---|---|---|---|---|---|---|---|---|
| | | | | | | | | |
| | | | | | | | | |
| | | | | | | | | |
| | | | | | | | | |
| | | | | | | | | |

**Weather Conditions**
[ ] Sunny
[ ] Partly Cloudy
[✓] Cloudy
Temperature: 65
Rain: [Yes] (No)
Wind Speed: 5-10
Wind Direction: B

[ ] **Surface Water** Taken From:
Total Depth:_____ [ ] Shore [ ] Surface
Type: [ ] Lake [ ] Stream [ ] Boat [ ] Mid-Depth
[ ] River [ ] Other _____ [ ] Bridge [ ] Bottom
[ ] Wading [ ] Other

[ ] **Waste Water:** Start Time _____ Finish Time _____
Sampling Point:_____ Volume:_____
[ ] Composite [ ] Grab
mL per: [ ] Hour [ ] ½ Hour [ ]

[ ] Soils/Sediment Sampling Point: Sample Depth: [ ] Composite [ ] Grab

[ ] Drum Waste Type: Layers [Yes] [No] [ ] Composite [ ] Grab

[ ] Other: Sampling Point: Sample Depth: [ ] Composite [ ] Grab

**Discharged Method** [✓] **Ground** [ ] **Barrel** **On Ice @** **Bottles Preserved <2pH**

Field Notes:

**See Work Order/Bottle Order**

# Pace Analytical Field Sampling Log

| Site Name: Tomoka Landfill Semi-Annual | Site Location: Volusia County, FL |
|---|---|
| Well #: B-61 / Sample ID: | Date: 11/16/11 |

## PURGING DATA

YSI: 02606/2697 (08K101526)

| Well Diameter: 2" | Tubing Diameter: 3/8" | Well Screen Interval Depth: Feet to | Static Depth to Water: 13.90 | Sampling Device: PP |
|---|---|---|---|---|

Well Volume Purge: (Total Well Depth– Static Depth to Water) X Well Capacity= Well Volume

( 28.76 - 13.90 ) X 0.16 Gallons/Foot = 2.3776 Gallons

Equipment Volume Purge: Pump Volume + (Tubing Capacity X Tubing Length) + Flow Cell Volume= Equipment Volume

+( X )+ = Gallons

| Initial Pump or Tubing Depth in Well (Feet): 16 | Final Pump or Tubing Depth in Well: 19 | Purging Initiated At: 0950 | Purging Ended At: 1006 | Total Volume Purged (Gallons): 4.00 |
|---|---|---|---|---|

| Time | Volume Purged (Gal) | CUMUL Volume Purged (Gal) | Purge Rate (gpm) | Depth to Water (Feet) | pH (Standard Units) | Temp. (°C) | Conductivity (µmhos/cm or µS/cm) | Dissolved Oxygen (circle mg/L or % saturation) | Turbidity (NTUs) | Color (Describe) | Odor (Describe) | ORP |
|---|---|---|---|---|---|---|---|---|---|---|---|---|
| 1000 | 2.50 | 2.50 | .25 | 18.74 | 7.02 | 25.55 | 1149 | 1.19 | 2.05 | NONE | NONE | -54.7 |
| 1003 | .75 | 3.25 | / | 18.78 | 7.03 | 25.79 | 1155 | 1.14 | 1.27 | / | / | -53.1 |
| 1006 | .75 | 4.00 | | 18.53 | 6.99 | 25.75 | 1190 | 1.04 | 1.41 | | | -51.0 |

Well Capacity (Gallons Per Foot): 0.75" = 0.02; 1" = 0.04; 1.25" = 0.06; 2" = 0.16; 3" = 0.37; 4" = 0.65; 5" = 1.02; 6" = 1.47; 12" = 5.88
Tubing Inside DIA. Capacity (Gal./Ft.): 1/8" = 0.0006; 3/16" = 0.0014; 1/4" = 0.0026; 5/16" = 0.004; 3/8" = 0.006; 1/2" = 0.010; 5/8" = 0.016

## SAMPLING DATA

| Sampled By (Print) James Stockbridge / Pace | Sampler(s) Signature | Sampling Initiated At: 1007 | Sampling Ended At: 1016 |
|---|---|---|---|
| Pump or Tubing Depth in Well (Feet): 19 | Sample Pump Flow Rate (mL per minute): 100-200ml | Tubing Material Code: PE | Field Decontamination: (Yes) [No] |
| Field-Filtered: [Yes] (No) Filter Size: µm | Duplicate: [Yes] (No) | | |

| Sample ID Code | # Containers | Material Code | Volume | Preservative Used | Total Volume Added in Field (mL) | Final pH | Intended Analysis and/or Method | Sampling Equipment Code |
|---|---|---|---|---|---|---|---|---|
| | | | | | | | | |

**Weather Conditions**
[ ] Sunny
[ ] Partly Cloudy
[✓] Cloudy
Temperature: 60s
Rain: [Yes] (No)
Wind Speed: 5-10
Wind Direction: E

[ ] **Surface Water** Taken From: [ ] Shore [ ] Surface [ ] Boat [ ] Mid-Depth [ ] Bridge [ ] Bottom [ ] Wading [ ] Other
Total Depth:_____
Type: [ ] Lake [ ] Stream [ ] River [ ] Other _____

[ ] **Waste Water:** Start Time _____ Finish Time _____
Sampling Point:_____ Volume:_____
[ ] Composite [ ] Grab
mL per: [ ] Hour [ ] ½ Hour [ ]

[ ] Soils/Sediment Sampling Point: Sample Depth: [ ] Composite [ ] Grab

[ ] Drum Waste Type: Layers [Yes] [No] [ ] Composite [ ] Grab

[ ] Other: Sampling Point: Sample Depth: [ ] Composite [ ] Grab

**Discharged Method** [✓] **Ground** [ ] **Barrel** **On Ice @** 10.7 **Bottles Preserved <2pH**

Field Notes:

**See Work Order/Bottle Order**

:\Field\Field Sheets

# Pace Analytical Field Sampling Log

| | |
|---|---|
| Site Name: Tomoka Landfill Semi-Annual | Site Location: Volusia County, FL |
| Well #: B Ce2-1 | Sample ID: |
| | Date: 11/16/11 |

## PURGING DATA

YSI: 02606/2697 (05K101526)

| Well Diameter: 2" | Tubing Diameter: 3/8" | Well Screen Interval Depth: Feet to | Static Depth to Water: 14.25 | Sampling Device: PP |
|---|---|---|---|---|

Well Volume Purge: (Total Well Depth– Static Depth to Water) X Well Capacity= Well Volume

( 37.58 - 14.25 ) X 0.16 Gallons/Foot = 3.7328 Gallons

Equipment Volume Purge: Pump Volume + (Tubing Capacity X Tubing Length) + Flow Cell Volume= Equipment Volume

+( X )+ = Gallons

| Initial Pump or Tubing Depth in Well (Feet): 17 | Final Pump or Tubing Depth in Well: 17 | Purging Initiated At: 1030 | Purging Ended At: 1054 | Total Volume Purged (Gallons): |
|---|---|---|---|---|

| Time | Volume Purged (Gal) | CUMUL Volume Purged (Gal) | Purge Rate (gpm) | Depth to Water (Feet) | pH (Standard Units) | Temp. (°C) | Conductivity (µmhos/cm or µS/cm) | Dissolved Oxygen (circle mg/L or % saturation) | Turbidity (NTUs) | Color (Describe) | Odor (Describe) | ORP |
|---|---|---|---|---|---|---|---|---|---|---|---|---|
| 1046 | 4.00 | 4.00 | .25 | 14.98 | 7.16 | 24.76 | 2593 | 0.15 | 1.46 | NONE | NONE | -76.8 |
| 1050 | 1.00 | 5.00 | \| | 14.98 | 7.25 | 24.66 | 2604 | 0.15 | 1.83 | \| | \| | -102.3 |
| 1054 | 1.00 | 6.00 | \| | 14.98 | 7.22 | 24.65 | 2657 | 0.14 | 2.35 | \| | \| | -104.1 |
| | | | | | | | | | | | | |
| | | | | | | | | | | | | |
| | | | | | | | | | | | | |
| | | | | | | | | | | | | |
| | | | | | | | | | | | | |
| | | | | | | | | | | | | |
| | | | | | | | | | | | | |

Well Capacity (Gallons Per Foot): **0.75"** = 0.02; **1"** = 0.04; **1.25"** = 0.06; **2"** = 0.16; **3"** = 0.37; **4"** = 0.65; **5"** = 1.02; **6"** = 1.47; **12"** = 5.88
**Tubing Inside DIA. Capacity** (Gal./Ft.): **1/8"** = 0.0006; **3/16"** = 0.0014; **1/4"** = 0.0026; **5/16"** = 0.004; **3/8"** = 0.006; **1/2"** = 0.010; **5/8"** = 0.016

## SAMPLING DATA

| Sampled By (Print) | Sampler(s) Signatures | Sampling Initiated At: | Sampling Ended At: |
|---|---|---|---|
| James Stockbridge / Pace | | 1055 | 1103 |

| Pump or Tubing Depth in Well (Feet): | Sample Pump Flow Rate (mL per minute): | Tubing Material Code: | Field Decontamination: | Field-Filtered: | Duplicate: |
|---|---|---|---|---|---|
| 17 | 100-200ml | PE | [Yes] [No] | [Yes] [No] Filter Size: µm | [Yes] [No] |

| Sample ID Code | # Containers | Material Code | Volume | Preservative Used | Total Volume Added in Field (mL) | Final pH | Intended Analysis and/or Method | Sampling Equipment Code |
|---|---|---|---|---|---|---|---|---|
| | | | | | | | | |
| | | | | | | | | |
| | | | | | | | | |
| | | | | | | | | |
| | | | | | | | | |
| | | | | | | | | |

**Weather Conditions**
[ ] Sunny
[ ] Partly Cloudy
[✓] Cloudy
Temperature: 71
Rain: [Yes] [No]
Wind Speed: 5-10
Wind Direction: N

[ ] **Surface Water** Taken From:
Total Depth:_____ [ ] Shore [ ] Surface
Type: [ ] Lake [ ] Stream [ ] Boat [ ] Mid-Depth
[ ] River [ ] Other _____ [ ] Bridge [ ] Bottom
[ ] Wading [ ] Other

[ ] **Waste Water**: Start Time _____ Finish Time _____
Sampling Point:_____ Volume:_____
[ ] Composite [ ] Grab
mL per: [ ] Hour [ ] ½ Hour [ ]

[ ] Soils/Sediment Sampling Point: Sample Depth: [ ] Composite [ ] Grab

[ ] Drum Waste Type: Layers [Yes] [No] [ ] Composite [ ] Grab

[ ] Other: Sampling Point: Sample Depth: [ ] Composite [ ] Grab

**Discharged Method** [✓] **Ground** [ ] **Barrel** **On Ice @** 1104 **Bottles Preserved <2pH**

Field Notes:

**See Work Order/Bottle Order**

| Pace Analytical | Document Name: Sample Condition Upon Receipt Form | Document Revised: September 23, 2011 |
|---|---|---|
| | Document No.: F-FL-C-007 rev. 04 | Issuing Authorities: Pace Florida Quality Office |

## Sample Condition Upon Receipt Form (SCUR)

Table Number: _____

Client Name: Volusia County Project # 3543287

**Courier:** ☐ Fed Ex ☐ UPS ☐ USPS ☐ Client ☐ Commercial ☒ Pace ☐ Other _____

**Tracking #** _____

**Custody Seal on Cooler/Box Present:** ☐ yes ☒ no Seals intact: ☐ yes ☐ no

**Packing Material:** ☒ Bubble Wrap ☒ Bubble Bags ☐ None ☐ Other _____

**Thermometer Used** T3 **Type of Ice:** (Wet) Blue None

**Cooler Temperature°C** 3.6 **(Visual)** -1.0 **(Correction Factor)** 2.6 **(Actual)**

**Date and Initials of person examining contents:** (MD) 11/16/11

(Temp should be above freezing to 6°C). If below 0°C, then was sample frozen? ☐Yes ☐No

**Receipt of samples satisfactory:** ☐Yes ☐No **Rush TAT requested on COC:**

| If yes, then all conditions below were met: | If no, then mark box & describe issue (use comments area if necessary): |
|---|---|
| Chain of Custody Present | ☐ |
| Chain of Custody Filled Out | ☐ |
| Relinquished Signature & Sampler Name COC | ☐ |
| Samples Arrived within Hold Time | ☐ |
| Sufficient Volume | ☐ |
| Correct Containers Used | ☐ |
| Containers Intact | ☐ |
| Sample Labels match COC (sample IDs & date/time of collection) | ☐ No Labels: ☐ No Time/Date on Labels: ☐ |
| All containers needing preservation are found to be in compliance with EPA recommendation. | ☐ |
| No Headspace in VOA Vials ( >6mm): | ☐ |

**Client Notification/ Resolution:**

Person Contacted: _____ Date/Time: _____

Comments/ Resolution (use back for additional comments): _____

**Project Manager Review:** _____ **Date:** _____

### Finished Product Information Only

**F.P. Sample ID:** _____

**Production Code:** _____

**Date/Time Opened:** _____

**Number of Unopened Bottles Remaining:** _____

**Extra Sample in Shed:** Yes No

**Size & Qty of Bottles Received**

_____ x 5 Gal
_____ x 2.5 Gal
_____ x 1 Gal
_____ x 1 Liter
_____ x 500 mL
_____ x 250 mL
_____ x Other: _____

**Pace Analytical Services, Inc.**
8 East Tower Circle
Ormond Beach, FL 32174
(386)672-5668

November 29, 2011

Ms. Jennifer Stirk
Volusia County Solid Waste Management
1990 Tomoka Farms Road
Port Orange, FL 32128

RE: Project: Tomoka LF Semi-Annual
Pace Project No.: 3543458

Dear Ms. Stirk:
Enclosed are the analytical results for sample(s) received by the laboratory on November 17, 2011. The results relate only to the samples included in this report. Results reported herein conform to the most current TNI standards and the laboratory's Quality Assurance Manual, where applicable, unless otherwise noted in the body of the report.

If you have any questions concerning this report, please feel free to contact me.

Sincerely,

Jeff Baylor

Jeff Baylor

jeff.baylor@pacelabs.com
Project Manager

Enclosures

cc: Ken Guilbeault, SCS Engineers
Ms. Katherine Weitz, HDR Engineering, Inc.

**Pace Analytical Services, Inc.**
8 East Tower Circle
Ormond Beach, FL 32174
(386)672-5668

# CERTIFICATIONS

Project: Tomoka LF Semi-Annual
Pace Project No.: 3543458

**Ormond Beach Certification IDs**
8 East Tower Circle, Ormond Beach, FL 32174
Alabama Certification #: 41320
Arizona Certification #: AZ0735
Colorado Certification: FL NELAC Reciprocity
Connecticut Certification #: PH 0216
Florida Certification #: E83079
Georgia Certification #: 955
Guam Certification: FL NELAC Reciprocity
Hawaii Certification: FL NELAC Reciprocity
Illinois Certification #: 200068
Indiana Certification: FL NELAC Reciprocity
Kansas Certification #: E-10383
Kentucky Certification #: 90050
Louisiana Certification #: FL NELAC Reciprocity
Louisiana Environmental Certificate #: 05007
Maine Certification #: FL01264
Massachusetts Certification #: M-FL1264
Michigan Certification #: 9911
Mississippi Certification: FL NELAC Reciprocity
Missouri Certification #: 236
Montana Certification #: Cert 0074
Nevada Certification: FL NELAC Reciprocity
New Hampshire Certification #: 2958
New Jersey Certification #: FL765
New York Certification #: 11608
North Carolina Environmental Certificate #: 667
North Carolina Certification #: 12710
Pennsylvania Certification #: 68-00547
Puerto Rico Certification #: FL01264
Tennessee Certification #: TN02974
Texas Certification: FL NELAC Reciprocity
U.S.Virgin Islands Certification: FL NELAC Reciprocity
Virginia Certification #: 00432
Virginia Environmental Certificate #: 460165
Washington Certification #: C955
Wyoming Certification: FL NELAC Reciprocity
Wyoming (EPA Region 8): FL NELAC Reciprocity

**Pace Analytical Services, Inc.**
8 East Tower Circle
Ormond Beach, FL 32174
(386)672-5668

## SAMPLE SUMMARY

Project: Tomoka LF Semi-Annual
Pace Project No.: 3543458

| Lab ID | Sample ID | Matrix | Date Collected | Date Received |
|---|---|---|---|---|
| **3543458001** | **Equip blank (11/17/11)** | Water | 11/17/11 09:50 | 11/17/11 16:48 |
| **3543458002** | **B62-2R** | Water | 11/17/11 10:23 | 11/17/11 16:48 |
| **3543458003** | **B66** | Water | 11/17/11 11:02 | 11/17/11 16:48 |
| **3543458004** | **B43-2** | Water | 11/17/11 11:43 | 11/17/11 16:48 |
| **3543458005** | **B44** | Water | 11/17/11 12:18 | 11/17/11 16:48 |
| **3543458006** | **B59-1R** | Water | 11/17/11 13:03 | 11/17/11 16:48 |
| **3543458007** | **B59-1 DUP** | Water | 11/17/11 13:03 | 11/17/11 16:48 |
| **3543458008** | **B59-2R** | Water | 11/17/11 13:40 | 11/17/11 16:48 |
| **3543458009** | **Trip blank (11/17/11)** | Water | 11/17/11 08:00 | 11/17/11 16:48 |

**Pace Analytical Services, Inc.**
8 East Tower Circle
Ormond Beach, FL 32174
(386)672-5668

# SAMPLE ANALYTE COUNT

Project: Tomoka LF Semi-Annual
Pace Project No.: 3543458

| Lab ID | Sample ID | Method | Analysts | Analytes Reported | Laboratory |
|---|---|---|---|---|---|
| **3543458001** | **Equip blank (11/17/11)** | EPA 8011 | JLR | 2 | PASI-O |
| | | EPA 6010 | TAP | 15 | PASI-O |
| | | EPA 6020 | HEA | 2 | PASI-O |
| | | EPA 7470 | HEA | 1 | PASI-O |
| | | EPA 8260 | SK | 49 | PASI-O |
| | | SM 2540C | MMD | 1 | PASI-O |
| | | EPA 300.0 | IRL | 1 | PASI-O |
| | | EPA 300.0 | IRL | 2 | PASI-O |
| | | EPA 350.1 | SOA | 1 | PASI-O |
| **3543458002** | **B62-2R** | | JSB | 9 | PASI-O |
| | | EPA 8011 | JLR | 2 | PASI-O |
| | | EPA 6010 | TAP | 15 | PASI-O |
| | | EPA 6020 | HEA | 2 | PASI-O |
| | | EPA 7470 | HEA | 1 | PASI-O |
| | | EPA 8260 | SK | 49 | PASI-O |
| | | SM 2540C | MMD | 1 | PASI-O |
| | | EPA 300.0 | IRL | 1 | PASI-O |
| | | EPA 300.0 | IRL | 2 | PASI-O |
| | | EPA 350.1 | SOA | 1 | PASI-O |
| **3543458003** | **B66** | | JSB | 9 | PASI-O |
| | | EPA 8011 | JLR | 2 | PASI-O |
| | | EPA 6010 | TAP | 15 | PASI-O |
| | | EPA 6020 | HEA | 2 | PASI-O |
| | | EPA 7470 | HEA | 1 | PASI-O |
| | | EPA 8260 | SK | 49 | PASI-O |
| | | SM 2540C | MMD | 1 | PASI-O |
| | | EPA 300.0 | IRL | 1 | PASI-O |
| | | EPA 300.0 | IRL | 2 | PASI-O |
| | | EPA 350.1 | SOA | 1 | PASI-O |
| **3543458004** | **B43-2** | | JSB | 9 | PASI-O |
| | | EPA 8011 | JLR | 2 | PASI-O |
| | | EPA 6010 | TAP | 15 | PASI-O |
| | | EPA 6020 | HEA | 2 | PASI-O |
| | | EPA 7470 | HEA | 1 | PASI-O |
| | | EPA 8260 | SK | 49 | PASI-O |
| | | SM 2540C | MMD | 1 | PASI-O |
| | | EPA 300.0 | IRL | 1 | PASI-O |

**Pace Analytical Services, Inc.**
8 East Tower Circle
Ormond Beach, FL 32174
(386)672-5668

## SAMPLE ANALYTE COUNT

Project: Tomoka LF Semi-Annual
Pace Project No.: 3543458

| Lab ID | Sample ID | Method | Analysts | Analytes Reported | Laboratory |
|---|---|---|---|---|---|
| | | EPA 300.0 | IRL | 2 | PASI-O |
| | | EPA 350.1 | SOA | 1 | PASI-O |
| **3543458005** | **B44** | | JSB | 9 | PASI-O |
| | | EPA 8011 | JLR | 2 | PASI-O |
| | | EPA 6010 | TAP | 15 | PASI-O |
| | | EPA 6020 | HEA | 2 | PASI-O |
| | | EPA 7470 | HEA | 1 | PASI-O |
| | | EPA 8260 | ABD | 49 | PASI-O |
| | | SM 2540C | MMD | 1 | PASI-O |
| | | EPA 300.0 | IRL | 1 | PASI-O |
| | | EPA 300.0 | IRL | 2 | PASI-O |
| | | EPA 350.1 | SOA | 1 | PASI-O |
| **3543458006** | **B59-1R** | | JSB | 9 | PASI-O |
| | | EPA 8011 | JLR | 2 | PASI-O |
| | | EPA 6010 | TAP | 15 | PASI-O |
| | | EPA 6020 | HEA | 2 | PASI-O |
| | | EPA 7470 | HEA | 1 | PASI-O |
| | | EPA 8260 | ABD | 49 | PASI-O |
| | | SM 2540C | MMD | 1 | PASI-O |
| | | EPA 300.0 | IRL | 1 | PASI-O |
| | | EPA 300.0 | IRL | 2 | PASI-O |
| | | EPA 350.1 | SOA | 1 | PASI-O |
| **3543458007** | **B59-1 DUP** | | JSB | 9 | PASI-O |
| | | EPA 8011 | JLR | 2 | PASI-O |
| | | EPA 6010 | TAP | 15 | PASI-O |
| | | EPA 6020 | HEA | 2 | PASI-O |
| | | EPA 7470 | HEA | 1 | PASI-O |
| | | EPA 8260 | ABD | 49 | PASI-O |
| | | SM 2540C | MMD | 1 | PASI-O |
| | | EPA 300.0 | IRL | 1 | PASI-O |
| | | EPA 300.0 | IRL | 2 | PASI-O |
| | | EPA 350.1 | SOA | 1 | PASI-O |
| **3543458008** | **B59-2R** | | JSB | 9 | PASI-O |
| | | EPA 8011 | JLR | 2 | PASI-O |
| | | EPA 6010 | TAP | 15 | PASI-O |
| | | EPA 6020 | HEA | 2 | PASI-O |
| | | EPA 7470 | HEA | 1 | PASI-O |

**Pace Analytical Services, Inc.**
8 East Tower Circle
Ormond Beach, FL 32174
(386)672-5668

## SAMPLE ANALYTE COUNT

Project: Tomoka LF Semi-Annual
Pace Project No.: 3543458

| Lab ID | Sample ID | Method | Analysts | Analytes Reported | Laboratory |
|---|---|---|---|---|---|
| | | EPA 8260 | ABD | 49 | PASI-O |
| | | SM 2540C | MMD | 1 | PASI-O |
| | | EPA 300.0 | IRL | 1 | PASI-O |
| | | EPA 300.0 | IRL | 2 | PASI-O |
| | | EPA 350.1 | SOA | 1 | PASI-O |
| **3543458009** | **Trip blank (11/17/11)** | EPA 8260 | ABD | 51 | PASI-O |

**Pace Analytical Services, Inc.**
8 East Tower Circle
Ormond Beach, FL 32174
(386)672-5668

# HITS ONLY

Project: Tomoka LF Semi-Annual
Pace Project No.: 3543458

| Lab Sample ID / Method | Client Sample ID / Parameters | Result | Units | Report Limit | Analyzed | Qualifiers |
|---|---|---|---|---|---|---|
| **3543458001** | **Equip blank (11/17/11)** | | | | | |
| EPA 8260 | Xylene (Total) | 1.4 | ug/L | 1.0 | 11/27/11 23:14 | |
| **3543458002** | **B62-2R** | | | | | |
| | Field pH | 7.07 | Std. Units | | 11/17/11 10:23 | |
| | Field Temperature | 24.53 | deg C | | 11/17/11 10:23 | |
| | Appearance | Color:Orange, Sheen: None | | | 11/17/11 10:23 | |
| | Field Specific Conductance | 1416 | umhos/cm | | 11/17/11 10:23 | |
| | Oxygen, Dissolved | 0.27 | mg/L | | 11/17/11 10:23 | |
| | REDOX | -87.3 | mV | | 11/17/11 10:23 | |
| | Turbidity | 0.34 | NTU | | 11/17/11 10:23 | |
| | Depth to Water | 14.34 | feet | | 11/17/11 10:23 | |
| | Water Level(NGVD) | 25.37 | feet | | 11/17/11 10:23 | |
| EPA 6010 | Barium | 107 | ug/L | 10.0 | 11/18/11 21:42 | |
| EPA 6010 | Iron | 10800 | ug/L | 40.0 | 11/18/11 21:42 | |
| EPA 6010 | Nickel | 3.8 I | ug/L | 5.0 | 11/18/11 21:42 | |
| EPA 6010 | Sodium | 55.8 | mg/L | 1.0 | 11/18/11 21:42 | |
| EPA 6010 | Vanadium | 5.2 I | ug/L | 10.0 | 11/18/11 21:42 | |
| EPA 8260 | Xylene (Total) | 1.4 | ug/L | 1.0 | 11/28/11 03:17 | |
| SM 2540C | Total Dissolved Solids | 830 | mg/L | 10.0 | 11/21/11 09:56 | |
| EPA 300.0 | Chloride | 39.6 | mg/L | 5.0 | 11/18/11 13:32 | |
| EPA 300.0 | Sulfate | 108 | mg/L | 10.0 | 11/23/11 03:59 | |
| EPA 350.1 | Nitrogen, Ammonia | 20.4 | mg/L | 0.10 | 11/22/11 12:47 | |
| **3543458003** | **B66** | | | | | |
| | Field pH | 6.84 | Std. Units | | 11/17/11 11:02 | |
| | Field Temperature | 23.61 | deg C | | 11/17/11 11:02 | |
| | Appearance | Color: Yellow, Sheen: None | | | 11/17/11 11:02 | |
| | Field Specific Conductance | 455 | umhos/cm | | 11/17/11 11:02 | |
| | Oxygen, Dissolved | 0.90 | mg/L | | 11/17/11 11:02 | |
| | REDOX | 36.6 | mV | | 11/17/11 11:02 | |
| | Turbidity | 0.41 | NTU | | 11/17/11 11:02 | |
| | Depth to Water | 6.48 | feet | | 11/17/11 11:02 | |
| | Water Level(NGVD) | 24.79 | feet | | 11/17/11 11:02 | |
| EPA 6010 | Barium | 25.8 | ug/L | 10.0 | 11/18/11 22:02 | |
| EPA 6010 | Iron | 88.2 | ug/L | 40.0 | 11/18/11 22:02 | |
| EPA 6010 | Sodium | 18.0 | mg/L | 1.0 | 11/18/11 22:02 | |
| EPA 6010 | Vanadium | 5.6 I | ug/L | 10.0 | 11/18/11 22:02 | |
| EPA 6020 | Antimony | 0.67 I | ug/L | 1.0 | 11/21/11 14:41 | |
| EPA 8260 | Xylene (Total) | 0.75 I | ug/L | 1.0 | 11/28/11 03:42 | |
| SM 2540C | Total Dissolved Solids | 264 | mg/L | 5.0 | 11/21/11 10:00 | |
| EPA 300.0 | Nitrate as N | 0.32 | mg/L | 0.050 | 11/18/11 20:01 | |
| EPA 300.0 | Chloride | 17.9 | mg/L | 5.0 | 11/18/11 20:01 | |
| EPA 300.0 | Sulfate | 25.0 | mg/L | 5.0 | 11/18/11 20:01 | |

**Pace Analytical Services, Inc.**
8 East Tower Circle
Ormond Beach, FL 32174
(386)672-5668

## HITS ONLY

Project: Tomoka LF Semi-Annual
Pace Project No.: 3543458

| Lab Sample ID / Method | Client Sample ID / Parameters | Result | Units | Report Limit | Analyzed | Qualifiers |
|---|---|---|---|---|---|---|
| **3543458004** | **B43-2** | | | | | |
| | Field pH | 6.42 | Std. Units | | 11/17/11 11:43 | |
| | Field Temperature | 23.31 | deg C | | 11/17/11 11:43 | |
| | Appearance | Color: None, Sheen: None | | | 11/17/11 11:43 | |
| | Field Specific Conductance | 420 | umhos/cm | | 11/17/11 11:43 | |
| | Oxygen, Dissolved | 0.31 | mg/L | | 11/17/11 11:43 | |
| | REDOX | 24.8 | mV | | 11/17/11 11:43 | |
| | Turbidity | 3.64 | NTU | | 11/17/11 11:43 | |
| | Depth to Water | 6.01 | feet | | 11/17/11 11:43 | |
| | Water Level(NGVD) | 22.20 | feet | | 11/17/11 11:43 | |
| EPA 6010 | Barium | 18.4 | ug/L | 10.0 | 11/18/11 22:06 | |
| EPA 6010 | Iron | 784 | ug/L | 40.0 | 11/18/11 22:06 | |
| EPA 6010 | Sodium | 22.5 | mg/L | 1.0 | 11/18/11 22:06 | |
| EPA 6010 | Vanadium | 5.0U | ug/L | 10.0 | 11/18/11 22:06 | |
| EPA 8260 | Xylene (Total) | 0.73 I | ug/L | 1.0 | 11/28/11 04:06 | |
| SM 2540C | Total Dissolved Solids | 251 | mg/L | 5.0 | 11/21/11 10:01 | |
| EPA 300.0 | Nitrate as N | 0.15 | mg/L | 0.050 | 11/18/11 20:13 | |
| EPA 300.0 | Chloride | 28.4 | mg/L | 5.0 | 11/18/11 20:13 | |
| EPA 300.0 | Sulfate | 14.6 | mg/L | 5.0 | 11/18/11 20:13 | |
| EPA 350.1 | Nitrogen, Ammonia | 0.036 I | mg/L | 0.050 | 11/22/11 12:03 | |
| **3543458005** | **B44** | | | | | |
| | Field pH | 5.27 | Std. Units | | 11/17/11 12:18 | |
| | Field Temperature | 22.84 | deg C | | 11/17/11 12:18 | |
| | Appearance | Color: None, Sheen: None | | | 11/17/11 12:18 | |
| | Field Specific Conductance | 380 | umhos/cm | | 11/17/11 12:18 | |
| | Oxygen, Dissolved | 0.21 | mg/L | | 11/17/11 12:18 | |
| | REDOX | 115.0 | mV | | 11/17/11 12:18 | |
| | Turbidity | 0.74 | NTU | | 11/17/11 12:18 | |
| | Depth to Water | 6.96 | feet | | 11/17/11 12:18 | |
| | Water Level(NGVD) | 23.06 | feet | | 11/17/11 12:18 | |
| EPA 6010 | Barium | 43.2 | ug/L | 10.0 | 11/18/11 22:10 | |
| EPA 6010 | Iron | 9570 | ug/L | 40.0 | 11/18/11 22:10 | |
| EPA 6010 | Sodium | 30.0 | mg/L | 1.0 | 11/18/11 22:10 | |
| EPA 7470 | Mercury | 0.13 I | ug/L | 0.20 | 11/18/11 13:07 | |
| SM 2540C | Total Dissolved Solids | 224 | mg/L | 5.0 | 11/21/11 10:01 | |
| EPA 300.0 | Chloride | 74.8 | mg/L | 5.0 | 11/18/11 14:09 | |
| EPA 300.0 | Sulfate | 46.3 | mg/L | 5.0 | 11/18/11 14:09 | |
| **3543458006** | **B59-1R** | | | | | |
| | Field pH | 6.85 | Std. Units | | 11/17/11 13:03 | |
| | Field Temperature | 25.03 | deg C | | 11/17/11 13:03 | |

**Pace Analytical Services, Inc.**
8 East Tower Circle
Ormond Beach, FL 32174
(386)672-5668

## HITS ONLY

Project: Tomoka LF Semi-Annual
Pace Project No.: 3543458

| Lab Sample ID / Method | Client Sample ID / Parameters | Result | Units | Report Limit | Analyzed | Qualifiers |
|---|---|---|---|---|---|---|
| **3543458006** | **B59-1R** | | | | | |
| | Appearance | Color: None, Sheen: None | | | 11/17/11 13:03 | |
| | Field Specific Conductance | 635 | umhos/cm | | 11/17/11 13:03 | |
| | Oxygen, Dissolved | 0.06 | mg/L | | 11/17/11 13:03 | |
| | REDOX | -66.8 | mV | | 11/17/11 13:03 | |
| | Turbidity | 0.10 | NTU | | 11/17/11 13:03 | |
| | Depth to Water | 7.84 | feet | | 11/17/11 13:03 | |
| | Water Level(NGVD) | 19.93 | feet | | 11/17/11 13:03 | |
| EPA 6010 | Barium | 53.7 | ug/L | 10.0 | 11/18/11 22:14 | |
| EPA 6010 | Iron | 4560 | ug/L | 40.0 | 11/18/11 22:14 | |
| EPA 6010 | Sodium | 61.0 | mg/L | 1.0 | 11/18/11 22:14 | |
| SM 2540C | Total Dissolved Solids | 377 | mg/L | 5.0 | 11/21/11 10:01 | |
| EPA 300.0 | Chloride | 63.9 | mg/L | 5.0 | 11/18/11 14:21 | |
| EPA 300.0 | Sulfate | 5.7 | mg/L | 5.0 | 11/18/11 14:21 | |
| EPA 350.1 | Nitrogen, Ammonia | 0.28 | mg/L | 0.050 | 11/22/11 12:05 | |
| **3543458007** | **B59-1 DUP** | | | | | |
| | Field pH | 6.85 | Std. Units | | 11/17/11 13:03 | |
| | Field Temperature | 25.03 | deg C | | 11/17/11 13:03 | |
| | Appearance | Color: None, Sheen: None | | | 11/17/11 13:03 | |
| | Field Specific Conductance | 635 | umhos/cm | | 11/17/11 13:03 | |
| | Oxygen, Dissolved | 0.06 | mg/L | | 11/17/11 13:03 | |
| | REDOX | -66.8 | mV | | 11/17/11 13:03 | |
| | Turbidity | 0.10 | NTU | | 11/17/11 13:03 | |
| | Depth to Water | 7.84 | feet | | 11/17/11 13:03 | |
| | Water Level(NGVD) | 19.93 | feet | | 11/17/11 13:03 | |
| EPA 6010 | Barium | 53.1 | ug/L | 10.0 | 11/18/11 22:18 | |
| EPA 6010 | Iron | 4500 | ug/L | 40.0 | 11/18/11 22:18 | |
| EPA 6010 | Sodium | 61.0 | mg/L | 1.0 | 11/18/11 22:18 | |
| SM 2540C | Total Dissolved Solids | 380 | mg/L | 5.0 | 11/21/11 10:02 | |
| EPA 300.0 | Chloride | 63.7 | mg/L | 5.0 | 11/18/11 14:33 | |
| EPA 300.0 | Sulfate | 5.8 | mg/L | 5.0 | 11/18/11 14:33 | |
| EPA 350.1 | Nitrogen, Ammonia | 0.29 | mg/L | 0.050 | 11/22/11 12:06 | |
| **3543458008** | **B59-2R** | | | | | |
| | Field pH | 6.56 | Std. Units | | 11/17/11 13:40 | |
| | Field Temperature | 25.44 | deg C | | 11/17/11 13:40 | |
| | Appearance | Color: Orange, Sheen: None | | | 11/17/11 13:40 | |
| | Field Specific Conductance | 993 | umhos/cm | | 11/17/11 13:40 | |
| | Oxygen, Dissolved | 0.08 | mg/L | | 11/17/11 13:40 | |
| | REDOX | -49.9 | mV | | 11/17/11 13:40 | |
| | Turbidity | 11.25 | NTU | | 11/17/11 13:40 | |

**Pace Analytical Services, Inc.**
8 East Tower Circle
Ormond Beach, FL 32174
(386)672-5668

## HITS ONLY

Project: Tomoka LF Semi-Annual
Pace Project No.: 3543458

| Lab Sample ID<br>Method | Client Sample ID<br>Parameters | Result | Units | Report Limit | Analyzed | Qualifiers |
|---|---|---|---|---|---|---|
| **3543458008** | **B59-2R** | | | | | |
| | Depth to Water | 8.07 | feet | | 11/17/11 13:40 | |
| | Water Level(NGVD) | 19.72 | feet | | 11/17/11 13:40 | |
| EPA 6010 | Barium | 91.2 | ug/L | 10.0 | 11/18/11 22:22 | |
| EPA 6010 | Iron | 11800 | ug/L | 40.0 | 11/18/11 22:22 | |
| EPA 6010 | Sodium | 44.5 | mg/L | 1.0 | 11/18/11 22:22 | |
| SM 2540C | Total Dissolved Solids | 630 | mg/L | 5.0 | 11/21/11 10:03 | |
| EPA 300.0 | Chloride | 27.8 | mg/L | 5.0 | 11/18/11 14:45 | |
| EPA 300.0 | Sulfate | 89.3 | mg/L | 5.0 | 11/18/11 14:45 | |
| EPA 350.1 | Nitrogen, Ammonia | 0.44 | mg/L | 0.050 | 11/22/11 12:07 | |

**Pace Analytical Services, Inc.**
8 East Tower Circle
Ormond Beach, FL 32174
(386)672-5668

# ANALYTICAL RESULTS

Project: Tomoka LF Semi-Annual
Pace Project No.: 3543458

**Sample: Equip blank (11/17/11)** **Lab ID: 3543458001** Collected: 11/17/11 09:50 Received: 11/17/11 16:48 Matrix: Water

| Parameters | Results | Units | PQL | MDL | DF | Prepared | Analyzed | CAS No. | Qual |
|---|---|---|---|---|---|---|---|---|---|
| **8011 GCS EDB and DBCP** | Analytical Method: EPA 8011 Preparation Method: EPA 8011 | | | | | | | | |
| 1,2-Dibromo-3-chloropropane | **0.0050U** | ug/L | 0.020 | 0.0050 | 1 | 11/21/11 13:30 | 11/22/11 09:37 | 96-12-8 | |
| 1,2-Dibromoethane (EDB) | **0.0063U** | ug/L | 0.010 | 0.0063 | 1 | 11/21/11 13:30 | 11/22/11 09:37 | 106-93-4 | |
| **6010 MET ICP** | Analytical Method: EPA 6010 Preparation Method: EPA 3010 | | | | | | | | |
| Arsenic | **5.0U** | ug/L | 10.0 | 5.0 | 1 | 11/18/11 10:42 | 11/18/11 21:38 | 7440-38-2 | |
| Barium | **5.0U** | ug/L | 10.0 | 5.0 | 1 | 11/18/11 10:42 | 11/18/11 21:38 | 7440-39-3 | |
| Beryllium | **0.50U** | ug/L | 1.0 | 0.50 | 1 | 11/18/11 10:42 | 11/18/11 21:38 | 7440-41-7 | |
| Cadmium | **0.50U** | ug/L | 1.0 | 0.50 | 1 | 11/18/11 10:42 | 11/18/11 21:38 | 7440-43-9 | |
| Chromium | **2.5U** | ug/L | 5.0 | 2.5 | 1 | 11/18/11 10:42 | 11/18/11 21:38 | 7440-47-3 | |
| Cobalt | **5.0U** | ug/L | 10.0 | 5.0 | 1 | 11/18/11 10:42 | 11/18/11 21:38 | 7440-48-4 | |
| Copper | **2.5U** | ug/L | 5.0 | 2.5 | 1 | 11/18/11 10:42 | 11/18/11 21:38 | 7440-50-8 | |
| Iron | **20.0U** | ug/L | 40.0 | 20.0 | 1 | 11/18/11 10:42 | 11/18/11 21:38 | 7439-89-6 | |
| Lead | **5.0U** | ug/L | 10.0 | 5.0 | 1 | 11/18/11 10:42 | 11/18/11 21:38 | 7439-92-1 | |
| Nickel | **2.5U** | ug/L | 5.0 | 2.5 | 1 | 11/18/11 10:42 | 11/18/11 21:38 | 7440-02-0 | |
| Selenium | **7.5U** | ug/L | 15.0 | 7.5 | 1 | 11/18/11 10:42 | 11/18/11 21:38 | 7782-49-2 | |
| Silver | **2.5U** | ug/L | 5.0 | 2.5 | 1 | 11/18/11 10:42 | 11/18/11 21:38 | 7440-22-4 | |
| Sodium | **0.50U** | mg/L | 1.0 | 0.50 | 1 | 11/18/11 10:42 | 11/18/11 21:38 | 7440-23-5 | |
| Vanadium | **5.0U** | ug/L | 10.0 | 5.0 | 1 | 11/18/11 10:42 | 11/18/11 21:38 | 7440-62-2 | |
| Zinc | **10.0U** | ug/L | 20.0 | 10.0 | 1 | 11/18/11 10:42 | 11/18/11 21:38 | 7440-66-6 | |
| **6020 MET ICPMS** | Analytical Method: EPA 6020 Preparation Method: EPA 3010 | | | | | | | | |
| Antimony | **0.50U** | ug/L | 1.0 | 0.50 | 1 | 11/18/11 10:42 | 11/21/11 14:30 | 7440-36-0 | |
| Thallium | **0.50U** | ug/L | 1.0 | 0.50 | 1 | 11/18/11 10:42 | 11/21/11 14:30 | 7440-28-0 | |
| **7470 Mercury** | Analytical Method: EPA 7470 Preparation Method: EPA 7470 | | | | | | | | |
| Mercury | **0.10U** | ug/L | 0.20 | 0.10 | 1 | 11/18/11 04:00 | 11/18/11 12:56 | 7439-97-6 | |
| **8260 MSV** | Analytical Method: EPA 8260 | | | | | | | | |
| Acetone | **5.0U** | ug/L | 10.0 | 5.0 | 1 | | 11/27/11 23:14 | 67-64-1 | |
| Acrylonitrile | **5.0U** | ug/L | 10.0 | 5.0 | 1 | | 11/27/11 23:14 | 107-13-1 | |
| Benzene | **0.50U** | ug/L | 1.0 | 0.50 | 1 | | 11/27/11 23:14 | 71-43-2 | |
| Bromochloromethane | **0.50U** | ug/L | 1.0 | 0.50 | 1 | | 11/27/11 23:14 | 74-97-5 | |
| Bromodichloromethane | **0.27U** | ug/L | 0.60 | 0.27 | 1 | | 11/27/11 23:14 | 75-27-4 | |
| Bromoform | **0.50U** | ug/L | 1.0 | 0.50 | 1 | | 11/27/11 23:14 | 75-25-2 | |
| Bromomethane | **0.50U** | ug/L | 1.0 | 0.50 | 1 | | 11/27/11 23:14 | 74-83-9 | |
| 2-Butanone (MEK) | **5.0U** | ug/L | 10.0 | 5.0 | 1 | | 11/27/11 23:14 | 78-93-3 | |
| Carbon disulfide | **5.0U** | ug/L | 10.0 | 5.0 | 1 | | 11/27/11 23:14 | 75-15-0 | |
| Carbon tetrachloride | **0.50U** | ug/L | 1.0 | 0.50 | 1 | | 11/27/11 23:14 | 56-23-5 | |
| Chlorobenzene | **0.50U** | ug/L | 1.0 | 0.50 | 1 | | 11/27/11 23:14 | 108-90-7 | |
| Chloroethane | **0.50U** | ug/L | 1.0 | 0.50 | 1 | | 11/27/11 23:14 | 75-00-3 | |
| Chloroform | **0.50U** | ug/L | 1.0 | 0.50 | 1 | | 11/27/11 23:14 | 67-66-3 | |
| Chloromethane | **0.62U** | ug/L | 1.0 | 0.62 | 1 | | 11/27/11 23:14 | 74-87-3 | |
| Dibromochloromethane | **0.26U** | ug/L | 0.50 | 0.26 | 1 | | 11/27/11 23:14 | 124-48-1 | |
| Dibromomethane | **0.50U** | ug/L | 1.0 | 0.50 | 1 | | 11/27/11 23:14 | 74-95-3 | |
| 1,2-Dichlorobenzene | **0.50U** | ug/L | 1.0 | 0.50 | 1 | | 11/27/11 23:14 | 95-50-1 | |

**Pace Analytical Services, Inc.**
8 East Tower Circle
Ormond Beach, FL 32174
(386)672-5668

# ANALYTICAL RESULTS

Project: Tomoka LF Semi-Annual
Pace Project No.: 3543458

**Sample: Equip blank (11/17/11)** **Lab ID: 3543458001** Collected: 11/17/11 09:50 Received: 11/17/11 16:48 Matrix: Water

| Parameters | Results | Units | PQL | MDL | DF | Prepared | Analyzed | CAS No. | Qual |
|---|---|---|---|---|---|---|---|---|---|
| **8260 MSV** | Analytical Method: EPA 8260 | | | | | | | | |
| 1,4-Dichlorobenzene | **0.50U** | ug/L | 1.0 | 0.50 | 1 | | 11/27/11 23:14 | 106-46-7 | |
| trans-1,4-Dichloro-2-butene | **5.0U** | ug/L | 10.0 | 5.0 | 1 | | 11/27/11 23:14 | 110-57-6 | |
| 1,1-Dichloroethane | **0.50U** | ug/L | 1.0 | 0.50 | 1 | | 11/27/11 23:14 | 75-34-3 | |
| 1,2-Dichloroethane | **0.50U** | ug/L | 1.0 | 0.50 | 1 | | 11/27/11 23:14 | 107-06-2 | |
| 1,1-Dichloroethene | **0.50U** | ug/L | 1.0 | 0.50 | 1 | | 11/27/11 23:14 | 75-35-4 | |
| cis-1,2-Dichloroethene | **0.50U** | ug/L | 1.0 | 0.50 | 1 | | 11/27/11 23:14 | 156-59-2 | |
| trans-1,2-Dichloroethene | **0.50U** | ug/L | 1.0 | 0.50 | 1 | | 11/27/11 23:14 | 156-60-5 | |
| 1,2-Dichloropropane | **0.50U** | ug/L | 1.0 | 0.50 | 1 | | 11/27/11 23:14 | 78-87-5 | |
| cis-1,3-Dichloropropene | **0.25U** | ug/L | 0.50 | 0.25 | 1 | | 11/27/11 23:14 | 10061-01-5 | |
| trans-1,3-Dichloropropene | **0.25U** | ug/L | 0.50 | 0.25 | 1 | | 11/27/11 23:14 | 10061-02-6 | |
| Ethylbenzene | **0.50U** | ug/L | 1.0 | 0.50 | 1 | | 11/27/11 23:14 | 100-41-4 | |
| 2-Hexanone | **5.0U** | ug/L | 10.0 | 5.0 | 1 | | 11/27/11 23:14 | 591-78-6 | |
| Iodomethane | **0.50U** | ug/L | 1.0 | 0.50 | 1 | | 11/27/11 23:14 | 74-88-4 | |
| Methylene Chloride | **2.5U** | ug/L | 5.0 | 2.5 | 1 | | 11/27/11 23:14 | 75-09-2 | |
| 4-Methyl-2-pentanone (MIBK) | **5.0U** | ug/L | 10.0 | 5.0 | 1 | | 11/27/11 23:14 | 108-10-1 | |
| Styrene | **0.50U** | ug/L | 1.0 | 0.50 | 1 | | 11/27/11 23:14 | 100-42-5 | |
| 1,1,1,2-Tetrachloroethane | **0.50U** | ug/L | 1.0 | 0.50 | 1 | | 11/27/11 23:14 | 630-20-6 | |
| 1,1,2,2-Tetrachloroethane | **0.12U** | ug/L | 0.50 | 0.12 | 1 | | 11/27/11 23:14 | 79-34-5 | |
| Tetrachloroethene | **0.50U** | ug/L | 1.0 | 0.50 | 1 | | 11/27/11 23:14 | 127-18-4 | |
| Toluene | **0.50U** | ug/L | 1.0 | 0.50 | 1 | | 11/27/11 23:14 | 108-88-3 | |
| 1,1,1-Trichloroethane | **0.50U** | ug/L | 1.0 | 0.50 | 1 | | 11/27/11 23:14 | 71-55-6 | |
| 1,1,2-Trichloroethane | **0.50U** | ug/L | 1.0 | 0.50 | 1 | | 11/27/11 23:14 | 79-00-5 | |
| Trichloroethene | **0.50U** | ug/L | 1.0 | 0.50 | 1 | | 11/27/11 23:14 | 79-01-6 | |
| Trichlorofluoromethane | **0.50U** | ug/L | 1.0 | 0.50 | 1 | | 11/27/11 23:14 | 75-69-4 | |
| 1,2,3-Trichloropropane | **0.36U** | ug/L | 0.50 | 0.36 | 1 | | 11/27/11 23:14 | 96-18-4 | |
| Vinyl acetate | **1.0U** | ug/L | 2.0 | 1.0 | 1 | | 11/27/11 23:14 | 108-05-4 | |
| Vinyl chloride | **0.50U** | ug/L | 1.0 | 0.50 | 1 | | 11/27/11 23:14 | 75-01-4 | |
| Xylene (Total) | **1.4** | ug/L | 1.0 | 0.50 | 1 | | 11/27/11 23:14 | 1330-20-7 | |
| ***Surrogates*** | | | | | | | | | |
| 4-Bromofluorobenzene (S) | 102 | % | 70-114 | | 1 | | 11/27/11 23:14 | 460-00-4 | |
| Dibromofluoromethane (S) | 99 | % | 88-117 | | 1 | | 11/27/11 23:14 | 1868-53-7 | |
| 1,2-Dichloroethane-d4 (S) | 98 | % | 86-125 | | 1 | | 11/27/11 23:14 | 17060-07-0 | |
| Toluene-d8 (S) | 100 | % | 87-113 | | 1 | | 11/27/11 23:14 | 2037-26-5 | |
| **2540C Total Dissolved Solids** | Analytical Method: SM 2540C | | | | | | | | |
| Total Dissolved Solids | **5.0U** | mg/L | 5.0 | 5.0 | 1 | | 11/21/11 09:56 | | |
| **300.0 IC Anions** | Analytical Method: EPA 300.0 | | | | | | | | |
| Nitrate as N | **0.025U** | mg/L | 0.050 | 0.025 | 1 | | 11/18/11 12:56 | 14797-55-8 | |
| **300.0 IC Anions 28 Days** | Analytical Method: EPA 300.0 | | | | | | | | |
| Chloride | **2.5U** | mg/L | 5.0 | 2.5 | 1 | | 11/18/11 12:56 | 16887-00-6 | |
| Sulfate | **2.5U** | mg/L | 5.0 | 2.5 | 1 | | 11/18/11 12:56 | 14808-79-8 | |

**Pace Analytical Services, Inc.**
8 East Tower Circle
Ormond Beach, FL 32174
(386)672-5668

# ANALYTICAL RESULTS

Project: Tomoka LF Semi-Annual
Pace Project No.: 3543458

**Sample: Equip blank (11/17/11)** **Lab ID: 3543458001** Collected: 11/17/11 09:50 Received: 11/17/11 16:48 Matrix: Water

| Parameters | Results | Units | PQL | MDL | DF | Prepared | Analyzed | CAS No. | Qual |
|---|---|---|---|---|---|---|---|---|---|
| **350.1 Ammonia** | Analytical Method: EPA 350.1 | | | | | | | | |
| Nitrogen, Ammonia | **0.020U** | mg/L | 0.050 | 0.020 | 1 | | 11/22/11 11:59 | 7664-41-7 | |

**Pace Analytical Services, Inc.**
8 East Tower Circle
Ormond Beach, FL 32174
(386)672-5668

# ANALYTICAL RESULTS

Project: Tomoka LF Semi-Annual
Pace Project No.: 3543458

**Sample: B62-2R** **Lab ID: 3543458002** Collected: 11/17/11 10:23 Received: 11/17/11 16:48 Matrix: Water

| Parameters | Results | Units | PQL | MDL | DF | Prepared | Analyzed | CAS No. | Qual |
|---|---|---|---|---|---|---|---|---|---|
| **Field Data** | Analytical Method: | | | | | | | | |
| Field pH | **7.07** | Std. Units | | | 1 | | 11/17/11 10:23 | | |
| Field Temperature | **24.53** | deg C | | | 1 | | 11/17/11 10:23 | | |
| Appearance | **Color:Orange, Sheen: None** | | | | 1 | | 11/17/11 10:23 | | |
| Field Specific Conductance | **1416** | umhos/cm | | | 1 | | 11/17/11 10:23 | | |
| Oxygen, Dissolved | **0.27** | mg/L | | | 1 | | 11/17/11 10:23 | 7782-44-7 | |
| REDOX | **-87.3** | mV | | | 1 | | 11/17/11 10:23 | | |
| Turbidity | **0.34** | NTU | | | 1 | | 11/17/11 10:23 | | |
| Depth to Water | **14.34** | feet | | | 1 | | 11/17/11 10:23 | | |
| Water Level(NGVD) | **25.37** | feet | | | 1 | | 11/17/11 10:23 | | |
| **8011 GCS EDB and DBCP** | Analytical Method: EPA 8011 Preparation Method: EPA 8011 | | | | | | | | |
| 1,2-Dibromo-3-chloropropane | **0.0049U** | ug/L | 0.020 | 0.0049 | 1 | 11/21/11 13:30 | 11/22/11 09:53 | 96-12-8 | |
| 1,2-Dibromoethane (EDB) | **0.0062U** | ug/L | 0.010 | 0.0062 | 1 | 11/21/11 13:30 | 11/22/11 09:53 | 106-93-4 | |
| **6010 MET ICP** | Analytical Method: EPA 6010 Preparation Method: EPA 3010 | | | | | | | | |
| Arsenic | **5.0U** | ug/L | 10.0 | 5.0 | 1 | 11/18/11 10:42 | 11/18/11 21:42 | 7440-38-2 | |
| Barium | **107** | ug/L | 10.0 | 5.0 | 1 | 11/18/11 10:42 | 11/18/11 21:42 | 7440-39-3 | |
| Beryllium | **0.50U** | ug/L | 1.0 | 0.50 | 1 | 11/18/11 10:42 | 11/18/11 21:42 | 7440-41-7 | |
| Cadmium | **0.50U** | ug/L | 1.0 | 0.50 | 1 | 11/18/11 10:42 | 11/18/11 21:42 | 7440-43-9 | |
| Chromium | **2.5U** | ug/L | 5.0 | 2.5 | 1 | 11/18/11 10:42 | 11/18/11 21:42 | 7440-47-3 | |
| Cobalt | **5.0U** | ug/L | 10.0 | 5.0 | 1 | 11/18/11 10:42 | 11/18/11 21:42 | 7440-48-4 | |
| Copper | **2.5U** | ug/L | 5.0 | 2.5 | 1 | 11/18/11 10:42 | 11/18/11 21:42 | 7440-50-8 | |
| Iron | **10800** | ug/L | 40.0 | 20.0 | 1 | 11/18/11 10:42 | 11/18/11 21:42 | 7439-89-6 | |
| Lead | **5.0U** | ug/L | 10.0 | 5.0 | 1 | 11/18/11 10:42 | 11/18/11 21:42 | 7439-92-1 | |
| Nickel | **3.8 I** | ug/L | 5.0 | 2.5 | 1 | 11/18/11 10:42 | 11/18/11 21:42 | 7440-02-0 | |
| Selenium | **7.5U** | ug/L | 15.0 | 7.5 | 1 | 11/18/11 10:42 | 11/18/11 21:42 | 7782-49-2 | |
| Silver | **2.5U** | ug/L | 5.0 | 2.5 | 1 | 11/18/11 10:42 | 11/18/11 21:42 | 7440-22-4 | |
| Sodium | **55.8** | mg/L | 1.0 | 0.50 | 1 | 11/18/11 10:42 | 11/18/11 21:42 | 7440-23-5 | |
| Vanadium | **5.2 I** | ug/L | 10.0 | 5.0 | 1 | 11/18/11 10:42 | 11/18/11 21:42 | 7440-62-2 | |
| Zinc | **10.0U** | ug/L | 20.0 | 10.0 | 1 | 11/18/11 10:42 | 11/18/11 21:42 | 7440-66-6 | |
| **6020 MET ICPMS** | Analytical Method: EPA 6020 Preparation Method: EPA 3010 | | | | | | | | |
| Antimony | **0.50U** | ug/L | 1.0 | 0.50 | 1 | 11/18/11 10:42 | 11/21/11 14:39 | 7440-36-0 | |
| Thallium | **0.50U** | ug/L | 1.0 | 0.50 | 1 | 11/18/11 10:42 | 11/21/11 14:39 | 7440-28-0 | |
| **7470 Mercury** | Analytical Method: EPA 7470 Preparation Method: EPA 7470 | | | | | | | | |
| Mercury | **0.10U** | ug/L | 0.20 | 0.10 | 1 | 11/18/11 04:00 | 11/18/11 12:59 | 7439-97-6 | |
| **8260 MSV** | Analytical Method: EPA 8260 | | | | | | | | |
| Acetone | **5.0U** | ug/L | 10.0 | 5.0 | 1 | | 11/28/11 03:17 | 67-64-1 | |
| Acrylonitrile | **5.0U** | ug/L | 10.0 | 5.0 | 1 | | 11/28/11 03:17 | 107-13-1 | |
| Benzene | **0.50U** | ug/L | 1.0 | 0.50 | 1 | | 11/28/11 03:17 | 71-43-2 | |
| Bromochloromethane | **0.50U** | ug/L | 1.0 | 0.50 | 1 | | 11/28/11 03:17 | 74-97-5 | |

**Pace Analytical Services, Inc.**
8 East Tower Circle
Ormond Beach, FL 32174
(386)672-5668

# ANALYTICAL RESULTS

Project: Tomoka LF Semi-Annual
Pace Project No.: 3543458

**Sample: B62-2R** **Lab ID: 3543458002** Collected: 11/17/11 10:23 Received: 11/17/11 16:48 Matrix: Water

| Parameters | Results | Units | PQL | MDL | DF | Prepared | Analyzed | CAS No. | Qual |
|---|---|---|---|---|---|---|---|---|---|
| **8260 MSV** | Analytical Method: EPA 8260 | | | | | | | | |
| Bromodichloromethane | **0.27U** | ug/L | 0.60 | 0.27 | 1 | | 11/28/11 03:17 | 75-27-4 | |
| Bromoform | **0.50U** | ug/L | 1.0 | 0.50 | 1 | | 11/28/11 03:17 | 75-25-2 | |
| Bromomethane | **0.50U** | ug/L | 1.0 | 0.50 | 1 | | 11/28/11 03:17 | 74-83-9 | |
| 2-Butanone (MEK) | **5.0U** | ug/L | 10.0 | 5.0 | 1 | | 11/28/11 03:17 | 78-93-3 | |
| Carbon disulfide | **5.0U** | ug/L | 10.0 | 5.0 | 1 | | 11/28/11 03:17 | 75-15-0 | |
| Carbon tetrachloride | **0.50U** | ug/L | 1.0 | 0.50 | 1 | | 11/28/11 03:17 | 56-23-5 | |
| Chlorobenzene | **0.50U** | ug/L | 1.0 | 0.50 | 1 | | 11/28/11 03:17 | 108-90-7 | |
| Chloroethane | **0.50U** | ug/L | 1.0 | 0.50 | 1 | | 11/28/11 03:17 | 75-00-3 | |
| Chloroform | **0.50U** | ug/L | 1.0 | 0.50 | 1 | | 11/28/11 03:17 | 67-66-3 | |
| Chloromethane | **0.62U** | ug/L | 1.0 | 0.62 | 1 | | 11/28/11 03:17 | 74-87-3 | |
| Dibromochloromethane | **0.26U** | ug/L | 0.50 | 0.26 | 1 | | 11/28/11 03:17 | 124-48-1 | |
| Dibromomethane | **0.50U** | ug/L | 1.0 | 0.50 | 1 | | 11/28/11 03:17 | 74-95-3 | |
| 1,2-Dichlorobenzene | **0.50U** | ug/L | 1.0 | 0.50 | 1 | | 11/28/11 03:17 | 95-50-1 | |
| 1,4-Dichlorobenzene | **0.50U** | ug/L | 1.0 | 0.50 | 1 | | 11/28/11 03:17 | 106-46-7 | |
| trans-1,4-Dichloro-2-butene | **5.0U** | ug/L | 10.0 | 5.0 | 1 | | 11/28/11 03:17 | 110-57-6 | |
| 1,1-Dichloroethane | **0.50U** | ug/L | 1.0 | 0.50 | 1 | | 11/28/11 03:17 | 75-34-3 | |
| 1,2-Dichloroethane | **0.50U** | ug/L | 1.0 | 0.50 | 1 | | 11/28/11 03:17 | 107-06-2 | |
| 1,1-Dichloroethene | **0.50U** | ug/L | 1.0 | 0.50 | 1 | | 11/28/11 03:17 | 75-35-4 | |
| cis-1,2-Dichloroethene | **0.50U** | ug/L | 1.0 | 0.50 | 1 | | 11/28/11 03:17 | 156-59-2 | |
| trans-1,2-Dichloroethene | **0.50U** | ug/L | 1.0 | 0.50 | 1 | | 11/28/11 03:17 | 156-60-5 | |
| 1,2-Dichloropropane | **0.50U** | ug/L | 1.0 | 0.50 | 1 | | 11/28/11 03:17 | 78-87-5 | |
| cis-1,3-Dichloropropene | **0.25U** | ug/L | 0.50 | 0.25 | 1 | | 11/28/11 03:17 | 10061-01-5 | |
| trans-1,3-Dichloropropene | **0.25U** | ug/L | 0.50 | 0.25 | 1 | | 11/28/11 03:17 | 10061-02-6 | |
| Ethylbenzene | **0.50U** | ug/L | 1.0 | 0.50 | 1 | | 11/28/11 03:17 | 100-41-4 | |
| 2-Hexanone | **5.0U** | ug/L | 10.0 | 5.0 | 1 | | 11/28/11 03:17 | 591-78-6 | |
| Iodomethane | **0.50U** | ug/L | 1.0 | 0.50 | 1 | | 11/28/11 03:17 | 74-88-4 | |
| Methylene Chloride | **2.5U** | ug/L | 5.0 | 2.5 | 1 | | 11/28/11 03:17 | 75-09-2 | |
| 4-Methyl-2-pentanone (MIBK) | **5.0U** | ug/L | 10.0 | 5.0 | 1 | | 11/28/11 03:17 | 108-10-1 | |
| Styrene | **0.50U** | ug/L | 1.0 | 0.50 | 1 | | 11/28/11 03:17 | 100-42-5 | |
| 1,1,1,2-Tetrachloroethane | **0.50U** | ug/L | 1.0 | 0.50 | 1 | | 11/28/11 03:17 | 630-20-6 | |
| 1,1,2,2-Tetrachloroethane | **0.12U** | ug/L | 0.50 | 0.12 | 1 | | 11/28/11 03:17 | 79-34-5 | |
| Tetrachloroethene | **0.50U** | ug/L | 1.0 | 0.50 | 1 | | 11/28/11 03:17 | 127-18-4 | |
| Toluene | **0.50U** | ug/L | 1.0 | 0.50 | 1 | | 11/28/11 03:17 | 108-88-3 | |
| 1,1,1-Trichloroethane | **0.50U** | ug/L | 1.0 | 0.50 | 1 | | 11/28/11 03:17 | 71-55-6 | |
| 1,1,2-Trichloroethane | **0.50U** | ug/L | 1.0 | 0.50 | 1 | | 11/28/11 03:17 | 79-00-5 | |
| Trichloroethene | **0.50U** | ug/L | 1.0 | 0.50 | 1 | | 11/28/11 03:17 | 79-01-6 | |
| Trichlorofluoromethane | **0.50U** | ug/L | 1.0 | 0.50 | 1 | | 11/28/11 03:17 | 75-69-4 | |
| 1,2,3-Trichloropropane | **0.36U** | ug/L | 0.50 | 0.36 | 1 | | 11/28/11 03:17 | 96-18-4 | |
| Vinyl acetate | **1.0U** | ug/L | 2.0 | 1.0 | 1 | | 11/28/11 03:17 | 108-05-4 | |
| Vinyl chloride | **0.50U** | ug/L | 1.0 | 0.50 | 1 | | 11/28/11 03:17 | 75-01-4 | |
| Xylene (Total) | **1.4** | ug/L | 1.0 | 0.50 | 1 | | 11/28/11 03:17 | 1330-20-7 | |
| ***Surrogates*** | | | | | | | | | |
| 4-Bromofluorobenzene (S) | 107 | % | 70-114 | | 1 | | 11/28/11 03:17 | 460-00-4 | |
| Dibromofluoromethane (S) | 101 | % | 88-117 | | 1 | | 11/28/11 03:17 | 1868-53-7 | |
| 1,2-Dichloroethane-d4 (S) | 99 | % | 86-125 | | 1 | | 11/28/11 03:17 | 17060-07-0 | |
| Toluene-d8 (S) | 100 | % | 87-113 | | 1 | | 11/28/11 03:17 | 2037-26-5 | |

**Pace Analytical Services, Inc.**
8 East Tower Circle
Ormond Beach, FL 32174
(386)672-5668

# ANALYTICAL RESULTS

Project: Tomoka LF Semi-Annual
Pace Project No.: 3543458

**Sample: B62-2R** **Lab ID: 3543458002** Collected: 11/17/11 10:23 Received: 11/17/11 16:48 Matrix: Water

| Parameters | Results | Units | PQL | MDL | DF | Prepared | Analyzed | CAS No. | Qual |
|---|---|---|---|---|---|---|---|---|---|
| **2540C Total Dissolved Solids** | Analytical Method: SM 2540C | | | | | | | | |
| Total Dissolved Solids | **830** | mg/L | 10.0 | 10.0 | 1 | | 11/21/11 09:56 | | |
| **300.0 IC Anions** | Analytical Method: EPA 300.0 | | | | | | | | |
| Nitrate as N | **0.025U** | mg/L | 0.050 | 0.025 | 1 | | 11/18/11 13:32 | 14797-55-8 | |
| **300.0 IC Anions 28 Days** | Analytical Method: EPA 300.0 | | | | | | | | |
| Chloride | **39.6** | mg/L | 5.0 | 2.5 | 1 | | 11/18/11 13:32 | 16887-00-6 | |
| Sulfate | **108** | mg/L | 10.0 | 5.0 | 2 | | 11/23/11 03:59 | 14808-79-8 | |
| **350.1 Ammonia** | Analytical Method: EPA 350.1 | | | | | | | | |
| Nitrogen, Ammonia | **20.4** | mg/L | 0.10 | 0.040 | 2 | | 11/22/11 12:47 | 7664-41-7 | |

**Pace Analytical Services, Inc.**
8 East Tower Circle
Ormond Beach, FL 32174
(386)672-5668

# ANALYTICAL RESULTS

Project: Tomoka LF Semi-Annual
Pace Project No.: 3543458

**Sample: B66** **Lab ID: 3543458003** Collected: 11/17/11 11:02 Received: 11/17/11 16:48 Matrix: Water

| Parameters | Results | Units | PQL | MDL | DF | Prepared | Analyzed | CAS No. | Qual |
|---|---|---|---|---|---|---|---|---|---|
| **Field Data** | Analytical Method: | | | | | | | | |
| Field pH | **6.84** | Std. Units | | | 1 | | 11/17/11 11:02 | | |
| Field Temperature | **23.61** | deg C | | | 1 | | 11/17/11 11:02 | | |
| Appearance | **Color: Yellow, Sheen: None** | | | | 1 | | 11/17/11 11:02 | | |
| Field Specific Conductance | **455** | umhos/cm | | | 1 | | 11/17/11 11:02 | | |
| Oxygen, Dissolved | **0.90** | mg/L | | | 1 | | 11/17/11 11:02 | 7782-44-7 | |
| REDOX | **36.6** | mV | | | 1 | | 11/17/11 11:02 | | |
| Turbidity | **0.41** | NTU | | | 1 | | 11/17/11 11:02 | | |
| Depth to Water | **6.48** | feet | | | 1 | | 11/17/11 11:02 | | |
| Water Level(NGVD) | **24.79** | feet | | | 1 | | 11/17/11 11:02 | | |
| **8011 GCS EDB and DBCP** | Analytical Method: EPA 8011 | Preparation Method: EPA 8011 | | | | | | | |
| 1,2-Dibromo-3-chloropropane | **0.0050U** | ug/L | 0.020 | 0.0050 | 1 | 11/23/11 10:30 | 11/28/11 09:30 | 96-12-8 | |
| 1,2-Dibromoethane (EDB) | **0.0063U** | ug/L | 0.010 | 0.0063 | 1 | 11/23/11 10:30 | 11/28/11 09:30 | 106-93-4 | |
| **6010 MET ICP** | Analytical Method: EPA 6010 | Preparation Method: EPA 3010 | | | | | | | |
| Arsenic | **5.0U** | ug/L | 10.0 | 5.0 | 1 | 11/18/11 10:42 | 11/18/11 22:02 | 7440-38-2 | |
| Barium | **25.8** | ug/L | 10.0 | 5.0 | 1 | 11/18/11 10:42 | 11/18/11 22:02 | 7440-39-3 | |
| Beryllium | **0.50U** | ug/L | 1.0 | 0.50 | 1 | 11/18/11 10:42 | 11/18/11 22:02 | 7440-41-7 | |
| Cadmium | **0.50U** | ug/L | 1.0 | 0.50 | 1 | 11/18/11 10:42 | 11/18/11 22:02 | 7440-43-9 | |
| Chromium | **2.5U** | ug/L | 5.0 | 2.5 | 1 | 11/18/11 10:42 | 11/18/11 22:02 | 7440-47-3 | |
| Cobalt | **5.0U** | ug/L | 10.0 | 5.0 | 1 | 11/18/11 10:42 | 11/18/11 22:02 | 7440-48-4 | |
| Copper | **2.5U** | ug/L | 5.0 | 2.5 | 1 | 11/18/11 10:42 | 11/18/11 22:02 | 7440-50-8 | |
| Iron | **88.2** | ug/L | 40.0 | 20.0 | 1 | 11/18/11 10:42 | 11/18/11 22:02 | 7439-89-6 | |
| Lead | **5.0U** | ug/L | 10.0 | 5.0 | 1 | 11/18/11 10:42 | 11/18/11 22:02 | 7439-92-1 | |
| Nickel | **2.5U** | ug/L | 5.0 | 2.5 | 1 | 11/18/11 10:42 | 11/18/11 22:02 | 7440-02-0 | |
| Selenium | **7.5U** | ug/L | 15.0 | 7.5 | 1 | 11/18/11 10:42 | 11/18/11 22:02 | 7782-49-2 | |
| Silver | **2.5U** | ug/L | 5.0 | 2.5 | 1 | 11/18/11 10:42 | 11/18/11 22:02 | 7440-22-4 | |
| Sodium | **18.0** | mg/L | 1.0 | 0.50 | 1 | 11/18/11 10:42 | 11/18/11 22:02 | 7440-23-5 | |
| Vanadium | **5.6 I** | ug/L | 10.0 | 5.0 | 1 | 11/18/11 10:42 | 11/18/11 22:02 | 7440-62-2 | |
| Zinc | **10.0U** | ug/L | 20.0 | 10.0 | 1 | 11/18/11 10:42 | 11/18/11 22:02 | 7440-66-6 | |
| **6020 MET ICPMS** | Analytical Method: EPA 6020 | Preparation Method: EPA 3010 | | | | | | | |
| Antimony | **0.67 I** | ug/L | 1.0 | 0.50 | 1 | 11/18/11 10:42 | 11/21/11 14:41 | 7440-36-0 | |
| Thallium | **0.50U** | ug/L | 1.0 | 0.50 | 1 | 11/18/11 10:42 | 11/21/11 14:41 | 7440-28-0 | |
| **7470 Mercury** | Analytical Method: EPA 7470 | Preparation Method: EPA 7470 | | | | | | | |
| Mercury | **0.10U** | ug/L | 0.20 | 0.10 | 1 | 11/18/11 04:00 | 11/18/11 13:01 | 7439-97-6 | |
| **8260 MSV** | Analytical Method: EPA 8260 | | | | | | | | |
| Acetone | **5.0U** | ug/L | 10.0 | 5.0 | 1 | | 11/28/11 03:42 | 67-64-1 | |
| Acrylonitrile | **5.0U** | ug/L | 10.0 | 5.0 | 1 | | 11/28/11 03:42 | 107-13-1 | |
| Benzene | **0.50U** | ug/L | 1.0 | 0.50 | 1 | | 11/28/11 03:42 | 71-43-2 | |
| Bromochloromethane | **0.50U** | ug/L | 1.0 | 0.50 | 1 | | 11/28/11 03:42 | 74-97-5 | |

**Pace Analytical Services, Inc.**
8 East Tower Circle
Ormond Beach, FL 32174
(386)672-5668

# ANALYTICAL RESULTS

Project: Tomoka LF Semi-Annual
Pace Project No.: 3543458

**Sample: B66** **Lab ID: 3543458003** Collected: 11/17/11 11:02 Received: 11/17/11 16:48 Matrix: Water

| Parameters | Results | Units | PQL | MDL | DF | Prepared | Analyzed | CAS No. | Qual |
|---|---|---|---|---|---|---|---|---|---|
| **8260 MSV** | Analytical Method: EPA 8260 | | | | | | | | |
| Bromodichloromethane | **0.27U** | ug/L | 0.60 | 0.27 | 1 | | 11/28/11 03:42 | 75-27-4 | |
| Bromoform | **0.50U** | ug/L | 1.0 | 0.50 | 1 | | 11/28/11 03:42 | 75-25-2 | |
| Bromomethane | **0.50U** | ug/L | 1.0 | 0.50 | 1 | | 11/28/11 03:42 | 74-83-9 | |
| 2-Butanone (MEK) | **5.0U** | ug/L | 10.0 | 5.0 | 1 | | 11/28/11 03:42 | 78-93-3 | |
| Carbon disulfide | **5.0U** | ug/L | 10.0 | 5.0 | 1 | | 11/28/11 03:42 | 75-15-0 | |
| Carbon tetrachloride | **0.50U** | ug/L | 1.0 | 0.50 | 1 | | 11/28/11 03:42 | 56-23-5 | |
| Chlorobenzene | **0.50U** | ug/L | 1.0 | 0.50 | 1 | | 11/28/11 03:42 | 108-90-7 | |
| Chloroethane | **0.50U** | ug/L | 1.0 | 0.50 | 1 | | 11/28/11 03:42 | 75-00-3 | |
| Chloroform | **0.50U** | ug/L | 1.0 | 0.50 | 1 | | 11/28/11 03:42 | 67-66-3 | |
| Chloromethane | **0.62U** | ug/L | 1.0 | 0.62 | 1 | | 11/28/11 03:42 | 74-87-3 | |
| Dibromochloromethane | **0.26U** | ug/L | 0.50 | 0.26 | 1 | | 11/28/11 03:42 | 124-48-1 | |
| Dibromomethane | **0.50U** | ug/L | 1.0 | 0.50 | 1 | | 11/28/11 03:42 | 74-95-3 | |
| 1,2-Dichlorobenzene | **0.50U** | ug/L | 1.0 | 0.50 | 1 | | 11/28/11 03:42 | 95-50-1 | |
| 1,4-Dichlorobenzene | **0.50U** | ug/L | 1.0 | 0.50 | 1 | | 11/28/11 03:42 | 106-46-7 | |
| trans-1,4-Dichloro-2-butene | **5.0U** | ug/L | 10.0 | 5.0 | 1 | | 11/28/11 03:42 | 110-57-6 | |
| 1,1-Dichloroethane | **0.50U** | ug/L | 1.0 | 0.50 | 1 | | 11/28/11 03:42 | 75-34-3 | |
| 1,2-Dichloroethane | **0.50U** | ug/L | 1.0 | 0.50 | 1 | | 11/28/11 03:42 | 107-06-2 | |
| 1,1-Dichloroethene | **0.50U** | ug/L | 1.0 | 0.50 | 1 | | 11/28/11 03:42 | 75-35-4 | |
| cis-1,2-Dichloroethene | **0.50U** | ug/L | 1.0 | 0.50 | 1 | | 11/28/11 03:42 | 156-59-2 | |
| trans-1,2-Dichloroethene | **0.50U** | ug/L | 1.0 | 0.50 | 1 | | 11/28/11 03:42 | 156-60-5 | |
| 1,2-Dichloropropane | **0.50U** | ug/L | 1.0 | 0.50 | 1 | | 11/28/11 03:42 | 78-87-5 | |
| cis-1,3-Dichloropropene | **0.25U** | ug/L | 0.50 | 0.25 | 1 | | 11/28/11 03:42 | 10061-01-5 | |
| trans-1,3-Dichloropropene | **0.25U** | ug/L | 0.50 | 0.25 | 1 | | 11/28/11 03:42 | 10061-02-6 | |
| Ethylbenzene | **0.50U** | ug/L | 1.0 | 0.50 | 1 | | 11/28/11 03:42 | 100-41-4 | |
| 2-Hexanone | **5.0U** | ug/L | 10.0 | 5.0 | 1 | | 11/28/11 03:42 | 591-78-6 | |
| Iodomethane | **0.50U** | ug/L | 1.0 | 0.50 | 1 | | 11/28/11 03:42 | 74-88-4 | |
| Methylene Chloride | **2.5U** | ug/L | 5.0 | 2.5 | 1 | | 11/28/11 03:42 | 75-09-2 | |
| 4-Methyl-2-pentanone (MIBK) | **5.0U** | ug/L | 10.0 | 5.0 | 1 | | 11/28/11 03:42 | 108-10-1 | |
| Styrene | **0.50U** | ug/L | 1.0 | 0.50 | 1 | | 11/28/11 03:42 | 100-42-5 | |
| 1,1,1,2-Tetrachloroethane | **0.50U** | ug/L | 1.0 | 0.50 | 1 | | 11/28/11 03:42 | 630-20-6 | |
| 1,1,2,2-Tetrachloroethane | **0.12U** | ug/L | 0.50 | 0.12 | 1 | | 11/28/11 03:42 | 79-34-5 | |
| Tetrachloroethene | **0.50U** | ug/L | 1.0 | 0.50 | 1 | | 11/28/11 03:42 | 127-18-4 | |
| Toluene | **0.50U** | ug/L | 1.0 | 0.50 | 1 | | 11/28/11 03:42 | 108-88-3 | |
| 1,1,1-Trichloroethane | **0.50U** | ug/L | 1.0 | 0.50 | 1 | | 11/28/11 03:42 | 71-55-6 | |
| 1,1,2-Trichloroethane | **0.50U** | ug/L | 1.0 | 0.50 | 1 | | 11/28/11 03:42 | 79-00-5 | |
| Trichloroethene | **0.50U** | ug/L | 1.0 | 0.50 | 1 | | 11/28/11 03:42 | 79-01-6 | |
| Trichlorofluoromethane | **0.50U** | ug/L | 1.0 | 0.50 | 1 | | 11/28/11 03:42 | 75-69-4 | |
| 1,2,3-Trichloropropane | **0.36U** | ug/L | 0.50 | 0.36 | 1 | | 11/28/11 03:42 | 96-18-4 | |
| Vinyl acetate | **1.0U** | ug/L | 2.0 | 1.0 | 1 | | 11/28/11 03:42 | 108-05-4 | |
| Vinyl chloride | **0.50U** | ug/L | 1.0 | 0.50 | 1 | | 11/28/11 03:42 | 75-01-4 | |
| Xylene (Total) | **0.75 I** | ug/L | 1.0 | 0.50 | 1 | | 11/28/11 03:42 | 1330-20-7 | |
| ***Surrogates*** | | | | | | | | | |
| 4-Bromofluorobenzene (S) | 109 | % | 70-114 | | 1 | | 11/28/11 03:42 | 460-00-4 | |
| Dibromofluoromethane (S) | 101 | % | 88-117 | | 1 | | 11/28/11 03:42 | 1868-53-7 | |
| 1,2-Dichloroethane-d4 (S) | 98 | % | 86-125 | | 1 | | 11/28/11 03:42 | 17060-07-0 | |
| Toluene-d8 (S) | 100 | % | 87-113 | | 1 | | 11/28/11 03:42 | 2037-26-5 | |

**Pace Analytical Services, Inc.**
8 East Tower Circle
Ormond Beach, FL 32174
(386)672-5668

# ANALYTICAL RESULTS

Project: Tomoka LF Semi-Annual
Pace Project No.: 3543458

**Sample: B66** **Lab ID: 3543458003** Collected: 11/17/11 11:02 Received: 11/17/11 16:48 Matrix: Water

| Parameters | Results | Units | PQL | MDL | DF | Prepared | Analyzed | CAS No. | Qual |
|---|---|---|---|---|---|---|---|---|---|
| **2540C Total Dissolved Solids** | Analytical Method: SM 2540C | | | | | | | | |
| Total Dissolved Solids | **264** | mg/L | 5.0 | 5.0 | 1 | | 11/21/11 10:00 | | |
| **300.0 IC Anions** | Analytical Method: EPA 300.0 | | | | | | | | |
| Nitrate as N | **0.32** | mg/L | 0.050 | 0.025 | 1 | | 11/18/11 20:01 | 14797-55-8 | |
| **300.0 IC Anions 28 Days** | Analytical Method: EPA 300.0 | | | | | | | | |
| Chloride | **17.9** | mg/L | 5.0 | 2.5 | 1 | | 11/18/11 20:01 | 16887-00-6 | |
| Sulfate | **25.0** | mg/L | 5.0 | 2.5 | 1 | | 11/18/11 20:01 | 14808-79-8 | |
| **350.1 Ammonia** | Analytical Method: EPA 350.1 | | | | | | | | |
| Nitrogen, Ammonia | **0.020U** | mg/L | 0.050 | 0.020 | 1 | | 11/22/11 12:02 | 7664-41-7 | |

**Pace Analytical Services, Inc.**
8 East Tower Circle
Ormond Beach, FL 32174
(386)672-5668

# ANALYTICAL RESULTS

Project: Tomoka LF Semi-Annual
Pace Project No.: 3543458

**Sample: B43-2** **Lab ID: 3543458004** Collected: 11/17/11 11:43 Received: 11/17/11 16:48 Matrix: Water

| Parameters | Results | Units | PQL | MDL | DF | Prepared | Analyzed | CAS No. | Qual |
|---|---|---|---|---|---|---|---|---|---|
| **Field Data** | Analytical Method: | | | | | | | | |
| Field pH | **6.42** | Std. Units | | | 1 | | 11/17/11 11:43 | | |
| Field Temperature | **23.31** | deg C | | | 1 | | 11/17/11 11:43 | | |
| Appearance | **Color: None, Sheen: None** | | | | 1 | | 11/17/11 11:43 | | |
| Field Specific Conductance | **420** | umhos/cm | | | 1 | | 11/17/11 11:43 | | |
| Oxygen, Dissolved | **0.31** | mg/L | | | 1 | | 11/17/11 11:43 | 7782-44-7 | |
| REDOX | **24.8** | mV | | | 1 | | 11/17/11 11:43 | | |
| Turbidity | **3.64** | NTU | | | 1 | | 11/17/11 11:43 | | |
| Depth to Water | **6.01** | feet | | | 1 | | 11/17/11 11:43 | | |
| Water Level(NGVD) | **22.20** | feet | | | 1 | | 11/17/11 11:43 | | |
| **8011 GCS EDB and DBCP** | Analytical Method: EPA 8011 | Preparation Method: EPA 8011 | | | | | | | |
| 1,2-Dibromo-3-chloropropane | **0.0049U** | ug/L | 0.020 | 0.0049 | 1 | 11/23/11 10:30 | 11/28/11 09:45 | 96-12-8 | |
| 1,2-Dibromoethane (EDB) | **0.0062U** | ug/L | 0.010 | 0.0062 | 1 | 11/23/11 10:30 | 11/28/11 09:45 | 106-93-4 | |
| **6010 MET ICP** | Analytical Method: EPA 6010 | Preparation Method: EPA 3010 | | | | | | | |
| Arsenic | **5.0U** | ug/L | 10.0 | 5.0 | 1 | 11/18/11 10:42 | 11/18/11 22:06 | 7440-38-2 | |
| Barium | **18.4** | ug/L | 10.0 | 5.0 | 1 | 11/18/11 10:42 | 11/18/11 22:06 | 7440-39-3 | |
| Beryllium | **0.50U** | ug/L | 1.0 | 0.50 | 1 | 11/18/11 10:42 | 11/18/11 22:06 | 7440-41-7 | |
| Cadmium | **0.50U** | ug/L | 1.0 | 0.50 | 1 | 11/18/11 10:42 | 11/18/11 22:06 | 7440-43-9 | |
| Chromium | **2.5U** | ug/L | 5.0 | 2.5 | 1 | 11/18/11 10:42 | 11/18/11 22:06 | 7440-47-3 | |
| Cobalt | **5.0U** | ug/L | 10.0 | 5.0 | 1 | 11/18/11 10:42 | 11/18/11 22:06 | 7440-48-4 | |
| Copper | **2.5U** | ug/L | 5.0 | 2.5 | 1 | 11/18/11 10:42 | 11/18/11 22:06 | 7440-50-8 | |
| Iron | **784** | ug/L | 40.0 | 20.0 | 1 | 11/18/11 10:42 | 11/18/11 22:06 | 7439-89-6 | |
| Lead | **5.0U** | ug/L | 10.0 | 5.0 | 1 | 11/18/11 10:42 | 11/18/11 22:06 | 7439-92-1 | |
| Nickel | **2.5U** | ug/L | 5.0 | 2.5 | 1 | 11/18/11 10:42 | 11/18/11 22:06 | 7440-02-0 | |
| Selenium | **7.5U** | ug/L | 15.0 | 7.5 | 1 | 11/18/11 10:42 | 11/18/11 22:06 | 7782-49-2 | |
| Silver | **2.5U** | ug/L | 5.0 | 2.5 | 1 | 11/18/11 10:42 | 11/18/11 22:06 | 7440-22-4 | |
| Sodium | **22.5** | mg/L | 1.0 | 0.50 | 1 | 11/18/11 10:42 | 11/18/11 22:06 | 7440-23-5 | |
| Vanadium | **5.0U** | ug/L | 10.0 | 5.0 | 1 | 11/18/11 10:42 | 11/18/11 22:06 | 7440-62-2 | |
| Zinc | **10.0U** | ug/L | 20.0 | 10.0 | 1 | 11/18/11 10:42 | 11/18/11 22:06 | 7440-66-6 | |
| **6020 MET ICPMS** | Analytical Method: EPA 6020 | Preparation Method: EPA 3010 | | | | | | | |
| Antimony | **0.50U** | ug/L | 1.0 | 0.50 | 1 | 11/18/11 10:42 | 11/21/11 14:43 | 7440-36-0 | |
| Thallium | **0.50U** | ug/L | 1.0 | 0.50 | 1 | 11/18/11 10:42 | 11/21/11 14:43 | 7440-28-0 | |
| **7470 Mercury** | Analytical Method: EPA 7470 | Preparation Method: EPA 7470 | | | | | | | |
| Mercury | **0.10U** | ug/L | 0.20 | 0.10 | 1 | 11/18/11 04:00 | 11/18/11 13:04 | 7439-97-6 | |
| **8260 MSV** | Analytical Method: EPA 8260 | | | | | | | | |
| Acetone | **5.0U** | ug/L | 10.0 | 5.0 | 1 | | 11/28/11 04:06 | 67-64-1 | |
| Acrylonitrile | **5.0U** | ug/L | 10.0 | 5.0 | 1 | | 11/28/11 04:06 | 107-13-1 | |
| Benzene | **0.50U** | ug/L | 1.0 | 0.50 | 1 | | 11/28/11 04:06 | 71-43-2 | |
| Bromochloromethane | **0.50U** | ug/L | 1.0 | 0.50 | 1 | | 11/28/11 04:06 | 74-97-5 | |

**Pace Analytical Services, Inc.**
8 East Tower Circle
Ormond Beach, FL 32174
(386)672-5668

# ANALYTICAL RESULTS

Project: Tomoka LF Semi-Annual
Pace Project No.: 3543458

**Sample: B43-2** **Lab ID: 3543458004** Collected: 11/17/11 11:43 Received: 11/17/11 16:48 Matrix: Water

| Parameters | Results | Units | PQL | MDL | DF | Prepared | Analyzed | CAS No. | Qual |
|---|---|---|---|---|---|---|---|---|---|
| **8260 MSV** | Analytical Method: EPA 8260 | | | | | | | | |
| Bromodichloromethane | **0.27U** | ug/L | 0.60 | 0.27 | 1 | | 11/28/11 04:06 | 75-27-4 | |
| Bromoform | **0.50U** | ug/L | 1.0 | 0.50 | 1 | | 11/28/11 04:06 | 75-25-2 | |
| Bromomethane | **0.50U** | ug/L | 1.0 | 0.50 | 1 | | 11/28/11 04:06 | 74-83-9 | |
| 2-Butanone (MEK) | **5.0U** | ug/L | 10.0 | 5.0 | 1 | | 11/28/11 04:06 | 78-93-3 | |
| Carbon disulfide | **5.0U** | ug/L | 10.0 | 5.0 | 1 | | 11/28/11 04:06 | 75-15-0 | |
| Carbon tetrachloride | **0.50U** | ug/L | 1.0 | 0.50 | 1 | | 11/28/11 04:06 | 56-23-5 | |
| Chlorobenzene | **0.50U** | ug/L | 1.0 | 0.50 | 1 | | 11/28/11 04:06 | 108-90-7 | |
| Chloroethane | **0.50U** | ug/L | 1.0 | 0.50 | 1 | | 11/28/11 04:06 | 75-00-3 | |
| Chloroform | **0.50U** | ug/L | 1.0 | 0.50 | 1 | | 11/28/11 04:06 | 67-66-3 | |
| Chloromethane | **0.62U** | ug/L | 1.0 | 0.62 | 1 | | 11/28/11 04:06 | 74-87-3 | |
| Dibromochloromethane | **0.26U** | ug/L | 0.50 | 0.26 | 1 | | 11/28/11 04:06 | 124-48-1 | |
| Dibromomethane | **0.50U** | ug/L | 1.0 | 0.50 | 1 | | 11/28/11 04:06 | 74-95-3 | |
| 1,2-Dichlorobenzene | **0.50U** | ug/L | 1.0 | 0.50 | 1 | | 11/28/11 04:06 | 95-50-1 | |
| 1,4-Dichlorobenzene | **0.50U** | ug/L | 1.0 | 0.50 | 1 | | 11/28/11 04:06 | 106-46-7 | |
| trans-1,4-Dichloro-2-butene | **5.0U** | ug/L | 10.0 | 5.0 | 1 | | 11/28/11 04:06 | 110-57-6 | |
| 1,1-Dichloroethane | **0.50U** | ug/L | 1.0 | 0.50 | 1 | | 11/28/11 04:06 | 75-34-3 | |
| 1,2-Dichloroethane | **0.50U** | ug/L | 1.0 | 0.50 | 1 | | 11/28/11 04:06 | 107-06-2 | |
| 1,1-Dichloroethene | **0.50U** | ug/L | 1.0 | 0.50 | 1 | | 11/28/11 04:06 | 75-35-4 | |
| cis-1,2-Dichloroethene | **0.50U** | ug/L | 1.0 | 0.50 | 1 | | 11/28/11 04:06 | 156-59-2 | |
| trans-1,2-Dichloroethene | **0.50U** | ug/L | 1.0 | 0.50 | 1 | | 11/28/11 04:06 | 156-60-5 | |
| 1,2-Dichloropropane | **0.50U** | ug/L | 1.0 | 0.50 | 1 | | 11/28/11 04:06 | 78-87-5 | |
| cis-1,3-Dichloropropene | **0.25U** | ug/L | 0.50 | 0.25 | 1 | | 11/28/11 04:06 | 10061-01-5 | |
| trans-1,3-Dichloropropene | **0.25U** | ug/L | 0.50 | 0.25 | 1 | | 11/28/11 04:06 | 10061-02-6 | |
| Ethylbenzene | **0.50U** | ug/L | 1.0 | 0.50 | 1 | | 11/28/11 04:06 | 100-41-4 | |
| 2-Hexanone | **5.0U** | ug/L | 10.0 | 5.0 | 1 | | 11/28/11 04:06 | 591-78-6 | |
| Iodomethane | **0.50U** | ug/L | 1.0 | 0.50 | 1 | | 11/28/11 04:06 | 74-88-4 | |
| Methylene Chloride | **2.5U** | ug/L | 5.0 | 2.5 | 1 | | 11/28/11 04:06 | 75-09-2 | |
| 4-Methyl-2-pentanone (MIBK) | **5.0U** | ug/L | 10.0 | 5.0 | 1 | | 11/28/11 04:06 | 108-10-1 | |
| Styrene | **0.50U** | ug/L | 1.0 | 0.50 | 1 | | 11/28/11 04:06 | 100-42-5 | |
| 1,1,1,2-Tetrachloroethane | **0.50U** | ug/L | 1.0 | 0.50 | 1 | | 11/28/11 04:06 | 630-20-6 | |
| 1,1,2,2-Tetrachloroethane | **0.12U** | ug/L | 0.50 | 0.12 | 1 | | 11/28/11 04:06 | 79-34-5 | |
| Tetrachloroethene | **0.50U** | ug/L | 1.0 | 0.50 | 1 | | 11/28/11 04:06 | 127-18-4 | |
| Toluene | **0.50U** | ug/L | 1.0 | 0.50 | 1 | | 11/28/11 04:06 | 108-88-3 | |
| 1,1,1-Trichloroethane | **0.50U** | ug/L | 1.0 | 0.50 | 1 | | 11/28/11 04:06 | 71-55-6 | |
| 1,1,2-Trichloroethane | **0.50U** | ug/L | 1.0 | 0.50 | 1 | | 11/28/11 04:06 | 79-00-5 | |
| Trichloroethene | **0.50U** | ug/L | 1.0 | 0.50 | 1 | | 11/28/11 04:06 | 79-01-6 | |
| Trichlorofluoromethane | **0.50U** | ug/L | 1.0 | 0.50 | 1 | | 11/28/11 04:06 | 75-69-4 | |
| 1,2,3-Trichloropropane | **0.36U** | ug/L | 0.50 | 0.36 | 1 | | 11/28/11 04:06 | 96-18-4 | |
| Vinyl acetate | **1.0U** | ug/L | 2.0 | 1.0 | 1 | | 11/28/11 04:06 | 108-05-4 | |
| Vinyl chloride | **0.50U** | ug/L | 1.0 | 0.50 | 1 | | 11/28/11 04:06 | 75-01-4 | |
| Xylene (Total) | **0.73 I** | ug/L | 1.0 | 0.50 | 1 | | 11/28/11 04:06 | 1330-20-7 | |
| ***Surrogates*** | | | | | | | | | |
| 4-Bromofluorobenzene (S) | 106 | % | 70-114 | | 1 | | 11/28/11 04:06 | 460-00-4 | |
| Dibromofluoromethane (S) | 102 | % | 88-117 | | 1 | | 11/28/11 04:06 | 1868-53-7 | |
| 1,2-Dichloroethane-d4 (S) | 98 | % | 86-125 | | 1 | | 11/28/11 04:06 | 17060-07-0 | |
| Toluene-d8 (S) | 101 | % | 87-113 | | 1 | | 11/28/11 04:06 | 2037-26-5 | |

**Pace Analytical Services, Inc.**
8 East Tower Circle
Ormond Beach, FL 32174
(386)672-5668

# ANALYTICAL RESULTS

Project: Tomoka LF Semi-Annual
Pace Project No.: 3543458

**Sample: B43-2** **Lab ID: 3543458004** Collected: 11/17/11 11:43 Received: 11/17/11 16:48 Matrix: Water

| Parameters | Results | Units | PQL | MDL | DF | Prepared | Analyzed | CAS No. | Qual |
|---|---|---|---|---|---|---|---|---|---|
| **2540C Total Dissolved Solids** | Analytical Method: SM 2540C | | | | | | | | |
| Total Dissolved Solids | **251** | mg/L | 5.0 | 5.0 | 1 | | 11/21/11 10:01 | | |
| **300.0 IC Anions** | Analytical Method: EPA 300.0 | | | | | | | | |
| Nitrate as N | **0.15** | mg/L | 0.050 | 0.025 | 1 | | 11/18/11 20:13 | 14797-55-8 | |
| **300.0 IC Anions 28 Days** | Analytical Method: EPA 300.0 | | | | | | | | |
| Chloride | **28.4** | mg/L | 5.0 | 2.5 | 1 | | 11/18/11 20:13 | 16887-00-6 | |
| Sulfate | **14.6** | mg/L | 5.0 | 2.5 | 1 | | 11/18/11 20:13 | 14808-79-8 | |
| **350.1 Ammonia** | Analytical Method: EPA 350.1 | | | | | | | | |
| Nitrogen, Ammonia | **0.036 I** | mg/L | 0.050 | 0.020 | 1 | | 11/22/11 12:03 | 7664-41-7 | |

**Pace Analytical Services, Inc.**
8 East Tower Circle
Ormond Beach, FL 32174
(386)672-5668

# ANALYTICAL RESULTS

Project: Tomoka LF Semi-Annual
Pace Project No.: 3543458

**Sample: B44** **Lab ID: 3543458005** Collected: 11/17/11 12:18 Received: 11/17/11 16:48 Matrix: Water

| Parameters | Results | Units | PQL | MDL | DF | Prepared | Analyzed | CAS No. | Qual |
|---|---|---|---|---|---|---|---|---|---|
| **Field Data** | Analytical Method: | | | | | | | | |
| Field pH | **5.27** | Std. Units | | | 1 | | 11/17/11 12:18 | | |
| Field Temperature | **22.84** | deg C | | | 1 | | 11/17/11 12:18 | | |
| Appearance | **Color: None, Sheen: None** | | | | 1 | | 11/17/11 12:18 | | |
| Field Specific Conductance | **380** | umhos/cm | | | 1 | | 11/17/11 12:18 | | |
| Oxygen, Dissolved | **0.21** | mg/L | | | 1 | | 11/17/11 12:18 | 7782-44-7 | |
| REDOX | **115.0** | mV | | | 1 | | 11/17/11 12:18 | | |
| Turbidity | **0.74** | NTU | | | 1 | | 11/17/11 12:18 | | |
| Depth to Water | **6.96** | feet | | | 1 | | 11/17/11 12:18 | | |
| Water Level(NGVD) | **23.06** | feet | | | 1 | | 11/17/11 12:18 | | |
| **8011 GCS EDB and DBCP** | Analytical Method: EPA 8011 | Preparation Method: EPA 8011 | | | | | | | |
| 1,2-Dibromo-3-chloropropane | **0.0049U** | ug/L | 0.020 | 0.0049 | 1 | 11/23/11 10:30 | 11/28/11 10:00 | 96-12-8 | |
| 1,2-Dibromoethane (EDB) | **0.0062U** | ug/L | 0.010 | 0.0062 | 1 | 11/23/11 10:30 | 11/28/11 10:00 | 106-93-4 | |
| **6010 MET ICP** | Analytical Method: EPA 6010 | Preparation Method: EPA 3010 | | | | | | | |
| Arsenic | **5.0U** | ug/L | 10.0 | 5.0 | 1 | 11/18/11 10:42 | 11/18/11 22:10 | 7440-38-2 | |
| Barium | **43.2** | ug/L | 10.0 | 5.0 | 1 | 11/18/11 10:42 | 11/18/11 22:10 | 7440-39-3 | |
| Beryllium | **0.50U** | ug/L | 1.0 | 0.50 | 1 | 11/18/11 10:42 | 11/18/11 22:10 | 7440-41-7 | |
| Cadmium | **0.50U** | ug/L | 1.0 | 0.50 | 1 | 11/18/11 10:42 | 11/18/11 22:10 | 7440-43-9 | |
| Chromium | **2.5U** | ug/L | 5.0 | 2.5 | 1 | 11/18/11 10:42 | 11/18/11 22:10 | 7440-47-3 | |
| Cobalt | **5.0U** | ug/L | 10.0 | 5.0 | 1 | 11/18/11 10:42 | 11/18/11 22:10 | 7440-48-4 | |
| Copper | **2.5U** | ug/L | 5.0 | 2.5 | 1 | 11/18/11 10:42 | 11/18/11 22:10 | 7440-50-8 | |
| Iron | **9570** | ug/L | 40.0 | 20.0 | 1 | 11/18/11 10:42 | 11/18/11 22:10 | 7439-89-6 | |
| Lead | **5.0U** | ug/L | 10.0 | 5.0 | 1 | 11/18/11 10:42 | 11/18/11 22:10 | 7439-92-1 | |
| Nickel | **2.5U** | ug/L | 5.0 | 2.5 | 1 | 11/18/11 10:42 | 11/18/11 22:10 | 7440-02-0 | |
| Selenium | **7.5U** | ug/L | 15.0 | 7.5 | 1 | 11/18/11 10:42 | 11/18/11 22:10 | 7782-49-2 | |
| Silver | **2.5U** | ug/L | 5.0 | 2.5 | 1 | 11/18/11 10:42 | 11/18/11 22:10 | 7440-22-4 | |
| Sodium | **30.0** | mg/L | 1.0 | 0.50 | 1 | 11/18/11 10:42 | 11/18/11 22:10 | 7440-23-5 | |
| Vanadium | **5.0U** | ug/L | 10.0 | 5.0 | 1 | 11/18/11 10:42 | 11/18/11 22:10 | 7440-62-2 | |
| Zinc | **10.0U** | ug/L | 20.0 | 10.0 | 1 | 11/18/11 10:42 | 11/18/11 22:10 | 7440-66-6 | |
| **6020 MET ICPMS** | Analytical Method: EPA 6020 | Preparation Method: EPA 3010 | | | | | | | |
| Antimony | **0.50U** | ug/L | 1.0 | 0.50 | 1 | 11/18/11 10:42 | 11/21/11 14:46 | 7440-36-0 | |
| Thallium | **0.50U** | ug/L | 1.0 | 0.50 | 1 | 11/18/11 10:42 | 11/21/11 14:46 | 7440-28-0 | |
| **7470 Mercury** | Analytical Method: EPA 7470 | Preparation Method: EPA 7470 | | | | | | | |
| Mercury | **0.13 I** | ug/L | 0.20 | 0.10 | 1 | 11/18/11 04:00 | 11/18/11 13:07 | 7439-97-6 | |
| **8260 MSV** | Analytical Method: EPA 8260 | | | | | | | | |
| Acetone | **5.0U** | ug/L | 10.0 | 5.0 | 1 | | 11/28/11 12:50 | 67-64-1 | J(M1) |
| Acrylonitrile | **5.0U** | ug/L | 10.0 | 5.0 | 1 | | 11/28/11 12:50 | 107-13-1 | |
| Benzene | **0.50U** | ug/L | 1.0 | 0.50 | 1 | | 11/28/11 12:50 | 71-43-2 | |
| Bromochloromethane | **0.50U** | ug/L | 1.0 | 0.50 | 1 | | 11/28/11 12:50 | 74-97-5 | |

**Pace Analytical Services, Inc.**
8 East Tower Circle
Ormond Beach, FL 32174
(386)672-5668

# ANALYTICAL RESULTS

Project: Tomoka LF Semi-Annual
Pace Project No.: 3543458

**Sample: B44** **Lab ID: 3543458005** Collected: 11/17/11 12:18 Received: 11/17/11 16:48 Matrix: Water

| Parameters | Results | Units | PQL | MDL | DF | Prepared | Analyzed | CAS No. | Qual |
|---|---|---|---|---|---|---|---|---|---|
| **8260 MSV** | Analytical Method: EPA 8260 | | | | | | | | |
| Bromodichloromethane | **0.27U** | ug/L | 0.60 | 0.27 | 1 | | 11/28/11 12:50 | 75-27-4 | |
| Bromoform | **0.50U** | ug/L | 1.0 | 0.50 | 1 | | 11/28/11 12:50 | 75-25-2 | |
| Bromomethane | **0.50U** | ug/L | 1.0 | 0.50 | 1 | | 11/28/11 12:50 | 74-83-9 | |
| 2-Butanone (MEK) | **5.0U** | ug/L | 10.0 | 5.0 | 1 | | 11/28/11 12:50 | 78-93-3 | |
| Carbon disulfide | **5.0U** | ug/L | 10.0 | 5.0 | 1 | | 11/28/11 12:50 | 75-15-0 | |
| Carbon tetrachloride | **0.50U** | ug/L | 1.0 | 0.50 | 1 | | 11/28/11 12:50 | 56-23-5 | |
| Chlorobenzene | **0.50U** | ug/L | 1.0 | 0.50 | 1 | | 11/28/11 12:50 | 108-90-7 | |
| Chloroethane | **0.50U** | ug/L | 1.0 | 0.50 | 1 | | 11/28/11 12:50 | 75-00-3 | |
| Chloroform | **0.50U** | ug/L | 1.0 | 0.50 | 1 | | 11/28/11 12:50 | 67-66-3 | |
| Chloromethane | **0.62U** | ug/L | 1.0 | 0.62 | 1 | | 11/28/11 12:50 | 74-87-3 | J(M0), L3 |
| Dibromochloromethane | **0.26U** | ug/L | 0.50 | 0.26 | 1 | | 11/28/11 12:50 | 124-48-1 | |
| Dibromomethane | **0.50U** | ug/L | 1.0 | 0.50 | 1 | | 11/28/11 12:50 | 74-95-3 | |
| 1,2-Dichlorobenzene | **0.50U** | ug/L | 1.0 | 0.50 | 1 | | 11/28/11 12:50 | 95-50-1 | |
| 1,4-Dichlorobenzene | **0.50U** | ug/L | 1.0 | 0.50 | 1 | | 11/28/11 12:50 | 106-46-7 | |
| trans-1,4-Dichloro-2-butene | **5.0U** | ug/L | 10.0 | 5.0 | 1 | | 11/28/11 12:50 | 110-57-6 | |
| 1,1-Dichloroethane | **0.50U** | ug/L | 1.0 | 0.50 | 1 | | 11/28/11 12:50 | 75-34-3 | |
| 1,2-Dichloroethane | **0.50U** | ug/L | 1.0 | 0.50 | 1 | | 11/28/11 12:50 | 107-06-2 | |
| 1,1-Dichloroethene | **0.50U** | ug/L | 1.0 | 0.50 | 1 | | 11/28/11 12:50 | 75-35-4 | |
| cis-1,2-Dichloroethene | **0.50U** | ug/L | 1.0 | 0.50 | 1 | | 11/28/11 12:50 | 156-59-2 | |
| trans-1,2-Dichloroethene | **0.50U** | ug/L | 1.0 | 0.50 | 1 | | 11/28/11 12:50 | 156-60-5 | |
| 1,2-Dichloropropane | **0.50U** | ug/L | 1.0 | 0.50 | 1 | | 11/28/11 12:50 | 78-87-5 | |
| cis-1,3-Dichloropropene | **0.25U** | ug/L | 0.50 | 0.25 | 1 | | 11/28/11 12:50 | 10061-01-5 | |
| trans-1,3-Dichloropropene | **0.25U** | ug/L | 0.50 | 0.25 | 1 | | 11/28/11 12:50 | 10061-02-6 | |
| Ethylbenzene | **0.50U** | ug/L | 1.0 | 0.50 | 1 | | 11/28/11 12:50 | 100-41-4 | |
| 2-Hexanone | **5.0U** | ug/L | 10.0 | 5.0 | 1 | | 11/28/11 12:50 | 591-78-6 | |
| Iodomethane | **0.50U** | ug/L | 1.0 | 0.50 | 1 | | 11/28/11 12:50 | 74-88-4 | |
| Methylene Chloride | **2.5U** | ug/L | 5.0 | 2.5 | 1 | | 11/28/11 12:50 | 75-09-2 | |
| 4-Methyl-2-pentanone (MIBK) | **5.0U** | ug/L | 10.0 | 5.0 | 1 | | 11/28/11 12:50 | 108-10-1 | |
| Styrene | **0.50U** | ug/L | 1.0 | 0.50 | 1 | | 11/28/11 12:50 | 100-42-5 | |
| 1,1,1,2-Tetrachloroethane | **0.50U** | ug/L | 1.0 | 0.50 | 1 | | 11/28/11 12:50 | 630-20-6 | |
| 1,1,2,2-Tetrachloroethane | **0.12U** | ug/L | 0.50 | 0.12 | 1 | | 11/28/11 12:50 | 79-34-5 | |
| Tetrachloroethene | **0.50U** | ug/L | 1.0 | 0.50 | 1 | | 11/28/11 12:50 | 127-18-4 | |
| Toluene | **0.50U** | ug/L | 1.0 | 0.50 | 1 | | 11/28/11 12:50 | 108-88-3 | |
| 1,1,1-Trichloroethane | **0.50U** | ug/L | 1.0 | 0.50 | 1 | | 11/28/11 12:50 | 71-55-6 | |
| 1,1,2-Trichloroethane | **0.50U** | ug/L | 1.0 | 0.50 | 1 | | 11/28/11 12:50 | 79-00-5 | |
| Trichloroethene | **0.50U** | ug/L | 1.0 | 0.50 | 1 | | 11/28/11 12:50 | 79-01-6 | |
| Trichlorofluoromethane | **0.50U** | ug/L | 1.0 | 0.50 | 1 | | 11/28/11 12:50 | 75-69-4 | |
| 1,2,3-Trichloropropane | **0.36U** | ug/L | 0.50 | 0.36 | 1 | | 11/28/11 12:50 | 96-18-4 | |
| Vinyl acetate | **1.0U** | ug/L | 2.0 | 1.0 | 1 | | 11/28/11 12:50 | 108-05-4 | |
| Vinyl chloride | **0.50U** | ug/L | 1.0 | 0.50 | 1 | | 11/28/11 12:50 | 75-01-4 | J(M1) |
| Xylene (Total) | **0.50U** | ug/L | 1.0 | 0.50 | 1 | | 11/28/11 12:50 | 1330-20-7 | |
| ***Surrogates*** | | | | | | | | | |
| 4-Bromofluorobenzene (S) | 107 | % | 70-114 | | 1 | | 11/28/11 12:50 | 460-00-4 | |
| Dibromofluoromethane (S) | 96 | % | 88-117 | | 1 | | 11/28/11 12:50 | 1868-53-7 | |
| 1,2-Dichloroethane-d4 (S) | 96 | % | 86-125 | | 1 | | 11/28/11 12:50 | 17060-07-0 | |

**Pace Analytical Services, Inc.**
8 East Tower Circle
Ormond Beach, FL 32174
(386)672-5668

# ANALYTICAL RESULTS

Project: Tomoka LF Semi-Annual
Pace Project No.: 3543458

**Sample: B44** **Lab ID: 3543458005** Collected: 11/17/11 12:18 Received: 11/17/11 16:48 Matrix: Water

| Parameters | Results | Units | PQL | MDL | DF | Prepared | Analyzed | CAS No. | Qual |
|---|---|---|---|---|---|---|---|---|---|
| **8260 MSV** | Analytical Method: EPA 8260 | | | | | | | | |
| ***Surrogates*** | | | | | | | | | |
| Toluene-d8 (S) | 100 | % | 87-113 | | 1 | | 11/28/11 12:50 | 2037-26-5 | |
| **2540C Total Dissolved Solids** | Analytical Method: SM 2540C | | | | | | | | |
| Total Dissolved Solids | **224** | mg/L | 5.0 | 5.0 | 1 | | 11/21/11 10:01 | | |
| **300.0 IC Anions** | Analytical Method: EPA 300.0 | | | | | | | | |
| Nitrate as N | **0.025U** | mg/L | 0.050 | 0.025 | 1 | | 11/18/11 14:09 | 14797-55-8 | |
| **300.0 IC Anions 28 Days** | Analytical Method: EPA 300.0 | | | | | | | | |
| Chloride | **74.8** | mg/L | 5.0 | 2.5 | 1 | | 11/18/11 14:09 | 16887-00-6 | |
| Sulfate | **46.3** | mg/L | 5.0 | 2.5 | 1 | | 11/18/11 14:09 | 14808-79-8 | |
| **350.1 Ammonia** | Analytical Method: EPA 350.1 | | | | | | | | |
| Nitrogen, Ammonia | **0.020U** | mg/L | 0.050 | 0.020 | 1 | | 11/22/11 12:04 | 7664-41-7 | |

**Pace Analytical Services, Inc.**
8 East Tower Circle
Ormond Beach, FL 32174
(386)672-5668

# ANALYTICAL RESULTS

Project: Tomoka LF Semi-Annual
Pace Project No.: 3543458

**Sample: B59-1R** **Lab ID: 3543458006** Collected: 11/17/11 13:03 Received: 11/17/11 16:48 Matrix: Water

| Parameters | Results | Units | PQL | MDL | DF | Prepared | Analyzed | CAS No. | Qual |
|---|---|---|---|---|---|---|---|---|---|
| **Field Data** | Analytical Method: | | | | | | | | |
| Field pH | **6.85** | Std. Units | | | 1 | | 11/17/11 13:03 | | |
| Field Temperature | **25.03** | deg C | | | 1 | | 11/17/11 13:03 | | |
| Appearance | **Color: None, Sheen: None** | | | | 1 | | 11/17/11 13:03 | | |
| Field Specific Conductance | **635** | umhos/cm | | | 1 | | 11/17/11 13:03 | | |
| Oxygen, Dissolved | **0.06** | mg/L | | | 1 | | 11/17/11 13:03 | 7782-44-7 | |
| REDOX | **-66.8** | mV | | | 1 | | 11/17/11 13:03 | | |
| Turbidity | **0.10** | NTU | | | 1 | | 11/17/11 13:03 | | |
| Depth to Water | **7.84** | feet | | | 1 | | 11/17/11 13:03 | | |
| Water Level(NGVD) | **19.93** | feet | | | 1 | | 11/17/11 13:03 | | |
| **8011 GCS EDB and DBCP** | Analytical Method: EPA 8011 Preparation Method: EPA 8011 | | | | | | | | |
| 1,2-Dibromo-3-chloropropane | **0.0049U** | ug/L | 0.020 | 0.0049 | 1 | 11/23/11 10:30 | 11/28/11 10:16 | 96-12-8 | |
| 1,2-Dibromoethane (EDB) | **0.0062U** | ug/L | 0.010 | 0.0062 | 1 | 11/23/11 10:30 | 11/28/11 10:16 | 106-93-4 | |
| **6010 MET ICP** | Analytical Method: EPA 6010 Preparation Method: EPA 3010 | | | | | | | | |
| Arsenic | **5.0U** | ug/L | 10.0 | 5.0 | 1 | 11/18/11 10:42 | 11/18/11 22:14 | 7440-38-2 | |
| Barium | **53.7** | ug/L | 10.0 | 5.0 | 1 | 11/18/11 10:42 | 11/18/11 22:14 | 7440-39-3 | |
| Beryllium | **0.50U** | ug/L | 1.0 | 0.50 | 1 | 11/18/11 10:42 | 11/18/11 22:14 | 7440-41-7 | |
| Cadmium | **0.50U** | ug/L | 1.0 | 0.50 | 1 | 11/18/11 10:42 | 11/18/11 22:14 | 7440-43-9 | |
| Chromium | **2.5U** | ug/L | 5.0 | 2.5 | 1 | 11/18/11 10:42 | 11/18/11 22:14 | 7440-47-3 | |
| Cobalt | **5.0U** | ug/L | 10.0 | 5.0 | 1 | 11/18/11 10:42 | 11/18/11 22:14 | 7440-48-4 | |
| Copper | **2.5U** | ug/L | 5.0 | 2.5 | 1 | 11/18/11 10:42 | 11/18/11 22:14 | 7440-50-8 | |
| Iron | **4560** | ug/L | 40.0 | 20.0 | 1 | 11/18/11 10:42 | 11/18/11 22:14 | 7439-89-6 | |
| Lead | **5.0U** | ug/L | 10.0 | 5.0 | 1 | 11/18/11 10:42 | 11/18/11 22:14 | 7439-92-1 | |
| Nickel | **2.5U** | ug/L | 5.0 | 2.5 | 1 | 11/18/11 10:42 | 11/18/11 22:14 | 7440-02-0 | |
| Selenium | **7.5U** | ug/L | 15.0 | 7.5 | 1 | 11/18/11 10:42 | 11/18/11 22:14 | 7782-49-2 | |
| Silver | **2.5U** | ug/L | 5.0 | 2.5 | 1 | 11/18/11 10:42 | 11/18/11 22:14 | 7440-22-4 | |
| Sodium | **61.0** | mg/L | 1.0 | 0.50 | 1 | 11/18/11 10:42 | 11/18/11 22:14 | 7440-23-5 | |
| Vanadium | **5.0U** | ug/L | 10.0 | 5.0 | 1 | 11/18/11 10:42 | 11/18/11 22:14 | 7440-62-2 | |
| Zinc | **10.0U** | ug/L | 20.0 | 10.0 | 1 | 11/18/11 10:42 | 11/18/11 22:14 | 7440-66-6 | |
| **6020 MET ICPMS** | Analytical Method: EPA 6020 Preparation Method: EPA 3010 | | | | | | | | |
| Antimony | **0.50U** | ug/L | 1.0 | 0.50 | 1 | 11/18/11 10:42 | 11/21/11 14:53 | 7440-36-0 | |
| Thallium | **0.50U** | ug/L | 1.0 | 0.50 | 1 | 11/18/11 10:42 | 11/21/11 14:53 | 7440-28-0 | |
| **7470 Mercury** | Analytical Method: EPA 7470 Preparation Method: EPA 7470 | | | | | | | | |
| Mercury | **0.10U** | ug/L | 0.20 | 0.10 | 1 | 11/18/11 04:00 | 11/18/11 13:10 | 7439-97-6 | |
| **8260 MSV** | Analytical Method: EPA 8260 | | | | | | | | |
| Acetone | **5.0U** | ug/L | 10.0 | 5.0 | 1 | | 11/28/11 13:14 | 67-64-1 | |
| Acrylonitrile | **5.0U** | ug/L | 10.0 | 5.0 | 1 | | 11/28/11 13:14 | 107-13-1 | |
| Benzene | **0.50U** | ug/L | 1.0 | 0.50 | 1 | | 11/28/11 13:14 | 71-43-2 | |
| Bromochloromethane | **0.50U** | ug/L | 1.0 | 0.50 | 1 | | 11/28/11 13:14 | 74-97-5 | |

**Pace Analytical Services, Inc.**
8 East Tower Circle
Ormond Beach, FL 32174
(386)672-5668

# ANALYTICAL RESULTS

Project: Tomoka LF Semi-Annual
Pace Project No.: 3543458

**Sample: B59-1R** **Lab ID: 3543458006** Collected: 11/17/11 13:03 Received: 11/17/11 16:48 Matrix: Water

| Parameters | Results | Units | PQL | MDL | DF | Prepared | Analyzed | CAS No. | Qual |
|---|---|---|---|---|---|---|---|---|---|
| **8260 MSV** | Analytical Method: EPA 8260 | | | | | | | | |
| Bromodichloromethane | **0.27U** | ug/L | 0.60 | 0.27 | 1 | | 11/28/11 13:14 | 75-27-4 | |
| Bromoform | **0.50U** | ug/L | 1.0 | 0.50 | 1 | | 11/28/11 13:14 | 75-25-2 | |
| Bromomethane | **0.50U** | ug/L | 1.0 | 0.50 | 1 | | 11/28/11 13:14 | 74-83-9 | |
| 2-Butanone (MEK) | **5.0U** | ug/L | 10.0 | 5.0 | 1 | | 11/28/11 13:14 | 78-93-3 | |
| Carbon disulfide | **5.0U** | ug/L | 10.0 | 5.0 | 1 | | 11/28/11 13:14 | 75-15-0 | |
| Carbon tetrachloride | **0.50U** | ug/L | 1.0 | 0.50 | 1 | | 11/28/11 13:14 | 56-23-5 | |
| Chlorobenzene | **0.50U** | ug/L | 1.0 | 0.50 | 1 | | 11/28/11 13:14 | 108-90-7 | |
| Chloroethane | **0.50U** | ug/L | 1.0 | 0.50 | 1 | | 11/28/11 13:14 | 75-00-3 | |
| Chloroform | **0.50U** | ug/L | 1.0 | 0.50 | 1 | | 11/28/11 13:14 | 67-66-3 | |
| Chloromethane | **0.62U** | ug/L | 1.0 | 0.62 | 1 | | 11/28/11 13:14 | 74-87-3 | L3 |
| Dibromochloromethane | **0.26U** | ug/L | 0.50 | 0.26 | 1 | | 11/28/11 13:14 | 124-48-1 | |
| Dibromomethane | **0.50U** | ug/L | 1.0 | 0.50 | 1 | | 11/28/11 13:14 | 74-95-3 | |
| 1,2-Dichlorobenzene | **0.50U** | ug/L | 1.0 | 0.50 | 1 | | 11/28/11 13:14 | 95-50-1 | |
| 1,4-Dichlorobenzene | **0.50U** | ug/L | 1.0 | 0.50 | 1 | | 11/28/11 13:14 | 106-46-7 | |
| trans-1,4-Dichloro-2-butene | **5.0U** | ug/L | 10.0 | 5.0 | 1 | | 11/28/11 13:14 | 110-57-6 | |
| 1,1-Dichloroethane | **0.50U** | ug/L | 1.0 | 0.50 | 1 | | 11/28/11 13:14 | 75-34-3 | |
| 1,2-Dichloroethane | **0.50U** | ug/L | 1.0 | 0.50 | 1 | | 11/28/11 13:14 | 107-06-2 | |
| 1,1-Dichloroethene | **0.50U** | ug/L | 1.0 | 0.50 | 1 | | 11/28/11 13:14 | 75-35-4 | |
| cis-1,2-Dichloroethene | **0.50U** | ug/L | 1.0 | 0.50 | 1 | | 11/28/11 13:14 | 156-59-2 | |
| trans-1,2-Dichloroethene | **0.50U** | ug/L | 1.0 | 0.50 | 1 | | 11/28/11 13:14 | 156-60-5 | |
| 1,2-Dichloropropane | **0.50U** | ug/L | 1.0 | 0.50 | 1 | | 11/28/11 13:14 | 78-87-5 | |
| cis-1,3-Dichloropropene | **0.25U** | ug/L | 0.50 | 0.25 | 1 | | 11/28/11 13:14 | 10061-01-5 | |
| trans-1,3-Dichloropropene | **0.25U** | ug/L | 0.50 | 0.25 | 1 | | 11/28/11 13:14 | 10061-02-6 | |
| Ethylbenzene | **0.50U** | ug/L | 1.0 | 0.50 | 1 | | 11/28/11 13:14 | 100-41-4 | |
| 2-Hexanone | **5.0U** | ug/L | 10.0 | 5.0 | 1 | | 11/28/11 13:14 | 591-78-6 | |
| Iodomethane | **0.50U** | ug/L | 1.0 | 0.50 | 1 | | 11/28/11 13:14 | 74-88-4 | |
| Methylene Chloride | **2.5U** | ug/L | 5.0 | 2.5 | 1 | | 11/28/11 13:14 | 75-09-2 | |
| 4-Methyl-2-pentanone (MIBK) | **5.0U** | ug/L | 10.0 | 5.0 | 1 | | 11/28/11 13:14 | 108-10-1 | |
| Styrene | **0.50U** | ug/L | 1.0 | 0.50 | 1 | | 11/28/11 13:14 | 100-42-5 | |
| 1,1,1,2-Tetrachloroethane | **0.50U** | ug/L | 1.0 | 0.50 | 1 | | 11/28/11 13:14 | 630-20-6 | |
| 1,1,2,2-Tetrachloroethane | **0.12U** | ug/L | 0.50 | 0.12 | 1 | | 11/28/11 13:14 | 79-34-5 | |
| Tetrachloroethene | **0.50U** | ug/L | 1.0 | 0.50 | 1 | | 11/28/11 13:14 | 127-18-4 | |
| Toluene | **0.50U** | ug/L | 1.0 | 0.50 | 1 | | 11/28/11 13:14 | 108-88-3 | |
| 1,1,1-Trichloroethane | **0.50U** | ug/L | 1.0 | 0.50 | 1 | | 11/28/11 13:14 | 71-55-6 | |
| 1,1,2-Trichloroethane | **0.50U** | ug/L | 1.0 | 0.50 | 1 | | 11/28/11 13:14 | 79-00-5 | |
| Trichloroethene | **0.50U** | ug/L | 1.0 | 0.50 | 1 | | 11/28/11 13:14 | 79-01-6 | |
| Trichlorofluoromethane | **0.50U** | ug/L | 1.0 | 0.50 | 1 | | 11/28/11 13:14 | 75-69-4 | |
| 1,2,3-Trichloropropane | **0.36U** | ug/L | 0.50 | 0.36 | 1 | | 11/28/11 13:14 | 96-18-4 | |
| Vinyl acetate | **1.0U** | ug/L | 2.0 | 1.0 | 1 | | 11/28/11 13:14 | 108-05-4 | |
| Vinyl chloride | **0.50U** | ug/L | 1.0 | 0.50 | 1 | | 11/28/11 13:14 | 75-01-4 | |
| Xylene (Total) | **0.50U** | ug/L | 1.0 | 0.50 | 1 | | 11/28/11 13:14 | 1330-20-7 | |
| ***Surrogates*** | | | | | | | | | |
| 4-Bromofluorobenzene (S) | 106 | % | 70-114 | | 1 | | 11/28/11 13:14 | 460-00-4 | |
| Dibromofluoromethane (S) | 96 | % | 88-117 | | 1 | | 11/28/11 13:14 | 1868-53-7 | |
| 1,2-Dichloroethane-d4 (S) | 95 | % | 86-125 | | 1 | | 11/28/11 13:14 | 17060-07-0 | |
| Toluene-d8 (S) | 101 | % | 87-113 | | 1 | | 11/28/11 13:14 | 2037-26-5 | |

**Pace Analytical Services, Inc.**
8 East Tower Circle
Ormond Beach, FL 32174
(386)672-5668

# ANALYTICAL RESULTS

Project: Tomoka LF Semi-Annual
Pace Project No.: 3543458

**Sample: B59-1R** **Lab ID: 3543458006** Collected: 11/17/11 13:03 Received: 11/17/11 16:48 Matrix: Water

| Parameters | Results | Units | PQL | MDL | DF | Prepared | Analyzed | CAS No. | Qual |
|---|---|---|---|---|---|---|---|---|---|
| **2540C Total Dissolved Solids** | Analytical Method: SM 2540C | | | | | | | | |
| Total Dissolved Solids | **377** | mg/L | 5.0 | 5.0 | 1 | | 11/21/11 10:01 | | |
| **300.0 IC Anions** | Analytical Method: EPA 300.0 | | | | | | | | |
| Nitrate as N | **0.025U** | mg/L | 0.050 | 0.025 | 1 | | 11/18/11 14:21 | 14797-55-8 | |
| **300.0 IC Anions 28 Days** | Analytical Method: EPA 300.0 | | | | | | | | |
| Chloride | **63.9** | mg/L | 5.0 | 2.5 | 1 | | 11/18/11 14:21 | 16887-00-6 | |
| Sulfate | **5.7** | mg/L | 5.0 | 2.5 | 1 | | 11/18/11 14:21 | 14808-79-8 | |
| **350.1 Ammonia** | Analytical Method: EPA 350.1 | | | | | | | | |
| Nitrogen, Ammonia | **0.28** | mg/L | 0.050 | 0.020 | 1 | | 11/22/11 12:05 | 7664-41-7 | |

**Pace Analytical Services, Inc.**
8 East Tower Circle
Ormond Beach, FL 32174
(386)672-5668

# ANALYTICAL RESULTS

Project: Tomoka LF Semi-Annual
Pace Project No.: 3543458

**Sample: B59-1 DUP** **Lab ID: 3543458007** Collected: 11/17/11 13:03 Received: 11/17/11 16:48 Matrix: Water

| Parameters | Results | Units | PQL | MDL | DF | Prepared | Analyzed | CAS No. | Qual |
|---|---|---|---|---|---|---|---|---|---|
| **Field Data** | Analytical Method: | | | | | | | | |
| Field pH | **6.85** | Std. Units | | | 1 | | 11/17/11 13:03 | | |
| Field Temperature | **25.03** | deg C | | | 1 | | 11/17/11 13:03 | | |
| Appearance | **Color: None, Sheen: None** | | | | 1 | | 11/17/11 13:03 | | |
| Field Specific Conductance | **635** | umhos/cm | | | 1 | | 11/17/11 13:03 | | |
| Oxygen, Dissolved | **0.06** | mg/L | | | 1 | | 11/17/11 13:03 | 7782-44-7 | |
| REDOX | **-66.8** | mV | | | 1 | | 11/17/11 13:03 | | |
| Turbidity | **0.10** | NTU | | | 1 | | 11/17/11 13:03 | | |
| Depth to Water | **7.84** | feet | | | 1 | | 11/17/11 13:03 | | |
| Water Level(NGVD) | **19.93** | feet | | | 1 | | 11/17/11 13:03 | | |
| **8011 GCS EDB and DBCP** | Analytical Method: EPA 8011 | Preparation Method: EPA 8011 | | | | | | | |
| 1,2-Dibromo-3-chloropropane | **0.057U** | ug/L | 0.23 | 0.057 | 1 | 11/23/11 10:30 | 11/28/11 10:31 | 96-12-8 | |
| 1,2-Dibromoethane (EDB) | **0.072U** | ug/L | 0.12 | 0.072 | 1 | 11/23/11 10:30 | 11/28/11 10:31 | 106-93-4 | |
| **6010 MET ICP** | Analytical Method: EPA 6010 | Preparation Method: EPA 3010 | | | | | | | |
| Arsenic | **5.0U** | ug/L | 10.0 | 5.0 | 1 | 11/18/11 10:42 | 11/18/11 22:18 | 7440-38-2 | |
| Barium | **53.1** | ug/L | 10.0 | 5.0 | 1 | 11/18/11 10:42 | 11/18/11 22:18 | 7440-39-3 | |
| Beryllium | **0.50U** | ug/L | 1.0 | 0.50 | 1 | 11/18/11 10:42 | 11/18/11 22:18 | 7440-41-7 | |
| Cadmium | **0.50U** | ug/L | 1.0 | 0.50 | 1 | 11/18/11 10:42 | 11/18/11 22:18 | 7440-43-9 | |
| Chromium | **2.5U** | ug/L | 5.0 | 2.5 | 1 | 11/18/11 10:42 | 11/18/11 22:18 | 7440-47-3 | |
| Cobalt | **5.0U** | ug/L | 10.0 | 5.0 | 1 | 11/18/11 10:42 | 11/18/11 22:18 | 7440-48-4 | |
| Copper | **2.5U** | ug/L | 5.0 | 2.5 | 1 | 11/18/11 10:42 | 11/18/11 22:18 | 7440-50-8 | |
| Iron | **4500** | ug/L | 40.0 | 20.0 | 1 | 11/18/11 10:42 | 11/18/11 22:18 | 7439-89-6 | |
| Lead | **5.0U** | ug/L | 10.0 | 5.0 | 1 | 11/18/11 10:42 | 11/18/11 22:18 | 7439-92-1 | |
| Nickel | **2.5U** | ug/L | 5.0 | 2.5 | 1 | 11/18/11 10:42 | 11/18/11 22:18 | 7440-02-0 | |
| Selenium | **7.5U** | ug/L | 15.0 | 7.5 | 1 | 11/18/11 10:42 | 11/18/11 22:18 | 7782-49-2 | |
| Silver | **2.5U** | ug/L | 5.0 | 2.5 | 1 | 11/18/11 10:42 | 11/18/11 22:18 | 7440-22-4 | |
| Sodium | **61.0** | mg/L | 1.0 | 0.50 | 1 | 11/18/11 10:42 | 11/18/11 22:18 | 7440-23-5 | |
| Vanadium | **5.0U** | ug/L | 10.0 | 5.0 | 1 | 11/18/11 10:42 | 11/18/11 22:18 | 7440-62-2 | |
| Zinc | **10.0U** | ug/L | 20.0 | 10.0 | 1 | 11/18/11 10:42 | 11/18/11 22:18 | 7440-66-6 | |
| **6020 MET ICPMS** | Analytical Method: EPA 6020 | Preparation Method: EPA 3010 | | | | | | | |
| Antimony | **0.50U** | ug/L | 1.0 | 0.50 | 1 | 11/18/11 10:42 | 11/21/11 14:55 | 7440-36-0 | |
| Thallium | **0.50U** | ug/L | 1.0 | 0.50 | 1 | 11/18/11 10:42 | 11/21/11 14:55 | 7440-28-0 | |
| **7470 Mercury** | Analytical Method: EPA 7470 | Preparation Method: EPA 7470 | | | | | | | |
| Mercury | **0.10U** | ug/L | 0.20 | 0.10 | 1 | 11/18/11 04:00 | 11/18/11 13:13 | 7439-97-6 | |
| **8260 MSV** | Analytical Method: EPA 8260 | | | | | | | | |
| Acetone | **5.0U** | ug/L | 10.0 | 5.0 | 1 | | 11/28/11 13:38 | 67-64-1 | |
| Acrylonitrile | **5.0U** | ug/L | 10.0 | 5.0 | 1 | | 11/28/11 13:38 | 107-13-1 | |
| Benzene | **0.50U** | ug/L | 1.0 | 0.50 | 1 | | 11/28/11 13:38 | 71-43-2 | |
| Bromochloromethane | **0.50U** | ug/L | 1.0 | 0.50 | 1 | | 11/28/11 13:38 | 74-97-5 | |

**Pace Analytical Services, Inc.**
8 East Tower Circle
Ormond Beach, FL 32174
(386)672-5668

# ANALYTICAL RESULTS

Project: Tomoka LF Semi-Annual
Pace Project No.: 3543458

**Sample: B59-1 DUP** **Lab ID: 3543458007** Collected: 11/17/11 13:03 Received: 11/17/11 16:48 Matrix: Water

| Parameters | Results | Units | PQL | MDL | DF | Prepared | Analyzed | CAS No. | Qual |
|---|---|---|---|---|---|---|---|---|---|
| **8260 MSV** | Analytical Method: EPA 8260 | | | | | | | | |
| Bromodichloromethane | **0.27U** | ug/L | 0.60 | 0.27 | 1 | | 11/28/11 13:38 | 75-27-4 | |
| Bromoform | **0.50U** | ug/L | 1.0 | 0.50 | 1 | | 11/28/11 13:38 | 75-25-2 | |
| Bromomethane | **0.50U** | ug/L | 1.0 | 0.50 | 1 | | 11/28/11 13:38 | 74-83-9 | |
| 2-Butanone (MEK) | **5.0U** | ug/L | 10.0 | 5.0 | 1 | | 11/28/11 13:38 | 78-93-3 | |
| Carbon disulfide | **5.0U** | ug/L | 10.0 | 5.0 | 1 | | 11/28/11 13:38 | 75-15-0 | |
| Carbon tetrachloride | **0.50U** | ug/L | 1.0 | 0.50 | 1 | | 11/28/11 13:38 | 56-23-5 | |
| Chlorobenzene | **0.50U** | ug/L | 1.0 | 0.50 | 1 | | 11/28/11 13:38 | 108-90-7 | |
| Chloroethane | **0.50U** | ug/L | 1.0 | 0.50 | 1 | | 11/28/11 13:38 | 75-00-3 | |
| Chloroform | **0.50U** | ug/L | 1.0 | 0.50 | 1 | | 11/28/11 13:38 | 67-66-3 | |
| Chloromethane | **0.62U** | ug/L | 1.0 | 0.62 | 1 | | 11/28/11 13:38 | 74-87-3 | L3 |
| Dibromochloromethane | **0.26U** | ug/L | 0.50 | 0.26 | 1 | | 11/28/11 13:38 | 124-48-1 | |
| Dibromomethane | **0.50U** | ug/L | 1.0 | 0.50 | 1 | | 11/28/11 13:38 | 74-95-3 | |
| 1,2-Dichlorobenzene | **0.50U** | ug/L | 1.0 | 0.50 | 1 | | 11/28/11 13:38 | 95-50-1 | |
| 1,4-Dichlorobenzene | **0.50U** | ug/L | 1.0 | 0.50 | 1 | | 11/28/11 13:38 | 106-46-7 | |
| trans-1,4-Dichloro-2-butene | **5.0U** | ug/L | 10.0 | 5.0 | 1 | | 11/28/11 13:38 | 110-57-6 | |
| 1,1-Dichloroethane | **0.50U** | ug/L | 1.0 | 0.50 | 1 | | 11/28/11 13:38 | 75-34-3 | |
| 1,2-Dichloroethane | **0.50U** | ug/L | 1.0 | 0.50 | 1 | | 11/28/11 13:38 | 107-06-2 | |
| 1,1-Dichloroethene | **0.50U** | ug/L | 1.0 | 0.50 | 1 | | 11/28/11 13:38 | 75-35-4 | |
| cis-1,2-Dichloroethene | **0.50U** | ug/L | 1.0 | 0.50 | 1 | | 11/28/11 13:38 | 156-59-2 | |
| trans-1,2-Dichloroethene | **0.50U** | ug/L | 1.0 | 0.50 | 1 | | 11/28/11 13:38 | 156-60-5 | |
| 1,2-Dichloropropane | **0.50U** | ug/L | 1.0 | 0.50 | 1 | | 11/28/11 13:38 | 78-87-5 | |
| cis-1,3-Dichloropropene | **0.25U** | ug/L | 0.50 | 0.25 | 1 | | 11/28/11 13:38 | 10061-01-5 | |
| trans-1,3-Dichloropropene | **0.25U** | ug/L | 0.50 | 0.25 | 1 | | 11/28/11 13:38 | 10061-02-6 | |
| Ethylbenzene | **0.50U** | ug/L | 1.0 | 0.50 | 1 | | 11/28/11 13:38 | 100-41-4 | |
| 2-Hexanone | **5.0U** | ug/L | 10.0 | 5.0 | 1 | | 11/28/11 13:38 | 591-78-6 | |
| Iodomethane | **0.50U** | ug/L | 1.0 | 0.50 | 1 | | 11/28/11 13:38 | 74-88-4 | |
| Methylene Chloride | **2.5U** | ug/L | 5.0 | 2.5 | 1 | | 11/28/11 13:38 | 75-09-2 | |
| 4-Methyl-2-pentanone (MIBK) | **5.0U** | ug/L | 10.0 | 5.0 | 1 | | 11/28/11 13:38 | 108-10-1 | |
| Styrene | **0.50U** | ug/L | 1.0 | 0.50 | 1 | | 11/28/11 13:38 | 100-42-5 | |
| 1,1,1,2-Tetrachloroethane | **0.50U** | ug/L | 1.0 | 0.50 | 1 | | 11/28/11 13:38 | 630-20-6 | |
| 1,1,2,2-Tetrachloroethane | **0.12U** | ug/L | 0.50 | 0.12 | 1 | | 11/28/11 13:38 | 79-34-5 | |
| Tetrachloroethene | **0.50U** | ug/L | 1.0 | 0.50 | 1 | | 11/28/11 13:38 | 127-18-4 | |
| Toluene | **0.50U** | ug/L | 1.0 | 0.50 | 1 | | 11/28/11 13:38 | 108-88-3 | |
| 1,1,1-Trichloroethane | **0.50U** | ug/L | 1.0 | 0.50 | 1 | | 11/28/11 13:38 | 71-55-6 | |
| 1,1,2-Trichloroethane | **0.50U** | ug/L | 1.0 | 0.50 | 1 | | 11/28/11 13:38 | 79-00-5 | |
| Trichloroethene | **0.50U** | ug/L | 1.0 | 0.50 | 1 | | 11/28/11 13:38 | 79-01-6 | |
| Trichlorofluoromethane | **0.50U** | ug/L | 1.0 | 0.50 | 1 | | 11/28/11 13:38 | 75-69-4 | |
| 1,2,3-Trichloropropane | **0.36U** | ug/L | 0.50 | 0.36 | 1 | | 11/28/11 13:38 | 96-18-4 | |
| Vinyl acetate | **1.0U** | ug/L | 2.0 | 1.0 | 1 | | 11/28/11 13:38 | 108-05-4 | |
| Vinyl chloride | **0.50U** | ug/L | 1.0 | 0.50 | 1 | | 11/28/11 13:38 | 75-01-4 | |
| Xylene (Total) | **0.50U** | ug/L | 1.0 | 0.50 | 1 | | 11/28/11 13:38 | 1330-20-7 | |
| ***Surrogates*** | | | | | | | | | |
| 4-Bromofluorobenzene (S) | 105 | % | 70-114 | | 1 | | 11/28/11 13:38 | 460-00-4 | |
| Dibromofluoromethane (S) | 95 | % | 88-117 | | 1 | | 11/28/11 13:38 | 1868-53-7 | |
| 1,2-Dichloroethane-d4 (S) | 96 | % | 86-125 | | 1 | | 11/28/11 13:38 | 17060-07-0 | |
| Toluene-d8 (S) | 101 | % | 87-113 | | 1 | | 11/28/11 13:38 | 2037-26-5 | |

**Pace Analytical Services, Inc.**
8 East Tower Circle
Ormond Beach, FL 32174
(386)672-5668

# ANALYTICAL RESULTS

Project: Tomoka LF Semi-Annual
Pace Project No.: 3543458

**Sample: B59-1 DUP** **Lab ID: 3543458007** Collected: 11/17/11 13:03 Received: 11/17/11 16:48 Matrix: Water

| Parameters | Results | Units | PQL | MDL | DF | Prepared | Analyzed | CAS No. | Qual |
|---|---|---|---|---|---|---|---|---|---|
| **2540C Total Dissolved Solids** | Analytical Method: SM 2540C | | | | | | | | |
| Total Dissolved Solids | **380** | mg/L | 5.0 | 5.0 | 1 | | 11/21/11 10:02 | | |
| **300.0 IC Anions** | Analytical Method: EPA 300.0 | | | | | | | | |
| Nitrate as N | **0.025U** | mg/L | 0.050 | 0.025 | 1 | | 11/18/11 14:33 | 14797-55-8 | |
| **300.0 IC Anions 28 Days** | Analytical Method: EPA 300.0 | | | | | | | | |
| Chloride | **63.7** | mg/L | 5.0 | 2.5 | 1 | | 11/18/11 14:33 | 16887-00-6 | |
| Sulfate | **5.8** | mg/L | 5.0 | 2.5 | 1 | | 11/18/11 14:33 | 14808-79-8 | |
| **350.1 Ammonia** | Analytical Method: EPA 350.1 | | | | | | | | |
| Nitrogen, Ammonia | **0.29** | mg/L | 0.050 | 0.020 | 1 | | 11/22/11 12:06 | 7664-41-7 | |

**Pace Analytical Services, Inc.**
8 East Tower Circle
Ormond Beach, FL 32174
(386)672-5668

# ANALYTICAL RESULTS

Project: Tomoka LF Semi-Annual
Pace Project No.: 3543458

**Sample: B59-2R** **Lab ID: 3543458008** Collected: 11/17/11 13:40 Received: 11/17/11 16:48 Matrix: Water

| Parameters | Results | Units | PQL | MDL | DF | Prepared | Analyzed | CAS No. | Qual |
|---|---|---|---|---|---|---|---|---|---|
| **Field Data** | Analytical Method: | | | | | | | | |
| Field pH | **6.56** | Std. Units | | | 1 | | 11/17/11 13:40 | | |
| Field Temperature | **25.44** | deg C | | | 1 | | 11/17/11 13:40 | | |
| Appearance | **Color: Orange, Sheen: None** | | | | 1 | | 11/17/11 13:40 | | |
| Field Specific Conductance | **993** | umhos/cm | | | 1 | | 11/17/11 13:40 | | |
| Oxygen, Dissolved | **0.08** | mg/L | | | 1 | | 11/17/11 13:40 | 7782-44-7 | |
| REDOX | **-49.9** | mV | | | 1 | | 11/17/11 13:40 | | |
| Turbidity | **11.25** | NTU | | | 1 | | 11/17/11 13:40 | | |
| Depth to Water | **8.07** | feet | | | 1 | | 11/17/11 13:40 | | |
| Water Level(NGVD) | **19.72** | feet | | | 1 | | 11/17/11 13:40 | | |
| **8011 GCS EDB and DBCP** | Analytical Method: EPA 8011 Preparation Method: EPA 8011 | | | | | | | | |
| 1,2-Dibromo-3-chloropropane | **0.0049U** | ug/L | 0.020 | 0.0049 | 1 | 11/23/11 10:30 | 11/28/11 10:46 | 96-12-8 | |
| 1,2-Dibromoethane (EDB) | **0.0062U** | ug/L | 0.010 | 0.0062 | 1 | 11/23/11 10:30 | 11/28/11 10:46 | 106-93-4 | |
| **6010 MET ICP** | Analytical Method: EPA 6010 Preparation Method: EPA 3010 | | | | | | | | |
| Arsenic | **5.0U** | ug/L | 10.0 | 5.0 | 1 | 11/18/11 10:42 | 11/18/11 22:22 | 7440-38-2 | |
| Barium | **91.2** | ug/L | 10.0 | 5.0 | 1 | 11/18/11 10:42 | 11/18/11 22:22 | 7440-39-3 | |
| Beryllium | **0.50U** | ug/L | 1.0 | 0.50 | 1 | 11/18/11 10:42 | 11/18/11 22:22 | 7440-41-7 | |
| Cadmium | **0.50U** | ug/L | 1.0 | 0.50 | 1 | 11/18/11 10:42 | 11/18/11 22:22 | 7440-43-9 | |
| Chromium | **2.5U** | ug/L | 5.0 | 2.5 | 1 | 11/18/11 10:42 | 11/18/11 22:22 | 7440-47-3 | |
| Cobalt | **5.0U** | ug/L | 10.0 | 5.0 | 1 | 11/18/11 10:42 | 11/18/11 22:22 | 7440-48-4 | |
| Copper | **2.5U** | ug/L | 5.0 | 2.5 | 1 | 11/18/11 10:42 | 11/18/11 22:22 | 7440-50-8 | |
| Iron | **11800** | ug/L | 40.0 | 20.0 | 1 | 11/18/11 10:42 | 11/18/11 22:22 | 7439-89-6 | |
| Lead | **5.0U** | ug/L | 10.0 | 5.0 | 1 | 11/18/11 10:42 | 11/18/11 22:22 | 7439-92-1 | |
| Nickel | **2.5U** | ug/L | 5.0 | 2.5 | 1 | 11/18/11 10:42 | 11/18/11 22:22 | 7440-02-0 | |
| Selenium | **7.5U** | ug/L | 15.0 | 7.5 | 1 | 11/18/11 10:42 | 11/18/11 22:22 | 7782-49-2 | |
| Silver | **2.5U** | ug/L | 5.0 | 2.5 | 1 | 11/18/11 10:42 | 11/18/11 22:22 | 7440-22-4 | |
| Sodium | **44.5** | mg/L | 1.0 | 0.50 | 1 | 11/18/11 10:42 | 11/18/11 22:22 | 7440-23-5 | |
| Vanadium | **5.0U** | ug/L | 10.0 | 5.0 | 1 | 11/18/11 10:42 | 11/18/11 22:22 | 7440-62-2 | |
| Zinc | **10.0U** | ug/L | 20.0 | 10.0 | 1 | 11/18/11 10:42 | 11/18/11 22:22 | 7440-66-6 | |
| **6020 MET ICPMS** | Analytical Method: EPA 6020 Preparation Method: EPA 3010 | | | | | | | | |
| Antimony | **0.50U** | ug/L | 1.0 | 0.50 | 1 | 11/18/11 10:42 | 11/21/11 15:02 | 7440-36-0 | |
| Thallium | **0.50U** | ug/L | 1.0 | 0.50 | 1 | 11/18/11 10:42 | 11/21/11 15:02 | 7440-28-0 | |
| **7470 Mercury** | Analytical Method: EPA 7470 Preparation Method: EPA 7470 | | | | | | | | |
| Mercury | **0.10U** | ug/L | 0.20 | 0.10 | 1 | 11/18/11 04:00 | 11/18/11 13:15 | 7439-97-6 | |
| **8260 MSV** | Analytical Method: EPA 8260 | | | | | | | | |
| Acetone | **5.0U** | ug/L | 10.0 | 5.0 | 1 | | 11/28/11 14:02 | 67-64-1 | |
| Acrylonitrile | **5.0U** | ug/L | 10.0 | 5.0 | 1 | | 11/28/11 14:02 | 107-13-1 | |
| Benzene | **0.50U** | ug/L | 1.0 | 0.50 | 1 | | 11/28/11 14:02 | 71-43-2 | |
| Bromochloromethane | **0.50U** | ug/L | 1.0 | 0.50 | 1 | | 11/28/11 14:02 | 74-97-5 | |

**Pace Analytical Services, Inc.**
8 East Tower Circle
Ormond Beach, FL 32174
(386)672-5668

# ANALYTICAL RESULTS

Project: Tomoka LF Semi-Annual
Pace Project No.: 3543458

**Sample: B59-2R** **Lab ID: 3543458008** Collected: 11/17/11 13:40 Received: 11/17/11 16:48 Matrix: Water

| Parameters | Results | Units | PQL | MDL | DF | Prepared | Analyzed | CAS No. | Qual |
|---|---|---|---|---|---|---|---|---|---|
| **8260 MSV** | Analytical Method: EPA 8260 | | | | | | | | |
| Bromodichloromethane | **0.27U** | ug/L | 0.60 | 0.27 | 1 | | 11/28/11 14:02 | 75-27-4 | |
| Bromoform | **0.50U** | ug/L | 1.0 | 0.50 | 1 | | 11/28/11 14:02 | 75-25-2 | |
| Bromomethane | **0.50U** | ug/L | 1.0 | 0.50 | 1 | | 11/28/11 14:02 | 74-83-9 | |
| 2-Butanone (MEK) | **5.0U** | ug/L | 10.0 | 5.0 | 1 | | 11/28/11 14:02 | 78-93-3 | |
| Carbon disulfide | **5.0U** | ug/L | 10.0 | 5.0 | 1 | | 11/28/11 14:02 | 75-15-0 | |
| Carbon tetrachloride | **0.50U** | ug/L | 1.0 | 0.50 | 1 | | 11/28/11 14:02 | 56-23-5 | |
| Chlorobenzene | **0.50U** | ug/L | 1.0 | 0.50 | 1 | | 11/28/11 14:02 | 108-90-7 | |
| Chloroethane | **0.50U** | ug/L | 1.0 | 0.50 | 1 | | 11/28/11 14:02 | 75-00-3 | |
| Chloroform | **0.50U** | ug/L | 1.0 | 0.50 | 1 | | 11/28/11 14:02 | 67-66-3 | |
| Chloromethane | **0.62U** | ug/L | 1.0 | 0.62 | 1 | | 11/28/11 14:02 | 74-87-3 | L3 |
| Dibromochloromethane | **0.26U** | ug/L | 0.50 | 0.26 | 1 | | 11/28/11 14:02 | 124-48-1 | |
| Dibromomethane | **0.50U** | ug/L | 1.0 | 0.50 | 1 | | 11/28/11 14:02 | 74-95-3 | |
| 1,2-Dichlorobenzene | **0.50U** | ug/L | 1.0 | 0.50 | 1 | | 11/28/11 14:02 | 95-50-1 | |
| 1,4-Dichlorobenzene | **0.50U** | ug/L | 1.0 | 0.50 | 1 | | 11/28/11 14:02 | 106-46-7 | |
| trans-1,4-Dichloro-2-butene | **5.0U** | ug/L | 10.0 | 5.0 | 1 | | 11/28/11 14:02 | 110-57-6 | |
| 1,1-Dichloroethane | **0.50U** | ug/L | 1.0 | 0.50 | 1 | | 11/28/11 14:02 | 75-34-3 | |
| 1,2-Dichloroethane | **0.50U** | ug/L | 1.0 | 0.50 | 1 | | 11/28/11 14:02 | 107-06-2 | |
| 1,1-Dichloroethene | **0.50U** | ug/L | 1.0 | 0.50 | 1 | | 11/28/11 14:02 | 75-35-4 | |
| cis-1,2-Dichloroethene | **0.50U** | ug/L | 1.0 | 0.50 | 1 | | 11/28/11 14:02 | 156-59-2 | |
| trans-1,2-Dichloroethene | **0.50U** | ug/L | 1.0 | 0.50 | 1 | | 11/28/11 14:02 | 156-60-5 | |
| 1,2-Dichloropropane | **0.50U** | ug/L | 1.0 | 0.50 | 1 | | 11/28/11 14:02 | 78-87-5 | |
| cis-1,3-Dichloropropene | **0.25U** | ug/L | 0.50 | 0.25 | 1 | | 11/28/11 14:02 | 10061-01-5 | |
| trans-1,3-Dichloropropene | **0.25U** | ug/L | 0.50 | 0.25 | 1 | | 11/28/11 14:02 | 10061-02-6 | |
| Ethylbenzene | **0.50U** | ug/L | 1.0 | 0.50 | 1 | | 11/28/11 14:02 | 100-41-4 | |
| 2-Hexanone | **5.0U** | ug/L | 10.0 | 5.0 | 1 | | 11/28/11 14:02 | 591-78-6 | |
| Iodomethane | **0.50U** | ug/L | 1.0 | 0.50 | 1 | | 11/28/11 14:02 | 74-88-4 | |
| Methylene Chloride | **2.5U** | ug/L | 5.0 | 2.5 | 1 | | 11/28/11 14:02 | 75-09-2 | |
| 4-Methyl-2-pentanone (MIBK) | **5.0U** | ug/L | 10.0 | 5.0 | 1 | | 11/28/11 14:02 | 108-10-1 | |
| Styrene | **0.50U** | ug/L | 1.0 | 0.50 | 1 | | 11/28/11 14:02 | 100-42-5 | |
| 1,1,1,2-Tetrachloroethane | **0.50U** | ug/L | 1.0 | 0.50 | 1 | | 11/28/11 14:02 | 630-20-6 | |
| 1,1,2,2-Tetrachloroethane | **0.12U** | ug/L | 0.50 | 0.12 | 1 | | 11/28/11 14:02 | 79-34-5 | |
| Tetrachloroethene | **0.50U** | ug/L | 1.0 | 0.50 | 1 | | 11/28/11 14:02 | 127-18-4 | |
| Toluene | **0.50U** | ug/L | 1.0 | 0.50 | 1 | | 11/28/11 14:02 | 108-88-3 | |
| 1,1,1-Trichloroethane | **0.50U** | ug/L | 1.0 | 0.50 | 1 | | 11/28/11 14:02 | 71-55-6 | |
| 1,1,2-Trichloroethane | **0.50U** | ug/L | 1.0 | 0.50 | 1 | | 11/28/11 14:02 | 79-00-5 | |
| Trichloroethene | **0.50U** | ug/L | 1.0 | 0.50 | 1 | | 11/28/11 14:02 | 79-01-6 | |
| Trichlorofluoromethane | **0.50U** | ug/L | 1.0 | 0.50 | 1 | | 11/28/11 14:02 | 75-69-4 | |
| 1,2,3-Trichloropropane | **0.36U** | ug/L | 0.50 | 0.36 | 1 | | 11/28/11 14:02 | 96-18-4 | |
| Vinyl acetate | **1.0U** | ug/L | 2.0 | 1.0 | 1 | | 11/28/11 14:02 | 108-05-4 | |
| Vinyl chloride | **0.50U** | ug/L | 1.0 | 0.50 | 1 | | 11/28/11 14:02 | 75-01-4 | |
| Xylene (Total) | **0.50U** | ug/L | 1.0 | 0.50 | 1 | | 11/28/11 14:02 | 1330-20-7 | |
| ***Surrogates*** | | | | | | | | | |
| 4-Bromofluorobenzene (S) | 107 | % | 70-114 | | 1 | | 11/28/11 14:02 | 460-00-4 | |
| Dibromofluoromethane (S) | 92 | % | 88-117 | | 1 | | 11/28/11 14:02 | 1868-53-7 | |
| 1,2-Dichloroethane-d4 (S) | 94 | % | 86-125 | | 1 | | 11/28/11 14:02 | 17060-07-0 | |
| Toluene-d8 (S) | 101 | % | 87-113 | | 1 | | 11/28/11 14:02 | 2037-26-5 | |

**Pace Analytical Services, Inc.**
8 East Tower Circle
Ormond Beach, FL 32174
(386)672-5668

# ANALYTICAL RESULTS

Project: Tomoka LF Semi-Annual
Pace Project No.: 3543458

**Sample: B59-2R** **Lab ID: 3543458008** Collected: 11/17/11 13:40 Received: 11/17/11 16:48 Matrix: Water

| Parameters | Results | Units | PQL | MDL | DF | Prepared | Analyzed | CAS No. | Qual |
|---|---|---|---|---|---|---|---|---|---|
| **2540C Total Dissolved Solids** | Analytical Method: SM 2540C | | | | | | | | |
| Total Dissolved Solids | **630** | mg/L | 5.0 | 5.0 | 1 | | 11/21/11 10:03 | | |
| **300.0 IC Anions** | Analytical Method: EPA 300.0 | | | | | | | | |
| Nitrate as N | **0.025U** | mg/L | 0.050 | 0.025 | 1 | | 11/18/11 14:45 | 14797-55-8 | |
| **300.0 IC Anions 28 Days** | Analytical Method: EPA 300.0 | | | | | | | | |
| Chloride | **27.8** | mg/L | 5.0 | 2.5 | 1 | | 11/18/11 14:45 | 16887-00-6 | |
| Sulfate | **89.3** | mg/L | 5.0 | 2.5 | 1 | | 11/18/11 14:45 | 14808-79-8 | |
| **350.1 Ammonia** | Analytical Method: EPA 350.1 | | | | | | | | |
| Nitrogen, Ammonia | **0.44** | mg/L | 0.050 | 0.020 | 1 | | 11/22/11 12:07 | 7664-41-7 | |

**Pace Analytical Services, Inc.**
8 East Tower Circle
Ormond Beach, FL 32174
(386)672-5668

# ANALYTICAL RESULTS

Project: Tomoka LF Semi-Annual
Pace Project No.: 3543458

**Sample: Trip blank (11/17/11)** **Lab ID: 3543458009** Collected: 11/17/11 08:00 Received: 11/17/11 16:48 Matrix: Water

| Parameters | Results | Units | PQL | MDL | DF | Prepared | Analyzed | CAS No. | Qual |
|---|---|---|---|---|---|---|---|---|---|
| **8260 MSV** | Analytical Method: EPA 8260 | | | | | | | | |
| Acetone | **5.0U** | ug/L | 10.0 | 5.0 | 1 | | 11/28/11 12:02 | 67-64-1 | |
| Acrylonitrile | **5.0U** | ug/L | 10.0 | 5.0 | 1 | | 11/28/11 12:02 | 107-13-1 | |
| Benzene | **0.50U** | ug/L | 1.0 | 0.50 | 1 | | 11/28/11 12:02 | 71-43-2 | |
| Bromochloromethane | **0.50U** | ug/L | 1.0 | 0.50 | 1 | | 11/28/11 12:02 | 74-97-5 | |
| Bromodichloromethane | **0.27U** | ug/L | 0.60 | 0.27 | 1 | | 11/28/11 12:02 | 75-27-4 | |
| Bromoform | **0.50U** | ug/L | 1.0 | 0.50 | 1 | | 11/28/11 12:02 | 75-25-2 | |
| Bromomethane | **0.50U** | ug/L | 1.0 | 0.50 | 1 | | 11/28/11 12:02 | 74-83-9 | |
| 2-Butanone (MEK) | **5.0U** | ug/L | 10.0 | 5.0 | 1 | | 11/28/11 12:02 | 78-93-3 | |
| Carbon disulfide | **5.0U** | ug/L | 10.0 | 5.0 | 1 | | 11/28/11 12:02 | 75-15-0 | |
| Carbon tetrachloride | **0.50U** | ug/L | 1.0 | 0.50 | 1 | | 11/28/11 12:02 | 56-23-5 | |
| Chlorobenzene | **0.50U** | ug/L | 1.0 | 0.50 | 1 | | 11/28/11 12:02 | 108-90-7 | |
| Chloroethane | **0.50U** | ug/L | 1.0 | 0.50 | 1 | | 11/28/11 12:02 | 75-00-3 | |
| Chloroform | **0.50U** | ug/L | 1.0 | 0.50 | 1 | | 11/28/11 12:02 | 67-66-3 | |
| Chloromethane | **0.62U** | ug/L | 1.0 | 0.62 | 1 | | 11/28/11 12:02 | 74-87-3 | L3 |
| 1,2-Dibromo-3-chloropropane | **1.0U** | ug/L | 2.0 | 1.0 | 1 | | 11/28/11 12:02 | 96-12-8 | |
| Dibromochloromethane | **0.26U** | ug/L | 0.50 | 0.26 | 1 | | 11/28/11 12:02 | 124-48-1 | |
| 1,2-Dibromoethane (EDB) | **0.50U** | ug/L | 1.0 | 0.50 | 1 | | 11/28/11 12:02 | 106-93-4 | |
| Dibromomethane | **0.50U** | ug/L | 1.0 | 0.50 | 1 | | 11/28/11 12:02 | 74-95-3 | |
| 1,2-Dichlorobenzene | **0.50U** | ug/L | 1.0 | 0.50 | 1 | | 11/28/11 12:02 | 95-50-1 | |
| 1,4-Dichlorobenzene | **0.50U** | ug/L | 1.0 | 0.50 | 1 | | 11/28/11 12:02 | 106-46-7 | |
| trans-1,4-Dichloro-2-butene | **5.0U** | ug/L | 10.0 | 5.0 | 1 | | 11/28/11 12:02 | 110-57-6 | |
| 1,1-Dichloroethane | **0.50U** | ug/L | 1.0 | 0.50 | 1 | | 11/28/11 12:02 | 75-34-3 | |
| 1,2-Dichloroethane | **0.50U** | ug/L | 1.0 | 0.50 | 1 | | 11/28/11 12:02 | 107-06-2 | |
| 1,1-Dichloroethene | **0.50U** | ug/L | 1.0 | 0.50 | 1 | | 11/28/11 12:02 | 75-35-4 | |
| cis-1,2-Dichloroethene | **0.50U** | ug/L | 1.0 | 0.50 | 1 | | 11/28/11 12:02 | 156-59-2 | |
| trans-1,2-Dichloroethene | **0.50U** | ug/L | 1.0 | 0.50 | 1 | | 11/28/11 12:02 | 156-60-5 | |
| 1,2-Dichloropropane | **0.50U** | ug/L | 1.0 | 0.50 | 1 | | 11/28/11 12:02 | 78-87-5 | |
| cis-1,3-Dichloropropene | **0.25U** | ug/L | 0.50 | 0.25 | 1 | | 11/28/11 12:02 | 10061-01-5 | |
| trans-1,3-Dichloropropene | **0.25U** | ug/L | 0.50 | 0.25 | 1 | | 11/28/11 12:02 | 10061-02-6 | |
| Ethylbenzene | **0.50U** | ug/L | 1.0 | 0.50 | 1 | | 11/28/11 12:02 | 100-41-4 | |
| 2-Hexanone | **5.0U** | ug/L | 10.0 | 5.0 | 1 | | 11/28/11 12:02 | 591-78-6 | |
| Iodomethane | **0.50U** | ug/L | 1.0 | 0.50 | 1 | | 11/28/11 12:02 | 74-88-4 | |
| Methylene Chloride | **2.5U** | ug/L | 5.0 | 2.5 | 1 | | 11/28/11 12:02 | 75-09-2 | |
| 4-Methyl-2-pentanone (MIBK) | **5.0U** | ug/L | 10.0 | 5.0 | 1 | | 11/28/11 12:02 | 108-10-1 | |
| Styrene | **0.50U** | ug/L | 1.0 | 0.50 | 1 | | 11/28/11 12:02 | 100-42-5 | |
| 1,1,1,2-Tetrachloroethane | **0.50U** | ug/L | 1.0 | 0.50 | 1 | | 11/28/11 12:02 | 630-20-6 | |
| 1,1,2,2-Tetrachloroethane | **0.12U** | ug/L | 0.50 | 0.12 | 1 | | 11/28/11 12:02 | 79-34-5 | |
| Tetrachloroethene | **0.50U** | ug/L | 1.0 | 0.50 | 1 | | 11/28/11 12:02 | 127-18-4 | |
| Toluene | **0.50U** | ug/L | 1.0 | 0.50 | 1 | | 11/28/11 12:02 | 108-88-3 | |
| 1,1,1-Trichloroethane | **0.50U** | ug/L | 1.0 | 0.50 | 1 | | 11/28/11 12:02 | 71-55-6 | |
| 1,1,2-Trichloroethane | **0.50U** | ug/L | 1.0 | 0.50 | 1 | | 11/28/11 12:02 | 79-00-5 | |
| Trichloroethene | **0.50U** | ug/L | 1.0 | 0.50 | 1 | | 11/28/11 12:02 | 79-01-6 | |
| Trichlorofluoromethane | **0.50U** | ug/L | 1.0 | 0.50 | 1 | | 11/28/11 12:02 | 75-69-4 | |
| 1,2,3-Trichloropropane | **0.36U** | ug/L | 0.50 | 0.36 | 1 | | 11/28/11 12:02 | 96-18-4 | |
| Vinyl acetate | **1.0U** | ug/L | 2.0 | 1.0 | 1 | | 11/28/11 12:02 | 108-05-4 | |
| Vinyl chloride | **0.50U** | ug/L | 1.0 | 0.50 | 1 | | 11/28/11 12:02 | 75-01-4 | |

**Pace Analytical Services, Inc.**
8 East Tower Circle
Ormond Beach, FL 32174
(386)672-5668

# ANALYTICAL RESULTS

Project: Tomoka LF Semi-Annual
Pace Project No.: 3543458

**Sample: Trip blank (11/17/11)** **Lab ID: 3543458009** Collected: 11/17/11 08:00 Received: 11/17/11 16:48 Matrix: Water

| Parameters | Results | Units | PQL | MDL | DF | Prepared | Analyzed | CAS No. | Qual |
|---|---|---|---|---|---|---|---|---|---|
| **8260 MSV** | Analytical Method: EPA 8260 | | | | | | | | |
| Xylene (Total) | **0.50U** | ug/L | 1.0 | 0.50 | 1 | | 11/28/11 12:02 | 1330-20-7 | |
| ***Surrogates*** | | | | | | | | | |
| 4-Bromofluorobenzene (S) | 106 | % | 70-114 | | 1 | | 11/28/11 12:02 | 460-00-4 | |
| Dibromofluoromethane (S) | 96 | % | 88-117 | | 1 | | 11/28/11 12:02 | 1868-53-7 | |
| 1,2-Dichloroethane-d4 (S) | 96 | % | 86-125 | | 1 | | 11/28/11 12:02 | 17060-07-0 | |
| Toluene-d8 (S) | 100 | % | 87-113 | | 1 | | 11/28/11 12:02 | 2037-26-5 | |

**Pace Analytical Services, Inc.**
8 East Tower Circle
Ormond Beach, FL 32174
(386)672-5668

# QUALITY CONTROL DATA

Project: Tomoka LF Semi-Annual
Pace Project No.: 3543458

QC Batch: MERP/2270 Analysis Method: EPA 7470
QC Batch Method: EPA 7470 Analysis Description: 7470 Mercury
Associated Lab Samples: 3543458001, 3543458002, 3543458003, 3543458004, 3543458005, 3543458006, 3543458007, 3543458008

METHOD BLANK: 293747 Matrix: Water
Associated Lab Samples: 3543458001, 3543458002, 3543458003, 3543458004, 3543458005, 3543458006, 3543458007, 3543458008

| Parameter | Units | Blank Result | Reporting Limit | Analyzed | Qualifiers |
|---|---|---|---|---|---|
| Mercury | ug/L | 0.10U | 0.20 | 11/18/11 11:46 | |

LABORATORY CONTROL SAMPLE: 293748

| Parameter | Units | Spike Conc. | LCS Result | LCS % Rec | % Rec Limits | Qualifiers |
|---|---|---|---|---|---|---|
| Mercury | ug/L | 2 | 2.3 | 113 | 80-120 | |

MATRIX SPIKE & MATRIX SPIKE DUPLICATE: 293776 293777

| Parameter | Units | 3543358003 Result | MS Spike Conc. | MSD Spike Conc. | MS Result | MSD Result | MS % Rec | MSD % Rec | % Rec Limits | RPD | Max RPD | Qual |
|---|---|---|---|---|---|---|---|---|---|---|---|---|
| Mercury | ug/L | 0.10U | 2 | 2 | 2.3 | 2.2 | 114 | 111 | 80-120 | 3 | 20 | |

**Pace Analytical Services, Inc.**
8 East Tower Circle
Ormond Beach, FL 32174
(386)672-5668

# QUALITY CONTROL DATA

Project: Tomoka LF Semi-Annual
Pace Project No.: 3543458

QC Batch: MPRP/6496 | Analysis Method: EPA 6010
QC Batch Method: EPA 3010 | Analysis Description: 6010 MET
Associated Lab Samples: 3543458001, 3543458002, 3543458003, 3543458004, 3543458005, 3543458006, 3543458007, 3543458008

METHOD BLANK: 293916 | Matrix: Water
Associated Lab Samples: 3543458001, 3543458002, 3543458003, 3543458004, 3543458005, 3543458006, 3543458007, 3543458008

| Parameter | Units | Blank Result | Reporting Limit | Analyzed | Qualifiers |
|---|---|---|---|---|---|
| Arsenic | ug/L | 5.0U | 10.0 | 11/18/11 21:29 | |
| Barium | ug/L | 5.0U | 10.0 | 11/18/11 21:29 | |
| Beryllium | ug/L | 0.50U | 1.0 | 11/18/11 21:29 | |
| Cadmium | ug/L | 0.50U | 1.0 | 11/18/11 21:29 | |
| Chromium | ug/L | 2.5U | 5.0 | 11/18/11 21:29 | |
| Cobalt | ug/L | 5.0U | 10.0 | 11/18/11 21:29 | |
| Copper | ug/L | 2.5U | 5.0 | 11/18/11 21:29 | |
| Iron | ug/L | 20.0U | 40.0 | 11/18/11 21:29 | |
| Lead | ug/L | 5.0U | 10.0 | 11/18/11 21:29 | |
| Nickel | ug/L | 2.5U | 5.0 | 11/18/11 21:29 | |
| Selenium | ug/L | 7.5U | 15.0 | 11/18/11 21:29 | |
| Silver | ug/L | 2.5U | 5.0 | 11/18/11 21:29 | |
| Sodium | mg/L | 0.50U | 1.0 | 11/18/11 21:29 | |
| Vanadium | ug/L | 5.0U | 10.0 | 11/18/11 21:29 | |
| Zinc | ug/L | 10.0U | 20.0 | 11/18/11 21:29 | |

LABORATORY CONTROL SAMPLE: 293917

| Parameter | Units | Spike Conc. | LCS Result | LCS % Rec | % Rec Limits | Qualifiers |
|---|---|---|---|---|---|---|
| Arsenic | ug/L | 250 | 253 | 101 | 80-120 | |
| Barium | ug/L | 250 | 270 | 108 | 80-120 | |
| Beryllium | ug/L | 25 | 26.3 | 105 | 80-120 | |
| Cadmium | ug/L | 25 | 26.4 | 106 | 80-120 | |
| Chromium | ug/L | 250 | 273 | 109 | 80-120 | |
| Cobalt | ug/L | 250 | 270 | 108 | 80-120 | |
| Copper | ug/L | 250 | 267 | 107 | 80-120 | |
| Iron | ug/L | 2500 | 2640 | 106 | 80-120 | |
| Lead | ug/L | 250 | 250 | 100 | 80-120 | |
| Nickel | ug/L | 250 | 270 | 108 | 80-120 | |
| Selenium | ug/L | 250 | 263 | 105 | 80-120 | |
| Silver | ug/L | 25 | 27.6 | 110 | 80-120 | |
| Sodium | mg/L | 12.5 | 14.0 | 112 | 80-120 | |
| Vanadium | ug/L | 250 | 268 | 107 | 80-120 | |
| Zinc | ug/L | 1250 | 1320 | 105 | 80-120 | |

MATRIX SPIKE & MATRIX SPIKE DUPLICATE: 293918 293919

| Parameter | Units | 3543458002 Result | MS Spike Conc. | MSD Spike Conc. | MS Result | MSD Result | MS % Rec | MSD % Rec | % Rec Limits | RPD | Max RPD | Qual |
|---|---|---|---|---|---|---|---|---|---|---|---|---|
| Arsenic | ug/L | 5.0U | 250 | 250 | 261 | 260 | 104 | 104 | 75-125 | .3 | 20 | |

**Pace Analytical Services, Inc.**
8 East Tower Circle
Ormond Beach, FL 32174
(386)672-5668

# QUALITY CONTROL DATA

Project: Tomoka LF Semi-Annual
Pace Project No.: 3543458

MATRIX SPIKE & MATRIX SPIKE DUPLICATE: 293918 293919

| Parameter | Units | 3543458002 Result | MS Spike Conc. | MSD Spike Conc. | MS Result | MSD Result | MS % Rec | MSD % Rec | % Rec Limits | RPD | Max RPD | Qual |
|---|---|---|---|---|---|---|---|---|---|---|---|---|
| Barium | ug/L | 107 | 250 | 250 | 370 | 376 | 105 | 107 | 75-125 | 2 | 20 | |
| Beryllium | ug/L | 0.50U | 25 | 25 | 26.3 | 26.3 | 104 | 105 | 75-125 | .3 | 20 | |
| Cadmium | ug/L | 0.50U | 25 | 25 | 25.5 | 25.4 | 102 | 102 | 75-125 | .3 | 20 | |
| Chromium | ug/L | 2.5U | 250 | 250 | 270 | 269 | 108 | 107 | 75-125 | .6 | 20 | |
| Cobalt | ug/L | 5.0U | 250 | 250 | 265 | 264 | 106 | 105 | 75-125 | .2 | 20 | |
| Copper | ug/L | 2.5U | 250 | 250 | 272 | 270 | 109 | 108 | 75-125 | .7 | 20 | |
| Iron | ug/L | 10800 | 2500 | 2500 | 13300 | 13500 | 98 | 108 | 75-125 | 2 | 20 | |
| Lead | ug/L | 5.0U | 250 | 250 | 257 | 256 | 102 | 101 | 75-125 | .5 | 20 | |
| Nickel | ug/L | 3.8 I | 250 | 250 | 266 | 265 | 105 | 105 | 75-125 | .2 | 20 | |
| Selenium | ug/L | 7.5U | 250 | 250 | 260 | 261 | 103 | 104 | 75-125 | .5 | 20 | |
| Silver | ug/L | 2.5U | 25 | 25 | 27.3 | 27.2 | 108 | 107 | 75-125 | .6 | 20 | |
| Sodium | mg/L | 55.8 | 12.5 | 12.5 | 68.0 | 70.0 | 98 | 114 | 75-125 | 3 | 20 | |
| Vanadium | ug/L | 5.2 I | 250 | 250 | 274 | 274 | 108 | 108 | 75-125 | 0 | 20 | |
| Zinc | ug/L | 10.0U | 1250 | 1250 | 1310 | 1310 | 105 | 104 | 75-125 | .4 | 20 | |

**Pace Analytical Services, Inc.**
8 East Tower Circle
Ormond Beach, FL 32174
(386)672-5668

# QUALITY CONTROL DATA

Project: Tomoka LF Semi-Annual
Pace Project No.: 3543458

QC Batch: MPRP/6497 | Analysis Method: EPA 6020
QC Batch Method: EPA 3010 | Analysis Description: 6020 MET
Associated Lab Samples: 3543458001, 3543458002, 3543458003, 3543458004, 3543458005, 3543458006, 3543458007, 3543458008

METHOD BLANK: 293920 | Matrix: Water
Associated Lab Samples: 3543458001, 3543458002, 3543458003, 3543458004, 3543458005, 3543458006, 3543458007, 3543458008

| Parameter | Units | Blank Result | Reporting Limit | Analyzed | Qualifiers |
|---|---|---|---|---|---|
| Antimony | ug/L | 0.50U | 1.0 | 11/21/11 14:25 | |
| Thallium | ug/L | 0.50U | 1.0 | 11/21/11 14:25 | |

LABORATORY CONTROL SAMPLE: 293921

| Parameter | Units | Spike Conc. | LCS Result | LCS % Rec | % Rec Limits | Qualifiers |
|---|---|---|---|---|---|---|
| Antimony | ug/L | 50 | 50.3 | 101 | 90-110 | |
| Thallium | ug/L | 50 | 50.3 | 101 | 90-110 | |

MATRIX SPIKE & MATRIX SPIKE DUPLICATE: 293922 293923

| Parameter | Units | 3543458007 Result | MS Spike Conc. | MSD Spike Conc. | MS Result | MSD Result | MS % Rec | MSD % Rec | % Rec Limits | RPD | Max RPD | Qual |
|---|---|---|---|---|---|---|---|---|---|---|---|---|
| Antimony | ug/L | 0.50U | 50 | 50 | 50.0 | 50.6 | 100 | 101 | 70-130 | 1 | 20 | |
| Thallium | ug/L | 0.50U | 50 | 50 | 50.5 | 51.2 | 101 | 102 | 70-130 | 1 | 20 | |

**Pace Analytical Services, Inc.**
8 East Tower Circle
Ormond Beach, FL 32174
(386)672-5668

# QUALITY CONTROL DATA

Project: Tomoka LF Semi-Annual
Pace Project No.: 3543458

QC Batch: MSV/4204 Analysis Method: EPA 8260
QC Batch Method: EPA 8260 Analysis Description: 8260 MSV
Associated Lab Samples: 3543458001, 3543458002, 3543458003, 3543458004

METHOD BLANK: 297515 Matrix: Water
Associated Lab Samples: 3543458001, 3543458002, 3543458003, 3543458004

| Parameter | Units | Blank Result | Reporting Limit | Analyzed | Qualifiers |
|---|---|---|---|---|---|
| 1,1,1,2-Tetrachloroethane | ug/L | 0.50U | 1.0 | 11/27/11 19:59 | |
| 1,1,1-Trichloroethane | ug/L | 0.50U | 1.0 | 11/27/11 19:59 | |
| 1,1,2,2-Tetrachloroethane | ug/L | 0.12U | 0.50 | 11/27/11 19:59 | |
| 1,1,2-Trichloroethane | ug/L | 0.50U | 1.0 | 11/27/11 19:59 | |
| 1,1-Dichloroethane | ug/L | 0.50U | 1.0 | 11/27/11 19:59 | |
| 1,1-Dichloroethene | ug/L | 0.50U | 1.0 | 11/27/11 19:59 | |
| 1,2,3-Trichloropropane | ug/L | 0.36U | 0.50 | 11/27/11 19:59 | |
| 1,2-Dibromo-3-chloropropane | ug/L | 1.0U | 2.0 | 11/27/11 19:59 | |
| 1,2-Dibromoethane (EDB) | ug/L | 0.50U | 1.0 | 11/27/11 19:59 | |
| 1,2-Dichlorobenzene | ug/L | 0.50U | 1.0 | 11/27/11 19:59 | |
| 1,2-Dichloroethane | ug/L | 0.50U | 1.0 | 11/27/11 19:59 | |
| 1,2-Dichloropropane | ug/L | 0.50U | 1.0 | 11/27/11 19:59 | |
| 1,4-Dichlorobenzene | ug/L | 0.50U | 1.0 | 11/27/11 19:59 | |
| 2-Butanone (MEK) | ug/L | 5.0U | 10.0 | 11/27/11 19:59 | |
| 2-Hexanone | ug/L | 5.0U | 10.0 | 11/27/11 19:59 | |
| 4-Methyl-2-pentanone (MIBK) | ug/L | 5.0U | 10.0 | 11/27/11 19:59 | |
| Acetone | ug/L | 5.0U | 10.0 | 11/27/11 19:59 | |
| Acrylonitrile | ug/L | 5.0U | 10.0 | 11/27/11 19:59 | |
| Benzene | ug/L | 0.50U | 1.0 | 11/27/11 19:59 | |
| Bromochloromethane | ug/L | 0.50U | 1.0 | 11/27/11 19:59 | |
| Bromodichloromethane | ug/L | 0.27U | 0.60 | 11/27/11 19:59 | |
| Bromoform | ug/L | 0.50U | 1.0 | 11/27/11 19:59 | |
| Bromomethane | ug/L | 0.50U | 1.0 | 11/27/11 19:59 | |
| Carbon disulfide | ug/L | 5.0U | 10.0 | 11/27/11 19:59 | |
| Carbon tetrachloride | ug/L | 0.50U | 1.0 | 11/27/11 19:59 | |
| Chlorobenzene | ug/L | 0.50U | 1.0 | 11/27/11 19:59 | |
| Chloroethane | ug/L | 0.50U | 1.0 | 11/27/11 19:59 | |
| Chloroform | ug/L | 0.50U | 1.0 | 11/27/11 19:59 | |
| Chloromethane | ug/L | 0.62U | 1.0 | 11/27/11 19:59 | |
| cis-1,2-Dichloroethene | ug/L | 0.50U | 1.0 | 11/27/11 19:59 | |
| cis-1,3-Dichloropropene | ug/L | 0.25U | 0.50 | 11/27/11 19:59 | |
| Dibromochloromethane | ug/L | 0.26U | 0.50 | 11/27/11 19:59 | |
| Dibromomethane | ug/L | 0.50U | 1.0 | 11/27/11 19:59 | |
| Ethylbenzene | ug/L | 0.50U | 1.0 | 11/27/11 19:59 | |
| Iodomethane | ug/L | 0.50U | 1.0 | 11/27/11 19:59 | |
| Methylene Chloride | ug/L | 2.5U | 5.0 | 11/27/11 19:59 | |
| Styrene | ug/L | 0.50U | 1.0 | 11/27/11 19:59 | |
| Tetrachloroethene | ug/L | 0.50U | 1.0 | 11/27/11 19:59 | |
| Toluene | ug/L | 0.50U | 1.0 | 11/27/11 19:59 | |
| trans-1,2-Dichloroethene | ug/L | 0.50U | 1.0 | 11/27/11 19:59 | |
| trans-1,3-Dichloropropene | ug/L | 0.25U | 0.50 | 11/27/11 19:59 | |
| trans-1,4-Dichloro-2-butene | ug/L | 5.0U | 10.0 | 11/27/11 19:59 | |
| Trichloroethene | ug/L | 0.50U | 1.0 | 11/27/11 19:59 | |

**Pace Analytical Services, Inc.**
8 East Tower Circle
Ormond Beach, FL 32174
(386)672-5668

# QUALITY CONTROL DATA

Project: Tomoka LF Semi-Annual
Pace Project No.: 3543458

METHOD BLANK: 297515 Matrix: Water

Associated Lab Samples: 3543458001, 3543458002, 3543458003, 3543458004

| Parameter | Units | Blank Result | Reporting Limit | Analyzed | Qualifiers |
|---|---|---|---|---|---|
| Trichlorofluoromethane | ug/L | 0.50U | 1.0 | 11/27/11 19:59 | |
| Vinyl acetate | ug/L | 1.0U | 2.0 | 11/27/11 19:59 | |
| Vinyl chloride | ug/L | 0.50U | 1.0 | 11/27/11 19:59 | |
| Xylene (Total) | ug/L | 0.72 I | 1.0 | 11/27/11 19:59 | |
| 1,2-Dichloroethane-d4 (S) | % | 97 | 86-125 | 11/27/11 19:59 | |
| 4-Bromofluorobenzene (S) | % | 99 | 70-114 | 11/27/11 19:59 | |
| Dibromofluoromethane (S) | % | 100 | 88-117 | 11/27/11 19:59 | |
| Toluene-d8 (S) | % | 100 | 87-113 | 11/27/11 19:59 | |

LABORATORY CONTROL SAMPLE: 297516

| Parameter | Units | Spike Conc. | LCS Result | LCS % Rec | % Rec Limits | Qualifiers |
|---|---|---|---|---|---|---|
| 1,1,1,2-Tetrachloroethane | ug/L | 20 | 19.2 | 96 | 70-130 | |
| 1,1,1-Trichloroethane | ug/L | 20 | 18.9 | 95 | 70-130 | |
| 1,1,2,2-Tetrachloroethane | ug/L | 20 | 18.2 | 91 | 70-130 | |
| 1,1,2-Trichloroethane | ug/L | 20 | 18.1 | 91 | 70-130 | |
| 1,1-Dichloroethane | ug/L | 20 | 19.1 | 96 | 70-130 | |
| 1,1-Dichloroethene | ug/L | 20 | 18.8 | 94 | 70-130 | |
| 1,2,3-Trichloropropane | ug/L | 20 | 19.0 | 95 | 70-130 | |
| 1,2-Dibromo-3-chloropropane | ug/L | 20 | 17.7 | 89 | 64-130 | |
| 1,2-Dibromoethane (EDB) | ug/L | 20 | 18.1 | 91 | 70-130 | |
| 1,2-Dichlorobenzene | ug/L | 20 | 19.5 | 98 | 70-130 | |
| 1,2-Dichloroethane | ug/L | 20 | 18.4 | 92 | 70-130 | |
| 1,2-Dichloropropane | ug/L | 20 | 18.5 | 93 | 70-130 | |
| 1,4-Dichlorobenzene | ug/L | 20 | 18.4 | 92 | 70-130 | |
| 2-Butanone (MEK) | ug/L | 20 | 17.0 | 85 | 55-167 | |
| 2-Hexanone | ug/L | 20 | 21.8 | 109 | 65-130 | |
| 4-Methyl-2-pentanone (MIBK) | ug/L | 20 | 19.4 | 97 | 70-130 | |
| Acetone | ug/L | 20 | 14.6 | 73 | 40-150 | |
| Acrylonitrile | ug/L | 200 | 192 | 96 | 70-130 | |
| Benzene | ug/L | 20 | 19.5 | 97 | 70-130 | |
| Bromochloromethane | ug/L | 20 | 18.7 | 94 | 70-130 | |
| Bromodichloromethane | ug/L | 20 | 18.2 | 91 | 70-130 | |
| Bromoform | ug/L | 20 | 18.2 | 91 | 68-130 | |
| Bromomethane | ug/L | 20 | 19.6 | 98 | 38-179 | |
| Carbon disulfide | ug/L | 20 | 20.3 | 102 | 51-155 | |
| Carbon tetrachloride | ug/L | 20 | 19.0 | 95 | 70-130 | |
| Chlorobenzene | ug/L | 20 | 23.0 | 115 | 70-130 | |
| Chloroethane | ug/L | 20 | 21.4 | 107 | 59-149 | |
| Chloroform | ug/L | 20 | 18.5 | 92 | 70-130 | |
| Chloromethane | ug/L | 20 | 21.6 | 108 | 68-130 | |
| cis-1,2-Dichloroethene | ug/L | 20 | 18.7 | 94 | 70-130 | |
| cis-1,3-Dichloropropene | ug/L | 20 | 18.6 | 93 | 70-130 | |
| Dibromochloromethane | ug/L | 20 | 18.2 | 91 | 70-130 | |
| Dibromomethane | ug/L | 20 | 19.0 | 95 | 70-130 | |

**Pace Analytical Services, Inc.**
8 East Tower Circle
Ormond Beach, FL 32174
(386)672-5668

# QUALITY CONTROL DATA

Project: Tomoka LF Semi-Annual
Pace Project No.: 3543458

LABORATORY CONTROL SAMPLE: 297516

| Parameter | Units | Spike Conc. | LCS Result | LCS % Rec | % Rec Limits | Qualifiers |
|---|---|---|---|---|---|---|
| Ethylbenzene | ug/L | 20 | 19.1 | 95 | 70-130 | |
| Iodomethane | ug/L | 20 | 19.8 | 99 | 43-160 | |
| Methylene Chloride | ug/L | 20 | 20.6 | 103 | 70-130 | |
| Styrene | ug/L | 20 | 20.2 | 101 | 70-130 | |
| Tetrachloroethene | ug/L | 20 | 19.5 | 97 | 66-133 | |
| Toluene | ug/L | 20 | 19.0 | 95 | 70-130 | |
| trans-1,2-Dichloroethene | ug/L | 20 | 18.4 | 92 | 70-130 | |
| trans-1,3-Dichloropropene | ug/L | 20 | 18.7 | 94 | 70-130 | |
| trans-1,4-Dichloro-2-butene | ug/L | 20 | 19.5 | 97 | 65-130 | |
| Trichloroethene | ug/L | 20 | 19.6 | 98 | 70-130 | |
| Trichlorofluoromethane | ug/L | 20 | 19.1 | 95 | 70-131 | |
| Vinyl acetate | ug/L | 20 | 18.5 | 93 | 69-135 | |
| Vinyl chloride | ug/L | 20 | 19.4 | 97 | 69-140 | |
| Xylene (Total) | ug/L | 60 | 55.9 | 93 | 70-130 | |
| 1,2-Dichloroethane-d4 (S) | % | | | 94 | 86-125 | |
| 4-Bromofluorobenzene (S) | % | | | 100 | 70-114 | |
| Dibromofluoromethane (S) | % | | | 100 | 88-117 | |
| Toluene-d8 (S) | % | | | 99 | 87-113 | |

MATRIX SPIKE & MATRIX SPIKE DUPLICATE: 297517 297518

| Parameter | Units | 3543458003 Result | MS Spike Conc. | MSD Spike Conc. | MS Result | MSD Result | MS % Rec | MSD % Rec | % Rec Limits | RPD | Max RPD | Qual |
|---|---|---|---|---|---|---|---|---|---|---|---|---|
| 1,1,1,2-Tetrachloroethane | ug/L | 0.50U | 20 | 20 | 19.1 | 19.0 | 95 | 95 | 39-130 | .3 | 40 | |
| 1,1,1-Trichloroethane | ug/L | 0.50U | 20 | 20 | 20.6 | 20.6 | 103 | 103 | 47-141 | .2 | 40 | |
| 1,1,2,2-Tetrachloroethane | ug/L | 0.12U | 20 | 20 | 17.3 | 17.8 | 87 | 89 | 49-131 | 3 | 40 | |
| 1,1,2-Trichloroethane | ug/L | 0.50U | 20 | 20 | 18.5 | 18.8 | 92 | 94 | 50-130 | 2 | 40 | |
| 1,1-Dichloroethane | ug/L | 0.50U | 20 | 20 | 20.0 | 19.6 | 100 | 98 | 54-137 | 2 | 40 | |
| 1,1-Dichloroethene | ug/L | 0.50U | 20 | 20 | 20.3 | 20.2 | 102 | 101 | 45-155 | .4 | 40 | |
| 1,2,3-Trichloropropane | ug/L | 0.36U | 20 | 20 | 18.0 | 18.3 | 90 | 92 | 31-132 | 2 | 40 | |
| 1,2-Dibromo-3-chloropropane | ug/L | 1.0U | 20 | 20 | 16.3 | 17.3 | 81 | 86 | 37-130 | 6 | 40 | |
| 1,2-Dibromoethane (EDB) | ug/L | 0.50U | 20 | 20 | 18.1 | 18.2 | 91 | 91 | 51-132 | .6 | 40 | |
| 1,2-Dichlorobenzene | ug/L | 0.50U | 20 | 20 | 18.4 | 18.7 | 92 | 94 | 43-130 | 2 | 40 | |
| 1,2-Dichloroethane | ug/L | 0.50U | 20 | 20 | 18.7 | 18.6 | 93 | 93 | 54-130 | .2 | 40 | |
| 1,2-Dichloropropane | ug/L | 0.50U | 20 | 20 | 18.4 | 18.8 | 92 | 94 | 53-130 | 2 | 40 | |
| 1,4-Dichlorobenzene | ug/L | 0.50U | 20 | 20 | 17.4 | 17.8 | 87 | 89 | 38-130 | 2 | 40 | |
| 2-Butanone (MEK) | ug/L | 5.0U | 20 | 20 | 17.8 | 18.0 | 89 | 90 | 48-138 | 1 | 40 | |
| 2-Hexanone | ug/L | 5.0U | 20 | 20 | 17.6 | 21.1 | 88 | 106 | 38-130 | 18 | 40 | |
| 4-Methyl-2-pentanone (MIBK) | ug/L | 5.0U | 20 | 20 | 18.2 | 18.4 | 91 | 92 | 28-143 | .8 | 40 | |
| Acetone | ug/L | 5.0U | 20 | 20 | 14.6 | 16.5 | 65 | 75 | 20-140 | 12 | 40 | |
| Acrylonitrile | ug/L | 5.0U | 200 | 200 | 184 | 189 | 92 | 94 | 46-130 | 2 | 40 | |
| Benzene | ug/L | 0.50U | 20 | 20 | 20.1 | 20.4 | 100 | 102 | 53-132 | 1 | 40 | |
| Bromochloromethane | ug/L | 0.50U | 20 | 20 | 19.2 | 20.4 | 96 | 102 | 54-132 | 6 | 40 | |
| Bromodichloromethane | ug/L | 0.27U | 20 | 20 | 18.3 | 18.4 | 92 | 92 | 46-130 | .5 | 40 | |
| Bromoform | ug/L | 0.50U | 20 | 20 | 18.0 | 18.5 | 90 | 93 | 32-130 | 3 | 40 | |
| Bromomethane | ug/L | 0.50U | 20 | 20 | 21.1 | 23.1 | 106 | 116 | 20-152 | 9 | 40 | |
| Carbon disulfide | ug/L | 5.0U | 20 | 20 | 22.2 | 20.8 | 111 | 104 | 28-184 | 7 | 40 | |

**Pace Analytical Services, Inc.**
8 East Tower Circle
Ormond Beach, FL 32174
(386)672-5668

# QUALITY CONTROL DATA

Project: Tomoka LF Semi-Annual
Pace Project No.: 3543458

MATRIX SPIKE & MATRIX SPIKE DUPLICATE: 297517 297518

| Parameter | Units | 3543458003 Result | MS Spike Conc. | MSD Spike Conc. | MS Result | MSD Result | MS % Rec | MSD % Rec | % Rec Limits | RPD | Max RPD | Qual |
|---|---|---|---|---|---|---|---|---|---|---|---|---|
| Carbon tetrachloride | ug/L | 0.50U | 20 | 20 | 20.9 | 20.7 | 104 | 104 | 37-137 | .8 | 40 | |
| Chlorobenzene | ug/L | 0.50U | 20 | 20 | 23.3 | 23.6 | 116 | 118 | 46-130 | 1 | 40 | |
| Chloroethane | ug/L | 0.50U | 20 | 20 | 22.9 | 22.3 | 115 | 112 | 48-159 | 3 | 40 | |
| Chloroform | ug/L | 0.50U | 20 | 20 | 18.9 | 18.8 | 95 | 94 | 51-130 | .5 | 40 | |
| Chloromethane | ug/L | 0.62U | 20 | 20 | 22.4 | 22.3 | 112 | 111 | 39-144 | .5 | 40 | |
| cis-1,2-Dichloroethene | ug/L | 0.50U | 20 | 20 | 18.6 | 18.6 | 93 | 93 | 54-130 | .09 | 40 | |
| cis-1,3-Dichloropropene | ug/L | 0.25U | 20 | 20 | 17.7 | 18.0 | 88 | 90 | 45-130 | 2 | 40 | |
| Dibromochloromethane | ug/L | 0.26U | 20 | 20 | 18.0 | 18.1 | 90 | 91 | 43-130 | .8 | 40 | |
| Dibromomethane | ug/L | 0.50U | 20 | 20 | 19.5 | 20.1 | 97 | 101 | 50-130 | 3 | 40 | |
| Ethylbenzene | ug/L | 0.50U | 20 | 20 | 19.6 | 19.8 | 96 | 98 | 43-130 | 1 | 40 | |
| Iodomethane | ug/L | 0.50U | 20 | 20 | 21.6 | 25.3 | 108 | 127 | 20-169 | 16 | 40 | |
| Methylene Chloride | ug/L | 2.5U | 20 | 20 | 20.3 | 20.6 | 101 | 103 | 51-135 | 2 | 40 | |
| Styrene | ug/L | 0.50U | 20 | 20 | 20.1 | 20.6 | 100 | 103 | 40-130 | 3 | 40 | |
| Tetrachloroethene | ug/L | 0.50U | 20 | 20 | 20.5 | 20.3 | 102 | 101 | 26-130 | 1 | 40 | |
| Toluene | ug/L | 0.50U | 20 | 20 | 19.3 | 19.3 | 95 | 95 | 50-130 | .2 | 40 | |
| trans-1,2-Dichloroethene | ug/L | 0.50U | 20 | 20 | 18.7 | 18.9 | 94 | 95 | 48-142 | 1 | 40 | |
| trans-1,3-Dichloropropene | ug/L | 0.25U | 20 | 20 | 17.7 | 17.7 | 88 | 89 | 45-130 | .3 | 40 | |
| trans-1,4-Dichloro-2-butene | ug/L | 5.0U | 20 | 20 | 17.3 | 17.6 | 87 | 88 | 20-139 | 2 | 40 | |
| Trichloroethene | ug/L | 0.50U | 20 | 20 | 21.1 | 20.8 | 105 | 104 | 42-133 | 1 | 40 | |
| Trichlorofluoromethane | ug/L | 0.50U | 20 | 20 | 21.5 | 21.2 | 108 | 106 | 46-146 | 2 | 40 | |
| Vinyl acetate | ug/L | 1.0U | 20 | 20 | 17.6 | 17.6 | 88 | 88 | 20-165 | .2 | 40 | |
| Vinyl chloride | ug/L | 0.50U | 20 | 20 | 21.2 | 21.7 | 106 | 108 | 57-142 | 2 | 40 | |
| Xylene (Total) | ug/L | 0.75 I | 60 | 60 | 57.4 | 57.7 | 94 | 95 | 42-130 | .5 | 40 | |
| 1,2-Dichloroethane-d4 (S) | % | | | | | | 91 | 95 | 86-125 | | | |
| 4-Bromofluorobenzene (S) | % | | | | | | 108 | 109 | 70-114 | | | |
| Dibromofluoromethane (S) | % | | | | | | 101 | 100 | 88-117 | | | |
| Toluene-d8 (S) | % | | | | | | 100 | 101 | 87-113 | | | |

**Pace Analytical Services, Inc.**
8 East Tower Circle
Ormond Beach, FL 32174
(386)672-5668

# QUALITY CONTROL DATA

Project: Tomoka LF Semi-Annual
Pace Project No.: 3543458

QC Batch: MSV/4208 Analysis Method: EPA 8260
QC Batch Method: EPA 8260 Analysis Description: 8260 MSV
Associated Lab Samples: 3543458005, 3543458006, 3543458007, 3543458008, 3543458009

METHOD BLANK: 297663 Matrix: Water
Associated Lab Samples: 3543458005, 3543458006, 3543458007, 3543458008, 3543458009

| Parameter | Units | Blank Result | Reporting Limit | Analyzed | Qualifiers |
|---|---|---|---|---|---|
| 1,1,1,2-Tetrachloroethane | ug/L | 0.50U | 1.0 | 11/28/11 10:50 | |
| 1,1,1-Trichloroethane | ug/L | 0.50U | 1.0 | 11/28/11 10:50 | |
| 1,1,2,2-Tetrachloroethane | ug/L | 0.12U | 0.50 | 11/28/11 10:50 | |
| 1,1,2-Trichloroethane | ug/L | 0.50U | 1.0 | 11/28/11 10:50 | |
| 1,1-Dichloroethane | ug/L | 0.50U | 1.0 | 11/28/11 10:50 | |
| 1,1-Dichloroethene | ug/L | 0.50U | 1.0 | 11/28/11 10:50 | |
| 1,2,3-Trichloropropane | ug/L | 0.36U | 0.50 | 11/28/11 10:50 | |
| 1,2-Dibromo-3-chloropropane | ug/L | 1.0U | 2.0 | 11/28/11 10:50 | |
| 1,2-Dibromoethane (EDB) | ug/L | 0.50U | 1.0 | 11/28/11 10:50 | |
| 1,2-Dichlorobenzene | ug/L | 0.50U | 1.0 | 11/28/11 10:50 | |
| 1,2-Dichloroethane | ug/L | 0.50U | 1.0 | 11/28/11 10:50 | |
| 1,2-Dichloropropane | ug/L | 0.50U | 1.0 | 11/28/11 10:50 | |
| 1,4-Dichlorobenzene | ug/L | 0.50U | 1.0 | 11/28/11 10:50 | |
| 2-Butanone (MEK) | ug/L | 5.0U | 10.0 | 11/28/11 10:50 | |
| 2-Hexanone | ug/L | 5.0U | 10.0 | 11/28/11 10:50 | |
| 4-Methyl-2-pentanone (MIBK) | ug/L | 5.0U | 10.0 | 11/28/11 10:50 | |
| Acetone | ug/L | 5.0U | 10.0 | 11/28/11 10:50 | |
| Acrylonitrile | ug/L | 5.0U | 10.0 | 11/28/11 10:50 | |
| Benzene | ug/L | 0.50U | 1.0 | 11/28/11 10:50 | |
| Bromochloromethane | ug/L | 0.50U | 1.0 | 11/28/11 10:50 | |
| Bromodichloromethane | ug/L | 0.27U | 0.60 | 11/28/11 10:50 | |
| Bromoform | ug/L | 0.50U | 1.0 | 11/28/11 10:50 | |
| Bromomethane | ug/L | 0.50U | 1.0 | 11/28/11 10:50 | |
| Carbon disulfide | ug/L | 5.0U | 10.0 | 11/28/11 10:50 | |
| Carbon tetrachloride | ug/L | 0.50U | 1.0 | 11/28/11 10:50 | |
| Chlorobenzene | ug/L | 0.50U | 1.0 | 11/28/11 10:50 | |
| Chloroethane | ug/L | 0.50U | 1.0 | 11/28/11 10:50 | |
| Chloroform | ug/L | 0.50U | 1.0 | 11/28/11 10:50 | |
| Chloromethane | ug/L | 0.62U | 1.0 | 11/28/11 10:50 | |
| cis-1,2-Dichloroethene | ug/L | 0.50U | 1.0 | 11/28/11 10:50 | |
| cis-1,3-Dichloropropene | ug/L | 0.25U | 0.50 | 11/28/11 10:50 | |
| Dibromochloromethane | ug/L | 0.26U | 0.50 | 11/28/11 10:50 | |
| Dibromomethane | ug/L | 0.50U | 1.0 | 11/28/11 10:50 | |
| Ethylbenzene | ug/L | 0.50U | 1.0 | 11/28/11 10:50 | |
| Iodomethane | ug/L | 0.50U | 1.0 | 11/28/11 10:50 | |
| Methylene Chloride | ug/L | 2.5U | 5.0 | 11/28/11 10:50 | |
| Styrene | ug/L | 0.50U | 1.0 | 11/28/11 10:50 | |
| Tetrachloroethene | ug/L | 0.50U | 1.0 | 11/28/11 10:50 | |
| Toluene | ug/L | 0.50U | 1.0 | 11/28/11 10:50 | |
| trans-1,2-Dichloroethene | ug/L | 0.50U | 1.0 | 11/28/11 10:50 | |
| trans-1,3-Dichloropropene | ug/L | 0.25U | 0.50 | 11/28/11 10:50 | |
| trans-1,4-Dichloro-2-butene | ug/L | 5.0U | 10.0 | 11/28/11 10:50 | |
| Trichloroethene | ug/L | 0.50U | 1.0 | 11/28/11 10:50 | |

**Pace Analytical Services, Inc.**
8 East Tower Circle
Ormond Beach, FL 32174
(386)672-5668

# QUALITY CONTROL DATA

Project: Tomoka LF Semi-Annual
Pace Project No.: 3543458

METHOD BLANK: 297663 Matrix: Water

Associated Lab Samples: 3543458005, 3543458006, 3543458007, 3543458008, 3543458009

| Parameter | Units | Blank Result | Reporting Limit | Analyzed | Qualifiers |
|---|---|---|---|---|---|
| Trichlorofluoromethane | ug/L | 0.50U | 1.0 | 11/28/11 10:50 | |
| Vinyl acetate | ug/L | 1.0U | 2.0 | 11/28/11 10:50 | |
| Vinyl chloride | ug/L | 0.50U | 1.0 | 11/28/11 10:50 | |
| Xylene (Total) | ug/L | 0.50U | 1.0 | 11/28/11 10:50 | |
| 1,2-Dichloroethane-d4 (S) | % | 95 | 86-125 | 11/28/11 10:50 | |
| 4-Bromofluorobenzene (S) | % | 106 | 70-114 | 11/28/11 10:50 | |
| Dibromofluoromethane (S) | % | 96 | 88-117 | 11/28/11 10:50 | |
| Toluene-d8 (S) | % | 101 | 87-113 | 11/28/11 10:50 | |

LABORATORY CONTROL SAMPLE: 297664

| Parameter | Units | Spike Conc. | LCS Result | LCS % Rec | % Rec Limits | Qualifiers |
|---|---|---|---|---|---|---|
| 1,1,1,2-Tetrachloroethane | ug/L | 20 | 19.1 | 95 | 70-130 | |
| 1,1,1-Trichloroethane | ug/L | 20 | 20.8 | 104 | 70-130 | |
| 1,1,2,2-Tetrachloroethane | ug/L | 20 | 20.0 | 100 | 70-130 | |
| 1,1,2-Trichloroethane | ug/L | 20 | 23.3 | 116 | 70-130 | |
| 1,1-Dichloroethane | ug/L | 20 | 21.4 | 107 | 70-130 | |
| 1,1-Dichloroethene | ug/L | 20 | 21.2 | 106 | 70-130 | |
| 1,2,3-Trichloropropane | ug/L | 20 | 15.8 | 79 | 70-130 | |
| 1,2-Dibromo-3-chloropropane | ug/L | 20 | 16.3 | 82 | 64-130 | |
| 1,2-Dibromoethane (EDB) | ug/L | 20 | 21.6 | 108 | 70-130 | |
| 1,2-Dichlorobenzene | ug/L | 20 | 20.6 | 103 | 70-130 | |
| 1,2-Dichloroethane | ug/L | 20 | 21.0 | 105 | 70-130 | |
| 1,2-Dichloropropane | ug/L | 20 | 21.4 | 107 | 70-130 | |
| 1,4-Dichlorobenzene | ug/L | 20 | 20.4 | 102 | 70-130 | |
| 2-Butanone (MEK) | ug/L | 20 | 17.6 | 88 | 55-167 | |
| 2-Hexanone | ug/L | 20 | 21.8 | 109 | 65-130 | |
| 4-Methyl-2-pentanone (MIBK) | ug/L | 20 | 20.3 | 102 | 70-130 | |
| Acetone | ug/L | 20 | 15.4 | 77 | 40-150 | |
| Acrylonitrile | ug/L | 200 | 220 | 110 | 70-130 | |
| Benzene | ug/L | 20 | 22.2 | 111 | 70-130 | |
| Bromochloromethane | ug/L | 20 | 21.3 | 107 | 70-130 | |
| Bromodichloromethane | ug/L | 20 | 19.1 | 95 | 70-130 | |
| Bromoform | ug/L | 20 | 13.8 | 69 | 68-130 | |
| Bromomethane | ug/L | 20 | 26.3 | 132 | 38-179 | |
| Carbon disulfide | ug/L | 20 | 17.6 | 88 | 51-155 | |
| Carbon tetrachloride | ug/L | 20 | 18.2 | 91 | 70-130 | |
| Chlorobenzene | ug/L | 20 | 21.3 | 106 | 70-130 | |
| Chloroethane | ug/L | 20 | 27.0 | 135 | 59-149 | |
| Chloroform | ug/L | 20 | 21.3 | 106 | 70-130 | |
| Chloromethane | ug/L | 20 | 30.0 | 150 | 68-130 | J(L0) |
| cis-1,2-Dichloroethene | ug/L | 20 | 19.0 | 95 | 70-130 | |
| cis-1,3-Dichloropropene | ug/L | 20 | 19.9 | 99 | 70-130 | |
| Dibromochloromethane | ug/L | 20 | 15.9 | 80 | 70-130 | |
| Dibromomethane | ug/L | 20 | 22.5 | 113 | 70-130 | |

**Pace Analytical Services, Inc.**
8 East Tower Circle
Ormond Beach, FL 32174
(386)672-5668

# QUALITY CONTROL DATA

Project: Tomoka LF Semi-Annual
Pace Project No.: 3543458

LABORATORY CONTROL SAMPLE: 297664

| Parameter | Units | Spike Conc. | LCS Result | LCS % Rec | % Rec Limits | Qualifiers |
|---|---|---|---|---|---|---|
| Ethylbenzene | ug/L | 20 | 21.0 | 105 | 70-130 | |
| Iodomethane | ug/L | 20 | 20.8 | 104 | 43-160 | |
| Methylene Chloride | ug/L | 20 | 21.3 | 106 | 70-130 | |
| Styrene | ug/L | 20 | 21.2 | 106 | 70-130 | |
| Tetrachloroethene | ug/L | 20 | 21.3 | 107 | 66-133 | |
| Toluene | ug/L | 20 | 21.7 | 109 | 70-130 | |
| trans-1,2-Dichloroethene | ug/L | 20 | 20.2 | 101 | 70-130 | |
| trans-1,3-Dichloropropene | ug/L | 20 | 18.3 | 92 | 70-130 | |
| trans-1,4-Dichloro-2-butene | ug/L | 20 | 14.0 | 70 | 65-130 | |
| Trichloroethene | ug/L | 20 | 22.1 | 110 | 70-130 | |
| Trichlorofluoromethane | ug/L | 20 | 21.6 | 108 | 70-131 | |
| Vinyl acetate | ug/L | 20 | 15.3 | 77 | 69-135 | |
| Vinyl chloride | ug/L | 20 | 24.3 | 121 | 69-140 | |
| Xylene (Total) | ug/L | 60 | 60.8 | 101 | 70-130 | |
| 1,2-Dichloroethane-d4 (S) | % | | | 92 | 86-125 | |
| 4-Bromofluorobenzene (S) | % | | | 108 | 70-114 | |
| Dibromofluoromethane (S) | % | | | 96 | 88-117 | |
| Toluene-d8 (S) | % | | | 102 | 87-113 | |

MATRIX SPIKE & MATRIX SPIKE DUPLICATE: 297665 297666

| Parameter | Units | 3543458005 Result | MS Spike Conc. | MSD Spike Conc. | MS Result | MSD Result | MS % Rec | MSD % Rec | % Rec Limits | RPD | Max RPD | Qual |
|---|---|---|---|---|---|---|---|---|---|---|---|---|
| 1,1,1,2-Tetrachloroethane | ug/L | 0.50U | 20 | 20 | 14.0 | 17.9 | 70 | 89 | 39-130 | 24 | 40 | |
| 1,1,1-Trichloroethane | ug/L | 0.50U | 20 | 20 | 17.4 | 21.8 | 87 | 109 | 47-141 | 22 | 40 | |
| 1,1,2,2-Tetrachloroethane | ug/L | 0.12U | 20 | 20 | 14.8 | 18.4 | 74 | 92 | 49-131 | 21 | 40 | |
| 1,1,2-Trichloroethane | ug/L | 0.50U | 20 | 20 | 18.3 | 22.0 | 91 | 110 | 50-130 | 18 | 40 | |
| 1,1-Dichloroethane | ug/L | 0.50U | 20 | 20 | 17.4 | 21.2 | 87 | 106 | 54-137 | 20 | 40 | |
| 1,1-Dichloroethene | ug/L | 0.50U | 20 | 20 | 15.3 | 20.3 | 76 | 102 | 45-155 | 28 | 40 | |
| 1,2,3-Trichloropropane | ug/L | 0.36U | 20 | 20 | 12.5 | 14.5 | 63 | 73 | 31-132 | 14 | 40 | |
| 1,2-Dibromo-3-chloropropane | ug/L | 1.0U | 20 | 20 | 10.9 | 9.2 | 54 | 46 | 37-130 | 17 | 40 | |
| 1,2-Dibromoethane (EDB) | ug/L | 0.50U | 20 | 20 | 17.5 | 20.9 | 87 | 105 | 51-132 | 18 | 40 | |
| 1,2-Dichlorobenzene | ug/L | 0.50U | 20 | 20 | 13.7 | 18.8 | 69 | 94 | 43-130 | 31 | 40 | |
| 1,2-Dichloroethane | ug/L | 0.50U | 20 | 20 | 17.3 | 20.9 | 86 | 104 | 54-130 | 19 | 40 | |
| 1,2-Dichloropropane | ug/L | 0.50U | 20 | 20 | 17.5 | 21.3 | 87 | 107 | 53-130 | 20 | 40 | |
| 1,4-Dichlorobenzene | ug/L | 0.50U | 20 | 20 | 12.7 | 18.0 | 63 | 90 | 38-130 | 35 | 40 | |
| 2-Butanone (MEK) | ug/L | 5.0U | 20 | 20 | 14.2 | 17.3 | 71 | 87 | 48-138 | 20 | 40 | |
| 2-Hexanone | ug/L | 5.0U | 20 | 20 | 16.5 | 23.2 | 83 | 116 | 38-130 | 34 | 40 | |
| 4-Methyl-2-pentanone (MIBK) | ug/L | 5.0U | 20 | 20 | 16.6 | 22.8 | 83 | 114 | 28-143 | 31 | 40 | |
| Acetone | ug/L | 5.0U | 20 | 20 | 5.0U | 17.8 | 16 | 89 | 20-140 | | 40 | J(M1) |
| Acrylonitrile | ug/L | 5.0U | 200 | 200 | 176 | 236 | 88 | 118 | 46-130 | 29 | 40 | |
| Benzene | ug/L | 0.50U | 20 | 20 | 17.6 | 21.9 | 88 | 109 | 53-132 | 22 | 40 | |
| Bromochloromethane | ug/L | 0.50U | 20 | 20 | 17.5 | 21.1 | 88 | 106 | 54-132 | 19 | 40 | |
| Bromodichloromethane | ug/L | 0.27U | 20 | 20 | 14.5 | 18.2 | 72 | 91 | 46-130 | 23 | 40 | |
| Bromoform | ug/L | 0.50U | 20 | 20 | 9.8 | 11.9 | 49 | 60 | 32-130 | 20 | 40 | |
| Bromomethane | ug/L | 0.50U | 20 | 20 | 18.6 | 24.5 | 93 | 123 | 20-152 | 27 | 40 | |
| Carbon disulfide | ug/L | 5.0U | 20 | 20 | 14.9 | 22.4 | 75 | 112 | 28-184 | 40 | 40 | |

**Pace Analytical Services, Inc.**
8 East Tower Circle
Ormond Beach, FL 32174
(386)672-5668

# QUALITY CONTROL DATA

Project: Tomoka LF Semi-Annual
Pace Project No.: 3543458

MATRIX SPIKE & MATRIX SPIKE DUPLICATE: 297665 297666

| Parameter | Units | 3543458005 Result | MS Spike Conc. | MSD Spike Conc. | MS Result | MSD Result | MS % Rec | MSD % Rec | % Rec Limits | RPD | Max RPD | Qual |
|---|---|---|---|---|---|---|---|---|---|---|---|---|
| Carbon tetrachloride | ug/L | 0.50U | 20 | 20 | 14.1 | 18.4 | 71 | 92 | 37-137 | 26 | 40 | |
| Chlorobenzene | ug/L | 0.50U | 20 | 20 | 15.3 | 20.0 | 76 | 100 | 46-130 | 27 | 40 | |
| Chloroethane | ug/L | 0.50U | 20 | 20 | 20.5 | 27.6 | 103 | 138 | 48-159 | 29 | 40 | |
| Chloroform | ug/L | 0.50U | 20 | 20 | 17.2 | 21.5 | 86 | 107 | 51-130 | 22 | 40 | |
| Chloromethane | ug/L | 0.62U | 20 | 20 | 24.3 | 31.0 | 122 | 155 | 39-144 | 24 | 40 | J(M0) |
| cis-1,2-Dichloroethene | ug/L | 0.50U | 20 | 20 | 16.4 | 19.3 | 82 | 97 | 54-130 | 16 | 40 | |
| cis-1,3-Dichloropropene | ug/L | 0.25U | 20 | 20 | 15.3 | 18.9 | 77 | 94 | 45-130 | 21 | 40 | |
| Dibromochloromethane | ug/L | 0.26U | 20 | 20 | 11.6 | 14.5 | 58 | 73 | 43-130 | 22 | 40 | |
| Dibromomethane | ug/L | 0.50U | 20 | 20 | 18.5 | 21.9 | 92 | 110 | 50-130 | 17 | 40 | |
| Ethylbenzene | ug/L | 0.50U | 20 | 20 | 14.9 | 19.8 | 74 | 99 | 43-130 | 29 | 40 | |
| Iodomethane | ug/L | 0.50U | 20 | 20 | 15.2 | 23.2 | 76 | 116 | 20-169 | 42 | 40 | J(D6) |
| Methylene Chloride | ug/L | 2.5U | 20 | 20 | 16.5 | 20.1 | 82 | 100 | 51-135 | 20 | 40 | |
| Styrene | ug/L | 0.50U | 20 | 20 | 14.9 | 19.5 | 75 | 98 | 40-130 | 27 | 40 | |
| Tetrachloroethene | ug/L | 0.50U | 20 | 20 | 12.7 | 20.0 | 64 | 100 | 26-130 | 45 | 40 | J(D6) |
| Toluene | ug/L | 0.50U | 20 | 20 | 16.2 | 21.0 | 81 | 105 | 50-130 | 26 | 40 | |
| trans-1,2-Dichloroethene | ug/L | 0.50U | 20 | 20 | 16.0 | 20.6 | 80 | 103 | 48-142 | 25 | 40 | |
| trans-1,3-Dichloropropene | ug/L | 0.25U | 20 | 20 | 13.9 | 17.1 | 70 | 86 | 45-130 | 21 | 40 | |
| trans-1,4-Dichloro-2-butene | ug/L | 5.0U | 20 | 20 | 8.2 I | 12.0 | 41 | 60 | 20-139 | | 40 | |
| Trichloroethene | ug/L | 0.50U | 20 | 20 | 15.6 | 21.5 | 78 | 107 | 42-133 | 32 | 40 | |
| Trichlorofluoromethane | ug/L | 0.50U | 20 | 20 | 16.1 | 23.0 | 80 | 115 | 46-146 | 35 | 40 | |
| Vinyl acetate | ug/L | 1.0U | 20 | 20 | 14.2 | 18.2 | 71 | 91 | 20-165 | 25 | 40 | |
| Vinyl chloride | ug/L | 0.50U | 20 | 20 | 21.0 | 28.5 | 105 | 143 | 57-142 | 30 | 40 | J(M1) |
| Xylene (Total) | ug/L | 0.50U | 60 | 60 | 42.6 | 57.4 | 71 | 96 | 42-130 | 30 | 40 | |
| 1,2-Dichloroethane-d4 (S) | % | | | | | | 89 | 95 | 86-125 | | | |
| 4-Bromofluorobenzene (S) | % | | | | | | 111 | 111 | 70-114 | | | |
| Dibromofluoromethane (S) | % | | | | | | 99 | 98 | 88-117 | | | |
| Toluene-d8 (S) | % | | | | | | 103 | 104 | 87-113 | | | |

**Pace Analytical Services, Inc.**
8 East Tower Circle
Ormond Beach, FL 32174
(386)672-5668

# QUALITY CONTROL DATA

Project: Tomoka LF Semi-Annual
Pace Project No.: 3543458

QC Batch: OEXT/6522 | Analysis Method: EPA 8011
QC Batch Method: EPA 8011 | Analysis Description: 8011 EDB DBCP
Associated Lab Samples: 3543458001, 3543458002

METHOD BLANK: 295111 | Matrix: Water
Associated Lab Samples: 3543458001, 3543458002

| Parameter | Units | Blank Result | Reporting Limit | Analyzed | Qualifiers |
|---|---|---|---|---|---|
| 1,2-Dibromo-3-chloropropane | ug/L | 0.0049U | 0.020 | 11/22/11 03:31 | |
| 1,2-Dibromoethane (EDB) | ug/L | 0.0062U | 0.010 | 11/22/11 03:31 | |

LABORATORY CONTROL SAMPLE: 295112

| Parameter | Units | Spike Conc. | LCS Result | LCS % Rec | % Rec Limits | Qualifiers |
|---|---|---|---|---|---|---|
| 1,2-Dibromo-3-chloropropane | ug/L | .25 | 0.25 | 100 | 60-140 | |
| 1,2-Dibromoethane (EDB) | ug/L | .25 | 0.28 | 111 | 60-140 | |

MATRIX SPIKE & MATRIX SPIKE DUPLICATE: 295113 295114

| Parameter | Units | 3543358006 Result | MS Spike Conc. | MSD Spike Conc. | MS Result | MSD Result | MS % Rec | MSD % Rec | % Rec Limits | RPD | Max RPD | Qual |
|---|---|---|---|---|---|---|---|---|---|---|---|---|
| 1,2-Dibromo-3-chloropropane | ug/L | 0.0049 U | .44 | .44 | 0.41 | 0.40 | 93 | 92 | 60-140 | 2 | 40 | |
| 1,2-Dibromoethane (EDB) | ug/L | 0.0062 U | .44 | .44 | 0.44 | 0.44 | 102 | 101 | 60-140 | 1 | 40 | |

**Pace Analytical Services, Inc.**
8 East Tower Circle
Ormond Beach, FL 32174
(386)672-5668

# QUALITY CONTROL DATA

Project: Tomoka LF Semi-Annual
Pace Project No.: 3543458

QC Batch: OEXT/6547 Analysis Method: EPA 8011
QC Batch Method: EPA 8011 Analysis Description: 8011 EDB DBCP
Associated Lab Samples: 3543458003, 3543458004, 3543458005, 3543458006, 3543458007, 3543458008

METHOD BLANK: 296233 Matrix: Water
Associated Lab Samples: 3543458003, 3543458004, 3543458005, 3543458006, 3543458007, 3543458008

| Parameter | Units | Blank Result | Reporting Limit | Analyzed | Qualifiers |
|---|---|---|---|---|---|
| 1,2-Dibromo-3-chloropropane | ug/L | 0.0049U | 0.020 | 11/28/11 08:59 | |
| 1,2-Dibromoethane (EDB) | ug/L | 0.0062U | 0.010 | 11/28/11 08:59 | |

LABORATORY CONTROL SAMPLE: 296234

| Parameter | Units | Spike Conc. | LCS Result | LCS % Rec | % Rec Limits | Qualifiers |
|---|---|---|---|---|---|---|
| 1,2-Dibromo-3-chloropropane | ug/L | .25 | 0.21 | 85 | 60-140 | |
| 1,2-Dibromoethane (EDB) | ug/L | .25 | 0.23 | 92 | 60-140 | |

MATRIX SPIKE & MATRIX SPIKE DUPLICATE: 296867 296868

| Parameter | Units | 3543603004 Result | MS Spike Conc. | MSD Spike Conc. | MS Result | MSD Result | MS % Rec | MSD % Rec | % Rec Limits | RPD | Max RPD | Qual |
|---|---|---|---|---|---|---|---|---|---|---|---|---|
| 1,2-Dibromo-3-chloropropane | ug/L | 0.0050 U | .44 | .44 | 0.35 | 0.36 | 81 | 82 | 60-140 | 1 | 40 | |
| 1,2-Dibromoethane (EDB) | ug/L | 0.0063 U | .44 | .44 | 0.40 | 0.38 | 92 | 87 | 60-140 | 5 | 40 | |

**Pace Analytical Services, Inc.**
8 East Tower Circle
Ormond Beach, FL 32174
(386)672-5668

# QUALITY CONTROL DATA

Project: Tomoka LF Semi-Annual
Pace Project No.: 3543458

QC Batch: WET/10996 Analysis Method: SM 2540C
QC Batch Method: SM 2540C Analysis Description: 2540C Total Dissolved Solids
Associated Lab Samples: 3543458001, 3543458002, 3543458003, 3543458004, 3543458005, 3543458006, 3543458007, 3543458008

METHOD BLANK: 295093 Matrix: Water
Associated Lab Samples: 3543458001, 3543458002, 3543458003, 3543458004, 3543458005, 3543458006, 3543458007, 3543458008

| Parameter | Units | Blank Result | Reporting Limit | Analyzed | Qualifiers |
|---|---|---|---|---|---|
| Total Dissolved Solids | mg/L | 5.0U | 5.0 | 11/21/11 09:50 | |

LABORATORY CONTROL SAMPLE: 295094

| Parameter | Units | Spike Conc. | LCS Result | LCS % Rec | % Rec Limits | Qualifiers |
|---|---|---|---|---|---|---|
| Total Dissolved Solids | mg/L | 300 | 289 | 96 | 90-110 | |

SAMPLE DUPLICATE: 295095

| Parameter | Units | 3543441001 Result | Dup Result | RPD | Max RPD | Qualifiers |
|---|---|---|---|---|---|---|
| Total Dissolved Solids | mg/L | 968 | 978 | 1 | 20 | |

SAMPLE DUPLICATE: 295096

| Parameter | Units | 3543458002 Result | Dup Result | RPD | Max RPD | Qualifiers |
|---|---|---|---|---|---|---|
| Total Dissolved Solids | mg/L | 830 | 836 | .7 | 20 | |

**Pace Analytical Services, Inc.**
8 East Tower Circle
Ormond Beach, FL 32174
(386)672-5668

# QUALITY CONTROL DATA

Project: Tomoka LF Semi-Annual
Pace Project No.: 3543458

QC Batch: WETA/13470 Analysis Method: EPA 300.0
QC Batch Method: EPA 300.0 Analysis Description: 300.0 IC Anions
Associated Lab Samples: 3543458001, 3543458002, 3543458003, 3543458004, 3543458005, 3543458006, 3543458007, 3543458008

METHOD BLANK: 294338 Matrix: Water
Associated Lab Samples: 3543458001, 3543458002, 3543458003, 3543458004, 3543458005, 3543458006, 3543458007, 3543458008

| Parameter | Units | Blank Result | Reporting Limit | Analyzed | Qualifiers |
|---|---|---|---|---|---|
| Nitrate as N | mg/L | 0.025U | 0.050 | 11/18/11 09:42 | |

LABORATORY CONTROL SAMPLE: 294339

| Parameter | Units | Spike Conc. | LCS Result | LCS % Rec | % Rec Limits | Qualifiers |
|---|---|---|---|---|---|---|
| Nitrate as N | mg/L | 5 | 5.1 | 103 | 90-110 | |

MATRIX SPIKE & MATRIX SPIKE DUPLICATE: 294340 294341

| Parameter | Units | 3543458001 Result | MS Spike Conc. | MSD Spike Conc. | MS Result | MSD Result | MS % Rec | MSD % Rec | % Rec Limits | RPD | Max RPD | Qual |
|---|---|---|---|---|---|---|---|---|---|---|---|---|
| Nitrate as N | mg/L | 0.025U | 5 | 5 | 5.1 | 5.1 | 103 | 103 | 90-110 | .2 | 20 | |

MATRIX SPIKE & MATRIX SPIKE DUPLICATE: 294342 294343

| Parameter | Units | 3543506001 Result | MS Spike Conc. | MSD Spike Conc. | MS Result | MSD Result | MS % Rec | MSD % Rec | % Rec Limits | RPD | Max RPD | Qual |
|---|---|---|---|---|---|---|---|---|---|---|---|---|
| Nitrate as N | mg/L | 0.025U | 5 | 5 | 5.2 | 5.2 | 104 | 104 | 90-110 | .1 | 20 | |

**Pace Analytical Services, Inc.**
8 East Tower Circle
Ormond Beach, FL 32174
(386)672-5668

# QUALITY CONTROL DATA

Project: Tomoka LF Semi-Annual
Pace Project No.: 3543458

QC Batch: WETA/13472 Analysis Method: EPA 300.0
QC Batch Method: EPA 300.0 Analysis Description: 300.0 IC Anions
Associated Lab Samples: 3543458001, 3543458002, 3543458003, 3543458004, 3543458005, 3543458006, 3543458007, 3543458008

METHOD BLANK: 294354 Matrix: Water
Associated Lab Samples: 3543458001, 3543458002, 3543458003, 3543458004, 3543458005, 3543458006, 3543458007, 3543458008

| Parameter | Units | Blank Result | Reporting Limit | Analyzed | Qualifiers |
|---|---|---|---|---|---|
| Chloride | mg/L | 2.5U | 5.0 | 11/18/11 09:42 | |
| Sulfate | mg/L | 2.5U | 5.0 | 11/18/11 09:42 | |

LABORATORY CONTROL SAMPLE: 294355

| Parameter | Units | Spike Conc. | LCS Result | LCS % Rec | % Rec Limits | Qualifiers |
|---|---|---|---|---|---|---|
| Chloride | mg/L | 50 | 50.9 | 102 | 90-110 | |
| Sulfate | mg/L | 50 | 49.4 | 99 | 90-110 | |

MATRIX SPIKE & MATRIX SPIKE DUPLICATE: 294356 294357

| Parameter | Units | 3543458001 Result | MS Spike Conc. | MSD Spike Conc. | MS Result | MSD Result | MS % Rec | MSD % Rec | % Rec Limits | RPD | Max RPD | Qual |
|---|---|---|---|---|---|---|---|---|---|---|---|---|
| Chloride | mg/L | 2.5U | 50 | 50 | 51.2 | 51.1 | 101 | 101 | 90-110 | .04 | 20 | |
| Sulfate | mg/L | 2.5U | 50 | 50 | 49.7 | 49.8 | 99 | 100 | 90-110 | .03 | 20 | |

MATRIX SPIKE & MATRIX SPIKE DUPLICATE: 294358 294359

| Parameter | Units | 3543506001 Result | MS Spike Conc. | MSD Spike Conc. | MS Result | MSD Result | MS % Rec | MSD % Rec | % Rec Limits | RPD | Max RPD | Qual |
|---|---|---|---|---|---|---|---|---|---|---|---|---|
| Chloride | mg/L | 6.4 | 50 | 50 | 60.4 | 60.3 | 108 | 108 | 90-110 | .07 | 20 | |
| Sulfate | mg/L | 19.0 | 50 | 50 | 74.3 | 74.2 | 110 | 110 | 90-110 | .007 | 20 | |

**Pace Analytical Services, Inc.**
8 East Tower Circle
Ormond Beach, FL 32174
(386)672-5668

# QUALITY CONTROL DATA

Project: Tomoka LF Semi-Annual
Pace Project No.: 3543458

QC Batch: WETA/13516 | Analysis Method: EPA 350.1
QC Batch Method: EPA 350.1 | Analysis Description: 350.1 Ammonia
Associated Lab Samples: 3543458001, 3543458002, 3543458003, 3543458004, 3543458005, 3543458006, 3543458007, 3543458008

METHOD BLANK: 295780 | Matrix: Water
Associated Lab Samples: 3543458001, 3543458002, 3543458003, 3543458004, 3543458005, 3543458006, 3543458007, 3543458008

| Parameter | Units | Blank Result | Reporting Limit | Analyzed | Qualifiers |
|---|---|---|---|---|---|
| Nitrogen, Ammonia | mg/L | 0.020U | 0.050 | 11/22/11 11:55 | |

LABORATORY CONTROL SAMPLE: 295781

| Parameter | Units | Spike Conc. | LCS Result | LCS % Rec | % Rec Limits | Qualifiers |
|---|---|---|---|---|---|---|
| Nitrogen, Ammonia | mg/L | 1 | 1.0 | 101 | 90-110 | |

MATRIX SPIKE SAMPLE: 295783

| Parameter | Units | 3543458001 Result | Spike Conc. | MS Result | MS % Rec | % Rec Limits | Qualifiers |
|---|---|---|---|---|---|---|---|
| Nitrogen, Ammonia | mg/L | 0.020U | 1 | 1.0 | 100 | 90-110 | |

SAMPLE DUPLICATE: 295782

| Parameter | Units | 3543458001 Result | Dup Result | RPD | Max RPD | Qualifiers |
|---|---|---|---|---|---|---|
| Nitrogen, Ammonia | mg/L | 0.020U | 0.020U | | 20 | |

**Pace Analytical Services, Inc.**
8 East Tower Circle
Ormond Beach, FL 32174
(386)672-5668

# QUALIFIERS

Project: Tomoka LF Semi-Annual
Pace Project No.: 3543458

## DEFINITIONS

DF - Dilution Factor, if reported, represents the factor applied to the reported data due to changes in sample preparation, dilution of the sample aliquot, or moisture content.

ND - Not Detected at or above adjusted reporting limit.

MDL - Adjusted Method Detection Limit.

S - Surrogate

1,2-Diphenylhydrazine (8270 listed analyte) decomposes to Azobenzene.

Consistent with EPA guidelines, unrounded data are displayed and have been used to calculate % recovery and RPD values.

LCS(D) - Laboratory Control Sample (Duplicate)

MS(D) - Matrix Spike (Duplicate)

DUP - Sample Duplicate

RPD - Relative Percent Difference

NC - Not Calculable.

SG - Silica Gel - Clean-Up

U - Indicates the compound was analyzed for, but not detected.

N-Nitrosodiphenylamine decomposes and cannot be separated from Diphenylamine using Method 8270. The result reported for each analyte is a combined concentration.

Pace Analytical is TNI accredited. Contact your Pace PM for the current list of accredited analytes.

## LABORATORIES

| | |
|---|---|
| PASI-O | Pace Analytical Services - Ormond Beach |

## ANALYTE QUALIFIERS

| | |
|---|---|
| I | The reported value is between the laboratory method detection limit and the laboratory practical quantitation limit. |
| J(D6) | Estimated Value. The relative percent difference (RPD) between the sample and sample duplicate exceeded laboratory control limits. |
| J(L0) | Estimated Value. Analyte recovery in the laboratory control sample (LCS) was outside QC limits. |
| J(M0) | Estimated Value. Matrix spike recovery was outside laboratory control limits. |
| J(M1) | Estimated Value. Matrix spike recovery exceeded QC limits. Batch accepted based on laboratory control sample (LCS) recovery. |
| L3 | Analyte recovery in the laboratory control sample (LCS) exceeded QC limits. Analyte presence below reporting limits in associated samples. Results unaffected by high bias. |

**Pace Analytical Services, Inc.**
8 East Tower Circle
Ormond Beach, FL 32174
(386)672-5668

# QUALITY CONTROL DATA CROSS REFERENCE TABLE

Project: Tomoka LF Semi-Annual
Pace Project No.: 3543458

| Lab ID | Sample ID | QC Batch Method | QC Batch | Analytical Method | Analytical Batch |
|---|---|---|---|---|---|
| **3543458002** | **B62-2R** | | FLD/ | | |
| **3543458003** | **B66** | | FLD/ | | |
| **3543458004** | **B43-2** | | FLD/ | | |
| **3543458005** | **B44** | | FLD/ | | |
| **3543458006** | **B59-1R** | | FLD/ | | |
| **3543458007** | **B59-1 DUP** | | FLD/ | | |
| **3543458008** | **B59-2R** | | FLD/ | | |
| **3543458001** | **Equip blank (11/17/11)** | EPA 8011 | OEXT/6522 | EPA 8011 | GCSV/4755 |
| **3543458002** | **B62-2R** | EPA 8011 | OEXT/6522 | EPA 8011 | GCSV/4755 |
| **3543458003** | **B66** | EPA 8011 | OEXT/6547 | EPA 8011 | GCSV/4770 |
| **3543458004** | **B43-2** | EPA 8011 | OEXT/6547 | EPA 8011 | GCSV/4770 |
| **3543458005** | **B44** | EPA 8011 | OEXT/6547 | EPA 8011 | GCSV/4770 |
| **3543458006** | **B59-1R** | EPA 8011 | OEXT/6547 | EPA 8011 | GCSV/4770 |
| **3543458007** | **B59-1 DUP** | EPA 8011 | OEXT/6547 | EPA 8011 | GCSV/4770 |
| **3543458008** | **B59-2R** | EPA 8011 | OEXT/6547 | EPA 8011 | GCSV/4770 |
| **3543458001** | **Equip blank (11/17/11)** | EPA 3010 | MPRP/6496 | EPA 6010 | ICP/4470 |
| **3543458002** | **B62-2R** | EPA 3010 | MPRP/6496 | EPA 6010 | ICP/4470 |
| **3543458003** | **B66** | EPA 3010 | MPRP/6496 | EPA 6010 | ICP/4470 |
| **3543458004** | **B43-2** | EPA 3010 | MPRP/6496 | EPA 6010 | ICP/4470 |
| **3543458005** | **B44** | EPA 3010 | MPRP/6496 | EPA 6010 | ICP/4470 |
| **3543458006** | **B59-1R** | EPA 3010 | MPRP/6496 | EPA 6010 | ICP/4470 |
| **3543458007** | **B59-1 DUP** | EPA 3010 | MPRP/6496 | EPA 6010 | ICP/4470 |
| **3543458008** | **B59-2R** | EPA 3010 | MPRP/6496 | EPA 6010 | ICP/4470 |
| **3543458001** | **Equip blank (11/17/11)** | EPA 3010 | MPRP/6497 | EPA 6020 | ICPM/2868 |
| **3543458002** | **B62-2R** | EPA 3010 | MPRP/6497 | EPA 6020 | ICPM/2868 |
| **3543458003** | **B66** | EPA 3010 | MPRP/6497 | EPA 6020 | ICPM/2868 |
| **3543458004** | **B43-2** | EPA 3010 | MPRP/6497 | EPA 6020 | ICPM/2868 |
| **3543458005** | **B44** | EPA 3010 | MPRP/6497 | EPA 6020 | ICPM/2868 |
| **3543458006** | **B59-1R** | EPA 3010 | MPRP/6497 | EPA 6020 | ICPM/2868 |
| **3543458007** | **B59-1 DUP** | EPA 3010 | MPRP/6497 | EPA 6020 | ICPM/2868 |
| **3543458008** | **B59-2R** | EPA 3010 | MPRP/6497 | EPA 6020 | ICPM/2868 |
| **3543458001** | **Equip blank (11/17/11)** | EPA 7470 | MERP/2270 | EPA 7470 | MERC/2274 |
| **3543458002** | **B62-2R** | EPA 7470 | MERP/2270 | EPA 7470 | MERC/2274 |
| **3543458003** | **B66** | EPA 7470 | MERP/2270 | EPA 7470 | MERC/2274 |
| **3543458004** | **B43-2** | EPA 7470 | MERP/2270 | EPA 7470 | MERC/2274 |
| **3543458005** | **B44** | EPA 7470 | MERP/2270 | EPA 7470 | MERC/2274 |
| **3543458006** | **B59-1R** | EPA 7470 | MERP/2270 | EPA 7470 | MERC/2274 |
| **3543458007** | **B59-1 DUP** | EPA 7470 | MERP/2270 | EPA 7470 | MERC/2274 |
| **3543458008** | **B59-2R** | EPA 7470 | MERP/2270 | EPA 7470 | MERC/2274 |
| **3543458001** | **Equip blank (11/17/11)** | EPA 8260 | MSV/4204 | | |
| **3543458002** | **B62-2R** | EPA 8260 | MSV/4204 | | |
| **3543458003** | **B66** | EPA 8260 | MSV/4204 | | |
| **3543458004** | **B43-2** | EPA 8260 | MSV/4204 | | |
| **3543458005** | **B44** | EPA 8260 | MSV/4208 | | |
| **3543458006** | **B59-1R** | EPA 8260 | MSV/4208 | | |

**Pace Analytical Services, Inc.**
8 East Tower Circle
Ormond Beach, FL 32174
(386)672-5668

# QUALITY CONTROL DATA CROSS REFERENCE TABLE

Project: Tomoka LF Semi-Annual
Pace Project No.: 3543458

| Lab ID | Sample ID | QC Batch Method | QC Batch | Analytical Method | Analytical Batch |
|---|---|---|---|---|---|
| **3543458007** | **B59-1 DUP** | EPA 8260 | MSV/4208 | | |
| **3543458008** | **B59-2R** | EPA 8260 | MSV/4208 | | |
| **3543458009** | **Trip blank (11/17/11)** | EPA 8260 | MSV/4208 | | |
| **3543458001** | **Equip blank (11/17/11)** | SM 2540C | WET/10996 | | |
| **3543458002** | **B62-2R** | SM 2540C | WET/10996 | | |
| **3543458003** | **B66** | SM 2540C | WET/10996 | | |
| **3543458004** | **B43-2** | SM 2540C | WET/10996 | | |
| **3543458005** | **B44** | SM 2540C | WET/10996 | | |
| **3543458006** | **B59-1R** | SM 2540C | WET/10996 | | |
| **3543458007** | **B59-1 DUP** | SM 2540C | WET/10996 | | |
| **3543458008** | **B59-2R** | SM 2540C | WET/10996 | | |
| **3543458001** | **Equip blank (11/17/11)** | EPA 300.0 | WETA/13470 | | |
| **3543458002** | **B62-2R** | EPA 300.0 | WETA/13470 | | |
| **3543458003** | **B66** | EPA 300.0 | WETA/13470 | | |
| **3543458004** | **B43-2** | EPA 300.0 | WETA/13470 | | |
| **3543458005** | **B44** | EPA 300.0 | WETA/13470 | | |
| **3543458006** | **B59-1R** | EPA 300.0 | WETA/13470 | | |
| **3543458007** | **B59-1 DUP** | EPA 300.0 | WETA/13470 | | |
| **3543458008** | **B59-2R** | EPA 300.0 | WETA/13470 | | |
| **3543458001** | **Equip blank (11/17/11)** | EPA 300.0 | WETA/13472 | | |
| **3543458002** | **B62-2R** | EPA 300.0 | WETA/13472 | | |
| **3543458003** | **B66** | EPA 300.0 | WETA/13472 | | |
| **3543458004** | **B43-2** | EPA 300.0 | WETA/13472 | | |
| **3543458005** | **B44** | EPA 300.0 | WETA/13472 | | |
| **3543458006** | **B59-1R** | EPA 300.0 | WETA/13472 | | |
| **3543458007** | **B59-1 DUP** | EPA 300.0 | WETA/13472 | | |
| **3543458008** | **B59-2R** | EPA 300.0 | WETA/13472 | | |
| **3543458001** | **Equip blank (11/17/11)** | EPA 350.1 | WETA/13516 | | |
| **3543458002** | **B62-2R** | EPA 350.1 | WETA/13516 | | |
| **3543458003** | **B66** | EPA 350.1 | WETA/13516 | | |
| **3543458004** | **B43-2** | EPA 350.1 | WETA/13516 | | |
| **3543458005** | **B44** | EPA 350.1 | WETA/13516 | | |
| **3543458006** | **B59-1R** | EPA 350.1 | WETA/13516 | | |
| **3543458007** | **B59-1 DUP** | EPA 350.1 | WETA/13516 | | |
| **3543458008** | **B59-2R** | EPA 350.1 | WETA/13516 | | |

Pace Analytical®
www.pacelabs.com

# CHAIN-OF-CUSTODY / Analytical Request Document

The Chain-of-Custody is a LEGAL DOCUMENT. All relevant fields must be completed accurately.

3543458

Page: 1 of 1

1425261

**Section A** Required Client Information:

Company: VOLUSIA COUNTY
Address: 1990 TOMOKA FARMS RD, DAYTONA BEACH, FL 32124
Email To:
Phone: Fax:
Requested Due Date/TAT:

**Section B** Required Project Information:

Report To: JENNIFER STIRK
Copy To:
Purchase Order No.:
Project Name: TOMOKA LF SEMI-ANNUAL
Project Number:

**Section C** Invoice Information:

Attention:
Company Name:
Address:
Pace Quote Reference:
Pace Project Manager:
Pace Profile #:

**REGULATORY AGENCY**

☐ NPDES ☑ GROUND WATER ☐ DRINKING WATER
☐ UST ☐ RCRA ☐ OTHER

Site Location STATE: FL

**Section D** Required Client Information

Matrix Codes (MATRIX / CODE): Drinking Water DW; Water WT; Waste Water WW; Product P; Soil/Solid SL; Oil OL; Wipe WP; Air AR; Tissue TS; Other OT

SAMPLE ID (A-Z, 0-9 / ,-) Sample IDs MUST BE UNIQUE

Requested Analysis Filtered (Y/N)

| ITEM # | SAMPLE ID | MATRIX CODE (see valid codes to left) | SAMPLE TYPE (G=GRAB C=COMP) | COLLECTED Composite Start DATE | COLLECTED Composite Start TIME | COLLECTED Composite End/Grab DATE | COLLECTED Composite End/Grab TIME | SAMPLE TEMP AT COLLECTION | # OF CONTAINERS | Preservatives: Unpreserved | $H_2SO_4$ | $HNO_3$ | HCl | NaOH | $Na_2S_2O_3$ | Methanol | Other | Analysis Test (Y/N): SO4 BOD | Cl SO4 VOC | Solid METALS | TDS Cl SO4 NITRATE | NH3 | Residual Chlorine (Y/N) | Pace Project No./ Lab I.D. |
|---|---|---|---|---|---|---|---|---|---|---|---|---|---|---|---|---|---|---|---|---|---|---|---|---|
| 1 | EQ | GW | G | | | 11/17/11 | 0950 | | 8 | 3 | 1 | 1 | 3 | | | | | 2 | 3 | 1 | 1 | 1 | | |
| 2 | B62-2 | | | | | | 1023 | | | | | | | | | | | | | | | | | |
| 3 | B-66 | | | | | | 1102 | | | | | | | | | | | | | | | | | |
| 4 | B43-2 | | | | | | 1143 | | | | | | | | | | | | | | | | | |
| 5 | B-44 | | | | | | 1215 | | | | | | | | | | | | | | | | | |
| 6 | B59-1 | | | | | | 1303 | | | | | | | | | | | | | | | | | |
| 7 | DUP | | | | | | 1303 | | | | | | | | | | | | | | | | | |
| 8 | B59-2 | GW | G | | | 11/17/11 | 1340 | | 8 | 3 | 1 | 1 | 3 | | | | | 2 | 3 | 1 | 1 | 1 | | |
| 9 | | | | | | | | | | | | | | | | | | | | | | | | |
| 10 | TRIP BLANKS | | | | | | | | 2 | | | | 2 | | | | | | | | | | | |
| 11 | | | | | | | | | | | | | | | | | | | | | | | | |
| 12 | | | | | | | | | | | | | | | | | | | | | | | | |

| ADDITIONAL COMMENTS | RELINQUISHED BY / AFFILIATION | DATE | TIME | ACCEPTED BY / AFFILIATION | DATE | TIME | SAMPLE CONDITIONS |
|---|---|---|---|---|---|---|---|
| | | 11/17/11 | 1648 | | 11/17/11 | 1648 | 4.4 |

ORIGINAL

SAMPLER NAME AND SIGNATURE

PRINT Name of SAMPLER: JAMES STICKBRIDGE

SIGNATURE of SAMPLER: DATE Signed (MM/DD/YY): 11/17/11

Temp in °C | Received on Ice (Y/N) | Custody Sealed Cooler (Y/N) | Samples Intact (Y/N)

*Important Note: By signing this form you are accepting Pace's NET 30 day payment terms and agreeing to late charges of 1.5% per month for any invoices not paid within 30 days.

F-ALL-Q-020rev.07, 15-May-2007

TSG

# Pace Analytical Field Sampling Log

| Site Name: Tomoka Landfill Semi-Annual | Site Location: Volusia County, FL |
|---|---|

| Well #: EQ | Sample ID: | Date: 11/17/11 |
|---|---|---|

## PURGING DATA

*YSI: 02606/2697* 08K101526

| Well Diameter: 2" | Tubing Diameter: 3/8" | Well Screen Interval Depth: Feet to | Static Depth to Water: | Sampling Device: **PP** |
|---|---|---|---|---|

Well Volume Purge: (Total Well Depth– Static Depth to Water) X Well Capacity= Well Volume

( - ) X 0.16 Gallons/Foot = Gallons

Equipment Volume Purge: Pump Volume + (Tubing Capacity X Tubing Length) + Flow Cell Volume= Equipment Volume

+( X )+ = Gallons

| Initial Pump or Tubing Depth in Well (Feet): | Final Pump or Tubing Depth in Well: | Purging Initiated At: | Purging Ended At: | Total Volume Purged (Gallons): |
|---|---|---|---|---|

| Time | Volume Purged (Gal) | CUMUL Volume Purged (Gal) | Purge Rate (gpm) | Depth to Water (Feet) | pH (Standard Units) | Temp. (°C) | Conductivity (µmhos/cm or µS/cm) | Dissolved Oxygen (circle mg/L or % saturation) | Turbidity (NTUs) | Color (Describe) | Odor (Describe) | ORP |
|---|---|---|---|---|---|---|---|---|---|---|---|---|
| | | | | | | | | | | | | |
| | | | | | | | | | | | | |
| | | | | | | | | | | | | |
| | | | | | | | | | | | | |
| | | | | | | | | | | | | |
| | | | | | | | | | | | | |
| | | | | | | | | | | | | |
| | | | | | | | | | | | | |
| | | | | | | | | | | | | |
| | | | | | | | | | | | | |

Well Capacity (Gallons Per Foot): **0.75"** = 0.02; **1"** = 0.04; **1.25"** = 0.06; **2"** = 0.16; **3"** = 0.37; **4"** = 0.65; **5"** = 1.02; **6"** = 1.47; **12"** = 5.88
**Tubing Inside DIA. Capacity** (Gal./Ft.): **1/8"** = 0.0006; **3/16"** = 0.0014; **1/4"** = 0.0026; **5/16"** = 0.004; **3/8"** = 0.006; **1/2"** = 0.010; **5/8"** = 0.016

## SAMPLING DATA

| Sampled By (Print) | Sampler(s) Signatures | Sampling Initiated At: | Sampling Ended At: |
|---|---|---|---|
| James Stockbridge / Pace | | 0950 | |

| Pump or Tubing Depth in Well (Feet): | Sample Pump Flow Rate (mL per minute): | Tubing Material Code: | Field Decontamination: | Field-Filtered: | Duplicate: |
|---|---|---|---|---|---|
| | 100-200ml | PE | [Yes] [No] | [Yes] [No] Filter Size: µm | [Yes] [No] |

| Sample ID Code | # Containers | Material Code | Volume | Preservative Used | Total Volume Added in Field (mL) | Final pH | Intended Analysis and/or Method | Sampling Equipment Code |
|---|---|---|---|---|---|---|---|---|
| | | | | | | | | |
| | | | | | | | | |
| | | | | | | | | |
| | | | | | | | | |
| | | | | | | | | |

**Weather Conditions**
[ ] Sunny
[ ] Partly Cloudy
[✓] Cloudy
Temperature: 68
Rain: [Yes] [No]
Wind Speed: 0
Wind Direction:

[ ] **Surface Water** Taken From:
Total Depth:_____ [ ] Shore [ ] Surface
Type: [ ] Lake [ ] Stream [ ] Boat [ ] Mid-Depth
[ ] River [ ] Other _____ [ ] Bridge [ ] Bottom
[ ] Wading [ ] Other

[ ] **Waste Water**: Start Time _____ Finish Time _____
Sampling Point:_____ Volume:_____
[ ] Composite [ ] Grab
mL per: [ ] Hour [ ] ½ Hour [ ]

[ ] Soils/Sediment Sampling Point: Sample Depth: [ ] Composite [ ] Grab

[ ] Drum Waste Type: Layers [Yes] [No] [ ] Composite [ ] Grab

[ ] Other: Sampling Point: Sample Depth: [ ] Composite [ ] Grab

**Discharged Method** [ ] **Ground** [ ] **Barrel** **On Ice @** **Bottles Preserved <2pH**

Field Notes:

**See Work Order/Bottle Order**

# Pace Analytical Field Sampling Log

| Site Name: Tomoka Landfill Semi-Annual | Site Location: Volusia County, FL |
|---|---|

| Well #: B62-2 | Sample ID: | Date: 11/17/11 |
|---|---|---|

## PURGING DATA

YSI: 02606/2697 (08K101526)

| Well Diameter: 2" | Tubing Diameter: 3/8" | Well Screen Interval Depth: Feet to | Static Depth to Water: 14.34 | Sampling Device: PP |
|---|---|---|---|---|

Well Volume Purge: (Total Well Depth– Static Depth to Water) X Well Capacity= Well Volume

( 22.05 - 14.34 ) X 0.16 Gallons/Foot = 1.2336 Gallons

Equipment Volume Purge: Pump Volume + (Tubing Capacity X Tubing Length) + Flow Cell Volume= Equipment Volume

+( X )+ = Gallons

| Initial Pump or Tubing Depth in Well (Feet): 16 | Final Pump or Tubing Depth in Well: 16 | Purging Initiated At: 1004 | Purging Ended At: 1022 | Total Volume Purged (Gallons): 2.08 |
|---|---|---|---|---|

| Time | Volume Purged (Gal) | CUMUL Volume Purged (Gal) | Purge Rate (gpm) | Depth to Water (Feet) | pH (Standard Units) | Temp. (°C) | Conductivity (µmhos/cm or mS/cm) | Dissolved Oxygen (circle mg/L or % saturation) | Turbidity (NTUs) | Color (Describe) | Odor (Describe) | ORP |
|---|---|---|---|---|---|---|---|---|---|---|---|---|
| 1016 | 1.30 | 1.30 | .13 | 15.40 | 7.09 | 24.49 | 1393 | 0.42 | 1.63 | ORANGE | Yes | -82.1 |
| 1019 | .39 | 1.69 | 1 | 15.40 | 7.08 | 24.50 | 1411 | 0.31 | 0.60 | 1 | 1 | -85.5 |
| 1022 | .39 | 2.08 | 1 | 15.40 | 7.07 | 24.53 | 1416 | 0.27 | 0.34 | | | -87.3 |
| | | | | | | | | | | | | |
| | | | | | | | | | | | | |
| | | | | | | | | | | | | |
| | | | | | | | | | | | | |
| | | | | | | | | | | | | |
| | | | | | | | | | | | | |
| | | | | | | | | | | | | |

Well Capacity (Gallons Per Foot): 0.75" = 0.02; 1" = 0.04; 1.25" = 0.06; 2" = 0.16; 3" = 0.37; 4" = 0.65; 5" = 1.02; 6" = 1.47; 12" = 5.88
Tubing Inside DIA. Capacity (Gal./Ft.): 1/8" = 0.0006; 3/16" = 0.0014; 1/4" = 0.0026; 5/16" = 0.004; 3/8" = 0.006; 1/2" = 0.010; 5/8" = 0.016

## SAMPLING DATA

| Sampled By (Print) James Stockbridge / Pace | Sampler(s) Signatures | Sampling Initiated At: 1023 | Sampling Ended At: 1031 |
|---|---|---|---|

| Pump or Tubing Depth in Well (Feet): 16 | Sample Pump Flow Rate (mL per minute): 100-200ml | Tubing Material Code: PE | Field Decontamination: [Yes] [No] | Field-Filtered: [Yes] [No] Filter Size: µm | Duplicate: [Yes] [No] |
|---|---|---|---|---|---|

| Sample ID Code | # Containers | Material Code | Volume | Preservative Used | Total Volume Added in Field (mL) | Final pH | Intended Analysis and/or Method | Sampling Equipment Code |
|---|---|---|---|---|---|---|---|---|
| | | | | | | | | |
| | | | | | | | | |
| | | | | | | | | |
| | | | | | | | | |
| | | | | | | | | |

**Weather Conditions**
[ ] Sunny
[ ] Partly Cloudy
[ ] Cloudy
Temperature: 68
Rain: [Yes] [No]
Wind Speed: 5-10
Wind Direction: W

[ ] **Surface Water** Taken From:
Total Depth:_____ [ ] Shore [ ] Surface
Type: [ ] Lake [ ] Stream [ ] Boat [ ] Mid-Depth
[ ] River [ ] Other _____ [ ] Bridge [ ] Bottom
[ ] Wading [ ] Other

[ ] **Waste Water**: Start Time _____ Finish Time _____
Sampling Point:_____ Volume:_____
[ ] Composite [ ] Grab
mL per: [ ] Hour [ ] ½ Hour [ ]

[ ] Soils/Sediment Sampling Point: Sample Depth: [ ] Composite [ ] Grab

[ ] Drum Waste Type: Layers [Yes] [No] [ ] Composite [ ] Grab

[ ] Other: Sampling Point: Sample Depth: [ ] Composite [ ] Grab

**Discharged Method** [ ] **Ground** [ ] **Barrel** **On Ice @** 1032 **Bottles Preserved <2pH**

Field Notes:

**See Work Order/Bottle Order**

# Pace Analytical Field Sampling Log

| Site Name: Tomoka Landfill Semi-Annual | Site Location: Volusia County, FL | |
|---|---|---|
| Well #: B-64 | Sample ID: | Date: 11/17/11 |

## PURGING DATA

YSI: 02606/2697 (08K101526)

| Well Diameter: 2" | Tubing Diameter: 3/8" | Well Screen Interval Depth: Feet to | Static Depth to Water: 6.48 | Sampling Device: PP |
|---|---|---|---|---|

Well Volume Purge: (Total Well Depth– Static Depth to Water) X Well Capacity= Well Volume

( 17.10 - 6.48 ) X 0.16 Gallons/Foot = 1.6992 Gallons

Equipment Volume Purge: Pump Volume + (Tubing Capacity X Tubing Length) + Flow Cell Volume= Equipment Volume

+( X )+ = Gallons

| Initial Pump or Tubing Depth in Well (Feet): 8 | Final Pump or Tubing Depth in Well: 8 | Purging Initiated At: 1050 | Purging Ended At: 1101 | Total Volume Purged (Gallons): 2.75 |
|---|---|---|---|---|

| Time | Volume Purged (Gal) | CUMUL Volume Purged (Gal) | Purge Rate (gpm) | Depth to Water (Feet) | pH (Standard Units) | Temp. (°C) | Conductivity (umhos/cm or mS/cm) | Dissolved Oxygen (circle mg/L or % saturation) | Turbidity (NTUs) | Color (Describe) | Odor (Describe) | ORP |
|---|---|---|---|---|---|---|---|---|---|---|---|---|
| 1057 | 1.75 | 1.75 | .25 | 7.96 | 6.86 | 23.46 | 447 | 1.36 | 4.87 | Yellow | None | 57.5 |
| 1059 | .50 | 2.25 | 1 | 7.96 | 6.85 | 23.57 | 454 | 1.06 | 0.58 | 1 | 1 | 57.7 |
| 1101 | .50 | 2.75 | 1 | 7.96 | 6.84 | 23.61 | 455 | 0.90 | 0.41 | 1 | 1 | 36.6 |

Well Capacity (Gallons Per Foot): 0.75" = 0.02; 1" = 0.04; 1.25" = 0.06; 2" = 0.16; 3" = 0.37; 4" = 0.65; 5" = 1.02; 6" = 1.47; 12" = 5.88
Tubing Inside DIA. Capacity (Gal./Ft.): 1/8" = 0.0006; 3/16" = 0.0014; 1/4" = 0.0026; 5/16" = 0.004; 3/8" = 0.006; 1/2" = 0.010; 5/8" = 0.016

## SAMPLING DATA

| Sampled By (Print) James Stockbridge / Pace | Sampler(s) Signatures | Sampling Initiated At: 1102 | Sampling Ended At: 1110 |
|---|---|---|---|

| Pump or Tubing Depth in Well (Feet): 8 | Sample Pump Flow Rate (mL per minute): 100-200ml | Tubing Material Code: PE | Field Decontamination: (Yes) [No] | Field-Filtered: [Yes] (No) Filter Size: ___ µm | Duplicate: [Yes] (No) |
|---|---|---|---|---|---|

| Sample ID Code | # Containers | Material Code | Volume | Preservative Used | Total Volume Added in Field (mL) | Final pH | Intended Analysis and/or Method | Sampling Equipment Code |
|---|---|---|---|---|---|---|---|---|
| | | | | | | | | |

**Weather Conditions**
[ ] Sunny
[ ] Partly Cloudy
[✓] Cloudy
Temperature: 72
Rain: [Yes] (No)
Wind Speed: 5-10
Wind Direction: W

[ ] **Surface Water** Taken From:
Total Depth:_____ [ ] Shore [ ] Surface
Type: [ ] Lake [ ] Stream [ ] Boat [ ] Mid-Depth
[ ] River [ ] Other _____ [ ] Bridge [ ] Bottom
[ ] Wading [ ] Other

[ ] **Waste Water**: Start Time _____ Finish Time _____
Sampling Point:_____ Volume:_____
[ ] Composite [ ] Grab
mL per: [ ] Hour [ ] ½ Hour [ ]

[ ] Soils/Sediment Sampling Point: Sample Depth: [ ] Composite [ ] Grab

[ ] Drum Waste Type: Layers [Yes] [No] [ ] Composite [ ] Grab

[ ] Other: Sampling Point: Sample Depth: [ ] Composite [ ] Grab

**Discharged Method** [✓] **Ground** [ ] **Barrel** **On Ice @** 1111 **Bottles Preserved <2pH**

Field Notes:

**See Work Order/Bottle Order**

# Pace Analytical Field Sampling Log

| Site Name: Tomoka Landfill Semi-Annual | Site Location: Volusia County, FL | |
|---|---|---|
| Well #: B43-2 | Sample ID: | Date: 11/17/11 |

## PURGING DATA

YSI: 02606/2697 08K101324

| Well Diameter: 2" | Tubing Diameter: 3/8" | Well Screen Interval Depth: Feet to | Static Depth to Water: 6.01 | Sampling Device: PP |
|---|---|---|---|---|

Well Volume Purge: (Total Well Depth– Static Depth to Water) X Well Capacity= Well Volume

( 14.74 - 6.01 ) X 0.16 Gallons/Foot = Gallons

Equipment Volume Purge: Pump Volume + (Tubing Capacity X Tubing Length) + Flow Cell Volume= Equipment Volume

+( X )+ = Gallons

| Initial Pump or Tubing Depth in Well (Feet): 8 | Final Pump or Tubing Depth in Well: 10 | Purging Initiated At: 1125 | Purging Ended At: 1142 | Total Volume Purged (Gallons): 2.21 |
|---|---|---|---|---|

| Time | Volume Purged (Gal) | CUMUL Volume Purged (Gal) | Purge Rate (gpm) | Depth to Water (Feet) | pH (Standard Units) | Temp. (°C) | Conductivity (µmhos/cm or mS/cm) | Dissolved Oxygen (circle mg/L or % saturation) | Turbidity (NTUs) | Color (Describe) | Odor (Describe) | ORP |
|---|---|---|---|---|---|---|---|---|---|---|---|---|
| 1136 | 1.43 | 1.43 | 13 | 9.16 | 6.38 | 23.26 | 426 | 0.44 | 0.67 | NONE | NONE | 35.6 |
| 1139 | .39 | 1.82 | 1 | 9.16 | 6.41 | 23.29 | 418 | 0.37 | 1.39 | 1 | 1 | 25.1 |
| 1142 | .39 | 2.21 | | 9.16 | 6.42 | 23.31 | 420 | 0.31 | 3.67 | | | 24.8 |
| | | | | | | | | | | | | |
| | | | | | | | | | | | | |
| | | | | | | | | | | | | |
| | | | | | | | | | | | | |
| | | | | | | | | | | | | |
| | | | | | | | | | | | | |
| | | | | | | | | | | | | |

Well Capacity (Gallons Per Foot): 0.75" = 0.02; 1" = 0.04; 1.25" = 0.06; 2" = 0.16; 3" = 0.37; 4" = 0.65; 5" = 1.02; 6" = 1.47; 12" = 5.88
Tubing Inside DIA. Capacity (Gal./Ft.): 1/8" = 0.0006; 3/16" = 0.0014; 1/4" = 0.0026; 5/16" = 0.004; 3/8" = 0.006; 1/2" = 0.010; 5/8" = 0.016

## SAMPLING DATA

| Sampled By (Print) | Sampler(s) Signatures | Sampling Initiated At: | Sampling Ended At: |
|---|---|---|---|
| James Stockbridge / Pace | | 1143 | 1151 |

| Pump or Tubing Depth in Well (Feet): | Sample Pump Flow Rate (mL per minute): | Tubing Material Code: | Field Decontamination: | Field-Filtered: | Duplicate: |
|---|---|---|---|---|---|
| 10 | 100-200ml | PE | [Yes] [No] | [Yes] [No] Filter Size: µm | [Yes] [No] |

| Sample ID Code | # Containers | Material Code | Volume | Preservative Used | Total Volume Added in Field (mL) | Final pH | Intended Analysis and/or Method | Sampling Equipment Code |
|---|---|---|---|---|---|---|---|---|
| | | | | | | | | |
| | | | | | | | | |
| | | | | | | | | |
| | | | | | | | | |
| | | | | | | | | |

**Weather Conditions**
[✓] Sunny
[ ] Partly Cloudy
[ ] Cloudy
Temperature: 73
Rain: [Yes] [No]
Wind Speed: 5
Wind Direction: W

[ ] **Surface Water** Taken From:
Total Depth:_____ [ ] Shore [ ] Surface
Type: [ ] Lake [ ] Stream [ ] Boat [ ] Mid-Depth
[ ] River [ ] Other _____ [ ] Bridge [ ] Bottom
[ ] Wading [ ] Other

[ ] **Waste Water:** Start Time _____ Finish Time _____
Sampling Point:_____ Volume:_____
[ ] Composite [ ] Grab
mL per: [ ] Hour [ ] ½ Hour [ ]

[ ] Soils/Sediment Sampling Point: Sample Depth: [ ] Composite [ ] Grab

[ ] Drum Waste Type: Layers [Yes] [No] [ ] Composite [ ] Grab

[ ] Other: Sampling Point: Sample Depth: [ ] Composite [ ] Grab

**Discharged Method** [✓] **Ground** [ ] **Barrel** **On Ice @** 1152 **Bottles Preserved <2pH**

Field Notes:

**See Work Order/Bottle Order**

:\Field\Field Sheets

# Pace Analytical Field Sampling Log

| Site Name: Tomoka Landfill Semi-Annual | Site Location: Volusia County, FL |
|---|---|
| Well #: B-44 | Sample ID: | Date: 11/17/11 |

## PURGING DATA

YSI: 02606/2697 03K105226

| Well Diameter: 2" | Tubing Diameter: 3/8" | Well Screen Interval Depth: Feet to | Static Depth to Water: 6.96 | Sampling Device: PP |
|---|---|---|---|---|

Well Volume Purge: (Total Well Depth– Static Depth to Water) X Well Capacity= Well Volume

( 14.61 - 6.96 ) X 0.16 Gallons/Foot = 1.224 Gallons

Equipment Volume Purge: Pump Volume + (Tubing Capacity X Tubing Length) + Flow Cell Volume= Equipment Volume

+( X )+ = Gallons

| Initial Pump or Tubing Depth in Well (Feet): 9 | Final Pump or Tubing Depth in Well: 9 | Purging Initiated At: 1201 | Purging Ended At: 1217 | Total Volume Purged (Gallons): 2.08 |
|---|---|---|---|---|

| Time | Volume Purged (Gal) | CUMUL Volume Purged (Gal) | Purge Rate (gpm) | Depth to Water (Feet) | pH (Standard Units) | Temp. (°C) | Conductivity (µmhos/cm or µS/cm) | Dissolved Oxygen (circle mg/L or % saturation) | Turbidity (NTUs) | Color (Describe) | Odor (Describe) | ORP |
|---|---|---|---|---|---|---|---|---|---|---|---|---|
| 1211 | 1.30 | 1.30 | .13 | 5.70 | 5.12 | 22.86 | 383 | 0.26 | 0.98 | NONE | NONE | 142.4 |
| 1214 | .39 | 1.69 | 1 | 5.70 | 5.19 | 22.90 | 380 | 0.25 | 0.84 | 1 | 1 | 129.0 |
| 1217 | .39 | 2.08 | 1 | 5.70 | 5.27 | 22.84 | 380 | 0.21 | 0.74 | 1 | 1 | 115.0 |
| | | | | | | | | | | | | |
| | | | | | | | | | | | | |
| | | | | | | | | | | | | |
| | | | | | | | | | | | | |
| | | | | | | | | | | | | |
| | | | | | | | | | | | | |
| | | | | | | | | | | | | |

Well Capacity (Gallons Per Foot): 0.75" = 0.02; 1" = 0.04; 1.25" = 0.06; 2" = 0.16; 3" = 0.37; 4" = 0.65; 5" = 1.02; 6" = 1.47; 12" = 5.88
Tubing Inside DIA. Capacity (Gal./Ft.): 1/8" = 0.0006; 3/16" = 0.0014; 1/4" = 0.0026; 5/16" = 0.004; 3/8" = 0.006; 1/2" = 0.010; 5/8" = 0.016

## SAMPLING DATA

| Sampled By (Print) James Stockbridge / Pace | Sampler(s) Signatures | Sampling Initiated At: 1218 | Sampling Ended At: 1225 |
|---|---|---|---|

| Pump or Tubing Depth in Well (Feet): 9 | Sample Pump Flow Rate (mL per minute): 100-200ml | Tubing Material Code: PE | Field Decontamination: (Yes) [No] | Field-Filtered: [Yes] (No) Filter Size: ___ µm | Duplicate: [Yes] (No) |
|---|---|---|---|---|---|

| Sample ID Code | # Containers | Material Code | Volume | Preservative Used | Total Volume Added in Field (mL) | Final pH | Intended Analysis and/or Method | Sampling Equipment Code |
|---|---|---|---|---|---|---|---|---|
| | | | | | | | | |
| | | | | | | | | |
| | | | | | | | | |
| | | | | | | | | |
| | | | | | | | | |

**Weather Conditions**
[✓] Sunny
[ ] Partly Cloudy
[ ] Cloudy
Temperature: 73
Rain: [Yes] (No)
Wind Speed: 0
Wind Direction:

[ ] **Surface Water** Taken From:
Total Depth:_____ [ ] Shore [ ] Surface
Type: [ ] Lake [ ] Stream [ ] Boat [ ] Mid-Depth
[ ] River [ ] Other _____ [ ] Bridge [ ] Bottom
[ ] Wading [ ] Other

[ ] **Waste Water**: Start Time _____ Finish Time _____
Sampling Point:_____ Volume:_____
[ ] Composite [ ] Grab
mL per: [ ] Hour [ ] ½ Hour [ ]

[ ] Soils/Sediment Sampling Point: Sample Depth: [ ] Composite [ ] Grab

[ ] Drum Waste Type: Layers [Yes] [No] [ ] Composite [ ] Grab

[ ] Other: Sampling Point: Sample Depth: [ ] Composite [ ] Grab

**Discharged Method** [✓] **Ground** [ ] **Barrel** **On Ice @** 1224 **Bottles Preserved <2pH**

Field Notes:

**See Work Order/Bottle Order**

:\Field\Field Sheets

# Pace Analytical Field Sampling Log

| | |
|---|---|
| Site Name: Tomoka Landfill Semi-Annual | Site Location: Volusia County, FL |
| Well #: B59-1 /Dup | Sample ID: |
| | Date: 11/12/11 |

## PURGING DATA

YSI: 02606/2697 C8K101526

| Well Diameter: 2" | Tubing Diameter: 3/8" | Well Screen Interval Depth: Feet to | Static Depth to Water: 7.87 | Sampling Device: PP |
|---|---|---|---|---|

Well Volume Purge: (Total Well Depth– Static Depth to Water) X Well Capacity= Well Volume

( 35.10 - 7.87 ) X 0.16 Gallons/Foot = 4.3568 Gallons

Equipment Volume Purge: Pump Volume + (Tubing Capacity X Tubing Length) + Flow Cell Volume= Equipment Volume

+( X )+ = Gallons

| Initial Pump or Tubing Depth in Well (Feet): 10 | Final Pump or Tubing Depth in Well: 11 | Purging Initiated At: 1234 | Purging Ended At: 1302 | Total Volume Purged (Gallons): 7.00 |
|---|---|---|---|---|

| Time | Volume Purged (Gal) | CUMUL Volume Purged (Gal) | Purge Rate (gpm) | Depth to Water (Feet) | pH (Standard Units) | Temp. (°C) | Conductivity (µmhos/cm or µS/cm) | Dissolved Oxygen (circle mg/L or % saturation) | Turbidity (NTUs) | Color (Describe) | Odor (Describe) | ORP |
|---|---|---|---|---|---|---|---|---|---|---|---|---|
| 1252 | 4.50 | 4.50 | .25 | 10.06 | 6.85 | 25.10 | 6.37 | 0.07 | 0.16 | NONE | NONE | -66.1 |
| 1257 | 1.25 | 5.75 | 1 | 10.06 | 6.86 | 25.04 | 6.35 | 0.07 | 0.14 | | | -66.7 |
| 1302 | 1.25 | 7.00 | | 10.06 | 6.85 | 25.03 | 6.35 | 0.06 | 0.10 | | | -66.8 |
| | | | | | | | | | | | | |
| | | | | | | | | | | | | |
| | | | | | | | | | | | | |
| | | | | | | | | | | | | |
| | | | | | | | | | | | | |
| | | | | | | | | | | | | |
| | | | | | | | | | | | | |

Well Capacity (Gallons Per Foot): 0.75" = 0.02; 1" = 0.04; 1.25" = 0.06; 2" = 0.16; 3" = 0.37; 4" = 0.65; 5" = 1.02; 6" = 1.47; 12" = 5.88
Tubing Inside DIA. Capacity (Gal./Ft.): 1/8" = 0.0006; 3/16" = 0.0014; 1/4" = 0.0026; 5/16" = 0.004; 3/8" = 0.006; 1/2" = 0.010; 5/8" = 0.016

## SAMPLING DATA

| Sampled By (Print) | Sampler(s) Signatures | Sampling Initiated At: | Sampling Ended At: |
|---|---|---|---|
| James Stockbridge / Pace | | 1303 | 1320 |

| Pump or Tubing Depth in Well (Feet): 11 | Sample Pump Flow Rate (mL per minute): 100-200ml | Tubing Material Code: PE | Field Decontamination: [Yes] [No] | Field-Filtered: [Yes] [No] Filter Size: µm | Duplicate: [Yes] [No] |
|---|---|---|---|---|---|

| Sample ID Code | # Containers | Material Code | Volume | Preservative Used | Total Volume Added in Field (mL) | Final pH | Intended Analysis and/or Method | Sampling Equipment Code |
|---|---|---|---|---|---|---|---|---|
| | | | | | | | | |
| | | | | | | | | |
| | | | | | | | | |
| | | | | | | | | |
| | | | | | | | | |

**Weather Conditions**
[ ] Sunny
[ ] Partly Cloudy
[✓] Cloudy
Temperature: 75
Rain: [Yes] [No]
Wind Speed: 5
Wind Direction: W

[ ] **Surface Water** Taken From:
Total Depth:_____ [ ] Shore [ ] Surface
Type: [ ] Lake [ ] Stream [ ] Boat [ ] Mid-Depth
[ ] River [ ] Other _____ [ ] Bridge [ ] Bottom
[ ] Wading [ ] Other

[ ] **Waste Water**: Start Time _____ Finish Time _____
Sampling Point:_____ Volume:_____
[ ] Composite [ ] Grab
mL per: [ ] Hour [ ] ½ Hour [ ]

[ ] Soils/Sediment Sampling Point: Sample Depth: [ ] Composite [ ] Grab

[ ] Drum Waste Type: Layers [Yes] [No] [ ] Composite [ ] Grab

[ ] Other: Sampling Point: Sample Depth: [ ] Composite [ ] Grab

**Discharged Method** [✓] **Ground** [ ] **Barrel** **On Ice @** 1321 **Bottles Preserved <2pH**

Field Notes: Very Dusty Area

**See Work Order/Bottle Order**

# Pace Analytical Field Sampling Log

| Site Name: Tomoka Landfill Semi-Annual | Site Location: Volusia County, FL | |
|---|---|---|
| Well #: B59-2 | Sample ID: | Date: 11/17/11 |

## PURGING DATA

YSI: 02606/2697 OBR101526

| Well Diameter: 2" | Tubing Diameter: 3/8" | Well Screen Interval Depth: Feet to | Static Depth to Water: 8.07 | Sampling Device: PP |
|---|---|---|---|---|

Well Volume Purge: (Total Well Depth– Static Depth to Water) X Well Capacity= Well Volume

( 17.81 - 8.07 ) X 0.16 Gallons/Foot = Gallons

Equipment Volume Purge: Pump Volume + (Tubing Capacity X Tubing Length) + Flow Cell Volume= Equipment Volume

+( X )+ = Gallons

| Initial Pump or Tubing Depth in Well (Feet): 10 | Final Pump or Tubing Depth in Well: 10 | Purging Initiated At: 1325 | Purging Ended At: 1339 | Total Volume Purged (Gallons): 2.75 |
|---|---|---|---|---|

| Time | Volume Purged (Gal) | CUMUL Volume Purged (Gal) | Purge Rate (gpm) | Depth to Water (Feet) | pH (Standard Units) | Temp. (°C) | Conductivity (µmhos/cm or mS/cm) | Dissolved Oxygen (circle mg/L or % saturation) | Turbidity (NTUs) | Color (Describe) | Odor (Describe) | ORP |
|---|---|---|---|---|---|---|---|---|---|---|---|---|
| 1335 | 1.75 | 1.75 | .25 | 9.48 | 6.61 | 25.47 | 1000 | 0.14 | 16.86 | Orange | None | -52.1 |
| 1337 | .50 | 2.25 | 1 | 9.48 | 6.58 | 25.48 | 998 | 0.09 | 12.84 | 1 | 1 | -50.5 |
| 1339 | .50 | 2.75 | | 9.48 | 6.56 | 25.44 | 993 | 0.08 | 11.25 | | | -49.9 |
| | | | | | | | | | | | | |
| | | | | | | | | | | | | |
| | | | | | | | | | | | | |
| | | | | | | | | | | | | |
| | | | | | | | | | | | | |
| | | | | | | | | | | | | |
| | | | | | | | | | | | | |

Well Capacity (Gallons Per Foot): 0.75" = 0.02; 1" = 0.04; 1.25" = 0.06; 2" = 0.16; 3" = 0.37; 4" = 0.65; 5" = 1.02; 6" = 1.47; 12" = 5.88
Tubing Inside DIA. Capacity (Gal./Ft.): 1/8" = 0.0006; 3/16" = 0.0014; 1/4" = 0.0026; 5/16" = 0.004; 3/8" = 0.006; 1/2" = 0.010; 5/8" = 0.016

## SAMPLING DATA

| Sampled By (Print) | Sampler(s) Signatures | Sampling Initiated At: | Sampling Ended At: |
|---|---|---|---|
| James Stockbridge / Pace | [signature] | 1340 | 1348 |

| Pump or Tubing Depth in Well (Feet): | Sample Pump Flow Rate (mL per minute): | Tubing Material Code: | Field Decontamination: | Field-Filtered: | Duplicate: |
|---|---|---|---|---|---|
| 10 | 100-200ml | PE | [Yes] [No] | [Yes] [No] Filter Size: µm | [Yes] [No] |

| Sample ID Code | # Containers | Material Code | Volume | Preservative Used | Total Volume Added in Field (mL) | Final pH | Intended Analysis and/or Method | Sampling Equipment Code |
|---|---|---|---|---|---|---|---|---|
| | | | | | | | | |
| | | | | | | | | |
| | | | | | | | | |
| | | | | | | | | |
| | | | | | | | | |
| | | | | | | | | |

**Weather Conditions**
[ ] Sunny
[ ] Partly Cloudy
[✓] Cloudy
Temperature: 77
Rain: [Yes] [No]
Wind Speed: 5-10
Wind Direction: W

[ ] **Surface Water** Taken From:
Total Depth:_____ [ ] Shore [ ] Surface
Type: [ ] Lake [ ] Stream [ ] Boat [ ] Mid-Depth
[ ] River [ ] Other _____ [ ] Bridge [ ] Bottom
[ ] Wading [ ] Other

[ ] **Waste Water:** Start Time _____ Finish Time _____
Sampling Point:_____ Volume:_____
[ ] Composite [ ] Grab
mL per: [ ] Hour [ ] ½ Hour [ ]

[ ] Soils/Sediment Sampling Point: Sample Depth: [ ] Composite [ ] Grab

[ ] Drum Waste Type: Layers [Yes] [No] [ ] Composite [ ] Grab

[ ] Other: Sampling Point: Sample Depth: [ ] Composite [ ] Grab

**Discharged Method** [✓] **Ground** [ ] **Barrel** **On Ice @** 1329 **Bottles Preserved <2pH**

Field Notes:

**See Work Order/Bottle Order**

:\Field\Field Sheets

| Pace Analytical | Document Name: Sample Condition Upon Receipt Form | Document Revised: September 23, 2011 |
|---|---|---|
| | Document No.: F-FL-C-007 rev. 04 | Issuing Authorities: Pace Florida Quality Office |

# Sample Condition Upon Receipt Form (SCUR)

Table Number: _____

Client Name: Volusia County Project # 3543458

**Courier:** ☐ Fed Ex ☐ UPS ☐ USPS ☐ Client ☐ Commercial ☐ Pace ☐ Other _____

**Tracking #** _____

**Custody Seal on Cooler/Box Present:** ☐ yes ☒ no Seals intact: ☐ yes ☐ no

**Packing Material:** ☒ Bubble Wrap ☒ Bubble Bags ☐ None ☐ Other _____

**Thermometer Used** T39 **Type of Ice:** (Wet) Blue None

**Cooler Temperature°C** 5.4 **(Visual)** ~1.0 **(Correction Factor)** 4.4 **(Actual)**

(Temp should be above freezing to 6°C). If below 0°C, then was sample frozen? ☐Yes ☐No

**Date and Initials of person examining contents:** (MO) 11/17/4

**Receipt of samples satisfactory:** ☐Yes ☐No **Rush TAT requested on COC:**

| If yes, then all conditions below were met: | If no, then mark box & describe issue (use comments area if necessary): |
|---|---|
| Chain of Custody Present | ☐ |
| Chain of Custody Filled Out | ☐ |
| Relinquished Signature & Sampler Name COC | ☐ |
| Samples Arrived within Hold Time | ☐ |
| Sufficient Volume | ☐ |
| Correct Containers Used | ☐ |
| Containers Intact | ☐ |
| Sample Labels match COC (sample IDs & date/time of collection) | ☐ No Labels: ☐ No Time/Date on Labels: ☐ |
| All containers needing preservation are found to be in compliance with EPA recommendation. | ☐ |
| No Headspace in VOA Vials ( >6mm): | ☐ |

**Client Notification/ Resolution:**

Person Contacted: _____ Date/Time: _____

Comments/ Resolution (use back for additional comments): _____

**Project Manager Review:** _____ **Date:** 11/18/14

## Finished Product Information Only

**F.P. Sample ID:** _____

**Production Code:** _____

**Date/Time Opened:** _____

**Number of Unopened Bottles Remaining:** _____

**Extra Sample in Shed:** Yes No

**Size & Qty of Bottles Received**

_____ x 5 Gal
_____ x 2.5 Gal
_____ x 1 Gal
_____ x 1 Liter
_____ x 500 mL
_____ x 250 mL
_____ x Other: _____

**Pace Analytical Services, Inc.**
8 East Tower Circle
Ormond Beach, FL 32174
(386)672-5668

December 05, 2011

Ms. Jennifer Stirk
Volusia County Solid Waste Management
1990 Tomoka Farms Road
Port Orange, FL 32128

RE: Project: Tomoka LF Leachate
Pace Project No.: 3543582

Dear Ms. Stirk:
Enclosed are the analytical results for sample(s) received by the laboratory on November 18, 2011. The results relate only to the samples included in this report. Results reported herein conform to the most current TNI standards and the laboratory's Quality Assurance Manual, where applicable, unless otherwise noted in the body of the report.

The results for Kepone, a,a-Dimethylphenethylamine, and 1,4-Phenylenediamine on 3543582 were reported as a Tentively Indentified Compounds (TIC).

If you have any questions concerning this report, please feel free to contact me.

Sincerely,

Jeff Baylor

Jeff Baylor

jeff.baylor@pacelabs.com
Project Manager

Enclosures

cc: Ken Guilbeault, SCS Engineers
Ms. Katherine Weitz, HDR Engineering, Inc.

**Pace Analytical Services, Inc.**
8 East Tower Circle
Ormond Beach, FL 32174
(386)672-5668

# CERTIFICATIONS

Project: Tomoka LF Leachate
Pace Project No.: 3543582

**Ormond Beach Certification IDs**
8 East Tower Circle, Ormond Beach, FL 32174
Alabama Certification #: 41320
Arizona Certification #: AZ0735
Colorado Certification: FL NELAC Reciprocity
Connecticut Certification #: PH 0216
Florida Certification #: E83079
Georgia Certification #: 955
Guam Certification: FL NELAC Reciprocity
Hawaii Certification: FL NELAC Reciprocity
Illinois Certification #: 200068
Indiana Certification: FL NELAC Reciprocity
Kansas Certification #: E-10383
Kentucky Certification #: 90050
Louisiana Certification #: FL NELAC Reciprocity
Louisiana Environmental Certificate #: 05007
Maine Certification #: FL01264
Massachusetts Certification #: M-FL1264
Michigan Certification #: 9911
Mississippi Certification: FL NELAC Reciprocity
Missouri Certification #: 236
Montana Certification #: Cert 0074
Nevada Certification: FL NELAC Reciprocity
New Hampshire Certification #: 2958
New Jersey Certification #: FL765
New York Certification #: 11608
North Carolina Environmental Certificate #: 667
North Carolina Certification #: 12710
Pennsylvania Certification #: 68-00547
Puerto Rico Certification #: FL01264
Tennessee Certification #: TN02974
Texas Certification: FL NELAC Reciprocity
U.S.Virgin Islands Certification: FL NELAC Reciprocity
Virginia Certification #: 00432
Virginia Environmental Certificate #: 460165
Washington Certification #: C955
Wyoming Certification: FL NELAC Reciprocity
Wyoming (EPA Region 8): FL NELAC Reciprocity

**Pace Analytical Services, Inc.**
8 East Tower Circle
Ormond Beach, FL 32174
(386)672-5668

## SAMPLE SUMMARY

Project: Tomoka LF Leachate
Pace Project No.: 3543582

| Lab ID | Sample ID | Matrix | Date Collected | Date Received |
|---|---|---|---|---|
| **3543582001** | **L-1** | Water | 11/18/11 10:10 | 11/18/11 14:52 |
| **3543582002** | **Trip blank (11/18/11)** | Water | 11/18/11 08:00 | 11/18/11 14:52 |

**Pace Analytical Services, Inc.**
8 East Tower Circle
Ormond Beach, FL 32174
(386)672-5668

# SAMPLE ANALYTE COUNT

Project: Tomoka LF Leachate
Pace Project No.: 3543582

| Lab ID | Sample ID | Method | Analysts | Analytes Reported | Laboratory |
|---|---|---|---|---|---|
| **3543582001** | **L-1** | | JSB | 7 | PASI-O |
| | | EPA 8011 | JLR | 2 | PASI-O |
| | | EPA 8081 | JLG | 23 | PASI-O |
| | | EPA 8082 | JTT | 9 | PASI-O |
| | | EPA 8141 | WFH | 7 | PASI-O |
| | | EPA 8151 | LJM | 6 | PASI-O |
| | | EPA 6010 | IST, TAP | 16 | PASI-O |
| | | EPA 6020 | HEA | 2 | PASI-O |
| | | EPA 7470 | DRS | 1 | PASI-O |
| | | EPA 8270 | JEZ | 106 | PASI-O |
| | | EPA 8260 | SK | 62 | PASI-O |
| | | SM 2320B | AMD | 1 | PASI-O |
| | | SM 2540C | MMD | 1 | PASI-O |
| | | EPA 9034 | AAM | 1 | PASI-O |
| | | EPA 300.0 | LAJ | 1 | PASI-O |
| | | EPA 300.0 | LAJ | 1 | PASI-O |
| | | EPA 350.1 | SOA | 1 | PASI-O |
| | | EPA 9012 | SOA | 1 | PASI-O |
| **3543582002** | **Trip blank (11/18/11)** | EPA 8260 | SK | 64 | PASI-O |

**Pace Analytical Services, Inc.**
8 East Tower Circle
Ormond Beach, FL 32174
(386)672-5668

## HITS ONLY

Project: Tomoka LF Leachate
Pace Project No.: 3543582

| Lab Sample ID / Method | Client Sample ID / Parameters | Result | Units | Report Limit | Analyzed | Qualifiers |
|---|---|---|---|---|---|---|
| **3543582001** | **L-1** | | | | | |
| | Field pH | 8.01 | Std. Units | | 11/18/11 10:10 | |
| | Field Temperature | 23.12 | deg C | | 11/18/11 10:10 | |
| | Appearance | Color: Black, Sheen: None | | | 11/18/11 10:10 | |
| | Field Specific Conductance | 5912 | umhos/cm | | 11/18/11 10:10 | |
| | Oxygen, Dissolved | 0.20 | mg/L | | 11/18/11 10:10 | |
| | REDOX | -153.5 | mV | | 11/18/11 10:10 | |
| | Turbidity | 23.95 | NTU | | 11/18/11 10:10 | |
| EPA 6010 | Arsenic | 54.2 | ug/L | 10.0 | 11/22/11 20:15 | |
| EPA 6010 | Barium | 45.8 | ug/L | 10.0 | 11/22/11 20:15 | |
| EPA 6010 | Beryllium | 0.52 I | ug/L | 1.0 | 11/22/11 20:15 | |
| EPA 6010 | Chromium | 94.5 | ug/L | 5.0 | 11/22/11 20:15 | |
| EPA 6010 | Cobalt | 17.5 | ug/L | 10.0 | 11/22/11 20:15 | |
| EPA 6010 | Copper | 60.4 | ug/L | 5.0 | 11/22/11 20:15 | |
| EPA 6010 | Iron | 1760 | ug/L | 40.0 | 11/22/11 20:15 | |
| EPA 6010 | Lead | 7.9 I | ug/L | 10.0 | 11/22/11 20:15 | |
| EPA 6010 | Nickel | 71.2 | ug/L | 5.0 | 11/22/11 20:15 | |
| EPA 6010 | Sodium | 670 | mg/L | 10.0 | 11/22/11 20:19 | D4 |
| EPA 6010 | Vanadium | 22.2 | ug/L | 10.0 | 11/23/11 07:24 | |
| EPA 6010 | Zinc | 188 | ug/L | 20.0 | 11/22/11 20:15 | |
| EPA 6020 | Antimony | 4.1 | ug/L | 1.0 | 11/22/11 12:13 | |
| EPA 7470 | Mercury | 1.0 | ug/L | 0.20 | 11/21/11 10:47 | |
| EPA 8270 | Benzo(a)pyrene | 7.2 I | ug/L | 47.2 | 11/29/11 11:50 | |
| EPA 8270 | Dimethylphthalate | 42.1 I | ug/L | 236 | 11/29/11 11:50 | |
| EPA 8270 | 2,6-Dinitrotoluene | 913 | ug/L | 94.4 | 11/29/11 11:50 | |
| EPA 8270 | 3&4-Methylphenol(m&p Cresol) | 184 I | ug/L | 472 | 11/29/11 11:50 | |
| EPA 8270 | Phenacetin | 19.6 I | ug/L | 236 | 11/29/11 11:50 | |
| EPA 8270 | Phenol | 106 I | ug/L | 236 | 11/29/11 11:50 | |
| EPA 8260 | Acetone | 79.7 | ug/L | 10.0 | 11/30/11 21:54 | |
| EPA 8260 | Acetonitrile | 37.9 | ug/L | 10.0 | 11/30/11 21:54 | |
| EPA 8260 | Benzene | 3.3 | ug/L | 1.0 | 11/30/11 21:54 | |
| EPA 8260 | 2-Butanone (MEK) | 84.0 | ug/L | 10.0 | 11/30/11 21:54 | |
| EPA 8260 | 1,2-Dichloroethane | 0.78 I | ug/L | 1.0 | 11/30/11 21:54 | |
| EPA 8260 | cis-1,2-Dichloroethene | 0.88 I | ug/L | 1.0 | 11/30/11 21:54 | |
| EPA 8260 | Ethylbenzene | 13.1 | ug/L | 1.0 | 11/30/11 21:54 | |
| EPA 8260 | Styrene | 0.68 I | ug/L | 1.0 | 11/30/11 21:54 | |
| EPA 8260 | Toluene | 9.0 | ug/L | 1.0 | 11/30/11 21:54 | |
| EPA 8260 | Xylene (Total) | 21.8 | ug/L | 1.0 | 11/30/11 21:54 | |
| SM 2320B | Alkalinity, Total as CaCO3 | 1840 | mg/L | 25.0 | 11/23/11 12:45 | |
| SM 2540C | Total Dissolved Solids | 3170 | mg/L | 50.0 | 11/22/11 09:57 | |
| EPA 9034 | Sulfide | 10.8 | mg/L | 5.0 | 11/21/11 07:00 | |
| EPA 300.0 | Chloride | 700 | mg/L | 100 | 11/30/11 15:41 | |
| EPA 350.1 | Nitrogen, Ammonia | 319 | mg/L | 2.5 | 11/22/11 12:23 | |
| EPA 9012 | Cyanide | 0.013 I | mg/L | 0.020 | 11/22/11 07:05 | |

**Pace Analytical Services, Inc.**
8 East Tower Circle
Ormond Beach, FL 32174
(386)672-5668

# ANALYTICAL RESULTS

Project: Tomoka LF Leachate
Pace Project No.: 3543582

**Sample: L-1** **Lab ID: 3543582001** Collected: 11/18/11 10:10 Received: 11/18/11 14:52 Matrix: Water

| Parameters | Results | Units | PQL | MDL | DF | Prepared | Analyzed | CAS No. | Qual |
|---|---|---|---|---|---|---|---|---|---|
| **Field Data** | Analytical Method: | | | | | | | | |
| Field pH | **8.01** | Std. Units | | | 1 | | 11/18/11 10:10 | | |
| Field Temperature | **23.12** | deg C | | | 1 | | 11/18/11 10:10 | | |
| Appearance | **Color: Black, Sheen: None** | | | | 1 | | 11/18/11 10:10 | | |
| Field Specific Conductance | **5912** | umhos/cm | | | 1 | | 11/18/11 10:10 | | |
| Oxygen, Dissolved | **0.20** | mg/L | | | 1 | | 11/18/11 10:10 | 7782-44-7 | |
| REDOX | **-153.5** | mV | | | 1 | | 11/18/11 10:10 | | |
| Turbidity | **23.95** | NTU | | | 1 | | 11/18/11 10:10 | | |
| **8011 GCS EDB and DBCP** | Analytical Method: EPA 8011 Preparation Method: EPA 8011 | | | | | | | | |
| 1,2-Dibromo-3-chloropropane | **0.0049U** | ug/L | 0.020 | 0.0049 | 1 | 11/23/11 11:30 | 11/28/11 16:24 | 96-12-8 | |
| 1,2-Dibromoethane (EDB) | **0.0062U** | ug/L | 0.010 | 0.0062 | 1 | 11/23/11 11:30 | 11/28/11 16:24 | 106-93-4 | |
| **8081 GCS Pesticides** | Analytical Method: EPA 8081 Preparation Method: EPA 3510 | | | | | | | | |
| Aldrin | **0.00049U** | ug/L | 0.0098 | 0.00049 | 1 | 11/21/11 04:00 | 11/22/11 20:57 | 309-00-2 | |
| alpha-BHC | **0.00029U** | ug/L | 0.0098 | 0.00029 | 1 | 11/21/11 04:00 | 11/22/11 20:57 | 319-84-6 | |
| beta-BHC | **0.00049U** | ug/L | 0.0098 | 0.00049 | 1 | 11/21/11 04:00 | 11/22/11 20:57 | 319-85-7 | |
| delta-BHC | **0.00039U** | ug/L | 0.0098 | 0.00039 | 1 | 11/21/11 04:00 | 11/22/11 20:57 | 319-86-8 | |
| gamma-BHC (Lindane) | **0.00020U** | ug/L | 0.0098 | 0.00020 | 1 | 11/21/11 04:00 | 11/22/11 20:57 | 58-89-9 | |
| Chlordane (Technical) | **0.078U** | ug/L | 0.49 | 0.078 | 1 | 11/21/11 04:00 | 11/22/11 20:57 | 57-74-9 | |
| Chlorobenzilate | **0.021U** | ug/L | 0.098 | 0.021 | 1 | 11/21/11 04:00 | 11/22/11 20:57 | 510-15-6 | |
| 4,4'-DDD | **0.0019U** | ug/L | 0.0098 | 0.0019 | 1 | 11/21/11 04:00 | 11/22/11 20:57 | 72-54-8 | |
| 4,4'-DDE | **0.00088U** | ug/L | 0.0098 | 0.00088 | 1 | 11/21/11 04:00 | 11/22/11 20:57 | 72-55-9 | |
| 4,4'-DDT | **0.0035U** | ug/L | 0.0098 | 0.0035 | 1 | 11/21/11 04:00 | 11/22/11 20:57 | 50-29-3 | |
| Dieldrin | **0.00049U** | ug/L | 0.0098 | 0.00049 | 1 | 11/21/11 04:00 | 11/22/11 20:57 | 60-57-1 | |
| Endosulfan I | **0.00069U** | ug/L | 0.0098 | 0.00069 | 1 | 11/21/11 04:00 | 11/22/11 20:57 | 959-98-8 | |
| Endosulfan II | **0.00069U** | ug/L | 0.0098 | 0.00069 | 1 | 11/21/11 04:00 | 11/22/11 20:57 | 33213-65-9 | |
| Endosulfan sulfate | **0.00059U** | ug/L | 0.0098 | 0.00059 | 1 | 11/21/11 04:00 | 11/22/11 20:57 | 1031-07-8 | |
| Endrin | **0.0017U** | ug/L | 0.0098 | 0.0017 | 1 | 11/21/11 04:00 | 11/22/11 20:57 | 72-20-8 | |
| Endrin aldehyde | **0.0070U** | ug/L | 0.0098 | 0.0070 | 1 | 11/21/11 04:00 | 11/22/11 20:57 | 7421-93-4 | |
| Heptachlor | **0.0015U** | ug/L | 0.0098 | 0.0015 | 1 | 11/21/11 04:00 | 11/22/11 20:57 | 76-44-8 | |
| Heptachlor epoxide | **0.00039U** | ug/L | 0.0098 | 0.00039 | 1 | 11/21/11 04:00 | 11/22/11 20:57 | 1024-57-3 | |
| Methoxychlor | **0.0069U** | ug/L | 0.0098 | 0.0069 | 1 | 11/21/11 04:00 | 11/22/11 20:57 | 72-43-5 | |
| Pentachloronitrobenzene | **0.015U** | ug/L | 0.098 | 0.015 | 1 | 11/21/11 04:00 | 11/22/11 20:57 | 82-68-8 | |
| Toxaphene | **0.28U** | ug/L | 0.49 | 0.28 | 1 | 11/21/11 04:00 | 11/22/11 20:57 | 8001-35-2 | |
| ***Surrogates*** | | | | | | | | | |
| Tetrachloro-m-xylene (S) | 26 | % | 66.5-120.3 | | 1 | 11/21/11 04:00 | 11/22/11 20:57 | 877-09-8 | J(S1), J(S2) |
| Decachlorobiphenyl (S) | 27 | % | 41.7-109.1 | | 1 | 11/21/11 04:00 | 11/22/11 20:57 | 2051-24-3 | J(S1), J(S2) |
| **8082 GCS PCB** | Analytical Method: EPA 8082 Preparation Method: EPA 3510 | | | | | | | | |
| PCB-1016 (Aroclor 1016) | **0.078U** | ug/L | 0.49 | 0.078 | 1 | 11/21/11 04:00 | 11/22/11 18:10 | 12674-11-2 | |
| PCB-1221 (Aroclor 1221) | **0.079U** | ug/L | 0.49 | 0.079 | 1 | 11/21/11 04:00 | 11/22/11 18:10 | 11104-28-2 | |
| PCB-1232 (Aroclor 1232) | **0.12U** | ug/L | 0.49 | 0.12 | 1 | 11/21/11 04:00 | 11/22/11 18:10 | 11141-16-5 | |

**Pace Analytical Services, Inc.**
8 East Tower Circle
Ormond Beach, FL 32174
(386)672-5668

# ANALYTICAL RESULTS

Project: Tomoka LF Leachate
Pace Project No.: 3543582

**Sample: L-1** **Lab ID: 3543582001** Collected: 11/18/11 10:10 Received: 11/18/11 14:52 Matrix: Water

| Parameters | Results | Units | PQL | MDL | DF | Prepared | Analyzed | CAS No. | Qual |
|---|---|---|---|---|---|---|---|---|---|
| **8082 GCS PCB** | Analytical Method: EPA 8082 Preparation Method: EPA 3510 | | | | | | | | |
| PCB-1242 (Aroclor 1242) | **0.12U** | ug/L | 0.49 | 0.12 | 1 | 11/21/11 04:00 | 11/22/11 18:10 | 53469-21-9 | |
| PCB-1248 (Aroclor 1248) | **0.27U** | ug/L | 0.49 | 0.27 | 1 | 11/21/11 04:00 | 11/22/11 18:10 | 12672-29-6 | |
| PCB-1254 (Aroclor 1254) | **0.14U** | ug/L | 0.49 | 0.14 | 1 | 11/21/11 04:00 | 11/22/11 18:10 | 11097-69-1 | |
| PCB-1260 (Aroclor 1260) | **0.11U** | ug/L | 0.49 | 0.11 | 1 | 11/21/11 04:00 | 11/22/11 18:10 | 11096-82-5 | |
| ***Surrogates*** | | | | | | | | | |
| Tetrachloro-m-xylene (S) | 36 | % | 48-111 | | 1 | 11/21/11 04:00 | 11/22/11 18:10 | 877-09-8 | J(S5) |
| Decachlorobiphenyl (S) | 25 | % | 63-121 | | 1 | 11/21/11 04:00 | 11/22/11 18:10 | 2051-24-3 | J(S5) |
| **8141 GCS O/P Pesticides** | Analytical Method: EPA 8141 Preparation Method: EPA 3510 | | | | | | | | |
| Dimethoate | **0.23U** | ug/L | 0.47 | 0.23 | 1 | 11/22/11 17:45 | 11/26/11 20:24 | 60-51-5 | J(M1) |
| Disulfoton | **0.24U** | ug/L | 0.47 | 0.24 | 1 | 11/22/11 17:45 | 11/26/11 20:24 | 298-04-4 | J(M1) |
| Famphur | **0.28U** | ug/L | 0.47 | 0.28 | 1 | 11/22/11 17:45 | 11/26/11 20:24 | 52-85-7 | J(M1) |
| Methyl parathion | **0.25U** | ug/L | 0.47 | 0.25 | 1 | 11/22/11 17:45 | 11/26/11 20:24 | 298-00-0 | |
| Parathion (Ethyl parathion) | **0.45U** | ug/L | 0.95 | 0.45 | 1 | 11/22/11 17:45 | 11/26/11 20:24 | 56-38-2 | J(M1) |
| Phorate | **0.40U** | ug/L | 0.95 | 0.40 | 1 | 11/22/11 17:45 | 11/26/11 20:24 | 298-02-2 | J(M1) |
| ***Surrogates*** | | | | | | | | | |
| 4-Chloro3nitrobenzotrifluoride | 69 | % | 34.2-122 | | 1 | 11/22/11 17:45 | 11/26/11 20:24 | | |
| **8151 Chlorinated Herbicides** | Analytical Method: EPA 8151 Preparation Method: EPA 8151 | | | | | | | | |
| 2,4-D | **0.21U** | ug/L | 0.90 | 0.21 | 1 | 11/21/11 18:00 | 11/22/11 23:18 | 94-75-7 | |
| Dinoseb | **0.054U** | ug/L | 0.18 | 0.054 | 1 | 11/21/11 18:00 | 11/22/11 23:18 | 88-85-7 | |
| Pentachlorophenol | **0.016U** | ug/L | 0.027 | 0.016 | 1 | 11/21/11 18:00 | 11/22/11 23:18 | 87-86-5 | |
| 2,4,5-T | **0.040U** | ug/L | 0.18 | 0.040 | 1 | 11/21/11 18:00 | 11/22/11 23:18 | 93-76-5 | |
| 2,4,5-TP (Silvex) | **0.047U** | ug/L | 0.18 | 0.047 | 1 | 11/21/11 18:00 | 11/22/11 23:18 | 93-72-1 | |
| ***Surrogates*** | | | | | | | | | |
| 2,4-DCPA (S) | 3 | % | 42-142 | | 1 | 11/21/11 18:00 | 11/22/11 23:18 | 19719-28-9 | 1p, J(S5) |
| | Analytical Method: EPA 8141 Preparation Method: EPA 3510 | | | | | | | | |
| ***Surrogates*** | | | | | | | | | |
| 4-Chloro3nitrobenzotrifluoride | 69 | % | 34.2-122 | | 1 | 11/22/11 17:45 | 11/26/11 20:24 | | |
| **6010 MET ICP** | Analytical Method: EPA 6010 Preparation Method: EPA 3010 | | | | | | | | |
| Arsenic | **54.2** | ug/L | 10.0 | 5.0 | 1 | 11/21/11 12:12 | 11/22/11 20:15 | 7440-38-2 | |
| Barium | **45.8** | ug/L | 10.0 | 5.0 | 1 | 11/21/11 12:12 | 11/22/11 20:15 | 7440-39-3 | |
| Beryllium | **0.52 I** | ug/L | 1.0 | 0.50 | 1 | 11/21/11 12:12 | 11/22/11 20:15 | 7440-41-7 | |
| Cadmium | **0.50U** | ug/L | 1.0 | 0.50 | 1 | 11/21/11 12:12 | 11/22/11 20:15 | 7440-43-9 | |
| Chromium | **94.5** | ug/L | 5.0 | 2.5 | 1 | 11/21/11 12:12 | 11/22/11 20:15 | 7440-47-3 | |
| Cobalt | **17.5** | ug/L | 10.0 | 5.0 | 1 | 11/21/11 12:12 | 11/22/11 20:15 | 7440-48-4 | |
| Copper | **60.4** | ug/L | 5.0 | 2.5 | 1 | 11/21/11 12:12 | 11/22/11 20:15 | 7440-50-8 | |
| Iron | **1760** | ug/L | 40.0 | 20.0 | 1 | 11/21/11 12:12 | 11/22/11 20:15 | 7439-89-6 | |
| Lead | **7.9 I** | ug/L | 10.0 | 5.0 | 1 | 11/21/11 12:12 | 11/22/11 20:15 | 7439-92-1 | |
| Nickel | **71.2** | ug/L | 5.0 | 2.5 | 1 | 11/21/11 12:12 | 11/22/11 20:15 | 7440-02-0 | |
| Selenium | **7.5U** | ug/L | 15.0 | 7.5 | 1 | 11/21/11 12:12 | 11/22/11 20:15 | 7782-49-2 | |
| Silver | **2.5U** | ug/L | 5.0 | 2.5 | 1 | 11/21/11 12:12 | 11/22/11 20:15 | 7440-22-4 | |
| Sodium | **670** | mg/L | 10.0 | 5.0 | 10 | 11/21/11 12:12 | 11/22/11 20:19 | 7440-23-5 | D4 |

**Pace Analytical Services, Inc.**
8 East Tower Circle
Ormond Beach, FL 32174
(386)672-5668

# ANALYTICAL RESULTS

Project: Tomoka LF Leachate
Pace Project No.: 3543582

**Sample: L-1** **Lab ID: 3543582001** Collected: 11/18/11 10:10 Received: 11/18/11 14:52 Matrix: Water

| Parameters | Results | Units | PQL | MDL | DF | Prepared | Analyzed | CAS No. | Qual |
|---|---|---|---|---|---|---|---|---|---|
| **6010 MET ICP** | Analytical Method: EPA 6010 | | Preparation Method: EPA 3010 | | | | | | |
| Tin | **25.0U** | ug/L | 50.0 | 25.0 | 1 | 11/21/11 12:12 | 11/22/11 20:15 | 7440-31-5 | |
| Vanadium | **22.2** | ug/L | 10.0 | 5.0 | 1 | 11/21/11 12:12 | 11/23/11 07:24 | 7440-62-2 | |
| Zinc | **188** | ug/L | 20.0 | 10.0 | 1 | 11/21/11 12:12 | 11/22/11 20:15 | 7440-66-6 | |
| **6020 MET ICPMS** | Analytical Method: EPA 6020 | | Preparation Method: EPA 3010 | | | | | | |
| Antimony | **4.1** | ug/L | 1.0 | 0.50 | 1 | 11/21/11 12:12 | 11/22/11 12:13 | 7440-36-0 | |
| Thallium | **0.50U** | ug/L | 1.0 | 0.50 | 1 | 11/21/11 12:12 | 11/22/11 12:13 | 7440-28-0 | |
| **7470 Mercury** | Analytical Method: EPA 7470 | | Preparation Method: EPA 7470 | | | | | | |
| Mercury | **1.0** | ug/L | 0.20 | 0.10 | 1 | 11/19/11 07:00 | 11/21/11 10:47 | 7439-97-6 | |
| **8270 MSSV SemiVOA App. II** | Analytical Method: EPA 8270 | | Preparation Method: EPA 3510 | | | | | | |
| Acenaphthene | **8.5U** | ug/L | 236 | 8.5 | 50 | 11/19/11 13:00 | 11/29/11 11:50 | 83-32-9 | |
| Acenaphthylene | **83.1U** | ug/L | 236 | 83.1 | 50 | 11/19/11 13:00 | 11/29/11 11:50 | 208-96-8 | |
| Acetophenone | **71.8U** | ug/L | 236 | 71.8 | 50 | 11/19/11 13:00 | 11/29/11 11:50 | 98-86-2 | |
| 2-Acetylaminofluorene | **11.8U** | ug/L | 236 | 11.8 | 50 | 11/19/11 13:00 | 11/29/11 11:50 | 53-96-3 | |
| 4-Aminobiphenyl | **9.0U** | ug/L | 236 | 9.0 | 50 | 11/19/11 13:00 | 11/29/11 11:50 | 92-67-1 | |
| Anthracene | **8.5U** | ug/L | 236 | 8.5 | 50 | 11/19/11 13:00 | 11/29/11 11:50 | 120-12-7 | |
| Benzo(a)anthracene | **85.9U** | ug/L | 236 | 85.9 | 50 | 11/19/11 13:00 | 11/29/11 11:50 | 56-55-3 | |
| Benzo(a)pyrene | **7.2 I** | ug/L | 47.2 | 6.6 | 50 | 11/19/11 13:00 | 11/29/11 11:50 | 50-32-8 | |
| Benzo(b)fluoranthene | **86.9U** | ug/L | 94.4 | 86.9 | 50 | 11/19/11 13:00 | 11/29/11 11:50 | 205-99-2 | |
| Benzo(g,h,i)perylene | **85.0U** | ug/L | 236 | 85.0 | 50 | 11/19/11 13:00 | 11/29/11 11:50 | 191-24-2 | |
| Benzo(k)fluoranthene | **5.2U** | ug/L | 189 | 5.2 | 50 | 11/19/11 13:00 | 11/29/11 11:50 | 207-08-9 | |
| Benzyl alcohol | **14.6U** | ug/L | 236 | 14.6 | 50 | 11/19/11 13:00 | 11/29/11 11:50 | 100-51-6 | |
| 4-Bromophenylphenyl ether | **11.8U** | ug/L | 236 | 11.8 | 50 | 11/19/11 13:00 | 11/29/11 11:50 | 101-55-3 | |
| Butylbenzylphthalate | **93.9U** | ug/L | 236 | 93.9 | 50 | 11/19/11 13:00 | 11/29/11 11:50 | 85-68-7 | |
| 4-Chloro-3-methylphenol | **14.2U** | ug/L | 944 | 14.2 | 50 | 11/19/11 13:00 | 11/29/11 11:50 | 59-50-7 | |
| 4-Chloroaniline | **9.4U** | ug/L | 236 | 9.4 | 50 | 11/19/11 13:00 | 11/29/11 11:50 | 106-47-8 | |
| bis(2-Chloroethoxy)methane | **6.6U** | ug/L | 236 | 6.6 | 50 | 11/19/11 13:00 | 11/29/11 11:50 | 111-91-1 | |
| bis(2-Chloroethyl) ether | **9.9U** | ug/L | 189 | 9.9 | 50 | 11/19/11 13:00 | 11/29/11 11:50 | 111-44-4 | |
| bis(2-Chloroisopropyl) ether | **12.3U** | ug/L | 236 | 12.3 | 50 | 11/19/11 13:00 | 11/29/11 11:50 | 108-60-1 | |
| 2-Chloronaphthalene | **9.9U** | ug/L | 236 | 9.9 | 50 | 11/19/11 13:00 | 11/29/11 11:50 | 91-58-7 | |
| 2-Chlorophenol | **6.6U** | ug/L | 236 | 6.6 | 50 | 11/19/11 13:00 | 11/29/11 11:50 | 95-57-8 | |
| 4-Chlorophenylphenyl ether | **89.7U** | ug/L | 236 | 89.7 | 50 | 11/19/11 13:00 | 11/29/11 11:50 | 7005-72-3 | |
| Chrysene | **8.5U** | ug/L | 236 | 8.5 | 50 | 11/19/11 13:00 | 11/29/11 11:50 | 218-01-9 | |
| Diallate | **9.9U** | ug/L | 236 | 9.9 | 50 | 11/19/11 13:00 | 11/29/11 11:50 | 2303-16-4 | |
| Dibenz(a,h)anthracene | **85.9U** | ug/L | 94.4 | 85.9 | 50 | 11/19/11 13:00 | 11/29/11 11:50 | 53-70-3 | |
| Dibenzofuran | **6.6U** | ug/L | 236 | 6.6 | 50 | 11/19/11 13:00 | 11/29/11 11:50 | 132-64-9 | |
| 1,2-Dichlorobenzene | **10.9U** | ug/L | 236 | 10.9 | 50 | 11/19/11 13:00 | 11/29/11 11:50 | 95-50-1 | |
| 1,3-Dichlorobenzene | **69.9U** | ug/L | 236 | 69.9 | 50 | 11/19/11 13:00 | 11/29/11 11:50 | 541-73-1 | |
| 1,4-Dichlorobenzene | **8.0U** | ug/L | 236 | 8.0 | 50 | 11/19/11 13:00 | 11/29/11 11:50 | 106-46-7 | |
| 3,3'-Dichlorobenzidine | **9.4U** | ug/L | 472 | 9.4 | 50 | 11/19/11 13:00 | 11/29/11 11:50 | 91-94-1 | |
| 2,4-Dichlorophenol | **9.0U** | ug/L | 94.4 | 9.0 | 50 | 11/19/11 13:00 | 11/29/11 11:50 | 120-83-2 | |
| 2,6-Dichlorophenol | **10.9U** | ug/L | 189 | 10.9 | 50 | 11/19/11 13:00 | 11/29/11 11:50 | 87-65-0 | |
| Diethylphthalate | **9.4U** | ug/L | 236 | 9.4 | 50 | 11/19/11 13:00 | 11/29/11 11:50 | 84-66-2 | |
| P-Dimethylaminoazobenzene | **14.2U** | ug/L | 236 | 14.2 | 50 | 11/19/11 13:00 | 11/29/11 11:50 | 60-11-7 | |

**Pace Analytical Services, Inc.**
8 East Tower Circle
Ormond Beach, FL 32174
(386)672-5668

# ANALYTICAL RESULTS

Project: Tomoka LF Leachate
Pace Project No.: 3543582

**Sample: L-1** **Lab ID: 3543582001** Collected: 11/18/11 10:10 Received: 11/18/11 14:52 Matrix: Water

| Parameters | Results | Units | PQL | MDL | DF | Prepared | Analyzed | CAS No. | Qual |
|---|---|---|---|---|---|---|---|---|---|
| **8270 MSSV SemiVOA App. II** | Analytical Method: EPA 8270 Preparation Method: EPA 3510 | | | | | | | | |
| 7,12-Dimethylbenz(a)anthracene | **6.1U** | ug/L | 236 | 6.1 | 50 | 11/19/11 13:00 | 11/29/11 11:50 | 57-97-6 | |
| 3,3'-Dimethylbenzidine | **29.3U** | ug/L | 472 | 29.3 | 50 | 11/19/11 13:00 | 11/29/11 11:50 | 119-93-7 | |
| 2,4-Dimethylphenol | **12.7U** | ug/L | 236 | 12.7 | 50 | 11/19/11 13:00 | 11/29/11 11:50 | 105-67-9 | |
| a,a-Dimethylphenylethylamine | **472U** | ug/L | 944 | 472 | 50 | 11/19/11 13:00 | 11/29/11 11:50 | 122-09-8 | |
| Dimethylphthalate | **42.1 I** | ug/L | 236 | 8.0 | 50 | 11/19/11 13:00 | 11/29/11 11:50 | 131-11-3 | |
| Di-n-butylphthalate | **8.5U** | ug/L | 236 | 8.5 | 50 | 11/19/11 13:00 | 11/29/11 11:50 | 84-74-2 | |
| 4,6-Dinitro-2-methylphenol | **69.4U** | ug/L | 944 | 69.4 | 50 | 11/19/11 13:00 | 11/29/11 11:50 | 534-52-1 | |
| 1,3-Dinitrobenzene | **15.1U** | ug/L | 378 | 15.1 | 50 | 11/19/11 13:00 | 11/29/11 11:50 | 99-65-0 | |
| 2,4-Dinitrophenol | **52.4U** | ug/L | 944 | 52.4 | 50 | 11/19/11 13:00 | 11/29/11 11:50 | 51-28-5 | |
| 2,4-Dinitrotoluene | **6.6U** | ug/L | 94.4 | 6.6 | 50 | 11/19/11 13:00 | 11/29/11 11:50 | 121-14-2 | |
| 2,6-Dinitrotoluene | **913** | ug/L | 94.4 | 10.4 | 50 | 11/19/11 13:00 | 11/29/11 11:50 | 606-20-2 | |
| Di-n-octylphthalate | **8.5U** | ug/L | 236 | 8.5 | 50 | 11/19/11 13:00 | 11/29/11 11:50 | 117-84-0 | |
| bis(2-Ethylhexyl)phthalate | **45.8U** | ug/L | 236 | 45.8 | 50 | 11/19/11 13:00 | 11/29/11 11:50 | 117-81-7 | |
| Ethyl methanesulfonate | **10.9U** | ug/L | 236 | 10.9 | 50 | 11/19/11 13:00 | 11/29/11 11:50 | 62-50-0 | |
| Fluoranthene | **84.0U** | ug/L | 236 | 84.0 | 50 | 11/19/11 13:00 | 11/29/11 11:50 | 206-44-0 | |
| Fluorene | **82.1U** | ug/L | 236 | 82.1 | 50 | 11/19/11 13:00 | 11/29/11 11:50 | 86-73-7 | |
| Hexachlorobenzene | **9.0U** | ug/L | 47.2 | 9.0 | 50 | 11/19/11 13:00 | 11/29/11 11:50 | 118-74-1 | |
| Hexachlorocyclopentadiene | **51.5U** | ug/L | 236 | 51.5 | 50 | 11/19/11 13:00 | 11/29/11 11:50 | 77-47-4 | |
| Hexachloroethane | **11.3U** | ug/L | 236 | 11.3 | 50 | 11/19/11 13:00 | 11/29/11 11:50 | 67-72-1 | |
| Hexachloropropene | **11.3U** | ug/L | 236 | 11.3 | 50 | 11/19/11 13:00 | 11/29/11 11:50 | 1888-71-7 | |
| Indeno(1,2,3-cd)pyrene | **86.9U** | ug/L | 94.4 | 86.9 | 50 | 11/19/11 13:00 | 11/29/11 11:50 | 193-39-5 | |
| Isodrin | **14.6U** | ug/L | 236 | 14.6 | 50 | 11/19/11 13:00 | 11/29/11 11:50 | 465-73-6 | |
| Isophorone | **6.6U** | ug/L | 236 | 6.6 | 50 | 11/19/11 13:00 | 11/29/11 11:50 | 78-59-1 | |
| Isosafrole | **7.1U** | ug/L | 236 | 7.1 | 50 | 11/19/11 13:00 | 11/29/11 11:50 | 120-58-1 | |
| Kepone | **236U** | ug/L | 944 | 236 | 50 | 11/19/11 13:00 | 11/29/11 11:50 | 143-50-0 | |
| Methapyrilene | **25.0U** | ug/L | 236 | 25.0 | 50 | 11/19/11 13:00 | 11/29/11 11:50 | 91-80-5 | |
| 3-Methylcholanthrene | **6.6U** | ug/L | 236 | 6.6 | 50 | 11/19/11 13:00 | 11/29/11 11:50 | 56-49-5 | |
| Methyl methanesulfonate | **8.5U** | ug/L | 236 | 8.5 | 50 | 11/19/11 13:00 | 11/29/11 11:50 | 66-27-3 | |
| 2-Methylnaphthalene | **6.6U** | ug/L | 236 | 6.6 | 50 | 11/19/11 13:00 | 11/29/11 11:50 | 91-57-6 | |
| 2-Methylphenol(o-Cresol) | **59.5U** | ug/L | 236 | 59.5 | 50 | 11/19/11 13:00 | 11/29/11 11:50 | 95-48-7 | |
| 3&4-Methylphenol(m&p Cresol) | **184 I** | ug/L | 472 | 7.6 | 50 | 11/19/11 13:00 | 11/29/11 11:50 | | |
| 1-Naphthylamine | **13.7U** | ug/L | 236 | 13.7 | 50 | 11/19/11 13:00 | 11/29/11 11:50 | 134-32-7 | |
| 2-Naphthylamine | **13.7U** | ug/L | 236 | 13.7 | 50 | 11/19/11 13:00 | 11/29/11 11:50 | 91-59-8 | |
| Naphthalene | **9.4U** | ug/L | 236 | 9.4 | 50 | 11/19/11 13:00 | 11/29/11 11:50 | 91-20-3 | |
| 1,4-Naphthoquinone | **88.3U** | ug/L | 236 | 88.3 | 50 | 11/19/11 13:00 | 11/29/11 11:50 | 130-15-4 | |
| 2-Nitroaniline | **9.4U** | ug/L | 236 | 9.4 | 50 | 11/19/11 13:00 | 11/29/11 11:50 | 88-74-4 | |
| 3-Nitroaniline | **15.1U** | ug/L | 236 | 15.1 | 50 | 11/19/11 13:00 | 11/29/11 11:50 | 99-09-2 | |
| 4-Nitroaniline | **87.3U** | ug/L | 189 | 87.3 | 50 | 11/19/11 13:00 | 11/29/11 11:50 | 100-01-6 | |
| Nitrobenzene | **19.4U** | ug/L | 189 | 19.4 | 50 | 11/19/11 13:00 | 11/29/11 11:50 | 98-95-3 | |
| 2-Nitrophenol | **11.3U** | ug/L | 236 | 11.3 | 50 | 11/19/11 13:00 | 11/29/11 11:50 | 88-75-5 | |
| 4-Nitrophenol | **36.8U** | ug/L | 944 | 36.8 | 50 | 11/19/11 13:00 | 11/29/11 11:50 | 100-02-7 | |
| 5-Nitro-o-toluidine | **6.6U** | ug/L | 236 | 6.6 | 50 | 11/19/11 13:00 | 11/29/11 11:50 | 99-55-8 | |
| N-Nitrosodiethylamine | **10.4U** | ug/L | 189 | 10.4 | 50 | 11/19/11 13:00 | 11/29/11 11:50 | 55-18-5 | |
| N-Nitrosodimethylamine | **6.6U** | ug/L | 94.4 | 6.6 | 50 | 11/19/11 13:00 | 11/29/11 11:50 | 62-75-9 | |
| N-Nitroso-di-n-butylamine | **10.4U** | ug/L | 189 | 10.4 | 50 | 11/19/11 13:00 | 11/29/11 11:50 | 924-16-3 | |
| N-Nitroso-di-n-propylamine | **12.3U** | ug/L | 189 | 12.3 | 50 | 11/19/11 13:00 | 11/29/11 11:50 | 621-64-7 | |

**Pace Analytical Services, Inc.**
8 East Tower Circle
Ormond Beach, FL 32174
(386)672-5668

# ANALYTICAL RESULTS

Project: Tomoka LF Leachate
Pace Project No.: 3543582

**Sample: L-1** **Lab ID: 3543582001** Collected: 11/18/11 10:10 Received: 11/18/11 14:52 Matrix: Water

| Parameters | Results | Units | PQL | MDL | DF | Prepared | Analyzed | CAS No. | Qual |
|---|---|---|---|---|---|---|---|---|---|
| **8270 MSSV SemiVOA App. II** | Analytical Method: EPA 8270 Preparation Method: EPA 3510 | | | | | | | | |
| N-Nitrosodiphenylamine | **6.1U** | ug/L | 236 | 6.1 | 50 | 11/19/11 13:00 | 11/29/11 11:50 | 86-30-6 | |
| N-Nitrosomethylethylamine | **16.0U** | ug/L | 236 | 16.0 | 50 | 11/19/11 13:00 | 11/29/11 11:50 | 10595-95-6 | |
| N-Nitrosopiperidine | **11.8U** | ug/L | 236 | 11.8 | 50 | 11/19/11 13:00 | 11/29/11 11:50 | 100-75-4 | |
| N-Nitrosopyrrolidine | **10.4U** | ug/L | 236 | 10.4 | 50 | 11/19/11 13:00 | 11/29/11 11:50 | 930-55-2 | |
| O,O,O-Triethylphosphorothioate | **12.3U** | ug/L | 236 | 12.3 | 50 | 11/19/11 13:00 | 11/29/11 11:50 | 126-68-1 | |
| Pentachlorobenzene | **9.4U** | ug/L | 236 | 9.4 | 50 | 11/19/11 13:00 | 11/29/11 11:50 | 608-93-5 | |
| Phenacetin | **19.6 I** | ug/L | 236 | 9.4 | 50 | 11/19/11 13:00 | 11/29/11 11:50 | 62-44-2 | |
| Phenanthrene | **6.1U** | ug/L | 236 | 6.1 | 50 | 11/19/11 13:00 | 11/29/11 11:50 | 85-01-8 | |
| Phenol | **106 I** | ug/L | 236 | 6.6 | 50 | 11/19/11 13:00 | 11/29/11 11:50 | 108-95-2 | |
| p-Phenylenediamine | **472U** | ug/L | 944 | 472 | 50 | 11/19/11 13:00 | 11/29/11 11:50 | 106-50-3 | |
| Pronamide | **9.4U** | ug/L | 236 | 9.4 | 50 | 11/19/11 13:00 | 11/29/11 11:50 | 23950-58-5 | |
| Pyrene | **81.7U** | ug/L | 236 | 81.7 | 50 | 11/19/11 13:00 | 11/29/11 11:50 | 129-00-0 | |
| Safrole | **10.9U** | ug/L | 236 | 10.9 | 50 | 11/19/11 13:00 | 11/29/11 11:50 | 94-59-7 | |
| 1,2,4,5-Tetrachlorobenzene | **69.4U** | ug/L | 236 | 69.4 | 50 | 11/19/11 13:00 | 11/29/11 11:50 | 95-94-3 | |
| 2,3,4,6-Tetrachlorophenol | **76.9U** | ug/L | 236 | 76.9 | 50 | 11/19/11 13:00 | 11/29/11 11:50 | 58-90-2 | |
| Thionazin | **12.7U** | ug/L | 236 | 12.7 | 50 | 11/19/11 13:00 | 11/29/11 11:50 | 297-97-2 | |
| O-Toluidine | **11.8U** | ug/L | 236 | 11.8 | 50 | 11/19/11 13:00 | 11/29/11 11:50 | 95-53-4 | |
| 2,4,5-Trichlorophenol | **8.0U** | ug/L | 189 | 8.0 | 50 | 11/19/11 13:00 | 11/29/11 11:50 | 95-95-4 | |
| 2,4,6-Trichlorophenol | **9.0U** | ug/L | 94.4 | 9.0 | 50 | 11/19/11 13:00 | 11/29/11 11:50 | 88-06-2 | |
| 1,3,5-Trinitrobenzene | **9.0U** | ug/L | 236 | 9.0 | 50 | 11/19/11 13:00 | 11/29/11 11:50 | 99-35-4 | |
| ***Surrogates*** | | | | | | | | | |
| Nitrobenzene-d5 (S) | 71 | % | 10-110 | | 50 | 11/19/11 13:00 | 11/29/11 11:50 | 4165-60-0 | |
| 2-Fluorobiphenyl (S) | 65 | % | 18-110 | | 50 | 11/19/11 13:00 | 11/29/11 11:50 | 321-60-8 | |
| Terphenyl-d14 (S) | 60 | % | 10-123 | | 50 | 11/19/11 13:00 | 11/29/11 11:50 | 1718-51-0 | |
| Phenol-d6 (S) | 37 | % | 10-110 | | 50 | 11/19/11 13:00 | 11/29/11 11:50 | 13127-88-3 | |
| 2-Fluorophenol (S) | 47 | % | 18-110 | | 50 | 11/19/11 13:00 | 11/29/11 11:50 | 367-12-4 | |
| 2,4,6-Tribromophenol (S) | 77 | % | 10-110 | | 50 | 11/19/11 13:00 | 11/29/11 11:50 | 118-79-6 | |
| **8260 MSV** | Analytical Method: EPA 8260 | | | | | | | | |
| Acetone | **79.7** | ug/L | 10.0 | 5.0 | 1 | | 11/30/11 21:54 | 67-64-1 | |
| Acetonitrile | **37.9** | ug/L | 10.0 | 5.0 | 1 | | 11/30/11 21:54 | 75-05-8 | |
| Acrolein | **10.0U** | ug/L | 20.0 | 10.0 | 1 | | 11/30/11 21:54 | 107-02-8 | |
| Acrylonitrile | **5.0U** | ug/L | 10.0 | 5.0 | 1 | | 11/30/11 21:54 | 107-13-1 | |
| Allyl chloride | **0.50U** | ug/L | 1.0 | 0.50 | 1 | | 11/30/11 21:54 | 107-05-1 | |
| Benzene | **3.3** | ug/L | 1.0 | 0.50 | 1 | | 11/30/11 21:54 | 71-43-2 | |
| Bromochloromethane | **0.50U** | ug/L | 1.0 | 0.50 | 1 | | 11/30/11 21:54 | 74-97-5 | |
| Bromodichloromethane | **0.27U** | ug/L | 0.60 | 0.27 | 1 | | 11/30/11 21:54 | 75-27-4 | |
| Bromoform | **0.50U** | ug/L | 1.0 | 0.50 | 1 | | 11/30/11 21:54 | 75-25-2 | |
| Bromomethane | **0.50U** | ug/L | 1.0 | 0.50 | 1 | | 11/30/11 21:54 | 74-83-9 | |
| 2-Butanone (MEK) | **84.0** | ug/L | 10.0 | 5.0 | 1 | | 11/30/11 21:54 | 78-93-3 | |
| Carbon disulfide | **5.0U** | ug/L | 10.0 | 5.0 | 1 | | 11/30/11 21:54 | 75-15-0 | |
| Carbon tetrachloride | **0.50U** | ug/L | 1.0 | 0.50 | 1 | | 11/30/11 21:54 | 56-23-5 | |
| Chlorobenzene | **0.50U** | ug/L | 1.0 | 0.50 | 1 | | 11/30/11 21:54 | 108-90-7 | |
| Chloroethane | **0.50U** | ug/L | 1.0 | 0.50 | 1 | | 11/30/11 21:54 | 75-00-3 | |
| Chloroform | **0.50U** | ug/L | 1.0 | 0.50 | 1 | | 11/30/11 21:54 | 67-66-3 | |
| Chloromethane | **0.62U** | ug/L | 1.0 | 0.62 | 1 | | 11/30/11 21:54 | 74-87-3 | |

**Pace Analytical Services, Inc.**
8 East Tower Circle
Ormond Beach, FL 32174
(386)672-5668

# ANALYTICAL RESULTS

Project: Tomoka LF Leachate
Pace Project No.: 3543582

**Sample: L-1** **Lab ID: 3543582001** Collected: 11/18/11 10:10 Received: 11/18/11 14:52 Matrix: Water

| Parameters | Results | Units | PQL | MDL | DF | Prepared | Analyzed | CAS No. | Qual |
|---|---|---|---|---|---|---|---|---|---|
| **8260 MSV** | Analytical Method: EPA 8260 | | | | | | | | |
| Chloroprene | **0.50U** | ug/L | 1.0 | 0.50 | 1 | | 11/30/11 21:54 | 126-99-8 | |
| Dibromochloromethane | **0.26U** | ug/L | 0.50 | 0.26 | 1 | | 11/30/11 21:54 | 124-48-1 | |
| Dibromomethane | **0.50U** | ug/L | 1.0 | 0.50 | 1 | | 11/30/11 21:54 | 74-95-3 | |
| trans-1,4-Dichloro-2-butene | **5.0U** | ug/L | 10.0 | 5.0 | 1 | | 11/30/11 21:54 | 110-57-6 | |
| Dichlorodifluoromethane | **0.50U** | ug/L | 1.0 | 0.50 | 1 | | 11/30/11 21:54 | 75-71-8 | |
| 1,1-Dichloroethane | **0.50U** | ug/L | 1.0 | 0.50 | 1 | | 11/30/11 21:54 | 75-34-3 | |
| 1,2-Dichloroethane | **0.78 I** | ug/L | 1.0 | 0.50 | 1 | | 11/30/11 21:54 | 107-06-2 | |
| 1,1-Dichloroethene | **0.50U** | ug/L | 1.0 | 0.50 | 1 | | 11/30/11 21:54 | 75-35-4 | |
| cis-1,2-Dichloroethene | **0.88 I** | ug/L | 1.0 | 0.50 | 1 | | 11/30/11 21:54 | 156-59-2 | |
| trans-1,2-Dichloroethene | **0.50U** | ug/L | 1.0 | 0.50 | 1 | | 11/30/11 21:54 | 156-60-5 | |
| 1,2-Dichloropropane | **0.50U** | ug/L | 1.0 | 0.50 | 1 | | 11/30/11 21:54 | 78-87-5 | |
| 1,3-Dichloropropane | **0.50U** | ug/L | 1.0 | 0.50 | 1 | | 11/30/11 21:54 | 142-28-9 | |
| 2,2-Dichloropropane | **0.50U** | ug/L | 1.0 | 0.50 | 1 | | 11/30/11 21:54 | 594-20-7 | |
| 1,1-Dichloropropene | **0.50U** | ug/L | 1.0 | 0.50 | 1 | | 11/30/11 21:54 | 563-58-6 | |
| cis-1,3-Dichloropropene | **0.25U** | ug/L | 0.50 | 0.25 | 1 | | 11/30/11 21:54 | 10061-01-5 | |
| trans-1,3-Dichloropropene | **0.25U** | ug/L | 0.50 | 0.25 | 1 | | 11/30/11 21:54 | 10061-02-6 | |
| Ethylbenzene | **13.1** | ug/L | 1.0 | 0.50 | 1 | | 11/30/11 21:54 | 100-41-4 | |
| Ethyl methacrylate | **0.50U** | ug/L | 1.0 | 0.50 | 1 | | 11/30/11 21:54 | 97-63-2 | |
| Hexachloro-1,3-butadiene | **0.50U** | ug/L | 1.0 | 0.50 | 1 | | 11/30/11 21:54 | 87-68-3 | |
| 2-Hexanone | **5.0U** | ug/L | 10.0 | 5.0 | 1 | | 11/30/11 21:54 | 591-78-6 | |
| Iodomethane | **0.50U** | ug/L | 1.0 | 0.50 | 1 | | 11/30/11 21:54 | 74-88-4 | |
| Isobutyl Alcohol | **10.0U** | ug/L | 20.0 | 10.0 | 1 | | 11/30/11 21:54 | 78-83-1 | |
| Methacrylonitrile | **5.0U** | ug/L | 10.0 | 5.0 | 1 | | 11/30/11 21:54 | 126-98-7 | |
| Methylene Chloride | **2.5U** | ug/L | 5.0 | 2.5 | 1 | | 11/30/11 21:54 | 75-09-2 | |
| Methyl methacrylate | **5.0U** | ug/L | 10.0 | 5.0 | 1 | | 11/30/11 21:54 | 80-62-6 | |
| 4-Methyl-2-pentanone (MIBK) | **5.0U** | ug/L | 10.0 | 5.0 | 1 | | 11/30/11 21:54 | 108-10-1 | |
| Propionitrile | **5.0U** | ug/L | 10.0 | 5.0 | 1 | | 11/30/11 21:54 | 107-12-0 | |
| Styrene | **0.68 I** | ug/L | 1.0 | 0.50 | 1 | | 11/30/11 21:54 | 100-42-5 | |
| 1,1,1,2-Tetrachloroethane | **0.50U** | ug/L | 1.0 | 0.50 | 1 | | 11/30/11 21:54 | 630-20-6 | |
| 1,1,2,2-Tetrachloroethane | **0.12U** | ug/L | 0.50 | 0.12 | 1 | | 11/30/11 21:54 | 79-34-5 | |
| Tetrachloroethene | **0.50U** | ug/L | 1.0 | 0.50 | 1 | | 11/30/11 21:54 | 127-18-4 | |
| Toluene | **9.0** | ug/L | 1.0 | 0.50 | 1 | | 11/30/11 21:54 | 108-88-3 | |
| 1,2,4-Trichlorobenzene | **0.50U** | ug/L | 1.0 | 0.50 | 1 | | 11/30/11 21:54 | 120-82-1 | |
| 1,1,1-Trichloroethane | **0.50U** | ug/L | 1.0 | 0.50 | 1 | | 11/30/11 21:54 | 71-55-6 | |
| 1,1,2-Trichloroethane | **0.50U** | ug/L | 1.0 | 0.50 | 1 | | 11/30/11 21:54 | 79-00-5 | |
| Trichloroethene | **0.50U** | ug/L | 1.0 | 0.50 | 1 | | 11/30/11 21:54 | 79-01-6 | |
| Trichlorofluoromethane | **0.50U** | ug/L | 1.0 | 0.50 | 1 | | 11/30/11 21:54 | 75-69-4 | |
| 1,2,3-Trichloropropane | **0.36U** | ug/L | 0.50 | 0.36 | 1 | | 11/30/11 21:54 | 96-18-4 | |
| Vinyl acetate | **1.0U** | ug/L | 2.0 | 1.0 | 1 | | 11/30/11 21:54 | 108-05-4 | |
| Vinyl chloride | **0.50U** | ug/L | 1.0 | 0.50 | 1 | | 11/30/11 21:54 | 75-01-4 | |
| Xylene (Total) | **21.8** | ug/L | 1.0 | 0.50 | 1 | | 11/30/11 21:54 | 1330-20-7 | |
| ***Surrogates*** | | | | | | | | | |
| 4-Bromofluorobenzene (S) | 103 | % | 70-114 | | 1 | | 11/30/11 21:54 | 460-00-4 | |
| Dibromofluoromethane (S) | 99 | % | 88-117 | | 1 | | 11/30/11 21:54 | 1868-53-7 | |
| 1,2-Dichloroethane-d4 (S) | 106 | % | 86-125 | | 1 | | 11/30/11 21:54 | 17060-07-0 | |
| Toluene-d8 (S) | 100 | % | 87-113 | | 1 | | 11/30/11 21:54 | 2037-26-5 | |

**Pace Analytical Services, Inc.**
8 East Tower Circle
Ormond Beach, FL 32174
(386)672-5668

# ANALYTICAL RESULTS

Project: Tomoka LF Leachate
Pace Project No.: 3543582

**Sample: L-1** **Lab ID: 3543582001** Collected: 11/18/11 10:10 Received: 11/18/11 14:52 Matrix: Water

| Parameters | Results | Units | PQL | MDL | DF | Prepared | Analyzed | CAS No. | Qual |
|---|---|---|---|---|---|---|---|---|---|
| **2320B Alkalinity** | Analytical Method: SM 2320B | | | | | | | | |
| Alkalinity, Total as CaCO3 | **1840** | mg/L | 25.0 | 25.0 | 5 | | 11/23/11 12:45 | | |
| **2540C Total Dissolved Solids** | Analytical Method: SM 2540C | | | | | | | | |
| Total Dissolved Solids | **3170** | mg/L | 50.0 | 50.0 | 1 | | 11/22/11 09:57 | | |
| **9034 Sulfide Water** | Analytical Method: EPA 9034 | | | | | | | | |
| Sulfide | **10.8** | mg/L | 5.0 | 5.0 | 1 | | 11/21/11 07:00 | 18496-25-8 | |
| **300.0 IC Anions** | Analytical Method: EPA 300.0 | | | | | | | | |
| Nitrate as N | **0.50U** | mg/L | 1.0 | 0.50 | 20 | | 11/19/11 10:39 | 14797-55-8 | |
| **300.0 IC Anions 28 Days** | Analytical Method: EPA 300.0 | | | | | | | | |
| Chloride | **700** | mg/L | 100 | 50.0 | 20 | | 11/30/11 15:41 | 16887-00-6 | |
| **350.1 Ammonia** | Analytical Method: EPA 350.1 | | | | | | | | |
| Nitrogen, Ammonia | **319** | mg/L | 2.5 | 1.0 | 50 | | 11/22/11 12:23 | 7664-41-7 | |
| **9012 Cyanide, Total** | Analytical Method: EPA 9012 Preparation Method: EPA 9012 | | | | | | | | |
| Cyanide | **0.013 I** | mg/L | 0.020 | 0.0020 | 1 | 11/21/11 06:38 | 11/22/11 07:05 | 57-12-5 | |

**Pace Analytical Services, Inc.**
8 East Tower Circle
Ormond Beach, FL 32174
(386)672-5668

# ANALYTICAL RESULTS

Project: Tomoka LF Leachate
Pace Project No.: 3543582

**Sample: Trip blank (11/18/11)** **Lab ID: 3543582002** Collected: 11/18/11 08:00 Received: 11/18/11 14:52 Matrix: Water

| Parameters | Results | Units | PQL | MDL | DF | Prepared | Analyzed | CAS No. | Qual |
|---|---|---|---|---|---|---|---|---|---|
| **8260 MSV** | Analytical Method: EPA 8260 | | | | | | | | |
| Acetone | **5.0U** | ug/L | 10.0 | 5.0 | 1 | | 11/30/11 14:29 | 67-64-1 | |
| Acetonitrile | **5.0U** | ug/L | 10.0 | 5.0 | 1 | | 11/30/11 14:29 | 75-05-8 | |
| Acrolein | **10.0U** | ug/L | 20.0 | 10.0 | 1 | | 11/30/11 14:29 | 107-02-8 | |
| Acrylonitrile | **5.0U** | ug/L | 10.0 | 5.0 | 1 | | 11/30/11 14:29 | 107-13-1 | |
| Allyl chloride | **0.50U** | ug/L | 1.0 | 0.50 | 1 | | 11/30/11 14:29 | 107-05-1 | |
| Benzene | **0.50U** | ug/L | 1.0 | 0.50 | 1 | | 11/30/11 14:29 | 71-43-2 | |
| Bromochloromethane | **0.50U** | ug/L | 1.0 | 0.50 | 1 | | 11/30/11 14:29 | 74-97-5 | |
| Bromodichloromethane | **0.27U** | ug/L | 0.60 | 0.27 | 1 | | 11/30/11 14:29 | 75-27-4 | |
| Bromoform | **0.50U** | ug/L | 1.0 | 0.50 | 1 | | 11/30/11 14:29 | 75-25-2 | |
| Bromomethane | **0.50U** | ug/L | 1.0 | 0.50 | 1 | | 11/30/11 14:29 | 74-83-9 | |
| 2-Butanone (MEK) | **5.0U** | ug/L | 10.0 | 5.0 | 1 | | 11/30/11 14:29 | 78-93-3 | |
| Carbon disulfide | **5.0U** | ug/L | 10.0 | 5.0 | 1 | | 11/30/11 14:29 | 75-15-0 | |
| Carbon tetrachloride | **0.50U** | ug/L | 1.0 | 0.50 | 1 | | 11/30/11 14:29 | 56-23-5 | |
| Chlorobenzene | **0.50U** | ug/L | 1.0 | 0.50 | 1 | | 11/30/11 14:29 | 108-90-7 | |
| Chloroethane | **0.50U** | ug/L | 1.0 | 0.50 | 1 | | 11/30/11 14:29 | 75-00-3 | |
| Chloroform | **0.50U** | ug/L | 1.0 | 0.50 | 1 | | 11/30/11 14:29 | 67-66-3 | |
| Chloromethane | **0.62U** | ug/L | 1.0 | 0.62 | 1 | | 11/30/11 14:29 | 74-87-3 | |
| Chloroprene | **0.50U** | ug/L | 1.0 | 0.50 | 1 | | 11/30/11 14:29 | 126-99-8 | |
| 1,2-Dibromo-3-chloropropane | **1.0U** | ug/L | 2.0 | 1.0 | 1 | | 11/30/11 14:29 | 96-12-8 | |
| Dibromochloromethane | **0.26U** | ug/L | 0.50 | 0.26 | 1 | | 11/30/11 14:29 | 124-48-1 | |
| 1,2-Dibromoethane (EDB) | **0.50U** | ug/L | 1.0 | 0.50 | 1 | | 11/30/11 14:29 | 106-93-4 | |
| Dibromomethane | **0.50U** | ug/L | 1.0 | 0.50 | 1 | | 11/30/11 14:29 | 74-95-3 | |
| trans-1,4-Dichloro-2-butene | **5.0U** | ug/L | 10.0 | 5.0 | 1 | | 11/30/11 14:29 | 110-57-6 | |
| Dichlorodifluoromethane | **0.50U** | ug/L | 1.0 | 0.50 | 1 | | 11/30/11 14:29 | 75-71-8 | |
| 1,1-Dichloroethane | **0.50U** | ug/L | 1.0 | 0.50 | 1 | | 11/30/11 14:29 | 75-34-3 | |
| 1,2-Dichloroethane | **0.50U** | ug/L | 1.0 | 0.50 | 1 | | 11/30/11 14:29 | 107-06-2 | |
| 1,1-Dichloroethene | **0.50U** | ug/L | 1.0 | 0.50 | 1 | | 11/30/11 14:29 | 75-35-4 | |
| cis-1,2-Dichloroethene | **0.50U** | ug/L | 1.0 | 0.50 | 1 | | 11/30/11 14:29 | 156-59-2 | |
| trans-1,2-Dichloroethene | **0.50U** | ug/L | 1.0 | 0.50 | 1 | | 11/30/11 14:29 | 156-60-5 | |
| 1,2-Dichloropropane | **0.50U** | ug/L | 1.0 | 0.50 | 1 | | 11/30/11 14:29 | 78-87-5 | |
| 1,3-Dichloropropane | **0.50U** | ug/L | 1.0 | 0.50 | 1 | | 11/30/11 14:29 | 142-28-9 | |
| 2,2-Dichloropropane | **0.50U** | ug/L | 1.0 | 0.50 | 1 | | 11/30/11 14:29 | 594-20-7 | |
| 1,1-Dichloropropene | **0.50U** | ug/L | 1.0 | 0.50 | 1 | | 11/30/11 14:29 | 563-58-6 | |
| cis-1,3-Dichloropropene | **0.25U** | ug/L | 0.50 | 0.25 | 1 | | 11/30/11 14:29 | 10061-01-5 | |
| trans-1,3-Dichloropropene | **0.25U** | ug/L | 0.50 | 0.25 | 1 | | 11/30/11 14:29 | 10061-02-6 | |
| Ethylbenzene | **0.50U** | ug/L | 1.0 | 0.50 | 1 | | 11/30/11 14:29 | 100-41-4 | |
| Ethyl methacrylate | **0.50U** | ug/L | 1.0 | 0.50 | 1 | | 11/30/11 14:29 | 97-63-2 | |
| Hexachloro-1,3-butadiene | **0.50U** | ug/L | 1.0 | 0.50 | 1 | | 11/30/11 14:29 | 87-68-3 | |
| 2-Hexanone | **5.0U** | ug/L | 10.0 | 5.0 | 1 | | 11/30/11 14:29 | 591-78-6 | |
| Iodomethane | **0.50U** | ug/L | 1.0 | 0.50 | 1 | | 11/30/11 14:29 | 74-88-4 | |
| Isobutyl Alcohol | **10.0U** | ug/L | 20.0 | 10.0 | 1 | | 11/30/11 14:29 | 78-83-1 | |
| Methacrylonitrile | **5.0U** | ug/L | 10.0 | 5.0 | 1 | | 11/30/11 14:29 | 126-98-7 | |
| Methylene Chloride | **2.5U** | ug/L | 5.0 | 2.5 | 1 | | 11/30/11 14:29 | 75-09-2 | |
| Methyl methacrylate | **5.0U** | ug/L | 10.0 | 5.0 | 1 | | 11/30/11 14:29 | 80-62-6 | |
| 4-Methyl-2-pentanone (MIBK) | **5.0U** | ug/L | 10.0 | 5.0 | 1 | | 11/30/11 14:29 | 108-10-1 | |
| Propionitrile | **5.0U** | ug/L | 10.0 | 5.0 | 1 | | 11/30/11 14:29 | 107-12-0 | |

**Pace Analytical Services, Inc.**
8 East Tower Circle
Ormond Beach, FL 32174
(386)672-5668

# ANALYTICAL RESULTS

Project: Tomoka LF Leachate
Pace Project No.: 3543582

**Sample: Trip blank (11/18/11)** **Lab ID: 3543582002** Collected: 11/18/11 08:00 Received: 11/18/11 14:52 Matrix: Water

| Parameters | Results | Units | PQL | MDL | DF | Prepared | Analyzed | CAS No. | Qual |
|---|---|---|---|---|---|---|---|---|---|
| **8260 MSV** | Analytical Method: EPA 8260 | | | | | | | | |
| Styrene | **0.50U** | ug/L | 1.0 | 0.50 | 1 | | 11/30/11 14:29 | 100-42-5 | |
| 1,1,1,2-Tetrachloroethane | **0.50U** | ug/L | 1.0 | 0.50 | 1 | | 11/30/11 14:29 | 630-20-6 | |
| 1,1,2,2-Tetrachloroethane | **0.12U** | ug/L | 0.50 | 0.12 | 1 | | 11/30/11 14:29 | 79-34-5 | |
| Tetrachloroethene | **0.50U** | ug/L | 1.0 | 0.50 | 1 | | 11/30/11 14:29 | 127-18-4 | |
| Toluene | **0.50U** | ug/L | 1.0 | 0.50 | 1 | | 11/30/11 14:29 | 108-88-3 | |
| 1,2,4-Trichlorobenzene | **0.50U** | ug/L | 1.0 | 0.50 | 1 | | 11/30/11 14:29 | 120-82-1 | |
| 1,1,1-Trichloroethane | **0.50U** | ug/L | 1.0 | 0.50 | 1 | | 11/30/11 14:29 | 71-55-6 | |
| 1,1,2-Trichloroethane | **0.50U** | ug/L | 1.0 | 0.50 | 1 | | 11/30/11 14:29 | 79-00-5 | |
| Trichloroethene | **0.50U** | ug/L | 1.0 | 0.50 | 1 | | 11/30/11 14:29 | 79-01-6 | |
| Trichlorofluoromethane | **0.50U** | ug/L | 1.0 | 0.50 | 1 | | 11/30/11 14:29 | 75-69-4 | |
| 1,2,3-Trichloropropane | **0.36U** | ug/L | 0.50 | 0.36 | 1 | | 11/30/11 14:29 | 96-18-4 | |
| Vinyl acetate | **1.0U** | ug/L | 2.0 | 1.0 | 1 | | 11/30/11 14:29 | 108-05-4 | |
| Vinyl chloride | **0.50U** | ug/L | 1.0 | 0.50 | 1 | | 11/30/11 14:29 | 75-01-4 | |
| Xylene (Total) | **0.50U** | ug/L | 1.0 | 0.50 | 1 | | 11/30/11 14:29 | 1330-20-7 | |
| ***Surrogates*** | | | | | | | | | |
| 4-Bromofluorobenzene (S) | 99 | % | 70-114 | | 1 | | 11/30/11 14:29 | 460-00-4 | |
| Dibromofluoromethane (S) | 98 | % | 88-117 | | 1 | | 11/30/11 14:29 | 1868-53-7 | |
| 1,2-Dichloroethane-d4 (S) | 102 | % | 86-125 | | 1 | | 11/30/11 14:29 | 17060-07-0 | |
| Toluene-d8 (S) | 99 | % | 87-113 | | 1 | | 11/30/11 14:29 | 2037-26-5 | |

**Pace Analytical Services, Inc.**
8 East Tower Circle
Ormond Beach, FL 32174
(386)672-5668

# QUALITY CONTROL DATA

Project: Tomoka LF Leachate
Pace Project No.: 3543582

QC Batch: MERP/2273 | Analysis Method: EPA 7470
QC Batch Method: EPA 7470 | Analysis Description: 7470 Mercury
Associated Lab Samples: 3543582001

METHOD BLANK: 294805 | Matrix: Water
Associated Lab Samples: 3543582001

| Parameter | Units | Blank Result | Reporting Limit | Analyzed | Qualifiers |
|---|---|---|---|---|---|
| Mercury | ug/L | 0.10U | 0.20 | 11/21/11 09:39 | |

LABORATORY CONTROL SAMPLE: 294806

| Parameter | Units | Spike Conc. | LCS Result | LCS % Rec | % Rec Limits | Qualifiers |
|---|---|---|---|---|---|---|
| Mercury | ug/L | 2 | 1.9 | 97 | 80-120 | |

MATRIX SPIKE & MATRIX SPIKE DUPLICATE: 294807 294808

| Parameter | Units | 3543317001 Result | MS Spike Conc. | MSD Spike Conc. | MS Result | MSD Result | MS % Rec | MSD % Rec | % Rec Limits | RPD | Max RPD | Qual |
|---|---|---|---|---|---|---|---|---|---|---|---|---|
| Mercury | ug/L | 0.10U | 2 | 2 | 2.0 | 2.0 | 101 | 100 | 80-120 | 1 | 20 | |

**Pace Analytical Services, Inc.**
8 East Tower Circle
Ormond Beach, FL 32174
(386)672-5668

# QUALITY CONTROL DATA

Project: Tomoka LF Leachate
Pace Project No.: 3543582

QC Batch: MPRP/6518 | Analysis Method: EPA 6010
QC Batch Method: EPA 3010 | Analysis Description: 6010 MET
Associated Lab Samples: 3543582001

METHOD BLANK: 295214 | Matrix: Water
Associated Lab Samples: 3543582001

| Parameter | Units | Blank Result | Reporting Limit | Analyzed | Qualifiers |
|---|---|---|---|---|---|
| Arsenic | ug/L | 5.0U | 10.0 | 11/22/11 18:42 | |
| Barium | ug/L | 5.0U | 10.0 | 11/22/11 18:42 | |
| Beryllium | ug/L | 0.50U | 1.0 | 11/22/11 18:42 | |
| Cadmium | ug/L | 0.50U | 1.0 | 11/22/11 18:42 | |
| Chromium | ug/L | 2.5U | 5.0 | 11/22/11 18:42 | |
| Cobalt | ug/L | 5.0U | 10.0 | 11/22/11 18:42 | |
| Copper | ug/L | 2.5U | 5.0 | 11/22/11 18:42 | |
| Iron | ug/L | 20.0U | 40.0 | 11/22/11 18:42 | |
| Lead | ug/L | 5.0U | 10.0 | 11/22/11 18:42 | |
| Nickel | ug/L | 2.5U | 5.0 | 11/22/11 18:42 | |
| Selenium | ug/L | 7.5U | 15.0 | 11/22/11 18:42 | |
| Silver | ug/L | 2.5U | 5.0 | 11/22/11 18:42 | |
| Sodium | mg/L | 0.50U | 1.0 | 11/22/11 18:42 | |
| Tin | ug/L | 25.0U | 50.0 | 11/22/11 18:42 | |
| Vanadium | ug/L | 5.0U | 10.0 | 11/22/11 18:42 | |
| Zinc | ug/L | 10.0U | 20.0 | 11/22/11 18:42 | |

LABORATORY CONTROL SAMPLE: 295215

| Parameter | Units | Spike Conc. | LCS Result | LCS % Rec | % Rec Limits | Qualifiers |
|---|---|---|---|---|---|---|
| Arsenic | ug/L | 250 | 251 | 100 | 80-120 | |
| Barium | ug/L | 250 | 263 | 105 | 80-120 | |
| Beryllium | ug/L | 25 | 25.6 | 103 | 80-120 | |
| Cadmium | ug/L | 25 | 26.1 | 104 | 80-120 | |
| Chromium | ug/L | 250 | 273 | 109 | 80-120 | |
| Cobalt | ug/L | 250 | 272 | 109 | 80-120 | |
| Copper | ug/L | 250 | 264 | 106 | 80-120 | |
| Iron | ug/L | 2500 | 2390 | 95 | 80-120 | |
| Lead | ug/L | 250 | 238 | 95 | 80-120 | |
| Nickel | ug/L | 250 | 270 | 108 | 80-120 | |
| Selenium | ug/L | 250 | 264 | 106 | 80-120 | |
| Silver | ug/L | 25 | 26.5 | 106 | 80-120 | |
| Sodium | mg/L | 12.5 | 14.3 | 114 | 80-120 | |
| Tin | ug/L | 1250 | 1320 | 106 | 80-120 | |
| Vanadium | ug/L | 250 | 272 | 109 | 80-120 | |
| Zinc | ug/L | 1250 | 1330 | 107 | 80-120 | |

**Pace Analytical Services, Inc.**
8 East Tower Circle
Ormond Beach, FL 32174
(386)672-5668

# QUALITY CONTROL DATA

Project: Tomoka LF Leachate
Pace Project No.: 3543582

MATRIX SPIKE & MATRIX SPIKE DUPLICATE: 295216 295217

| Parameter | Units | 3543603002 Result | MS Spike Conc. | MSD Spike Conc. | MS Result | MSD Result | MS % Rec | MSD % Rec | % Rec Limits | RPD | Max RPD | Qual |
|---|---|---|---|---|---|---|---|---|---|---|---|---|
| Arsenic | ug/L | 5.0U | 250 | 250 | 265 | 268 | 105 | 106 | 75-125 | 1 | 20 | |
| Barium | ug/L | 199 | 250 | 250 | 454 | 468 | 102 | 108 | 75-125 | 3 | 20 | |
| Beryllium | ug/L | 0.50U | 25 | 25 | 25.2 | 26.3 | 99 | 103 | 75-125 | 4 | 20 | |
| Cadmium | ug/L | 0.50U | 25 | 25 | 24.6 | 25.1 | 98 | 100 | 75-125 | 2 | 20 | |
| Chromium | ug/L | 21.1 | 250 | 250 | 278 | 291 | 103 | 108 | 75-125 | 4 | 20 | |
| Cobalt | ug/L | 5.0U | 250 | 250 | 263 | 267 | 104 | 105 | 75-125 | 1 | 20 | |
| Copper | ug/L | 2.5U | 250 | 250 | 265 | 278 | 106 | 111 | 75-125 | 5 | 20 | |
| Iron | ug/L | 3640 | 2500 | 2500 | 6380 | 6480 | 109 | 114 | 75-125 | 2 | 20 | |
| Lead | ug/L | 5.0U | 250 | 250 | 246 | 251 | 97 | 99 | 75-125 | 2 | 20 | |
| Nickel | ug/L | 2.5U | 250 | 250 | 256 | 260 | 101 | 103 | 75-125 | 2 | 20 | |
| Selenium | ug/L | 7.5U | 250 | 250 | 234 | 236 | 92 | 93 | 75-125 | 1 | 20 | |
| Silver | ug/L | 2.5U | 25 | 25 | 25.0 | 26.4 | 100 | 106 | 75-125 | 5 | 20 | |
| Sodium | mg/L | 355 | 12.5 | 12.5 | 371 | 378 | 127 | 182 | 75-125 | 2 | 20 | J(M1) |
| Tin | ug/L | 25.0U | 1250 | 1250 | 1250 | 1280 | 100 | 102 | 75-125 | 2 | 20 | |
| Vanadium | ug/L | 8.2 I | 250 | 250 | 278 | 289 | 108 | 112 | 75-125 | 4 | 20 | |
| Zinc | ug/L | 10.0U | 1250 | 1250 | 1330 | 1350 | 106 | 108 | 75-125 | 1 | 20 | |

**Pace Analytical Services, Inc.**
8 East Tower Circle
Ormond Beach, FL 32174
(386)672-5668

# QUALITY CONTROL DATA

Project: Tomoka LF Leachate
Pace Project No.: 3543582

QC Batch: MPRP/6519 | Analysis Method: EPA 6020
QC Batch Method: EPA 3010 | Analysis Description: 6020 MET
Associated Lab Samples: 3543582001

METHOD BLANK: 295218 | Matrix: Water
Associated Lab Samples: 3543582001

| Parameter | Units | Blank Result | Reporting Limit | Analyzed | Qualifiers |
|---|---|---|---|---|---|
| Antimony | ug/L | 0.50U | 1.0 | 11/22/11 11:22 | |
| Thallium | ug/L | 0.50U | 1.0 | 11/22/11 11:22 | |

LABORATORY CONTROL SAMPLE: 295219

| Parameter | Units | Spike Conc. | LCS Result | LCS % Rec | % Rec Limits | Qualifiers |
|---|---|---|---|---|---|---|
| Antimony | ug/L | 50 | 46.5 | 93 | 90-110 | |
| Thallium | ug/L | 50 | 48.3 | 97 | 90-110 | |

MATRIX SPIKE & MATRIX SPIKE DUPLICATE: 295220 295221

| Parameter | Units | 3543603006 Result | MS Spike Conc. | MSD Spike Conc. | MS Result | MSD Result | MS % Rec | MSD % Rec | % Rec Limits | RPD | Max RPD | Qual |
|---|---|---|---|---|---|---|---|---|---|---|---|---|
| Antimony | ug/L | 0.50U | 50 | 50 | 50.8 | 51.2 | 102 | 102 | 70-130 | .7 | 20 | |
| Thallium | ug/L | 0.50U | 50 | 50 | 52.5 | 52.4 | 105 | 105 | 70-130 | .1 | 20 | |

**Pace Analytical Services, Inc.**
8 East Tower Circle
Ormond Beach, FL 32174
(386)672-5668

# QUALITY CONTROL DATA

Project: Tomoka LF Leachate
Pace Project No.: 3543582

QC Batch: MSV/4226 | Analysis Method: EPA 8260
QC Batch Method: EPA 8260 | Analysis Description: 8260 MSV
Associated Lab Samples: 3543582001, 3543582002

METHOD BLANK: 299097 | Matrix: Water
Associated Lab Samples: 3543582001, 3543582002

| Parameter | Units | Blank Result | Reporting Limit | Analyzed | Qualifiers |
|---|---|---|---|---|---|
| 1,1,1,2-Tetrachloroethane | ug/L | 0.50U | 1.0 | 11/30/11 12:01 | |
| 1,1,1-Trichloroethane | ug/L | 0.50U | 1.0 | 11/30/11 12:01 | |
| 1,1,2,2-Tetrachloroethane | ug/L | 0.12U | 0.50 | 11/30/11 12:01 | |
| 1,1,2-Trichloroethane | ug/L | 0.50U | 1.0 | 11/30/11 12:01 | |
| 1,1-Dichloroethane | ug/L | 0.50U | 1.0 | 11/30/11 12:01 | |
| 1,1-Dichloroethene | ug/L | 0.50U | 1.0 | 11/30/11 12:01 | |
| 1,1-Dichloropropene | ug/L | 0.50U | 1.0 | 11/30/11 12:01 | |
| 1,2,3-Trichloropropane | ug/L | 0.36U | 0.50 | 11/30/11 12:01 | |
| 1,2,4-Trichlorobenzene | ug/L | 0.50U | 1.0 | 11/30/11 12:01 | |
| 1,2-Dibromo-3-chloropropane | ug/L | 1.0U | 2.0 | 11/30/11 12:01 | |
| 1,2-Dibromoethane (EDB) | ug/L | 0.50U | 1.0 | 11/30/11 12:01 | |
| 1,2-Dichloroethane | ug/L | 0.50U | 1.0 | 11/30/11 12:01 | |
| 1,2-Dichloropropane | ug/L | 0.50U | 1.0 | 11/30/11 12:01 | |
| 1,3-Dichloropropane | ug/L | 0.50U | 1.0 | 11/30/11 12:01 | |
| 2,2-Dichloropropane | ug/L | 0.50U | 1.0 | 11/30/11 12:01 | |
| 2-Butanone (MEK) | ug/L | 5.0U | 10.0 | 11/30/11 12:01 | |
| 2-Hexanone | ug/L | 5.0U | 10.0 | 11/30/11 12:01 | |
| 4-Methyl-2-pentanone (MIBK) | ug/L | 5.0U | 10.0 | 11/30/11 12:01 | |
| Acetone | ug/L | 5.0U | 10.0 | 11/30/11 12:01 | |
| Acetonitrile | ug/L | 5.0U | 10.0 | 11/30/11 12:01 | |
| Acrolein | ug/L | 10.0U | 20.0 | 11/30/11 12:01 | |
| Acrylonitrile | ug/L | 5.0U | 10.0 | 11/30/11 12:01 | |
| Allyl chloride | ug/L | 0.50U | 1.0 | 11/30/11 12:01 | |
| Benzene | ug/L | 0.50U | 1.0 | 11/30/11 12:01 | |
| Bromochloromethane | ug/L | 0.50U | 1.0 | 11/30/11 12:01 | |
| Bromodichloromethane | ug/L | 0.27U | 0.60 | 11/30/11 12:01 | |
| Bromoform | ug/L | 0.50U | 1.0 | 11/30/11 12:01 | |
| Bromomethane | ug/L | 0.50U | 1.0 | 11/30/11 12:01 | |
| Carbon disulfide | ug/L | 5.0U | 10.0 | 11/30/11 12:01 | |
| Carbon tetrachloride | ug/L | 0.50U | 1.0 | 11/30/11 12:01 | |
| Chlorobenzene | ug/L | 0.50U | 1.0 | 11/30/11 12:01 | |
| Chloroethane | ug/L | 0.50U | 1.0 | 11/30/11 12:01 | |
| Chloroform | ug/L | 0.50U | 1.0 | 11/30/11 12:01 | |
| Chloromethane | ug/L | 0.62U | 1.0 | 11/30/11 12:01 | |
| Chloroprene | ug/L | 0.50U | 1.0 | 11/30/11 12:01 | |
| cis-1,2-Dichloroethene | ug/L | 0.50U | 1.0 | 11/30/11 12:01 | |
| cis-1,3-Dichloropropene | ug/L | 0.25U | 0.50 | 11/30/11 12:01 | |
| Dibromochloromethane | ug/L | 0.26U | 0.50 | 11/30/11 12:01 | |
| Dibromomethane | ug/L | 0.50U | 1.0 | 11/30/11 12:01 | |
| Dichlorodifluoromethane | ug/L | 0.50U | 1.0 | 11/30/11 12:01 | |
| Ethyl methacrylate | ug/L | 0.50U | 1.0 | 11/30/11 12:01 | |
| Ethylbenzene | ug/L | 0.50U | 1.0 | 11/30/11 12:01 | |
| Hexachloro-1,3-butadiene | ug/L | 0.50U | 1.0 | 11/30/11 12:01 | |

**Pace Analytical Services, Inc.**
8 East Tower Circle
Ormond Beach, FL 32174
(386)672-5668

# QUALITY CONTROL DATA

Project: Tomoka LF Leachate
Pace Project No.: 3543582

METHOD BLANK: 299097 Matrix: Water

Associated Lab Samples: 3543582001, 3543582002

| Parameter | Units | Blank Result | Reporting Limit | Analyzed | Qualifiers |
|---|---|---|---|---|---|
| Iodomethane | ug/L | 0.50U | 1.0 | 11/30/11 12:01 | |
| Isobutyl Alcohol | ug/L | 10.0U | 20.0 | 11/30/11 12:01 | |
| Methacrylonitrile | ug/L | 5.0U | 10.0 | 11/30/11 12:01 | |
| Methyl methacrylate | ug/L | 5.0U | 10.0 | 11/30/11 12:01 | |
| Methylene Chloride | ug/L | 2.5U | 5.0 | 11/30/11 12:01 | |
| Propionitrile | ug/L | 5.0U | 10.0 | 11/30/11 12:01 | |
| Styrene | ug/L | 0.50U | 1.0 | 11/30/11 12:01 | |
| Tetrachloroethene | ug/L | 0.50U | 1.0 | 11/30/11 12:01 | |
| Toluene | ug/L | 0.50U | 1.0 | 11/30/11 12:01 | |
| trans-1,2-Dichloroethene | ug/L | 0.50U | 1.0 | 11/30/11 12:01 | |
| trans-1,3-Dichloropropene | ug/L | 0.25U | 0.50 | 11/30/11 12:01 | |
| trans-1,4-Dichloro-2-butene | ug/L | 5.0U | 10.0 | 11/30/11 12:01 | |
| Trichloroethene | ug/L | 0.50U | 1.0 | 11/30/11 12:01 | |
| Trichlorofluoromethane | ug/L | 0.50U | 1.0 | 11/30/11 12:01 | |
| Vinyl acetate | ug/L | 1.0U | 2.0 | 11/30/11 12:01 | |
| Vinyl chloride | ug/L | 0.50U | 1.0 | 11/30/11 12:01 | |
| Xylene (Total) | ug/L | 0.50U | 1.0 | 11/30/11 12:01 | |
| 1,2-Dichloroethane-d4 (S) | % | 103 | 86-125 | 11/30/11 12:01 | |
| 4-Bromofluorobenzene (S) | % | 97 | 70-114 | 11/30/11 12:01 | |
| Dibromofluoromethane (S) | % | 96 | 88-117 | 11/30/11 12:01 | |
| Toluene-d8 (S) | % | 100 | 87-113 | 11/30/11 12:01 | |

LABORATORY CONTROL SAMPLE: 299098

| Parameter | Units | Spike Conc. | LCS Result | LCS % Rec | % Rec Limits | Qualifiers |
|---|---|---|---|---|---|---|
| 1,1,1,2-Tetrachloroethane | ug/L | 20 | 18.5 | 93 | 70-130 | |
| 1,1,1-Trichloroethane | ug/L | 20 | 17.7 | 88 | 70-130 | |
| 1,1,2,2-Tetrachloroethane | ug/L | 20 | 18.7 | 93 | 70-130 | |
| 1,1,2-Trichloroethane | ug/L | 20 | 18.3 | 91 | 70-130 | |
| 1,1-Dichloroethane | ug/L | 20 | 18.2 | 91 | 70-130 | |
| 1,1-Dichloroethene | ug/L | 20 | 19.3 | 96 | 70-130 | |
| 1,1-Dichloropropene | ug/L | 20 | 17.3 | 87 | 70-130 | |
| 1,2,3-Trichloropropane | ug/L | 20 | 18.6 | 93 | 70-130 | |
| 1,2,4-Trichlorobenzene | ug/L | 20 | 18.9 | 94 | 70-130 | |
| 1,2-Dibromo-3-chloropropane | ug/L | 20 | 20.6 | 103 | 64-130 | |
| 1,2-Dibromoethane (EDB) | ug/L | 20 | 18.1 | 90 | 70-130 | |
| 1,2-Dichloroethane | ug/L | 20 | 18.8 | 94 | 70-130 | |
| 1,2-Dichloropropane | ug/L | 20 | 18.0 | 90 | 70-130 | |
| 1,3-Dichloropropane | ug/L | 20 | 18.2 | 91 | 70-130 | |
| 2,2-Dichloropropane | ug/L | 20 | 17.9 | 90 | 70-131 | |
| 2-Butanone (MEK) | ug/L | 20 | 19.6 | 98 | 55-167 | |
| 2-Hexanone | ug/L | 20 | 19.5 | 98 | 65-130 | |
| 4-Methyl-2-pentanone (MIBK) | ug/L | 20 | 18.6 | 93 | 70-130 | |
| Acetone | ug/L | 20 | 21.1 | 105 | 40-150 | |
| Acetonitrile | ug/L | 200 | 192 | 96 | 63-138 | |

**Pace Analytical Services, Inc.**
8 East Tower Circle
Ormond Beach, FL 32174
(386)672-5668

# QUALITY CONTROL DATA

Project: Tomoka LF Leachate
Pace Project No.: 3543582

LABORATORY CONTROL SAMPLE: 299098

| Parameter | Units | Spike Conc. | LCS Result | LCS % Rec | % Rec Limits | Qualifiers |
|---|---|---|---|---|---|---|
| Acrolein | ug/L | 200 | 197 | 99 | 44-170 | |
| Acrylonitrile | ug/L | 200 | 188 | 94 | 70-130 | |
| Allyl chloride | ug/L | 20 | 17.4 | 87 | 70-130 | |
| Benzene | ug/L | 20 | 17.7 | 89 | 70-130 | |
| Bromochloromethane | ug/L | 20 | 18.5 | 92 | 70-130 | |
| Bromodichloromethane | ug/L | 20 | 17.0 | 85 | 70-130 | |
| Bromoform | ug/L | 20 | 17.2 | 86 | 68-130 | |
| Bromomethane | ug/L | 20 | 17.8 | 89 | 38-179 | |
| Carbon disulfide | ug/L | 20 | 15.8 | 79 | 51-155 | |
| Carbon tetrachloride | ug/L | 20 | 17.4 | 87 | 70-130 | |
| Chlorobenzene | ug/L | 20 | 18.0 | 90 | 70-130 | |
| Chloroethane | ug/L | 20 | 21.3 | 106 | 59-149 | |
| Chloroform | ug/L | 20 | 16.7 | 84 | 70-130 | |
| Chloromethane | ug/L | 20 | 19.2 | 96 | 68-130 | |
| Chloroprene | ug/L | 20 | 14.9 | 74 | 70-130 | |
| cis-1,2-Dichloroethene | ug/L | 20 | 16.5 | 82 | 70-130 | |
| cis-1,3-Dichloropropene | ug/L | 20 | 17.2 | 86 | 70-130 | |
| Dibromochloromethane | ug/L | 20 | 16.9 | 84 | 70-130 | |
| Dibromomethane | ug/L | 20 | 19.7 | 99 | 70-130 | |
| Dichlorodifluoromethane | ug/L | 20 | 20.8 | 104 | 67-130 | |
| Ethyl methacrylate | ug/L | 20 | 19.1 | 96 | 70-130 | |
| Ethylbenzene | ug/L | 20 | 17.6 | 88 | 70-130 | |
| Hexachloro-1,3-butadiene | ug/L | 20 | 19.2 | 96 | 70-130 | |
| Iodomethane | ug/L | 20 | 17.4 | 87 | 43-160 | |
| Isobutyl Alcohol | ug/L | 400 | 412 | 103 | 66-135 | |
| Methacrylonitrile | ug/L | 200 | 182 | 91 | 70-130 | |
| Methyl methacrylate | ug/L | 20 | 18.7 | 93 | 70-130 | |
| Methylene Chloride | ug/L | 20 | 17.5 | 87 | 70-130 | |
| Propionitrile | ug/L | 200 | 180 | 90 | 70-130 | |
| Styrene | ug/L | 20 | 17.8 | 89 | 70-130 | |
| Tetrachloroethene | ug/L | 20 | 19.7 | 99 | 66-133 | |
| Toluene | ug/L | 20 | 17.6 | 88 | 70-130 | |
| trans-1,2-Dichloroethene | ug/L | 20 | 17.0 | 85 | 70-130 | |
| trans-1,3-Dichloropropene | ug/L | 20 | 18.0 | 90 | 70-130 | |
| trans-1,4-Dichloro-2-butene | ug/L | 20 | 21.8 | 109 | 65-130 | |
| Trichloroethene | ug/L | 20 | 17.9 | 89 | 70-130 | |
| Trichlorofluoromethane | ug/L | 20 | 17.5 | 88 | 70-131 | |
| Vinyl acetate | ug/L | 20 | 17.3 | 86 | 69-135 | |
| Vinyl chloride | ug/L | 20 | 18.9 | 94 | 69-140 | |
| Xylene (Total) | ug/L | 60 | 52.0 | 87 | 70-130 | |
| 1,2-Dichloroethane-d4 (S) | % | | | 98 | 86-125 | |
| 4-Bromofluorobenzene (S) | % | | | 100 | 70-114 | |
| Dibromofluoromethane (S) | % | | | 97 | 88-117 | |
| Toluene-d8 (S) | % | | | 102 | 87-113 | |

**Pace Analytical Services, Inc.**
8 East Tower Circle
Ormond Beach, FL 32174
(386)672-5668

# QUALITY CONTROL DATA

Project: Tomoka LF Leachate
Pace Project No.: 3543582

MATRIX SPIKE & MATRIX SPIKE DUPLICATE: 299189 299190

| Parameter | Units | 3543716004 Result | MS Spike Conc. | MSD Spike Conc. | MS Result | MSD Result | MS % Rec | MSD % Rec | % Rec Limits | RPD | Max RPD | Qual |
|---|---|---|---|---|---|---|---|---|---|---|---|---|
| 1,1,1,2-Tetrachloroethane | ug/L | | 20 | 20 | 18.6 | 17.0 | 93 | 85 | 39-130 | 9 | 40 | |
| 1,1,1-Trichloroethane | ug/L | | 20 | 20 | 21.2 | 18.4 | 106 | 92 | 47-141 | 15 | 40 | |
| 1,1,2,2-Tetrachloroethane | ug/L | | 20 | 20 | 20.7 | 17.9 | 103 | 90 | 49-131 | 14 | 40 | |
| 1,1,2-Trichloroethane | ug/L | | 20 | 20 | 23.0 | 21.1 | 115 | 105 | 50-130 | 9 | 40 | |
| 1,1-Dichloroethane | ug/L | | 20 | 20 | 21.3 | 18.0 | 107 | 90 | 54-137 | 17 | 40 | |
| 1,1-Dichloroethene | ug/L | | 20 | 20 | 21.9 | 18.5 | 109 | 92 | 45-155 | 17 | 40 | |
| 1,1-Dichloropropene | ug/L | | 20 | 20 | 17.5 | 17.0 | 88 | 85 | 61-141 | 3 | 40 | |
| 1,2,3-Trichloropropane | ug/L | | 20 | 20 | 19.8 | 17.6 | 99 | 88 | 31-132 | 12 | 40 | |
| 1,2,4-Trichlorobenzene | ug/L | | 20 | 20 | 16.0 | 15.7 | 80 | 79 | 34-138 | 2 | 40 | |
| 1,2-Dibromo-3-chloropropane | ug/L | | 20 | 20 | 20.4 | 18.6 | 102 | 93 | 37-130 | 9 | 40 | |
| 1,2-Dibromoethane (EDB) | ug/L | | 20 | 20 | 19.3 | 17.4 | 97 | 87 | 51-132 | 11 | 40 | |
| 1,2-Dichloroethane | ug/L | | 20 | 20 | 21.4 | 18.1 | 107 | 90 | 54-130 | 17 | 40 | |
| 1,2-Dichloropropane | ug/L | | 20 | 20 | 20.1 | 17.5 | 100 | 88 | 53-130 | 14 | 40 | |
| 1,3-Dichloropropane | ug/L | | 20 | 20 | 19.5 | 17.4 | 97 | 87 | 59-127 | 11 | 40 | |
| 2,2-Dichloropropane | ug/L | | 20 | 20 | 19.5 | 16.6 | 98 | 83 | 24-133 | 16 | 40 | |
| 2-Butanone (MEK) | ug/L | | 20 | 20 | 36.8 | 36.0 | 184 | 180 | 48-138 | 2 | 40 | J(M1) |
| 2-Hexanone | ug/L | | 20 | 20 | 21.4 | 21.6 | 107 | 108 | 38-130 | .9 | 40 | |
| 4-Methyl-2-pentanone (MIBK) | ug/L | | 20 | 20 | 23.4 | 23.7 | 117 | 119 | 28-143 | 1 | 40 | |
| Acetone | ug/L | | 20 | 20 | 18.5 | 17.0 | 92 | 85 | 20-140 | 8 | 40 | |
| Acetonitrile | ug/L | | 200 | 200 | 205 | 192 | 102 | 96 | 44-138 | 7 | 40 | |
| Acrolein | ug/L | | 200 | 200 | 179 | 178 | 90 | 89 | 20-159 | .7 | 40 | |
| Acrylonitrile | ug/L | | 200 | 200 | 175 | 185 | 88 | 93 | 46-130 | 6 | 40 | |
| Allyl chloride | ug/L | | 20 | 20 | 20.4 | 21.0 | 102 | 105 | 53-148 | 3 | 40 | |
| Benzene | ug/L | 0.50U | 20 | 20 | 19.8 | 17.6 | 98 | 87 | 53-132 | 12 | 40 | |
| Bromochloromethane | ug/L | | 20 | 20 | 22.0 | 18.5 | 110 | 93 | 54-132 | 17 | 40 | |
| Bromodichloromethane | ug/L | | 20 | 20 | 18.2 | 15.6 | 91 | 78 | 46-130 | 15 | 40 | |
| Bromoform | ug/L | | 20 | 20 | 15.5 | 14.6 | 77 | 73 | 32-130 | 6 | 40 | |
| Bromomethane | ug/L | | 20 | 20 | 17.0 | 14.4 | 85 | 72 | 20-152 | 17 | 40 | |
| Carbon disulfide | ug/L | | 20 | 20 | 16.8 | 18.8 | 84 | 94 | 28-184 | 11 | 40 | |
| Carbon tetrachloride | ug/L | | 20 | 20 | 19.4 | 17.5 | 97 | 87 | 37-137 | 10 | 40 | |
| Chlorobenzene | ug/L | | 20 | 20 | 17.7 | 16.5 | 89 | 82 | 46-130 | 7 | 40 | |
| Chloroethane | ug/L | | 20 | 20 | 26.6 | 23.8 | 133 | 119 | 48-159 | 11 | 40 | |
| Chloroform | ug/L | | 20 | 20 | 20.2 | 17.2 | 101 | 86 | 51-130 | 16 | 40 | |
| Chloromethane | ug/L | | 20 | 20 | 22.2 | 19.7 | 111 | 98 | 39-144 | 12 | 40 | |
| Chloroprene | ug/L | | 20 | 20 | 16.3 | 18.1 | 82 | 90 | 39-157 | 10 | 40 | |
| cis-1,2-Dichloroethene | ug/L | | 20 | 20 | 21.2 | 18.5 | 106 | 93 | 54-130 | 14 | 40 | |
| cis-1,3-Dichloropropene | ug/L | | 20 | 20 | 17.5 | 15.5 | 87 | 77 | 45-130 | 12 | 40 | |
| Dibromochloromethane | ug/L | | 20 | 20 | 16.2 | 15.2 | 81 | 76 | 43-130 | 6 | 40 | |
| Dibromomethane | ug/L | | 20 | 20 | 21.3 | 18.9 | 107 | 94 | 50-130 | 12 | 40 | |
| Dichlorodifluoromethane | ug/L | | 20 | 20 | 17.1 | 18.3 | 86 | 92 | 38-151 | 7 | 40 | |
| Ethyl methacrylate | ug/L | | 20 | 20 | 26.8 | 26.9 | 134 | 134 | 45-132 | .2 | 40 | J(M1) |
| Ethylbenzene | ug/L | 0.50U | 20 | 20 | 17.4 | 16.4 | 86 | 81 | 43-130 | 6 | 40 | |
| Hexachloro-1,3-butadiene | ug/L | | 20 | 20 | 12.0 | 13.4 | 60 | 67 | 35-136 | 10 | 40 | |
| Iodomethane | ug/L | | 20 | 20 | 16.7 | 17.2 | 83 | 86 | 20-169 | 3 | 40 | |
| Isobutyl Alcohol | ug/L | | 400 | 400 | 460 | 442 | 115 | 111 | 20-175 | 4 | 40 | |
| Methacrylonitrile | ug/L | | 200 | 200 | 223 | 212 | 112 | 106 | 50-149 | 5 | 40 | |
| Methyl methacrylate | ug/L | | 20 | 20 | 21.4 | 21.6 | 107 | 108 | 48-130 | 1 | 40 | |

**Pace Analytical Services, Inc.**
8 East Tower Circle
Ormond Beach, FL 32174
(386)672-5668

# QUALITY CONTROL DATA

Project: Tomoka LF Leachate
Pace Project No.: 3543582

MATRIX SPIKE & MATRIX SPIKE DUPLICATE: 299189 299190

| Parameter | Units | 3543716004 Result | MS Spike Conc. | MSD Spike Conc. | MS Result | MSD Result | MS % Rec | MSD % Rec | % Rec Limits | RPD | Max RPD | Qual |
|---|---|---|---|---|---|---|---|---|---|---|---|---|
| Methylene Chloride | ug/L | | 20 | 20 | 20.0 | 16.9 | 100 | 85 | 51-135 | 17 | 40 | |
| Propionitrile | ug/L | | 200 | 200 | 212 | 195 | 106 | 97 | 54-130 | 8 | 40 | |
| Styrene | ug/L | | 20 | 20 | 17.3 | 16.1 | 86 | 80 | 40-130 | 7 | 40 | |
| Tetrachloroethene | ug/L | | 20 | 20 | 13.9 | 15.5 | 70 | 77 | 26-130 | 11 | 40 | |
| Toluene | ug/L | 0.50U | 20 | 20 | 17.7 | 16.7 | 89 | 83 | 50-130 | 6 | 40 | |
| trans-1,2-Dichloroethene | ug/L | | 20 | 20 | 18.7 | 16.7 | 94 | 83 | 48-142 | 12 | 40 | |
| trans-1,3-Dichloropropene | ug/L | | 20 | 20 | 17.5 | 15.4 | 87 | 77 | 45-130 | 12 | 40 | |
| trans-1,4-Dichloro-2-butene | ug/L | | 20 | 20 | 17.7 | 17.5 | 89 | 88 | 20-139 | 1 | 40 | |
| Trichloroethene | ug/L | | 20 | 20 | 17.8 | 16.8 | 89 | 84 | 42-133 | 6 | 40 | |
| Trichlorofluoromethane | ug/L | | 20 | 20 | 20.6 | 19.8 | 103 | 99 | 46-146 | 4 | 40 | |
| Vinyl acetate | ug/L | | 20 | 20 | 18.0 | 17.4 | 90 | 87 | 20-165 | 4 | 40 | |
| Vinyl chloride | ug/L | | 20 | 20 | 22.8 | 20.3 | 114 | 102 | 57-142 | 11 | 40 | |
| Xylene (Total) | ug/L | 0.53 I | 60 | 60 | 51.8 | 48.2 | 85 | 79 | 42-130 | 7 | 40 | |
| 1,2-Dichloroethane-d4 (S) | % | | | | | | 107 | 97 | 86-125 | | | |
| 4-Bromofluorobenzene (S) | % | | | | | | 99 | 101 | 70-114 | | | |
| Dibromofluoromethane (S) | % | | | | | | 105 | 104 | 88-117 | | | |
| Toluene-d8 (S) | % | | | | | | 104 | 102 | 87-113 | | | |

**Pace Analytical Services, Inc.**
8 East Tower Circle
Ormond Beach, FL 32174
(386)672-5668

# QUALITY CONTROL DATA

Project: Tomoka LF Leachate
Pace Project No.: 3543582

QC Batch: OEXT/6548 | Analysis Method: EPA 8011
QC Batch Method: EPA 8011 | Analysis Description: 8011 EDB DBCP
Associated Lab Samples: 3543582001

METHOD BLANK: 296237 | Matrix: Water
Associated Lab Samples: 3543582001

| Parameter | Units | Blank Result | Reporting Limit | Analyzed | Qualifiers |
|---|---|---|---|---|---|
| 1,2-Dibromo-3-chloropropane | ug/L | 0.0049U | 0.020 | 11/28/11 15:37 | |
| 1,2-Dibromoethane (EDB) | ug/L | 0.0062U | 0.010 | 11/28/11 15:37 | |

LABORATORY CONTROL SAMPLE: 296238

| Parameter | Units | Spike Conc. | LCS Result | LCS % Rec | % Rec Limits | Qualifiers |
|---|---|---|---|---|---|---|
| 1,2-Dibromo-3-chloropropane | ug/L | .25 | 0.22 | 86 | 60-140 | |
| 1,2-Dibromoethane (EDB) | ug/L | .25 | 0.23 | 93 | 60-140 | |

MATRIX SPIKE & MATRIX SPIKE DUPLICATE: 296869 296870

| Parameter | Units | 3543639003 Result | MS Spike Conc. | MSD Spike Conc. | MS Result | MSD Result | MS % Rec | MSD % Rec | % Rec Limits | RPD | Max RPD | Qual |
|---|---|---|---|---|---|---|---|---|---|---|---|---|
| 1,2-Dibromo-3-chloropropane | ug/L | 0.0049 U | .44 | .44 | 0.39 | 0.39 | 90 | 90 | 60-140 | .1 | 40 | |
| 1,2-Dibromoethane (EDB) | ug/L | 0.0062 U | .44 | .44 | 0.42 | 0.43 | 97 | 98 | 60-140 | 1 | 40 | |

**Pace Analytical Services, Inc.**
8 East Tower Circle
Ormond Beach, FL 32174
(386)672-5668

# QUALITY CONTROL DATA

Project: Tomoka LF Leachate
Pace Project No.: 3543582

QC Batch: OEXT/6509 | Analysis Method: EPA 8081
QC Batch Method: EPA 3510 | Analysis Description: 8081 GCS Pesticides
Associated Lab Samples: 3543582001

METHOD BLANK: 294456 | Matrix: Water
Associated Lab Samples: 3543582001

| Parameter | Units | Blank Result | Reporting Limit | Analyzed | Qualifiers |
|---|---|---|---|---|---|
| 4,4'-DDD | ug/L | 0.0019U | 0.010 | 11/22/11 14:28 | |
| 4,4'-DDE | ug/L | 0.00090U | 0.010 | 11/22/11 14:28 | |
| 4,4'-DDT | ug/L | 0.0036U | 0.010 | 11/22/11 14:28 | |
| Aldrin | ug/L | 0.00050U | 0.010 | 11/22/11 14:28 | |
| alpha-BHC | ug/L | 0.00030U | 0.010 | 11/22/11 14:28 | |
| beta-BHC | ug/L | 0.00050U | 0.010 | 11/22/11 14:28 | |
| Chlordane (Technical) | ug/L | 0.080U | 0.50 | 11/22/11 14:28 | |
| Chlorobenzilate | ug/L | 0.021U | 0.10 | 11/22/11 14:28 | |
| delta-BHC | ug/L | 0.00040U | 0.010 | 11/22/11 14:28 | |
| Dieldrin | ug/L | 0.00050U | 0.010 | 11/22/11 14:28 | |
| Endosulfan I | ug/L | 0.00070U | 0.010 | 11/22/11 14:28 | |
| Endosulfan II | ug/L | 0.00070U | 0.010 | 11/22/11 14:28 | |
| Endosulfan sulfate | ug/L | 0.00060U | 0.010 | 11/22/11 14:28 | |
| Endrin | ug/L | 0.0017U | 0.010 | 11/22/11 14:28 | |
| Endrin aldehyde | ug/L | 0.0071U | 0.010 | 11/22/11 14:28 | |
| gamma-BHC (Lindane) | ug/L | 0.00020U | 0.010 | 11/22/11 14:28 | |
| Heptachlor | ug/L | 0.0015U | 0.010 | 11/22/11 14:28 | |
| Heptachlor epoxide | ug/L | 0.00040U | 0.010 | 11/22/11 14:28 | |
| Methoxychlor | ug/L | 0.0070U | 0.010 | 11/22/11 14:28 | |
| Pentachloronitrobenzene | ug/L | 0.015U | 0.10 | 11/22/11 14:28 | |
| Toxaphene | ug/L | 0.28U | 0.50 | 11/22/11 14:28 | |
| Decachlorobiphenyl (S) | % | 96 | 41.7-109.1 | 11/22/11 14:28 | |
| Tetrachloro-m-xylene (S) | % | 85 | 66.5-120.3 | 11/22/11 14:28 | |

LABORATORY CONTROL SAMPLE & LCSD: 294457 295006

| Parameter | Units | Spike Conc. | LCS Result | LCSD Result | LCS % Rec | LCSD % Rec | % Rec Limits | RPD | Max RPD | Qualifiers |
|---|---|---|---|---|---|---|---|---|---|---|
| 4,4'-DDD | ug/L | .5 | 0.53 | 0.53 | 105 | 106 | 74-122 | .4 | 40 | |
| 4,4'-DDE | ug/L | .5 | 0.55 | 0.55 | 110 | 111 | 74-117 | .9 | 40 | |
| 4,4'-DDT | ug/L | .5 | 0.51 | 0.52 | 102 | 104 | 81-117 | 2 | 40 | |
| Aldrin | ug/L | .5 | 0.49 | 0.49 | 98 | 97 | 56-112 | .8 | 40 | |
| alpha-BHC | ug/L | .5 | 0.47 | 0.46 | 94 | 93 | 66-110 | 2 | 40 | |
| beta-BHC | ug/L | .5 | 0.54 | 0.53 | 107 | 105 | 77-121 | 2 | 40 | |
| Chlordane (Technical) | ug/L | | 0.080U | 0.080U | | | | | | |
| Chlorobenzilate | ug/L | .5 | 0.021U | 0.021U | 0 | 0 | | | | |
| delta-BHC | ug/L | .5 | 0.45 | 0.44 | 91 | 88 | 46-108 | 3 | 40 | |
| Dieldrin | ug/L | .5 | 0.55 | 0.55 | 110 | 109 | 76-122 | .3 | 40 | |
| Endosulfan I | ug/L | .5 | 0.53 | 0.53 | 105 | 106 | 75-122 | .5 | 40 | |
| Endosulfan II | ug/L | .5 | 0.55 | 0.54 | 111 | 108 | 75-126 | 3 | 40 | |
| Endosulfan sulfate | ug/L | .5 | 0.45 | 0.44 | 90 | 89 | 74-118 | 1 | 40 | |
| Endrin | ug/L | .5 | 0.56 | 0.56 | 112 | 113 | 71-122 | .6 | 40 | |

**Pace Analytical Services, Inc.**
8 East Tower Circle
Ormond Beach, FL 32174
(386)672-5668

# QUALITY CONTROL DATA

Project: Tomoka LF Leachate
Pace Project No.: 3543582

LABORATORY CONTROL SAMPLE & LCSD: 294457 295006

| Parameter | Units | Spike Conc. | LCS Result | LCSD Result | LCS % Rec | LCSD % Rec | % Rec Limits | RPD | Max RPD | Qualifiers |
|---|---|---|---|---|---|---|---|---|---|---|
| Endrin aldehyde | ug/L | .5 | 0.52 | 0.52 | 104 | 104 | 76-122 | .3 | 40 | |
| gamma-BHC (Lindane) | ug/L | .5 | 0.49 | 0.48 | 97 | 96 | 64-119 | 2 | 40 | |
| Heptachlor | ug/L | .5 | 0.50 | 0.50 | 100 | 99 | 64-116 | 1 | 40 | |
| Heptachlor epoxide | ug/L | .5 | 0.52 | 0.52 | 105 | 104 | 76-120 | .3 | 40 | |
| Methoxychlor | ug/L | .5 | 0.59 | 0.61 | 118 | 122 | 76-129 | 3 | 40 | |
| Pentachloronitrobenzene | ug/L | .5 | 0.015U | 0.015U | 0 | 0 | | | | |
| Toxaphene | ug/L | | 0.28U | 0.28U | | | | | | |
| Decachlorobiphenyl (S) | % | | | | 98 | 94 | 41.7-109. | | | |
| Tetrachloro-m-xylene (S) | % | | | | 92 | 86 | 66.5-120. | | | |

**Pace Analytical Services, Inc.**
8 East Tower Circle
Ormond Beach, FL 32174
(386)672-5668

# QUALITY CONTROL DATA

Project: Tomoka LF Leachate
Pace Project No.: 3543582

QC Batch: OEXT/6510 | Analysis Method: EPA 8082
QC Batch Method: EPA 3510 | Analysis Description: 8082 GCS PCB
Associated Lab Samples: 3543582001

METHOD BLANK: 294458 | Matrix: Water
Associated Lab Samples: 3543582001

| Parameter | Units | Blank Result | Reporting Limit | Analyzed | Qualifiers |
|---|---|---|---|---|---|
| PCB-1016 (Aroclor 1016) | ug/L | 0.080U | 0.50 | 11/22/11 15:04 | |
| PCB-1221 (Aroclor 1221) | ug/L | 0.081U | 0.50 | 11/22/11 15:04 | |
| PCB-1232 (Aroclor 1232) | ug/L | 0.12U | 0.50 | 11/22/11 15:04 | |
| PCB-1242 (Aroclor 1242) | ug/L | 0.13U | 0.50 | 11/22/11 15:04 | |
| PCB-1248 (Aroclor 1248) | ug/L | 0.28U | 0.50 | 11/22/11 15:04 | |
| PCB-1254 (Aroclor 1254) | ug/L | 0.14U | 0.50 | 11/22/11 15:04 | |
| PCB-1260 (Aroclor 1260) | ug/L | 0.11U | 0.50 | 11/22/11 15:04 | |
| Decachlorobiphenyl (S) | % | 91 | 63-121 | 11/22/11 15:04 | |
| Tetrachloro-m-xylene (S) | % | 70 | 48-111 | 11/22/11 15:04 | |

LABORATORY CONTROL SAMPLE & LCSD: 294459 295010

| Parameter | Units | Spike Conc. | LCS Result | LCSD Result | LCS % Rec | LCSD % Rec | % Rec Limits | RPD | Max RPD | Qualifiers |
|---|---|---|---|---|---|---|---|---|---|---|
| PCB-1016 (Aroclor 1016) | ug/L | 2.5 | 2.1 | 2.1 | 85 | 86 | 70-130 | .5 | 40 | |
| PCB-1221 (Aroclor 1221) | ug/L | | 0.081U | 0.081U | | | | | | |
| PCB-1232 (Aroclor 1232) | ug/L | | 0.12U | 0.12U | | | | | | |
| PCB-1242 (Aroclor 1242) | ug/L | | 0.13U | 0.13U | | | | | | |
| PCB-1248 (Aroclor 1248) | ug/L | | 0.28U | 0.28U | | | | | | |
| PCB-1254 (Aroclor 1254) | ug/L | | 0.14U | 0.14U | | | | | | |
| PCB-1260 (Aroclor 1260) | ug/L | 2.5 | 2.5 | 2.4 | 99 | 98 | 70-130 | 1 | 40 | |
| Decachlorobiphenyl (S) | % | | | | 92 | 85 | 63-121 | | | |
| Tetrachloro-m-xylene (S) | % | | | | 74 | 74 | 48-111 | | | |

**Pace Analytical Services, Inc.**
8 East Tower Circle
Ormond Beach, FL 32174
(386)672-5668

# QUALITY CONTROL DATA

Project: Tomoka LF Leachate
Pace Project No.: 3543582

QC Batch: OEXT/6536 | Analysis Method: EPA 8141
QC Batch Method: EPA 3510 | Analysis Description: 8141 GCS, O/P Pesticides
Associated Lab Samples: 3543582001

METHOD BLANK: 295824 | Matrix: Water
Associated Lab Samples: 3543582001

| Parameter | Units | Blank Result | Reporting Limit | Analyzed | Qualifiers |
|---|---|---|---|---|---|
| Dimethoate | ug/L | 0.24U | 0.50 | 11/26/11 19:13 | |
| Disulfoton | ug/L | 0.26U | 0.50 | 11/26/11 19:13 | |
| Famphur | ug/L | 0.29U | 0.50 | 11/26/11 19:13 | |
| Methyl parathion | ug/L | 0.27U | 0.50 | 11/26/11 19:13 | |
| Parathion (Ethyl parathion) | ug/L | 0.47U | 1.0 | 11/26/11 19:13 | |
| Phorate | ug/L | 0.42U | 1.0 | 11/26/11 19:13 | |
| 4-Chloro3nitrobenzotrifluoride | % | 88 | 34.2-122 | 11/26/11 19:13 | |

LABORATORY CONTROL SAMPLE: 295825

| Parameter | Units | Spike Conc. | LCS Result | LCS % Rec | % Rec Limits | Qualifiers |
|---|---|---|---|---|---|---|
| Dimethoate | ug/L | 2 | 1.3 | 66 | 21-153 | |
| Disulfoton | ug/L | 2 | 1.2 | 62 | 36-137 | |
| Famphur | ug/L | 2 | 1.2 | 61 | 43-136 | |
| Methyl parathion | ug/L | 2 | 1.2 | 62 | 51-130 | |
| Parathion (Ethyl parathion) | ug/L | 4 | 2.5 | 62 | 46-130 | |
| Phorate | ug/L | 4 | 2.5 | 64 | 41-130 | |
| 4-Chloro3nitrobenzotrifluoride | % | | | 95 | 34.2-122 | |

MATRIX SPIKE & MATRIX SPIKE DUPLICATE: 296095 296096

| Parameter | Units | 3543582001 Result | MS Spike Conc. | MSD Spike Conc. | MS Result | MSD Result | MS % Rec | MSD % Rec | % Rec Limits | RPD | Max RPD | Qual |
|---|---|---|---|---|---|---|---|---|---|---|---|---|
| Dimethoate | ug/L | 0.23U | 4 | 4 | 1.8 | 1.7 | 44 | 42 | 64-130 | 5 | 40 | J(M1) |
| Disulfoton | ug/L | 0.24U | 4 | 4 | 1.9 | 1.9 | 47 | 47 | 48-130 | 0 | 40 | J(M1) |
| Famphur | ug/L | 0.28U | 4 | 4 | 1.3 | 1.4 | 34 | 34 | 53-141 | 1 | 40 | J(M1) |
| Methyl parathion | ug/L | 0.25U | 4 | 4 | 1.9 | 1.4 | 48 | 36 | 10-152 | 28 | 40 | |
| Parathion (Ethyl parathion) | ug/L | 0.45U | 8 | 8 | 2.8 | 2.8 | 35 | 36 | 54-130 | .7 | 40 | J(M1) |
| Phorate | ug/L | 0.40U | 8 | 8 | 3.2 | 3.1 | 40 | 39 | 44-130 | 2 | 40 | J(M1) |
| 4-Chloro3nitrobenzotrifluoride | % | | | | | | 69 | 66 | 34.2-122 | | | |

**Pace Analytical Services, Inc.**
8 East Tower Circle
Ormond Beach, FL 32174
(386)672-5668

# QUALITY CONTROL DATA

Project: Tomoka LF Leachate
Pace Project No.: 3543582

QC Batch: OEXT/6537 | Analysis Method: EPA 8141
QC Batch Method: EPA 3510 | Analysis Description: 8141 GCS, O/P Pesticides
Associated Lab Samples: 3543582001

METHOD BLANK: 295826 | Matrix: Water
Associated Lab Samples: 3543582001

| Parameter | Units | Blank Result | Reporting Limit | Analyzed | Qualifiers |
|---|---|---|---|---|---|
| Dimethoate | ug/L | 0.24U | 0.50 | 11/26/11 18:02 | |
| Disulfoton | ug/L | 0.26U | 0.50 | 11/26/11 18:02 | |
| Famphur | ug/L | 0.29U | 0.50 | 11/26/11 18:02 | |
| Methyl parathion | ug/L | 0.27U | 0.50 | 11/26/11 18:02 | |
| Parathion (Ethyl parathion) | ug/L | 0.47U | 1.0 | 11/26/11 18:02 | |
| Phorate | ug/L | 0.42U | 1.0 | 11/26/11 18:02 | |
| 4-Chloro3nitrobenzotrifluoride | % | 88 | 34.2-122 | 11/26/11 18:02 | |

LABORATORY CONTROL SAMPLE: 295827

| Parameter | Units | Spike Conc. | LCS Result | LCS % Rec | % Rec Limits | Qualifiers |
|---|---|---|---|---|---|---|
| Dimethoate | ug/L | 2 | 1.3 | 66 | 21-153 | |
| Disulfoton | ug/L | 2 | 1.2 | 62 | 36-137 | |
| Famphur | ug/L | 2 | 1.2 | 61 | 43-136 | |
| Methyl parathion | ug/L | 2 | 1.2 | 62 | 51-130 | |
| Parathion (Ethyl parathion) | ug/L | 4 | 2.5 | 62 | 46-130 | |
| Phorate | ug/L | 4 | 2.5 | 64 | 41-130 | |
| 4-Chloro3nitrobenzotrifluoride | % | | | 95 | 34.2-122 | |

MATRIX SPIKE & MATRIX SPIKE DUPLICATE: 296797 296798

| Parameter | Units | 3543582001 Result | MS Spike Conc. | MSD Spike Conc. | MS Result | MSD Result | MS % Rec | MSD % Rec | % Rec Limits | RPD | Max RPD | Qual |
|---|---|---|---|---|---|---|---|---|---|---|---|---|
| Dimethoate | ug/L | 0.23U | 4 | 4 | 1.8 | 1.7 | 44 | 42 | 64-130 | 5 | 40 | J(M1) |
| Disulfoton | ug/L | 0.24U | 4 | 4 | 1.9 | 1.9 | 47 | 47 | 48-130 | 0 | 40 | J(M1) |
| Famphur | ug/L | 0.28U | 4 | 4 | 1.3 | 1.4 | 34 | 34 | 53-141 | 1 | 40 | J(M1) |
| Methyl parathion | ug/L | 0.25U | 4 | 4 | 1.9 | 1.4 | 48 | 36 | 10-152 | 28 | 40 | |
| Parathion (Ethyl parathion) | ug/L | 0.45U | 8 | 8 | 2.8 | 2.8 | 35 | 36 | 54-130 | .7 | 40 | J(M1) |
| Phorate | ug/L | 0.40U | 8 | 8 | 3.2 | 3.1 | 40 | 39 | 44-130 | 2 | 40 | J(M1) |
| 4-Chloro3nitrobenzotrifluoride | % | | | | | | 69 | 66 | 34.2-122 | | | |

**Pace Analytical Services, Inc.**
8 East Tower Circle
Ormond Beach, FL 32174
(386)672-5668

# QUALITY CONTROL DATA

Project: Tomoka LF Leachate
Pace Project No.: 3543582

QC Batch: OEXT/6519 | Analysis Method: EPA 8151
QC Batch Method: EPA 8151 | Analysis Description: 8151A GCS Herbicides
Associated Lab Samples: 3543582001

METHOD BLANK: 295014 | Matrix: Water
Associated Lab Samples: 3543582001

| Parameter | Units | Blank Result | Reporting Limit | Analyzed | Qualifiers |
|---|---|---|---|---|---|
| 2,4,5-T | ug/L | 0.042U | 0.19 | 11/22/11 06:35 | |
| 2,4,5-TP (Silvex) | ug/L | 0.049U | 0.19 | 11/22/11 06:35 | |
| 2,4-D | ug/L | 0.22U | 0.94 | 11/22/11 06:35 | |
| Dinoseb | ug/L | 0.057U | 0.19 | 11/22/11 06:35 | |
| Pentachlorophenol | ug/L | 0.017U | 0.028 | 11/22/11 06:35 | |
| 2,4-DCPA (S) | % | 86 | 42-142 | 11/22/11 06:35 | |

LABORATORY CONTROL SAMPLE: 295015

| Parameter | Units | Spike Conc. | LCS Result | LCS % Rec | % Rec Limits | Qualifiers |
|---|---|---|---|---|---|---|
| 2,4,5-T | ug/L | 1.2 | 1.3 | 111 | 28-161 | |
| 2,4,5-TP (Silvex) | ug/L | 1.2 | 1.4 | 117 | 27-170 | |
| 2,4-D | ug/L | 6 | 8.7 | 145 | 23-163 | |
| Dinoseb | ug/L | 1.2 | 1.2 | 101 | 24-151 | |
| Pentachlorophenol | ug/L | .18 | 0.23 | 126 | 29-143 | |
| 2,4-DCPA (S) | % | | | 109 | 42-142 | |

MATRIX SPIKE & MATRIX SPIKE DUPLICATE: 295050 295051

| Parameter | Units | 92106586003 Result | MS Spike Conc. | MSD Spike Conc. | MS Result | MSD Result | MS % Rec | MSD % Rec | % Rec Limits | RPD | Max RPD | Qual |
|---|---|---|---|---|---|---|---|---|---|---|---|---|
| 2,4,5-T | ug/L | ND | 1.2 | 1.2 | 1.2 | 1.3 | 99 | 108 | 36-169 | 9 | 40 | |
| 2,4,5-TP (Silvex) | ug/L | ND | 1.2 | 1.2 | 1.3 | 1.5 | 110 | 122 | 20-176 | 10 | 40 | |
| 2,4-D | ug/L | ND | 6 | 6 | 6.2 | 6.7 | 104 | 112 | 17-167 | 8 | 40 | |
| Dinoseb | ug/L | ND | 1.2 | 1.2 | 1.2 | 1.1 | 99 | 89 | 10-163 | 10 | 40 | |
| Pentachlorophenol | ug/L | ND | .18 | .18 | 0.15 | 0.19 | 80 | 106 | 10-162 | 27 | 40 | |
| 2,4-DCPA (S) | % | | | | | | 103 | 115 | 42-142 | | | |

**Pace Analytical Services, Inc.**
8 East Tower Circle
Ormond Beach, FL 32174
(386)672-5668

# QUALITY CONTROL DATA

Project: Tomoka LF Leachate
Pace Project No.: 3543582

QC Batch: OEXT/6506 | Analysis Method: EPA 8270
QC Batch Method: EPA 3510 | Analysis Description: 8270 Water MSSV App II
Associated Lab Samples: 3543582001

METHOD BLANK: 294450 | Matrix: Water
Associated Lab Samples: 3543582001

| Parameter | Units | Blank Result | Reporting Limit | Analyzed | Qualifiers |
|---|---|---|---|---|---|
| 1,2,4,5-Tetrachlorobenzene | ug/L | 1.5U | 5.0 | 11/28/11 11:53 | |
| 1,2-Dichlorobenzene | ug/L | 0.23U | 5.0 | 11/28/11 11:53 | |
| 1,3,5-Trinitrobenzene | ug/L | 0.19U | 5.0 | 11/28/11 11:53 | |
| 1,3-Dichlorobenzene | ug/L | 1.5U | 5.0 | 11/28/11 11:53 | |
| 1,3-Dinitrobenzene | ug/L | 0.32U | 8.0 | 11/28/11 11:53 | |
| 1,4-Dichlorobenzene | ug/L | 0.17U | 5.0 | 11/28/11 11:53 | |
| 1,4-Naphthoquinone | ug/L | 1.9U | 5.0 | 11/28/11 11:53 | |
| 1-Naphthylamine | ug/L | 0.29U | 5.0 | 11/28/11 11:53 | |
| 2,3,4,6-Tetrachlorophenol | ug/L | 1.6U | 5.0 | 11/28/11 11:53 | |
| 2,4,5-Trichlorophenol | ug/L | 0.17U | 4.0 | 11/28/11 11:53 | |
| 2,4,6-Trichlorophenol | ug/L | 0.19U | 2.0 | 11/28/11 11:53 | |
| 2,4-Dichlorophenol | ug/L | 0.19U | 2.0 | 11/28/11 11:53 | |
| 2,4-Dimethylphenol | ug/L | 0.27U | 5.0 | 11/28/11 11:53 | |
| 2,4-Dinitrophenol | ug/L | 1.1U | 20.0 | 11/28/11 11:53 | |
| 2,4-Dinitrotoluene | ug/L | 0.14U | 2.0 | 11/28/11 11:53 | |
| 2,6-Dichlorophenol | ug/L | 0.23U | 4.0 | 11/28/11 11:53 | |
| 2,6-Dinitrotoluene | ug/L | 0.22U | 2.0 | 11/28/11 11:53 | |
| 2-Acetylaminofluorene | ug/L | 0.25U | 5.0 | 11/28/11 11:53 | |
| 2-Chloronaphthalene | ug/L | 0.21U | 5.0 | 11/28/11 11:53 | |
| 2-Chlorophenol | ug/L | 0.14U | 5.0 | 11/28/11 11:53 | |
| 2-Methylnaphthalene | ug/L | 0.14U | 5.0 | 11/28/11 11:53 | |
| 2-Methylphenol(o-Cresol) | ug/L | 1.3U | 5.0 | 11/28/11 11:53 | |
| 2-Naphthylamine | ug/L | 0.29U | 5.0 | 11/28/11 11:53 | |
| 2-Nitroaniline | ug/L | 0.20U | 5.0 | 11/28/11 11:53 | |
| 2-Nitrophenol | ug/L | 0.24U | 5.0 | 11/28/11 11:53 | |
| 3&4-Methylphenol(m&p Cresol) | ug/L | 0.16U | 10.0 | 11/28/11 11:53 | |
| 3,3'-Dichlorobenzidine | ug/L | 0.20U | 10.0 | 11/28/11 11:53 | |
| 3,3'-Dimethylbenzidine | ug/L | 0.62U | 10.0 | 11/28/11 11:53 | |
| 3-Methylcholanthrene | ug/L | 0.14U | 5.0 | 11/28/11 11:53 | |
| 3-Nitroaniline | ug/L | 0.32U | 5.0 | 11/28/11 11:53 | |
| 4,6-Dinitro-2-methylphenol | ug/L | 1.5U | 20.0 | 11/28/11 11:53 | |
| 4-Aminobiphenyl | ug/L | 0.19U | 5.0 | 11/28/11 11:53 | |
| 4-Bromophenylphenyl ether | ug/L | 0.25U | 5.0 | 11/28/11 11:53 | |
| 4-Chloro-3-methylphenol | ug/L | 0.30U | 20.0 | 11/28/11 11:53 | |
| 4-Chloroaniline | ug/L | 0.20U | 5.0 | 11/28/11 11:53 | |
| 4-Chlorophenylphenyl ether | ug/L | 1.9U | 5.0 | 11/28/11 11:53 | |
| 4-Nitroaniline | ug/L | 1.8U | 4.0 | 11/28/11 11:53 | |
| 4-Nitrophenol | ug/L | 0.78U | 20.0 | 11/28/11 11:53 | |
| 5-Nitro-o-toluidine | ug/L | 0.14U | 5.0 | 11/28/11 11:53 | |
| 7,12-Dimethylbenz(a)anthracene | ug/L | 0.13U | 5.0 | 11/28/11 11:53 | |
| a,a-Dimethylphenylethylamine | ug/L | 10.0U | 20.0 | 11/28/11 11:53 | |
| Acenaphthene | ug/L | 0.18U | 5.0 | 11/28/11 11:53 | |
| Acenaphthylene | ug/L | 1.8U | 5.0 | 11/28/11 11:53 | |

**Pace Analytical Services, Inc.**
8 East Tower Circle
Ormond Beach, FL 32174
(386)672-5668

# QUALITY CONTROL DATA

Project: Tomoka LF Leachate
Pace Project No.: 3543582

METHOD BLANK: 294450 Matrix: Water

Associated Lab Samples: 3543582001

| Parameter | Units | Blank Result | Reporting Limit | Analyzed | Qualifiers |
|---|---|---|---|---|---|
| Acetophenone | ug/L | 1.5U | 5.0 | 11/28/11 11:53 | |
| Anthracene | ug/L | 0.18U | 5.0 | 11/28/11 11:53 | |
| Benzo(a)anthracene | ug/L | 1.8U | 5.0 | 11/28/11 11:53 | |
| Benzo(a)pyrene | ug/L | 0.14U | 1.0 | 11/28/11 11:53 | |
| Benzo(b)fluoranthene | ug/L | 1.8U | 2.0 | 11/28/11 11:53 | |
| Benzo(g,h,i)perylene | ug/L | 1.8U | 5.0 | 11/28/11 11:53 | |
| Benzo(k)fluoranthene | ug/L | 0.11U | 4.0 | 11/28/11 11:53 | |
| Benzyl alcohol | ug/L | 0.31U | 5.0 | 11/28/11 11:53 | |
| bis(2-Chloroethoxy)methane | ug/L | 0.14U | 5.0 | 11/28/11 11:53 | |
| bis(2-Chloroethyl) ether | ug/L | 0.21U | 4.0 | 11/28/11 11:53 | |
| bis(2-Chloroisopropyl) ether | ug/L | 0.26U | 5.0 | 11/28/11 11:53 | |
| bis(2-Ethylhexyl)phthalate | ug/L | 0.97U | 5.0 | 11/28/11 11:53 | |
| Butylbenzylphthalate | ug/L | 2.0U | 5.0 | 11/28/11 11:53 | |
| Chrysene | ug/L | 0.18U | 5.0 | 11/28/11 11:53 | |
| Di-n-butylphthalate | ug/L | 0.18U | 5.0 | 11/28/11 11:53 | |
| Di-n-octylphthalate | ug/L | 0.18U | 5.0 | 11/28/11 11:53 | |
| Diallate | ug/L | 0.21U | 5.0 | 11/28/11 11:53 | |
| Dibenz(a,h)anthracene | ug/L | 1.8U | 2.0 | 11/28/11 11:53 | |
| Dibenzofuran | ug/L | 0.14U | 5.0 | 11/28/11 11:53 | |
| Diethylphthalate | ug/L | 0.20U | 5.0 | 11/28/11 11:53 | |
| Dimethylphthalate | ug/L | 0.17U | 5.0 | 11/28/11 11:53 | |
| Ethyl methanesulfonate | ug/L | 0.23U | 5.0 | 11/28/11 11:53 | |
| Fluoranthene | ug/L | 1.8U | 5.0 | 11/28/11 11:53 | |
| Fluorene | ug/L | 1.7U | 5.0 | 11/28/11 11:53 | |
| Hexachlorobenzene | ug/L | 0.19U | 1.0 | 11/28/11 11:53 | |
| Hexachlorocyclopentadiene | ug/L | 1.1U | 5.0 | 11/28/11 11:53 | |
| Hexachloroethane | ug/L | 0.24U | 5.0 | 11/28/11 11:53 | |
| Hexachloropropene | ug/L | 0.24U | 5.0 | 11/28/11 11:53 | |
| Indeno(1,2,3-cd)pyrene | ug/L | 1.8U | 2.0 | 11/28/11 11:53 | |
| Isodrin | ug/L | 0.31U | 5.0 | 11/28/11 11:53 | |
| Isophorone | ug/L | 0.14U | 5.0 | 11/28/11 11:53 | |
| Isosafrole | ug/L | 0.15U | 5.0 | 11/28/11 11:53 | |
| Kepone | ug/L | 5.0U | 20.0 | 11/28/11 11:53 | |
| Methapyrilene | ug/L | 0.53U | 5.0 | 11/28/11 11:53 | |
| Methyl methanesulfonate | ug/L | 0.18U | 5.0 | 11/28/11 11:53 | |
| N-Nitroso-di-n-butylamine | ug/L | 0.22U | 4.0 | 11/28/11 11:53 | |
| N-Nitroso-di-n-propylamine | ug/L | 0.26U | 4.0 | 11/28/11 11:53 | |
| N-Nitrosodiethylamine | ug/L | 0.22U | 4.0 | 11/28/11 11:53 | |
| N-Nitrosodimethylamine | ug/L | 0.14U | 2.0 | 11/28/11 11:53 | |
| N-Nitrosodiphenylamine | ug/L | 0.13U | 5.0 | 11/28/11 11:53 | |
| N-Nitrosomethylethylamine | ug/L | 0.34U | 5.0 | 11/28/11 11:53 | |
| N-Nitrosopiperidine | ug/L | 0.25U | 5.0 | 11/28/11 11:53 | |
| N-Nitrosopyrrolidine | ug/L | 0.22U | 5.0 | 11/28/11 11:53 | |
| Naphthalene | ug/L | 0.20U | 5.0 | 11/28/11 11:53 | |
| Nitrobenzene | ug/L | 0.41U | 4.0 | 11/28/11 11:53 | |
| O,O,O-Triethylphosphorothioate | ug/L | 0.26U | 5.0 | 11/28/11 11:53 | |
| O-Toluidine | ug/L | 0.25U | 5.0 | 11/28/11 11:53 | |

**Pace Analytical Services, Inc.**
8 East Tower Circle
Ormond Beach, FL 32174
(386)672-5668

# QUALITY CONTROL DATA

Project: Tomoka LF Leachate
Pace Project No.: 3543582

METHOD BLANK: 294450 Matrix: Water

Associated Lab Samples: 3543582001

| Parameter | Units | Blank Result | Reporting Limit | Analyzed | Qualifiers |
|---|---|---|---|---|---|
| P-Dimethylaminoazobenzene | ug/L | 0.30U | 5.0 | 11/28/11 11:53 | |
| p-Phenylenediamine | ug/L | 10.0U | 20.0 | 11/28/11 11:53 | |
| Pentachlorobenzene | ug/L | 0.20U | 5.0 | 11/28/11 11:53 | |
| Phenacetin | ug/L | 0.20U | 5.0 | 11/28/11 11:53 | |
| Phenanthrene | ug/L | 0.13U | 5.0 | 11/28/11 11:53 | |
| Phenol | ug/L | 0.14U | 5.0 | 11/28/11 11:53 | |
| Pronamide | ug/L | 0.20U | 5.0 | 11/28/11 11:53 | |
| Pyrene | ug/L | 1.7U | 5.0 | 11/28/11 11:53 | |
| Safrole | ug/L | 0.23U | 5.0 | 11/28/11 11:53 | |
| Thionazin | ug/L | 0.27U | 5.0 | 11/28/11 11:53 | |
| 2,4,6-Tribromophenol (S) | % | 82 | 10-110 | 11/28/11 11:53 | |
| 2-Fluorobiphenyl (S) | % | 65 | 18-110 | 11/28/11 11:53 | |
| 2-Fluorophenol (S) | % | 37 | 18-110 | 11/28/11 11:53 | |
| Nitrobenzene-d5 (S) | % | 65 | 10-110 | 11/28/11 11:53 | |
| Phenol-d6 (S) | % | 23 | 10-110 | 11/28/11 11:53 | |
| Terphenyl-d14 (S) | % | 74 | 10-123 | 11/28/11 11:53 | |

LABORATORY CONTROL SAMPLE: 294451

| Parameter | Units | Spike Conc. | LCS Result | LCS % Rec | % Rec Limits | Qualifiers |
|---|---|---|---|---|---|---|
| 1,2,4,5-Tetrachlorobenzene | ug/L | 50 | 32.3 | 65 | 48-110 | |
| 1,2-Dichlorobenzene | ug/L | 50 | 29.0 | 58 | 32-129 | |
| 1,3,5-Trinitrobenzene | ug/L | 50 | 49.8 | 100 | 48-128 | |
| 1,3-Dichlorobenzene | ug/L | 50 | 28.4 | 57 | 10-172 | |
| 1,3-Dinitrobenzene | ug/L | 50 | 39.6 | 79 | 57-112 | |
| 1,4-Dichlorobenzene | ug/L | 50 | 28.2 | 56 | 43-110 | |
| 1,4-Naphthoquinone | ug/L | 50 | 38.3 | 77 | 54-116 | |
| 1-Naphthylamine | ug/L | 50 | 37.8 | 76 | 37-147 | |
| 2,3,4,6-Tetrachlorophenol | ug/L | 50 | 40.4 | 81 | 59-117 | |
| 2,4,5-Trichlorophenol | ug/L | 50 | 37.0 | 74 | 58-110 | |
| 2,4,6-Trichlorophenol | ug/L | 50 | 35.3 | 71 | 57-110 | |
| 2,4-Dichlorophenol | ug/L | 50 | 33.8 | 68 | 50-110 | |
| 2,4-Dimethylphenol | ug/L | 50 | 30.8 | 62 | 50-110 | |
| 2,4-Dinitrophenol | ug/L | 50 | 41.3 | 83 | 41-120 | |
| 2,4-Dinitrotoluene | ug/L | 50 | 40.8 | 82 | 55-122 | |
| 2,6-Dichlorophenol | ug/L | 50 | 32.8 | 66 | 51-110 | |
| 2,6-Dinitrotoluene | ug/L | 50 | 37.1 | 74 | 61-111 | |
| 2-Acetylaminofluorene | ug/L | 50 | 36.7 | 73 | 49-126 | |
| 2-Chloronaphthalene | ug/L | 50 | 32.7 | 65 | 53-110 | |
| 2-Chlorophenol | ug/L | 50 | 28.7 | 57 | 41-110 | |
| 2-Methylnaphthalene | ug/L | 50 | 33.1 | 66 | 52-110 | |
| 2-Methylphenol(o-Cresol) | ug/L | 50 | 25.9 | 52 | 44-110 | |
| 2-Naphthylamine | ug/L | 50 | 34.3 | 69 | 38-112 | |
| 2-Nitroaniline | ug/L | 50 | 38.6 | 77 | 58-110 | |
| 2-Nitrophenol | ug/L | 50 | 33.3 | 67 | 49-110 | |

**Pace Analytical Services, Inc.**
8 East Tower Circle
Ormond Beach, FL 32174
(386)672-5668

# QUALITY CONTROL DATA

Project: Tomoka LF Leachate
Pace Project No.: 3543582

LABORATORY CONTROL SAMPLE: 294451

| Parameter | Units | Spike Conc. | LCS Result | LCS % Rec | % Rec Limits | Qualifiers |
|---|---|---|---|---|---|---|
| 3&4-Methylphenol(m&p Cresol) | ug/L | 50 | 25.0 | 50 | 40-110 | |
| 3,3'-Dichlorobenzidine | ug/L | 50 | 43.0 | 86 | 52-116 | |
| 3,3'-Dimethylbenzidine | ug/L | 50 | 17.8 | 36 | 10-122 | |
| 3-Methylcholanthrene | ug/L | 50 | 40.2 | 80 | 59-110 | |
| 3-Nitroaniline | ug/L | 50 | 37.5 | 75 | 53-120 | |
| 4,6-Dinitro-2-methylphenol | ug/L | 50 | 49.9 | 100 | 46-122 | |
| 4-Aminobiphenyl | ug/L | 50 | 40.2 | 80 | 34-120 | |
| 4-Bromophenylphenyl ether | ug/L | 50 | 41.1 | 82 | 64-110 | |
| 4-Chloro-3-methylphenol | ug/L | 50 | 39.3 | 79 | 59-110 | |
| 4-Chloroaniline | ug/L | 50 | 34.7 | 69 | 51-110 | |
| 4-Chlorophenylphenyl ether | ug/L | 50 | 36.8 | 74 | 57-110 | |
| 4-Nitroaniline | ug/L | 50 | 43.2 | 86 | 44-130 | |
| 4-Nitrophenol | ug/L | 50 | 18.4 I | 37 | 19-110 | |
| 5-Nitro-o-toluidine | ug/L | 50 | 42.5 | 85 | 52-121 | |
| 7,12-Dimethylbenz(a)anthracene | ug/L | 50 | 31.8 | 64 | 52-110 | |
| Acenaphthene | ug/L | 50 | 34.5 | 69 | 56-110 | |
| Acenaphthylene | ug/L | 50 | 35.4 | 71 | 55-110 | |
| Acetophenone | ug/L | 50 | 31.9 | 64 | 48-110 | |
| Anthracene | ug/L | 50 | 43.1 | 86 | 64-110 | |
| Benzo(a)anthracene | ug/L | 50 | 41.6 | 83 | 63-110 | |
| Benzo(a)pyrene | ug/L | 50 | 43.2 | 86 | 62-111 | |
| Benzo(b)fluoranthene | ug/L | 50 | 41.4 | 83 | 59-116 | |
| Benzo(g,h,i)perylene | ug/L | 50 | 44.7 | 89 | 57-115 | |
| Benzo(k)fluoranthene | ug/L | 50 | 42.4 | 85 | 61-115 | |
| Benzyl alcohol | ug/L | 50 | 27.4 | 55 | 46-110 | |
| bis(2-Chloroethoxy)methane | ug/L | 50 | 40.8 | 82 | 48-110 | |
| bis(2-Chloroethyl) ether | ug/L | 50 | 27.5 | 55 | 42-110 | |
| bis(2-Chloroisopropyl) ether | ug/L | 50 | 28.5 | 57 | 45-110 | |
| bis(2-Ethylhexyl)phthalate | ug/L | 50 | 41.5 | 83 | 58-120 | |
| Butylbenzylphthalate | ug/L | 50 | 42.5 | 85 | 59-118 | |
| Chrysene | ug/L | 50 | 42.5 | 85 | 64-110 | |
| Di-n-butylphthalate | ug/L | 50 | 46.4 | 93 | 59-120 | |
| Di-n-octylphthalate | ug/L | 50 | 43.5 | 87 | 58-118 | |
| Diallate | ug/L | 50 | 39.7 | 79 | 43-126 | |
| Dibenz(a,h)anthracene | ug/L | 50 | 44.9 | 90 | 59-116 | |
| Dibenzofuran | ug/L | 50 | 36.2 | 72 | 60-110 | |
| Diethylphthalate | ug/L | 50 | 41.2 | 82 | 57-121 | |
| Dimethylphthalate | ug/L | 50 | 39.1 | 78 | 62-114 | |
| Ethyl methanesulfonate | ug/L | 50 | 21.5 | 43 | 44-110 | |
| Fluoranthene | ug/L | 50 | 46.3 | 93 | 53-123 | |
| Fluorene | ug/L | 50 | 36.2 | 72 | 57-112 | |
| Hexachlorobenzene | ug/L | 50 | 39.9 | 80 | 63-110 | |
| Hexachlorocyclopentadiene | ug/L | 50 | 23.8 | 48 | 27-110 | |
| Hexachloroethane | ug/L | 50 | 28.1 | 56 | 41-110 | |
| Hexachloropropene | ug/L | 50 | 29.4 | 59 | 39-110 | |
| Indeno(1,2,3-cd)pyrene | ug/L | 50 | 43.5 | 87 | 59-116 | |
| Isodrin | ug/L | 50 | 43.4 | 87 | 63-113 | |
| Isophorone | ug/L | 50 | 35.1 | 70 | 53-110 | |

**Pace Analytical Services, Inc.**
8 East Tower Circle
Ormond Beach, FL 32174
(386)672-5668

# QUALITY CONTROL DATA

Project: Tomoka LF Leachate
Pace Project No.: 3543582

LABORATORY CONTROL SAMPLE: 294451

| Parameter | Units | Spike Conc. | LCS Result | LCS % Rec | % Rec Limits | Qualifiers |
|---|---|---|---|---|---|---|
| Isosafrole | ug/L | 50 | 33.2 | 66 | 47-110 | |
| Methapyrilene | ug/L | 50 | 38.7 | 77 | 10-129 | |
| Methyl methanesulfonate | ug/L | 50 | 21.8 | 44 | 36-110 | |
| N-Nitroso-di-n-butylamine | ug/L | 50 | 33.9 | 68 | 51-111 | |
| N-Nitroso-di-n-propylamine | ug/L | 50 | 31.3 | 63 | 43-110 | |
| N-Nitrosodiethylamine | ug/L | 50 | 28.9 | 58 | 41-110 | |
| N-Nitrosodimethylamine | ug/L | 50 | 19.7 | 39 | 22-110 | |
| N-Nitrosodiphenylamine | ug/L | 50 | 40.8 | 82 | 63-110 | |
| N-Nitrosomethylethylamine | ug/L | 50 | 30.0 | 60 | 39-110 | |
| N-Nitrosopiperidine | ug/L | 50 | 34.1 | 68 | 49-110 | |
| N-Nitrosopyrrolidine | ug/L | 50 | 32.0 | 64 | 34-110 | |
| Naphthalene | ug/L | 50 | 30.9 | 62 | 47-110 | |
| Nitrobenzene | ug/L | 50 | 31.3 | 63 | 43-110 | |
| O,O,O-Triethylphosphorothioate | ug/L | 50 | 33.9 | 68 | 52-110 | |
| O-Toluidine | ug/L | 50 | 32.1 | 64 | 48-110 | |
| P-Dimethylaminoazobenzene | ug/L | 50 | 46.1 | 92 | 41-153 | |
| Pentachlorobenzene | ug/L | 50 | 34.9 | 70 | 53-111 | |
| Phenacetin | ug/L | 50 | 48.7 | 97 | 50-127 | |
| Phenanthrene | ug/L | 50 | 43.0 | 86 | 65-110 | |
| Phenol | ug/L | 50 | 12.7 | 25 | 17-110 | |
| Pronamide | ug/L | 50 | 46.4 | 93 | 59-125 | |
| Pyrene | ug/L | 50 | 38.5 | 77 | 52-122 | |
| Safrole | ug/L | 50 | 33.4 | 67 | 53-110 | |
| Thionazin | ug/L | 50 | 41.0 | 82 | 60-117 | |
| 2,4,6-Tribromophenol (S) | % | | | 95 | 10-110 | |
| 2-Fluorobiphenyl (S) | % | | | 67 | 18-110 | |
| 2-Fluorophenol (S) | % | | | 41 | 18-110 | |
| Nitrobenzene-d5 (S) | % | | | 64 | 10-110 | |
| Phenol-d6 (S) | % | | | 28 | 10-110 | |
| Terphenyl-d14 (S) | % | | | 81 | 10-123 | |

MATRIX SPIKE & MATRIX SPIKE DUPLICATE: 295224 295225

| Parameter | Units | 3543478003 Result | MS Spike Conc. | MSD Spike Conc. | MS Result | MSD Result | MS % Rec | MSD % Rec | % Rec Limits | RPD | Max RPD | Qual |
|---|---|---|---|---|---|---|---|---|---|---|---|---|
| 1,2,4,5-Tetrachlorobenzene | ug/L | | 100 | 100 | 54.7 | 62.7 | 55 | 63 | 26-111 | 14 | 40 | |
| 1,2-Dichlorobenzene | ug/L | | 100 | 100 | 48.3 | 53.7 | 48 | 54 | 21-110 | 11 | 40 | |
| 1,3,5-Trinitrobenzene | ug/L | | 100 | 100 | 12.7 | 28.4 | 13 | 28 | 10-167 | 76 | 40 | |
| 1,3-Dichlorobenzene | ug/L | | 100 | 100 | 47.2 | 54.2 | 47 | 54 | 17-110 | 14 | 40 | |
| 1,3-Dinitrobenzene | ug/L | | 100 | 100 | 52.1 | 65.4 | 52 | 65 | 42-115 | 23 | 40 | |
| 1,4-Dichlorobenzene | ug/L | | 100 | 100 | 47.6 | 54.6 | 48 | 55 | 22-110 | 14 | 40 | |
| 1,4-Naphthoquinone | ug/L | | 100 | 100 | 61.4 | 73.0 | 61 | 73 | 10-171 | 17 | 40 | |
| 1-Naphthylamine | ug/L | | 100 | 100 | 62.4 | 72.6 | 62 | 73 | 10-203 | 15 | 40 | |
| 2,3,4,6-Tetrachlorophenol | ug/L | | 100 | 100 | 57.6 | 72.5 | 58 | 73 | 10-154 | 23 | 40 | |
| 2,4,5-Trichlorophenol | ug/L | | 100 | 100 | 51.8 | 71.7 | 52 | 72 | 20-129 | 32 | 40 | |
| 2,4,6-Trichlorophenol | ug/L | | 100 | 100 | 57.5 | 66.7 | 57 | 67 | 12-136 | 15 | 40 | |
| 2,4-Dichlorophenol | ug/L | | 100 | 100 | 57.8 | 64.7 | 58 | 65 | 10-124 | 11 | 40 | |

**Pace Analytical Services, Inc.**
8 East Tower Circle
Ormond Beach, FL 32174
(386)672-5668

# QUALITY CONTROL DATA

Project: Tomoka LF Leachate
Pace Project No.: 3543582

MATRIX SPIKE & MATRIX SPIKE DUPLICATE: 295224 295225

| Parameter | Units | 3543478003 Result | MS Spike Conc. | MSD Spike Conc. | MS Result | MSD Result | MS % Rec | MSD % Rec | % Rec Limits | RPD | Max RPD | Qual |
|---|---|---|---|---|---|---|---|---|---|---|---|---|
| 2,4-Dimethylphenol | ug/L | | 100 | 100 | 54.3 | 63.2 | 54 | 63 | 10-146 | 15 | 40 | |
| 2,4-Dinitrophenol | ug/L | | 100 | 100 | 17.5 I | 18.9 I | 17 | 19 | 10-157 | | 40 | |
| 2,4-Dinitrotoluene | ug/L | | 100 | 100 | 58.9 | 70.3 | 59 | 70 | 34-134 | 18 | 40 | |
| 2,6-Dichlorophenol | ug/L | | 100 | 100 | 52.9 | 60.5 | 53 | 60 | 10-127 | 13 | 40 | |
| 2,6-Dinitrotoluene | ug/L | | 100 | 100 | 55.2 | 66.1 | 55 | 66 | 43-116 | 18 | 40 | |
| 2-Acetylaminofluorene | ug/L | | 100 | 100 | 86.2 | 114 | 86 | 114 | 20-137 | 28 | 40 | |
| 2-Chloronaphthalene | ug/L | | 100 | 100 | 53.7 | 60.0 | 54 | 60 | 26-120 | 11 | 40 | |
| 2-Chlorophenol | ug/L | | 100 | 100 | 50.7 | 56.7 | 51 | 57 | 14-110 | 11 | 40 | |
| 2-Methylnaphthalene | ug/L | | 100 | 100 | 50.8 | 59.0 | 51 | 59 | 21-112 | 15 | 40 | |
| 2-Methylphenol(o-Cresol) | ug/L | | 100 | 100 | 55.8 | 62.7 | 56 | 63 | 10-126 | 12 | 40 | |
| 2-Naphthylamine | ug/L | | 100 | 100 | 52.5 | 59.6 | 52 | 60 | 10-154 | 13 | 40 | |
| 2-Nitroaniline | ug/L | | 100 | 100 | 65.7 | 77.1 | 66 | 77 | 10-138 | 16 | 40 | |
| 2-Nitrophenol | ug/L | | 100 | 100 | 28.9 | 36.9 | 29 | 37 | 10-124 | 25 | 40 | |
| 3&4-Methylphenol(m&p Cresol) | ug/L | | 100 | 100 | 49.6 | 55.8 | 50 | 56 | 10-125 | 12 | 40 | |
| 3,3'-Dichlorobenzidine | ug/L | | 100 | 100 | 74.0 | 83.9 | 74 | 84 | 10-146 | 13 | 40 | |
| 3,3'-Dimethylbenzidine | ug/L | | 100 | 100 | 55.4 | 36.7 | 55 | 37 | 10-155 | 41 | 40 | |
| 3-Methylcholanthrene | ug/L | | 100 | 100 | 61.8 | 79.3 | 62 | 79 | 22-133 | 25 | 40 | |
| 3-Nitroaniline | ug/L | | 100 | 100 | 68.3 | 82.7 | 68 | 83 | 10-163 | 19 | 40 | |
| 4,6-Dinitro-2-methylphenol | ug/L | | 100 | 100 | 9.5 I | 11.3 I | 10 | 11 | 10-169 | | 40 | |
| 4-Aminobiphenyl | ug/L | | 100 | 100 | 68.3 | 80.1 | 68 | 80 | 10-161 | 16 | 40 | |
| 4-Bromophenylphenyl ether | ug/L | | 100 | 100 | 68.2 | 82.1 | 68 | 82 | 43-120 | 18 | 40 | |
| 4-Chloro-3-methylphenol | ug/L | | 100 | 100 | 62.0 | 73.6 | 62 | 74 | 10-158 | 17 | 40 | |
| 4-Chloroaniline | ug/L | | 100 | 100 | 58.0 | 67.1 | 58 | 67 | 10-139 | 15 | 40 | |
| 4-Chlorophenylphenyl ether | ug/L | | 100 | 100 | 61.2 | 70.5 | 61 | 71 | 40-115 | 14 | 40 | |
| 4-Nitroaniline | ug/L | | 100 | 100 | 79.9 | 96.0 | 80 | 96 | 10-180 | 18 | 40 | |
| 4-Nitrophenol | ug/L | | 100 | 100 | 42.5 | 55.2 | 42 | 55 | 10-126 | 26 | 40 | |
| 5-Nitro-o-toluidine | ug/L | | 100 | 100 | 70.2 | 86.8 | 70 | 87 | 10-147 | 21 | 40 | |
| 7,12-Dimethylbenz(a)anthracene | ug/L | | 100 | 100 | 48.9 | 62.0 | 49 | 62 | 40-112 | 23 | 40 | |
| Acenaphthene | ug/L | | 100 | 100 | 56.5 | 64.7 | 56 | 65 | 30-114 | 14 | 40 | |
| Acenaphthylene | ug/L | | 100 | 100 | 56.3 | 65.6 | 56 | 66 | 28-114 | 15 | 40 | |
| Acetophenone | ug/L | | 100 | 100 | 49.8 | 58.6 | 50 | 58 | 13-129 | 16 | 40 | |
| Anthracene | ug/L | | 100 | 100 | 71.6 | 86.5 | 72 | 86 | 43-116 | 19 | 40 | |
| Benzo(a)anthracene | ug/L | | 100 | 100 | 65.9 | 79.5 | 66 | 79 | 41-123 | 19 | 40 | |
| Benzo(a)pyrene | ug/L | | 100 | 100 | 68.9 | 87.6 | 69 | 88 | 28-129 | 24 | 40 | |
| Benzo(b)fluoranthene | ug/L | | 100 | 100 | 67.6 | 87.2 | 68 | 87 | 46-119 | 25 | 40 | |
| Benzo(g,h,i)perylene | ug/L | | 100 | 100 | 72.3 | 91.2 | 72 | 91 | 46-114 | 23 | 40 | |
| Benzo(k)fluoranthene | ug/L | | 100 | 100 | 65.6 | 80.9 | 66 | 81 | 48-120 | 21 | 40 | |
| Benzyl alcohol | ug/L | | 100 | 100 | 51.1 | 56.2 | 51 | 56 | 28-110 | 9 | 40 | |
| bis(2-Chloroethoxy)methane | ug/L | | 100 | 100 | 65.6 | 66.6 | 66 | 67 | 19-122 | 2 | 40 | |
| bis(2-Chloroethyl) ether | ug/L | | 100 | 100 | 31.2 | 36.3 | 31 | 36 | 10-122 | 15 | 40 | |
| bis(2-Chloroisopropyl) ether | ug/L | | 100 | 100 | 50.3 | 56.2 | 50 | 56 | 10-125 | 11 | 40 | |
| bis(2-Ethylhexyl)phthalate | ug/L | | 100 | 100 | 67.3 | 81.7 | 67 | 82 | 43-124 | 19 | 40 | |
| Butylbenzylphthalate | ug/L | | 100 | 100 | 64.9 | 78.2 | 65 | 78 | 18-142 | 19 | 40 | |
| Chrysene | ug/L | | 100 | 100 | 63.7 | 82.2 | 64 | 82 | 49-123 | 25 | 40 | |
| Di-n-butylphthalate | ug/L | | 100 | 100 | 74.5 | 91.8 | 74 | 92 | 43-128 | 21 | 40 | |
| Di-n-octylphthalate | ug/L | | 100 | 100 | 69.8 | 89.0 | 70 | 89 | 41-120 | 24 | 40 | |

**Pace Analytical Services, Inc.**
8 East Tower Circle
Ormond Beach, FL 32174
(386)672-5668

# QUALITY CONTROL DATA

Project: Tomoka LF Leachate
Pace Project No.: 3543582

MATRIX SPIKE & MATRIX SPIKE DUPLICATE: 295224 295225

| Parameter | Units | 3543478003 Result | MS Spike Conc. | MSD Spike Conc. | MS Result | MSD Result | MS % Rec | MSD % Rec | % Rec Limits | RPD | Max RPD | Qual |
|---|---|---|---|---|---|---|---|---|---|---|---|---|
| Diallate | ug/L | | 100 | 100 | 63.6 | 76.4 | 64 | 76 | 10-171 | 18 | 40 | |
| Dibenz(a,h)anthracene | ug/L | | 100 | 100 | 73.6 | 92.4 | 74 | 92 | 44-121 | 23 | 40 | |
| Dibenzofuran | ug/L | | 100 | 100 | 60.4 | 68.2 | 60 | 68 | 40-114 | 12 | 40 | |
| Diethylphthalate | ug/L | | 100 | 100 | 65.4 | 78.5 | 65 | 78 | 41-129 | 18 | 40 | |
| Dimethylphthalate | ug/L | | 100 | 100 | 62.7 | 76.4 | 63 | 76 | 30-130 | 20 | 40 | |
| Ethyl methanesulfonate | ug/L | | 100 | 100 | 44.4 | 50.0 | 44 | 50 | 10-118 | 12 | 40 | |
| Fluoranthene | ug/L | | 100 | 100 | 75.1 | 96.5 | 75 | 97 | 45-122 | 25 | 40 | |
| Fluorene | ug/L | | 100 | 100 | 60.4 | 72.4 | 60 | 72 | 26-129 | 18 | 40 | |
| Hexachlorobenzene | ug/L | | 100 | 100 | 67.1 | 79.8 | 67 | 80 | 45-120 | 17 | 40 | |
| Hexachlorocyclopentadiene | ug/L | | 100 | 100 | 15.6 | 19.5 | 16 | 20 | 10-128 | 23 | 40 | |
| Hexachloroethane | ug/L | | 100 | 100 | 42.7 | 50.2 | 43 | 50 | 10-119 | 16 | 40 | |
| Hexachloropropene | ug/L | | 100 | 100 | 29.4 | 36.3 | 29 | 36 | 10-110 | 21 | 40 | |
| Indeno(1,2,3-cd)pyrene | ug/L | | 100 | 100 | 72.9 | 93.0 | 73 | 93 | 46-117 | 24 | 40 | |
| Isodrin | ug/L | | 100 | 100 | 68.8 | 86.3 | 69 | 86 | 10-151 | 23 | 40 | |
| Isophorone | ug/L | | 100 | 100 | 54.7 | 63.0 | 55 | 63 | 22-126 | 14 | 40 | |
| Isosafrole | ug/L | | 100 | 100 | 53.0 | 61.1 | 53 | 61 | 10-124 | 14 | 40 | |
| Methapyrilene | ug/L | | 100 | 100 | 36.5 | 25.5 | 37 | 26 | 10-177 | 35 | 40 | |
| Methyl methanesulfonate | ug/L | | 100 | 100 | 44.3 | 48.5 | 44 | 48 | 10-110 | 9 | 40 | |
| N-Nitroso-di-n-butylamine | ug/L | | 100 | 100 | 53.9 | 60.6 | 54 | 61 | 10-152 | 12 | 40 | |
| N-Nitroso-di-n-propylamine | ug/L | | 100 | 100 | 51.1 | 58.1 | 51 | 58 | 10-130 | 13 | 40 | |
| N-Nitrosodiethylamine | ug/L | | 100 | 100 | 50.2 | 56.1 | 50 | 56 | 26-110 | 11 | 40 | |
| N-Nitrosodimethylamine | ug/L | | 100 | 100 | 45.8 | 51.3 | 46 | 51 | 10-110 | 11 | 40 | |
| N-Nitrosodiphenylamine | ug/L | | 100 | 100 | 68.6 | 80.8 | 69 | 81 | 11-142 | 16 | 40 | |
| N-Nitrosomethylethylamine | ug/L | | 100 | 100 | 50.2 | 55.2 | 50 | 55 | 10-110 | 10 | 40 | |
| N-Nitrosopiperidine | ug/L | | 100 | 100 | 54.3 | 62.5 | 54 | 62 | 16-119 | 14 | 40 | |
| N-Nitrosopyrrolidine | ug/L | | 100 | 100 | 52.9 | 62.4 | 53 | 62 | 10-134 | 16 | 40 | |
| Naphthalene | ug/L | | 100 | 100 | 50.1 | 58.9 | 50 | 59 | 10-120 | 16 | 40 | |
| Nitrobenzene | ug/L | | 100 | 100 | 48.0 | 55.1 | 48 | 55 | 10-130 | 14 | 40 | |
| O,O,O-Triethylphosphorothioate | ug/L | | 100 | 100 | 53.9 | 60.8 | 54 | 61 | 10-129 | 12 | 40 | |
| O-Toluidine | ug/L | | 100 | 100 | 52.9 | 60.7 | 53 | 61 | 10-118 | 14 | 40 | |
| P-Dimethylaminoazobenzene | ug/L | | 100 | 100 | 69.9 | 94.5 | 70 | 95 | 10-163 | 30 | 40 | |
| Pentachlorobenzene | ug/L | | 100 | 100 | 57.0 | 68.0 | 57 | 68 | 42-113 | 18 | 40 | |
| Phenacetin | ug/L | | 100 | 100 | 74.7 | 90.9 | 75 | 91 | 33-130 | 20 | 40 | |
| Phenanthrene | ug/L | | 100 | 100 | 69.3 | 87.6 | 69 | 88 | 48-114 | 23 | 40 | |
| Phenol | ug/L | | 100 | 100 | 31.1 | 36.2 | 31 | 36 | 10-110 | 15 | 40 | |
| Pronamide | ug/L | | 100 | 100 | 72.9 | 88.3 | 73 | 88 | 45-129 | 19 | 40 | |
| Pyrene | ug/L | | 100 | 100 | 61.3 | 74.8 | 61 | 75 | 42-123 | 20 | 40 | |
| Safrole | ug/L | | 100 | 100 | 56.9 | 60.5 | 57 | 60 | 10-139 | 6 | 40 | |
| Thionazin | ug/L | | 100 | 100 | 66.1 | 78.9 | 66 | 79 | 10-164 | 18 | 40 | |
| 2,4,6-Tribromophenol (S) | % | | | | | | 73 | 91 | 10-110 | | | |
| 2-Fluorobiphenyl (S) | % | | | | | | 54 | 61 | 18-110 | | | |
| 2-Fluorophenol (S) | % | | | | | | 42 | 49 | 18-110 | | | |
| Nitrobenzene-d5 (S) | % | | | | | | 49 | 60 | 10-110 | | | |
| Phenol-d6 (S) | % | | | | | | 34 | 39 | 10-110 | | | |
| Terphenyl-d14 (S) | % | | | | | | 63 | 80 | 10-123 | | | |

**Pace Analytical Services, Inc.**
8 East Tower Circle
Ormond Beach, FL 32174
(386)672-5668

# QUALITY CONTROL DATA

Project: Tomoka LF Leachate
Pace Project No.: 3543582

QC Batch: WET/11033 | Analysis Method: SM 2320B
QC Batch Method: SM 2320B | Analysis Description: 2320B Alkalinity
Associated Lab Samples: 3543582001

METHOD BLANK: 296714 | Matrix: Water
Associated Lab Samples: 3543582001

| Parameter | Units | Blank Result | Reporting Limit | Analyzed | Qualifiers |
|---|---|---|---|---|---|
| Alkalinity, Total as CaCO3 | mg/L | 5.0U | 5.0 | 11/23/11 11:54 | |

LABORATORY CONTROL SAMPLE: 296715

| Parameter | Units | Spike Conc. | LCS Result | LCS % Rec | % Rec Limits | Qualifiers |
|---|---|---|---|---|---|---|
| Alkalinity, Total as CaCO3 | mg/L | 250 | 244 | 98 | 90-110 | |

SAMPLE DUPLICATE: 296716

| Parameter | Units | 3543283004 Result | Dup Result | RPD | Max RPD | Qualifiers |
|---|---|---|---|---|---|---|
| Alkalinity, Total as CaCO3 | mg/L | 14.8 | 15.0 | 2 | 20 | |

SAMPLE DUPLICATE: 296717

| Parameter | Units | 3543848001 Result | Dup Result | RPD | Max RPD | Qualifiers |
|---|---|---|---|---|---|---|
| Alkalinity, Total as CaCO3 | mg/L | 5.0U | 5.0U | | 20 | |

**Pace Analytical Services, Inc.**
8 East Tower Circle
Ormond Beach, FL 32174
(386)672-5668

# QUALITY CONTROL DATA

Project: Tomoka LF Leachate
Pace Project No.: 3543582

QC Batch: WET/11008 | Analysis Method: SM 2540C
QC Batch Method: SM 2540C | Analysis Description: 2540C Total Dissolved Solids
Associated Lab Samples: 3543582001

METHOD BLANK: 295836 | Matrix: Water
Associated Lab Samples: 3543582001

| Parameter | Units | Blank Result | Reporting Limit | Analyzed | Qualifiers |
|---|---|---|---|---|---|
| Total Dissolved Solids | mg/L | 5.0U | 5.0 | 11/22/11 09:51 | |

LABORATORY CONTROL SAMPLE: 295837

| Parameter | Units | Spike Conc. | LCS Result | LCS % Rec | % Rec Limits | Qualifiers |
|---|---|---|---|---|---|---|
| Total Dissolved Solids | mg/L | 300 | 306 | 102 | 90-110 | |

SAMPLE DUPLICATE: 295838

| Parameter | Units | 3057904001 Result | Dup Result | RPD | Max RPD | Qualifiers |
|---|---|---|---|---|---|---|
| Total Dissolved Solids | mg/L | 136 | 135 | .7 | 20 | |

SAMPLE DUPLICATE: 295839

| Parameter | Units | 3543540006 Result | Dup Result | RPD | Max RPD | Qualifiers |
|---|---|---|---|---|---|---|
| Total Dissolved Solids | mg/L | 268 | 270 | .7 | 20 | |

**Pace Analytical Services, Inc.**
8 East Tower Circle
Ormond Beach, FL 32174
(386)672-5668

# QUALITY CONTROL DATA

Project: Tomoka LF Leachate
Pace Project No.: 3543582

QC Batch: WET/10999
QC Batch Method: EPA 9034
Analysis Method: EPA 9034
Analysis Description: 9034 Sulfide Water
Associated Lab Samples: 3543582001

METHOD BLANK: 295226
Matrix: Water
Associated Lab Samples: 3543582001

| Parameter | Units | Blank Result | Reporting Limit | Analyzed | Qualifiers |
|---|---|---|---|---|---|
| Sulfide | mg/L | 1.0U | 1.0 | 11/21/11 07:00 | |

LABORATORY CONTROL SAMPLE & LCSD: 295227 295228

| Parameter | Units | Spike Conc. | LCS Result | LCSD Result | LCS % Rec | LCSD % Rec | % Rec Limits | RPD | Max RPD | Qualifiers |
|---|---|---|---|---|---|---|---|---|---|---|
| Sulfide | mg/L | 6 | 5.6 | 5.5 | 93 | 92 | 80-120 | 1 | 20 | |

**Pace Analytical Services, Inc.**
8 East Tower Circle
Ormond Beach, FL 32174
(386)672-5668

# QUALITY CONTROL DATA

Project: Tomoka LF Leachate
Pace Project No.: 3543582

QC Batch: WETA/13477 | Analysis Method: EPA 300.0
QC Batch Method: EPA 300.0 | Analysis Description: 300.0 IC Anions
Associated Lab Samples: 3543582001

METHOD BLANK: 294952 | Matrix: Water
Associated Lab Samples: 3543582001

| Parameter | Units | Blank Result | Reporting Limit | Analyzed | Qualifiers |
|---|---|---|---|---|---|
| Nitrate as N | mg/L | 0.025U | 0.050 | 11/19/11 10:02 | |

LABORATORY CONTROL SAMPLE: 294953

| Parameter | Units | Spike Conc. | LCS Result | LCS % Rec | % Rec Limits | Qualifiers |
|---|---|---|---|---|---|---|
| Nitrate as N | mg/L | 5 | 5.2 | 104 | 90-110 | |

MATRIX SPIKE & MATRIX SPIKE DUPLICATE: 294954 294955

| Parameter | Units | 3543603001 Result | MS Spike Conc. | MSD Spike Conc. | MS Result | MSD Result | MS % Rec | MSD % Rec | % Rec Limits | RPD | Max RPD | Qual |
|---|---|---|---|---|---|---|---|---|---|---|---|---|
| Nitrate as N | mg/L | 0.025U | 5 | 5 | 5.0 | 5.0 | 100 | 100 | 90-110 | .03 | 20 | |

MATRIX SPIKE & MATRIX SPIKE DUPLICATE: 294956 294957

| Parameter | Units | 3543603009 Result | MS Spike Conc. | MSD Spike Conc. | MS Result | MSD Result | MS % Rec | MSD % Rec | % Rec Limits | RPD | Max RPD | Qual |
|---|---|---|---|---|---|---|---|---|---|---|---|---|
| Nitrate as N | mg/L | 0.050U | 10 | 10 | 10.2 | 10.1 | 102 | 101 | 90-110 | .4 | 20 | |

**Pace Analytical Services, Inc.**
8 East Tower Circle
Ormond Beach, FL 32174
(386)672-5668

# QUALITY CONTROL DATA

Project: Tomoka LF Leachate
Pace Project No.: 3543582

QC Batch: WETA/13616 | Analysis Method: EPA 300.0
QC Batch Method: EPA 300.0 | Analysis Description: 300.0 IC Anions
Associated Lab Samples: 3543582001

METHOD BLANK: 298948 | Matrix: Water
Associated Lab Samples: 3543582001

| Parameter | Units | Blank Result | Reporting Limit | Analyzed | Qualifiers |
|---|---|---|---|---|---|
| Chloride | mg/L | 2.5U | 5.0 | 11/29/11 18:45 | |

LABORATORY CONTROL SAMPLE: 298949

| Parameter | Units | Spike Conc. | LCS Result | LCS % Rec | % Rec Limits | Qualifiers |
|---|---|---|---|---|---|---|
| Chloride | mg/L | 50 | 48.9 | 98 | 90-110 | |

MATRIX SPIKE & MATRIX SPIKE DUPLICATE: 298950 298951

| Parameter | Units | 3543496001 Result | MS Spike Conc. | MSD Spike Conc. | MS Result | MSD Result | MS % Rec | MSD % Rec | % Rec Limits | RPD | Max RPD | Qual |
|---|---|---|---|---|---|---|---|---|---|---|---|---|
| Chloride | mg/L | 127 | 50 | 50 | 183 | 183 | 111 | 111 | 90-110 | .01 | 20 | |

MATRIX SPIKE & MATRIX SPIKE DUPLICATE: 298952 298953

| Parameter | Units | 3544010014 Result | MS Spike Conc. | MSD Spike Conc. | MS Result | MSD Result | MS % Rec | MSD % Rec | % Rec Limits | RPD | Max RPD | Qual |
|---|---|---|---|---|---|---|---|---|---|---|---|---|
| Chloride | mg/L | 18.9 | 50 | 50 | 71.9 | 71.9 | 106 | 106 | 90-110 | .05 | 20 | |

**Pace Analytical Services, Inc.**
8 East Tower Circle
Ormond Beach, FL 32174
(386)672-5668

# QUALITY CONTROL DATA

Project: Tomoka LF Leachate
Pace Project No.: 3543582

QC Batch: WETA/13516 | Analysis Method: EPA 350.1
QC Batch Method: EPA 350.1 | Analysis Description: 350.1 Ammonia
Associated Lab Samples: 3543582001

METHOD BLANK: 295780 | Matrix: Water
Associated Lab Samples: 3543582001

| Parameter | Units | Blank Result | Reporting Limit | Analyzed | Qualifiers |
|---|---|---|---|---|---|
| Nitrogen, Ammonia | mg/L | 0.020U | 0.050 | 11/22/11 11:55 | |

LABORATORY CONTROL SAMPLE: 295781

| Parameter | Units | Spike Conc. | LCS Result | LCS % Rec | % Rec Limits | Qualifiers |
|---|---|---|---|---|---|---|
| Nitrogen, Ammonia | mg/L | 1 | 1.0 | 101 | 90-110 | |

MATRIX SPIKE SAMPLE: 295783

| Parameter | Units | 3543458001 Result | Spike Conc. | MS Result | MS % Rec | % Rec Limits | Qualifiers |
|---|---|---|---|---|---|---|---|
| Nitrogen, Ammonia | mg/L | 0.020U | 1 | 1.0 | 100 | 90-110 | |

SAMPLE DUPLICATE: 295782

| Parameter | Units | 3543458001 Result | Dup Result | RPD | Max RPD | Qualifiers |
|---|---|---|---|---|---|---|
| Nitrogen, Ammonia | mg/L | 0.020U | 0.020U | | 20 | |

**Pace Analytical Services, Inc.**
8 East Tower Circle
Ormond Beach, FL 32174
(386)672-5668

# QUALITY CONTROL DATA

Project: Tomoka LF Leachate
Pace Project No.: 3543582

QC Batch: WETA/13479 | Analysis Method: EPA 9012
QC Batch Method: EPA 9012 | Analysis Description: 9012 Cyanide
Associated Lab Samples: 3543582001

METHOD BLANK: 294987 | Matrix: Water
Associated Lab Samples: 3543582001

| Parameter | Units | Blank Result | Reporting Limit | Analyzed | Qualifiers |
|---|---|---|---|---|---|
| Cyanide | mg/L | 0.0012 I | 0.010 | 11/22/11 06:48 | |

LABORATORY CONTROL SAMPLE: 294988

| Parameter | Units | Spike Conc. | LCS Result | LCS % Rec | % Rec Limits | Qualifiers |
|---|---|---|---|---|---|---|
| Cyanide | mg/L | .05 | 0.046 | 92 | 90-110 | |

MATRIX SPIKE & MATRIX SPIKE DUPLICATE: 294989 294990

| Parameter | Units | 3542893001 Result | MS Spike Conc. | MSD Spike Conc. | MS Result | MSD Result | MS % Rec | MSD % Rec | % Rec Limits | RPD | Max RPD | Qual |
|---|---|---|---|---|---|---|---|---|---|---|---|---|
| Cyanide | mg/L | 0.0010 U | .05 | .05 | 0.045 | 0.047 | 89 | 92 | 80-120 | 3 | 20 | |

**Pace Analytical Services, Inc.**
8 East Tower Circle
Ormond Beach, FL 32174
(386)672-5668

# QUALIFIERS

Project: Tomoka LF Leachate
Pace Project No.: 3543582

## DEFINITIONS

DF - Dilution Factor, if reported, represents the factor applied to the reported data due to changes in sample preparation, dilution of the sample aliquot, or moisture content.

ND - Not Detected at or above adjusted reporting limit.

MDL - Adjusted Method Detection Limit.

S - Surrogate

1,2-Diphenylhydrazine (8270 listed analyte) decomposes to Azobenzene.

Consistent with EPA guidelines, unrounded data are displayed and have been used to calculate % recovery and RPD values.

LCS(D) - Laboratory Control Sample (Duplicate)

MS(D) - Matrix Spike (Duplicate)

DUP - Sample Duplicate

RPD - Relative Percent Difference

NC - Not Calculable.

SG - Silica Gel - Clean-Up

U - Indicates the compound was analyzed for, but not detected.

N-Nitrosodiphenylamine decomposes and cannot be separated from Diphenylamine using Method 8270. The result reported for each analyte is a combined concentration.

Pace Analytical is TNI accredited. Contact your Pace PM for the current list of accredited analytes.

## LABORATORIES

| | |
|---|---|
| PASI-O | Pace Analytical Services - Ormond Beach |

## BATCH QUALIFIERS

Batch: OEXT/6509

| | |
|---|---|
| [M5] | A matrix spike/matrix spike duplicate was not performed for this batch due to insufficient sample volume. |

Batch: OEXT/6510

| | |
|---|---|
| [M5] | A matrix spike/matrix spike duplicate was not performed for this batch due to insufficient sample volume. |

Batch: GCSV/4775

| | |
|---|---|
| [1] | Ethoprop outside of LCS control limits. Per NELAC, one marginal exceedance is allowed for 11-30 analytes. Data Reported. |

## ANALYTE QUALIFIERS

| | |
|---|---|
| I | The reported value is between the laboratory method detection limit and the laboratory practical quantitation limit. |
| 1p | Sample could not be re-extracted due to not enough volume and/or the holding time has been exceeded. |
| D4 | Sample was diluted due to the presence of high levels of target analytes. |
| J(M1) | Estimated Value. Matrix spike recovery exceeded QC limits. Batch accepted based on laboratory control sample (LCS) recovery. |
| J(S1) | Estimated Value. Surrogate recovery outside laboratory control limits (confirmed by re-analysis). |
| J(S2) | Estimated Value. Surrogate recovery outside laboratory control limits due to matrix interferences (confirmed by similar results from sample re-analysis). |
| J(S5) | Estimated Value. Surrogate recovery outside control limits due to matrix interferences (not confirmed by re-analysis). |

**Pace Analytical Services, Inc.**
8 East Tower Circle
Ormond Beach, FL 32174
(386)672-5668

# QUALITY CONTROL DATA CROSS REFERENCE TABLE

Project: Tomoka LF Leachate
Pace Project No.: 3543582

| Lab ID | Sample ID | QC Batch Method | QC Batch | Analytical Method | Analytical Batch |
|---|---|---|---|---|---|
| **3543582001** | **L-1** | | FLD/ | | |
| **3543582001** | **L-1** | EPA 8011 | OEXT/6548 | EPA 8011 | GCSV/4771 |
| **3543582001** | **L-1** | EPA 3510 | OEXT/6509 | EPA 8081 | GCSV/4751 |
| **3543582001** | **L-1** | EPA 3510 | OEXT/6510 | EPA 8082 | GCSV/4761 |
| **3543582001** | **L-1** | EPA 3510 | OEXT/6536 | EPA 8141 | GCSV/4774 |
| **3543582001** | **L-1** | EPA 8151 | OEXT/6519 | EPA 8151 | GCSV/4756 |
| **3543582001** | **L-1** | EPA 3010 | MPRP/6518 | EPA 6010 | ICP/4489 |
| **3543582001** | **L-1** | EPA 3010 | MPRP/6519 | EPA 6020 | ICPM/2875 |
| **3543582001** | **L-1** | EPA 7470 | MERP/2273 | EPA 7470 | MERC/2277 |
| **3543582001** | **L-1** | EPA 3510 | OEXT/6506 | EPA 8270 | MSSV/2673 |
| **3543582001** | **L-1** | EPA 8260 | MSV/4226 | | |
| **3543582002** | **Trip blank (11/18/11)** | EPA 8260 | MSV/4226 | | |
| **3543582001** | **L-1** | SM 2320B | WET/11033 | | |
| **3543582001** | **L-1** | SM 2540C | WET/11008 | | |
| **3543582001** | **L-1** | EPA 9034 | WET/10999 | | |
| **3543582001** | **L-1** | EPA 300.0 | WETA/13477 | | |
| **3543582001** | **L-1** | EPA 300.0 | WETA/13616 | | |
| **3543582001** | **L-1** | EPA 350.1 | WETA/13516 | | |
| **3543582001** | **L-1** | EPA 9012 | WETA/13479 | EPA 9012 | WETA/13508 |

Pace Analytical®
www.pacelabs.com

# CHAIN-OF-CUSTODY / Analytical Request Document

The Chain-of-Custody is a LEGAL DOCUMENT. All relevant fields must be completed accurately.

3543582

Page: 1 of 1

1537722

**Section A** Required Client Information:

Company: Volusia County
Address: 1990 Tomoka Farms Rd
Daytona Beach, FL 32124
Email To:
Phone: Fax:
Requested Due Date/TAT:

**Section B** Required Project Information:

Report To: Jennifer Stirk
Copy To:
Purchase Order No.:
Project Name: Tomoka LF Leachate
Project Number:

**Section C** Invoice Information:

Attention:
Company Name:
Address:
Pace Quote Reference:
Pace Project Manager:
Pace Profile #:

**REGULATORY AGENCY**

☐ NPDES ☐ GROUND WATER ☐ DRINKING WATER
☐ UST ☐ RCRA ☐ OTHER _____

Site Location STATE: FL

**Section D** Required Client Information

**SAMPLE ID** (A-Z, 0-9 / ,-) Sample IDs MUST BE UNIQUE

Matrix Codes (MATRIX / CODE): Drinking Water DW; Water WT; Waste Water WW; Product P; Soil/Solid SL; Oil OL; Wipe WP; Air AR; Tissue TS; Other OT

Requested Analysis Filtered (Y/N)

| ITEM # | SAMPLE ID | MATRIX CODE (see valid codes to left) | SAMPLE TYPE (G=GRAB C=COMP) | COLLECTED Composite Start DATE | COLLECTED Composite Start TIME | COLLECTED Composite End/Grab DATE | COLLECTED Composite End/Grab TIME | SAMPLE TEMP AT COLLECTION | # OF CONTAINERS | Preservatives: Unpreserved | $H_2SO_4$ | $HNO_3$ | HCl | NaOH | $Na_2S_2O_3$ | Methanol | Other | Analysis Test (Y/N) | 6010 Metals | 8011 EDB | 8260 VOC | 5081/5082 | 8141 Pesticides | 8151 Herbicides | 8270 Semi-VOC | Cyanide | Sulfide | Nitrogen, Ammonia | TDS, Alk, Chloride | Nitrate | Residual Chlorine (Y/N) | Pace Project No./ Lab I.D. |
|---|---|---|---|---|---|---|---|---|---|---|---|---|---|---|---|---|---|---|---|---|---|---|---|---|---|---|---|---|---|---|---|---|
| 1 | INFLUENT | WW | G | | | 11/18/11 | 1010 | | 18 | 11 | 1 | 1 | 3 | 2 | | | | | 1 | 2 | 3 | 2 | 2 | 2 | 2 | 1 | 1 | 1 | 2 | | | |
| 2 | | | | | | | | | | | | | | | | | | | | | | | | | | | | | | | | |
| 3 | TRIP BLANKS | | | | | | | | 2 | | | | 2 | | | | | | | | | | | | | | | | | | | |
| 4 | | | | | | | | | | | | | | | | | | | | | | | | | | | | | | | | |
| 5 | | | | | | | | | | | | | | | | | | | | | | | | | | | | | | | | |
| 6 | | | | | | | | | | | | | | | | | | | | | | | | | | | | | | | | |
| 7 | | | | | | | | | | | | | | | | | | | | | | | | | | | | | | | | |
| 8 | | | | | | | | | | | | | | | | | | | | | | | | | | | | | | | | |
| 9 | | | | | | | | | | | | | | | | | | | | | | | | | | | | | | | | |
| 10 | | | | | | | | | | | | | | | | | | | | | | | | | | | | | | | | |
| 11 | | | | | | | | | | | | | | | | | | | | | | | | | | | | | | | | |
| 12 | | | | | | | | | | | | | | | | | | | | | | | | | | | | | | | | |

| ADDITIONAL COMMENTS | RELINQUISHED BY / AFFILIATION | DATE | TIME | ACCEPTED BY / AFFILIATION | DATE | TIME | SAMPLE CONDITIONS | | | |
|---|---|---|---|---|---|---|---|---|---|---|
| | | 11/18/11 | 1452 | | 11/18/11 | 1452 | 2.7 | Y | | |
| | | | | | | | | | | |
| | | | | | | | | | | |
| | | | | | | | | | | |

ORIGINAL

SAMPLER NAME AND SIGNATURE

PRINT Name of SAMPLER: James Stockbridge

SIGNATURE of SAMPLER:

DATE Signed (MM/DD/YY): 11/18/11

+73

Temp in °C | Received on Ice (Y/N) | Custody Sealed Cooler (Y/N) | Samples Intact (Y/N)

*Important Note: By signing this form you are accepting Pace's NET 30 day payment terms and agreeing to late charges of 1.5% per month for any invoices not paid within 30 days.

F-ALL-Q-020rev.07, 15-May-2007

# Pace Analytical Field Sampling Log

| Site Name: Tomoka LF Leachate | | Site Location: Volusia County, FL |
|---|---|---|
| Well #: INFLUENT | Sample ID: | Date: 11/15/11 |

## PURGING DATA

YSI: 2697/2606/08K101526

| Well Diameter: 2" | Tubing Diameter: 3/8" | Well Screen Interval Depth: Feet to | Static Depth to Water: | Sampling Device: **Grab** |
|---|---|---|---|---|

Well Volume Purge: (Total Well Depth– Static Depth to Water) X Well Capacity= Well Volume

( - ) X 0.16 Gallons/Foot = Gallons

Equipment Volume Purge: Pump Volume + (Tubing Capacity X Tubing Length) + Flow Cell Volume= Equipment Volume

+( X )+ = Gallons

| Initial Pump or Tubing Depth in Well (Feet): | Final Pump or Tubing Depth in Well: | Purging Initiated At: | Purging Ended At: | Total Volume Purged (Gallons): |
|---|---|---|---|---|

| Time | Volume Purged (Gal) | CUMUL Volume Purged (Gal) | Purge Rate (gpm) | Depth to Water (Feet) | pH (Standard Units) | Temp. (°C) | Conductivity (µmhos/cm or µS/cm) | Dissolved Oxygen (circle mg/L or % saturation) | Turbidity (NTUs) | Color (Describe) | Odor (Describe) | ORP |
|---|---|---|---|---|---|---|---|---|---|---|---|---|
| 1010 | | | | | 8.01 | 23.12 | 5912 | 0.20 | 23.95 | Brown | Yes | -153.5 |
| | | | | | | | | | | | | |
| | | | | | | | | | | | | |
| | | | | | | | | | | | | |
| | | | | | | | | | | | | |
| | | | | | | | | | | | | |
| | | | | | | | | | | | | |
| | | | | | | | | | | | | |
| | | | | | | | | | | | | |
| | | | | | | | | | | | | |
| | | | | | | | | | | | | |

Well Capacity (Gallons Per Foot): **0.75"** = 0.02; **1"** = 0.04; **1.25"** = 0.06; **2"** = 0.16; **3"** = 0.37; **4"** = 0.65; **5"** = 1.02; **6"** = 1.47; **12"** = 5.88
**Tubing Inside DIA. Capacity** (Gal./Ft.): **1/8"** = 0.0006; **3/16"** = 0.0014; **1/4"** = 0.0026; **5/16"** = 0.004; **3/8"** = 0.006; **1/2"** = 0.010; **5/8"** = 0.016

## SAMPLING DATA

| Sampled By (Print) | Sampler(s) Signatures | Sampling Initiated At: | Sampling Ended At: |
|---|---|---|---|
| James Stockbridge / Pace | | 1010 | |

| Pump or Tubing Depth in Well (Feet): | Sample Pump Flow Rate (mL per minute): | Tubing Material Code: | Field Decontamination: | Field-Filtered: | Duplicate: |
|---|---|---|---|---|---|
| | 100-200ml | PE | [Yes] [No] | [Yes] [No] Filter Size: µm | [Yes] [No] |

| Sample ID Code | # Containers | Material Code | Volume | Preservative Used | Total Volume Added in Field (mL) | Final pH | Intended Analysis and/or Method | Sampling Equipment Code |
|---|---|---|---|---|---|---|---|---|
| | | | | | | | | |
| | | | | | | | | |
| | | | | | | | | |
| | | | | | | | | |
| | | | | | | | | |

**Weather Conditions**
[ ] Sunny
[ ] Partly Cloudy
[ ] Cloudy
Temperature:
Rain: [Yes] [No]
Wind Speed:
Wind Direction:

[ ] **Surface Water** Taken From:
Total Depth:_____ [ ] Shore [ ] Surface
Type: [ ] Lake [ ] Stream [ ] Boat [ ] Mid-Depth
[ ] River [ ] Other _____ [ ] Bridge [ ] Bottom
Sheen [ ]Yes [ ] No [ ] Wading [ ] Other

[✓] **Waste Water**: Start Time _____ Finish Time _____
Sampling Point:_____ Volume:_____
[ ] Composite [✓] Grab
mL per: [ ] Hour [✓] ½ Hour [ ]

[ ] Soils/Sediment Sampling Point: Sample Depth: [ ] Composite [ ] Grab

[ ] Drum Waste Type: Layers [Yes] [No] [ ] Composite [ ] Grab

[ ] Other: Sampling Point: Sample Depth: [ ] Composite [ ] Grab

**Discharged Method [ ]Ground [ ] Barrel**

Field Notes: On Ice @ Bottles Preserved <2pH

**See Work Order/Bottle Order**

| Pace Analytical | Document Name: Sample Condition Upon Receipt Form | Document Revised: September 23, 2011 |
|---|---|---|
| | Document No.: F-FL-C-007 rev. 04 | Issuing Authorities: Pace Florida Quality Office |

## Sample Condition Upon Receipt Form (SCUR)

Table Number: _____

Client Name: VOLCTY Project # 3543582

**Courier:** ☐ Fed Ex ☐ UPS ☐ USPS ☐ Client ☐ Commercial ☒ Pace ☐ Other _____

**Tracking #** _____

**Custody Seal on Cooler/Box Present:** ☐ yes ☒ no Seals intact: ☐yes ☐no

**Packing Material:** ☒ Bubble Wrap ☒ Bubble Bags ☐ None ☐ Other _____

**Thermometer Used** T73X **Type of Ice:** (Wet) Blue None

**Cooler Temperature°C** 2.9 **(Visual)** -0.2 **(Correction Factor)** 2.7 **(Actual)**

**Date and Initials of person examining contents:** 11/18/11

(Temp should be above freezing to 6°C). If below 0°C, then was sample frozen?

☐Yes ☐No

**Receipt of samples satisfactory:** ☒Yes ☐No N

**Rush TAT requested on COC:**

| If yes, then all conditions below were met: | If no, then mark box & describe issue (use comments area if necessary): |
|---|---|
| Chain of Custody Present | ☐ |
| Chain of Custody Filled Out | ☐ |
| Relinquished Signature & Sampler Name COC | ☐ |
| Samples Arrived within Hold Time | ☐ |
| Sufficient Volume | ☐ |
| Correct Containers Used | ☐ |
| Containers Intact | ☐ |
| Sample Labels match COC (sample IDs & date/time of collection) | ☐ No Labels: ☐ No Time/Date on Labels: ☐ |
| All containers needing preservation are found to be in compliance with EPA recommendation. | ☐ |
| No Headspace in VOA Vials ( >6mm): | ☐ |

**Client Notification/ Resolution:**

Person Contacted: _____ Date/Time: _____

Comments/ Resolution (use back for additional comments): _____

**Project Manager Review:** _____ **Date:** 11/18/11

### Finished Product Information Only

**F.P. Sample ID:** _____

**Production Code:** _____

**Date/Time Opened:** _____

**Number of Unopened Bottles Remaining:** _____

**Extra Sample in Shed:** Yes No

**Size & Qty of Bottles Received**

_____ x 5 Gal
_____ x 2.5 Gal
_____ x 1 Gal
_____ x 1 Liter
_____ x 500 mL
_____ x 250 mL
_____ x Other: _____

# FIELD INSTRUMENT CALIBRATION LOGS

# FT 1000 General Field Testing and Measurements

## Field Measurment Calibration Records

**INSTRUMENT** (MAKE/MODEL#) YSI **INSTRUMENT #** 2697

**PARAMETER** (check only one)

☐ Temperature ☐ Conductivity ☐ ORP ☐ Chlorine ☐ Other_____

☐ Turbidity ☐ pH ☑ DO ☐ Salinity

**STANDARDS:** (Specify the type(s) of standards used for calibration, the origin of the standards, the standard values, and the date the standards were prepared or purchased

| | Standard Value | Trace # | Prep / Received Date | Expiration Date |
|---|---|---|---|---|
| **Standard A:** | 100% Saturated Air | | | |
| **Standard B:** | | | | |
| **Standard C:** | | | | |

| Date | Time | Standard (A,B,C) | Standard Value | Instrument Response | Deviation | Calibrated (Y,N) | Calibration Verification (IC, ICV, CCV) | Sampler Initials |
|---|---|---|---|---|---|---|---|---|
| 11/14/11 | 0811 | A | 9.039 | 9.05 | | N | CCV | JCS |
| 11/15/11 | 0850 | A | 8.863 | 8.89 | | N | CCV | SCS |
| 11/13/11 | 740 | A | 9.003 | 8.79 | | N | CCV | SLS |
| 11/9/11 | 745 | A | 8.968 | 8.96 | | N | CCV | SJ |
| | | | | | | | | |
| | | | | | | | | |
| | | | | | | | | |
| | | | | | | | | |
| | | | | | | | | |
| | | | | | | | | |
| | | | | | | | | |
| | | | | | | | | |
| | | | | | | | | |
| | | | | | | | | |
| | | | | | | | | |
| | | | | | | | | |
| | | | | | | | | |
| | | | | | | | | |
| | | | | | | | | |
| | | | | | | | | |
| | | | | | | | | |
| | | | | | | | | |
| | | | | | | | | |

**Notes:** _____

# FT 1000 General Field Testing and Measurements

## Field Measurment Calibration Records

**INSTRUMENT** (MAKE/MODEL#) YSI **INSTRUMENT #** 2697 / FD-6

**PARAMETER** (check only one)

☐ Temperature ☐ Conductivity ☐ ORP ☐ Chlorine ☐ Other_____

☐ Turbidity ☐ pH ☑ DO ☐ Salinity

**STANDARDS**: (Specify the type(s) of standards used for calibration, the origin of the standards, the standard values, and the date the standards were prepared or purchased

| | Standard Value | Trace # | Prep / Received Date | Expiration Date |
|---|---|---|---|---|
| **Standard A:** | 100% Saturated Air | | | |
| **Standard B:** | | | | |
| **Standard C:** | | | | |

| Date | Time | Standard (A,B,C) | Standard Value | Instrument Response | Deviation | Calibrated (Y,N) | Calibration Verification (IC, ICV, CCV) | Sampler Initials |
|---|---|---|---|---|---|---|---|---|
| 11/8/11 | 0740 | A | 9.056 | 9.20 | | N | CCV | RH. |
| 11/9/11 | 0742 | A | 8.968 | 9.07 | | N | CCV | RH. |
| 11/10/11 | 0800 | A. | 9.147 | 9.04 | | N | CCV | RH. |
| 11/11/11 | 0808 | A | 9.092 | 9.09 | | N | CCV | SCS |
| 1 | 1435 | A | 9.147 | 9.08 | | N | CCV | SCS |
| | | | | | | | | |
| | | | | | | | | |
| | | | | | | | | |
| | | | | | | | | |
| | | | | | | | | |
| | | | | | | | | |
| | | | | | | | | |
| | | | | | | | | |
| | | | | | | | | |
| | | | | | | | | |
| | | | | | | | | |
| | | | | | | | | |
| | | | | | | | | |
| | | | | | | | | |
| | | | | | | | | |
| | | | | | | | | |
| | | | | | | | | |
| | | | | | | | | |

**Notes**: _____

# FT 1000 General Field Testing and Measurements

## Field Measurment Calibration Records

**INSTRUMENT** (MAKE/MODEL#) YSI **INSTRUMENT #** 2697

**PARAMETER** (check only one)

☐ Temperature ☑ Conductivity ☐ ORP ☐ Chlorine ☐ Other_____

☐ Turbidity ☐ pH ☐ DO ☐ Salinity

**STANDARDS**: (Specify the type(s) of standards used for calibration, the origin of the standards, the standard values, and the date the standards were prepared or purchased

| | Standard Value | Trace # | Prep D Received Date | Expiration Date |
|---|---|---|---|---|
| **Standard A:** | 147 | PWC-3565 | 10/17/11 | 2/11/12 |
| **Standard B:** | 1413 | PWC-3716 | 10/28/11 | 4/25/12 |
| **Standard C:** | | | | |

| Date | Time | Standard (A,B,C) | Standard Value | Instrument Response | Deviation | Calibrated (Y,N) | Calibration Verification (IC, ICV, CCV) | Sampler Initials |
|---|---|---|---|---|---|---|---|---|
| 11/14/11 | 0817 | A | 147 | 145 | | Y | IC | SCS |
| | 0819 | A | 147 | 147 | | N | ICV | SCS |
| | 0823 | B | 1413 | 1403 | | N | ICV | SCS |
| 11/15/11 | 0856 | A | 147 | 148 | | N | CCV | SCS |
| | 0900 | B | 1413 | 1406 | | N | CCV | SCS |
| 11/18/11 | 744 | A | 147 | 147 | | N | CCV | SJ |
| | 747 | B | 1413 | 1405 | | | | |
| 11/19/11 | 752 | A | 147 | 147 | | N | CCV | SJ |
| | 756 | B | 1413 | 1397 | | | | |
| | | | | | | | | |
| | | | | | | | | |
| | | | | | | | | |
| | | | | | | | | |
| | | | | | | | | |
| | | | | | | | | |
| | | | | | | | | |
| | | | | | | | | |
| | | | | | | | | |
| | | | | | | | | |
| | | | | | | | | |
| | | | | | | | | |
| | | | | | | | | |
| | | | | | | | | |

**Notes**: _____

# FT 1000 General Field Testing and Measurements

## Field Measurment Calibration Records

**INSTRUMENT** (MAKE/MODEL#) YSI **INSTRUMENT #** 2647/FD-6

**PARAMETER** (check only one)

☐ Temperature ☑ Conductivity ☐ ORP ☐ Chlorine ☐ Other_____

☐ Turbidity ☐ pH ☐ DO ☐ Salinity

**STANDARDS**: (Specify the type(s) of standards used for calibration, the origin of the standards, the standard values, and the date the standards were prepared or purchased

| | Standard Value | Trace # | Prep Received Date | Expiration Date |
|---|---|---|---|---|
| **Standard A:** | 147 | PWC-3668 | 10/17/11 | 8/11/12 |
| **Standard B:** | 1413 | PWC-3716 | 10/28/11 | 4/25/12 |
| **Standard C:** | | | | |

| Date | Time | Standard (A,B,C) | Standard Value | Instrument Response | Deviation | Calibrated (Y,N) | Calibration Verification (IC, ICV, CCV) | Sampler Initials |
|---|---|---|---|---|---|---|---|---|
| 11/8/11 | 0743 | A | 147 | 153 | | Y | IC | R.H. |
| | 0746 | B | 1413 | 1350 | | N | ICV | R.H. |
| | 0749 | A | 147 | 147 | | N | ICV | R.H. |
| 11/9/11 | 0745 | A | 147 | 147 | | N | CCV | R.H. |
| | 0748 | B | 1413 | 1357 | | N | CCV | R.H. |
| 11/10/11 | 0806 | A | 147 | 147 | | N | CCV | R.H. |
| | 0810 | B | 1413 | 1351 | | N | CCV | R.H. |
| 11/11/11 | 0814 | A | 147 | 145 | | N | CCV | JCS |
| | 0818 | B | 1413 | 1364 | | N | CCV | JCS |
| | 1441 | A | 147 | 145 | | N | CCV | JCS |
| | 1445 | B | 1413 | 1361 | | N | CCV | JCS |
| | | | | | | | | |
| | | | | | | | | |
| | | | | | | | | |
| | | | | | | | | |
| | | | | | | | | |
| | | | | | | | | |
| | | | | | | | | |
| | | | | | | | | |
| | | | | | | | | |
| | | | | | | | | |
| | | | | | | | | |
| | | | | | | | | |

**Notes**: _____

# FT 1000 General Field Testing and Measurements

## Field Measurment Calibration Records

**INSTRUMENT** (MAKE/MODEL#) YSI **INSTRUMENT #** 2697

**PARAMETER** (check only one)

☐ Temperature ☐ Conductivity ☐ ORP ☐ Chlorine ☐ Other_____

☐ Turbidity ☑ pH ☐ DO ☐ Salinity

**STANDARDS**: (Specify the type(s) of standards used for calibration, the origin of the standards, the standard values, and the date the standards were prepared or purchased

| | Standard Value | Trace # | Prep / Received Date | Expiration Date |
|---|---|---|---|---|
| **Standard A:** | 7.0 | FC-118 | 9/12/11 | 6/30/13 |
| **Standard B:** | 4.0 | IWC-770 | 9/27/11 | 7/31/13 |
| **Standard C:** | 10.0 | FC-116 | 8/23/11 | 6/30/12 |

| Date | Time | Standard (A,B,C) | Standard Value | Instrument Response | Deviation | Calibrated (Y,N) | Calibration Verification (IC, ICV, CCV) | Sampler Initials |
|---|---|---|---|---|---|---|---|---|
| 11/14/11 | 0827 | A | 7.0 | 7.01 | | N | CCV | JCS |
| | 0831 | B | 4.0 | 4.02 | | N | CCV | JCS |
| | 0835 | C | 10.0 | 10.10 | | N | CCV | JCS |
| 11/15/11 | 0904 | A | 7.0 | 7.06 | | N | CCV | JCS |
| | 0908 | B | 4.0 | 4.05 | | N | CCV | JCS |
| | 0912 | C | 10.0 | 10.07 | | N | CCV | JCS |
| 11/18/11 | 749 | A | 7.0 | 6.87 | | N | CCV | SCS |
| | 756 | B | 4.0 | 4.16 | | | | |
| | 825 | C | 10.0 | 9.83 | | | | |
| 11/19/11 | 801 | A | 7.0 | 6.85 | | N | CCV | SCS |
| | 806 | B | 4.0 | 4.17 | | | | |
| | 820 | C | 10.0 | 9.81 | | | | |
| | | | | | | | | |
| | | | | | | | | |
| | | | | | | | | |
| | | | | | | | | |
| | | | | | | | | |
| | | | | | | | | |
| | | | | | | | | |
| | | | | | | | | |
| | | | | | | | | |
| | | | | | | | | |
| | | | | | | | | |

**Notes**: _____

# FT 1000 General Field Testing and Measurements

## Field Measurment Calibration Records

**INSTRUMENT** (MAKE/MODEL#) YSI **INSTRUMENT #** 2697/FO-6

**PARAMETER** (check only one)

☐ Temperature ☐ Conductivity ☐ ORP ☐ Chlorine ☐ Other_____

☐ Turbidity ☑ pH ☐ DO ☐ Salinity

**STANDARDS**: (Specify the type(s) of standards used for calibration, the origin of the standards, the standard values, and the date the standards were prepared or purchased

| | Standard Value | Trace # | Prep / Received Date | Expiration Date |
|---|---|---|---|---|
| **Standard A:** | 7.0 | FC-118 | 9/12/11 | 6/30/2013 |
| **Standard B:** | 4.0 | IWC-770 | 9/27/2011 | 7/31/2013 |
| **Standard C:** | 10.0 | FC-116 | 8/23/11 | 6/30/2012 |

| Date | Time | Standard (A,B,C) | Standard Value | Instrument Response | Deviation | Calibrated (Y,N) | Calibration Verification (IC, ICV, CCV) | Sampler Initials |
|---|---|---|---|---|---|---|---|---|
| 11/8/11 | 0815 | A | 7.0 | 6.90 | | Y | IC | R.H. |
| | 0818 | B | 4.0 | 4.21 | | Y | IC | R.H. |
| | 0816 | A | 7.0 | 7.0 | | N | ICV | RH |
| | 0820 | B | 4.0 | 4.0 | | N | ICV | RH |
| | 0825 | C | 10.0 | 9.88 | | N | ICV | RH |
| 11/9/11 | 0816 | A | 7.0 | 7.11 | | N | CCV | RH |
| | 0818 | B | 4.0 | 4.10 | | N | CCV | RH |
| | 0820 | C | 10.0 | 10.06 | | N | CCV | RH |
| 11/10/11 | 0913 | A | 7.0 | 7.0 | | N | CCV | R.H. |
| | 0916 | B | 4.0 | 4.0 | | N | CCV | RH. |
| | 0918 | C | 10.0 | 10.14 | | N | CCV | RH. |
| 11/11/11 | 0829 | A | 7.0 | 6.91 | | N | CCV | JCS |
| | 0823 | B | 4.0 | 4.08 | | N | CCV | JCS |
| | 0826 | C | 10.0 | 10.05 | | N | CCV | JCS |
| | 1449 | A | 7.0 | 6.94 | | N | CCV | JCS |
| | 1453 | B | 4.0 | 4.06 | | N | CCV | JCS |
| | 1458 | C | 10.0 | 10.03 | | N | CCV | JCS |
| | | | | | | | | |
| | | | | | | | | |
| | | | | | | | | |
| | | | | | | | | |
| | | | | | | | | |
| | | | | | | | | |

**Notes**: _____

# FT 1000 General Field Testing and Measurements

## Field Measurment Calibration Records

**INSTRUMENT** (MAKE/MODEL#) LaMotte **INSTRUMENT #** 2864-4801

**PARAMETER** (check only one)

☐ Temperature ☐ Conductivity ☐ ORP ☐ Chlorine ☐ Other_____

☑ Turbidity ☐ pH ☐ DO ☐ Salinity

**STANDARDS**: (Specify the type(s) of standards used for calibration, the origin of the standards, the standard values, and the date the standards were prepared or purchased

| | Standard Value | Trace # | Prep / Received Date | Expiration Date |
|---|---|---|---|---|
| **Standard A:** | 1.0 | FC-112 | 6/20/11 | 5/31/12 |
| **Standard B:** | 10.0 | FC-111 | 6/17/11 | 6/30/12 |
| **Standard C:** | | | | |

| Date | Time | Standard (A,B,C) | Standard Value | Instrument Response | Deviation | Calibrated (Y,N) | Calibration Verification (IC, ICV, CCV) | Sampler Initials |
|---|---|---|---|---|---|---|---|---|
| 9/14/11 | 0813 | A | 1.0 | 1.04 | | N | CCV | JCS |
| ↓ | 0814 | B | 10.0 | 9.26 | | N | CCV | JCS |
| 11/15/11 | 0853 | A | 1.0 | 1.0 | | N | CCV | JCS |
| ↑ | 0854 | B | 10.0 | 9.90 | | N | CCV | JCS |
| 11/18/11 | 743 | A | 1.0 | 1.08 | | N | CCV | SJ |
| ↓ | ↓ | B | 10.0 | 9.98 | | ↓ | ↓ | ↓ |
| 11/19/11 | 749 | A | 1.0 | 1.10 | | N | CCV | SJ |
| ↓ | ↓ | B | 10.0 | 9.81 | | ↓ | ↓ | ↓ |
| | | | | | | | | |
| | | | | | | | | |
| | | | | | | | | |
| | | | | | | | | |
| | | | | | | | | |
| | | | | | | | | |
| | | | | | | | | |
| | | | | | | | | |
| | | | | | | | | |
| | | | | | | | | |
| | | | | | | | | |
| | | | | | | | | |
| | | | | | | | | |
| | | | | | | | | |
| | | | | | | | | |

**Notes**: _____

# FT 1000 General Field Testing and Measurements

## Field Measurment Calibration Records

**INSTRUMENT** (MAKE/MODEL#) LAMOTTE **INSTRUMENT #** 2864-4801

**PARAMETER** (check only one)

☐ Temperature ☐ Conductivity ☐ ORP ☐ Chlorine ☐ Other_____

☑ Turbidity ☐ pH ☐ DO ☐ Salinity

**STANDARDS**: (Specify the type(s) of standards used for calibration, the origin of the standards, the standard values, and the date the standards were prepared or purchased

| | Standard Value | Trace # | Prep / Received Date | Expiration Date |
|---|---|---|---|---|
| **Standard A:** | 1.0 | FC-112 | 6/20/11 | 5/31/12 |
| **Standard B:** | 10.0 | FC-111 | 6/12/11 | 6/30/12 |
| **Standard C:** | | | | |

| Date | Time | Standard (A,B,C) | Standard Value | Instrument Response | Deviation | Calibrated (Y,N) | Calibration Verification (IC, ICV, CCV) | Sampler Initials |
|---|---|---|---|---|---|---|---|---|
| 11/8/11 | 0845 | A | 1.0 | 1.00 | | N | CCV | R.H. |
| | 0847 | B | 10.0 | 9.84 | | N | CCV | R.H. |
| 11/9/11 | 0833 | A | 1.0 | 0.93 | | N | CCV | R.H. |
| | 0834 | B | 10.0 | 9.70 | | N | CCV | R.H. |
| 11/10/11 | 0833 | A | 1.0 | 1.02 | | N | CCV | R.H. |
| | 0835 | B | 10.0 | 9.91 | | N | CCV | R.H. |
| 11/11/11 | 0811 | A | 1.0 | 1.09 | | N | CCV | JCG |
| | 0812 | B | 10.0 | 10.09 | | N | CCV | JCG |
| | 1437 | A | 1.0 | 0.98 | | N | CCV | JCG |
| | 1438 | B | 10.0 | 10.04 | | N | CCV | JCG |
| | | | | | | | | |
| | | | | | | | | |
| | | | | | | | | |
| | | | | | | | | |
| | | | | | | | | |
| | | | | | | | | |
| | | | | | | | | |
| | | | | | | | | |
| | | | | | | | | |
| | | | | | | | | |
| | | | | | | | | |
| | | | | | | | | |
| | | | | | | | | |

**Notes**: _____

# FT 1000 General Field Testing and Measurements

## Field Measurment Calibration Records

**INSTRUMENT** (MAKE/MODEL#) YSI **INSTRUMENT #** 2697

**PARAMETER** (check only one)

☐ Temperature ☐ Conductivity ☑ ORP ☐ Chlorine ☐ Other_____

☐ Turbidity ☐ pH ☐ DO ☐ Salinity

**STANDARDS**: (Specify the type(s) of standards used for calibration, the origin of the standards, the standard values, and the date the standards were prepared or purchased

| | Standard Value | Trace # | Prep / Received Date | Expiration Date |
|---|---|---|---|---|
| **Standard A:** | Zobell's Solution | PWC-3818 | 11/7/11 | 11/6/12 |
| **Standard B:** | | | | |
| **Standard C:** | | | | |

| Date | Time | Standard (A,B,C) | Standard Value | Instrument Response | Deviation | Calibrated (Y,N) | Calibration Verification (IC, ICV, CCV) | Sampler Initials |
|---|---|---|---|---|---|---|---|---|
| 11/14/11 | 0840 | A | 237.5 | 238.3 | | N | CCV | SCS |
| | | | | | | | | |
| | | | | | | | | |
| | | | | | | | | |
| | | | | | | | | |
| | | | | | | | | |
| | | | | | | | | |
| | | | | | | | | |
| | | | | | | | | |
| | | | | | | | | |
| | | | | | | | | |
| | | | | | | | | |
| | | | | | | | | |
| | | | | | | | | |
| | | | | | | | | |
| | | | | | | | | |
| | | | | | | | | |
| | | | | | | | | |
| | | | | | | | | |
| | | | | | | | | |
| | | | | | | | | |
| | | | | | | | | |
| | | | | | | | | |
| | | | | | | | | |

**Notes**: _____

# FT 1000 General Field Testing and Measurements

## Field Measurment Calibration Records

**INSTRUMENT** (MAKE/MODEL#) YSI **INSTRUMENT #** 2697/FO-6

**PARAMETER** (check only one)

☐ Temperature ☐ Conductivity ☑ ORP ☐ Chlorine ☐ Other_____

☐ Turbidity ☐ pH ☐ DO ☐ Salinity

**STANDARDS**: (Specify the type(s) of standards used for calibration, the origin of the standards, the standard values, and the date the standards were prepared or purchased

| | Standard Value | Trace # | Prep / Received Date | Expiration Date |
|---|---|---|---|---|
| **Standard A:** | ZOBELL Solution | PWC-3818 | 11/7/2011 | 11/6/2012 |
| **Standard B:** | | | | |
| **Standard C:** | | | | |

| Date | Time | Standard (A,B,C) | Standard Value | Instrument Response | Deviation | Calibrated (Y,N) | Calibration Verification (IC, ICV, CCV) | Sampler Initials |
|---|---|---|---|---|---|---|---|---|
| 11/8/11 | 0827 | A | 237.5 | 236.5 | | N | CCV | RH |
| 11/9/11 | 0822 | A | 237.5 | 237.8 | | N | CCV | RH |
| 11/10/11 | 0920 | A | 237.5 | 238.8 | | N | CCV | RH |

**Notes**: _____

# FT 1000 General Field Testing and Measurements

## Field Measurment Calibration Records

**INSTRUMENT** (MAKE/MODEL#) YSI **INSTRUMENT #** 2606

**PARAMETER** (check only one)

☐ Temperature ☐ Conductivity ☐ ORP ☐ Chlorine ☐ Other_____

☐ Turbidity ☐ pH ☑ DO ☐ Salinity

**STANDARDS**: (Specify the type(s) of standards used for calibration, the origin of the standards, the standard values, and the date the standards were prepared or purchased

| | Standard Value | Trace # | Prep / Received Date | Expiration Date |
|---|---|---|---|---|
| **Standard A:** | 100% Saturated Air | | | |
| **Standard B:** | | | | |
| **Standard C:** | | | | |

| Date | Time | Standard (A,B,C) | Standard Value | Instrument Response | Deviation | Calibrated (Y,N) | Calibration Verification (IC, ICV, CCV) | Sampler Initials |
|---|---|---|---|---|---|---|---|---|
| 11-14-11 | 0828 | A | 8.898 | 8.90 | | Y | IC | R.H. |
| 1 | 0832 | A | 8.863 | 8.93 | | N | ICV | R.H. |
| 11-15-11 | 0825 | A | 8.794 | 8.75 | | N | CCV | R.H. |
| 11-16-11 | 0839 | A | 8.812 | 8.84 | | N | CCV | R.H. |
| 11-17-11 | 0828 | A | 8.744 | 8.63 | | N | CCV | R.H. |
| 11-18-11 | 0750 | A | 8.846 | 8.75 | | N | CCV | R.H. |
| 11/19/11 | 746 | A | 8.932 | 8.99 | | N | CCV | SS |
| 11/19/11 | 1716 | A | 8.309 | 8.29 | | N | CCV | SS |
| | | | | | | | | |
| | | | | | | | | |
| | | | | | | | | |
| | | | | | | | | |
| | | | | | | | | |
| | | | | | | | | |
| | | | | | | | | |
| | | | | | | | | |
| | | | | | | | | |
| | | | | | | | | |
| | | | | | | | | |
| | | | | | | | | |
| | | | | | | | | |
| | | | | | | | | |
| | | | | | | | | |
| | | | | | | | | |

**Notes**: _____

# FT 1000 General Field Testing and Measurements

## Field Measurment Calibration Records

**INSTRUMENT** (MAKE/MODEL#) VSI **INSTRUMENT #** 2606

**PARAMETER** (check only one)

☐ Temperature ☐ Conductivity ☐ ORP ☐ Chlorine ☐ Other_____

☐ Turbidity ☐ pH ☑ DO ☐ Salinity

**STANDARDS**: (Specify the type(s) of standards used for calibration, the origin of the standards, the standard values, and the date the standards were prepared or purchased

| | Standard Value | Trace # | Prep / Received Date | Expiration Date |
|---|---|---|---|---|
| **Standard A:** | 100 % | SATURATED AIR | | |
| **Standard B:** | | | | |
| **Standard C:** | | | | |

| Date | Time | Standard (A,B,C) | Standard Value | Instrument Response | Deviation | Calibrated (Y,N) | Calibration Verification (IC, ICV, CCV) | Sampler Initials |
|---|---|---|---|---|---|---|---|---|
| 11/7/11 | 0830 | A | 8.968 | 8.78 | | Y | IC | JCS |
| | 0831 | A | 8.968 | 8.94 | | N | ICV | JCS |
| 11/8/11 | 0731 | A | 9.092 | 9.21 | | N | CCV | JCS |
| 11/9/11 | 0740 | A | 8.880 | 8.78 | | N | CCV | JCS |
| 11/10/11 | 0801 | A | 9.220 | 9.29 | | N | CCV | JCS |
| 11/11/11 | 0736 | A | 9.111 | 9.28 | | N | CCV | R.H. |
| 11/11/11 | 1654 | A | 8.985 | 8.96 | | N | CCV | R.H. |
| | | | | | | | | |
| | | | | | | | | |
| | | | | | | | | |
| | | | | | | | | |
| | | | | | | | | |
| | | | | | | | | |
| | | | | | | | | |
| | | | | | | | | |
| | | | | | | | | |
| | | | | | | | | |
| | | | | | | | | |
| | | | | | | | | |
| | | | | | | | | |
| | | | | | | | | |
| | | | | | | | | |
| | | | | | | | | |
| | | | | | | | | |

**Notes**: _____

# FT 1000 General Field Testing and Measurements

## Field Measurment Calibration Records

**INSTRUMENT** (MAKE/MODEL#) YSI **INSTRUMENT #** 2606

**PARAMETER** (check only one)

☐ Temperature ☑ Conductivity ☐ ORP ☐ Chlorine ☐ Other_____

☐ Turbidity ☐ pH ☐ DO ☐ Salinity

**STANDARDS**: (Specify the type(s) of standards used for calibration, the origin of the standards, the standard values, and the date the standards were prepared or purchased

| | Standard Value | Trace # | Prep / Received Date | Expiration Date |
|---|---|---|---|---|
| **Standard A:** | 147 | DWC-3568 | 10/17/11 | 2/11/12 |
| **Standard B:** | 1413 | DWC-3716 | 10/28/11 | 4/25/12 |
| **Standard C:** | | | | |

| Date | Time | Standard (A,B,C) | Standard Value | Instrument Response | Deviation | Calibrated (Y,N) | Calibration Verification (IC, ICV, CCV) | Sampler Initials |
|---|---|---|---|---|---|---|---|---|
| 11/14/11 | 0834 | A | 147 | 142 | | Y | IC | R.H. |
| | 0838 | B | 1413 | 1388 | | N | ICU | R.H. |
| | 0836 | A | 147 | 147 | | N | ICU | R.H. |
| 11/15/11 | 0854 | A | 147 | 148 | | N | CCU | R.H. |
| | 0856 | B | 1413 | 1409 | | N | CCU | R.H. |
| 11/16/11 | 0842 | A | 147 | 149 | | N | CCU | R.H |
| | 0844 | B | 1413 | 1404 | | N | CCU | R.H |
| 11/17/11 | 0831 | A | 147 | 147 | | N | CCU | R.H |
| | 0833 | B | 1413 | 1403 | | N | CCU | R.H. |
| 11-18-11 | 0758 | A | 147 | 147 | | N | CCU | R.H |
| | 0802 | B | 1413 | 1396 | | N | CCU | R.A |
| 11/19/11 | 750 | A | 147 | 147 | | N | CCV | SLS |
| | 753 | B | 1413 | 1394 | | | | |
| 11/19/11 | 1720 | A | 147 | 147 | | N | CCV | SLS |
| | 1724 | B | 1413 | 1390 | | | | |
| | | | | | | | | |
| | | | | | | | | |
| | | | | | | | | |
| | | | | | | | | |
| | | | | | | | | |
| | | | | | | | | |
| | | | | | | | | |
| | | | | | | | | |

**Notes**: _____

# FT 1000 General Field Testing and Measurements

## Field Measurment Calibration Records

**INSTRUMENT** (MAKE/MODEL#) YSI **INSTRUMENT #** 2606

**PARAMETER** (check only one)

☐ Temperature ☑ Conductivity ☐ ORP ☐ Chlorine ☐ Other_____

☐ Turbidity ☐ pH ☐ DO ☐ Salinity

**STANDARDS**: (Specify the type(s) of standards used for calibration, the origin of the standards, the standard values, and the date the standards were prepared or purchased

| | Standard Value | Trace # | (Prep) Received Date | Expiration Date |
|---|---|---|---|---|
| **Standard A:** | 147 | PWC-3568 | 10/17/11 | 2/11/12 |
| **Standard B:** | 1413 | PWC-3716 | 10/28/11 | 4/25/12 |
| **Standard C:** | | | | |

| Date | Time | Standard (A,B,C) | Standard Value | Instrument Response | Deviation | Calibrated (Y,N) | Calibration Verification (IC, ICV, CCV) | Sampler Initials |
|---|---|---|---|---|---|---|---|---|
| 11/7/11 | 0842 | A | 147 | 148 | | Y | IC | JCS |
| 1 | 0850 | B | 1413 | 1359 | | N | ICV | JCS |
| 11/8/11 | 0733 | A | 147 | 147 | | N | CCV | JCS |
| 1 | 0738 | B | 1413 | 1375 | | N | CCV | JCS |
| 11/9/11 | 0745 | A | 147 | 146 | | N | CCV | JCS |
| 1 | 0750 | B | 1413 | 1358 | | N | CCV | JCS. |
| 11/10/11 | 0810 | A | 147 | 145 | | N | CCV | JCS |
| 1 | 0814 | B | 1413 | 1359 | | N | CCV | JCS |
| 11/11/11 | 0743 | A | 147 | 145 | | N | CCV | RH |
| 1 | 0754 | B | 1413 | 1399 | | N | CCV | RH |
| 11/11/11 | 1659 | A | 147 | 145 | | N | CCV | RH |
| 1 | 1713 | B | 1413 | 1372 | | N | CCV | RH |
| | | | | | | | | |
| | | | | | | | | |
| | | | | | | | | |
| | | | | | | | | |
| | | | | | | | | |
| | | | | | | | | |
| | | | | | | | | |
| | | | | | | | | |
| | | | | | | | | |
| | | | | | | | | |
| | | | | | | | | |

**Notes**: _____

# FT 1000 General Field Testing and Measurements

## Field Measurment Calibration Records

**INSTRUMENT** (MAKE/MODEL#) YSI **INSTRUMENT #** 2606

**PARAMETER** (check only one)

☐ Temperature ☐ Conductivity ☐ ORP ☐ Chlorine ☐ Other_____

☐ Turbidity ☑ pH ☐ DO ☐ Salinity

**STANDARDS:** (Specify the type(s) of standards used for calibration, the origin of the standards, the standard values, and the date the standards were prepared or purchased

| | Standard Value | Trace # | Prep / Received Date | Expiration Date |
|---|---|---|---|---|
| **Standard A:** | 7.0 | FC-118 | 9/12/11 | 6/30/13 |
| **Standard B:** | 4.0 | IWC-770 | 9/27/11 | 7/31/13 |
| **Standard C:** | 10.0 | FC-116 | 8/23/11 | 6/30/12 |

| Date | Time | Standard (A,B,C) | Standard Value | Instrument Response | Deviation | Calibrated (Y,N) | Calibration Verification (IC, ICV, CCV) | Sampler Initials |
|---|---|---|---|---|---|---|---|---|
| 11/14/11 | 0838 | A | 7.0 | 7.09 | | N | CCV | RA |
| | 0840 | B | 4.0 | 4.01 | | N | CCV | RA |
| | 0843 | C | 10.0 | 9.97 | | N | CCV | RA |
| 11/15/11 | 0858 | A | 7.0 | 7.08 | | N | CCV | RA |
| | 0900 | B | 4.0 | 4.03 | | N | CCV | RA |
| | 0903 | C | 10.0 | 10.09 | | N | CCV | RA |
| 11/16/11 | 0848 | A | 7.0 | 7.08 | | N | CCV | RA |
| | 0850 | B | 4.0 | 4.04 | | N | CCV | RA |
| | 0851 | C | 10.0 | 10.08 | | N | CCV | RA |
| 11/17/11 | 0839 | A | 7.0 | 7.07 | | N | CCV | RA |
| | 0842 | B | 4.0 | 4.05 | | N | CCV | RA |
| | 0844 | C | 10.0 | 10.09 | | N | CCV | RA |
| 11-18-11 | 0817 | A | 7.0 | 7.06 | | N | CCV | RA |
| | 0819 | B | 4.0 | 4.03 | | N | CCV | RA |
| | 0829 | C | 10.0 | 10.09 | | N | CCV | RA |
| 11/19/11 | 759 | A | 7.0 | 7.09 | | N | CCV | SLS |
| | 803 | B | 4.0 | 4.05 | | | | |
| | 808 | C | 10.0 | 10.11 | | | | |
| 11/19/11 | 1727 | A | 7.0 | 6.87 | | N | CCV | SLS |
| | 1730 | B | 4.0 | 3.86 | | | | |
| | 1735 | C | 10.0 | 10.04 | | | | |
| | | | | | | | | |
| | | | | | | | | |

**Notes:** _____

# FT 1000 General Field Testing and Measurements

## Field Measurment Calibration Records

**INSTRUMENT** (MAKE/MODEL#) YSI **INSTRUMENT #** 2606

**PARAMETER** (check only one)

☐ Temperature ☐ Conductivity ☐ ORP ☐ Chlorine ☐ Other_____

☐ Turbidity ☑ pH ☐ DO ☐ Salinity

**STANDARDS**: (Specify the type(s) of standards used for calibration, the origin of the standards, the standard values, and the date the standards were prepared or purchased

| | Standard Value | Trace # | Prep / Received Date | Expiration Date |
|---|---|---|---|---|
| **Standard A:** | 7.0 | FC-118 | 9/12/11 | 4/30/13 |
| **Standard B:** | 4.0 | IWC-770 | 9/27/11 | 7/31/13 |
| **Standard C:** | 10.0 | FC-116 | 8/23/11 | 4/30/12 |

| Date | Time | Standard (A,B,C) | Standard Value | Instrument Response | Deviation | Calibrated (Y,N) | Calibration Verification (IC, ICV, CCV) | Sampler Initials |
|---|---|---|---|---|---|---|---|---|
| 11/7/11 | 0851 | A | 7.0 | 7.18 | | Y | IC | JCS |
| | 0857 | B | 4.0 | 3.91 | | Y | IC | JCS |
| | 0851 | A | 7.0 | 7.00 | | N | ICV | JCS |
| | 0859 | B | 4.0 | 4.00 | | N | ICV | JCS |
| | 0904 | C | 10.0 | 9.93 | | N | ICV | JCS |
| 11/8/11 | JCS 11/8/11 ~~0850~~ 0740 | A | 7.0 | 7.04 | | N | CCV | JCS |
| | 0744 | B | 4.0 | 4.04 | | N | CCV | JCS |
| | 0749 | C | 10.0 | 10.09 | | N | CCV | JCS |
| 11/9/11 | 0751 | A | 7.0 | 6.99 | | N | CCV | JCS |
| | 0759 | B | 4.0 | 4.09 | | N | CCV | JCS |
| | 0803 | C | 10.0 | 9.92 | | N | CCV | JCS |
| 11/10/11 | 0815 | A | 7.0 | 7.04 | | N | CCV | JCS |
| | 0819 | B | 4.0 | 4.03 | | N | CCV | JCS |
| | 0822 | C | 10.0 | 10.07 | | N | CCV | JCS |
| 11/11/11 | 0758 | A | 7.0 | 7.07 | | N | CCV | RH |
| | 0800 | B | 4.0 | 4.04 | | N | CCV | RH |
| | 0802 | C | 10.0 | 10.05 | | N | CCV | RH |
| 11/11/11 | 1716 | A | 7.0 | 7.07 | | N | CCV | RH |
| | 1718 | B | 4.0 | 4.04 | | N | CCV | RH |
| | 1720 | C | 10.0 | 10.09 | | N | CCV | RH |
| | | | | | | | | |
| | | | | | | | | |
| | | | | | | | | |

**Notes**: _____

# FT 1000 General Field Testing and Measurements

## Field Measurment Calibration Records

**INSTRUMENT** (MAKE/MODEL#) YSI **INSTRUMENT #** 2606

**PARAMETER** (check only one)

☐ Temperature ☐ Conductivity ☑ ORP ☐ Chlorine ☐ Other_____

☐ Turbidity ☐ pH ☐ DO ☐ Salinity

**STANDARDS**: (Specify the type(s) of standards used for calibration, the origin of the standards, the standard values, and the date the standards were prepared or purchased

| | Standard Value | Trace # | Prep / Received Date | Expiration Date |
|---|---|---|---|---|
| **Standard A:** | ZOBELL'S SOLUTION | PWC-3818 | 11-7-11 | 11/6/12 |
| **Standard B:** | | | | |
| **Standard C:** | | | | |

| Date | Time | Standard (A,B,C) | Standard Value | Instrument Response | Deviation | Calibrated (Y,N) | Calibration Verification (IC, ICV, CCV) | Sampler Initials |
|---|---|---|---|---|---|---|---|---|
| 11/14/11 | | A | 236.2 | 253.0 | | N | CCV | RA. |
| | | | | | | | | |
| | | | | | | | | |
| | | | | | | | | |
| | | | | | | | | |
| | | | | | | | | |
| | | | | | | | | |
| | | | | | | | | |
| | | | | | | | | |
| | | | | | | | | |
| | | | | | | | | |
| | | | | | | | | |
| | | | | | | | | |
| | | | | | | | | |
| | | | | | | | | |
| | | | | | | | | |
| | | | | | | | | |
| | | | | | | | | |
| | | | | | | | | |
| | | | | | | | | |
| | | | | | | | | |
| | | | | | | | | |
| | | | | | | | | |

**Notes**: _____

# FT 1000 General Field Testing and Measurements

## Field Measurment Calibration Records

**INSTRUMENT** (MAKE/MODEL#) YSI **INSTRUMENT #** 2606

**PARAMETER** (check only one)

☐ Temperature ☐ Conductivity ☒ ORP ☐ Chlorine ☐ Other_____

☐ Turbidity ☐ pH ☐ DO ☐ Salinity

**STANDARDS**: (Specify the type(s) of standards used for calibration, the origin of the standards, the standard values, and the date the standards were prepared or purchased

| | Standard Value | Trace # | (Prep) Received Date | Expiration Date |
|---|---|---|---|---|
| **Standard A:** | Zobell's Solution | AQC-3818 | 11/7/11 | 11/6/12 |
| **Standard B:** | | | | |
| **Standard C:** | | | | |

| Date | Time | Standard (A,B,C) | Standard Value | Instrument Response | Deviation | Calibrated (Y,N) | Calibration Verification (IC, ICV, CCV) | Sampler Initials |
|---|---|---|---|---|---|---|---|---|
| 11/9/11 | 0810 | A | 237.5 | 250.4 | | N | CCV | JCS |
| 11/10/11 | 0820 | A | 237.5 | 250.8 | | N | CCV | JCS |
| 11/11/11 | 0807 | A | 238.8 | 254.3 | | N | CCV | R.H. |
| 11/14/11 | ~~1724~~ 1736 RH 11-14-11 | A | 237.5 | 251.9 | | N | CCV | R.H |
| 11/14/11 | | A | | | | | | |
| | | | | | | | | |
| | | | | | | | | |
| | | | | | | | | |
| | | | | | | | | |
| | | | | | | | | |
| | | | | | | | | |
| | | | | | | | | |
| | | | | | | | | |
| | | | | | | | | |
| | | | | | | | | |
| | | | | | | | | |
| | | | | | | | | |
| | | | | | | | | |
| | | | | | | | | |
| | | | | | | | | |
| | | | | | | | | |

**Notes**: _____

# FT 1000 General Field Testing and Measurements

## Field Measurment Calibration Records

**INSTRUMENT** (MAKE/MODEL#) LAMOTTE **INSTRUMENT #** 4214-1703

**PARAMETER** (check only one)

☐ Temperature ☐ Conductivity ☐ ORP ☐ Chlorine ☐ Other_____

☑ Turbidity ☐ pH ☐ DO ☐ Salinity

**STANDARDS:** (Specify the type(s) of standards used for calibration, the origin of the standards, the standard values, and the date the standards were prepared or purchased

| | Standard Value | Trace # | Prep / Received Date | Expiration Date |
|---|---|---|---|---|
| **Standard A:** | 1.0 | FC-112 | 6/20/11 | 5/31/12 |
| **Standard B:** | 10.0 | FC-111 | 6/17/11 | 6/30/12 |
| **Standard C:** | | | | |

| Date | Time | Standard (A,B,C) | Standard Value | Instrument Response | Deviation | Calibrated (Y,N) | Calibration Verification (IC, ICV, CCV) | Sampler Initials |
|---|---|---|---|---|---|---|---|---|
| 11-14-11 | 0845 | A | 1.0 | 0.99 | | N | CCV | R.H. |
| | 0847 | B | 10.0 | 9.93 | | N | CCV | R.H. |
| 11-15-11 | 0905 | A | 1.0 | 1.00 | | N | CCV | R.H. |
| | 0907 | B | 10.0 | 9.88 | | N | CCV | R.H. |
| 11/16/11 | 0852 | A | 1.0 | 0.97 | | N | CCV | R.H. |
| | 0853 | B | 10.0 | 9.94 | | N | CCV | R.H. |
| 11/17/11 | 0846 | A | 1.0 | 0.90 | | N | CCV | R.H. |
| | 0847 | B | 10.0 | 9.91 | | N | CCV | R.H. |
| 11-18-11 | 0825 | A | 1.0 | 0.94 | | N | CCV | R.H. |
| | 0826 | B | 10.0 | 9.86 | | N | CCV | R.H. |
| 11/19/11 | 755 | A | 1.0 | 0.99 | | N | CCV | SG |
| ↓ | ↓ | B | 10.0 | 9.83 | | ↓ | ↓ | ↓ |
| 11/19/11 | 1725 | A | 1.0 | 0.97 | | N | CCV | SG |
| ↓ | ↓ | B | 10.0 | 9.93 | | ↓ | ↓ | ↓ |
| | | | | | | | | |
| | | | | | | | | |
| | | | | | | | | |
| | | | | | | | | |
| | | | | | | | | |
| | | | | | | | | |
| | | | | | | | | |
| | | | | | | | | |
| | | | | | | | | |

**Notes:** _____

# FT 1000 General Field Testing and Measurements

## Field Measurment Calibration Records

**INSTRUMENT** (MAKE/MODEL#) LaMotte **INSTRUMENT #** 4214-1703

**PARAMETER** (check only one)

☐ Temperature ☐ Conductivity ☐ ORP ☐ Chlorine ☐ Other_____

☑ Turbidity ☐ pH ☐ DO ☐ Salinity

**STANDARDS**: (Specify the type(s) of standards used for calibration, the origin of the standards, the standard values, and the date the standards were prepared or purchased

| | Standard Value | Trace # | Prep / Received Date | Expiration Date |
|---|---|---|---|---|
| **Standard A**: | 1.0 | FC-112 | 6/20/11 | 5/31/12 |
| **Standard B**: | 10.0 | FC-111 | 6/17/11 | 4/30/12 |
| **Standard C**: | | | | |

| Date | Time | Standard (A,B,C) | Standard Value | Instrument Response | Deviation | Calibrated (Y,N) | Calibration Verification (IC, ICV, CCV) | Sampler Initials |
|---|---|---|---|---|---|---|---|---|
| 11/7/11 | 0733 | A | 1.0 | 0.97 | | N | CCV | JCS |
| / | 0734 | B | 10.0 | 9.83 | | N | CCV | JCS |
| 11/8/11 | 0731 | A | 1.0 | 0.94 | | N | CCV | JCS |
| / | 0732 | B | 10.0 | 9.87 | | N | CCV | JCS |
| 11/9/11 | 0741 | A | 1.0 | 0.95 | | N | CCV | JCS |
| / | 0742 | B | 10.0 | 9.77 | | N | CCV | JCS |
| 11/10/11 | 0803 | A | 1.0 | 0.93 | | N | CCV | JCS |
| / | 0804 | B | 10.0 | 9.81 | | N | CCV | JCS |
| 11/11/11 | 0809 | A | 1.0 | 0.99 | | N | CCV | R.H. |
| / | 0811 | B | 10.0 | 9.89 | | N | CCV | R.H. |
| 11/12/11 | 1722 | A | 1.0 | 1.03 | | N | CCV | R.H. |
| / | 1724 | B | 10.0 | 9.82 | | N | CCV | R.H. |
| | | | | | | | | |
| | | | | | | | | |
| | | | | | | | | |
| | | | | | | | | |
| | | | | | | | | |
| | | | | | | | | |
| | | | | | | | | |
| | | | | | | | | |
| | | | | | | | | |
| | | | | | | | | |
| | | | | | | | | |

**Notes**: _____

# FT 1000 General Field Testing and Measurements

## Field Measurment Calibration Records

**INSTRUMENT** (MAKE/MODEL#) YSI **INSTRUMENT #** 08K101524

**PARAMETER** (check only one)

☐ Temperature ☐ Conductivity ☐ ORP ☐ Chlorine ☐ Other_____

☐ Turbidity ☐ pH ☑ DO ☐ Salinity

**STANDARDS:** (Specify the type(s) of standards used for calibration, the origin of the standards, the standard values, and the date the standards were prepared or purchased

| | Standard Value | Trace # | Prep / Received Date | Expiration Date |
|---|---|---|---|---|
| **Standard A:** | 100% SATURATED AIR | | | |
| **Standard B:** | | | | |
| **Standard C:** | | | | |

| Date | Time | Standard (A,B,C) | Standard Value | Instrument Response | Deviation | Calibrated (Y,N) | Calibration Verification (IC, ICV, CCV) | Sampler Initials |
|---|---|---|---|---|---|---|---|---|
| 11/15/11 | 0856 | A | 8.812 | 9.00 | | Y | IC | JCS |
| | 0857 | A | 8.812 | 8.81 | | N | ICV | JCS |
| 11/16/11 | 0757 | A | 8.794 | 8.88 | | N | CCV | JCS |
| 11/17/11 | 0754 | A | 8.744 | 8.85 | | N | CCV | JCS |
| 11/18/11 | 0800 | A | 8.829 | 8.91 | | N | CCV | JCS |
| | 1500 | A | 8.744 | 8.81 | | N | CCV | JCS |
| | | | | | | | | |
| | | | | | | | | |
| | | | | | | | | |
| | | | | | | | | |
| | | | | | | | | |
| | | | | | | | | |
| | | | | | | | | |
| | | | | | | | | |
| | | | | | | | | |
| | | | | | | | | |
| | | | | | | | | |
| | | | | | | | | |
| | | | | | | | | |
| | | | | | | | | |
| | | | | | | | | |
| | | | | | | | | |
| | | | | | | | | |

**Notes:** _____

# FT 1000 General Field Testing and Measurements

## Field Measurment Calibration Records

**INSTRUMENT** (MAKE/MODEL#) VSI **INSTRUMENT #** 08K 101524

**PARAMETER** (check only one)

☐ Temperature ☑ Conductivity ☐ ORP ☐ Chlorine ☐ Other_____

☐ Turbidity ☐ pH ☐ DO ☐ Salinity

**STANDARDS**: (Specify the type(s) of standards used for calibration, the origin of the standards, the standard values, and the date the standards were prepared or purchased

| | Standard Value | Trace # | Prep / Received Date | Expiration Date |
|---|---|---|---|---|
| **Standard A:** | 147 | PWC-3568 | 10/17/11 | 2/11/12 |
| **Standard B:** | 1413 | PWC-3716 | 10/28/11 | 4/25/12 |
| **Standard C:** | | | | |

| Date | Time | Standard (A,B,C) | Standard Value | Instrument Response | Deviation | Calibrated (Y,N) | Calibration Verification (IC, ICV, CCV) | Sampler Initials |
|---|---|---|---|---|---|---|---|---|
| 11/15/11 | 0900 | A | 147 | 146 | | Y | IC | JCS |
| | 0905 | B | 1413 | 1386 | | N | ICV | JCS |
| | 0901 | A | 147 | 147 | | N | ICV | JCS |
| 11/16/11 | 0804 | A | 147 | 142 | | N | CCV | JCS |
| | 0810 | B | 1413 | 1383 | | N | CCV | JCS |
| 11/17/11 | 0803 | A | 147 | 148 | | N | CCV | JCS |
| | 0809 | B | 1413 | 1389 | | N | CCV | JCS |
| 11/18/11 | 0520 | A | 147 | 146 | | N | CCV | JCS |
| | 0525 | B | 1413 | 1384 | | N | CCV | JCS |
| | 1508 | A | 147 | 144 | | N | CCV | JCS |
| | 1512 | B | 1473 | 1388 | | N | CCV | JCS |
| | | | | | | | | |
| | | | | | | | | |
| | | | | | | | | |
| | | | | | | | | |
| | | | | | | | | |
| | | | | | | | | |
| | | | | | | | | |
| | | | | | | | | |
| | | | | | | | | |
| | | | | | | | | |
| | | | | | | | | |
| | | | | | | | | |

**Notes**: _____

# FT 1000 General Field Testing and Measurements

## Field Measurment Calibration Records

**INSTRUMENT** (MAKE/MODEL#) YSI **INSTRUMENT #** 08K101524

**PARAMETER** (check only one)

☐ Temperature ☐ Conductivity ☐ ORP ☐ Chlorine ☐ Other_____

☐ Turbidity ☑ pH ☐ DO ☐ Salinity

**STANDARDS**: (Specify the type(s) of standards used for calibration, the origin of the standards, the standard values, and the date the standards were prepared or purchased

| | Standard Value | Trace # | Prep / Received Date | Expiration Date |
|---|---|---|---|---|
| **Standard A:** | 7.0 | FC-118 | 9/12/11 | 6/30/13 |
| **Standard B:** | 4.0 | IWC-770 | 9/27/11 | 7/31/13 |
| **Standard C:** | 10.0 | FC-116 | 8/23/11 | 6/30/12 |

| Date | Time | Standard (A,B,C) | Standard Value | Instrument Response | Deviation | Calibrated (Y,N) | Calibration Verification (IC, ICV, CCV) | Sampler Initials |
|---|---|---|---|---|---|---|---|---|
| 11/15/11 | 0921 | A | 7.0 | 6.91 | | Y | IC | JCS |
| | 0925 | B | 4.0 | 4.21 | | Y | IC | JCS |
| | 0922 | A | 7.0 | 7.0 | | N | ICV | JCS |
| | 0926 | B | 4.0 | 4.0 | | N | ICV | JCS |
| | 0931 | C | 10.0 | 9.95 | | N | ICV | JCS |
| 11/16/11 | 0826 | A | 7.0 | 6.91 | | N | CCV | JCS |
| | 0830 | B | 4.0 | 3.99 | | N | CCV | JCS |
| | 0835 | C | 10.0 | 9.86 | | N | CCV | JCS |
| 11/17/11 | 0812 | A | 7.0 | 6.98 | | N | CCV | JCS |
| | 0818 | B | 4.0 | ~~4.93~~ 3.93 | | N | CCV | JCS |
| | 0824 | C | 10.0 | 9.94 | | N | CCV | JCS |
| 11/18/11 | 0831 | A | 7.0 | 6.91 | | N | CCV | JCS |
| | 0838 | B | 4.0 | 3.96 | | N | CCV | JCS |
| | 0850 | C | 10.0 | 9.91 | | N | CCV | JCS |
| | 1520 | A | 7.0 | 6.94 | | N | CCV | JCS |
| | 1525 | B | 4.0 | 3.98 | | N | CCV | JCS |
| | 1530 | C | 10.0 | 10.02 | | N | CCV | JCS |
| | | | | | | | | |
| | | | | | | | | |
| | | | | | | | | |
| | | | | | | | | |
| | | | | | | | | |
| | | | | | | | | |

**Notes**: _____

# FT 1000 General Field Testing and Measurements

## Field Measurment Calibration Records

**INSTRUMENT** (MAKE/MODEL#) YSI **INSTRUMENT #** 08K101526

**PARAMETER** (check only one)

☐ Temperature ☐ Conductivity ☒ ORP ☐ Chlorine ☐ Other_____

☐ Turbidity ☐ pH ☐ DO ☐ Salinity

**STANDARDS**: (Specify the type(s) of standards used for calibration, the origin of the standards, the standard values, and the date the standards were prepared or purchased

| | Standard Value | Trace # | Prep Received Date | Expiration Date |
|---|---|---|---|---|
| **Standard A:** | Zobell's Solution Proc-38b | | 11/7/11 | 11/6/12 |
| **Standard B:** | | | | |
| **Standard C:** | | | | |

| Date | Time | Standard (A,B,C) | Standard Value | Instrument Response | Deviation | Calibrated (Y,N) | Calibration Verification (IC, ICV, CCV) | Sampler Initials |
|---|---|---|---|---|---|---|---|---|
| 11/16/11 | 0840 | A | 234.9 | 229.4 | | N | CCV | JCS |
| 11/17/11 | 0830 | A | 236.2 | 241.4 | | N | CCV | JCS |
| 11/18/11 | 0900 | A | 236.2 | 230.3 | | N | CCV | JCS |
| | 1536 | A | 237.5 | 231.4 | | N | CCV | JCS |

**Notes**: _____

ATTACHMENT 4

CD CONTAINING A .PDF FILE OF THE ENTIRE REPORT

AND THE FLORIDA ADaPT FILES