SCS ENGINEERS

Vista Landfill Semi-Annual Water Quality Monitoring Report Second Semi-Annual Monitoring 2011

Prepared for:

Vista Landfill, Inc.
242 West Keene Road
Apopka, Florida 32703

Prepared by:

SCS ENGINEERS
4041 Park Oaks Boulevard, Suite 100
Tampa, Florida 33610
(813) 621-0080

March 8, 2012
File No. 09207039.03

Offices Nationwide
www.scsengineers.com

WASTE MANAGEMENT

WASTE MANAGEMENT INC. OF FLORIDA
Vista Landfill, LLC.
242 W. Keene Road
Apopka, FL 32703
P:407-886-2920 F:407-889-8043

February 15, 2012

Tom Lubozynski
Florida Department of Environmental Protection
Central District Solid Waste Section
3319 Maguire Boulevard, Suite 232
Orlando, FL 32803

RE: 2011 2nd Semi-annual Water Quality Monitoring Report
Vista Landfill, Class III
WACS Number 87801
FDEP Permit No. SO48-0165969-018

Dear Mr. Lubozynski:

Attached is the 2011 2nd Semi-annual Water Quality Monitoring Report for the Vista Landfill, Class III prepared by SCS Engineers. If you have any questions or require additional information or supporting documentation, feel free to contact me at 386-804-4183.

Respectfully Submitted,

Paul Bermillo
Environmental Protection Manager
North Florida Market Area

cc: Jay Davoll, City of Apopka
Debbie Perez, WMIF

Vista Landfill
Semi-Annual
Water Quality Monitoring
Report
Second Semi-Annual Monitoring Period 2011

Prepared for:

Vista Landfill, Inc.
242 West Keene Road
Apopka, Florida 32703

Prepared by:

SCS ENGINEERS
4041 Park Oaks Boulevard, Suite 100
Tampa, Florida 33610
(813) 621-0080



Robert L. Westly, P.G.
PG License No. 000117

March 8, 2012
File No. 09207039.03

Florida Department of Environmental Protection

Bob Martinez Center
2600 Blair Stone Road
Tallahassee, Florida 32399-2400

DEP Form # 62-701.900(31), F.A.C.
Form Title: Water Quality Monitoring Certification
Effective Date: January 6, 2010
Incorporated in Rule 62-701.510(9), F.A.C.

WATER QUALITY MONITORING CERTIFICATION

PART I GENERAL INFORMATION

(1) Facility Name Vista Landfill, Class III

Address 242 West Keene Road

City Apopka Zip 32703 County Orange

Telephone Number (407)286-2920

(2) WACS Facility ID 87801

(3) DEP Permit Number SO48-0165969-018

(4) Authorized Representative's Name Paul Bermillo Title Environmental Protection Mngr

Address 3510 Rio Vista Ave

City Orlando Zip 32805 County Orange

Telephone Number (386)804-4183

Email address (if available) pbermil1@wm.com

CERTIFICATION

I certify under penalty of law that I have personally examined and am familiar with the information submitted in this document and all attachments and that, based on my inquiry of those individuals immediately responsible for obtaining the information, I believe that the information is true, accurate, and complete. I am aware that there are significant penalties for submission of false information including the possibility of fine and imprisonment.

2-15-12
(Date)

(Owner or Authorized Representative's Signature)

PART II QUALITY ASSURANCE REQUIREMENTS

Sampling Organization Professional Technical Support Services, Inc. (Pro-Tech)

Analytical Lab NELAC / HRS Certification # NELAP Certification E87667

Lab Name TestAmerica, Inc. (TestAmerica Denver)

Address 4955 Yarrow Street, Arvada, CO 80002

Phone Number (303) 736-0100

Email address (if available) Danielle.Harrington@testamericainc.com

Table of Contents

Section **Page**

1 Introduction 1
2 Geologic and Hydrogeologic Characteristics 4
Semi-Annual Groundwater Flow Assessment 4
Upper Surficial Aquifer 4
Intermediate Surficial Aquifer 8
Floridan Aquifer 8
3 Landfill Monitoring Program 9
Groundwater Monitoring Program 9
Field Parameters 11
Laboratory Parameters 11
Additional Parameters 11
Leachate Monitoring Program 11
Field Parameters 11
Laboratory Parameters 12
Semi-Annual Groundwater Monitoring Event 12
Metals Exceedances 12
Aluminum 12
Iron 14
Inorganic Parameters Exceedances and Trends 14
Nitrate 14
pH 15
Organic Parameters Exceedances and Trends 15
Other Volatile Organic Compound Detections 15
Dissolved Oxygen 15
Annual Leachate Monitoring Event 16
4 Summary 18

CONTENTS (Continued)

List of Figures

Figure No. **Page**

Figure 1-1. Site Location Map, Vista Landfill, Apopka, Florida 2
Figure 1-2. Site Map, Vista Landfill, Apopka, Florida 3
Figure 2-1. December 2011 Shallow Surficial Aquifer Water Level Map, Vista Landfill, Apopka, Florida 6
Figure 2-2. December 2011 Intermediate Surficial Aquifer Potentiometric Map, Vista Landfill, Apopka, Florida 7

List of Tables

Table No. **Page**

Table 2-1. Groundwater Elevation Measurements, Vista Landfill, Apopka, Florida 5
Table 3-1. Active Surficial Aquifer and Floridan Aquifer Groundwater Monitoring Wells at the Vista Landfill 9
Table 3-2. Existing Monitoring Well Locations and Construction Details, Vista Landfill, Apopka, Florida 10
Table 3-3. Summary of Groundwater Quality Analytical Results (Detected Parameters Only) Vista Landfill, December 2011 13
Table 3-4. Summary of Leachate Sampling Results 17

Appendices

A Laboratory Analytical Results and Field Forms
B Compact Disk Containing Report in .pdf Format and Adapt File

1 INTRODUCTION

SCS Engineers (SCS) prepared this semi-annual water quality monitoring report for the Vista Landfill (VLF) on behalf of Vista Landfill, Inc. (VLI). The VLF is located approximately two miles south of Apopka, Florida, at 242 West Keene Road. The VLF lies south of Keene Road, west of Old Apopka-Clarcona Road, and east of Lake Mitchell in Orange County Florida (Figure 1-1). The VLF is a Class III lined landfill with a leachate collection system. The bottom-liner system consists of three layers (from top to bottom): a 2-foot thick sand liner protective layer, a double-sided geocomposite drainage layer, and a 50-mil high density polyethylene (HDPE) geomembrane layer. Waste was initially placed in the landfill on November 17, 2008.

This report was prepared in accordance with Florida Department of Environmental Protection (FDEP) Permit/certification No. SC48-0165969-014, Condition 16, Monitoring Plan Implementation Schedule (MPIS), and Chapter 62-701.510(9)(a) Florida Administrative Code (FAC). Locations of monitoring sites are shown on Figure 1-2. The second semi-annual 2011 sampling data were obtained December 21 and 22, 2011. This report is being submitted within 60 days of receipt of the laboratory results. An electronic data deliverable (EDD) of the results in "ADaPT format" is attached as Appendix B. This EDD has been verified as uploadable into the latest version of ADaPT.

Water quality sampling and physical readings and measurements were performed by technical staff of Pro-Tech Environmental (Pro-Tech), Atlanta, Georgia. Water quality analyses were performed by TestAmerica Laboratories, Inc. (TestAmerica Denver), Denver, Colorado. Field work, sampling methodologies, data evaluation, and data Quality Assurance/Quality Control (QA/QC) were conducted in accordance with FAC Chapter 62-160 Standard Operating Procedures (DEP-SOP-001/01), the VLF MPIS, the VLF site permit, and the Pro-Tech sample team quality manual. Laboratory analyses were performed in accordance with Chapter 62-160, FAC DEP-SOP-001/01, the VLF MPIS, and the site permits. TestAmerica Denver is certified by the Florida Department of Health Environmental Laboratory Certification Program (DoH ELCP).

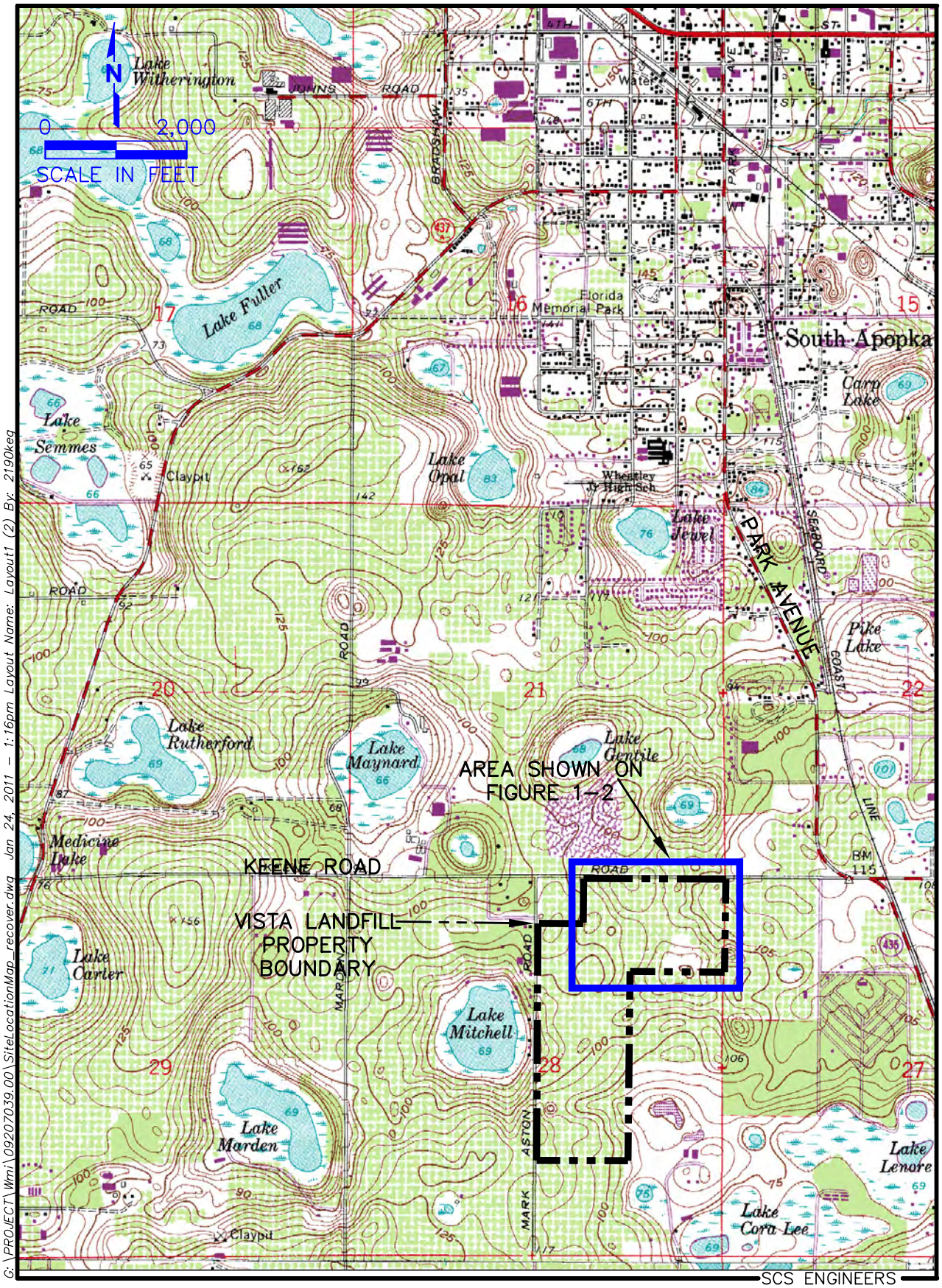

Figure 1-1. Site Location Map, Vista Landfill, Apopka, Florida.

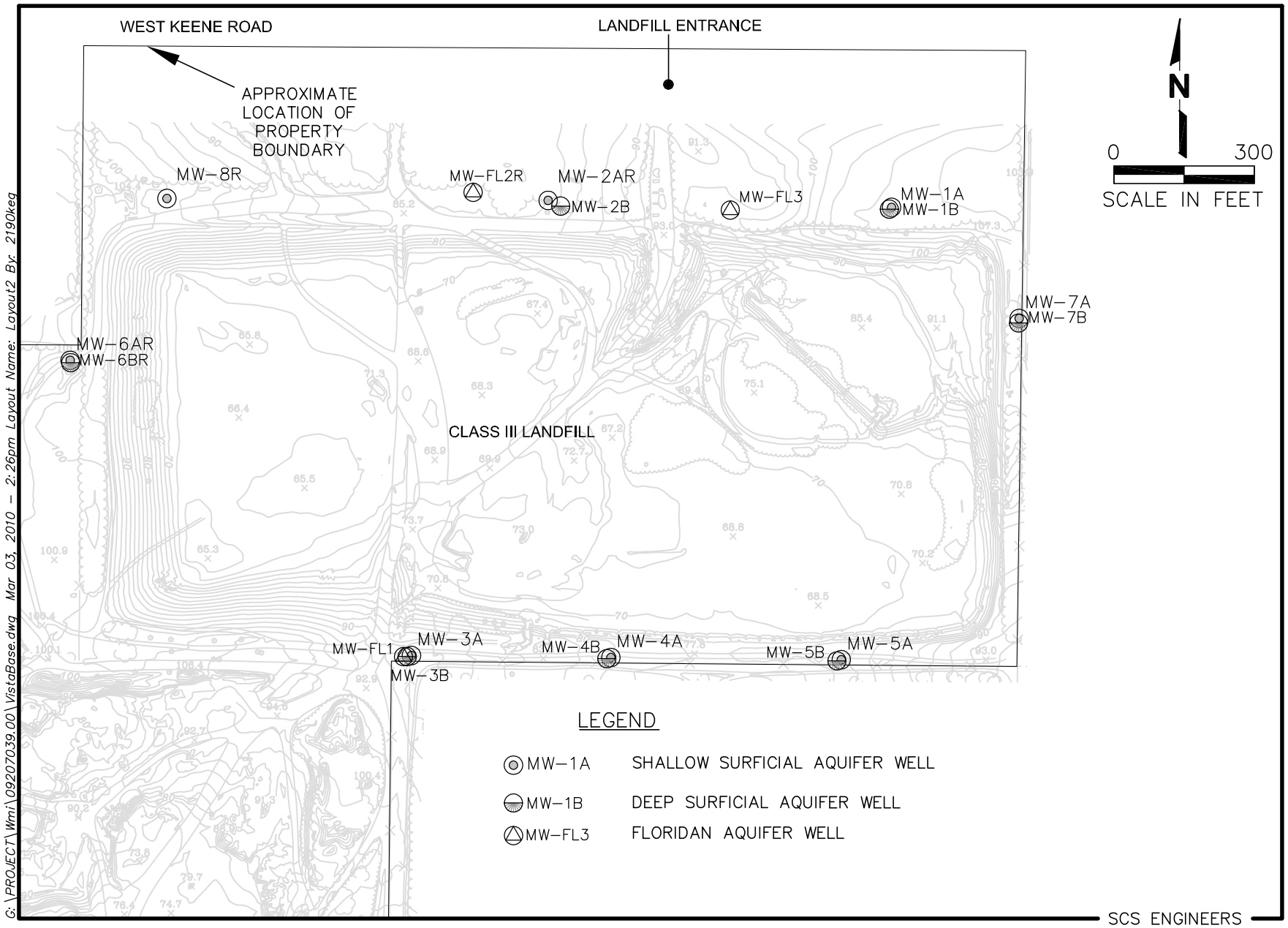

Figure 1-2. Site Map, Vista Landfill, Apopka, Florida.

2 GEOLOGIC AND HYDROGEOLOGIC CHARACTERISTICS

Figure 1-1 shows the topography of the VLF site and region prior to the site being developed as a borrow pit and then as a landfill. The topography indicates the site is located in a region that is internally drained.

Based on SCS' evaluation of VLF hydrogeologic data, the groundwater at VLF primarily occurs in the Hawthorn Group and the underlying Floridan aquifer. The "surficial aquifer" consists of the water-bearing permeable zones of the Hawthorn Group that overlay the Floridan aquifer. The groundwater flow direction of the lower Hawthorn Group tends to mimic the pre-construction topography of the VLF.

The Floridan aquifer underlies the surficial aquifer at the VLF and is separated from it by the clay units of the Hawthorn Group.[1] Karst features (e.g., sinkholes) developed historically in the sediments overlying the upper Floridan aquifer, resulting in the internal drainage characteristics of the region. As a result, runoff and surficial aquifer groundwater flow moves toward and into these karst features, often resulting in development of surface water bodies such as Lake Mitchell, which is located west of the VLF (Figure 1-1).

SEMI-ANNUAL GROUNDWATER FLOW ASSESSMENT

The groundwater flow assessment of the shallow and lower surficial aquifer was performed using the groundwater elevation data obtained on December 21, 2011. This groundwater flow assessment included collecting and compiling groundwater depth measurements, calculating groundwater elevations, and constructing site figures depicting groundwater contours and the estimated groundwater flow direction. Table 2-1 lists monitoring well numbers, measured depths to water, and calculated groundwater elevations. Water level maps generated for the shallow surficial aquifer and lower surficial aquifer are presented in Figures 2-1 and 2-2. These maps are generated using Surfer® Version 10, groundwater contouring computer program, with the interpretation verified by an SCS hydrogeologist.

Shallow Surficial Aquifer

The shallow surficial aquifer is defined here as the uppermost water-bearing zone of the undifferentiated sands and clayey sands that are part of the Hawthorn Group. A water level map of the shallow surficial aquifer was prepared from shallow surficial well data for the December 2011 sampling event and is provided on Figure 2-1.

[1] The Rust Environment and Infrastructure (RUST) August 1996 (Revised September 1998) report entitled "Keene Road Hydrogeologic Evaluation" Prepared for Waste Management Inc.

TABLE 2-1. GROUNDWATER ELEVATION MEASURMENTS, VISTA LANDFILL, APOPKA, FLORIDA.

Well No.	TOC Elevation (Feet NGVD)	Depth to Water (Feet Below Top of Casing)	December 21, 2011 Groundwater Elevation (Feet NGVD)
MW-1A	109.47	46.05	63.42
MW-1B	109.53	56.30	53.23
MW-2AR	87.22	36.11	51.11
MW-2B	88.46	38.84	49.62
MW-3A	92.87	42.68	50.19
MW-3B	93.06	42.85	50.21
MW-4A	82.04	31.99	50.05
MW-4B	83.18	32.13	51.05
MW-5A	81.86	31.08	50.78
MW-5B	81.27	31.56	49.71
MW-6AR	104.11	53.60	50.51
MW-6BR	103.99	53.63	50.36
MW-7A	109.26	44.61	64.65
MW-7B	109.13	57.44	51.69
MW-8R	99.60	47.10	52.50
MW-FL1	93.16	42.92	50.24
MW-FL2R	86.76	35.00	51.76
MW-FL3	97.49	47.55	49.94

Notes:

NGVD = National Geodetic Vertical Datum, 1929.

TOC = Top of Casing

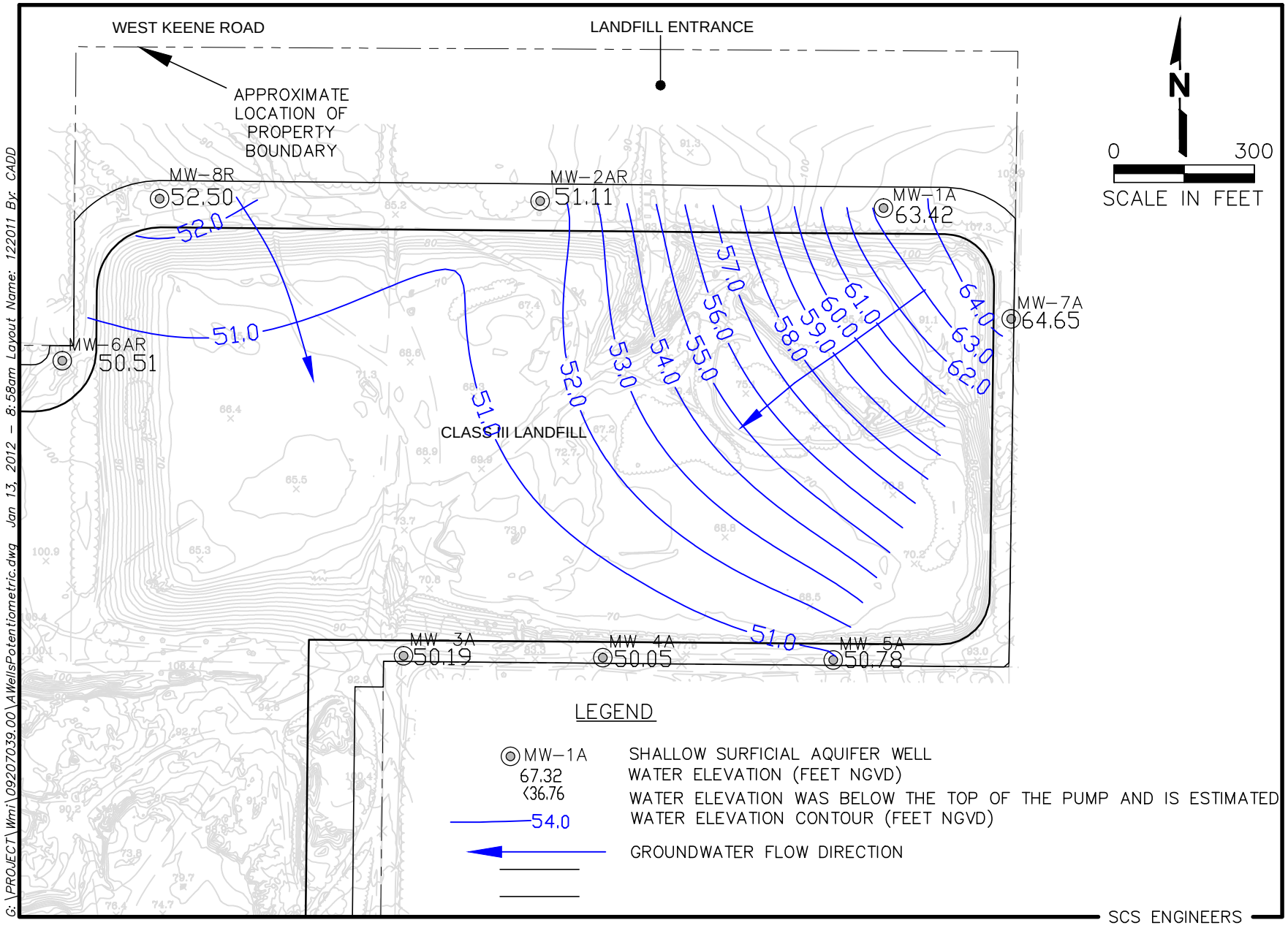

Figure 2–1. December 2011 Shallow Surficial Aquifer Water Level Map, Vista Landfill, Apopka, Florida.

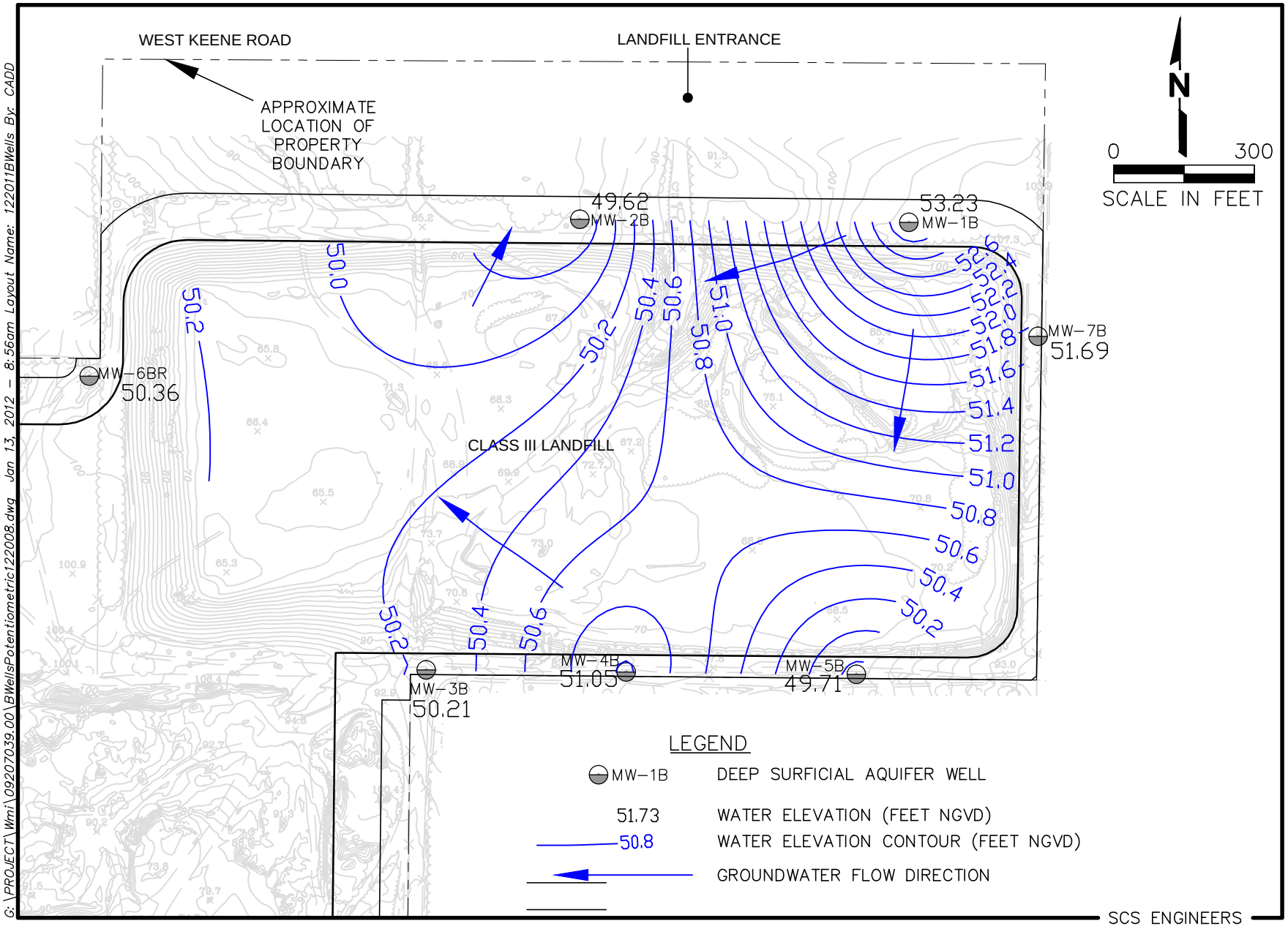

Figure 2–2. December 2011 Intermediate Surficial Aquifer Potentiometric Surface Map, Vista Landfill, Apopka, Florida.

Groundwater flow typically is expected to be perpendicular to the water level contours. Therefore, the approximate direction of groundwater flow in the shallow surficial aquifer is primarily to the southwest. A portion of the groundwater enters from the northwest section of the site and flows south. This groundwater flow configuration results from a combination of recharge from rainfall infiltration outside the bottom liner, interchange of groundwater with the underlying intermediate surficial aquifer, and lateral inflow to the shallow surficial aquifer from outside the VLF. The flow direction is consistent with previous flow assessments at the Vista Landfill.

Intermediate Surficial Aquifer

A potentiometric map of the intermediate surficial aquifer was prepared from intermediate surficial well data for the December 2011 sampling event (Figure 2-2). Groundwater flow within the intermediate surficial aquifer beneath the VLF apparently consists of multiple flow regimes, as indicated by the groundwater flow direction arrows on Figure 2-2. Groundwater entering from the site's western boundary flows northeast towards a slight low on the site's northern boundary. A portion of the groundwater enters near the northeast corner and moves to the south and southwest. A portion of the groundwater enters from the west boundary and probably flows toward the east and south. This groundwater flow configuration is a combination of interchange of groundwater with the overlying shallow surficial aquifer and lateral inflow to the intermediate surficial aquifer from outside the VLF. These flow directions are consistent with previous flow assessments at the Vista Landfill.

Floridan Aquifer

Due to the limited number of "FL" zone wells for the site (MW-FL2R is a deep surficial aquifer monitoring well), potentiometric maps were not prepared. Regional potentiometric maps for the Floridan aquifer indicate that flow in the aquifer at the VLF is towards the northeast. This is confirmed by the water levels observed at the VLF at Floridan aquifer groundwater monitoring wells MW-FL1 and MW-FL3 (see Table 2-1).

3 LANDFILL MONITORING PROGRAM

The semi-annual program consists of monitoring the surficial aquifer groundwater, Floridan aquifer groundwater, and leachate.

GROUNDWATER MONITORING PROGRAM

The surficial aquifer groundwater and Floridan aquifer groundwater currently are monitored at the site at 18 locations. The surficial aquifer is monitored in two zones: the shallow zone ("A" wells) and the intermediate zone ("B" wells). The Floridan aquifer is monitored by the "FL" wells, with the exception of MW-FL2R. Based on well logs and similar water levels to surficial aquifer intermediate zone wells, MW-FL2R appears to be installed in a deep portion of the surficial aquifer deep zone, possibly in a relict karst feature.

Well locations for each monitored zone are shown on Figure 1-2. The monitoring wells and respective aquifers for each monitored zone are listed in Table 3-1. The construction details for the 18 active monitoring wells comprising the monitoring system are included in Table 3-2.

Table 3-1. Active Surficial Aquifer and Floridan Aquifer Groundwater Monitoring Wells at the Vista Landfill

Surficial Aquifer Shallow Zone	Surficial Aquifer Intermediate Zone	Surficial Aquifer Deep Zone	Floridan Aquifer
Background Monitoring Wells			
MW-1A	MW-1B		
MW-2AR	MW-2B		
MW-6AR	MW-6BR		
MW-7A			
MW-8R			
Compliance Monitoring Wells			
MW-3A	MW-3B		MW-FL1
MW-4A	MW-4B		
MW-5A	MW-5B		
	MW-7B		
		MW-FL2R	
			MW-FL3

Note:
1. Wells listed on the same row are part of a cluster of wells.

The current permit requires semi-annual sampling of the background and compliance monitoring wells for the field and laboratory parameters listed below.

TABLE 3-2. EXISTING MONITORING LOCATIONS AND CONSTRUCTION DETAILS, VISTA LANDFILL, APOPKA, FLORIDA

WACS ID	Water Quality Monitoring Site ID	Date Installed	Date Abandoned	Well Type	Aquifer Monitored	Top of Casing Elevation (NGVD)	Total Well Depth (Feet BLS)	Outer Casing Diameter/ Depth	Well Diameter	Screen Slot Size	Screen Length (feet)	Top of Screen (Feet BLS)	Bottom of Screen (Feet BLS)	Top of Screen (Feet NGVD)	Bottom of Screen (Feet NGVD)	Northing (NAD 1983)	Easting (NAD 1983)	Latitude (NAD 1983)	Longitude (NAD 1983)
19335	MW-1A[1]	4/20/2004	NA	BG	Shallow Surficial	109.47	69	NA	2	0.006	20	49	69	57	37	1565469.28	492550.11	28° 38' 21.30"	81° 30' 36.28"
19336	MW-1B	4/20/2004	NA	BG	Intermediate Surficial	109.53	96	NA	2	0.010	10	86	96	20	10	1565465.40	492545.32	28° 38' 21.27"	81° 30' 36.33"
ND	MW-2A	ND	1/15/2007	BG	Shallow Surficial	ND	ND	NA	ND	ND	ND	ND	ND	ND	ND	ND	ND	ND	ND
19337	MW-2AR	1/23/2007	NA	BG	Shallow Surficial	87.22	39.94	NA	2	0.006	10	29.44	39.44	59.91	49.91	1565481.98	491815.07	28° 38' 21.40"	81° 30' 44.53"
19338	MW-2B	4/22/2004	NA	BG	Intermediate Surficial	88.46	73	NA	2	0.006	10	63	73	20	10	1565471.82	491843.09	28° 38' 21.30"	81° 30' 44.21"
19339	MW-3A	4/13/2004	NA	CO	Shallow Surficial	92.87	56	NA	2	0.006	30	36	56	57	37	1564509.87	491522.95	28° 38' 11.76"	81° 30' 47.76"
19340	MW-3B	4/13/2004	NA	CO	Intermediate Surficial	93.06	83	NA	2	0.010	10	73	83	20	10	1564509.53	491514.75	28° 38' 11.76"	81° 30' 47.85"
19341	MW-4A	4/14/2004	NA	CO	Shallow Surficial	82.04	42	NA	2	0.006	20	22	42	57	37	1564505.59	491949.09	28° 38' 11.74"	81° 30' 42.98"
19342	MW-4B	4/14/2004	NA	CO	Intermediate Surficial	83.18	69	NA	2	0.006	10	59	69	20	10	1564505.16	491941.64	28° 38' 11.73"	81° 30' 43.06"
19343	MW-5A	4/14/2004	NA	CO	Shallow Surficial	81.86	40	NA	2	0.006	20	20	40	57	37	1564500.86	492441.55	28° 38' 11.71"	81° 30' 37.45"
19344	MW-5B	4/14/2004	NA	CO	Intermediate Surficial	81.27	67	NA	2	0.006	10	57	67	20	10	1564500.47	492433.39	28° 38' 11.71"	81° 30' 37.54"
ND	MW-6A	4/15/2004	1/12/2007	BG	Shallow Surficial	101.94	61	NA	2	0.010	20	41	61	57	37	ND	ND	ND	ND
19345	MW-6AR	1/30/2007	NA	BG	Shallow Surficial	104.11	69.37	NA	2	0.010	20	48.87	68.87	52.27	32.27	1565140.42	490793.55	28° 38' 17.97"	81° 30' 55.98"
ND	MW-6B	4/15/2004	1/12/2007	BG	Intermediate Surficial	101.98	88	NA	2	0.010	10	78	88	20	10	ND	ND	ND	ND
19346	MW-6BR	1/30/2007	NA	BG	Intermediate Surficial	103.99	88.58	NA	2	0.010	10	78.08	88.08	22.98	12.98	1565137.25	490795.56	28° 38' 17.94"	81° 30' 55.95"
19347	MW-7A	4/20/2004	NA	BG	Shallow Surficial	109.26	69	NA	2	0.006	20	49	69	57	37	1565230.04	492821.74	28° 38' 18.95"	81° 30' 33.22"
19348	MW-7B	4/19/2004	NA	CO	Intermediate Surficial	109.13	96	NA	2	0.01	10	86	96	20	10	1565222.30	492821.61	28° 38' 18.87"	81° 30' 33.22"
ND	MW-8	4/23/2004	1/12/2007	BG	Shallow Surficial	99.7	60	NA	2	0.006	10	50	60	47	37	ND	ND	ND	ND
19868	MW-8R	1/25/2007	NA	BG	Shallow Surficial	99.6	72.12	NA	2	0.006	10	61.62	71.72	35.05	25.05	1565489.06	490997.80	28° 38' 21.43"	81° 30' 53.70"
19879	MW-FL1	4/13/2004	NA	CO	Floridan	93.16	125	NA	2	0.010	10	115	125	-45	-35	1564509.43	491507.05	28° 38' 11.76"	81° 30' 47.94"
ND	MW-FL2	4/22/2004	1/15/2007	CO	Floridan	87.4	130	NA	2	0.006	10	120	130	-45	-35	ND	ND	ND	ND
19880	MW-FL2R	1/29/2007	NA	CO	Deep Surficial	86.76	129.95	6"/0' to 80'	2	0.006	10	119.45	129.45	-45.54	-35.54	1565501.29	491655.91	28° 38' 21.58"	81° 30' 46.32"
19881	MW-FL3	4/21/2004	NA	CO	Floridan	97.49	140	NA	2	0.010	10	130	140	-45	-35	1565463.35	492205.45	28° 38' 21.23"	81° 30' 40.15"
22828	L-1	NA	NA	CO	Leachate	NA	NA	NA	NA	NA	NA	NA	NA	NA	NA	ND	ND	ND	ND

Notes:
1. Survey Information was obtained from the May 25, 2007 Geosyntec Consultants Environmental Monitoring Location Map.
2. Well construction information obtained from the July 2004, Collinas Group, Inc., Groundwater Monitoring Well Installation Report, Buttrey Landfill Parcel.
3. Well construction information obtained from the March 15, 2007, Professional Service Industries, Inc., Monitoring Well Completion and Well Abandonment Report.
4. NGVD = National Geodetic Vertical Datum of 1929.
5. NAD 1983 = North American Datum of 1983.
6. WACS = State Water Assurance Compliance System.
7. BLS = Below Landsurface.
8. NA = Not Applicaple.
9. BG = Background.
10. CO = Compliance.
11. ND = Data not available.
12. OT = Other.
13. ID = Identification.

Field Parameters

- Static water level before purging
- Specific conductivity
- pH
- Dissolved oxygen
- Turbidity
- Temperature
- Color and sheens by observation

Laboratory Parameters

- Total ammonia-nitrogen
- Chlorides
- Iron
- Mercury
- Nitrate
- Sodium
- Total dissolved solids (TDS)
- Parameters listed in 40 CFR (Code of Federal Regulations) Part 258, Appendix I

Additional Parameters

During the initial background monitoring event prior to the placement of waste, some parameters exceeded the Primary Drinking Water Standards (PDWS) or Secondary Drinking Water Standards (SDWS). These included the following parameters which were added to the semi-annual monitoring:

- Aluminum
- Manganese

Semi-annual reporting of the results of groundwater sampling is performed in accordance with the VLF MPIS.

LEACHATE MONITORING PROGRAM

Leachate currently is monitored at the site at the leachate storage tank (L-1). The current permit requires annual (December) sampling of L-1 for the field and laboratory parameters listed below.

Field Parameters

- Specific conductivity
- pH
- Dissolved oxygen
- Turbidity

- Temperature
- Color and sheens by observation

Laboratory Parameters

- Total ammonia-nitrogen
- Total Alkalinity (as mg/L $CaCO_3$)
- Chlorides
- Iron
- Mercury
- Nitrate
- Sodium
- Total dissolved solids (TDS)
- Biochemical Oxygen Demand (BOD5)
- Chemical Oxygen Demand (COD)
- Parameters listed in 40 CFR (Code of Federal Regulations) Part 258, Appendix II

SEMI-ANNUAL GROUNDWATER MONITORING EVENT

Appendix A includes the laboratory analytical data and field forms. Table 3-3 lists groundwater quality detections and exceedances. Exceedances are concentrations in excess of primary or secondary drinking water standards. In accordance with the VLF MPIS, groundwater results also were compared to groundwater cleanup target levels (GCTL) listed in Chapter 62-777, FAC., as a screening tool to evaluate groundwater quality.

Metals Exceedances

Metals with concentrations in excess of applicable groundwater standards or GCTLs in select wells include:

- Aluminum
- Iron

These exceedances are discussed below and are based on Table 3-3. Again, aluminum and iron were present in groundwater at the VLF in excess of their respective SDWS concentrations prior to waste placement.

Aluminum

The FDEP Secondary Drinking Water Standard (SDWS) of 200 micrograms per liter (µg/L) for aluminum was exceeded at background wells MW-2AR (1,300 µg/L), MW-2B (940 µg/L), MW-6AR (470 µg/L), and MW-6BR (670 µg/L), and at compliance wells MW-3A (430 µg/L), MW-3B (430 µg/L), MW-5B (1,400 µg/L), MW-7B (460 µg/L), MW-FL1 (400 µg/L), MW-FL2R (2,300 µg/L), and MW-FL3 (500 µg/L).

Table 3-3. Summary of Groundwater Quality Analytical Results (Detected Parameters Only)
Vista Landfill, December 2011

Parameter	Standard	MCL	Units	MW-1A	MW-1B	MW-2AR	MW-2B	MW-3A	MW-3B	MW-4A	MW-4B	MW-5A	MW-5B	MW-6AR	MW-6BR	MW-7A	MW-7B	MW-8R	MW-FL1	MW-FL2R	MW-FL3
				Background	Background	Background	Background	Compliance	Compliance	Compliance	Compliance	Compliance	Compliance	Background	Background	Background	Compliance	Background	Compliance	Compliance	Compliance
Volatile Organic Compounds																					
Acetone	GCTL	6300	ug/L	4.4 I	2.5 I	2.7 I	4.8 I	1.9 U	1.9 U	1.9 U	1.9 U	4.7 I	1.9 U	3.5 I	2.4 I	3.1 I	4.5 I	1.9 U	1.9 U	3.9 I	3.7 I
Chloroform	GCTL	70	ug/L	0.16 I	0.16 U	0.16 U	0.16 U	0.16 U	0.16 U	0.16 U	0.16 U	0.16 U	0.16 U	0.16 U	0.58 I	0.16 U	0.16 U	0.16 U	0.16 U	0.16 U	0.16 U
Methylene Chloride	PDWS	5	ug/L	0.6 IV	0.6 IV	0.6 IV	0.6 IV	0.32 U	0.32 U	0.32 U	0.32 U	0.58 IV	0.56 IV	0.55 IV	0.57 IV	0.57 IV	0.6 IV	0.62 IV	0.32 U	0.58 IV	0.59 IV
Metals																					
Aluminum	SDWS	200	ug/L	190	18 U	1300	940	430	430	60 I	79 I	140	1400	470	670	18 U	460	110	400	2300	500
Antimony	PDWS	6	ug/L	0.2 U	0.2 U	0.2 U	0.2 U	0.2 U	0.2 U	0.2 U	0.2 U	0.2 U	0.2 U	0.2 U	0.2 U	0.2 U	0.2 U	0.43 I	0.2 U	0.7 I	0.28 I
Arsenic	PDWS	10	ug/L	0.33 U	3 I	0.33 U	0.36 I	0.33 U	0.33 U	0.33 U	0.33 U	0.33 U	6.6	0.33 U	1 I	0.33 U	1.1 I	0.73 I	0.42 I	2.1 I	0.67 I
Barium	PDWS	2000	ug/L	20	7.6 I	13	11	36	77	20	12	44	16	20	11	13	4.8 I	11	39	19	28
Beryllium	PDWS	4	ug/L	0.08 U	0.08 U	0.08 U	0.08 U	0.08 U	0.08 U	0.12 I	0.08 U	0.08 U	0.08 U	0.08 U	0.08 U	0.08 U	0.08 U	0.08 U	0.08 U	0.08 U	0.08 U
Cadmium	PDWS	5	ug/L	0.45 U	0.45 U	0.45 U	0.45 U	0.48 I	0.45 U	0.45 U	0.45 U	0.45 U	0.45 U	0.48 I	0.45 U	0.45 U	0.45 U	0.45 U	0.45 U	0.45 U	0.45 U
Chromium	PDWS	100	ug/L	1.3 I	0.66 U	2.1 I	2.3 I	2.9 I	1.7 I	0.66 U	0.66 U	1.7 I	2.3 I	2.7 I	19	0.76 I	1.4 I	1.4 I	2.4 I	15	1.4 I
Cobalt	GCTL	140	ug/L	1.2 I	1.2 U	1.2 U	1.2 U	1.2 U	1.2 U	1.2 U	1.2 U	1.2 U	1.2 U	1.2 U	1.2 U	1.2 U	1.2 U	1.2 U	1.2 U	1.2 U	1.2 U
Copper	SDWS	1000	ug/L	1.9 I	1.4 U	1.4 U	1.4 U	6.4 IV	5.9 IV	5.9 IV	5.8 IV	1.4 U	1.4 U	1.4 U	1.4 U	1.4 U	1.4 U	1.5 I	6.3 IV	1.9 I	1.9 I
Iron	SDWS	300	ug/L	110	22 U	260	290	450	280	83 I	190	33 I	430	250	630	22 U	220	86 I	300	320	290
Manganese	SDWS	50	ug/L	2.4 I	0.54 I	3.6 I	3.1 I	2.4 I	7.3 I	28	9.3 I	5.2 I	6.6 I	17	50	0.25 U	2.2 I	0.53 I	22	2.1 I	38
Mercury	PDWS	2	ug/L	0.031 IV	0.032 IV	0.033 IV	0.03 IV	0.032 IV	0.031 IV	0.032 IV	0.033 IV	0.039 IV	0.035 IV	0.092 IV	0.032 IV	0.032 IV	0.029 IV	0.033 IV	0.033 IV	0.033 IV	0.036 IV
Nickel	PDWS	100	ug/L	4.3 I	1.5 I	1.3 U	1.3 U	1.3 U	1.3 U	3.3 I	2.2 I	1.3 U	1.3 U	1.7 I	3 I	1.8 I	1.3 U	1.3 U	2 I	1.3 U	1.3 I
Sodium	PDWS	160	mg/L	7.3	4.8	3.1	4.6	2.8 V	2.1 V	1.2 V	1.3 V	2.3	3.8	11	7.9	5.9	6.3	19	7.3 V	1.8	5.1
Thallium	PDWS	2	ug/L	0.046 I	0.033 U	0.033 U	0.033 U	0.041 I	0.066 I	0.033 U	0.033 U	0.033 I	0.087 I	0.05 I	0.17 I	0.08 I	0.033 U	0.041 I	0.13 I	0.033 U	0.087 I
Vanadium	GCTL	49	ug/L	1.1 I	1.1 U	1.1 U	2.9 I	1.5 I	2.1 I	1.1 U	1.1 U	1.1 U	2.7 I	2 I	5.6 I	1.1 U	1.1 U	2.1 I	2.4 I	17	1.3 I
Zinc	SDWS	5000	ug/L	4.5 I	4.5 U	5.2 I	4.5 U	5.5 I	6.6 I	300	5.8 I	7.3 I	4.6 I	6.2 I	5.9 I	4.5 U	4.5 U	4.5 U	5.4 I	4.5 I	14 I
General Chemistry																					
Ammonia as N	GCTL	2.8	mg/L	0.022 U	0.022 U	0.022 U	0.022 U	0.03 I	0.025 I	0.022 U	0.022 I	0.022 U	0.022 U	0.022 U	0.022 U	0.022 U	0.022 U	0.022 U	0.024 I	0.022 U	0.022 U
Chloride	SDWS	250	mg/L	13	6.6	4.1	5.3	3.5	2.9 I	1.8 I	2.4 I	2.8 I	7.7	17	21	11	4	3.9	15	7	9.4
Nitrate (as N)	PDWS	10	mg/L	11	0.042 U	1.1	0.57	2.7	2.9	2.5	2.5	2.1	0.51	13	3.5	13	0.042 U	1.8	1.3	0.47 I	0.042 U
Total Alkalinity	NS	NS	mg/L	110 V	75 V	1.7 I	62	16 V	53 V	1.1 U	1.9 IV	2.5 IV	86 V	24 V	110 V	72 V	71 V	94	120 V	77 V	130 V
Total Dissolved Solids	SDWS	500	mg/L	220	88	19	74	59	83	50	37	41	110	130	160	180	75	110	160	140	130
Field Parameters																					
Conductivity	NS	NS	umhos/cm	342	165	34	144	82	121	59	41	59	200	203	255	280	143	184	243	247	186
Dissolved Oxygen	NS	NS	mg/L	1.4	0.4	0.7	0.2	6	5.5	0.8	0.5	4.8	0.0	6.4	2.6	1.4	1.4	2.7	1.4	3.4	0.0
Dissolved Oxygen	MPIS	20	% Sat.	16.01	4.57	8.47	2.38	72.62	66.57	9.68	6.05	59.17	0.0	76.03	31.47	16.63	16.32	32.68	16.63	41.15	0.0
Field pH	SDWS	6.5-8.5	SU	6.79	7.15	4.84	8	5.24	5.57	4.98	5.34	3.83	7.16	4.66	7.26	7.12	6.61	6.76	6.54	10.15	7.11
Field Temperature	NS	NS	Degrees C	21.8	22.1	24.8	24.5	25	24.6	25.3	24.9	26.5	25.9	24.5	25	23.8	23.3	24.6	24.2	24.7	22.7
Turbidity	NS	NS	NTU	0.09	2.14	12.49	10.94	1.65	8.04	1.42	1.26	9.47	8.71	0.91	3.86	0.29	10.2	6.22	18.6	4.15	10.9

NOTES:
1. PDWS = Primary Drinking Water Standard (62-550 F.A.C.)
2. SDWS = Secondary Drinking Water Standard (62-550 F.A.C.)
3. GCTL = Groundwater Clean-up Target Level (62-777 F.A.C.)
4. MPIS = Monitoring Plan Implementation Schedule
5. NS = No numeric standard has been set for this analyte.
6. mg/L = milligrams per liter
7. ug/L= micrograms per liter
8. NTU = nephelometric turbidity units
9. Yellow shaded values indicate parameter concentrations exceeded primary or secondary Drinking Water Standards, or groundwater cleanup target levels.
10. deg C = Degrees Celcius
11. STD = Standard
12. umhos/cm = micromhos per centimeter
13. pCi/L = picocuries per liter
14. U = Analyte concentration was below the laboratory detection limit (value shown).
15. I = Analyte concentration was between the laboratory detection limit and laboratory practical.
16. V = Analyte was detected in the sample and an associated method blank.
17. Calculated from http://www.fivecreeks.org/monitor/do.html.

The concentrations of aluminum in several background wells are significantly above the FDEP SDWS, indicating that aluminum concentrations are naturally elevated in this area and do not appear to be related to the landfill operations.

The concentrations detected at background monitoring well MW-2AR, MW-2B, MW-6AR, and MW-6BR, and at compliance wells MW-3A, MW-3B, MW-5B, MW-7B, MW-FL1, MW-FL2R, and MW-FL3 are consistent with the monitoring event data for the VLF collected prior to waste placement.

Iron

The concentration of iron in the groundwater at VLF ranged from non-detected to 630 μg/L during the December 2011 semi-annual sampling. The FDEP SDWS of 300 μg/L for iron was exceeded at background well MW-6BR (630 μg/L), and at compliance wells MW-3A (450 μg/L), MW-5B (430 μg/L), and MW-FL2R (320 μg/L).

Iron was detected above the SDWS for the first time in MW-FL2R. The concentration was slightly over the SDWS. With the exception of MW-FL2R, the iron concentrations observed are consistent with historical data for VLF collected prior to waste placement. Iron is naturally found at elevated concentrations in Florida groundwater (Florida Geological Survey Special Publication No. 34, 1992).

Inorganic Parameters Exceedances and Trends

Nitrate and pH concentrations at specific wells exceeded their applicable PDWS and SDWS, respectively. These parameters are discussed below.

Nitrate

The FDEP PDWS of 10 mg/L for nitrate was exceeded slightly at background wells MW-1A (11 mg/L), MW-6AR (13 mg/L) and MW-7A (13 mg/L) and not exceeded in the compliance wells. These results were consistent with recent nitrate values obtained from these wells.

No exceedances of nitrate occurred at other monitoring wells. The exceedances at MW-1A, MW-6AR, and MW-7A are not due to the landfill. These wells are located hydraulically up gradient and, in the case of MW-7A, nitrate was detected in previous monitoring events prior to the placement of waste. Nitrate exceedances may be related to Rapid Infiltration Basin (RIB) Facilities, which have been previously documented as potential sources for nitrates.[2]

pH

The pH was below the SDWS range of 6.5 to 8.5 units in background monitoring wells MW-2AR (4.84 units), and MW-6AR (4.66 units) and compliance wells MW-3A (5.24 units), MW-

[2] Special Publication SJ2006-SP3, *Estimates Of Upper Floridan Aquifer Recharge Augmentation Based On Hydraulic And Water-Quality Data (1986-2002) From The Water Conserv II RIB Systems, Orange County, Florida* (http://sjr.state.fl.us/programs/outreach/pubs/techpubs/pdfs/SP/SJ2006-SP3.pdf)

3B (5.57 units), MW-4A (4.98 units), MW-4B (5.34 units), and MW-5A (3.83 units). Low groundwater pH in this region is the result of low pH in precipitation, rapid recharge, and little buffering capacity of the surficial sands. The pH levels observed at VLI are characteristic of the ground water in this region of Florida.

The pH was above the SDWS range of 6.5 to 8.5 units in monitoring well MW-FL2R (10.15 units). The high pH indicates the potential presence of grout in the sand pack that may be due to well construction or related to the abandonment of MW-FL2. However, the groundwater analytical data show that the problem only affects the pH, and that the overall geochemistry is similar to the other wells. Therefore, this well is suitable as a compliance well with the understanding that the pH may be elevated and is considered an artifact of well construction.

Organic Parameters Exceedances and Trends

Organic parameters were not detected above their respective PDWS, SDWS, and GCTLs.

Other Volatile Organic Compound Detections

There were low level volatile organic compound (VOC) detections below FDEP water quality standards. Acetone was detected at estimated concentrations below the GCTL (6300 μg/L) at monitoring wells MW-1A (4.4 **I** μg/L), MW-1B (2.5 **I** μg/L), MW-2AR (2.7 **I** μg/L), MW-2B (4.8 **I** μg/L), MW-5A (4.7 **I** μg/L), MW-6AR (3.5 **I** μg/L), MW-6BR (2.4 **I** μg/L), MW-7A (3.1 **I** μg/L), MW-7B (4.5 **I** μg/L), FL-2R (3.9 **I** μg/L), and FL-3 (3.7 **I** μg/L). Chloroform was detected at a concentrations below the GCTL (70 μg/L) at background monitoring wells MW-1A (0.16 **I** μg/L) and MW-6BR (0.58 **I** μg/L). Methylene chloride was detected at concentrations below the PDWS (5 μg/L) at monitoring wells MW-1A (0.6 **IV** μg/L), MW-1B (0.6 **IV** μg/L), MW-2AR (0.6 **IV** μg/L), MW-2B (0.6 **IV** μg/L), MW-5A (0.58 **IV** μg/L), MW-5B (0.56 **IV** μg/L), MW-6AR (0.55 **IV** μg/L), MW-6BR (0.57 **IV** μg/L), MW-7A (0.57 **IV** μg/L), MW-7B (0.6 **IV** μg/L), MW-8R (0.62 **IV** μg/L), MW-FL2R (0.58 **IV** μg/L), and MW-FL3 (0.59 **IV** μg/L). These detections will be verified and further considered during the next scheduled sampling event.

Dissolved Oxygen

Dissolved oxygen values (calculated from field measurements) were above the VLF MPIS limit of not greater than 20 percent oxygen saturation at background monitoring wells MW-6AR (76.03%), MW-6BR (31.47%), and MW-8R (32.68%), and at compliance monitoring wells MW-3A (72.62%), MW-3B (66.57%), MW-5A (59.17%), and MW-FL2R (41.15%).

Monitoring wells were purged and sampled with a bladder pump at a low flow rate as indicated by their relative gpm pumping rates as follows: MW-1A (0.26 gallons per minute (gpm)), MW-1B (0.25 gpm), MW-2B (0.29 gpm), MW-2AR (0.13 gpm), MW-3A (0.17 gpm), MW-3B (0.23 gpm), MW-4A (0.15 gpm), MW-4B (0.29 gpm), MW-5A (0.15 gpm), MW-5B (0.22 gpm), MW-6AR (0.16 gpm), MW-6BR (0.24 gpm), MW-7A (0.17 gpm), MW-7B (0.18 gpm), MW-FL1 (0.24 gpm), MW-FL2R (0.24 gpm), and MW-FL3 (0.26 gpm). Monitoring well MW-8R was

purged and sampled with a submersible pump at a low flow (approximately 0.18 gpm). During the stabilization readings dissolved oxygen concentration remained relatively steady.

ANNUAL LEACHATE MONITORING EVENT

Appendix A includes the laboratory analytical data and field forms. Table 3-4 lists leachate quality detections and exceedances. Exceedances are concentrations in excess of the toxicity characteristics listed in Title 40 Code of Federal Regulations (CFR) Part 261.24.

Results of the laboratory analysis of the leachate sample L-1 did not indicate detections in excess of toxicity characteristics listed in Title 40 CFR Part 261.24.

Table 3-4 Summary of Leachate Sampling Results (Detected Parameters Only)
Vista Landfill, December 2011

Parameter	MCL	Units	L-1
Volatile Organics			
1,2-Dichloroethane	500	ug/L	1.2
1,4-Dichlorobenzene	7500	ug/L	0.43 **I**
2-Butanone (MEK)	NS	ug/L	28
3-Methylphenol & 4-Methylphenol	NS	ug/L	0.83 **I**
Acetone	NS	ug/L	42 **V**
Benzene	500	ug/L	1.3
Carbon disulfide	NS	ug/L	0.68 **I**
cis-1,2-Dichloroethene	NS	ug/L	0.32 **I**
Ethylbenzene	NS	ug/L	0.2 **I**
Methylene Chloride	NS	ug/L	0.93 **IV**
Toluene	NS	ug/L	0.46 **I**
Xylenes (total)	NS	ug/L	3.7
Semi-Volatile Organics			
Acetophenone	NS	ug/L	1.7 **I**
Diethyl phthalate	NS	ug/L	1.5 **I**
Pesticides			
gamma-BHC (Lindane)	NS	ug/L	0.043 **I**
Metals			
Antimony	NS	ug/L	0.44 **I**
Arsenic	5000	ug/L	7
Barium	100000	ug/L	90
Chromium	5000	ug/L	2.9 **I**
Copper	NS	ug/L	31
Iron	NS	ug/L	5900
Mercury	200	ug/L	0.035 **IV**
Nickel	NS	ug/L	3.7 **I**
Sodium	NS	mg/L	240
Thallium	NS	ug/L	0.051 **I**
Vanadium	NS	ug/L	2.3 **I**
Zinc	NS	ug/L	27
General Chemistry			
Ammonia as N	NS	mg/L	50
Biochemical Oxygen Demand	NS	mg/L	11 **I**
Chemical Oxygen Demand (COD)	NS	mg/L	280
Chloride	NS	mg/L	320
Total Alkalinity	NS	mg/L	910 **V**
Total Dissolved Solids	NS	mg/L	1400
Field Parameters			
Conductivity	NS	umhos/cm	2639
Dissolved Oxygen	NS	mg/L	0.2
Field pH	NS	SU	6.89
Field Temperature	NS	Degrees C	30.2
Turbidity	NS	NTU	73.36

NOTES:
1. MCL = Maximum Contaminant Level according to EPA Toxicity Standards, Titl
2. mg/L = milligrams per liter
3. ug/L= micrograms per liter
4. NTU = nephelometric turbidity units
5. deg C = Degrees Celcius
6. mV = millivolts
7. Std = standard units
8. umhos/cm = micromhos per centimeter
9. I = Analyte concentration was between the laboratory detection limit and lab

4 SUMMARY

The groundwater flow assessment shows that shallow surficial aquifer groundwater in the vicinity of the site flows toward the southwest corner of the landfill. The groundwater flow direction in the intermediate surficial aquifer is variable with groundwater flowing into the site from the northeast corner and western boundary and moves to the south southwest. Regional potentiometric maps for the Floridan aquifer indicate that flow is towards the northeast and is confirmed by the data from the Floridan aquifer monitoring wells.

Aluminum concentrations were detected above the SDWS in select monitoring wells and are related to background concentrations. The detected concentrations are generally consistent with historical data.

Iron concentrations were detected above the SDWS in select monitoring wells and are related to background concentrations. The SDWS for iron was exceeded for the first time at monitoring well MW-FL2R. The iron concentration at MW-FL2R was only slightly over the SDWS and the exceedance is likely the result of naturally elevated levels of iron in Florida groundwater. The detected concentrations are consistent with historical data.

Nitrate and pH exceeded the applicable PDWS and SDWS in select monitoring wells. Nitrate was observed slightly above the PDWS at three background monitoring wells (MW-1A, MW-6AR and MW-7A), and, consequently, is attributed to background conditions, possibly associated with local RIB facilities. The pH detections in select monitoring wells were attributed to Florida's ambient groundwater quality characteristics due to low pH rainfall, rapid recharge, and the limited buffering capability of Florida's sandy soils. The elevated level of pH in monitoring well MW-FL2R is considered an artifact of well construction.

Dissolved oxygen values (field measurement) were above the VLF MPIS limit of not greater than 20% oxygen saturation in the groundwater at background monitoring wells MW-6AR, MW-6BR, and MW-8R, and at compliance monitoring wells MW-3A, MW-3B, MW-5A, and MW-FL2R. These measurements were collected using low flow techniques and are considered to be a natural characteristic of the aquifer system at these wells; however, some of the values are higher than historical measurements.

Leachate samples did not exceed the toxicity characteristics listed in Title 40 Code of Federal Regulations (CFR) Part 261.24 for any parameters.

APPENDIX A

LABORATORY ANALYTICAL RESULTS AND FIELD FORMS

TestAmerica

THE LEADER IN ENVIRONMENTAL TESTING

ANALYTICAL REPORT

TestAmerica Laboratories, Inc.
TestAmerica Denver
4955 Yarrow Street
Arvada, CO 80002
Tel: (303)736-0100

TestAmerica Job ID: 280-24081-1
Client Project/Site: FL26|Vista
Sampling Event: Annual GW Dec
Annual Leachate

For:
Waste Management
Keene Road Landfill
242 West Keene Road
Apopka, Florida 32703

Attn: Mr. Paul Bermillo

Authorized for release by:
1/10/2012 12:46:53 PM
Stephanie Sanders
Project Mgmt. Assistant
stephanie.sanders@testamericainc.com

Designee for

Danielle Harrington
Project Manager I
danielle.harrington@testamericainc.com

LINKS

Review your project results through TotalAccess

Have a Question? Ask The Expert

Visit us at: www.testamericainc.com

The test results in this report meet all 2003 NELAC and 2009 TNI requirements for accredited parameters, exceptions are noted in this report. This report may not be reproduced except in full, and with written approval from the laboratory. For questions please contact the Project Manager at the e-mail address or telephone number listed on this page.

This report has been electronically signed and authorized by the signatory. Electronic signature is intended to be the legally binding equivalent of a traditionally handwritten signature.

Results relate only to the items tested and the sample(s) as received by the laboratory.

Table of Contents

Cover Page 1
Table of Contents 2
Definitions/Glossary 3
Case Narrative 4
Detection Summary 6
Method Summary 17
Sample Summary 18
Client Sample Results 19
Surrogate Summary 78
QC Sample Results 82
QC Association Summary 125
Lab Chronicle 139
Subcontract Data 150
Chain of Custody 191
Receipt Checklists 284

Qualifiers

GC/MS VOA

Qualifier	Qualifier Description
U	Indicates that the compound was analyzed for but not detected.
J3	Estimated value; value may not be accurate. Spike recovery or RPD outside of criteria.
I	The reported value is between the laboratory method detection limit and the laboratory practical quantitation limit.
V	Indicates the analyte was detected in both the sample and the associated method blank.

GC/MS Semi VOA

Qualifier	Qualifier Description
U	Indicates that the compound was analyzed for but not detected.
I	The reported value is between the laboratory method detection limit and the laboratory practical quantitation limit.

GC Semi VOA

Qualifier	Qualifier Description
U	Indicates that the compound was analyzed for but not detected.
D1	Surrogate or matrix spike recoveries were not obtained because the extract was diluted for analysis
I	The reported value is between the laboratory method detection limit and the laboratory practical quantitation limit.

Metals

Qualifier	Qualifier Description
J3	Estimated value; value may not be accurate. Spike recovery or RPD outside of criteria.
U	Indicates that the compound was analyzed for but not detected.
I	The reported value is between the laboratory method detection limit and the laboratory practical quantitation limit.
V	Indicates the analyte was detected in both the sample and the associated method blank.

General Chemistry

Qualifier	Qualifier Description
J3	Estimated value; value may not be accurate. Spike recovery or RPD outside of criteria.
I	The reported value is between the laboratory method detection limit and the laboratory practical quantitation limit.
U	Indicates that the compound was analyzed for but not detected.
V	Indicates the analyte was detected in both the sample and the associated method blank.

Glossary

Abbreviation	These commonly used abbreviations may or may not be present in this report.
☼	Listed under the "D" column to designate that the result is reported on a dry weight basis
%R	Percent Recovery
CNF	Contains no Free Liquid
DL, RA, RE, IN	Indicates a Dilution, Reanalysis, Re-extraction, or additional Initial metals/anion analysis of the sample
EDL	Estimated Detection Limit
EPA	United States Environmental Protection Agency
MDL	Method Detection Limit
ML	Minimum Level (Dioxin)
ND	Not detected at the reporting limit (or MDL or EDL if shown)
PQL	Practical Quantitation Limit
QC	Quality Control
RL	Reporting Limit
RPD	Relative Percent Difference, a measure of the relative difference between two points
TEF	Toxicity Equivalent Factor (Dioxin)
TEQ	Toxicity Equivalent Quotient (Dioxin)

Job ID: 280-24081-1

Laboratory: TestAmerica Denver

Narrative

CASE NARRATIVE

Client: Waste Management

Project: FL26|Vista

Report Number: 280-24081-1

With the exceptions noted as flags or footnotes, standard analytical protocols were followed in the analysis of the samples and no problems were encountered or anomalies observed. In addition all laboratory quality control samples were within established control limits, with any exceptions noted below. Each sample was analyzed to achieve the lowest possible reporting limit within the constraints of the method. In some cases, due to interference or analytes present at high concentrations, samples were diluted. For diluted samples, the reporting limits are adjusted relative to the dilution required.

This report may include reporting limits (RLs) less than TestAmerica's standard reporting limit. The reported sample results and associated reporting limits are being used specifically to meet the needs of this project. Note that data are not normally reported to these levels without qualification because they are inherently less reliable and potentially less defensible than required by the latest industry standards.

This submission may contain field data obtained by the sampler. The methods referenced in this submission for the field data results may not be the methods used to obtain the field data by the sampler.

RECEIPT

These samples were received on 12/22/2011 with cooler temperatures of 3.2C and 2.2C, on 12/23/2011 with a cooler temperature of 3.6C and on 12/23/2011 with cooler temperatures of 2.8C, 4.6C, 4.8C and 2.8C.

All sample bottles were received in acceptable condition.

HOLDING TIMES

All Holding Times were met.

METHOD BLANKS

Acetone and Methylene Chloride Method 8260B batch 101933, Methylene Chloride Method 8260B batch 102058, Total Copper and Sodium Method 6010B batch 101578, Total Mercury Method 7470A batch 101946 and Total Alkalinity Method 2320B batches 101699 and 101881 were detected in the Method Blanks at concentrations below the reporting limits but above the method detection limits. No corrective action is taken for results in Method Blank that are below the reporting limits.

All other Method Blanks were within the acceptance limits.

LABORATORY CONTROL SAMPLES (LCS)

All Laboratory Control Samples were within the acceptance limits.

MATRIX SPIKE (MS) and MATRIX SPIKE DUPLICATES (MSD)

The method required MS/MSD could not be performed for Method 8270C, Method 504.1, Method 8081A, Method 8082, Method 8151A and Method 9034 due to insufficient sample volume; however, LCS/LCSD pairs were analyzed to demonstrate method precision and accuracy.

The Matrix Spikes and Matrix Spike Duplicates performed on samples from other clients exhibited MS and/or MSD recoveries and/or RPD data outside control limits for Chloroform Method 8260B batch 101774, Benzene Method 8260B batch 101865, Total Iron Method 6010B batch 101578, Total Arsenic Method 6020 batch 101583, Total Mercury Method 7470A batch 101946 and Total Cyanide Method 9012A batch 101805. Because the corresponding Laboratory Control Samples and the Method Blank samples were within control limits, these anomalies may be due to matrix interference and no corrective action was taken.

Job ID: 280-24081-1 (Continued)

Laboratory: TestAmerica Denver (Continued)

The Matrix Spike and Matrix Spike Duplicate performed on sample L-1 exhibited MS/MSD recoveries outside control limits for Total Mercury Method 7470A batch 101946. Because the corresponding Laboratory Control Sample and the Method Blank sample were within control limits, this anomaly may be due to matrix interference and no corrective action was taken.

The Matrix Spike and Matrix Spike Duplicate performed on sample MW-4A exhibited MS/MSD recoveries outside control limits for Ammonia Method 350.1 batch 101663. Because the corresponding Laboratory Control Sample and the Method Blank sample were within control limits, this anomaly may be due to matrix interference and no corrective action was taken.

All other Matrix Spike Samples and Matrix Spike Duplicates were within the acceptance limits.

SAMPLE DUPLICATES

The RPD for Nitrate Method 300.0 batch 101393 performed on sample MW-2B was outside control limits. Because all other QC and calibration criteria were met no corrective action was needed.

All other Sample Duplicates were within the acceptance limits.

ORGANICS

Sample L-1 in analytical batch 102262 was diluted for method 8081A due to the nature of the sample matrix. Elevated reporting limits (RLs) are provided. The sample showed significant baseline rise and had numerous non-target peaks. In addition, the Method 8081A surrogate results for L-1 were below the laboratories quantitation levels due to the dilution performed on the sample. As a result, the laboratory does not control on the reported recoveries.

Sample L-1 in analytical batch 102251 was diluted due to the nature of the sample matrix. Elevated reporting limits (RLs) are provided.

Trans-1,4-Dichloro-2-butene was outside control limits in the continuing calibration verification (CCV) associated with Method 8260B batch 101774. This compound is not classified as a Calibration Check Compound (CCC) in the reference method, and the laboratory defaults to in-house and/or project-specific criteria for evaluation. Due to the large number of analytes contained in the CCV, the laboratory's SOP allows for six analytes to be outside limits; therefore, the data have been reported.

The Method 504.1 continuing calibration verification (CCV) for 1,2-Dibromoethane associated with batch 102025 recovered above the upper control limit. The samples associated with this CCV were non-detects for the affected analytes; therefore, the data have been reported.

The Method 8081A continuing calibration verification (CCV) for Toxaphene associated with batch 102262 recovered above the upper control limit. The samples associated with this CCV were non-detects for the affected analytes; therefore, the data have been reported.

Sample L-1 required a sulfuric acid clean-up to reduce matrix interferences during the Method 8082 extraction process.

Sample L-1 required a mercury clean-up to reduce matrix interferences caused by sulfur during the Method 8082 extraction process.

Sample L-1 was observed to have heavy emulsions with methylene chloride during the Method 8151A extraction process.

METALS

The Method 6010B continuing calibration verification (CCV) for Aluminum associated with batch 101578 recovered above the upper control limit. The samples associated with this CCV were non-detects for the affected analytes; therefore, the data have been reported. All other batch QC was within limits.

Detection Summary

Client: Waste Management
Project/Site: FL26|Vista

TestAmerica Job ID: 280-24081-1

Client Sample ID: MW-4A — Lab Sample ID: 280-24081-1

Analyte	Result	Qualifier	NONE	NONE	Unit	Dil Fac	D	Method	Prep Type
Groundwater Elevation	50.05				ft/msl	1		Field Sampling	Total/NA
Field pH	4.98				SU	1		Field Sampling	Total/NA
Field Conductivity	59				umhos/cm	1		Field Sampling	Total/NA
Field Temperature	25.3				Degrees C	1		Field Sampling	Total/NA
Field Turbidity	1.42				NTU	1		Field Sampling	Total/NA
Field Dissolved Oxygen	0.8				mg/L	1		Field Sampling	Total/NA

Analyte	Result	Qualifier	RL	MDL	Unit	Dil Fac	D	Method	Prep Type
Aluminum	60	I	100	18	ug/L	1		6010B	Total Recovera
Barium	20		10	0.58	ug/L	1		6010B	Total Recovera
Copper	5.9	I V	15	1.4	ug/L	1		6010B	Total Recovera
Nickel	3.3	I	40	1.3	ug/L	1		6010B	Total Recovera
Iron	83	I	100	22	ug/L	1		6010B	Total Recovera
Zinc	300		20	4.5	ug/L	1		6010B	Total Recovera
Manganese	28		10	0.25	ug/L	1		6010B	Total Recovera
Sodium	1.2	V	1.0	0.092	mg/L	1		6010B	Total Recovera
Beryllium	0.12	I	1.0	0.080	ug/L	1		6020	Total Recovera
Mercury	0.032	I V	0.20	0.027	ug/L	1		7470A	Total/NA
Chloride	1.8	I	3.0	0.25	mg/L	1		300.0	Total/NA
Nitrate as N	2.5		0.50	0.042	mg/L	1		300.0	Total/NA
Total Dissolved Solids	50		10	4.7	mg/L	1		SM 2540C	Total/NA

Client Sample ID: MW-4B — Lab Sample ID: 280-24081-2

Analyte	Result	Qualifier	NONE	NONE	Unit	Dil Fac	D	Method	Prep Type
Groundwater Elevation	51.05				ft/msl	1		Field Sampling	Total/NA
Field pH	5.34				SU	1		Field Sampling	Total/NA
Field Conductivity	41				umhos/cm	1		Field Sampling	Total/NA
Field Temperature	24.9				Degrees C	1		Field Sampling	Total/NA
Field Turbidity	1.26				NTU	1		Field Sampling	Total/NA
Field Dissolved Oxygen	0.5				mg/L	1		Field Sampling	Total/NA

Analyte	Result	Qualifier	RL	MDL	Unit	Dil Fac	D	Method	Prep Type
Aluminum	79	I	100	18	ug/L	1		6010B	Total Recovera
Barium	12		10	0.58	ug/L	1		6010B	Total Recovera
Copper	5.8	I V	15	1.4	ug/L	1		6010B	Total Recovera
Nickel	2.2	I	40	1.3	ug/L	1		6010B	Total Recovera
Iron	190		100	22	ug/L	1		6010B	Total Recovera
Zinc	5.8	I	20	4.5	ug/L	1		6010B	Total Recovera
Manganese	9.3	I	10	0.25	ug/L	1		6010B	Total Recovera
Sodium	1.3	V	1.0	0.092	mg/L	1		6010B	Total Recovera
Mercury	0.033	I V	0.20	0.027	ug/L	1		7470A	Total/NA
Chloride	2.4	I	3.0	0.25	mg/L	1		300.0	Total/NA
Nitrate as N	2.5		0.50	0.042	mg/L	1		300.0	Total/NA
Ammonia as N	0.022	I	0.10	0.022	mg/L	1		350.1	Total/NA
Total Alkalinity	1.9	I V	5.0	1.1	mg/L	1		SM 2320B	Total/NA
Total Dissolved Solids	37		10	4.7	mg/L	1		SM 2540C	Total/NA

Client Sample ID: MW-FL1 — Lab Sample ID: 280-24081-3

Analyte	Result	Qualifier	NONE	NONE	Unit	Dil Fac	D	Method	Prep Type
Groundwater Elevation	50.24				ft/msl	1		Field Sampling	Total/NA
Field pH	6.54				SU	1		Field Sampling	Total/NA
Field Conductivity	243				umhos/cm	1		Field Sampling	Total/NA
Field Temperature	24.2				Degrees C	1		Field Sampling	Total/NA

Client Sample ID: MW-FL1 (Continued) — Lab Sample ID: 280-24081-3

Analyte	Result	Qualifier	NONE	NONE	Unit	Dil Fac	D	Method	Prep Type
Field Turbidity	18.6				NTU	1		Field Sampling	Total/NA
Field Dissolved Oxygen	1.4				mg/L	1		Field Sampling	Total/NA

Analyte	Result	Qualifier	RL	MDL	Unit	Dil Fac	D	Method	Prep Type
Aluminum	400		100	18	ug/L	1		6010B	Total Recovera
Barium	39		10	0.58	ug/L	1		6010B	Total Recovera
Chromium	2.4	I	10	0.66	ug/L	1		6010B	Total Recovera
Copper	6.3	I V	15	1.4	ug/L	1		6010B	Total Recovera
Nickel	2.0	I	40	1.3	ug/L	1		6010B	Total Recovera
Iron	300		100	22	ug/L	1		6010B	Total Recovera
Vanadium	2.4	I	10	1.1	ug/L	1		6010B	Total Recovera
Zinc	5.4	I	20	4.5	ug/L	1		6010B	Total Recovera
Manganese	22		10	0.25	ug/L	1		6010B	Total Recovera
Sodium	7.3	V	1.0	0.092	mg/L	1		6010B	Total Recovera
Arsenic	0.42	I	5.0	0.33	ug/L	1		6020	Total Recovera
Thallium	0.13	I	1.0	0.033	ug/L	1		6020	Total Recovera
Mercury	0.033	I V	0.20	0.027	ug/L	1		7470A	Total/NA
Chloride	15		3.0	0.25	mg/L	1		300.0	Total/NA
Nitrate as N	1.3		0.50	0.042	mg/L	1		300.0	Total/NA
Ammonia as N	0.024	I	0.10	0.022	mg/L	1		350.1	Total/NA
Total Alkalinity	120	V	5.0	1.1	mg/L	1		SM 2320B	Total/NA
Total Dissolved Solids	160		10	4.7	mg/L	1		SM 2540C	Total/NA

Client Sample ID: MW-3B — Lab Sample ID: 280-24081-4

Analyte	Result	Qualifier	NONE	NONE	Unit	Dil Fac	D	Method	Prep Type
Groundwater Elevation	50.21				ft/msl	1		Field Sampling	Total/NA
Field pH	5.57				SU	1		Field Sampling	Total/NA
Field Conductivity	121				umhos/cm	1		Field Sampling	Total/NA
Field Temperature	24.6				Degrees C	1		Field Sampling	Total/NA
Field Turbidity	8.04				NTU	1		Field Sampling	Total/NA
Field Dissolved Oxygen	5.5				mg/L	1		Field Sampling	Total/NA

Analyte	Result	Qualifier	RL	MDL	Unit	Dil Fac	D	Method	Prep Type
Aluminum	430		100	18	ug/L	1		6010B	Total Recovera
Barium	77		10	0.58	ug/L	1		6010B	Total Recovera
Chromium	1.7	I	10	0.66	ug/L	1		6010B	Total Recovera
Copper	5.9	I V	15	1.4	ug/L	1		6010B	Total Recovera
Iron	280		100	22	ug/L	1		6010B	Total Recovera
Vanadium	2.1	I	10	1.1	ug/L	1		6010B	Total Recovera
Zinc	6.6	I	20	4.5	ug/L	1		6010B	Total Recovera
Manganese	7.3	I	10	0.25	ug/L	1		6010B	Total Recovera
Sodium	2.1	V	1.0	0.092	mg/L	1		6010B	Total Recovera
Thallium	0.066	I	1.0	0.033	ug/L	1		6020	Total Recovera
Mercury	0.031	I V	0.20	0.027	ug/L	1		7470A	Total/NA
Chloride	2.9	I	3.0	0.25	mg/L	1		300.0	Total/NA
Nitrate as N	2.9		0.50	0.042	mg/L	1		300.0	Total/NA
Ammonia as N	0.025	I	0.10	0.022	mg/L	1		350.1	Total/NA
Total Alkalinity	53	V	5.0	1.1	mg/L	1		SM 2320B	Total/NA
Total Dissolved Solids	83		10	4.7	mg/L	1		SM 2540C	Total/NA

Client Sample ID: MW-3A — Lab Sample ID: 280-24081-5

Analyte	Result	Qualifier	NONE	NONE	Unit	Dil Fac	D	Method	Prep Type
Groundwater Elevation	50.19				ft/msl	1		Field Sampling	Total/NA

Client Sample ID: MW-3A (Continued) — Lab Sample ID: 280-24081-5

Analyte	Result	Qualifier	NONE	NONE	Unit	Dil Fac	D	Method	Prep Type
Field pH	5.24				SU	1		Field Sampling	Total/NA
Field Conductivity	82				umhos/cm	1		Field Sampling	Total/NA
Field Temperature	25.0				Degrees C	1		Field Sampling	Total/NA
Field Turbidity	1.65				NTU	1		Field Sampling	Total/NA
Field Dissolved Oxygen	6.0				mg/L	1		Field Sampling	Total/NA

Analyte	Result	Qualifier	RL	MDL	Unit	Dil Fac	D	Method	Prep Type
Aluminum	430		100	18	ug/L	1		6010B	Total Recovera
Barium	36		10	0.58	ug/L	1		6010B	Total Recovera
Cadmium	0.48	I	5.0	0.45	ug/L	1		6010B	Total Recovera
Chromium	2.9	I	10	0.66	ug/L	1		6010B	Total Recovera
Copper	6.4	I V	15	1.4	ug/L	1		6010B	Total Recovera
Iron	450		100	22	ug/L	1		6010B	Total Recovera
Vanadium	1.5	I	10	1.1	ug/L	1		6010B	Total Recovera
Zinc	5.5	I	20	4.5	ug/L	1		6010B	Total Recovera
Manganese	2.4	I	10	0.25	ug/L	1		6010B	Total Recovera
Sodium	2.8	V	1.0	0.092	mg/L	1		6010B	Total Recovera
Thallium	0.041	I	1.0	0.033	ug/L	1		6020	Total Recovera
Mercury	0.032	I V	0.20	0.027	ug/L	1		7470A	Total/NA
Chloride	3.5		3.0	0.25	mg/L	1		300.0	Total/NA
Nitrate as N	2.7		0.50	0.042	mg/L	1		300.0	Total/NA
Ammonia as N	0.030	I	0.10	0.022	mg/L	1		350.1	Total/NA
Total Alkalinity	16	V	5.0	1.1	mg/L	1		SM 2320B	Total/NA
Total Dissolved Solids	59		10	4.7	mg/L	1		SM 2540C	Total/NA

Client Sample ID: TRIP BLANK 1 — Lab Sample ID: 280-24081-6

No Detections

Client Sample ID: L-1 — Lab Sample ID: 280-24103-1

Analyte	Result	Qualifier	NONE	NONE	Unit	Dil Fac	D	Method	Prep Type
Field pH	6.89				SU	1		Field Sampling	Total/NA
Field Conductivity	2639				umhos/cm	1		Field Sampling	Total/NA
Field Temperature	30.2				Degrees C	1		Field Sampling	Total/NA
Field Turbidity	73.36				NTU	1		Field Sampling	Total/NA
Field Dissolved Oxygen	0.2				mg/L	1		Field Sampling	Total/NA

Analyte	Result	Qualifier	RL	MDL	Unit	Dil Fac	D	Method	Prep Type
Acetone	42	V	20	1.9	ug/L	1		8260B	Total/NA
Benzene	1.3		1.0	0.16	ug/L	1		8260B	Total/NA
Carbon disulfide	0.68	I	2.0	0.45	ug/L	1		8260B	Total/NA
1,2-Dichloroethane	1.2		1.0	0.13	ug/L	1		8260B	Total/NA
cis-1,2-Dichloroethene	0.32	I	1.0	0.15	ug/L	1		8260B	Total/NA
Ethylbenzene	0.20	I	1.0	0.16	ug/L	1		8260B	Total/NA
2-Butanone (MEK)	28		6.0	2.0	ug/L	1		8260B	Total/NA
Methylene Chloride	0.93	I V	2.0	0.32	ug/L	1		8260B	Total/NA
Toluene	0.46	I	1.0	0.17	ug/L	1		8260B	Total/NA
Xylenes (total)	3.7		2.0	0.19	ug/L	1		8260B	Total/NA
1,4-Dichlorobenzene	0.43	I	1.0	0.16	ug/L	1		8260B	Total/NA
Acetophenone	1.7	I	9.6	0.23	ug/L	1		8270C	Total/NA
3-Methylphenol & 4-Methylphenol	0.83	I	9.6	0.24	ug/L	1		8270C	Total/NA
Diethyl phthalate	1.5	I	3.8	0.36	ug/L	1		8270C	Total/NA
gamma-BHC (Lindane)	0.043	I	0.24	0.034	ug/L	5		8081A	Total/NA
Barium	90		10	0.58	ug/L	1		6010B	Total Recovera

Client Sample ID: L-1 (Continued) — Lab Sample ID: 280-24103-1

Analyte	Result	Qualifier	RL	MDL	Unit	Dil Fac	D	Method	Prep Type
Chromium	2.9	I	10	0.66	ug/L	1		6010B	Total Recovera
Copper	31		15	1.4	ug/L	1		6010B	Total Recovera
Nickel	3.7	I	40	1.3	ug/L	1		6010B	Total Recovera
Iron	5900		100	22	ug/L	1		6010B	Total Recovera
Vanadium	2.3	I	10	1.1	ug/L	1		6010B	Total Recovera
Zinc	27		20	4.5	ug/L	1		6010B	Total Recovera
Sodium	240		1.0	0.092	mg/L	1		6010B	Total Recovera
Antimony	0.44	I	2.0	0.20	ug/L	1		6020	Total Recovera
Arsenic	7.0		5.0	0.33	ug/L	1		6020	Total Recovera
Thallium	0.051	I	1.0	0.033	ug/L	1		6020	Total Recovera
Mercury	0.035	I V	0.20	0.027	ug/L	1		7470A	Total/NA
Chloride	320		30	2.5	mg/L	10		300.0	Total/NA
Ammonia as N	50		1.0	0.22	mg/L	10		350.1	Total/NA
Chemical Oxygen Demand (COD)	280		40	8.1	mg/L	2		410.4	Total/NA
Total Alkalinity	910	V	5.0	1.1	mg/L	1		SM 2320B	Total/NA
Total Dissolved Solids	1400		20	9.4	mg/L	1		SM 2540C	Total/NA
Biochemical Oxygen Demand	11	I	13	1.5	mg/L	5		SM5210B	Total/NA

Client Sample ID: TRIP BLANK 2 — Lab Sample ID: 280-24103-2

No Detections

Client Sample ID: Equipment Blank — Lab Sample ID: 280-24109-1

Analyte	Result	Qualifier	NONE	NONE	Unit	Dil Fac	D	Method	Prep Type
Field pH	7.13				SU	1		Field Sampling	Total/NA
Field Conductivity	2				umhos/cm	1		Field Sampling	Total/NA
Field Temperature	23.3				Degrees C	1		Field Sampling	Total/NA
Field Turbidity	0.01				NTU	1		Field Sampling	Total/NA
Field Dissolved Oxygen	3.37				mg/L	1		Field Sampling	Total/NA

Analyte	Result	Qualifier	RL	MDL	Unit	Dil Fac	D	Method	Prep Type
Zinc	5.3	I	20	4.5	ug/L	1		6010B	Total Recovera
Sodium	0.29	I	1.0	0.092	mg/L	1		6010B	Total Recovera
Mercury	0.030	I V	0.20	0.027	ug/L	1		7470A	Total/NA

Client Sample ID: MW-FL2R — Lab Sample ID: 280-24109-2

Analyte	Result	Qualifier	NONE	NONE	Unit	Dil Fac	D	Method	Prep Type
Groundwater Elevation	51.76				ft/msl	1		Field Sampling	Total/NA
Field pH	10.15				SU	1		Field Sampling	Total/NA
Field Conductivity	247				umhos/cm	1		Field Sampling	Total/NA
Field Temperature	24.7				Degrees C	1		Field Sampling	Total/NA
Field Turbidity	4.15				NTU	1		Field Sampling	Total/NA
Field Dissolved Oxygen	3.4				mg/L	1		Field Sampling	Total/NA

Analyte	Result	Qualifier	RL	MDL	Unit	Dil Fac	D	Method	Prep Type
Acetone	3.9	I	20	1.9	ug/L	1		8260B	Total/NA
Methylene Chloride	0.58	I V	2.0	0.32	ug/L	1		8260B	Total/NA
Aluminum	2300		100	18	ug/L	1		6010B	Total Recovera
Barium	19		10	0.58	ug/L	1		6010B	Total Recovera
Chromium	15		10	0.66	ug/L	1		6010B	Total Recovera
Copper	1.9	I	15	1.4	ug/L	1		6010B	Total Recovera
Iron	320		100	22	ug/L	1		6010B	Total Recovera
Vanadium	17		10	1.1	ug/L	1		6010B	Total Recovera

Client Sample ID: MW-FL2R (Continued) — Lab Sample ID: 280-24109-2

Analyte	Result	Qualifier	RL	MDL	Unit	Dil Fac	D	Method	Prep Type
Zinc	4.5	I	20	4.5	ug/L	1		6010B	Total Recovera
Manganese	2.1	I	10	0.25	ug/L	1		6010B	Total Recovera
Sodium	1.8		1.0	0.092	mg/L	1		6010B	Total Recovera
Antimony	0.70	I	2.0	0.20	ug/L	1		6020	Total Recovera
Arsenic	2.1	I	5.0	0.33	ug/L	1		6020	Total Recovera
Mercury	0.033	I V	0.20	0.027	ug/L	1		7470A	Total/NA
Chloride	7.0		3.0	0.25	mg/L	1		300.0	Total/NA
Nitrate as N	0.47	I	0.50	0.042	mg/L	1		300.0	Total/NA
Total Alkalinity	77	V	5.0	1.1	mg/L	1		SM 2320B	Total/NA
Total Dissolved Solids	140		10	4.7	mg/L	1		SM 2540C	Total/NA

Client Sample ID: MW-6AR — Lab Sample ID: 280-24109-3

Analyte	Result	Qualifier	NONE	NONE	Unit	Dil Fac	D	Method	Prep Type
Groundwater Elevation	50.53				ft/msl	1		Field Sampling	Total/NA
Field pH	4.66				SU	1		Field Sampling	Total/NA
Field Conductivity	203				umhos/cm	1		Field Sampling	Total/NA
Field Temperature	24.5				Degrees C	1		Field Sampling	Total/NA
Field Turbidity	0.91				NTU	1		Field Sampling	Total/NA
Field Dissolved Oxygen	6.4				mg/L	1		Field Sampling	Total/NA

Analyte	Result	Qualifier	RL	MDL	Unit	Dil Fac	D	Method	Prep Type
Acetone	3.5	I	20	1.9	ug/L	1		8260B	Total/NA
Methylene Chloride	0.55	I V	2.0	0.32	ug/L	1		8260B	Total/NA
Aluminum	470		100	18	ug/L	1		6010B	Total Recovera
Barium	20		10	0.58	ug/L	1		6010B	Total Recovera
Cadmium	0.48	I	5.0	0.45	ug/L	1		6010B	Total Recovera
Chromium	2.7	I	10	0.66	ug/L	1		6010B	Total Recovera
Nickel	1.7	I	40	1.3	ug/L	1		6010B	Total Recovera
Iron	250		100	22	ug/L	1		6010B	Total Recovera
Vanadium	2.0	I	10	1.1	ug/L	1		6010B	Total Recovera
Zinc	6.2	I	20	4.5	ug/L	1		6010B	Total Recovera
Manganese	17		10	0.25	ug/L	1		6010B	Total Recovera
Sodium	11		1.0	0.092	mg/L	1		6010B	Total Recovera
Thallium	0.050	I	1.0	0.033	ug/L	1		6020	Total Recovera
Mercury	0.092	I V	0.20	0.027	ug/L	1		7470A	Total/NA
Chloride	17		3.0	0.25	mg/L	1		300.0	Total/NA
Nitrate as N	13		2.5	0.21	mg/L	5		300.0	Total/NA
Total Alkalinity	24	V	5.0	1.1	mg/L	1		SM 2320B	Total/NA
Total Dissolved Solids	130		10	4.7	mg/L	1		SM 2540C	Total/NA

Client Sample ID: MW-6BR — Lab Sample ID: 280-24109-4

Analyte	Result	Qualifier	NONE	NONE	Unit	Dil Fac	D	Method	Prep Type
Groundwater Elevation	50.39				ft/msl	1		Field Sampling	Total/NA
Field pH	7.26				SU	1		Field Sampling	Total/NA
Field Conductivity	255				umhos/cm	1		Field Sampling	Total/NA
Field Temperature	25.0				Degrees C	1		Field Sampling	Total/NA
Field Turbidity	3.86				NTU	1		Field Sampling	Total/NA
Field Dissolved Oxygen	2.6				mg/L	1		Field Sampling	Total/NA

Analyte	Result	Qualifier	RL	MDL	Unit	Dil Fac	D	Method	Prep Type
Acetone	2.4	I	20	1.9	ug/L	1		8260B	Total/NA
Chloroform	0.58	I	1.0	0.16	ug/L	1		8260B	Total/NA
Methylene Chloride	0.57	I V	2.0	0.32	ug/L	1		8260B	Total/NA

Client Sample ID: MW-6BR (Continued) — Lab Sample ID: 280-24109-4

Analyte	Result	Qualifier	RL	MDL	Unit	Dil Fac	D	Method	Prep Type
Aluminum	670		100	18	ug/L	1		6010B	Total Recovera
Barium	11		10	0.58	ug/L	1		6010B	Total Recovera
Chromium	19		10	0.66	ug/L	1		6010B	Total Recovera
Nickel	3.0	I	40	1.3	ug/L	1		6010B	Total Recovera
Iron	630		100	22	ug/L	1		6010B	Total Recovera
Vanadium	5.6	I	10	1.1	ug/L	1		6010B	Total Recovera
Zinc	5.9	I	20	4.5	ug/L	1		6010B	Total Recovera
Manganese	50		10	0.25	ug/L	1		6010B	Total Recovera
Sodium	7.9		1.0	0.092	mg/L	1		6010B	Total Recovera
Arsenic	1.0	I	5.0	0.33	ug/L	1		6020	Total Recovera
Thallium	0.17	I	1.0	0.033	ug/L	1		6020	Total Recovera
Mercury	0.032	I V	0.20	0.027	ug/L	1		7470A	Total/NA
Chloride	21		3.0	0.25	mg/L	1		300.0	Total/NA
Nitrate as N	3.5		0.50	0.042	mg/L	1		300.0	Total/NA
Total Alkalinity	110	V	5.0	1.1	mg/L	1		SM 2320B	Total/NA
Total Dissolved Solids	160		10	4.7	mg/L	1		SM 2540C	Total/NA

Client Sample ID: MW-5B — Lab Sample ID: 280-24109-5

Analyte	Result	Qualifier	NONE	NONE	Unit	Dil Fac	D	Method	Prep Type
Groundwater Elevation	49.75				ft/msl	1		Field Sampling	Total/NA
Field pH	7.16				SU	1		Field Sampling	Total/NA
Field Conductivity	200				umhos/cm	1		Field Sampling	Total/NA
Field Temperature	25.9				Degrees C	1		Field Sampling	Total/NA
Field Turbidity	8.71				NTU	1		Field Sampling	Total/NA
Field Dissolved Oxygen	0.0				mg/L	1		Field Sampling	Total/NA

Analyte	Result	Qualifier	RL	MDL	Unit	Dil Fac	D	Method	Prep Type
Methylene Chloride	0.56	I V	2.0	0.32	ug/L	1		8260B	Total/NA
Aluminum	1400		100	18	ug/L	1		6010B	Total Recovera
Barium	16		10	0.58	ug/L	1		6010B	Total Recovera
Chromium	2.3	I	10	0.66	ug/L	1		6010B	Total Recovera
Iron	430		100	22	ug/L	1		6010B	Total Recovera
Vanadium	2.7	I	10	1.1	ug/L	1		6010B	Total Recovera
Zinc	4.6	I	20	4.5	ug/L	1		6010B	Total Recovera
Manganese	6.6	I	10	0.25	ug/L	1		6010B	Total Recovera
Sodium	3.8		1.0	0.092	mg/L	1		6010B	Total Recovera
Arsenic	6.6		5.0	0.33	ug/L	1		6020	Total Recovera
Thallium	0.087	I	1.0	0.033	ug/L	1		6020	Total Recovera
Mercury	0.035	I V	0.20	0.027	ug/L	1		7470A	Total/NA
Chloride	7.7		3.0	0.25	mg/L	1		300.0	Total/NA
Nitrate as N	0.51		0.50	0.042	mg/L	1		300.0	Total/NA
Total Alkalinity	86	V	5.0	1.1	mg/L	1		SM 2320B	Total/NA
Total Dissolved Solids	110		10	4.7	mg/L	1		SM 2540C	Total/NA

Client Sample ID: MW-5A — Lab Sample ID: 280-24109-6

Analyte	Result	Qualifier	NONE	NONE	Unit	Dil Fac	D	Method	Prep Type
Groundwater Elevation	50.86				ft/msl	1		Field Sampling	Total/NA
Field pH	3.83				SU	1		Field Sampling	Total/NA
Field Conductivity	59				umhos/cm	1		Field Sampling	Total/NA
Field Temperature	26.5				Degrees C	1		Field Sampling	Total/NA
Field Turbidity	9.47				NTU	1		Field Sampling	Total/NA
Field Dissolved Oxygen	4.8				mg/L	1		Field Sampling	Total/NA

Client Sample ID: MW-5A (Continued) — Lab Sample ID: 280-24109-6

Analyte	Result	Qualifier	RL	MDL	Unit	Dil Fac	D	Method	Prep Type
Acetone	4.7	I	20	1.9	ug/L	1		8260B	Total/NA
Methylene Chloride	0.58	I V	2.0	0.32	ug/L	1		8260B	Total/NA
Aluminum	140		100	18	ug/L	1		6010B	Total Recovera
Barium	44		10	0.58	ug/L	1		6010B	Total Recovera
Chromium	1.7	I	10	0.66	ug/L	1		6010B	Total Recovera
Iron	33	I	100	22	ug/L	1		6010B	Total Recovera
Zinc	7.3	I	20	4.5	ug/L	1		6010B	Total Recovera
Manganese	5.2	I	10	0.25	ug/L	1		6010B	Total Recovera
Sodium	2.3		1.0	0.092	mg/L	1		6010B	Total Recovera
Thallium	0.033	I	1.0	0.033	ug/L	1		6020	Total Recovera
Mercury	0.039	I V	0.20	0.027	ug/L	1		7470A	Total/NA
Chloride	2.8	I	3.0	0.25	mg/L	1		300.0	Total/NA
Nitrate as N	2.1		0.50	0.042	mg/L	1		300.0	Total/NA
Total Alkalinity	2.5	I V	5.0	1.1	mg/L	1		SM 2320B	Total/NA
Total Dissolved Solids	41		10	4.7	mg/L	1		SM 2540C	Total/NA

Client Sample ID: MW-7A — Lab Sample ID: 280-24109-7

Analyte	Result	Qualifier	NONE	NONE	Unit	Dil Fac	D	Method	Prep Type
Groundwater Elevation	64.68				ft/msl	1		Field Sampling	Total/NA
Field pH	7.12				SU	1		Field Sampling	Total/NA
Field Conductivity	280				umhos/cm	1		Field Sampling	Total/NA
Field Temperature	23.8				Degrees C	1		Field Sampling	Total/NA
Field Turbidity	0.29				NTU	1		Field Sampling	Total/NA
Field Dissolved Oxygen	1.4				mg/L	1		Field Sampling	Total/NA

Analyte	Result	Qualifier	RL	MDL	Unit	Dil Fac	D	Method	Prep Type
Acetone	3.1	I	20	1.9	ug/L	1		8260B	Total/NA
Methylene Chloride	0.57	I V	2.0	0.32	ug/L	1		8260B	Total/NA
Barium	13		10	0.58	ug/L	1		6010B	Total Recovera
Chromium	0.76	I	10	0.66	ug/L	1		6010B	Total Recovera
Nickel	1.8	I	40	1.3	ug/L	1		6010B	Total Recovera
Sodium	5.9		1.0	0.092	mg/L	1		6010B	Total Recovera
Thallium	0.080	I	1.0	0.033	ug/L	1		6020	Total Recovera
Mercury	0.032	I V	0.20	0.027	ug/L	1		7470A	Total/NA
Chloride	11		3.0	0.25	mg/L	1		300.0	Total/NA
Nitrate as N	13		2.5	0.21	mg/L	5		300.0	Total/NA
Total Alkalinity	72	V	5.0	1.1	mg/L	1		SM 2320B	Total/NA
Total Dissolved Solids	180		10	4.7	mg/L	1		SM 2540C	Total/NA

Client Sample ID: MW-7B — Lab Sample ID: 280-24109-8

Analyte	Result	Qualifier	NONE	NONE	Unit	Dil Fac	D	Method	Prep Type
Groundwater Elevation	51.73				ft/msl	1		Field Sampling	Total/NA
Field pH	6.61				SU	1		Field Sampling	Total/NA
Field Conductivity	143				umhos/cm	1		Field Sampling	Total/NA
Field Temperature	23.3				Degrees C	1		Field Sampling	Total/NA
Field Turbidity	10.20				NTU	1		Field Sampling	Total/NA
Field Dissolved Oxygen	1.4				mg/L	1		Field Sampling	Total/NA

Analyte	Result	Qualifier	RL	MDL	Unit	Dil Fac	D	Method	Prep Type
Acetone	4.5	I	20	1.9	ug/L	1		8260B	Total/NA
Methylene Chloride	0.60	I V	2.0	0.32	ug/L	1		8260B	Total/NA
Aluminum	460		100	18	ug/L	1		6010B	Total Recovera
Barium	4.8	I	10	0.58	ug/L	1		6010B	Total Recovera

Client Sample ID: MW-7B (Continued) — Lab Sample ID: 280-24109-8

Analyte	Result	Qualifier	RL	MDL	Unit	Dil Fac	D	Method	Prep Type
Chromium	1.4	I	10	0.66	ug/L	1		6010B	Total Recovera
Iron	220		100	22	ug/L	1		6010B	Total Recovera
Manganese	2.2	I	10	0.25	ug/L	1		6010B	Total Recovera
Sodium	6.3		1.0	0.092	mg/L	1		6010B	Total Recovera
Arsenic	1.1	I	5.0	0.33	ug/L	1		6020	Total Recovera
Mercury	0.029	I V	0.20	0.027	ug/L	1		7470A	Total/NA
Chloride	4.0		3.0	0.25	mg/L	1		300.0	Total/NA
Total Alkalinity	71	V	5.0	1.1	mg/L	1		SM 2320B	Total/NA
Total Dissolved Solids	75		10	4.7	mg/L	1		SM 2540C	Total/NA

Client Sample ID: MW-1A — Lab Sample ID: 280-24109-9

Analyte	Result	Qualifier	NONE	NONE	Unit	Dil Fac	D	Method	Prep Type
Groundwater Elevation	63.47				ft/msl	1		Field Sampling	Total/NA
Field pH	6.79				SU	1		Field Sampling	Total/NA
Field Conductivity	342				umhos/cm	1		Field Sampling	Total/NA
Field Temperature	21.8				Degrees C	1		Field Sampling	Total/NA
Field Turbidity	0.09				NTU	1		Field Sampling	Total/NA
Field Dissolved Oxygen	1.4				mg/L	1		Field Sampling	Total/NA

Analyte	Result	Qualifier	RL	MDL	Unit	Dil Fac	D	Method	Prep Type
Acetone	4.4	I	20	1.9	ug/L	1		8260B	Total/NA
Chloroform	0.16	I	1.0	0.16	ug/L	1		8260B	Total/NA
Methylene Chloride	0.60	I V	2.0	0.32	ug/L	1		8260B	Total/NA
Aluminum	190		100	18	ug/L	1		6010B	Total Recovera
Barium	20		10	0.58	ug/L	1		6010B	Total Recovera
Cobalt	1.2	I	10	1.2	ug/L	1		6010B	Total Recovera
Chromium	1.3	I	10	0.66	ug/L	1		6010B	Total Recovera
Copper	1.9	I	15	1.4	ug/L	1		6010B	Total Recovera
Nickel	4.3	I	40	1.3	ug/L	1		6010B	Total Recovera
Iron	110		100	22	ug/L	1		6010B	Total Recovera
Vanadium	1.1	I	10	1.1	ug/L	1		6010B	Total Recovera
Zinc	4.5	I	20	4.5	ug/L	1		6010B	Total Recovera
Manganese	2.4	I	10	0.25	ug/L	1		6010B	Total Recovera
Sodium	7.3		1.0	0.092	mg/L	1		6010B	Total Recovera
Thallium	0.046	I	1.0	0.033	ug/L	1		6020	Total Recovera
Mercury	0.031	I V	0.20	0.027	ug/L	1		7470A	Total/NA
Chloride	13		3.0	0.25	mg/L	1		300.0	Total/NA
Nitrate as N	11		2.5	0.21	mg/L	5		300.0	Total/NA
Total Alkalinity	110	V	5.0	1.1	mg/L	1		SM 2320B	Total/NA
Total Dissolved Solids	220		10	4.7	mg/L	1		SM 2540C	Total/NA

Client Sample ID: MW-1B — Lab Sample ID: 280-24109-10

Analyte	Result	Qualifier	NONE	NONE	Unit	Dil Fac	D	Method	Prep Type
Groundwater Elevation	53.33				ft/msl	1		Field Sampling	Total/NA
Field pH	7.15				SU	1		Field Sampling	Total/NA
Field Conductivity	165				umhos/cm	1		Field Sampling	Total/NA
Field Temperature	22.1				Degrees C	1		Field Sampling	Total/NA
Field Turbidity	2.14				NTU	1		Field Sampling	Total/NA
Field Dissolved Oxygen	0.4				mg/L	1		Field Sampling	Total/NA

Analyte	Result	Qualifier	RL	MDL	Unit	Dil Fac	D	Method	Prep Type
Acetone	2.5	I	20	1.9	ug/L	1		8260B	Total/NA
Methylene Chloride	0.60	I V	2.0	0.32	ug/L	1		8260B	Total/NA

Client Sample ID: MW-1B (Continued) — Lab Sample ID: 280-24109-10

Analyte	Result	Qualifier	RL	MDL	Unit	Dil Fac	D	Method	Prep Type
Barium	7.6	I	10	0.58	ug/L	1		6010B	Total Recovera
Nickel	1.5	I	40	1.3	ug/L	1		6010B	Total Recovera
Manganese	0.54	I	10	0.25	ug/L	1		6010B	Total Recovera
Sodium	4.8		1.0	0.092	mg/L	1		6010B	Total Recovera
Arsenic	3.0	I	5.0	0.33	ug/L	1		6020	Total Recovera
Mercury	0.032	I V	0.20	0.027	ug/L	1		7470A	Total/NA
Chloride	6.6		3.0	0.25	mg/L	1		300.0	Total/NA
Total Alkalinity	75	V	5.0	1.1	mg/L	1		SM 2320B	Total/NA
Total Dissolved Solids	88		10	4.7	mg/L	1		SM 2540C	Total/NA

Client Sample ID: MW-FL3 — Lab Sample ID: 280-24109-11

Analyte	Result	Qualifier	NONE	NONE	Unit	Dil Fac	D	Method	Prep Type
Groundwater Elevation	49.94				ft/msl	1		Field Sampling	Total/NA
Field pH	7.11				SU	1		Field Sampling	Total/NA
Field Conductivity	186				umhos/cm	1		Field Sampling	Total/NA
Field Temperature	22.7				Degrees C	1		Field Sampling	Total/NA
Field Turbidity	10.9				NTU	1		Field Sampling	Total/NA
Field Dissolved Oxygen	0.0				mg/L	1		Field Sampling	Total/NA

Analyte	Result	Qualifier	RL	MDL	Unit	Dil Fac	D	Method	Prep Type
Acetone	3.7	I	20	1.9	ug/L	1		8260B	Total/NA
Methylene Chloride	0.59	I V	2.0	0.32	ug/L	1		8260B	Total/NA
Aluminum	500		100	18	ug/L	1		6010B	Total Recovera
Barium	28		10	0.58	ug/L	1		6010B	Total Recovera
Chromium	1.4	I	10	0.66	ug/L	1		6010B	Total Recovera
Copper	1.9	I	15	1.4	ug/L	1		6010B	Total Recovera
Nickel	1.3	I	40	1.3	ug/L	1		6010B	Total Recovera
Iron	290		100	22	ug/L	1		6010B	Total Recovera
Vanadium	1.3	I	10	1.1	ug/L	1		6010B	Total Recovera
Zinc	14	I	20	4.5	ug/L	1		6010B	Total Recovera
Manganese	38		10	0.25	ug/L	1		6010B	Total Recovera
Sodium	5.1		1.0	0.092	mg/L	1		6010B	Total Recovera
Antimony	0.28	I	2.0	0.20	ug/L	1		6020	Total Recovera
Arsenic	0.67	I	5.0	0.33	ug/L	1		6020	Total Recovera
Thallium	0.087	I	1.0	0.033	ug/L	1		6020	Total Recovera
Mercury	0.036	I V	0.20	0.027	ug/L	1		7470A	Total/NA
Chloride	9.4		3.0	0.25	mg/L	1		300.0	Total/NA
Total Alkalinity	130	V	5.0	1.1	mg/L	1		SM 2320B	Total/NA
Total Dissolved Solids	130		10	4.7	mg/L	1		SM 2540C	Total/NA

Client Sample ID: MW-8R — Lab Sample ID: 280-24109-12

Analyte	Result	Qualifier	NONE	NONE	Unit	Dil Fac	D	Method	Prep Type
Groundwater Elevation	52.49				ft/msl	1		Field Sampling	Total/NA
Field pH	6.76				SU	1		Field Sampling	Total/NA
Field Conductivity	184				umhos/cm	1		Field Sampling	Total/NA
Field Temperature	24.6				Degrees C	1		Field Sampling	Total/NA
Field Turbidity	6.22				NTU	1		Field Sampling	Total/NA
Field Dissolved Oxygen	2.7				mg/L	1		Field Sampling	Total/NA

Analyte	Result	Qualifier	RL	MDL	Unit	Dil Fac	D	Method	Prep Type
Methylene Chloride	0.62	I V	2.0	0.32	ug/L	1		8260B	Total/NA
Aluminum	110		100	18	ug/L	1		6010B	Total Recovera
Barium	11		10	0.58	ug/L	1		6010B	Total Recovera

Client Sample ID: MW-8R (Continued) — Lab Sample ID: 280-24109-12

Analyte	Result	Qualifier	RL	MDL	Unit	Dil Fac	D	Method	Prep Type
Chromium	1.4	I	10	0.66	ug/L	1		6010B	Total Recovera
Copper	1.5	I	15	1.4	ug/L	1		6010B	Total Recovera
Iron	86	I	100	22	ug/L	1		6010B	Total Recovera
Vanadium	2.1	I	10	1.1	ug/L	1		6010B	Total Recovera
Manganese	0.53	I	10	0.25	ug/L	1		6010B	Total Recovera
Sodium	19		1.0	0.092	mg/L	1		6010B	Total Recovera
Antimony	0.43	I	2.0	0.20	ug/L	1		6020	Total Recovera
Arsenic	0.73	I	5.0	0.33	ug/L	1		6020	Total Recovera
Thallium	0.041	I	1.0	0.033	ug/L	1		6020	Total Recovera
Mercury	0.033	I V	0.20	0.027	ug/L	1		7470A	Total/NA
Chloride	3.9		3.0	0.25	mg/L	1		300.0	Total/NA
Nitrate as N	1.8		0.50	0.042	mg/L	1		300.0	Total/NA
Total Alkalinity	94		5.0	1.1	mg/L	1		SM 2320B	Total/NA
Total Dissolved Solids	110		10	4.7	mg/L	1		SM 2540C	Total/NA

Client Sample ID: MW-2B — Lab Sample ID: 280-24109-13

Analyte	Result	Qualifier	NONE	NONE	Unit	Dil Fac	D	Method	Prep Type
Groundwater Elevation	49.67				ft/msl	1		Field Sampling	Total/NA
Field pH	8.00				SU	1		Field Sampling	Total/NA
Field Conductivity	144				umhos/cm	1		Field Sampling	Total/NA
Field Temperature	24.5				Degrees C	1		Field Sampling	Total/NA
Field Turbidity	10.94				NTU	1		Field Sampling	Total/NA
Field Dissolved Oxygen	0.2				mg/L	1		Field Sampling	Total/NA

Analyte	Result	Qualifier	RL	MDL	Unit	Dil Fac	D	Method	Prep Type
Acetone	4.8	I	20	1.9	ug/L	1		8260B	Total/NA
Methylene Chloride	0.60	I V	2.0	0.32	ug/L	1		8260B	Total/NA
Aluminum	940		100	18	ug/L	1		6010B	Total Recovera
Barium	11		10	0.58	ug/L	1		6010B	Total Recovera
Chromium	2.3	I	10	0.66	ug/L	1		6010B	Total Recovera
Iron	290		100	22	ug/L	1		6010B	Total Recovera
Vanadium	2.9	I	10	1.1	ug/L	1		6010B	Total Recovera
Manganese	3.1	I	10	0.25	ug/L	1		6010B	Total Recovera
Sodium	4.6		1.0	0.092	mg/L	1		6010B	Total Recovera
Arsenic	0.36	I	5.0	0.33	ug/L	1		6020	Total Recovera
Mercury	0.030	I V	0.20	0.027	ug/L	1		7470A	Total/NA
Chloride	5.3		3.0	0.25	mg/L	1		300.0	Total/NA
Nitrate as N	0.57		0.50	0.042	mg/L	1		300.0	Total/NA
Total Alkalinity	62		5.0	1.1	mg/L	1		SM 2320B	Total/NA
Total Dissolved Solids	74		10	4.7	mg/L	1		SM 2540C	Total/NA

Client Sample ID: MW-2AR — Lab Sample ID: 280-24109-14

Analyte	Result	Qualifier	NONE	NONE	Unit	Dil Fac	D	Method	Prep Type
Groundwater Elevation	51.14				ft/msl	1		Field Sampling	Total/NA
Field pH	4.84				SU	1		Field Sampling	Total/NA
Field Conductivity	34				umhos/cm	1		Field Sampling	Total/NA
Field Temperature	24.8				Degrees C	1		Field Sampling	Total/NA
Field Turbidity	12.49				NTU	1		Field Sampling	Total/NA
Field Dissolved Oxygen	0.7				mg/L	1		Field Sampling	Total/NA

Analyte	Result	Qualifier	RL	MDL	Unit	Dil Fac	D	Method	Prep Type
Acetone	2.7	I	20	1.9	ug/L	1		8260B	Total/NA
Methylene Chloride	0.60	I V	2.0	0.32	ug/L	1		8260B	Total/NA

Client Sample ID: MW-2AR (Continued) — Lab Sample ID: 280-24109-14

Analyte	Result	Qualifier	RL	MDL	Unit	Dil Fac	D	Method	Prep Type
Aluminum	1300		100	18	ug/L	1		6010B	Total Recovera
Barium	13		10	0.58	ug/L	1		6010B	Total Recovera
Chromium	2.1	I	10	0.66	ug/L	1		6010B	Total Recovera
Iron	260		100	22	ug/L	1		6010B	Total Recovera
Zinc	5.2	I	20	4.5	ug/L	1		6010B	Total Recovera
Manganese	3.6	I	10	0.25	ug/L	1		6010B	Total Recovera
Sodium	3.1		1.0	0.092	mg/L	1		6010B	Total Recovera
Mercury	0.033	I V	0.20	0.027	ug/L	1		7470A	Total/NA
Chloride	4.1		3.0	0.25	mg/L	1		300.0	Total/NA
Nitrate as N	1.1		0.50	0.042	mg/L	1		300.0	Total/NA
Total Alkalinity	1.7	I	5.0	1.1	mg/L	1		SM 2320B	Total/NA
Total Dissolved Solids	19		10	4.7	mg/L	1		SM 2540C	Total/NA

Analyte	Result	Qualifier	RL	RL	Unit	Dil Fac	D	Method	Prep Type
Color	10		10	10	PCU	2		SM 2120B	Total/NA

Client Sample ID: TRIP BLANK 3 — Lab Sample ID: 280-24109-15

Analyte	Result	Qualifier	RL	MDL	Unit	Dil Fac	D	Method	Prep Type
Acetone	3.8	I	20	1.9	ug/L	1		8260B	Total/NA
Methylene Chloride	0.82	I V	2.0	0.32	ug/L	1		8260B	Total/NA

Method Summary

Client: Waste Management
Project/Site: FL26|Vista

TestAmerica Job ID: 280-24081-1

Method	Method Description	Protocol	Laboratory
8260B	Volatile Organic Compounds (GC/MS)	SW846	TAL DEN
8270C	Semivolatile Organic Compounds (GC/MS)	SW846	TAL DEN
504.1	EDB, DBCP and 1,2,3-TCP (GC)	EPA-DW	TAL DEN
8081A	Organochlorine Pesticides (GC)	SW846	TAL DEN
8082	Polychlorinated Biphenyls (PCBs) by Gas Chromatography	SW846	TAL DEN
8151A	Herbicides (GC)	SW846	TAL DEN
6010B	Metals (ICP)	SW846	TAL DEN
6020	Metals (ICP/MS)	SW846	TAL DEN
7470A	Mercury (CVAA)	SW846	TAL DEN
300.0	Anions, Ion Chromatography	MCAWW	TAL DEN
350.1	Nitrogen, Ammonia	MCAWW	TAL DEN
410.4	COD	MCAWW	TAL DEN
9012A	Cyanide, Total and/or Amenable	SW846	TAL DEN
9034	Sulfide, Acid Soluble and Insoluble (Titrimetric)	SW846	TAL DEN
SM 2120B	Color, Colorimetric	SM	TAL DEN
SM 2320B	Alkalinity	SM	TAL DEN
SM 2540C	Solids, Total Dissolved (TDS)	SM	TAL DEN
SM5210B	BOD, 5 Day	SM	TAL DEN
Field Sampling	Field Sampling	EPA	TAL DEN

Protocol References:

EPA = US Environmental Protection Agency

EPA-DW = "Methods For The Determination Of Organic Compounds In Drinking Water", EPA/600/4-88/039, December 1988 And Its Supplements.

MCAWW = "Methods For Chemical Analysis Of Water And Wastes", EPA-600/4-79-020, March 1983 And Subsequent Revisions.

SM = "Standard Methods For The Examination Of Water And Wastewater",

SW846 = "Test Methods For Evaluating Solid Waste, Physical/Chemical Methods", Third Edition, November 1986 And Its Updates.

Laboratory References:

TAL DEN = TestAmerica Denver, 4955 Yarrow Street, Arvada, CO 80002, TEL (303)736-0100

Sample Summary

Client: Waste Management
Project/Site: FL26|Vista

TestAmerica Job ID: 280-24081-1

Lab Sample ID	Client Sample ID	Matrix	Collected	Received
280-24081-1	MW-4A	Water	12/21/11 15:45	12/22/11 11:00
280-24081-2	MW-4B	Water	12/21/11 15:13	12/22/11 11:00
280-24081-3	MW-FL1	Water	12/21/11 15:21	12/22/11 11:00
280-24081-4	MW-3B	Water	12/21/11 14:49	12/22/11 11:00
280-24081-5	MW-3A	Water	12/21/11 14:10	12/22/11 11:00
280-24081-6	TRIP BLANK 1	Water	12/21/11 14:10	12/22/11 11:00
280-24103-1	L-1	Water	12/22/11 13:30	12/23/11 10:30
280-24103-2	TRIP BLANK 2	Water	12/22/11 13:30	12/23/11 10:30
280-24109-1	Equipment Blank	Water	12/22/11 13:50	12/23/11 10:30
280-24109-2	MW-FL2R	Water	12/22/11 13:31	12/23/11 10:30
280-24109-3	MW-6AR	Water	12/22/11 12:50	12/23/11 10:30
280-24109-4	MW-6BR	Water	12/22/11 12:14	12/23/11 10:30
280-24109-5	MW-5B	Water	12/22/11 11:38	12/23/11 10:30
280-24109-6	MW-5A	Water	12/22/11 10:51	12/23/11 10:30
280-24109-7	MW-7A	Water	12/22/11 10:14	12/23/11 10:30
280-24109-8	MW-7B	Water	12/22/11 09:45	12/23/11 10:30
280-24109-9	MW-1A	Water	12/22/11 09:06	12/23/11 10:30
280-24109-10	MW-1B	Water	12/22/11 08:39	12/23/11 10:30
280-24109-11	MW-FL3	Water	12/22/11 08:01	12/23/11 10:30
280-24109-12	MW-8R	Water	12/22/11 07:01	12/23/11 10:30
280-24109-13	MW-2B	Water	12/22/11 13:10	12/23/11 10:30
280-24109-14	MW-2AR	Water	12/22/11 12:21	12/23/11 10:30
280-24109-15	TRIP BLANK 3	Water	12/22/11 12:21	12/23/11 10:30

Method: 8260B - Volatile Organic Compounds (GC/MS)

Client Sample ID: MW-4A
Date Collected: 12/21/11 15:45
Date Received: 12/22/11 11:00

Lab Sample ID: 280-24081-1
Matrix: Water

Analyte	Result	Qualifier	RL	MDL	Unit	D	Prepared	Analyzed	Dil Fac
Acetone	1.9	U	20	1.9	ug/L			12/29/11 17:43	1
Acrylonitrile	1.4	U	20	1.4	ug/L			12/29/11 17:43	1
Benzene	0.16	U	1.0	0.16	ug/L			12/29/11 17:43	1
Bromochloromethane	0.10	U	1.0	0.10	ug/L			12/29/11 17:43	1
Bromodichloromethane	0.17	U	1.0	0.17	ug/L			12/29/11 17:43	1
Bromoform	0.19	U	1.0	0.19	ug/L			12/29/11 17:43	1
Bromomethane	0.21	U	2.0	0.21	ug/L			12/29/11 17:43	1
Carbon disulfide	0.45	U	2.0	0.45	ug/L			12/29/11 17:43	1
Carbon tetrachloride	0.19	U	1.0	0.19	ug/L			12/29/11 17:43	1
Chlorobenzene	0.17	U	1.0	0.17	ug/L			12/29/11 17:43	1
Dibromochloromethane	0.17	U	1.0	0.17	ug/L			12/29/11 17:43	1
Chloroethane	0.41	U	2.0	0.41	ug/L			12/29/11 17:43	1
Chloroform	0.16	U	1.0	0.16	ug/L			12/29/11 17:43	1
Dibromomethane	0.17	U	1.0	0.17	ug/L			12/29/11 17:43	1
1,2-Dichlorobenzene	0.15	U	1.0	0.15	ug/L			12/29/11 17:43	1
1,4-Dichlorobenzene	0.16	U	1.0	0.16	ug/L			12/29/11 17:43	1
trans-1,4-Dichloro-2-butene	0.80	U	3.0	0.80	ug/L			12/29/11 17:43	1
1,1-Dichloroethane	0.22	U	1.0	0.22	ug/L			12/29/11 17:43	1
1,2-Dichloroethane	0.13	U	1.0	0.13	ug/L			12/29/11 17:43	1
cis-1,2-Dichloroethene	0.15	U	1.0	0.15	ug/L			12/29/11 17:43	1
trans-1,2-Dichloroethene	0.15	U	1.0	0.15	ug/L			12/29/11 17:43	1
1,1-Dichloroethene	0.23	U	1.0	0.23	ug/L			12/29/11 17:43	1
1,2-Dichloropropane	0.18	U	1.0	0.18	ug/L			12/29/11 17:43	1
cis-1,3-Dichloropropene	0.16	U	1.0	0.16	ug/L			12/29/11 17:43	1
trans-1,3-Dichloropropene	0.19	U	3.0	0.19	ug/L			12/29/11 17:43	1
Ethylbenzene	0.16	U	1.0	0.16	ug/L			12/29/11 17:43	1
2-Hexanone	1.7	U	5.0	1.7	ug/L			12/29/11 17:43	1
Iodomethane	0.23	U	1.0	0.23	ug/L			12/29/11 17:43	1
Methylene Chloride	0.32	U	2.0	0.32	ug/L			12/29/11 17:43	1
4-Methyl-2-pentanone (MIBK)	0.98	U	5.0	0.98	ug/L			12/29/11 17:43	1
Styrene	0.17	U	1.0	0.17	ug/L			12/29/11 17:43	1
1,1,1,2-Tetrachloroethane	0.21	U	1.0	0.21	ug/L			12/29/11 17:43	1
1,1,2,2-Tetrachloroethane	0.21	U	1.0	0.21	ug/L			12/29/11 17:43	1
Tetrachloroethene	0.20	U	1.0	0.20	ug/L			12/29/11 17:43	1
1,1,1-Trichloroethane	0.16	U	1.0	0.16	ug/L			12/29/11 17:43	1
1,1,2-Trichloroethane	0.27	U	1.0	0.27	ug/L			12/29/11 17:43	1
Trichloroethene	0.16	U	1.0	0.16	ug/L			12/29/11 17:43	1
Trichlorofluoromethane	0.29	U	2.0	0.29	ug/L			12/29/11 17:43	1
1,2,3-Trichloropropane	0.33	U	2.5	0.33	ug/L			12/29/11 17:43	1
Vinyl acetate	0.94	U	3.0	0.94	ug/L			12/29/11 17:43	1
Vinyl chloride	0.10	U	1.0	0.10	ug/L			12/29/11 17:43	1
Xylenes (total)	0.19	U	2.0	0.19	ug/L			12/29/11 17:43	1
Chloromethane	0.30	U	2.0	0.30	ug/L			12/29/11 17:43	1
2-Butanone (MEK)	2.0	U	6.0	2.0	ug/L			12/29/11 17:43	1
Toluene	0.17	U	1.0	0.17	ug/L			12/29/11 17:43	1

Surrogate	*%Recovery*	*Qualifier*	*Limits*	*Prepared*	*Analyzed*	*Dil Fac*
1,2-Dichloroethane-d4 (Surr)	*92*		*70 - 127*		*12/29/11 17:43*	*1*
Toluene-d8 (Surr)	*108*		*80 - 125*		*12/29/11 17:43*	*1*

Method: 8260B - Volatile Organic Compounds (GC/MS) (Continued)

Client Sample ID: MW-4A
Date Collected: 12/21/11 15:45
Date Received: 12/22/11 11:00

Lab Sample ID: 280-24081-1
Matrix: Water

Surrogate	*%Recovery*	*Qualifier*	*Limits*	*Prepared*	*Analyzed*	*Dil Fac*
4-Bromofluorobenzene (Surr)	*103*		*78 - 120*		*12/29/11 17:43*	*1*
Dibromofluoromethane (Surr)	*95*		*77 - 120*		*12/29/11 17:43*	*1*

Client Sample ID: MW-4B
Date Collected: 12/21/11 15:13
Date Received: 12/22/11 11:00

Lab Sample ID: 280-24081-2
Matrix: Water

Analyte	Result	Qualifier	RL	MDL	Unit	D	Prepared	Analyzed	Dil Fac
Acetone	1.9	U	20	1.9	ug/L			12/29/11 18:06	1
Acrylonitrile	1.4	U	20	1.4	ug/L			12/29/11 18:06	1
Benzene	0.16	U	1.0	0.16	ug/L			12/29/11 18:06	1
Bromochloromethane	0.10	U	1.0	0.10	ug/L			12/29/11 18:06	1
Bromodichloromethane	0.17	U	1.0	0.17	ug/L			12/29/11 18:06	1
Bromoform	0.19	U	1.0	0.19	ug/L			12/29/11 18:06	1
Bromomethane	0.21	U	2.0	0.21	ug/L			12/29/11 18:06	1
Carbon disulfide	0.45	U	2.0	0.45	ug/L			12/29/11 18:06	1
Carbon tetrachloride	0.19	U	1.0	0.19	ug/L			12/29/11 18:06	1
Chlorobenzene	0.17	U	1.0	0.17	ug/L			12/29/11 18:06	1
Dibromochloromethane	0.17	U	1.0	0.17	ug/L			12/29/11 18:06	1
Chloroethane	0.41	U	2.0	0.41	ug/L			12/29/11 18:06	1
Chloroform	0.16	U	1.0	0.16	ug/L			12/29/11 18:06	1
Dibromomethane	0.17	U	1.0	0.17	ug/L			12/29/11 18:06	1
1,2-Dichlorobenzene	0.15	U	1.0	0.15	ug/L			12/29/11 18:06	1
1,4-Dichlorobenzene	0.16	U	1.0	0.16	ug/L			12/29/11 18:06	1
trans-1,4-Dichloro-2-butene	0.80	U	3.0	0.80	ug/L			12/29/11 18:06	1
1,1-Dichloroethane	0.22	U	1.0	0.22	ug/L			12/29/11 18:06	1
1,2-Dichloroethane	0.13	U	1.0	0.13	ug/L			12/29/11 18:06	1
cis-1,2-Dichloroethene	0.15	U	1.0	0.15	ug/L			12/29/11 18:06	1
trans-1,2-Dichloroethene	0.15	U	1.0	0.15	ug/L			12/29/11 18:06	1
1,1-Dichloroethene	0.23	U	1.0	0.23	ug/L			12/29/11 18:06	1
1,2-Dichloropropane	0.18	U	1.0	0.18	ug/L			12/29/11 18:06	1
cis-1,3-Dichloropropene	0.16	U	1.0	0.16	ug/L			12/29/11 18:06	1
trans-1,3-Dichloropropene	0.19	U	3.0	0.19	ug/L			12/29/11 18:06	1
Ethylbenzene	0.16	U	1.0	0.16	ug/L			12/29/11 18:06	1
2-Hexanone	1.7	U	5.0	1.7	ug/L			12/29/11 18:06	1
Iodomethane	0.23	U	1.0	0.23	ug/L			12/29/11 18:06	1
Methylene Chloride	0.32	U	2.0	0.32	ug/L			12/29/11 18:06	1
4-Methyl-2-pentanone (MIBK)	0.98	U	5.0	0.98	ug/L			12/29/11 18:06	1
Styrene	0.17	U	1.0	0.17	ug/L			12/29/11 18:06	1
1,1,1,2-Tetrachloroethane	0.21	U	1.0	0.21	ug/L			12/29/11 18:06	1
1,1,2,2-Tetrachloroethane	0.21	U	1.0	0.21	ug/L			12/29/11 18:06	1
Tetrachloroethene	0.20	U	1.0	0.20	ug/L			12/29/11 18:06	1
1,1,1-Trichloroethane	0.16	U	1.0	0.16	ug/L			12/29/11 18:06	1
1,1,2-Trichloroethane	0.27	U	1.0	0.27	ug/L			12/29/11 18:06	1
Trichloroethene	0.16	U	1.0	0.16	ug/L			12/29/11 18:06	1
Trichlorofluoromethane	0.29	U	2.0	0.29	ug/L			12/29/11 18:06	1
1,2,3-Trichloropropane	0.33	U	2.5	0.33	ug/L			12/29/11 18:06	1
Vinyl acetate	0.94	U	3.0	0.94	ug/L			12/29/11 18:06	1
Vinyl chloride	0.10	U	1.0	0.10	ug/L			12/29/11 18:06	1

Method: 8260B - Volatile Organic Compounds (GC/MS) (Continued)

Client Sample ID: MW-4B
Date Collected: 12/21/11 15:13
Date Received: 12/22/11 11:00

Lab Sample ID: 280-24081-2
Matrix: Water

Analyte	Result	Qualifier	RL	MDL	Unit	D	Prepared	Analyzed	Dil Fac
Xylenes (total)	0.19	U	2.0	0.19	ug/L			12/29/11 18:06	1
Chloromethane	0.30	U	2.0	0.30	ug/L			12/29/11 18:06	1
2-Butanone (MEK)	2.0	U	6.0	2.0	ug/L			12/29/11 18:06	1
Toluene	0.17	U	1.0	0.17	ug/L			12/29/11 18:06	1

Surrogate	*%Recovery*	*Qualifier*	*Limits*	*Prepared*	*Analyzed*	*Dil Fac*
1,2-Dichloroethane-d4 (Surr)	*92*		*70 - 127*		*12/29/11 18:06*	*1*
Toluene-d8 (Surr)	*106*		*80 - 125*		*12/29/11 18:06*	*1*
4-Bromofluorobenzene (Surr)	*106*		*78 - 120*		*12/29/11 18:06*	*1*
Dibromofluoromethane (Surr)	*95*		*77 - 120*		*12/29/11 18:06*	*1*

Client Sample ID: MW-FL1
Date Collected: 12/21/11 15:21
Date Received: 12/22/11 11:00

Lab Sample ID: 280-24081-3
Matrix: Water

Analyte	Result	Qualifier	RL	MDL	Unit	D	Prepared	Analyzed	Dil Fac
Acetone	1.9	U	20	1.9	ug/L			12/29/11 18:29	1
Acrylonitrile	1.4	U	20	1.4	ug/L			12/29/11 18:29	1
Benzene	0.16	U	1.0	0.16	ug/L			12/29/11 18:29	1
Bromochloromethane	0.10	U	1.0	0.10	ug/L			12/29/11 18:29	1
Bromodichloromethane	0.17	U	1.0	0.17	ug/L			12/29/11 18:29	1
Bromoform	0.19	U	1.0	0.19	ug/L			12/29/11 18:29	1
Bromomethane	0.21	U	2.0	0.21	ug/L			12/29/11 18:29	1
Carbon disulfide	0.45	U	2.0	0.45	ug/L			12/29/11 18:29	1
Carbon tetrachloride	0.19	U	1.0	0.19	ug/L			12/29/11 18:29	1
Chlorobenzene	0.17	U	1.0	0.17	ug/L			12/29/11 18:29	1
Dibromochloromethane	0.17	U	1.0	0.17	ug/L			12/29/11 18:29	1
Chloroethane	0.41	U	2.0	0.41	ug/L			12/29/11 18:29	1
Chloroform	0.16	U	1.0	0.16	ug/L			12/29/11 18:29	1
Dibromomethane	0.17	U	1.0	0.17	ug/L			12/29/11 18:29	1
1,2-Dichlorobenzene	0.15	U	1.0	0.15	ug/L			12/29/11 18:29	1
1,4-Dichlorobenzene	0.16	U	1.0	0.16	ug/L			12/29/11 18:29	1
trans-1,4-Dichloro-2-butene	0.80	U	3.0	0.80	ug/L			12/29/11 18:29	1
1,1-Dichloroethane	0.22	U	1.0	0.22	ug/L			12/29/11 18:29	1
1,2-Dichloroethane	0.13	U	1.0	0.13	ug/L			12/29/11 18:29	1
cis-1,2-Dichloroethene	0.15	U	1.0	0.15	ug/L			12/29/11 18:29	1
trans-1,2-Dichloroethene	0.15	U	1.0	0.15	ug/L			12/29/11 18:29	1
1,1-Dichloroethene	0.23	U	1.0	0.23	ug/L			12/29/11 18:29	1
1,2-Dichloropropane	0.18	U	1.0	0.18	ug/L			12/29/11 18:29	1
cis-1,3-Dichloropropene	0.16	U	1.0	0.16	ug/L			12/29/11 18:29	1
trans-1,3-Dichloropropene	0.19	U	3.0	0.19	ug/L			12/29/11 18:29	1
Ethylbenzene	0.16	U	1.0	0.16	ug/L			12/29/11 18:29	1
2-Hexanone	1.7	U	5.0	1.7	ug/L			12/29/11 18:29	1
Iodomethane	0.23	U	1.0	0.23	ug/L			12/29/11 18:29	1
Methylene Chloride	0.32	U	2.0	0.32	ug/L			12/29/11 18:29	1
4-Methyl-2-pentanone (MIBK)	0.98	U	5.0	0.98	ug/L			12/29/11 18:29	1
Styrene	0.17	U	1.0	0.17	ug/L			12/29/11 18:29	1
1,1,1,2-Tetrachloroethane	0.21	U	1.0	0.21	ug/L			12/29/11 18:29	1
1,1,2,2-Tetrachloroethane	0.21	U	1.0	0.21	ug/L			12/29/11 18:29	1
Tetrachloroethene	0.20	U	1.0	0.20	ug/L			12/29/11 18:29	1

Method: 8260B - Volatile Organic Compounds (GC/MS) (Continued)

Client Sample ID: MW-FL1
Date Collected: 12/21/11 15:21
Date Received: 12/22/11 11:00

Lab Sample ID: 280-24081-3
Matrix: Water

Analyte	Result	Qualifier	RL	MDL	Unit	D	Prepared	Analyzed	Dil Fac
1,1,1-Trichloroethane	0.16	U	1.0	0.16	ug/L			12/29/11 18:29	1
1,1,2-Trichloroethane	0.27	U	1.0	0.27	ug/L			12/29/11 18:29	1
Trichloroethene	0.16	U	1.0	0.16	ug/L			12/29/11 18:29	1
Trichlorofluoromethane	0.29	U	2.0	0.29	ug/L			12/29/11 18:29	1
1,2,3-Trichloropropane	0.33	U	2.5	0.33	ug/L			12/29/11 18:29	1
Vinyl acetate	0.94	U	3.0	0.94	ug/L			12/29/11 18:29	1
Vinyl chloride	0.10	U	1.0	0.10	ug/L			12/29/11 18:29	1
Xylenes (total)	0.19	U	2.0	0.19	ug/L			12/29/11 18:29	1
Chloromethane	0.30	U	2.0	0.30	ug/L			12/29/11 18:29	1
2-Butanone (MEK)	2.0	U	6.0	2.0	ug/L			12/29/11 18:29	1
Toluene	0.17	U	1.0	0.17	ug/L			12/29/11 18:29	1

Surrogate	*%Recovery*	*Qualifier*	*Limits*	*Prepared*	*Analyzed*	*Dil Fac*
1,2-Dichloroethane-d4 (Surr)	*92*		*70 - 127*		*12/29/11 18:29*	*1*
Toluene-d8 (Surr)	*105*		*80 - 125*		*12/29/11 18:29*	*1*
4-Bromofluorobenzene (Surr)	*102*		*78 - 120*		*12/29/11 18:29*	*1*
Dibromofluoromethane (Surr)	*95*		*77 - 120*		*12/29/11 18:29*	*1*

Client Sample ID: MW-3B
Date Collected: 12/21/11 14:49
Date Received: 12/22/11 11:00

Lab Sample ID: 280-24081-4
Matrix: Water

Analyte	Result	Qualifier	RL	MDL	Unit	D	Prepared	Analyzed	Dil Fac
Acetone	1.9	U	20	1.9	ug/L			12/29/11 18:52	1
Acrylonitrile	1.4	U	20	1.4	ug/L			12/29/11 18:52	1
Benzene	0.16	U	1.0	0.16	ug/L			12/29/11 18:52	1
Bromochloromethane	0.10	U	1.0	0.10	ug/L			12/29/11 18:52	1
Bromodichloromethane	0.17	U	1.0	0.17	ug/L			12/29/11 18:52	1
Bromoform	0.19	U	1.0	0.19	ug/L			12/29/11 18:52	1
Bromomethane	0.21	U	2.0	0.21	ug/L			12/29/11 18:52	1
Carbon disulfide	0.45	U	2.0	0.45	ug/L			12/29/11 18:52	1
Carbon tetrachloride	0.19	U	1.0	0.19	ug/L			12/29/11 18:52	1
Chlorobenzene	0.17	U	1.0	0.17	ug/L			12/29/11 18:52	1
Dibromochloromethane	0.17	U	1.0	0.17	ug/L			12/29/11 18:52	1
Chloroethane	0.41	U	2.0	0.41	ug/L			12/29/11 18:52	1
Chloroform	0.16	U	1.0	0.16	ug/L			12/29/11 18:52	1
Dibromomethane	0.17	U	1.0	0.17	ug/L			12/29/11 18:52	1
1,2-Dichlorobenzene	0.15	U	1.0	0.15	ug/L			12/29/11 18:52	1
1,4-Dichlorobenzene	0.16	U	1.0	0.16	ug/L			12/29/11 18:52	1
trans-1,4-Dichloro-2-butene	0.80	U	3.0	0.80	ug/L			12/29/11 18:52	1
1,1-Dichloroethane	0.22	U	1.0	0.22	ug/L			12/29/11 18:52	1
1,2-Dichloroethane	0.13	U	1.0	0.13	ug/L			12/29/11 18:52	1
cis-1,2-Dichloroethene	0.15	U	1.0	0.15	ug/L			12/29/11 18:52	1
trans-1,2-Dichloroethene	0.15	U	1.0	0.15	ug/L			12/29/11 18:52	1
1,1-Dichloroethene	0.23	U	1.0	0.23	ug/L			12/29/11 18:52	1
1,2-Dichloropropane	0.18	U	1.0	0.18	ug/L			12/29/11 18:52	1
cis-1,3-Dichloropropene	0.16	U	1.0	0.16	ug/L			12/29/11 18:52	1
trans-1,3-Dichloropropene	0.19	U	3.0	0.19	ug/L			12/29/11 18:52	1
Ethylbenzene	0.16	U	1.0	0.16	ug/L			12/29/11 18:52	1
2-Hexanone	1.7	U	5.0	1.7	ug/L			12/29/11 18:52	1

Method: 8260B - Volatile Organic Compounds (GC/MS) (Continued)

Client Sample ID: MW-3B
Date Collected: 12/21/11 14:49
Date Received: 12/22/11 11:00

Lab Sample ID: 280-24081-4
Matrix: Water

Analyte	Result	Qualifier	RL	MDL	Unit	D	Prepared	Analyzed	Dil Fac
Iodomethane	0.23	U	1.0	0.23	ug/L			12/29/11 18:52	1
Methylene Chloride	0.32	U	2.0	0.32	ug/L			12/29/11 18:52	1
4-Methyl-2-pentanone (MIBK)	0.98	U	5.0	0.98	ug/L			12/29/11 18:52	1
Styrene	0.17	U	1.0	0.17	ug/L			12/29/11 18:52	1
1,1,1,2-Tetrachloroethane	0.21	U	1.0	0.21	ug/L			12/29/11 18:52	1
1,1,2,2-Tetrachloroethane	0.21	U	1.0	0.21	ug/L			12/29/11 18:52	1
Tetrachloroethene	0.20	U	1.0	0.20	ug/L			12/29/11 18:52	1
1,1,1-Trichloroethane	0.16	U	1.0	0.16	ug/L			12/29/11 18:52	1
1,1,2-Trichloroethane	0.27	U	1.0	0.27	ug/L			12/29/11 18:52	1
Trichloroethene	0.16	U	1.0	0.16	ug/L			12/29/11 18:52	1
Trichlorofluoromethane	0.29	U	2.0	0.29	ug/L			12/29/11 18:52	1
1,2,3-Trichloropropane	0.33	U	2.5	0.33	ug/L			12/29/11 18:52	1
Vinyl acetate	0.94	U	3.0	0.94	ug/L			12/29/11 18:52	1
Vinyl chloride	0.10	U	1.0	0.10	ug/L			12/29/11 18:52	1
Xylenes (total)	0.19	U	2.0	0.19	ug/L			12/29/11 18:52	1
Chloromethane	0.30	U	2.0	0.30	ug/L			12/29/11 18:52	1
2-Butanone (MEK)	2.0	U	6.0	2.0	ug/L			12/29/11 18:52	1
Toluene	0.17	U	1.0	0.17	ug/L			12/29/11 18:52	1

Surrogate	*%Recovery*	*Qualifier*	*Limits*	*Prepared*	*Analyzed*	*Dil Fac*
1,2-Dichloroethane-d4 (Surr)	*92*		*70 - 127*		*12/29/11 18:52*	*1*
Toluene-d8 (Surr)	*106*		*80 - 125*		*12/29/11 18:52*	*1*
4-Bromofluorobenzene (Surr)	*103*		*78 - 120*		*12/29/11 18:52*	*1*
Dibromofluoromethane (Surr)	*96*		*77 - 120*		*12/29/11 18:52*	*1*

Client Sample ID: MW-3A
Date Collected: 12/21/11 14:10
Date Received: 12/22/11 11:00

Lab Sample ID: 280-24081-5
Matrix: Water

Analyte	Result	Qualifier	RL	MDL	Unit	D	Prepared	Analyzed	Dil Fac
Acetone	1.9	U	20	1.9	ug/L			12/29/11 19:15	1
Acrylonitrile	1.4	U	20	1.4	ug/L			12/29/11 19:15	1
Benzene	0.16	U	1.0	0.16	ug/L			12/29/11 19:15	1
Bromochloromethane	0.10	U	1.0	0.10	ug/L			12/29/11 19:15	1
Bromodichloromethane	0.17	U	1.0	0.17	ug/L			12/29/11 19:15	1
Bromoform	0.19	U	1.0	0.19	ug/L			12/29/11 19:15	1
Bromomethane	0.21	U	2.0	0.21	ug/L			12/29/11 19:15	1
Carbon disulfide	0.45	U	2.0	0.45	ug/L			12/29/11 19:15	1
Carbon tetrachloride	0.19	U	1.0	0.19	ug/L			12/29/11 19:15	1
Chlorobenzene	0.17	U	1.0	0.17	ug/L			12/29/11 19:15	1
Dibromochloromethane	0.17	U	1.0	0.17	ug/L			12/29/11 19:15	1
Chloroethane	0.41	U	2.0	0.41	ug/L			12/29/11 19:15	1
Chloroform	0.16	U	1.0	0.16	ug/L			12/29/11 19:15	1
Dibromomethane	0.17	U	1.0	0.17	ug/L			12/29/11 19:15	1
1,2-Dichlorobenzene	0.15	U	1.0	0.15	ug/L			12/29/11 19:15	1
1,4-Dichlorobenzene	0.16	U	1.0	0.16	ug/L			12/29/11 19:15	1
trans-1,4-Dichloro-2-butene	0.80	U	3.0	0.80	ug/L			12/29/11 19:15	1
1,1-Dichloroethane	0.22	U	1.0	0.22	ug/L			12/29/11 19:15	1
1,2-Dichloroethane	0.13	U	1.0	0.13	ug/L			12/29/11 19:15	1
cis-1,2-Dichloroethene	0.15	U	1.0	0.15	ug/L			12/29/11 19:15	1

Method: 8260B - Volatile Organic Compounds (GC/MS) (Continued)

Client Sample ID: MW-3A
Date Collected: 12/21/11 14:10
Date Received: 12/22/11 11:00

Lab Sample ID: 280-24081-5
Matrix: Water

Analyte	Result	Qualifier	RL	MDL	Unit	D	Prepared	Analyzed	Dil Fac
trans-1,2-Dichloroethene	0.15	U	1.0	0.15	ug/L			12/29/11 19:15	1
1,1-Dichloroethene	0.23	U	1.0	0.23	ug/L			12/29/11 19:15	1
1,2-Dichloropropane	0.18	U	1.0	0.18	ug/L			12/29/11 19:15	1
cis-1,3-Dichloropropene	0.16	U	1.0	0.16	ug/L			12/29/11 19:15	1
trans-1,3-Dichloropropene	0.19	U	3.0	0.19	ug/L			12/29/11 19:15	1
Ethylbenzene	0.16	U	1.0	0.16	ug/L			12/29/11 19:15	1
2-Hexanone	1.7	U	5.0	1.7	ug/L			12/29/11 19:15	1
Iodomethane	0.23	U	1.0	0.23	ug/L			12/29/11 19:15	1
Methylene Chloride	0.32	U	2.0	0.32	ug/L			12/29/11 19:15	1
4-Methyl-2-pentanone (MIBK)	0.98	U	5.0	0.98	ug/L			12/29/11 19:15	1
Styrene	0.17	U	1.0	0.17	ug/L			12/29/11 19:15	1
1,1,1,2-Tetrachloroethane	0.21	U	1.0	0.21	ug/L			12/29/11 19:15	1
1,1,2,2-Tetrachloroethane	0.21	U	1.0	0.21	ug/L			12/29/11 19:15	1
Tetrachloroethene	0.20	U	1.0	0.20	ug/L			12/29/11 19:15	1
1,1,1-Trichloroethane	0.16	U	1.0	0.16	ug/L			12/29/11 19:15	1
1,1,2-Trichloroethane	0.27	U	1.0	0.27	ug/L			12/29/11 19:15	1
Trichloroethene	0.16	U	1.0	0.16	ug/L			12/29/11 19:15	1
Trichlorofluoromethane	0.29	U	2.0	0.29	ug/L			12/29/11 19:15	1
1,2,3-Trichloropropane	0.33	U	2.5	0.33	ug/L			12/29/11 19:15	1
Vinyl acetate	0.94	U	3.0	0.94	ug/L			12/29/11 19:15	1
Vinyl chloride	0.10	U	1.0	0.10	ug/L			12/29/11 19:15	1
Xylenes (total)	0.19	U	2.0	0.19	ug/L			12/29/11 19:15	1
Chloromethane	0.30	U	2.0	0.30	ug/L			12/29/11 19:15	1
2-Butanone (MEK)	2.0	U	6.0	2.0	ug/L			12/29/11 19:15	1
Toluene	0.17	U	1.0	0.17	ug/L			12/29/11 19:15	1

Surrogate	*%Recovery*	*Qualifier*	*Limits*	*Prepared*	*Analyzed*	*Dil Fac*
1,2-Dichloroethane-d4 (Surr)	*91*		*70 - 127*		*12/29/11 19:15*	*1*
Toluene-d8 (Surr)	*108*		*80 - 125*		*12/29/11 19:15*	*1*
4-Bromofluorobenzene (Surr)	*103*		*78 - 120*		*12/29/11 19:15*	*1*
Dibromofluoromethane (Surr)	*95*		*77 - 120*		*12/29/11 19:15*	*1*

Client Sample ID: TRIP BLANK 1
Date Collected: 12/21/11 14:10
Date Received: 12/22/11 11:00

Lab Sample ID: 280-24081-6
Matrix: Water

Analyte	Result	Qualifier	RL	MDL	Unit	D	Prepared	Analyzed	Dil Fac
Acetone	1.9	U	20	1.9	ug/L			12/29/11 19:38	1
Acrylonitrile	1.4	U	20	1.4	ug/L			12/29/11 19:38	1
Benzene	0.16	U	1.0	0.16	ug/L			12/29/11 19:38	1
Bromochloromethane	0.10	U	1.0	0.10	ug/L			12/29/11 19:38	1
Bromodichloromethane	0.17	U	1.0	0.17	ug/L			12/29/11 19:38	1
Bromoform	0.19	U	1.0	0.19	ug/L			12/29/11 19:38	1
Bromomethane	0.21	U	2.0	0.21	ug/L			12/29/11 19:38	1
Carbon disulfide	0.45	U	2.0	0.45	ug/L			12/29/11 19:38	1
Carbon tetrachloride	0.19	U	1.0	0.19	ug/L			12/29/11 19:38	1
Chlorobenzene	0.17	U	1.0	0.17	ug/L			12/29/11 19:38	1
Dibromochloromethane	0.17	U	1.0	0.17	ug/L			12/29/11 19:38	1
Chloroethane	0.41	U	2.0	0.41	ug/L			12/29/11 19:38	1
Chloroform	0.16	U	1.0	0.16	ug/L			12/29/11 19:38	1

Method: 8260B - Volatile Organic Compounds (GC/MS) (Continued)

Client Sample ID: TRIP BLANK 1
Date Collected: 12/21/11 14:10
Date Received: 12/22/11 11:00

Lab Sample ID: 280-24081-6
Matrix: Water

Analyte	Result	Qualifier	RL	MDL	Unit	D	Prepared	Analyzed	Dil Fac
Dibromomethane	0.17	U	1.0	0.17	ug/L			12/29/11 19:38	1
1,2-Dichlorobenzene	0.15	U	1.0	0.15	ug/L			12/29/11 19:38	1
1,4-Dichlorobenzene	0.16	U	1.0	0.16	ug/L			12/29/11 19:38	1
trans-1,4-Dichloro-2-butene	0.80	U	3.0	0.80	ug/L			12/29/11 19:38	1
1,1-Dichloroethane	0.22	U	1.0	0.22	ug/L			12/29/11 19:38	1
1,2-Dichloroethane	0.13	U	1.0	0.13	ug/L			12/29/11 19:38	1
cis-1,2-Dichloroethene	0.15	U	1.0	0.15	ug/L			12/29/11 19:38	1
trans-1,2-Dichloroethene	0.15	U	1.0	0.15	ug/L			12/29/11 19:38	1
1,1-Dichloroethene	0.23	U	1.0	0.23	ug/L			12/29/11 19:38	1
1,2-Dichloropropane	0.18	U	1.0	0.18	ug/L			12/29/11 19:38	1
cis-1,3-Dichloropropene	0.16	U	1.0	0.16	ug/L			12/29/11 19:38	1
trans-1,3-Dichloropropene	0.19	U	3.0	0.19	ug/L			12/29/11 19:38	1
Ethylbenzene	0.16	U	1.0	0.16	ug/L			12/29/11 19:38	1
2-Hexanone	1.7	U	5.0	1.7	ug/L			12/29/11 19:38	1
Iodomethane	0.23	U	1.0	0.23	ug/L			12/29/11 19:38	1
Methylene Chloride	0.32	U	2.0	0.32	ug/L			12/29/11 19:38	1
4-Methyl-2-pentanone (MIBK)	0.98	U	5.0	0.98	ug/L			12/29/11 19:38	1
Styrene	0.17	U	1.0	0.17	ug/L			12/29/11 19:38	1
1,1,1,2-Tetrachloroethane	0.21	U	1.0	0.21	ug/L			12/29/11 19:38	1
1,1,2,2-Tetrachloroethane	0.21	U	1.0	0.21	ug/L			12/29/11 19:38	1
Tetrachloroethene	0.20	U	1.0	0.20	ug/L			12/29/11 19:38	1
1,1,1-Trichloroethane	0.16	U	1.0	0.16	ug/L			12/29/11 19:38	1
1,1,2-Trichloroethane	0.27	U	1.0	0.27	ug/L			12/29/11 19:38	1
Trichloroethene	0.16	U	1.0	0.16	ug/L			12/29/11 19:38	1
Trichlorofluoromethane	0.29	U	2.0	0.29	ug/L			12/29/11 19:38	1
1,2,3-Trichloropropane	0.33	U	2.5	0.33	ug/L			12/29/11 19:38	1
Vinyl acetate	0.94	U	3.0	0.94	ug/L			12/29/11 19:38	1
Vinyl chloride	0.10	U	1.0	0.10	ug/L			12/29/11 19:38	1
Xylenes (total)	0.19	U	2.0	0.19	ug/L			12/29/11 19:38	1
Chloromethane	0.30	U	2.0	0.30	ug/L			12/29/11 19:38	1
2-Butanone (MEK)	2.0	U	6.0	2.0	ug/L			12/29/11 19:38	1
Toluene	0.17	U	1.0	0.17	ug/L			12/29/11 19:38	1

Surrogate	*%Recovery*	*Qualifier*	*Limits*	*Prepared*	*Analyzed*	*Dil Fac*
1,2-Dichloroethane-d4 (Surr)	*94*		*70 - 127*		*12/29/11 19:38*	*1*
Toluene-d8 (Surr)	*108*		*80 - 125*		*12/29/11 19:38*	*1*
4-Bromofluorobenzene (Surr)	*104*		*78 - 120*		*12/29/11 19:38*	*1*
Dibromofluoromethane (Surr)	*98*		*77 - 120*		*12/29/11 19:38*	*1*

Client Sample ID: L-1
Date Collected: 12/22/11 13:30
Date Received: 12/23/11 10:30

Lab Sample ID: 280-24103-1
Matrix: Water

Analyte	Result	Qualifier	RL	MDL	Unit	D	Prepared	Analyzed	Dil Fac
Acetone	**42**	**V**	20	1.9	ug/L			12/30/11 15:39	1
Acetonitrile	9.6	U	30	9.6	ug/L			12/30/11 15:39	1
Acrolein	2.8	U	20	2.8	ug/L			12/30/11 15:39	1
Acrylonitrile	1.4	U	20	1.4	ug/L			12/30/11 15:39	1
3-Chloropropene	0.17	U	2.0	0.17	ug/L			12/30/11 15:39	1
Benzene	**1.3**		1.0	0.16	ug/L			12/30/11 15:39	1

Method: 8260B - Volatile Organic Compounds (GC/MS) (Continued)

Client Sample ID: L-1
Date Collected: 12/22/11 13:30
Date Received: 12/23/11 10:30

Lab Sample ID: 280-24103-1
Matrix: Water

Analyte	Result	Qualifier	RL	MDL	Unit	D	Prepared	Analyzed	Dil Fac
Bromochloromethane	0.10	U	1.0	0.10	ug/L			12/30/11 15:39	1
Bromodichloromethane	0.17	U	1.0	0.17	ug/L			12/30/11 15:39	1
Bromoform	0.19	U	1.0	0.19	ug/L			12/30/11 15:39	1
Carbon disulfide	**0.68**	**I**	2.0	0.45	ug/L			12/30/11 15:39	1
Carbon tetrachloride	0.19	U	1.0	0.19	ug/L			12/30/11 15:39	1
Chloroethane	0.41	U	2.0	0.41	ug/L			12/30/11 15:39	1
Chloroform	0.16	U	1.0	0.16	ug/L			12/30/11 15:39	1
Chloroprene	0.21	U	1.0	0.21	ug/L			12/30/11 15:39	1
Dibromochloromethane	0.17	U	1.0	0.17	ug/L			12/30/11 15:39	1
trans-1,4-Dichloro-2-butene	0.80	U	3.0	0.80	ug/L			12/30/11 15:39	1
Dichlorodifluoromethane	0.31	U	2.0	0.31	ug/L			12/30/11 15:39	1
1,1-Dichloroethane	0.22	U	1.0	0.22	ug/L			12/30/11 15:39	1
1,2-Dichloroethane	**1.2**		1.0	0.13	ug/L			12/30/11 15:39	1
1,1-Dichloroethene	0.23	U	1.0	0.23	ug/L			12/30/11 15:39	1
cis-1,2-Dichloroethene	**0.32**	**I**	1.0	0.15	ug/L			12/30/11 15:39	1
trans-1,2-Dichloroethene	0.15	U	1.0	0.15	ug/L			12/30/11 15:39	1
1,2-Dichloropropane	0.18	U	1.0	0.18	ug/L			12/30/11 15:39	1
1,3-Dichloropropane	0.22	U	1.0	0.22	ug/L			12/30/11 15:39	1
2,2-Dichloropropane	0.18	U	1.0	0.18	ug/L			12/30/11 15:39	1
1,1-Dichloropropene	0.19	U	1.0	0.19	ug/L			12/30/11 15:39	1
cis-1,3-Dichloropropene	0.16	U	1.0	0.16	ug/L			12/30/11 15:39	1
trans-1,3-Dichloropropene	0.19	U	3.0	0.19	ug/L			12/30/11 15:39	1
Ethylbenzene	**0.20**	**I**	1.0	0.16	ug/L			12/30/11 15:39	1
Ethyl methacrylate	0.86	U	3.0	0.86	ug/L			12/30/11 15:39	1
2-Hexanone	1.7	U	5.0	1.7	ug/L			12/30/11 15:39	1
Isobutyl alcohol	37	U	110	37	ug/L			12/30/11 15:39	1
Methacrylonitrile	1.6	U	10	1.6	ug/L			12/30/11 15:39	1
Bromomethane	0.21	U	2.0	0.21	ug/L			12/30/11 15:39	1
Chloromethane	0.30	U	2.0	0.30	ug/L			12/30/11 15:39	1
2-Butanone (MEK)	**28**		6.0	2.0	ug/L			12/30/11 15:39	1
Iodomethane	0.23	U	1.0	0.23	ug/L			12/30/11 15:39	1
Methyl methacrylate	1.1	U	4.0	1.1	ug/L			12/30/11 15:39	1
4-Methyl-2-pentanone (MIBK)	0.98	U	5.0	0.98	ug/L			12/30/11 15:39	1
Dibromomethane	0.17	U	1.0	0.17	ug/L			12/30/11 15:39	1
Methylene Chloride	**0.93**	**I V**	2.0	0.32	ug/L			12/30/11 15:39	1
Propionitrile	3.7	U	20	3.7	ug/L			12/30/11 15:39	1
Styrene	0.17	U	1.0	0.17	ug/L			12/30/11 15:39	1
1,1,1,2-Tetrachloroethane	0.21	U	1.0	0.21	ug/L			12/30/11 15:39	1
1,1,2,2-Tetrachloroethane	0.21	U	1.0	0.21	ug/L			12/30/11 15:39	1
Tetrachloroethene	0.20	U	1.0	0.20	ug/L			12/30/11 15:39	1
Toluene	**0.46**	**I**	1.0	0.17	ug/L			12/30/11 15:39	1
1,1,1-Trichloroethane	0.16	U	1.0	0.16	ug/L			12/30/11 15:39	1
1,1,2-Trichloroethane	0.27	U	1.0	0.27	ug/L			12/30/11 15:39	1
Trichloroethene	0.16	U	1.0	0.16	ug/L			12/30/11 15:39	1
Trichlorofluoromethane	0.29	U	2.0	0.29	ug/L			12/30/11 15:39	1
1,2,3-Trichloropropane	0.33	U	2.5	0.33	ug/L			12/30/11 15:39	1
Vinyl acetate	0.94	U	3.0	0.94	ug/L			12/30/11 15:39	1
Vinyl chloride	0.10	U	1.0	0.10	ug/L			12/30/11 15:39	1
Xylenes (total)	**3.7**		2.0	0.19	ug/L			12/30/11 15:39	1

Method: 8260B - Volatile Organic Compounds (GC/MS) (Continued)

Client Sample ID: L-1
Date Collected: 12/22/11 13:30
Date Received: 12/23/11 10:30

Lab Sample ID: 280-24103-1
Matrix: Water

Analyte	Result	Qualifier	RL	MDL	Unit	D	Prepared	Analyzed	Dil Fac
Chlorobenzene	0.17	U	1.0	0.17	ug/L			12/30/11 15:39	1
1,2-Dichlorobenzene	0.15	U	1.0	0.15	ug/L			12/30/11 15:39	1
1,3-Dichlorobenzene	0.13	U	1.0	0.13	ug/L			12/30/11 15:39	1
1,4-Dichlorobenzene	**0.43**	**I**	1.0	0.16	ug/L			12/30/11 15:39	1

Surrogate	*%Recovery*	*Qualifier*	*Limits*	*Prepared*	*Analyzed*	*Dil Fac*
1,2-Dichloroethane-d4 (Surr)	*115*		*70 - 127*		*12/30/11 15:39*	*1*
Toluene-d8 (Surr)	*95*		*80 - 125*		*12/30/11 15:39*	*1*
Dibromofluoromethane (Surr)	*104*		*77 - 120*		*12/30/11 15:39*	*1*
4-Bromofluorobenzene (Surr)	*102*		*78 - 120*		*12/30/11 15:39*	*1*

Client Sample ID: TRIP BLANK 2
Date Collected: 12/22/11 13:30
Date Received: 12/23/11 10:30

Lab Sample ID: 280-24103-2
Matrix: Water

Analyte	Result	Qualifier	RL	MDL	Unit	D	Prepared	Analyzed	Dil Fac
Acetone	1.9	U	20	1.9	ug/L			12/30/11 03:47	1
Acetonitrile	9.6	U	30	9.6	ug/L			12/30/11 03:47	1
Acrolein	2.8	U	20	2.8	ug/L			12/30/11 03:47	1
Acrylonitrile	1.4	U	20	1.4	ug/L			12/30/11 03:47	1
3-Chloropropene	0.17	U	2.0	0.17	ug/L			12/30/11 03:47	1
Benzene	0.16	U	1.0	0.16	ug/L			12/30/11 03:47	1
Bromochloromethane	0.10	U	1.0	0.10	ug/L			12/30/11 03:47	1
Bromodichloromethane	0.17	U	1.0	0.17	ug/L			12/30/11 03:47	1
Bromoform	0.19	U	1.0	0.19	ug/L			12/30/11 03:47	1
Carbon disulfide	0.45	U	2.0	0.45	ug/L			12/30/11 03:47	1
Carbon tetrachloride	0.19	U	1.0	0.19	ug/L			12/30/11 03:47	1
Chloroethane	0.41	U	2.0	0.41	ug/L			12/30/11 03:47	1
Chloroform	0.16	U	1.0	0.16	ug/L			12/30/11 03:47	1
Chloroprene	0.21	U	1.0	0.21	ug/L			12/30/11 03:47	1
Dibromochloromethane	0.17	U	1.0	0.17	ug/L			12/30/11 03:47	1
trans-1,4-Dichloro-2-butene	0.80	U	3.0	0.80	ug/L			12/30/11 03:47	1
Dichlorodifluoromethane	0.31	U	2.0	0.31	ug/L			12/30/11 03:47	1
1,1-Dichloroethane	0.22	U	1.0	0.22	ug/L			12/30/11 03:47	1
1,2-Dichloroethane	0.13	U	1.0	0.13	ug/L			12/30/11 03:47	1
1,1-Dichloroethene	0.23	U	1.0	0.23	ug/L			12/30/11 03:47	1
cis-1,2-Dichloroethene	0.15	U	1.0	0.15	ug/L			12/30/11 03:47	1
trans-1,2-Dichloroethene	0.15	U	1.0	0.15	ug/L			12/30/11 03:47	1
1,2-Dichloropropane	0.18	U	1.0	0.18	ug/L			12/30/11 03:47	1
1,3-Dichloropropane	0.22	U	1.0	0.22	ug/L			12/30/11 03:47	1
2,2-Dichloropropane	0.18	U	1.0	0.18	ug/L			12/30/11 03:47	1
1,1-Dichloropropene	0.19	U	1.0	0.19	ug/L			12/30/11 03:47	1
cis-1,3-Dichloropropene	0.16	U	1.0	0.16	ug/L			12/30/11 03:47	1
trans-1,3-Dichloropropene	0.19	U	3.0	0.19	ug/L			12/30/11 03:47	1
Ethylbenzene	0.16	U	1.0	0.16	ug/L			12/30/11 03:47	1
Ethyl methacrylate	0.86	U	3.0	0.86	ug/L			12/30/11 03:47	1
2-Hexanone	1.7	U	5.0	1.7	ug/L			12/30/11 03:47	1
Isobutyl alcohol	37	U	110	37	ug/L			12/30/11 03:47	1
Methacrylonitrile	1.6	U	10	1.6	ug/L			12/30/11 03:47	1
Bromomethane	0.21	U	2.0	0.21	ug/L			12/30/11 03:47	1

Method: 8260B - Volatile Organic Compounds (GC/MS) (Continued)

Client Sample ID: TRIP BLANK 2
Date Collected: 12/22/11 13:30
Date Received: 12/23/11 10:30

Lab Sample ID: 280-24103-2
Matrix: Water

Analyte	Result	Qualifier	RL	MDL	Unit	D	Prepared	Analyzed	Dil Fac
Chloromethane	0.30	U	2.0	0.30	ug/L			12/30/11 03:47	1
2-Butanone (MEK)	2.0	U	6.0	2.0	ug/L			12/30/11 03:47	1
Iodomethane	0.23	U	1.0	0.23	ug/L			12/30/11 03:47	1
Methyl methacrylate	1.1	U	4.0	1.1	ug/L			12/30/11 03:47	1
4-Methyl-2-pentanone (MIBK)	0.98	U	5.0	0.98	ug/L			12/30/11 03:47	1
Dibromomethane	0.17	U	1.0	0.17	ug/L			12/30/11 03:47	1
Methylene Chloride	0.32	U	2.0	0.32	ug/L			12/30/11 03:47	1
Propionitrile	3.7	U	20	3.7	ug/L			12/30/11 03:47	1
Styrene	0.17	U	1.0	0.17	ug/L			12/30/11 03:47	1
1,1,1,2-Tetrachloroethane	0.21	U	1.0	0.21	ug/L			12/30/11 03:47	1
1,1,2,2-Tetrachloroethane	0.21	U	1.0	0.21	ug/L			12/30/11 03:47	1
Tetrachloroethene	0.20	U	1.0	0.20	ug/L			12/30/11 03:47	1
Toluene	0.17	U	1.0	0.17	ug/L			12/30/11 03:47	1
1,1,1-Trichloroethane	0.16	U	1.0	0.16	ug/L			12/30/11 03:47	1
1,1,2-Trichloroethane	0.27	U	1.0	0.27	ug/L			12/30/11 03:47	1
Trichloroethene	0.16	U	1.0	0.16	ug/L			12/30/11 03:47	1
Trichlorofluoromethane	0.29	U	2.0	0.29	ug/L			12/30/11 03:47	1
1,2,3-Trichloropropane	0.33	U	2.5	0.33	ug/L			12/30/11 03:47	1
Vinyl acetate	0.94	U	3.0	0.94	ug/L			12/30/11 03:47	1
Vinyl chloride	0.10	U	1.0	0.10	ug/L			12/30/11 03:47	1
Xylenes (total)	0.19	U	2.0	0.19	ug/L			12/30/11 03:47	1
Chlorobenzene	0.17	U	1.0	0.17	ug/L			12/30/11 03:47	1
1,2-Dichlorobenzene	0.15	U	1.0	0.15	ug/L			12/30/11 03:47	1
1,3-Dichlorobenzene	0.13	U	1.0	0.13	ug/L			12/30/11 03:47	1
1,4-Dichlorobenzene	0.16	U	1.0	0.16	ug/L			12/30/11 03:47	1

Surrogate	*%Recovery*	*Qualifier*	*Limits*	*Prepared*	*Analyzed*	*Dil Fac*
1,2-Dichloroethane-d4 (Surr)	*103*		*70 - 127*		*12/30/11 03:47*	*1*
Toluene-d8 (Surr)	*95*		*80 - 125*		*12/30/11 03:47*	*1*
Dibromofluoromethane (Surr)	*98*		*77 - 120*		*12/30/11 03:47*	*1*
4-Bromofluorobenzene (Surr)	*90*		*78 - 120*		*12/30/11 03:47*	*1*

Client Sample ID: MW-FL2R
Date Collected: 12/22/11 13:31
Date Received: 12/23/11 10:30

Lab Sample ID: 280-24109-2
Matrix: Water

Analyte	Result	Qualifier	RL	MDL	Unit	D	Prepared	Analyzed	Dil Fac
Acetone	**3.9**	**I**	20	1.9	ug/L			12/30/11 12:11	1
Acrylonitrile	1.4	U	20	1.4	ug/L			12/30/11 12:11	1
Benzene	0.16	U	1.0	0.16	ug/L			12/30/11 12:11	1
Bromochloromethane	0.10	U	1.0	0.10	ug/L			12/30/11 12:11	1
Bromodichloromethane	0.17	U	1.0	0.17	ug/L			12/30/11 12:11	1
Bromoform	0.19	U	1.0	0.19	ug/L			12/30/11 12:11	1
Bromomethane	0.21	U	2.0	0.21	ug/L			12/30/11 12:11	1
Carbon disulfide	0.45	U	2.0	0.45	ug/L			12/30/11 12:11	1
Carbon tetrachloride	0.19	U	1.0	0.19	ug/L			12/30/11 12:11	1
Chlorobenzene	0.17	U	1.0	0.17	ug/L			12/30/11 12:11	1
Dibromochloromethane	0.17	U	1.0	0.17	ug/L			12/30/11 12:11	1
Chloroethane	0.41	U	2.0	0.41	ug/L			12/30/11 12:11	1
Chloroform	0.16	U	1.0	0.16	ug/L			12/30/11 12:11	1

Method: 8260B - Volatile Organic Compounds (GC/MS) (Continued)

Client Sample ID: MW-FL2R
Date Collected: 12/22/11 13:31
Date Received: 12/23/11 10:30

Lab Sample ID: 280-24109-2
Matrix: Water

Analyte	Result	Qualifier	RL	MDL	Unit	D	Prepared	Analyzed	Dil Fac
Dibromomethane	0.17	U	1.0	0.17	ug/L			12/30/11 12:11	1
1,2-Dichlorobenzene	0.15	U	1.0	0.15	ug/L			12/30/11 12:11	1
1,4-Dichlorobenzene	0.16	U	1.0	0.16	ug/L			12/30/11 12:11	1
trans-1,4-Dichloro-2-butene	0.80	U	3.0	0.80	ug/L			12/30/11 12:11	1
1,1-Dichloroethane	0.22	U	1.0	0.22	ug/L			12/30/11 12:11	1
1,2-Dichloroethane	0.13	U	1.0	0.13	ug/L			12/30/11 12:11	1
cis-1,2-Dichloroethene	0.15	U	1.0	0.15	ug/L			12/30/11 12:11	1
trans-1,2-Dichloroethene	0.15	U	1.0	0.15	ug/L			12/30/11 12:11	1
1,1-Dichloroethene	0.23	U	1.0	0.23	ug/L			12/30/11 12:11	1
1,2-Dichloropropane	0.18	U	1.0	0.18	ug/L			12/30/11 12:11	1
cis-1,3-Dichloropropene	0.16	U	1.0	0.16	ug/L			12/30/11 12:11	1
trans-1,3-Dichloropropene	0.19	U	3.0	0.19	ug/L			12/30/11 12:11	1
Ethylbenzene	0.16	U	1.0	0.16	ug/L			12/30/11 12:11	1
2-Hexanone	1.7	U	5.0	1.7	ug/L			12/30/11 12:11	1
Iodomethane	0.23	U	1.0	0.23	ug/L			12/30/11 12:11	1
Methylene Chloride	**0.58**	**I V**	2.0	0.32	ug/L			12/30/11 12:11	1
4-Methyl-2-pentanone (MIBK)	0.98	U	5.0	0.98	ug/L			12/30/11 12:11	1
Styrene	0.17	U	1.0	0.17	ug/L			12/30/11 12:11	1
1,1,1,2-Tetrachloroethane	0.21	U	1.0	0.21	ug/L			12/30/11 12:11	1
1,1,2,2-Tetrachloroethane	0.21	U	1.0	0.21	ug/L			12/30/11 12:11	1
Tetrachloroethene	0.20	U	1.0	0.20	ug/L			12/30/11 12:11	1
1,1,1-Trichloroethane	0.16	U	1.0	0.16	ug/L			12/30/11 12:11	1
1,1,2-Trichloroethane	0.27	U	1.0	0.27	ug/L			12/30/11 12:11	1
Trichloroethene	0.16	U	1.0	0.16	ug/L			12/30/11 12:11	1
Trichlorofluoromethane	0.29	U	2.0	0.29	ug/L			12/30/11 12:11	1
1,2,3-Trichloropropane	0.33	U	2.5	0.33	ug/L			12/30/11 12:11	1
Vinyl acetate	0.94	U	3.0	0.94	ug/L			12/30/11 12:11	1
Vinyl chloride	0.10	U	1.0	0.10	ug/L			12/30/11 12:11	1
Xylenes (total)	0.19	U	2.0	0.19	ug/L			12/30/11 12:11	1
Chloromethane	0.30	U	2.0	0.30	ug/L			12/30/11 12:11	1
2-Butanone (MEK)	2.0	U	6.0	2.0	ug/L			12/30/11 12:11	1
Toluene	0.17	U	1.0	0.17	ug/L			12/30/11 12:11	1

Surrogate	*%Recovery*	*Qualifier*	*Limits*	*Prepared*	*Analyzed*	*Dil Fac*
1,2-Dichloroethane-d4 (Surr)	*109*		*70 - 127*		*12/30/11 12:11*	*1*
Toluene-d8 (Surr)	*107*		*80 - 125*		*12/30/11 12:11*	*1*
4-Bromofluorobenzene (Surr)	*97*		*78 - 120*		*12/30/11 12:11*	*1*
Dibromofluoromethane (Surr)	*110*		*77 - 120*		*12/30/11 12:11*	*1*

Client Sample ID: MW-6AR
Date Collected: 12/22/11 12:50
Date Received: 12/23/11 10:30

Lab Sample ID: 280-24109-3
Matrix: Water

Analyte	Result	Qualifier	RL	MDL	Unit	D	Prepared	Analyzed	Dil Fac
Acetone	**3.5**	**I**	20	1.9	ug/L			12/30/11 12:32	1
Acrylonitrile	1.4	U	20	1.4	ug/L			12/30/11 12:32	1
Benzene	0.16	U	1.0	0.16	ug/L			12/30/11 12:32	1
Bromochloromethane	0.10	U	1.0	0.10	ug/L			12/30/11 12:32	1
Bromodichloromethane	0.17	U	1.0	0.17	ug/L			12/30/11 12:32	1
Bromoform	0.19	U	1.0	0.19	ug/L			12/30/11 12:32	1

Method: 8260B - Volatile Organic Compounds (GC/MS) (Continued)

Client Sample ID: MW-6AR
Date Collected: 12/22/11 12:50
Date Received: 12/23/11 10:30

Lab Sample ID: 280-24109-3
Matrix: Water

Analyte	Result	Qualifier	RL	MDL	Unit	D	Prepared	Analyzed	Dil Fac
Bromomethane	0.21	U	2.0	0.21	ug/L			12/30/11 12:32	1
Carbon disulfide	0.45	U	2.0	0.45	ug/L			12/30/11 12:32	1
Carbon tetrachloride	0.19	U	1.0	0.19	ug/L			12/30/11 12:32	1
Chlorobenzene	0.17	U	1.0	0.17	ug/L			12/30/11 12:32	1
Dibromochloromethane	0.17	U	1.0	0.17	ug/L			12/30/11 12:32	1
Chloroethane	0.41	U	2.0	0.41	ug/L			12/30/11 12:32	1
Chloroform	0.16	U	1.0	0.16	ug/L			12/30/11 12:32	1
Dibromomethane	0.17	U	1.0	0.17	ug/L			12/30/11 12:32	1
1,2-Dichlorobenzene	0.15	U	1.0	0.15	ug/L			12/30/11 12:32	1
1,4-Dichlorobenzene	0.16	U	1.0	0.16	ug/L			12/30/11 12:32	1
trans-1,4-Dichloro-2-butene	0.80	U	3.0	0.80	ug/L			12/30/11 12:32	1
1,1-Dichloroethane	0.22	U	1.0	0.22	ug/L			12/30/11 12:32	1
1,2-Dichloroethane	0.13	U	1.0	0.13	ug/L			12/30/11 12:32	1
cis-1,2-Dichloroethene	0.15	U	1.0	0.15	ug/L			12/30/11 12:32	1
trans-1,2-Dichloroethene	0.15	U	1.0	0.15	ug/L			12/30/11 12:32	1
1,1-Dichloroethene	0.23	U	1.0	0.23	ug/L			12/30/11 12:32	1
1,2-Dichloropropane	0.18	U	1.0	0.18	ug/L			12/30/11 12:32	1
cis-1,3-Dichloropropene	0.16	U	1.0	0.16	ug/L			12/30/11 12:32	1
trans-1,3-Dichloropropene	0.19	U	3.0	0.19	ug/L			12/30/11 12:32	1
Ethylbenzene	0.16	U	1.0	0.16	ug/L			12/30/11 12:32	1
2-Hexanone	1.7	U	5.0	1.7	ug/L			12/30/11 12:32	1
Iodomethane	0.23	U	1.0	0.23	ug/L			12/30/11 12:32	1
Methylene Chloride	**0.55**	**I V**	2.0	0.32	ug/L			12/30/11 12:32	1
4-Methyl-2-pentanone (MIBK)	0.98	U	5.0	0.98	ug/L			12/30/11 12:32	1
Styrene	0.17	U	1.0	0.17	ug/L			12/30/11 12:32	1
1,1,1,2-Tetrachloroethane	0.21	U	1.0	0.21	ug/L			12/30/11 12:32	1
1,1,2,2-Tetrachloroethane	0.21	U	1.0	0.21	ug/L			12/30/11 12:32	1
Tetrachloroethene	0.20	U	1.0	0.20	ug/L			12/30/11 12:32	1
1,1,1-Trichloroethane	0.16	U	1.0	0.16	ug/L			12/30/11 12:32	1
1,1,2-Trichloroethane	0.27	U	1.0	0.27	ug/L			12/30/11 12:32	1
Trichloroethene	0.16	U	1.0	0.16	ug/L			12/30/11 12:32	1
Trichlorofluoromethane	0.29	U	2.0	0.29	ug/L			12/30/11 12:32	1
1,2,3-Trichloropropane	0.33	U	2.5	0.33	ug/L			12/30/11 12:32	1
Vinyl acetate	0.94	U	3.0	0.94	ug/L			12/30/11 12:32	1
Vinyl chloride	0.10	U	1.0	0.10	ug/L			12/30/11 12:32	1
Xylenes (total)	0.19	U	2.0	0.19	ug/L			12/30/11 12:32	1
Chloromethane	0.30	U	2.0	0.30	ug/L			12/30/11 12:32	1
2-Butanone (MEK)	2.0	U	6.0	2.0	ug/L			12/30/11 12:32	1
Toluene	0.17	U	1.0	0.17	ug/L			12/30/11 12:32	1

Surrogate	*%Recovery*	*Qualifier*	*Limits*	*Prepared*	*Analyzed*	*Dil Fac*
1,2-Dichloroethane-d4 (Surr)	*111*		*70 - 127*		*12/30/11 12:32*	*1*
Toluene-d8 (Surr)	*118*		*80 - 125*		*12/30/11 12:32*	*1*
4-Bromofluorobenzene (Surr)	*103*		*78 - 120*		*12/30/11 12:32*	*1*
Dibromofluoromethane (Surr)	*110*		*77 - 120*		*12/30/11 12:32*	*1*

Method: 8260B - Volatile Organic Compounds (GC/MS)

Client Sample ID: MW-6BR
Date Collected: 12/22/11 12:14
Date Received: 12/23/11 10:30

Lab Sample ID: 280-24109-4
Matrix: Water

Analyte	Result	Qualifier	RL	MDL	Unit	D	Prepared	Analyzed	Dil Fac
Acetone	**2.4**	**I**	20	1.9	ug/L			12/30/11 12:53	1
Acrylonitrile	1.4	U	20	1.4	ug/L			12/30/11 12:53	1
Benzene	0.16	U	1.0	0.16	ug/L			12/30/11 12:53	1
Bromochloromethane	0.10	U	1.0	0.10	ug/L			12/30/11 12:53	1
Bromodichloromethane	0.17	U	1.0	0.17	ug/L			12/30/11 12:53	1
Bromoform	0.19	U	1.0	0.19	ug/L			12/30/11 12:53	1
Bromomethane	0.21	U	2.0	0.21	ug/L			12/30/11 12:53	1
Carbon disulfide	0.45	U	2.0	0.45	ug/L			12/30/11 12:53	1
Carbon tetrachloride	0.19	U	1.0	0.19	ug/L			12/30/11 12:53	1
Chlorobenzene	0.17	U	1.0	0.17	ug/L			12/30/11 12:53	1
Dibromochloromethane	0.17	U	1.0	0.17	ug/L			12/30/11 12:53	1
Chloroethane	0.41	U	2.0	0.41	ug/L			12/30/11 12:53	1
Chloroform	**0.58**	**I**	1.0	0.16	ug/L			12/30/11 12:53	1
Dibromomethane	0.17	U	1.0	0.17	ug/L			12/30/11 12:53	1
1,2-Dichlorobenzene	0.15	U	1.0	0.15	ug/L			12/30/11 12:53	1
1,4-Dichlorobenzene	0.16	U	1.0	0.16	ug/L			12/30/11 12:53	1
trans-1,4-Dichloro-2-butene	0.80	U	3.0	0.80	ug/L			12/30/11 12:53	1
1,1-Dichloroethane	0.22	U	1.0	0.22	ug/L			12/30/11 12:53	1
1,2-Dichloroethane	0.13	U	1.0	0.13	ug/L			12/30/11 12:53	1
cis-1,2-Dichloroethene	0.15	U	1.0	0.15	ug/L			12/30/11 12:53	1
trans-1,2-Dichloroethene	0.15	U	1.0	0.15	ug/L			12/30/11 12:53	1
1,1-Dichloroethene	0.23	U	1.0	0.23	ug/L			12/30/11 12:53	1
1,2-Dichloropropane	0.18	U	1.0	0.18	ug/L			12/30/11 12:53	1
cis-1,3-Dichloropropene	0.16	U	1.0	0.16	ug/L			12/30/11 12:53	1
trans-1,3-Dichloropropene	0.19	U	3.0	0.19	ug/L			12/30/11 12:53	1
Ethylbenzene	0.16	U	1.0	0.16	ug/L			12/30/11 12:53	1
2-Hexanone	1.7	U	5.0	1.7	ug/L			12/30/11 12:53	1
Iodomethane	0.23	U	1.0	0.23	ug/L			12/30/11 12:53	1
Methylene Chloride	**0.57**	**I V**	2.0	0.32	ug/L			12/30/11 12:53	1
4-Methyl-2-pentanone (MIBK)	0.98	U	5.0	0.98	ug/L			12/30/11 12:53	1
Styrene	0.17	U	1.0	0.17	ug/L			12/30/11 12:53	1
1,1,1,2-Tetrachloroethane	0.21	U	1.0	0.21	ug/L			12/30/11 12:53	1
1,1,2,2-Tetrachloroethane	0.21	U	1.0	0.21	ug/L			12/30/11 12:53	1
Tetrachloroethene	0.20	U	1.0	0.20	ug/L			12/30/11 12:53	1
1,1,1-Trichloroethane	0.16	U	1.0	0.16	ug/L			12/30/11 12:53	1
1,1,2-Trichloroethane	0.27	U	1.0	0.27	ug/L			12/30/11 12:53	1
Trichloroethene	0.16	U	1.0	0.16	ug/L			12/30/11 12:53	1
Trichlorofluoromethane	0.29	U	2.0	0.29	ug/L			12/30/11 12:53	1
1,2,3-Trichloropropane	0.33	U	2.5	0.33	ug/L			12/30/11 12:53	1
Vinyl acetate	0.94	U	3.0	0.94	ug/L			12/30/11 12:53	1
Vinyl chloride	0.10	U	1.0	0.10	ug/L			12/30/11 12:53	1
Xylenes (total)	0.19	U	2.0	0.19	ug/L			12/30/11 12:53	1
Chloromethane	0.30	U	2.0	0.30	ug/L			12/30/11 12:53	1
2-Butanone (MEK)	2.0	U	6.0	2.0	ug/L			12/30/11 12:53	1
Toluene	0.17	U	1.0	0.17	ug/L			12/30/11 12:53	1

Surrogate	*%Recovery*	*Qualifier*	*Limits*	*Prepared*	*Analyzed*	*Dil Fac*
1,2-Dichloroethane-d4 (Surr)	*113*		*70 - 127*		*12/30/11 12:53*	*1*
Toluene-d8 (Surr)	*108*		*80 - 125*		*12/30/11 12:53*	*1*

Method: 8260B - Volatile Organic Compounds (GC/MS) (Continued)

Client Sample ID: MW-6BR
Date Collected: 12/22/11 12:14
Date Received: 12/23/11 10:30

Lab Sample ID: 280-24109-4
Matrix: Water

Surrogate	*%Recovery*	*Qualifier*	*Limits*	*Prepared*	*Analyzed*	*Dil Fac*
4-Bromofluorobenzene (Surr)	*102*		*78 - 120*		*12/30/11 12:53*	*1*
Dibromofluoromethane (Surr)	*113*		*77 - 120*		*12/30/11 12:53*	*1*

Client Sample ID: MW-5B
Date Collected: 12/22/11 11:38
Date Received: 12/23/11 10:30

Lab Sample ID: 280-24109-5
Matrix: Water

Analyte	Result	Qualifier	RL	MDL	Unit	D	Prepared	Analyzed	Dil Fac
Acetone	1.9	U	20	1.9	ug/L			12/30/11 13:14	1
Acrylonitrile	1.4	U	20	1.4	ug/L			12/30/11 13:14	1
Benzene	0.16	U	1.0	0.16	ug/L			12/30/11 13:14	1
Bromochloromethane	0.10	U	1.0	0.10	ug/L			12/30/11 13:14	1
Bromodichloromethane	0.17	U	1.0	0.17	ug/L			12/30/11 13:14	1
Bromoform	0.19	U	1.0	0.19	ug/L			12/30/11 13:14	1
Bromomethane	0.21	U	2.0	0.21	ug/L			12/30/11 13:14	1
Carbon disulfide	0.45	U	2.0	0.45	ug/L			12/30/11 13:14	1
Carbon tetrachloride	0.19	U	1.0	0.19	ug/L			12/30/11 13:14	1
Chlorobenzene	0.17	U	1.0	0.17	ug/L			12/30/11 13:14	1
Dibromochloromethane	0.17	U	1.0	0.17	ug/L			12/30/11 13:14	1
Chloroethane	0.41	U	2.0	0.41	ug/L			12/30/11 13:14	1
Chloroform	0.16	U	1.0	0.16	ug/L			12/30/11 13:14	1
Dibromomethane	0.17	U	1.0	0.17	ug/L			12/30/11 13:14	1
1,2-Dichlorobenzene	0.15	U	1.0	0.15	ug/L			12/30/11 13:14	1
1,4-Dichlorobenzene	0.16	U	1.0	0.16	ug/L			12/30/11 13:14	1
trans-1,4-Dichloro-2-butene	0.80	U	3.0	0.80	ug/L			12/30/11 13:14	1
1,1-Dichloroethane	0.22	U	1.0	0.22	ug/L			12/30/11 13:14	1
1,2-Dichloroethane	0.13	U	1.0	0.13	ug/L			12/30/11 13:14	1
cis-1,2-Dichloroethene	0.15	U	1.0	0.15	ug/L			12/30/11 13:14	1
trans-1,2-Dichloroethene	0.15	U	1.0	0.15	ug/L			12/30/11 13:14	1
1,1-Dichloroethene	0.23	U	1.0	0.23	ug/L			12/30/11 13:14	1
1,2-Dichloropropane	0.18	U	1.0	0.18	ug/L			12/30/11 13:14	1
cis-1,3-Dichloropropene	0.16	U	1.0	0.16	ug/L			12/30/11 13:14	1
trans-1,3-Dichloropropene	0.19	U	3.0	0.19	ug/L			12/30/11 13:14	1
Ethylbenzene	0.16	U	1.0	0.16	ug/L			12/30/11 13:14	1
2-Hexanone	1.7	U	5.0	1.7	ug/L			12/30/11 13:14	1
Iodomethane	0.23	U	1.0	0.23	ug/L			12/30/11 13:14	1
Methylene Chloride	**0.56**	**I V**	2.0	0.32	ug/L			12/30/11 13:14	1
4-Methyl-2-pentanone (MIBK)	0.98	U	5.0	0.98	ug/L			12/30/11 13:14	1
Styrene	0.17	U	1.0	0.17	ug/L			12/30/11 13:14	1
1,1,1,2-Tetrachloroethane	0.21	U	1.0	0.21	ug/L			12/30/11 13:14	1
1,1,2,2-Tetrachloroethane	0.21	U	1.0	0.21	ug/L			12/30/11 13:14	1
Tetrachloroethene	0.20	U	1.0	0.20	ug/L			12/30/11 13:14	1
1,1,1-Trichloroethane	0.16	U	1.0	0.16	ug/L			12/30/11 13:14	1
1,1,2-Trichloroethane	0.27	U	1.0	0.27	ug/L			12/30/11 13:14	1
Trichloroethene	0.16	U	1.0	0.16	ug/L			12/30/11 13:14	1
Trichlorofluoromethane	0.29	U	2.0	0.29	ug/L			12/30/11 13:14	1
1,2,3-Trichloropropane	0.33	U	2.5	0.33	ug/L			12/30/11 13:14	1
Vinyl acetate	0.94	U	3.0	0.94	ug/L			12/30/11 13:14	1
Vinyl chloride	0.10	U	1.0	0.10	ug/L			12/30/11 13:14	1

Method: 8260B - Volatile Organic Compounds (GC/MS) (Continued)

Client Sample ID: MW-5B
Date Collected: 12/22/11 11:38
Date Received: 12/23/11 10:30

Lab Sample ID: 280-24109-5
Matrix: Water

Analyte	Result	Qualifier	RL	MDL	Unit	D	Prepared	Analyzed	Dil Fac
Xylenes (total)	0.19	U	2.0	0.19	ug/L			12/30/11 13:14	1
Chloromethane	0.30	U	2.0	0.30	ug/L			12/30/11 13:14	1
2-Butanone (MEK)	2.0	U	6.0	2.0	ug/L			12/30/11 13:14	1
Toluene	0.17	U	1.0	0.17	ug/L			12/30/11 13:14	1

Surrogate	*%Recovery*	*Qualifier*	*Limits*	*Prepared*	*Analyzed*	*Dil Fac*
1,2-Dichloroethane-d4 (Surr)	*109*		*70 - 127*		*12/30/11 13:14*	*1*
Toluene-d8 (Surr)	*106*		*80 - 125*		*12/30/11 13:14*	*1*
4-Bromofluorobenzene (Surr)	*95*		*78 - 120*		*12/30/11 13:14*	*1*
Dibromofluoromethane (Surr)	*108*		*77 - 120*		*12/30/11 13:14*	*1*

Client Sample ID: MW-5A
Date Collected: 12/22/11 10:51
Date Received: 12/23/11 10:30

Lab Sample ID: 280-24109-6
Matrix: Water

Analyte	Result	Qualifier	RL	MDL	Unit	D	Prepared	Analyzed	Dil Fac
Acetone	**4.7**	**I**	20	1.9	ug/L			12/30/11 13:36	1
Acrylonitrile	1.4	U	20	1.4	ug/L			12/30/11 13:36	1
Benzene	0.16	U	1.0	0.16	ug/L			12/30/11 13:36	1
Bromochloromethane	0.10	U	1.0	0.10	ug/L			12/30/11 13:36	1
Bromodichloromethane	0.17	U	1.0	0.17	ug/L			12/30/11 13:36	1
Bromoform	0.19	U	1.0	0.19	ug/L			12/30/11 13:36	1
Bromomethane	0.21	U	2.0	0.21	ug/L			12/30/11 13:36	1
Carbon disulfide	0.45	U	2.0	0.45	ug/L			12/30/11 13:36	1
Carbon tetrachloride	0.19	U	1.0	0.19	ug/L			12/30/11 13:36	1
Chlorobenzene	0.17	U	1.0	0.17	ug/L			12/30/11 13:36	1
Dibromochloromethane	0.17	U	1.0	0.17	ug/L			12/30/11 13:36	1
Chloroethane	0.41	U	2.0	0.41	ug/L			12/30/11 13:36	1
Chloroform	0.16	U	1.0	0.16	ug/L			12/30/11 13:36	1
Dibromomethane	0.17	U	1.0	0.17	ug/L			12/30/11 13:36	1
1,2-Dichlorobenzene	0.15	U	1.0	0.15	ug/L			12/30/11 13:36	1
1,4-Dichlorobenzene	0.16	U	1.0	0.16	ug/L			12/30/11 13:36	1
trans-1,4-Dichloro-2-butene	0.80	U	3.0	0.80	ug/L			12/30/11 13:36	1
1,1-Dichloroethane	0.22	U	1.0	0.22	ug/L			12/30/11 13:36	1
1,2-Dichloroethane	0.13	U	1.0	0.13	ug/L			12/30/11 13:36	1
cis-1,2-Dichloroethene	0.15	U	1.0	0.15	ug/L			12/30/11 13:36	1
trans-1,2-Dichloroethene	0.15	U	1.0	0.15	ug/L			12/30/11 13:36	1
1,1-Dichloroethene	0.23	U	1.0	0.23	ug/L			12/30/11 13:36	1
1,2-Dichloropropane	0.18	U	1.0	0.18	ug/L			12/30/11 13:36	1
cis-1,3-Dichloropropene	0.16	U	1.0	0.16	ug/L			12/30/11 13:36	1
trans-1,3-Dichloropropene	0.19	U	3.0	0.19	ug/L			12/30/11 13:36	1
Ethylbenzene	0.16	U	1.0	0.16	ug/L			12/30/11 13:36	1
2-Hexanone	1.7	U	5.0	1.7	ug/L			12/30/11 13:36	1
Iodomethane	0.23	U	1.0	0.23	ug/L			12/30/11 13:36	1
Methylene Chloride	**0.58**	**I V**	2.0	0.32	ug/L			12/30/11 13:36	1
4-Methyl-2-pentanone (MIBK)	0.98	U	5.0	0.98	ug/L			12/30/11 13:36	1
Styrene	0.17	U	1.0	0.17	ug/L			12/30/11 13:36	1
1,1,1,2-Tetrachloroethane	0.21	U	1.0	0.21	ug/L			12/30/11 13:36	1
1,1,2,2-Tetrachloroethane	0.21	U	1.0	0.21	ug/L			12/30/11 13:36	1
Tetrachloroethene	0.20	U	1.0	0.20	ug/L			12/30/11 13:36	1

Method: 8260B - Volatile Organic Compounds (GC/MS) (Continued)

Client Sample ID: MW-5A
Date Collected: 12/22/11 10:51
Date Received: 12/23/11 10:30

Lab Sample ID: 280-24109-6
Matrix: Water

Analyte	Result	Qualifier	RL	MDL	Unit	D	Prepared	Analyzed	Dil Fac
1,1,1-Trichloroethane	0.16	U	1.0	0.16	ug/L			12/30/11 13:36	1
1,1,2-Trichloroethane	0.27	U	1.0	0.27	ug/L			12/30/11 13:36	1
Trichloroethene	0.16	U	1.0	0.16	ug/L			12/30/11 13:36	1
Trichlorofluoromethane	0.29	U	2.0	0.29	ug/L			12/30/11 13:36	1
1,2,3-Trichloropropane	0.33	U	2.5	0.33	ug/L			12/30/11 13:36	1
Vinyl acetate	0.94	U	3.0	0.94	ug/L			12/30/11 13:36	1
Vinyl chloride	0.10	U	1.0	0.10	ug/L			12/30/11 13:36	1
Xylenes (total)	0.19	U	2.0	0.19	ug/L			12/30/11 13:36	1
Chloromethane	0.30	U	2.0	0.30	ug/L			12/30/11 13:36	1
2-Butanone (MEK)	2.0	U	6.0	2.0	ug/L			12/30/11 13:36	1
Toluene	0.17	U	1.0	0.17	ug/L			12/30/11 13:36	1

Surrogate	*%Recovery*	*Qualifier*	*Limits*	*Prepared*	*Analyzed*	*Dil Fac*
1,2-Dichloroethane-d4 (Surr)	*115*		*70 - 127*		*12/30/11 13:36*	*1*
Toluene-d8 (Surr)	*118*		*80 - 125*		*12/30/11 13:36*	*1*
4-Bromofluorobenzene (Surr)	*107*		*78 - 120*		*12/30/11 13:36*	*1*
Dibromofluoromethane (Surr)	*112*		*77 - 120*		*12/30/11 13:36*	*1*

Client Sample ID: MW-7A
Date Collected: 12/22/11 10:14
Date Received: 12/23/11 10:30

Lab Sample ID: 280-24109-7
Matrix: Water

Analyte	Result	Qualifier	RL	MDL	Unit	D	Prepared	Analyzed	Dil Fac
Acetone	**3.1**	**I**	20	1.9	ug/L			12/30/11 13:57	1
Acrylonitrile	1.4	U	20	1.4	ug/L			12/30/11 13:57	1
Benzene	0.16	U	1.0	0.16	ug/L			12/30/11 13:57	1
Bromochloromethane	0.10	U	1.0	0.10	ug/L			12/30/11 13:57	1
Bromodichloromethane	0.17	U	1.0	0.17	ug/L			12/30/11 13:57	1
Bromoform	0.19	U	1.0	0.19	ug/L			12/30/11 13:57	1
Bromomethane	0.21	U	2.0	0.21	ug/L			12/30/11 13:57	1
Carbon disulfide	0.45	U	2.0	0.45	ug/L			12/30/11 13:57	1
Carbon tetrachloride	0.19	U	1.0	0.19	ug/L			12/30/11 13:57	1
Chlorobenzene	0.17	U	1.0	0.17	ug/L			12/30/11 13:57	1
Dibromochloromethane	0.17	U	1.0	0.17	ug/L			12/30/11 13:57	1
Chloroethane	0.41	U	2.0	0.41	ug/L			12/30/11 13:57	1
Chloroform	0.16	U	1.0	0.16	ug/L			12/30/11 13:57	1
Dibromomethane	0.17	U	1.0	0.17	ug/L			12/30/11 13:57	1
1,2-Dichlorobenzene	0.15	U	1.0	0.15	ug/L			12/30/11 13:57	1
1,4-Dichlorobenzene	0.16	U	1.0	0.16	ug/L			12/30/11 13:57	1
trans-1,4-Dichloro-2-butene	0.80	U	3.0	0.80	ug/L			12/30/11 13:57	1
1,1-Dichloroethane	0.22	U	1.0	0.22	ug/L			12/30/11 13:57	1
1,2-Dichloroethane	0.13	U	1.0	0.13	ug/L			12/30/11 13:57	1
cis-1,2-Dichloroethene	0.15	U	1.0	0.15	ug/L			12/30/11 13:57	1
trans-1,2-Dichloroethene	0.15	U	1.0	0.15	ug/L			12/30/11 13:57	1
1,1-Dichloroethene	0.23	U	1.0	0.23	ug/L			12/30/11 13:57	1
1,2-Dichloropropane	0.18	U	1.0	0.18	ug/L			12/30/11 13:57	1
cis-1,3-Dichloropropene	0.16	U	1.0	0.16	ug/L			12/30/11 13:57	1
trans-1,3-Dichloropropene	0.19	U	3.0	0.19	ug/L			12/30/11 13:57	1
Ethylbenzene	0.16	U	1.0	0.16	ug/L			12/30/11 13:57	1
2-Hexanone	1.7	U	5.0	1.7	ug/L			12/30/11 13:57	1

Method: 8260B - Volatile Organic Compounds (GC/MS) (Continued)

Client Sample ID: MW-7A
Date Collected: 12/22/11 10:14
Date Received: 12/23/11 10:30

Lab Sample ID: 280-24109-7
Matrix: Water

Analyte	Result	Qualifier	RL	MDL	Unit	D	Prepared	Analyzed	Dil Fac
Iodomethane	0.23	U	1.0	0.23	ug/L			12/30/11 13:57	1
Methylene Chloride	**0.57**	**I V**	2.0	0.32	ug/L			12/30/11 13:57	1
4-Methyl-2-pentanone (MIBK)	0.98	U	5.0	0.98	ug/L			12/30/11 13:57	1
Styrene	0.17	U	1.0	0.17	ug/L			12/30/11 13:57	1
1,1,1,2-Tetrachloroethane	0.21	U	1.0	0.21	ug/L			12/30/11 13:57	1
1,1,2,2-Tetrachloroethane	0.21	U	1.0	0.21	ug/L			12/30/11 13:57	1
Tetrachloroethene	0.20	U	1.0	0.20	ug/L			12/30/11 13:57	1
1,1,1-Trichloroethane	0.16	U	1.0	0.16	ug/L			12/30/11 13:57	1
1,1,2-Trichloroethane	0.27	U	1.0	0.27	ug/L			12/30/11 13:57	1
Trichloroethene	0.16	U	1.0	0.16	ug/L			12/30/11 13:57	1
Trichlorofluoromethane	0.29	U	2.0	0.29	ug/L			12/30/11 13:57	1
1,2,3-Trichloropropane	0.33	U	2.5	0.33	ug/L			12/30/11 13:57	1
Vinyl acetate	0.94	U	3.0	0.94	ug/L			12/30/11 13:57	1
Vinyl chloride	0.10	U	1.0	0.10	ug/L			12/30/11 13:57	1
Xylenes (total)	0.19	U	2.0	0.19	ug/L			12/30/11 13:57	1
Chloromethane	0.30	U	2.0	0.30	ug/L			12/30/11 13:57	1
2-Butanone (MEK)	2.0	U	6.0	2.0	ug/L			12/30/11 13:57	1
Toluene	0.17	U	1.0	0.17	ug/L			12/30/11 13:57	1

Surrogate	*%Recovery*	*Qualifier*	*Limits*	*Prepared*	*Analyzed*	*Dil Fac*
1,2-Dichloroethane-d4 (Surr)	*115*		*70 - 127*		*12/30/11 13:57*	*1*
Toluene-d8 (Surr)	*113*		*80 - 125*		*12/30/11 13:57*	*1*
4-Bromofluorobenzene (Surr)	*99*		*78 - 120*		*12/30/11 13:57*	*1*
Dibromofluoromethane (Surr)	*113*		*77 - 120*		*12/30/11 13:57*	*1*

Client Sample ID: MW-7B
Date Collected: 12/22/11 09:45
Date Received: 12/23/11 10:30

Lab Sample ID: 280-24109-8
Matrix: Water

Analyte	Result	Qualifier	RL	MDL	Unit	D	Prepared	Analyzed	Dil Fac
Acetone	**4.5**	**I**	20	1.9	ug/L			12/30/11 14:18	1
Acrylonitrile	1.4	U	20	1.4	ug/L			12/30/11 14:18	1
Benzene	0.16	U	1.0	0.16	ug/L			12/30/11 14:18	1
Bromochloromethane	0.10	U	1.0	0.10	ug/L			12/30/11 14:18	1
Bromodichloromethane	0.17	U	1.0	0.17	ug/L			12/30/11 14:18	1
Bromoform	0.19	U	1.0	0.19	ug/L			12/30/11 14:18	1
Bromomethane	0.21	U	2.0	0.21	ug/L			12/30/11 14:18	1
Carbon disulfide	0.45	U	2.0	0.45	ug/L			12/30/11 14:18	1
Carbon tetrachloride	0.19	U	1.0	0.19	ug/L			12/30/11 14:18	1
Chlorobenzene	0.17	U	1.0	0.17	ug/L			12/30/11 14:18	1
Dibromochloromethane	0.17	U	1.0	0.17	ug/L			12/30/11 14:18	1
Chloroethane	0.41	U	2.0	0.41	ug/L			12/30/11 14:18	1
Chloroform	0.16	U	1.0	0.16	ug/L			12/30/11 14:18	1
Dibromomethane	0.17	U	1.0	0.17	ug/L			12/30/11 14:18	1
1,2-Dichlorobenzene	0.15	U	1.0	0.15	ug/L			12/30/11 14:18	1
1,4-Dichlorobenzene	0.16	U	1.0	0.16	ug/L			12/30/11 14:18	1
trans-1,4-Dichloro-2-butene	0.80	U	3.0	0.80	ug/L			12/30/11 14:18	1
1,1-Dichloroethane	0.22	U	1.0	0.22	ug/L			12/30/11 14:18	1
1,2-Dichloroethane	0.13	U	1.0	0.13	ug/L			12/30/11 14:18	1
cis-1,2-Dichloroethene	0.15	U	1.0	0.15	ug/L			12/30/11 14:18	1

Method: 8260B - Volatile Organic Compounds (GC/MS) (Continued)

Client Sample ID: MW-7B
Date Collected: 12/22/11 09:45
Date Received: 12/23/11 10:30

Lab Sample ID: 280-24109-8
Matrix: Water

Analyte	Result	Qualifier	RL	MDL	Unit	D	Prepared	Analyzed	Dil Fac
trans-1,2-Dichloroethene	0.15	U	1.0	0.15	ug/L			12/30/11 14:18	1
1,1-Dichloroethene	0.23	U	1.0	0.23	ug/L			12/30/11 14:18	1
1,2-Dichloropropane	0.18	U	1.0	0.18	ug/L			12/30/11 14:18	1
cis-1,3-Dichloropropene	0.16	U	1.0	0.16	ug/L			12/30/11 14:18	1
trans-1,3-Dichloropropene	0.19	U	3.0	0.19	ug/L			12/30/11 14:18	1
Ethylbenzene	0.16	U	1.0	0.16	ug/L			12/30/11 14:18	1
2-Hexanone	1.7	U	5.0	1.7	ug/L			12/30/11 14:18	1
Iodomethane	0.23	U	1.0	0.23	ug/L			12/30/11 14:18	1
Methylene Chloride	**0.60**	**I V**	2.0	0.32	ug/L			12/30/11 14:18	1
4-Methyl-2-pentanone (MIBK)	0.98	U	5.0	0.98	ug/L			12/30/11 14:18	1
Styrene	0.17	U	1.0	0.17	ug/L			12/30/11 14:18	1
1,1,1,2-Tetrachloroethane	0.21	U	1.0	0.21	ug/L			12/30/11 14:18	1
1,1,2,2-Tetrachloroethane	0.21	U	1.0	0.21	ug/L			12/30/11 14:18	1
Tetrachloroethene	0.20	U	1.0	0.20	ug/L			12/30/11 14:18	1
1,1,1-Trichloroethane	0.16	U	1.0	0.16	ug/L			12/30/11 14:18	1
1,1,2-Trichloroethane	0.27	U	1.0	0.27	ug/L			12/30/11 14:18	1
Trichloroethene	0.16	U	1.0	0.16	ug/L			12/30/11 14:18	1
Trichlorofluoromethane	0.29	U	2.0	0.29	ug/L			12/30/11 14:18	1
1,2,3-Trichloropropane	0.33	U	2.5	0.33	ug/L			12/30/11 14:18	1
Vinyl acetate	0.94	U	3.0	0.94	ug/L			12/30/11 14:18	1
Vinyl chloride	0.10	U	1.0	0.10	ug/L			12/30/11 14:18	1
Xylenes (total)	0.19	U	2.0	0.19	ug/L			12/30/11 14:18	1
Chloromethane	0.30	U	2.0	0.30	ug/L			12/30/11 14:18	1
2-Butanone (MEK)	2.0	U	6.0	2.0	ug/L			12/30/11 14:18	1
Toluene	0.17	U	1.0	0.17	ug/L			12/30/11 14:18	1

Surrogate	*%Recovery*	*Qualifier*	*Limits*	*Prepared*	*Analyzed*	*Dil Fac*
1,2-Dichloroethane-d4 (Surr)	*114*		*70 - 127*		*12/30/11 14:18*	*1*
Toluene-d8 (Surr)	*114*		*80 - 125*		*12/30/11 14:18*	*1*
4-Bromofluorobenzene (Surr)	*102*		*78 - 120*		*12/30/11 14:18*	*1*
Dibromofluoromethane (Surr)	*113*		*77 - 120*		*12/30/11 14:18*	*1*

Client Sample ID: MW-1A
Date Collected: 12/22/11 09:06
Date Received: 12/23/11 10:30

Lab Sample ID: 280-24109-9
Matrix: Water

Analyte	Result	Qualifier	RL	MDL	Unit	D	Prepared	Analyzed	Dil Fac
Acetone	**4.4**	**I**	20	1.9	ug/L			12/30/11 14:39	1
Acrylonitrile	1.4	U	20	1.4	ug/L			12/30/11 14:39	1
Benzene	0.16	U	1.0	0.16	ug/L			12/30/11 14:39	1
Bromochloromethane	0.10	U	1.0	0.10	ug/L			12/30/11 14:39	1
Bromodichloromethane	0.17	U	1.0	0.17	ug/L			12/30/11 14:39	1
Bromoform	0.19	U	1.0	0.19	ug/L			12/30/11 14:39	1
Bromomethane	0.21	U	2.0	0.21	ug/L			12/30/11 14:39	1
Carbon disulfide	0.45	U	2.0	0.45	ug/L			12/30/11 14:39	1
Carbon tetrachloride	0.19	U	1.0	0.19	ug/L			12/30/11 14:39	1
Chlorobenzene	0.17	U	1.0	0.17	ug/L			12/30/11 14:39	1
Dibromochloromethane	0.17	U	1.0	0.17	ug/L			12/30/11 14:39	1
Chloroethane	0.41	U	2.0	0.41	ug/L			12/30/11 14:39	1
Chloroform	**0.16**	**I**	1.0	0.16	ug/L			12/30/11 14:39	1

Method: 8260B - Volatile Organic Compounds (GC/MS) (Continued)

Client Sample ID: MW-1A
Date Collected: 12/22/11 09:06
Date Received: 12/23/11 10:30

Lab Sample ID: 280-24109-9
Matrix: Water

Analyte	Result	Qualifier	RL	MDL	Unit	D	Prepared	Analyzed	Dil Fac
Dibromomethane	0.17	U	1.0	0.17	ug/L			12/30/11 14:39	1
1,2-Dichlorobenzene	0.15	U	1.0	0.15	ug/L			12/30/11 14:39	1
1,4-Dichlorobenzene	0.16	U	1.0	0.16	ug/L			12/30/11 14:39	1
trans-1,4-Dichloro-2-butene	0.80	U	3.0	0.80	ug/L			12/30/11 14:39	1
1,1-Dichloroethane	0.22	U	1.0	0.22	ug/L			12/30/11 14:39	1
1,2-Dichloroethane	0.13	U	1.0	0.13	ug/L			12/30/11 14:39	1
cis-1,2-Dichloroethene	0.15	U	1.0	0.15	ug/L			12/30/11 14:39	1
trans-1,2-Dichloroethene	0.15	U	1.0	0.15	ug/L			12/30/11 14:39	1
1,1-Dichloroethene	0.23	U	1.0	0.23	ug/L			12/30/11 14:39	1
1,2-Dichloropropane	0.18	U	1.0	0.18	ug/L			12/30/11 14:39	1
cis-1,3-Dichloropropene	0.16	U	1.0	0.16	ug/L			12/30/11 14:39	1
trans-1,3-Dichloropropene	0.19	U	3.0	0.19	ug/L			12/30/11 14:39	1
Ethylbenzene	0.16	U	1.0	0.16	ug/L			12/30/11 14:39	1
2-Hexanone	1.7	U	5.0	1.7	ug/L			12/30/11 14:39	1
Iodomethane	0.23	U	1.0	0.23	ug/L			12/30/11 14:39	1
Methylene Chloride	**0.60**	**I V**	2.0	0.32	ug/L			12/30/11 14:39	1
4-Methyl-2-pentanone (MIBK)	0.98	U	5.0	0.98	ug/L			12/30/11 14:39	1
Styrene	0.17	U	1.0	0.17	ug/L			12/30/11 14:39	1
1,1,1,2-Tetrachloroethane	0.21	U	1.0	0.21	ug/L			12/30/11 14:39	1
1,1,2,2-Tetrachloroethane	0.21	U	1.0	0.21	ug/L			12/30/11 14:39	1
Tetrachloroethene	0.20	U	1.0	0.20	ug/L			12/30/11 14:39	1
1,1,1-Trichloroethane	0.16	U	1.0	0.16	ug/L			12/30/11 14:39	1
1,1,2-Trichloroethane	0.27	U	1.0	0.27	ug/L			12/30/11 14:39	1
Trichloroethene	0.16	U	1.0	0.16	ug/L			12/30/11 14:39	1
Trichlorofluoromethane	0.29	U	2.0	0.29	ug/L			12/30/11 14:39	1
1,2,3-Trichloropropane	0.33	U	2.5	0.33	ug/L			12/30/11 14:39	1
Vinyl acetate	0.94	U	3.0	0.94	ug/L			12/30/11 14:39	1
Vinyl chloride	0.10	U	1.0	0.10	ug/L			12/30/11 14:39	1
Xylenes (total)	0.19	U	2.0	0.19	ug/L			12/30/11 14:39	1
Chloromethane	0.30	U	2.0	0.30	ug/L			12/30/11 14:39	1
2-Butanone (MEK)	2.0	U	6.0	2.0	ug/L			12/30/11 14:39	1
Toluene	0.17	U	1.0	0.17	ug/L			12/30/11 14:39	1

Surrogate	*%Recovery*	*Qualifier*	*Limits*	*Prepared*	*Analyzed*	*Dil Fac*
1,2-Dichloroethane-d4 (Surr)	*121*		*70 - 127*		*12/30/11 14:39*	*1*
Toluene-d8 (Surr)	*113*		*80 - 125*		*12/30/11 14:39*	*1*
4-Bromofluorobenzene (Surr)	*101*		*78 - 120*		*12/30/11 14:39*	*1*
Dibromofluoromethane (Surr)	*113*		*77 - 120*		*12/30/11 14:39*	*1*

Client Sample ID: MW-1B
Date Collected: 12/22/11 08:39
Date Received: 12/23/11 10:30

Lab Sample ID: 280-24109-10
Matrix: Water

Analyte	Result	Qualifier	RL	MDL	Unit	D	Prepared	Analyzed	Dil Fac
Acetone	**2.5**	**I**	20	1.9	ug/L			12/30/11 15:00	1
Acrylonitrile	1.4	U	20	1.4	ug/L			12/30/11 15:00	1
Benzene	0.16	U	1.0	0.16	ug/L			12/30/11 15:00	1
Bromochloromethane	0.10	U	1.0	0.10	ug/L			12/30/11 15:00	1
Bromodichloromethane	0.17	U	1.0	0.17	ug/L			12/30/11 15:00	1
Bromoform	0.19	U	1.0	0.19	ug/L			12/30/11 15:00	1

Method: 8260B - Volatile Organic Compounds (GC/MS) (Continued)

Client Sample ID: MW-1B
Date Collected: 12/22/11 08:39
Date Received: 12/23/11 10:30

Lab Sample ID: 280-24109-10
Matrix: Water

Analyte	Result	Qualifier	RL	MDL	Unit	D	Prepared	Analyzed	Dil Fac
Bromomethane	0.21	U	2.0	0.21	ug/L			12/30/11 15:00	1
Carbon disulfide	0.45	U	2.0	0.45	ug/L			12/30/11 15:00	1
Carbon tetrachloride	0.19	U	1.0	0.19	ug/L			12/30/11 15:00	1
Chlorobenzene	0.17	U	1.0	0.17	ug/L			12/30/11 15:00	1
Dibromochloromethane	0.17	U	1.0	0.17	ug/L			12/30/11 15:00	1
Chloroethane	0.41	U	2.0	0.41	ug/L			12/30/11 15:00	1
Chloroform	0.16	U	1.0	0.16	ug/L			12/30/11 15:00	1
Dibromomethane	0.17	U	1.0	0.17	ug/L			12/30/11 15:00	1
1,2-Dichlorobenzene	0.15	U	1.0	0.15	ug/L			12/30/11 15:00	1
1,4-Dichlorobenzene	0.16	U	1.0	0.16	ug/L			12/30/11 15:00	1
trans-1,4-Dichloro-2-butene	0.80	U	3.0	0.80	ug/L			12/30/11 15:00	1
1,1-Dichloroethane	0.22	U	1.0	0.22	ug/L			12/30/11 15:00	1
1,2-Dichloroethane	0.13	U	1.0	0.13	ug/L			12/30/11 15:00	1
cis-1,2-Dichloroethene	0.15	U	1.0	0.15	ug/L			12/30/11 15:00	1
trans-1,2-Dichloroethene	0.15	U	1.0	0.15	ug/L			12/30/11 15:00	1
1,1-Dichloroethene	0.23	U	1.0	0.23	ug/L			12/30/11 15:00	1
1,2-Dichloropropane	0.18	U	1.0	0.18	ug/L			12/30/11 15:00	1
cis-1,3-Dichloropropene	0.16	U	1.0	0.16	ug/L			12/30/11 15:00	1
trans-1,3-Dichloropropene	0.19	U	3.0	0.19	ug/L			12/30/11 15:00	1
Ethylbenzene	0.16	U	1.0	0.16	ug/L			12/30/11 15:00	1
2-Hexanone	1.7	U	5.0	1.7	ug/L			12/30/11 15:00	1
Iodomethane	0.23	U	1.0	0.23	ug/L			12/30/11 15:00	1
Methylene Chloride	**0.60**	**I V**	2.0	0.32	ug/L			12/30/11 15:00	1
4-Methyl-2-pentanone (MIBK)	0.98	U	5.0	0.98	ug/L			12/30/11 15:00	1
Styrene	0.17	U	1.0	0.17	ug/L			12/30/11 15:00	1
1,1,1,2-Tetrachloroethane	0.21	U	1.0	0.21	ug/L			12/30/11 15:00	1
1,1,2,2-Tetrachloroethane	0.21	U	1.0	0.21	ug/L			12/30/11 15:00	1
Tetrachloroethene	0.20	U	1.0	0.20	ug/L			12/30/11 15:00	1
1,1,1-Trichloroethane	0.16	U	1.0	0.16	ug/L			12/30/11 15:00	1
1,1,2-Trichloroethane	0.27	U	1.0	0.27	ug/L			12/30/11 15:00	1
Trichloroethene	0.16	U	1.0	0.16	ug/L			12/30/11 15:00	1
Trichlorofluoromethane	0.29	U	2.0	0.29	ug/L			12/30/11 15:00	1
1,2,3-Trichloropropane	0.33	U	2.5	0.33	ug/L			12/30/11 15:00	1
Vinyl acetate	0.94	U	3.0	0.94	ug/L			12/30/11 15:00	1
Vinyl chloride	0.10	U	1.0	0.10	ug/L			12/30/11 15:00	1
Xylenes (total)	0.19	U	2.0	0.19	ug/L			12/30/11 15:00	1
Chloromethane	0.30	U	2.0	0.30	ug/L			12/30/11 15:00	1
2-Butanone (MEK)	2.0	U	6.0	2.0	ug/L			12/30/11 15:00	1
Toluene	0.17	U	1.0	0.17	ug/L			12/30/11 15:00	1

Surrogate	*%Recovery*	*Qualifier*	*Limits*	*Prepared*	*Analyzed*	*Dil Fac*
1,2-Dichloroethane-d4 (Surr)	*110*		*70 - 127*		*12/30/11 15:00*	*1*
Toluene-d8 (Surr)	*104*		*80 - 125*		*12/30/11 15:00*	*1*
4-Bromofluorobenzene (Surr)	*95*		*78 - 120*		*12/30/11 15:00*	*1*
Dibromofluoromethane (Surr)	*106*		*77 - 120*		*12/30/11 15:00*	*1*

Method: 8260B - Volatile Organic Compounds (GC/MS)

Client Sample ID: MW-FL3
Date Collected: 12/22/11 08:01
Date Received: 12/23/11 10:30

Lab Sample ID: 280-24109-11
Matrix: Water

Analyte	Result	Qualifier	RL	MDL	Unit	D	Prepared	Analyzed	Dil Fac
Acetone	**3.7**	**I**	20	1.9	ug/L			12/30/11 15:21	1
Acrylonitrile	1.4	U	20	1.4	ug/L			12/30/11 15:21	1
Benzene	0.16	U	1.0	0.16	ug/L			12/30/11 15:21	1
Bromochloromethane	0.10	U	1.0	0.10	ug/L			12/30/11 15:21	1
Bromodichloromethane	0.17	U	1.0	0.17	ug/L			12/30/11 15:21	1
Bromoform	0.19	U	1.0	0.19	ug/L			12/30/11 15:21	1
Bromomethane	0.21	U	2.0	0.21	ug/L			12/30/11 15:21	1
Carbon disulfide	0.45	U	2.0	0.45	ug/L			12/30/11 15:21	1
Carbon tetrachloride	0.19	U	1.0	0.19	ug/L			12/30/11 15:21	1
Chlorobenzene	0.17	U	1.0	0.17	ug/L			12/30/11 15:21	1
Dibromochloromethane	0.17	U	1.0	0.17	ug/L			12/30/11 15:21	1
Chloroethane	0.41	U	2.0	0.41	ug/L			12/30/11 15:21	1
Chloroform	0.16	U	1.0	0.16	ug/L			12/30/11 15:21	1
Dibromomethane	0.17	U	1.0	0.17	ug/L			12/30/11 15:21	1
1,2-Dichlorobenzene	0.15	U	1.0	0.15	ug/L			12/30/11 15:21	1
1,4-Dichlorobenzene	0.16	U	1.0	0.16	ug/L			12/30/11 15:21	1
trans-1,4-Dichloro-2-butene	0.80	U	3.0	0.80	ug/L			12/30/11 15:21	1
1,1-Dichloroethane	0.22	U	1.0	0.22	ug/L			12/30/11 15:21	1
1,2-Dichloroethane	0.13	U	1.0	0.13	ug/L			12/30/11 15:21	1
cis-1,2-Dichloroethene	0.15	U	1.0	0.15	ug/L			12/30/11 15:21	1
trans-1,2-Dichloroethene	0.15	U	1.0	0.15	ug/L			12/30/11 15:21	1
1,1-Dichloroethene	0.23	U	1.0	0.23	ug/L			12/30/11 15:21	1
1,2-Dichloropropane	0.18	U	1.0	0.18	ug/L			12/30/11 15:21	1
cis-1,3-Dichloropropene	0.16	U	1.0	0.16	ug/L			12/30/11 15:21	1
trans-1,3-Dichloropropene	0.19	U	3.0	0.19	ug/L			12/30/11 15:21	1
Ethylbenzene	0.16	U	1.0	0.16	ug/L			12/30/11 15:21	1
2-Hexanone	1.7	U	5.0	1.7	ug/L			12/30/11 15:21	1
Iodomethane	0.23	U	1.0	0.23	ug/L			12/30/11 15:21	1
Methylene Chloride	**0.59**	**I V**	2.0	0.32	ug/L			12/30/11 15:21	1
4-Methyl-2-pentanone (MIBK)	0.98	U	5.0	0.98	ug/L			12/30/11 15:21	1
Styrene	0.17	U	1.0	0.17	ug/L			12/30/11 15:21	1
1,1,1,2-Tetrachloroethane	0.21	U	1.0	0.21	ug/L			12/30/11 15:21	1
1,1,2,2-Tetrachloroethane	0.21	U	1.0	0.21	ug/L			12/30/11 15:21	1
Tetrachloroethene	0.20	U	1.0	0.20	ug/L			12/30/11 15:21	1
1,1,1-Trichloroethane	0.16	U	1.0	0.16	ug/L			12/30/11 15:21	1
1,1,2-Trichloroethane	0.27	U	1.0	0.27	ug/L			12/30/11 15:21	1
Trichloroethene	0.16	U	1.0	0.16	ug/L			12/30/11 15:21	1
Trichlorofluoromethane	0.29	U	2.0	0.29	ug/L			12/30/11 15:21	1
1,2,3-Trichloropropane	0.33	U	2.5	0.33	ug/L			12/30/11 15:21	1
Vinyl acetate	0.94	U	3.0	0.94	ug/L			12/30/11 15:21	1
Vinyl chloride	0.10	U	1.0	0.10	ug/L			12/30/11 15:21	1
Xylenes (total)	0.19	U	2.0	0.19	ug/L			12/30/11 15:21	1
Chloromethane	0.30	U	2.0	0.30	ug/L			12/30/11 15:21	1
2-Butanone (MEK)	2.0	U	6.0	2.0	ug/L			12/30/11 15:21	1
Toluene	0.17	U	1.0	0.17	ug/L			12/30/11 15:21	1

Surrogate	*%Recovery*	*Qualifier*	*Limits*	*Prepared*	*Analyzed*	*Dil Fac*
1,2-Dichloroethane-d4 (Surr)	*115*		*70 - 127*		*12/30/11 15:21*	*1*
Toluene-d8 (Surr)	*111*		*80 - 125*		*12/30/11 15:21*	*1*

Method: 8260B - Volatile Organic Compounds (GC/MS) (Continued)

Client Sample ID: MW-FL3
Date Collected: 12/22/11 08:01
Date Received: 12/23/11 10:30

Lab Sample ID: 280-24109-11
Matrix: Water

Surrogate	*%Recovery*	*Qualifier*	*Limits*	*Prepared*	*Analyzed*	*Dil Fac*
4-Bromofluorobenzene (Surr)	*98*		*78 - 120*		*12/30/11 15:21*	*1*
Dibromofluoromethane (Surr)	*113*		*77 - 120*		*12/30/11 15:21*	*1*

Client Sample ID: MW-8R
Date Collected: 12/22/11 07:01
Date Received: 12/23/11 10:30

Lab Sample ID: 280-24109-12
Matrix: Water

Analyte	Result	Qualifier	RL	MDL	Unit	D	Prepared	Analyzed	Dil Fac
Acetone	1.9	U	20	1.9	ug/L			12/30/11 15:43	1
Acrylonitrile	1.4	U	20	1.4	ug/L			12/30/11 15:43	1
Benzene	0.16	U	1.0	0.16	ug/L			12/30/11 15:43	1
Bromochloromethane	0.10	U	1.0	0.10	ug/L			12/30/11 15:43	1
Bromodichloromethane	0.17	U	1.0	0.17	ug/L			12/30/11 15:43	1
Bromoform	0.19	U	1.0	0.19	ug/L			12/30/11 15:43	1
Bromomethane	0.21	U	2.0	0.21	ug/L			12/30/11 15:43	1
Carbon disulfide	0.45	U	2.0	0.45	ug/L			12/30/11 15:43	1
Carbon tetrachloride	0.19	U	1.0	0.19	ug/L			12/30/11 15:43	1
Chlorobenzene	0.17	U	1.0	0.17	ug/L			12/30/11 15:43	1
Dibromochloromethane	0.17	U	1.0	0.17	ug/L			12/30/11 15:43	1
Chloroethane	0.41	U	2.0	0.41	ug/L			12/30/11 15:43	1
Chloroform	0.16	U	1.0	0.16	ug/L			12/30/11 15:43	1
Dibromomethane	0.17	U	1.0	0.17	ug/L			12/30/11 15:43	1
1,2-Dichlorobenzene	0.15	U	1.0	0.15	ug/L			12/30/11 15:43	1
1,4-Dichlorobenzene	0.16	U	1.0	0.16	ug/L			12/30/11 15:43	1
trans-1,4-Dichloro-2-butene	0.80	U	3.0	0.80	ug/L			12/30/11 15:43	1
1,1-Dichloroethane	0.22	U	1.0	0.22	ug/L			12/30/11 15:43	1
1,2-Dichloroethane	0.13	U	1.0	0.13	ug/L			12/30/11 15:43	1
cis-1,2-Dichloroethene	0.15	U	1.0	0.15	ug/L			12/30/11 15:43	1
trans-1,2-Dichloroethene	0.15	U	1.0	0.15	ug/L			12/30/11 15:43	1
1,1-Dichloroethene	0.23	U	1.0	0.23	ug/L			12/30/11 15:43	1
1,2-Dichloropropane	0.18	U	1.0	0.18	ug/L			12/30/11 15:43	1
cis-1,3-Dichloropropene	0.16	U	1.0	0.16	ug/L			12/30/11 15:43	1
trans-1,3-Dichloropropene	0.19	U	3.0	0.19	ug/L			12/30/11 15:43	1
Ethylbenzene	0.16	U	1.0	0.16	ug/L			12/30/11 15:43	1
2-Hexanone	1.7	U	5.0	1.7	ug/L			12/30/11 15:43	1
Iodomethane	0.23	U	1.0	0.23	ug/L			12/30/11 15:43	1
Methylene Chloride	**0.62**	**I V**	2.0	0.32	ug/L			12/30/11 15:43	1
4-Methyl-2-pentanone (MIBK)	0.98	U	5.0	0.98	ug/L			12/30/11 15:43	1
Styrene	0.17	U	1.0	0.17	ug/L			12/30/11 15:43	1
1,1,1,2-Tetrachloroethane	0.21	U	1.0	0.21	ug/L			12/30/11 15:43	1
1,1,2,2-Tetrachloroethane	0.21	U	1.0	0.21	ug/L			12/30/11 15:43	1
Tetrachloroethene	0.20	U	1.0	0.20	ug/L			12/30/11 15:43	1
1,1,1-Trichloroethane	0.16	U	1.0	0.16	ug/L			12/30/11 15:43	1
1,1,2-Trichloroethane	0.27	U	1.0	0.27	ug/L			12/30/11 15:43	1
Trichloroethene	0.16	U	1.0	0.16	ug/L			12/30/11 15:43	1
Trichlorofluoromethane	0.29	U	2.0	0.29	ug/L			12/30/11 15:43	1
1,2,3-Trichloropropane	0.33	U	2.5	0.33	ug/L			12/30/11 15:43	1
Vinyl acetate	0.94	U	3.0	0.94	ug/L			12/30/11 15:43	1
Vinyl chloride	0.10	U	1.0	0.10	ug/L			12/30/11 15:43	1

Method: 8260B - Volatile Organic Compounds (GC/MS) (Continued)

Client Sample ID: MW-8R
Date Collected: 12/22/11 07:01
Date Received: 12/23/11 10:30

Lab Sample ID: 280-24109-12
Matrix: Water

Analyte	Result	Qualifier	RL	MDL	Unit	D	Prepared	Analyzed	Dil Fac
Xylenes (total)	0.19	U	2.0	0.19	ug/L			12/30/11 15:43	1
Chloromethane	0.30	U	2.0	0.30	ug/L			12/30/11 15:43	1
2-Butanone (MEK)	2.0	U	6.0	2.0	ug/L			12/30/11 15:43	1
Toluene	0.17	U	1.0	0.17	ug/L			12/30/11 15:43	1

Surrogate	*%Recovery*	*Qualifier*	*Limits*	*Prepared*	*Analyzed*	*Dil Fac*
1,2-Dichloroethane-d4 (Surr)	*122*		*70 - 127*		*12/30/11 15:43*	*1*
Toluene-d8 (Surr)	*115*		*80 - 125*		*12/30/11 15:43*	*1*
4-Bromofluorobenzene (Surr)	*99*		*78 - 120*		*12/30/11 15:43*	*1*
Dibromofluoromethane (Surr)	*115*		*77 - 120*		*12/30/11 15:43*	*1*

Client Sample ID: MW-2B
Date Collected: 12/22/11 13:10
Date Received: 12/23/11 10:30

Lab Sample ID: 280-24109-13
Matrix: Water

Analyte	Result	Qualifier	RL	MDL	Unit	D	Prepared	Analyzed	Dil Fac
Acetone	**4.8**	**I**	20	1.9	ug/L			12/30/11 16:04	1
Acrylonitrile	1.4	U	20	1.4	ug/L			12/30/11 16:04	1
Benzene	0.16	U	1.0	0.16	ug/L			12/30/11 16:04	1
Bromochloromethane	0.10	U	1.0	0.10	ug/L			12/30/11 16:04	1
Bromodichloromethane	0.17	U	1.0	0.17	ug/L			12/30/11 16:04	1
Bromoform	0.19	U	1.0	0.19	ug/L			12/30/11 16:04	1
Bromomethane	0.21	U	2.0	0.21	ug/L			12/30/11 16:04	1
Carbon disulfide	0.45	U	2.0	0.45	ug/L			12/30/11 16:04	1
Carbon tetrachloride	0.19	U	1.0	0.19	ug/L			12/30/11 16:04	1
Chlorobenzene	0.17	U	1.0	0.17	ug/L			12/30/11 16:04	1
Dibromochloromethane	0.17	U	1.0	0.17	ug/L			12/30/11 16:04	1
Chloroethane	0.41	U	2.0	0.41	ug/L			12/30/11 16:04	1
Chloroform	0.16	U	1.0	0.16	ug/L			12/30/11 16:04	1
Dibromomethane	0.17	U	1.0	0.17	ug/L			12/30/11 16:04	1
1,2-Dichlorobenzene	0.15	U	1.0	0.15	ug/L			12/30/11 16:04	1
1,4-Dichlorobenzene	0.16	U	1.0	0.16	ug/L			12/30/11 16:04	1
trans-1,4-Dichloro-2-butene	0.80	U	3.0	0.80	ug/L			12/30/11 16:04	1
1,1-Dichloroethane	0.22	U	1.0	0.22	ug/L			12/30/11 16:04	1
1,2-Dichloroethane	0.13	U	1.0	0.13	ug/L			12/30/11 16:04	1
cis-1,2-Dichloroethene	0.15	U	1.0	0.15	ug/L			12/30/11 16:04	1
trans-1,2-Dichloroethene	0.15	U	1.0	0.15	ug/L			12/30/11 16:04	1
1,1-Dichloroethene	0.23	U	1.0	0.23	ug/L			12/30/11 16:04	1
1,2-Dichloropropane	0.18	U	1.0	0.18	ug/L			12/30/11 16:04	1
cis-1,3-Dichloropropene	0.16	U	1.0	0.16	ug/L			12/30/11 16:04	1
trans-1,3-Dichloropropene	0.19	U	3.0	0.19	ug/L			12/30/11 16:04	1
Ethylbenzene	0.16	U	1.0	0.16	ug/L			12/30/11 16:04	1
2-Hexanone	1.7	U	5.0	1.7	ug/L			12/30/11 16:04	1
Iodomethane	0.23	U	1.0	0.23	ug/L			12/30/11 16:04	1
Methylene Chloride	**0.60**	**I V**	2.0	0.32	ug/L			12/30/11 16:04	1
4-Methyl-2-pentanone (MIBK)	0.98	U	5.0	0.98	ug/L			12/30/11 16:04	1
Styrene	0.17	U	1.0	0.17	ug/L			12/30/11 16:04	1
1,1,1,2-Tetrachloroethane	0.21	U	1.0	0.21	ug/L			12/30/11 16:04	1
1,1,2,2-Tetrachloroethane	0.21	U	1.0	0.21	ug/L			12/30/11 16:04	1
Tetrachloroethene	0.20	U	1.0	0.20	ug/L			12/30/11 16:04	1

Method: 8260B - Volatile Organic Compounds (GC/MS) (Continued)

Client Sample ID: MW-2B
Date Collected: 12/22/11 13:10
Date Received: 12/23/11 10:30

Lab Sample ID: 280-24109-13
Matrix: Water

Analyte	Result	Qualifier	RL	MDL	Unit	D	Prepared	Analyzed	Dil Fac
1,1,1-Trichloroethane	0.16	U	1.0	0.16	ug/L			12/30/11 16:04	1
1,1,2-Trichloroethane	0.27	U	1.0	0.27	ug/L			12/30/11 16:04	1
Trichloroethene	0.16	U	1.0	0.16	ug/L			12/30/11 16:04	1
Trichlorofluoromethane	0.29	U	2.0	0.29	ug/L			12/30/11 16:04	1
1,2,3-Trichloropropane	0.33	U	2.5	0.33	ug/L			12/30/11 16:04	1
Vinyl acetate	0.94	U	3.0	0.94	ug/L			12/30/11 16:04	1
Vinyl chloride	0.10	U	1.0	0.10	ug/L			12/30/11 16:04	1
Xylenes (total)	0.19	U	2.0	0.19	ug/L			12/30/11 16:04	1
Chloromethane	0.30	U	2.0	0.30	ug/L			12/30/11 16:04	1
2-Butanone (MEK)	2.0	U	6.0	2.0	ug/L			12/30/11 16:04	1
Toluene	0.17	U	1.0	0.17	ug/L			12/30/11 16:04	1

Surrogate	*%Recovery*	*Qualifier*	*Limits*	*Prepared*	*Analyzed*	*Dil Fac*
1,2-Dichloroethane-d4 (Surr)	*120*		*70 - 127*		*12/30/11 16:04*	*1*
Toluene-d8 (Surr)	*112*		*80 - 125*		*12/30/11 16:04*	*1*
4-Bromofluorobenzene (Surr)	*101*		*78 - 120*		*12/30/11 16:04*	*1*
Dibromofluoromethane (Surr)	*111*		*77 - 120*		*12/30/11 16:04*	*1*

Client Sample ID: MW-2AR
Date Collected: 12/22/11 12:21
Date Received: 12/23/11 10:30

Lab Sample ID: 280-24109-14
Matrix: Water

Analyte	Result	Qualifier	RL	MDL	Unit	D	Prepared	Analyzed	Dil Fac
Acetone	**2.7**	**I**	20	1.9	ug/L			12/30/11 16:25	1
Acrylonitrile	1.4	U	20	1.4	ug/L			12/30/11 16:25	1
Benzene	0.16	U	1.0	0.16	ug/L			12/30/11 16:25	1
Bromochloromethane	0.10	U	1.0	0.10	ug/L			12/30/11 16:25	1
Bromodichloromethane	0.17	U	1.0	0.17	ug/L			12/30/11 16:25	1
Bromoform	0.19	U	1.0	0.19	ug/L			12/30/11 16:25	1
Bromomethane	0.21	U	2.0	0.21	ug/L			12/30/11 16:25	1
Carbon disulfide	0.45	U	2.0	0.45	ug/L			12/30/11 16:25	1
Carbon tetrachloride	0.19	U	1.0	0.19	ug/L			12/30/11 16:25	1
Chlorobenzene	0.17	U	1.0	0.17	ug/L			12/30/11 16:25	1
Dibromochloromethane	0.17	U	1.0	0.17	ug/L			12/30/11 16:25	1
Chloroethane	0.41	U	2.0	0.41	ug/L			12/30/11 16:25	1
Chloroform	0.16	U	1.0	0.16	ug/L			12/30/11 16:25	1
Dibromomethane	0.17	U	1.0	0.17	ug/L			12/30/11 16:25	1
1,2-Dichlorobenzene	0.15	U	1.0	0.15	ug/L			12/30/11 16:25	1
1,4-Dichlorobenzene	0.16	U	1.0	0.16	ug/L			12/30/11 16:25	1
trans-1,4-Dichloro-2-butene	0.80	U	3.0	0.80	ug/L			12/30/11 16:25	1
1,1-Dichloroethane	0.22	U	1.0	0.22	ug/L			12/30/11 16:25	1
1,2-Dichloroethane	0.13	U	1.0	0.13	ug/L			12/30/11 16:25	1
cis-1,2-Dichloroethene	0.15	U	1.0	0.15	ug/L			12/30/11 16:25	1
trans-1,2-Dichloroethene	0.15	U	1.0	0.15	ug/L			12/30/11 16:25	1
1,1-Dichloroethene	0.23	U	1.0	0.23	ug/L			12/30/11 16:25	1
1,2-Dichloropropane	0.18	U	1.0	0.18	ug/L			12/30/11 16:25	1
cis-1,3-Dichloropropene	0.16	U	1.0	0.16	ug/L			12/30/11 16:25	1
trans-1,3-Dichloropropene	0.19	U	3.0	0.19	ug/L			12/30/11 16:25	1
Ethylbenzene	0.16	U	1.0	0.16	ug/L			12/30/11 16:25	1
2-Hexanone	1.7	U	5.0	1.7	ug/L			12/30/11 16:25	1

Method: 8260B - Volatile Organic Compounds (GC/MS) (Continued)

Client Sample ID: MW-2AR
Date Collected: 12/22/11 12:21
Date Received: 12/23/11 10:30

Lab Sample ID: 280-24109-14
Matrix: Water

Analyte	Result	Qualifier	RL	MDL	Unit	D	Prepared	Analyzed	Dil Fac
Iodomethane	0.23	U	1.0	0.23	ug/L			12/30/11 16:25	1
Methylene Chloride	**0.60**	**I V**	2.0	0.32	ug/L			12/30/11 16:25	1
4-Methyl-2-pentanone (MIBK)	0.98	U	5.0	0.98	ug/L			12/30/11 16:25	1
Styrene	0.17	U	1.0	0.17	ug/L			12/30/11 16:25	1
1,1,1,2-Tetrachloroethane	0.21	U	1.0	0.21	ug/L			12/30/11 16:25	1
1,1,2,2-Tetrachloroethane	0.21	U	1.0	0.21	ug/L			12/30/11 16:25	1
Tetrachloroethene	0.20	U	1.0	0.20	ug/L			12/30/11 16:25	1
1,1,1-Trichloroethane	0.16	U	1.0	0.16	ug/L			12/30/11 16:25	1
1,1,2-Trichloroethane	0.27	U	1.0	0.27	ug/L			12/30/11 16:25	1
Trichloroethene	0.16	U	1.0	0.16	ug/L			12/30/11 16:25	1
Trichlorofluoromethane	0.29	U	2.0	0.29	ug/L			12/30/11 16:25	1
1,2,3-Trichloropropane	0.33	U	2.5	0.33	ug/L			12/30/11 16:25	1
Vinyl acetate	0.94	U	3.0	0.94	ug/L			12/30/11 16:25	1
Vinyl chloride	0.10	U	1.0	0.10	ug/L			12/30/11 16:25	1
Xylenes (total)	0.19	U	2.0	0.19	ug/L			12/30/11 16:25	1
Chloromethane	0.30	U	2.0	0.30	ug/L			12/30/11 16:25	1
2-Butanone (MEK)	2.0	U	6.0	2.0	ug/L			12/30/11 16:25	1
Toluene	0.17	U	1.0	0.17	ug/L			12/30/11 16:25	1

Surrogate	*%Recovery*	*Qualifier*	*Limits*	*Prepared*	*Analyzed*	*Dil Fac*
1,2-Dichloroethane-d4 (Surr)	*114*		*70 - 127*		*12/30/11 16:25*	*1*
Toluene-d8 (Surr)	*103*		*80 - 125*		*12/30/11 16:25*	*1*
4-Bromofluorobenzene (Surr)	*96*		*78 - 120*		*12/30/11 16:25*	*1*
Dibromofluoromethane (Surr)	*108*		*77 - 120*		*12/30/11 16:25*	*1*

Client Sample ID: TRIP BLANK 3
Date Collected: 12/22/11 12:21
Date Received: 12/23/11 10:30

Lab Sample ID: 280-24109-15
Matrix: Water

Analyte	Result	Qualifier	RL	MDL	Unit	D	Prepared	Analyzed	Dil Fac
Acetone	**3.8**	**I**	20	1.9	ug/L			12/30/11 16:46	1
Acrylonitrile	1.4	U	20	1.4	ug/L			12/30/11 16:46	1
Benzene	0.16	U	1.0	0.16	ug/L			12/30/11 16:46	1
Bromochloromethane	0.10	U	1.0	0.10	ug/L			12/30/11 16:46	1
Bromodichloromethane	0.17	U	1.0	0.17	ug/L			12/30/11 16:46	1
Bromoform	0.19	U	1.0	0.19	ug/L			12/30/11 16:46	1
Bromomethane	0.21	U	2.0	0.21	ug/L			12/30/11 16:46	1
Carbon disulfide	0.45	U	2.0	0.45	ug/L			12/30/11 16:46	1
Carbon tetrachloride	0.19	U	1.0	0.19	ug/L			12/30/11 16:46	1
Chlorobenzene	0.17	U	1.0	0.17	ug/L			12/30/11 16:46	1
Dibromochloromethane	0.17	U	1.0	0.17	ug/L			12/30/11 16:46	1
Chloroethane	0.41	U	2.0	0.41	ug/L			12/30/11 16:46	1
Chloroform	0.16	U	1.0	0.16	ug/L			12/30/11 16:46	1
Dibromomethane	0.17	U	1.0	0.17	ug/L			12/30/11 16:46	1
1,2-Dichlorobenzene	0.15	U	1.0	0.15	ug/L			12/30/11 16:46	1
1,4-Dichlorobenzene	0.16	U	1.0	0.16	ug/L			12/30/11 16:46	1
trans-1,4-Dichloro-2-butene	0.80	U	3.0	0.80	ug/L			12/30/11 16:46	1
1,1-Dichloroethane	0.22	U	1.0	0.22	ug/L			12/30/11 16:46	1
1,2-Dichloroethane	0.13	U	1.0	0.13	ug/L			12/30/11 16:46	1
cis-1,2-Dichloroethene	0.15	U	1.0	0.15	ug/L			12/30/11 16:46	1

Method: 8260B - Volatile Organic Compounds (GC/MS) (Continued)

Client Sample ID: TRIP BLANK 3
Date Collected: 12/22/11 12:21
Date Received: 12/23/11 10:30

Lab Sample ID: 280-24109-15
Matrix: Water

Analyte	Result	Qualifier	RL	MDL	Unit	D	Prepared	Analyzed	Dil Fac
trans-1,2-Dichloroethene	0.15	U	1.0	0.15	ug/L			12/30/11 16:46	1
1,1-Dichloroethene	0.23	U	1.0	0.23	ug/L			12/30/11 16:46	1
1,2-Dichloropropane	0.18	U	1.0	0.18	ug/L			12/30/11 16:46	1
cis-1,3-Dichloropropene	0.16	U	1.0	0.16	ug/L			12/30/11 16:46	1
trans-1,3-Dichloropropene	0.19	U	3.0	0.19	ug/L			12/30/11 16:46	1
Ethylbenzene	0.16	U	1.0	0.16	ug/L			12/30/11 16:46	1
2-Hexanone	1.7	U	5.0	1.7	ug/L			12/30/11 16:46	1
Iodomethane	0.23	U	1.0	0.23	ug/L			12/30/11 16:46	1
Methylene Chloride	**0.82**	**I V**	2.0	0.32	ug/L			12/30/11 16:46	1
4-Methyl-2-pentanone (MIBK)	0.98	U	5.0	0.98	ug/L			12/30/11 16:46	1
Styrene	0.17	U	1.0	0.17	ug/L			12/30/11 16:46	1
1,1,1,2-Tetrachloroethane	0.21	U	1.0	0.21	ug/L			12/30/11 16:46	1
1,1,2,2-Tetrachloroethane	0.21	U	1.0	0.21	ug/L			12/30/11 16:46	1
Tetrachloroethene	0.20	U	1.0	0.20	ug/L			12/30/11 16:46	1
1,1,1-Trichloroethane	0.16	U	1.0	0.16	ug/L			12/30/11 16:46	1
1,1,2-Trichloroethane	0.27	U	1.0	0.27	ug/L			12/30/11 16:46	1
Trichloroethene	0.16	U	1.0	0.16	ug/L			12/30/11 16:46	1
Trichlorofluoromethane	0.29	U	2.0	0.29	ug/L			12/30/11 16:46	1
1,2,3-Trichloropropane	0.33	U	2.5	0.33	ug/L			12/30/11 16:46	1
Vinyl acetate	0.94	U	3.0	0.94	ug/L			12/30/11 16:46	1
Vinyl chloride	0.10	U	1.0	0.10	ug/L			12/30/11 16:46	1
Xylenes (total)	0.19	U	2.0	0.19	ug/L			12/30/11 16:46	1
Chloromethane	0.30	U	2.0	0.30	ug/L			12/30/11 16:46	1
2-Butanone (MEK)	2.0	U	6.0	2.0	ug/L			12/30/11 16:46	1
Toluene	0.17	U	1.0	0.17	ug/L			12/30/11 16:46	1

Surrogate	*%Recovery*	*Qualifier*	*Limits*	*Prepared*	*Analyzed*	*Dil Fac*
1,2-Dichloroethane-d4 (Surr)	*119*		*70 - 127*		*12/30/11 16:46*	*1*
Toluene-d8 (Surr)	*105*		*80 - 125*		*12/30/11 16:46*	*1*
4-Bromofluorobenzene (Surr)	*99*		*78 - 120*		*12/30/11 16:46*	*1*
Dibromofluoromethane (Surr)	*112*		*77 - 120*		*12/30/11 16:46*	*1*

Method: 8270C - Semivolatile Organic Compounds (GC/MS)

Client Sample ID: L-1
Date Collected: 12/22/11 13:30
Date Received: 12/23/11 10:30

Lab Sample ID: 280-24103-1
Matrix: Water

Analyte	Result	Qualifier	RL	MDL	Unit	D	Prepared	Analyzed	Dil Fac
Acenaphthene	0.27	U	3.8	0.27	ug/L		12/23/11 13:13	12/29/11 21:34	1
Acenaphthylene	0.47	U	3.8	0.47	ug/L		12/23/11 13:13	12/29/11 21:34	1
Acetophenone	**1.7**	**I**	9.6	0.23	ug/L		12/23/11 13:13	12/29/11 21:34	1
2-Acetylaminofluorene	6.7	U	96	6.7	ug/L		12/23/11 13:13	12/29/11 21:34	1
4-Aminobiphenyl	4.3	U	48	4.3	ug/L		12/23/11 13:13	12/29/11 21:34	1
Anthracene	0.40	U	3.8	0.40	ug/L		12/23/11 13:13	12/29/11 21:34	1
Benz(a)anthracene	0.33	U	3.8	0.33	ug/L		12/23/11 13:13	12/29/11 21:34	1
Benzo(b)fluoranthene	0.51	U	3.8	0.51	ug/L		12/23/11 13:13	12/29/11 21:34	1
Benzo(k)fluoranthene	0.44	U	3.8	0.44	ug/L		12/23/11 13:13	12/29/11 21:34	1
Benzo(ghi)perylene	0.48	U	3.8	0.48	ug/L		12/23/11 13:13	12/29/11 21:34	1

Method: 8270C - Semivolatile Organic Compounds (GC/MS) (Continued)

Client Sample ID: L-1
Date Collected: 12/22/11 13:30
Date Received: 12/23/11 10:30

Lab Sample ID: 280-24103-1
Matrix: Water

Analyte	Result	Qualifier	RL	MDL	Unit	D	Prepared	Analyzed	Dil Fac
Benzo(a)pyrene	0.30	U	3.8	0.30	ug/L		12/23/11 13:13	12/29/11 21:34	1
Benzyl alcohol	0.22	U	9.6	0.22	ug/L		12/23/11 13:13	12/29/11 21:34	1
Dinoseb	3.8	U	19	3.8	ug/L		12/23/11 13:13	12/29/11 21:34	1
Bis(2-chloroethoxy)methane	0.93	U	9.6	0.93	ug/L		12/23/11 13:13	12/29/11 21:34	1
2,2'-oxybis(1-chloropropane)	0.27	U	9.6	0.27	ug/L		12/23/11 13:13	12/29/11 21:34	1
4-Bromophenyl phenyl ether	0.41	U	9.6	0.41	ug/L		12/23/11 13:13	12/29/11 21:34	1
Butyl benzyl phthalate	0.96	U	3.8	0.96	ug/L		12/23/11 13:13	12/29/11 21:34	1
4-Chloroaniline	2.0	U	9.6	2.0	ug/L		12/23/11 13:13	12/29/11 21:34	1
Chlorobenzilate	0.63	U	9.6	0.63	ug/L		12/23/11 13:13	12/29/11 21:34	1
4-Chloro-3-methylphenol	2.3	U	9.6	2.3	ug/L		12/23/11 13:13	12/29/11 21:34	1
2-Chloronaphthalene	0.25	U	3.8	0.25	ug/L		12/23/11 13:13	12/29/11 21:34	1
2-Chlorophenol	1.9	U	9.6	1.9	ug/L		12/23/11 13:13	12/29/11 21:34	1
4-Chlorophenyl phenyl ether	1.6	U	9.6	1.6	ug/L		12/23/11 13:13	12/29/11 21:34	1
Chrysene	0.52	U	3.8	0.52	ug/L		12/23/11 13:13	12/29/11 21:34	1
3-Methylphenol & 4-Methylphenol	**0.83**	**I**	9.6	0.24	ug/L		12/23/11 13:13	12/29/11 21:34	1
2-Methylphenol	0.94	U	9.6	0.94	ug/L		12/23/11 13:13	12/29/11 21:34	1
Diallate	0.54	U	5.4	0.54	ug/L		12/23/11 13:13	12/29/11 21:34	1
Dibenz(a,h)anthracene	0.49	U	3.8	0.49	ug/L		12/23/11 13:13	12/29/11 21:34	1
Dibenzofuran	0.28	U	3.8	0.28	ug/L		12/23/11 13:13	12/29/11 21:34	1
Di-n-butyl phthalate	1.1	U	3.8	1.1	ug/L		12/23/11 13:13	12/29/11 21:34	1
3,3'-Dimethylbenzidine	3.8	U	19	3.8	ug/L		12/23/11 13:13	12/29/11 21:34	1
2,4-Dichlorophenol	0.61	U	9.6	0.61	ug/L		12/23/11 13:13	12/29/11 21:34	1
2,6-Dichlorophenol	1.3	U	9.6	1.3	ug/L		12/23/11 13:13	12/29/11 21:34	1
Diethyl phthalate	**1.5**	**I**	3.8	0.36	ug/L		12/23/11 13:13	12/29/11 21:34	1
4-Dimethylaminoazobenzene	1.9	U	19	1.9	ug/L		12/23/11 13:13	12/29/11 21:34	1
7,12-Dimethylbenz(a)anthracene	1.5	U	19	1.5	ug/L		12/23/11 13:13	12/29/11 21:34	1
3,3'-Dichlorobenzidine	1.9	U	48	1.9	ug/L		12/23/11 13:13	12/29/11 21:34	1
2,4-Dimethylphenol	0.55	U	9.6	0.55	ug/L		12/23/11 13:13	12/29/11 21:34	1
Dimethyl phthalate	0.20	U	3.8	0.20	ug/L		12/23/11 13:13	12/29/11 21:34	1
1,3-Dinitrobenzene	1.9	U	9.6	1.9	ug/L		12/23/11 13:13	12/29/11 21:34	1
4,6-Dinitro-2-methylphenol	3.8	U	48	3.8	ug/L		12/23/11 13:13	12/29/11 21:34	1
2,4-Dinitrotoluene	1.6	U	9.6	1.6	ug/L		12/23/11 13:13	12/29/11 21:34	1
2,4-Dinitrophenol	9.6	U	29	9.6	ug/L		12/23/11 13:13	12/29/11 21:34	1
2,6-Dinitrotoluene	1.8	U	9.6	1.8	ug/L		12/23/11 13:13	12/29/11 21:34	1
Di-n-octyl phthalate	0.33	U	3.8	0.33	ug/L		12/23/11 13:13	12/29/11 21:34	1
Diphenylamine	1.0	U	9.6	1.0	ug/L		12/23/11 13:13	12/29/11 21:34	1
Ethyl methanesulfonate	0.90	U	9.6	0.90	ug/L		12/23/11 13:13	12/29/11 21:34	1
Fluorene	0.30	U	3.8	0.30	ug/L		12/23/11 13:13	12/29/11 21:34	1
Fluoranthene	0.19	U	3.8	0.19	ug/L		12/23/11 13:13	12/29/11 21:34	1
Hexachlorobenzene	0.63	U	9.6	0.63	ug/L		12/23/11 13:13	12/29/11 21:34	1
Hexachlorobutadiene	3.2	U	9.6	3.2	ug/L		12/23/11 13:13	12/29/11 21:34	1
Hexachlorocyclopentadiene	1.5	U	48	1.5	ug/L		12/23/11 13:13	12/29/11 21:34	1
Hexachloroethane	2.0	U	9.6	2.0	ug/L		12/23/11 13:13	12/29/11 21:34	1
Hexachloropropene	1.9	U	96	1.9	ug/L		12/23/11 13:13	12/29/11 21:34	1
Indeno(1,2,3-cd)pyrene	0.62	U	3.8	0.62	ug/L		12/23/11 13:13	12/29/11 21:34	1
Isophorone	0.20	U	9.6	0.20	ug/L		12/23/11 13:13	12/29/11 21:34	1
Isosafrole	0.96	U	3.3	0.96	ug/L		12/23/11 13:13	12/29/11 21:34	1
Methapyrilene	19	U	48	19	ug/L		12/23/11 13:13	12/29/11 21:34	1
3-Methylcholanthrene	1.6	U	19	1.6	ug/L		12/23/11 13:13	12/29/11 21:34	1

Method: 8270C - Semivolatile Organic Compounds (GC/MS) (Continued)

Client Sample ID: L-1
Date Collected: 12/22/11 13:30
Date Received: 12/23/11 10:30

Lab Sample ID: 280-24103-1
Matrix: Water

Analyte	Result	Qualifier	RL	MDL	Unit	D	Prepared	Analyzed	Dil Fac
Methyl methanesulfonate	0.96	U	9.6	0.96	ug/L		12/23/11 13:13	12/29/11 21:34	1
2-Methylnaphthalene	0.28	U	3.8	0.28	ug/L		12/23/11 13:13	12/29/11 21:34	1
Naphthalene	0.28	U	3.8	0.28	ug/L		12/23/11 13:13	12/29/11 21:34	1
1,4-Naphthoquinone	13	U	48	13	ug/L		12/23/11 13:13	12/29/11 21:34	1
1-Naphthylamine	3.0	U	9.6	3.0	ug/L		12/23/11 13:13	12/29/11 21:34	1
Safrole	1.1	U	19	1.1	ug/L		12/23/11 13:13	12/29/11 21:34	1
2-Naphthylamine	3.0	U	9.6	3.0	ug/L		12/23/11 13:13	12/29/11 21:34	1
2-Nitroaniline	1.7	U	9.6	1.7	ug/L		12/23/11 13:13	12/29/11 21:34	1
3-Nitroaniline	1.9	U	9.6	1.9	ug/L		12/23/11 13:13	12/29/11 21:34	1
4-Nitroaniline	1.9	U	9.6	1.9	ug/L		12/23/11 13:13	12/29/11 21:34	1
Nitrobenzene	0.78	U	9.6	0.78	ug/L		12/23/11 13:13	12/29/11 21:34	1
2-Nitrophenol	0.37	U	9.6	0.37	ug/L		12/23/11 13:13	12/29/11 21:34	1
4-Nitrophenol	1.2	U	9.6	1.2	ug/L		12/23/11 13:13	12/29/11 21:34	1
N-Nitrosodi-n-butylamine	1.2	U	9.6	1.2	ug/L		12/23/11 13:13	12/29/11 21:34	1
N-Nitrosodiethylamine	1.7	U	9.6	1.7	ug/L		12/23/11 13:13	12/29/11 21:34	1
N-Nitrosodimethylamine	0.28	U	9.6	0.28	ug/L		12/23/11 13:13	12/29/11 21:34	1
N-Nitrosodiphenylamine	0.42	U	9.6	0.42	ug/L		12/23/11 13:13	12/29/11 21:34	1
N-Nitrosodi-n-propylamine	0.33	U	9.6	0.33	ug/L		12/23/11 13:13	12/29/11 21:34	1
N-Nitrosopiperidine	1.9	U	9.6	1.9	ug/L		12/23/11 13:13	12/29/11 21:34	1
N-Nitrosopyrrolidine	0.77	U	9.6	0.77	ug/L		12/23/11 13:13	12/29/11 21:34	1
Pentachlorobenzene	1.9	U	9.6	1.9	ug/L		12/23/11 13:13	12/29/11 21:34	1
Pentachloronitrobenzene	1.9	U	48	1.9	ug/L		12/23/11 13:13	12/29/11 21:34	1
Pentachlorophenol	19	U	48	19	ug/L		12/23/11 13:13	12/29/11 21:34	1
5-Nitro-o-toluidine	1.3	U	19	1.3	ug/L		12/23/11 13:13	12/29/11 21:34	1
N-Nitrosomethylethylamine	1.7	U	9.6	1.7	ug/L		12/23/11 13:13	12/29/11 21:34	1
Phenol	1.9	U	9.6	1.9	ug/L		12/23/11 13:13	12/29/11 21:34	1
Phenacetin	1.0	U	19	1.0	ug/L		12/23/11 13:13	12/29/11 21:34	1
Phenanthrene	0.25	U	3.8	0.25	ug/L		12/23/11 13:13	12/29/11 21:34	1
4-Phenylenediamine	4.8	U	96	4.8	ug/L		12/23/11 13:13	12/29/11 21:34	1
Pyrene	0.35	U	9.6	0.35	ug/L		12/23/11 13:13	12/29/11 21:34	1
o-Toluidine	1.3	U	9.6	1.3	ug/L		12/23/11 13:13	12/29/11 21:34	1
1,2,4-Trichlorobenzene	0.27	U	3.8	0.27	ug/L		12/23/11 13:13	12/29/11 21:34	1
2,4,6-Trichlorophenol	0.28	U	9.6	0.28	ug/L		12/23/11 13:13	12/29/11 21:34	1
2,4,5-Trichlorophenol	0.43	U	9.6	0.43	ug/L		12/23/11 13:13	12/29/11 21:34	1
1,3,5-Trinitrobenzene	3.8	U	48	3.8	ug/L		12/23/11 13:13	12/29/11 21:34	1
O,O,O-Triethyl phosphorothioate	1.9	U	48	1.9	ug/L		12/23/11 13:13	12/29/11 21:34	1
Thionazin	0.83	U	48	0.83	ug/L		12/23/11 13:13	12/29/11 21:34	1
1,2,4,5-Tetrachlorobenzene	1.7	U	9.6	1.7	ug/L		12/23/11 13:13	12/29/11 21:34	1
2,3,4,6-Tetrachlorophenol	1.9	U	48	1.9	ug/L		12/23/11 13:13	12/29/11 21:34	1
Pronamide	1.9	U	19	1.9	ug/L		12/23/11 13:13	12/29/11 21:34	1
Phorate	1.9	U	48	1.9	ug/L		12/23/11 13:13	12/29/11 21:34	1
Dimethoate	1.0	U	19	1.0	ug/L		12/23/11 13:13	12/29/11 21:34	1
Disulfoton	1.1	U	48	1.1	ug/L		12/23/11 13:13	12/29/11 21:34	1
Methyl parathion	3.1	U	48	3.1	ug/L		12/23/11 13:13	12/29/11 21:34	1
Isodrin	1.7	U	9.6	1.7	ug/L		12/23/11 13:13	12/29/11 21:34	1
Famphur	1.5	U	96	1.5	ug/L		12/23/11 13:13	12/29/11 21:34	1
Bis(2-ethylhexyl) phthalate	0.54	U	9.6	0.54	ug/L		12/23/11 13:13	12/29/11 21:34	1
bis(2-Chloroethyl) ether	0.39	U	9.6	0.39	ug/L		12/23/11 13:13	12/29/11 21:34	1
Ethyl Parathion	1.9	U	48	1.9	ug/L		12/23/11 13:13	12/29/11 21:34	1

Method: 8270C - Semivolatile Organic Compounds (GC/MS) (Continued)

Surrogate	%Recovery	Qualifier	Limits	Prepared	Analyzed	Dil Fac
2-Fluorophenol	85		51 - 120	12/23/11 13:13	12/29/11 21:34	1
2-Fluorobiphenyl	81		38 - 120	12/23/11 13:13	12/29/11 21:34	1
Nitrobenzene-d5	84		48 - 120	12/23/11 13:13	12/29/11 21:34	1
Phenol-d5	95		51 - 120	12/23/11 13:13	12/29/11 21:34	1
Terphenyl-d14	83		50 - 120	12/23/11 13:13	12/29/11 21:34	1
2,4,6-Tribromophenol	98		57 - 120	12/23/11 13:13	12/29/11 21:34	1

Method: 504.1 - EDB, DBCP and 1,2,3-TCP (GC)

Client Sample ID: MW-4A — **Lab Sample ID: 280-24081-1**
Date Collected: 12/21/11 15:45 — **Matrix: Water**
Date Received: 12/22/11 11:00

Analyte	Result	Qualifier	RL	MDL	Unit	D	Prepared	Analyzed	Dil Fac
1,2-Dibromoethane	0.0037	U	0.020	0.0037	ug/L		12/23/11 10:05	12/23/11 21:50	1
1,2-Dibromo-3-Chloropropane	0.0068	U	0.020	0.0068	ug/L		12/23/11 10:05	12/23/11 21:50	1

Surrogate	%Recovery	Qualifier	Limits	Prepared	Analyzed	Dil Fac
1,2-Dibromopropane	86		70 - 130	12/23/11 10:05	12/23/11 21:50	1

Client Sample ID: MW-4B — **Lab Sample ID: 280-24081-2**
Date Collected: 12/21/11 15:13 — **Matrix: Water**
Date Received: 12/22/11 11:00

Analyte	Result	Qualifier	RL	MDL	Unit	D	Prepared	Analyzed	Dil Fac
1,2-Dibromoethane	0.0037	U	0.020	0.0037	ug/L		12/23/11 10:05	12/23/11 22:09	1
1,2-Dibromo-3-Chloropropane	0.0068	U	0.020	0.0068	ug/L		12/23/11 10:05	12/23/11 22:09	1

Surrogate	%Recovery	Qualifier	Limits	Prepared	Analyzed	Dil Fac
1,2-Dibromopropane	100		70 - 130	12/23/11 10:05	12/23/11 22:09	1

Client Sample ID: MW-FL1 — **Lab Sample ID: 280-24081-3**
Date Collected: 12/21/11 15:21 — **Matrix: Water**
Date Received: 12/22/11 11:00

Analyte	Result	Qualifier	RL	MDL	Unit	D	Prepared	Analyzed	Dil Fac
1,2-Dibromoethane	0.0037	U	0.020	0.0037	ug/L		12/23/11 10:05	12/23/11 22:29	1
1,2-Dibromo-3-Chloropropane	0.0068	U	0.020	0.0068	ug/L		12/23/11 10:05	12/23/11 22:29	1

Surrogate	%Recovery	Qualifier	Limits	Prepared	Analyzed	Dil Fac
1,2-Dibromopropane	120		70 - 130	12/23/11 10:05	12/23/11 22:29	1

Client Sample ID: MW-3B — **Lab Sample ID: 280-24081-4**
Date Collected: 12/21/11 14:49 — **Matrix: Water**
Date Received: 12/22/11 11:00

Analyte	Result	Qualifier	RL	MDL	Unit	D	Prepared	Analyzed	Dil Fac
1,2-Dibromoethane	0.0037	U	0.020	0.0037	ug/L		12/23/11 10:05	12/23/11 22:49	1
1,2-Dibromo-3-Chloropropane	0.0068	U	0.020	0.0068	ug/L		12/23/11 10:05	12/23/11 22:49	1

Surrogate	%Recovery	Qualifier	Limits	Prepared	Analyzed	Dil Fac
1,2-Dibromopropane	109		70 - 130	12/23/11 10:05	12/23/11 22:49	1

Method: 504.1 - EDB, DBCP and 1,2,3-TCP (GC)

Client Sample ID: MW-3A — **Lab Sample ID: 280-24081-5**
Date Collected: 12/21/11 14:10 — **Matrix: Water**
Date Received: 12/22/11 11:00

Analyte	Result	Qualifier	RL	MDL	Unit	D	Prepared	Analyzed	Dil Fac
1,2-Dibromoethane	0.0037	U	0.020	0.0037	ug/L		12/23/11 10:05	12/23/11 23:08	1
1,2-Dibromo-3-Chloropropane	0.0068	U	0.020	0.0068	ug/L		12/23/11 10:05	12/23/11 23:08	1

Surrogate	*%Recovery*	*Qualifier*	*Limits*	*Prepared*	*Analyzed*	*Dil Fac*
1,2-Dibromopropane	*121*		*70 - 130*	*12/23/11 10:05*	*12/23/11 23:08*	*1*

Client Sample ID: L-1 — **Lab Sample ID: 280-24103-1**
Date Collected: 12/22/11 13:30 — **Matrix: Water**
Date Received: 12/23/11 10:30

Analyte	Result	Qualifier	RL	MDL	Unit	D	Prepared	Analyzed	Dil Fac
1,2-Dibromoethane	0.0037	U	0.020	0.0037	ug/L		12/30/11 07:47	12/30/11 10:49	1
1,2-Dibromo-3-Chloropropane	0.0068	U	0.020	0.0068	ug/L		12/30/11 07:47	12/30/11 10:49	1

Surrogate	*%Recovery*	*Qualifier*	*Limits*	*Prepared*	*Analyzed*	*Dil Fac*
1,2-Dibromopropane	*116*		*70 - 130*	*12/30/11 07:47*	*12/30/11 10:49*	*1*

Client Sample ID: MW-FL2R — **Lab Sample ID: 280-24109-2**
Date Collected: 12/22/11 13:31 — **Matrix: Water**
Date Received: 12/23/11 10:30

Analyte	Result	Qualifier	RL	MDL	Unit	D	Prepared	Analyzed	Dil Fac
1,2-Dibromoethane	0.0038	U	0.020	0.0038	ug/L		12/27/11 09:02	12/27/11 15:25	1
1,2-Dibromo-3-Chloropropane	0.0069	U	0.020	0.0069	ug/L		12/27/11 09:02	12/27/11 15:25	1

Surrogate	*%Recovery*	*Qualifier*	*Limits*	*Prepared*	*Analyzed*	*Dil Fac*
1,2-Dibromopropane	*123*		*70 - 130*	*12/27/11 09:02*	*12/27/11 15:25*	*1*

Client Sample ID: MW-6AR — **Lab Sample ID: 280-24109-3**
Date Collected: 12/22/11 12:50 — **Matrix: Water**
Date Received: 12/23/11 10:30

Analyte	Result	Qualifier	RL	MDL	Unit	D	Prepared	Analyzed	Dil Fac
1,2-Dibromoethane	0.0037	U	0.020	0.0037	ug/L		12/27/11 09:02	12/27/11 15:45	1
1,2-Dibromo-3-Chloropropane	0.0068	U	0.020	0.0068	ug/L		12/27/11 09:02	12/27/11 15:45	1

Surrogate	*%Recovery*	*Qualifier*	*Limits*	*Prepared*	*Analyzed*	*Dil Fac*
1,2-Dibromopropane	*123*		*70 - 130*	*12/27/11 09:02*	*12/27/11 15:45*	*1*

Client Sample ID: MW-6BR — **Lab Sample ID: 280-24109-4**
Date Collected: 12/22/11 12:14 — **Matrix: Water**
Date Received: 12/23/11 10:30

Analyte	Result	Qualifier	RL	MDL	Unit	D	Prepared	Analyzed	Dil Fac
1,2-Dibromoethane	0.0037	U	0.020	0.0037	ug/L		12/27/11 09:02	12/27/11 16:06	1
1,2-Dibromo-3-Chloropropane	0.0068	U	0.020	0.0068	ug/L		12/27/11 09:02	12/27/11 16:06	1

Surrogate	*%Recovery*	*Qualifier*	*Limits*	*Prepared*	*Analyzed*	*Dil Fac*
1,2-Dibromopropane	*119*		*70 - 130*	*12/27/11 09:02*	*12/27/11 16:06*	*1*

Method: 504.1 - EDB, DBCP and 1,2,3-TCP (GC)

Client Sample ID: MW-5B — **Lab Sample ID: 280-24109-5**
Date Collected: 12/22/11 11:38 — **Matrix: Water**
Date Received: 12/23/11 10:30

Analyte	Result	Qualifier	RL	MDL	Unit	D	Prepared	Analyzed	Dil Fac
1,2-Dibromoethane	0.0037	U	0.020	0.0037	ug/L		12/27/11 09:04	12/28/11 07:10	1
1,2-Dibromo-3-Chloropropane	0.0068	U	0.020	0.0068	ug/L		12/27/11 09:04	12/28/11 07:10	1

Surrogate	*%Recovery*	*Qualifier*	*Limits*	*Prepared*	*Analyzed*	*Dil Fac*
1,2-Dibromopropane	*108*		*70 - 130*	*12/27/11 09:04*	*12/28/11 07:10*	*1*

Client Sample ID: MW-5A — **Lab Sample ID: 280-24109-6**
Date Collected: 12/22/11 10:51 — **Matrix: Water**
Date Received: 12/23/11 10:30

Analyte	Result	Qualifier	RL	MDL	Unit	D	Prepared	Analyzed	Dil Fac
1,2-Dibromoethane	0.0037	U	0.020	0.0037	ug/L		12/27/11 09:04	12/28/11 07:30	1
1,2-Dibromo-3-Chloropropane	0.0068	U	0.020	0.0068	ug/L		12/27/11 09:04	12/28/11 07:30	1

Surrogate	*%Recovery*	*Qualifier*	*Limits*	*Prepared*	*Analyzed*	*Dil Fac*
1,2-Dibromopropane	*119*		*70 - 130*	*12/27/11 09:04*	*12/28/11 07:30*	*1*

Client Sample ID: MW-7A — **Lab Sample ID: 280-24109-7**
Date Collected: 12/22/11 10:14 — **Matrix: Water**
Date Received: 12/23/11 10:30

Analyte	Result	Qualifier	RL	MDL	Unit	D	Prepared	Analyzed	Dil Fac
1,2-Dibromoethane	0.0037	U	0.020	0.0037	ug/L		12/27/11 09:04	12/28/11 08:10	1
1,2-Dibromo-3-Chloropropane	0.0068	U	0.020	0.0068	ug/L		12/27/11 09:04	12/28/11 08:10	1

Surrogate	*%Recovery*	*Qualifier*	*Limits*	*Prepared*	*Analyzed*	*Dil Fac*
1,2-Dibromopropane	*117*		*70 - 130*	*12/27/11 09:04*	*12/28/11 08:10*	*1*

Client Sample ID: MW-7B — **Lab Sample ID: 280-24109-8**
Date Collected: 12/22/11 09:45 — **Matrix: Water**
Date Received: 12/23/11 10:30

Analyte	Result	Qualifier	RL	MDL	Unit	D	Prepared	Analyzed	Dil Fac
1,2-Dibromoethane	0.0037	U	0.020	0.0037	ug/L		12/27/11 09:04	12/28/11 08:29	1
1,2-Dibromo-3-Chloropropane	0.0068	U	0.020	0.0068	ug/L		12/27/11 09:04	12/28/11 08:29	1

Surrogate	*%Recovery*	*Qualifier*	*Limits*	*Prepared*	*Analyzed*	*Dil Fac*
1,2-Dibromopropane	*111*		*70 - 130*	*12/27/11 09:04*	*12/28/11 08:29*	*1*

Client Sample ID: MW-1A — **Lab Sample ID: 280-24109-9**
Date Collected: 12/22/11 09:06 — **Matrix: Water**
Date Received: 12/23/11 10:30

Analyte	Result	Qualifier	RL	MDL	Unit	D	Prepared	Analyzed	Dil Fac
1,2-Dibromoethane	0.0037	U	0.020	0.0037	ug/L		12/27/11 09:04	12/28/11 08:49	1
1,2-Dibromo-3-Chloropropane	0.0068	U	0.020	0.0068	ug/L		12/27/11 09:04	12/28/11 08:49	1

Surrogate	*%Recovery*	*Qualifier*	*Limits*	*Prepared*	*Analyzed*	*Dil Fac*
1,2-Dibromopropane	*108*		*70 - 130*	*12/27/11 09:04*	*12/28/11 08:49*	*1*

Method: 504.1 - EDB, DBCP and 1,2,3-TCP (GC)

Client Sample ID: MW-1B
Date Collected: 12/22/11 08:39
Date Received: 12/23/11 10:30

Lab Sample ID: 280-24109-10
Matrix: Water

Analyte	Result	Qualifier	RL	MDL	Unit	D	Prepared	Analyzed	Dil Fac
1,2-Dibromoethane	0.0037	U	0.020	0.0037	ug/L		12/27/11 09:04	12/28/11 09:09	1
1,2-Dibromo-3-Chloropropane	0.0068	U	0.020	0.0068	ug/L		12/27/11 09:04	12/28/11 09:09	1

Surrogate	*%Recovery*	*Qualifier*	*Limits*	*Prepared*	*Analyzed*	*Dil Fac*
1,2-Dibromopropane	*121*		*70 - 130*	*12/27/11 09:04*	*12/28/11 09:09*	*1*

Client Sample ID: MW-FL3
Date Collected: 12/22/11 08:01
Date Received: 12/23/11 10:30

Lab Sample ID: 280-24109-11
Matrix: Water

Analyte	Result	Qualifier	RL	MDL	Unit	D	Prepared	Analyzed	Dil Fac
1,2-Dibromoethane	0.0037	U	0.020	0.0037	ug/L		12/27/11 09:04	12/28/11 09:28	1
1,2-Dibromo-3-Chloropropane	0.0068	U	0.020	0.0068	ug/L		12/27/11 09:04	12/28/11 09:28	1

Surrogate	*%Recovery*	*Qualifier*	*Limits*	*Prepared*	*Analyzed*	*Dil Fac*
1,2-Dibromopropane	*115*		*70 - 130*	*12/27/11 09:04*	*12/28/11 09:28*	*1*

Client Sample ID: MW-8R
Date Collected: 12/22/11 07:01
Date Received: 12/23/11 10:30

Lab Sample ID: 280-24109-12
Matrix: Water

Analyte	Result	Qualifier	RL	MDL	Unit	D	Prepared	Analyzed	Dil Fac
1,2-Dibromoethane	0.0037	U	0.020	0.0037	ug/L		12/27/11 09:04	12/28/11 09:48	1
1,2-Dibromo-3-Chloropropane	0.0068	U	0.020	0.0068	ug/L		12/27/11 09:04	12/28/11 09:48	1

Surrogate	*%Recovery*	*Qualifier*	*Limits*	*Prepared*	*Analyzed*	*Dil Fac*
1,2-Dibromopropane	*112*		*70 - 130*	*12/27/11 09:04*	*12/28/11 09:48*	*1*

Client Sample ID: MW-2B
Date Collected: 12/22/11 13:10
Date Received: 12/23/11 10:30

Lab Sample ID: 280-24109-13
Matrix: Water

Analyte	Result	Qualifier	RL	MDL	Unit	D	Prepared	Analyzed	Dil Fac
1,2-Dibromoethane	0.0037	U	0.020	0.0037	ug/L		12/27/11 09:04	12/28/11 10:08	1
1,2-Dibromo-3-Chloropropane	0.0068	U	0.020	0.0068	ug/L		12/27/11 09:04	12/28/11 10:08	1

Surrogate	*%Recovery*	*Qualifier*	*Limits*	*Prepared*	*Analyzed*	*Dil Fac*
1,2-Dibromopropane	*114*		*70 - 130*	*12/27/11 09:04*	*12/28/11 10:08*	*1*

Client Sample ID: MW-2AR
Date Collected: 12/22/11 12:21
Date Received: 12/23/11 10:30

Lab Sample ID: 280-24109-14
Matrix: Water

Analyte	Result	Qualifier	RL	MDL	Unit	D	Prepared	Analyzed	Dil Fac
1,2-Dibromoethane	0.0037	U	0.020	0.0037	ug/L		12/27/11 09:04	12/28/11 10:28	1
1,2-Dibromo-3-Chloropropane	0.0068	U	0.020	0.0068	ug/L		12/27/11 09:04	12/28/11 10:28	1

Surrogate	*%Recovery*	*Qualifier*	*Limits*	*Prepared*	*Analyzed*	*Dil Fac*
1,2-Dibromopropane	*108*		*70 - 130*	*12/27/11 09:04*	*12/28/11 10:28*	*1*

Method: 8081A - Organochlorine Pesticides (GC)

Client Sample ID: L-1
Date Collected: 12/22/11 13:30
Date Received: 12/23/11 10:30

Lab Sample ID: 280-24103-1
Matrix: Water

Analyte	Result	Qualifier	RL	MDL	Unit	D	Prepared	Analyzed	Dil Fac
4,4'-DDD	0.037	U	0.24	0.037	ug/L		12/27/11 17:33	01/03/12 16:36	5
4,4'-DDE	0.036	U	0.24	0.036	ug/L		12/27/11 17:33	01/03/12 16:36	5
4,4'-DDT	0.072	U	0.24	0.072	ug/L		12/27/11 17:33	01/03/12 16:36	5
Aldrin	0.029	U	0.24	0.029	ug/L		12/27/11 17:33	01/03/12 16:36	5
alpha-BHC	0.026	U	0.24	0.026	ug/L		12/27/11 17:33	01/03/12 16:36	5
beta-BHC	0.042	U	0.24	0.042	ug/L		12/27/11 17:33	01/03/12 16:36	5
delta-BHC	0.028	U	0.24	0.028	ug/L		12/27/11 17:33	01/03/12 16:36	5
Dieldrin	0.031	U	0.24	0.031	ug/L		12/27/11 17:33	01/03/12 16:36	5
Endosulfan I	0.028	U	0.24	0.028	ug/L		12/27/11 17:33	01/03/12 16:36	5
Endosulfan II	0.034	U	0.24	0.034	ug/L		12/27/11 17:33	01/03/12 16:36	5
Endosulfan sulfate	0.028	U	0.24	0.028	ug/L		12/27/11 17:33	01/03/12 16:36	5
Endrin	0.038	U	0.24	0.038	ug/L		12/27/11 17:33	01/03/12 16:36	5
Endrin aldehyde	0.043	U	0.24	0.043	ug/L		12/27/11 17:33	01/03/12 16:36	5
gamma-BHC (Lindane)	**0.043**	**I**	0.24	0.034	ug/L		12/27/11 17:33	01/03/12 16:36	5
Heptachlor	0.037	U	0.24	0.037	ug/L		12/27/11 17:33	01/03/12 16:36	5
Heptachlor epoxide	0.036	U	0.24	0.036	ug/L		12/27/11 17:33	01/03/12 16:36	5
Kepone	1.7	U	4.9	1.7	ug/L		12/27/11 17:33	01/03/12 16:36	5
Methoxychlor	0.063	U	0.49	0.063	ug/L		12/27/11 17:33	01/03/12 16:36	5
Toxaphene	1.8	U	9.7	1.8	ug/L		12/27/11 17:33	01/03/12 16:36	5
Technical Chlordane	0.68	U	2.4	0.68	ug/L		12/27/11 17:33	01/03/12 16:36	5

Surrogate	*%Recovery*	*Qualifier*	*Limits*	*Prepared*	*Analyzed*	*Dil Fac*
DCB Decachlorobiphenyl	*26*	*D1*	*34 - 122*	*12/27/11 17:33*	*01/03/12 16:36*	*5*
Tetrachloro-m-xylene	*52*	*D1*	*28 - 115*	*12/27/11 17:33*	*01/03/12 16:36*	*5*

Method: 8082 - Polychlorinated Biphenyls (PCBs) by Gas Chromatography

Client Sample ID: L-1
Date Collected: 12/22/11 13:30
Date Received: 12/23/11 10:30

Lab Sample ID: 280-24103-1
Matrix: Water

Analyte	Result	Qualifier	RL	MDL	Unit	D	Prepared	Analyzed	Dil Fac
Aroclor 1016	0.12	U	0.97	0.12	ug/L		12/27/11 17:33	12/28/11 16:55	1
Aroclor 1221	0.21	U	0.97	0.21	ug/L		12/27/11 17:33	12/28/11 16:55	1
Aroclor 1232	0.16	U	0.97	0.16	ug/L		12/27/11 17:33	12/28/11 16:55	1
Aroclor 1242	0.10	U	0.97	0.10	ug/L		12/27/11 17:33	12/28/11 16:55	1
Aroclor 1248	0.089	U	0.97	0.089	ug/L		12/27/11 17:33	12/28/11 16:55	1
Aroclor 1254	0.11	U	0.97	0.11	ug/L		12/27/11 17:33	12/28/11 16:55	1
Aroclor 1260	0.16	U	0.97	0.16	ug/L		12/27/11 17:33	12/28/11 16:55	1

Surrogate	*%Recovery*	*Qualifier*	*Limits*	*Prepared*	*Analyzed*	*Dil Fac*
DCB Decachlorobiphenyl	*48*		*30 - 136*	*12/27/11 17:33*	*12/28/11 16:55*	*1*
Tetrachloro-m-xylene	*99*		*25 - 120*	*12/27/11 17:33*	*12/28/11 16:55*	*1*

Method: 8151A - Herbicides (GC)

Client Sample ID: L-1
Date Collected: 12/22/11 13:30
Date Received: 12/23/11 10:30

Lab Sample ID: 280-24103-1
Matrix: Water

Analyte	Result	Qualifier	RL	MDL	Unit	D	Prepared	Analyzed	Dil Fac
2,4-D	0.40	U	7.7	0.40	ug/L		12/27/11 16:05	01/04/12 10:53	2
2,4,5-T	0.36	U	1.9	0.36	ug/L		12/27/11 16:05	01/04/12 10:53	2
2,4,5-TP (Silvex)	0.33	U	1.9	0.33	ug/L		12/27/11 16:05	01/04/12 10:53	2

Surrogate	*%Recovery*	*Qualifier*	*Limits*	*Prepared*	*Analyzed*	*Dil Fac*
2,4-Dichlorophenylacetic acid	*96*		*39 - 135*	*12/27/11 16:05*	*01/04/12 10:53*	*2*

Method: 6010B - Metals (ICP) - Total Recoverable

Client Sample ID: MW-4A
Date Collected: 12/21/11 15:45
Date Received: 12/22/11 11:00

Lab Sample ID: 280-24081-1
Matrix: Water

Analyte	Result	Qualifier	RL	MDL	Unit	D	Prepared	Analyzed	Dil Fac
Aluminum	**60**	**I**	100	18	ug/L		12/27/11 06:45	12/28/11 16:47	1
Barium	**20**		10	0.58	ug/L		12/27/11 06:45	12/27/11 22:10	1
Cadmium	0.45	U	5.0	0.45	ug/L		12/27/11 06:45	12/27/11 22:10	1
Cobalt	1.2	U	10	1.2	ug/L		12/27/11 06:45	12/27/11 22:10	1
Chromium	0.66	U	10	0.66	ug/L		12/27/11 06:45	12/27/11 22:10	1
Copper	**5.9**	**I V**	15	1.4	ug/L		12/27/11 06:45	12/27/11 22:10	1
Nickel	**3.3**	**I**	40	1.3	ug/L		12/27/11 06:45	12/27/11 22:10	1
Lead	2.6	U	9.0	2.6	ug/L		12/27/11 06:45	12/27/11 22:10	1
Selenium	4.9	U	15	4.9	ug/L		12/27/11 06:45	12/27/11 22:10	1
Iron	**83**	**I**	100	22	ug/L		12/27/11 06:45	12/27/11 22:10	1
Vanadium	1.1	U	10	1.1	ug/L		12/27/11 06:45	12/27/11 22:10	1
Zinc	**300**		20	4.5	ug/L		12/27/11 06:45	12/27/11 22:10	1
Silver	0.93	U	10	0.93	ug/L		12/27/11 06:45	12/27/11 22:10	1
Manganese	**28**		10	0.25	ug/L		12/27/11 06:45	12/27/11 22:10	1
Sodium	**1.2**	**V**	1.0	0.092	mg/L		12/27/11 06:45	12/27/11 22:10	1

Client Sample ID: MW-4B
Date Collected: 12/21/11 15:13
Date Received: 12/22/11 11:00

Lab Sample ID: 280-24081-2
Matrix: Water

Analyte	Result	Qualifier	RL	MDL	Unit	D	Prepared	Analyzed	Dil Fac
Aluminum	**79**	**I**	100	18	ug/L		12/27/11 06:45	12/28/11 16:50	1
Barium	**12**		10	0.58	ug/L		12/27/11 06:45	12/27/11 22:13	1
Cadmium	0.45	U	5.0	0.45	ug/L		12/27/11 06:45	12/27/11 22:13	1
Cobalt	1.2	U	10	1.2	ug/L		12/27/11 06:45	12/27/11 22:13	1
Chromium	0.66	U	10	0.66	ug/L		12/27/11 06:45	12/27/11 22:13	1
Copper	**5.8**	**I V**	15	1.4	ug/L		12/27/11 06:45	12/27/11 22:13	1
Nickel	**2.2**	**I**	40	1.3	ug/L		12/27/11 06:45	12/27/11 22:13	1
Lead	2.6	U	9.0	2.6	ug/L		12/27/11 06:45	12/27/11 22:13	1
Selenium	4.9	U	15	4.9	ug/L		12/27/11 06:45	12/27/11 22:13	1
Iron	**190**		100	22	ug/L		12/27/11 06:45	12/27/11 22:13	1
Vanadium	1.1	U	10	1.1	ug/L		12/27/11 06:45	12/27/11 22:13	1
Zinc	**5.8**	**I**	20	4.5	ug/L		12/27/11 06:45	12/27/11 22:13	1
Silver	0.93	U	10	0.93	ug/L		12/27/11 06:45	12/27/11 22:13	1
Manganese	**9.3**	**I**	10	0.25	ug/L		12/27/11 06:45	12/27/11 22:13	1

Method: 6010B - Metals (ICP) - Total Recoverable (Continued)

Client Sample ID: MW-4B — **Lab Sample ID: 280-24081-2**
Date Collected: 12/21/11 15:13 — **Matrix: Water**
Date Received: 12/22/11 11:00

Analyte	Result	Qualifier	RL	MDL	Unit	D	Prepared	Analyzed	Dil Fac
Sodium	1.3	V	1.0	0.092	mg/L		12/27/11 06:45	12/27/11 22:13	1

Client Sample ID: MW-FL1 — **Lab Sample ID: 280-24081-3**
Date Collected: 12/21/11 15:21 — **Matrix: Water**
Date Received: 12/22/11 11:00

Analyte	Result	Qualifier	RL	MDL	Unit	D	Prepared	Analyzed	Dil Fac
Aluminum	400		100	18	ug/L		12/27/11 06:45	12/28/11 16:52	1
Barium	39		10	0.58	ug/L		12/27/11 06:45	12/27/11 22:15	1
Cadmium	0.45	U	5.0	0.45	ug/L		12/27/11 06:45	12/27/11 22:15	1
Cobalt	1.2	U	10	1.2	ug/L		12/27/11 06:45	12/27/11 22:15	1
Chromium	2.4	I	10	0.66	ug/L		12/27/11 06:45	12/27/11 22:15	1
Copper	6.3	I V	15	1.4	ug/L		12/27/11 06:45	12/27/11 22:15	1
Nickel	2.0	I	40	1.3	ug/L		12/27/11 06:45	12/27/11 22:15	1
Lead	2.6	U	9.0	2.6	ug/L		12/27/11 06:45	12/27/11 22:15	1
Selenium	4.9	U	15	4.9	ug/L		12/27/11 06:45	12/27/11 22:15	1
Iron	300		100	22	ug/L		12/27/11 06:45	12/27/11 22:15	1
Vanadium	2.4	I	10	1.1	ug/L		12/27/11 06:45	12/27/11 22:15	1
Zinc	5.4	I	20	4.5	ug/L		12/27/11 06:45	12/27/11 22:15	1
Silver	0.93	U	10	0.93	ug/L		12/27/11 06:45	12/27/11 22:15	1
Manganese	22		10	0.25	ug/L		12/27/11 06:45	12/27/11 22:15	1
Sodium	7.3	V	1.0	0.092	mg/L		12/27/11 06:45	12/27/11 22:15	1

Client Sample ID: MW-3B — **Lab Sample ID: 280-24081-4**
Date Collected: 12/21/11 14:49 — **Matrix: Water**
Date Received: 12/22/11 11:00

Analyte	Result	Qualifier	RL	MDL	Unit	D	Prepared	Analyzed	Dil Fac
Aluminum	430		100	18	ug/L		12/27/11 06:45	12/28/11 16:55	1
Barium	77		10	0.58	ug/L		12/27/11 06:45	12/27/11 22:18	1
Cadmium	0.45	U	5.0	0.45	ug/L		12/27/11 06:45	12/27/11 22:18	1
Cobalt	1.2	U	10	1.2	ug/L		12/27/11 06:45	12/27/11 22:18	1
Chromium	1.7	I	10	0.66	ug/L		12/27/11 06:45	12/27/11 22:18	1
Copper	5.9	I V	15	1.4	ug/L		12/27/11 06:45	12/27/11 22:18	1
Nickel	1.3	U	40	1.3	ug/L		12/27/11 06:45	12/27/11 22:18	1
Lead	2.6	U	9.0	2.6	ug/L		12/27/11 06:45	12/27/11 22:18	1
Selenium	4.9	U	15	4.9	ug/L		12/27/11 06:45	12/27/11 22:18	1
Iron	280		100	22	ug/L		12/27/11 06:45	12/27/11 22:18	1
Vanadium	2.1	I	10	1.1	ug/L		12/27/11 06:45	12/27/11 22:18	1
Zinc	6.6	I	20	4.5	ug/L		12/27/11 06:45	12/27/11 22:18	1
Silver	0.93	U	10	0.93	ug/L		12/27/11 06:45	12/27/11 22:18	1
Manganese	7.3	I	10	0.25	ug/L		12/27/11 06:45	12/27/11 22:18	1
Sodium	2.1	V	1.0	0.092	mg/L		12/27/11 06:45	12/27/11 22:18	1

Method: 6010B - Metals (ICP) - Total Recoverable

Client Sample ID: MW-3A — **Lab Sample ID: 280-24081-5**
Date Collected: 12/21/11 14:10 — **Matrix: Water**
Date Received: 12/22/11 11:00

Analyte	Result	Qualifier	RL	MDL	Unit	D	Prepared	Analyzed	Dil Fac
Aluminum	**430**		100	18	ug/L		12/27/11 06:45	12/28/11 16:57	1
Barium	**36**		10	0.58	ug/L		12/27/11 06:45	12/27/11 22:20	1
Cadmium	**0.48**	**I**	5.0	0.45	ug/L		12/27/11 06:45	12/27/11 22:20	1
Cobalt	1.2	U	10	1.2	ug/L		12/27/11 06:45	12/27/11 22:20	1
Chromium	**2.9**	**I**	10	0.66	ug/L		12/27/11 06:45	12/27/11 22:20	1
Copper	**6.4**	**I V**	15	1.4	ug/L		12/27/11 06:45	12/27/11 22:20	1
Nickel	1.3	U	40	1.3	ug/L		12/27/11 06:45	12/27/11 22:20	1
Lead	2.6	U	9.0	2.6	ug/L		12/27/11 06:45	12/27/11 22:20	1
Selenium	4.9	U	15	4.9	ug/L		12/27/11 06:45	12/27/11 22:20	1
Iron	**450**		100	22	ug/L		12/27/11 06:45	12/27/11 22:20	1
Vanadium	**1.5**	**I**	10	1.1	ug/L		12/27/11 06:45	12/27/11 22:20	1
Zinc	**5.5**	**I**	20	4.5	ug/L		12/27/11 06:45	12/27/11 22:20	1
Silver	0.93	U	10	0.93	ug/L		12/27/11 06:45	12/27/11 22:20	1
Manganese	**2.4**	**I**	10	0.25	ug/L		12/27/11 06:45	12/27/11 22:20	1
Sodium	**2.8**	**V**	1.0	0.092	mg/L		12/27/11 06:45	12/27/11 22:20	1

Client Sample ID: L-1 — **Lab Sample ID: 280-24103-1**
Date Collected: 12/22/11 13:30 — **Matrix: Water**
Date Received: 12/23/11 10:30

Analyte	Result	Qualifier	RL	MDL	Unit	D	Prepared	Analyzed	Dil Fac
Barium	**90**		10	0.58	ug/L		12/28/11 06:30	12/28/11 18:19	1
Cadmium	0.45	U	5.0	0.45	ug/L		12/28/11 06:30	12/28/11 18:19	1
Cobalt	1.2	U	10	1.2	ug/L		12/28/11 06:30	12/28/11 18:19	1
Chromium	**2.9**	**I**	10	0.66	ug/L		12/28/11 06:30	12/28/11 18:19	1
Copper	**31**		15	1.4	ug/L		12/28/11 06:30	12/28/11 18:19	1
Nickel	**3.7**	**I**	40	1.3	ug/L		12/28/11 06:30	12/28/11 18:19	1
Lead	2.6	U	9.0	2.6	ug/L		12/28/11 06:30	12/28/11 18:19	1
Selenium	4.9	U	15	4.9	ug/L		12/28/11 06:30	12/28/11 18:19	1
Iron	**5900**		100	22	ug/L		12/28/11 06:30	12/28/11 18:19	1
Vanadium	**2.3**	**I**	10	1.1	ug/L		12/28/11 06:30	12/28/11 18:19	1
Zinc	**27**		20	4.5	ug/L		12/28/11 06:30	12/28/11 18:19	1
Silver	0.93	U	10	0.93	ug/L		12/28/11 06:30	12/28/11 18:19	1
Sodium	**240**		1.0	0.092	mg/L		12/28/11 06:30	12/28/11 18:19	1
Tin	5.8	U	100	5.8	ug/L		12/28/11 06:30	12/28/11 18:19	1

Client Sample ID: Equipment Blank — **Lab Sample ID: 280-24109-1**
Date Collected: 12/22/11 13:50 — **Matrix: Water**
Date Received: 12/23/11 10:30

Analyte	Result	Qualifier	RL	MDL	Unit	D	Prepared	Analyzed	Dil Fac
Aluminum	18	U	100	18	ug/L		12/28/11 06:30	12/28/11 18:52	1
Barium	0.58	U	10	0.58	ug/L		12/28/11 06:30	12/28/11 18:52	1
Cadmium	0.45	U	5.0	0.45	ug/L		12/28/11 06:30	12/28/11 18:52	1
Cobalt	1.2	U	10	1.2	ug/L		12/28/11 06:30	12/28/11 18:52	1
Chromium	0.66	U	10	0.66	ug/L		12/28/11 06:30	12/28/11 18:52	1
Copper	1.4	U	15	1.4	ug/L		12/28/11 06:30	12/28/11 18:52	1
Nickel	1.3	U	40	1.3	ug/L		12/28/11 06:30	12/28/11 18:52	1
Lead	2.6	U	9.0	2.6	ug/L		12/28/11 06:30	12/28/11 18:52	1

Method: 6010B - Metals (ICP) - Total Recoverable (Continued)

Client Sample ID: Equipment Blank — **Lab Sample ID: 280-24109-1**
Date Collected: 12/22/11 13:50 — **Matrix: Water**
Date Received: 12/23/11 10:30

Analyte	Result	Qualifier	RL	MDL	Unit	D	Prepared	Analyzed	Dil Fac
Selenium	4.9	U	15	4.9	ug/L		12/28/11 06:30	12/28/11 18:52	1
Iron	22	U	100	22	ug/L		12/28/11 06:30	12/28/11 18:52	1
Vanadium	1.1	U	10	1.1	ug/L		12/28/11 06:30	12/28/11 18:52	1
Zinc	**5.3**	**I**	20	4.5	ug/L		12/28/11 06:30	12/28/11 18:52	1
Silver	0.93	U	10	0.93	ug/L		12/28/11 06:30	12/28/11 18:52	1
Manganese	0.25	U	10	0.25	ug/L		12/28/11 06:30	12/28/11 18:52	1
Sodium	**0.29**	**I**	1.0	0.092	mg/L		12/28/11 06:30	12/28/11 18:52	1

Client Sample ID: MW-FL2R — **Lab Sample ID: 280-24109-2**
Date Collected: 12/22/11 13:31 — **Matrix: Water**
Date Received: 12/23/11 10:30

Analyte	Result	Qualifier	RL	MDL	Unit	D	Prepared	Analyzed	Dil Fac
Aluminum	**2300**		100	18	ug/L		12/28/11 06:30	12/28/11 18:54	1
Barium	**19**		10	0.58	ug/L		12/28/11 06:30	12/28/11 18:54	1
Cadmium	0.45	U	5.0	0.45	ug/L		12/28/11 06:30	12/28/11 18:54	1
Cobalt	1.2	U	10	1.2	ug/L		12/28/11 06:30	12/28/11 18:54	1
Chromium	**15**		10	0.66	ug/L		12/28/11 06:30	12/28/11 18:54	1
Copper	**1.9**	**I**	15	1.4	ug/L		12/28/11 06:30	12/28/11 18:54	1
Nickel	1.3	U	40	1.3	ug/L		12/28/11 06:30	12/28/11 18:54	1
Lead	2.6	U	9.0	2.6	ug/L		12/28/11 06:30	12/28/11 18:54	1
Selenium	4.9	U	15	4.9	ug/L		12/28/11 06:30	12/28/11 18:54	1
Iron	**320**		100	22	ug/L		12/28/11 06:30	12/28/11 18:54	1
Vanadium	**17**		10	1.1	ug/L		12/28/11 06:30	12/28/11 18:54	1
Zinc	**4.5**	**I**	20	4.5	ug/L		12/28/11 06:30	12/28/11 18:54	1
Silver	0.93	U	10	0.93	ug/L		12/28/11 06:30	12/28/11 18:54	1
Manganese	**2.1**	**I**	10	0.25	ug/L		12/28/11 06:30	12/28/11 18:54	1
Sodium	**1.8**		1.0	0.092	mg/L		12/28/11 06:30	12/28/11 18:54	1

Client Sample ID: MW-6AR — **Lab Sample ID: 280-24109-3**
Date Collected: 12/22/11 12:50 — **Matrix: Water**
Date Received: 12/23/11 10:30

Analyte	Result	Qualifier	RL	MDL	Unit	D	Prepared	Analyzed	Dil Fac
Aluminum	**470**		100	18	ug/L		12/28/11 06:30	12/28/11 18:57	1
Barium	**20**		10	0.58	ug/L		12/28/11 06:30	12/28/11 18:57	1
Cadmium	**0.48**	**I**	5.0	0.45	ug/L		12/28/11 06:30	12/28/11 18:57	1
Cobalt	1.2	U	10	1.2	ug/L		12/28/11 06:30	12/28/11 18:57	1
Chromium	**2.7**	**I**	10	0.66	ug/L		12/28/11 06:30	12/28/11 18:57	1
Copper	1.4	U	15	1.4	ug/L		12/28/11 06:30	12/28/11 18:57	1
Nickel	**1.7**	**I**	40	1.3	ug/L		12/28/11 06:30	12/28/11 18:57	1
Lead	2.6	U	9.0	2.6	ug/L		12/28/11 06:30	12/28/11 18:57	1
Selenium	4.9	U	15	4.9	ug/L		12/28/11 06:30	12/28/11 18:57	1
Iron	**250**		100	22	ug/L		12/28/11 06:30	12/28/11 18:57	1
Vanadium	**2.0**	**I**	10	1.1	ug/L		12/28/11 06:30	12/28/11 18:57	1
Zinc	**6.2**	**I**	20	4.5	ug/L		12/28/11 06:30	12/28/11 18:57	1
Silver	0.93	U	10	0.93	ug/L		12/28/11 06:30	12/28/11 18:57	1
Manganese	**17**		10	0.25	ug/L		12/28/11 06:30	12/28/11 18:57	1
Sodium	**11**		1.0	0.092	mg/L		12/28/11 06:30	12/28/11 18:57	1

Method: 6010B - Metals (ICP) - Total Recoverable

Client Sample ID: MW-6BR
Date Collected: 12/22/11 12:14
Date Received: 12/23/11 10:30

Lab Sample ID: 280-24109-4
Matrix: Water

Analyte	Result	Qualifier	RL	MDL	Unit	D	Prepared	Analyzed	Dil Fac
Aluminum	670		100	18	ug/L		12/28/11 06:30	12/28/11 18:59	1
Barium	11		10	0.58	ug/L		12/28/11 06:30	12/28/11 18:59	1
Cadmium	0.45	U	5.0	0.45	ug/L		12/28/11 06:30	12/28/11 18:59	1
Cobalt	1.2	U	10	1.2	ug/L		12/28/11 06:30	12/28/11 18:59	1
Chromium	19		10	0.66	ug/L		12/28/11 06:30	12/28/11 18:59	1
Copper	1.4	U	15	1.4	ug/L		12/28/11 06:30	12/28/11 18:59	1
Nickel	3.0	I	40	1.3	ug/L		12/28/11 06:30	12/28/11 18:59	1
Lead	2.6	U	9.0	2.6	ug/L		12/28/11 06:30	12/28/11 18:59	1
Selenium	4.9	U	15	4.9	ug/L		12/28/11 06:30	12/28/11 18:59	1
Iron	630		100	22	ug/L		12/28/11 06:30	12/28/11 18:59	1
Vanadium	5.6	I	10	1.1	ug/L		12/28/11 06:30	12/28/11 18:59	1
Zinc	5.9	I	20	4.5	ug/L		12/28/11 06:30	12/28/11 18:59	1
Silver	0.93	U	10	0.93	ug/L		12/28/11 06:30	12/28/11 18:59	1
Manganese	50		10	0.25	ug/L		12/28/11 06:30	12/28/11 18:59	1
Sodium	7.9		1.0	0.092	mg/L		12/28/11 06:30	12/28/11 18:59	1

Client Sample ID: MW-5B
Date Collected: 12/22/11 11:38
Date Received: 12/23/11 10:30

Lab Sample ID: 280-24109-5
Matrix: Water

Analyte	Result	Qualifier	RL	MDL	Unit	D	Prepared	Analyzed	Dil Fac
Aluminum	1400		100	18	ug/L		12/28/11 06:30	12/28/11 19:02	1
Barium	16		10	0.58	ug/L		12/28/11 06:30	12/28/11 19:02	1
Cadmium	0.45	U	5.0	0.45	ug/L		12/28/11 06:30	12/28/11 19:02	1
Cobalt	1.2	U	10	1.2	ug/L		12/28/11 06:30	12/28/11 19:02	1
Chromium	2.3	I	10	0.66	ug/L		12/28/11 06:30	12/28/11 19:02	1
Copper	1.4	U	15	1.4	ug/L		12/28/11 06:30	12/28/11 19:02	1
Nickel	1.3	U	40	1.3	ug/L		12/28/11 06:30	12/28/11 19:02	1
Lead	2.6	U	9.0	2.6	ug/L		12/28/11 06:30	12/28/11 19:02	1
Selenium	4.9	U	15	4.9	ug/L		12/28/11 06:30	12/28/11 19:02	1
Iron	430		100	22	ug/L		12/28/11 06:30	12/28/11 19:02	1
Vanadium	2.7	I	10	1.1	ug/L		12/28/11 06:30	12/28/11 19:02	1
Zinc	4.6	I	20	4.5	ug/L		12/28/11 06:30	12/28/11 19:02	1
Silver	0.93	U	10	0.93	ug/L		12/28/11 06:30	12/28/11 19:02	1
Manganese	6.6	I	10	0.25	ug/L		12/28/11 06:30	12/28/11 19:02	1
Sodium	3.8		1.0	0.092	mg/L		12/28/11 06:30	12/28/11 19:02	1

Client Sample ID: MW-5A
Date Collected: 12/22/11 10:51
Date Received: 12/23/11 10:30

Lab Sample ID: 280-24109-6
Matrix: Water

Analyte	Result	Qualifier	RL	MDL	Unit	D	Prepared	Analyzed	Dil Fac
Aluminum	140		100	18	ug/L		12/28/11 06:30	12/28/11 19:04	1
Barium	44		10	0.58	ug/L		12/28/11 06:30	12/28/11 19:04	1
Cadmium	0.45	U	5.0	0.45	ug/L		12/28/11 06:30	12/28/11 19:04	1
Cobalt	1.2	U	10	1.2	ug/L		12/28/11 06:30	12/28/11 19:04	1
Chromium	1.7	I	10	0.66	ug/L		12/28/11 06:30	12/28/11 19:04	1
Copper	1.4	U	15	1.4	ug/L		12/28/11 06:30	12/28/11 19:04	1
Nickel	1.3	U	40	1.3	ug/L		12/28/11 06:30	12/28/11 19:04	1

Method: 6010B - Metals (ICP) - Total Recoverable (Continued)

Client Sample ID: MW-5A
Date Collected: 12/22/11 10:51
Date Received: 12/23/11 10:30

Lab Sample ID: 280-24109-6
Matrix: Water

Analyte	Result	Qualifier	RL	MDL	Unit	D	Prepared	Analyzed	Dil Fac
Lead	2.6	U	9.0	2.6	ug/L		12/28/11 06:30	12/28/11 19:04	1
Selenium	4.9	U	15	4.9	ug/L		12/28/11 06:30	12/28/11 19:04	1
Iron	**33**	**I**	100	22	ug/L		12/28/11 06:30	12/28/11 19:04	1
Vanadium	1.1	U	10	1.1	ug/L		12/28/11 06:30	12/28/11 19:04	1
Zinc	**7.3**	**I**	20	4.5	ug/L		12/28/11 06:30	12/28/11 19:04	1
Silver	0.93	U	10	0.93	ug/L		12/28/11 06:30	12/28/11 19:04	1
Manganese	**5.2**	**I**	10	0.25	ug/L		12/28/11 06:30	12/28/11 19:04	1
Sodium	**2.3**		1.0	0.092	mg/L		12/28/11 06:30	12/28/11 19:04	1

Client Sample ID: MW-7A
Date Collected: 12/22/11 10:14
Date Received: 12/23/11 10:30

Lab Sample ID: 280-24109-7
Matrix: Water

Analyte	Result	Qualifier	RL	MDL	Unit	D	Prepared	Analyzed	Dil Fac
Aluminum	18	U	100	18	ug/L		12/28/11 06:30	12/28/11 19:17	1
Barium	**13**		10	0.58	ug/L		12/28/11 06:30	12/28/11 19:17	1
Cadmium	0.45	U	5.0	0.45	ug/L		12/28/11 06:30	12/28/11 19:17	1
Cobalt	1.2	U	10	1.2	ug/L		12/28/11 06:30	12/28/11 19:17	1
Chromium	**0.76**	**I**	10	0.66	ug/L		12/28/11 06:30	12/28/11 19:17	1
Copper	1.4	U	15	1.4	ug/L		12/28/11 06:30	12/28/11 19:17	1
Nickel	**1.8**	**I**	40	1.3	ug/L		12/28/11 06:30	12/28/11 19:17	1
Lead	2.6	U	9.0	2.6	ug/L		12/28/11 06:30	12/28/11 19:17	1
Selenium	4.9	U	15	4.9	ug/L		12/28/11 06:30	12/28/11 19:17	1
Iron	22	U	100	22	ug/L		12/28/11 06:30	12/28/11 19:17	1
Vanadium	1.1	U	10	1.1	ug/L		12/28/11 06:30	12/28/11 19:17	1
Zinc	4.5	U	20	4.5	ug/L		12/28/11 06:30	12/28/11 19:17	1
Silver	0.93	U	10	0.93	ug/L		12/28/11 06:30	12/28/11 19:17	1
Manganese	0.25	U	10	0.25	ug/L		12/28/11 06:30	12/28/11 19:17	1
Sodium	**5.9**		1.0	0.092	mg/L		12/28/11 06:30	12/28/11 19:17	1

Client Sample ID: MW-7B
Date Collected: 12/22/11 09:45
Date Received: 12/23/11 10:30

Lab Sample ID: 280-24109-8
Matrix: Water

Analyte	Result	Qualifier	RL	MDL	Unit	D	Prepared	Analyzed	Dil Fac
Aluminum	**460**		100	18	ug/L		12/28/11 06:30	12/28/11 19:19	1
Barium	**4.8**	**I**	10	0.58	ug/L		12/28/11 06:30	12/28/11 19:19	1
Cadmium	0.45	U	5.0	0.45	ug/L		12/28/11 06:30	12/28/11 19:19	1
Cobalt	1.2	U	10	1.2	ug/L		12/28/11 06:30	12/28/11 19:19	1
Chromium	**1.4**	**I**	10	0.66	ug/L		12/28/11 06:30	12/28/11 19:19	1
Copper	1.4	U	15	1.4	ug/L		12/28/11 06:30	12/28/11 19:19	1
Nickel	1.3	U	40	1.3	ug/L		12/28/11 06:30	12/28/11 19:19	1
Lead	2.6	U	9.0	2.6	ug/L		12/28/11 06:30	12/28/11 19:19	1
Selenium	4.9	U	15	4.9	ug/L		12/28/11 06:30	12/28/11 19:19	1
Iron	**220**		100	22	ug/L		12/28/11 06:30	12/28/11 19:19	1
Vanadium	1.1	U	10	1.1	ug/L		12/28/11 06:30	12/28/11 19:19	1
Zinc	4.5	U	20	4.5	ug/L		12/28/11 06:30	12/28/11 19:19	1
Silver	0.93	U	10	0.93	ug/L		12/28/11 06:30	12/28/11 19:19	1
Manganese	**2.2**	**I**	10	0.25	ug/L		12/28/11 06:30	12/28/11 19:19	1

Method: 6010B - Metals (ICP) - Total Recoverable (Continued)

Client Sample ID: MW-7B — **Lab Sample ID: 280-24109-8**
Date Collected: 12/22/11 09:45 — **Matrix: Water**
Date Received: 12/23/11 10:30

Analyte	Result	Qualifier	RL	MDL	Unit	D	Prepared	Analyzed	Dil Fac
Sodium	6.3		1.0	0.092	mg/L		12/28/11 06:30	12/28/11 19:19	1

Client Sample ID: MW-1A — **Lab Sample ID: 280-24109-9**
Date Collected: 12/22/11 09:06 — **Matrix: Water**
Date Received: 12/23/11 10:30

Analyte	Result	Qualifier	RL	MDL	Unit	D	Prepared	Analyzed	Dil Fac
Aluminum	190		100	18	ug/L		12/28/11 06:30	12/28/11 19:22	1
Barium	20		10	0.58	ug/L		12/28/11 06:30	12/28/11 19:22	1
Cadmium	0.45	U	5.0	0.45	ug/L		12/28/11 06:30	12/28/11 19:22	1
Cobalt	1.2	I	10	1.2	ug/L		12/28/11 06:30	12/28/11 19:22	1
Chromium	1.3	I	10	0.66	ug/L		12/28/11 06:30	12/28/11 19:22	1
Copper	1.9	I	15	1.4	ug/L		12/28/11 06:30	12/28/11 19:22	1
Nickel	4.3	I	40	1.3	ug/L		12/28/11 06:30	12/28/11 19:22	1
Lead	2.6	U	9.0	2.6	ug/L		12/28/11 06:30	12/28/11 19:22	1
Selenium	4.9	U	15	4.9	ug/L		12/28/11 06:30	12/28/11 19:22	1
Iron	110		100	22	ug/L		12/28/11 06:30	12/28/11 19:22	1
Vanadium	1.1	I	10	1.1	ug/L		12/28/11 06:30	12/28/11 19:22	1
Zinc	4.5	I	20	4.5	ug/L		12/28/11 06:30	12/28/11 19:22	1
Silver	0.93	U	10	0.93	ug/L		12/28/11 06:30	12/28/11 19:22	1
Manganese	2.4	I	10	0.25	ug/L		12/28/11 06:30	12/28/11 19:22	1
Sodium	7.3		1.0	0.092	mg/L		12/28/11 06:30	12/28/11 19:22	1

Client Sample ID: MW-1B — **Lab Sample ID: 280-24109-10**
Date Collected: 12/22/11 08:39 — **Matrix: Water**
Date Received: 12/23/11 10:30

Analyte	Result	Qualifier	RL	MDL	Unit	D	Prepared	Analyzed	Dil Fac
Aluminum	18	U	100	18	ug/L		12/28/11 06:30	12/28/11 19:24	1
Barium	7.6	I	10	0.58	ug/L		12/28/11 06:30	12/28/11 19:24	1
Cadmium	0.45	U	5.0	0.45	ug/L		12/28/11 06:30	12/28/11 19:24	1
Cobalt	1.2	U	10	1.2	ug/L		12/28/11 06:30	12/28/11 19:24	1
Chromium	0.66	U	10	0.66	ug/L		12/28/11 06:30	12/28/11 19:24	1
Copper	1.4	U	15	1.4	ug/L		12/28/11 06:30	12/28/11 19:24	1
Nickel	1.5	I	40	1.3	ug/L		12/28/11 06:30	12/28/11 19:24	1
Lead	2.6	U	9.0	2.6	ug/L		12/28/11 06:30	12/28/11 19:24	1
Selenium	4.9	U	15	4.9	ug/L		12/28/11 06:30	12/28/11 19:24	1
Iron	22	U	100	22	ug/L		12/28/11 06:30	12/28/11 19:24	1
Vanadium	1.1	U	10	1.1	ug/L		12/28/11 06:30	12/28/11 19:24	1
Zinc	4.5	U	20	4.5	ug/L		12/28/11 06:30	12/28/11 19:24	1
Silver	0.93	U	10	0.93	ug/L		12/28/11 06:30	12/28/11 19:24	1
Manganese	0.54	I	10	0.25	ug/L		12/28/11 06:30	12/28/11 19:24	1
Sodium	4.8		1.0	0.092	mg/L		12/28/11 06:30	12/28/11 19:24	1

Method: 6010B - Metals (ICP) - Total Recoverable

Client Sample ID: MW-FL3
Date Collected: 12/22/11 08:01
Date Received: 12/23/11 10:30

Lab Sample ID: 280-24109-11
Matrix: Water

Analyte	Result	Qualifier	RL	MDL	Unit	D	Prepared	Analyzed	Dil Fac
Aluminum	**500**		100	18	ug/L		12/28/11 06:30	12/28/11 19:27	1
Barium	**28**		10	0.58	ug/L		12/28/11 06:30	12/28/11 19:27	1
Cadmium	0.45	U	5.0	0.45	ug/L		12/28/11 06:30	12/28/11 19:27	1
Cobalt	1.2	U	10	1.2	ug/L		12/28/11 06:30	12/28/11 19:27	1
Chromium	**1.4**	**I**	10	0.66	ug/L		12/28/11 06:30	12/28/11 19:27	1
Copper	**1.9**	**I**	15	1.4	ug/L		12/28/11 06:30	12/28/11 19:27	1
Nickel	**1.3**	**I**	40	1.3	ug/L		12/28/11 06:30	12/28/11 19:27	1
Lead	2.6	U	9.0	2.6	ug/L		12/28/11 06:30	12/28/11 19:27	1
Selenium	4.9	U	15	4.9	ug/L		12/28/11 06:30	12/28/11 19:27	1
Iron	**290**		100	22	ug/L		12/28/11 06:30	12/28/11 19:27	1
Vanadium	**1.3**	**I**	10	1.1	ug/L		12/28/11 06:30	12/28/11 19:27	1
Zinc	**14**	**I**	20	4.5	ug/L		12/28/11 06:30	12/28/11 19:27	1
Silver	0.93	U	10	0.93	ug/L		12/28/11 06:30	12/28/11 19:27	1
Manganese	**38**		10	0.25	ug/L		12/28/11 06:30	12/28/11 19:27	1
Sodium	**5.1**		1.0	0.092	mg/L		12/28/11 06:30	12/28/11 19:27	1

Client Sample ID: MW-8R
Date Collected: 12/22/11 07:01
Date Received: 12/23/11 10:30

Lab Sample ID: 280-24109-12
Matrix: Water

Analyte	Result	Qualifier	RL	MDL	Unit	D	Prepared	Analyzed	Dil Fac
Aluminum	**110**		100	18	ug/L		12/28/11 06:30	12/28/11 19:29	1
Barium	**11**		10	0.58	ug/L		12/28/11 06:30	12/28/11 19:29	1
Cadmium	0.45	U	5.0	0.45	ug/L		12/28/11 06:30	12/28/11 19:29	1
Cobalt	1.2	U	10	1.2	ug/L		12/28/11 06:30	12/28/11 19:29	1
Chromium	**1.4**	**I**	10	0.66	ug/L		12/28/11 06:30	12/28/11 19:29	1
Copper	**1.5**	**I**	15	1.4	ug/L		12/28/11 06:30	12/28/11 19:29	1
Nickel	1.3	U	40	1.3	ug/L		12/28/11 06:30	12/28/11 19:29	1
Lead	2.6	U	9.0	2.6	ug/L		12/28/11 06:30	12/28/11 19:29	1
Selenium	4.9	U	15	4.9	ug/L		12/28/11 06:30	12/28/11 19:29	1
Iron	**86**	**I**	100	22	ug/L		12/28/11 06:30	12/28/11 19:29	1
Vanadium	**2.1**	**I**	10	1.1	ug/L		12/28/11 06:30	12/28/11 19:29	1
Zinc	4.5	U	20	4.5	ug/L		12/28/11 06:30	12/28/11 19:29	1
Silver	0.93	U	10	0.93	ug/L		12/28/11 06:30	12/28/11 19:29	1
Manganese	**0.53**	**I**	10	0.25	ug/L		12/28/11 06:30	12/28/11 19:29	1
Sodium	**19**		1.0	0.092	mg/L		12/28/11 06:30	12/28/11 19:29	1

Client Sample ID: MW-2B
Date Collected: 12/22/11 13:10
Date Received: 12/23/11 10:30

Lab Sample ID: 280-24109-13
Matrix: Water

Analyte	Result	Qualifier	RL	MDL	Unit	D	Prepared	Analyzed	Dil Fac
Aluminum	**940**		100	18	ug/L		12/28/11 06:30	12/28/11 19:32	1
Barium	**11**		10	0.58	ug/L		12/28/11 06:30	12/28/11 19:32	1
Cadmium	0.45	U	5.0	0.45	ug/L		12/28/11 06:30	12/28/11 19:32	1
Cobalt	1.2	U	10	1.2	ug/L		12/28/11 06:30	12/28/11 19:32	1
Chromium	**2.3**	**I**	10	0.66	ug/L		12/28/11 06:30	12/28/11 19:32	1
Copper	1.4	U	15	1.4	ug/L		12/28/11 06:30	12/28/11 19:32	1
Nickel	1.3	U	40	1.3	ug/L		12/28/11 06:30	12/28/11 19:32	1

Method: 6010B - Metals (ICP) - Total Recoverable (Continued)

Client Sample ID: MW-2B — **Lab Sample ID: 280-24109-13**
Date Collected: 12/22/11 13:10 — **Matrix: Water**
Date Received: 12/23/11 10:30

Analyte	Result	Qualifier	RL	MDL	Unit	D	Prepared	Analyzed	Dil Fac
Lead	2.6	U	9.0	2.6	ug/L		12/28/11 06:30	12/28/11 19:32	1
Selenium	4.9	U	15	4.9	ug/L		12/28/11 06:30	12/28/11 19:32	1
Iron	**290**		100	22	ug/L		12/28/11 06:30	12/28/11 19:32	1
Vanadium	**2.9**	**I**	10	1.1	ug/L		12/28/11 06:30	12/28/11 19:32	1
Zinc	4.5	U	20	4.5	ug/L		12/28/11 06:30	12/28/11 19:32	1
Silver	0.93	U	10	0.93	ug/L		12/28/11 06:30	12/28/11 19:32	1
Manganese	**3.1**	**I**	10	0.25	ug/L		12/28/11 06:30	12/28/11 19:32	1
Sodium	**4.6**		1.0	0.092	mg/L		12/28/11 06:30	12/28/11 19:32	1

Client Sample ID: MW-2AR — **Lab Sample ID: 280-24109-14**
Date Collected: 12/22/11 12:21 — **Matrix: Water**
Date Received: 12/23/11 10:30

Analyte	Result	Qualifier	RL	MDL	Unit	D	Prepared	Analyzed	Dil Fac
Aluminum	**1300**		100	18	ug/L		12/28/11 06:30	12/28/11 19:34	1
Barium	**13**		10	0.58	ug/L		12/28/11 06:30	12/28/11 19:34	1
Cadmium	0.45	U	5.0	0.45	ug/L		12/28/11 06:30	12/28/11 19:34	1
Cobalt	1.2	U	10	1.2	ug/L		12/28/11 06:30	12/28/11 19:34	1
Chromium	**2.1**	**I**	10	0.66	ug/L		12/28/11 06:30	12/28/11 19:34	1
Copper	1.4	U	15	1.4	ug/L		12/28/11 06:30	12/28/11 19:34	1
Nickel	1.3	U	40	1.3	ug/L		12/28/11 06:30	12/28/11 19:34	1
Lead	2.6	U	9.0	2.6	ug/L		12/28/11 06:30	12/28/11 19:34	1
Selenium	4.9	U	15	4.9	ug/L		12/28/11 06:30	12/28/11 19:34	1
Iron	**260**		100	22	ug/L		12/28/11 06:30	12/28/11 19:34	1
Vanadium	1.1	U	10	1.1	ug/L		12/28/11 06:30	12/28/11 19:34	1
Zinc	**5.2**	**I**	20	4.5	ug/L		12/28/11 06:30	12/28/11 19:34	1
Silver	0.93	U	10	0.93	ug/L		12/28/11 06:30	12/28/11 19:34	1
Manganese	**3.6**	**I**	10	0.25	ug/L		12/28/11 06:30	12/28/11 19:34	1
Sodium	**3.1**		1.0	0.092	mg/L		12/28/11 06:30	12/28/11 19:34	1

Method: 6020 - Metals (ICP/MS) - Total Recoverable

Client Sample ID: MW-4A — **Lab Sample ID: 280-24081-1**
Date Collected: 12/21/11 15:45 — **Matrix: Water**
Date Received: 12/22/11 11:00

Analyte	Result	Qualifier	RL	MDL	Unit	D	Prepared	Analyzed	Dil Fac
Antimony	0.20	U	2.0	0.20	ug/L		12/27/11 06:45	12/27/11 19:53	1
Arsenic	0.33	U	5.0	0.33	ug/L		12/27/11 06:45	12/27/11 19:53	1
Beryllium	**0.12**	**I**	1.0	0.080	ug/L		12/27/11 06:45	12/27/11 19:53	1
Thallium	0.033	U	1.0	0.033	ug/L		12/27/11 06:45	12/27/11 19:53	1

Client Sample ID: MW-4B — **Lab Sample ID: 280-24081-2**
Date Collected: 12/21/11 15:13 — **Matrix: Water**
Date Received: 12/22/11 11:00

Analyte	Result	Qualifier	RL	MDL	Unit	D	Prepared	Analyzed	Dil Fac
Antimony	0.20	U	2.0	0.20	ug/L		12/27/11 06:45	12/27/11 19:56	1
Arsenic	0.33	U	5.0	0.33	ug/L		12/27/11 06:45	12/27/11 19:56	1

Method: 6020 - Metals (ICP/MS) - Total Recoverable (Continued)

Client Sample ID: MW-4B — **Lab Sample ID: 280-24081-2**
Date Collected: 12/21/11 15:13 — **Matrix: Water**
Date Received: 12/22/11 11:00

Analyte	Result	Qualifier	RL	MDL	Unit	D	Prepared	Analyzed	Dil Fac
Beryllium	0.080	U	1.0	0.080	ug/L		12/27/11 06:45	12/27/11 19:56	1
Thallium	0.033	U	1.0	0.033	ug/L		12/27/11 06:45	12/27/11 19:56	1

Client Sample ID: MW-FL1 — **Lab Sample ID: 280-24081-3**
Date Collected: 12/21/11 15:21 — **Matrix: Water**
Date Received: 12/22/11 11:00

Analyte	Result	Qualifier	RL	MDL	Unit	D	Prepared	Analyzed	Dil Fac
Antimony	0.20	U	2.0	0.20	ug/L		12/27/11 06:45	12/27/11 19:59	1
Arsenic	**0.42**	**I**	5.0	0.33	ug/L		12/27/11 06:45	12/27/11 19:59	1
Beryllium	0.080	U	1.0	0.080	ug/L		12/27/11 06:45	12/27/11 19:59	1
Thallium	**0.13**	**I**	1.0	0.033	ug/L		12/27/11 06:45	12/27/11 19:59	1

Client Sample ID: MW-3B — **Lab Sample ID: 280-24081-4**
Date Collected: 12/21/11 14:49 — **Matrix: Water**
Date Received: 12/22/11 11:00

Analyte	Result	Qualifier	RL	MDL	Unit	D	Prepared	Analyzed	Dil Fac
Antimony	0.20	U	2.0	0.20	ug/L		12/27/11 06:45	12/27/11 20:02	1
Arsenic	0.33	U	5.0	0.33	ug/L		12/27/11 06:45	12/27/11 20:02	1
Beryllium	0.080	U	1.0	0.080	ug/L		12/27/11 06:45	12/27/11 20:02	1
Thallium	**0.066**	**I**	1.0	0.033	ug/L		12/27/11 06:45	12/27/11 20:02	1

Client Sample ID: MW-3A — **Lab Sample ID: 280-24081-5**
Date Collected: 12/21/11 14:10 — **Matrix: Water**
Date Received: 12/22/11 11:00

Analyte	Result	Qualifier	RL	MDL	Unit	D	Prepared	Analyzed	Dil Fac
Antimony	0.20	U	2.0	0.20	ug/L		12/27/11 06:45	12/27/11 20:05	1
Arsenic	0.33	U	5.0	0.33	ug/L		12/27/11 06:45	12/27/11 20:05	1
Beryllium	0.080	U	1.0	0.080	ug/L		12/27/11 06:45	12/27/11 20:05	1
Thallium	**0.041**	**I**	1.0	0.033	ug/L		12/27/11 06:45	12/27/11 20:05	1

Client Sample ID: L-1 — **Lab Sample ID: 280-24103-1**
Date Collected: 12/22/11 13:30 — **Matrix: Water**
Date Received: 12/23/11 10:30

Analyte	Result	Qualifier	RL	MDL	Unit	D	Prepared	Analyzed	Dil Fac
Antimony	**0.44**	**I**	2.0	0.20	ug/L		12/27/11 14:00	12/28/11 00:21	1
Arsenic	**7.0**		5.0	0.33	ug/L		12/27/11 14:00	12/28/11 00:21	1
Beryllium	0.080	U	1.0	0.080	ug/L		12/27/11 14:00	12/28/11 00:21	1
Thallium	**0.051**	**I**	1.0	0.033	ug/L		12/27/11 14:00	12/28/11 00:21	1

Client Sample ID: Equipment Blank — **Lab Sample ID: 280-24109-1**
Date Collected: 12/22/11 13:50 — **Matrix: Water**
Date Received: 12/23/11 10:30

Analyte	Result	Qualifier	RL	MDL	Unit	D	Prepared	Analyzed	Dil Fac
Antimony	0.20	U	2.0	0.20	ug/L		12/27/11 14:00	12/28/11 00:56	1

Method: 6020 - Metals (ICP/MS) - Total Recoverable (Continued)

Client Sample ID: Equipment Blank — **Lab Sample ID: 280-24109-1**
Date Collected: 12/22/11 13:50 — **Matrix: Water**
Date Received: 12/23/11 10:30

Analyte	Result	Qualifier	RL	MDL	Unit	D	Prepared	Analyzed	Dil Fac
Arsenic	0.33	U	5.0	0.33	ug/L		12/27/11 14:00	12/28/11 00:56	1
Beryllium	0.080	U	1.0	0.080	ug/L		12/27/11 14:00	12/28/11 00:56	1
Thallium	0.033	U	1.0	0.033	ug/L		12/27/11 14:00	12/28/11 00:56	1

Client Sample ID: MW-FL2R — **Lab Sample ID: 280-24109-2**
Date Collected: 12/22/11 13:31 — **Matrix: Water**
Date Received: 12/23/11 10:30

Analyte	Result	Qualifier	RL	MDL	Unit	D	Prepared	Analyzed	Dil Fac
Antimony	**0.70**	**I**	2.0	0.20	ug/L		12/27/11 14:00	12/28/11 00:59	1
Arsenic	**2.1**	**I**	5.0	0.33	ug/L		12/27/11 14:00	12/28/11 00:59	1
Beryllium	0.080	U	1.0	0.080	ug/L		12/27/11 14:00	12/28/11 00:59	1
Thallium	0.033	U	1.0	0.033	ug/L		12/27/11 14:00	12/28/11 00:59	1

Client Sample ID: MW-6AR — **Lab Sample ID: 280-24109-3**
Date Collected: 12/22/11 12:50 — **Matrix: Water**
Date Received: 12/23/11 10:30

Analyte	Result	Qualifier	RL	MDL	Unit	D	Prepared	Analyzed	Dil Fac
Antimony	0.20	U	2.0	0.20	ug/L		12/27/11 14:00	12/28/11 01:02	1
Arsenic	0.33	U	5.0	0.33	ug/L		12/27/11 14:00	12/28/11 01:02	1
Beryllium	0.080	U	1.0	0.080	ug/L		12/27/11 14:00	12/28/11 01:02	1
Thallium	**0.050**	**I**	1.0	0.033	ug/L		12/27/11 14:00	12/28/11 01:02	1

Client Sample ID: MW-6BR — **Lab Sample ID: 280-24109-4**
Date Collected: 12/22/11 12:14 — **Matrix: Water**
Date Received: 12/23/11 10:30

Analyte	Result	Qualifier	RL	MDL	Unit	D	Prepared	Analyzed	Dil Fac
Antimony	0.20	U	2.0	0.20	ug/L		12/27/11 14:00	12/28/11 01:05	1
Arsenic	**1.0**	**I**	5.0	0.33	ug/L		12/27/11 14:00	12/28/11 01:05	1
Beryllium	0.080	U	1.0	0.080	ug/L		12/27/11 14:00	12/28/11 01:05	1
Thallium	**0.17**	**I**	1.0	0.033	ug/L		12/27/11 14:00	12/28/11 01:05	1

Client Sample ID: MW-5B — **Lab Sample ID: 280-24109-5**
Date Collected: 12/22/11 11:38 — **Matrix: Water**
Date Received: 12/23/11 10:30

Analyte	Result	Qualifier	RL	MDL	Unit	D	Prepared	Analyzed	Dil Fac
Antimony	0.20	U	2.0	0.20	ug/L		12/27/11 14:00	12/28/11 01:08	1
Arsenic	**6.6**		5.0	0.33	ug/L		12/27/11 14:00	12/28/11 01:08	1
Beryllium	0.080	U	1.0	0.080	ug/L		12/27/11 14:00	12/28/11 01:08	1
Thallium	**0.087**	**I**	1.0	0.033	ug/L		12/27/11 14:00	12/28/11 01:08	1

Method: 6020 - Metals (ICP/MS) - Total Recoverable

Client Sample ID: MW-5A — **Lab Sample ID: 280-24109-6**
Date Collected: 12/22/11 10:51 — **Matrix: Water**
Date Received: 12/23/11 10:30

Analyte	Result	Qualifier	RL	MDL	Unit	D	Prepared	Analyzed	Dil Fac
Antimony	0.20	U	2.0	0.20	ug/L		12/27/11 14:00	12/28/11 01:11	1
Arsenic	0.33	U	5.0	0.33	ug/L		12/27/11 14:00	12/28/11 01:11	1
Beryllium	0.080	U	1.0	0.080	ug/L		12/27/11 14:00	12/28/11 01:11	1
Thallium	**0.033**	**I**	1.0	0.033	ug/L		12/27/11 14:00	12/28/11 01:11	1

Client Sample ID: MW-7A — **Lab Sample ID: 280-24109-7**
Date Collected: 12/22/11 10:14 — **Matrix: Water**
Date Received: 12/23/11 10:30

Analyte	Result	Qualifier	RL	MDL	Unit	D	Prepared	Analyzed	Dil Fac
Antimony	0.20	U	2.0	0.20	ug/L		12/27/11 14:00	12/28/11 01:20	1
Arsenic	0.33	U	5.0	0.33	ug/L		12/27/11 14:00	12/28/11 01:20	1
Beryllium	0.080	U	1.0	0.080	ug/L		12/27/11 14:00	12/28/11 01:20	1
Thallium	**0.080**	**I**	1.0	0.033	ug/L		12/27/11 14:00	12/28/11 01:20	1

Client Sample ID: MW-7B — **Lab Sample ID: 280-24109-8**
Date Collected: 12/22/11 09:45 — **Matrix: Water**
Date Received: 12/23/11 10:30

Analyte	Result	Qualifier	RL	MDL	Unit	D	Prepared	Analyzed	Dil Fac
Antimony	0.20	U	2.0	0.20	ug/L		12/27/11 14:00	12/28/11 01:22	1
Arsenic	**1.1**	**I**	5.0	0.33	ug/L		12/27/11 14:00	12/28/11 01:22	1
Beryllium	0.080	U	1.0	0.080	ug/L		12/27/11 14:00	12/28/11 01:22	1
Thallium	0.033	U	1.0	0.033	ug/L		12/27/11 14:00	12/28/11 01:22	1

Client Sample ID: MW-1A — **Lab Sample ID: 280-24109-9**
Date Collected: 12/22/11 09:06 — **Matrix: Water**
Date Received: 12/23/11 10:30

Analyte	Result	Qualifier	RL	MDL	Unit	D	Prepared	Analyzed	Dil Fac
Antimony	0.20	U	2.0	0.20	ug/L		12/27/11 14:00	12/28/11 01:25	1
Arsenic	0.33	U	5.0	0.33	ug/L		12/27/11 14:00	12/28/11 01:25	1
Beryllium	0.080	U	1.0	0.080	ug/L		12/27/11 14:00	12/28/11 01:25	1
Thallium	**0.046**	**I**	1.0	0.033	ug/L		12/27/11 14:00	12/28/11 01:25	1

Client Sample ID: MW-1B — **Lab Sample ID: 280-24109-10**
Date Collected: 12/22/11 08:39 — **Matrix: Water**
Date Received: 12/23/11 10:30

Analyte	Result	Qualifier	RL	MDL	Unit	D	Prepared	Analyzed	Dil Fac
Antimony	0.20	U	2.0	0.20	ug/L		12/27/11 14:00	12/28/11 01:28	1
Arsenic	**3.0**	**I**	5.0	0.33	ug/L		12/27/11 14:00	12/28/11 01:28	1
Beryllium	0.080	U	1.0	0.080	ug/L		12/27/11 14:00	12/28/11 01:28	1
Thallium	0.033	U	1.0	0.033	ug/L		12/27/11 14:00	12/28/11 01:28	1

Method: 6020 - Metals (ICP/MS) - Total Recoverable

Client Sample ID: MW-FL3 — **Lab Sample ID: 280-24109-11**
Date Collected: 12/22/11 08:01 — **Matrix: Water**
Date Received: 12/23/11 10:30

Analyte	Result	Qualifier	RL	MDL	Unit	D	Prepared	Analyzed	Dil Fac
Antimony	**0.28**	**I**	2.0	0.20	ug/L		12/27/11 14:00	12/28/11 01:31	1
Arsenic	**0.67**	**I**	5.0	0.33	ug/L		12/27/11 14:00	12/28/11 01:31	1
Beryllium	0.080	U	1.0	0.080	ug/L		12/27/11 14:00	12/28/11 01:31	1
Thallium	**0.087**	**I**	1.0	0.033	ug/L		12/27/11 14:00	12/28/11 01:31	1

Client Sample ID: MW-8R — **Lab Sample ID: 280-24109-12**
Date Collected: 12/22/11 07:01 — **Matrix: Water**
Date Received: 12/23/11 10:30

Analyte	Result	Qualifier	RL	MDL	Unit	D	Prepared	Analyzed	Dil Fac
Antimony	**0.43**	**I**	2.0	0.20	ug/L		12/27/11 14:00	12/28/11 01:34	1
Arsenic	**0.73**	**I**	5.0	0.33	ug/L		12/27/11 14:00	12/28/11 01:34	1
Beryllium	0.080	U	1.0	0.080	ug/L		12/27/11 14:00	12/28/11 01:34	1
Thallium	**0.041**	**I**	1.0	0.033	ug/L		12/27/11 14:00	12/28/11 01:34	1

Client Sample ID: MW-2B — **Lab Sample ID: 280-24109-13**
Date Collected: 12/22/11 13:10 — **Matrix: Water**
Date Received: 12/23/11 10:30

Analyte	Result	Qualifier	RL	MDL	Unit	D	Prepared	Analyzed	Dil Fac
Antimony	0.20	U	2.0	0.20	ug/L		12/27/11 14:00	12/28/11 01:37	1
Arsenic	**0.36**	**I**	5.0	0.33	ug/L		12/27/11 14:00	12/28/11 01:37	1
Beryllium	0.080	U	1.0	0.080	ug/L		12/27/11 14:00	12/28/11 01:37	1
Thallium	0.033	U	1.0	0.033	ug/L		12/27/11 14:00	12/28/11 01:37	1

Client Sample ID: MW-2AR — **Lab Sample ID: 280-24109-14**
Date Collected: 12/22/11 12:21 — **Matrix: Water**
Date Received: 12/23/11 10:30

Analyte	Result	Qualifier	RL	MDL	Unit	D	Prepared	Analyzed	Dil Fac
Antimony	0.20	U	2.0	0.20	ug/L		12/27/11 14:00	12/28/11 01:40	1
Arsenic	0.33	U	5.0	0.33	ug/L		12/27/11 14:00	12/28/11 01:40	1
Beryllium	0.080	U	1.0	0.080	ug/L		12/27/11 14:00	12/28/11 01:40	1
Thallium	0.033	U	1.0	0.033	ug/L		12/27/11 14:00	12/28/11 01:40	1

Method: 7470A - Mercury (CVAA)

Client Sample ID: MW-4A — **Lab Sample ID: 280-24081-1**
Date Collected: 12/21/11 15:45 — **Matrix: Water**
Date Received: 12/22/11 11:00

Analyte	Result	Qualifier	RL	MDL	Unit	D	Prepared	Analyzed	Dil Fac
Mercury	**0.032**	**I V**	0.20	0.027	ug/L		12/29/11 11:50	12/29/11 18:23	1

Method: 7470A - Mercury (CVAA)

Client Sample ID: MW-4B — **Lab Sample ID: 280-24081-2**
Date Collected: 12/21/11 15:13 — **Matrix: Water**
Date Received: 12/22/11 11:00

Analyte	Result	Qualifier	RL	MDL	Unit	D	Prepared	Analyzed	Dil Fac
Mercury	0.033	I V	0.20	0.027	ug/L		12/29/11 11:50	12/29/11 18:26	1

Client Sample ID: MW-FL1 — **Lab Sample ID: 280-24081-3**
Date Collected: 12/21/11 15:21 — **Matrix: Water**
Date Received: 12/22/11 11:00

Analyte	Result	Qualifier	RL	MDL	Unit	D	Prepared	Analyzed	Dil Fac
Mercury	0.033	I V	0.20	0.027	ug/L		12/29/11 11:50	12/29/11 18:28	1

Client Sample ID: MW-3B — **Lab Sample ID: 280-24081-4**
Date Collected: 12/21/11 14:49 — **Matrix: Water**
Date Received: 12/22/11 11:00

Analyte	Result	Qualifier	RL	MDL	Unit	D	Prepared	Analyzed	Dil Fac
Mercury	0.031	I V	0.20	0.027	ug/L		12/29/11 11:50	12/29/11 18:30	1

Client Sample ID: MW-3A — **Lab Sample ID: 280-24081-5**
Date Collected: 12/21/11 14:10 — **Matrix: Water**
Date Received: 12/22/11 11:00

Analyte	Result	Qualifier	RL	MDL	Unit	D	Prepared	Analyzed	Dil Fac
Mercury	0.032	I V	0.20	0.027	ug/L		12/29/11 11:50	12/29/11 18:33	1

Client Sample ID: L-1 — **Lab Sample ID: 280-24103-1**
Date Collected: 12/22/11 13:30 — **Matrix: Water**
Date Received: 12/23/11 10:30

Analyte	Result	Qualifier	RL	MDL	Unit	D	Prepared	Analyzed	Dil Fac
Mercury	0.035	I V	0.20	0.027	ug/L		12/29/11 11:50	12/29/11 19:26	1

Client Sample ID: Equipment Blank — **Lab Sample ID: 280-24109-1**
Date Collected: 12/22/11 13:50 — **Matrix: Water**
Date Received: 12/23/11 10:30

Analyte	Result	Qualifier	RL	MDL	Unit	D	Prepared	Analyzed	Dil Fac
Mercury	0.030	I V	0.20	0.027	ug/L		12/29/11 11:50	12/29/11 19:47	1

Client Sample ID: MW-FL2R — **Lab Sample ID: 280-24109-2**
Date Collected: 12/22/11 13:31 — **Matrix: Water**
Date Received: 12/23/11 10:30

Analyte	Result	Qualifier	RL	MDL	Unit	D	Prepared	Analyzed	Dil Fac
Mercury	0.033	I V	0.20	0.027	ug/L		12/29/11 11:50	12/29/11 19:49	1

Client Sample ID: MW-6AR — **Lab Sample ID: 280-24109-3**
Date Collected: 12/22/11 12:50 — **Matrix: Water**
Date Received: 12/23/11 10:30

Analyte	Result	Qualifier	RL	MDL	Unit	D	Prepared	Analyzed	Dil Fac
Mercury	0.092	I V	0.20	0.027	ug/L		12/29/11 11:50	12/29/11 19:51	1

Client Sample Results

Client: Waste Management
Project/Site: FL26|Vista

TestAmerica Job ID: 280-24081-1

Client Sample ID: MW-6BR — **Lab Sample ID: 280-24109-4**
Date Collected: 12/22/11 12:14 — **Matrix: Water**
Date Received: 12/23/11 10:30

Analyte	Result	Qualifier	RL	MDL	Unit	D	Prepared	Analyzed	Dil Fac
Mercury	0.032	I V	0.20	0.027	ug/L		12/29/11 11:50	12/29/11 19:54	1

Client Sample ID: MW-5B — **Lab Sample ID: 280-24109-5**
Date Collected: 12/22/11 11:38 — **Matrix: Water**
Date Received: 12/23/11 10:30

Analyte	Result	Qualifier	RL	MDL	Unit	D	Prepared	Analyzed	Dil Fac
Mercury	0.035	I V	0.20	0.027	ug/L		12/29/11 11:50	12/29/11 19:56	1

Client Sample ID: MW-5A — **Lab Sample ID: 280-24109-6**
Date Collected: 12/22/11 10:51 — **Matrix: Water**
Date Received: 12/23/11 10:30

Analyte	Result	Qualifier	RL	MDL	Unit	D	Prepared	Analyzed	Dil Fac
Mercury	0.039	I V	0.20	0.027	ug/L		12/29/11 11:50	12/29/11 19:58	1

Client Sample ID: MW-7A — **Lab Sample ID: 280-24109-7**
Date Collected: 12/22/11 10:14 — **Matrix: Water**
Date Received: 12/23/11 10:30

Analyte	Result	Qualifier	RL	MDL	Unit	D	Prepared	Analyzed	Dil Fac
Mercury	0.032	I V	0.20	0.027	ug/L		12/29/11 11:50	12/29/11 20:00	1

Client Sample ID: MW-7B — **Lab Sample ID: 280-24109-8**
Date Collected: 12/22/11 09:45 — **Matrix: Water**
Date Received: 12/23/11 10:30

Analyte	Result	Qualifier	RL	MDL	Unit	D	Prepared	Analyzed	Dil Fac
Mercury	0.029	I V	0.20	0.027	ug/L		12/29/11 11:50	12/29/11 20:03	1

Client Sample ID: MW-1A — **Lab Sample ID: 280-24109-9**
Date Collected: 12/22/11 09:06 — **Matrix: Water**
Date Received: 12/23/11 10:30

Analyte	Result	Qualifier	RL	MDL	Unit	D	Prepared	Analyzed	Dil Fac
Mercury	0.031	I V	0.20	0.027	ug/L		12/29/11 11:50	12/29/11 20:05	1

Client Sample ID: MW-1B — **Lab Sample ID: 280-24109-10**
Date Collected: 12/22/11 08:39 — **Matrix: Water**
Date Received: 12/23/11 10:30

Analyte	Result	Qualifier	RL	MDL	Unit	D	Prepared	Analyzed	Dil Fac
Mercury	0.032	I V	0.20	0.027	ug/L		12/29/11 11:50	12/29/11 20:12	1

Client Sample ID: MW-FL3 — **Lab Sample ID: 280-24109-11**
Date Collected: 12/22/11 08:01 — **Matrix: Water**
Date Received: 12/23/11 10:30

Analyte	Result	Qualifier	RL	MDL	Unit	D	Prepared	Analyzed	Dil Fac
Mercury	0.036	I V	0.20	0.027	ug/L		12/29/11 11:50	12/29/11 20:14	1

Method: 7470A - Mercury (CVAA)

Client Sample ID: MW-8R — **Lab Sample ID: 280-24109-12**
Date Collected: 12/22/11 07:01 — **Matrix: Water**
Date Received: 12/23/11 10:30

Analyte	Result	Qualifier	RL	MDL	Unit	D	Prepared	Analyzed	Dil Fac
Mercury	0.033	I V	0.20	0.027	ug/L		12/29/11 11:50	12/29/11 20:17	1

Client Sample ID: MW-2B — **Lab Sample ID: 280-24109-13**
Date Collected: 12/22/11 13:10 — **Matrix: Water**
Date Received: 12/23/11 10:30

Analyte	Result	Qualifier	RL	MDL	Unit	D	Prepared	Analyzed	Dil Fac
Mercury	0.030	I V	0.20	0.027	ug/L		12/29/11 11:50	12/29/11 20:19	1

Client Sample ID: MW-2AR — **Lab Sample ID: 280-24109-14**
Date Collected: 12/22/11 12:21 — **Matrix: Water**
Date Received: 12/23/11 10:30

Analyte	Result	Qualifier	RL	MDL	Unit	D	Prepared	Analyzed	Dil Fac
Mercury	0.033	I V	0.20	0.027	ug/L		12/29/11 11:50	12/29/11 20:21	1

General Chemistry

Client Sample ID: MW-4A — **Lab Sample ID: 280-24081-1**
Date Collected: 12/21/11 15:45 — **Matrix: Water**
Date Received: 12/22/11 11:00

Analyte	Result	Qualifier	RL	MDL	Unit	D	Prepared	Analyzed	Dil Fac
Chloride	1.8	I	3.0	0.25	mg/L			12/22/11 13:24	1
Nitrate as N	2.5		0.50	0.042	mg/L			12/22/11 13:24	1
Ammonia as N	0.022	U	0.10	0.022	mg/L			12/28/11 13:08	1
Total Alkalinity	1.1	U	5.0	1.1	mg/L			12/28/11 19:04	1
Total Dissolved Solids	50		10	4.7	mg/L			12/28/11 09:54	1

Analyte	Result	Qualifier	RL	RL	Unit	D	Prepared	Analyzed	Dil Fac
Color	5.0	U	5.0	5.0	PCU			12/23/11 10:37	1

Client Sample ID: MW-4B — **Lab Sample ID: 280-24081-2**
Date Collected: 12/21/11 15:13 — **Matrix: Water**
Date Received: 12/22/11 11:00

Analyte	Result	Qualifier	RL	MDL	Unit	D	Prepared	Analyzed	Dil Fac
Chloride	2.4	I	3.0	0.25	mg/L			12/22/11 14:32	1
Nitrate as N	2.5		0.50	0.042	mg/L			12/22/11 14:32	1
Ammonia as N	0.022	I	0.10	0.022	mg/L			12/28/11 13:13	1
Total Alkalinity	1.9	I V	5.0	1.1	mg/L			12/28/11 19:27	1
Total Dissolved Solids	37		10	4.7	mg/L			12/28/11 09:54	1

Analyte	Result	Qualifier	RL	RL	Unit	D	Prepared	Analyzed	Dil Fac
Color	5.0	U	5.0	5.0	PCU			12/23/11 10:37	1

General Chemistry

Client Sample ID: MW-FL1 — **Lab Sample ID: 280-24081-3**
Date Collected: 12/21/11 15:21 — **Matrix: Water**
Date Received: 12/22/11 11:00

Analyte	Result	Qualifier	RL	MDL	Unit	D	Prepared	Analyzed	Dil Fac
Chloride	15		3.0	0.25	mg/L			12/22/11 14:48	1
Nitrate as N	1.3		0.50	0.042	mg/L			12/22/11 14:48	1
Ammonia as N	0.024	I	0.10	0.022	mg/L			12/28/11 13:14	1
Total Alkalinity	120	V	5.0	1.1	mg/L			12/28/11 19:36	1
Total Dissolved Solids	160		10	4.7	mg/L			12/28/11 09:54	1

Analyte	Result	Qualifier	RL	RL	Unit	D	Prepared	Analyzed	Dil Fac
Color	5.0	U	5.0	5.0	PCU			12/23/11 10:37	1

Client Sample ID: MW-3B — **Lab Sample ID: 280-24081-4**
Date Collected: 12/21/11 14:49 — **Matrix: Water**
Date Received: 12/22/11 11:00

Analyte	Result	Qualifier	RL	MDL	Unit	D	Prepared	Analyzed	Dil Fac
Chloride	2.9	I	3.0	0.25	mg/L			12/22/11 15:05	1
Nitrate as N	2.9		0.50	0.042	mg/L			12/22/11 15:05	1
Ammonia as N	0.025	I	0.10	0.022	mg/L			12/28/11 13:16	1
Total Alkalinity	53	V	5.0	1.1	mg/L			12/28/11 19:44	1
Total Dissolved Solids	83		10	4.7	mg/L			12/28/11 09:54	1

Analyte	Result	Qualifier	RL	RL	Unit	D	Prepared	Analyzed	Dil Fac
Color	5.0	U	5.0	5.0	PCU			12/23/11 10:37	1

Client Sample ID: MW-3A — **Lab Sample ID: 280-24081-5**
Date Collected: 12/21/11 14:10 — **Matrix: Water**
Date Received: 12/22/11 11:00

Analyte	Result	Qualifier	RL	MDL	Unit	D	Prepared	Analyzed	Dil Fac
Chloride	3.5		3.0	0.25	mg/L			12/22/11 15:22	1
Nitrate as N	2.7		0.50	0.042	mg/L			12/22/11 15:22	1
Ammonia as N	0.030	I	0.10	0.022	mg/L			12/28/11 13:26	1
Total Alkalinity	16	V	5.0	1.1	mg/L			12/28/11 19:52	1
Total Dissolved Solids	59		10	4.7	mg/L			12/28/11 09:54	1

Analyte	Result	Qualifier	RL	RL	Unit	D	Prepared	Analyzed	Dil Fac
Color	5.0	U	5.0	5.0	PCU			12/23/11 10:37	1

Client Sample ID: L-1 — **Lab Sample ID: 280-24103-1**
Date Collected: 12/22/11 13:30 — **Matrix: Water**
Date Received: 12/23/11 10:30

Analyte	Result	Qualifier	RL	MDL	Unit	D	Prepared	Analyzed	Dil Fac
Chloride	320		30	2.5	mg/L			12/24/11 01:16	10
Nitrate as N	0.042	U	0.50	0.042	mg/L			12/23/11 21:54	1
Ammonia as N	50		1.0	0.22	mg/L			12/30/11 13:36	10
Chemical Oxygen Demand (COD)	280		40	8.1	mg/L			12/29/11 12:08	2
Total Cyanide	0.0020	U	0.010	0.0020	mg/L		12/28/11 07:50	12/29/11 13:56	1
Total Sulfide	0.79	U	4.0	0.79	mg/L		12/27/11 11:44	12/27/11 13:18	1
Total Alkalinity	910	V	5.0	1.1	mg/L			12/28/11 20:54	1
Total Dissolved Solids	1400		20	9.4	mg/L			12/29/11 09:47	1
Biochemical Oxygen Demand	11	I	13	1.5	mg/L			12/23/11 12:37	5

General Chemistry

Client Sample ID: Equipment Blank — **Lab Sample ID: 280-24109-1**
Date Collected: 12/22/11 13:50 — **Matrix: Water**
Date Received: 12/23/11 10:30

Analyte	Result	Qualifier	RL	MDL	Unit	D	Prepared	Analyzed	Dil Fac
Chloride	0.25	U	3.0	0.25	mg/L			12/23/11 16:01	1
Nitrate as N	0.042	U	0.50	0.042	mg/L			12/23/11 16:01	1
Ammonia as N	0.022	U	0.10	0.022	mg/L			12/30/11 12:54	1
Total Alkalinity	1.1	U	5.0	1.1	mg/L			12/29/11 11:36	1
Total Dissolved Solids	4.7	U	10	4.7	mg/L			12/29/11 09:47	1

Analyte	Result	Qualifier	RL	RL	Unit	D	Prepared	Analyzed	Dil Fac
Color	5.0	U	5.0	5.0	PCU			12/23/11 17:39	1

Client Sample ID: MW-FL2R — **Lab Sample ID: 280-24109-2**
Date Collected: 12/22/11 13:31 — **Matrix: Water**
Date Received: 12/23/11 10:30

Analyte	Result	Qualifier	RL	MDL	Unit	D	Prepared	Analyzed	Dil Fac
Chloride	**7.0**		3.0	0.25	mg/L			12/23/11 16:18	1
Nitrate as N	**0.47**	**I**	0.50	0.042	mg/L			12/23/11 16:18	1
Ammonia as N	0.022	U	0.10	0.022	mg/L			12/30/11 12:55	1
Total Alkalinity	**77**	**V**	5.0	1.1	mg/L			12/29/11 12:06	1
Total Dissolved Solids	**140**		10	4.7	mg/L			12/29/11 09:47	1

Analyte	Result	Qualifier	RL	RL	Unit	D	Prepared	Analyzed	Dil Fac
Color	5.0	U	5.0	5.0	PCU			12/23/11 17:39	1

Client Sample ID: MW-6AR — **Lab Sample ID: 280-24109-3**
Date Collected: 12/22/11 12:50 — **Matrix: Water**
Date Received: 12/23/11 10:30

Analyte	Result	Qualifier	RL	MDL	Unit	D	Prepared	Analyzed	Dil Fac
Chloride	**17**		3.0	0.25	mg/L			12/23/11 17:25	1
Nitrate as N	**13**		2.5	0.21	mg/L			12/23/11 22:44	5
Ammonia as N	0.022	U	0.10	0.022	mg/L			12/30/11 13:06	1
Total Alkalinity	**24**	**V**	5.0	1.1	mg/L			12/29/11 12:12	1
Total Dissolved Solids	**130**		10	4.7	mg/L			12/29/11 09:47	1

Analyte	Result	Qualifier	RL	RL	Unit	D	Prepared	Analyzed	Dil Fac
Color	5.0	U	5.0	5.0	PCU			12/23/11 17:39	1

Client Sample ID: MW-6BR — **Lab Sample ID: 280-24109-4**
Date Collected: 12/22/11 12:14 — **Matrix: Water**
Date Received: 12/23/11 10:30

Analyte	Result	Qualifier	RL	MDL	Unit	D	Prepared	Analyzed	Dil Fac
Chloride	**21**		3.0	0.25	mg/L			12/23/11 17:42	1
Nitrate as N	**3.5**		0.50	0.042	mg/L			12/23/11 17:42	1
Ammonia as N	0.022	U	0.10	0.022	mg/L			12/30/11 13:10	1
Total Alkalinity	**110**	**V**	5.0	1.1	mg/L			12/29/11 12:20	1
Total Dissolved Solids	**160**		10	4.7	mg/L			12/29/11 09:47	1

Analyte	Result	Qualifier	RL	RL	Unit	D	Prepared	Analyzed	Dil Fac
Color	5.0	U	5.0	5.0	PCU			12/23/11 17:39	1

General Chemistry

Client Sample ID: MW-5B — **Lab Sample ID: 280-24109-5**
Date Collected: 12/22/11 11:38 — **Matrix: Water**
Date Received: 12/23/11 10:30

Analyte	Result	Qualifier	RL	MDL	Unit	D	Prepared	Analyzed	Dil Fac
Chloride	7.7		3.0	0.25	mg/L			12/23/11 17:59	1
Nitrate as N	0.51		0.50	0.042	mg/L			12/23/11 17:59	1
Ammonia as N	0.022	U	0.10	0.022	mg/L			12/30/11 13:12	1
Total Alkalinity	86	V	5.0	1.1	mg/L			12/29/11 12:27	1
Total Dissolved Solids	110		10	4.7	mg/L			12/29/11 09:47	1

Analyte	Result	Qualifier	RL	RL	Unit	D	Prepared	Analyzed	Dil Fac
Color	5.0	U	5.0	5.0	PCU			12/23/11 17:39	1

Client Sample ID: MW-5A — **Lab Sample ID: 280-24109-6**
Date Collected: 12/22/11 10:51 — **Matrix: Water**
Date Received: 12/23/11 10:30

Analyte	Result	Qualifier	RL	MDL	Unit	D	Prepared	Analyzed	Dil Fac
Chloride	2.8	I	3.0	0.25	mg/L			12/23/11 18:15	1
Nitrate as N	2.1		0.50	0.042	mg/L			12/23/11 18:15	1
Ammonia as N	0.022	U	0.10	0.022	mg/L			12/30/11 13:13	1
Total Alkalinity	2.5	I V	5.0	1.1	mg/L			12/29/11 12:32	1
Total Dissolved Solids	41		10	4.7	mg/L			12/29/11 09:47	1

Analyte	Result	Qualifier	RL	RL	Unit	D	Prepared	Analyzed	Dil Fac
Color	5.0	U	5.0	5.0	PCU			12/23/11 17:39	1

Client Sample ID: MW-7A — **Lab Sample ID: 280-24109-7**
Date Collected: 12/22/11 10:14 — **Matrix: Water**
Date Received: 12/23/11 10:30

Analyte	Result	Qualifier	RL	MDL	Unit	D	Prepared	Analyzed	Dil Fac
Chloride	11		3.0	0.25	mg/L			12/23/11 18:32	1
Nitrate as N	13		2.5	0.21	mg/L			12/23/11 23:01	5
Ammonia as N	0.022	U	0.10	0.022	mg/L			12/30/11 13:15	1
Total Alkalinity	72	V	5.0	1.1	mg/L			12/29/11 12:40	1
Total Dissolved Solids	180		10	4.7	mg/L			12/29/11 09:47	1

Analyte	Result	Qualifier	RL	RL	Unit	D	Prepared	Analyzed	Dil Fac
Color	5.0	U	5.0	5.0	PCU			12/23/11 17:39	1

Client Sample ID: MW-7B — **Lab Sample ID: 280-24109-8**
Date Collected: 12/22/11 09:45 — **Matrix: Water**
Date Received: 12/23/11 10:30

Analyte	Result	Qualifier	RL	MDL	Unit	D	Prepared	Analyzed	Dil Fac
Chloride	4.0		3.0	0.25	mg/L			12/23/11 19:23	1
Nitrate as N	0.042	U	0.50	0.042	mg/L			12/23/11 19:23	1
Ammonia as N	0.022	U	0.10	0.022	mg/L			12/30/11 13:16	1
Total Alkalinity	71	V	5.0	1.1	mg/L			12/29/11 12:47	1
Total Dissolved Solids	75		10	4.7	mg/L			12/29/11 09:47	1

Analyte	Result	Qualifier	RL	RL	Unit	D	Prepared	Analyzed	Dil Fac
Color	5.0	U	5.0	5.0	PCU			12/23/11 17:39	1

General Chemistry

Client Sample ID: MW-1A — **Lab Sample ID: 280-24109-9**
Date Collected: 12/22/11 09:06 — **Matrix: Water**
Date Received: 12/23/11 10:30

Analyte	Result	Qualifier	RL	MDL	Unit	D	Prepared	Analyzed	Dil Fac
Chloride	13		3.0	0.25	mg/L			12/23/11 19:40	1
Nitrate as N	11		2.5	0.21	mg/L			12/23/11 23:18	5
Ammonia as N	0.022	U	0.10	0.022	mg/L			12/30/11 13:18	1
Total Alkalinity	110	V	5.0	1.1	mg/L			12/29/11 12:54	1
Total Dissolved Solids	220		10	4.7	mg/L			12/29/11 09:47	1

Analyte	Result	Qualifier	RL	RL	Unit	D	Prepared	Analyzed	Dil Fac
Color	5.0	U	5.0	5.0	PCU			12/23/11 17:39	1

Client Sample ID: MW-1B — **Lab Sample ID: 280-24109-10**
Date Collected: 12/22/11 08:39 — **Matrix: Water**
Date Received: 12/23/11 10:30

Analyte	Result	Qualifier	RL	MDL	Unit	D	Prepared	Analyzed	Dil Fac
Chloride	6.6		3.0	0.25	mg/L			12/23/11 19:56	1
Nitrate as N	0.042	U	0.50	0.042	mg/L			12/23/11 19:56	1
Ammonia as N	0.022	U	0.10	0.022	mg/L			12/30/11 13:19	1
Total Alkalinity	75	V	5.0	1.1	mg/L			12/29/11 13:01	1
Total Dissolved Solids	88		10	4.7	mg/L			12/29/11 09:47	1

Analyte	Result	Qualifier	RL	RL	Unit	D	Prepared	Analyzed	Dil Fac
Color	5.0	U	5.0	5.0	PCU			12/23/11 17:39	1

Client Sample ID: MW-FL3 — **Lab Sample ID: 280-24109-11**
Date Collected: 12/22/11 08:01 — **Matrix: Water**
Date Received: 12/23/11 10:30

Analyte	Result	Qualifier	RL	MDL	Unit	D	Prepared	Analyzed	Dil Fac
Chloride	9.4		3.0	0.25	mg/L			12/23/11 20:13	1
Nitrate as N	0.042	U	0.50	0.042	mg/L			12/23/11 20:13	1
Ammonia as N	0.022	U	0.10	0.022	mg/L			12/30/11 13:30	1
Total Alkalinity	130	V	5.0	1.1	mg/L			12/29/11 13:09	1
Total Dissolved Solids	130		10	4.7	mg/L			12/29/11 09:47	1

Analyte	Result	Qualifier	RL	RL	Unit	D	Prepared	Analyzed	Dil Fac
Color	5.0	U	5.0	5.0	PCU			12/23/11 17:39	1

Client Sample ID: MW-8R — **Lab Sample ID: 280-24109-12**
Date Collected: 12/22/11 07:01 — **Matrix: Water**
Date Received: 12/23/11 10:30

Analyte	Result	Qualifier	RL	MDL	Unit	D	Prepared	Analyzed	Dil Fac
Chloride	3.9		3.0	0.25	mg/L			12/23/11 20:30	1
Nitrate as N	1.8		0.50	0.042	mg/L			12/23/11 20:30	1
Ammonia as N	0.022	U	0.10	0.022	mg/L			12/30/11 13:31	1
Total Alkalinity	94		5.0	1.1	mg/L			12/29/11 13:59	1
Total Dissolved Solids	110		10	4.7	mg/L			12/29/11 09:47	1

Analyte	Result	Qualifier	RL	RL	Unit	D	Prepared	Analyzed	Dil Fac
Color	5.0	U	5.0	5.0	PCU			12/23/11 17:39	1

General Chemistry

Client Sample ID: MW-2B — **Lab Sample ID: 280-24109-13**
Date Collected: 12/22/11 13:10 — **Matrix: Water**
Date Received: 12/23/11 10:30

Analyte	Result	Qualifier	RL	MDL	Unit	D	Prepared	Analyzed	Dil Fac
Chloride	5.3		3.0	0.25	mg/L			12/23/11 20:47	1
Nitrate as N	0.57		0.50	0.042	mg/L			12/23/11 20:47	1
Ammonia as N	0.022	U	0.10	0.022	mg/L			12/30/11 13:33	1
Total Alkalinity	62		5.0	1.1	mg/L			12/29/11 14:14	1
Total Dissolved Solids	74		10	4.7	mg/L			12/29/11 09:47	1

Analyte	Result	Qualifier	RL	RL	Unit	D	Prepared	Analyzed	Dil Fac
Color	5.0	U	5.0	5.0	PCU			12/23/11 17:39	1

Client Sample ID: MW-2AR — **Lab Sample ID: 280-24109-14**
Date Collected: 12/22/11 12:21 — **Matrix: Water**
Date Received: 12/23/11 10:30

Analyte	Result	Qualifier	RL	MDL	Unit	D	Prepared	Analyzed	Dil Fac
Chloride	4.1		3.0	0.25	mg/L			12/23/11 21:20	1
Nitrate as N	1.1		0.50	0.042	mg/L			12/23/11 21:20	1
Ammonia as N	0.022	U	0.10	0.022	mg/L			12/30/11 13:34	1
Total Alkalinity	1.7	I	5.0	1.1	mg/L			12/29/11 14:20	1
Total Dissolved Solids	19		10	4.7	mg/L			12/29/11 09:59	1

Analyte	Result	Qualifier	RL	RL	Unit	D	Prepared	Analyzed	Dil Fac
Color	10		10	10	PCU			12/23/11 17:39	2

Method: Field Sampling - Field Sampling

Client Sample ID: MW-4A — **Lab Sample ID: 280-24081-1**
Date Collected: 12/21/11 15:45 — **Matrix: Water**
Date Received: 12/22/11 11:00

Analyte	Result	Qualifier	NONE	NONE	Unit	D	Prepared	Analyzed	Dil Fac
Groundwater Elevation	50.05				ft/msl			12/21/11 15:45	1
Field pH	4.98				SU			12/21/11 15:45	1
Field Conductivity	59				umhos/cm			12/21/11 15:45	1
Field Temperature	25.3				Degrees C			12/21/11 15:45	1
Field Turbidity	1.42				NTU			12/21/11 15:45	1
Field Dissolved Oxygen	0.8				mg/L			12/21/11 15:45	1

Client Sample ID: MW-4B — **Lab Sample ID: 280-24081-2**
Date Collected: 12/21/11 15:13 — **Matrix: Water**
Date Received: 12/22/11 11:00

Analyte	Result	Qualifier	NONE	NONE	Unit	D	Prepared	Analyzed	Dil Fac
Groundwater Elevation	51.05				ft/msl			12/21/11 15:13	1
Field pH	5.34				SU			12/21/11 15:13	1
Field Conductivity	41				umhos/cm			12/21/11 15:13	1
Field Temperature	24.9				Degrees C			12/21/11 15:13	1
Field Turbidity	1.26				NTU			12/21/11 15:13	1
Field Dissolved Oxygen	0.5				mg/L			12/21/11 15:13	1

Method: Field Sampling - Field Sampling

Client Sample ID: MW-FL1 — **Lab Sample ID: 280-24081-3**
Date Collected: 12/21/11 15:21 — **Matrix: Water**
Date Received: 12/22/11 11:00

Analyte	Result	Qualifier	NONE	NONE	Unit	D	Prepared	Analyzed	Dil Fac
Groundwater Elevation	50.24				ft/msl			12/21/11 15:21	1
Field pH	6.54				SU			12/21/11 15:21	1
Field Conductivity	243				umhos/cm			12/21/11 15:21	1
Field Temperature	24.2				Degrees C			12/21/11 15:21	1
Field Turbidity	18.6				NTU			12/21/11 15:21	1
Field Dissolved Oxygen	1.4				mg/L			12/21/11 15:21	1

Client Sample ID: MW-3B — **Lab Sample ID: 280-24081-4**
Date Collected: 12/21/11 14:49 — **Matrix: Water**
Date Received: 12/22/11 11:00

Analyte	Result	Qualifier	NONE	NONE	Unit	D	Prepared	Analyzed	Dil Fac
Groundwater Elevation	50.21				ft/msl			12/21/11 14:49	1
Field pH	5.57				SU			12/21/11 14:49	1
Field Conductivity	121				umhos/cm			12/21/11 14:49	1
Field Temperature	24.6				Degrees C			12/21/11 14:49	1
Field Turbidity	8.04				NTU			12/21/11 14:49	1
Field Dissolved Oxygen	5.5				mg/L			12/21/11 14:49	1

Client Sample ID: MW-3A — **Lab Sample ID: 280-24081-5**
Date Collected: 12/21/11 14:10 — **Matrix: Water**
Date Received: 12/22/11 11:00

Analyte	Result	Qualifier	NONE	NONE	Unit	D	Prepared	Analyzed	Dil Fac
Groundwater Elevation	50.19				ft/msl			12/21/11 14:10	1
Field pH	5.24				SU			12/21/11 14:10	1
Field Conductivity	82				umhos/cm			12/21/11 14:10	1
Field Temperature	25.0				Degrees C			12/21/11 14:10	1
Field Turbidity	1.65				NTU			12/21/11 14:10	1
Field Dissolved Oxygen	6.0				mg/L			12/21/11 14:10	1

Client Sample ID: L-1 — **Lab Sample ID: 280-24103-1**
Date Collected: 12/22/11 13:30 — **Matrix: Water**
Date Received: 12/23/11 10:30

Analyte	Result	Qualifier	NONE	NONE	Unit	D	Prepared	Analyzed	Dil Fac
Field pH	6.89				SU			12/22/11 13:30	1
Field Conductivity	2639				umhos/cm			12/22/11 13:30	1
Field Temperature	30.2				Degrees C			12/22/11 13:30	1
Field Turbidity	73.36				NTU			12/22/11 13:30	1
Field Dissolved Oxygen	0.2				mg/L			12/22/11 13:30	1

Client Sample ID: Equipment Blank — **Lab Sample ID: 280-24109-1**
Date Collected: 12/22/11 13:50 — **Matrix: Water**
Date Received: 12/23/11 10:30

Analyte	Result	Qualifier	NONE	NONE	Unit	D	Prepared	Analyzed	Dil Fac
Field pH	7.13				SU			12/22/11 13:50	1
Field Conductivity	2				umhos/cm			12/22/11 13:50	1

Method: Field Sampling - Field Sampling (Continued)

Client Sample ID: Equipment Blank — **Lab Sample ID: 280-24109-1**
Date Collected: 12/22/11 13:50 — **Matrix: Water**
Date Received: 12/23/11 10:30

Analyte	Result	Qualifier	NONE	NONE	Unit	D	Prepared	Analyzed	Dil Fac
Field Temperature	23.3				Degrees C			12/22/11 13:50	1
Field Turbidity	0.01				NTU			12/22/11 13:50	1
Field Dissolved Oxygen	3.37				mg/L			12/22/11 13:50	1

Client Sample ID: MW-FL2R — **Lab Sample ID: 280-24109-2**
Date Collected: 12/22/11 13:31 — **Matrix: Water**
Date Received: 12/23/11 10:30

Analyte	Result	Qualifier	NONE	NONE	Unit	D	Prepared	Analyzed	Dil Fac
Groundwater Elevation	51.76				ft/msl			12/22/11 13:31	1
Field pH	10.15				SU			12/22/11 13:31	1
Field Conductivity	247				umhos/cm			12/22/11 13:31	1
Field Temperature	24.7				Degrees C			12/22/11 13:31	1
Field Turbidity	4.15				NTU			12/22/11 13:31	1
Field Dissolved Oxygen	3.4				mg/L			12/22/11 13:31	1

Client Sample ID: MW-6AR — **Lab Sample ID: 280-24109-3**
Date Collected: 12/22/11 12:50 — **Matrix: Water**
Date Received: 12/23/11 10:30

Analyte	Result	Qualifier	NONE	NONE	Unit	D	Prepared	Analyzed	Dil Fac
Groundwater Elevation	50.53				ft/msl			12/22/11 12:50	1
Field pH	4.66				SU			12/22/11 12:50	1
Field Conductivity	203				umhos/cm			12/22/11 12:50	1
Field Temperature	24.5				Degrees C			12/22/11 12:50	1
Field Turbidity	0.91				NTU			12/22/11 12:50	1
Field Dissolved Oxygen	6.4				mg/L			12/22/11 12:50	1

Client Sample ID: MW-6BR — **Lab Sample ID: 280-24109-4**
Date Collected: 12/22/11 12:14 — **Matrix: Water**
Date Received: 12/23/11 10:30

Analyte	Result	Qualifier	NONE	NONE	Unit	D	Prepared	Analyzed	Dil Fac
Groundwater Elevation	50.39				ft/msl			12/22/11 12:14	1
Field pH	7.26				SU			12/22/11 12:14	1
Field Conductivity	255				umhos/cm			12/22/11 12:14	1
Field Temperature	25.0				Degrees C			12/22/11 12:14	1
Field Turbidity	3.86				NTU			12/22/11 12:14	1
Field Dissolved Oxygen	2.6				mg/L			12/22/11 12:14	1

Client Sample ID: MW-5B — **Lab Sample ID: 280-24109-5**
Date Collected: 12/22/11 11:38 — **Matrix: Water**
Date Received: 12/23/11 10:30

Analyte	Result	Qualifier	NONE	NONE	Unit	D	Prepared	Analyzed	Dil Fac
Groundwater Elevation	49.75				ft/msl			12/22/11 11:38	1
Field pH	7.16				SU			12/22/11 11:38	1
Field Conductivity	200				umhos/cm			12/22/11 11:38	1
Field Temperature	25.9				Degrees C			12/22/11 11:38	1

Method: Field Sampling - Field Sampling (Continued)

Client Sample ID: MW-5B — **Lab Sample ID: 280-24109-5**
Date Collected: 12/22/11 11:38 — **Matrix: Water**
Date Received: 12/23/11 10:30

Analyte	Result	Qualifier	NONE	NONE	Unit	D	Prepared	Analyzed	Dil Fac
Field Turbidity	8.71				NTU			12/22/11 11:38	1
Field Dissolved Oxygen	0.0				mg/L			12/22/11 11:38	1

Client Sample ID: MW-5A — **Lab Sample ID: 280-24109-6**
Date Collected: 12/22/11 10:51 — **Matrix: Water**
Date Received: 12/23/11 10:30

Analyte	Result	Qualifier	NONE	NONE	Unit	D	Prepared	Analyzed	Dil Fac
Groundwater Elevation	50.86				ft/msl			12/22/11 10:51	1
Field pH	3.83				SU			12/22/11 10:51	1
Field Conductivity	59				umhos/cm			12/22/11 10:51	1
Field Temperature	26.5				Degrees C			12/22/11 10:51	1
Field Turbidity	9.47				NTU			12/22/11 10:51	1
Field Dissolved Oxygen	4.8				mg/L			12/22/11 10:51	1

Client Sample ID: MW-7A — **Lab Sample ID: 280-24109-7**
Date Collected: 12/22/11 10:14 — **Matrix: Water**
Date Received: 12/23/11 10:30

Analyte	Result	Qualifier	NONE	NONE	Unit	D	Prepared	Analyzed	Dil Fac
Groundwater Elevation	64.68				ft/msl			12/22/11 10:14	1
Field pH	7.12				SU			12/22/11 10:14	1
Field Conductivity	280				umhos/cm			12/22/11 10:14	1
Field Temperature	23.8				Degrees C			12/22/11 10:14	1
Field Turbidity	0.29				NTU			12/22/11 10:14	1
Field Dissolved Oxygen	1.4				mg/L			12/22/11 10:14	1

Client Sample ID: MW-7B — **Lab Sample ID: 280-24109-8**
Date Collected: 12/22/11 09:45 — **Matrix: Water**
Date Received: 12/23/11 10:30

Analyte	Result	Qualifier	NONE	NONE	Unit	D	Prepared	Analyzed	Dil Fac
Groundwater Elevation	51.73				ft/msl			12/22/11 09:45	1
Field pH	6.61				SU			12/22/11 09:45	1
Field Conductivity	143				umhos/cm			12/22/11 09:45	1
Field Temperature	23.3				Degrees C			12/22/11 09:45	1
Field Turbidity	10.20				NTU			12/22/11 09:45	1
Field Dissolved Oxygen	1.4				mg/L			12/22/11 09:45	1

Client Sample ID: MW-1A — **Lab Sample ID: 280-24109-9**
Date Collected: 12/22/11 09:06 — **Matrix: Water**
Date Received: 12/23/11 10:30

Analyte	Result	Qualifier	NONE	NONE	Unit	D	Prepared	Analyzed	Dil Fac
Groundwater Elevation	63.47				ft/msl			12/22/11 09:06	1
Field pH	6.79				SU			12/22/11 09:06	1
Field Conductivity	342				umhos/cm			12/22/11 09:06	1
Field Temperature	21.8				Degrees C			12/22/11 09:06	1
Field Turbidity	0.09				NTU			12/22/11 09:06	1

Method: Field Sampling - Field Sampling (Continued)

Client Sample ID: MW-1A — **Lab Sample ID: 280-24109-9**
Date Collected: 12/22/11 09:06 — **Matrix: Water**
Date Received: 12/23/11 10:30

Analyte	Result	Qualifier	NONE	NONE	Unit	D	Prepared	Analyzed	Dil Fac
Field Dissolved Oxygen	1.4				mg/L			12/22/11 09:06	1

Client Sample ID: MW-1B — **Lab Sample ID: 280-24109-10**
Date Collected: 12/22/11 08:39 — **Matrix: Water**
Date Received: 12/23/11 10:30

Analyte	Result	Qualifier	NONE	NONE	Unit	D	Prepared	Analyzed	Dil Fac
Groundwater Elevation	53.33				ft/msl			12/22/11 08:39	1
Field pH	7.15				SU			12/22/11 08:39	1
Field Conductivity	165				umhos/cm			12/22/11 08:39	1
Field Temperature	22.1				Degrees C			12/22/11 08:39	1
Field Turbidity	2.14				NTU			12/22/11 08:39	1
Field Dissolved Oxygen	0.4				mg/L			12/22/11 08:39	1

Client Sample ID: MW-FL3 — **Lab Sample ID: 280-24109-11**
Date Collected: 12/22/11 08:01 — **Matrix: Water**
Date Received: 12/23/11 10:30

Analyte	Result	Qualifier	NONE	NONE	Unit	D	Prepared	Analyzed	Dil Fac
Groundwater Elevation	49.94				ft/msl			12/22/11 08:01	1
Field pH	7.11				SU			12/22/11 08:01	1
Field Conductivity	186				umhos/cm			12/22/11 08:01	1
Field Temperature	22.7				Degrees C			12/22/11 08:01	1
Field Turbidity	10.9				NTU			12/22/11 08:01	1
Field Dissolved Oxygen	0.0				mg/L			12/22/11 08:01	1

Client Sample ID: MW-8R — **Lab Sample ID: 280-24109-12**
Date Collected: 12/22/11 07:01 — **Matrix: Water**
Date Received: 12/23/11 10:30

Analyte	Result	Qualifier	NONE	NONE	Unit	D	Prepared	Analyzed	Dil Fac
Groundwater Elevation	52.49				ft/msl			12/22/11 07:01	1
Field pH	6.76				SU			12/22/11 07:01	1
Field Conductivity	184				umhos/cm			12/22/11 07:01	1
Field Temperature	24.6				Degrees C			12/22/11 07:01	1
Field Turbidity	6.22				NTU			12/22/11 07:01	1
Field Dissolved Oxygen	2.7				mg/L			12/22/11 07:01	1

Client Sample ID: MW-2B — **Lab Sample ID: 280-24109-13**
Date Collected: 12/22/11 13:10 — **Matrix: Water**
Date Received: 12/23/11 10:30

Analyte	Result	Qualifier	NONE	NONE	Unit	D	Prepared	Analyzed	Dil Fac
Groundwater Elevation	49.67				ft/msl			12/22/11 13:10	1
Field pH	8.00				SU			12/22/11 13:10	1
Field Conductivity	144				umhos/cm			12/22/11 13:10	1
Field Temperature	24.5				Degrees C			12/22/11 13:10	1
Field Turbidity	10.94				NTU			12/22/11 13:10	1
Field Dissolved Oxygen	0.2				mg/L			12/22/11 13:10	1

Client Sample Results

Client: Waste Management
Project/Site: FL26|Vista

TestAmerica Job ID: 280-24081-1

Method: Field Sampling - Field Sampling

Client Sample ID: MW-2AR
Date Collected: 12/22/11 12:21
Date Received: 12/23/11 10:30

Lab Sample ID: 280-24109-14
Matrix: Water

Analyte	Result	Qualifier	NONE	NONE	Unit	D	Prepared	Analyzed	Dil Fac
Groundwater Elevation	51.14				ft/msl			12/22/11 12:21	1
Field pH	4.84				SU			12/22/11 12:21	1
Field Conductivity	34				umhos/cm			12/22/11 12:21	1
Field Temperature	24.8				Degrees C			12/22/11 12:21	1
Field Turbidity	12.49				NTU			12/22/11 12:21	1
Field Dissolved Oxygen	0.7				mg/L			12/22/11 12:21	1

Surrogate Summary

Client: Waste Management
Project/Site: FL26|Vista

TestAmerica Job ID: 280-24081-1

Method: 8260B - Volatile Organic Compounds (GC/MS)

Matrix: Water **Prep Type: Total/NA**

		Percent Surrogate Recovery (Acceptance Limits)			
		12DCE	TOL	BFB	DBFM
Lab Sample ID	Client Sample ID	(70-127)	(80-125)	(78-120)	(77-120)
280-24081-1	MW-4A	92	108	103	95
280-24081-2	MW-4B	92	106	106	95
280-24081-3	MW-FL1	92	105	102	95
280-24081-4	MW-3B	92	106	103	96
280-24081-5	MW-3A	91	108	103	95
280-24081-6	TRIP BLANK 1	94	108	104	98
280-24095-Y-1 MS	Matrix Spike	89	103	96	93
280-24095-Y-1 MSD	Matrix Spike Duplicate	91	106	101	95
280-24101-H-1 MS	Matrix Spike	107	112	99	108
280-24101-H-1 MSD	Matrix Spike Duplicate	115	105	96	112
280-24103-1	L-1	115	95	102	104
280-24103-2	TRIP BLANK 2	103	95	90	98
280-24109-2	MW-FL2R	109	107	97	110
280-24109-3	MW-6AR	111	118	103	110
280-24109-4	MW-6BR	113	108	102	113
280-24109-5	MW-5B	109	106	95	108
280-24109-6	MW-5A	115	118	107	112
280-24109-7	MW-7A	115	113	99	113
280-24109-8	MW-7B	114	114	102	113
280-24109-9	MW-1A	121	113	101	113
280-24109-10	MW-1B	110	104	95	106
280-24109-11	MW-FL3	115	111	98	113
280-24109-12	MW-8R	122	115	99	115
280-24109-13	MW-2B	120	112	101	111
280-24109-14	MW-2AR	114	103	96	108
280-24109-15	TRIP BLANK 3	119	105	99	112
280-24179-C-12 MS	Matrix Spike	102	105	97	100
280-24179-C-12 MSD	Matrix Spike Duplicate	101	107	101	100
280-24179-D-29 MS	Matrix Spike	118	106	103	108
280-24179-D-29 MSD	Matrix Spike Duplicate	100	87	83	90
LCS 280-101774/4	Lab Control Sample	102	99	94	102
LCS 280-101865/5	Lab Control Sample	118	111	106	110
LCS 280-101933/4	Lab Control Sample	101	106	98	100
LCS 280-102058/4	Lab Control Sample	116	109	98	110
LCSD 280-101774/5	Lab Control Sample Dup	105	101	95	103
LCSD 280-101865/4	Lab Control Sample Dup	99	89	83	92
LCSD 280-101933/5	Lab Control Sample Dup	101	104	97	100
LCSD 280-102058/5	Lab Control Sample Dup	116	108	100	111
MB 280-101774/6	Method Blank	106	103	96	107
MB 280-101865/12	Method Blank	105	88	88	94
MB 280-101933/6	Method Blank	99	101	99	102
MB 280-102058/6	Method Blank	116	106	98	113

Surrogate Legend

12DCE = 1,2-Dichloroethane-d4 (Surr)

TOL = Toluene-d8 (Surr)

BFB = 4-Bromofluorobenzene (Surr)

DBFM = Dibromofluoromethane (Surr)

Surrogate Summary

Client: Waste Management
Project/Site: FL26|Vista

TestAmerica Job ID: 280-24081-1

Method: 8270C - Semivolatile Organic Compounds (GC/MS)

Matrix: Water **Prep Type: Total/NA**

		Percent Surrogate Recovery (Acceptance Limits)					
		2FP	FBP	NBZ	PHL	TPH	TBP
Lab Sample ID	Client Sample ID	(51-120)	(38-120)	(48-120)	(51-120)	(50-120)	(57-120)
280-24103-1	L-1	85	81	84	95	83	98
LCS 280-101313/2-A	Lab Control Sample	78	74	84	85	95	111
LCSD 280-101313/3-A	Lab Control Sample Dup	88	74	92	96	100	111
MB 280-101313/1-A	Method Blank	84	67	91	95	115	100

Surrogate Legend

2FP = 2-Fluorophenol
FBP = 2-Fluorobiphenyl
NBZ = Nitrobenzene-d5
PHL = Phenol-d5
TPH = Terphenyl-d14
TBP = 2,4,6-Tribromophenol

Method: 504.1 - EDB, DBCP and 1,2,3-TCP (GC)

Matrix: Water **Prep Type: Total/NA**

		Percent Surrogate Recovery (Acceptance Limits)
		12DBP2
Lab Sample ID	Client Sample ID	(70-130)
280-24081-1	MW-4A	86
280-24081-2	MW-4B	100
280-24081-3	MW-FL1	120
280-24081-4	MW-3B	109
280-24081-5	MW-3A	121
280-24109-2	MW-FL2R	123
280-24109-3	MW-6AR	123
280-24109-4	MW-6BR	119
280-24109-5	MW-5B	108
280-24109-6	MW-5A	119
280-24109-7	MW-7A	117
280-24109-8	MW-7B	111
280-24109-9	MW-1A	108
280-24109-10	MW-1B	121
280-24109-11	MW-FL3	115
280-24109-12	MW-8R	112
280-24109-13	MW-2B	114
280-24109-14	MW-2AR	108
LCS 280-101270/2-A	Lab Control Sample	93
LCS 280-101441/2-A	Lab Control Sample	103
LCS 280-101442/2-A	Lab Control Sample	114
LCSD 280-101270/3-A	Lab Control Sample Dup	86
LCSD 280-101441/3-A	Lab Control Sample Dup	113
LCSD 280-101442/3-A	Lab Control Sample Dup	115
LLCS 280-101270/1-A	Lab Control Sample	85
LLCS 280-101441/1-A	Lab Control Sample	98
LLCS 280-101442/1-A	Lab Control Sample	118
MB 280-101270/4-A	Method Blank	91
MB 280-101441/4-A	Method Blank	121
MB 280-101442/4-A	Method Blank	106

Surrogate Legend

12DBP = 1,2-Dibromopropane

Method: 504.1 - EDB, DBCP and 1,2,3-TCP (GC)

Matrix: Water **Prep Type: Total/NA**

		Percent Surrogate Recovery (Acceptance Limits)							
Lab Sample ID	Client Sample ID	12DBP1 (70-130)							
280-24103-1	L-1	116							
LCS 280-101879/2-A	Lab Control Sample	107							
LCSD 280-101879/3-A	Lab Control Sample Dup	109							
LLCS 280-101879/1-A	Lab Control Sample	104							
MB 280-101879/4-A	Method Blank	101							

Surrogate Legend

12DBP = 1,2-Dibromopropane

Method: 8081A - Organochlorine Pesticides (GC)

Matrix: Water **Prep Type: Total/NA**

		Percent Surrogate Recovery (Acceptance Limits)							
Lab Sample ID	Client Sample ID	DCB1 (34-122)	TCX1 (28-115)						
280-24103-1	L-1	26 D1	52 D1						
LCS 280-101528/2-A	Lab Control Sample	101	87						
LCSD 280-101528/3-A	Lab Control Sample Dup	101	77						
MB 280-101528/1-A	Method Blank	100	75						

Surrogate Legend

DCB = DCB Decachlorobiphenyl

TCX = Tetrachloro-m-xylene

Method: 8082 - Polychlorinated Biphenyls (PCBs) by Gas Chromatography

Matrix: Water **Prep Type: Total/NA**

		Percent Surrogate Recovery (Acceptance Limits)							
Lab Sample ID	Client Sample ID	DCB1 (30-136)	TCX1 (25-120)						
280-24103-1	L-1	48	99						
LCS 280-101528/4-A	Lab Control Sample	107	68						
LCSD 280-101528/5-A	Lab Control Sample Dup	108	77						
MB 280-101528/1-A	Method Blank	109	79						

Surrogate Legend

DCB = DCB Decachlorobiphenyl

TCX = Tetrachloro-m-xylene

Method: 8151A - Herbicides (GC)

Matrix: Water **Prep Type: Total/NA**

		Percent Surrogate Recovery (Acceptance Limits)							
Lab Sample ID	Client Sample ID	DCPA2 (39-135)							
280-24103-1	L-1	96							

Surrogate Legend

DCPA = 2,4-Dichlorophenylacetic acid

Surrogate Summary

Client: Waste Management
Project/Site: FL26|Vista

TestAmerica Job ID: 280-24081-1

Method: 8151A - Herbicides (GC)

Matrix: Water **Prep Type: Total/NA**

		Percent Surrogate Recovery (Acceptance Limits)							
Lab Sample ID	**Client Sample ID**	**DCPA1 (39-135)**							
LCS 280-101527/2-A	Lab Control Sample	118							
LCSD 280-101527/3-A	Lab Control Sample Dup	113							
MB 280-101527/1-A	Method Blank	117							

Surrogate Legend

DCPA = 2,4-Dichlorophenylacetic acid

Method: 8260B - Volatile Organic Compounds (GC/MS)

Lab Sample ID: MB 280-101774/6
Matrix: Water
Analysis Batch: 101774

Client Sample ID: Method Blank
Prep Type: Total/NA

Analyte	MB Result	MB Qualifier	RL	MDL	Unit	D	Prepared	Analyzed	Dil Fac
Acetone	1.9	U	20	1.9	ug/L			12/29/11 10:23	1
Acrylonitrile	1.4	U	20	1.4	ug/L			12/29/11 10:23	1
Benzene	0.16	U	1.0	0.16	ug/L			12/29/11 10:23	1
Bromochloromethane	0.10	U	1.0	0.10	ug/L			12/29/11 10:23	1
Bromodichloromethane	0.17	U	1.0	0.17	ug/L			12/29/11 10:23	1
Bromoform	0.19	U	1.0	0.19	ug/L			12/29/11 10:23	1
Carbon disulfide	0.45	U	2.0	0.45	ug/L			12/29/11 10:23	1
Carbon tetrachloride	0.19	U	1.0	0.19	ug/L			12/29/11 10:23	1
Chloroethane	0.41	U	2.0	0.41	ug/L			12/29/11 10:23	1
Chloroform	0.16	U	1.0	0.16	ug/L			12/29/11 10:23	1
Dibromochloromethane	0.17	U	1.0	0.17	ug/L			12/29/11 10:23	1
trans-1,4-Dichloro-2-butene	0.80	U	3.0	0.80	ug/L			12/29/11 10:23	1
1,1-Dichloroethane	0.22	U	1.0	0.22	ug/L			12/29/11 10:23	1
1,2-Dichloroethane	0.13	U	1.0	0.13	ug/L			12/29/11 10:23	1
1,1-Dichloroethene	0.23	U	1.0	0.23	ug/L			12/29/11 10:23	1
cis-1,2-Dichloroethene	0.15	U	1.0	0.15	ug/L			12/29/11 10:23	1
trans-1,2-Dichloroethene	0.15	U	1.0	0.15	ug/L			12/29/11 10:23	1
1,2-Dichloropropane	0.18	U	1.0	0.18	ug/L			12/29/11 10:23	1
cis-1,3-Dichloropropene	0.16	U	1.0	0.16	ug/L			12/29/11 10:23	1
trans-1,3-Dichloropropene	0.19	U	3.0	0.19	ug/L			12/29/11 10:23	1
Ethylbenzene	0.16	U	1.0	0.16	ug/L			12/29/11 10:23	1
2-Hexanone	1.7	U	5.0	1.7	ug/L			12/29/11 10:23	1
Bromomethane	0.21	U	2.0	0.21	ug/L			12/29/11 10:23	1
Iodomethane	0.23	U	1.0	0.23	ug/L			12/29/11 10:23	1
4-Methyl-2-pentanone (MIBK)	0.98	U	5.0	0.98	ug/L			12/29/11 10:23	1
Dibromomethane	0.17	U	1.0	0.17	ug/L			12/29/11 10:23	1
Chloromethane	0.30	U	2.0	0.30	ug/L			12/29/11 10:23	1
Methylene Chloride	0.32	U	2.0	0.32	ug/L			12/29/11 10:23	1
2-Butanone (MEK)	2.0	U	6.0	2.0	ug/L			12/29/11 10:23	1
Styrene	0.17	U	1.0	0.17	ug/L			12/29/11 10:23	1
1,1,1,2-Tetrachloroethane	0.21	U	1.0	0.21	ug/L			12/29/11 10:23	1
1,1,2,2-Tetrachloroethane	0.21	U	1.0	0.21	ug/L			12/29/11 10:23	1
Tetrachloroethene	0.20	U	1.0	0.20	ug/L			12/29/11 10:23	1
Toluene	0.17	U	1.0	0.17	ug/L			12/29/11 10:23	1
1,1,1-Trichloroethane	0.16	U	1.0	0.16	ug/L			12/29/11 10:23	1
1,1,2-Trichloroethane	0.27	U	1.0	0.27	ug/L			12/29/11 10:23	1
Trichloroethene	0.16	U	1.0	0.16	ug/L			12/29/11 10:23	1
Trichlorofluoromethane	0.29	U	2.0	0.29	ug/L			12/29/11 10:23	1
1,2,3-Trichloropropane	0.33	U	2.5	0.33	ug/L			12/29/11 10:23	1
Vinyl acetate	0.94	U	3.0	0.94	ug/L			12/29/11 10:23	1
Vinyl chloride	0.10	U	1.0	0.10	ug/L			12/29/11 10:23	1
Xylenes (total)	0.19	U	2.0	0.19	ug/L			12/29/11 10:23	1
Chlorobenzene	0.17	U	1.0	0.17	ug/L			12/29/11 10:23	1
1,2-Dichlorobenzene	0.15	U	1.0	0.15	ug/L			12/29/11 10:23	1
1,3-Dichlorobenzene	0.13	U	1.0	0.13	ug/L			12/29/11 10:23	1
1,4-Dichlorobenzene	0.16	U	1.0	0.16	ug/L			12/29/11 10:23	1

Surrogate	*MB %Recovery*	*MB Qualifier*	*Limits*	*Prepared*	*Analyzed*	*Dil Fac*
1,2-Dichloroethane-d4 (Surr)	*106*		*70 - 127*		*12/29/11 10:23*	*1*

Method: 8260B - Volatile Organic Compounds (GC/MS) (Continued)

Lab Sample ID: MB 280-101774/6
Matrix: Water
Analysis Batch: 101774

Client Sample ID: Method Blank
Prep Type: Total/NA

Surrogate	MB %Recovery	MB Qualifier	Limits	Prepared	Analyzed	Dil Fac
Toluene-d8 (Surr)	103		80 - 125		12/29/11 10:23	1
Dibromofluoromethane (Surr)	107		77 - 120		12/29/11 10:23	1
4-Bromofluorobenzene (Surr)	96		78 - 120		12/29/11 10:23	1

Lab Sample ID: LCS 280-101774/4
Matrix: Water
Analysis Batch: 101774

Client Sample ID: Lab Control Sample
Prep Type: Total/NA

Analyte	Spike Added	LCS Result	LCS Qualifier	Unit	D	%Rec	%Rec. Limits
Benzene	5.00	5.07		ug/L		101	77 - 135
Bromodichloromethane	5.00	4.99		ug/L		100	78 - 135
Carbon tetrachloride	5.00	5.23		ug/L		105	80 - 135
Chloroform	5.00	5.18		ug/L		104	78 - 120
1,1-Dichloroethane	5.00	5.03		ug/L		101	77 - 135
1,1-Dichloroethene	5.00	5.45		ug/L		109	68 - 133
trans-1,2-Dichloroethene	5.00	5.26		ug/L		105	80 - 135
1,2-Dichloropropane	5.00	4.80		ug/L		96	76 - 120
Ethylbenzene	5.00	4.48		ug/L		90	78 - 120
Methylene Chloride	5.00	5.46		ug/L		109	60 - 135
Tetrachloroethene	5.00	4.71		ug/L		94	77 - 135
Toluene	5.00	4.93		ug/L		99	73 - 120
1,1,1-Trichloroethane	5.00	5.18		ug/L		104	78 - 135
Trichloroethene	5.00	5.17		ug/L		103	78 - 135
Chlorobenzene	5.00	4.51		ug/L		90	78 - 135
1,3-Dichlorobenzene	5.00	4.37		ug/L		87	75 - 135

Surrogate	LCS %Recovery	LCS Qualifier	Limits
1,2-Dichloroethane-d4 (Surr)	102		70 - 127
Toluene-d8 (Surr)	99		80 - 125
Dibromofluoromethane (Surr)	102		77 - 120
4-Bromofluorobenzene (Surr)	94		78 - 120

Lab Sample ID: LCSD 280-101774/5
Matrix: Water
Analysis Batch: 101774

Client Sample ID: Lab Control Sample Dup
Prep Type: Total/NA

Analyte	Spike Added	LCSD Result	LCSD Qualifier	Unit	D	%Rec	%Rec. Limits	RPD	RPD Limit
Benzene	5.00	4.85		ug/L		97	77 - 135	4	20
Bromodichloromethane	5.00	4.88		ug/L		98	78 - 135	2	20
Carbon tetrachloride	5.00	4.97		ug/L		99	80 - 135	5	21
Chloroform	5.00	5.08		ug/L		102	78 - 120	2	20
1,1-Dichloroethane	5.00	4.89		ug/L		98	77 - 135	3	21
1,1-Dichloroethene	5.00	5.19		ug/L		104	68 - 133	5	20
trans-1,2-Dichloroethene	5.00	5.03		ug/L		101	80 - 135	4	24
1,2-Dichloropropane	5.00	4.69		ug/L		94	76 - 120	2	20
Ethylbenzene	5.00	4.28		ug/L		86	78 - 120	5	26
Methylene Chloride	5.00	5.27		ug/L		105	60 - 135	4	20
Tetrachloroethene	5.00	4.48		ug/L		90	77 - 135	5	20
Toluene	5.00	4.81		ug/L		96	73 - 120	2	20

Method: 8260B - Volatile Organic Compounds (GC/MS) (Continued)

Lab Sample ID: LCSD 280-101774/5
Matrix: Water
Analysis Batch: 101774

Client Sample ID: Lab Control Sample Dup
Prep Type: Total/NA

Analyte	Spike Added	LCSD Result	LCSD Qualifier	Unit	D	%Rec	%Rec. Limits	RPD	RPD Limit
1,1,1-Trichloroethane	5.00	5.01		ug/L		100	78 - 135	3	20
Trichloroethene	5.00	4.96		ug/L		99	78 - 135	4	20
Chlorobenzene	5.00	4.31		ug/L		86	78 - 135	5	20
1,3-Dichlorobenzene	5.00	4.18		ug/L		84	75 - 135	4	20

Surrogate	*LCSD %Recovery*	*LCSD Qualifier*	*Limits*
1,2-Dichloroethane-d4 (Surr)	*105*		*70 - 127*
Toluene-d8 (Surr)	*101*		*80 - 125*
Dibromofluoromethane (Surr)	*103*		*77 - 120*
4-Bromofluorobenzene (Surr)	*95*		*78 - 120*

Lab Sample ID: 280-24095-Y-1 MS
Matrix: Water
Analysis Batch: 101774

Client Sample ID: Matrix Spike
Prep Type: Total/NA

Analyte	Sample Result	Sample Qualifier	Spike Added	MS Result	MS Qualifier	Unit	D	%Rec	%Rec. Limits
Benzene	0.16	U	5.00	4.69		ug/L		94	77 - 135
Bromodichloromethane	1.5		5.00	5.88		ug/L		88	78 - 135
Carbon tetrachloride	0.19	U	5.00	5.06		ug/L		101	80 - 135
Chloroform	18		5.00	21.1	J3	ug/L		66	78 - 120
1,1-Dichloroethane	0.22	U	5.00	4.71		ug/L		94	77 - 135
1,1-Dichloroethene	0.23	U	5.00	5.01		ug/L		100	68 - 133
trans-1,2-Dichloroethene	0.15	U	5.00	4.90		ug/L		98	80 - 135
1,2-Dichloropropane	0.18	U	5.00	4.35		ug/L		87	76 - 120
Ethylbenzene	0.16	U	5.00	4.51		ug/L		90	78 - 120
Methylene Chloride	0.32	U	5.00	5.18		ug/L		104	60 - 135
Tetrachloroethene	0.20	U	5.00	4.97		ug/L		99	77 - 135
Toluene	0.17	U	5.00	4.38		ug/L		88	73 - 120
1,1,1-Trichloroethane	0.16	U	5.00	4.97		ug/L		99	78 - 135
Trichloroethene	0.16	U	5.00	4.76		ug/L		95	78 - 135
Chlorobenzene	0.17	U	5.00	4.69		ug/L		94	78 - 135
1,3-Dichlorobenzene	0.13	U	5.00	4.66		ug/L		93	75 - 135

Surrogate	*MS %Recovery*	*MS Qualifier*	*Limits*
1,2-Dichloroethane-d4 (Surr)	*89*		*70 - 127*
Toluene-d8 (Surr)	*103*		*80 - 125*
Dibromofluoromethane (Surr)	*93*		*77 - 120*
4-Bromofluorobenzene (Surr)	*96*		*78 - 120*

Lab Sample ID: 280-24095-Y-1 MSD
Matrix: Water
Analysis Batch: 101774

Client Sample ID: Matrix Spike Duplicate
Prep Type: Total/NA

Analyte	Sample Result	Sample Qualifier	Spike Added	MSD Result	MSD Qualifier	Unit	D	%Rec	%Rec. Limits	RPD	RPD Limit
Benzene	0.16	U	5.00	4.66		ug/L		93	77 - 135	1	20
Bromodichloromethane	1.5		5.00	5.86		ug/L		88	78 - 135	0	20
Carbon tetrachloride	0.19	U	5.00	4.86		ug/L		97	80 - 135	4	21
Chloroform	18		5.00	20.7	J3	ug/L		59	78 - 120	2	20
1,1-Dichloroethane	0.22	U	5.00	4.67		ug/L		93	77 - 135	1	21

Method: 8260B - Volatile Organic Compounds (GC/MS) (Continued)

Lab Sample ID: 280-24095-Y-1 MSD
Matrix: Water
Analysis Batch: 101774

Client Sample ID: Matrix Spike Duplicate
Prep Type: Total/NA

Analyte	Sample Result	Sample Qualifier	Spike Added	MSD Result	MSD Qualifier	Unit	D	%Rec	%Rec. Limits	RPD	RPD Limit
1,1-Dichloroethene	0.23	U	5.00	4.81		ug/L		96	68 - 133	4	20
trans-1,2-Dichloroethene	0.15	U	5.00	4.89		ug/L		98	80 - 135	0	24
1,2-Dichloropropane	0.18	U	5.00	4.38		ug/L		88	76 - 120	1	20
Ethylbenzene	0.16	U	5.00	4.51		ug/L		90	78 - 120	0	26
Methylene Chloride	0.32	U	5.00	5.65		ug/L		113	60 - 135	9	20
Tetrachloroethene	0.20	U	5.00	4.88		ug/L		98	77 - 135	2	20
Toluene	0.17	U	5.00	4.31		ug/L		86	73 - 120	2	20
1,1,1-Trichloroethane	0.16	U	5.00	4.88		ug/L		98	78 - 135	2	20
Trichloroethene	0.16	U	5.00	4.70		ug/L		94	78 - 135	1	20
Chlorobenzene	0.17	U	5.00	4.69		ug/L		94	78 - 135	0	20
1,3-Dichlorobenzene	0.13	U	5.00	4.71		ug/L		94	75 - 135	1	20

Surrogate	*MSD %Recovery*	*MSD Qualifier*	*Limits*
1,2-Dichloroethane-d4 (Surr)	*91*		*70 - 127*
Toluene-d8 (Surr)	*106*		*80 - 125*
Dibromofluoromethane (Surr)	*95*		*77 - 120*
4-Bromofluorobenzene (Surr)	*101*		*78 - 120*

Lab Sample ID: MB 280-101865/12
Matrix: Water
Analysis Batch: 101865

Client Sample ID: Method Blank
Prep Type: Total/NA

Analyte	MB Result	MB Qualifier	RL	MDL	Unit	D	Prepared	Analyzed	Dil Fac
Acetone	1.9	U	20	1.9	ug/L			12/29/11 23:38	1
Acetonitrile	9.6	U	30	9.6	ug/L			12/29/11 23:38	1
Acrolein	2.8	U	20	2.8	ug/L			12/29/11 23:38	1
Acrylonitrile	1.4	U	20	1.4	ug/L			12/29/11 23:38	1
3-Chloropropene	0.17	U	2.0	0.17	ug/L			12/29/11 23:38	1
Benzene	0.16	U	1.0	0.16	ug/L			12/29/11 23:38	1
Bromochloromethane	0.10	U	1.0	0.10	ug/L			12/29/11 23:38	1
Bromodichloromethane	0.17	U	1.0	0.17	ug/L			12/29/11 23:38	1
Bromoform	0.19	U	1.0	0.19	ug/L			12/29/11 23:38	1
Carbon disulfide	0.45	U	2.0	0.45	ug/L			12/29/11 23:38	1
Carbon tetrachloride	0.19	U	1.0	0.19	ug/L			12/29/11 23:38	1
Chloroethane	0.41	U	2.0	0.41	ug/L			12/29/11 23:38	1
Chloroform	0.16	U	1.0	0.16	ug/L			12/29/11 23:38	1
Chloroprene	0.21	U	1.0	0.21	ug/L			12/29/11 23:38	1
Dibromochloromethane	0.17	U	1.0	0.17	ug/L			12/29/11 23:38	1
trans-1,4-Dichloro-2-butene	0.80	U	3.0	0.80	ug/L			12/29/11 23:38	1
Dichlorodifluoromethane	0.31	U	2.0	0.31	ug/L			12/29/11 23:38	1
1,1-Dichloroethane	0.22	U	1.0	0.22	ug/L			12/29/11 23:38	1
1,2-Dichloroethane	0.13	U	1.0	0.13	ug/L			12/29/11 23:38	1
1,1-Dichloroethene	0.23	U	1.0	0.23	ug/L			12/29/11 23:38	1
cis-1,2-Dichloroethene	0.15	U	1.0	0.15	ug/L			12/29/11 23:38	1
trans-1,2-Dichloroethene	0.15	U	1.0	0.15	ug/L			12/29/11 23:38	1
1,2-Dichloropropane	0.18	U	1.0	0.18	ug/L			12/29/11 23:38	1
1,3-Dichloropropane	0.22	U	1.0	0.22	ug/L			12/29/11 23:38	1
2,2-Dichloropropane	0.18	U	1.0	0.18	ug/L			12/29/11 23:38	1
1,1-Dichloropropene	0.19	U	1.0	0.19	ug/L			12/29/11 23:38	1

Method: 8260B - Volatile Organic Compounds (GC/MS) (Continued)

Lab Sample ID: MB 280-101865/12
Matrix: Water
Analysis Batch: 101865

Client Sample ID: Method Blank
Prep Type: Total/NA

Analyte	MB Result	MB Qualifier	RL	MDL	Unit	D	Prepared	Analyzed	Dil Fac
cis-1,3-Dichloropropene	0.16	U	1.0	0.16	ug/L			12/29/11 23:38	1
trans-1,3-Dichloropropene	0.19	U	3.0	0.19	ug/L			12/29/11 23:38	1
Ethylbenzene	0.16	U	1.0	0.16	ug/L			12/29/11 23:38	1
Ethyl methacrylate	0.86	U	3.0	0.86	ug/L			12/29/11 23:38	1
2-Hexanone	1.7	U	5.0	1.7	ug/L			12/29/11 23:38	1
Isobutyl alcohol	37	U	110	37	ug/L			12/29/11 23:38	1
Methacrylonitrile	1.6	U	10	1.6	ug/L			12/29/11 23:38	1
Bromomethane	0.21	U	2.0	0.21	ug/L			12/29/11 23:38	1
Iodomethane	0.23	U	1.0	0.23	ug/L			12/29/11 23:38	1
Methyl methacrylate	1.1	U	4.0	1.1	ug/L			12/29/11 23:38	1
4-Methyl-2-pentanone (MIBK)	0.98	U	5.0	0.98	ug/L			12/29/11 23:38	1
Dibromomethane	0.17	U	1.0	0.17	ug/L			12/29/11 23:38	1
Chloromethane	0.30	U	2.0	0.30	ug/L			12/29/11 23:38	1
Methylene Chloride	0.32	U	2.0	0.32	ug/L			12/29/11 23:38	1
2-Butanone (MEK)	2.0	U	6.0	2.0	ug/L			12/29/11 23:38	1
Propionitrile	3.7	U	20	3.7	ug/L			12/29/11 23:38	1
Styrene	0.17	U	1.0	0.17	ug/L			12/29/11 23:38	1
1,1,1,2-Tetrachloroethane	0.21	U	1.0	0.21	ug/L			12/29/11 23:38	1
1,1,2,2-Tetrachloroethane	0.21	U	1.0	0.21	ug/L			12/29/11 23:38	1
Tetrachloroethene	0.20	U	1.0	0.20	ug/L			12/29/11 23:38	1
Toluene	0.17	U	1.0	0.17	ug/L			12/29/11 23:38	1
1,1,1-Trichloroethane	0.16	U	1.0	0.16	ug/L			12/29/11 23:38	1
1,1,2-Trichloroethane	0.27	U	1.0	0.27	ug/L			12/29/11 23:38	1
Trichloroethene	0.16	U	1.0	0.16	ug/L			12/29/11 23:38	1
Trichlorofluoromethane	0.29	U	2.0	0.29	ug/L			12/29/11 23:38	1
1,2,3-Trichloropropane	0.33	U	2.5	0.33	ug/L			12/29/11 23:38	1
Vinyl acetate	0.94	U	3.0	0.94	ug/L			12/29/11 23:38	1
Vinyl chloride	0.10	U	1.0	0.10	ug/L			12/29/11 23:38	1
Xylenes (total)	0.19	U	2.0	0.19	ug/L			12/29/11 23:38	1
Chlorobenzene	0.17	U	1.0	0.17	ug/L			12/29/11 23:38	1
1,2-Dichlorobenzene	0.15	U	1.0	0.15	ug/L			12/29/11 23:38	1
1,3-Dichlorobenzene	0.13	U	1.0	0.13	ug/L			12/29/11 23:38	1
1,4-Dichlorobenzene	0.16	U	1.0	0.16	ug/L			12/29/11 23:38	1

Surrogate	*MB %Recovery*	*MB Qualifier*	*Limits*	*Prepared*	*Analyzed*	*Dil Fac*
1,2-Dichloroethane-d4 (Surr)	*105*		*70 - 127*		*12/29/11 23:38*	*1*
Toluene-d8 (Surr)	*88*		*80 - 125*		*12/29/11 23:38*	*1*
Dibromofluoromethane (Surr)	*94*		*77 - 120*		*12/29/11 23:38*	*1*
4-Bromofluorobenzene (Surr)	*88*		*78 - 120*		*12/29/11 23:38*	*1*

Lab Sample ID: LCS 280-101865/5
Matrix: Water
Analysis Batch: 101865

Client Sample ID: Lab Control Sample
Prep Type: Total/NA

Analyte	Spike Added	LCS Result	LCS Qualifier	Unit	D	%Rec	%Rec. Limits
Benzene	5.00	4.76		ug/L		95	77 - 135
Bromodichloromethane	5.00	4.70		ug/L		94	78 - 135
Carbon tetrachloride	5.00	5.02		ug/L		100	80 - 135
Chloroform	5.00	4.69		ug/L		94	78 - 120

Method: 8260B - Volatile Organic Compounds (GC/MS) (Continued)

Lab Sample ID: LCS 280-101865/5
Matrix: Water
Analysis Batch: 101865

Client Sample ID: Lab Control Sample
Prep Type: Total/NA

Analyte	Spike Added	LCS Result	LCS Qualifier	Unit	D	%Rec	%Rec. Limits
1,1-Dichloroethane	5.00	4.69		ug/L		94	77 - 135
1,1-Dichloroethene	5.00	5.56		ug/L		111	68 - 133
trans-1,2-Dichloroethene	5.00	4.97		ug/L		99	80 - 135
1,2-Dichloropropane	5.00	4.36		ug/L		87	76 - 120
Ethylbenzene	5.00	4.96		ug/L		99	78 - 120
Methylene Chloride	5.00	4.80		ug/L		96	60 - 135
Tetrachloroethene	5.00	5.03		ug/L		101	77 - 135
Toluene	5.00	4.76		ug/L		95	73 - 120
1,1,1-Trichloroethane	5.00	4.68		ug/L		94	78 - 135
Trichloroethene	5.00	4.59		ug/L		92	78 - 135
Chlorobenzene	5.00	4.84		ug/L		97	78 - 135
1,3-Dichlorobenzene	5.00	4.87		ug/L		97	75 - 135

Surrogate	*LCS %Recovery*	*LCS Qualifier*	*Limits*
1,2-Dichloroethane-d4 (Surr)	*118*		*70 - 127*
Toluene-d8 (Surr)	*111*		*80 - 125*
Dibromofluoromethane (Surr)	*110*		*77 - 120*
4-Bromofluorobenzene (Surr)	*106*		*78 - 120*

Lab Sample ID: LCSD 280-101865/4
Matrix: Water
Analysis Batch: 101865

Client Sample ID: Lab Control Sample Dup
Prep Type: Total/NA

Analyte	Spike Added	LCSD Result	LCSD Qualifier	Unit	D	%Rec	%Rec. Limits	RPD	RPD Limit
Benzene	5.00	4.57		ug/L		91	77 - 135	4	20
Bromodichloromethane	5.00	4.58		ug/L		92	78 - 135	3	20
Carbon tetrachloride	5.00	4.71		ug/L		94	80 - 135	6	21
Chloroform	5.00	4.57		ug/L		91	78 - 120	3	20
1,1-Dichloroethane	5.00	4.53		ug/L		91	77 - 135	4	21
1,1-Dichloroethene	5.00	5.14		ug/L		103	68 - 133	8	20
trans-1,2-Dichloroethene	5.00	4.83		ug/L		97	80 - 135	3	24
1,2-Dichloropropane	5.00	4.21		ug/L		84	76 - 120	4	20
Ethylbenzene	5.00	4.70		ug/L		94	78 - 120	5	26
Methylene Chloride	5.00	4.64		ug/L		93	60 - 135	3	20
Tetrachloroethene	5.00	4.72		ug/L		94	77 - 135	6	20
Toluene	5.00	4.57		ug/L		91	73 - 120	4	20
1,1,1-Trichloroethane	5.00	4.49		ug/L		90	78 - 135	4	20
Trichloroethene	5.00	4.39		ug/L		88	78 - 135	5	20
Chlorobenzene	5.00	4.67		ug/L		93	78 - 135	4	20
1,3-Dichlorobenzene	5.00	4.63		ug/L		93	75 - 135	5	20

Surrogate	*LCSD %Recovery*	*LCSD Qualifier*	*Limits*
1,2-Dichloroethane-d4 (Surr)	*99*		*70 - 127*
Toluene-d8 (Surr)	*89*		*80 - 125*
Dibromofluoromethane (Surr)	*92*		*77 - 120*
4-Bromofluorobenzene (Surr)	*83*		*78 - 120*

Method: 8260B - Volatile Organic Compounds (GC/MS) (Continued)

Lab Sample ID: 280-24179-D-29 MS
Matrix: Water
Analysis Batch: 101865

Client Sample ID: Matrix Spike
Prep Type: Total/NA

Analyte	Sample Result	Sample Qualifier	Spike Added	MS Result	MS Qualifier	Unit	D	%Rec	%Rec. Limits
Benzene	30		5.00	30.1	J3	ug/L		-3	77 - 135
Bromodichloromethane	0.17	U	5.00	4.75		ug/L		95	78 - 135
Carbon tetrachloride	0.19	U	5.00	4.43		ug/L		89	80 - 135
Chloroform	0.16	U	5.00	4.73		ug/L		95	78 - 120
1,1-Dichloroethane	0.22	U	5.00	4.65		ug/L		93	77 - 135
1,1-Dichloroethene	0.23	U	5.00	4.81		ug/L		96	68 - 133
trans-1,2-Dichloroethene	0.15	U	5.00	4.96		ug/L		99	80 - 135
1,2-Dichloropropane	0.18	U	5.00	4.39		ug/L		88	76 - 120
Ethylbenzene	1.1		5.00	5.90		ug/L		96	78 - 120
Methylene Chloride	0.32	U	5.00	4.80		ug/L		96	60 - 135
Tetrachloroethene	0.20	U	5.00	4.62		ug/L		92	77 - 135
Toluene	5.2		5.00	9.68		ug/L		89	73 - 120
1,1,1-Trichloroethane	0.16	U	5.00	4.41		ug/L		88	78 - 135
Trichloroethene	0.16	U	5.00	4.51		ug/L		90	78 - 135
Chlorobenzene	0.17	U	5.00	4.80		ug/L		96	78 - 135
1,3-Dichlorobenzene	0.13	U	5.00	4.85		ug/L		97	75 - 135

Surrogate	*MS %Recovery*	*MS Qualifier*	*Limits*
1,2-Dichloroethane-d4 (Surr)	*118*		*70 - 127*
Toluene-d8 (Surr)	*106*		*80 - 125*
Dibromofluoromethane (Surr)	*108*		*77 - 120*
4-Bromofluorobenzene (Surr)	*103*		*78 - 120*

Lab Sample ID: 280-24179-D-29 MSD
Matrix: Water
Analysis Batch: 101865

Client Sample ID: Matrix Spike Duplicate
Prep Type: Total/NA

Analyte	Sample Result	Sample Qualifier	Spike Added	MSD Result	MSD Qualifier	Unit	D	%Rec	%Rec. Limits	RPD	RPD Limit
Benzene	30		5.00	30.5	J3	ug/L		5	77 - 135	1	20
Bromodichloromethane	0.17	U	5.00	4.80		ug/L		96	78 - 135	1	20
Carbon tetrachloride	0.19	U	5.00	4.54		ug/L		91	80 - 135	2	21
Chloroform	0.16	U	5.00	4.76		ug/L		95	78 - 120	1	20
1,1-Dichloroethane	0.22	U	5.00	4.76		ug/L		95	77 - 135	3	21
1,1-Dichloroethene	0.23	U	5.00	5.12		ug/L		102	68 - 133	6	20
trans-1,2-Dichloroethene	0.15	U	5.00	5.01		ug/L		100	80 - 135	1	24
1,2-Dichloropropane	0.18	U	5.00	4.50		ug/L		90	76 - 120	2	20
Ethylbenzene	1.1		5.00	6.14		ug/L		101	78 - 120	4	26
Methylene Chloride	0.32	U	5.00	4.94		ug/L		99	60 - 135	3	20
Tetrachloroethene	0.20	U	5.00	4.79		ug/L		96	77 - 135	4	20
Toluene	5.2		5.00	9.88		ug/L		93	73 - 120	2	20
1,1,1-Trichloroethane	0.16	U	5.00	4.47		ug/L		89	78 - 135	1	20
Trichloroethene	0.16	U	5.00	4.58		ug/L		92	78 - 135	2	20
Chlorobenzene	0.17	U	5.00	4.95		ug/L		99	78 - 135	3	20
1,3-Dichlorobenzene	0.13	U	5.00	4.90		ug/L		98	75 - 135	1	20

Surrogate	*MSD %Recovery*	*MSD Qualifier*	*Limits*
1,2-Dichloroethane-d4 (Surr)	*100*		*70 - 127*
Toluene-d8 (Surr)	*87*		*80 - 125*
Dibromofluoromethane (Surr)	*90*		*77 - 120*

Method: 8260B - Volatile Organic Compounds (GC/MS) (Continued)

Lab Sample ID: 280-24179-D-29 MSD
Matrix: Water
Analysis Batch: 101865

Client Sample ID: Matrix Spike Duplicate
Prep Type: Total/NA

Surrogate	*MSD %Recovery*	*MSD Qualifier*	*Limits*
4-Bromofluorobenzene (Surr)	*83*		*78 - 120*

Lab Sample ID: MB 280-101933/6
Matrix: Water
Analysis Batch: 101933

Client Sample ID: Method Blank
Prep Type: Total/NA

Analyte	MB Result	MB Qualifier	RL	MDL	Unit	D	Prepared	Analyzed	Dil Fac
Acetone	1.97	I	20	1.9	ug/L			12/30/11 08:30	1
Acetonitrile	9.6	U	30	9.6	ug/L			12/30/11 08:30	1
Acrolein	2.8	U	20	2.8	ug/L			12/30/11 08:30	1
Acrylonitrile	1.4	U	20	1.4	ug/L			12/30/11 08:30	1
3-Chloropropene	0.17	U	2.0	0.17	ug/L			12/30/11 08:30	1
Benzene	0.16	U	1.0	0.16	ug/L			12/30/11 08:30	1
Bromochloromethane	0.10	U	1.0	0.10	ug/L			12/30/11 08:30	1
Bromodichloromethane	0.17	U	1.0	0.17	ug/L			12/30/11 08:30	1
Bromoform	0.19	U	1.0	0.19	ug/L			12/30/11 08:30	1
Carbon disulfide	0.45	U	2.0	0.45	ug/L			12/30/11 08:30	1
Carbon tetrachloride	0.19	U	1.0	0.19	ug/L			12/30/11 08:30	1
Chloroethane	0.41	U	2.0	0.41	ug/L			12/30/11 08:30	1
Chloroform	0.16	U	1.0	0.16	ug/L			12/30/11 08:30	1
Chloroprene	0.21	U	1.0	0.21	ug/L			12/30/11 08:30	1
Dibromochloromethane	0.17	U	1.0	0.17	ug/L			12/30/11 08:30	1
trans-1,4-Dichloro-2-butene	0.80	U	3.0	0.80	ug/L			12/30/11 08:30	1
Dichlorodifluoromethane	0.31	U	2.0	0.31	ug/L			12/30/11 08:30	1
1,1-Dichloroethane	0.22	U	1.0	0.22	ug/L			12/30/11 08:30	1
1,2-Dichloroethane	0.13	U	1.0	0.13	ug/L			12/30/11 08:30	1
1,1-Dichloroethene	0.23	U	1.0	0.23	ug/L			12/30/11 08:30	1
cis-1,2-Dichloroethene	0.15	U	1.0	0.15	ug/L			12/30/11 08:30	1
trans-1,2-Dichloroethene	0.15	U	1.0	0.15	ug/L			12/30/11 08:30	1
1,2-Dichloropropane	0.18	U	1.0	0.18	ug/L			12/30/11 08:30	1
1,3-Dichloropropane	0.22	U	1.0	0.22	ug/L			12/30/11 08:30	1
2,2-Dichloropropane	0.18	U	1.0	0.18	ug/L			12/30/11 08:30	1
1,1-Dichloropropene	0.19	U	1.0	0.19	ug/L			12/30/11 08:30	1
cis-1,3-Dichloropropene	0.16	U	1.0	0.16	ug/L			12/30/11 08:30	1
trans-1,3-Dichloropropene	0.19	U	3.0	0.19	ug/L			12/30/11 08:30	1
Ethylbenzene	0.16	U	1.0	0.16	ug/L			12/30/11 08:30	1
Ethyl methacrylate	0.86	U	3.0	0.86	ug/L			12/30/11 08:30	1
2-Hexanone	1.7	U	5.0	1.7	ug/L			12/30/11 08:30	1
Isobutyl alcohol	37	U	110	37	ug/L			12/30/11 08:30	1
Methacrylonitrile	1.6	U	10	1.6	ug/L			12/30/11 08:30	1
Bromomethane	0.21	U	2.0	0.21	ug/L			12/30/11 08:30	1
Iodomethane	0.23	U	1.0	0.23	ug/L			12/30/11 08:30	1
Methyl methacrylate	1.1	U	4.0	1.1	ug/L			12/30/11 08:30	1
4-Methyl-2-pentanone (MIBK)	0.98	U	5.0	0.98	ug/L			12/30/11 08:30	1
Dibromomethane	0.17	U	1.0	0.17	ug/L			12/30/11 08:30	1
Chloromethane	0.30	U	2.0	0.30	ug/L			12/30/11 08:30	1
Methylene Chloride	0.330	I	2.0	0.32	ug/L			12/30/11 08:30	1
2-Butanone (MEK)	2.0	U	6.0	2.0	ug/L			12/30/11 08:30	1
Propionitrile	3.7	U	20	3.7	ug/L			12/30/11 08:30	1

Method: 8260B - Volatile Organic Compounds (GC/MS) (Continued)

Lab Sample ID: MB 280-101933/6
Matrix: Water
Analysis Batch: 101933

Client Sample ID: Method Blank
Prep Type: Total/NA

Analyte	MB Result	MB Qualifier	RL	MDL	Unit	D	Prepared	Analyzed	Dil Fac
Styrene	0.17	U	1.0	0.17	ug/L			12/30/11 08:30	1
1,1,1,2-Tetrachloroethane	0.21	U	1.0	0.21	ug/L			12/30/11 08:30	1
1,1,2,2-Tetrachloroethane	0.21	U	1.0	0.21	ug/L			12/30/11 08:30	1
Tetrachloroethene	0.20	U	1.0	0.20	ug/L			12/30/11 08:30	1
Toluene	0.17	U	1.0	0.17	ug/L			12/30/11 08:30	1
1,1,1-Trichloroethane	0.16	U	1.0	0.16	ug/L			12/30/11 08:30	1
1,1,2-Trichloroethane	0.27	U	1.0	0.27	ug/L			12/30/11 08:30	1
Trichloroethene	0.16	U	1.0	0.16	ug/L			12/30/11 08:30	1
Trichlorofluoromethane	0.29	U	2.0	0.29	ug/L			12/30/11 08:30	1
1,2,3-Trichloropropane	0.33	U	2.5	0.33	ug/L			12/30/11 08:30	1
Vinyl acetate	0.94	U	3.0	0.94	ug/L			12/30/11 08:30	1
Vinyl chloride	0.10	U	1.0	0.10	ug/L			12/30/11 08:30	1
Xylenes (total)	0.19	U	2.0	0.19	ug/L			12/30/11 08:30	1
Chlorobenzene	0.17	U	1.0	0.17	ug/L			12/30/11 08:30	1
1,2-Dichlorobenzene	0.15	U	1.0	0.15	ug/L			12/30/11 08:30	1
1,3-Dichlorobenzene	0.13	U	1.0	0.13	ug/L			12/30/11 08:30	1
1,4-Dichlorobenzene	0.16	U	1.0	0.16	ug/L			12/30/11 08:30	1

Surrogate	*MB %Recovery*	*MB Qualifier*	*Limits*	*Prepared*	*Analyzed*	*Dil Fac*
1,2-Dichloroethane-d4 (Surr)	*99*		*70 - 127*		*12/30/11 08:30*	*1*
Toluene-d8 (Surr)	*101*		*80 - 125*		*12/30/11 08:30*	*1*
Dibromofluoromethane (Surr)	*102*		*77 - 120*		*12/30/11 08:30*	*1*
4-Bromofluorobenzene (Surr)	*99*		*78 - 120*		*12/30/11 08:30*	*1*

Lab Sample ID: LCS 280-101933/4
Matrix: Water
Analysis Batch: 101933

Client Sample ID: Lab Control Sample
Prep Type: Total/NA

Analyte	Spike Added	LCS Result	LCS Qualifier	Unit	D	%Rec	%Rec. Limits
Benzene	5.00	4.74		ug/L		95	77 - 135
Bromodichloromethane	5.00	4.98		ug/L		100	78 - 135
Carbon tetrachloride	5.00	5.18		ug/L		104	80 - 135
Chloroform	5.00	5.04		ug/L		101	78 - 120
1,1-Dichloroethane	5.00	4.93		ug/L		99	77 - 135
1,1-Dichloroethene	5.00	5.91		ug/L		118	68 - 133
trans-1,2-Dichloroethene	5.00	5.57		ug/L		111	80 - 135
1,2-Dichloropropane	5.00	4.65		ug/L		93	76 - 120
Ethylbenzene	5.00	4.80		ug/L		96	78 - 120
Methylene Chloride	5.00	4.92		ug/L		98	60 - 135
Tetrachloroethene	5.00	5.14		ug/L		103	77 - 135
Toluene	5.00	4.86		ug/L		97	73 - 120
1,1,1-Trichloroethane	5.00	5.14		ug/L		103	78 - 135
Trichloroethene	5.00	4.92		ug/L		98	78 - 135
Chlorobenzene	5.00	4.81		ug/L		96	78 - 135
1,3-Dichlorobenzene	5.00	4.77		ug/L		95	75 - 135

Surrogate	*LCS %Recovery*	*LCS Qualifier*	*Limits*
1,2-Dichloroethane-d4 (Surr)	*101*		*70 - 127*
Toluene-d8 (Surr)	*106*		*80 - 125*

Method: 8260B - Volatile Organic Compounds (GC/MS) (Continued)

Lab Sample ID: LCS 280-101933/4
Matrix: Water
Analysis Batch: 101933

Client Sample ID: Lab Control Sample
Prep Type: Total/NA

Surrogate	LCS %Recovery	LCS Qualifier	Limits
Dibromofluoromethane (Surr)	*100*		*77 - 120*
4-Bromofluorobenzene (Surr)	*98*		*78 - 120*

Lab Sample ID: LCSD 280-101933/5
Matrix: Water
Analysis Batch: 101933

Client Sample ID: Lab Control Sample Dup
Prep Type: Total/NA

Analyte	Spike Added	LCSD Result	LCSD Qualifier	Unit	D	%Rec	%Rec. Limits	RPD	RPD Limit
Benzene	5.00	4.66		ug/L		93	77 - 135	2	20
Bromodichloromethane	5.00	4.85		ug/L		97	78 - 135	3	20
Carbon tetrachloride	5.00	5.08		ug/L		102	80 - 135	2	21
Chloroform	5.00	4.90		ug/L		98	78 - 120	3	20
1,1-Dichloroethane	5.00	4.80		ug/L		96	77 - 135	3	21
1,1-Dichloroethene	5.00	5.79		ug/L		116	68 - 133	2	20
trans-1,2-Dichloroethene	5.00	5.34		ug/L		107	80 - 135	4	24
1,2-Dichloropropane	5.00	4.55		ug/L		91	76 - 120	2	20
Ethylbenzene	5.00	4.67		ug/L		93	78 - 120	3	26
Methylene Chloride	5.00	4.80		ug/L		96	60 - 135	2	20
Tetrachloroethene	5.00	4.90		ug/L		98	77 - 135	5	20
Toluene	5.00	4.73		ug/L		95	73 - 120	3	20
1,1,1-Trichloroethane	5.00	5.03		ug/L		101	78 - 135	2	20
Trichloroethene	5.00	4.84		ug/L		97	78 - 135	2	20
Chlorobenzene	5.00	4.63		ug/L		93	78 - 135	4	20
1,3-Dichlorobenzene	5.00	4.49		ug/L		90	75 - 135	6	20

Surrogate	LCSD %Recovery	LCSD Qualifier	Limits
1,2-Dichloroethane-d4 (Surr)	*101*		*70 - 127*
Toluene-d8 (Surr)	*104*		*80 - 125*
Dibromofluoromethane (Surr)	*100*		*77 - 120*
4-Bromofluorobenzene (Surr)	*97*		*78 - 120*

Lab Sample ID: 280-24179-C-12 MS
Matrix: Water
Analysis Batch: 101933

Client Sample ID: Matrix Spike
Prep Type: Total/NA

Analyte	Sample Result	Sample Qualifier	Spike Added	MS Result	MS Qualifier	Unit	D	%Rec	%Rec. Limits
Benzene	0.16	U	5.00	4.69		ug/L		94	77 - 135
Bromodichloromethane	0.17	U	5.00	4.93		ug/L		99	78 - 135
Carbon tetrachloride	0.19	U	5.00	5.41		ug/L		108	80 - 135
Chloroform	0.16	U	5.00	5.10		ug/L		102	78 - 120
1,1-Dichloroethane	0.22	U	5.00	4.87		ug/L		97	77 - 135
1,1-Dichloroethene	0.23	U	5.00	6.10		ug/L		122	68 - 133
trans-1,2-Dichloroethene	0.15	U	5.00	5.58		ug/L		112	80 - 135
1,2-Dichloropropane	0.18	U	5.00	4.52		ug/L		90	76 - 120
Ethylbenzene	0.16	U	5.00	4.84		ug/L		97	78 - 120
Methylene Chloride	0.36	I V	5.00	4.99		ug/L		92	60 - 135
Tetrachloroethene	0.20	U	5.00	5.18		ug/L		104	77 - 135
Toluene	0.17	U	5.00	4.84		ug/L		97	73 - 120
1,1,1-Trichloroethane	0.16	U	5.00	5.17		ug/L		103	78 - 135

Method: 8260B - Volatile Organic Compounds (GC/MS) (Continued)

Lab Sample ID: 280-24179-C-12 MS — **Client Sample ID: Matrix Spike**
Matrix: Water — **Prep Type: Total/NA**
Analysis Batch: 101933

Analyte	Sample Result	Sample Qualifier	Spike Added	MS Result	MS Qualifier	Unit	D	%Rec	%Rec. Limits
Trichloroethene	0.16	U	5.00	4.94		ug/L		99	78 - 135
Chlorobenzene	0.17	U	5.00	4.72		ug/L		94	78 - 135
1,3-Dichlorobenzene	0.13	U	5.00	4.54		ug/L		91	75 - 135

Surrogate	*MS %Recovery*	*MS Qualifier*	*Limits*
1,2-Dichloroethane-d4 (Surr)	*102*		*70 - 127*
Toluene-d8 (Surr)	*105*		*80 - 125*
Dibromofluoromethane (Surr)	*100*		*77 - 120*
4-Bromofluorobenzene (Surr)	*97*		*78 - 120*

Lab Sample ID: 280-24179-C-12 MSD — **Client Sample ID: Matrix Spike Duplicate**
Matrix: Water — **Prep Type: Total/NA**
Analysis Batch: 101933

Analyte	Sample Result	Sample Qualifier	Spike Added	MSD Result	MSD Qualifier	Unit	D	%Rec	%Rec. Limits	RPD	RPD Limit
Benzene	0.16	U	5.00	4.62		ug/L		92	77 - 135	1	20
Bromodichloromethane	0.17	U	5.00	4.86		ug/L		97	78 - 135	1	20
Carbon tetrachloride	0.19	U	5.00	5.27		ug/L		105	80 - 135	3	21
Chloroform	0.16	U	5.00	5.05		ug/L		101	78 - 120	1	20
1,1-Dichloroethane	0.22	U	5.00	4.89		ug/L		98	77 - 135	1	21
1,1-Dichloroethene	0.23	U	5.00	5.95		ug/L		119	68 - 133	2	20
trans-1,2-Dichloroethene	0.15	U	5.00	5.49		ug/L		110	80 - 135	2	24
1,2-Dichloropropane	0.18	U	5.00	4.47		ug/L		89	76 - 120	1	20
Ethylbenzene	0.16	U	5.00	4.81		ug/L		96	78 - 120	1	26
Methylene Chloride	0.36	I V	5.00	5.04		ug/L		94	60 - 135	1	20
Tetrachloroethene	0.20	U	5.00	5.22		ug/L		104	77 - 135	1	20
Toluene	0.17	U	5.00	4.75		ug/L		95	73 - 120	2	20
1,1,1-Trichloroethane	0.16	U	5.00	5.11		ug/L		102	78 - 135	1	20
Trichloroethene	0.16	U	5.00	4.87		ug/L		97	78 - 135	1	20
Chlorobenzene	0.17	U	5.00	4.72		ug/L		94	78 - 135	0	20
1,3-Dichlorobenzene	0.13	U	5.00	4.56		ug/L		91	75 - 135	0	20

Surrogate	*MSD %Recovery*	*MSD Qualifier*	*Limits*
1,2-Dichloroethane-d4 (Surr)	*101*		*70 - 127*
Toluene-d8 (Surr)	*107*		*80 - 125*
Dibromofluoromethane (Surr)	*100*		*77 - 120*
4-Bromofluorobenzene (Surr)	*101*		*78 - 120*

Lab Sample ID: MB 280-102058/6 — **Client Sample ID: Method Blank**
Matrix: Water — **Prep Type: Total/NA**
Analysis Batch: 102058

Analyte	MB Result	MB Qualifier	RL	MDL	Unit	D	Prepared	Analyzed	Dil Fac
Acetone	1.9	U	20	1.9	ug/L			12/30/11 10:14	1
Acrylonitrile	1.4	U	20	1.4	ug/L			12/30/11 10:14	1
Benzene	0.16	U	1.0	0.16	ug/L			12/30/11 10:14	1
Bromochloromethane	0.10	U	1.0	0.10	ug/L			12/30/11 10:14	1
Bromodichloromethane	0.17	U	1.0	0.17	ug/L			12/30/11 10:14	1
Bromoform	0.19	U	1.0	0.19	ug/L			12/30/11 10:14	1

Method: 8260B - Volatile Organic Compounds (GC/MS) (Continued)

Lab Sample ID: MB 280-102058/6
Matrix: Water
Analysis Batch: 102058

Client Sample ID: Method Blank
Prep Type: Total/NA

Analyte	MB Result	MB Qualifier	RL	MDL	Unit	D	Prepared	Analyzed	Dil Fac
Carbon disulfide	0.45	U	2.0	0.45	ug/L			12/30/11 10:14	1
Carbon tetrachloride	0.19	U	1.0	0.19	ug/L			12/30/11 10:14	1
Chloroethane	0.41	U	2.0	0.41	ug/L			12/30/11 10:14	1
Chloroform	0.16	U	1.0	0.16	ug/L			12/30/11 10:14	1
Dibromochloromethane	0.17	U	1.0	0.17	ug/L			12/30/11 10:14	1
trans-1,4-Dichloro-2-butene	0.80	U	3.0	0.80	ug/L			12/30/11 10:14	1
1,1-Dichloroethane	0.22	U	1.0	0.22	ug/L			12/30/11 10:14	1
1,2-Dichloroethane	0.13	U	1.0	0.13	ug/L			12/30/11 10:14	1
1,1-Dichloroethene	0.23	U	1.0	0.23	ug/L			12/30/11 10:14	1
cis-1,2-Dichloroethene	0.15	U	1.0	0.15	ug/L			12/30/11 10:14	1
trans-1,2-Dichloroethene	0.15	U	1.0	0.15	ug/L			12/30/11 10:14	1
1,2-Dichloropropane	0.18	U	1.0	0.18	ug/L			12/30/11 10:14	1
cis-1,3-Dichloropropene	0.16	U	1.0	0.16	ug/L			12/30/11 10:14	1
trans-1,3-Dichloropropene	0.19	U	3.0	0.19	ug/L			12/30/11 10:14	1
Ethylbenzene	0.16	U	1.0	0.16	ug/L			12/30/11 10:14	1
2-Hexanone	1.7	U	5.0	1.7	ug/L			12/30/11 10:14	1
Bromomethane	0.21	U	2.0	0.21	ug/L			12/30/11 10:14	1
Iodomethane	0.23	U	1.0	0.23	ug/L			12/30/11 10:14	1
4-Methyl-2-pentanone (MIBK)	0.98	U	5.0	0.98	ug/L			12/30/11 10:14	1
Dibromomethane	0.17	U	1.0	0.17	ug/L			12/30/11 10:14	1
Chloromethane	0.30	U	2.0	0.30	ug/L			12/30/11 10:14	1
Methylene Chloride	0.363	I	2.0	0.32	ug/L			12/30/11 10:14	1
2-Butanone (MEK)	2.0	U	6.0	2.0	ug/L			12/30/11 10:14	1
Styrene	0.17	U	1.0	0.17	ug/L			12/30/11 10:14	1
1,1,1,2-Tetrachloroethane	0.21	U	1.0	0.21	ug/L			12/30/11 10:14	1
1,1,2,2-Tetrachloroethane	0.21	U	1.0	0.21	ug/L			12/30/11 10:14	1
Tetrachloroethene	0.20	U	1.0	0.20	ug/L			12/30/11 10:14	1
Toluene	0.17	U	1.0	0.17	ug/L			12/30/11 10:14	1
1,1,1-Trichloroethane	0.16	U	1.0	0.16	ug/L			12/30/11 10:14	1
1,1,2-Trichloroethane	0.27	U	1.0	0.27	ug/L			12/30/11 10:14	1
Trichloroethene	0.16	U	1.0	0.16	ug/L			12/30/11 10:14	1
Trichlorofluoromethane	0.29	U	2.0	0.29	ug/L			12/30/11 10:14	1
1,2,3-Trichloropropane	0.33	U	2.5	0.33	ug/L			12/30/11 10:14	1
Vinyl acetate	0.94	U	3.0	0.94	ug/L			12/30/11 10:14	1
Vinyl chloride	0.10	U	1.0	0.10	ug/L			12/30/11 10:14	1
Xylenes (total)	0.19	U	2.0	0.19	ug/L			12/30/11 10:14	1
Chlorobenzene	0.17	U	1.0	0.17	ug/L			12/30/11 10:14	1
1,2-Dichlorobenzene	0.15	U	1.0	0.15	ug/L			12/30/11 10:14	1
1,3-Dichlorobenzene	0.13	U	1.0	0.13	ug/L			12/30/11 10:14	1
1,4-Dichlorobenzene	0.16	U	1.0	0.16	ug/L			12/30/11 10:14	1

Surrogate	*MB %Recovery*	*MB Qualifier*	*Limits*	*Prepared*	*Analyzed*	*Dil Fac*
1,2-Dichloroethane-d4 (Surr)	*116*		*70 - 127*		*12/30/11 10:14*	*1*
Toluene-d8 (Surr)	*106*		*80 - 125*		*12/30/11 10:14*	*1*
Dibromofluoromethane (Surr)	*113*		*77 - 120*		*12/30/11 10:14*	*1*
4-Bromofluorobenzene (Surr)	*98*		*78 - 120*		*12/30/11 10:14*	*1*

Method: 8260B - Volatile Organic Compounds (GC/MS) (Continued)

Lab Sample ID: LCS 280-102058/4
Matrix: Water
Analysis Batch: 102058

Client Sample ID: Lab Control Sample
Prep Type: Total/NA

Analyte	Spike Added	LCS Result	LCS Qualifier	Unit	D	%Rec	%Rec. Limits
Benzene	5.00	4.83		ug/L		97	77 - 135
Bromodichloromethane	5.00	5.02		ug/L		100	78 - 135
Carbon tetrachloride	5.00	5.06		ug/L		101	80 - 135
Chloroform	5.00	5.20		ug/L		104	78 - 120
1,1-Dichloroethane	5.00	4.99		ug/L		100	77 - 135
1,1-Dichloroethene	5.00	5.48		ug/L		110	68 - 133
trans-1,2-Dichloroethene	5.00	4.92		ug/L		98	80 - 135
1,2-Dichloropropane	5.00	4.56		ug/L		91	76 - 120
Ethylbenzene	5.00	4.76		ug/L		95	78 - 120
Methylene Chloride	5.00	4.87		ug/L		97	60 - 135
Tetrachloroethene	5.00	5.15		ug/L		103	77 - 135
Toluene	5.00	4.85		ug/L		97	73 - 120
1,1,1-Trichloroethane	5.00	5.57		ug/L		111	78 - 135
Trichloroethene	5.00	4.82		ug/L		96	78 - 135
Chlorobenzene	5.00	4.64		ug/L		93	78 - 135
1,3-Dichlorobenzene	5.00	4.42		ug/L		88	75 - 135

Surrogate	*LCS %Recovery*	*LCS Qualifier*	*Limits*
1,2-Dichloroethane-d4 (Surr)	*116*		*70 - 127*
Toluene-d8 (Surr)	*109*		*80 - 125*
Dibromofluoromethane (Surr)	*110*		*77 - 120*
4-Bromofluorobenzene (Surr)	*98*		*78 - 120*

Lab Sample ID: LCSD 280-102058/5
Matrix: Water
Analysis Batch: 102058

Client Sample ID: Lab Control Sample Dup
Prep Type: Total/NA

Analyte	Spike Added	LCSD Result	LCSD Qualifier	Unit	D	%Rec	%Rec. Limits	RPD	RPD Limit
Benzene	5.00	4.82		ug/L		96	77 - 135	0	20
Bromodichloromethane	5.00	5.08		ug/L		102	78 - 135	1	20
Carbon tetrachloride	5.00	5.11		ug/L		102	80 - 135	1	21
Chloroform	5.00	5.17		ug/L		103	78 - 120	1	20
1,1-Dichloroethane	5.00	5.08		ug/L		102	77 - 135	2	21
1,1-Dichloroethene	5.00	5.57		ug/L		111	68 - 133	2	20
trans-1,2-Dichloroethene	5.00	4.94		ug/L		99	80 - 135	0	24
1,2-Dichloropropane	5.00	4.53		ug/L		91	76 - 120	1	20
Ethylbenzene	5.00	4.72		ug/L		94	78 - 120	1	26
Methylene Chloride	5.00	5.01		ug/L		100	60 - 135	3	20
Tetrachloroethene	5.00	5.21		ug/L		104	77 - 135	1	20
Toluene	5.00	4.91		ug/L		98	73 - 120	1	20
1,1,1-Trichloroethane	5.00	5.30		ug/L		106	78 - 135	5	20
Trichloroethene	5.00	5.04		ug/L		101	78 - 135	4	20
Chlorobenzene	5.00	4.69		ug/L		94	78 - 135	1	20
1,3-Dichlorobenzene	5.00	4.53		ug/L		91	75 - 135	3	20

Surrogate	*LCSD %Recovery*	*LCSD Qualifier*	*Limits*
1,2-Dichloroethane-d4 (Surr)	*116*		*70 - 127*
Toluene-d8 (Surr)	*108*		*80 - 125*
Dibromofluoromethane (Surr)	*111*		*77 - 120*

Method: 8260B - Volatile Organic Compounds (GC/MS) (Continued)

Lab Sample ID: LCSD 280-102058/5
Matrix: Water
Analysis Batch: 102058

Client Sample ID: Lab Control Sample Dup
Prep Type: Total/NA

Surrogate	LCSD %Recovery	LCSD Qualifier	Limits
4-Bromofluorobenzene (Surr)	100		78 - 120

Lab Sample ID: 280-24101-H-1 MS
Matrix: Water
Analysis Batch: 102058

Client Sample ID: Matrix Spike
Prep Type: Total/NA

Analyte	Sample Result	Sample Qualifier	Spike Added	MS Result	MS Qualifier	Unit	D	%Rec	%Rec. Limits
Benzene	0.16	U	5.00	4.73		ug/L		95	77 - 135
Bromodichloromethane	0.17	U	5.00	4.63		ug/L		93	78 - 135
Carbon tetrachloride	0.19	U	5.00	5.14		ug/L		103	80 - 135
Chloroform	0.16	U	5.00	5.00		ug/L		100	78 - 120
1,1-Dichloroethane	0.70	I	5.00	5.58		ug/L		98	77 - 135
1,1-Dichloroethene	0.23	U	5.00	5.53		ug/L		111	68 - 133
trans-1,2-Dichloroethene	0.34	I	5.00	5.05		ug/L		94	80 - 135
1,2-Dichloropropane	0.18	U	5.00	4.42		ug/L		88	76 - 120
Ethylbenzene	0.16	U	5.00	4.46		ug/L		89	78 - 120
Methylene Chloride	0.32	U	5.00	4.69		ug/L		94	60 - 135
Tetrachloroethene	0.20	U	5.00	5.51		ug/L		110	77 - 135
Toluene	0.17	U	5.00	4.64		ug/L		93	73 - 120
1,1,1-Trichloroethane	0.16	U	5.00	5.65		ug/L		113	78 - 135
Trichloroethene	0.16	U	5.00	4.90		ug/L		98	78 - 135
Chlorobenzene	0.17	U	5.00	4.58		ug/L		92	78 - 135
1,3-Dichlorobenzene	0.13	U	5.00	4.36		ug/L		87	75 - 135

Surrogate	MS %Recovery	MS Qualifier	Limits
1,2-Dichloroethane-d4 (Surr)	107		70 - 127
Toluene-d8 (Surr)	112		80 - 125
Dibromofluoromethane (Surr)	108		77 - 120
4-Bromofluorobenzene (Surr)	99		78 - 120

Lab Sample ID: 280-24101-H-1 MSD
Matrix: Water
Analysis Batch: 102058

Client Sample ID: Matrix Spike Duplicate
Prep Type: Total/NA

Analyte	Sample Result	Sample Qualifier	Spike Added	MSD Result	MSD Qualifier	Unit	D	%Rec	%Rec. Limits	RPD	RPD Limit
Benzene	0.16	U	5.00	5.17		ug/L		103	77 - 135	9	20
Bromodichloromethane	0.17	U	5.00	5.12		ug/L		102	78 - 135	10	20
Carbon tetrachloride	0.19	U	5.00	5.62		ug/L		112	80 - 135	9	21
Chloroform	0.16	U	5.00	5.65		ug/L		113	78 - 120	12	20
1,1-Dichloroethane	0.70	I	5.00	5.91		ug/L		104	77 - 135	6	21
1,1-Dichloroethene	0.23	U	5.00	6.07		ug/L		121	68 - 133	9	20
trans-1,2-Dichloroethene	0.34	I	5.00	5.35		ug/L		100	80 - 135	6	24
1,2-Dichloropropane	0.18	U	5.00	4.85		ug/L		97	76 - 120	9	20
Ethylbenzene	0.16	U	5.00	4.92		ug/L		98	78 - 120	10	26
Methylene Chloride	0.32	U	5.00	5.59		ug/L		112	60 - 135	17	20
Tetrachloroethene	0.20	U	5.00	5.46		ug/L		109	77 - 135	1	20
Toluene	0.17	U	5.00	4.88		ug/L		98	73 - 120	5	20
1,1,1-Trichloroethane	0.16	U	5.00	6.05		ug/L		121	78 - 135	7	20
Trichloroethene	0.16	U	5.00	5.31		ug/L		106	78 - 135	8	20

Method: 8260B - Volatile Organic Compounds (GC/MS) (Continued)

Lab Sample ID: 280-24101-H-1 MSD
Matrix: Water
Analysis Batch: 102058

Client Sample ID: Matrix Spike Duplicate
Prep Type: Total/NA

Analyte	Sample Result	Sample Qualifier	Spike Added	MSD Result	MSD Qualifier	Unit	D	%Rec	%Rec. Limits	RPD	RPD Limit
Chlorobenzene	0.17	U	5.00	4.80		ug/L		96	78 - 135	5	20
1,3-Dichlorobenzene	0.13	U	5.00	4.42		ug/L		88	75 - 135	1	20

Surrogate	*MSD %Recovery*	*MSD Qualifier*	*Limits*
1,2-Dichloroethane-d4 (Surr)	*115*		*70 - 127*
Toluene-d8 (Surr)	*105*		*80 - 125*
Dibromofluoromethane (Surr)	*112*		*77 - 120*
4-Bromofluorobenzene (Surr)	*96*		*78 - 120*

Method: 8270C - Semivolatile Organic Compounds (GC/MS)

Lab Sample ID: MB 280-101313/1-A
Matrix: Water
Analysis Batch: 101928

Client Sample ID: Method Blank
Prep Type: Total/NA
Prep Batch: 101313

Analyte	MB Result	MB Qualifier	RL	MDL	Unit	D	Prepared	Analyzed	Dil Fac
Acenaphthene	0.28	U	4.0	0.28	ug/L		12/23/11 13:13	12/29/11 14:17	1
Acenaphthylene	0.49	U	4.0	0.49	ug/L		12/23/11 13:13	12/29/11 14:17	1
Acetophenone	0.24	U	10	0.24	ug/L		12/23/11 13:13	12/29/11 14:17	1
2-Acetylaminofluorene	7.0	U	100	7.0	ug/L		12/23/11 13:13	12/29/11 14:17	1
4-Aminobiphenyl	4.5	U	50	4.5	ug/L		12/23/11 13:13	12/29/11 14:17	1
Anthracene	0.42	U	4.0	0.42	ug/L		12/23/11 13:13	12/29/11 14:17	1
Benz(a)anthracene	0.35	U	4.0	0.35	ug/L		12/23/11 13:13	12/29/11 14:17	1
Benzo(b)fluoranthene	0.53	U	4.0	0.53	ug/L		12/23/11 13:13	12/29/11 14:17	1
Benzo(k)fluoranthene	0.46	U	4.0	0.46	ug/L		12/23/11 13:13	12/29/11 14:17	1
Benzo(ghi)perylene	0.50	U	4.0	0.50	ug/L		12/23/11 13:13	12/29/11 14:17	1
Benzo(a)pyrene	0.31	U	4.0	0.31	ug/L		12/23/11 13:13	12/29/11 14:17	1
Benzyl alcohol	0.23	U	10	0.23	ug/L		12/23/11 13:13	12/29/11 14:17	1
Dinoseb	4.0	U	20	4.0	ug/L		12/23/11 13:13	12/29/11 14:17	1
Bis(2-chloroethoxy)methane	0.97	U	10	0.97	ug/L		12/23/11 13:13	12/29/11 14:17	1
2,2'-oxybis(1-chloropropane)	0.28	U	10	0.28	ug/L		12/23/11 13:13	12/29/11 14:17	1
4-Bromophenyl phenyl ether	0.43	U	10	0.43	ug/L		12/23/11 13:13	12/29/11 14:17	1
Butyl benzyl phthalate	1.0	U	4.0	1.0	ug/L		12/23/11 13:13	12/29/11 14:17	1
4-Chloroaniline	2.1	U	10	2.1	ug/L		12/23/11 13:13	12/29/11 14:17	1
Chlorobenzilate	0.66	U	10	0.66	ug/L		12/23/11 13:13	12/29/11 14:17	1
4-Chloro-3-methylphenol	2.4	U	10	2.4	ug/L		12/23/11 13:13	12/29/11 14:17	1
2-Chloronaphthalene	0.26	U	4.0	0.26	ug/L		12/23/11 13:13	12/29/11 14:17	1
2-Chlorophenol	2.0	U	10	2.0	ug/L		12/23/11 13:13	12/29/11 14:17	1
4-Chlorophenyl phenyl ether	1.7	U	10	1.7	ug/L		12/23/11 13:13	12/29/11 14:17	1
Chrysene	0.54	U	4.0	0.54	ug/L		12/23/11 13:13	12/29/11 14:17	1
3-Methylphenol & 4-Methylphenol	0.25	U	10	0.25	ug/L		12/23/11 13:13	12/29/11 14:17	1
2-Methylphenol	0.98	U	10	0.98	ug/L		12/23/11 13:13	12/29/11 14:17	1
Diallate	0.56	U	5.6	0.56	ug/L		12/23/11 13:13	12/29/11 14:17	1
Dibenz(a,h)anthracene	0.51	U	4.0	0.51	ug/L		12/23/11 13:13	12/29/11 14:17	1
Dibenzofuran	0.29	U	4.0	0.29	ug/L		12/23/11 13:13	12/29/11 14:17	1
Di-n-butyl phthalate	1.2	U	4.0	1.2	ug/L		12/23/11 13:13	12/29/11 14:17	1
3,3'-Dimethylbenzidine	4.0	U	20	4.0	ug/L		12/23/11 13:13	12/29/11 14:17	1
2,4-Dichlorophenol	0.64	U	10	0.64	ug/L		12/23/11 13:13	12/29/11 14:17	1
2,6-Dichlorophenol	1.4	U	10	1.4	ug/L		12/23/11 13:13	12/29/11 14:17	1

Method: 8270C - Semivolatile Organic Compounds (GC/MS) (Continued)

Lab Sample ID: MB 280-101313/1-A
Matrix: Water
Analysis Batch: 101928

Client Sample ID: Method Blank
Prep Type: Total/NA
Prep Batch: 101313

Analyte	MB Result	MB Qualifier	RL	MDL	Unit	D	Prepared	Analyzed	Dil Fac
Diethyl phthalate	0.38	U	4.0	0.38	ug/L		12/23/11 13:13	12/29/11 14:17	1
4-Dimethylaminoazobenzene	2.0	U	20	2.0	ug/L		12/23/11 13:13	12/29/11 14:17	1
7,12-Dimethylbenz(a)anthracene	1.6	U	20	1.6	ug/L		12/23/11 13:13	12/29/11 14:17	1
3,3'-Dichlorobenzidine	2.0	U	50	2.0	ug/L		12/23/11 13:13	12/29/11 14:17	1
2,4-Dimethylphenol	0.58	U	10	0.58	ug/L		12/23/11 13:13	12/29/11 14:17	1
Dimethyl phthalate	0.21	U	4.0	0.21	ug/L		12/23/11 13:13	12/29/11 14:17	1
1,3-Dinitrobenzene	2.0	U	10	2.0	ug/L		12/23/11 13:13	12/29/11 14:17	1
4,6-Dinitro-2-methylphenol	4.0	U	50	4.0	ug/L		12/23/11 13:13	12/29/11 14:17	1
2,4-Dinitrotoluene	1.7	U	10	1.7	ug/L		12/23/11 13:13	12/29/11 14:17	1
2,4-Dinitrophenol	10	U	30	10	ug/L		12/23/11 13:13	12/29/11 14:17	1
2,6-Dinitrotoluene	1.9	U	10	1.9	ug/L		12/23/11 13:13	12/29/11 14:17	1
Di-n-octyl phthalate	0.35	U	4.0	0.35	ug/L		12/23/11 13:13	12/29/11 14:17	1
Diphenylamine	1.1	U	10	1.1	ug/L		12/23/11 13:13	12/29/11 14:17	1
Ethyl methanesulfonate	0.94	U	10	0.94	ug/L		12/23/11 13:13	12/29/11 14:17	1
Fluorene	0.31	U	4.0	0.31	ug/L		12/23/11 13:13	12/29/11 14:17	1
Fluoranthene	0.20	U	4.0	0.20	ug/L		12/23/11 13:13	12/29/11 14:17	1
Hexachlorobenzene	0.66	U	10	0.66	ug/L		12/23/11 13:13	12/29/11 14:17	1
Hexachlorobutadiene	3.3	U	10	3.3	ug/L		12/23/11 13:13	12/29/11 14:17	1
Hexachlorocyclopentadiene	1.5	U	50	1.5	ug/L		12/23/11 13:13	12/29/11 14:17	1
Hexachloroethane	2.1	U	10	2.1	ug/L		12/23/11 13:13	12/29/11 14:17	1
Hexachloropropene	2.0	U	100	2.0	ug/L		12/23/11 13:13	12/29/11 14:17	1
Indeno(1,2,3-cd)pyrene	0.65	U	4.0	0.65	ug/L		12/23/11 13:13	12/29/11 14:17	1
Isophorone	0.21	U	10	0.21	ug/L		12/23/11 13:13	12/29/11 14:17	1
Isosafrole	1.0	U	3.5	1.0	ug/L		12/23/11 13:13	12/29/11 14:17	1
Methapyrilene	20	U	50	20	ug/L		12/23/11 13:13	12/29/11 14:17	1
3-Methylcholanthrene	1.7	U	20	1.7	ug/L		12/23/11 13:13	12/29/11 14:17	1
Methyl methanesulfonate	1.0	U	10	1.0	ug/L		12/23/11 13:13	12/29/11 14:17	1
2-Methylnaphthalene	0.29	U	4.0	0.29	ug/L		12/23/11 13:13	12/29/11 14:17	1
Naphthalene	0.29	U	4.0	0.29	ug/L		12/23/11 13:13	12/29/11 14:17	1
1,4-Naphthoquinone	14	U	50	14	ug/L		12/23/11 13:13	12/29/11 14:17	1
1-Naphthylamine	3.1	U	10	3.1	ug/L		12/23/11 13:13	12/29/11 14:17	1
Safrole	1.1	U	20	1.1	ug/L		12/23/11 13:13	12/29/11 14:17	1
2-Naphthylamine	3.1	U	10	3.1	ug/L		12/23/11 13:13	12/29/11 14:17	1
2-Nitroaniline	1.7	U	10	1.7	ug/L		12/23/11 13:13	12/29/11 14:17	1
3-Nitroaniline	2.0	U	10	2.0	ug/L		12/23/11 13:13	12/29/11 14:17	1
4-Nitroaniline	2.0	U	10	2.0	ug/L		12/23/11 13:13	12/29/11 14:17	1
Nitrobenzene	0.81	U	10	0.81	ug/L		12/23/11 13:13	12/29/11 14:17	1
2-Nitrophenol	0.39	U	10	0.39	ug/L		12/23/11 13:13	12/29/11 14:17	1
4-Nitrophenol	1.2	U	10	1.2	ug/L		12/23/11 13:13	12/29/11 14:17	1
N-Nitrosodi-n-butylamine	1.2	U	10	1.2	ug/L		12/23/11 13:13	12/29/11 14:17	1
N-Nitrosodiethylamine	1.7	U	10	1.7	ug/L		12/23/11 13:13	12/29/11 14:17	1
N-Nitrosodimethylamine	0.29	U	10	0.29	ug/L		12/23/11 13:13	12/29/11 14:17	1
N-Nitrosodiphenylamine	0.44	U	10	0.44	ug/L		12/23/11 13:13	12/29/11 14:17	1
N-Nitrosodi-n-propylamine	0.35	U	10	0.35	ug/L		12/23/11 13:13	12/29/11 14:17	1
N-Nitrosopiperidine	2.0	U	10	2.0	ug/L		12/23/11 13:13	12/29/11 14:17	1
N-Nitrosopyrrolidine	0.80	U	10	0.80	ug/L		12/23/11 13:13	12/29/11 14:17	1
Pentachlorobenzene	2.0	U	10	2.0	ug/L		12/23/11 13:13	12/29/11 14:17	1
Pentachloronitrobenzene	2.0	U	50	2.0	ug/L		12/23/11 13:13	12/29/11 14:17	1
Pentachlorophenol	20	U	50	20	ug/L		12/23/11 13:13	12/29/11 14:17	1
5-Nitro-o-toluidine	1.4	U	20	1.4	ug/L		12/23/11 13:13	12/29/11 14:17	1

Method: 8270C - Semivolatile Organic Compounds (GC/MS) (Continued)

Lab Sample ID: MB 280-101313/1-A — **Client Sample ID: Method Blank**
Matrix: Water — **Prep Type: Total/NA**
Analysis Batch: 101928 — **Prep Batch: 101313**

Analyte	MB Result	MB Qualifier	RL	MDL	Unit	D	Prepared	Analyzed	Dil Fac
N-Nitrosomethylethylamine	1.8	U	10	1.8	ug/L		12/23/11 13:13	12/29/11 14:17	1
Phenol	2.0	U	10	2.0	ug/L		12/23/11 13:13	12/29/11 14:17	1
Phenacetin	1.1	U	20	1.1	ug/L		12/23/11 13:13	12/29/11 14:17	1
Phenanthrene	0.26	U	4.0	0.26	ug/L		12/23/11 13:13	12/29/11 14:17	1
4-Phenylenediamine	5.0	U	100	5.0	ug/L		12/23/11 13:13	12/29/11 14:17	1
Pyrene	0.37	U	10	0.37	ug/L		12/23/11 13:13	12/29/11 14:17	1
o-Toluidine	1.4	U	10	1.4	ug/L		12/23/11 13:13	12/29/11 14:17	1
1,2,4-Trichlorobenzene	0.28	U	4.0	0.28	ug/L		12/23/11 13:13	12/29/11 14:17	1
2,4,6-Trichlorophenol	0.29	U	10	0.29	ug/L		12/23/11 13:13	12/29/11 14:17	1
2,4,5-Trichlorophenol	0.45	U	10	0.45	ug/L		12/23/11 13:13	12/29/11 14:17	1
1,3,5-Trinitrobenzene	4.0	U	50	4.0	ug/L		12/23/11 13:13	12/29/11 14:17	1
O,O,O-Triethyl phosphorothioate	2.0	U	50	2.0	ug/L		12/23/11 13:13	12/29/11 14:17	1
Thionazin	0.86	U	50	0.86	ug/L		12/23/11 13:13	12/29/11 14:17	1
1,2,4,5-Tetrachlorobenzene	1.7	U	10	1.7	ug/L		12/23/11 13:13	12/29/11 14:17	1
2,3,4,6-Tetrachlorophenol	2.0	U	50	2.0	ug/L		12/23/11 13:13	12/29/11 14:17	1
Pronamide	2.0	U	20	2.0	ug/L		12/23/11 13:13	12/29/11 14:17	1
Phorate	2.0	U	50	2.0	ug/L		12/23/11 13:13	12/29/11 14:17	1
Dimethoate	1.1	U	20	1.1	ug/L		12/23/11 13:13	12/29/11 14:17	1
Disulfoton	1.1	U	50	1.1	ug/L		12/23/11 13:13	12/29/11 14:17	1
Methyl parathion	3.2	U	50	3.2	ug/L		12/23/11 13:13	12/29/11 14:17	1
Isodrin	1.8	U	10	1.8	ug/L		12/23/11 13:13	12/29/11 14:17	1
Famphur	1.5	U	100	1.5	ug/L		12/23/11 13:13	12/29/11 14:17	1
Bis(2-ethylhexyl) phthalate	0.56	U	10	0.56	ug/L		12/23/11 13:13	12/29/11 14:17	1
bis(2-Chloroethyl) ether	0.41	U	10	0.41	ug/L		12/23/11 13:13	12/29/11 14:17	1
Ethyl Parathion	2.0	U	50	2.0	ug/L		12/23/11 13:13	12/29/11 14:17	1

Surrogate	*MB %Recovery*	*MB Qualifier*	*Limits*	*Prepared*	*Analyzed*	*Dil Fac*
2-Fluorophenol	*84*		*51 - 120*	*12/23/11 13:13*	*12/29/11 14:17*	*1*
2-Fluorobiphenyl	*67*		*38 - 120*	*12/23/11 13:13*	*12/29/11 14:17*	*1*
Nitrobenzene-d5	*91*		*48 - 120*	*12/23/11 13:13*	*12/29/11 14:17*	*1*
Phenol-d5	*95*		*51 - 120*	*12/23/11 13:13*	*12/29/11 14:17*	*1*
Terphenyl-d14	*115*		*50 - 120*	*12/23/11 13:13*	*12/29/11 14:17*	*1*
2,4,6-Tribromophenol	*100*		*57 - 120*	*12/23/11 13:13*	*12/29/11 14:17*	*1*

Lab Sample ID: LCS 280-101313/2-A — **Client Sample ID: Lab Control Sample**
Matrix: Water — **Prep Type: Total/NA**
Analysis Batch: 101928 — **Prep Batch: 101313**

Analyte	Spike Added	LCS Result	LCS Qualifier	Unit	D	%Rec	%Rec. Limits
Acenaphthene	80.0	65.2		ug/L		82	45 - 120
Anthracene	80.0	81.7		ug/L		102	56 - 120
4-Chloro-3-methylphenol	80.0	78.8		ug/L		99	63 - 120
2-Chlorophenol	80.0	68.0		ug/L		85	57 - 120
2-Methylphenol	80.0	65.7		ug/L		82	50 - 120
1,4-Dichlorobenzene	80.0	40.1		ug/L		50	27 - 120
2,4-Dinitrotoluene	80.0	83.6		ug/L		105	51 - 120
2-Methylnaphthalene	80.0	48.8		ug/L		61	32 - 120
4-Nitrophenol	80.0	80.8		ug/L		101	49 - 124
N-Nitrosodi-n-propylamine	80.0	79.1		ug/L		99	50 - 120

Method: 8270C - Semivolatile Organic Compounds (GC/MS) (Continued)

Lab Sample ID: LCS 280-101313/2-A — **Client Sample ID: Lab Control Sample**
Matrix: Water — **Prep Type: Total/NA**
Analysis Batch: 101928 — **Prep Batch: 101313**

Analyte	Spike Added	LCS Result	LCS Qualifier	Unit	D	%Rec	%Rec. Limits
Pentachlorophenol	80.0	74.0		ug/L		93	40 - 120
Phenol	80.0	66.3		ug/L		83	52 - 120
Pyrene	80.0	73.8		ug/L		92	56 - 120
1,2,4-Trichlorobenzene	80.0	39.8		ug/L		50	23 - 120
2,4,6-Trichlorophenol	80.0	81.0		ug/L		101	52 - 120
Carbazole	80.0	85.2		ug/L		106	48 - 120

Surrogate	*LCS %Recovery*	*LCS Qualifier*	*Limits*
2-Fluorophenol	*78*		*51 - 120*
2-Fluorobiphenyl	*74*		*38 - 120*
Nitrobenzene-d5	*84*		*48 - 120*
Phenol-d5	*85*		*51 - 120*
Terphenyl-d14	*95*		*50 - 120*
2,4,6-Tribromophenol	*111*		*57 - 120*

Lab Sample ID: LCSD 280-101313/3-A — **Client Sample ID: Lab Control Sample Dup**
Matrix: Water — **Prep Type: Total/NA**
Analysis Batch: 101928 — **Prep Batch: 101313**

Analyte	Spike Added	LCSD Result	LCSD Qualifier	Unit	D	%Rec	%Rec. Limits	RPD	RPD Limit
Acenaphthene	80.0	63.3		ug/L		79	45 - 120	3	30
Anthracene	80.0	82.2		ug/L		103	56 - 120	1	30
4-Chloro-3-methylphenol	80.0	80.7		ug/L		101	63 - 120	2	30
2-Chlorophenol	80.0	76.9		ug/L		96	57 - 120	12	30
2-Methylphenol	80.0	73.4		ug/L		92	50 - 120	11	30
1,4-Dichlorobenzene	80.0	46.4		ug/L		58	27 - 120	15	52
2,4-Dinitrotoluene	80.0	84.4		ug/L		106	51 - 120	1	32
2-Methylnaphthalene	80.0	49.9		ug/L		62	32 - 120	2	32
4-Nitrophenol	80.0	83.2		ug/L		104	49 - 124	3	35
N-Nitrosodi-n-propylamine	80.0	88.9		ug/L		111	50 - 120	12	30
Pentachlorophenol	80.0	71.8		ug/L		90	40 - 120	3	33
Phenol	80.0	78.3		ug/L		98	52 - 120	17	42
Pyrene	80.0	74.2		ug/L		93	56 - 120	0	30
1,2,4-Trichlorobenzene	80.0	42.6		ug/L		53	23 - 120	7	42
2,4,6-Trichlorophenol	80.0	83.7		ug/L		105	52 - 120	3	30
Carbazole	80.0	86.4		ug/L		108	48 - 120	1	30

Surrogate	*LCSD %Recovery*	*LCSD Qualifier*	*Limits*
2-Fluorophenol	*88*		*51 - 120*
2-Fluorobiphenyl	*74*		*38 - 120*
Nitrobenzene-d5	*92*		*48 - 120*
Phenol-d5	*96*		*51 - 120*
Terphenyl-d14	*100*		*50 - 120*
2,4,6-Tribromophenol	*111*		*57 - 120*

Method: 504.1 - EDB, DBCP and 1,2,3-TCP (GC)

Lab Sample ID: MB 280-101270/4-A — **Client Sample ID: Method Blank**
Matrix: Water — **Prep Type: Total/NA**
Analysis Batch: 101407 — **Prep Batch: 101270**

Analyte	MB Result	MB Qualifier	RL	MDL	Unit	D	Prepared	Analyzed	Dil Fac
1,2-Dibromoethane	0.0037	U	0.020	0.0037	ug/L		12/23/11 10:05	12/23/11 19:51	1
1,2-Dibromo-3-Chloropropane	0.0068	U	0.020	0.0068	ug/L		12/23/11 10:05	12/23/11 19:51	1

Surrogate	*MB %Recovery*	*MB Qualifier*	*Limits*	*Prepared*	*Analyzed*	*Dil Fac*
1,2-Dibromopropane	*91*		*70 - 130*	*12/23/11 10:05*	*12/23/11 19:51*	*1*

Lab Sample ID: LCS 280-101270/2-A — **Client Sample ID: Lab Control Sample**
Matrix: Water — **Prep Type: Total/NA**
Analysis Batch: 101407 — **Prep Batch: 101270**

Analyte	Spike Added	LCS Result	LCS Qualifier	Unit	D	%Rec	%Rec. Limits
1,2-Dibromoethane	0.250	0.225		ug/L		90	70 - 130
1,2-Dibromo-3-Chloropropane	0.250	0.186		ug/L		74	70 - 130

Surrogate	*LCS %Recovery*	*LCS Qualifier*	*Limits*
1,2-Dibromopropane	*93*		*70 - 130*

Lab Sample ID: LCSD 280-101270/3-A — **Client Sample ID: Lab Control Sample Dup**
Matrix: Water — **Prep Type: Total/NA**
Analysis Batch: 101407 — **Prep Batch: 101270**

Analyte	Spike Added	LCSD Result	LCSD Qualifier	Unit	D	%Rec	%Rec. Limits	RPD	RPD Limit
1,2-Dibromoethane	0.250	0.226		ug/L		90	70 - 130	1	30
1,2-Dibromo-3-Chloropropane	0.250	0.186		ug/L		75	70 - 130	0	30

Surrogate	*LCSD %Recovery*	*LCSD Qualifier*	*Limits*
1,2-Dibromopropane	*86*		*70 - 130*

Lab Sample ID: LLCS 280-101270/1-A — **Client Sample ID: Lab Control Sample**
Matrix: Water — **Prep Type: Total/NA**
Analysis Batch: 101407 — **Prep Batch: 101270**

Analyte	Spike Added	LLCS Result	LLCS Qualifier	Unit	D	%Rec	%Rec. Limits
1,2-Dibromoethane	0.0200	0.0146	I	ug/L		73	70 - 130
1,2-Dibromo-3-Chloropropane	0.0200	0.0178	I	ug/L		89	70 - 130

Surrogate	*LLCS %Recovery*	*LLCS Qualifier*	*Limits*
1,2-Dibromopropane	*85*		*70 - 130*

Lab Sample ID: MB 280-101441/4-A — **Client Sample ID: Method Blank**
Matrix: Water — **Prep Type: Total/NA**
Analysis Batch: 101629 — **Prep Batch: 101441**

Analyte	MB Result	MB Qualifier	RL	MDL	Unit	D	Prepared	Analyzed	Dil Fac
1,2-Dibromoethane	0.0037	U	0.020	0.0037	ug/L		12/27/11 09:02	12/27/11 12:22	1
1,2-Dibromo-3-Chloropropane	0.0068	U	0.020	0.0068	ug/L		12/27/11 09:02	12/27/11 12:22	1

Method: 504.1 - EDB, DBCP and 1,2,3-TCP (GC) (Continued)

Lab Sample ID: MB 280-101441/4-A — **Client Sample ID: Method Blank**
Matrix: Water — **Prep Type: Total/NA**
Analysis Batch: 101629 — **Prep Batch: 101441**

Surrogate	MB %Recovery	MB Qualifier	Limits	Prepared	Analyzed	Dil Fac
1,2-Dibromopropane	121		70 - 130	12/27/11 09:02	12/27/11 12:22	1

Lab Sample ID: LCS 280-101441/2-A — **Client Sample ID: Lab Control Sample**
Matrix: Water — **Prep Type: Total/NA**
Analysis Batch: 101629 — **Prep Batch: 101441**

Analyte	Spike Added	LCS Result	LCS Qualifier	Unit	D	%Rec	%Rec. Limits
1,2-Dibromoethane	0.250	0.276		ug/L		110	70 - 130
1,2-Dibromo-3-Chloropropane	0.250	0.236		ug/L		95	70 - 130

Surrogate	LCS %Recovery	LCS Qualifier	Limits
1,2-Dibromopropane	103		70 - 130

Lab Sample ID: LCSD 280-101441/3-A — **Client Sample ID: Lab Control Sample Dup**
Matrix: Water — **Prep Type: Total/NA**
Analysis Batch: 101629 — **Prep Batch: 101441**

Analyte	Spike Added	LCSD Result	LCSD Qualifier	Unit	D	%Rec	%Rec. Limits	RPD	RPD Limit
1,2-Dibromoethane	0.250	0.273		ug/L		109	70 - 130	1	30
1,2-Dibromo-3-Chloropropane	0.250	0.237		ug/L		95	70 - 130	0	30

Surrogate	LCSD %Recovery	LCSD Qualifier	Limits
1,2-Dibromopropane	113		70 - 130

Lab Sample ID: LLCS 280-101441/1-A — **Client Sample ID: Lab Control Sample**
Matrix: Water — **Prep Type: Total/NA**
Analysis Batch: 101629 — **Prep Batch: 101441**

Analyte	Spike Added	LLCS Result	LLCS Qualifier	Unit	D	%Rec	%Rec. Limits
1,2-Dibromoethane	0.0200	0.0166	I	ug/L		83	70 - 130
1,2-Dibromo-3-Chloropropane	0.0200	0.0141	I	ug/L		71	70 - 130

Surrogate	LLCS %Recovery	LLCS Qualifier	Limits
1,2-Dibromopropane	98		70 - 130

Lab Sample ID: MB 280-101442/4-A — **Client Sample ID: Method Blank**
Matrix: Water — **Prep Type: Total/NA**
Analysis Batch: 101629 — **Prep Batch: 101442**

Analyte	MB Result	MB Qualifier	RL	MDL	Unit	D	Prepared	Analyzed	Dil Fac
1,2-Dibromoethane	0.0037	U	0.020	0.0037	ug/L		12/27/11 09:04	12/28/11 06:51	1
1,2-Dibromo-3-Chloropropane	0.0068	U	0.020	0.0068	ug/L		12/27/11 09:04	12/28/11 06:51	1

Surrogate	MB %Recovery	MB Qualifier	Limits	Prepared	Analyzed	Dil Fac
1,2-Dibromopropane	106		70 - 130	12/27/11 09:04	12/28/11 06:51	1

Method: 504.1 - EDB, DBCP and 1,2,3-TCP (GC) (Continued)

Lab Sample ID: LCS 280-101442/2-A — **Client Sample ID: Lab Control Sample**
Matrix: Water — **Prep Type: Total/NA**
Analysis Batch: 101629 — **Prep Batch: 101442**

Analyte	Spike Added	LCS Result	LCS Qualifier	Unit	D	%Rec	%Rec. Limits
1,2-Dibromoethane	0.250	0.274		ug/L		109	70 - 130
1,2-Dibromo-3-Chloropropane	0.250	0.243		ug/L		97	70 - 130

Surrogate	*LCS %Recovery*	*LCS Qualifier*	*Limits*
1,2-Dibromopropane	*114*		*70 - 130*

Lab Sample ID: LCSD 280-101442/3-A — **Client Sample ID: Lab Control Sample Dup**
Matrix: Water — **Prep Type: Total/NA**
Analysis Batch: 101629 — **Prep Batch: 101442**

Analyte	Spike Added	LCSD Result	LCSD Qualifier	Unit	D	%Rec	%Rec. Limits	RPD	RPD Limit
1,2-Dibromoethane	0.250	0.273		ug/L		109	70 - 130	0	30
1,2-Dibromo-3-Chloropropane	0.250	0.245		ug/L		98	70 - 130	1	30

Surrogate	*LCSD %Recovery*	*LCSD Qualifier*	*Limits*
1,2-Dibromopropane	*115*		*70 - 130*

Lab Sample ID: LLCS 280-101442/1-A — **Client Sample ID: Lab Control Sample**
Matrix: Water — **Prep Type: Total/NA**
Analysis Batch: 101629 — **Prep Batch: 101442**

Analyte	Spike Added	LLCS Result	LLCS Qualifier	Unit	D	%Rec	%Rec. Limits
1,2-Dibromoethane	0.0200	0.0167	I	ug/L		84	70 - 130
1,2-Dibromo-3-Chloropropane	0.0200	0.0185	I	ug/L		92	70 - 130

Surrogate	*LLCS %Recovery*	*LLCS Qualifier*	*Limits*
1,2-Dibromopropane	*118*		*70 - 130*

Lab Sample ID: MB 280-101879/4-A — **Client Sample ID: Method Blank**
Matrix: Water — **Prep Type: Total/NA**
Analysis Batch: 102025 — **Prep Batch: 101879**

Analyte	MB Result	MB Qualifier	RL	MDL	Unit	D	Prepared	Analyzed	Dil Fac
1,2-Dibromoethane	0.0037	U	0.020	0.0037	ug/L		12/30/11 07:47	12/30/11 10:29	1
1,2-Dibromo-3-Chloropropane	0.0068	U	0.020	0.0068	ug/L		12/30/11 07:47	12/30/11 10:29	1

Surrogate	*MB %Recovery*	*MB Qualifier*	*Limits*	*Prepared*	*Analyzed*	*Dil Fac*
1,2-Dibromopropane	*101*		*70 - 130*	*12/30/11 07:47*	*12/30/11 10:29*	*1*

Lab Sample ID: LCS 280-101879/2-A — **Client Sample ID: Lab Control Sample**
Matrix: Water — **Prep Type: Total/NA**
Analysis Batch: 102025 — **Prep Batch: 101879**

Analyte	Spike Added	LCS Result	LCS Qualifier	Unit	D	%Rec	%Rec. Limits
1,2-Dibromoethane	0.250	0.252		ug/L		101	70 - 130
1,2-Dibromo-3-Chloropropane	0.250	0.226		ug/L		90	70 - 130

Method: 504.1 - EDB, DBCP and 1,2,3-TCP (GC) (Continued)

Lab Sample ID: LCS 280-101879/2-A — **Client Sample ID: Lab Control Sample**
Matrix: Water — **Prep Type: Total/NA**
Analysis Batch: 102025 — **Prep Batch: 101879**

Surrogate	LCS %Recovery	LCS Qualifier	Limits
1,2-Dibromopropane	*107*		*70 - 130*

Lab Sample ID: LCSD 280-101879/3-A — **Client Sample ID: Lab Control Sample Dup**
Matrix: Water — **Prep Type: Total/NA**
Analysis Batch: 102025 — **Prep Batch: 101879**

Analyte	Spike Added	LCSD Result	LCSD Qualifier	Unit	D	%Rec	%Rec. Limits	RPD	RPD Limit
1,2-Dibromoethane	0.250	0.255		ug/L		102	70 - 130	1	30
1,2-Dibromo-3-Chloropropane	0.250	0.228		ug/L		91	70 - 130	1	30

Surrogate	LCSD %Recovery	LCSD Qualifier	Limits
1,2-Dibromopropane	*109*		*70 - 130*

Lab Sample ID: LLCS 280-101879/1-A — **Client Sample ID: Lab Control Sample**
Matrix: Water — **Prep Type: Total/NA**
Analysis Batch: 102025 — **Prep Batch: 101879**

Analyte	Spike Added	LLCS Result	LLCS Qualifier	Unit	D	%Rec	%Rec. Limits
1,2-Dibromoethane	0.0200	0.0181	I	ug/L		90	70 - 130
1,2-Dibromo-3-Chloropropane	0.0200	0.0184	I	ug/L		92	70 - 130

Surrogate	LLCS %Recovery	LLCS Qualifier	Limits
1,2-Dibromopropane	*104*		*70 - 130*

Method: 8081A - Organochlorine Pesticides (GC)

Lab Sample ID: MB 280-101528/1-A — **Client Sample ID: Method Blank**
Matrix: Water — **Prep Type: Total/NA**
Analysis Batch: 102262 — **Prep Batch: 101528**

Analyte	MB Result	MB Qualifier	RL	MDL	Unit	D	Prepared	Analyzed	Dil Fac
4,4'-DDD	0.0077	U	0.050	0.0077	ug/L		12/27/11 17:33	01/03/12 16:52	1
4,4'-DDE	0.0075	U	0.050	0.0075	ug/L		12/27/11 17:33	01/03/12 16:52	1
4,4'-DDT	0.015	U	0.050	0.015	ug/L		12/27/11 17:33	01/03/12 16:52	1
Aldrin	0.0059	U	0.050	0.0059	ug/L		12/27/11 17:33	01/03/12 16:52	1
alpha-BHC	0.0053	U	0.050	0.0053	ug/L		12/27/11 17:33	01/03/12 16:52	1
beta-BHC	0.0087	U	0.050	0.0087	ug/L		12/27/11 17:33	01/03/12 16:52	1
delta-BHC	0.0058	U	0.050	0.0058	ug/L		12/27/11 17:33	01/03/12 16:52	1
Dieldrin	0.0063	U	0.050	0.0063	ug/L		12/27/11 17:33	01/03/12 16:52	1
Endosulfan I	0.0058	U	0.050	0.0058	ug/L		12/27/11 17:33	01/03/12 16:52	1
Endosulfan II	0.0070	U	0.050	0.0070	ug/L		12/27/11 17:33	01/03/12 16:52	1
Endosulfan sulfate	0.0057	U	0.050	0.0057	ug/L		12/27/11 17:33	01/03/12 16:52	1
Endrin	0.0079	U	0.050	0.0079	ug/L		12/27/11 17:33	01/03/12 16:52	1
Endrin aldehyde	0.0088	U	0.050	0.0088	ug/L		12/27/11 17:33	01/03/12 16:52	1
gamma-BHC (Lindane)	0.0069	U	0.050	0.0069	ug/L		12/27/11 17:33	01/03/12 16:52	1
Heptachlor	0.0077	U	0.050	0.0077	ug/L		12/27/11 17:33	01/03/12 16:52	1
Heptachlor epoxide	0.0075	U	0.050	0.0075	ug/L		12/27/11 17:33	01/03/12 16:52	1
Kepone	0.35	U	1.0	0.35	ug/L		12/27/11 17:33	01/03/12 16:52	1
Methoxychlor	0.013	U	0.10	0.013	ug/L		12/27/11 17:33	01/03/12 16:52	1

Method: 8081A - Organochlorine Pesticides (GC) (Continued)

Lab Sample ID: MB 280-101528/1-A — **Client Sample ID: Method Blank**
Matrix: Water — **Prep Type: Total/NA**
Analysis Batch: 102262 — **Prep Batch: 101528**

Analyte	MB Result	MB Qualifier	RL	MDL	Unit	D	Prepared	Analyzed	Dil Fac
Toxaphene	0.37	U	2.0	0.37	ug/L		12/27/11 17:33	01/03/12 16:52	1
Technical Chlordane	0.14	U	0.50	0.14	ug/L		12/27/11 17:33	01/03/12 16:52	1

Surrogate	*MB %Recovery*	*MB Qualifier*	*Limits*	*Prepared*	*Analyzed*	*Dil Fac*
DCB Decachlorobiphenyl	*100*		*34 - 122*	*12/27/11 17:33*	*01/03/12 16:52*	*1*
Tetrachloro-m-xylene	*75*		*28 - 115*	*12/27/11 17:33*	*01/03/12 16:52*	*1*

Lab Sample ID: LCS 280-101528/2-A — **Client Sample ID: Lab Control Sample**
Matrix: Water — **Prep Type: Total/NA**
Analysis Batch: 102262 — **Prep Batch: 101528**

Analyte	Spike Added	LCS Result	LCS Qualifier	Unit	D	%Rec	%Rec. Limits
4,4'-DDD	0.500	0.495		ug/L		99	63 - 127
4,4'-DDE	0.500	0.493		ug/L		99	61 - 119
4,4'-DDT	0.500	0.533		ug/L		107	53 - 128
Aldrin	0.500	0.405		ug/L		81	42 - 118
alpha-BHC	0.500	0.482		ug/L		96	66 - 115
beta-BHC	0.500	0.486		ug/L		97	69 - 119
delta-BHC	0.500	0.490		ug/L		98	75 - 124
Dieldrin	0.500	0.519		ug/L		104	68 - 119
Endosulfan I	0.500	0.489		ug/L		98	61 - 116
Endosulfan II	0.500	0.498		ug/L		100	63 - 117
Endosulfan sulfate	0.500	0.501		ug/L		100	70 - 119
Endrin	0.500	0.570		ug/L		114	66 - 127
Endrin aldehyde	0.500	0.447		ug/L		89	55 - 119
Endrin ketone	0.500	0.450		ug/L		90	63 - 122
gamma-BHC (Lindane)	0.500	0.489		ug/L		98	65 - 117
Heptachlor	0.500	0.448		ug/L		90	52 - 116
Methoxychlor	0.500	0.518		ug/L		104	50 - 130

Surrogate	*LCS %Recovery*	*LCS Qualifier*	*Limits*
DCB Decachlorobiphenyl	*101*		*34 - 122*
Tetrachloro-m-xylene	*87*		*28 - 115*

Lab Sample ID: LCSD 280-101528/3-A — **Client Sample ID: Lab Control Sample Dup**
Matrix: Water — **Prep Type: Total/NA**
Analysis Batch: 102262 — **Prep Batch: 101528**

Analyte	Spike Added	LCSD Result	LCSD Qualifier	Unit	D	%Rec	%Rec. Limits	RPD	RPD Limit
4,4'-DDD	0.500	0.536		ug/L		107	63 - 127	8	50
4,4'-DDE	0.500	0.506		ug/L		101	61 - 119	3	50
4,4'-DDT	0.500	0.578		ug/L		116	53 - 128	8	25
Aldrin	0.500	0.332		ug/L		66	42 - 118	20	33
alpha-BHC	0.500	0.527		ug/L		105	66 - 115	9	50
beta-BHC	0.500	0.537		ug/L		107	69 - 119	10	50
delta-BHC	0.500	0.537		ug/L		107	75 - 124	9	50
Dieldrin	0.500	0.561		ug/L		112	68 - 119	8	22
Endosulfan I	0.500	0.527		ug/L		105	61 - 116	7	50
Endosulfan II	0.500	0.540		ug/L		108	63 - 117	8	50

Method: 8081A - Organochlorine Pesticides (GC) (Continued)

Lab Sample ID: LCSD 280-101528/3-A — **Client Sample ID: Lab Control Sample Dup**
Matrix: Water — **Prep Type: Total/NA**
Analysis Batch: 102262 — **Prep Batch: 101528**

Analyte	Spike Added	LCSD Result	LCSD Qualifier	Unit	D	%Rec	%Rec. Limits	RPD	RPD Limit
Endosulfan sulfate	0.500	0.545		ug/L		109	70 - 119	8	50
Endrin	0.500	0.616		ug/L		123	66 - 127	8	39
Endrin aldehyde	0.500	0.492		ug/L		98	55 - 119	10	50
Endrin ketone	0.500	0.488		ug/L		98	63 - 122	8	50
gamma-BHC (Lindane)	0.500	0.538		ug/L		108	65 - 117	9	26
Heptachlor	0.500	0.398		ug/L		80	52 - 116	12	27
Methoxychlor	0.500	0.567		ug/L		113	50 - 130	9	50

Surrogate	*LCSD %Recovery*	*LCSD Qualifier*	*Limits*
DCB Decachlorobiphenyl	*101*		*34 - 122*
Tetrachloro-m-xylene	*77*		*28 - 115*

Method: 8082 - Polychlorinated Biphenyls (PCBs) by Gas Chromatography

Lab Sample ID: MB 280-101528/1-A — **Client Sample ID: Method Blank**
Matrix: Water — **Prep Type: Total/NA**
Analysis Batch: 101694 — **Prep Batch: 101528**

Analyte	MB Result	MB Qualifier	RL	MDL	Unit	D	Prepared	Analyzed	Dil Fac
Aroclor 1016	0.12	U	1.0	0.12	ug/L		12/27/11 17:33	12/28/11 15:51	1
Aroclor 1221	0.21	U	1.0	0.21	ug/L		12/27/11 17:33	12/28/11 15:51	1
Aroclor 1232	0.17	U	1.0	0.17	ug/L		12/27/11 17:33	12/28/11 15:51	1
Aroclor 1242	0.10	U	1.0	0.10	ug/L		12/27/11 17:33	12/28/11 15:51	1
Aroclor 1248	0.092	U	1.0	0.092	ug/L		12/27/11 17:33	12/28/11 15:51	1
Aroclor 1254	0.11	U	1.0	0.11	ug/L		12/27/11 17:33	12/28/11 15:51	1
Aroclor 1260	0.16	U	1.0	0.16	ug/L		12/27/11 17:33	12/28/11 15:51	1

Surrogate	*MB %Recovery*	*MB Qualifier*	*Limits*	*Prepared*	*Analyzed*	*Dil Fac*
DCB Decachlorobiphenyl	*109*		*30 - 136*	*12/27/11 17:33*	*12/28/11 15:51*	*1*
Tetrachloro-m-xylene	*79*		*25 - 120*	*12/27/11 17:33*	*12/28/11 15:51*	*1*

Lab Sample ID: LCS 280-101528/4-A — **Client Sample ID: Lab Control Sample**
Matrix: Water — **Prep Type: Total/NA**
Analysis Batch: 101694 — **Prep Batch: 101528**

Analyte	Spike Added	LCS Result	LCS Qualifier	Unit	D	%Rec	%Rec. Limits
Aroclor 1016	2.00	1.63		ug/L		82	58 - 128
Aroclor 1260	2.00	2.10		ug/L		105	69 - 140

Surrogate	*LCS %Recovery*	*LCS Qualifier*	*Limits*
DCB Decachlorobiphenyl	*107*		*30 - 136*
Tetrachloro-m-xylene	*68*		*25 - 120*

Lab Sample ID: LCSD 280-101528/5-A — **Client Sample ID: Lab Control Sample Dup**
Matrix: Water — **Prep Type: Total/NA**
Analysis Batch: 101694 — **Prep Batch: 101528**

Analyte	Spike Added	LCSD Result	LCSD Qualifier	Unit	D	%Rec	%Rec. Limits	RPD	RPD Limit
Aroclor 1016	2.00	1.95		ug/L		97	58 - 128	18	30

Method: 8082 - Polychlorinated Biphenyls (PCBs) by Gas Chromatography (Continued)

Lab Sample ID: LCSD 280-101528/5-A — **Client Sample ID: Lab Control Sample Dup**
Matrix: Water — **Prep Type: Total/NA**
Analysis Batch: 101694 — **Prep Batch: 101528**

Analyte			Spike Added	LCSD Result	LCSD Qualifier	Unit	D	%Rec	%Rec. Limits	RPD	RPD Limit
Aroclor 1260			2.00	2.27		ug/L		113	69 - 140	8	30

Surrogate	*LCSD %Recovery*	*LCSD Qualifier*	*Limits*
DCB Decachlorobiphenyl	*108*		*30 - 136*
Tetrachloro-m-xylene	*77*		*25 - 120*

Method: 8151A - Herbicides (GC)

Lab Sample ID: MB 280-101527/1-A — **Client Sample ID: Method Blank**
Matrix: Water — **Prep Type: Total/NA**
Analysis Batch: 102251 — **Prep Batch: 101527**

Analyte	MB Result	MB Qualifier	RL	MDL	Unit	D	Prepared	Analyzed	Dil Fac
2,4-D	0.21	U	4.0	0.21	ug/L		12/27/11 16:05	01/04/12 07:21	1
2,4,5-T	0.19	U	1.0	0.19	ug/L		12/27/11 16:05	01/04/12 07:21	1
2,4,5-TP (Silvex)	0.17	U	1.0	0.17	ug/L		12/27/11 16:05	01/04/12 07:21	1

Surrogate	*MB %Recovery*	*MB Qualifier*	*Limits*	*Prepared*	*Analyzed*	*Dil Fac*
2,4-Dichlorophenylacetic acid	*117*		*39 - 135*	*12/27/11 16:05*	*01/04/12 07:21*	*1*

Lab Sample ID: LCS 280-101527/2-A — **Client Sample ID: Lab Control Sample**
Matrix: Water — **Prep Type: Total/NA**
Analysis Batch: 102251 — **Prep Batch: 101527**

Analyte			Spike Added	LCS Result	LCS Qualifier	Unit	D	%Rec	%Rec. Limits		
2,4-D			4.60	5.79		ug/L		126	15 - 140		
2,4,5-T			4.80	6.10		ug/L		127	29 - 168		
2,4,5-TP (Silvex)			4.60	5.84		ug/L		127	45 - 165		

Surrogate	*LCS %Recovery*	*LCS Qualifier*	*Limits*
2,4-Dichlorophenylacetic acid	*118*		*39 - 135*

Lab Sample ID: LCSD 280-101527/3-A — **Client Sample ID: Lab Control Sample Dup**
Matrix: Water — **Prep Type: Total/NA**
Analysis Batch: 102251 — **Prep Batch: 101527**

Analyte			Spike Added	LCSD Result	LCSD Qualifier	Unit	D	%Rec	%Rec. Limits	RPD	RPD Limit
2,4-D			4.60	5.61		ug/L		122	15 - 140	3	30
2,4,5-T			4.80	5.83		ug/L		121	29 - 168	4	30
2,4,5-TP (Silvex)			4.60	5.65		ug/L		123	45 - 165	3	30

Surrogate	*LCSD %Recovery*	*LCSD Qualifier*	*Limits*
2,4-Dichlorophenylacetic acid	*113*		*39 - 135*

Method: 6010B - Metals (ICP)

Lab Sample ID: MB 280-101192/1-A
Matrix: Water
Analysis Batch: 101578

Client Sample ID: Method Blank
Prep Type: Total Recoverable
Prep Batch: 101192

Analyte	MB Result	MB Qualifier	RL	MDL	Unit	D	Prepared	Analyzed	Dil Fac
Aluminum	18	U	100	18	ug/L		12/27/11 06:45	12/27/11 21:03	1
Barium	0.58	U	10	0.58	ug/L		12/27/11 06:45	12/27/11 21:03	1
Cadmium	0.45	U	5.0	0.45	ug/L		12/27/11 06:45	12/27/11 21:03	1
Cobalt	1.2	U	10	1.2	ug/L		12/27/11 06:45	12/27/11 21:03	1
Chromium	0.66	U	10	0.66	ug/L		12/27/11 06:45	12/27/11 21:03	1
Copper	4.80	I	15	1.4	ug/L		12/27/11 06:45	12/27/11 21:03	1
Nickel	1.3	U	40	1.3	ug/L		12/27/11 06:45	12/27/11 21:03	1
Lead	2.6	U	9.0	2.6	ug/L		12/27/11 06:45	12/27/11 21:03	1
Selenium	4.9	U	15	4.9	ug/L		12/27/11 06:45	12/27/11 21:03	1
Iron	22	U	100	22	ug/L		12/27/11 06:45	12/27/11 21:03	1
Vanadium	1.1	U	10	1.1	ug/L		12/27/11 06:45	12/27/11 21:03	1
Zinc	4.5	U	20	4.5	ug/L		12/27/11 06:45	12/27/11 21:03	1
Silver	0.93	U	10	0.93	ug/L		12/27/11 06:45	12/27/11 21:03	1
Manganese	0.25	U	10	0.25	ug/L		12/27/11 06:45	12/27/11 21:03	1
Sodium	0.177	I	1.0	0.092	mg/L		12/27/11 06:45	12/27/11 21:03	1

Lab Sample ID: LCS 280-101192/2-A
Matrix: Water
Analysis Batch: 101578

Client Sample ID: Lab Control Sample
Prep Type: Total Recoverable
Prep Batch: 101192

Analyte	Spike Added	LCS Result	LCS Qualifier	Unit	D	%Rec	%Rec. Limits
Aluminum	2000	2140		ug/L		107	87 - 111
Barium	2000	1980		ug/L		99	90 - 112
Cadmium	100	98.2		ug/L		98	88 - 111
Cobalt	500	495		ug/L		99	89 - 111
Chromium	200	200		ug/L		100	90 - 113
Copper	250	256		ug/L		102	86 - 112
Nickel	500	519		ug/L		104	89 - 111
Lead	500	510		ug/L		102	89 - 110
Selenium	2000	2100		ug/L		105	85 - 112
Iron	1000	1030		ug/L		103	89 - 115
Vanadium	500	492		ug/L		98	90 - 111
Zinc	500	485		ug/L		97	85 - 111
Silver	50.0	51.4		ug/L		103	86 - 115
Manganese	500	496		ug/L		99	90 - 110
Sodium	50.0	49.0		mg/L		98	90 - 115

Lab Sample ID: 280-24024-A-1-B MS
Matrix: Water
Analysis Batch: 101578

Client Sample ID: Matrix Spike
Prep Type: Total Recoverable
Prep Batch: 101192

Analyte	Sample Result	Sample Qualifier	Spike Added	MS Result	MS Qualifier	Unit	D	%Rec	%Rec. Limits
Aluminum	18	U	2000	2070		ug/L		103	83 - 119
Barium	1400		2000	3420		ug/L		100	85 - 120
Cadmium	0.45	U	100	96.3		ug/L		96	82 - 119
Cobalt	85		500	566		ug/L		96	82 - 119
Chromium	0.66	U	200	196		ug/L		98	73 - 135
Copper	6.8	I V	250	259		ug/L		101	82 - 129
Nickel	33	I	500	538		ug/L		101	84 - 120
Lead	2.6	U	500	489		ug/L		98	89 - 121

Method: 6010B - Metals (ICP) (Continued)

Lab Sample ID: 280-24024-A-1-B MS — **Client Sample ID: Matrix Spike**
Matrix: Water — **Prep Type: Total Recoverable**
Analysis Batch: 101578 — **Prep Batch: 101192**

Analyte	Sample Result	Sample Qualifier	Spike Added	MS Result	MS Qualifier	Unit	D	%Rec	%Rec. Limits
Selenium	4.9	U	2000	2080		ug/L		104	71 - 140
Iron	54000		1000	55900		ug/L		155	52 - 155
Vanadium	1.1	U	500	486		ug/L		97	85 - 120
Zinc	13	I	500	487		ug/L		95	60 - 137
Silver	0.93	U	50.0	52.0		ug/L		104	75 - 141
Manganese	2200		500	2660		ug/L		101	79 - 121
Sodium	150	V	50.0	202		mg/L		100	70 - 203

Lab Sample ID: 280-24024-A-1-C MSD — **Client Sample ID: Matrix Spike Duplicate**
Matrix: Water — **Prep Type: Total Recoverable**
Analysis Batch: 101578 — **Prep Batch: 101192**

Analyte	Sample Result	Sample Qualifier	Spike Added	MSD Result	MSD Qualifier	Unit	D	%Rec	%Rec. Limits	RPD	RPD Limit
Aluminum	18	U	2000	2090		ug/L		104	83 - 119	1	20
Barium	1400		2000	3450		ug/L		101	85 - 120	1	20
Cadmium	0.45	U	100	97.1		ug/L		97	82 - 119	1	20
Cobalt	85		500	572		ug/L		98	82 - 119	1	20
Chromium	0.66	U	200	197		ug/L		98	73 - 135	1	20
Copper	6.8	I V	250	261		ug/L		102	82 - 129	1	20
Nickel	33	I	500	544		ug/L		102	84 - 120	1	20
Lead	2.6	U	500	493		ug/L		99	89 - 121	1	20
Selenium	4.9	U	2000	2110		ug/L		105	71 - 140	1	20
Iron	54000		1000	56800	J3	ug/L		241	52 - 155	2	20
Vanadium	1.1	U	500	491		ug/L		98	85 - 120	1	20
Zinc	13	I	500	492		ug/L		96	60 - 137	1	20
Silver	0.93	U	50.0	52.4		ug/L		105	75 - 141	1	20
Manganese	2200		500	2700		ug/L		110	79 - 121	2	20
Sodium	150	V	50.0	204		mg/L		106	70 - 203	1	20

Lab Sample ID: MB 280-101350/1-A — **Client Sample ID: Method Blank**
Matrix: Water — **Prep Type: Total Recoverable**
Analysis Batch: 101717 — **Prep Batch: 101350**

Analyte	MB Result	MB Qualifier	RL	MDL	Unit	D	Prepared	Analyzed	Dil Fac
Aluminum	18	U	100	18	ug/L		12/28/11 06:30	12/28/11 18:14	1
Barium	0.58	U	10	0.58	ug/L		12/28/11 06:30	12/28/11 18:14	1
Cadmium	0.45	U	5.0	0.45	ug/L		12/28/11 06:30	12/28/11 18:14	1
Cobalt	1.2	U	10	1.2	ug/L		12/28/11 06:30	12/28/11 18:14	1
Chromium	0.66	U	10	0.66	ug/L		12/28/11 06:30	12/28/11 18:14	1
Copper	1.4	U	15	1.4	ug/L		12/28/11 06:30	12/28/11 18:14	1
Nickel	1.3	U	40	1.3	ug/L		12/28/11 06:30	12/28/11 18:14	1
Lead	2.6	U	9.0	2.6	ug/L		12/28/11 06:30	12/28/11 18:14	1
Selenium	4.9	U	15	4.9	ug/L		12/28/11 06:30	12/28/11 18:14	1
Iron	22	U	100	22	ug/L		12/28/11 06:30	12/28/11 18:14	1
Vanadium	1.1	U	10	1.1	ug/L		12/28/11 06:30	12/28/11 18:14	1
Zinc	4.5	U	20	4.5	ug/L		12/28/11 06:30	12/28/11 18:14	1
Silver	0.93	U	10	0.93	ug/L		12/28/11 06:30	12/28/11 18:14	1
Manganese	0.25	U	10	0.25	ug/L		12/28/11 06:30	12/28/11 18:14	1
Tin	5.8	U	100	5.8	ug/L		12/28/11 06:30	12/28/11 18:14	1
Sodium	0.092	U	1.0	0.092	mg/L		12/28/11 06:30	12/28/11 18:14	1

Method: 6010B - Metals (ICP) (Continued)

Lab Sample ID: LCS 280-101350/2-A — **Client Sample ID: Lab Control Sample**
Matrix: Water — **Prep Type: Total Recoverable**
Analysis Batch: 101717 — **Prep Batch: 101350**

Analyte	Spike Added	LCS Result	LCS Qualifier	Unit	D	%Rec	%Rec. Limits
Aluminum	2000	2000		ug/L		100	87 - 111
Barium	2000	2070		ug/L		103	90 - 112
Cadmium	100	98.9		ug/L		99	88 - 111
Cobalt	500	509		ug/L		102	89 - 111
Chromium	200	207		ug/L		104	90 - 113
Copper	250	256		ug/L		103	86 - 112
Nickel	500	512		ug/L		102	89 - 111
Lead	500	515		ug/L		103	89 - 110
Selenium	2000	2000		ug/L		100	85 - 112
Iron	1000	1010		ug/L		101	89 - 115
Vanadium	500	526		ug/L		105	90 - 111
Zinc	500	497		ug/L		99	85 - 111
Silver	50.0	55.5		ug/L		111	86 - 115
Manganese	500	510		ug/L		102	90 - 110
Tin	2000	2040		ug/L		102	85 - 113
Sodium	50.0	52.3		mg/L		105	90 - 115

Lab Sample ID: 280-24103-1 MS — **Client Sample ID: L-1**
Matrix: Water — **Prep Type: Total Recoverable**
Analysis Batch: 101717 — **Prep Batch: 101350**

Analyte	Sample Result	Sample Qualifier	Spike Added	MS Result	MS Qualifier	Unit	D	%Rec	%Rec. Limits
Aluminum	18		2000	1870		ug/L		94	83 - 119
Barium	90		2000	2110		ug/L		101	85 - 120
Cadmium	0.45	U	100	98.9		ug/L		99	82 - 119
Cobalt	1.2	U	500	491		ug/L		98	82 - 119
Chromium	2.9	I	200	205		ug/L		101	73 - 135
Copper	31		250	288		ug/L		103	82 - 129
Nickel	3.7	I	500	494		ug/L		98	84 - 120
Lead	2.6	U	500	485		ug/L		97	89 - 121
Selenium	4.9	U	2000	2010		ug/L		101	71 - 140
Iron	5900		1000	6830		ug/L		91	52 - 155
Vanadium	2.3	I	500	519		ug/L		103	85 - 120
Zinc	27		500	501		ug/L		95	60 - 137
Silver	0.93	U	50.0	55.8		ug/L		112	75 - 141
Manganese	1400		500	1860		ug/L		95	79 - 121
Tin	5.8	U	2000	1920		ug/L		96	77 - 126
Sodium	240		50.0	290		mg/L		97	70 - 203

Lab Sample ID: 280-24103-1 MSD — **Client Sample ID: L-1**
Matrix: Water — **Prep Type: Total Recoverable**
Analysis Batch: 101717 — **Prep Batch: 101350**

Analyte	Sample Result	Sample Qualifier	Spike Added	MSD Result	MSD Qualifier	Unit	D	%Rec	%Rec. Limits	RPD	RPD Limit
Aluminum	18		2000	1870		ug/L		94	83 - 119	0	20
Barium	90		2000	2100		ug/L		101	85 - 120	0	20
Cadmium	0.45	U	100	98.9		ug/L		99	82 - 119	0	20
Cobalt	1.2	U	500	489		ug/L		98	82 - 119	0	20
Chromium	2.9	I	200	204		ug/L		100	73 - 135	0	20
Copper	31		250	286		ug/L		102	82 - 129	1	20

Method: 6010B - Metals (ICP) (Continued)

Lab Sample ID: 280-24103-1 MSD — **Client Sample ID: L-1**
Matrix: Water — **Prep Type: Total Recoverable**
Analysis Batch: 101717 — **Prep Batch: 101350**

Analyte	Sample Result	Sample Qualifier	Spike Added	MSD Result	MSD Qualifier	Unit	D	%Rec	%Rec. Limits	RPD	RPD Limit
Nickel	3.7	I	500	493		ug/L		98	84 - 120	0	20
Lead	2.6	U	500	483		ug/L		97	89 - 121	0	20
Selenium	4.9	U	2000	2010		ug/L		101	71 - 140	0	20
Iron	5900		1000	6880		ug/L		96	52 - 155	1	20
Vanadium	2.3	I	500	516		ug/L		103	85 - 120	1	20
Zinc	27		500	496		ug/L		94	60 - 137	1	20
Silver	0.93	U	50.0	56.3		ug/L		113	75 - 141	1	20
Manganese	1400		500	1870		ug/L		96	79 - 121	0	20
Tin	5.8	U	2000	1910		ug/L		96	77 - 126	0	20
Sodium	240		50.0	292		mg/L		101	70 - 203	1	20

Method: 6020 - Metals (ICP/MS)

Lab Sample ID: MB 280-101193/1-A — **Client Sample ID: Method Blank**
Matrix: Water — **Prep Type: Total Recoverable**
Analysis Batch: 101583 — **Prep Batch: 101193**

Analyte	MB Result	MB Qualifier	RL	MDL	Unit	D	Prepared	Analyzed	Dil Fac
Antimony	0.20	U	2.0	0.20	ug/L		12/27/11 06:45	12/27/11 18:37	1
Arsenic	0.33	U	5.0	0.33	ug/L		12/27/11 06:45	12/27/11 18:37	1
Beryllium	0.080	U	1.0	0.080	ug/L		12/27/11 06:45	12/27/11 18:37	1
Thallium	0.033	U	1.0	0.033	ug/L		12/27/11 06:45	12/27/11 18:37	1

Lab Sample ID: LCS 280-101193/2-A — **Client Sample ID: Lab Control Sample**
Matrix: Water — **Prep Type: Total Recoverable**
Analysis Batch: 101583 — **Prep Batch: 101193**

Analyte	Spike Added	LCS Result	LCS Qualifier	Unit	D	%Rec	%Rec. Limits
Antimony	40.0	41.2		ug/L		103	85 - 115
Arsenic	40.0	41.5		ug/L		104	85 - 117
Beryllium	40.0	42.7		ug/L		107	80 - 125
Thallium	40.0	42.8		ug/L		107	85 - 118

Lab Sample ID: 280-24024-A-1-E MS — **Client Sample ID: Matrix Spike**
Matrix: Water — **Prep Type: Total Recoverable**
Analysis Batch: 101583 — **Prep Batch: 101193**

Analyte	Sample Result	Sample Qualifier	Spike Added	MS Result	MS Qualifier	Unit	D	%Rec	%Rec. Limits
Antimony	0.20	U	40.0	42.0		ug/L		105	85 - 115
Arsenic	250		40.0	291		ug/L		114	85 - 117
Beryllium	1.1		40.0	45.9		ug/L		112	80 - 125
Thallium	0.057	I	40.0	38.6		ug/L		96	85 - 118

Lab Sample ID: 280-24024-A-1-F MSD — **Client Sample ID: Matrix Spike Duplicate**
Matrix: Water — **Prep Type: Total Recoverable**
Analysis Batch: 101583 — **Prep Batch: 101193**

Analyte	Sample Result	Sample Qualifier	Spike Added	MSD Result	MSD Qualifier	Unit	D	%Rec	%Rec. Limits	RPD	RPD Limit
Antimony	0.20	U	40.0	40.7		ug/L		102	85 - 115	3	20
Arsenic	250		40.0	277	J3	ug/L		79	85 - 117	5	20

Method: 6020 - Metals (ICP/MS) (Continued)

Lab Sample ID: 280-24024-A-1-F MSD — **Client Sample ID: Matrix Spike Duplicate**
Matrix: Water — **Prep Type: Total Recoverable**
Analysis Batch: 101583 — **Prep Batch: 101193**

Analyte	Sample Result	Sample Qualifier	Spike Added	MSD Result	MSD Qualifier	Unit	D	%Rec	%Rec. Limits	RPD	RPD Limit
Beryllium	1.1		40.0	44.7		ug/L		109	80 - 125	3	20
Thallium	0.057	I	40.0	37.5		ug/L		94	85 - 118	3	20

Lab Sample ID: MB 280-101355/1-A — **Client Sample ID: Method Blank**
Matrix: Water — **Prep Type: Total Recoverable**
Analysis Batch: 101583 — **Prep Batch: 101355**

Analyte	MB Result	MB Qualifier	RL	MDL	Unit	D	Prepared	Analyzed	Dil Fac
Antimony	0.20	U	2.0	0.20	ug/L		12/27/11 14:00	12/28/11 00:16	1
Arsenic	0.33	U	5.0	0.33	ug/L		12/27/11 14:00	12/28/11 00:16	1
Beryllium	0.080	U	1.0	0.080	ug/L		12/27/11 14:00	12/28/11 00:16	1
Thallium	0.033	U	1.0	0.033	ug/L		12/27/11 14:00	12/28/11 00:16	1

Lab Sample ID: LCS 280-101355/2-A — **Client Sample ID: Lab Control Sample**
Matrix: Water — **Prep Type: Total Recoverable**
Analysis Batch: 101583 — **Prep Batch: 101355**

Analyte	Spike Added	LCS Result	LCS Qualifier	Unit	D	%Rec	%Rec. Limits
Antimony	40.0	39.6		ug/L		99	85 - 115
Arsenic	40.0	41.2		ug/L		103	85 - 117
Beryllium	40.0	41.1		ug/L		103	80 - 125
Thallium	40.0	41.3		ug/L		103	85 - 118

Lab Sample ID: 280-24103-1 MS — **Client Sample ID: L-1**
Matrix: Water — **Prep Type: Total Recoverable**
Analysis Batch: 101583 — **Prep Batch: 101355**

Analyte	Sample Result	Sample Qualifier	Spike Added	MS Result	MS Qualifier	Unit	D	%Rec	%Rec. Limits
Antimony	0.44	I	40.0	43.9		ug/L		109	85 - 115
Arsenic	7.0		40.0	53.6		ug/L		117	85 - 117
Beryllium	0.080	U	40.0	43.6		ug/L		109	80 - 125
Thallium	0.051	I	40.0	40.8		ug/L		102	85 - 118

Lab Sample ID: 280-24103-1 MSD — **Client Sample ID: L-1**
Matrix: Water — **Prep Type: Total Recoverable**
Analysis Batch: 101583 — **Prep Batch: 101355**

Analyte	Sample Result	Sample Qualifier	Spike Added	MSD Result	MSD Qualifier	Unit	D	%Rec	%Rec. Limits	RPD	RPD Limit
Antimony	0.44	I	40.0	43.8		ug/L		108	85 - 115	0	20
Arsenic	7.0		40.0	52.4		ug/L		113	85 - 117	2	20
Beryllium	0.080	U	40.0	43.1		ug/L		108	80 - 125	1	20
Thallium	0.051	I	40.0	39.6		ug/L		99	85 - 118	3	20

Method: 7470A - Mercury (CVAA)

Lab Sample ID: MB 280-101251/1-A — **Client Sample ID: Method Blank**
Matrix: Water — **Prep Type: Total/NA**
Analysis Batch: 101946 — **Prep Batch: 101251**

Analyte	MB Result	MB Qualifier	RL	MDL	Unit	D	Prepared	Analyzed	Dil Fac
Mercury	0.0300	I	0.20	0.027	ug/L		12/29/11 11:50	12/29/11 17:40	1

Method: 7470A - Mercury (CVAA) (Continued)

Lab Sample ID: LCS 280-101251/2-A — **Client Sample ID: Lab Control Sample**
Matrix: Water — **Prep Type: Total/NA**
Analysis Batch: 101946 — **Prep Batch: 101251**

Analyte			Spike Added	LCS Result	LCS Qualifier	Unit	D	%Rec	%Rec. Limits		
Mercury			5.00	4.95		ug/L		99	88 - 111		

Lab Sample ID: 280-24091-A-1-B MS — **Client Sample ID: Matrix Spike**
Matrix: Water — **Prep Type: Total/NA**
Analysis Batch: 101946 — **Prep Batch: 101251**

Analyte	Sample Result	Sample Qualifier	Spike Added	MS Result	MS Qualifier	Unit	D	%Rec	%Rec. Limits		
Mercury	0.38	I V	50.0	48.7		ug/L		97	88 - 111		

Lab Sample ID: 280-24091-A-1-C MSD — **Client Sample ID: Matrix Spike Duplicate**
Matrix: Water — **Prep Type: Total/NA**
Analysis Batch: 101946 — **Prep Batch: 101251**

Analyte	Sample Result	Sample Qualifier	Spike Added	MSD Result	MSD Qualifier	Unit	D	%Rec	%Rec. Limits	RPD	RPD Limit
Mercury	0.38	I V	50.0	59.3	J3	ug/L		118	88 - 111	20	10

Lab Sample ID: MB 280-101516/1-A — **Client Sample ID: Method Blank**
Matrix: Water — **Prep Type: Total/NA**
Analysis Batch: 101946 — **Prep Batch: 101516**

Analyte	MB Result	MB Qualifier	RL	MDL	Unit	D	Prepared	Analyzed	Dil Fac
Mercury	0.0300	I	0.20	0.027	ug/L		12/29/11 11:50	12/29/11 19:21	1

Lab Sample ID: LCS 280-101516/2-A — **Client Sample ID: Lab Control Sample**
Matrix: Water — **Prep Type: Total/NA**
Analysis Batch: 101946 — **Prep Batch: 101516**

Analyte			Spike Added	LCS Result	LCS Qualifier	Unit	D	%Rec	%Rec. Limits		
Mercury			5.00	4.84		ug/L		97	88 - 111		

Lab Sample ID: 280-24103-1 MS — **Client Sample ID: L-1**
Matrix: Water — **Prep Type: Total/NA**
Analysis Batch: 101946 — **Prep Batch: 101516**

Analyte	Sample Result	Sample Qualifier	Spike Added	MS Result	MS Qualifier	Unit	D	%Rec	%Rec. Limits		
Mercury	0.035	I V	5.00	3.25	J3	ug/L		64	88 - 111		

Lab Sample ID: 280-24103-1 MSD — **Client Sample ID: L-1**
Matrix: Water — **Prep Type: Total/NA**
Analysis Batch: 101946 — **Prep Batch: 101516**

Analyte	Sample Result	Sample Qualifier	Spike Added	MSD Result	MSD Qualifier	Unit	D	%Rec	%Rec. Limits	RPD	RPD Limit
Mercury	0.035	I V	5.00	3.30	J3	ug/L		65	88 - 111	1	10

Method: 300.0 - Anions, Ion Chromatography

Lab Sample ID: MB 280-101272/7 — **Client Sample ID: Method Blank**
Matrix: Water — **Prep Type: Total/NA**
Analysis Batch: 101272

Analyte	MB Result	MB Qualifier	RL	MDL	Unit	D	Prepared	Analyzed	Dil Fac
Chloride	0.25	U	3.0	0.25	mg/L			12/22/11 11:28	1

Lab Sample ID: LCS 280-101272/5 — **Client Sample ID: Lab Control Sample**
Matrix: Water — **Prep Type: Total/NA**
Analysis Batch: 101272

Analyte	Spike Added	LCS Result	LCS Qualifier	Unit	D	%Rec	%Rec. Limits
Chloride	25.0	26.3		mg/L		105	90 - 110

Lab Sample ID: LCSD 280-101272/6 — **Client Sample ID: Lab Control Sample Dup**
Matrix: Water — **Prep Type: Total/NA**
Analysis Batch: 101272

Analyte	Spike Added	LCSD Result	LCSD Qualifier	Unit	D	%Rec	%Rec. Limits	RPD	RPD Limit
Chloride	25.0	26.2		mg/L		105	90 - 110	0	10

Lab Sample ID: MRL 280-101272/4 MRL — **Client Sample ID: Lab Control Sample**
Matrix: Water — **Prep Type: Total/NA**
Analysis Batch: 101272

Analyte	Spike Added	MRL Result	MRL Qualifier	Unit	D	%Rec	%Rec. Limits
Chloride	1.00	1.03	I	mg/L		103	50 - 150

Lab Sample ID: 280-24081-1 MS — **Client Sample ID: MW-4A**
Matrix: Water — **Prep Type: Total/NA**
Analysis Batch: 101272

Analyte	Sample Result	Sample Qualifier	Spike Added	MS Result	MS Qualifier	Unit	D	%Rec	%Rec. Limits
Chloride	1.8	I	25.0	28.9		mg/L		109	80 - 120

Lab Sample ID: 280-24081-1 MSD — **Client Sample ID: MW-4A**
Matrix: Water — **Prep Type: Total/NA**
Analysis Batch: 101272

Analyte	Sample Result	Sample Qualifier	Spike Added	MSD Result	MSD Qualifier	Unit	D	%Rec	%Rec. Limits	RPD	RPD Limit
Chloride	1.8	I	25.0	29.7		mg/L		112	80 - 120	3	20

Lab Sample ID: 280-24081-1 DU — **Client Sample ID: MW-4A**
Matrix: Water — **Prep Type: Total/NA**
Analysis Batch: 101272

Analyte	Sample Result	Sample Qualifier	DU Result	DU Qualifier	Unit	D	RPD	RPD Limit
Chloride	1.8	I	1.77	I	mg/L		0.6	15

Lab Sample ID: MB 280-101273/7 — **Client Sample ID: Method Blank**
Matrix: Water — **Prep Type: Total/NA**
Analysis Batch: 101273

Analyte	MB Result	MB Qualifier	RL	MDL	Unit	D	Prepared	Analyzed	Dil Fac
Nitrate as N	0.042	U	0.50	0.042	mg/L			12/22/11 11:28	1

Method: 300.0 - Anions, Ion Chromatography (Continued)

Lab Sample ID: LCS 280-101273/5 — **Client Sample ID: Lab Control Sample**
Matrix: Water — **Prep Type: Total/NA**
Analysis Batch: 101273

Analyte	Spike Added	LCS Result	LCS Qualifier	Unit	D	%Rec	%Rec. Limits
Nitrate as N	5.00	5.25		mg/L		105	90 - 110

Lab Sample ID: LCSD 280-101273/6 — **Client Sample ID: Lab Control Sample Dup**
Matrix: Water — **Prep Type: Total/NA**
Analysis Batch: 101273

Analyte	Spike Added	LCSD Result	LCSD Qualifier	Unit	D	%Rec	%Rec. Limits	RPD	RPD Limit
Nitrate as N	5.00	5.24		mg/L		105	90 - 110	0	10

Lab Sample ID: MRL 280-101273/4 MRL — **Client Sample ID: Lab Control Sample**
Matrix: Water — **Prep Type: Total/NA**
Analysis Batch: 101273

Analyte	Spike Added	MRL Result	MRL Qualifier	Unit	D	%Rec	%Rec. Limits
Nitrate as N	0.200	0.207	I	mg/L		104	50 - 150

Lab Sample ID: 280-24081-1 MS — **Client Sample ID: MW-4A**
Matrix: Water — **Prep Type: Total/NA**
Analysis Batch: 101273

Analyte	Sample Result	Sample Qualifier	Spike Added	MS Result	MS Qualifier	Unit	D	%Rec	%Rec. Limits
Nitrate as N	2.5		5.00	7.93		mg/L		108	80 - 120

Lab Sample ID: 280-24081-1 MSD — **Client Sample ID: MW-4A**
Matrix: Water — **Prep Type: Total/NA**
Analysis Batch: 101273

Analyte	Sample Result	Sample Qualifier	Spike Added	MSD Result	MSD Qualifier	Unit	D	%Rec	%Rec. Limits	RPD	RPD Limit
Nitrate as N	2.5		5.00	8.20		mg/L		113	80 - 120	3	20

Lab Sample ID: 280-24081-1 DU — **Client Sample ID: MW-4A**
Matrix: Water — **Prep Type: Total/NA**
Analysis Batch: 101273

Analyte	Sample Result	Sample Qualifier	DU Result	DU Qualifier	Unit	D	RPD	RPD Limit
Nitrate as N	2.5		2.54		mg/L		0.3	15

Lab Sample ID: MB 280-101392/7 — **Client Sample ID: Method Blank**
Matrix: Water — **Prep Type: Total/NA**
Analysis Batch: 101392

Analyte	MB Result	MB Qualifier	RL	MDL	Unit	D	Prepared	Analyzed	Dil Fac
Chloride	0.25	U	3.0	0.25	mg/L			12/23/11 12:29	1

Lab Sample ID: LCS 280-101392/5 — **Client Sample ID: Lab Control Sample**
Matrix: Water — **Prep Type: Total/NA**
Analysis Batch: 101392

Analyte	Spike Added	LCS Result	LCS Qualifier	Unit	D	%Rec	%Rec. Limits
Chloride	25.0	25.5		mg/L		102	90 - 110

Method: 300.0 - Anions, Ion Chromatography (Continued)

Lab Sample ID: LCSD 280-101392/6 — **Client Sample ID: Lab Control Sample Dup**
Matrix: Water — **Prep Type: Total/NA**
Analysis Batch: 101392

Analyte			Spike Added	LCSD Result	LCSD Qualifier	Unit	D	%Rec	%Rec. Limits	RPD	RPD Limit
Chloride			25.0	25.2		mg/L		101	90 - 110	1	10

Lab Sample ID: MRL 280-101392/4 MRL — **Client Sample ID: Lab Control Sample**
Matrix: Water — **Prep Type: Total/NA**
Analysis Batch: 101392

Analyte			Spike Added	MRL Result	MRL Qualifier	Unit	D	%Rec	%Rec. Limits		
Chloride			1.00	0.989	I	mg/L		99	50 - 150		

Lab Sample ID: 280-24109-2 MS — **Client Sample ID: MW-FL2R**
Matrix: Water — **Prep Type: Total/NA**
Analysis Batch: 101392

Analyte	Sample Result	Sample Qualifier	Spike Added	MS Result	MS Qualifier	Unit	D	%Rec	%Rec. Limits		
Chloride	7.0		25.0	32.5		mg/L		102	80 - 120		

Lab Sample ID: 280-24109-2 MSD — **Client Sample ID: MW-FL2R**
Matrix: Water — **Prep Type: Total/NA**
Analysis Batch: 101392

Analyte	Sample Result	Sample Qualifier	Spike Added	MSD Result	MSD Qualifier	Unit	D	%Rec	%Rec. Limits	RPD	RPD Limit
Chloride	7.0		25.0	33.5		mg/L		106	80 - 120	3	20

Lab Sample ID: 280-24109-2 DU — **Client Sample ID: MW-FL2R**
Matrix: Water — **Prep Type: Total/NA**
Analysis Batch: 101392

Analyte	Sample Result	Sample Qualifier		DU Result	DU Qualifier	Unit	D			RPD	RPD Limit
Chloride	7.0			6.77		mg/L				3	15

Lab Sample ID: 280-24109-13 DU — **Client Sample ID: MW-2B**
Matrix: Water — **Prep Type: Total/NA**
Analysis Batch: 101392

Analyte	Sample Result	Sample Qualifier		DU Result	DU Qualifier	Unit	D			RPD	RPD Limit
Chloride	5.3			5.28		mg/L				0.06	15

Lab Sample ID: MB 280-101393/7 — **Client Sample ID: Method Blank**
Matrix: Water — **Prep Type: Total/NA**
Analysis Batch: 101393

Analyte	MB Result	MB Qualifier	RL	MDL	Unit	D	Prepared	Analyzed	Dil Fac
Nitrate as N	0.042	U	0.50	0.042	mg/L			12/23/11 12:29	1

Lab Sample ID: LCS 280-101393/5 — **Client Sample ID: Lab Control Sample**
Matrix: Water — **Prep Type: Total/NA**
Analysis Batch: 101393

Analyte			Spike Added	LCS Result	LCS Qualifier	Unit	D	%Rec	%Rec. Limits		
Nitrate as N			5.00	5.16		mg/L		103	90 - 110		

Method: 300.0 - Anions, Ion Chromatography (Continued)

Lab Sample ID: LCSD 280-101393/6 — **Client Sample ID: Lab Control Sample Dup**
Matrix: Water — **Prep Type: Total/NA**
Analysis Batch: 101393

Analyte			Spike Added	LCSD Result	LCSD Qualifier	Unit	D	%Rec	%Rec. Limits	RPD	RPD Limit
Nitrate as N			5.00	5.10		mg/L		102	90 - 110	1	10

Lab Sample ID: MRL 280-101393/4 MRL — **Client Sample ID: Lab Control Sample**
Matrix: Water — **Prep Type: Total/NA**
Analysis Batch: 101393

Analyte			Spike Added	MRL Result	MRL Qualifier	Unit	D	%Rec	%Rec. Limits		
Nitrate as N			0.200	0.195	I	mg/L		98	50 - 150		

Lab Sample ID: 280-24109-2 MS — **Client Sample ID: MW-FL2R**
Matrix: Water — **Prep Type: Total/NA**
Analysis Batch: 101393

Analyte	Sample Result	Sample Qualifier	Spike Added	MS Result	MS Qualifier	Unit	D	%Rec	%Rec. Limits		
Nitrate as N	0.47	I	5.00	5.63		mg/L		103	80 - 120		

Lab Sample ID: 280-24109-2 MSD — **Client Sample ID: MW-FL2R**
Matrix: Water — **Prep Type: Total/NA**
Analysis Batch: 101393

Analyte	Sample Result	Sample Qualifier	Spike Added	MSD Result	MSD Qualifier	Unit	D	%Rec	%Rec. Limits	RPD	RPD Limit
Nitrate as N	0.47	I	5.00	5.83		mg/L		107	80 - 120	3	20

Lab Sample ID: 280-24109-2 DU — **Client Sample ID: MW-FL2R**
Matrix: Water — **Prep Type: Total/NA**
Analysis Batch: 101393

Analyte	Sample Result	Sample Qualifier		DU Result	DU Qualifier	Unit	D			RPD	RPD Limit
Nitrate as N	0.47	I		0.461	I	mg/L				3	15

Lab Sample ID: 280-24109-13 DU — **Client Sample ID: MW-2B**
Matrix: Water — **Prep Type: Total/NA**
Analysis Batch: 101393

Analyte	Sample Result	Sample Qualifier		DU Result	DU Qualifier	Unit	D			RPD	RPD Limit
Nitrate as N	0.57			0.686	J3	mg/L				19	15

Method: 350.1 - Nitrogen, Ammonia

Lab Sample ID: MB 280-101663/20 — **Client Sample ID: Method Blank**
Matrix: Water — **Prep Type: Total/NA**
Analysis Batch: 101663

Analyte	MB Result	MB Qualifier	RL	MDL	Unit	D	Prepared	Analyzed	Dil Fac
Ammonia as N	0.022	U	0.10	0.022	mg/L			12/28/11 12:38	1

Method: 350.1 - Nitrogen, Ammonia (Continued)

Lab Sample ID: LCS 280-101663/21 — **Client Sample ID: Lab Control Sample**
Matrix: Water — **Prep Type: Total/NA**
Analysis Batch: 101663

Analyte	Spike Added	LCS Result	LCS Qualifier	Unit	D	%Rec	%Rec. Limits
Ammonia as N	5.00	4.97		mg/L		99	90 - 110

Lab Sample ID: LCSD 280-101663/22 — **Client Sample ID: Lab Control Sample Dup**
Matrix: Water — **Prep Type: Total/NA**
Analysis Batch: 101663

Analyte	Spike Added	LCSD Result	LCSD Qualifier	Unit	D	%Rec	%Rec. Limits	RPD	RPD Limit
Ammonia as N	5.00	4.99		mg/L		100	90 - 110	0	10

Lab Sample ID: 280-24081-1 MS — **Client Sample ID: MW-4A**
Matrix: Water — **Prep Type: Total/NA**
Analysis Batch: 101663

Analyte	Sample Result	Sample Qualifier	Spike Added	MS Result	MS Qualifier	Unit	D	%Rec	%Rec. Limits
Ammonia as N	0.022	U	4.00	4.79	J3	mg/L		120	90 - 110

Lab Sample ID: 280-24081-1 MSD — **Client Sample ID: MW-4A**
Matrix: Water — **Prep Type: Total/NA**
Analysis Batch: 101663

Analyte	Sample Result	Sample Qualifier	Spike Added	MSD Result	MSD Qualifier	Unit	D	%Rec	%Rec. Limits	RPD	RPD Limit
Ammonia as N	0.022	U	4.00	4.75	J3	mg/L		119	90 - 110	1	20

Lab Sample ID: MB 280-102010/65 — **Client Sample ID: Method Blank**
Matrix: Water — **Prep Type: Total/NA**
Analysis Batch: 102010

Analyte	MB Result	MB Qualifier	RL	MDL	Unit	D	Prepared	Analyzed	Dil Fac
Ammonia as N	0.022	U	0.10	0.022	mg/L			12/30/11 12:43	1

Lab Sample ID: LCS 280-102010/66 — **Client Sample ID: Lab Control Sample**
Matrix: Water — **Prep Type: Total/NA**
Analysis Batch: 102010

Analyte	Spike Added	LCS Result	LCS Qualifier	Unit	D	%Rec	%Rec. Limits
Ammonia as N	5.00	5.00		mg/L		100	90 - 110

Lab Sample ID: LCSD 280-102010/67 — **Client Sample ID: Lab Control Sample Dup**
Matrix: Water — **Prep Type: Total/NA**
Analysis Batch: 102010

Analyte	Spike Added	LCSD Result	LCSD Qualifier	Unit	D	%Rec	%Rec. Limits	RPD	RPD Limit
Ammonia as N	5.00	5.03		mg/L		101	90 - 110	0	10

Lab Sample ID: 280-24109-3 MS — **Client Sample ID: MW-6AR**
Matrix: Water — **Prep Type: Total/NA**
Analysis Batch: 102010

Analyte	Sample Result	Sample Qualifier	Spike Added	MS Result	MS Qualifier	Unit	D	%Rec	%Rec. Limits
Ammonia as N	0.022	U	4.00	3.98		mg/L		100	90 - 110

Method: 350.1 - Nitrogen, Ammonia (Continued)

Lab Sample ID: 280-24109-3 MSD — **Client Sample ID: MW-6AR**
Matrix: Water — **Prep Type: Total/NA**
Analysis Batch: 102010

Analyte	Sample Result	Sample Qualifier	Spike Added	MSD Result	MSD Qualifier	Unit	D	%Rec	%Rec. Limits	RPD	RPD Limit
Ammonia as N	0.022	U	4.00	4.14		mg/L		103	90 - 110	4	20

Method: 410.4 - COD

Lab Sample ID: MB 280-101747/5 — **Client Sample ID: Method Blank**
Matrix: Water — **Prep Type: Total/NA**
Analysis Batch: 101747

Analyte	MB Result	MB Qualifier	RL	MDL	Unit	D	Prepared	Analyzed	Dil Fac
Chemical Oxygen Demand (COD)	4.1	U	20	4.1	mg/L			12/29/11 12:08	1

Lab Sample ID: LCS 280-101747/3 — **Client Sample ID: Lab Control Sample**
Matrix: Water — **Prep Type: Total/NA**
Analysis Batch: 101747

Analyte	Spike Added	LCS Result	LCS Qualifier	Unit	D	%Rec	%Rec. Limits
Chemical Oxygen Demand (COD)	100	99.1		mg/L		99	90 - 110

Lab Sample ID: LCSD 280-101747/4 — **Client Sample ID: Lab Control Sample Dup**
Matrix: Water — **Prep Type: Total/NA**
Analysis Batch: 101747

Analyte	Spike Added	LCSD Result	LCSD Qualifier	Unit	D	%Rec	%Rec. Limits	RPD	RPD Limit
Chemical Oxygen Demand (COD)	100	101		mg/L		101	90 - 110	1	11

Lab Sample ID: 280-24099-C-4 MS — **Client Sample ID: Matrix Spike**
Matrix: Water — **Prep Type: Total/NA**
Analysis Batch: 101747

Analyte	Sample Result	Sample Qualifier	Spike Added	MS Result	MS Qualifier	Unit	D	%Rec	%Rec. Limits
Chemical Oxygen Demand (COD)	23		50.0	70.7		mg/L		96	90 - 110

Lab Sample ID: 280-24099-C-4 MSD — **Client Sample ID: Matrix Spike Duplicate**
Matrix: Water — **Prep Type: Total/NA**
Analysis Batch: 101747

Analyte	Sample Result	Sample Qualifier	Spike Added	MSD Result	MSD Qualifier	Unit	D	%Rec	%Rec. Limits	RPD	RPD Limit
Chemical Oxygen Demand (COD)	23		50.0	71.4		mg/L		97	90 - 110	1	11

Method: 9012A - Cyanide, Total and/or Amenable

Lab Sample ID: MB 280-101559/5-A — **Client Sample ID: Method Blank**
Matrix: Water — **Prep Type: Total/NA**
Analysis Batch: 101805 — **Prep Batch: 101559**

Analyte	MB Result	MB Qualifier	RL	MDL	Unit	D	Prepared	Analyzed	Dil Fac
Total Cyanide	0.0020	U	0.010	0.0020	mg/L		12/28/11 07:50	12/29/11 13:11	1

Method: 9012A - Cyanide, Total and/or Amenable (Continued)

Lab Sample ID: HLCS 280-101559/1-A — **Client Sample ID: Lab Control Sample**
Matrix: Water — **Prep Type: Total/NA**
Analysis Batch: 101805 — **Prep Batch: 101559**

Analyte	Spike Added	HLCS Result	HLCS Qualifier	Unit	D	%Rec	%Rec. Limits
Total Cyanide	0.400	0.388		mg/L		97	90 - 110

Lab Sample ID: LCS 280-101559/3-A — **Client Sample ID: Lab Control Sample**
Matrix: Water — **Prep Type: Total/NA**
Analysis Batch: 101805 — **Prep Batch: 101559**

Analyte	Spike Added	LCS Result	LCS Qualifier	Unit	D	%Rec	%Rec. Limits
Total Cyanide	0.100	0.0943		mg/L		94	90 - 110

Lab Sample ID: LCSD 280-101559/4-A — **Client Sample ID: Lab Control Sample Dup**
Matrix: Water — **Prep Type: Total/NA**
Analysis Batch: 101805 — **Prep Batch: 101559**

Analyte	Spike Added	LCSD Result	LCSD Qualifier	Unit	D	%Rec	%Rec. Limits	RPD	RPD Limit
Total Cyanide	0.100	0.0949		mg/L		95	90 - 110	1	10

Lab Sample ID: LLCS 280-101559/2-A — **Client Sample ID: Lab Control Sample**
Matrix: Water — **Prep Type: Total/NA**
Analysis Batch: 101805 — **Prep Batch: 101559**

Analyte	Spike Added	LLCS Result	LLCS Qualifier	Unit	D	%Rec	%Rec. Limits
Total Cyanide	0.100	0.0951		mg/L		95	90 - 110

Lab Sample ID: 280-23980-A-1-B MS — **Client Sample ID: Matrix Spike**
Matrix: Water — **Prep Type: Total/NA**
Analysis Batch: 101805 — **Prep Batch: 101559**

Analyte	Sample Result	Sample Qualifier	Spike Added	MS Result	MS Qualifier	Unit	D	%Rec	%Rec. Limits
Total Cyanide	0.0020	U	0.100	0.0629	J3	mg/L		63	90 - 110

Lab Sample ID: 280-23980-A-1-C MSD — **Client Sample ID: Matrix Spike Duplicate**
Matrix: Water — **Prep Type: Total/NA**
Analysis Batch: 101805 — **Prep Batch: 101559**

Analyte	Sample Result	Sample Qualifier	Spike Added	MSD Result	MSD Qualifier	Unit	D	%Rec	%Rec. Limits	RPD	RPD Limit
Total Cyanide	0.0020	U	0.100	0.0543	J3	mg/L		54	90 - 110	15	20

Method: 9034 - Sulfide, Acid Soluble and Insoluble (Titrimetric)

Lab Sample ID: MB 280-101483/1-A — **Client Sample ID: Method Blank**
Matrix: Water — **Prep Type: Total/NA**
Analysis Batch: 101502 — **Prep Batch: 101483**

Analyte	MB Result	MB Qualifier	RL	MDL	Unit	D	Prepared	Analyzed	Dil Fac
Total Sulfide	0.79	U	4.0	0.79	mg/L		12/27/11 11:44	12/27/11 13:18	1

Method: 9034 - Sulfide, Acid Soluble and Insoluble (Titrimetric) (Continued)

Lab Sample ID: LCS 280-101483/2-A — **Client Sample ID: Lab Control Sample**
Matrix: Water — **Prep Type: Total/NA**
Analysis Batch: 101502 — **Prep Batch: 101483**

Analyte	Spike Added	LCS Result	LCS Qualifier	Unit	D	%Rec	%Rec. Limits
Total Sulfide	23.4	16.8		mg/L		72	48 - 100

Lab Sample ID: LCSD 280-101483/3-A — **Client Sample ID: Lab Control Sample Dup**
Matrix: Water — **Prep Type: Total/NA**
Analysis Batch: 101502 — **Prep Batch: 101483**

Analyte	Spike Added	LCSD Result	LCSD Qualifier	Unit	D	%Rec	%Rec. Limits	RPD	RPD Limit
Total Sulfide	23.4	16.6		mg/L		71	48 - 100	1	20

Method: SM 2120B - Color, Colorimetric

Lab Sample ID: MB 280-101283/1 — **Client Sample ID: Method Blank**
Matrix: Water — **Prep Type: Total/NA**
Analysis Batch: 101283

Analyte	MB Result	MB Qualifier	RL	RL	Unit	D	Prepared	Analyzed	Dil Fac
Color	5.0	U	5.0	5.0	PCU			12/23/11 10:37	1

Lab Sample ID: 280-24081-1 DU — **Client Sample ID: MW-4A**
Matrix: Water — **Prep Type: Total/NA**
Analysis Batch: 101283

Analyte	Sample Result	Sample Qualifier	DU Result	DU Qualifier	Unit	D	RPD	RPD Limit
Color	5.0	U	5.0	U	PCU		NC	20

Lab Sample ID: MB 280-101372/1 — **Client Sample ID: Method Blank**
Matrix: Water — **Prep Type: Total/NA**
Analysis Batch: 101372

Analyte	MB Result	MB Qualifier	RL	RL	Unit	D	Prepared	Analyzed	Dil Fac
Color	5.0	U	5.0	5.0	PCU			12/23/11 17:39	1

Lab Sample ID: 280-24109-1 DU — **Client Sample ID: Equipment Blank**
Matrix: Water — **Prep Type: Total/NA**
Analysis Batch: 101372

Analyte	Sample Result	Sample Qualifier	DU Result	DU Qualifier	Unit	D	RPD	RPD Limit
Color	5.0	U	5.0	U	PCU		NC	20

Lab Sample ID: 280-24109-11 DU — **Client Sample ID: MW-FL3**
Matrix: Water — **Prep Type: Total/NA**
Analysis Batch: 101372

Analyte	Sample Result	Sample Qualifier	DU Result	DU Qualifier	Unit	D	RPD	RPD Limit
Color	5.0	U	5.0	U	PCU		NC	20

Method: SM 2320B - Alkalinity

Lab Sample ID: MB 280-101699/33 — **Client Sample ID: Method Blank**
Matrix: Water — **Prep Type: Total/NA**
Analysis Batch: 101699

Analyte	MB Result	MB Qualifier	RL	MDL	Unit	D	Prepared	Analyzed	Dil Fac
Total Alkalinity	1.22	I	5.0	1.1	mg/L			12/28/11 18:12	1

Lab Sample ID: LCS 280-101699/31 — **Client Sample ID: Lab Control Sample**
Matrix: Water — **Prep Type: Total/NA**
Analysis Batch: 101699

Analyte	Spike Added	LCS Result	LCS Qualifier	Unit	D	%Rec	%Rec. Limits
Total Alkalinity	200	215		mg/L		108	90 - 110

Lab Sample ID: LCSD 280-101699/32 — **Client Sample ID: Lab Control Sample Dup**
Matrix: Water — **Prep Type: Total/NA**
Analysis Batch: 101699

Analyte	Spike Added	LCSD Result	LCSD Qualifier	Unit	D	%Rec	%Rec. Limits	RPD	RPD Limit
Total Alkalinity	200	216		mg/L		108	90 - 110	1	10

Lab Sample ID: 280-24089-D-1 DU — **Client Sample ID: Duplicate**
Matrix: Water — **Prep Type: Total/NA**
Analysis Batch: 101699

Analyte	Sample Result	Sample Qualifier	DU Result	DU Qualifier	Unit	D	RPD	RPD Limit
Total Alkalinity	270	V	266		mg/L		0.2	10

Lab Sample ID: MB 280-101881/33 — **Client Sample ID: Method Blank**
Matrix: Water — **Prep Type: Total/NA**
Analysis Batch: 101881

Analyte	MB Result	MB Qualifier	RL	MDL	Unit	D	Prepared	Analyzed	Dil Fac
Total Alkalinity	1.1	U	5.0	1.1	mg/L			12/29/11 13:52	1

Lab Sample ID: MB 280-101881/6 — **Client Sample ID: Method Blank**
Matrix: Water — **Prep Type: Total/NA**
Analysis Batch: 101881

Analyte	MB Result	MB Qualifier	RL	MDL	Unit	D	Prepared	Analyzed	Dil Fac
Total Alkalinity	1.65	I	5.0	1.1	mg/L			12/29/11 09:50	1

Lab Sample ID: LCS 280-101881/31 — **Client Sample ID: Lab Control Sample**
Matrix: Water — **Prep Type: Total/NA**
Analysis Batch: 101881

Analyte	Spike Added	LCS Result	LCS Qualifier	Unit	D	%Rec	%Rec. Limits
Total Alkalinity	200	211		mg/L		105	90 - 110

Lab Sample ID: LCS 280-101881/4 — **Client Sample ID: Lab Control Sample**
Matrix: Water — **Prep Type: Total/NA**
Analysis Batch: 101881

Analyte	Spike Added	LCS Result	LCS Qualifier	Unit	D	%Rec	%Rec. Limits
Total Alkalinity	200	208		mg/L		104	90 - 110

Method: SM 2320B - Alkalinity (Continued)

Lab Sample ID: LCSD 280-101881/32 — **Client Sample ID: Lab Control Sample Dup**
Matrix: Water — **Prep Type: Total/NA**
Analysis Batch: 101881

Analyte			Spike Added	LCSD Result	LCSD Qualifier	Unit	D	%Rec	%Rec. Limits	RPD	RPD Limit
Total Alkalinity			200	211		mg/L		105	90 - 110	0	10

Lab Sample ID: LCSD 280-101881/5 — **Client Sample ID: Lab Control Sample Dup**
Matrix: Water — **Prep Type: Total/NA**
Analysis Batch: 101881

Analyte			Spike Added	LCSD Result	LCSD Qualifier	Unit	D	%Rec	%Rec. Limits	RPD	RPD Limit
Total Alkalinity			200	208		mg/L		104	90 - 110	0	10

Lab Sample ID: 280-24109-12 DU — **Client Sample ID: MW-8R**
Matrix: Water — **Prep Type: Total/NA**
Analysis Batch: 101881

Analyte	Sample Result	Sample Qualifier		DU Result	DU Qualifier	Unit	D			RPD	RPD Limit
Total Alkalinity	94			93.6		mg/L				0.4	10

Method: SM 2540C - Solids, Total Dissolved (TDS)

Lab Sample ID: MB 280-101593/1 — **Client Sample ID: Method Blank**
Matrix: Water — **Prep Type: Total/NA**
Analysis Batch: 101593

Analyte	MB Result	MB Qualifier	RL	MDL	Unit	D	Prepared	Analyzed	Dil Fac
Total Dissolved Solids	4.7	U	10	4.7	mg/L			12/28/11 09:54	1

Lab Sample ID: LCS 280-101593/2 — **Client Sample ID: Lab Control Sample**
Matrix: Water — **Prep Type: Total/NA**
Analysis Batch: 101593

Analyte			Spike Added	LCS Result	LCS Qualifier	Unit	D	%Rec	%Rec. Limits		
Total Dissolved Solids			500	488		mg/L		98	86 - 110		

Lab Sample ID: LCSD 280-101593/3 — **Client Sample ID: Lab Control Sample Dup**
Matrix: Water — **Prep Type: Total/NA**
Analysis Batch: 101593

Analyte			Spike Added	LCSD Result	LCSD Qualifier	Unit	D	%Rec	%Rec. Limits	RPD	RPD Limit
Total Dissolved Solids			500	495		mg/L		99	86 - 110	1	20

Lab Sample ID: 280-24081-1 DU — **Client Sample ID: MW-4A**
Matrix: Water — **Prep Type: Total/NA**
Analysis Batch: 101593

Analyte	Sample Result	Sample Qualifier		DU Result	DU Qualifier	Unit	D			RPD	RPD Limit
Total Dissolved Solids	50			54.0		mg/L				8	10

Method: SM 2540C - Solids, Total Dissolved (TDS) (Continued)

Lab Sample ID: MB 280-101726/1 — **Client Sample ID: Method Blank**
Matrix: Water — **Prep Type: Total/NA**
Analysis Batch: 101726

Analyte	MB Result	MB Qualifier	RL	MDL	Unit	D	Prepared	Analyzed	Dil Fac
Total Dissolved Solids	4.7	U	10	4.7	mg/L			12/29/11 09:47	1

Lab Sample ID: LCS 280-101726/2 — **Client Sample ID: Lab Control Sample**
Matrix: Water — **Prep Type: Total/NA**
Analysis Batch: 101726

Analyte	Spike Added	LCS Result	LCS Qualifier	Unit	D	%Rec	%Rec. Limits
Total Dissolved Solids	500	468		mg/L		94	86 - 110

Lab Sample ID: LCSD 280-101726/3 — **Client Sample ID: Lab Control Sample Dup**
Matrix: Water — **Prep Type: Total/NA**
Analysis Batch: 101726

Analyte	Spike Added	LCSD Result	LCSD Qualifier	Unit	D	%Rec	%Rec. Limits	RPD	RPD Limit
Total Dissolved Solids	500	485		mg/L		97	86 - 110	4	20

Lab Sample ID: 280-24101-C-1 DU — **Client Sample ID: Duplicate**
Matrix: Water — **Prep Type: Total/NA**
Analysis Batch: 101726

Analyte	Sample Result	Sample Qualifier	DU Result	DU Qualifier	Unit	D	RPD	RPD Limit
Total Dissolved Solids	1500		1490		mg/L		2	10

Lab Sample ID: 280-24109-5 DU — **Client Sample ID: MW-5B**
Matrix: Water — **Prep Type: Total/NA**
Analysis Batch: 101726

Analyte	Sample Result	Sample Qualifier	DU Result	DU Qualifier	Unit	D	RPD	RPD Limit
Total Dissolved Solids	110		112		mg/L		2	10

Lab Sample ID: MB 280-101728/1 — **Client Sample ID: Method Blank**
Matrix: Water — **Prep Type: Total/NA**
Analysis Batch: 101728

Analyte	MB Result	MB Qualifier	RL	MDL	Unit	D	Prepared	Analyzed	Dil Fac
Total Dissolved Solids	4.7	U	10	4.7	mg/L			12/29/11 09:59	1

Lab Sample ID: LCS 280-101728/2 — **Client Sample ID: Lab Control Sample**
Matrix: Water — **Prep Type: Total/NA**
Analysis Batch: 101728

Analyte	Spike Added	LCS Result	LCS Qualifier	Unit	D	%Rec	%Rec. Limits
Total Dissolved Solids	500	487		mg/L		97	86 - 110

Lab Sample ID: LCSD 280-101728/3 — **Client Sample ID: Lab Control Sample Dup**
Matrix: Water — **Prep Type: Total/NA**
Analysis Batch: 101728

Analyte	Spike Added	LCSD Result	LCSD Qualifier	Unit	D	%Rec	%Rec. Limits	RPD	RPD Limit
Total Dissolved Solids	500	481		mg/L		96	86 - 110	1	20

Method: SM 2540C - Solids, Total Dissolved (TDS) (Continued)

Lab Sample ID: 280-24109-14 DU — **Client Sample ID: MW-2AR**
Matrix: Water — **Prep Type: Total/NA**
Analysis Batch: 101728

Analyte	Sample Result	Sample Qualifier		DU Result	DU Qualifier	Unit	D			RPD	RPD Limit
Total Dissolved Solids	19			18.0		mg/L				5	10

Method: SM5210B - BOD, 5 Day

Lab Sample ID: MB 280-101308/6 — **Client Sample ID: Method Blank**
Matrix: Water — **Prep Type: Total/NA**
Analysis Batch: 101308

Analyte	MB Result	MB Qualifier	RL	MDL	Unit	D	Prepared	Analyzed	Dil Fac
Biochemical Oxygen Demand	0.24	U	2.0	0.24	mg/L			12/23/11 12:37	1

Lab Sample ID: LCS 280-101308/3 — **Client Sample ID: Lab Control Sample**
Matrix: Water — **Prep Type: Total/NA**
Analysis Batch: 101308

Analyte			Spike Added	LCS Result	LCS Qualifier	Unit	D	%Rec	%Rec. Limits		
Biochemical Oxygen Demand			198	182		mg/L		92	85 - 115		

Lab Sample ID: LCSD 280-101308/5 — **Client Sample ID: Lab Control Sample Dup**
Matrix: Water — **Prep Type: Total/NA**
Analysis Batch: 101308

Analyte			Spike Added	LCSD Result	LCSD Qualifier	Unit	D	%Rec	%Rec. Limits	RPD	RPD Limit
Biochemical Oxygen Demand			198	179		mg/L		91	85 - 115	2	20

Lab Sample ID: 280-24099-A-1 DU — **Client Sample ID: Duplicate**
Matrix: Water — **Prep Type: Total/NA**
Analysis Batch: 101308

Analyte	Sample Result	Sample Qualifier		DU Result	DU Qualifier	Unit	D			RPD	RPD Limit
Biochemical Oxygen Demand	47			47.0		mg/L				0.8	20

QC Association Summary

Client: Waste Management
Project/Site: FL26|Vista

TestAmerica Job ID: 280-24081-1

GC/MS VOA

Analysis Batch: 101774

Lab Sample ID	Client Sample ID	Prep Type	Matrix	Method	Prep Batch
280-24081-1	MW-4A	Total/NA	Water	8260B	
280-24081-2	MW-4B	Total/NA	Water	8260B	
280-24081-3	MW-FL1	Total/NA	Water	8260B	
280-24081-4	MW-3B	Total/NA	Water	8260B	
280-24081-5	MW-3A	Total/NA	Water	8260B	
280-24081-6	TRIP BLANK 1	Total/NA	Water	8260B	
280-24095-Y-1 MS	Matrix Spike	Total/NA	Water	8260B	
280-24095-Y-1 MSD	Matrix Spike Duplicate	Total/NA	Water	8260B	
LCS 280-101774/4	Lab Control Sample	Total/NA	Water	8260B	
LCSD 280-101774/5	Lab Control Sample Dup	Total/NA	Water	8260B	
MB 280-101774/6	Method Blank	Total/NA	Water	8260B	

Analysis Batch: 101865

Lab Sample ID	Client Sample ID	Prep Type	Matrix	Method	Prep Batch
280-24103-2	TRIP BLANK 2	Total/NA	Water	8260B	
280-24179-D-29 MS	Matrix Spike	Total/NA	Water	8260B	
280-24179-D-29 MSD	Matrix Spike Duplicate	Total/NA	Water	8260B	
LCS 280-101865/5	Lab Control Sample	Total/NA	Water	8260B	
LCSD 280-101865/4	Lab Control Sample Dup	Total/NA	Water	8260B	
MB 280-101865/12	Method Blank	Total/NA	Water	8260B	

Analysis Batch: 101933

Lab Sample ID	Client Sample ID	Prep Type	Matrix	Method	Prep Batch
280-24103-1	L-1	Total/NA	Water	8260B	
280-24179-C-12 MS	Matrix Spike	Total/NA	Water	8260B	
280-24179-C-12 MSD	Matrix Spike Duplicate	Total/NA	Water	8260B	
LCS 280-101933/4	Lab Control Sample	Total/NA	Water	8260B	
LCSD 280-101933/5	Lab Control Sample Dup	Total/NA	Water	8260B	
MB 280-101933/6	Method Blank	Total/NA	Water	8260B	

Analysis Batch: 102058

Lab Sample ID	Client Sample ID	Prep Type	Matrix	Method	Prep Batch
280-24101-H-1 MS	Matrix Spike	Total/NA	Water	8260B	
280-24101-H-1 MSD	Matrix Spike Duplicate	Total/NA	Water	8260B	
280-24109-2	MW-FL2R	Total/NA	Water	8260B	
280-24109-3	MW-6AR	Total/NA	Water	8260B	
280-24109-4	MW-6BR	Total/NA	Water	8260B	
280-24109-5	MW-5B	Total/NA	Water	8260B	
280-24109-6	MW-5A	Total/NA	Water	8260B	
280-24109-7	MW-7A	Total/NA	Water	8260B	
280-24109-8	MW-7B	Total/NA	Water	8260B	
280-24109-9	MW-1A	Total/NA	Water	8260B	
280-24109-10	MW-1B	Total/NA	Water	8260B	
280-24109-11	MW-FL3	Total/NA	Water	8260B	
280-24109-12	MW-8R	Total/NA	Water	8260B	
280-24109-13	MW-2B	Total/NA	Water	8260B	
280-24109-14	MW-2AR	Total/NA	Water	8260B	
280-24109-15	TRIP BLANK 3	Total/NA	Water	8260B	
LCS 280-102058/4	Lab Control Sample	Total/NA	Water	8260B	
LCSD 280-102058/5	Lab Control Sample Dup	Total/NA	Water	8260B	
MB 280-102058/6	Method Blank	Total/NA	Water	8260B	

QC Association Summary

Client: Waste Management
Project/Site: FL26|Vista

TestAmerica Job ID: 280-24081-1

GC/MS Semi VOA

Prep Batch: 101313

Lab Sample ID	Client Sample ID	Prep Type	Matrix	Method	Prep Batch
280-24103-1	L-1	Total/NA	Water	3520C	
LCS 280-101313/2-A	Lab Control Sample	Total/NA	Water	3520C	
LCSD 280-101313/3-A	Lab Control Sample Dup	Total/NA	Water	3520C	
MB 280-101313/1-A	Method Blank	Total/NA	Water	3520C	

Analysis Batch: 101928

Lab Sample ID	Client Sample ID	Prep Type	Matrix	Method	Prep Batch
280-24103-1	L-1	Total/NA	Water	8270C	101313
LCS 280-101313/2-A	Lab Control Sample	Total/NA	Water	8270C	101313
LCSD 280-101313/3-A	Lab Control Sample Dup	Total/NA	Water	8270C	101313
MB 280-101313/1-A	Method Blank	Total/NA	Water	8270C	101313

GC Semi VOA

Prep Batch: 101270

Lab Sample ID	Client Sample ID	Prep Type	Matrix	Method	Prep Batch
280-24081-1	MW-4A	Total/NA	Water	504.1	
280-24081-2	MW-4B	Total/NA	Water	504.1	
280-24081-3	MW-FL1	Total/NA	Water	504.1	
280-24081-4	MW-3B	Total/NA	Water	504.1	
280-24081-5	MW-3A	Total/NA	Water	504.1	
LCS 280-101270/2-A	Lab Control Sample	Total/NA	Water	504.1	
LCSD 280-101270/3-A	Lab Control Sample Dup	Total/NA	Water	504.1	
LLCS 280-101270/1-A	Lab Control Sample	Total/NA	Water	504.1	
MB 280-101270/4-A	Method Blank	Total/NA	Water	504.1	

Analysis Batch: 101407

Lab Sample ID	Client Sample ID	Prep Type	Matrix	Method	Prep Batch
280-24081-1	MW-4A	Total/NA	Water	504.1	101270
280-24081-2	MW-4B	Total/NA	Water	504.1	101270
280-24081-3	MW-FL1	Total/NA	Water	504.1	101270
280-24081-4	MW-3B	Total/NA	Water	504.1	101270
280-24081-5	MW-3A	Total/NA	Water	504.1	101270
LCS 280-101270/2-A	Lab Control Sample	Total/NA	Water	504.1	101270
LCSD 280-101270/3-A	Lab Control Sample Dup	Total/NA	Water	504.1	101270
LLCS 280-101270/1-A	Lab Control Sample	Total/NA	Water	504.1	101270
MB 280-101270/4-A	Method Blank	Total/NA	Water	504.1	101270

Prep Batch: 101441

Lab Sample ID	Client Sample ID	Prep Type	Matrix	Method	Prep Batch
280-24109-2	MW-FL2R	Total/NA	Water	504.1	
280-24109-3	MW-6AR	Total/NA	Water	504.1	
280-24109-4	MW-6BR	Total/NA	Water	504.1	
LCS 280-101441/2-A	Lab Control Sample	Total/NA	Water	504.1	
LCSD 280-101441/3-A	Lab Control Sample Dup	Total/NA	Water	504.1	
LLCS 280-101441/1-A	Lab Control Sample	Total/NA	Water	504.1	
MB 280-101441/4-A	Method Blank	Total/NA	Water	504.1	

Prep Batch: 101442

Lab Sample ID	Client Sample ID	Prep Type	Matrix	Method	Prep Batch
280-24109-5	MW-5B	Total/NA	Water	504.1	
280-24109-6	MW-5A	Total/NA	Water	504.1	

GC Semi VOA (Continued)

Prep Batch: 101442 (Continued)

Lab Sample ID	Client Sample ID	Prep Type	Matrix	Method	Prep Batch
280-24109-7	MW-7A	Total/NA	Water	504.1	
280-24109-8	MW-7B	Total/NA	Water	504.1	
280-24109-9	MW-1A	Total/NA	Water	504.1	
280-24109-10	MW-1B	Total/NA	Water	504.1	
280-24109-11	MW-FL3	Total/NA	Water	504.1	
280-24109-12	MW-8R	Total/NA	Water	504.1	
280-24109-13	MW-2B	Total/NA	Water	504.1	
280-24109-14	MW-2AR	Total/NA	Water	504.1	
LCS 280-101442/2-A	Lab Control Sample	Total/NA	Water	504.1	
LCSD 280-101442/3-A	Lab Control Sample Dup	Total/NA	Water	504.1	
LLCS 280-101442/1-A	Lab Control Sample	Total/NA	Water	504.1	
MB 280-101442/4-A	Method Blank	Total/NA	Water	504.1	

Prep Batch: 101527

Lab Sample ID	Client Sample ID	Prep Type	Matrix	Method	Prep Batch
280-24103-1	L-1	Total/NA	Water	8151A	
LCS 280-101527/2-A	Lab Control Sample	Total/NA	Water	8151A	
LCSD 280-101527/3-A	Lab Control Sample Dup	Total/NA	Water	8151A	
MB 280-101527/1-A	Method Blank	Total/NA	Water	8151A	

Prep Batch: 101528

Lab Sample ID	Client Sample ID	Prep Type	Matrix	Method	Prep Batch
280-24103-1	L-1	Total/NA	Water	3510C	
LCS 280-101528/2-A	Lab Control Sample	Total/NA	Water	3510C	
LCS 280-101528/4-A	Lab Control Sample	Total/NA	Water	3510C	
LCSD 280-101528/3-A	Lab Control Sample Dup	Total/NA	Water	3510C	
LCSD 280-101528/5-A	Lab Control Sample Dup	Total/NA	Water	3510C	
MB 280-101528/1-A	Method Blank	Total/NA	Water	3510C	

Analysis Batch: 101629

Lab Sample ID	Client Sample ID	Prep Type	Matrix	Method	Prep Batch
280-24109-2	MW-FL2R	Total/NA	Water	504.1	101441
280-24109-3	MW-6AR	Total/NA	Water	504.1	101441
280-24109-4	MW-6BR	Total/NA	Water	504.1	101441
280-24109-5	MW-5B	Total/NA	Water	504.1	101442
280-24109-6	MW-5A	Total/NA	Water	504.1	101442
280-24109-7	MW-7A	Total/NA	Water	504.1	101442
280-24109-8	MW-7B	Total/NA	Water	504.1	101442
280-24109-9	MW-1A	Total/NA	Water	504.1	101442
280-24109-10	MW-1B	Total/NA	Water	504.1	101442
280-24109-11	MW-FL3	Total/NA	Water	504.1	101442
280-24109-12	MW-8R	Total/NA	Water	504.1	101442
280-24109-13	MW-2B	Total/NA	Water	504.1	101442
280-24109-14	MW-2AR	Total/NA	Water	504.1	101442
LCS 280-101441/2-A	Lab Control Sample	Total/NA	Water	504.1	101441
LCS 280-101442/2-A	Lab Control Sample	Total/NA	Water	504.1	101442
LCSD 280-101441/3-A	Lab Control Sample Dup	Total/NA	Water	504.1	101441
LCSD 280-101442/3-A	Lab Control Sample Dup	Total/NA	Water	504.1	101442
LLCS 280-101441/1-A	Lab Control Sample	Total/NA	Water	504.1	101441
LLCS 280-101442/1-A	Lab Control Sample	Total/NA	Water	504.1	101442
MB 280-101441/4-A	Method Blank	Total/NA	Water	504.1	101441
MB 280-101442/4-A	Method Blank	Total/NA	Water	504.1	101442

GC Semi VOA (Continued)

Analysis Batch: 101694

Lab Sample ID	Client Sample ID	Prep Type	Matrix	Method	Prep Batch
280-24103-1	L-1	Total/NA	Water	8082	101528
LCS 280-101528/4-A	Lab Control Sample	Total/NA	Water	8082	101528
LCSD 280-101528/5-A	Lab Control Sample Dup	Total/NA	Water	8082	101528
MB 280-101528/1-A	Method Blank	Total/NA	Water	8082	101528

Prep Batch: 101879

Lab Sample ID	Client Sample ID	Prep Type	Matrix	Method	Prep Batch
280-24103-1	L-1	Total/NA	Water	504.1	
LCS 280-101879/2-A	Lab Control Sample	Total/NA	Water	504.1	
LCSD 280-101879/3-A	Lab Control Sample Dup	Total/NA	Water	504.1	
LLCS 280-101879/1-A	Lab Control Sample	Total/NA	Water	504.1	
MB 280-101879/4-A	Method Blank	Total/NA	Water	504.1	

Analysis Batch: 102025

Lab Sample ID	Client Sample ID	Prep Type	Matrix	Method	Prep Batch
280-24103-1	L-1	Total/NA	Water	504.1	101879
LCS 280-101879/2-A	Lab Control Sample	Total/NA	Water	504.1	101879
LCSD 280-101879/3-A	Lab Control Sample Dup	Total/NA	Water	504.1	101879
LLCS 280-101879/1-A	Lab Control Sample	Total/NA	Water	504.1	101879
MB 280-101879/4-A	Method Blank	Total/NA	Water	504.1	101879

Analysis Batch: 102251

Lab Sample ID	Client Sample ID	Prep Type	Matrix	Method	Prep Batch
280-24103-1	L-1	Total/NA	Water	8151A	101527
LCS 280-101527/2-A	Lab Control Sample	Total/NA	Water	8151A	101527
LCSD 280-101527/3-A	Lab Control Sample Dup	Total/NA	Water	8151A	101527
MB 280-101527/1-A	Method Blank	Total/NA	Water	8151A	101527

Analysis Batch: 102262

Lab Sample ID	Client Sample ID	Prep Type	Matrix	Method	Prep Batch
280-24103-1	L-1	Total/NA	Water	8081A	101528
LCS 280-101528/2-A	Lab Control Sample	Total/NA	Water	8081A	101528
LCSD 280-101528/3-A	Lab Control Sample Dup	Total/NA	Water	8081A	101528
MB 280-101528/1-A	Method Blank	Total/NA	Water	8081A	101528

Metals

Prep Batch: 101192

Lab Sample ID	Client Sample ID	Prep Type	Matrix	Method	Prep Batch
280-24024-A-1-B MS	Matrix Spike	Total Recoverable	Water	3005A	
280-24024-A-1-C MSD	Matrix Spike Duplicate	Total Recoverable	Water	3005A	
280-24081-1	MW-4A	Total Recoverable	Water	3005A	
280-24081-2	MW-4B	Total Recoverable	Water	3005A	
280-24081-3	MW-FL1	Total Recoverable	Water	3005A	
280-24081-4	MW-3B	Total Recoverable	Water	3005A	
280-24081-5	MW-3A	Total Recoverable	Water	3005A	
LCS 280-101192/2-A	Lab Control Sample	Total Recoverable	Water	3005A	
MB 280-101192/1-A	Method Blank	Total Recoverable	Water	3005A	

Prep Batch: 101193

Lab Sample ID	Client Sample ID	Prep Type	Matrix	Method	Prep Batch
280-24024-A-1-E MS	Matrix Spike	Total Recoverable	Water	3005A	

Metals (Continued)

Prep Batch: 101193 (Continued)

Lab Sample ID	Client Sample ID	Prep Type	Matrix	Method	Prep Batch
280-24024-A-1-F MSD	Matrix Spike Duplicate	Total Recoverable	Water	3005A	
280-24081-1	MW-4A	Total Recoverable	Water	3005A	
280-24081-2	MW-4B	Total Recoverable	Water	3005A	
280-24081-3	MW-FL1	Total Recoverable	Water	3005A	
280-24081-4	MW-3B	Total Recoverable	Water	3005A	
280-24081-5	MW-3A	Total Recoverable	Water	3005A	
LCS 280-101193/2-A	Lab Control Sample	Total Recoverable	Water	3005A	
MB 280-101193/1-A	Method Blank	Total Recoverable	Water	3005A	

Prep Batch: 101251

Lab Sample ID	Client Sample ID	Prep Type	Matrix	Method	Prep Batch
280-24081-1	MW-4A	Total/NA	Water	7470A	
280-24081-2	MW-4B	Total/NA	Water	7470A	
280-24081-3	MW-FL1	Total/NA	Water	7470A	
280-24081-4	MW-3B	Total/NA	Water	7470A	
280-24081-5	MW-3A	Total/NA	Water	7470A	
280-24091-A-1-B MS	Matrix Spike	Total/NA	Water	7470A	
280-24091-A-1-C MSD	Matrix Spike Duplicate	Total/NA	Water	7470A	
LCS 280-101251/2-A	Lab Control Sample	Total/NA	Water	7470A	
MB 280-101251/1-A	Method Blank	Total/NA	Water	7470A	

Prep Batch: 101350

Lab Sample ID	Client Sample ID	Prep Type	Matrix	Method	Prep Batch
280-24103-1	L-1	Total Recoverable	Water	3005A	
280-24103-1 MS	L-1	Total Recoverable	Water	3005A	
280-24103-1 MSD	L-1	Total Recoverable	Water	3005A	
280-24109-1	Equipment Blank	Total Recoverable	Water	3005A	
280-24109-2	MW-FL2R	Total Recoverable	Water	3005A	
280-24109-3	MW-6AR	Total Recoverable	Water	3005A	
280-24109-4	MW-6BR	Total Recoverable	Water	3005A	
280-24109-5	MW-5B	Total Recoverable	Water	3005A	
280-24109-6	MW-5A	Total Recoverable	Water	3005A	
280-24109-7	MW-7A	Total Recoverable	Water	3005A	
280-24109-8	MW-7B	Total Recoverable	Water	3005A	
280-24109-9	MW-1A	Total Recoverable	Water	3005A	
280-24109-10	MW-1B	Total Recoverable	Water	3005A	
280-24109-11	MW-FL3	Total Recoverable	Water	3005A	
280-24109-12	MW-8R	Total Recoverable	Water	3005A	
280-24109-13	MW-2B	Total Recoverable	Water	3005A	
280-24109-14	MW-2AR	Total Recoverable	Water	3005A	
LCS 280-101350/2-A	Lab Control Sample	Total Recoverable	Water	3005A	
MB 280-101350/1-A	Method Blank	Total Recoverable	Water	3005A	

Prep Batch: 101355

Lab Sample ID	Client Sample ID	Prep Type	Matrix	Method	Prep Batch
280-24103-1	L-1	Total Recoverable	Water	3005A	
280-24103-1 MS	L-1	Total Recoverable	Water	3005A	
280-24103-1 MSD	L-1	Total Recoverable	Water	3005A	
280-24109-1	Equipment Blank	Total Recoverable	Water	3005A	
280-24109-2	MW-FL2R	Total Recoverable	Water	3005A	
280-24109-3	MW-6AR	Total Recoverable	Water	3005A	
280-24109-4	MW-6BR	Total Recoverable	Water	3005A	

Metals (Continued)

Prep Batch: 101355 (Continued)

Lab Sample ID	Client Sample ID	Prep Type	Matrix	Method	Prep Batch
280-24109-5	MW-5B	Total Recoverable	Water	3005A	
280-24109-6	MW-5A	Total Recoverable	Water	3005A	
280-24109-7	MW-7A	Total Recoverable	Water	3005A	
280-24109-8	MW-7B	Total Recoverable	Water	3005A	
280-24109-9	MW-1A	Total Recoverable	Water	3005A	
280-24109-10	MW-1B	Total Recoverable	Water	3005A	
280-24109-11	MW-FL3	Total Recoverable	Water	3005A	
280-24109-12	MW-8R	Total Recoverable	Water	3005A	
280-24109-13	MW-2B	Total Recoverable	Water	3005A	
280-24109-14	MW-2AR	Total Recoverable	Water	3005A	
LCS 280-101355/2-A	Lab Control Sample	Total Recoverable	Water	3005A	
MB 280-101355/1-A	Method Blank	Total Recoverable	Water	3005A	

Prep Batch: 101516

Lab Sample ID	Client Sample ID	Prep Type	Matrix	Method	Prep Batch
280-24103-1	L-1	Total/NA	Water	7470A	
280-24103-1 MS	L-1	Total/NA	Water	7470A	
280-24103-1 MSD	L-1	Total/NA	Water	7470A	
280-24109-1	Equipment Blank	Total/NA	Water	7470A	
280-24109-2	MW-FL2R	Total/NA	Water	7470A	
280-24109-3	MW-6AR	Total/NA	Water	7470A	
280-24109-4	MW-6BR	Total/NA	Water	7470A	
280-24109-5	MW-5B	Total/NA	Water	7470A	
280-24109-6	MW-5A	Total/NA	Water	7470A	
280-24109-7	MW-7A	Total/NA	Water	7470A	
280-24109-8	MW-7B	Total/NA	Water	7470A	
280-24109-9	MW-1A	Total/NA	Water	7470A	
280-24109-10	MW-1B	Total/NA	Water	7470A	
280-24109-11	MW-FL3	Total/NA	Water	7470A	
280-24109-12	MW-8R	Total/NA	Water	7470A	
280-24109-13	MW-2B	Total/NA	Water	7470A	
280-24109-14	MW-2AR	Total/NA	Water	7470A	
LCS 280-101516/2-A	Lab Control Sample	Total/NA	Water	7470A	
MB 280-101516/1-A	Method Blank	Total/NA	Water	7470A	

Analysis Batch: 101578

Lab Sample ID	Client Sample ID	Prep Type	Matrix	Method	Prep Batch
280-24024-A-1-B MS	Matrix Spike	Total Recoverable	Water	6010B	101192
280-24024-A-1-C MSD	Matrix Spike Duplicate	Total Recoverable	Water	6010B	101192
280-24081-1	MW-4A	Total Recoverable	Water	6010B	101192
280-24081-2	MW-4B	Total Recoverable	Water	6010B	101192
280-24081-3	MW-FL1	Total Recoverable	Water	6010B	101192
280-24081-4	MW-3B	Total Recoverable	Water	6010B	101192
280-24081-5	MW-3A	Total Recoverable	Water	6010B	101192
LCS 280-101192/2-A	Lab Control Sample	Total Recoverable	Water	6010B	101192
MB 280-101192/1-A	Method Blank	Total Recoverable	Water	6010B	101192

Analysis Batch: 101583

Lab Sample ID	Client Sample ID	Prep Type	Matrix	Method	Prep Batch
280-24024-A-1-E MS	Matrix Spike	Total Recoverable	Water	6020	101193
280-24024-A-1-F MSD	Matrix Spike Duplicate	Total Recoverable	Water	6020	101193
280-24081-1	MW-4A	Total Recoverable	Water	6020	101193

Metals (Continued)

Analysis Batch: 101583 (Continued)

Lab Sample ID	Client Sample ID	Prep Type	Matrix	Method	Prep Batch
280-24081-2	MW-4B	Total Recoverable	Water	6020	101193
280-24081-3	MW-FL1	Total Recoverable	Water	6020	101193
280-24081-4	MW-3B	Total Recoverable	Water	6020	101193
280-24081-5	MW-3A	Total Recoverable	Water	6020	101193
280-24103-1	L-1	Total Recoverable	Water	6020	101355
280-24103-1 MS	L-1	Total Recoverable	Water	6020	101355
280-24103-1 MSD	L-1	Total Recoverable	Water	6020	101355
280-24109-1	Equipment Blank	Total Recoverable	Water	6020	101355
280-24109-2	MW-FL2R	Total Recoverable	Water	6020	101355
280-24109-3	MW-6AR	Total Recoverable	Water	6020	101355
280-24109-4	MW-6BR	Total Recoverable	Water	6020	101355
280-24109-5	MW-5B	Total Recoverable	Water	6020	101355
280-24109-6	MW-5A	Total Recoverable	Water	6020	101355
280-24109-7	MW-7A	Total Recoverable	Water	6020	101355
280-24109-8	MW-7B	Total Recoverable	Water	6020	101355
280-24109-9	MW-1A	Total Recoverable	Water	6020	101355
280-24109-10	MW-1B	Total Recoverable	Water	6020	101355
280-24109-11	MW-FL3	Total Recoverable	Water	6020	101355
280-24109-12	MW-8R	Total Recoverable	Water	6020	101355
280-24109-13	MW-2B	Total Recoverable	Water	6020	101355
280-24109-14	MW-2AR	Total Recoverable	Water	6020	101355
LCS 280-101193/2-A	Lab Control Sample	Total Recoverable	Water	6020	101193
LCS 280-101355/2-A	Lab Control Sample	Total Recoverable	Water	6020	101355
MB 280-101193/1-A	Method Blank	Total Recoverable	Water	6020	101193
MB 280-101355/1-A	Method Blank	Total Recoverable	Water	6020	101355

Analysis Batch: 101717

Lab Sample ID	Client Sample ID	Prep Type	Matrix	Method	Prep Batch
280-24081-1	MW-4A	Total Recoverable	Water	6010B	101192
280-24081-2	MW-4B	Total Recoverable	Water	6010B	101192
280-24081-3	MW-FL1	Total Recoverable	Water	6010B	101192
280-24081-4	MW-3B	Total Recoverable	Water	6010B	101192
280-24081-5	MW-3A	Total Recoverable	Water	6010B	101192
280-24103-1	L-1	Total Recoverable	Water	6010B	101350
280-24103-1 MS	L-1	Total Recoverable	Water	6010B	101350
280-24103-1 MSD	L-1	Total Recoverable	Water	6010B	101350
280-24109-1	Equipment Blank	Total Recoverable	Water	6010B	101350
280-24109-2	MW-FL2R	Total Recoverable	Water	6010B	101350
280-24109-3	MW-6AR	Total Recoverable	Water	6010B	101350
280-24109-4	MW-6BR	Total Recoverable	Water	6010B	101350
280-24109-5	MW-5B	Total Recoverable	Water	6010B	101350
280-24109-6	MW-5A	Total Recoverable	Water	6010B	101350
280-24109-7	MW-7A	Total Recoverable	Water	6010B	101350
280-24109-8	MW-7B	Total Recoverable	Water	6010B	101350
280-24109-9	MW-1A	Total Recoverable	Water	6010B	101350
280-24109-10	MW-1B	Total Recoverable	Water	6010B	101350
280-24109-11	MW-FL3	Total Recoverable	Water	6010B	101350
280-24109-12	MW-8R	Total Recoverable	Water	6010B	101350
280-24109-13	MW-2B	Total Recoverable	Water	6010B	101350
280-24109-14	MW-2AR	Total Recoverable	Water	6010B	101350
LCS 280-101350/2-A	Lab Control Sample	Total Recoverable	Water	6010B	101350
MB 280-101350/1-A	Method Blank	Total Recoverable	Water	6010B	101350

Metals (Continued)

Analysis Batch: 101946

Lab Sample ID	Client Sample ID	Prep Type	Matrix	Method	Prep Batch
280-24081-1	MW-4A	Total/NA	Water	7470A	101251
280-24081-2	MW-4B	Total/NA	Water	7470A	101251
280-24081-3	MW-FL1	Total/NA	Water	7470A	101251
280-24081-4	MW-3B	Total/NA	Water	7470A	101251
280-24081-5	MW-3A	Total/NA	Water	7470A	101251
280-24091-A-1-B MS	Matrix Spike	Total/NA	Water	7470A	101251
280-24091-A-1-C MSD	Matrix Spike Duplicate	Total/NA	Water	7470A	101251
280-24103-1	L-1	Total/NA	Water	7470A	101516
280-24103-1 MS	L-1	Total/NA	Water	7470A	101516
280-24103-1 MSD	L-1	Total/NA	Water	7470A	101516
280-24109-1	Equipment Blank	Total/NA	Water	7470A	101516
280-24109-2	MW-FL2R	Total/NA	Water	7470A	101516
280-24109-3	MW-6AR	Total/NA	Water	7470A	101516
280-24109-4	MW-6BR	Total/NA	Water	7470A	101516
280-24109-5	MW-5B	Total/NA	Water	7470A	101516
280-24109-6	MW-5A	Total/NA	Water	7470A	101516
280-24109-7	MW-7A	Total/NA	Water	7470A	101516
280-24109-8	MW-7B	Total/NA	Water	7470A	101516
280-24109-9	MW-1A	Total/NA	Water	7470A	101516
280-24109-10	MW-1B	Total/NA	Water	7470A	101516
280-24109-11	MW-FL3	Total/NA	Water	7470A	101516
280-24109-12	MW-8R	Total/NA	Water	7470A	101516
280-24109-13	MW-2B	Total/NA	Water	7470A	101516
280-24109-14	MW-2AR	Total/NA	Water	7470A	101516
LCS 280-101251/2-A	Lab Control Sample	Total/NA	Water	7470A	101251
LCS 280-101516/2-A	Lab Control Sample	Total/NA	Water	7470A	101516
MB 280-101251/1-A	Method Blank	Total/NA	Water	7470A	101251
MB 280-101516/1-A	Method Blank	Total/NA	Water	7470A	101516

General Chemistry

Analysis Batch: 101272

Lab Sample ID	Client Sample ID	Prep Type	Matrix	Method	Prep Batch
280-24081-1	MW-4A	Total/NA	Water	300.0	
280-24081-1 DU	MW-4A	Total/NA	Water	300.0	
280-24081-1 MS	MW-4A	Total/NA	Water	300.0	
280-24081-1 MSD	MW-4A	Total/NA	Water	300.0	
280-24081-2	MW-4B	Total/NA	Water	300.0	
280-24081-3	MW-FL1	Total/NA	Water	300.0	
280-24081-4	MW-3B	Total/NA	Water	300.0	
280-24081-5	MW-3A	Total/NA	Water	300.0	
LCS 280-101272/5	Lab Control Sample	Total/NA	Water	300.0	
LCSD 280-101272/6	Lab Control Sample Dup	Total/NA	Water	300.0	
MB 280-101272/7	Method Blank	Total/NA	Water	300.0	
MRL 280-101272/4 MRL	Lab Control Sample	Total/NA	Water	300.0	

Analysis Batch: 101273

Lab Sample ID	Client Sample ID	Prep Type	Matrix	Method	Prep Batch
280-24081-1	MW-4A	Total/NA	Water	300.0	
280-24081-1 DU	MW-4A	Total/NA	Water	300.0	
280-24081-1 MS	MW-4A	Total/NA	Water	300.0	
280-24081-1 MSD	MW-4A	Total/NA	Water	300.0	

General Chemistry (Continued)

Analysis Batch: 101273 (Continued)

Lab Sample ID	Client Sample ID	Prep Type	Matrix	Method	Prep Batch
280-24081-2	MW-4B	Total/NA	Water	300.0	
280-24081-3	MW-FL1	Total/NA	Water	300.0	
280-24081-4	MW-3B	Total/NA	Water	300.0	
280-24081-5	MW-3A	Total/NA	Water	300.0	
LCS 280-101273/5	Lab Control Sample	Total/NA	Water	300.0	
LCSD 280-101273/6	Lab Control Sample Dup	Total/NA	Water	300.0	
MB 280-101273/7	Method Blank	Total/NA	Water	300.0	
MRL 280-101273/4 MRL	Lab Control Sample	Total/NA	Water	300.0	

Analysis Batch: 101283

Lab Sample ID	Client Sample ID	Prep Type	Matrix	Method	Prep Batch
280-24081-1	MW-4A	Total/NA	Water	SM 2120B	
280-24081-1 DU	MW-4A	Total/NA	Water	SM 2120B	
280-24081-2	MW-4B	Total/NA	Water	SM 2120B	
280-24081-3	MW-FL1	Total/NA	Water	SM 2120B	
280-24081-4	MW-3B	Total/NA	Water	SM 2120B	
280-24081-5	MW-3A	Total/NA	Water	SM 2120B	
MB 280-101283/1	Method Blank	Total/NA	Water	SM 2120B	

Analysis Batch: 101308

Lab Sample ID	Client Sample ID	Prep Type	Matrix	Method	Prep Batch
280-24099-A-1 DU	Duplicate	Total/NA	Water	SM5210B	
280-24103-1	L-1	Total/NA	Water	SM5210B	
LCS 280-101308/3	Lab Control Sample	Total/NA	Water	SM5210B	
LCSD 280-101308/5	Lab Control Sample Dup	Total/NA	Water	SM5210B	
MB 280-101308/6	Method Blank	Total/NA	Water	SM5210B	

Analysis Batch: 101372

Lab Sample ID	Client Sample ID	Prep Type	Matrix	Method	Prep Batch
280-24109-1	Equipment Blank	Total/NA	Water	SM 2120B	
280-24109-1 DU	Equipment Blank	Total/NA	Water	SM 2120B	
280-24109-2	MW-FL2R	Total/NA	Water	SM 2120B	
280-24109-3	MW-6AR	Total/NA	Water	SM 2120B	
280-24109-4	MW-6BR	Total/NA	Water	SM 2120B	
280-24109-5	MW-5B	Total/NA	Water	SM 2120B	
280-24109-6	MW-5A	Total/NA	Water	SM 2120B	
280-24109-7	MW-7A	Total/NA	Water	SM 2120B	
280-24109-8	MW-7B	Total/NA	Water	SM 2120B	
280-24109-9	MW-1A	Total/NA	Water	SM 2120B	
280-24109-10	MW-1B	Total/NA	Water	SM 2120B	
280-24109-11	MW-FL3	Total/NA	Water	SM 2120B	
280-24109-11 DU	MW-FL3	Total/NA	Water	SM 2120B	
280-24109-12	MW-8R	Total/NA	Water	SM 2120B	
280-24109-13	MW-2B	Total/NA	Water	SM 2120B	
280-24109-14	MW-2AR	Total/NA	Water	SM 2120B	
MB 280-101372/1	Method Blank	Total/NA	Water	SM 2120B	

Analysis Batch: 101392

Lab Sample ID	Client Sample ID	Prep Type	Matrix	Method	Prep Batch
280-24103-1	L-1	Total/NA	Water	300.0	
280-24109-1	Equipment Blank	Total/NA	Water	300.0	
280-24109-2	MW-FL2R	Total/NA	Water	300.0	

General Chemistry (Continued)

Analysis Batch: 101392 (Continued)

Lab Sample ID	Client Sample ID	Prep Type	Matrix	Method	Prep Batch
280-24109-2 DU	MW-FL2R	Total/NA	Water	300.0	
280-24109-2 MS	MW-FL2R	Total/NA	Water	300.0	
280-24109-2 MSD	MW-FL2R	Total/NA	Water	300.0	
280-24109-3	MW-6AR	Total/NA	Water	300.0	
280-24109-4	MW-6BR	Total/NA	Water	300.0	
280-24109-5	MW-5B	Total/NA	Water	300.0	
280-24109-6	MW-5A	Total/NA	Water	300.0	
280-24109-7	MW-7A	Total/NA	Water	300.0	
280-24109-8	MW-7B	Total/NA	Water	300.0	
280-24109-9	MW-1A	Total/NA	Water	300.0	
280-24109-10	MW-1B	Total/NA	Water	300.0	
280-24109-11	MW-FL3	Total/NA	Water	300.0	
280-24109-12	MW-8R	Total/NA	Water	300.0	
280-24109-13	MW-2B	Total/NA	Water	300.0	
280-24109-13 DU	MW-2B	Total/NA	Water	300.0	
280-24109-14	MW-2AR	Total/NA	Water	300.0	
LCS 280-101392/5	Lab Control Sample	Total/NA	Water	300.0	
LCSD 280-101392/6	Lab Control Sample Dup	Total/NA	Water	300.0	
MB 280-101392/7	Method Blank	Total/NA	Water	300.0	
MRL 280-101392/4 MRL	Lab Control Sample	Total/NA	Water	300.0	

Analysis Batch: 101393

Lab Sample ID	Client Sample ID	Prep Type	Matrix	Method	Prep Batch
280-24103-1	L-1	Total/NA	Water	300.0	
280-24109-1	Equipment Blank	Total/NA	Water	300.0	
280-24109-2	MW-FL2R	Total/NA	Water	300.0	
280-24109-2 DU	MW-FL2R	Total/NA	Water	300.0	
280-24109-2 MS	MW-FL2R	Total/NA	Water	300.0	
280-24109-2 MSD	MW-FL2R	Total/NA	Water	300.0	
280-24109-3	MW-6AR	Total/NA	Water	300.0	
280-24109-4	MW-6BR	Total/NA	Water	300.0	
280-24109-5	MW-5B	Total/NA	Water	300.0	
280-24109-6	MW-5A	Total/NA	Water	300.0	
280-24109-7	MW-7A	Total/NA	Water	300.0	
280-24109-8	MW-7B	Total/NA	Water	300.0	
280-24109-9	MW-1A	Total/NA	Water	300.0	
280-24109-10	MW-1B	Total/NA	Water	300.0	
280-24109-11	MW-FL3	Total/NA	Water	300.0	
280-24109-12	MW-8R	Total/NA	Water	300.0	
280-24109-13	MW-2B	Total/NA	Water	300.0	
280-24109-13 DU	MW-2B	Total/NA	Water	300.0	
280-24109-14	MW-2AR	Total/NA	Water	300.0	
LCS 280-101393/5	Lab Control Sample	Total/NA	Water	300.0	
LCSD 280-101393/6	Lab Control Sample Dup	Total/NA	Water	300.0	
MB 280-101393/7	Method Blank	Total/NA	Water	300.0	
MRL 280-101393/4 MRL	Lab Control Sample	Total/NA	Water	300.0	

Prep Batch: 101483

Lab Sample ID	Client Sample ID	Prep Type	Matrix	Method	Prep Batch
280-24103-1	L-1	Total/NA	Water	9030B	
LCS 280-101483/2-A	Lab Control Sample	Total/NA	Water	9030B	
LCSD 280-101483/3-A	Lab Control Sample Dup	Total/NA	Water	9030B	

General Chemistry (Continued)

Prep Batch: 101483 (Continued)

Lab Sample ID	Client Sample ID	Prep Type	Matrix	Method	Prep Batch
MB 280-101483/1-A	Method Blank	Total/NA	Water	9030B	

Analysis Batch: 101502

Lab Sample ID	Client Sample ID	Prep Type	Matrix	Method	Prep Batch
280-24103-1	L-1	Total/NA	Water	9034	101483
LCS 280-101483/2-A	Lab Control Sample	Total/NA	Water	9034	101483
LCSD 280-101483/3-A	Lab Control Sample Dup	Total/NA	Water	9034	101483
MB 280-101483/1-A	Method Blank	Total/NA	Water	9034	101483

Prep Batch: 101559

Lab Sample ID	Client Sample ID	Prep Type	Matrix	Method	Prep Batch
280-23980-A-1-B MS	Matrix Spike	Total/NA	Water	9012A	
280-23980-A-1-C MSD	Matrix Spike Duplicate	Total/NA	Water	9012A	
280-24103-1	L-1	Total/NA	Water	9012A	
HLCS 280-101559/1-A	Lab Control Sample	Total/NA	Water	9012A	
LCS 280-101559/3-A	Lab Control Sample	Total/NA	Water	9012A	
LCSD 280-101559/4-A	Lab Control Sample Dup	Total/NA	Water	9012A	
LLCS 280-101559/2-A	Lab Control Sample	Total/NA	Water	9012A	
MB 280-101559/5-A	Method Blank	Total/NA	Water	9012A	

Analysis Batch: 101593

Lab Sample ID	Client Sample ID	Prep Type	Matrix	Method	Prep Batch
280-24081-1	MW-4A	Total/NA	Water	SM 2540C	
280-24081-1 DU	MW-4A	Total/NA	Water	SM 2540C	
280-24081-2	MW-4B	Total/NA	Water	SM 2540C	
280-24081-3	MW-FL1	Total/NA	Water	SM 2540C	
280-24081-4	MW-3B	Total/NA	Water	SM 2540C	
280-24081-5	MW-3A	Total/NA	Water	SM 2540C	
LCS 280-101593/2	Lab Control Sample	Total/NA	Water	SM 2540C	
LCSD 280-101593/3	Lab Control Sample Dup	Total/NA	Water	SM 2540C	
MB 280-101593/1	Method Blank	Total/NA	Water	SM 2540C	

Analysis Batch: 101663

Lab Sample ID	Client Sample ID	Prep Type	Matrix	Method	Prep Batch
280-24081-1	MW-4A	Total/NA	Water	350.1	
280-24081-1 MS	MW-4A	Total/NA	Water	350.1	
280-24081-1 MSD	MW-4A	Total/NA	Water	350.1	
280-24081-2	MW-4B	Total/NA	Water	350.1	
280-24081-3	MW-FL1	Total/NA	Water	350.1	
280-24081-4	MW-3B	Total/NA	Water	350.1	
280-24081-5	MW-3A	Total/NA	Water	350.1	
LCS 280-101663/21	Lab Control Sample	Total/NA	Water	350.1	
LCSD 280-101663/22	Lab Control Sample Dup	Total/NA	Water	350.1	
MB 280-101663/20	Method Blank	Total/NA	Water	350.1	

Analysis Batch: 101699

Lab Sample ID	Client Sample ID	Prep Type	Matrix	Method	Prep Batch
280-24081-1	MW-4A	Total/NA	Water	SM 2320B	
280-24081-2	MW-4B	Total/NA	Water	SM 2320B	
280-24081-3	MW-FL1	Total/NA	Water	SM 2320B	
280-24081-4	MW-3B	Total/NA	Water	SM 2320B	
280-24081-5	MW-3A	Total/NA	Water	SM 2320B	

General Chemistry (Continued)

Analysis Batch: 101699 (Continued)

Lab Sample ID	Client Sample ID	Prep Type	Matrix	Method	Prep Batch
280-24089-D-1 DU	Duplicate	Total/NA	Water	SM 2320B	
280-24103-1	L-1	Total/NA	Water	SM 2320B	
LCS 280-101699/31	Lab Control Sample	Total/NA	Water	SM 2320B	
LCSD 280-101699/32	Lab Control Sample Dup	Total/NA	Water	SM 2320B	
MB 280-101699/33	Method Blank	Total/NA	Water	SM 2320B	

Analysis Batch: 101726

Lab Sample ID	Client Sample ID	Prep Type	Matrix	Method	Prep Batch
280-24101-C-1 DU	Duplicate	Total/NA	Water	SM 2540C	
280-24103-1	L-1	Total/NA	Water	SM 2540C	
280-24109-1	Equipment Blank	Total/NA	Water	SM 2540C	
280-24109-2	MW-FL2R	Total/NA	Water	SM 2540C	
280-24109-3	MW-6AR	Total/NA	Water	SM 2540C	
280-24109-4	MW-6BR	Total/NA	Water	SM 2540C	
280-24109-5	MW-5B	Total/NA	Water	SM 2540C	
280-24109-5 DU	MW-5B	Total/NA	Water	SM 2540C	
280-24109-6	MW-5A	Total/NA	Water	SM 2540C	
280-24109-7	MW-7A	Total/NA	Water	SM 2540C	
280-24109-8	MW-7B	Total/NA	Water	SM 2540C	
280-24109-9	MW-1A	Total/NA	Water	SM 2540C	
280-24109-10	MW-1B	Total/NA	Water	SM 2540C	
280-24109-11	MW-FL3	Total/NA	Water	SM 2540C	
280-24109-12	MW-8R	Total/NA	Water	SM 2540C	
280-24109-13	MW-2B	Total/NA	Water	SM 2540C	
LCS 280-101726/2	Lab Control Sample	Total/NA	Water	SM 2540C	
LCSD 280-101726/3	Lab Control Sample Dup	Total/NA	Water	SM 2540C	
MB 280-101726/1	Method Blank	Total/NA	Water	SM 2540C	

Analysis Batch: 101728

Lab Sample ID	Client Sample ID	Prep Type	Matrix	Method	Prep Batch
280-24109-14	MW-2AR	Total/NA	Water	SM 2540C	
280-24109-14 DU	MW-2AR	Total/NA	Water	SM 2540C	
LCS 280-101728/2	Lab Control Sample	Total/NA	Water	SM 2540C	
LCSD 280-101728/3	Lab Control Sample Dup	Total/NA	Water	SM 2540C	
MB 280-101728/1	Method Blank	Total/NA	Water	SM 2540C	

Analysis Batch: 101747

Lab Sample ID	Client Sample ID	Prep Type	Matrix	Method	Prep Batch
280-24099-C-4 MS	Matrix Spike	Total/NA	Water	410.4	
280-24099-C-4 MSD	Matrix Spike Duplicate	Total/NA	Water	410.4	
280-24103-1	L-1	Total/NA	Water	410.4	
LCS 280-101747/3	Lab Control Sample	Total/NA	Water	410.4	
LCSD 280-101747/4	Lab Control Sample Dup	Total/NA	Water	410.4	
MB 280-101747/5	Method Blank	Total/NA	Water	410.4	

Analysis Batch: 101805

Lab Sample ID	Client Sample ID	Prep Type	Matrix	Method	Prep Batch
280-23980-A-1-B MS	Matrix Spike	Total/NA	Water	9012A	101559
280-23980-A-1-C MSD	Matrix Spike Duplicate	Total/NA	Water	9012A	101559
280-24103-1	L-1	Total/NA	Water	9012A	101559
HLCS 280-101559/1-A	Lab Control Sample	Total/NA	Water	9012A	101559
LCS 280-101559/3-A	Lab Control Sample	Total/NA	Water	9012A	101559

General Chemistry (Continued)

Analysis Batch: 101805 (Continued)

Lab Sample ID	Client Sample ID	Prep Type	Matrix	Method	Prep Batch
LCSD 280-101559/4-A	Lab Control Sample Dup	Total/NA	Water	9012A	101559
LLCS 280-101559/2-A	Lab Control Sample	Total/NA	Water	9012A	101559
MB 280-101559/5-A	Method Blank	Total/NA	Water	9012A	101559

Analysis Batch: 101881

Lab Sample ID	Client Sample ID	Prep Type	Matrix	Method	Prep Batch
280-24109-1	Equipment Blank	Total/NA	Water	SM 2320B	
280-24109-2	MW-FL2R	Total/NA	Water	SM 2320B	
280-24109-3	MW-6AR	Total/NA	Water	SM 2320B	
280-24109-4	MW-6BR	Total/NA	Water	SM 2320B	
280-24109-5	MW-5B	Total/NA	Water	SM 2320B	
280-24109-6	MW-5A	Total/NA	Water	SM 2320B	
280-24109-7	MW-7A	Total/NA	Water	SM 2320B	
280-24109-8	MW-7B	Total/NA	Water	SM 2320B	
280-24109-9	MW-1A	Total/NA	Water	SM 2320B	
280-24109-10	MW-1B	Total/NA	Water	SM 2320B	
280-24109-11	MW-FL3	Total/NA	Water	SM 2320B	
280-24109-12	MW-8R	Total/NA	Water	SM 2320B	
280-24109-12 DU	MW-8R	Total/NA	Water	SM 2320B	
280-24109-13	MW-2B	Total/NA	Water	SM 2320B	
280-24109-14	MW-2AR	Total/NA	Water	SM 2320B	
LCS 280-101881/31	Lab Control Sample	Total/NA	Water	SM 2320B	
LCS 280-101881/4	Lab Control Sample	Total/NA	Water	SM 2320B	
LCSD 280-101881/32	Lab Control Sample Dup	Total/NA	Water	SM 2320B	
LCSD 280-101881/5	Lab Control Sample Dup	Total/NA	Water	SM 2320B	
MB 280-101881/33	Method Blank	Total/NA	Water	SM 2320B	
MB 280-101881/6	Method Blank	Total/NA	Water	SM 2320B	

Analysis Batch: 102010

Lab Sample ID	Client Sample ID	Prep Type	Matrix	Method	Prep Batch
280-24103-1	L-1	Total/NA	Water	350.1	
280-24109-1	Equipment Blank	Total/NA	Water	350.1	
280-24109-2	MW-FL2R	Total/NA	Water	350.1	
280-24109-3	MW-6AR	Total/NA	Water	350.1	
280-24109-3 MS	MW-6AR	Total/NA	Water	350.1	
280-24109-3 MSD	MW-6AR	Total/NA	Water	350.1	
280-24109-4	MW-6BR	Total/NA	Water	350.1	
280-24109-5	MW-5B	Total/NA	Water	350.1	
280-24109-6	MW-5A	Total/NA	Water	350.1	
280-24109-7	MW-7A	Total/NA	Water	350.1	
280-24109-8	MW-7B	Total/NA	Water	350.1	
280-24109-9	MW-1A	Total/NA	Water	350.1	
280-24109-10	MW-1B	Total/NA	Water	350.1	
280-24109-11	MW-FL3	Total/NA	Water	350.1	
280-24109-12	MW-8R	Total/NA	Water	350.1	
280-24109-13	MW-2B	Total/NA	Water	350.1	
280-24109-14	MW-2AR	Total/NA	Water	350.1	
LCS 280-102010/66	Lab Control Sample	Total/NA	Water	350.1	
LCSD 280-102010/67	Lab Control Sample Dup	Total/NA	Water	350.1	
MB 280-102010/65	Method Blank	Total/NA	Water	350.1	

QC Association Summary

Client: Waste Management
Project/Site: FL26|Vista

TestAmerica Job ID: 280-24081-1

Field Service / Mobile Lab

Analysis Batch: 102110

Lab Sample ID	Client Sample ID	Prep Type	Matrix	Method	Prep Batch
280-24081-1	MW-4A	Total/NA	Water	Field Sampling	
280-24081-2	MW-4B	Total/NA	Water	Field Sampling	
280-24081-3	MW-FL1	Total/NA	Water	Field Sampling	
280-24081-4	MW-3B	Total/NA	Water	Field Sampling	
280-24081-5	MW-3A	Total/NA	Water	Field Sampling	
280-24103-1	L-1	Total/NA	Water	Field Sampling	
280-24109-1	Equipment Blank	Total/NA	Water	Field Sampling	
280-24109-2	MW-FL2R	Total/NA	Water	Field Sampling	
280-24109-3	MW-6AR	Total/NA	Water	Field Sampling	
280-24109-4	MW-6BR	Total/NA	Water	Field Sampling	
280-24109-5	MW-5B	Total/NA	Water	Field Sampling	
280-24109-6	MW-5A	Total/NA	Water	Field Sampling	
280-24109-7	MW-7A	Total/NA	Water	Field Sampling	
280-24109-8	MW-7B	Total/NA	Water	Field Sampling	
280-24109-9	MW-1A	Total/NA	Water	Field Sampling	
280-24109-10	MW-1B	Total/NA	Water	Field Sampling	
280-24109-11	MW-FL3	Total/NA	Water	Field Sampling	
280-24109-12	MW-8R	Total/NA	Water	Field Sampling	
280-24109-13	MW-2B	Total/NA	Water	Field Sampling	
280-24109-14	MW-2AR	Total/NA	Water	Field Sampling	

Lab Chronicle

Client: Waste Management
Project/Site: FL26|Vista

TestAmerica Job ID: 280-24081-1

Client Sample ID: MW-4A

Lab Sample ID: 280-24081-1

Date Collected: 12/21/11 15:45
Matrix: Water
Date Received: 12/22/11 11:00

Prep Type	Batch Type	Batch Method	Run	Dil Factor	Initial Amount	Final Amount	Batch Number	Prepared or Analyzed	Analyst	Lab
Total/NA	Analysis	8260B		1	20 mL	20 mL	101774	12/29/11 17:43	PJQ	TAL DEN
Total/NA	Prep	504.1			35 mL	35 mL	101270	12/23/11 10:05	BMG	TAL DEN
Total/NA	Analysis	504.1		1			101407	12/23/11 21:50	BMG	TAL DEN
Total Recoverable	Prep	3005A			50 mL	50 mL	101192	12/27/11 06:45	CLI	TAL DEN
Total Recoverable	Analysis	6010B		1			101578	12/27/11 22:10	HEB	TAL DEN
Total Recoverable	Prep	3005A			50 mL	50 mL	101193	12/27/11 06:45	CLI	TAL DEN
Total Recoverable	Analysis	6020		1			101583	12/27/11 19:53	TEL	TAL DEN
Total Recoverable	Analysis	6010B		1			101717	12/28/11 16:47	HEB	TAL DEN
Total/NA	Prep	7470A			30 mL	30 mL	101251	12/29/11 11:50	BLR	TAL DEN
Total/NA	Analysis	7470A		1			101946	12/29/11 18:23	BLR	TAL DEN
Total/NA	Analysis	300.0		1	1.0 mL	1.0 mL	101272	12/22/11 13:24	EK	TAL DEN
Total/NA	Analysis	300.0		1	1.0 mL	1.0 mL	101273	12/22/11 13:24	EK	TAL DEN
Total/NA	Analysis	SM 2120B		1			101283	12/23/11 10:37	DA	TAL DEN
Total/NA	Analysis	SM 2540C		1	100 mL	100 mL	101593	12/28/11 09:54	BJD	TAL DEN
Total/NA	Analysis	350.1		1	1.0 mL	1.0 mL	101663	12/28/11 13:08	JAD	TAL DEN
Total/NA	Analysis	SM 2320B		1	1.0 mL	1.0 mL	101699	12/28/11 19:04	DE	TAL DEN
Total/NA	Analysis	Field Sampling		1			102110	12/21/11 15:45	FS	TAL DEN

Client Sample ID: MW-4B

Lab Sample ID: 280-24081-2

Date Collected: 12/21/11 15:13
Matrix: Water
Date Received: 12/22/11 11:00

Prep Type	Batch Type	Batch Method	Run	Dil Factor	Initial Amount	Final Amount	Batch Number	Prepared or Analyzed	Analyst	Lab
Total/NA	Analysis	8260B		1	20 mL	20 mL	101774	12/29/11 18:06	PJQ	TAL DEN
Total/NA	Prep	504.1			35.2 mL	35 mL	101270	12/23/11 10:05	BMG	TAL DEN
Total/NA	Analysis	504.1		1			101407	12/23/11 22:09	BMG	TAL DEN
Total Recoverable	Prep	3005A			50 mL	50 mL	101192	12/27/11 06:45	CLI	TAL DEN
Total Recoverable	Analysis	6010B		1			101578	12/27/11 22:13	HEB	TAL DEN
Total Recoverable	Prep	3005A			50 mL	50 mL	101193	12/27/11 06:45	CLI	TAL DEN
Total Recoverable	Analysis	6020		1			101583	12/27/11 19:56	TEL	TAL DEN
Total Recoverable	Analysis	6010B		1			101717	12/28/11 16:50	HEB	TAL DEN
Total/NA	Prep	7470A			30 mL	30 mL	101251	12/29/11 11:50	BLR	TAL DEN
Total/NA	Analysis	7470A		1			101946	12/29/11 18:26	BLR	TAL DEN
Total/NA	Analysis	300.0		1	1.0 mL	1.0 mL	101272	12/22/11 14:32	EK	TAL DEN
Total/NA	Analysis	300.0		1	1.0 mL	1.0 mL	101273	12/22/11 14:32	EK	TAL DEN
Total/NA	Analysis	SM 2120B		1			101283	12/23/11 10:37	DA	TAL DEN
Total/NA	Analysis	SM 2540C		1	100 mL	100 mL	101593	12/28/11 09:54	BJD	TAL DEN
Total/NA	Analysis	350.1		1	1.0 mL	1.0 mL	101663	12/28/11 13:13	JAD	TAL DEN
Total/NA	Analysis	SM 2320B		1	1.0 mL	1.0 mL	101699	12/28/11 19:27	DE	TAL DEN
Total/NA	Analysis	Field Sampling		1			102110	12/21/11 15:13	FS	TAL DEN

Lab Chronicle

Client: Waste Management
Project/Site: FL26|Vista

TestAmerica Job ID: 280-24081-1

Client Sample ID: MW-FL1

Lab Sample ID: 280-24081-3

Date Collected: 12/21/11 15:21
Matrix: Water
Date Received: 12/22/11 11:00

Prep Type	Batch Type	Batch Method	Run	Dil Factor	Initial Amount	Final Amount	Batch Number	Prepared or Analyzed	Analyst	Lab
Total/NA	Analysis	8260B		1	20 mL	20 mL	101774	12/29/11 18:29	PJQ	TAL DEN
Total/NA	Prep	504.1			35 mL	35 mL	101270	12/23/11 10:05	BMG	TAL DEN
Total/NA	Analysis	504.1		1			101407	12/23/11 22:29	BMG	TAL DEN
Total Recoverable	Prep	3005A			50 mL	50 mL	101192	12/27/11 06:45	CLI	TAL DEN
Total Recoverable	Analysis	6010B		1			101578	12/27/11 22:15	HEB	TAL DEN
Total Recoverable	Prep	3005A			50 mL	50 mL	101193	12/27/11 06:45	CLI	TAL DEN
Total Recoverable	Analysis	6020		1			101583	12/27/11 19:59	TEL	TAL DEN
Total Recoverable	Analysis	6010B		1			101717	12/28/11 16:52	HEB	TAL DEN
Total/NA	Prep	7470A			30 mL	30 mL	101251	12/29/11 11:50	BLR	TAL DEN
Total/NA	Analysis	7470A		1			101946	12/29/11 18:28	BLR	TAL DEN
Total/NA	Analysis	300.0		1	1.0 mL	1.0 mL	101272	12/22/11 14:48	EK	TAL DEN
Total/NA	Analysis	300.0		1	1.0 mL	1.0 mL	101273	12/22/11 14:48	EK	TAL DEN
Total/NA	Analysis	SM 2120B		1			101283	12/23/11 10:37	DA	TAL DEN
Total/NA	Analysis	SM 2540C		1	100 mL	100 mL	101593	12/28/11 09:54	BJD	TAL DEN
Total/NA	Analysis	350.1		1	1.0 mL	1.0 mL	101663	12/28/11 13:14	JAD	TAL DEN
Total/NA	Analysis	SM 2320B		1	1.0 mL	1.0 mL	101699	12/28/11 19:36	DE	TAL DEN
Total/NA	Analysis	Field Sampling		1			102110	12/21/11 15:21	FS	TAL DEN

Client Sample ID: MW-3B

Lab Sample ID: 280-24081-4

Date Collected: 12/21/11 14:49
Matrix: Water
Date Received: 12/22/11 11:00

Prep Type	Batch Type	Batch Method	Run	Dil Factor	Initial Amount	Final Amount	Batch Number	Prepared or Analyzed	Analyst	Lab
Total/NA	Analysis	8260B		1	20 mL	20 mL	101774	12/29/11 18:52	PJQ	TAL DEN
Total/NA	Prep	504.1			35.2 mL	35 mL	101270	12/23/11 10:05	BMG	TAL DEN
Total/NA	Analysis	504.1		1			101407	12/23/11 22:49	BMG	TAL DEN
Total Recoverable	Prep	3005A			50 mL	50 mL	101192	12/27/11 06:45	CLI	TAL DEN
Total Recoverable	Analysis	6010B		1			101578	12/27/11 22:18	HEB	TAL DEN
Total Recoverable	Prep	3005A			50 mL	50 mL	101193	12/27/11 06:45	CLI	TAL DEN
Total Recoverable	Analysis	6020		1			101583	12/27/11 20:02	TEL	TAL DEN
Total Recoverable	Analysis	6010B		1			101717	12/28/11 16:55	HEB	TAL DEN
Total/NA	Prep	7470A			30 mL	30 mL	101251	12/29/11 11:50	BLR	TAL DEN
Total/NA	Analysis	7470A		1			101946	12/29/11 18:30	BLR	TAL DEN
Total/NA	Analysis	300.0		1	1.0 mL	1.0 mL	101272	12/22/11 15:05	EK	TAL DEN
Total/NA	Analysis	300.0		1	1.0 mL	1.0 mL	101273	12/22/11 15:05	EK	TAL DEN
Total/NA	Analysis	SM 2120B		1			101283	12/23/11 10:37	DA	TAL DEN
Total/NA	Analysis	SM 2540C		1	100 mL	100 mL	101593	12/28/11 09:54	BJD	TAL DEN
Total/NA	Analysis	350.1		1	1.0 mL	1.0 mL	101663	12/28/11 13:16	JAD	TAL DEN
Total/NA	Analysis	SM 2320B		1	1.0 mL	1.0 mL	101699	12/28/11 19:44	DE	TAL DEN
Total/NA	Analysis	Field Sampling		1			102110	12/21/11 14:49	FS	TAL DEN

Client Sample ID: MW-3A

Lab Sample ID: 280-24081-5

Date Collected: 12/21/11 14:10

Matrix: Water

Date Received: 12/22/11 11:00

Prep Type	Batch Type	Batch Method	Run	Dil Factor	Initial Amount	Final Amount	Batch Number	Prepared or Analyzed	Analyst	Lab
Total/NA	Analysis	8260B		1	20 mL	20 mL	101774	12/29/11 19:15	PJQ	TAL DEN
Total/NA	Prep	504.1			35.1 mL	35 mL	101270	12/23/11 10:05	BMG	TAL DEN
Total/NA	Analysis	504.1		1			101407	12/23/11 23:08	BMG	TAL DEN
Total Recoverable	Prep	3005A			50 mL	50 mL	101192	12/27/11 06:45	CLI	TAL DEN
Total Recoverable	Analysis	6010B		1			101578	12/27/11 22:20	HEB	TAL DEN
Total Recoverable	Prep	3005A			50 mL	50 mL	101193	12/27/11 06:45	CLI	TAL DEN
Total Recoverable	Analysis	6020		1			101583	12/27/11 20:05	TEL	TAL DEN
Total Recoverable	Analysis	6010B		1			101717	12/28/11 16:57	HEB	TAL DEN
Total/NA	Prep	7470A			30 mL	30 mL	101251	12/29/11 11:50	BLR	TAL DEN
Total/NA	Analysis	7470A		1			101946	12/29/11 18:33	BLR	TAL DEN
Total/NA	Analysis	300.0		1	1.0 mL	1.0 mL	101272	12/22/11 15:22	EK	TAL DEN
Total/NA	Analysis	300.0		1	1.0 mL	1.0 mL	101273	12/22/11 15:22	EK	TAL DEN
Total/NA	Analysis	SM 2120B		1			101283	12/23/11 10:37	DA	TAL DEN
Total/NA	Analysis	SM 2540C		1	100 mL	100 mL	101593	12/28/11 09:54	BJD	TAL DEN
Total/NA	Analysis	350.1		1	1.0 mL	1.0 mL	101663	12/28/11 13:26	JAD	TAL DEN
Total/NA	Analysis	SM 2320B		1	1.0 mL	1.0 mL	101699	12/28/11 19:52	DE	TAL DEN
Total/NA	Analysis	Field Sampling		1			102110	12/21/11 14:10	FS	TAL DEN

Client Sample ID: TRIP BLANK 1

Lab Sample ID: 280-24081-6

Date Collected: 12/21/11 14:10

Matrix: Water

Date Received: 12/22/11 11:00

Prep Type	Batch Type	Batch Method	Run	Dil Factor	Initial Amount	Final Amount	Batch Number	Prepared or Analyzed	Analyst	Lab
Total/NA	Analysis	8260B		1	20 mL	20 mL	101774	12/29/11 19:38	PJQ	TAL DEN

Client Sample ID: L-1

Lab Sample ID: 280-24103-1

Date Collected: 12/22/11 13:30

Matrix: Water

Date Received: 12/23/11 10:30

Prep Type	Batch Type	Batch Method	Run	Dil Factor	Initial Amount	Final Amount	Batch Number	Prepared or Analyzed	Analyst	Lab
Total/NA	Analysis	8260B		1	20 mL	20 mL	101933	12/30/11 15:39	TW	TAL DEN
Total/NA	Prep	3520C			1045.1 mL	1000 uL	101313	12/23/11 13:13	CRC	TAL DEN
Total/NA	Analysis	8270C		1			101928	12/29/11 21:34	MGH	TAL DEN
Total/NA	Prep	3510C			1029.3 mL	10000 uL	101528	12/27/11 17:33	EJP	TAL DEN
Total/NA	Analysis	8082		1			101694	12/28/11 16:55	TDJ	TAL DEN
Total/NA	Prep	504.1			35.1 mL	35 mL	101879	12/30/11 07:47	BMG	TAL DEN
Total/NA	Analysis	504.1		1			102025	12/30/11 10:49	BMG	TAL DEN
Total/NA	Prep	8151A			1041.6 mL	10000 uL	101527	12/27/11 16:05	JJW	TAL DEN
Total/NA	Analysis	8151A		2			102251	01/04/12 10:53	TEM	TAL DEN
Total/NA	Analysis	8081A		5			102262	01/03/12 16:36	DW	TAL DEN
Total Recoverable	Prep	3005A			50 mL	50 mL	101355	12/27/11 14:00	JM	TAL DEN
Total Recoverable	Analysis	6020		1			101583	12/28/11 00:21	TEL	TAL DEN
Total Recoverable	Prep	3005A			50 mL	50 mL	101350	12/28/11 06:30	DG	TAL DEN

Lab Chronicle

Client: Waste Management
Project/Site: FL26|Vista

TestAmerica Job ID: 280-24081-1

Client Sample ID: L-1

Lab Sample ID: 280-24103-1

Date Collected: 12/22/11 13:30
Matrix: Water
Date Received: 12/23/11 10:30

Prep Type	Batch Type	Batch Method	Run	Dil Factor	Initial Amount	Final Amount	Batch Number	Prepared or Analyzed	Analyst	Lab
Total Recoverable	Analysis	6010B		1			101717	12/28/11 18:19	HEB	TAL DEN
Total/NA	Prep	7470A			30 mL	30 mL	101516	12/29/11 11:50	BLR	TAL DEN
Total/NA	Analysis	7470A		1			101946	12/29/11 19:26	BLR	TAL DEN
Total/NA	Analysis	SM5210B		5			101308	12/23/11 12:37	DA	TAL DEN
Total/NA	Analysis	300.0		10	1.0 mL	1.0 mL	101392	12/24/11 01:16	TLP	TAL DEN
Total/NA	Analysis	300.0		1	1.0 mL	1.0 mL	101393	12/23/11 21:54	TLP	TAL DEN
Total/NA	Prep	9030B			250 mL	250 mL	101483	12/27/11 11:44	PMP	TAL DEN
Total/NA	Analysis	9034		1			101502	12/27/11 13:18	PMP	TAL DEN
Total/NA	Analysis	SM 2320B		1	1.0 mL	1.0 mL	101699	12/28/11 20:54	DE	TAL DEN
Total/NA	Analysis	SM 2540C		1	50 mL	100 mL	101726	12/29/11 09:47	BJD	TAL DEN
Total/NA	Analysis	410.4		2	2 mL	2 mL	101747	12/29/11 12:08	JMT	TAL DEN
Total/NA	Prep	9012A			50 mL	50 mL	101559	12/28/11 07:50	AJA	TAL DEN
Total/NA	Analysis	9012A		1			101805	12/29/11 13:56	AJA	TAL DEN
Total/NA	Analysis	350.1		10	1.0 mL	1.0 mL	102010	12/30/11 13:36	SJS	TAL DEN
Total/NA	Analysis	Field Sampling		1			102110	12/22/11 13:30	FS	TAL DEN

Client Sample ID: TRIP BLANK 2

Lab Sample ID: 280-24103-2

Date Collected: 12/22/11 13:30
Matrix: Water
Date Received: 12/23/11 10:30

Prep Type	Batch Type	Batch Method	Run	Dil Factor	Initial Amount	Final Amount	Batch Number	Prepared or Analyzed	Analyst	Lab
Total/NA	Analysis	8260B		1	20 mL	20 mL	101865	12/30/11 03:47	JS	TAL DEN

Client Sample ID: Equipment Blank

Lab Sample ID: 280-24109-1

Date Collected: 12/22/11 13:50
Matrix: Water
Date Received: 12/23/11 10:30

Prep Type	Batch Type	Batch Method	Run	Dil Factor	Initial Amount	Final Amount	Batch Number	Prepared or Analyzed	Analyst	Lab
Total Recoverable	Prep	3005A			50 mL	50 mL	101355	12/27/11 14:00	JM	TAL DEN
Total Recoverable	Analysis	6020		1			101583	12/28/11 00:56	TEL	TAL DEN
Total Recoverable	Prep	3005A			50 mL	50 mL	101350	12/28/11 06:30	DG	TAL DEN
Total Recoverable	Analysis	6010B		1			101717	12/28/11 18:52	HEB	TAL DEN
Total/NA	Prep	7470A			30 mL	30 mL	101516	12/29/11 11:50	BLR	TAL DEN
Total/NA	Analysis	7470A		1			101946	12/29/11 19:47	BLR	TAL DEN
Total/NA	Analysis	SM 2120B		1			101372	12/23/11 17:39	DA	TAL DEN
Total/NA	Analysis	300.0		1	1.0 mL	1.0 mL	101392	12/23/11 16:01	TLP	TAL DEN
Total/NA	Analysis	300.0		1	1.0 mL	1.0 mL	101393	12/23/11 16:01	TLP	TAL DEN
Total/NA	Analysis	SM 2540C		1	100 mL	100 mL	101726	12/29/11 09:47	BJD	TAL DEN
Total/NA	Analysis	SM 2320B		1	1.0 mL	1.0 mL	101881	12/29/11 11:36	DE	TAL DEN
Total/NA	Analysis	350.1		1	1.0 mL	1.0 mL	102010	12/30/11 12:54	SJS	TAL DEN
Total/NA	Analysis	Field Sampling		1			102110	12/22/11 13:50	FS	TAL DEN

Client Sample ID: MW-FL2R

Lab Sample ID: 280-24109-2

Date Collected: 12/22/11 13:31

Matrix: Water

Date Received: 12/23/11 10:30

Prep Type	Batch Type	Batch Method	Run	Dil Factor	Initial Amount	Final Amount	Batch Number	Prepared or Analyzed	Analyst	Lab
Total/NA	Analysis	8260B		1	20 mL	20 mL	102058	12/30/11 12:11	GPM	TAL DEN
Total/NA	Prep	504.1			34.5 mL	35 mL	101441	12/27/11 09:02	BMG	TAL DEN
Total/NA	Analysis	504.1		1			101629	12/27/11 15:25	BMG	TAL DEN
Total Recoverable	Prep	3005A			50 mL	50 mL	101355	12/27/11 14:00	JM	TAL DEN
Total Recoverable	Analysis	6020		1			101583	12/28/11 00:59	TEL	TAL DEN
Total Recoverable	Prep	3005A			50 mL	50 mL	101350	12/28/11 06:30	DG	TAL DEN
Total Recoverable	Analysis	6010B		1			101717	12/28/11 18:54	HEB	TAL DEN
Total/NA	Prep	7470A			30 mL	30 mL	101516	12/29/11 11:50	BLR	TAL DEN
Total/NA	Analysis	7470A		1			101946	12/29/11 19:49	BLR	TAL DEN
Total/NA	Analysis	SM 2120B		1			101372	12/23/11 17:39	DA	TAL DEN
Total/NA	Analysis	300.0		1	1.0 mL	1.0 mL	101392	12/23/11 16:18	TLP	TAL DEN
Total/NA	Analysis	300.0		1	1.0 mL	1.0 mL	101393	12/23/11 16:18	TLP	TAL DEN
Total/NA	Analysis	SM 2540C		1	100 mL	100 mL	101726	12/29/11 09:47	BJD	TAL DEN
Total/NA	Analysis	SM 2320B		1	1.0 mL	1.0 mL	101881	12/29/11 12:06	DE	TAL DEN
Total/NA	Analysis	350.1		1	1.0 mL	1.0 mL	102010	12/30/11 12:55	SJS	TAL DEN
Total/NA	Analysis	Field Sampling		1			102110	12/22/11 13:31	FS	TAL DEN

Client Sample ID: MW-6AR

Lab Sample ID: 280-24109-3

Date Collected: 12/22/11 12:50

Matrix: Water

Date Received: 12/23/11 10:30

Prep Type	Batch Type	Batch Method	Run	Dil Factor	Initial Amount	Final Amount	Batch Number	Prepared or Analyzed	Analyst	Lab
Total/NA	Analysis	8260B		1	20 mL	20 mL	102058	12/30/11 12:32	GPM	TAL DEN
Total/NA	Prep	504.1			35.1 mL	35 mL	101441	12/27/11 09:02	BMG	TAL DEN
Total/NA	Analysis	504.1		1			101629	12/27/11 15:45	BMG	TAL DEN
Total Recoverable	Prep	3005A			50 mL	50 mL	101355	12/27/11 14:00	JM	TAL DEN
Total Recoverable	Analysis	6020		1			101583	12/28/11 01:02	TEL	TAL DEN
Total Recoverable	Prep	3005A			50 mL	50 mL	101350	12/28/11 06:30	DG	TAL DEN
Total Recoverable	Analysis	6010B		1			101717	12/28/11 18:57	HEB	TAL DEN
Total/NA	Prep	7470A			30 mL	30 mL	101516	12/29/11 11:50	BLR	TAL DEN
Total/NA	Analysis	7470A		1			101946	12/29/11 19:51	BLR	TAL DEN
Total/NA	Analysis	SM 2120B		1			101372	12/23/11 17:39	DA	TAL DEN
Total/NA	Analysis	300.0		1	1.0 mL	1.0 mL	101392	12/23/11 17:25	TLP	TAL DEN
Total/NA	Analysis	300.0		5	1.0 mL	1.0 mL	101393	12/23/11 22:44	TLP	TAL DEN
Total/NA	Analysis	SM 2540C		1	100 mL	100 mL	101726	12/29/11 09:47	BJD	TAL DEN
Total/NA	Analysis	SM 2320B		1	1.0 mL	1.0 mL	101881	12/29/11 12:12	DE	TAL DEN
Total/NA	Analysis	350.1		1	1.0 mL	1.0 mL	102010	12/30/11 13:06	SJS	TAL DEN
Total/NA	Analysis	Field Sampling		1			102110	12/22/11 12:50	FS	TAL DEN

Client Sample ID: MW-6BR

Lab Sample ID: 280-24109-4

Date Collected: 12/22/11 12:14

Matrix: Water

Date Received: 12/23/11 10:30

Prep Type	Batch Type	Batch Method	Run	Dil Factor	Initial Amount	Final Amount	Batch Number	Prepared or Analyzed	Analyst	Lab
Total/NA	Analysis	8260B		1	20 mL	20 mL	102058	12/30/11 12:53	GPM	TAL DEN
Total/NA	Prep	504.1			35.1 mL	35 mL	101441	12/27/11 09:02	BMG	TAL DEN
Total/NA	Analysis	504.1		1			101629	12/27/11 16:06	BMG	TAL DEN
Total Recoverable	Prep	3005A			50 mL	50 mL	101355	12/27/11 14:00	JM	TAL DEN
Total Recoverable	Analysis	6020		1			101583	12/28/11 01:05	TEL	TAL DEN
Total Recoverable	Prep	3005A			50 mL	50 mL	101350	12/28/11 06:30	DG	TAL DEN
Total Recoverable	Analysis	6010B		1			101717	12/28/11 18:59	HEB	TAL DEN
Total/NA	Prep	7470A			30 mL	30 mL	101516	12/29/11 11:50	BLR	TAL DEN
Total/NA	Analysis	7470A		1			101946	12/29/11 19:54	BLR	TAL DEN
Total/NA	Analysis	SM 2120B		1			101372	12/23/11 17:39	DA	TAL DEN
Total/NA	Analysis	300.0		1	1.0 mL	1.0 mL	101392	12/23/11 17:42	TLP	TAL DEN
Total/NA	Analysis	300.0		1	1.0 mL	1.0 mL	101393	12/23/11 17:42	TLP	TAL DEN
Total/NA	Analysis	SM 2540C		1	100 mL	100 mL	101726	12/29/11 09:47	BJD	TAL DEN
Total/NA	Analysis	SM 2320B		1	1.0 mL	1.0 mL	101881	12/29/11 12:20	DE	TAL DEN
Total/NA	Analysis	350.1		1	1.0 mL	1.0 mL	102010	12/30/11 13:10	SJS	TAL DEN
Total/NA	Analysis	Field Sampling		1			102110	12/22/11 12:14	FS	TAL DEN

Client Sample ID: MW-5B

Lab Sample ID: 280-24109-5

Date Collected: 12/22/11 11:38

Matrix: Water

Date Received: 12/23/11 10:30

Prep Type	Batch Type	Batch Method	Run	Dil Factor	Initial Amount	Final Amount	Batch Number	Prepared or Analyzed	Analyst	Lab
Total/NA	Analysis	8260B		1	20 mL	20 mL	102058	12/30/11 13:14	GPM	TAL DEN
Total/NA	Prep	504.1			35 mL	35 mL	101442	12/27/11 09:04	BMG	TAL DEN
Total/NA	Analysis	504.1		1			101629	12/28/11 07:10	BMG	TAL DEN
Total Recoverable	Prep	3005A			50 mL	50 mL	101355	12/27/11 14:00	JM	TAL DEN
Total Recoverable	Analysis	6020		1			101583	12/28/11 01:08	TEL	TAL DEN
Total Recoverable	Prep	3005A			50 mL	50 mL	101350	12/28/11 06:30	DG	TAL DEN
Total Recoverable	Analysis	6010B		1			101717	12/28/11 19:02	HEB	TAL DEN
Total/NA	Prep	7470A			30 mL	30 mL	101516	12/29/11 11:50	BLR	TAL DEN
Total/NA	Analysis	7470A		1			101946	12/29/11 19:56	BLR	TAL DEN
Total/NA	Analysis	SM 2120B		1			101372	12/23/11 17:39	DA	TAL DEN
Total/NA	Analysis	300.0		1	1.0 mL	1.0 mL	101392	12/23/11 17:59	TLP	TAL DEN
Total/NA	Analysis	300.0		1	1.0 mL	1.0 mL	101393	12/23/11 17:59	TLP	TAL DEN
Total/NA	Analysis	SM 2540C		1	100 mL	100 mL	101726	12/29/11 09:47	BJD	TAL DEN
Total/NA	Analysis	SM 2320B		1	1.0 mL	1.0 mL	101881	12/29/11 12:27	DE	TAL DEN
Total/NA	Analysis	350.1		1	1.0 mL	1.0 mL	102010	12/30/11 13:12	SJS	TAL DEN
Total/NA	Analysis	Field Sampling		1			102110	12/22/11 11:38	FS	TAL DEN

Lab Chronicle

Client: Waste Management
Project/Site: FL26|Vista

TestAmerica Job ID: 280-24081-1

Client Sample ID: MW-5A

Lab Sample ID: 280-24109-6

Date Collected: 12/22/11 10:51
Matrix: Water
Date Received: 12/23/11 10:30

Prep Type	Batch Type	Batch Method	Run	Dil Factor	Initial Amount	Final Amount	Batch Number	Prepared or Analyzed	Analyst	Lab
Total/NA	Analysis	8260B		1	20 mL	20 mL	102058	12/30/11 13:36	GPM	TAL DEN
Total/NA	Prep	504.1			35.2 mL	35 mL	101442	12/27/11 09:04	BMG	TAL DEN
Total/NA	Analysis	504.1		1			101629	12/28/11 07:30	BMG	TAL DEN
Total Recoverable	Prep	3005A			50 mL	50 mL	101355	12/27/11 14:00	JM	TAL DEN
Total Recoverable	Analysis	6020		1			101583	12/28/11 01:11	TEL	TAL DEN
Total Recoverable	Prep	3005A			50 mL	50 mL	101350	12/28/11 06:30	DG	TAL DEN
Total Recoverable	Analysis	6010B		1			101717	12/28/11 19:04	HEB	TAL DEN
Total/NA	Prep	7470A			30 mL	30 mL	101516	12/29/11 11:50	BLR	TAL DEN
Total/NA	Analysis	7470A		1			101946	12/29/11 19:58	BLR	TAL DEN
Total/NA	Analysis	SM 2120B		1			101372	12/23/11 17:39	DA	TAL DEN
Total/NA	Analysis	300.0		1	1.0 mL	1.0 mL	101392	12/23/11 18:15	TLP	TAL DEN
Total/NA	Analysis	300.0		1	1.0 mL	1.0 mL	101393	12/23/11 18:15	TLP	TAL DEN
Total/NA	Analysis	SM 2540C		1	100 mL	100 mL	101726	12/29/11 09:47	BJD	TAL DEN
Total/NA	Analysis	SM 2320B		1	1.0 mL	1.0 mL	101881	12/29/11 12:32	DE	TAL DEN
Total/NA	Analysis	350.1		1	1.0 mL	1.0 mL	102010	12/30/11 13:13	SJS	TAL DEN
Total/NA	Analysis	Field Sampling		1			102110	12/22/11 10:51	FS	TAL DEN

Client Sample ID: MW-7A

Lab Sample ID: 280-24109-7

Date Collected: 12/22/11 10:14
Matrix: Water
Date Received: 12/23/11 10:30

Prep Type	Batch Type	Batch Method	Run	Dil Factor	Initial Amount	Final Amount	Batch Number	Prepared or Analyzed	Analyst	Lab
Total/NA	Analysis	8260B		1	20 mL	20 mL	102058	12/30/11 13:57	GPM	TAL DEN
Total/NA	Prep	504.1			35 mL	35 mL	101442	12/27/11 09:04	BMG	TAL DEN
Total/NA	Analysis	504.1		1			101629	12/28/11 08:10	BMG	TAL DEN
Total Recoverable	Prep	3005A			50 mL	50 mL	101355	12/27/11 14:00	JM	TAL DEN
Total Recoverable	Analysis	6020		1			101583	12/28/11 01:20	TEL	TAL DEN
Total Recoverable	Prep	3005A			50 mL	50 mL	101350	12/28/11 06:30	DG	TAL DEN
Total Recoverable	Analysis	6010B		1			101717	12/28/11 19:17	HEB	TAL DEN
Total/NA	Prep	7470A			30 mL	30 mL	101516	12/29/11 11:50	BLR	TAL DEN
Total/NA	Analysis	7470A		1			101946	12/29/11 20:00	BLR	TAL DEN
Total/NA	Analysis	SM 2120B		1			101372	12/23/11 17:39	DA	TAL DEN
Total/NA	Analysis	300.0		1	1.0 mL	1.0 mL	101392	12/23/11 18:32	TLP	TAL DEN
Total/NA	Analysis	300.0		5	1.0 mL	1.0 mL	101393	12/23/11 23:01	TLP	TAL DEN
Total/NA	Analysis	SM 2540C		1	100 mL	100 mL	101726	12/29/11 09:47	BJD	TAL DEN
Total/NA	Analysis	SM 2320B		1	1.0 mL	1.0 mL	101881	12/29/11 12:40	DE	TAL DEN
Total/NA	Analysis	350.1		1	1.0 mL	1.0 mL	102010	12/30/11 13:15	SJS	TAL DEN
Total/NA	Analysis	Field Sampling		1			102110	12/22/11 10:14	FS	TAL DEN

Lab Chronicle

Client: Waste Management
Project/Site: FL26|Vista

TestAmerica Job ID: 280-24081-1

Client Sample ID: MW-7B

Lab Sample ID: 280-24109-8

Date Collected: 12/22/11 09:45
Matrix: Water
Date Received: 12/23/11 10:30

Prep Type	Batch Type	Batch Method	Run	Dil Factor	Initial Amount	Final Amount	Batch Number	Prepared or Analyzed	Analyst	Lab
Total/NA	Analysis	8260B		1	20 mL	20 mL	102058	12/30/11 14:18	GPM	TAL DEN
Total/NA	Prep	504.1			35.1 mL	35 mL	101442	12/27/11 09:04	BMG	TAL DEN
Total/NA	Analysis	504.1		1			101629	12/28/11 08:29	BMG	TAL DEN
Total Recoverable	Prep	3005A			50 mL	50 mL	101355	12/27/11 14:00	JM	TAL DEN
Total Recoverable	Analysis	6020		1			101583	12/28/11 01:22	TEL	TAL DEN
Total Recoverable	Prep	3005A			50 mL	50 mL	101350	12/28/11 06:30	DG	TAL DEN
Total Recoverable	Analysis	6010B		1			101717	12/28/11 19:19	HEB	TAL DEN
Total/NA	Prep	7470A			30 mL	30 mL	101516	12/29/11 11:50	BLR	TAL DEN
Total/NA	Analysis	7470A		1			101946	12/29/11 20:03	BLR	TAL DEN
Total/NA	Analysis	SM 2120B		1			101372	12/23/11 17:39	DA	TAL DEN
Total/NA	Analysis	300.0		1	1.0 mL	1.0 mL	101392	12/23/11 19:23	TLP	TAL DEN
Total/NA	Analysis	300.0		1	1.0 mL	1.0 mL	101393	12/23/11 19:23	TLP	TAL DEN
Total/NA	Analysis	SM 2540C		1	100 mL	100 mL	101726	12/29/11 09:47	BJD	TAL DEN
Total/NA	Analysis	SM 2320B		1	1.0 mL	1.0 mL	101881	12/29/11 12:47	DE	TAL DEN
Total/NA	Analysis	350.1		1	1.0 mL	1.0 mL	102010	12/30/11 13:16	SJS	TAL DEN
Total/NA	Analysis	Field Sampling		1			102110	12/22/11 09:45	FS	TAL DEN

Client Sample ID: MW-1A

Lab Sample ID: 280-24109-9

Date Collected: 12/22/11 09:06
Matrix: Water
Date Received: 12/23/11 10:30

Prep Type	Batch Type	Batch Method	Run	Dil Factor	Initial Amount	Final Amount	Batch Number	Prepared or Analyzed	Analyst	Lab
Total/NA	Analysis	8260B		1	20 mL	20 mL	102058	12/30/11 14:39	GPM	TAL DEN
Total/NA	Prep	504.1			35.1 mL	35 mL	101442	12/27/11 09:04	BMG	TAL DEN
Total/NA	Analysis	504.1		1			101629	12/28/11 08:49	BMG	TAL DEN
Total Recoverable	Prep	3005A			50 mL	50 mL	101355	12/27/11 14:00	JM	TAL DEN
Total Recoverable	Analysis	6020		1			101583	12/28/11 01:25	TEL	TAL DEN
Total Recoverable	Prep	3005A			50 mL	50 mL	101350	12/28/11 06:30	DG	TAL DEN
Total Recoverable	Analysis	6010B		1			101717	12/28/11 19:22	HEB	TAL DEN
Total/NA	Prep	7470A			30 mL	30 mL	101516	12/29/11 11:50	BLR	TAL DEN
Total/NA	Analysis	7470A		1			101946	12/29/11 20:05	BLR	TAL DEN
Total/NA	Analysis	SM 2120B		1			101372	12/23/11 17:39	DA	TAL DEN
Total/NA	Analysis	300.0		1	1.0 mL	1.0 mL	101392	12/23/11 19:40	TLP	TAL DEN
Total/NA	Analysis	300.0		5	1.0 mL	1.0 mL	101393	12/23/11 23:18	TLP	TAL DEN
Total/NA	Analysis	SM 2540C		1	100 mL	100 mL	101726	12/29/11 09:47	BJD	TAL DEN
Total/NA	Analysis	SM 2320B		1	1.0 mL	1.0 mL	101881	12/29/11 12:54	DE	TAL DEN
Total/NA	Analysis	350.1		1	1.0 mL	1.0 mL	102010	12/30/11 13:18	SJS	TAL DEN
Total/NA	Analysis	Field Sampling		1			102110	12/22/11 09:06	FS	TAL DEN

Client Sample ID: MW-1B

Lab Sample ID: 280-24109-10

Date Collected: 12/22/11 08:39

Matrix: Water

Date Received: 12/23/11 10:30

Prep Type	Batch Type	Batch Method	Run	Dil Factor	Initial Amount	Final Amount	Batch Number	Prepared or Analyzed	Analyst	Lab
Total/NA	Analysis	8260B		1	20 mL	20 mL	102058	12/30/11 15:00	GPM	TAL DEN
Total/NA	Prep	504.1			34.9 mL	35 mL	101442	12/27/11 09:04	BMG	TAL DEN
Total/NA	Analysis	504.1		1			101629	12/28/11 09:09	BMG	TAL DEN
Total Recoverable	Prep	3005A			50 mL	50 mL	101355	12/27/11 14:00	JM	TAL DEN
Total Recoverable	Analysis	6020		1			101583	12/28/11 01:28	TEL	TAL DEN
Total Recoverable	Prep	3005A			50 mL	50 mL	101350	12/28/11 06:30	DG	TAL DEN
Total Recoverable	Analysis	6010B		1			101717	12/28/11 19:24	HEB	TAL DEN
Total/NA	Prep	7470A			30 mL	30 mL	101516	12/29/11 11:50	BLR	TAL DEN
Total/NA	Analysis	7470A		1			101946	12/29/11 20:12	BLR	TAL DEN
Total/NA	Analysis	SM 2120B		1			101372	12/23/11 17:39	DA	TAL DEN
Total/NA	Analysis	300.0		1	1.0 mL	1.0 mL	101392	12/23/11 19:56	TLP	TAL DEN
Total/NA	Analysis	300.0		1	1.0 mL	1.0 mL	101393	12/23/11 19:56	TLP	TAL DEN
Total/NA	Analysis	SM 2540C		1	100 mL	100 mL	101726	12/29/11 09:47	BJD	TAL DEN
Total/NA	Analysis	SM 2320B		1	1.0 mL	1.0 mL	101881	12/29/11 13:01	DE	TAL DEN
Total/NA	Analysis	350.1		1	1.0 mL	1.0 mL	102010	12/30/11 13:19	SJS	TAL DEN
Total/NA	Analysis	Field Sampling		1			102110	12/22/11 08:39	FS	TAL DEN

Client Sample ID: MW-FL3

Lab Sample ID: 280-24109-11

Date Collected: 12/22/11 08:01

Matrix: Water

Date Received: 12/23/11 10:30

Prep Type	Batch Type	Batch Method	Run	Dil Factor	Initial Amount	Final Amount	Batch Number	Prepared or Analyzed	Analyst	Lab
Total/NA	Analysis	8260B		1	20 mL	20 mL	102058	12/30/11 15:21	GPM	TAL DEN
Total/NA	Prep	504.1			35.1 mL	35 mL	101442	12/27/11 09:04	BMG	TAL DEN
Total/NA	Analysis	504.1		1			101629	12/28/11 09:28	BMG	TAL DEN
Total Recoverable	Prep	3005A			50 mL	50 mL	101355	12/27/11 14:00	JM	TAL DEN
Total Recoverable	Analysis	6020		1			101583	12/28/11 01:31	TEL	TAL DEN
Total Recoverable	Prep	3005A			50 mL	50 mL	101350	12/28/11 06:30	DG	TAL DEN
Total Recoverable	Analysis	6010B		1			101717	12/28/11 19:27	HEB	TAL DEN
Total/NA	Prep	7470A			30 mL	30 mL	101516	12/29/11 11:50	BLR	TAL DEN
Total/NA	Analysis	7470A		1			101946	12/29/11 20:14	BLR	TAL DEN
Total/NA	Analysis	SM 2120B		1			101372	12/23/11 17:39	DA	TAL DEN
Total/NA	Analysis	300.0		1	1.0 mL	1.0 mL	101392	12/23/11 20:13	TLP	TAL DEN
Total/NA	Analysis	300.0		1	1.0 mL	1.0 mL	101393	12/23/11 20:13	TLP	TAL DEN
Total/NA	Analysis	SM 2540C		1	100 mL	100 mL	101726	12/29/11 09:47	BJD	TAL DEN
Total/NA	Analysis	SM 2320B		1	1.0 mL	1.0 mL	101881	12/29/11 13:09	DE	TAL DEN
Total/NA	Analysis	350.1		1	1.0 mL	1.0 mL	102010	12/30/11 13:30	SJS	TAL DEN
Total/NA	Analysis	Field Sampling		1			102110	12/22/11 08:01	FS	TAL DEN

Client Sample ID: MW-8R

Lab Sample ID: 280-24109-12

Date Collected: 12/22/11 07:01

Matrix: Water

Date Received: 12/23/11 10:30

Prep Type	Batch Type	Batch Method	Run	Dil Factor	Initial Amount	Final Amount	Batch Number	Prepared or Analyzed	Analyst	Lab
Total/NA	Analysis	8260B		1	20 mL	20 mL	102058	12/30/11 15:43	GPM	TAL DEN
Total/NA	Prep	504.1			35.2 mL	35 mL	101442	12/27/11 09:04	BMG	TAL DEN
Total/NA	Analysis	504.1		1			101629	12/28/11 09:48	BMG	TAL DEN
Total Recoverable	Prep	3005A			50 mL	50 mL	101355	12/27/11 14:00	JM	TAL DEN
Total Recoverable	Analysis	6020		1			101583	12/28/11 01:34	TEL	TAL DEN
Total Recoverable	Prep	3005A			50 mL	50 mL	101350	12/28/11 06:30	DG	TAL DEN
Total Recoverable	Analysis	6010B		1			101717	12/28/11 19:29	HEB	TAL DEN
Total/NA	Prep	7470A			30 mL	30 mL	101516	12/29/11 11:50	BLR	TAL DEN
Total/NA	Analysis	7470A		1			101946	12/29/11 20:17	BLR	TAL DEN
Total/NA	Analysis	SM 2120B		1			101372	12/23/11 17:39	DA	TAL DEN
Total/NA	Analysis	300.0		1	1.0 mL	1.0 mL	101392	12/23/11 20:30	TLP	TAL DEN
Total/NA	Analysis	300.0		1	1.0 mL	1.0 mL	101393	12/23/11 20:30	TLP	TAL DEN
Total/NA	Analysis	SM 2540C		1	100 mL	100 mL	101726	12/29/11 09:47	BJD	TAL DEN
Total/NA	Analysis	SM 2320B		1	1.0 mL	1.0 mL	101881	12/29/11 13:59	DE	TAL DEN
Total/NA	Analysis	350.1		1	1.0 mL	1.0 mL	102010	12/30/11 13:31	SJS	TAL DEN
Total/NA	Analysis	Field Sampling		1			102110	12/22/11 07:01	FS	TAL DEN

Client Sample ID: MW-2B

Lab Sample ID: 280-24109-13

Date Collected: 12/22/11 13:10

Matrix: Water

Date Received: 12/23/11 10:30

Prep Type	Batch Type	Batch Method	Run	Dil Factor	Initial Amount	Final Amount	Batch Number	Prepared or Analyzed	Analyst	Lab
Total/NA	Analysis	8260B		1	20 mL	20 mL	102058	12/30/11 16:04	GPM	TAL DEN
Total/NA	Prep	504.1			34.9 mL	35 mL	101442	12/27/11 09:04	BMG	TAL DEN
Total/NA	Analysis	504.1		1			101629	12/28/11 10:08	BMG	TAL DEN
Total Recoverable	Prep	3005A			50 mL	50 mL	101355	12/27/11 14:00	JM	TAL DEN
Total Recoverable	Analysis	6020		1			101583	12/28/11 01:37	TEL	TAL DEN
Total Recoverable	Prep	3005A			50 mL	50 mL	101350	12/28/11 06:30	DG	TAL DEN
Total Recoverable	Analysis	6010B		1			101717	12/28/11 19:32	HEB	TAL DEN
Total/NA	Prep	7470A			30 mL	30 mL	101516	12/29/11 11:50	BLR	TAL DEN
Total/NA	Analysis	7470A		1			101946	12/29/11 20:19	BLR	TAL DEN
Total/NA	Analysis	SM 2120B		1			101372	12/23/11 17:39	DA	TAL DEN
Total/NA	Analysis	300.0		1	1.0 mL	1.0 mL	101392	12/23/11 20:47	TLP	TAL DEN
Total/NA	Analysis	300.0		1	1.0 mL	1.0 mL	101393	12/23/11 20:47	TLP	TAL DEN
Total/NA	Analysis	SM 2540C		1	100 mL	100 mL	101726	12/29/11 09:47	BJD	TAL DEN
Total/NA	Analysis	SM 2320B		1	1.0 mL	1.0 mL	101881	12/29/11 14:14	DE	TAL DEN
Total/NA	Analysis	350.1		1	1.0 mL	1.0 mL	102010	12/30/11 13:33	SJS	TAL DEN
Total/NA	Analysis	Field Sampling		1			102110	12/22/11 13:10	FS	TAL DEN

Lab Chronicle

Client: Waste Management
Project/Site: FL26|Vista

TestAmerica Job ID: 280-24081-1

Client Sample ID: MW-2AR

Lab Sample ID: 280-24109-14

Date Collected: 12/22/11 12:21
Matrix: Water
Date Received: 12/23/11 10:30

Prep Type	Batch Type	Batch Method	Run	Dil Factor	Initial Amount	Final Amount	Batch Number	Prepared or Analyzed	Analyst	Lab
Total/NA	Analysis	8260B		1	20 mL	20 mL	102058	12/30/11 16:25	GPM	TAL DEN
Total/NA	Prep	504.1			35.1 mL	35 mL	101442	12/27/11 09:04	BMG	TAL DEN
Total/NA	Analysis	504.1		1			101629	12/28/11 10:28	BMG	TAL DEN
Total Recoverable	Prep	3005A			50 mL	50 mL	101355	12/27/11 14:00	JM	TAL DEN
Total Recoverable	Analysis	6020		1			101583	12/28/11 01:40	TEL	TAL DEN
Total Recoverable	Prep	3005A			50 mL	50 mL	101350	12/28/11 06:30	DG	TAL DEN
Total Recoverable	Analysis	6010B		1			101717	12/28/11 19:34	HEB	TAL DEN
Total/NA	Prep	7470A			30 mL	30 mL	101516	12/29/11 11:50	BLR	TAL DEN
Total/NA	Analysis	7470A		1			101946	12/29/11 20:21	BLR	TAL DEN
Total/NA	Analysis	SM 2120B		2			101372	12/23/11 17:39	DA	TAL DEN
Total/NA	Analysis	300.0		1	1.0 mL	1.0 mL	101392	12/23/11 21:20	TLP	TAL DEN
Total/NA	Analysis	300.0		1	1.0 mL	1.0 mL	101393	12/23/11 21:20	TLP	TAL DEN
Total/NA	Analysis	SM 2540C		1	100 mL	100 mL	101728	12/29/11 09:59	BJD	TAL DEN
Total/NA	Analysis	SM 2320B		1	1.0 mL	1.0 mL	101881	12/29/11 14:20	DE	TAL DEN
Total/NA	Analysis	350.1		1	1.0 mL	1.0 mL	102010	12/30/11 13:34	SJS	TAL DEN
Total/NA	Analysis	Field Sampling		1			102110	12/22/11 12:21	FS	TAL DEN

Client Sample ID: TRIP BLANK 3

Lab Sample ID: 280-24109-15

Date Collected: 12/22/11 12:21
Matrix: Water
Date Received: 12/23/11 10:30

Prep Type	Batch Type	Batch Method	Run	Dil Factor	Initial Amount	Final Amount	Batch Number	Prepared or Analyzed	Analyst	Lab
Total/NA	Analysis	8260B		1	20 mL	20 mL	102058	12/30/11 16:46	GPM	TAL DEN

Laboratory References:

TAL DEN = TestAmerica Denver, 4955 Yarrow Street, Arvada, CO 80002, TEL (303)736-0100

TestAmerica
THE LEADER IN ENVIRONMENTAL TESTING

TestAmerica Laboratories, Inc.

ANALYTICAL REPORT

FL26/Vista

Lot #: F1L230416

TestAmerica Denver

TestAmerica Denver
4955 Yarrow Street
Arvada, CO 80002

TESTAMERICA LABORATORIES, INC.

Kay Clay
Project Manager

January 6, 2012

13715 Rider Trail North Earth City, MO 63045 **tel** 314.298.8566 **fax** 314.298.8757 **www.testamericainc.com**

Case Narrative
LOT NUMBER: F1L230416

This report contains the analytical results for the five samples received under chain of custody by TestAmerica St. Louis on December 23, 2011. These samples are associated with your FL26/Vista project.

All applicable quality control procedures met method-specified acceptance criteria.

The test results in this report meet all NELAP requirements for parameters in which accreditations are held by TestAmerica St. Louis. Any exceptions to NELAP requirements are noted in the case narrative. **TestAmerica St. Louis' Florida certification number is E87689.** The case narrative is an integral part of this report.

This report shall not be reproduced, except in full, without the written approval of the laboratory.

This report is incomplete without the case narrative. All chemical analysis results are based upon sample as received, wet weight, unless noted otherwise. All radiochemistry results are based upon sample as dried and ground with the exception of tritium, unless requested wet weight by the client.

Observations/Nonconformances

Reference the chain of custody and condition upon receipt report for any variations on receipt conditions and temperature of samples on receipt.

There are no obsevations or nonconformances assoicated with this lot.

METHODS SUMMARY

F1L230416

PARAMETER	ANALYTICAL METHOD	PREPARATION METHOD
Gross Alpha/Beta by GFPC	SW846 9310 MOD	

References:

SW846 "Test Methods for Evaluating Solid Waste, Physical/Chemical Methods", Third Edition, November 1986 and its updates.

SAMPLE SUMMARY

F1L230416

WO #	SAMPLE#	CLIENT SAMPLE ID	SAMPLED DATE	SAMP TIME
MPWF4	001	MW-4A (280-24081-1)	12/21/11	15:45
MPWF6	002	MW-4B (280-24081-2)	12/21/11	15:13
MPWF7	003	MW-FL1 (280-24081-3)	12/21/11	15:21
MPWF8	004	MW-3B (280-24081-4)	12/21/11	14:49
MPWF9	005	MW-3A (280-24081-5)	12/21/11	14:10

NOTE(S):

- The analytical results of the samples listed above are presented on the following pages.
- All calculations are performed before rounding to avoid round-off errors in calculated results.
- Results noted as "ND" were not detected at or above the stated limit.
- This report must not be reproduced, except in full, without the written approval of the laboratory.
- Results for the following parameters are never reported on a dry weight basis: color, corrosivity, density, flashpoint, ignitability, layers, odor, paint filter test, pH, porosity pressure, reactivity, redox potential, specific gravity, spot tests, solids, solubility, temperature, viscosity, and weight.

TestAmerica Denver

Client Sample ID: MW-4A (280-24081-1)

Radiochemistry

Lab Sample ID: F1L230416-001
Work Order: MPWF4
Matrix: W

Date Collected: 12/21/11 1545
Date Received: 12/23/11 0925

Parameter	Result	Qual	Total Uncert. (2 σ+/-)	RL	mdc	Prep Date	Analysis Date
GROSS A/B BY GFPC SW846 9310 MOD				pCi/L		Batch # 2003043	Yld %
Gross Alpha	1.27		0.78	3.00	1.0	01/03/12	01/03/12

NOTE(S)

Data are incomplete without the case narrative.

MDC is determined by instrument performance only.
Bold results are greater than the MDC.

TestAmerica Denver

Client Sample ID: MW-4B (280-24081-2)

Radiochemistry

Lab Sample ID: F1L230416-002
Work Order: MPWF6
Matrix: W

Date Collected: 12/21/11 1513
Date Received: 12/23/11 0925

Parameter	Result	Qual	Total Uncert. (2 σ+/-)	RL	mdc	Prep Date	Analysis Date
GROSS A/B BY GFPC SW846 9310 MOD				**pCi/L**		**Batch # 2003043**	**Yld %**
Gross Alpha	0.11	U	0.48	3.00	0.91	01/03/12	01/03/12

NOTE(S)

Data are incomplete without the case narrative.

MDC is determined by instrument performance only.
Bold results are greater than the MDC.

U Result is less than the sample detection limit.

TestAmerica Denver

Client Sample ID: MW-FL1 (280-24081-3)

Radiochemistry

Lab Sample ID: F1L230416-003
Work Order: MPWF7
Matrix: W

Date Collected: 12/21/11 1521
Date Received: 12/23/11 0925

Parameter	Result	Qual	Total Uncert. (2 σ+/-)	RL	mdc	Prep Date	Analysis Date
GROSS A/B BY GFPC SW846 9310 MOD				pCi/L		Batch # 2003043	Yld %
Gross Alpha	9.2		2.7	3.0	2.5	01/03/12	01/03/12

NOTE(S)

Data are incomplete without the case narrative.

MDC is determined by instrument performance only.
Bold results are greater than the MDC.

TestAmerica Denver

Client Sample ID: MW-3B (280-24081-4)

Radiochemistry

Lab Sample ID: F1L230416-004
Work Order: MPWF8
Matrix: W

Date Collected: 12/21/11 1449
Date Received: 12/23/11 0925

Parameter	Result	Qual	Total Uncert. (2 σ+/-)	RL	mdc	Prep Date	Analysis Date
GROSS A/B BY GFPC SW846 9310 MOD				pCi/L		Batch # 2003043	Yld %
Gross Alpha	7.3		1.9	3.0	1.4	01/03/12	01/04/12

NOTE(S)

Data are incomplete without the case narrative.

MDC is determined by instrument performance only.
Bold results are greater than the MDC.

TestAmerica Denver

Client Sample ID: MW-3A (280-24081-5)

Radiochemistry

Lab Sample ID: F1L230416-005
Work Order: MPWF9
Matrix: W

Date Collected: 12/21/11 1410
Date Received: 12/23/11 0925

Parameter	Result	Qual	Total Uncert. (2 σ+/-)	RL	mdc	Prep Date	Analysis Date
GROSS A/B BY GFPC SW846 9310 MOD				pCi/L		Batch # 2003043	Yld %
Gross Alpha	4.9		1.4	3.0	1.2	01/03/12	01/04/12

NOTE(S)

Data are incomplete without the case narrative.

MDC is determined by instrument performance only.
Bold results are greater than the MDC.

METHOD BLANK REPORT

Radiochemistry

Client Lot ID: F1L230416
Matrix: WATER

Parameter	Result	Qual	Total Uncert. (2 σ+/-)	RL	MDC		Prep Date	Lab Sample ID Analysis Date
GROSS A/B BY GFPC SW846 9310 MOD			pCi/L	Batch #	2003043	Yld %		F2A030000-043B
Gross Alpha	0.19	U	0.80	3.00	1.5		01/03/12	01/03/12

NOTE(S)

Data are incomplete without the case narrative.

MDC is determined using instrument performance only
Bold results are greater than the MDC.

U Result is less than the sample detection limit.

Laboratory Control Sample Report

Radiochemistry

Client Lot ID: F1L230416
Matrix: WATER

Parameter	Spike Amount	Result	Total Uncert. (2 σ+/-)	MDC	% Yld	% Rec	Lab Sample ID / QC Control Limits
GROSS A/B BY GFPC SW846 9310 MOD			**pCi/L**	**9310 MOD**			**F2A030000-043C**
Gross Alpha	54.0	67.5	9.0	1.1		125	(74 - 138)
	Batch #:	2003043		**Analysis Date:**	01/03/12		

NOTE(S)

MDC is determined for instrument performance only
Calculations are performed before rounding to avoid round-off error in calculated results

MATRIX SPIKE REPORT

Radiochemistry

Client Lot Id: F1L230416
Matrix: W

Date Sampled: 12/21/11
Date Received: 12/23/11

Parameter	Spike Amount	Spike Result	Total Uncert. (2σ +/-)	Spike Yld.	Sample Result	Total Uncert. (2 σ +/-)	QC Sample ID %YLD	QC Sample ID %REC	QC Control Limits
GROSS A/B BY GFPC SW846 9310 MOD			pCi/L		9310 MOD			F1L230416-001	
Gross Alpha	54.0	57.9	7.7		1.27	0.78		105	(40-150)
	Batch #:	2003043		Analysis Date:		01/03/12			

NOTE(S)

Data are incomplete without the case narrative.

Calculations are performed before rounding to avoid round-off errors in calculated results.

DUPLICATE EVALUATION REPORT

Radiochemistry

Client Lot ID: F1L230416
Matrix: WATER

Date Sampled: 12/21/11
Date Received: 12/23/11

Parameter	SAMPLE Result	Total Uncert. (2σ+/-)	% Yld	DUPLICATE Result		Total Uncert. (2 σ+/-)	% Yld	QC Sample ID Precision	
GROSS A/B BY GFPC SW846 9310 MOD			pCi/L	9310 MOD				F1L230416-001	
Gross Alpha	1.27	0.78		0.43	U	0.65		99	%RPD
	Batch #:	2003043	(Sample)	2003043	(Duplicate)				

NOTE(S)

Data are incomplete without the case narrative.
Calculations are performed before rounding to avoid round-off error in calculated results

U Result is less than the sample detection limit.

estAmerica Denver
5 Yarrow Street
ada, CO 80002
ne (303) 736-0100 Fax (303) 431-7171

Chain of Custody Record

TestAmerica

FIL 2304/60

Client Information (Sub Contract Lab)	Sampler:	Lab PM: Harrington, Danielle M	Carrier Tracking No(s):
Client Contact: ping/Receiving	Phone:	E-Mail: danielle.harrington@testamericainc.com	
Company: America Laboratories, Inc.			
Address: 76 Rider Trail North, ,	Due Date Requested: 1/4/2012		
: rth City	TAT Requested (days):		
e, Zip: , 63045			
ne: 4-298-8566(Tel) 314-298-8757(Fax)	PO #:		
ail:	WO #:		
ject Name: 26|Vista	Project #: 28002729		
: 26 | Vista	SSOW#:		

COC No: 280-106267.1
Page: Page 1 of 1
Job #: 280-24081-1

Analysis Requested

Preservation Codes:
A - HCL, B - NaOH, C - Zn Acetate, D - Nitric Acid, E - NaHSO4, F - MeOH, G - Amchlor, H - Ascorbic Acid, I - Ice, J - DI Water, K - EDTA, L - EDA
M - Hexane, N - None, O - AsNaO2, P - Na2O4S, Q - Na2SO3, R - Na2S2SO3, S - H2SO4, T - TSP Dodecahydrate, U - Acetone, V - MCAA, W - ph 4-5, Z - other (specify)
Other:

Sample Identification - Client ID (Lab ID)	Sample Date	Sample Time	Sample Type (C=comp, G=grab)	Matrix (W=water, S=solid, O=waste/oil, BT=Tissue, A=Air)	Field Filtered Sample (Yes or No)	Perform MS/MSD (Yes or No)	SUBCONTRACT/ 9310 MOD Gross Alpha (St. Louis)	Total Number of containers	Special Instructions/Note:
			Preservation Codes:						
MW-4A (280-24081-1)	12/21/11	15:45 Eastern		Water			X	1	
MW-4B (280-24081-2)	12/21/11	15:13 Eastern		Water			X	1	
MW-FL1 (280-24081-3)	12/21/11	15:21 Eastern		Water			X	1	
MW-3B (280-24081-4)	12/21/11	14:49 Eastern		Water			X	1	
MW-3A (280-24081-5)	12/21/11	14:10 Eastern		Water			X	1	

Possible Hazard Identification
☐ Non-Hazard ☐ Flammable ☐ Skin Irritant ☐ Poison B ☐ Unknown ☐ Radiological

Sample Disposal (A fee may be assessed if samples are retained longer than 1 month)
☐ Return To Client ☐ Disposal By Lab ☐ Archive For _____ Months

Deliverable Requested: I, II, III, IV, Other (specify)

Special Instructions/QC Requirements:

Empty Kit Relinquished by:	Date:	Time:		Method of Shipment:	
Relinquished by:	Date/Time: 12/22/11 1608	Company	Received by:	Date/Time: 12-23-11 0925	Company TASL
Relinquished by:	Date/Time:	Company	Received by:	Date/Time:	Company
Relinquished by:	Date/Time:	Company	Received by:	Date/Time:	Company

Custody Seals Intact: Δ Yes Δ No
Custody Seal No.:
Cooler Temperature(s) °C and Other Remarks:

TestAmerica
THE LEADER IN ENVIRONMENTAL TESTING

Lot #(s): F1L230416

CUR Form #: 2 1 5

CONDITION UPON RECEIPT FORM

Client: TA Denver

Quote No: 86414

COC/RFA No: 280-106267.1

Initiated By: SV Date: 12-23-11 Time: 0925

Shipping Information

Shipper: FedEx UPS DHL Courier Client Other: _____ Multiple Packages: Y N

Shipping # (s):*		Sample Temperature (s):**	
1. 5103 2993 0720	6.	1. ambient	6.
2.	7.	2.	7.
3.	8.	3.	8.
4.	9.	4.	9.
5.	10.	5.	10.

*Numbered shipping lines correspond to Numbered Sample Temp lines

**Sample must be received at 4°C ± 2°C- If not, note contents below. Temperature variance does NOT affect the following: Metals-Liquid; Rad tests- Liquid or Solids; Perchlorate

Condition (Circle "Y" for yes, "N" for no and "N/A" for not applicable):

1.	Y N	Are there custody seals present on the cooler?	8.	Y N	Are there custody seals present on bottles?
2.	Y N N/A	Do custody seals on cooler appear to be tampered with?	9.	Y N N/A	Do custody seals on bottles appear to be tampered with?
3.	Y N	Were contents of cooler frisked after opening, but before unpacking?	10.	Y N N/A	Was sample received with proper pH[1]? (If not, make note below)
4.	Y N	Sample received with Chain of Custody?	11.	Y N N/A	Containers for C-14, H-3 & I-129/131 marked with "Do Not Preserve" label?
5.	Y N N/A	Does the Chain of Custody match sample ID's on the container(s)?	12.	Y N	Sample received in proper containers?
6.	Y N	Was sample received broken?	13.	Y N N/A	Headspace in VOA or TOX liquid samples? (If Yes, note sample ID's below)
7.	Y N	Is sample volume sufficient for analysis?	14.	Y N N/A	Was Internal COC/Workshare received?

[1] For DOE-AL (Pantex, LANL, Sandia) sites, pH of ALL containers received must be verified, EXCEPT VOA, TOX, Oil & Grease and soils.

Notes:

Corrective Action:

Client Contact Name: _____ Informed by: _____

Sample(s) processed "as is"

Sample(s) on hold until: _____ If released, notify: _____

Project Management Review: K. [illegible] Date: 12-27-11

THIS FORM MUST BE COMPLETED AT THE TIME THE ITEMS ARE BEING CHECKED IN. IF ANY ITEM IS COMPLETED BY SOMEONE OTHER THAN THE INITIATOR, THEN THAT PERSON IS REQUIRED TO APPLY THEIR INITIAL AND THE DATE NEXT TO THAT ITEM.

ADMIN-0004 rev13, REVISED 05/27/11 \\Slsvr01\QA\FORMS\ST-LOUIS\ADMIN\Admin-0004 CUR.doc

TestAmerica
THE LEADER IN ENVIRONMENTAL TESTING

TestAmerica Laboratories, Inc.

ANALYTICAL REPORT

FL26|VISTA

Lot #: F1L280416

TestAmerica Denver

TestAmerica Denver
4955 Yarrow Street
Arvada, CO 80002

TESTAMERICA LABORATORIES, INC.

Kay Clay
Project Manager

January 9, 2012

13715 Rider Trail North Earth City, MO 63045 tel 314.298.8566 fax 314.298.8757 www.testamericainc.com

Case Narrative
LOT NUMBER: F1L280416

This report contains the analytical results for the 14 samples received under chain of custody by TestAmerica St. Louis on December 28, 2011. These samples are associated with your FL26|VISTA project.

All applicable quality control procedures met method-specified acceptance criteria.

The test results in this report meet all NELAP requirements for parameters in which accreditations are held by TestAmerica St. Louis. Any exceptions to NELAP requirements are noted in the case narrative. **TestAmerica St. Louis' Florida certification number is E87689.** The case narrative is an integral part of this report.

This report shall not be reproduced, except in full, without the written approval of the laboratory.

This report is incomplete without the case narrative. All chemical analysis results are based upon sample as received, wet weight, unless noted otherwise. All radiochemistry results are based upon sample as dried and ground with the exception of tritium, unless requested wet weight by the client.

Observations/Nonconformances

Reference the chain of custody and condition upon receipt report for any variations on receipt conditions and temperature of samples on receipt.

There are no obsevations or nonconformances assoicated with this lot.

METHODS SUMMARY

F1L280416

PARAMETER	ANALYTICAL METHOD	PREPARATION METHOD
Gross Alpha/Beta by GFPC	SW846 9310 MOD	

References:

SW846 "Test Methods for Evaluating Solid Waste, Physical/Chemical Methods", Third Edition, November 1986 and its updates.

SAMPLE SUMMARY

F1L280416

WO #	SAMPLE#	CLIENT SAMPLE ID	SAMPLED DATE	SAMP TIME
MPXNN	001	EQUIPMENT BLANK (280-24109-1)	12/22/11	13:50
MPXNQ	002	MW-FL2R (280-24109-2)	12/22/11	13:31
MPXNR	003	MW-6AR (280-24109-3)	12/22/11	12:50
MPXNT	004	MW-6BR (280-24109-4)	12/22/11	12:14
MPXNV	005	MW-5B (280-24109-5)	12/22/11	11:38
MPXNW	006	MW-5A (280-24109-6)	12/22/11	10:51
MPXNX	007	MW-7A (280-24109-7)	12/22/11	10:14
MPXN0	008	MW-7B (280-24109-8)	12/22/11	09:45
MPXN1	009	MW-1A (280-24109-9)	12/22/11	09:06
MPXN2	010	MW-1B (280-24109-10)	12/22/11	08:39
MPXN3	011	MW-FL3 (280-24109-11)	12/22/11	08:01
MPXN4	012	MW-8R (280-24109-12)	12/22/11	07:01
MPXN5	013	MW-2B (280-24109-13)	12/22/11	13:10
MPXN6	014	MW-2AR (280-24109-14)	12/22/11	12:21

NOTE(S):

- The analytical results of the samples listed above are presented on the following pages.
- All calculations are performed before rounding to avoid round-off errors in calculated results.
- Results noted as "ND" were not detected at or above the stated limit.
- This report must not be reproduced, except in full, without the written approval of the laboratory.
- Results for the following parameters are never reported on a dry weight basis: color, corrosivity, density, flashpoint, ignitability, layers, odor, paint filter test, pH, porosity pressure, reactivity, redox potential, specific gravity, spot tests, solids, solubility, temperature, viscosity, and weight.

TestAmerica Denver

Client Sample ID: EQUIPMENT BLANK (280-24109-1)

Radiochemistry

Lab Sample ID: F1L280416-001
Work Order: MPXNN
Matrix: W

Date Collected: 12/22/11 1350
Date Received: 12/28/11 1020

Parameter	Result	Qual	Total Uncert. (2 σ+/-)	RL	mdc	Prep Date	Analysis Date
GROSS A/B BY GFPC SW846 9310 MOD				**pCi/L**		**Batch # 2003043**	**Yld %**
Gross Alpha	0.32	U	0.59	3.00	1.0	01/03/12	01/04/12

NOTE(S)

Data are incomplete without the case narrative.

MDC is determined by instrument performance only.
Bold results are greater than the MDC.

U Result is less than the sample detection limit.

TestAmerica Denver

Client Sample ID: MW-FL2R (280-24109-2)

Radiochemistry

Lab Sample ID: F1L280416-002
Work Order: MPXNQ
Matrix: W

Date Collected: 12/22/11 1331
Date Received: 12/28/11 1020

Parameter	Result	Qual	Total Uncert. (2 σ+/-)	RL	mdc	Prep Date	Analysis Date
GROSS A/B BY GFPC SW846 9310 MOD				pCi/L		Batch # 2003043	Yld %
Gross Alpha	2.7		1.3	3.0	1.5	01/03/12	01/04/12

NOTE(S)

Data are incomplete without the case narrative.

MDC is determined by instrument performance only.
Bold results are greater than the MDC.

TestAmerica Denver

Client Sample ID: MW-6AR (280-24109-3)

Radiochemistry

Lab Sample ID: F1L280416-003
Work Order: MPXNR
Matrix: W

Date Collected: 12/22/11 1250
Date Received: 12/28/11 1020

Parameter	Result	Qual	Total Uncert. (2 σ+/-)	RL	mdc	Prep Date	Analysis Date
GROSS A/B BY GFPC SW846 9310 MOD				pCi/L		Batch # 2003043	Yld %
Gross Alpha	6.6		2.0	3.0	1.8	01/03/12	01/04/12

NOTE(S)

Data are incomplete without the case narrative.

MDC is determined by instrument performance only.
Bold results are greater than the MDC.

TestAmerica Denver

Client Sample ID: MW-6BR (280-24109-4)

Radiochemistry

Lab Sample ID: F1L280416-004
Work Order: MPXNT
Matrix: W

Date Collected: 12/22/11 1214
Date Received: 12/28/11 1020

Parameter	Result	Qual	Total Uncert. (2 σ+/-)	RL	mdc	Prep Date	Analysis Date
GROSS A/B BY GFPC SW846 9310 MOD				pCi/L		Batch # 2003043	Yld %
Gross Alpha	3.6		1.8	3.0	2.2	01/03/12	01/04/12

NOTE(S)

Data are incomplete without the case narrative.

MDC is determined by instrument performance only.
Bold results are greater than the MDC.

TestAmerica Denver

Client Sample ID: MW-5B (280-24109-5)

Radiochemistry

Lab Sample ID: F1L280416-005
Work Order: MPXNV
Matrix: W

Date Collected: 12/22/11 1138
Date Received: 12/28/11 1020

Parameter	Result	Qual	Total Uncert. (2 σ+/-)	RL	mdc	Prep Date	Analysis Date
GROSS A/B BY GFPC SW846 9310 MOD				pCi/L		Batch # 2003043	Yld %
Gross Alpha	14.0		3.0	3.0	1.4	01/03/12	01/04/12

NOTE(S)

Data are incomplete without the case narrative.

MDC is determined by instrument performance only.
Bold results are greater than the MDC.

TestAmerica Denver

Client Sample ID: MW-5A (280-24109-6)

Radiochemistry

Lab Sample ID: F1L280416-006
Work Order: MPXNW
Matrix: W

Date Collected: 12/22/11 1051
Date Received: 12/28/11 1020

Parameter	Result	Qual	Total Uncert. (2 σ+/-)	RL	mdc	Prep Date	Analysis Date
GROSS A/B BY GFPC SW846 9310 MOD				pCi/L		Batch # 2003043	Yld %
Gross Alpha	4.2		1.2	3.0	0.9	01/03/12	01/05/12

NOTE(S)

Data are incomplete without the case narrative.

MDC is determined by instrument performance only.
Bold results are greater than the MDC.

TestAmerica Denver

Client Sample ID: MW-7A (280-24109-7)

Radiochemistry

Lab Sample ID: F1L280416-007
Work Order: MPXNX
Matrix: W

Date Collected: 12/22/11 1014
Date Received: 12/28/11 1020

Parameter	Result	Qual	Total Uncert. (2 σ+/-)	RL	mdc	Prep Date	Analysis Date
GROSS A/B BY GFPC SW846 9310 MOD				pCi/L		Batch # 2003043	Yld %
Gross Alpha	1.34		0.93	3.00	1.2	01/03/12	01/05/12

NOTE(S)

Data are incomplete without the case narrative.

MDC is determined by instrument performance only.
Bold results are greater than the MDC.

TestAmerica Denver

Client Sample ID: MW-7B (280-24109-8)

Radiochemistry

Lab Sample ID: F1L280416-008
Work Order: MPXN0
Matrix: W

Date Collected: 12/22/11 0945
Date Received: 12/28/11 1020

Parameter	Result	Qual	Total Uncert. (2 σ+/-)	RL	mdc	Prep Date	Analysis Date
GROSS A/B BY GFPC SW846 9310 MOD				pCi/L		Batch # 2003043	Yld %
Gross Alpha	2.5		1.0	3.0	0.9	01/03/12	01/05/12

NOTE(S)

Data are incomplete without the case narrative.

MDC is determined by instrument performance only.
Bold results are greater than the MDC.

TestAmerica Denver

Client Sample ID: MW-1A (280-24109-9)

Radiochemistry

Lab Sample ID: F1L280416-009
Work Order: MPXN1
Matrix: W

Date Collected: 12/22/11 0906
Date Received: 12/28/11 1020

Parameter	Result	Qual	Total Uncert. (2 σ+/-)	RL	mdc	Prep Date	Analysis Date
GROSS A/B BY GFPC SW846 9310 MOD				**pCi/L**		**Batch # 2003043**	**Yld %**
Gross Alpha	0.94	U	0.89	3.00	1.3	01/03/12	01/05/12

NOTE(S)

Data are incomplete without the case narrative.

MDC is determined by instrument performance only.
Bold results are greater than the MDC.

U Result is less than the sample detection limit.

TestAmerica Denver

Client Sample ID: MW-1B (280-24109-10)

Radiochemistry

Lab Sample ID: F1L280416-010
Work Order: MPXN2
Matrix: W

Date Collected: 12/22/11 0839
Date Received: 12/28/11 1020

Parameter	Result	Qual	Total Uncert. (2 σ+/-)	RL	mdc	Prep Date	Analysis Date
GROSS A/B BY GFPC SW846 9310 MOD				pCi/L		Batch # 2003043	Yld %
Gross Alpha	3.6		1.3	3.0	1.2	01/03/12	01/05/12

NOTE(S)

Data are incomplete without the case narrative.

MDC is determined by instrument performance only.
Bold results are greater than the MDC.

TestAmerica Denver

Client Sample ID: MW-FL3 (280-24109-11)

Radiochemistry

Lab Sample ID: F1L280416-011
Work Order: MPXN3
Matrix: W

Date Collected: 12/22/11 0801
Date Received: 12/28/11 1020

Parameter	Result	Qual	Total Uncert. (2 σ+/-)	RL	mdc	Prep Date	Analysis Date
GROSS A/B BY GFPC SW846 9310 MOD				pCi/L		Batch # 2003043	Yld %
Gross Alpha	3.0		1.4	3.0	1.5	01/03/12	01/05/12

NOTE(S)

Data are incomplete without the case narrative.

MDC is determined by instrument performance only.
Bold results are greater than the MDC.

TestAmerica Denver

Client Sample ID: MW-8R (280-24109-12)

Radiochemistry

Lab Sample ID: F1L280416-012
Work Order: MPXN4
Matrix: W

Date Collected: 12/22/11 0701
Date Received: 12/28/11 1020

Parameter	Result	Qual	Total Uncert. (2 σ+/-)	RL	mdc	Prep Date	Analysis Date
GROSS A/B BY GFPC SW846 9310 MOD				pCi/L		Batch # 2003043	Yld %
Gross Alpha	1.9		1.1	3.0	1.4	01/03/12	01/05/12

NOTE(S)

Data are incomplete without the case narrative.

MDC is determined by instrument performance only.
Bold results are greater than the MDC.

TestAmerica Denver

Client Sample ID: MW-2B (280-24109-13)

Radiochemistry

Lab Sample ID: F1L280416-013
Work Order: MPXN5
Matrix: W

Date Collected: 12/22/11 1310
Date Received: 12/28/11 1020

Parameter	Result	Qual	Total Uncert. (2 σ+/-)	RL	mdc	Prep Date	Analysis Date
GROSS A/B BY GFPC SW846 9310 MOD				pCi/L		Batch # 2003043	Yld %
Gross Alpha	2.8		1.1	3.0	1.1	01/03/12	01/05/11

NOTE(S)

Data are incomplete without the case narrative.

MDC is determined by instrument performance only.
Bold results are greater than the MDC.

TestAmerica Denver

Client Sample ID: MW-2AR (280-24109-14)

Radiochemistry

Lab Sample ID: F1L280416-014
Work Order: MPXN6
Matrix: W

Date Collected: 12/22/11 1221
Date Received: 12/28/11 1020

Parameter	Result	Qual	Total Uncert. (2 σ+/-)	RL	mdc	Prep Date	Analysis Date
GROSS A/B BY GFPC SW846 9310 MOD				pCi/L		Batch # 2003043	Yld %
Gross Alpha	2.44		0.98	3.00	1.0	01/03/12	01/05/12

NOTE(S)

Data are incomplete without the case narrative.

MDC is determined by instrument performance only.
Bold results are greater than the MDC.

METHOD BLANK REPORT

Radiochemistry

Client Lot ID: F1L280416
Matrix: WATER

Parameter	Result	Qual	Total Uncert. (2 σ+/-)	RL	MDC		Prep Date	Lab Sample ID / Analysis Date
GROSS A/B BY GFPC SW846 9310 MOD			pCi/L	Batch # 2003043		Yld %		F2A030000-043B
Gross Alpha	0.19	U	0.80	3.00	1.5		01/03/12	01/03/12

NOTE(S)

Data are incomplete without the case narrative.

MDC is determined using instrument performance only
Bold results are greater than the MDC.

U Result is less than the sample detection limit.

Laboratory Control Sample Report

Radiochemistry

Client Lot ID: F1L280416
Matrix: WATER

Parameter	Spike Amount	Result	Total Uncert. (2 σ+/-)	MDC	% Yld	% Rec	Lab Sample ID / QC Control Limits
GROSS A/B BY GFPC SW846 9310 MOD			pCi/L	9310 MOD			F2A030000-043C
Gross Alpha	54.0	67.5	9.0	1.1		125	(74 - 138)
	Batch #:	2003043		Analysis Date:	01/03/12		

NOTE(S)

MDC is determined for instrument performance only
Calculations are performed before rounding to avoid round-off error in calculated results

MATRIX SPIKE REPORT

Radiochemistry

Client Lot Id: F1L230416
Matrix: W

Date Sampled: 12/21/11
Date Received: 12/23/11

Parameter	Spike Amount	Spike Result	Total Uncert. (2σ +/-)	Spike Yld.	Sample Result	Total Uncert. (2 σ +/-)	QC Sample ID %YLD	QC Sample ID %REC	QC Control Limits
GROSS A/B BY GFPC SW846 9310 MOD			pCi/L		9310 MOD			F1L230416-001	
Gross Alpha	54.0	57.9	7.7		1.27	0.78		105	(40-150)
	Batch #:	2003043		Analysis Date:	01/03/12				

NOTE(S)

Data are incomplete without the case narrative.

Calculations are performed before rounding to avoid round-off errors in calculated results.

DUPLICATE EVALUATION REPORT

Radiochemistry

Client Lot ID: F1L280416
Matrix: WATER

Date Sampled: 12/21/11
Date Received: 12/23/11

Parameter	SAMPLE Result	Total Uncert. (2σ+/-)	% Yld	DUPLICATE Result		Total Uncert. (2 σ+/-)	% Yld	QC Sample ID Precision	
GROSS A/B BY GFPC SW846 9310 MOD			pCi/L	9310 MOD				F1L230416-001	
Gross Alpha	1.27	0.78		0.43	U	0.65		99	%RPD
Batch #:		2003043 (Sample)		2003043 (Duplicate)					

NOTE(S)

Data are incomplete without the case narrative.
Calculations are performed before rounding to avoid round-off error in calculated results

U Result is less than the sample detection limit.

RRPDS2

TestAmerica Laboratories, Inc.
F1L280416

1/09/12
7:23:03
Page 001

Records that have Questionable Dates

Lab ID	Batch	Workorder	Group	Sampled	Received	Leached	Prep Str	Prep End	Analyzed	Reviewed
F1L280416013	2003043	MPXN51AC	RAD	12/22/11	12/28/11		1/03/12	1/03/12	1/05/11	1/06/12

Source Object Level: 00X0001N

System Name: DEN400

< < < End of Report > > >

TestAmerica Denver
1955 Yarrow Street
Arvada, CO 80002
Phone (303) 736-0100 Fax (303) 431-7171

CUR 021

Chain of Custody Record

FIL280416

TestAmerica
THE LEADER IN ENVIRONMENTAL TESTING

Client Information (Sub Contract Lab)	Sampler:	Lab PM: Harrington, Danielle M	Carrier Tracking No(s):	COC No: 280-106622.1
Client Contact: Shipping/Receiving	Phone:	E-Mail: danielle.harrington@testamericainc.com		Page: Page 1 of 2
Company: TestAmerica Laboratories, Inc.				Job #: 280-24081-1
Address: 13715 Rider Trail North, ,	Due Date Requested: 1/5/2012			
City: Earth City	TAT Requested (days):			
State, Zip: MO, 63045				
Phone: 314-298-8566(Tel) 314-298-8757(Fax)	PO #:			
Email:	WO #:			
Project Name: FL26|Vista	Project #: 28002729			
Site: FL26 | Vista	SSOW#:			

Analysis Requested

Preservation Codes:
A - HCL, B - NaOH, C - Zn Acetate, D - Nitric Acid, E - NaHSO4, F - MeOH, G - Amchlor, H - Ascorbic Acid, I - Ice, J - DI Water, K - EDTA, L - EDA
M - Hexane, N - None, O - AsNaO2, P - Na2O4S, Q - Na2SO3, R - Na2S2SO3, S - H2SO4, T - TSP Dodecahydrate, U - Acetone, V - MCAA, W - ph 4-5, Z - other (specify)
Other:

Sample Identification - Client ID (Lab ID)	Sample Date	Sample Time	Sample Type (C=comp, G=grab)	Matrix (W=water, S=solid, O=waste/oil, BT=Tissue, A=Air)	Field Filtered Sample (Yes or No)	Perform MS/MSD (Yes or No)	SUBCONTRACT/ 9310 MOD Gross Alpha (St. Louis)	Total Number of containers	Special Instructions/Note:
Preservation Code:									
Equipment Blank (280-24109-1)	12/22/11	13:50 Eastern		Water			X	1	XLP
MW-FL2R (280-24109-2)	12/22/11	13:31 Eastern		Water			X	1	
MW-6AR (280-24109-3)	12/22/11	12:50 Eastern		Water			X	1	
MW-6BR (280-24109-4)	12/22/11	12:14 Eastern		Water			X	1	
MW-5B (280-24109-5)	12/22/11	11:38 Eastern		Water			X	1	
MW-5A (280-24109-6)	12/22/11	10:51 Eastern		Water			X	1	
MW-7A (280-24109-7)	12/22/11	10:14 Eastern		Water			X	1	
MW-7B (280-24109-8)	12/22/11	09:45 Eastern		Water			X	1	
MW-1A (280-24109-9)	12/22/11	09:06 Eastern		Water			X	1	
MW-1B (280-24109-10)	12/22/11	08:39 Eastern		Water			X	1	
MW-FL3 (280-24109-11)	12/22/11	08:01 Eastern		Water			X	1	

Possible Hazard Identification
☐ Non-Hazard ☐ Flammable ☐ Skin Irritant ☐ Poison B ☐ Unknown ☐ Radiological

Sample Disposal (A fee may be assessed if samples are retained longer than 1 month)
☐ Return To Client ☐ Disposal By Lab ☐ Archive For _____ Months

Deliverable Requested: I, II, III, IV, Other (specify)

Special Instructions/QC Requirements:

Empty Kit Relinquished by:	Date:	Time:	Method of Shipment:			
Relinquished by:	Date/Time: 12/27/11 1000	Company TA-D	Received by:	Date/Time: 12/28/11 1020	Company TA-STL	
Relinquished by:	Date/Time:	Company	Received by:	Date/Time:	Company	
Relinquished by:	Date/Time:	Company	Received by:	Date/Time:	Company	

Custody Seals Intact: Δ Yes Δ No	Custody Seal No.:	Cooler Temperature(s) °C and Other Remarks:

TestAmerica Denver CUR021
1955 Yarrow Street
Arvada, CO 80002
Phone (303) 736-0100 Fax (303) 431-7171

Chain of Custody Record

TestAmerica
THE LEADER IN ENVIRONMENTAL TESTING

Client Information (Sub Contract Lab)	Sampler:	Lab PM: Harrington, Danielle M	Carrier Tracking No(s):	COC No: 280-106622.2
Client Contact: Shipping/Receiving	Phone:	E-Mail: danielle.harrington@testamericainc.com		Page: Page 2 of 2
Company: TestAmerica Laboratories, Inc.				Job #: 280-24081-1
Address: 13715 Rider Trail North,	Due Date Requested: 1/5/2012			
City: Earth City	TAT Requested (days):			
State, Zip: MO, 63045				
Phone: 314-298-8566(Tel) 314-298-8757(Fax)	PO #:			
Email:	WO #:			
Project Name: FL26\Vista	Project #: 28002729			
Site: FL26 | Vista	SSOW#:			

Analysis Requested

Preservation Codes:
A - HCL, B - NaOH, C - Zn Acetate, D - Nitric Acid, E - NaHSO4, F - MeOH, G - Amchlor, H - Ascorbic Acid, I - Ice, J - DI Water, K - EDTA, L - EDA
M - Hexane, N - None, O - AsNaO2, P - Na2O4S, Q - Na2SO3, R - Na2S2SO3, S - H2SO4, T - TSP Dodecahydrate, U - Acetone, V - MCAA, W - ph 4-5, Z - other (specify)
Other:

Sample Identification - Client ID (Lab ID)	Sample Date	Sample Time	Sample Type (C=comp, G=grab)	Matrix (W=water, S=solid, O=waste/oil, BT=Tissue, A=Air)	Field Filtered Sample (Yes or No)	Perform MS/MSD (Yes or No)	SUBCONTRACT/ 9310 MOD Gross Alpha (St. Louis)	Total Number of containers	Special Instructions/Note:
			Preservation Code:						
MW-8R (280-24109-12)	12/22/11	07:01 Eastern		Water			X	1	XLP
MW-2B (280-24109-13)	12/22/11	13:10 Eastern		Water			X	1	
MW-2AR (280-24109-14)	12/22/11	12:21 Eastern		Water			X	1	

Possible Hazard Identification: ☐ Non-Hazard ☐ Flammable ☐ Skin Irritant ☐ Poison B ☐ Unknown ☐ Radiological

Sample Disposal (A fee may be assessed if samples are retained longer than 1 month): ☐ Return To Client ☐ Disposal By Lab ☐ Archive For _____ Months

Deliverable Requested: I, II, III, IV, Other (specify)

Special Instructions/QC Requirements:

Empty Kit Relinquished by: | Date: | Time: | Method of Shipment:

Relinquished by:	Date/Time:	Company	Received by:	Date/Time:	Company
[signature]	12/27/11 1600	TA-D	[signature]	12/28/11 1020	TA-STL
Relinquished by:	Date/Time:	Company	Received by:	Date/Time:	Company
Relinquished by:	Date/Time:	Company	Received by:	Date/Time:	Company

Custody Seals Intact: Δ Yes Δ No | Custody Seal No.: | Cooler Temperature(s) °C and Other Remarks:

TestAmerica
THE LEADER IN ENVIRONMENTAL TESTING

Lot #(s): AS 12-28-11 H F1L280416

CUR Form #: 0 2 1

CONDITION UPON RECEIPT FORM

Client: TA DENVER

Quote No: 86414

COC/RFA No: 280-106622

Initiated By: NVD Date: 12/28/11 Time: 1020

Shipping Information

Shipper: FedEx UPS DHL Courier Client Other: _____ Multiple Packages: Y N

Shipping # (s):*

1. 5103 2993 1326
2.
3.
4.
5.
6.
7.
8.
9.
10.

Sample Temperature (s):**

1. AMBIENT
2.
3.
4.
5.
6.
7.
8.
9.
10.

*Numbered shipping lines correspond to Numbered Sample Temp lines

**Sample must be received at 4°C ± 2°C- If not, note contents below. Temperature variance does NOT affect the following: Metals-Liquid; Rad tests- Liquid or Solids; Perchlorate

Condition (Circle "Y" for yes, "N" for no and "N/A" for not applicable):

1.	Y N	Are there custody seals present on the cooler?	8.	Y N	Are there custody seals present on bottles?
2.	Y N N/A	Do custody seals on cooler appear to be tampered with?	9.	Y N N/A	Do custody seals on bottles appear to be tampered with?
3.	Y N	Were contents of cooler frisked after opening, but before unpacking?	10.	Y N N/A	Was sample received with proper pH[1]? (If not, make note below)
4.	Y N	Sample received with Chain of Custody?	11.	Y N N/A	Containers for C-14, H-3 & I-129/131 marked with "Do Not Preserve" label?
5.	Y N N/A	Does the Chain of Custody match sample ID's on the container(s)?	12.	Y N	Sample received in proper containers?
6.	Y N	Was sample received broken?	13.	Y N N/A	Headspace in VOA or TOX liquid samples? (If Yes, note sample ID's below)
7.	Y N	Is sample volume sufficient for analysis?	14.	Y N N/A	Was Internal COC/Workshare received?

[1] For DOE-AL (Pantex, LANL, Sandia) sites, pH of ALL containers received must be verified, EXCEPT VOA, TOX, Oil & Grease and soils.

Notes:

Corrective Action:

☐ Client Contact Name: _____ Informed by: _____

☐ Sample(s) processed "as is"

☐ Sample(s) on hold until: _____ If released, notify: _____

Project Management Review: Jury Smith Date: 12-29-11

THIS FORM MUST BE COMPLETED AT THE TIME THE ITEMS ARE BEING CHECKED IN. IF ANY ITEM IS COMPLETED BY SOMEONE OTHER THAN THE INITIATOR, THEN THAT PERSON IS REQUIRED TO APPLY THEIR INITIAL AND THE DATE NEXT TO THAT ITEM.

ADMIN-0004 rev13, REVISED 05/27/11 \\Slsvr01\QA\FORMS\ST-LOUIS\ADMIN\Admin-0004 CUR.doc

TestAmerica Denver
4955 Yarrow Street
Arvada, CO 80002
Phone (303) 736-0100 Fax (303) 431-7171

Chain of Custody Record

TestAmerica
THE LEADER IN ENVIRONMENTAL TESTING

Client Information	Sampler: DAN ARMOUR	Lab PM: Harrington, Danielle M	Carrier Tracking No(s):	COC No: 280-14072-6649.1
Client Contact: Mr. Paul Bermillo	Phone: 225.907.4060	E-Mail: danielle.harrington@testamericainc.com		Page: Page 1 of 1
Company: Waste Management				Job #:
Address: Keene Road Landfill 242 West Keene Road	Due Date Requested:			
City: Apopka	TAT Requested (days):			
State, Zip: FL, 32703				
Phone:	PO #: Purchase Order not required			
Email: pbermil1@wm.com	WO #:			
Project Name: FL26|Vista	Project #: 28002729-Annual GW Dec			
Site: Florida	SSOW#:			

Analysis Requested

Preservation Codes:

A - HCL, B - NaOH, C - Zn Acetate, D - Nitric Acid, E - NaHSO4, F - MeOH, G - Amchlor, H - Ascorbic Acid, I - Ice, J - DI Water, K - EDTA, L - EDA, M - Hexane, N - None, O - AsNaO2, P - Na2O4S, Q - Na2SO3, R - Na2S2SO3, S - H2SO4, T - TSP Dodecahydrate, U - Acetone, V - MCAA, W - ph 4-5, Z - other (specify)

Other:

Sample Identification	Sample Date	Sample Time	Sample Type (C=comp, G=grab)	Matrix (W=water, S=solid, O=waste/oil, BT=Tissue, A=Air)	Field Filtered Sample (Yes or No)	Perform MS/MSD (Yes or No)	8260B	TDS/Alk/Cl/NO3(IC)/Color	Total Metals	Ammonia	504.1	Gross Alpha (TA St. Louis)	Total Number of containers	Special Instructions/Note:
			Preservation Code:				A	N	D	S	R	D		
EQUIPMENT BLANK	R-22	1350	G	W	N			1	1	1		1		Short Holds: NO3(IC), Color
MW-FL2R	12-22	1331	G	W	N		3	1	1	1	3	1		
MW-6AR	12-22	1250	G	W	N		3	1	1	1	3	1		
MW-6BR	12-22	1214	G	W	N		3	1	1	1	3	1		
MW-05B	12-22	1138	G	W	N		3	1	1	1	3	1		
MW-05A	12-22	1051	G	W	N		3	1	1	1	3	1		
MW-7A	12-22	1014	G	W	N		3	1	1	1	3	1		
MW-7B	12-22	0945	G	W	N		3	1	1	1	3	1		
MW-01A	12-22	0906	G	W	N		3	1	1	1	3	1		
MW-01B	12-22	0839	G	W	N		3	1	1	1	3	1		
MW-FL3	12-22	0801	G	W	N		3	1	1	1	3	1		

Possible Hazard Identification
☐ *Non-Hazard* ☐ *Flammable* ☐ *Skin Irritant* ☐ *Poison B* ☐ *Unknown* ☐ *Radiological*

Sample Disposal (A fee may be assessed if samples are retained longer than 1 month)
☐ *Return To Client* ☐ *Disposal By Lab* ☐ *Archive For* _____ *Months*

Deliverable Requested: I, II, III, IV, Other (specify)

Special Instructions/QC Requirements:

Empty Kit Relinquished by:	Date:	Time:	Method of Shipment:

Relinquished by:	Date/Time:	Company	Received by:	Date/Time:	Company
	12-22-11 / 1800	PRO-TECH		12/23/11 1030	TAD
Relinquished by:	Date/Time:	Company	Received by:	Date/Time:	Company
Relinquished by:	Date/Time:	Company	Received by:	Date/Time:	Company

Custody Seals Intact: Δ Yes Δ No

Custody Seal No.:

Cooler Temperature(s) °C and Other Remarks: 3.0, 2.8, 4.6, 4.8, 2.6 FP UP 12/22

TestAmerica Denver
4955 Yarrow Street
Arvada, CO 80002
Phone (303) 736-0100 Fax (303) 431-7171

Chain of Custody Record

TestAmerica
THE LEADER IN ENVIRONMENTAL TESTING

Client Information	Sampler: DAN ARMOUR	Lab PM: Harrington, Danielle M	Carrier Tracking No(s):	COC No: 280-14072-6649.1
Client Contact: Mr. Paul Bermillo	Phone: 225, 907, 4060	E-Mail: danielle.harrington@testamericainc.com		Page: Page 1 of 1
Company: Waste Management				Job #:
Address: Keene Road Landfill 242 West Keene Road	Due Date Requested:			
City: Apopka	TAT Requested (days):			
State, Zip: FL, 32703				
Phone:	PO #: Purchase Order not required			
Email: pbermil1@wm.com	WO #:			
Project Name: FL26|Vista	Project #: 28002729-Annual GW Dec			
Site: Florida	SSOW#:			

Analysis Requested

Preservation Codes:
A - HCL, B - NaOH, C - Zn Acetate, D - Nitric Acid, E - NaHSO4, F - MeOH, G - Amchlor, H - Ascorbic Acid, I - Ice, J - DI Water, K - EDTA, L - EDA
M - Hexane, N - None, O - AsNaO2, P - Na2O4S, Q - Na2SO3, R - Na2S2SO3, S - H2SO4, T - TSP Dodecahydrate, U - Acetone, V - MCAA, W - ph 4-5, Z - other (specify)
Other:

Sample Identification	Sample Date	Sample Time	Sample Type (C=Comp, G=grab)	Matrix (W=water, S=solid, O=waste/oil, BT=Tissue, A=Air)	Field Filtered Sample (Yes or No)	Perform MS/MSD (Yes or No)	8260B	TDS/Alk/Cl/NO3(IC)/Color	Total Metals	Ammonia	504.1	Gross Alpha (TA St. Louis)	Total Number of containers	Special Instructions/Note:
			Preservation Code:				A	N	D	S	R	D		
MW-8R	12-22	0701	G	W	N		3	1	1	1	3	1		Short Holds: NO3(IC), Color
MW-2B	12-22	1310	G	W	N		3	1	1	1	3	1		
MW-2AR	12-22	1221	G	W	N		3	1	1	1	3	1		
TRIP	12-22	—	G	W	N		✓							

Possible Hazard Identification
☐ *Non-Hazard* ☐ *Flammable* ☐ *Skin Irritant* ☐ *Poison B* ☐ *Unknown* ☐ *Radiological*

Sample Disposal (A fee may be assessed if samples are retained longer than 1 month)
☐ *Return To Client* ☐ *Disposal By Lab* ☐ *Archive For* _____ *Months*

Deliverable Requested: I, II, III, IV, Other (specify)

Special Instructions/QC Requirements:

Empty Kit Relinquished by:	Date:	Time:	Method of Shipment:		
Relinquished by:	Date/Time: 12-22-11 / 1800	Company PRO-TECH	Received by:	Date/Time: 12/23/11 1030	Company TAD
Relinquished by:	Date/Time:	Company	Received by:	Date/Time:	Company
Relinquished by:	Date/Time:	Company	Received by:	Date/Time:	Company

Custody Seals Intact: Δ Yes Δ No
Custody Seal No.:
Cooler Temperature(s) °C and Other Remarks:

Form FD 9000-24

GROUNDWATER SAMPLING LOG

SITE NAME: VISTA		SITE LOCATION: APOPKA, FL	
WELL NO: EB	SAMPLE ID:		DATE: 12/22/2011

PURGING DATA

WELL DIAMETER (inches): NA	TUBING DIAMETER (inches): NA	WELL SCREEN INTERVAL DEPTH: – feet to – feet	STATIC DEPTH TO WATER (feet): NA	PURGE PUMP TYPE OR BAILER: NA

WELL ELEVATION TOC (ft NGVD): NA | GROUNDWATER ELEVATION (ft NGVD): NA

WELL VOLUME PURGE: 1 WELL VOLUME = (TOTAL WELL DEPTH – STATIC DEPTH TO WATER) X WELL CAPACITY
(only fill out if applicable)
= (feet – feet) X gallons/foot = gallons

EQUIPMENT VOLUME PURGE: 1 EQUIPMENT VOL. = PUMP VOLUME + (TUBING CAPACITY X TUBING LENGTH) + FLOW CELL VOLUME
(only fill out if applicable) NA = gallons + (gallons/foot X feet) + gallons = gallons

INITIAL PUMP OR TUBING DEPTH IN WELL (feet): NA	FINAL PUMP OR TUBING DEPTH IN WELL (feet): NA	PURGING INITIATED AT: NA	PURGING ENDED AT: NA	TOTAL VOLUME PURGED (gallons) NA

TIME	VOLUME PURGED (gallons)	CUMUL. VOLUME PURGED (gallons)	PURGE RATE (gpm)	DEPTH TO WATER (feet)	pH (standard units)	TEMP. (°C)	COND. (circle units) µmhos/cm or µS/cm	DISSOLVED OXYGEN (circle units) mg/L or % saturation	TURBIDITY (NTUs)	ORP (mV)	COLOR	ODOR
1350	NA	NA	NA	NA	7.13	23.3	2	3.37	0.01	128	NONE	

WELL CAPACITY (Gallons Per Foot): 0.75" = 0.02; 1" = 0.04; 1.25" = 0.06; 2" = 0.16; 3" = 0.37; 4" = 0.65; 5" = 1.02; 6" = 1.47; 12" = 5.88
TUBING INSIDE DIA. CAPACITY (Gal./Ft.): 1/8" = 0.0006; 3/16" = 0.0014; 1/4" = 0.0026; 5/16" = 0.004; 3/8" = 0.006; 1/2" = 0.010; 5/8" = 0.016

PURGING EQUIPMENT CODES: B = Bailer; BP = Bladder Pump; ESP = Electric Submersible Pump; PP = Peristaltic Pump; O = Other (Specify)

SAMPLING DATA

SAMPLED BY (PRINT) / AFFILIATION: BEN RAMANAN / PRO-TECH	SAMPLER(S) SIGNATURE(S): Ben Ramanan	SAMPLING INITIATED AT: 1350	SAMPLING ENDED AT: NR
PUMP OR TUBING DEPTH IN WELL (feet): NA	TUBING MATERIAL CODE: NA	FIELD-FILTERED: Y (N) µm Filtration Equipment Type:	FILTER SIZE:
FIELD DECONTAMINATION: PUMP Y N NA TUBING Y N (replaced)		DUPLICATE: Y (N)	

SAMPLE CONTAINER SPECIFICATION				SAMPLE PRESERVATION			INTENDED ANALYSIS AND/OR METHOD	SAMPLE PUMP FLOW RATE (mL per minute)	SAMPLING EQUIPMENT CODE
SAMPLE ID CODE	# CONTAINERS	MATERIAL CODE	VOLUME	PRESERVATIVE USED	TOTAL VOL ADDED IN FIELD (mL)	FINAL pH			
	* SEE	SAMPLE	G	O-C	AND	BOTTLE	ORDER	WORKSHEET	

REMARKS:
SHEEN: YES (ND)

MATERIAL CODES: AG = Amber Glass; CG = Clear Glass; PE = Polyethylene; PP = Polypropylene; S = Silicone; T = Teflon; O = Other (Specify)

SAMPLING EQUIPMENT CODES: APP = After Peristaltic Pump; B = Bailer; BP = Bladder Pump; ESP = Electric Submersible Pump; RFPP = Reverse Flow Peristaltic Pump; SM = Straw Method (Tubing Gravity Drain); O = Other (Specify)

NOTES: 1. The above do not constitute all of the information required by Chapter 62-160, F.A.C.
2. STABILIZATION CRITERIA FOR RANGE OF VARIATION OF LAST THREE CONSECUTIVE READINGS (SEE FS 2212, SECTION 3)
pH: ± 0.2 units Temperature: ± 0.2 °C Specific Conductance: ± 5% Dissolved Oxygen: all readings ≤ 20% saturation (see Table FS 2200-2); optionally, ± 0.2 mg/L or ± 10% (whichever is greater) Turbidity: all readings ≤ 20 NTU; optionally ± 5 NTU or ± 10% (whichever is greater)

Revision Date: February 12, 2009

Form FD 9000-24

GROUNDWATER SAMPLING LOG

SITE NAME: VISTA		SITE LOCATION: APOPKA, FL	
WELL NO: MW-FL2R	SAMPLE ID:		DATE: 12/22/2011

PURGING DATA

WELL DIAMETER (inches): 2	TUBING DIAMETER (inches): 3/8	WELL SCREEN INTERVAL DEPTH 123.93 feet to 133.93 feet	STATIC DEPTH TO WATER (feet): 35.00	PURGE PUMP TYPE OR BAILER: BP
WELL ELEVATION TOC (ft NGVD): 86.76		GROUNDWATER ELEVATION (ft NGVD): 51.76		

WELL VOLUME PURGE: 1 WELL VOLUME = (TOTAL WELL DEPTH – STATIC DEPTH TO WATER) X WELL CAPACITY
(only fill out if applicable)
= (feet – feet) X gallons/foot = gallons

EQUIPMENT VOLUME PURGE: 1 EQUIPMENT VOL. = PUMP VOLUME + (TUBING CAPACITY X TUBING LENGTH) + FLOW CELL VOLUME
(only fill out if applicable)
= 0.3 gallons + (0.006 gallons/foot X 133.93 feet) + 0.05 gallons = 1.15 gallons

INITIAL PUMP OR TUBING DEPTH IN WELL (feet): 128.93	FINAL PUMP OR TUBING DEPTH IN WELL (feet): 128.93	PURGING INITIATED AT: 1305	PURGING ENDED AT: 1330	TOTAL VOLUME PURGED (gallons): 5.80

TIME	VOLUME PURGED (gallons)	CUMUL. VOLUME PURGED (gallons)	PURGE RATE (gpm)	DEPTH TO WATER (feet)	pH (standard units)	TEMP. (°C)	COND. (circle units) ~~mmhos/cm~~ or µS/cm	DISSOLVED OXYGEN (circle units) ~~mg/L or~~ % saturation	TURBIDITY (NTUs)	ORP (mV)	COLOR	ODOR
1315	2.40	2.40	0.24	38.13	8.30	24.8	241	2.0	8.27	-68.4		
1320	1.20	3.60	0.24	38.15	10.15	24.7	243	3.3	4.55	-68.6		
1325	1.20	4.70	0.24	38.18	10.16	24.7	248	3.4	4.40	-68.3		
1330	1.20	5.80	0.24	38.20	10.15	24.7	247	3.4	4.15	-68.6	NONE	

WELL CAPACITY (Gallons Per Foot): 0.75" = 0.02; 1" = 0.04; 1.25" = 0.06; 2" = 0.16; 3" = 0.37; 4" = 0.65; 5" = 1.02; 6" = 1.47; 12" = 5.88
TUBING INSIDE DIA. CAPACITY (Gal./FL): 1/8" = 0.0006; 3/16" = 0.0014; 1/4" = 0.0026; 5/16" = 0.004; 3/8" = 0.006; 1/2" = 0.010; 5/8" = 0.016

PURGING EQUIPMENT CODES: B = Bailer; BP = Bladder Pump; ESP = Electric Submersible Pump; PP = Peristaltic Pump; O = Other (Specify)

SAMPLING DATA

SAMPLED BY (PRINT) / AFFILIATION: Ben Ramjeesingh / PRO-TECH	SAMPLER(S) SIGNATURE(S): Ben Ramjeesingh	SAMPLING INITIATED AT: 1331	SAMPLING ENDED AT: NR
PUMP OR TUBING DEPTH IN WELL (feet): 128.93	TUBING MATERIAL CODE: T	FIELD-FILTERED: Y (N) µm Filtration Equipment Type:	FILTER SIZE:
FIELD DECONTAMINATION: PUMP Y (N)	TUBING Y (N replaced)	DUPLICATE: Y (N)	

SAMPLE CONTAINER SPECIFICATION				SAMPLE PRESERVATION			INTENDED ANALYSIS AND/OR METHOD	SAMPLE PUMP FLOW RATE (mL per minute)	SAMPLING EQUIPMENT CODE
SAMPLE ID CODE	# CONTAINERS	MATERIAL CODE	VOLUME	PRESERVATIVE USED	TOTAL VOL ADDED IN FIELD (mL)	FINAL pH			
	* SEE SAMPLE C-O-C AND BOTTLE ORDER WORK SHEET								

REMARKS:
~~SHEEN~~: YES (NO)

MATERIAL CODES: AG = Amber Glass; CG = Clear Glass; PE = Polyethylene; PP = Polypropylene; S = Silicone; T = Teflon; O = Other (Specify)

SAMPLING EQUIPMENT CODES: APP = After Peristaltic Pump; B = Bailer; BP = Bladder Pump; ESP = Electric Submersible Pump; RFPP = Reverse Flow Peristaltic Pump; SM = Straw Method (Tubing Gravity Drain); O = Other (Specify)

NOTES: 1. The above do not constitute all of the information required by Chapter 62-160, F.A.C.
2. STABILIZATION CRITERIA FOR RANGE OF VARIATION OF LAST THREE CONSECUTIVE READINGS (SEE FS 2212, SECTION 3)
pH: ± 0.2 units Temperature: ± 0.2 °C Specific Conductance: ± 5% Dissolved Oxygen: all readings ≤ 20% saturation (see Table FS 2200-2); optionally, ± 0.2 mg/L or ± 10% (whichever is greater) Turbidity: all readings ≤ 20 NTU; optionally ± 5 NTU or ± 10% (whichever is greater)

Revision Date: February 12, 2009

Form FD 9000-24

GROUNDWATER SAMPLING LOG

SITE NAME: VISTA | SITE LOCATION: APOPKA, FL

WELL NO: MW-6AR | SAMPLE ID: | DATE: 12/22/2011

PURGING DATA

WELL DIAMETER (inches): 2 | TUBING DIAMETER (inches): 1/4 | WELL SCREEN INTERVAL DEPTH 52.35 feet to 72.35 feet | STATIC DEPTH TO WATER (feet): 53.58 | PURGE PUMP TYPE OR BAILER: BP

WELL ELEVATION TOC (ft NGVD): 104.11 | GROUNDWATER ELEVATION (ft NGVD): 50.53

WELL VOLUME PURGE: 1 WELL VOLUME = (TOTAL WELL DEPTH – STATIC DEPTH TO WATER) X WELL CAPACITY
(only fill out if applicable)
= (feet – feet) X gallons/foot = gallons

EQUIPMENT VOLUME PURGE: 1 EQUIPMENT VOL. = PUMP VOLUME + (TUBING CAPACITY X TUBING LENGTH) + FLOW CELL VOLUME
(only fill out if applicable)
= 0.2 gallons + (0.0026 gallons/foot X 72.35 feet) + 0.05 gallons = 0.44 gallons

INITIAL PUMP OR TUBING DEPTH IN WELL (feet): 67.35 | FINAL PUMP OR TUBING DEPTH IN WELL (feet): 67.35 | PURGING INITIATED AT: 1230 | PURGING ENDED AT: 1249 | TOTAL VOLUME PURGED (gallons): 3.04

TIME	VOLUME PURGED (gallons)	CUMUL. VOLUME PURGED (gallons)	PURGE RATE (gpm)	DEPTH TO WATER (feet)	pH (standard units)	TEMP. (°C)	COND. (circle units) ~~µmhos/cm~~ or µS/cm	DISSOLVED OXYGEN (circle units) ~~mg/L or~~ % saturation	TURBIDITY (NTUs)	ORP (mV)	COLOR	ODOR
1240	1.60	~~2.88~~ 1.60 ~~0.16~~	0.16	53.80	4.64	24.5	204	6.4	1.57	99.7		
1243	0.48	~~2.96~~ 2.08 ~~0.16~~	0.16	53.80	4.64	24.4	204	6.4	1.33	100.		
1246	0.48	~~3.04~~ 2.56 ~~0.16~~	0.16	53.80	4.66	24.5	204	6.4	0.99	99.8		
1249	0.48	3.04	0.16	53.80	4.66	24.5	203	6.4	0.91	100.	NONE	

WELL CAPACITY (Gallons Per Foot): 0.75" = 0.02; 1" = 0.04; 1.25" = 0.06; 2" = 0.16; 3" = 0.37; 4" = 0.65; 5" = 1.02; 6" = 1.47; 12" = 5.88
TUBING INSIDE DIA. CAPACITY (Gal./Ft.): 1/8" = 0.0005; 3/16" = 0.0014; 1/4" = 0.0026; 5/16" = 0.004; 3/8" = 0.006; 1/2" = 0.010; 5/8" = 0.016

PURGING EQUIPMENT CODES: B = Bailer; BP = Bladder Pump; ESP = Electric Submersible Pump; PP = Peristaltic Pump; O = Other (Specify)

SAMPLING DATA

SAMPLED BY (PRINT) / AFFILIATION: BEN RANGEASAN / PRO-TECH | SAMPLER(S) SIGNATURE(S): Ben Rangeasan | SAMPLING INITIATED AT: 1250 | SAMPLING ENDED AT: NR

PUMP OR TUBING DEPTH IN WELL (feet): 67.35 | TUBING MATERIAL CODE: T | FIELD-FILTERED: Y (N) µm Filtration Equipment Type: | FILTER SIZE:

FIELD DECONTAMINATION: PUMP Y (N) TUBING Y (N) (replaced) | DUPLICATE: Y (N)

SAMPLE CONTAINER SPECIFICATION				SAMPLE PRESERVATION			INTENDED ANALYSIS AND/OR METHOD	SAMPLE PUMP FLOW RATE (mL per minute)	SAMPLING EQUIPMENT CODE
SAMPLE ID CODE	# CONTAINERS	MATERIAL CODE	VOLUME	PRESERVATIVE USED	TOTAL VOL ADDED IN FIELD (mL)	FINAL pH			
* SEE SAMPLE C-O-C AND BOTTLE ORDER WORK SHEET									

REMARKS:
SHEEN: YES (NO)

MATERIAL CODES: AG = Amber Glass; CG = Clear Glass; PE = Polyethylene; PP = Polypropylene; S = Silicone; T = Teflon; O = Other (Specify)

SAMPLING EQUIPMENT CODES: APP = After Peristaltic Pump; B = Bailer; BP = Bladder Pump; ESP = Electric Submersible Pump; RFPP = Reverse Flow Peristaltic Pump; SM = Straw Method (Tubing Gravity Drain); O = Other (Specify)

NOTES: 1. The above do not constitute all of the information required by Chapter 62-160, F.A.C.
2. STABILIZATION CRITERIA FOR RANGE OF VARIATION OF LAST THREE CONSECUTIVE READINGS (SEE FS 2212, SECTION 3)
pH: ± 0.2 units Temperature: ± 0.2 °C Specific Conductance: ± 5% Dissolved Oxygen: all readings ≤ 20% saturation (see Table FS 2200-2); optionally, ± 0.2 mg/L or ± 10% (whichever is greater) Turbidity: all readings ≤ 20 NTU; optionally ± 5 NTU or ± 10% (whichever is greater)

Revision Date: February 12, 2009

Form FD 9000-24

GROUNDWATER SAMPLING LOG

SITE NAME: VISTA		SITE LOCATION: APOPKA, FL	
WELL NO: MW-6BR	SAMPLE ID:		DATE: 12/22/2011

PURGING DATA

WELL DIAMETER (inches): 2	TUBING DIAMETER (inches): 3/8	WELL SCREEN INTERVAL DEPTH 82.48 feet to 92.48 feet	STATIC DEPTH TO WATER (feet): 53.60	PURGE PUMP TYPE OR BAILER: BP

WELL ELEVATION TOC (ft NGVD): 103.99 GROUNDWATER ELEVATION (ft NGVD): 50.39

WELL VOLUME PURGE: 1 WELL VOLUME = (TOTAL WELL DEPTH – STATIC DEPTH TO WATER) X WELL CAPACITY
(only fill out if applicable)
= (feet – feet) X gallons/foot = gallons

EQUIPMENT VOLUME PURGE: 1 EQUIPMENT VOL. = PUMP VOLUME + (TUBING CAPACITY X TUBING LENGTH) + FLOW CELL VOLUME
(only fill out if applicable)
= 0.3 gallons + (0.006 gallons/foot X 92.48 feet) + 0.05 gallons = 0.90 gallons

INITIAL PUMP OR TUBING DEPTH IN WELL (feet): 87.48	FINAL PUMP OR TUBING DEPTH IN WELL (feet): 87.48	PURGING INITIATED AT: 1150	PURGING ENDED AT: 1213	TOTAL VOLUME PURGED (gallons): 5.52

TIME	VOLUME PURGED (gallons)	CUMUL. VOLUME PURGED (gallons)	PURGE RATE (gpm)	DEPTH TO WATER (feet)	pH (standard units)	TEMP. (°C)	COND. (circle units) ~~µmhos/cm~~ or µS/cm	DISSOLVED OXYGEN (circle units) ~~mg/L or~~ % saturation	TURBIDITY (NTUs)	ORP (mV)	COLOR	ODOR
1201	2.64	2.64	0.24	53.80	7.20	25.0	258	2.7	3.61	-15.1		
1205	0.96	3.60	0.24	53.80	7.27	25.2	256	2.7	3.30	-6.5		
1209	0.96	4.56	0.24	53.80	7.26	25.2	256	2.6	3.53	-5.3		
1213	0.96	5.52	0.24	53.80	7.26	25.0	255	2.6	3.86	-5.0	NONE	

WELL CAPACITY (Gallons Per Foot): 0.75" = 0.02; 1" = 0.04; 1.25" = 0.06; 2" = 0.16; 3" = 0.37; 4" = 0.65; 5" = 1.02; 6" = 1.47; 12" = 5.88
TUBING INSIDE DIA. CAPACITY (Gal./Ft.): 1/8" = 0.0006; 3/16" = 0.0014; 1/4" = 0.0026; 5/16" = 0.004; 3/8" = 0.006; 1/2" = 0.010; 5/8" = 0.016

PURGING EQUIPMENT CODES: B = Bailer; BP = Bladder Pump; ESP = Electric Submersible Pump; PP = Peristaltic Pump; O = Other (Specify)

SAMPLING DATA

SAMPLED BY (PRINT) / AFFILIATION: BEN RAMSEYER / PRO-TECH	SAMPLER(S) SIGNATURE(S): Ben Ramseyer	SAMPLING INITIATED AT: 1214	SAMPLING ENDED AT: NR
PUMP OR TUBING DEPTH IN WELL (feet): 87.48	TUBING MATERIAL CODE: T	FIELD-FILTERED: Y (N) µm Filtration Equipment Type:	FILTER SIZE:

FIELD DECONTAMINATION: PUMP Y (N) TUBING Y (N) (replaced) DUPLICATE: Y (N)

SAMPLE CONTAINER SPECIFICATION				SAMPLE PRESERVATION			INTENDED ANALYSIS AND/OR METHOD	SAMPLE PUMP FLOW RATE (mL per minute)	SAMPLING EQUIPMENT CODE
SAMPLE ID CODE	# CONTAINERS	MATERIAL CODE	VOLUME	PRESERVATIVE USED	TOTAL VOL ADDED IN FIELD (mL)	FINAL pH			
	* SEE SAMPLE C-O-C AND BOTTLE ORDER WORK SHEET								

REMARKS:
SHEEN: YES (ND)

MATERIAL CODES: AG = Amber Glass; CG = Clear Glass; PE = Polyethylene; PP = Polypropylene; S = Silicone; T = Teflon; O = Other (Specify)

SAMPLING EQUIPMENT CODES: APP = After Peristaltic Pump; B = Bailer; BP = Bladder Pump; ESP = Electric Submersible Pump; RFPP = Reverse Flow Peristaltic Pump; SM = Straw Method (Tubing Gravity Drain); O = Other (Specify)

NOTES: 1. The above do not constitute all of the information required by Chapter 62-160, F.A.C.
2. STABILIZATION CRITERIA FOR RANGE OF VARIATION OF LAST THREE CONSECUTIVE READINGS (SEE FS 2212, SECTION 3)
pH: ± 0.2 units Temperature: ± 0.2 °C Specific Conductance: ± 5% Dissolved Oxygen: all readings ≤ 20% saturation (see Table FS 2200-2); optionally, ± 0.2 mg/L or ± 10% (whichever is greater) Turbidity: all readings ≤ 20 NTU; optionally ± 5 NTU or ± 10% (whichever is greater)

Revision Date: February 12, 2009

Form FD 9000-24

GROUNDWATER SAMPLING LOG

SITE NAME: VISTA		SITE LOCATION: APOPKA, FL	
WELL NO: MW-05B	SAMPLE ID:		DATE: 12/22/2011

PURGING DATA

WELL DIAMETER (inches): 2	TUBING DIAMETER (inches): 3/8	WELL SCREEN INTERVAL DEPTH 59.35 feet to 69.35 feet	STATIC DEPTH TO WATER (feet): 31.52	PURGE PUMP TYPE OR BAILER: BP

WELL ELEVATION TOC (ft NGVD): 81.27 | GROUNDWATER ELEVATION (ft NGVD): 49.75

WELL VOLUME PURGE: 1 WELL VOLUME = (TOTAL WELL DEPTH – STATIC DEPTH TO WATER) X WELL CAPACITY
(only fill out if applicable)
= (feet – feet) X gallons/foot = gallons

EQUIPMENT VOLUME PURGE: 1 EQUIPMENT VOL. = PUMP VOLUME + (TUBING CAPACITY X TUBING LENGTH) + FLOW CELL VOLUME
(only fill out if applicable)
= 0.3 gallons + (0.006 gallons/foot X 69.35 feet) + 0.05 gallons = 0.78 gallons

INITIAL PUMP OR TUBING DEPTH IN WELL (feet): 64.35	FINAL PUMP OR TUBING DEPTH IN WELL (feet): 64.35	PURGING INITIATED AT: 1115	PURGING ENDED AT: 1137	TOTAL VOLUME PURGED (gallons): 4.84

TIME	VOLUME PURGED (gallons)	CUMUL. VOLUME PURGED (gallons)	PURGE RATE (gpm)	DEPTH TO WATER (feet)	pH (standard units)	TEMP. (°C)	COND. (circle units) ~~µmhos/cm~~ or µS/cm	DISSOLVED OXYGEN (circle units) ~~mg/L or~~ % saturation	TURBIDITY (NTUs)	ORP (mV)	COLOR	ODOR
1125	2.20	2.20	0.22	32.70	7.11	25.6	200	0.0	6.73	-92.9		
1129	0.88	3.08	0.22	32.70	7.14	25.5	199	0.0	8.11	-93.7		
1133	0.88	3.96	0.22	32.70	7.16	25.4	200	0.0	8.24	-94.6		
1137	0.88	4.84	0.22	32.70	7.16	25.4	200	0.0	8.71	-94.4	NONE	

WELL CAPACITY (Gallons Per Foot): 0.75" = 0.02; 1" = 0.04; 1.25" = 0.06; 2" = 0.16; 3" = 0.37; 4" = 0.65; 5" = 1.02; 6" = 1.47; 12" = 5.88
TUBING INSIDE DIA. CAPACITY (Gal./Ft.): 1/8" = 0.0006; 3/16" = 0.0014; 1/4" = 0.0026; 5/16" = 0.004; 3/8" = 0.006; 1/2" = 0.010; 5/8" = 0.016

PURGING EQUIPMENT CODES: B = Bailer; BP = Bladder Pump; ESP = Electric Submersible Pump; PP = Peristaltic Pump; O = Other (Specify)

SAMPLING DATA

SAMPLED BY (PRINT) / AFFILIATION: BENJAMIN SEAMAN / PRO-TECH	SAMPLER(S) SIGNATURE(S): Ben Remyeaman	SAMPLING INITIATED AT: 1138	SAMPLING ENDED AT: NR
PUMP OR TUBING DEPTH IN WELL (feet): 64.35	TUBING MATERIAL CODE: T	FIELD-FILTERED: Y (N) µm Filtration Equipment Type:	FILTER SIZE:

FIELD DECONTAMINATION: PUMP Y (N) TUBING Y (N) (replaced) | DUPLICATE: Y (N)

SAMPLE CONTAINER SPECIFICATION				SAMPLE PRESERVATION			INTENDED ANALYSIS AND/OR METHOD	SAMPLE PUMP FLOW RATE (mL per minute)	SAMPLING EQUIPMENT CODE
SAMPLE ID CODE	# CONTAINERS	MATERIAL CODE	VOLUME	PRESERVATIVE USED	TOTAL VOL ADDED IN FIELD (mL)	FINAL pH			
	* SEE SAMPLE C-O-C AND BOTTLE ORDER WORK SHEET								

REMARKS:
SHEEN: YES (NO)

MATERIAL CODES: AG = Amber Glass; CG = Clear Glass; PE = Polyethylene; PP = Polypropylene; S = Silicone; T = Teflon; O = Other (Specify)

SAMPLING EQUIPMENT CODES: APP = After Peristaltic Pump; B = Bailer; BP = Bladder Pump; ESP = Electric Submersible Pump; RFPP = Reverse Flow Peristaltic Pump; SM = Straw Method (Tubing Gravity Drain); O = Other (Specify)

NOTES: 1. The above do not constitute all of the information required by Chapter 62-160, F.A.C.
2. STABILIZATION CRITERIA FOR RANGE OF VARIATION OF LAST THREE CONSECUTIVE READINGS (SEE FS 2212, SECTION 3)
pH: ± 0.2 units Temperature: ± 0.2 °C Specific Conductance: ± 5% Dissolved Oxygen: all readings ≤ 20% saturation (see Table FS 2200-2); optionally, ± 0.2 mg/L or ± 10% (whichever is greater) Turbidity: all readings ≤ 20 NTU; optionally ± 5 NTU or ± 10% (whichever is greater)

Revision Date: February 12, 2009

Form FD 9000-24

GROUNDWATER SAMPLING LOG

SITE NAME: VISTA		SITE LOCATION: APOPKA, FL	
WELL NO: MW-05A	SAMPLE ID:		DATE: 12/22/2011

PURGING DATA

WELL DIAMETER (inches): 2	TUBING DIAMETER (inches): 1/4	WELL SCREEN INTERVAL DEPTH 28.08 feet to 43.08 feet	STATIC DEPTH TO WATER (feet): 31.00		PURGE PUMP TYPE OR BAILER: BP
WELL ELEVATION TOC (ft NGVD): 81.86			GROUNDWATER ELEVATION (ft NGVD): 50.86		

WELL VOLUME PURGE: 1 WELL VOLUME = (TOTAL WELL DEPTH – STATIC DEPTH TO WATER) X WELL CAPACITY
(only fill out if applicable)
= (feet – feet) X gallons/foot = gallons

EQUIPMENT VOLUME PURGE: 1 EQUIPMENT VOL. = PUMP VOLUME + (TUBING CAPACITY X TUBING LENGTH) + FLOW CELL VOLUME
(only fill out if applicable)
= 0.2 gallons + (0.0026 gallons/foot X 43.08 feet) + 0.05 gallons = 0.36 gallons

INITIAL PUMP OR TUBING DEPTH IN WELL (feet): 38.08	FINAL PUMP OR TUBING DEPTH IN WELL (feet): 38.08	PURGING INITIATED AT: 1032	PURGING ENDED AT: 1050	TOTAL VOLUME PURGED (gallons): 2.70

TIME	VOLUME PURGED (gallons)	CUMUL. VOLUME PURGED (gallons)	PURGE RATE (gpm)	DEPTH TO WATER (feet)	pH (standard units)	TEMP. (°C)	COND. (circle units) µmhos/cm or µS/cm	DISSOLVED OXYGEN (circle units) mg/L % saturation	TURBIDITY (NTUs)	ORP (mV)	COLOR	ODOR
1041	1.35	1.35	0.15	33.86	3.80	26.2	54	4.9	9.66	48.3		
1044	0.45	1.80	0.15	33.88	3.80	26.3	56	4.9	9.66	78.0		
1047	0.45	2.25	0.15	33.91	3.84	26.3	59	4.8	9.39	80.1		
1050	0.45	2.70	0.15	33.93	3.83	26.5	59	4.8	9.47	83.7	NONE	

WELL CAPACITY (Gallons Per Foot): 0.75" = 0.02; 1" = 0.04; 1.25" = 0.06; 2" = 0.16; 3" = 0.37; 4" = 0.65; 5" = 1.02; 6" = 1.47; 12" = 5.88
TUBING INSIDE DIA. CAPACITY (Gal./Ft.): 1/8" = 0.0006; 3/16" = 0.0014; 1/4" = 0.0026; 5/16" = 0.004; 3/8" = 0.006; 1/2" = 0.010; 5/8" = 0.016

PURGING EQUIPMENT CODES: B = Bailer; BP = Bladder Pump; ESP = Electric Submersible Pump; PP = Peristaltic Pump; O = Other (Specify)

SAMPLING DATA

SAMPLED BY (PRINT) / AFFILIATION: BEN RAMJEEWAN / PRO-TECH	SAMPLER(S) SIGNATURE(S): Ben Ramjeewan	SAMPLING INITIATED AT: 1051	SAMPLING ENDED AT: NR
PUMP OR TUBING DEPTH IN WELL (feet): 38.08	TUBING MATERIAL CODE: T	FIELD-FILTERED: Y (N) µm Filtration Equipment Type:	FILTER SIZE:
FIELD DECONTAMINATION: PUMP Y (N)	TUBING Y (N)(replaced)	DUPLICATE: Y (N)	

SAMPLE CONTAINER SPECIFICATION				SAMPLE PRESERVATION			INTENDED ANALYSIS AND/OR METHOD	SAMPLE PUMP FLOW RATE (mL per minute)	SAMPLING EQUIPMENT CODE
SAMPLE ID CODE	# CONTAINERS	MATERIAL CODE	VOLUME	PRESERVATIVE USED	TOTAL VOL ADDED IN FIELD (mL)	FINAL pH			
* SEE SAMPLE C-O-C AND BOTTLE ORDER WORK SHEET									

REMARKS:
SHEEN Yes / (NO)

MATERIAL CODES: AG = Amber Glass; CG = Clear Glass; PE = Polyethylene; PP = Polypropylene; S = Silicone; T = Teflon; O = Other (Specify)

SAMPLING EQUIPMENT CODES: APP = After Peristaltic Pump; B = Bailer; BP = Bladder Pump; ESP = Electric Submersible Pump; RFPP = Reverse Flow Peristaltic Pump; SM = Straw Method (Tubing Gravity Drain); O = Other (Specify)

NOTES: 1. The above do not constitute all of the information required by Chapter 62-160, F.A.C.
2. STABILIZATION CRITERIA FOR RANGE OF VARIATION OF LAST THREE CONSECUTIVE READINGS (SEE FS 2212, SECTION 3)
pH: ± 0.2 units Temperature: ± 0.2 °C Specific Conductance: ± 5% Dissolved Oxygen: all readings ≤ 20% saturation (see Table FS 2200-2); optionally, ± 0.2 mg/L or ± 10% (whichever is greater) Turbidity: all readings ≤ 20 NTU; optionally ± 5 NTU or ± 10% (whichever is greater)

Revision Date: February 12, 2009

Form FD 9000-24

GROUNDWATER SAMPLING LOG

SITE NAME: VISTA		SITE LOCATION: APOPKA, FL	
WELL NO: MW-7A	SAMPLE ID:		DATE: 12/22/2011

PURGING DATA

WELL DIAMETER (inches): 2	TUBING DIAMETER (inches): 1/4	WELL SCREEN INTERVAL DEPTH 51.03 feet to 71.03 feet	STATIC DEPTH TO WATER (feet): 44.58	PURGE PUMP TYPE OR BAILER: BP

WELL ELEVATION TOC (ft NGVD): 109.26 GROUNDWATER ELEVATION (ft NGVD): 64.68

WELL VOLUME PURGE: 1 WELL VOLUME = (TOTAL WELL DEPTH – STATIC DEPTH TO WATER) X WELL CAPACITY
(only fill out if applicable)
= (feet – feet) X gallons/foot = gallons

EQUIPMENT VOLUME PURGE: 1 EQUIPMENT VOL. = PUMP VOLUME + (TUBING CAPACITY X TUBING LENGTH) + FLOW CELL VOLUME
(only fill out if applicable)
= 0.2 gallons + (0.0026 gallons/foot X 71.03 feet) + 0.05 gallons = 0.43 gallons

INITIAL PUMP OR TUBING DEPTH IN WELL (feet): 66.03	FINAL PUMP OR TUBING DEPTH IN WELL (feet): 66.03	PURGING INITIATED AT: 0953	PURGING ENDED AT: 1013	TOTAL VOLUME PURGED (gallons): 3.40

TIME	VOLUME PURGED (gallons)	CUMUL. VOLUME PURGED (gallons)	PURGE RATE (gpm)	DEPTH TO WATER (feet)	pH (standard units)	TEMP. (°C)	COND. (circle units) ~~µmhos/cm~~ or µS/cm	DISSOLVED OXYGEN (circle units) ~~mg/L~~ or % saturation	TURBIDITY (NTUs)	ORP (mV)	COLOR	ODOR
1001	1.36	1.36	0.17	46.38	7.12	23.7	284	1.4	0.38	17.6		
1004	0.51	1.87	0.17	46.38	7.12	23.7	284	1.4	0.30	16.4		
1007	0.51	2.38	0.17	46.39	7.12	23.7	282	1.4	0.42	15.6		
1010	0.51	2.89	0.17	46.40	7.12	23.8	281	1.4	0.34	15.0		
1013	0.51	3.40	0.17	46.40	7.12	23.8	280	1.4	0.29	14.9	NONE	

WELL CAPACITY (Gallons Per Foot): 0.75" = 0.02; 1" = 0.04; 1.25" = 0.06; 2" = 0.16; 3" = 0.37; 4" = 0.65; 5" = 1.02; 6" = 1.47; 12" = 5.88
TUBING INSIDE DIA. CAPACITY (Gal./Ft.): 1/8" = 0.0006; 3/16" = 0.0014; 1/4" = 0.0026; 5/16" = 0.004; 3/8" = 0.006; 1/2" = 0.010; 5/8" = 0.016
PURGING EQUIPMENT CODES: B = Bailer; BP = Bladder Pump; ESP = Electric Submersible Pump; PP = Peristaltic Pump; O = Other (Specify)

SAMPLING DATA

SAMPLED BY (PRINT) / AFFILIATION: BEN RAMSEUR / PRO-TECH	SAMPLER(S) SIGNATURE(S): Ben Ramseur	SAMPLING INITIATED AT: 1014	SAMPLING ENDED AT: NR
PUMP OR TUBING DEPTH IN WELL (feet): 66.03	TUBING MATERIAL CODE: T	FIELD-FILTERED: Y (N) µm Filtration Equipment Type:	FILTER SIZE:
FIELD DECONTAMINATION: PUMP Y (N)	TUBING Y (N) (replaced)	DUPLICATE: Y (N)	

SAMPLE CONTAINER SPECIFICATION				SAMPLE PRESERVATION			INTENDED ANALYSIS AND/OR METHOD	SAMPLE PUMP FLOW RATE (mL per minute)	SAMPLING EQUIPMENT CODE
SAMPLE ID CODE	# CONTAINERS	MATERIAL CODE	VOLUME	PRESERVATIVE USED	TOTAL VOL ADDED IN FIELD (mL)	FINAL pH			
	* SEE SAMPLE C-O-C AND BOTTLE ORDER WORK SHEET								

REMARKS:
~~SAMPLE~~ : YES (NO)

MATERIAL CODES: AG = Amber Glass; CG = Clear Glass; PE = Polyethylene; PP = Polypropylene; S = Silicone; T = Teflon; O = Other (Specify)

SAMPLING EQUIPMENT CODES: APP = After Peristaltic Pump; B = Bailer; BP = Bladder Pump; ESP = Electric Submersible Pump; RFPP = Reverse Flow Peristaltic Pump; SM = Straw Method (Tubing Gravity Drain); O = Other (Specify)

NOTES: 1. The above do not constitute all of the information required by Chapter 62-160, F.A.C.
2. STABILIZATION CRITERIA FOR RANGE OF VARIATION OF LAST THREE CONSECUTIVE READINGS (SEE FS 2212, SECTION 3)
pH: ± 0.2 units Temperature: ± 0.2 °C Specific Conductance: ± 5% Dissolved Oxygen: all readings ≤ 20% saturation (see Table FS 2200-2); optionally, ± 0.2 mg/L or ± 10% (whichever is greater) Turbidity: all readings ≤ 20 NTU; optionally ± 5 NTU or ± 10% (whichever is greater)

Revision Date: February 12, 2009

Form FD 9000-24

GROUNDWATER SAMPLING LOG

SITE NAME: VISTA		SITE LOCATION: APOPKA, FL	
WELL NO: MW-7B	SAMPLE ID:		DATE: 12/22/2011

PURGING DATA

WELL DIAMETER (inches): 2	TUBING DIAMETER (inches): 1/4	WELL SCREEN INTERVAL DEPTH: 81.7 feet to 91.7 feet	STATIC DEPTH TO WATER (feet): 57.40	PURGE PUMP TYPE OR BAILER: BP
WELL ELEVATION TOC (ft NGVD): 109.13		GROUNDWATER ELEVATION (ft NGVD): 51.73		

WELL VOLUME PURGE: 1 WELL VOLUME = (TOTAL WELL DEPTH – STATIC DEPTH TO WATER) X WELL CAPACITY
(only fill out if applicable)
= (feet – feet) X gallons/foot = gallons

EQUIPMENT VOLUME PURGE: 1 EQUIPMENT VOL. = PUMP VOLUME + (TUBING CAPACITY X TUBING LENGTH) + FLOW CELL VOLUME
(only fill out if applicable)
= 0.2 gallons + (0.0026 gallons/foot X 91.70 feet) + 0.05 gallons = 0.49 gallons

INITIAL PUMP OR TUBING DEPTH IN WELL (feet): 86.70	FINAL PUMP OR TUBING DEPTH IN WELL (feet): 86.70	PURGING INITIATED AT: 0925	PURGING ENDED AT: 0944	TOTAL VOLUME PURGED (gallons): 3.42

TIME	VOLUME PURGED (gallons)	CUMUL. VOLUME PURGED (gallons)	PURGE RATE (gpm)	DEPTH TO WATER (feet)	pH (standard units)	TEMP. (°C)	COND. (circle units) ~~mmhos/cm~~ or µS/cm	DISSOLVED OXYGEN (circle units) ~~mg/L or~~ % saturation	TURBIDITY (NTUs)	ORP (mV)	COLOR	ODOR
0935	1.80	1.80	0.18	58.03	6.64	23.8	141	1.3	12.12	-36.4		
0938	0.54	2.34	0.18	58.03	6.63	23.8	142	1.4	12.05	-20.2		
0941	0.54	2.88	0.18	58.03	6.61	23.3	143	1.4	10.85	-19.5		
0944	0.54	3.42	0.18	58.03	6.61	23.3	143	1.4	10.20	-18.4	NONE	

WELL CAPACITY (Gallons Per Foot): 0.75" = 0.02; 1" = 0.04; 1.25" = 0.06; 2" = 0.16; 3" = 0.37; 4" = 0.65; 5" = 1.02; 6" = 1.47; 12" = 5.88
TUBING INSIDE DIA. CAPACITY (Gal./Ft.): 1/8" = 0.0006; 3/16" = 0.0014; 1/4" = 0.0026; 5/16" = 0.004; 3/8" = 0.006; 1/2" = 0.010; 5/8" = 0.016

PURGING EQUIPMENT CODES: B = Bailer; BP = Bladder Pump; ESP = Electric Submersible Pump; PP = Peristaltic Pump; O = Other (Specify)

SAMPLING DATA

SAMPLED BY (PRINT) / AFFILIATION: Ben Rampersaud / PRO-TECH	SAMPLER(S) SIGNATURE(S): Ben Rampersaud	SAMPLING INITIATED AT: 0945	SAMPLING ENDED AT: NR
PUMP OR TUBING DEPTH IN WELL (feet): 86.70	TUBING MATERIAL CODE: T	FIELD-FILTERED: Y (N) µm Filtration Equipment Type:	FILTER SIZE:
FIELD DECONTAMINATION: PUMP Y (N)	TUBING Y (N) (replaced)	DUPLICATE: Y (N)	

SAMPLE CONTAINER SPECIFICATION				SAMPLE PRESERVATION			INTENDED ANALYSIS AND/OR METHOD	SAMPLE PUMP FLOW RATE (mL per minute)	SAMPLING EQUIPMENT CODE
SAMPLE ID CODE	# CONTAINERS	MATERIAL CODE	VOLUME	PRESERVATIVE USED	TOTAL VOL. ADDED IN FIELD (mL)	FINAL pH			
* SEE SAMPLE C-O-C AND BOTTLE ORDER WORK SHEET									

REMARKS:
SHEEN: YES (NO)

MATERIAL CODES: AG = Amber Glass; CG = Clear Glass; PE = Polyethylene; PP = Polypropylene; S = Silicone; T = Teflon; O = Other (Specify)

SAMPLING EQUIPMENT CODES: APP = After Peristaltic Pump; B = Bailer; BP = Bladder Pump; ESP = Electric Submersible Pump; RFPP = Reverse Flow Peristaltic Pump; SM = Straw Method (Tubing Gravity Drain); O = Other (Specify)

NOTES: 1. The above do not constitute all of the information required by Chapter 62-160, F.A.C.
2. STABILIZATION CRITERIA FOR RANGE OF VARIATION OF LAST THREE CONSECUTIVE READINGS (SEE FS 2212, SECTION 3)
pH: ± 0.2 units Temperature: ± 0.2 °C Specific Conductance: ± 5% Dissolved Oxygen: all readings ≤ 20% saturation (see Table FS 2200-2); optionally, ± 0.2 mg/L or ± 10% (whichever is greater) Turbidity: all readings ≤ 20 NTU; optionally ± 5 NTU or ± 10% (whichever is greater)

Revision Date: February 12, 2009

Form FD 9000-24

GROUNDWATER SAMPLING LOG

SITE NAME: VISTA		SITE LOCATION: APOPKA, FL	
WELL NO: MW-01A	SAMPLE ID:		DATE: 12/22/2011

PURGING DATA

WELL DIAMETER (inches): 2	TUBING DIAMETER (inches): 3/8	WELL SCREEN INTERVAL DEPTH 59.71 feet to 69.71 feet	STATIC DEPTH TO WATER (feet): 46.00	PURGE PUMP TYPE OR BAILER: BP

WELL ELEVATION TOC (ft NGVD): 109.47 GROUNDWATER ELEVATION (ft NGVD): 63.47

WELL VOLUME PURGE: 1 WELL VOLUME = (TOTAL WELL DEPTH – STATIC DEPTH TO WATER) X WELL CAPACITY
(only fill out if applicable)
= (feet – feet) X gallons/foot = gallons

EQUIPMENT VOLUME PURGE: 1 EQUIPMENT VOL. = PUMP VOLUME + (TUBING CAPACITY X TUBING LENGTH) + FLOW CELL VOLUME
(only fill out if applicable)
= 0.3 gallons + (0.006 gallons/foot X 69.71 feet) + 0.05 gallons = 0.78 gallons

INITIAL PUMP OR TUBING DEPTH IN WELL (feet): 69.71	FINAL PUMP OR TUBING DEPTH IN WELL (feet): 69.71	PURGING INITIATED AT: 0845	PURGING ENDED AT: 0905	TOTAL VOLUME PURGED (gallons): 5.20

TIME	VOLUME PURGED (gallons)	CUMUL. VOLUME PURGED (gallons)	PURGE RATE (gpm)	DEPTH TO WATER (feet)	pH (standard units)	TEMP. (°C)	COND. (circle units) ~~µmhos/cm~~ or µS/cm	DISSOLVED OXYGEN (circle units) ~~mg/L or~~ % saturation	TURBIDITY (NTUs)	ORP (mV)	COLOR	ODOR
0856	2.86	2.86	0.26	47.44	6.80	21.7	342	1.4	0.56	4.4		
0859	0.78	3.64	0.26	47.44	6.80	21.8	342	1.4	0.07	4.8		
0902	0.78	4.42	0.26	47.44	6.80	21.8	342	1.4	0.11	5.7		
0905	0.78	5.20	0.26	47.44	6.79	21.8	342	1.4	0.09	6.3	NONE	

WELL CAPACITY (Gallons Per Foot): 0.75" = 0.02; 1" = 0.04; 1.25" = 0.06; 2" = 0.16; 3" = 0.37; 4" = 0.65; 5" = 1.02; 6" = 1.47; 12" = 5.88
TUBING INSIDE DIA. CAPACITY (Gal./Ft.): 1/8" = 0.0006; 3/16" = 0.0014; 1/4" = 0.0026; 5/16" = 0.004; 3/8" = 0.006; 1/2" = 0.010; 5/8" = 0.016

PURGING EQUIPMENT CODES: B = Bailer; BP = Bladder Pump; ESP = Electric Submersible Pump; PP = Peristaltic Pump; O = Other (Specify)

SAMPLING DATA

SAMPLED BY (PRINT) / AFFILIATION: BEN RAMGEANSINGH / PRO-TECH	SAMPLER(S) SIGNATURE(S): Ben Ramgeansingh	SAMPLING INITIATED AT: 0906	SAMPLING ENDED AT: NR
PUMP OR TUBING DEPTH IN WELL (feet): 64.71	TUBING MATERIAL CODE: T	FIELD-FILTERED: Y (N) µm Filtration Equipment Type:	FILTER SIZE:
FIELD DECONTAMINATION: PUMP Y (N)	TUBING Y (N) (replaced)	DUPLICATE: Y (N)	

SAMPLE CONTAINER SPECIFICATION				SAMPLE PRESERVATION			INTENDED ANALYSIS AND/OR METHOD	SAMPLE PUMP FLOW RATE (mL per minute)	SAMPLING EQUIPMENT CODE
SAMPLE ID CODE	# CONTAINERS	MATERIAL CODE	VOLUME	PRESERVATIVE USED	TOTAL VOL ADDED IN FIELD (mL)	FINAL pH			
	* SEE SAMPLE C-O-C AND BOTTLE ORDER WORK SHEET								

REMARKS:
Sheen: YES (NO)

MATERIAL CODES: AG = Amber Glass; CG = Clear Glass; PE = Polyethylene; PP = Polypropylene; S = Silicone; T = Teflon; O = Other (Specify)

SAMPLING EQUIPMENT CODES: APP = After Peristaltic Pump; B = Bailer; BP = Bladder Pump; ESP = Electric Submersible Pump; RFPP = Reverse Flow Peristaltic Pump; SM = Straw Method (Tubing Gravity Drain); O = Other (Specify)

NOTES: 1. The above do not constitute all of the information required by Chapter 62-160, F.A.C.
2. STABILIZATION CRITERIA FOR RANGE OF VARIATION OF LAST THREE CONSECUTIVE READINGS (SEE FS 2212, SECTION 3)
pH: ± 0.2 units Temperature: ± 0.2 °C Specific Conductance: ± 5% Dissolved Oxygen: all readings ≤ 20% saturation (see Table FS 2200-2); optionally, ± 0.2 mg/L or ± 10% (whichever is greater) Turbidity: all readings ≤ 20 NTU; optionally ± 5 NTU or ± 10% (whichever is greater)

Revision Date: February 12, 2009

Form FD 9000-24

GROUNDWATER SAMPLING LOG

SITE NAME: VISTA | SITE LOCATION: APOPKA, FL

WELL NO: MW-01B | SAMPLE ID: | DATE: 12/22/2011

PURGING DATA

WELL DIAMETER (inches): 2 | TUBING DIAMETER (inches): 3/8 | WELL SCREEN INTERVAL DEPTH 86.78 feet to 96.78 feet | STATIC DEPTH TO WATER (feet): 56.28 | PURGE PUMP TYPE OR BAILER: BP

WELL ELEVATION TOC (ft NGVD): 109.53 | GROUNDWATER ELEVATION (ft NGVD): 53.33

WELL VOLUME PURGE: 1 WELL VOLUME = (TOTAL WELL DEPTH – STATIC DEPTH TO WATER) X WELL CAPACITY
(only fill out if applicable)
= (feet – feet) X gallons/foot = gallons

EQUIPMENT VOLUME PURGE: 1 EQUIPMENT VOL. = PUMP VOLUME + (TUBING CAPACITY X TUBING LENGTH) + FLOW CELL VOLUME
(only fill out if applicable)
= 0.3 gallons + (0.006 gallons/foot X 96.78 feet) + 0.05 gallons = 0.93 gallons

INITIAL PUMP OR TUBING DEPTH IN WELL (feet): 91.78 | FINAL PUMP OR TUBING DEPTH IN WELL (feet): 91.78 | PURGING INITIATED AT: 0817 | PURGING ENDED AT: 0858 | TOTAL VOLUME PURGED (gallons): 3.25

TIME	VOLUME PURGED (gallons)	CUMUL. VOLUME PURGED (gallons)	PURGE RATE (gpm)	DEPTH TO WATER (feet)	pH (standard units)	TEMP. (°C)	COND. (circle units) ~~mmhos/cm~~ or µS/cm	DISSOLVED OXYGEN (circle units) ~~mg/L~~ or % saturation	TURBIDITY (NTUs)	ORP (mV)	COLOR	ODOR
0826	2.25	2.25	0.25	57.03	7.15	21.9	165	0.4	2.34	-61.1		
0832	1.00	3.25	0.25	57.03	7.16	21.8	162	0.4	2.15	-59.5		
0834	1.00	4.25	0.25	57.03	7.16	22.1	164	0.4	2.07	-60.9		
0838	1.00	5.25	0.25	57.03	7.15	22.1	165	0.4	2.14	-60.2	NONE	

WELL CAPACITY (Gallons Per Foot): 0.75" = 0.02; 1" = 0.04; 1.25" = 0.06; 2" = 0.16; 3" = 0.37; 4" = 0.65; 5" = 1.02; 6" = 1.47; 12" = 5.88
TUBING INSIDE DIA. CAPACITY (Gal./Ft.): 1/8" = 0.0006; 3/16" = 0.0014; 1/4" = 0.0026; 5/16" = 0.004; 3/8" = 0.006; 1/2" = 0.010; 5/8" = 0.016

PURGING EQUIPMENT CODES: B = Bailer; BP = Bladder Pump; ESP = Electric Submersible Pump; PP = Peristaltic Pump; O = Other (Specify)

SAMPLING DATA

SAMPLED BY (PRINT) / AFFILIATION: BEN RAMGERSAD / PRO-TECH | SAMPLER(S) SIGNATURE(S): Ben Ramgersad | SAMPLING INITIATED AT: 0839 | SAMPLING ENDED AT: NR

PUMP OR TUBING DEPTH IN WELL (feet): 91.78 | TUBING MATERIAL CODE: T | FIELD-FILTERED: Y (N) µm Filtration Equipment Type: | FILTER SIZE:

FIELD DECONTAMINATION: PUMP Y (N) TUBING Y (N replaced) | DUPLICATE: Y (N)

SAMPLE CONTAINER SPECIFICATION				SAMPLE PRESERVATION			INTENDED ANALYSIS AND/OR METHOD	SAMPLE PUMP FLOW RATE (mL per minute)	SAMPLING EQUIPMENT CODE
SAMPLE ID CODE	# CONTAINERS	MATERIAL CODE	VOLUME	PRESERVATIVE USED	TOTAL VOL ADDED IN FIELD (mL)	FINAL pH			
* SEE SAMPLE C-O-C AND BOTTLE ORDER WORK SHEET									

REMARKS: SHEEN: YES (NO)

MATERIAL CODES: AG = Amber Glass; CG = Clear Glass; PE = Polyethylene; PP = Polypropylene; S = Silicone; T = Teflon; O = Other (Specify)

SAMPLING EQUIPMENT CODES: APP = After Peristaltic Pump; B = Bailer; BP = Bladder Pump; ESP = Electric Submersible Pump; RFPP = Reverse Flow Peristaltic Pump; SM = Straw Method (Tubing Gravity Drain); O = Other (Specify)

NOTES: 1. The above do not constitute all of the information required by Chapter 62-160, F.A.C.
2. STABILIZATION CRITERIA FOR RANGE OF VARIATION OF LAST THREE CONSECUTIVE READINGS (SEE FS 2212, SECTION 3)
pH: ± 0.2 units Temperature: ± 0.2 °C Specific Conductance: ± 5% Dissolved Oxygen: all readings ≤ 20% saturation (see Table FS 2200-2); optionally, ± 0.2 mg/L or ± 10% (whichever is greater) Turbidity: all readings ≤ 20 NTU; optionally ± 5 NTU or ± 10% (whichever is greater)

Revision Date: February 12, 2009

Form FD 9000-24

GROUNDWATER SAMPLING LOG

SITE NAME: VISTA		SITE LOCATION: APOPKA, FL	
WELL NO: MW-FL3	SAMPLE ID:		DATE: 12/22/2011

PURGING DATA

WELL DIAMETER (inches): 2	TUBING DIAMETER (inches): 3/8	WELL SCREEN INTERVAL DEPTH: 131.1 feet to 142.1 feet	STATIC DEPTH TO WATER (feet): 47.55	PURGE PUMP TYPE OR BAILER: BP
WELL ELEVATION TOC (ft NGVD): 97.49		GROUNDWATER ELEVATION (ft NGVD): 49.94		

WELL VOLUME PURGE: 1 WELL VOLUME = (TOTAL WELL DEPTH – STATIC DEPTH TO WATER) X WELL CAPACITY
(only fill out if applicable)
= (feet – feet) X gallons/foot = gallons

EQUIPMENT VOLUME PURGE: 1 EQUIPMENT VOL. = PUMP VOLUME + (TUBING CAPACITY X TUBING LENGTH) + FLOW CELL VOLUME
(only fill out if applicable)
= 0.3 gallons + (0.006 gallons/foot X 142.10 feet) + 0.05 gallons = 1.20 gallons

INITIAL PUMP OR TUBING DEPTH IN WELL (feet): 137.10	FINAL PUMP OR TUBING DEPTH IN WELL (feet): 137.10	PURGING INITIATED AT: 0735	PURGING ENDED AT: 0800	TOTAL VOLUME PURGED (gallons): 6.50

TIME	VOLUME PURGED (gallons)	CUMUL. VOLUME PURGED (gallons)	PURGE RATE (gpm)	DEPTH TO WATER (feet)	pH (standard units)	TEMP. (°C)	COND. (circle units) ~~µmhos/cm~~ or µS/cm	DISSOLVED OXYGEN (circle units) mg/L or % saturation	TURBIDITY (NTUs)	ORP (mV)	COLOR	ODOR
0745	2.60	2.60	0.26	47.80	6.93	22.7	188	0.0	10.3	-287		
0750	1.30	3.90	0.26	47.80	7.12	22.7	186	0.0	11.1	-286		
0755	1.30	5.20	0.26	47.80	7.10	22.7	184	0.0	10.7	-285		
0800	1.30	6.50	0.26	47.80	7.11	22.7	186	0.0	10.9	-286	NONE	

WELL CAPACITY (Gallons Per Foot): 0.75" = 0.02; 1" = 0.04; 1.25" = 0.06; 2" = 0.16; 3" = 0.37; 4" = 0.65; 5" = 1.02; 6" = 1.47; 12" = 5.88
TUBING INSIDE DIA. CAPACITY (Gal./Ft.): 1/8" = 0.0006; 3/16" = 0.0014; 1/4" = 0.0026; 5/16" = 0.004; 3/8" = 0.006; 1/2" = 0.010; 5/8" = 0.016

PURGING EQUIPMENT CODES: B = Bailer; BP = Bladder Pump; ESP = Electric Submersible Pump; PP = Peristaltic Pump; O = Other (Specify)

SAMPLING DATA

SAMPLED BY (PRINT) / AFFILIATION: BEN RAMPERSAUD / PRO-TECH	SAMPLER(S) SIGNATURE(S): Ben Ramperseud	SAMPLING INITIATED AT: 0801	SAMPLING ENDED AT: NR
PUMP OR TUBING DEPTH IN WELL (feet): 137.10	TUBING MATERIAL CODE: T	FIELD-FILTERED: Y (N) µm Filtration Equipment Type:	FILTER SIZE:
FIELD DECONTAMINATION: PUMP Y (N)	TUBING Y (N) (replaced)	DUPLICATE: Y (N)	

SAMPLE CONTAINER SPECIFICATION				SAMPLE PRESERVATION			INTENDED ANALYSIS AND/OR METHOD	SAMPLE PUMP FLOW RATE (mL per minute)	SAMPLING EQUIPMENT CODE
SAMPLE ID CODE	# CONTAINERS	MATERIAL CODE	VOLUME	PRESERVATIVE USED	TOTAL VOL ADDED IN FIELD (mL)	FINAL pH			
	* SEE SAMPLE C-O-C AND BOTTLE ORDER WORK SHEET								

REMARKS:
SHEEN: YES (NO)

MATERIAL CODES: AG = Amber Glass; CG = Clear Glass; PE = Polyethylene; PP = Polypropylene; S = Silicone; T = Teflon; O = Other (Specify)

SAMPLING EQUIPMENT CODES: APP = After Peristaltic Pump; B = Bailer; BP = Bladder Pump; ESP = Electric Submersible Pump; RFPP = Reverse Flow Peristaltic Pump; SM = Straw Method (Tubing Gravity Drain); O = Other (Specify)

NOTES: 1. The above do not constitute all of the information required by Chapter 62-160, F.A.C.
2. STABILIZATION CRITERIA FOR RANGE OF VARIATION OF LAST THREE CONSECUTIVE READINGS (SEE FS 2212, SECTION 3)
pH: ± 0.2 units Temperature: ± 0.2 °C Specific Conductance: ± 5% Dissolved Oxygen: all readings ≤ 20% saturation (see Table FS 2200-2); optionally, ± 0.2 mg/L or ± 10% (whichever is greater) Turbidity: all readings ≤ 20 NTU; optionally ± 5 NTU or ± 10% (whichever is greater)

Revision Date: February 12, 2009

Form FD 9000-24

GROUNDWATER SAMPLING LOG

SITE NAME: VISTA		SITE LOCATION: APOPKA, FL	
WELL NO: MW-8R	SAMPLE ID:		DATE: 12-22-11

PURGING DATA

WELL DIAMETER (inches): 2	TUBING DIAMETER (inches): 1/4	WELL SCREEN INTERVAL DEPTH 61.0 feet to 71.0 feet	STATIC DEPTH TO WATER (feet): 47.11	PURGE PUMP TYPE OR BAILER: ESP
WELL ELEVATION TOC (ft NGVD): 99.60		GROUNDWATER ELEVATION (ft NGVD): 52.49		

WELL VOLUME PURGE: 1 WELL VOLUME = (TOTAL WELL DEPTH – STATIC DEPTH TO WATER) X WELL CAPACITY
(only fill out if applicable)
= (feet – feet) X gallons/foot = gallons

EQUIPMENT VOLUME PURGE: 1 EQUIPMENT VOL. = PUMP VOLUME + (TUBING CAPACITY X TUBING LENGTH) + FLOW CELL VOLUME
(only fill out if applicable)
= 0.2 gallons + (0.0026 gallons/foot X 71.00 feet) + 0.05 gallons = 0.43 gallons

INITIAL PUMP OR TUBING DEPTH IN WELL (feet): 66.00	FINAL PUMP OR TUBING DEPTH IN WELL (feet): 66.00	PURGING INITIATED AT: 0640	PURGING ENDED AT: 0701	TOTAL VOLUME PURGED (gallons): 3.78

TIME	VOLUME PURGED (gallons)	CUMUL. VOLUME PURGED (gallons)	PURGE RATE (gpm)	DEPTH TO WATER (feet)	pH (standard units)	TEMP. (°C)	COND. (circle units) µmhos/cm or µS/cm	DISSOLVED OXYGEN (circle units) mg/L or % saturation	TURBIDITY (NTUs)	ORP (mV)	COLOR	ODOR
0651	1.98	1.98	0.18	47.33	6.77	24.7	188	2.8	5.81	37		
0654	0.54	2.52	0.18	47.35	6.79	24.7	185	2.7	6.41	35		
0657	0.54	3.06	0.18	47.35	6.77	24.7	184	2.7	6.57	34		
0700	0.54	3.60	0.18	47.35	6.76	24.6	184	2.7	6.22	35	NONE	

WELL CAPACITY (Gallons Per Foot): 0.75" = 0.02; 1" = 0.04; 1.25" = 0.06; 2" = 0.16; 3" = 0.37; 4" = 0.65; 5" = 1.02; 6" = 1.47; 12" = 5.88
TUBING INSIDE DIA. CAPACITY (Gal./Ft.): 1/8" = 0.0006; 3/16" = 0.0014; 1/4" = 0.0026; 5/16" = 0.004; 3/8" = 0.006; 1/2" = 0.010; 5/8" = 0.016

PURGING EQUIPMENT CODES: B = Bailer; BP = Bladder Pump; ESP = Electric Submersible Pump; PP = Peristaltic Pump; O = Other (Specify)

SAMPLING DATA

SAMPLED BY (PRINT) / AFFILIATION: DAN ARMOUR / PRO-TECH	SAMPLER(S) SIGNATURE(S):	SAMPLING INITIATED AT: 0701	SAMPLING ENDED AT: NR
PUMP OR TUBING DEPTH IN WELL (feet): 66.00	TUBING MATERIAL CODE: PE	FIELD-FILTERED: Y (N) µm Filtration Equipment Type:	FILTER SIZE:
FIELD DECONTAMINATION: PUMP (Y) N	TUBING Y (N (replaced))	DUPLICATE: Y (N)	

SAMPLE CONTAINER SPECIFICATION				SAMPLE PRESERVATION			INTENDED ANALYSIS AND/OR METHOD	SAMPLE PUMP FLOW RATE (mL per minute)	SAMPLING EQUIPMENT CODE
SAMPLE ID CODE	# CONTAINERS	MATERIAL CODE	VOLUME	PRESERVATIVE USED	TOTAL VOL ADDED IN FIELD (mL)	FINAL pH			
	* SEE SAMPLE C-O-C AND BOTTLE ORDER WORKSHEET								

REMARKS:
SHEEN YES / (NO)

MATERIAL CODES: AG = Amber Glass; CG = Clear Glass; PE = Polyethylene; PP = Polypropylene; S = Silicone; T = Teflon; O = Other (Specify)

SAMPLING EQUIPMENT CODES: APP = After Peristaltic Pump; B = Bailer; BP = Bladder Pump; ESP = Electric Submersible Pump; RFPP = Reverse Flow Peristaltic Pump; SM = Straw Method (Tubing Gravity Drain); O = Other (Specify)

NOTES: 1. The above do not constitute all of the information required by Chapter 62-160, F.A.C.
2. STABILIZATION CRITERIA FOR RANGE OF VARIATION OF LAST THREE CONSECUTIVE READINGS (SEE FS 2212, SECTION 3)
pH: ± 0.2 units Temperature: ± 0.2 °C Specific Conductance: ± 5% Dissolved Oxygen: all readings ≤ 20% saturation (see Table FS 2200-2); optionally, ± 0.2 mg/L or ± 10% (whichever is greater) Turbidity: all readings ≤ 20 NTU; optionally ± 5 NTU or ± 10% (whichever is greater)

Revision Date: February 12, 2009

Form FD 9000-24

GROUNDWATER SAMPLING LOG

SITE NAME: VISTA		SITE LOCATION: APOPKA, FL	
WELL NO: MW-28	SAMPLE ID:		DATE: 12-22-11

PURGING DATA

WELL DIAMETER (inches): 2	TUBING DIAMETER (inches): 3/8	WELL SCREEN INTERVAL DEPTH 67.05 feet to 77.05 feet	STATIC DEPTH TO WATER (feet): 38.79	PURGE PUMP TYPE OR BAILER: BP

WELL ELEVATION TOC (ft NGVD): 88.46 GROUNDWATER ELEVATION (ft NGVD): 49.67

WELL VOLUME PURGE: 1 WELL VOLUME = (TOTAL WELL DEPTH – STATIC DEPTH TO WATER) X WELL CAPACITY
(only fill out if applicable)
= (feet – feet) X gallons/foot = gallons

EQUIPMENT VOLUME PURGE: 1 EQUIPMENT VOL. = PUMP VOLUME + (TUBING CAPACITY X TUBING LENGTH) + FLOW CELL VOLUME
(only fill out if applicable)
= 0.3 gallons + (0.006 gallons/foot X 77.05 feet) + 0.05 gallons = 0.81 gallons

INITIAL PUMP OR TUBING DEPTH IN WELL (feet): 72.05	FINAL PUMP OR TUBING DEPTH IN WELL (feet): 72.05	PURGING INITIATED AT: 1248	PURGING ENDED AT: 1310	TOTAL VOLUME PURGED (gallons) 6.38

TIME	VOLUME PURGED (gallons)	CUMUL. VOLUME PURGED (gallons)	PURGE RATE (gpm)	DEPTH TO WATER (feet)	pH (standard units)	TEMP. (°C)	COND. (circle units) µmhos/cm or µS/cm	DISSOLVED OXYGEN (circle units) mg/L or % saturation	TURBIDITY (NTUs)	ORP (mV)	COLOR	ODOR
1300	3.48	3.48	0.29	40.11	8.04	24.6	145	0.2	10.83	20		
1303	0.87	4.35	0.29	40.10	8.05	24.6	145	0.2	10.91	21		
1306	0.87	5.22	0.29	40.10	8.06	24.6	147	0.2	10.70	21		
1309	0.87	6.09	0.29	40.12	8.06	24.5	149	0.2	10.94	21	None	

WELL CAPACITY (Gallons Per Foot): 0.75" = 0.02; 1" = 0.04; 1.25" = 0.06; 2" = 0.16; 3" = 0.37; 4" = 0.65; 5" = 1.02; 6" = 1.47; 12" = 5.88
TUBING INSIDE DIA. CAPACITY (Gal./Ft.): 1/8" = 0.0006; 3/16" = 0.0014; 1/4" = 0.0026; 5/16" = 0.004; 3/8" = 0.006; 1/2" = 0.010; 5/8" = 0.016

PURGING EQUIPMENT CODES: B = Bailer; BP = Bladder Pump; ESP = Electric Submersible Pump; PP = Peristaltic Pump; O = Other (Specify)

SAMPLING DATA

SAMPLED BY (PRINT) / AFFILIATION: DAN AGAMOWA / PRO-TECH	SAMPLER(S) SIGNATURE(S):	SAMPLING INITIATED AT: 1310	SAMPLING ENDED AT: NR
PUMP OR TUBING DEPTH IN WELL (feet): 72.05	TUBING MATERIAL CODE: T	FIELD-FILTERED: Y (N) µm Filtration Equipment Type:	FILTER SIZE:
FIELD DECONTAMINATION: PUMP Y (N)	TUBING Y (N) (replaced)	DUPLICATE: Y (N)	

SAMPLE CONTAINER SPECIFICATION				SAMPLE PRESERVATION			INTENDED ANALYSIS AND/OR METHOD	SAMPLE PUMP FLOW RATE (mL per minute)	SAMPLING EQUIPMENT CODE
SAMPLE ID CODE	# CONTAINERS	MATERIAL CODE	VOLUME	PRESERVATIVE USED	TOTAL VOL ADDED IN FIELD (mL)	FINAL pH			
	* SEE SAMPLE C-O-C AND BOTTLE ORDER WORK SHEET								

REMARKS:
SHEEN YES / (NO)

MATERIAL CODES: AG = Amber Glass; CG = Clear Glass; PE = Polyethylene; PP = Polypropylene; S = Silicone; T = Teflon; O = Other (Specify)

SAMPLING EQUIPMENT CODES: APP = After Peristaltic Pump; B = Bailer; BP = Bladder Pump; ESP = Electric Submersible Pump; RFPP = Reverse Flow Peristaltic Pump; SM = Straw Method (Tubing Gravity Drain); O – Other (Specify)

NOTES: 1. The above do not constitute all of the information required by Chapter 62-160, F.A.C.
2. STABILIZATION CRITERIA FOR RANGE OF VARIATION OF LAST THREE CONSECUTIVE READINGS (SEE FS 2212, SECTION 3)
pH: ± 0.2 units Temperature: ± 0.2 °C Specific Conductance: ± 5% Dissolved Oxygen: all readings ≤ 20% saturation (see Table FS 2200-2); optionally, ± 0.2 mg/L or ± 10% (whichever is greater) Turbidity: all readings ≤ 20 NTU; optionally ± 5 NTU or ± 10% (whichever is greater)

Revision Date: February 12, 2009

Form FD 9000-24

GROUNDWATER SAMPLING LOG

SITE NAME: VISTA		SITE LOCATION: APOPKA, FL	
WELL NO: MW-2AR	SAMPLE ID:		DATE: 12-22-11

PURGING DATA

WELL DIAMETER (inches): 2	TUBING DIAMETER (inches): 1/4	WELL SCREEN INTERVAL DEPTH 31.06 feet to 41.06 feet	STATIC DEPTH TO WATER (feet): 36.08	PURGE PUMP TYPE OR BAILER: BP

WELL ELEVATION TOC (ft NGVD): 87.22 GROUNDWATER ELEVATION (ft NGVD): 51.14

WELL VOLUME PURGE: 1 WELL VOLUME = (TOTAL WELL DEPTH – STATIC DEPTH TO WATER) X WELL CAPACITY
(only fill out if applicable)
= (feet – feet) X gallons/foot = gallons

EQUIPMENT VOLUME PURGE: 1 EQUIPMENT VOL. = PUMP VOLUME + (TUBING CAPACITY X TUBING LENGTH) + FLOW CELL VOLUME
(only fill out if applicable)
= 0.2 gallons + (0.0026 gallons/foot X 41.06 feet) + 0.05 gallons = 0.36 gallons

INITIAL PUMP OR TUBING DEPTH IN WELL (feet): 36.06	FINAL PUMP OR TUBING DEPTH IN WELL (feet): 36.06	PURGING INITIATED AT: 1202	PURGING ENDED AT: 1221	TOTAL VOLUME PURGED (gallons): 2.47

TIME	VOLUME PURGED (gallons)	CUMUL. VOLUME PURGED (gallons)	PURGE RATE (gpm)	DEPTH TO WATER (feet)	pH (standard units)	TEMP. (°C)	COND. (circle units) µmhos/cm or µS/cm	DISSOLVED OXYGEN (circle units) mg/L or % saturation	TURBIDITY (NTUs)	ORP (mV)	COLOR	ODOR
1211	1.17	1.17	0.13	NA	9.82	24.8	32	0.6	14.18	16.		
1214	0.39	1.56	0.13	NA	9.84	24.8	33	0.7	13.06	19		
1217	0.39	1.95	0.13	NA	9.84	24.8	34	0.7	13.16	20		
1220	0.39	2.34	0.13	NA	9.84	24.8	34	0.7	12.49	16	NONE TO VERY SLIGHT TAN	

WELL CAPACITY (Gallons Per Foot): 0.75" = 0.02; 1" = 0.04; 1.25" = 0.06; 2" = 0.16; 3" = 0.37; 4" = 0.65; 5" = 1.02; 6" = 1.47; 12" = 5.88
TUBING INSIDE DIA. CAPACITY (Gal./Ft.): 1/8" = 0.0006; 3/16" = 0.0014; 1/4" = 0.0026; 5/16" = 0.004; 3/8" = 0.006; 1/2" = 0.010; 5/8" = 0.016
PURGING EQUIPMENT CODES: B = Bailer; BP = Bladder Pump; ESP = Electric Submersible Pump; PP = Peristaltic Pump; O = Other (Specify)

SAMPLING DATA

SAMPLED BY (PRINT) / AFFILIATION: DAN ARMOUR / PRO-TECH	SAMPLER(S) SIGNATURE(S):	SAMPLING INITIATED AT: 1221	SAMPLING ENDED AT: NR
PUMP OR TUBING DEPTH IN WELL (feet): 36.06	TUBING MATERIAL CODE: T	FIELD-FILTERED: Y (N) µm Filtration Equipment Type:	FILTER SIZE:
FIELD DECONTAMINATION: PUMP Y (N)	TUBING Y (N) (replaced)	DUPLICATE: Y (N)	

SAMPLE CONTAINER SPECIFICATION				SAMPLE PRESERVATION			INTENDED ANALYSIS AND/OR METHOD	SAMPLE PUMP FLOW RATE (mL per minute)	SAMPLING EQUIPMENT CODE
SAMPLE ID CODE	# CONTAINERS	MATERIAL CODE	VOLUME	PRESERVATIVE USED	TOTAL VOL ADDED IN FIELD (mL)	FINAL pH			
	* SEE SAMPLE C-O-C AND BOTTLE ORDER WORK SHEET								

REMARKS:
SHEEN Yes / (NO) NA - WATER LEVEL IS BELOW THE TOP OF DEDICATED PUMP

MATERIAL CODES: AG = Amber Glass; CG = Clear Glass; PE = Polyethylene; PP = Polypropylene; S = Silicone; T = Teflon; O = Other (Specify)

SAMPLING EQUIPMENT CODES: APP = After Peristaltic Pump; B = Bailer; BP = Bladder Pump; ESP = Electric Submersible Pump; RFPP = Reverse Flow Peristaltic Pump; SM = Straw Method (Tubing Gravity Drain); O = Other (Specify)

NOTES: 1. The above do not constitute all of the information required by Chapter 62-160, F.A.C.
2. STABILIZATION CRITERIA FOR RANGE OF VARIATION OF LAST THREE CONSECUTIVE READINGS (SEE FS 2212, SECTION 3)
pH: ± 0.2 units. Temperature: ± 0.2 °C Specific Conductance: ± 5% Dissolved Oxygen: all readings ≤ 20% saturation (see Table FS 2200-2); optionally, ± 0.2 mg/L or ± 10% (whichever is greater) Turbidity: all readings ≤ 20 NTU; optionally ± 5 NTU or ± 10% (whichever is greater)

WATER BECAME CLOUDIER AS SAMPLING PROGRESSED AS THE WELL APPEAR TO BE DRAINING

Revision Date: February 12, 2009

TestAmerica Denver
4955 Yarrow Street
Arvada, CO 80002
Phone (303) 736-0100 Fax (303) 431-7171

Chain of Custody Record

3.6°

TestAmerica
THE LEADER IN ENVIRONMENTAL TESTING

Client Information	Sampler: DAN ARMOUR	Lab PM: Harrington, Danielle M	Carrier Tracking No(s):	COC No: 280-14068-3322.1
Client Contact: Mr. Paul Bermillo	Phone: 225, 907.4060	E-Mail: danielle.harrington@testamericainc.com		Page: Page 1 of 1
Company: Waste Management				Job #:
Address: Keene Road Landfill 242 West Keene Road	Due Date Requested:			
City: Apopka	TAT Requested (days):			
State, Zip: FL, 32703				
Phone:	PO #: Purchase Order not required			
Email: pbermil1@wm.com	WO #:			
Project Name: FL26|Vista	Project #: 28002729-Annual Leachate			
Site: Florida	SSOW#:			

Analysis Requested

Preservation Codes:

A - HCL, B - NaOH, C - Zn Acetate, D - Nitric Acid, E - NaHSO4, F - MeOH, G - Amchlor, H - Ascorbic Acid, I - Ice, J - DI Water, K - EDTA, L - EDA, M - Hexane, N - None, O - AsNaO2, P - Na2O4S, Q - Na2SO3, R - Na2S2SO3, S - H2SO4, T - TSP Dodecahydrate, U - Acetone, V - MCAA, W - ph 4-5, Z - other (specify)

Other:

Sample Identification	Sample Date	Sample Time	Sample Type (C=comp, G=grab)	Matrix (W=water, S=solid, O=waste/oil, BT=Tissue, A=Air)	Field Filtered Sample (Yes or No)	Perform MS/MSD (Yes or No)	TDS/Alk/Cl/NO3(IC)/BOD	Total Metals	Ammonia/COD	8260B	8081A/8082	8151A	8270C	Total Sulfide	Total Cyanide (9012A)	504.1				Total Number of containers	Special Instructions/Note:
			Preservation Code:				N	D	S	A	N	N	N	CB	B	R					
L-1	12-22	1330	G	W	N		2	1	2	3	2	2	2	1	1	3					Short Holds: NO3(IC), BOD
TRIP	12-22	—	G	W	N					✓											

Possible Hazard Identification
☐ *Non-Hazard* ☐ *Flammable* ☐ *Skin Irritant* ☐ *Poison B* ☐ *Unknown* ☐ *Radiological*

Sample Disposal (A fee may be assessed if samples are retained longer than 1 month)
☐ *Return To Client* ☐ *Disposal By Lab* ☐ *Archive For* _____ *Months*

Deliverable Requested: I, II, III, IV, Other (specify)

Special Instructions/QC Requirements:

Empty Kit Relinquished by:	Date:	Time:	Method of Shipment:		
Relinquished by:	Date/Time: 12-22-11 / 1800	Company: PRO-TECH	Received by:	Date/Time: 12/23/11 1030	Company: TA
Relinquished by:	Date/Time:	Company	Received by:	Date/Time:	Company
Relinquished by:	Date/Time:	Company	Received by:	Date/Time:	Company
Custody Seals Intact: Δ Yes Δ No	Custody Seal No.:		Cooler Temperature(s) °C and Other Remarks:		

Form FD 9000-24

GROUNDWATER SAMPLING LOG

SITE NAME: VISTA		SITE LOCATION: APOPKA, FL	
WELL NO: L-1	SAMPLE ID:		DATE: 12-22-11

PURGING DATA

WELL DIAMETER (inches): NA	TUBING DIAMETER (inches): NA	WELL SCREEN INTERVAL DEPTH: – feet to – feet	STATIC DEPTH TO WATER (feet): NA	PURGE PUMP TYPE OR BAILER: NA

WELL ELEVATION TOC (ft NGVD): NA | GROUNDWATER ELEVATION (ft NGVD): NA

WELL VOLUME PURGE: 1 WELL VOLUME = (TOTAL WELL DEPTH – STATIC DEPTH TO WATER) X WELL CAPACITY
(only fill out if applicable)
= (feet – feet) X gallons/foot = gallons

EQUIPMENT VOLUME PURGE: 1 EQUIPMENT VOL. = PUMP VOLUME + (TUBING CAPACITY X TUBING LENGTH) + FLOW CELL VOLUME
(only fill out if applicable)
= gallons + (gallons/foot X feet) + gallons = gallons

INITIAL PUMP OR TUBING DEPTH IN WELL (feet): NA	FINAL PUMP OR TUBING DEPTH IN WELL (feet): NA	PURGING INITIATED AT: NA	PURGING ENDED AT: NA	TOTAL VOLUME PURGED (gallons): NA

TIME	VOLUME PURGED (gallons)	CUMUL. VOLUME PURGED (gallons)	PURGE RATE (gpm)	DEPTH TO WATER (feet)	pH (standard units)	TEMP. (°C)	COND. (circle units) µmhos/cm or µS/cm	DISSOLVED OXYGEN (circle units) mg/L or % saturation	TURBIDITY (NTUs)	ORP (mV)	COLOR	ODOR
1330	NA	NA	NA	NA	6.89	30.2	2639	0.2	33.36	-126	YELLOW TINT	

WELL CAPACITY (Gallons Per Foot): 0.75" = 0.02; 1" = 0.04; 1.25" = 0.06; 2" = 0.16; 3" = 0.37; 4" = 0.65; 5" = 1.02; 6" = 1.47; 12" = 5.88
TUBING INSIDE DIA. CAPACITY (Gal./Ft.): 1/8" = 0.0006; 3/16" = 0.0014; 1/4" = 0.0026; 5/16" = 0.004; 3/8" = 0.006; 1/2" = 0.010; 5/8" = 0.016

PURGING EQUIPMENT CODES: B = Bailer; BP = Bladder Pump; ESP = Electric Submersible Pump; PP = Peristaltic Pump; O = Other (Specify)

SAMPLING DATA

SAMPLED BY (PRINT) / AFFILIATION: DAN ARMOUR / PRO-TECH	SAMPLER(S) SIGNATURE(S):	SAMPLING INITIATED AT: 1330	SAMPLING ENDED AT: NR
PUMP OR TUBING DEPTH IN WELL (feet): NA	TUBING MATERIAL CODE: NA	FIELD-FILTERED: Y (N) µm Filtration Equipment Type:	FILTER SIZE:
FIELD DECONTAMINATION: PUMP Y N NA TUBING Y N (replaced)		DUPLICATE: Y (N)	

SAMPLE CONTAINER SPECIFICATION				SAMPLE PRESERVATION			INTENDED ANALYSIS AND/OR METHOD	SAMPLE PUMP FLOW RATE (mL per minute)	SAMPLING EQUIPMENT CODE
SAMPLE ID CODE	# CONTAINERS	MATERIAL CODE	VOLUME	PRESERVATIVE USED	TOTAL VOL ADDED IN FIELD (mL)	FINAL pH			
	* SEE	SAMPLE	C-O-C	AND	BOTTLE	ORDER	WORKSHEET		

REMARKS:
SHEEN YES (NO) L1 = LEACHATE SAMPLE COLLECTED FROM PORT ON LEACHATE SYSTEM

MATERIAL CODES: AG = Amber Glass; CG = Clear Glass; PE = Polyethylene; PP = Polypropylene; S = Silicone; T = Teflon; O = Other (Specify)

SAMPLING EQUIPMENT CODES: APP = After Peristaltic Pump; B = Bailer; BP = Bladder Pump; ESP = Electric Submersible Pump; RFPP = Reverse Flow Peristaltic Pump; SM = Straw Method (Tubing Gravity Drain); O = Other (Specify)

NOTES: 1. The above do not constitute all of the information required by Chapter 62-160, F.A.C.
2. STABILIZATION CRITERIA FOR RANGE OF VARIATION OF LAST THREE CONSECUTIVE READINGS (SEE FS 2212, SECTION 3)
pH: ± 0.2 units Temperature: ± 0.2 °C Specific Conductance: ± 5% Dissolved Oxygen: all readings ≤ 20% saturation (see Table FS 2200-2); optionally, ± 0.2 mg/L or ± 10% (whichever is greater) Turbidity: all readings ≤ 20 NTU; optionally ± 5 NTU or ± 10% (whichever is greater)

Revision Date: February 12, 2009

TestAmerica Denver
4955 Yarrow Street
Arvada, CO 80002
Phone (303) 736-0100 Fax (303) 431-7171

Chain of Custody Record

TestAmerica
THE LEADER IN ENVIRONMENTAL TESTING

Client Information	Sampler: DAN ARMOUR	Lab PM: Harrington, Danielle M	Carrier Tracking No(s):	COC No: 280-14072-6649.1
Client Contact: Mr. Paul Bermillo	Phone: 225.927.4060	E-Mail: danielle.harrington@testamericainc.com		Page: Page 1 of 1
Company: Waste Management				Job #:
Address: Keene Road Landfill 242 West Keene Road	Due Date Requested:			
City: Apopka	TAT Requested (days):			
State, Zip: FL, 32703				
Phone:	PO #: Purchase Order not required			
Email: pbermil1@wm.com	WO #:			
Project Name: FL26|Vista	Project #: 28002729-Annual GW Dec			
Site: Florida	SSOW#:			

Analysis Requested

Preservation Codes:

A - HCL	M - Hexane
B - NaOH	N - None
C - Zn Acetate	O - AsNaO2
D - Nitric Acid	P - Na2O4S
E - NaHSO4	Q - Na2SO3
F - MeOH	R - Na2S2SO3
G - Amchlor	S - H2SO4
H - Ascorbic Acid	T - TSP Dodecahydrate
I - Ice	U - Acetone
J - DI Water	V - MCAA
K - EDTA	W - ph 4-5
L - EDA	Z - other (specify)

Other:

Sample Identification	Sample Date	Sample Time	Sample Type (C=comp, G=grab)	Matrix (W=water, S=solid, O=waste/oil, BT=Tissue, A=Air)	Field Filtered Sample (Yes or No)	Perform MS/MSD (Yes or No)	8260B	TDS/Alk/Cl/NO3(IC)/Color	Total Metals	Ammonia	504.1	Gross Alpha (TA St. Louis)	Total Number of containers	Special Instructions/Note:
			Preservation Code:				A	N	D	S	R	D		
MW-4A	12-21	1545	G	W	N		3	1	1	1	3	1		Short Holds: NO3(IC), Color
MW-4B	12-21	1513	G	W	N		3	1	1	1	3	1		
MW-FL1	12-21	1521	G	W	N		3	1	1	1	3	1		
MW-03B	12-21	1449	G	W	N		3	1	1	1	3	1		
MW-03A	12-21	1410	G	W	N		3	1	1	1	3	1		
TRIP	12-21	—	G	W	N		1							

Possible Hazard Identification
☐ *Non-Hazard* ☐ *Flammable* ☐ *Skin Irritant* ☐ *Poison B* ☐ *Unknown* ☐ *Radiological*

Sample Disposal (A fee may be assessed if samples are retained longer than 1 month)
☐ *Return To Client* ☐ *Disposal By Lab* ☐ *Archive For* _____ *Months*

Deliverable Requested: I, II, III, IV, Other (specify)

Special Instructions/QC Requirements:

Empty Kit Relinquished by:	Date:	Time:	Method of Shipment:

Relinquished by:	Date/Time:	Company	Received by:	Date/Time:	Company
[signature]	12-21-11 / 1800	PRO-TECH	[signature]	12/22/11 1100	TAD
Relinquished by:	Date/Time:	Company	Received by:	Date/Time:	Company
Relinquished by:	Date/Time:	Company	Received by:	Date/Time:	Company

Custody Seals Intact: Δ Yes Δ No	Custody Seal No.:	Cooler Temperature(s) °C and Other Remarks: -3.2, 2.2 FP 12/22

Form FD 9000-24

GROUNDWATER SAMPLING LOG

SITE NAME: VISTA		SITE LOCATION: APOPKA, FL	
WELL NO: MW-4A	SAMPLE ID:		DATE: 12-21-11

PURGING DATA

WELL DIAMETER (inches): 2	TUBING DIAMETER (inches): 1/4	WELL SCREEN INTERVAL DEPTH 26.65 feet to 46.65 feet	STATIC DEPTH TO WATER (feet): 31.99	PURGE PUMP TYPE OR BAILER: BP
WELL ELEVATION TOC (ft NGVD): 82.04		GROUNDWATER ELEVATION (ft NGVD): 50.05		

WELL VOLUME PURGE: 1 WELL VOLUME = (TOTAL WELL DEPTH – STATIC DEPTH TO WATER) X WELL CAPACITY
(only fill out if applicable)
= (feet – feet) X gallons/foot = gallons

EQUIPMENT VOLUME PURGE: 1 EQUIPMENT VOL. = PUMP VOLUME + (TUBING CAPACITY X TUBING LENGTH) + FLOW CELL VOLUME
(only fill out if applicable)
= 0.2 gallons + (0.0026 gallons/foot X 46.65 feet) + 0.05 gallons = 0.37 gallons

INITIAL PUMP OR TUBING DEPTH IN WELL (feet): 41.65	FINAL PUMP OR TUBING DEPTH IN WELL (feet): 41.65	PURGING INITIATED AT: 1525	PURGING ENDED AT: 1545	TOTAL VOLUME PURGED (gallons): 3.00

TIME	VOLUME PURGED (gallons)	CUMUL. VOLUME PURGED (gallons)	PURGE RATE (gpm)	DEPTH TO WATER (feet)	pH (standard units)	TEMP. (°C)	COND. (circle units) µmhos/cm or µS/cm	DISSOLVED OXYGEN (circle units) mg/L or % saturation	TURBIDITY (NTUs)	ORP (mV)	COLOR	ODOR
1535	1.50	1.50	0.15	33.11	4.97	25.3	59	0.8	4.92	238		
1538	0.45	1.95	0.15	33.14	4.98	25.3	59	0.8	2.28	235		
1541	0.45	2.40	0.15	33.11	4.98	25.3	59	0.8	1.96	236		
1544	0.45	2.85	0.15	33.13	4.99	25.3	59	0.8	1.42	238	NONE	

WELL CAPACITY (Gallons Per Foot): 0.75" = 0.02; 1" = 0.04; 1.25" = 0.06; 2" = 0.16; 3" = 0.37; 4" = 0.65; 5" = 1.02; 6" = 1.47; 12" = 5.88
TUBING INSIDE DIA. CAPACITY (Gal./Ft.): 1/8" = 0.0006; 3/16" = 0.0014; 1/4" = 0.0026; 5/16" = 0.004; 3/8" = 0.006; 1/2" = 0.010; 5/8" = 0.016

PURGING EQUIPMENT CODES: B = Bailer; BP = Bladder Pump; ESP = Electric Submersible Pump; PP = Peristaltic Pump; O = Other (Specify)

SAMPLING DATA

SAMPLED BY (PRINT) / AFFILIATION: DAN ARMOR / PRO-TECH	SAMPLER(S) SIGNATURE(S):	SAMPLING INITIATED AT: 1545	SAMPLING ENDED AT: NR
PUMP OR TUBING DEPTH IN WELL (feet): 41.65	TUBING MATERIAL CODE: T	FIELD-FILTERED: Y (N) µm Filtration Equipment Type:	FILTER SIZE:
FIELD DECONTAMINATION: PUMP Y (N)	TUBING Y (N) (replaced)	DUPLICATE: Y. (N)	

SAMPLE CONTAINER SPECIFICATION				SAMPLE PRESERVATION			INTENDED ANALYSIS AND/OR METHOD	SAMPLE PUMP FLOW RATE (mL per minute)	SAMPLING EQUIPMENT CODE
SAMPLE ID CODE	# CONTAINERS	MATERIAL CODE	VOLUME	PRESERVATIVE USED	TOTAL VOL ADDED IN FIELD (mL)	FINAL pH			
	* SEE SAMPLE C-O-C AND BOTTLE ORDER WORK SHEET								

REMARKS:
SAE: Yes / (No)

MATERIAL CODES: AG = Amber Glass; CG = Clear Glass; PE = Polyethylene; PP = Polypropylene; S = Silicone; T = Teflon; O = Other (Specify)

SAMPLING EQUIPMENT CODES: APP = After Peristaltic Pump; B = Bailer; BP = Bladder Pump; ESP = Electric Submersible Pump; RFPP = Reverse Flow Peristaltic Pump; SM = Straw Method (Tubing Gravity Drain); O = Other (Specify)

NOTES: 1. The above do not constitute all of the information required by Chapter 62-160, F.A.C.
2. STABILIZATION CRITERIA FOR RANGE OF VARIATION OF LAST THREE CONSECUTIVE READINGS (SEE FS 2212, SECTION 3)
pH: ± 0.2 units Temperature: ± 0.2 °C Specific Conductance: ± 5% Dissolved Oxygen: all readings ≤ 20% saturation (see Table FS 2200-2); optionally, ± 0.2 mg/L or ± 10% (whichever is greater) Turbidity: all readings ≤ 20 NTU; optionally ± 5 NTU or ± 10% (whichever is greater)

Revision Date: February 12, 2009

Form FD 9000-24

GROUNDWATER SAMPLING LOG

SITE NAME: VISTA		SITE LOCATION: APOPKA, FL	
WELL NO: MW-4B	SAMPLE ID:		DATE: 12-21-11

PURGING DATA

WELL DIAMETER (inches): 2	TUBING DIAMETER (inches): 3/8	WELL SCREEN INTERVAL DEPTH 63.00 feet to 73.00 feet	STATIC DEPTH TO WATER (feet): 32.13	PURGE PUMP TYPE OR BAILER: BP

WELL ELEVATION TOC (ft NGVD): 83.18 | GROUNDWATER ELEVATION (ft NGVD): 51.05

WELL VOLUME PURGE: 1 WELL VOLUME = (TOTAL WELL DEPTH – STATIC DEPTH TO WATER) X WELL CAPACITY
(only fill out if applicable)
= (feet – feet) X gallons/foot = gallons

EQUIPMENT VOLUME PURGE: 1 EQUIPMENT VOL. = PUMP VOLUME + (TUBING CAPACITY X TUBING LENGTH) + FLOW CELL VOLUME
(only fill out if applicable)
= 0.3 gallons + (0.006 gallons/foot X 73.00 feet) + 0.05 gallons = 0.79 gallons

INITIAL PUMP OR TUBING DEPTH IN WELL (feet): 68.00	FINAL PUMP OR TUBING DEPTH IN WELL (feet): 68.00	PURGING INITIATED AT: 1451	PURGING ENDED AT: 1513	TOTAL VOLUME PURGED (gallons): 6.38

TIME	VOLUME PURGED (gallons)	CUMUL. VOLUME PURGED (gallons)	PURGE RATE (gpm)	DEPTH TO WATER (feet)	pH (standard units)	TEMP. (°C)	COND. (circle units) µmhos/cm or µS/cm	DISSOLVED OXYGEN (circle units) mg/L or % saturation	TURBIDITY (NTUs)	ORP (mV)	COLOR	ODOR
1503	3.48	3.48	0.29	34.15	5.32	24.9	42	0.5	0.84	221		
1506	0.87	4.35	0.29	34.15	5.34	24.9	42	0.6	0.97	223		
1509	0.87	5.22	0.29	34.18	5.32	24.9	41	0.5	1.35	222		
1512	0.87	6.09	0.29	34.18	5.34	24.9	41	0.5	1.26	222	NONE	

WELL CAPACITY (Gallons Per Foot): 0.75" = 0.02; 1" = 0.04; 1.25" = 0.06; 2" = 0.16; 3" = 0.37; 4" = 0.65; 5" = 1.02; 6" = 1.47; 12" = 5.88
TUBING INSIDE DIA. CAPACITY (Gal./Ft.): 1/8" = 0.0006; 3/16" = 0.0014; 1/4" = 0.0026; 5/16" = 0.004; 3/8" = 0.006; 1/2" = 0.010; 5/8" = 0.016

PURGING EQUIPMENT CODES: B = Bailer; BP = Bladder Pump; ESP = Electric Submersible Pump; PP = Peristaltic Pump; O = Other (Specify)

SAMPLING DATA

SAMPLED BY (PRINT) / AFFILIATION: DAN ARMOUR/PRO-TECH	SAMPLER(S) SIGNATURE(S):	SAMPLING INITIATED AT: 1513	SAMPLING ENDED AT: NR
PUMP OR TUBING DEPTH IN WELL (feet): 68.00	TUBING MATERIAL CODE: T	FIELD-FILTERED: Y (N) µm Filtration Equipment Type:	FILTER SIZE:

FIELD DECONTAMINATION: PUMP Y (N) TUBING Y (N) (replaced) | DUPLICATE: Y (N)

SAMPLE CONTAINER SPECIFICATION				SAMPLE PRESERVATION			INTENDED ANALYSIS AND/OR METHOD	SAMPLE PUMP FLOW RATE (mL per minute)	SAMPLING EQUIPMENT CODE
SAMPLE ID CODE	# CONTAINERS	MATERIAL CODE	VOLUME	PRESERVATIVE USED	TOTAL VOL ADDED IN FIELD (mL)	FINAL pH			
* SEE SAMPLE C-O-C AND BOTTLE ORDER WORK SHEET									

REMARKS: SHEEN YES | (NO)

MATERIAL CODES: AG = Amber Glass; CG = Clear Glass; PE = Polyethylene; PP = Polypropylene; S = Silicone; T = Teflon; O = Other (Specify)

SAMPLING EQUIPMENT CODES: APP = After Peristaltic Pump; B = Bailer; BP = Bladder Pump; ESP = Electric Submersible Pump; RFPP = Reverse Flow Peristaltic Pump; SM = Straw Method (Tubing Gravity Drain); O = Other (Specify)

NOTES: 1. The above do not constitute all of the information required by Chapter 62-160, F.A.C.
2. STABILIZATION CRITERIA FOR RANGE OF VARIATION OF LAST THREE CONSECUTIVE READINGS (SEE FS 2212, SECTION 3)
pH: ± 0.2 units Temperature: ± 0.2 °C Specific Conductance: ±5% Dissolved Oxygen: all readings ≤ 20% saturation (see Table FS 2200-2); optionally, ± 0.2 mg/L or ± 10% (whichever is greater) Turbidity: all readings ≤ 20 NTU; optionally ± 5 NTU or ± 10% (whichever is greater)

Revision Date: February 12, 2009

Form FD 9000-24

GROUNDWATER SAMPLING LOG

SITE NAME: VISTA		SITE LOCATION: APOPKA, FL	
WELL NO: MW-FL1	SAMPLE ID:		DATE: 12/21/2011

PURGING DATA

WELL DIAMETER (inches): 2	TUBING DIAMETER (inches): 3/8	WELL SCREEN INTERVAL DEPTH: 118.88 feet to 128.88 feet	STATIC DEPTH TO WATER (feet): 42.92	PURGE PUMP TYPE OR BAILER: BP
WELL ELEVATION TOC (ft NGVD): 93.16			GROUNDWATER ELEVATION (ft NGVD): 50.24	

WELL VOLUME PURGE: 1 WELL VOLUME = (TOTAL WELL DEPTH – STATIC DEPTH TO WATER) X WELL CAPACITY
(only fill out if applicable)
= (feet – feet) X gallons/foot = gallons

EQUIPMENT VOLUME PURGE: 1 EQUIPMENT VOL. = PUMP VOLUME + (TUBING CAPACITY X TUBING LENGTH) + FLOW CELL VOLUME
(only fill out if applicable)
= 0.3 gallons + (0.006 gallons/foot X 128.88 feet) + 0.05 gallons = 1.12 gallons

INITIAL PUMP OR TUBING DEPTH IN WELL (feet): 123.88	FINAL PUMP OR TUBING DEPTH IN WELL (feet): 123.88	PURGING INITIATED AT: 1455	PURGING ENDED AT: 1520	TOTAL VOLUME PURGED (gallons): 6.00

TIME	VOLUME PURGED (gallons)	CUMUL. VOLUME PURGED (gallons)	PURGE RATE (gpm)	DEPTH TO WATER (feet)	pH (standard units)	TEMP. (°C)	COND. (circle units) ~~mmhos/cm~~ or µS/cm	DISSOLVED OXYGEN (circle units) ~~mg/L or~~ % saturation	TURBIDITY (NTUs)	ORP (mV)	COLOR	ODOR
1505	2.40	2.40	0.24	42.96	6.42	24.4	239	1.7	18.3	30.2		
1510	1.20	3.60	0.24	42.96	6.52	24.4	235	1.5	18.5	26.6		
1515	1.20	4.80	0.24	42.96	6.50	24.3	243	1.4	18.1	23.6		
1520	1.20	6.00	0.24	42.96	6.54	24.2	245	1.4	18.6	20.5	NONE	

WELL CAPACITY (Gallons Per Foot): 0.75" = 0.02; 1" = 0.04; 1.25" = 0.06; 2" = 0.16; 3" = 0.37; 4" = 0.65; 5" = 1.02; 6" = 1.47; 12" = 5.86
TUBING INSIDE DIA. CAPACITY (Gal./Ft.): 1/8" = 0.0006; 3/16" = 0.0014; 1/4" = 0.0026; 5/16" = 0.004; 3/8" = 0.006; 1/2" = 0.010; 5/8" = 0.016

PURGING EQUIPMENT CODES: B = Bailer; BP = Bladder Pump; ESP = Electric Submersible Pump; PP = Peristaltic Pump; O = Other (Specify)

SAMPLING DATA

SAMPLED BY (PRINT) / AFFILIATION: Ben Rampersaud / PRO-TECH	SAMPLER(S) SIGNATURE(S): Ben Rampersaud	SAMPLING INITIATED AT: 1521	SAMPLING ENDED AT: NR
PUMP OR TUBING DEPTH IN WELL (feet): 123.88	TUBING MATERIAL CODE: T	FIELD-FILTERED: Y (N) µm Filtration Equipment Type:	FILTER SIZE:
FIELD DECONTAMINATION: PUMP Y (N)	TUBING Y (N) (replaced)	DUPLICATE: Y (N)	

SAMPLE CONTAINER SPECIFICATION				SAMPLE PRESERVATION			INTENDED ANALYSIS AND/OR METHOD	SAMPLE PUMP FLOW RATE (mL per minute)	SAMPLING EQUIPMENT CODE
SAMPLE ID CODE	# CONTAINERS	MATERIAL CODE	VOLUME	PRESERVATIVE USED	TOTAL VOL ADDED IN FIELD (mL)	FINAL pH			
* SEE SAMPLE C-O-C AND BOTTLE ORDER WORK SHEET									

REMARKS:
SHEEN: YES (NO)

MATERIAL CODES: AG = Amber Glass; CG = Clear Glass; PE = Polyethylene; PP = Polypropylene; S = Silicone; T = Teflon; O = Other (Specify)

SAMPLING EQUIPMENT CODES: APP = After Peristaltic Pump; B = Bailer; BP = Bladder Pump; ESP = Electric Submersible Pump; RFPP = Reverse Flow Peristaltic Pump; SM = Straw Method (Tubing Gravity Drain); O = Other (Specify)

NOTES: 1. The above do not constitute all of the information required by Chapter 62-160, F.A.C.
2. STABILIZATION CRITERIA FOR RANGE OF VARIATION OF LAST THREE CONSECUTIVE READINGS (SEE FS 2212, SECTION 3)
pH: ± 0.2 units Temperature: ± 0.2 °C Specific Conductance: ± 5% Dissolved Oxygen: all readings ≤ 20% saturation (see Table FS 2200-2); optionally, ± 0.2 mg/L or ± 10% (whichever is greater) Turbidity: all readings ≤ 20 NTU; optionally ± 5 NTU or ± 10% (whichever is greater)

Revision Date: February 12, 2009

Form FD 9000-24

GROUNDWATER SAMPLING LOG

SITE NAME: VISTA		SITE LOCATION: APOPKA, FL	
WELL NO: MW-03B	SAMPLE ID:		DATE: 12/21/2011

PURGING DATA

WELL DIAMETER (inches): 2	TUBING DIAMETER (inches): 3/8	WELL SCREEN INTERVAL DEPTH: 80.30 feet to 85.30 feet	STATIC DEPTH TO WATER (feet): 42.85	PURGE PUMP TYPE OR BAILER: BP

WELL ELEVATION TOC (ft NGVD): 93.06 | GROUNDWATER ELEVATION (ft NGVD): 50.21

WELL VOLUME PURGE: 1 WELL VOLUME = (TOTAL WELL DEPTH – STATIC DEPTH TO WATER) X WELL CAPACITY
(only fill out if applicable)
= (feet – feet) X gallons/foot = gallons

EQUIPMENT VOLUME PURGE: 1 EQUIPMENT VOL. = PUMP VOLUME + (TUBING CAPACITY X TUBING LENGTH) + FLOW CELL VOLUME
(only fill out if applicable)
= 0.3 gallons + (0.006 gallons/foot X 85.30 feet) + 0.05 gallons = 0.86 gallons

INITIAL PUMP OR TUBING DEPTH IN WELL (feet): 82.80	FINAL PUMP OR TUBING DEPTH IN WELL (feet): 82.80	PURGING INITIATED AT: 1425	PURGING ENDED AT: 1448	TOTAL VOLUME PURGED (gallons): 5.29

TIME	VOLUME PURGED (gallons)	CUMUL. VOLUME PURGED (gallons)	PURGE RATE (gpm)	DEPTH TO WATER (feet)	pH (standard units)	TEMP. (°C)	COND. (circle units) ~~mmhos/cm~~ or µS/cm	DISSOLVED OXYGEN (circle units) ~~mg/L~~ or % saturation	TURBIDITY (NTUs)	ORP (mV)	COLOR	ODOR
1436	2.53	2.53	0.23	43.95	5.40	25.1	109	5.5	11.3	55.1		
1440	0.92	3.45	0.23	43.96	5.53	24.8	117	5.5	10.7	53.6		
1444	0.92	4.37	0.23	43.98	5.55	24.5	119	5.5	9.18	54.2		
1448	0.92	5.29	0.23	44.01	5.57	24.6	121	5.5	8.04	52.8	NONE	

WELL CAPACITY (Gallons Per Foot): 0.75" = 0.02; 1" = 0.04; 1.25" = 0.06; 2" = 0.16; 3" = 0.37; 4" = 0.65; 5" = 1.02; 6" = 1.47; 12" = 5.88
TUBING INSIDE DIA. CAPACITY (Gal./Ft.): 1/8" = 0.0006; 3/16" = 0.0014; 1/4" = 0.0026; 5/16" = 0.004; 3/8" = 0.006; 1/2" = 0.010; 5/8" = 0.016

PURGING EQUIPMENT CODES: B = Bailer; BP = Bladder Pump; ESP = Electric Submersible Pump; PP = Peristaltic Pump; O = Other (Specify)

SAMPLING DATA

SAMPLED BY (PRINT) / AFFILIATION: BEN RAMSEUR / PRO-TECH	SAMPLER(S) SIGNATURE(S): Ben Ramseur	SAMPLING INITIATED AT: 1449	SAMPLING ENDED AT: NR
PUMP OR TUBING DEPTH IN WELL (feet): 82.80	TUBING MATERIAL CODE: T	FIELD-FILTERED: Y (N) µm Filtration Equipment Type:	FILTER SIZE:

FIELD DECONTAMINATION: PUMP Y (N) TUBING Y (N) (replaced) | DUPLICATE: Y (N)

SAMPLE CONTAINER SPECIFICATION				SAMPLE PRESERVATION			INTENDED ANALYSIS AND/OR METHOD	SAMPLE PUMP FLOW RATE (mL per minute)	SAMPLING EQUIPMENT CODE
SAMPLE ID CODE	# CONTAINERS	MATERIAL CODE	VOLUME	PRESERVATIVE USED	TOTAL VOL ADDED IN FIELD (mL)	FINAL pH			
* SEE SAMPLE C-O-C AND BOTTLE ORDER WORK SHEET									

REMARKS:
SHEEN: YES (NO)

MATERIAL CODES: AG = Amber Glass; CG = Clear Glass; PE = Polyethylene; PP = Polypropylene; S = Silicone; T = Teflon; O = Other (Specify)

SAMPLING EQUIPMENT CODES: APP = After Peristaltic Pump; B = Bailer; BP = Bladder Pump; ESP = Electric Submersible Pump; RFPP = Reverse Flow Peristaltic Pump; SM = Straw Method (Tubing Gravity Drain); O = Other (Specify)

NOTES: 1. The above do not constitute all of the information required by Chapter 62-160, F.A.C.
2. STABILIZATION CRITERIA FOR RANGE OF VARIATION OF LAST THREE CONSECUTIVE READINGS (SEE FS 2212, SECTION 3)
pH: ± 0.2 units Temperature: ± 0.2 °C Specific Conductance: ± 5% Dissolved Oxygen: all readings ≤ 20% saturation (see Table FS 2200-2); optionally, ± 0.2 mg/L or ± 10% (whichever is greater) Turbidity: all readings ≤ 20 NTU; optionally ± 5 NTU or ± 10% (whichever is greater)

Revision Date: February 12, 2009

Form FD 9000-24

GROUNDWATER SAMPLING LOG

SITE NAME: VISTA		SITE LOCATION: APOPKA, FL	
WELL NO: MW-03A	SAMPLE ID:		DATE: 12/21/2011

PURGING DATA

WELL DIAMETER (inches): 2	TUBING DIAMETER (inches): 1/4	WELL SCREEN INTERVAL DEPTH: 50.2 feet to 60.2 feet	STATIC DEPTH TO WATER (feet): 42.68	PURGE PUMP TYPE OR BAILER: BP

WELL ELEVATION TOC (ft NGVD): 92.87 | GROUNDWATER ELEVATION (ft NGVD): 50.19

WELL VOLUME PURGE: 1 WELL VOLUME = (TOTAL WELL DEPTH – STATIC DEPTH TO WATER) X WELL CAPACITY
(only fill out if applicable)
= (feet – feet) X gallons/foot = gallons

EQUIPMENT VOLUME PURGE: 1 EQUIPMENT VOL. = PUMP VOLUME + (TUBING CAPACITY X TUBING LENGTH) + FLOW CELL VOLUME
(only fill out if applicable)
= 0.2 gallons + (0.0026 gallons/foot X 60.20 feet) + 0.05 gallons = 0.41 gallons

INITIAL PUMP OR TUBING DEPTH IN WELL (feet): 55.20	FINAL PUMP OR TUBING DEPTH IN WELL (feet): 55.20	PURGING INITIATED AT: 1350	PURGING ENDED AT: 1409	TOTAL VOLUME PURGED (gallons): 3.23

TIME	VOLUME PURGED (gallons)	CUMUL. VOLUME PURGED (gallons)	PURGE RATE (gpm)	DEPTH TO WATER (feet)	pH (standard units)	TEMP. (°C)	COND. (circle units) ~~mmhos/cm~~ or µS/cm	DISSOLVED OXYGEN (circle units) ~~mg/L or~~ % saturation	TURBIDITY (NTUs)	ORP (mV)	COLOR	ODOR
1400	1.70	1.70	0.17	42.95	5.23	24.9	80	6.0	3.23	67.2		
1403	0.51	2.21	0.17	42.95	5.24	25.0	81	6.0	3.01	68.1		
1406	0.51	2.72	0.17	42.95	5.24	25.0	82	6.0	2.33	69.2		
1409	0.51	3.23	0.17	42.95	5.24	25.0	82	6.0	1.65	70.1	NONE	

WELL CAPACITY (Gallons Per Foot): 0.75" = 0.02; 1" = 0.04; 1.25" = 0.06; 2" = 0.16; 3" = 0.37; 4" = 0.65; 5" = 1.02; 6" = 1.47; 12" = 5.88
TUBING INSIDE DIA. CAPACITY (Gal./Ft.): 1/8" = 0.0006; 3/16" = 0.0014; 1/4" = 0.0026; 5/16" = 0.004; 3/8" = 0.006; 1/2" = 0.010; 5/8" = 0.016
PURGING EQUIPMENT CODES: B = Bailer; BP = Bladder Pump; ESP = Electric Submersible Pump; PP = Peristaltic Pump; O = Other (Specify)

SAMPLING DATA

SAMPLED BY (PRINT) / AFFILIATION: Ben Rangeau / PRO-TECH	SAMPLER(S) SIGNATURE(S): Ben Rangeau	SAMPLING INITIATED AT: 1410	SAMPLING ENDED AT: NR
PUMP OR TUBING DEPTH IN WELL (feet): 55.20	TUBING MATERIAL CODE: T	FIELD-FILTERED: Y (N) µm Filtration Equipment Type:	FILTER SIZE:
FIELD DECONTAMINATION: PUMP Y (N)	TUBING Y (N) (replaced)	DUPLICATE: Y (N)	

SAMPLE CONTAINER SPECIFICATION				SAMPLE PRESERVATION			INTENDED ANALYSIS AND/OR METHOD	SAMPLE PUMP FLOW RATE (mL per minute)	SAMPLING EQUIPMENT CODE
SAMPLE ID CODE	# CONTAINERS	MATERIAL CODE	VOLUME	PRESERVATIVE USED	TOTAL VOL ADDED IN FIELD (mL)	FINAL pH			
* SEE SAMPLE C-O-C AND BOTTLE ORDER WORK SHEET									

REMARKS:
SHEEN: YES (NO)

MATERIAL CODES: AG = Amber Glass; CG = Clear Glass; PE = Polyethylene; PP = Polypropylene; S = Silicone; T = Teflon; O = Other (Specify)

SAMPLING EQUIPMENT CODES: APP = After Peristaltic Pump; B = Bailer; BP = Bladder Pump; ESP = Electric Submersible Pump; RFPP = Reverse Flow Peristaltic Pump; SM = Straw Method (Tubing Gravity Drain); O = Other (Specify)

NOTES: 1. The above do not constitute all of the information required by Chapter 62-160, F.A.C.
2. STABILIZATION CRITERIA FOR RANGE OF VARIATION OF LAST THREE CONSECUTIVE READINGS (SEE FS 2212, SECTION 3)
pH: ± 0.2 units Temperature: ± 0.2 °C Specific Conductance: ± 5% Dissolved Oxygen: all readings ≤ 20% saturation (see Table FS 2200-2); optionally, ± 0.2 mg/L or ± 10% (whichever is greater) Turbidity: all readings ≤ 20 NTU; optionally ± 5 NTU or ± 10% (whichever is greater)

Revision Date: February 12, 2009

PART III ANALYTICAL RESULTS

Facility GMS#:

Test Site ID #: 19341

Sample Date/Time: 12/21/2011 03:45PM

Report Period: 2011 / 4
Year / Qtr

Well Name: MW-4A

Classification of Groundwater: G-II

Groundwater Elevation (NGVD):

or (MSL): 50.05

Well Purged (Y/N): Y

Well Type:
( ) Background
( ) Detection
(X) Compliance
( ) Other

Storet Code	Parameter Monitored	Sampling Method	Field Filtered (Y/N)	Analysis Method	Analysis Date/Time	* Analysis Result/Units	Detection Limit/Units
00620	Nitrate as N	BP	N	300.0	12/22/2011 13:24	2.5 mg/L	0.50 mg/L
00940	Chloride	BP	N	300.0	12/22/2011 13:24	1.8 I mg/L	3.0 mg/L
000610	Ammonia as N	BP	N	350.1	12/28/2011 13:08	<0.10 U mg/L	0.10 mg/L
77651	1,2-Dibromoethane	BP	N	504.1	12/23/2011 21:50	<0.020 U ug/L	0.020 ug/L
38437	1,2-Dibromo-3-Chloropropane	BP	N	504.1	12/23/2011 21:50	<0.020 U ug/L	0.020 ug/L
001045	Iron	BP	N	6010B	12/27/2011 22:10	83 I ug/L	100 ug/L
001007	Barium	BP	N	6010B	12/27/2011 22:10	20 ug/L	10 ug/L
001027	Cadmium	BP	N	6010B	12/27/2011 22:10	<5.0 U ug/L	5.0 ug/L
001034	Chromium	BP	N	6010B	12/27/2011 22:10	<10 U ug/L	10 ug/L
001042	Copper	BP	N	6010B	12/27/2011 22:10	5.9 I V ug/L	15 ug/L
001051	Lead	BP	N	6010B	12/27/2011 22:10	<9.0 U ug/L	9.0 ug/L
001055	Manganese	BP	N	6010B	12/27/2011 22:10	28 ug/L	10 ug/L
001067	Nickel	BP	N	6010B	12/27/2011 22:10	3.3 I ug/L	40 ug/L
001092	Zinc	BP	N	6010B	12/27/2011 22:10	300 ug/L	20 ug/L
001105	Aluminum	BP	N	6010B	12/28/2011 16:47	60 I ug/L	100 ug/L
001147	Selenium	BP	N	6010B	12/27/2011 22:10	<15 U ug/L	15 ug/L
001037	Cobalt	BP	N	6010B	12/27/2011 22:10	<10 U ug/L	10 ug/L
001087	Vanadium	BP	N	6010B	12/27/2011 22:10	<10 U ug/L	10 ug/L
001077	Silver	BP	N	6010B	12/27/2011 22:10	<10 U ug/L	10 ug/L
000929	Sodium	BP	N	6010B	12/27/2011 22:10	1.2 V mg/L	1.0 mg/L
001059	Thallium	BP	N	6020	12/27/2011 19:53	<1.0 U ug/L	1.0 ug/L
001012	Beryllium	BP	N	6020	12/27/2011 19:53	0.12 I ug/L	1.0 ug/L
001097	Antimony	BP	N	6020	12/27/2011 19:53	<2.0 U ug/L	2.0 ug/L
001002	Arsenic	BP	N	6020	12/27/2011 19:53	<5.0 U ug/L	5.0 ug/L
71900	Mercury	BP	N	7470A	12/29/2011 18:23	0.032 I V ug/L	0.20 ug/L
34475	Tetrachloroethene	BP	N	8260B	12/29/2011 17:43	<1.0 U ug/L	1.0 ug/L
34371	Ethylbenzene	BP	N	8260B	12/29/2011 17:43	<1.0 U ug/L	1.0 ug/L
77596	Dibromomethane	BP	N	8260B	12/29/2011 17:43	<1.0 U ug/L	1.0 ug/L
77424	Iodomethane	BP	N	8260B	12/29/2011 17:43	<1.0 U ug/L	1.0 ug/L
77128	Styrene	BP	N	8260B	12/29/2011 17:43	<1.0 U ug/L	1.0 ug/L
34423	Methylene Chloride	BP	N	8260B	12/29/2011 17:43	<2.0 U ug/L	2.0 ug/L
34010	Toluene	BP	N	8260B	12/29/2011 17:43	<1.0 U ug/L	1.0 ug/L

* Attach Laboratory Reports

PART III ANALYTICAL RESULTS

Facility GMS#:

Test Site ID #: 19341

Sample Date/Time: 12/21/2011 03:45PM

Report Period: 2011 / 4
Year / Qtr

Well Name: MW-4A

Classification of Groundwater: G-II

Groundwater Elevation (NGVD):

or (MSL): 50.05

Well Purged (Y/N): Y

Well Type:
( ) Background
( ) Detection
(X) Compliance
( ) Other

Storet Code	Parameter Monitored	Sampling Method	Field Filtered (Y/N)	Analysis Method	Analysis Date/Time	* Analysis Result/Units	Detection Limit/Units
39175	Vinyl chloride	BP	N	8260B	12/29/2011 17:43	<1.0 U ug/L	1.0 ug/L
77057	Vinyl acetate	BP	N	8260B	12/29/2011 17:43	<3.0 U ug/L	3.0 ug/L
34301	Chlorobenzene	BP	N	8260B	12/29/2011 17:43	<1.0 U ug/L	1.0 ug/L
81551	Xylenes (total)	BP	N	8260B	12/29/2011 17:43	<2.0 U ug/L	2.0 ug/L
34488	Trichlorofluoromethane	BP	N	8260B	12/29/2011 17:43	<2.0 U ug/L	2.0 ug/L
34699	trans-1,3-Dichloropropene	BP	N	8260B	12/29/2011 17:43	<3.0 U ug/L	3.0 ug/L
34546	trans-1,2-Dichloroethene	BP	N	8260B	12/29/2011 17:43	<1.0 U ug/L	1.0 ug/L
39180	Trichloroethene	BP	N	8260B	12/29/2011 17:43	<1.0 U ug/L	1.0 ug/L
49263	trans-1,4-Dichloro-2-butene	BP	N	8260B	12/29/2011 17:43	<3.0 U ug/L	3.0 ug/L
34571	1,4-Dichlorobenzene	BP	N	8260B	12/29/2011 17:43	<1.0 U ug/L	1.0 ug/L
34541	1,2-Dichloropropane	BP	N	8260B	12/29/2011 17:43	<1.0 U ug/L	1.0 ug/L
34531	1,2-Dichloroethane	BP	N	8260B	12/29/2011 17:43	<1.0 U ug/L	1.0 ug/L
81595	2-Butanone (MEK)	BP	N	8260B	12/29/2011 17:43	<6.0 U ug/L	6.0 ug/L
81596	4-Methyl-2-pentanone (MIBK)	BP	N	8260B	12/29/2011 17:43	<5.0 U ug/L	5.0 ug/L
77103	2-Hexanone	BP	N	8260B	12/29/2011 17:43	<5.0 U ug/L	5.0 ug/L
34511	1,1,2-Trichloroethane	BP	N	8260B	12/29/2011 17:43	<1.0 U ug/L	1.0 ug/L
34516	1,1,2,2-Tetrachloroethane	BP	N	8260B	12/29/2011 17:43	<1.0 U ug/L	1.0 ug/L
34506	1,1,1-Trichloroethane	BP	N	8260B	12/29/2011 17:43	<1.0 U ug/L	1.0 ug/L
34496	1,1-Dichloroethane	BP	N	8260B	12/29/2011 17:43	<1.0 U ug/L	1.0 ug/L
34536	1,2-Dichlorobenzene	BP	N	8260B	12/29/2011 17:43	<1.0 U ug/L	1.0 ug/L
77443	1,2,3-Trichloropropane	BP	N	8260B	12/29/2011 17:43	<2.5 U ug/L	2.5 ug/L
34501	1,1-Dichloroethene	BP	N	8260B	12/29/2011 17:43	<1.0 U ug/L	1.0 ug/L
81552	Acetone	BP	N	8260B	12/29/2011 17:43	<20 U ug/L	20 ug/L
32102	Carbon tetrachloride	BP	N	8260B	12/29/2011 17:43	<1.0 U ug/L	1.0 ug/L
77562	1,1,1,2-Tetrachloroethane	BP	N	8260B	12/29/2011 17:43	<1.0 U ug/L	1.0 ug/L
77041	Carbon disulfide	BP	N	8260B	12/29/2011 17:43	<2.0 U ug/L	2.0 ug/L
32105	Dibromochloromethane	BP	N	8260B	12/29/2011 17:43	<1.0 U ug/L	1.0 ug/L
34413	Bromomethane	BP	N	8260B	12/29/2011 17:43	<2.0 U ug/L	2.0 ug/L
77093	cis-1,2-Dichloroethene	BP	N	8260B	12/29/2011 17:43	<1.0 U ug/L	1.0 ug/L
34704	cis-1,3-Dichloropropene	BP	N	8260B	12/29/2011 17:43	<1.0 U ug/L	1.0 ug/L
34418	Chloromethane	BP	N	8260B	12/29/2011 17:43	<2.0 U ug/L	2.0 ug/L
34311	Chloroethane	BP	N	8260B	12/29/2011 17:43	<2.0 U ug/L	2.0 ug/L

* Attach Laboratory Reports

PART III ANALYTICAL RESULTS

Facility GMS#:

Test Site ID #: 19341

Sample Date/Time: 12/21/2011 03:45PM

Report Period: 2011 / 4
Year / Qtr

Well Name: MW-4A

Classification of Groundwater: G-II

Groundwater Elevation (NGVD):

or (MSL): 50.05

Well Purged (Y/N): Y

Well Type:
( ) Background
( ) Detection
(X) Compliance
( ) Other

Storet Code	Parameter Monitored	Sampling Method	Field Filtered (Y/N)	Analysis Method	Analysis Date/Time	* Analysis Result/Units		Detection Limit/Units
32106	Chloroform	BP	N	8260B	12/29/2011 17:43	<1.0 U	ug/L	1.0 ug/L
78124	Benzene	BP	N	8260B	12/29/2011 17:43	<1.0 U	ug/L	1.0 ug/L
73085	Bromochloromethane	BP	N	8260B	12/29/2011 17:43	<1.0 U	ug/L	1.0 ug/L
32101	Bromodichloromethane	BP	N	8260B	12/29/2011 17:43	<1.0 U	ug/L	1.0 ug/L
32104	Bromoform	BP	N	8260B	12/29/2011 17:43	<1.0 U	ug/L	1.0 ug/L
34215	Acrylonitrile	BP	N	8260B	12/29/2011 17:43	<20 U	ug/L	20 ug/L
082545	Groundwater Elevation	BP	N	Field Sampling	12/21/2011 15:45	50.05	ft/msl	-
000406	Field pH	BP	N	Field Sampling	12/21/2011 15:45	4.98	SU	-
00010	Field Temperature	BP	N	Field Sampling	12/21/2011 15:45	25.3	Degrees C	-
000299	Field Dissolved Oxygen	BP	N	Field Sampling	12/21/2011 15:45	0.8	mg/L	-
82078	Field Turbidity	BP	N	Field Sampling	12/21/2011 15:45	1.42	NTU	-
000094	Field Conductivity	BP	N	Field Sampling	12/21/2011 15:45	59	umhos/cm	-
00080	Color	BP	N	SM 2120B	12/23/2011 10:37	<5.0 U	PCU	5.0 PCU
00410	Total Alkalinity	BP	N	SM 2320B	12/28/2011 19:04	<5.0 U	mg/L	5.0 mg/L
70300	Total Dissolved Solids	BP	N	SM 2540C	12/28/2011 09:54	50	mg/L	10 mg/L

* Attach Laboratory Reports

PART III ANALYTICAL RESULTS

Facility GMS#:

Test Site ID #: 19342

Sample Date/Time: 12/21/2011 03:13PM

Report Period: 2011 / 4
Year / Qtr

Well Name: MW-4B

Classification of Groundwater: G-II

Groundwater Elevation (NGVD):

or (MSL): 51.05

Well Purged (Y/N): Y

Well Type:
( ) Background
( ) Detection
(X) Compliance
( ) Other

Storet Code	Parameter Monitored	Sampling Method	Field Filtered (Y/N)	Analysis Method	Analysis Date/Time	* Analysis Result/Units	Detection Limit/Units
00620	Nitrate as N	BP	N	300.0	12/22/2011 14:32	2.5 mg/L	0.50 mg/L
00940	Chloride	BP	N	300.0	12/22/2011 14:32	2.4 I mg/L	3.0 mg/L
000610	Ammonia as N	BP	N	350.1	12/28/2011 13:13	0.022 I mg/L	0.10 mg/L
77651	1,2-Dibromoethane	BP	N	504.1	12/23/2011 22:09	<0.020 U ug/L	0.020 ug/L
38437	1,2-Dibromo-3-Chloropropane	BP	N	504.1	12/23/2011 22:09	<0.020 U ug/L	0.020 ug/L
001087	Vanadium	BP	N	6010B	12/27/2011 22:13	<10 U ug/L	10 ug/L
001077	Silver	BP	N	6010B	12/27/2011 22:13	<10 U ug/L	10 ug/L
000929	Sodium	BP	N	6010B	12/27/2011 22:13	1.3 V mg/L	1.0 mg/L
001027	Cadmium	BP	N	6010B	12/27/2011 22:13	<5.0 U ug/L	5.0 ug/L
001105	Aluminum	BP	N	6010B	12/28/2011 16:50	79 I ug/L	100 ug/L
001092	Zinc	BP	N	6010B	12/27/2011 22:13	5.8 I ug/L	20 ug/L
001042	Copper	BP	N	6010B	12/27/2011 22:13	5.8 I V ug/L	15 ug/L
001045	Iron	BP	N	6010B	12/27/2011 22:13	190 ug/L	100 ug/L
001037	Cobalt	BP	N	6010B	12/27/2011 22:13	<10 U ug/L	10 ug/L
001007	Barium	BP	N	6010B	12/27/2011 22:13	12 ug/L	10 ug/L
001034	Chromium	BP	N	6010B	12/27/2011 22:13	<10 U ug/L	10 ug/L
001055	Manganese	BP	N	6010B	12/27/2011 22:13	9.3 I ug/L	10 ug/L
001051	Lead	BP	N	6010B	12/27/2011 22:13	<9.0 U ug/L	9.0 ug/L
001147	Selenium	BP	N	6010B	12/27/2011 22:13	<15 U ug/L	15 ug/L
001067	Nickel	BP	N	6010B	12/27/2011 22:13	2.2 I ug/L	40 ug/L
001002	Arsenic	BP	N	6020	12/27/2011 19:56	<5.0 U ug/L	5.0 ug/L
001012	Beryllium	BP	N	6020	12/27/2011 19:56	<1.0 U ug/L	1.0 ug/L
001097	Antimony	BP	N	6020	12/27/2011 19:56	<2.0 U ug/L	2.0 ug/L
001059	Thallium	BP	N	6020	12/27/2011 19:56	<1.0 U ug/L	1.0 ug/L
71900	Mercury	BP	N	7470A	12/29/2011 18:26	0.033 I V ug/L	0.20 ug/L
77128	Styrene	BP	N	8260B	12/29/2011 18:06	<1.0 U ug/L	1.0 ug/L
34371	Ethylbenzene	BP	N	8260B	12/29/2011 18:06	<1.0 U ug/L	1.0 ug/L
34423	Methylene Chloride	BP	N	8260B	12/29/2011 18:06	<2.0 U ug/L	2.0 ug/L
77424	Iodomethane	BP	N	8260B	12/29/2011 18:06	<1.0 U ug/L	1.0 ug/L
77596	Dibromomethane	BP	N	8260B	12/29/2011 18:06	<1.0 U ug/L	1.0 ug/L
77093	cis-1,2-Dichloroethene	BP	N	8260B	12/29/2011 18:06	<1.0 U ug/L	1.0 ug/L
34418	Chloromethane	BP	N	8260B	12/29/2011 18:06	<2.0 U ug/L	2.0 ug/L

* Attach Laboratory Reports

PART III ANALYTICAL RESULTS

Facility GMS#:

Test Site ID #: 19342

Sample Date/Time: 12/21/2011 03:13PM

Report Period: 2011 / 4
Year / Qtr

Well Name: MW-4B

Classification of Groundwater: G-II

Groundwater Elevation (NGVD):

or (MSL): 51.05

Well Purged (Y/N): Y

Well Type:
( ) Background
( ) Detection
(X) Compliance
( ) Other

Storet Code	Parameter Monitored	Sampling Method	Field Filtered (Y/N)	Analysis Method	Analysis Date/Time	* Analysis Result/Units	Detection Limit/Units
32106	Chloroform	BP	N	8260B	12/29/2011 18:06	<1.0 U ug/L	1.0 ug/L
32105	Dibromochloromethane	BP	N	8260B	12/29/2011 18:06	<1.0 U ug/L	1.0 ug/L
34704	cis-1,3-Dichloropropene	BP	N	8260B	12/29/2011 18:06	<1.0 U ug/L	1.0 ug/L
34475	Tetrachloroethene	BP	N	8260B	12/29/2011 18:06	<1.0 U ug/L	1.0 ug/L
77057	Vinyl acetate	BP	N	8260B	12/29/2011 18:06	<3.0 U ug/L	3.0 ug/L
34488	Trichlorofluoromethane	BP	N	8260B	12/29/2011 18:06	<2.0 U ug/L	2.0 ug/L
39175	Vinyl chloride	BP	N	8260B	12/29/2011 18:06	<1.0 U ug/L	1.0 ug/L
77103	2-Hexanone	BP	N	8260B	12/29/2011 18:06	<5.0 U ug/L	5.0 ug/L
81551	Xylenes (total)	BP	N	8260B	12/29/2011 18:06	<2.0 U ug/L	2.0 ug/L
39180	Trichloroethene	BP	N	8260B	12/29/2011 18:06	<1.0 U ug/L	1.0 ug/L
34010	Toluene	BP	N	8260B	12/29/2011 18:06	<1.0 U ug/L	1.0 ug/L
34546	trans-1,2-Dichloroethene	BP	N	8260B	12/29/2011 18:06	<1.0 U ug/L	1.0 ug/L
49263	trans-1,4-Dichloro-2-butene	BP	N	8260B	12/29/2011 18:06	<3.0 U ug/L	3.0 ug/L
34699	trans-1,3-Dichloropropene	BP	N	8260B	12/29/2011 18:06	<3.0 U ug/L	3.0 ug/L
34531	1,2-Dichloroethane	BP	N	8260B	12/29/2011 18:06	<1.0 U ug/L	1.0 ug/L
34536	1,2-Dichlorobenzene	BP	N	8260B	12/29/2011 18:06	<1.0 U ug/L	1.0 ug/L
81595	2-Butanone (MEK)	BP	N	8260B	12/29/2011 18:06	<6.0 U ug/L	6.0 ug/L
34571	1,4-Dichlorobenzene	BP	N	8260B	12/29/2011 18:06	<1.0 U ug/L	1.0 ug/L
34541	1,2-Dichloropropane	BP	N	8260B	12/29/2011 18:06	<1.0 U ug/L	1.0 ug/L
77443	1,2,3-Trichloropropane	BP	N	8260B	12/29/2011 18:06	<2.5 U ug/L	2.5 ug/L
34516	1,1,2,2-Tetrachloroethane	BP	N	8260B	12/29/2011 18:06	<1.0 U ug/L	1.0 ug/L
34506	1,1,1-Trichloroethane	BP	N	8260B	12/29/2011 18:06	<1.0 U ug/L	1.0 ug/L
77562	1,1,1,2-Tetrachloroethane	BP	N	8260B	12/29/2011 18:06	<1.0 U ug/L	1.0 ug/L
34501	1,1-Dichloroethene	BP	N	8260B	12/29/2011 18:06	<1.0 U ug/L	1.0 ug/L
34496	1,1-Dichloroethane	BP	N	8260B	12/29/2011 18:06	<1.0 U ug/L	1.0 ug/L
34511	1,1,2-Trichloroethane	BP	N	8260B	12/29/2011 18:06	<1.0 U ug/L	1.0 ug/L
77041	Carbon disulfide	BP	N	8260B	12/29/2011 18:06	<2.0 U ug/L	2.0 ug/L
34413	Bromomethane	BP	N	8260B	12/29/2011 18:06	<2.0 U ug/L	2.0 ug/L
32104	Bromoform	BP	N	8260B	12/29/2011 18:06	<1.0 U ug/L	1.0 ug/L
34311	Chloroethane	BP	N	8260B	12/29/2011 18:06	<2.0 U ug/L	2.0 ug/L
34301	Chlorobenzene	BP	N	8260B	12/29/2011 18:06	<1.0 U ug/L	1.0 ug/L
32102	Carbon tetrachloride	BP	N	8260B	12/29/2011 18:06	<1.0 U ug/L	1.0 ug/L

* Attach Laboratory Reports

PART III ANALYTICAL RESULTS

Facility GMS#:

Test Site ID #: 19342

Sample Date/Time: 12/21/2011 03:13PM

Report Period: 2011 / 4
Year / Qtr

Well Name: MW-4B

Classification of Groundwater: G-II

Groundwater Elevation (NGVD):

or (MSL): 51.05

Well Purged (Y/N): Y

Well Type:
( ) Background
( ) Detection
(X) Compliance
( ) Other

Storet Code	Parameter Monitored	Sampling Method	Field Filtered (Y/N)	Analysis Method	Analysis Date/Time	* Analysis Result/Units		Detection Limit/Units
32101	Bromodichloromethane	BP	N	8260B	12/29/2011 18:06	<1.0 U	ug/L	1.0 ug/L
81552	Acetone	BP	N	8260B	12/29/2011 18:06	<20 U	ug/L	20 ug/L
81596	4-Methyl-2-pentanone (MIBK)	BP	N	8260B	12/29/2011 18:06	<5.0 U	ug/L	5.0 ug/L
73085	Bromochloromethane	BP	N	8260B	12/29/2011 18:06	<1.0 U	ug/L	1.0 ug/L
78124	Benzene	BP	N	8260B	12/29/2011 18:06	<1.0 U	ug/L	1.0 ug/L
34215	Acrylonitrile	BP	N	8260B	12/29/2011 18:06	<20 U	ug/L	20 ug/L
000406	Field pH	BP	N	Field Sampling	12/21/2011 15:13	5.34	SU	-
000299	Field Dissolved Oxygen	BP	N	Field Sampling	12/21/2011 15:13	0.5	mg/L	-
82078	Field Turbidity	BP	N	Field Sampling	12/21/2011 15:13	1.26	NTU	-
00010	Field Temperature	BP	N	Field Sampling	12/21/2011 15:13	24.9	Degrees C	-
000094	Field Conductivity	BP	N	Field Sampling	12/21/2011 15:13	41	umhos/cm	-
082545	Groundwater Elevation	BP	N	Field Sampling	12/21/2011 15:13	51.05	ft/msl	-
00080	Color	BP	N	SM 2120B	12/23/2011 10:37	<5.0 U	PCU	5.0 PCU
00410	Total Alkalinity	BP	N	SM 2320B	12/28/2011 19:27	1.9 I V	mg/L	5.0 mg/L
70300	Total Dissolved Solids	BP	N	SM 2540C	12/28/2011 09:54	37	mg/L	10 mg/L

* Attach Laboratory Reports

PART III ANALYTICAL RESULTS

Facility GMS#:

Test Site ID #: 19879

Sample Date/Time: 12/21/2011 03:21PM

Report Period: 2011 / 4
Year / Qtr

Well Name: MW-FL1

Classification of Groundwater: G-II

Groundwater Elevation (NGVD):

or (MSL): 50.24

Well Purged (Y/N): Y

Well Type:
( ) Background
( ) Detection
(X) Compliance
( ) Other

Storet Code	Parameter Monitored	Sampling Method	Field Filtered (Y/N)	Analysis Method	Analysis Date/Time	* Analysis Result/Units	Detection Limit/Units
00620	Nitrate as N	BP	N	300.0	12/22/2011 14:48	1.3 mg/L	0.50 mg/L
00940	Chloride	BP	N	300.0	12/22/2011 14:48	15 mg/L	3.0 mg/L
000610	Ammonia as N	BP	N	350.1	12/28/2011 13:14	0.024 I mg/L	0.10 mg/L
38437	1,2-Dibromo-3-Chloropropane	BP	N	504.1	12/23/2011 22:29	<0.020 U ug/L	0.020 ug/L
77651	1,2-Dibromoethane	BP	N	504.1	12/23/2011 22:29	<0.020 U ug/L	0.020 ug/L
001077	Silver	BP	N	6010B	12/27/2011 22:15	<10 U ug/L	10 ug/L
001147	Selenium	BP	N	6010B	12/27/2011 22:15	<15 U ug/L	15 ug/L
001067	Nickel	BP	N	6010B	12/27/2011 22:15	2.0 I ug/L	40 ug/L
000929	Sodium	BP	N	6010B	12/27/2011 22:15	7.3 V mg/L	1.0 mg/L
001105	Aluminum	BP	N	6010B	12/28/2011 16:52	400 ug/L	100 ug/L
001092	Zinc	BP	N	6010B	12/27/2011 22:15	5.4 I ug/L	20 ug/L
001087	Vanadium	BP	N	6010B	12/27/2011 22:15	2.4 I ug/L	10 ug/L
001034	Chromium	BP	N	6010B	12/27/2011 22:15	2.4 I ug/L	10 ug/L
001037	Cobalt	BP	N	6010B	12/27/2011 22:15	<10 U ug/L	10 ug/L
001007	Barium	BP	N	6010B	12/27/2011 22:15	39 ug/L	10 ug/L
001027	Cadmium	BP	N	6010B	12/27/2011 22:15	<5.0 U ug/L	5.0 ug/L
001051	Lead	BP	N	6010B	12/27/2011 22:15	<9.0 U ug/L	9.0 ug/L
001055	Manganese	BP	N	6010B	12/27/2011 22:15	22 ug/L	10 ug/L
001042	Copper	BP	N	6010B	12/27/2011 22:15	6.3 I V ug/L	15 ug/L
001045	Iron	BP	N	6010B	12/27/2011 22:15	300 ug/L	100 ug/L
001059	Thallium	BP	N	6020	12/27/2011 19:59	0.13 I ug/L	1.0 ug/L
001097	Antimony	BP	N	6020	12/27/2011 19:59	<2.0 U ug/L	2.0 ug/L
001002	Arsenic	BP	N	6020	12/27/2011 19:59	0.42 I ug/L	5.0 ug/L
001012	Beryllium	BP	N	6020	12/27/2011 19:59	<1.0 U ug/L	1.0 ug/L
71900	Mercury	BP	N	7470A	12/29/2011 18:28	0.033 I V ug/L	0.20 ug/L
77596	Dibromomethane	BP	N	8260B	12/29/2011 18:29	<1.0 U ug/L	1.0 ug/L
32105	Dibromochloromethane	BP	N	8260B	12/29/2011 18:29	<1.0 U ug/L	1.0 ug/L
34423	Methylene Chloride	BP	N	8260B	12/29/2011 18:29	<2.0 U ug/L	2.0 ug/L
77424	Iodomethane	BP	N	8260B	12/29/2011 18:29	<1.0 U ug/L	1.0 ug/L
34371	Ethylbenzene	BP	N	8260B	12/29/2011 18:29	<1.0 U ug/L	1.0 ug/L
32106	Chloroform	BP	N	8260B	12/29/2011 18:29	<1.0 U ug/L	1.0 ug/L
34311	Chloroethane	BP	N	8260B	12/29/2011 18:29	<2.0 U ug/L	2.0 ug/L

* Attach Laboratory Reports

PART III ANALYTICAL RESULTS

Facility GMS#:

Test Site ID #: 19879

Sample Date/Time: 12/21/2011 03:21PM

Report Period: 2011 / 4
Year / Qtr

Well Name: MW-FL1

Classification of Groundwater: G-II

Groundwater Elevation (NGVD):

or (MSL): 50.24

Well Purged (Y/N): Y

Well Type:
( ) Background
( ) Detection
(X) Compliance
( ) Other

Storet Code	Parameter Monitored	Sampling Method	Field Filtered (Y/N)	Analysis Method	Analysis Date/Time	* Analysis Result/Units	Detection Limit/Units
34301	Chlorobenzene	BP	N	8260B	12/29/2011 18:29	<1.0 U ug/L	1.0 ug/L
34704	cis-1,3-Dichloropropene	BP	N	8260B	12/29/2011 18:29	<1.0 U ug/L	1.0 ug/L
77093	cis-1,2-Dichloroethene	BP	N	8260B	12/29/2011 18:29	<1.0 U ug/L	1.0 ug/L
34418	Chloromethane	BP	N	8260B	12/29/2011 18:29	<2.0 U ug/L	2.0 ug/L
34488	Trichlorofluoromethane	BP	N	8260B	12/29/2011 18:29	<2.0 U ug/L	2.0 ug/L
39180	Trichloroethene	BP	N	8260B	12/29/2011 18:29	<1.0 U ug/L	1.0 ug/L
49263	trans-1,4-Dichloro-2-butene	BP	N	8260B	12/29/2011 18:29	<3.0 U ug/L	3.0 ug/L
81551	Xylenes (total)	BP	N	8260B	12/29/2011 18:29	<2.0 U ug/L	2.0 ug/L
39175	Vinyl chloride	BP	N	8260B	12/29/2011 18:29	<1.0 U ug/L	1.0 ug/L
77057	Vinyl acetate	BP	N	8260B	12/29/2011 18:29	<3.0 U ug/L	3.0 ug/L
34475	Tetrachloroethene	BP	N	8260B	12/29/2011 18:29	<1.0 U ug/L	1.0 ug/L
77128	Styrene	BP	N	8260B	12/29/2011 18:29	<1.0 U ug/L	1.0 ug/L
34699	trans-1,3-Dichloropropene	BP	N	8260B	12/29/2011 18:29	<3.0 U ug/L	3.0 ug/L
34546	trans-1,2-Dichloroethene	BP	N	8260B	12/29/2011 18:29	<1.0 U ug/L	1.0 ug/L
34010	Toluene	BP	N	8260B	12/29/2011 18:29	<1.0 U ug/L	1.0 ug/L
34536	1,2-Dichlorobenzene	BP	N	8260B	12/29/2011 18:29	<1.0 U ug/L	1.0 ug/L
77443	1,2,3-Trichloropropane	BP	N	8260B	12/29/2011 18:29	<2.5 U ug/L	2.5 ug/L
34571	1,4-Dichlorobenzene	BP	N	8260B	12/29/2011 18:29	<1.0 U ug/L	1.0 ug/L
34541	1,2-Dichloropropane	BP	N	8260B	12/29/2011 18:29	<1.0 U ug/L	1.0 ug/L
34531	1,2-Dichloroethane	BP	N	8260B	12/29/2011 18:29	<1.0 U ug/L	1.0 ug/L
34516	1,1,2,2-Tetrachloroethane	BP	N	8260B	12/29/2011 18:29	<1.0 U ug/L	1.0 ug/L
34506	1,1,1-Trichloroethane	BP	N	8260B	12/29/2011 18:29	<1.0 U ug/L	1.0 ug/L
77562	1,1,1,2-Tetrachloroethane	BP	N	8260B	12/29/2011 18:29	<1.0 U ug/L	1.0 ug/L
34501	1,1-Dichloroethene	BP	N	8260B	12/29/2011 18:29	<1.0 U ug/L	1.0 ug/L
34496	1,1-Dichloroethane	BP	N	8260B	12/29/2011 18:29	<1.0 U ug/L	1.0 ug/L
34511	1,1,2-Trichloroethane	BP	N	8260B	12/29/2011 18:29	<1.0 U ug/L	1.0 ug/L
81595	2-Butanone (MEK)	BP	N	8260B	12/29/2011 18:29	<6.0 U ug/L	6.0 ug/L
32104	Bromoform	BP	N	8260B	12/29/2011 18:29	<1.0 U ug/L	1.0 ug/L
32101	Bromodichloromethane	BP	N	8260B	12/29/2011 18:29	<1.0 U ug/L	1.0 ug/L
73085	Bromochloromethane	BP	N	8260B	12/29/2011 18:29	<1.0 U ug/L	1.0 ug/L
32102	Carbon tetrachloride	BP	N	8260B	12/29/2011 18:29	<1.0 U ug/L	1.0 ug/L
77041	Carbon disulfide	BP	N	8260B	12/29/2011 18:29	<2.0 U ug/L	2.0 ug/L

* Attach Laboratory Reports

PART III ANALYTICAL RESULTS

Facility GMS#:

Test Site ID #: 19879

Sample Date/Time: 12/21/2011 03:21PM

Report Period: 2011 / 4
Year / Qtr

Well Name: MW-FL1

Classification of Groundwater: G-II

Groundwater Elevation (NGVD):

or (MSL): 50.24

Well Purged (Y/N): Y

Well Type:
( ) Background
( ) Detection
(X) Compliance
( ) Other

Storet Code	Parameter Monitored	Sampling Method	Field Filtered (Y/N)	Analysis Method	Analysis Date/Time	* Analysis Result/Units		Detection Limit/Units
34413	Bromomethane	BP	N	8260B	12/29/2011 18:29	<2.0 U	ug/L	2.0 ug/L
81596	4-Methyl-2-pentanone (MIBK)	BP	N	8260B	12/29/2011 18:29	<5.0 U	ug/L	5.0 ug/L
77103	2-Hexanone	BP	N	8260B	12/29/2011 18:29	<5.0 U	ug/L	5.0 ug/L
78124	Benzene	BP	N	8260B	12/29/2011 18:29	<1.0 U	ug/L	1.0 ug/L
34215	Acrylonitrile	BP	N	8260B	12/29/2011 18:29	<20 U	ug/L	20 ug/L
81552	Acetone	BP	N	8260B	12/29/2011 18:29	<20 U	ug/L	20 ug/L
00010	Field Temperature	BP	N	Field Sampling	12/21/2011 15:21	24.2	Degrees C	-
82078	Field Turbidity	BP	N	Field Sampling	12/21/2011 15:21	18.6	NTU	-
082545	Groundwater Elevation	BP	N	Field Sampling	12/21/2011 15:21	50.24	ft/msl	-
000094	Field Conductivity	BP	N	Field Sampling	12/21/2011 15:21	243	umhos/cm	-
000299	Field Dissolved Oxygen	BP	N	Field Sampling	12/21/2011 15:21	1.4	mg/L	-
000406	Field pH	BP	N	Field Sampling	12/21/2011 15:21	6.54	SU	-
00080	Color	BP	N	SM 2120B	12/23/2011 10:37	<5.0 U	PCU	5.0 PCU
00410	Total Alkalinity	BP	N	SM 2320B	12/28/2011 19:36	120 V	mg/L	5.0 mg/L
70300	Total Dissolved Solids	BP	N	SM 2540C	12/28/2011 09:54	160	mg/L	10 mg/L

* Attach Laboratory Reports

PART III ANALYTICAL RESULTS

Facility GMS#:

Test Site ID #: 19340

Sample Date/Time: 12/21/2011 02:49PM

Report Period: 2011 / 4
Year / Qtr

Well Name: MW-3B

Classification of Groundwater: G-II

Groundwater Elevation (NGVD):

or (MSL): 50.21

Well Purged (Y/N): Y

Well Type:
( ) Background
( ) Detection
(X) Compliance
( ) Other

Storet Code	Parameter Monitored	Sampling Method	Field Filtered (Y/N)	Analysis Method	Analysis Date/Time	* Analysis Result/Units	Detection Limit/Units
00940	Chloride	BP	N	300.0	12/22/2011 15:05	2.9 I mg/L	3.0 mg/L
00620	Nitrate as N	BP	N	300.0	12/22/2011 15:05	2.9 mg/L	0.50 mg/L
000610	Ammonia as N	BP	N	350.1	12/28/2011 13:16	0.025 I mg/L	0.10 mg/L
38437	1,2-Dibromo-3-Chloropropane	BP	N	504.1	12/23/2011 22:49	<0.020 U ug/L	0.020 ug/L
77651	1,2-Dibromoethane	BP	N	504.1	12/23/2011 22:49	<0.020 U ug/L	0.020 ug/L
001092	Zinc	BP	N	6010B	12/27/2011 22:18	6.6 I ug/L	20 ug/L
001105	Aluminum	BP	N	6010B	12/28/2011 16:55	430 ug/L	100 ug/L
001034	Chromium	BP	N	6010B	12/27/2011 22:18	1.7 I ug/L	10 ug/L
001007	Barium	BP	N	6010B	12/27/2011 22:18	77 ug/L	10 ug/L
001037	Cobalt	BP	N	6010B	12/27/2011 22:18	<10 U ug/L	10 ug/L
001027	Cadmium	BP	N	6010B	12/27/2011 22:18	<5.0 U ug/L	5.0 ug/L
001067	Nickel	BP	N	6010B	12/27/2011 22:18	<40 U ug/L	40 ug/L
001051	Lead	BP	N	6010B	12/27/2011 22:18	<9.0 U ug/L	9.0 ug/L
001055	Manganese	BP	N	6010B	12/27/2011 22:18	7.3 I ug/L	10 ug/L
001042	Copper	BP	N	6010B	12/27/2011 22:18	5.9 I V ug/L	15 ug/L
001045	Iron	BP	N	6010B	12/27/2011 22:18	280 ug/L	100 ug/L
001147	Selenium	BP	N	6010B	12/27/2011 22:18	<15 U ug/L	15 ug/L
001087	Vanadium	BP	N	6010B	12/27/2011 22:18	2.1 I ug/L	10 ug/L
000929	Sodium	BP	N	6010B	12/27/2011 22:18	2.1 V mg/L	1.0 mg/L
001077	Silver	BP	N	6010B	12/27/2011 22:18	<10 U ug/L	10 ug/L
001012	Beryllium	BP	N	6020	12/27/2011 20:02	<1.0 U ug/L	1.0 ug/L
001002	Arsenic	BP	N	6020	12/27/2011 20:02	<5.0 U ug/L	5.0 ug/L
001097	Antimony	BP	N	6020	12/27/2011 20:02	<2.0 U ug/L	2.0 ug/L
001059	Thallium	BP	N	6020	12/27/2011 20:02	0.066 I ug/L	1.0 ug/L
71900	Mercury	BP	N	7470A	12/29/2011 18:30	0.031 I V ug/L	0.20 ug/L
77424	Iodomethane	BP	N	8260B	12/29/2011 18:52	<1.0 U ug/L	1.0 ug/L
34371	Ethylbenzene	BP	N	8260B	12/29/2011 18:52	<1.0 U ug/L	1.0 ug/L
34423	Methylene Chloride	BP	N	8260B	12/29/2011 18:52	<2.0 U ug/L	2.0 ug/L
77093	cis-1,2-Dichloroethene	BP	N	8260B	12/29/2011 18:52	<1.0 U ug/L	1.0 ug/L
77128	Styrene	BP	N	8260B	12/29/2011 18:52	<1.0 U ug/L	1.0 ug/L
34704	cis-1,3-Dichloropropene	BP	N	8260B	12/29/2011 18:52	<1.0 U ug/L	1.0 ug/L
34418	Chloromethane	BP	N	8260B	12/29/2011 18:52	<2.0 U ug/L	2.0 ug/L

* Attach Laboratory Reports

PART III ANALYTICAL RESULTS

Facility GMS#:

Test Site ID #: 19340

Sample Date/Time: 12/21/2011 02:49PM

Report Period: 2011 / 4
Year / Qtr

Well Name: MW-3B

Classification of Groundwater: G-II

Groundwater Elevation (NGVD):

or (MSL): 50.21

Well Purged (Y/N): Y

Well Type:
( ) Background
( ) Detection
(X) Compliance
( ) Other

Storet Code	Parameter Monitored	Sampling Method	Field Filtered (Y/N)	Analysis Method	Analysis Date/Time	* Analysis Result/Units	Detection Limit/Units
32105	Dibromochloromethane	BP	N	8260B	12/29/2011 18:52	<1.0 U ug/L	1.0 ug/L
77596	Dibromomethane	BP	N	8260B	12/29/2011 18:52	<1.0 U ug/L	1.0 ug/L
34475	Tetrachloroethene	BP	N	8260B	12/29/2011 18:52	<1.0 U ug/L	1.0 ug/L
77057	Vinyl acetate	BP	N	8260B	12/29/2011 18:52	<3.0 U ug/L	3.0 ug/L
34488	Trichlorofluoromethane	BP	N	8260B	12/29/2011 18:52	<2.0 U ug/L	2.0 ug/L
39175	Vinyl chloride	BP	N	8260B	12/29/2011 18:52	<1.0 U ug/L	1.0 ug/L
34215	Acrylonitrile	BP	N	8260B	12/29/2011 18:52	<20 U ug/L	20 ug/L
81551	Xylenes (total)	BP	N	8260B	12/29/2011 18:52	<2.0 U ug/L	2.0 ug/L
39180	Trichloroethene	BP	N	8260B	12/29/2011 18:52	<1.0 U ug/L	1.0 ug/L
34010	Toluene	BP	N	8260B	12/29/2011 18:52	<1.0 U ug/L	1.0 ug/L
34546	trans-1,2-Dichloroethene	BP	N	8260B	12/29/2011 18:52	<1.0 U ug/L	1.0 ug/L
49263	trans-1,4-Dichloro-2-butene	BP	N	8260B	12/29/2011 18:52	<3.0 U ug/L	3.0 ug/L
34699	trans-1,3-Dichloropropene	BP	N	8260B	12/29/2011 18:52	<3.0 U ug/L	3.0 ug/L
34531	1,2-Dichloroethane	BP	N	8260B	12/29/2011 18:52	<1.0 U ug/L	1.0 ug/L
34536	1,2-Dichlorobenzene	BP	N	8260B	12/29/2011 18:52	<1.0 U ug/L	1.0 ug/L
81595	2-Butanone (MEK)	BP	N	8260B	12/29/2011 18:52	<6.0 U ug/L	6.0 ug/L
34571	1,4-Dichlorobenzene	BP	N	8260B	12/29/2011 18:52	<1.0 U ug/L	1.0 ug/L
34541	1,2-Dichloropropane	BP	N	8260B	12/29/2011 18:52	<1.0 U ug/L	1.0 ug/L
77443	1,2,3-Trichloropropane	BP	N	8260B	12/29/2011 18:52	<2.5 U ug/L	2.5 ug/L
34516	1,1,2,2-Tetrachloroethane	BP	N	8260B	12/29/2011 18:52	<1.0 U ug/L	1.0 ug/L
34506	1,1,1-Trichloroethane	BP	N	8260B	12/29/2011 18:52	<1.0 U ug/L	1.0 ug/L
77562	1,1,1,2-Tetrachloroethane	BP	N	8260B	12/29/2011 18:52	<1.0 U ug/L	1.0 ug/L
34501	1,1-Dichloroethene	BP	N	8260B	12/29/2011 18:52	<1.0 U ug/L	1.0 ug/L
34496	1,1-Dichloroethane	BP	N	8260B	12/29/2011 18:52	<1.0 U ug/L	1.0 ug/L
34511	1,1,2-Trichloroethane	BP	N	8260B	12/29/2011 18:52	<1.0 U ug/L	1.0 ug/L
77103	2-Hexanone	BP	N	8260B	12/29/2011 18:52	<5.0 U ug/L	5.0 ug/L
32102	Carbon tetrachloride	BP	N	8260B	12/29/2011 18:52	<1.0 U ug/L	1.0 ug/L
77041	Carbon disulfide	BP	N	8260B	12/29/2011 18:52	<2.0 U ug/L	2.0 ug/L
34413	Bromomethane	BP	N	8260B	12/29/2011 18:52	<2.0 U ug/L	2.0 ug/L
32106	Chloroform	BP	N	8260B	12/29/2011 18:52	<1.0 U ug/L	1.0 ug/L
34311	Chloroethane	BP	N	8260B	12/29/2011 18:52	<2.0 U ug/L	2.0 ug/L
34301	Chlorobenzene	BP	N	8260B	12/29/2011 18:52	<1.0 U ug/L	1.0 ug/L

* Attach Laboratory Reports

PART III ANALYTICAL RESULTS

Facility GMS#:

Test Site ID #: 19340

Sample Date/Time: 12/21/2011 02:49PM

Report Period: 2011 / 4
Year / Qtr

Well Name: MW-3B

Classification of Groundwater: G-II

Groundwater Elevation (NGVD):

or (MSL): 50.21

Well Purged (Y/N): Y

Well Type:
( ) Background
( ) Detection
(X) Compliance
( ) Other

Storet Code	Parameter Monitored	Sampling Method	Field Filtered (Y/N)	Analysis Method	Analysis Date/Time	* Analysis Result/Units		Detection Limit/Units
32104	Bromoform	BP	N	8260B	12/29/2011 18:52	<1.0 U	ug/L	1.0 ug/L
81552	Acetone	BP	N	8260B	12/29/2011 18:52	<20 U	ug/L	20 ug/L
81596	4-Methyl-2-pentanone (MIBK)	BP	N	8260B	12/29/2011 18:52	<5.0 U	ug/L	5.0 ug/L
32101	Bromodichloromethane	BP	N	8260B	12/29/2011 18:52	<1.0 U	ug/L	1.0 ug/L
78124	Benzene	BP	N	8260B	12/29/2011 18:52	<1.0 U	ug/L	1.0 ug/L
73085	Bromochloromethane	BP	N	8260B	12/29/2011 18:52	<1.0 U	ug/L	1.0 ug/L
000406	Field pH	BP	N	Field Sampling	12/21/2011 14:49	5.57	SU	-
00010	Field Temperature	BP	N	Field Sampling	12/21/2011 14:49	24.6	Degrees C	-
82078	Field Turbidity	BP	N	Field Sampling	12/21/2011 14:49	8.04	NTU	-
082545	Groundwater Elevation	BP	N	Field Sampling	12/21/2011 14:49	50.21	ft/msl	-
000094	Field Conductivity	BP	N	Field Sampling	12/21/2011 14:49	121	umhos/cm	-
000299	Field Dissolved Oxygen	BP	N	Field Sampling	12/21/2011 14:49	5.5	mg/L	-
00080	Color	BP	N	SM 2120B	12/23/2011 10:37	<5.0 U	PCU	5.0 PCU
00410	Total Alkalinity	BP	N	SM 2320B	12/28/2011 19:44	53 V	mg/L	5.0 mg/L
70300	Total Dissolved Solids	BP	N	SM 2540C	12/28/2011 09:54	83	mg/L	10 mg/L

* Attach Laboratory Reports

PART III ANALYTICAL RESULTS

Facility GMS#:

Test Site ID #: 19339

Sample Date/Time: 12/21/2011 02:10PM

Report Period: 2011 / 4
Year / Qtr

Well Name: MW-3A

Classification of Groundwater: G-II

Groundwater Elevation (NGVD):

or (MSL): 50.19

Well Purged (Y/N): Y

Well Type:
( ) Background
( ) Detection
(X) Compliance
( ) Other

Storet Code	Parameter Monitored	Sampling Method	Field Filtered (Y/N)	Analysis Method	Analysis Date/Time	* Analysis Result/Units	Detection Limit/Units
00940	Chloride	BP	N	300.0	12/22/2011 15:22	3.5 mg/L	3.0 mg/L
00620	Nitrate as N	BP	N	300.0	12/22/2011 15:22	2.7 mg/L	0.50 mg/L
000610	Ammonia as N	BP	N	350.1	12/28/2011 13:26	0.030 I mg/L	0.10 mg/L
38437	1,2-Dibromo-3-Chloropropane	BP	N	504.1	12/23/2011 23:08	<0.020 U ug/L	0.020 ug/L
77651	1,2-Dibromoethane	BP	N	504.1	12/23/2011 23:08	<0.020 U ug/L	0.020 ug/L
000929	Sodium	BP	N	6010B	12/27/2011 22:20	2.8 V mg/L	1.0 mg/L
001077	Silver	BP	N	6010B	12/27/2011 22:20	<10 U ug/L	10 ug/L
001147	Selenium	BP	N	6010B	12/27/2011 22:20	<15 U ug/L	15 ug/L
001067	Nickel	BP	N	6010B	12/27/2011 22:20	<40 U ug/L	40 ug/L
001105	Aluminum	BP	N	6010B	12/28/2011 16:57	430 ug/L	100 ug/L
001034	Chromium	BP	N	6010B	12/27/2011 22:20	2.9 I ug/L	10 ug/L
001087	Vanadium	BP	N	6010B	12/27/2011 22:20	1.5 I ug/L	10 ug/L
001092	Zinc	BP	N	6010B	12/27/2011 22:20	5.5 I ug/L	20 ug/L
001037	Cobalt	BP	N	6010B	12/27/2011 22:20	<10 U ug/L	10 ug/L
001007	Barium	BP	N	6010B	12/27/2011 22:20	36 ug/L	10 ug/L
001027	Cadmium	BP	N	6010B	12/27/2011 22:20	0.48 I ug/L	5.0 ug/L
001042	Copper	BP	N	6010B	12/27/2011 22:20	6.4 I V ug/L	15 ug/L
001051	Lead	BP	N	6010B	12/27/2011 22:20	<9.0 U ug/L	9.0 ug/L
001055	Manganese	BP	N	6010B	12/27/2011 22:20	2.4 I ug/L	10 ug/L
001045	Iron	BP	N	6010B	12/27/2011 22:20	450 ug/L	100 ug/L
001059	Thallium	BP	N	6020	12/27/2011 20:05	0.041 I ug/L	1.0 ug/L
001097	Antimony	BP	N	6020	12/27/2011 20:05	<2.0 U ug/L	2.0 ug/L
001002	Arsenic	BP	N	6020	12/27/2011 20:05	<5.0 U ug/L	5.0 ug/L
001012	Beryllium	BP	N	6020	12/27/2011 20:05	<1.0 U ug/L	1.0 ug/L
71900	Mercury	BP	N	7470A	12/29/2011 18:33	0.032 I V ug/L	0.20 ug/L
34541	1,2-Dichloropropane	BP	N	8260B	12/29/2011 19:15	<1.0 U ug/L	1.0 ug/L
34531	1,2-Dichloroethane	BP	N	8260B	12/29/2011 19:15	<1.0 U ug/L	1.0 ug/L
34571	1,4-Dichlorobenzene	BP	N	8260B	12/29/2011 19:15	<1.0 U ug/L	1.0 ug/L
34506	1,1,1-Trichloroethane	BP	N	8260B	12/29/2011 19:15	<1.0 U ug/L	1.0 ug/L
77103	2-Hexanone	BP	N	8260B	12/29/2011 19:15	<5.0 U ug/L	5.0 ug/L
81595	2-Butanone (MEK)	BP	N	8260B	12/29/2011 19:15	<6.0 U ug/L	6.0 ug/L
34536	1,2-Dichlorobenzene	BP	N	8260B	12/29/2011 19:15	<1.0 U ug/L	1.0 ug/L

* Attach Laboratory Reports

PART III ANALYTICAL RESULTS

Facility GMS#:

Test Site ID #: 19339

Sample Date/Time: 12/21/2011 02:10PM

Report Period: 2011 / 4
Year / Qtr

Well Name: MW-3A

Classification of Groundwater: G-II

Groundwater Elevation (NGVD):

or (MSL): 50.19

Well Purged (Y/N): Y

Well Type:
( ) Background
( ) Detection
(X) Compliance
( ) Other

Storet Code	Parameter Monitored	Sampling Method	Field Filtered (Y/N)	Analysis Method	Analysis Date/Time	* Analysis Result/Units	Detection Limit/Units
34516	1,1,2,2-Tetrachloroethane	BP	N	8260B	12/29/2011 19:15	<1.0 U ug/L	1.0 ug/L
77562	1,1,1,2-Tetrachloroethane	BP	N	8260B	12/29/2011 19:15	<1.0 U ug/L	1.0 ug/L
34511	1,1,2-Trichloroethane	BP	N	8260B	12/29/2011 19:15	<1.0 U ug/L	1.0 ug/L
77443	1,2,3-Trichloropropane	BP	N	8260B	12/29/2011 19:15	<2.5 U ug/L	2.5 ug/L
34501	1,1-Dichloroethene	BP	N	8260B	12/29/2011 19:15	<1.0 U ug/L	1.0 ug/L
34496	1,1-Dichloroethane	BP	N	8260B	12/29/2011 19:15	<1.0 U ug/L	1.0 ug/L
81596	4-Methyl-2-pentanone (MIBK)	BP	N	8260B	12/29/2011 19:15	<5.0 U ug/L	5.0 ug/L
34475	Tetrachloroethene	BP	N	8260B	12/29/2011 19:15	<1.0 U ug/L	1.0 ug/L
77128	Styrene	BP	N	8260B	12/29/2011 19:15	<1.0 U ug/L	1.0 ug/L
34010	Toluene	BP	N	8260B	12/29/2011 19:15	<1.0 U ug/L	1.0 ug/L
34371	Ethylbenzene	BP	N	8260B	12/29/2011 19:15	<1.0 U ug/L	1.0 ug/L
77596	Dibromomethane	BP	N	8260B	12/29/2011 19:15	<1.0 U ug/L	1.0 ug/L
34423	Methylene Chloride	BP	N	8260B	12/29/2011 19:15	<2.0 U ug/L	2.0 ug/L
77424	Iodomethane	BP	N	8260B	12/29/2011 19:15	<1.0 U ug/L	1.0 ug/L
77057	Vinyl acetate	BP	N	8260B	12/29/2011 19:15	<3.0 U ug/L	3.0 ug/L
34488	Trichlorofluoromethane	BP	N	8260B	12/29/2011 19:15	<2.0 U ug/L	2.0 ug/L
81551	Xylenes (total)	BP	N	8260B	12/29/2011 19:15	<2.0 U ug/L	2.0 ug/L
39175	Vinyl chloride	BP	N	8260B	12/29/2011 19:15	<1.0 U ug/L	1.0 ug/L
34699	trans-1,3-Dichloropropene	BP	N	8260B	12/29/2011 19:15	<3.0 U ug/L	3.0 ug/L
34546	trans-1,2-Dichloroethene	BP	N	8260B	12/29/2011 19:15	<1.0 U ug/L	1.0 ug/L
39180	Trichloroethene	BP	N	8260B	12/29/2011 19:15	<1.0 U ug/L	1.0 ug/L
49263	trans-1,4-Dichloro-2-butene	BP	N	8260B	12/29/2011 19:15	<3.0 U ug/L	3.0 ug/L
32104	Bromoform	BP	N	8260B	12/29/2011 19:15	<1.0 U ug/L	1.0 ug/L
32101	Bromodichloromethane	BP	N	8260B	12/29/2011 19:15	<1.0 U ug/L	1.0 ug/L
77041	Carbon disulfide	BP	N	8260B	12/29/2011 19:15	<2.0 U ug/L	2.0 ug/L
34413	Bromomethane	BP	N	8260B	12/29/2011 19:15	<2.0 U ug/L	2.0 ug/L
34215	Acrylonitrile	BP	N	8260B	12/29/2011 19:15	<20 U ug/L	20 ug/L
81552	Acetone	BP	N	8260B	12/29/2011 19:15	<20 U ug/L	20 ug/L
73085	Bromochloromethane	BP	N	8260B	12/29/2011 19:15	<1.0 U ug/L	1.0 ug/L
78124	Benzene	BP	N	8260B	12/29/2011 19:15	<1.0 U ug/L	1.0 ug/L
77093	cis-1,2-Dichloroethene	BP	N	8260B	12/29/2011 19:15	<1.0 U ug/L	1.0 ug/L
34418	Chloromethane	BP	N	8260B	12/29/2011 19:15	<2.0 U ug/L	2.0 ug/L

* Attach Laboratory Reports

PART III ANALYTICAL RESULTS

Facility GMS#:

Test Site ID #: 19339

Sample Date/Time: 12/21/2011 02:10PM

Report Period: 2011 / 4
Year / Qtr

Well Name: MW-3A

Classification of Groundwater: G-II

Groundwater Elevation (NGVD):

or (MSL): 50.19

Well Purged (Y/N): Y

Well Type:
( ) Background
( ) Detection
(X) Compliance
( ) Other

Storet Code	Parameter Monitored	Sampling Method	Field Filtered (Y/N)	Analysis Method	Analysis Date/Time	* Analysis Result/Units		Detection Limit/Units
32105	Dibromochloromethane	BP	N	8260B	12/29/2011 19:15	<1.0 U	ug/L	1.0 ug/L
34704	cis-1,3-Dichloropropene	BP	N	8260B	12/29/2011 19:15	<1.0 U	ug/L	1.0 ug/L
34301	Chlorobenzene	BP	N	8260B	12/29/2011 19:15	<1.0 U	ug/L	1.0 ug/L
32102	Carbon tetrachloride	BP	N	8260B	12/29/2011 19:15	<1.0 U	ug/L	1.0 ug/L
32106	Chloroform	BP	N	8260B	12/29/2011 19:15	<1.0 U	ug/L	1.0 ug/L
34311	Chloroethane	BP	N	8260B	12/29/2011 19:15	<2.0 U	ug/L	2.0 ug/L
000299	Field Dissolved Oxygen	BP	N	Field Sampling	12/21/2011 14:10	6.0	mg/L	-
82078	Field Turbidity	BP	N	Field Sampling	12/21/2011 14:10	1.65	NTU	-
000406	Field pH	BP	N	Field Sampling	12/21/2011 14:10	5.24	SU	-
00010	Field Temperature	BP	N	Field Sampling	12/21/2011 14:10	25.0	Degrees C	-
000094	Field Conductivity	BP	N	Field Sampling	12/21/2011 14:10	82	umhos/cm	-
082545	Groundwater Elevation	BP	N	Field Sampling	12/21/2011 14:10	50.19	ft/msl	-
00080	Color	BP	N	SM 2120B	12/23/2011 10:37	<5.0 U	PCU	5.0 PCU
00410	Total Alkalinity	BP	N	SM 2320B	12/28/2011 19:52	16 V	mg/L	5.0 mg/L
70300	Total Dissolved Solids	BP	N	SM 2540C	12/28/2011 09:54	59	mg/L	10 mg/L

* Attach Laboratory Reports

PART III ANALYTICAL RESULTS

Facility GMS#: _____

Test Site ID #: _____

Sample Date/Time: 12/21/2011 02:10PM

Report Period: 2011 / 4
Year / Qtr

Well Name: TRIP BLANK 1

Classification of Groundwater: G-II

Groundwater Elevation (NGVD): _____

or (MSL): _____

Well Purged (Y/N): N

Well Type:
( ) Background
( ) Detection
( ) Compliance
(X) Other

Storet Code	Parameter Monitored	Sampling Method	Field Filtered (Y/N)	Analysis Method	Analysis Date/Time	* Analysis Result/Units	Detection Limit/Units
34301	Chlorobenzene	Z	N	8260B	12/29/2011 19:38	<1.0 U ug/L	1.0 ug/L
32102	Carbon tetrachloride	Z	N	8260B	12/29/2011 19:38	<1.0 U ug/L	1.0 ug/L
32106	Chloroform	Z	N	8260B	12/29/2011 19:38	<1.0 U ug/L	1.0 ug/L
34311	Chloroethane	Z	N	8260B	12/29/2011 19:38	<2.0 U ug/L	2.0 ug/L
77041	Carbon disulfide	Z	N	8260B	12/29/2011 19:38	<2.0 U ug/L	2.0 ug/L
32101	Bromodichloromethane	Z	N	8260B	12/29/2011 19:38	<1.0 U ug/L	1.0 ug/L
73085	Bromochloromethane	Z	N	8260B	12/29/2011 19:38	<1.0 U ug/L	1.0 ug/L
34413	Bromomethane	Z	N	8260B	12/29/2011 19:38	<2.0 U ug/L	2.0 ug/L
32104	Bromoform	Z	N	8260B	12/29/2011 19:38	<1.0 U ug/L	1.0 ug/L
34418	Chloromethane	Z	N	8260B	12/29/2011 19:38	<2.0 U ug/L	2.0 ug/L
77424	Iodomethane	Z	N	8260B	12/29/2011 19:38	<1.0 U ug/L	1.0 ug/L
34371	Ethylbenzene	Z	N	8260B	12/29/2011 19:38	<1.0 U ug/L	1.0 ug/L
77128	Styrene	Z	N	8260B	12/29/2011 19:38	<1.0 U ug/L	1.0 ug/L
34423	Methylene Chloride	Z	N	8260B	12/29/2011 19:38	<2.0 U ug/L	2.0 ug/L
77596	Dibromomethane	Z	N	8260B	12/29/2011 19:38	<1.0 U ug/L	1.0 ug/L
34704	cis-1,3-Dichloropropene	Z	N	8260B	12/29/2011 19:38	<1.0 U ug/L	1.0 ug/L
77093	cis-1,2-Dichloroethene	Z	N	8260B	12/29/2011 19:38	<1.0 U ug/L	1.0 ug/L
32105	Dibromochloromethane	Z	N	8260B	12/29/2011 19:38	<1.0 U ug/L	1.0 ug/L
77443	1,2,3-Trichloropropane	Z	N	8260B	12/29/2011 19:38	<2.5 U ug/L	2.5 ug/L
34501	1,1-Dichloroethene	Z	N	8260B	12/29/2011 19:38	<1.0 U ug/L	1.0 ug/L
34536	1,2-Dichlorobenzene	Z	N	8260B	12/29/2011 19:38	<1.0 U ug/L	1.0 ug/L
34496	1,1-Dichloroethane	Z	N	8260B	12/29/2011 19:38	<1.0 U ug/L	1.0 ug/L
34506	1,1,1-Trichloroethane	Z	N	8260B	12/29/2011 19:38	<1.0 U ug/L	1.0 ug/L
77562	1,1,1,2-Tetrachloroethane	Z	N	8260B	12/29/2011 19:38	<1.0 U ug/L	1.0 ug/L
34511	1,1,2-Trichloroethane	Z	N	8260B	12/29/2011 19:38	<1.0 U ug/L	1.0 ug/L
34516	1,1,2,2-Tetrachloroethane	Z	N	8260B	12/29/2011 19:38	<1.0 U ug/L	1.0 ug/L
34531	1,2-Dichloroethane	Z	N	8260B	12/29/2011 19:38	<1.0 U ug/L	1.0 ug/L
81552	Acetone	Z	N	8260B	12/29/2011 19:38	<20 U ug/L	20 ug/L
81596	4-Methyl-2-pentanone (MIBK)	Z	N	8260B	12/29/2011 19:38	<5.0 U ug/L	5.0 ug/L
78124	Benzene	Z	N	8260B	12/29/2011 19:38	<1.0 U ug/L	1.0 ug/L
34215	Acrylonitrile	Z	N	8260B	12/29/2011 19:38	<20 U ug/L	20 ug/L
34571	1,4-Dichlorobenzene	Z	N	8260B	12/29/2011 19:38	<1.0 U ug/L	1.0 ug/L

* Attach Laboratory Reports

PART III ANALYTICAL RESULTS

Facility GMS#: _____

Test Site ID #: _____

Sample Date/Time: 12/21/2011 02:10PM

Report Period: 2011 / 4
Year / Qtr

Well Name: TRIP BLANK 1

Classification of Groundwater: G-II

Groundwater Elevation (NGVD): _____

or (MSL): _____

Well Purged (Y/N): N

Well Type:
( ) Background
( ) Detection
( ) Compliance
(X) Other

Storet Code	Parameter Monitored	Sampling Method	Field Filtered (Y/N)	Analysis Method	Analysis Date/Time	* Analysis Result/Units	Detection Limit/Units
34541	1,2-Dichloropropane	Z	N	8260B	12/29/2011 19:38	<1.0 U ug/L	1.0 ug/L
77103	2-Hexanone	Z	N	8260B	12/29/2011 19:38	<5.0 U ug/L	5.0 ug/L
81595	2-Butanone (MEK)	Z	N	8260B	12/29/2011 19:38	<6.0 U ug/L	6.0 ug/L
34488	Trichlorofluoromethane	Z	N	8260B	12/29/2011 19:38	<2.0 U ug/L	2.0 ug/L
39180	Trichloroethene	Z	N	8260B	12/29/2011 19:38	<1.0 U ug/L	1.0 ug/L
77057	Vinyl acetate	Z	N	8260B	12/29/2011 19:38	<3.0 U ug/L	3.0 ug/L
81551	Xylenes (total)	Z	N	8260B	12/29/2011 19:38	<2.0 U ug/L	2.0 ug/L
39175	Vinyl chloride	Z	N	8260B	12/29/2011 19:38	<1.0 U ug/L	1.0 ug/L
49263	trans-1,4-Dichloro-2-butene	Z	N	8260B	12/29/2011 19:38	<3.0 U ug/L	3.0 ug/L
34475	Tetrachloroethene	Z	N	8260B	12/29/2011 19:38	<1.0 U ug/L	1.0 ug/L
34010	Toluene	Z	N	8260B	12/29/2011 19:38	<1.0 U ug/L	1.0 ug/L
34699	trans-1,3-Dichloropropene	Z	N	8260B	12/29/2011 19:38	<3.0 U ug/L	3.0 ug/L
34546	trans-1,2-Dichloroethene	Z	N	8260B	12/29/2011 19:38	<1.0 U ug/L	1.0 ug/L

* Attach Laboratory Reports

PART III ANALYTICAL RESULTS

Facility GMS#: _____

Test Site ID #: 22828

Sample Date/Time: 12/22/2011 01:30PM

Report Period: 2011 / 4
Year / Qtr

Well Name: L-1

Classification of Groundwater: G-II

Groundwater Elevation (NGVD): _____

or (MSL): _____

Well Purged (Y/N): N

Well Type:
( ) Background
( ) Detection
( ) Compliance
(X) Other

Storet Code	Parameter Monitored	Sampling Method	Field Filtered (Y/N)	Analysis Method	Analysis Date/Time	* Analysis Result/Units		Detection Limit/Units
00620	Nitrate as N	Z	N	300.0	12/23/2011 21:54	<0.50 U	mg/L	0.50 mg/L
00940	Chloride	Z	N	300.0	12/24/2011 01:16	320	mg/L	30 mg/L
000610	Ammonia as N	Z	N	350.1	12/30/2011 13:36	50	mg/L	1.0 mg/L
00340	Chemical Oxygen Demand (CO	Z	N	410.4	12/29/2011 12:08	280	mg/L	40 mg/L
77651	1,2-Dibromoethane	Z	N	504.1	12/30/2011 10:49	<0.020 U	ug/L	0.020 ug/L
38437	1,2-Dibromo-3-Chloropropane	Z	N	504.1	12/30/2011 10:49	<0.020 U	ug/L	0.020 ug/L
001007	Barium	Z	N	6010B	12/28/2011 18:19	90	ug/L	10 ug/L
001051	Lead	Z	N	6010B	12/28/2011 18:19	<9.0 U	ug/L	9.0 ug/L
001067	Nickel	Z	N	6010B	12/28/2011 18:19	3.7 I	ug/L	40 ug/L
001077	Silver	Z	N	6010B	12/28/2011 18:19	<10 U	ug/L	10 ug/L
001147	Selenium	Z	N	6010B	12/28/2011 18:19	<15 U	ug/L	15 ug/L
001042	Copper	Z	N	6010B	12/28/2011 18:19	31	ug/L	15 ug/L
001045	Iron	Z	N	6010B	12/28/2011 18:19	5900	ug/L	100 ug/L
001037	Cobalt	Z	N	6010B	12/28/2011 18:19	<10 U	ug/L	10 ug/L
001027	Cadmium	Z	N	6010B	12/28/2011 18:19	<5.0 U	ug/L	5.0 ug/L
001034	Chromium	Z	N	6010B	12/28/2011 18:19	2.9 I	ug/L	10 ug/L
000929	Sodium	Z	N	6010B	12/28/2011 18:19	240	mg/L	1.0 mg/L
001102	Tin	Z	N	6010B	12/28/2011 18:19	<100 U	ug/L	100 ug/L
001087	Vanadium	Z	N	6010B	12/28/2011 18:19	2.3 I	ug/L	10 ug/L
001092	Zinc	Z	N	6010B	12/28/2011 18:19	27	ug/L	20 ug/L
001097	Antimony	Z	N	6020	12/28/2011 00:21	0.44 I	ug/L	2.0 ug/L
001002	Arsenic	Z	N	6020	12/28/2011 00:21	7.0	ug/L	5.0 ug/L
001012	Beryllium	Z	N	6020	12/28/2011 00:21	<1.0 U	ug/L	1.0 ug/L
001059	Thallium	Z	N	6020	12/28/2011 00:21	0.051 I	ug/L	1.0 ug/L
71900	Mercury	Z	N	7470A	12/29/2011 19:26	0.035 I V	ug/L	0.20 ug/L
39380	Dieldrin	Z	N	8081A	01/03/2012 16:36	<0.24 U	ug/L	0.24 ug/L
34259	delta-BHC	Z	N	8081A	01/03/2012 16:36	<0.24 U	ug/L	0.24 ug/L
34361	Endosulfan I	Z	N	8081A	01/03/2012 16:36	<0.24 U	ug/L	0.24 ug/L
34366	Endrin aldehyde	Z	N	8081A	01/03/2012 16:36	<0.24 U	ug/L	0.24 ug/L
34351	Endosulfan sulfate	Z	N	8081A	01/03/2012 16:36	<0.24 U	ug/L	0.24 ug/L
39370	4,4'-DDT	Z	N	8081A	01/03/2012 16:36	<0.24 U	ug/L	0.24 ug/L
39360	4,4'-DDD	Z	N	8081A	01/03/2012 16:36	<0.24 U	ug/L	0.24 ug/L

* Attach Laboratory Reports

PART III ANALYTICAL RESULTS

Facility GMS#: _____

Test Site ID #: 22828

Sample Date/Time: 12/22/2011 01:30PM

Report Period: 2011 / 4
Year / Qtr

Well Name: L-1

Classification of Groundwater: G-II

Groundwater Elevation (NGVD): _____

or (MSL): _____

Well Purged (Y/N): N

Well Type:
( ) Background
( ) Detection
( ) Compliance
(X) Other

Storet Code	Parameter Monitored	Sampling Method	Field Filtered (Y/N)	Analysis Method	Analysis Date/Time	* Analysis Result/Units	Detection Limit/Units
39330	Aldrin	Z	N	8081A	01/03/2012 16:36	<0.24 U ug/L	0.24 ug/L
39338	beta-BHC	Z	N	8081A	01/03/2012 16:36	<0.24 U ug/L	0.24 ug/L
39337	alpha-BHC	Z	N	8081A	01/03/2012 16:36	<0.24 U ug/L	0.24 ug/L
039350	Technical Chlordane	Z	N	8081A	01/03/2012 16:36	<2.4 U ug/L	2.4 ug/L
39480	Methoxychlor	Z	N	8081A	01/03/2012 16:36	<0.49 U ug/L	0.49 ug/L
34356	Endosulfan II	Z	N	8081A	01/03/2012 16:36	<0.24 U ug/L	0.24 ug/L
39365	4,4'-DDE	Z	N	8081A	01/03/2012 16:36	<0.24 U ug/L	0.24 ug/L
39400	Toxaphene	Z	N	8081A	01/03/2012 16:36	<9.7 U ug/L	9.7 ug/L
39340	gamma-BHC (Lindane)	Z	N	8081A	01/03/2012 16:36	0.043 I ug/L	0.24 ug/L
39390	Endrin	Z	N	8081A	01/03/2012 16:36	<0.24 U ug/L	0.24 ug/L
39420	Heptachlor epoxide	Z	N	8081A	01/03/2012 16:36	<0.24 U ug/L	0.24 ug/L
81281	Kepone	Z	N	8081A	01/03/2012 16:36	<4.9 U ug/L	4.9 ug/L
39410	Heptachlor	Z	N	8081A	01/03/2012 16:36	<0.24 U ug/L	0.24 ug/L
39504	Aroclor 1254	Z	N	8082	12/28/2011 16:55	<0.97 U ug/L	0.97 ug/L
34671	Aroclor 1016	Z	N	8082	12/28/2011 16:55	<0.97 U ug/L	0.97 ug/L
39488	Aroclor 1221	Z	N	8082	12/28/2011 16:55	<0.97 U ug/L	0.97 ug/L
39508	Aroclor 1260	Z	N	8082	12/28/2011 16:55	<0.97 U ug/L	0.97 ug/L
39492	Aroclor 1232	Z	N	8082	12/28/2011 16:55	<0.97 U ug/L	0.97 ug/L
39500	Aroclor 1248	Z	N	8082	12/28/2011 16:55	<0.97 U ug/L	0.97 ug/L
39496	Aroclor 1242	Z	N	8082	12/28/2011 16:55	<0.97 U ug/L	0.97 ug/L
39730	2,4-D	Z	N	8151A	01/04/2012 10:53	<7.7 U ug/L	7.7 ug/L
39740	2,4,5-T	Z	N	8151A	01/04/2012 10:53	<1.9 U ug/L	1.9 ug/L
39760	2,4,5-TP (Silvex)	Z	N	8151A	01/04/2012 10:53	<1.9 U ug/L	1.9 ug/L
81596	4-Methyl-2-pentanone (MIBK)	Z	N	8260B	12/30/2011 15:39	<5.0 U ug/L	5.0 ug/L
81552	Acetone	Z	N	8260B	12/30/2011 15:39	42 V ug/L	20 ug/L
78109	3-Chloropropene	Z	N	8260B	12/30/2011 15:39	<2.0 U ug/L	2.0 ug/L
77170	2,2-Dichloropropane	Z	N	8260B	12/30/2011 15:39	<1.0 U ug/L	1.0 ug/L
81595	2-Butanone (MEK)	Z	N	8260B	12/30/2011 15:39	28 ug/L	6.0 ug/L
77103	2-Hexanone	Z	N	8260B	12/30/2011 15:39	<5.0 U ug/L	5.0 ug/L
76997	Acetonitrile	Z	N	8260B	12/30/2011 15:39	<30 U ug/L	30 ug/L
32101	Bromodichloromethane	Z	N	8260B	12/30/2011 15:39	<1.0 U ug/L	1.0 ug/L
32104	Bromoform	Z	N	8260B	12/30/2011 15:39	<1.0 U ug/L	1.0 ug/L

* Attach Laboratory Reports

PART III ANALYTICAL RESULTS

Facility GMS#: _____

Test Site ID #: 22828

Sample Date/Time: 12/22/2011 01:30PM

Report Period: 2011 / 4
Year / Qtr

Well Name: L-1

Classification of Groundwater: G-II

Groundwater Elevation (NGVD): _____

or (MSL): _____

Well Purged (Y/N): N

Well Type:
( ) Background
( ) Detection
( ) Compliance
(X) Other

Storet Code	Parameter Monitored	Sampling Method	Field Filtered (Y/N)	Analysis Method	Analysis Date/Time	* Analysis Result/Units	Detection Limit/Units
34413	Bromomethane	Z	N	8260B	12/30/2011 15:39	<2.0 U ug/L	2.0 ug/L
73085	Bromochloromethane	Z	N	8260B	12/30/2011 15:39	<1.0 U ug/L	1.0 ug/L
34210	Acrolein	Z	N	8260B	12/30/2011 15:39	<20 U ug/L	20 ug/L
34215	Acrylonitrile	Z	N	8260B	12/30/2011 15:39	<20 U ug/L	20 ug/L
78124	Benzene	Z	N	8260B	12/30/2011 15:39	1.3 ug/L	1.0 ug/L
34496	1,1-Dichloroethane	Z	N	8260B	12/30/2011 15:39	<1.0 U ug/L	1.0 ug/L
34501	1,1-Dichloroethene	Z	N	8260B	12/30/2011 15:39	<1.0 U ug/L	1.0 ug/L
77168	1,1-Dichloropropene	Z	N	8260B	12/30/2011 15:39	<1.0 U ug/L	1.0 ug/L
34511	1,1,2-Trichloroethane	Z	N	8260B	12/30/2011 15:39	<1.0 U ug/L	1.0 ug/L
77562	1,1,1,2-Tetrachloroethane	Z	N	8260B	12/30/2011 15:39	<1.0 U ug/L	1.0 ug/L
34506	1,1,1-Trichloroethane	Z	N	8260B	12/30/2011 15:39	<1.0 U ug/L	1.0 ug/L
34516	1,1,2,2-Tetrachloroethane	Z	N	8260B	12/30/2011 15:39	<1.0 U ug/L	1.0 ug/L
77443	1,2,3-Trichloropropane	Z	N	8260B	12/30/2011 15:39	<2.5 U ug/L	2.5 ug/L
34566	1,3-Dichlorobenzene	Z	N	8260B	12/30/2011 15:39	<1.0 U ug/L	1.0 ug/L
77173	1,3-Dichloropropane	Z	N	8260B	12/30/2011 15:39	<1.0 U ug/L	1.0 ug/L
34571	1,4-Dichlorobenzene	Z	N	8260B	12/30/2011 15:39	0.43 I ug/L	1.0 ug/L
34541	1,2-Dichloropropane	Z	N	8260B	12/30/2011 15:39	<1.0 U ug/L	1.0 ug/L
34536	1,2-Dichlorobenzene	Z	N	8260B	12/30/2011 15:39	<1.0 U ug/L	1.0 ug/L
34531	1,2-Dichloroethane	Z	N	8260B	12/30/2011 15:39	1.2 ug/L	1.0 ug/L
34475	Tetrachloroethene	Z	N	8260B	12/30/2011 15:39	<1.0 U ug/L	1.0 ug/L
77128	Styrene	Z	N	8260B	12/30/2011 15:39	<1.0 U ug/L	1.0 ug/L
34010	Toluene	Z	N	8260B	12/30/2011 15:39	0.46 I ug/L	1.0 ug/L
81597	Methyl methacrylate	Z	N	8260B	12/30/2011 15:39	<4.0 U ug/L	4.0 ug/L
81593	Methacrylonitrile	Z	N	8260B	12/30/2011 15:39	<10 U ug/L	10 ug/L
77007	Propionitrile	Z	N	8260B	12/30/2011 15:39	<20 U ug/L	20 ug/L
34423	Methylene Chloride	Z	N	8260B	12/30/2011 15:39	0.93 I V ug/L	2.0 ug/L
81551	Xylenes (total)	Z	N	8260B	12/30/2011 15:39	3.7 ug/L	2.0 ug/L
34488	Trichlorofluoromethane	Z	N	8260B	12/30/2011 15:39	<2.0 U ug/L	2.0 ug/L
77057	Vinyl acetate	Z	N	8260B	12/30/2011 15:39	<3.0 U ug/L	3.0 ug/L
39175	Vinyl chloride	Z	N	8260B	12/30/2011 15:39	<1.0 U ug/L	1.0 ug/L
34699	trans-1,3-Dichloropropene	Z	N	8260B	12/30/2011 15:39	<3.0 U ug/L	3.0 ug/L
34546	trans-1,2-Dichloroethene	Z	N	8260B	12/30/2011 15:39	<1.0 U ug/L	1.0 ug/L

* Attach Laboratory Reports

PART III ANALYTICAL RESULTS

Facility GMS#: _____

Test Site ID #: 22828

Sample Date/Time: 12/22/2011 01:30PM

Report Period: 2011 / 4
Year / Qtr

Well Name: L-1

Classification of Groundwater: G-II

Groundwater Elevation (NGVD): _____

or (MSL): _____

Well Purged (Y/N): N

Well Type:
( ) Background
( ) Detection
( ) Compliance
(X) Other

Storet Code	Parameter Monitored	Sampling Method	Field Filtered (Y/N)	Analysis Method	Analysis Date/Time	* Analysis Result/Units	Detection Limit/Units
39180	Trichloroethene	Z	N	8260B	12/30/2011 15:39	<1.0 U ug/L	1.0 ug/L
49263	trans-1,4-Dichloro-2-butene	Z	N	8260B	12/30/2011 15:39	<3.0 U ug/L	3.0 ug/L
77033	Isobutyl alcohol	Z	N	8260B	12/30/2011 15:39	<110 U ug/L	110 ug/L
34418	Chloromethane	Z	N	8260B	12/30/2011 15:39	<2.0 U ug/L	2.0 ug/L
32106	Chloroform	Z	N	8260B	12/30/2011 15:39	<1.0 U ug/L	1.0 ug/L
77093	cis-1,2-Dichloroethene	Z	N	8260B	12/30/2011 15:39	0.32 I ug/L	1.0 ug/L
81520	Chloroprene	Z	N	8260B	12/30/2011 15:39	<1.0 U ug/L	1.0 ug/L
34301	Chlorobenzene	Z	N	8260B	12/30/2011 15:39	<1.0 U ug/L	1.0 ug/L
32102	Carbon tetrachloride	Z	N	8260B	12/30/2011 15:39	<1.0 U ug/L	1.0 ug/L
34311	Chloroethane	Z	N	8260B	12/30/2011 15:39	<2.0 U ug/L	2.0 ug/L
77041	Carbon disulfide	Z	N	8260B	12/30/2011 15:39	0.68 I ug/L	2.0 ug/L
73570	Ethyl methacrylate	Z	N	8260B	12/30/2011 15:39	<3.0 U ug/L	3.0 ug/L
34668	Dichlorodifluoromethane	Z	N	8260B	12/30/2011 15:39	<2.0 U ug/L	2.0 ug/L
34371	Ethylbenzene	Z	N	8260B	12/30/2011 15:39	0.20 I ug/L	1.0 ug/L
77424	Iodomethane	Z	N	8260B	12/30/2011 15:39	<1.0 U ug/L	1.0 ug/L
32105	Dibromochloromethane	Z	N	8260B	12/30/2011 15:39	<1.0 U ug/L	1.0 ug/L
34704	cis-1,3-Dichloropropene	Z	N	8260B	12/30/2011 15:39	<1.0 U ug/L	1.0 ug/L
77596	Dibromomethane	Z	N	8260B	12/30/2011 15:39	<1.0 U ug/L	1.0 ug/L
73653	1,3,5-Trinitrobenzene	Z	N	8270C	12/29/2011 21:34	<48 U ug/L	48 ug/L
45622	1,3-Dinitrobenzene	Z	N	8270C	12/29/2011 21:34	<9.6 U ug/L	9.6 ug/L
34551	1,2,4-Trichlorobenzene	Z	N	8270C	12/29/2011 21:34	<3.8 U ug/L	3.8 ug/L
34601	2,4-Dichlorophenol	Z	N	8270C	12/29/2011 21:34	<9.6 U ug/L	9.6 ug/L
77734	1,2,4,5-Tetrachlorobenzene	Z	N	8270C	12/29/2011 21:34	<9.6 U ug/L	9.6 ug/L
73599	1,4-Naphthoquinone	Z	N	8270C	12/29/2011 21:34	<48 U ug/L	48 ug/L
34621	2,4,6-Trichlorophenol	Z	N	8270C	12/29/2011 21:34	<9.6 U ug/L	9.6 ug/L
34606	2,4-Dimethylphenol	Z	N	8270C	12/29/2011 21:34	<9.6 U ug/L	9.6 ug/L
77687	2,4,5-Trichlorophenol	Z	N	8270C	12/29/2011 21:34	<9.6 U ug/L	9.6 ug/L
73600	1-Naphthylamine	Z	N	8270C	12/29/2011 21:34	<9.6 U ug/L	9.6 ug/L
34283	2,2'-oxybis(1-chloropropane)	Z	N	8270C	12/29/2011 21:34	<9.6 U ug/L	9.6 ug/L
77770	2,3,4,6-Tetrachlorophenol	Z	N	8270C	12/29/2011 21:34	<48 U ug/L	48 ug/L
34521	Benzo(ghi)perylene	Z	N	8270C	12/29/2011 21:34	<3.8 U ug/L	3.8 ug/L
34230	Benzo(b)fluoranthene	Z	N	8270C	12/29/2011 21:34	<3.8 U ug/L	3.8 ug/L

* Attach Laboratory Reports

PART III ANALYTICAL RESULTS

Facility GMS#: _____

Test Site ID #: 22828

Sample Date/Time: 12/22/2011 01:30PM

Report Period: 2011 / 4
Year / Qtr

Well Name: L-1

Classification of Groundwater: G-II

Groundwater Elevation (NGVD): _____

or (MSL): _____

Well Purged (Y/N): N

Well Type:
( ) Background
( ) Detection
( ) Compliance
(X) Other

Storet Code	Parameter Monitored	Sampling Method	Field Filtered (Y/N)	Analysis Method	Analysis Date/Time	* Analysis Result/Units	Detection Limit/Units
34247	Benzo(a)pyrene	Z	N	8270C	12/29/2011 21:34	<3.8 U ug/L	3.8 ug/L
34278	Bis(2-chloroethoxy)methane	Z	N	8270C	12/29/2011 21:34	<9.6 U ug/L	9.6 ug/L
77147	Benzyl alcohol	Z	N	8270C	12/29/2011 21:34	<9.6 U ug/L	9.6 ug/L
34242	Benzo(k)fluoranthene	Z	N	8270C	12/29/2011 21:34	<3.8 U ug/L	3.8 ug/L
34526	Benz(a)anthracene	Z	N	8270C	12/29/2011 21:34	<3.8 U ug/L	3.8 ug/L
34205	Acenaphthene	Z	N	8270C	12/29/2011 21:34	<3.8 U ug/L	3.8 ug/L
73559	7,12-Dimethylbenz(a)anthracen	Z	N	8270C	12/29/2011 21:34	<19 U ug/L	19 ug/L
73622	5-Nitro-o-toluidine	Z	N	8270C	12/29/2011 21:34	<19 U ug/L	19 ug/L
34220	Anthracene	Z	N	8270C	12/29/2011 21:34	<3.8 U ug/L	3.8 ug/L
81553	Acetophenone	Z	N	8270C	12/29/2011 21:34	1.7 I ug/L	9.6 ug/L
34200	Acenaphthylene	Z	N	8270C	12/29/2011 21:34	<3.8 U ug/L	3.8 ug/L
34657	4,6-Dinitro-2-methylphenol	Z	N	8270C	12/29/2011 21:34	<48 U ug/L	48 ug/L
77581	4-Aminobiphenyl	Z	N	8270C	12/29/2011 21:34	<48 U ug/L	48 ug/L
34636	4-Bromophenyl phenyl ether	Z	N	8270C	12/29/2011 21:34	<9.6 U ug/L	9.6 ug/L
78300	3-Nitroaniline	Z	N	8270C	12/29/2011 21:34	<9.6 U ug/L	9.6 ug/L
82213	3,3'-Dimethylbenzidine	Z	N	8270C	12/29/2011 21:34	<19 U ug/L	19 ug/L
73591	3-Methylcholanthrene	Z	N	8270C	12/29/2011 21:34	<19 U ug/L	19 ug/L
977148	3-Methylphenol & 4-Methylphe	Z	N	8270C	12/29/2011 21:34	0.83 I ug/L	9.6 ug/L
30342	4-Nitroaniline	Z	N	8270C	12/29/2011 21:34	<9.6 U ug/L	9.6 ug/L
34646	4-Nitrophenol	Z	N	8270C	12/29/2011 21:34	<9.6 U ug/L	9.6 ug/L
73628	4-Phenylenediamine	Z	N	8270C	12/29/2011 21:34	<96 U ug/L	96 ug/L
73558	4-Dimethylaminoazobenzene	Z	N	8270C	12/29/2011 21:34	<19 U ug/L	19 ug/L
34452	4-Chloro-3-methylphenol	Z	N	8270C	12/29/2011 21:34	<9.6 U ug/L	9.6 ug/L
73529	4-Chloroaniline	Z	N	8270C	12/29/2011 21:34	<9.6 U ug/L	9.6 ug/L
34641	4-Chlorophenyl phenyl ether	Z	N	8270C	12/29/2011 21:34	<9.6 U ug/L	9.6 ug/L
34631	3,3'-Dichlorobenzidine	Z	N	8270C	12/29/2011 21:34	<48 U ug/L	48 ug/L
73501	2-Acetylaminofluorene	Z	N	8270C	12/29/2011 21:34	<96 U ug/L	96 ug/L
34581	2-Chloronaphthalene	Z	N	8270C	12/29/2011 21:34	<3.8 U ug/L	3.8 ug/L
34586	2-Chlorophenol	Z	N	8270C	12/29/2011 21:34	<9.6 U ug/L	9.6 ug/L
34626	2,6-Dinitrotoluene	Z	N	8270C	12/29/2011 21:34	<9.6 U ug/L	9.6 ug/L
34616	2,4-Dinitrophenol	Z	N	8270C	12/29/2011 21:34	<29 U ug/L	29 ug/L
34611	2,4-Dinitrotoluene	Z	N	8270C	12/29/2011 21:34	<9.6 U ug/L	9.6 ug/L

* Attach Laboratory Reports

PART III ANALYTICAL RESULTS

Facility GMS#: _____

Test Site ID #: 22828

Sample Date/Time: 12/22/2011 01:30PM

Report Period: 2011 / 4
Year / Qtr

Well Name: L-1

Classification of Groundwater: G-II

Groundwater Elevation (NGVD): _____

or (MSL): _____

Well Purged (Y/N): N

Well Type:
( ) Background
( ) Detection
( ) Compliance
(X) Other

Storet Code	Parameter Monitored	Sampling Method	Field Filtered (Y/N)	Analysis Method	Analysis Date/Time	* Analysis Result/Units	Detection Limit/Units
77541	2,6-Dichlorophenol	Z	N	8270C	12/29/2011 21:34	<9.6 U ug/L	9.6 ug/L
73601	2-Naphthylamine	Z	N	8270C	12/29/2011 21:34	<9.6 U ug/L	9.6 ug/L
78142	2-Nitroaniline	Z	N	8270C	12/29/2011 21:34	<9.6 U ug/L	9.6 ug/L
34591	2-Nitrophenol	Z	N	8270C	12/29/2011 21:34	<9.6 U ug/L	9.6 ug/L
77152	2-Methylphenol	Z	N	8270C	12/29/2011 21:34	<9.6 U ug/L	9.6 ug/L
77416	2-Methylnaphthalene	Z	N	8270C	12/29/2011 21:34	<3.8 U ug/L	3.8 ug/L
34273	bis(2-Chloroethyl) ether	Z	N	8270C	12/29/2011 21:34	<9.6 U ug/L	9.6 ug/L
73595	Methyl methanesulfonate	Z	N	8270C	12/29/2011 21:34	<9.6 U ug/L	9.6 ug/L
39600	Methyl parathion	Z	N	8270C	12/29/2011 21:34	<48 U ug/L	48 ug/L
73589	Methapyrilene	Z	N	8270C	12/29/2011 21:34	<48 U ug/L	48 ug/L
34408	Isophorone	Z	N	8270C	12/29/2011 21:34	<9.6 U ug/L	9.6 ug/L
73582	Isosafrole	Z	N	8270C	12/29/2011 21:34	<3.3 U ug/L	3.3 ug/L
34438	N-Nitrosodimethylamine	Z	N	8270C	12/29/2011 21:34	<9.6 U ug/L	9.6 ug/L
34433	N-Nitrosodiphenylamine	Z	N	8270C	12/29/2011 21:34	<9.6 U ug/L	9.6 ug/L
73611	N-Nitrosodiethylamine	Z	N	8270C	12/29/2011 21:34	<9.6 U ug/L	9.6 ug/L
73609	N-Nitrosodi-n-butylamine	Z	N	8270C	12/29/2011 21:34	<9.6 U ug/L	9.6 ug/L
34428	N-Nitrosodi-n-propylamine	Z	N	8270C	12/29/2011 21:34	<9.6 U ug/L	9.6 ug/L
39430	Isodrin	Z	N	8270C	12/29/2011 21:34	<9.6 U ug/L	9.6 ug/L
34381	Fluorene	Z	N	8270C	12/29/2011 21:34	<3.8 U ug/L	3.8 ug/L
39700	Hexachlorobenzene	Z	N	8270C	12/29/2011 21:34	<9.6 U ug/L	9.6 ug/L
34376	Fluoranthene	Z	N	8270C	12/29/2011 21:34	<3.8 U ug/L	3.8 ug/L
46315	Ethyl Parathion	Z	N	8270C	12/29/2011 21:34	<48 U ug/L	48 ug/L
38462	Famphur	Z	N	8270C	12/29/2011 21:34	<96 U ug/L	96 ug/L
73576	Hexachloropropene	Z	N	8270C	12/29/2011 21:34	<96 U ug/L	96 ug/L
34403	Indeno(1,2,3-cd)pyrene	Z	N	8270C	12/29/2011 21:34	<3.8 U ug/L	3.8 ug/L
34396	Hexachloroethane	Z	N	8270C	12/29/2011 21:34	<9.6 U ug/L	9.6 ug/L
34391	Hexachlorobutadiene	Z	N	8270C	12/29/2011 21:34	<9.6 U ug/L	9.6 ug/L
34386	Hexachlorocyclopentadiene	Z	N	8270C	12/29/2011 21:34	<48 U ug/L	48 ug/L
34694	Phenol	Z	N	8270C	12/29/2011 21:34	<9.6 U ug/L	9.6 ug/L
46313	Phorate	Z	N	8270C	12/29/2011 21:34	<48 U ug/L	48 ug/L
73626	Phenacetin	Z	N	8270C	12/29/2011 21:34	<19 U ug/L	19 ug/L
34461	Phenanthrene	Z	N	8270C	12/29/2011 21:34	<3.8 U ug/L	3.8 ug/L

* Attach Laboratory Reports

PART III ANALYTICAL RESULTS

Facility GMS#: _____

Test Site ID #: 22828

Sample Date/Time: 12/22/2011 01:30PM

Report Period: 2011 / 4
Year / Qtr

Well Name: L-1

Classification of Groundwater: G-II

Groundwater Elevation (NGVD): _____

or (MSL): _____

Well Purged (Y/N): N

Well Type:
( ) Background
( ) Detection
( ) Compliance
(X) Other

Storet Code	Parameter Monitored	Sampling Method	Field Filtered (Y/N)	Analysis Method	Analysis Date/Time	* Analysis Result/Units		Detection Limit/Units	
73553	Thionazin	Z	N	8270C	12/29/2011 21:34	<48 U	ug/L	48	ug/L
77545	Safrole	Z	N	8270C	12/29/2011 21:34	<19 U	ug/L	19	ug/L
39080	Pronamide	Z	N	8270C	12/29/2011 21:34	<19 U	ug/L	19	ug/L
34469	Pyrene	Z	N	8270C	12/29/2011 21:34	<9.6 U	ug/L	9.6	ug/L
39032	Pentachlorophenol	Z	N	8270C	12/29/2011 21:34	<48 U	ug/L	48	ug/L
34696	Naphthalene	Z	N	8270C	12/29/2011 21:34	<3.8 U	ug/L	3.8	ug/L
78206	N-Nitrosopyrrolidine	Z	N	8270C	12/29/2011 21:34	<9.6 U	ug/L	9.6	ug/L
73613	N-Nitrosomethylethylamine	Z	N	8270C	12/29/2011 21:34	<9.6 U	ug/L	9.6	ug/L
73619	N-Nitrosopiperidine	Z	N	8270C	12/29/2011 21:34	<9.6 U	ug/L	9.6	ug/L
77793	Pentachlorobenzene	Z	N	8270C	12/29/2011 21:34	<9.6 U	ug/L	9.6	ug/L
81316	Pentachloronitrobenzene	Z	N	8270C	12/29/2011 21:34	<48 U	ug/L	48	ug/L
77142	o-Toluidine	Z	N	8270C	12/29/2011 21:34	<9.6 U	ug/L	9.6	ug/L
34447	Nitrobenzene	Z	N	8270C	12/29/2011 21:34	<9.6 U	ug/L	9.6	ug/L
73652	O,O,O-Triethyl phosphorothioat	Z	N	8270C	12/29/2011 21:34	<48 U	ug/L	48	ug/L
34336	Diethyl phthalate	Z	N	8270C	12/29/2011 21:34	1.5 I	ug/L	3.8	ug/L
81302	Dibenzofuran	Z	N	8270C	12/29/2011 21:34	<3.8 U	ug/L	3.8	ug/L
34341	Dimethyl phthalate	Z	N	8270C	12/29/2011 21:34	<3.8 U	ug/L	3.8	ug/L
46314	Dimethoate	Z	N	8270C	12/29/2011 21:34	<19 U	ug/L	19	ug/L
39460	Chlorobenzilate	Z	N	8270C	12/29/2011 21:34	<9.6 U	ug/L	9.6	ug/L
34292	Butyl benzyl phthalate	Z	N	8270C	12/29/2011 21:34	<3.8 U	ug/L	3.8	ug/L
39110	Di-n-butyl phthalate	Z	N	8270C	12/29/2011 21:34	<3.8 U	ug/L	3.8	ug/L
34320	Chrysene	Z	N	8270C	12/29/2011 21:34	<3.8 U	ug/L	3.8	ug/L
39100	Bis(2-ethylhexyl) phthalate	Z	N	8270C	12/29/2011 21:34	<9.6 U	ug/L	9.6	ug/L
73540	Diallate	Z	N	8270C	12/29/2011 21:34	<5.4 U	ug/L	5.4	ug/L
34596	Di-n-octyl phthalate	Z	N	8270C	12/29/2011 21:34	<3.8 U	ug/L	3.8	ug/L
81287	Dinoseb	Z	N	8270C	12/29/2011 21:34	<19 U	ug/L	19	ug/L
34556	Dibenz(a,h)anthracene	Z	N	8270C	12/29/2011 21:34	<3.8 U	ug/L	3.8	ug/L
77579	Diphenylamine	Z	N	8270C	12/29/2011 21:34	<9.6 U	ug/L	9.6	ug/L
73571	Ethyl methanesulfonate	Z	N	8270C	12/29/2011 21:34	<9.6 U	ug/L	9.6	ug/L
81888	Disulfoton	Z	N	8270C	12/29/2011 21:34	<48 U	ug/L	48	ug/L
00720	Total Cyanide	Z	N	9012A	12/29/2011 13:56	<0.010 U	mg/L	0.010	mg/L
00745	Total Sulfide	Z	N	9034	12/27/2011 13:18	<4.0 U	mg/L	4.0	mg/L

* Attach Laboratory Reports

PART III ANALYTICAL RESULTS

Facility GMS#:

Test Site ID #: 22828

Sample Date/Time: 12/22/2011 01:30PM

Report Period: 2011 / 4
Year / Qtr

Well Name: L-1

Classification of Groundwater: G-II

Groundwater Elevation (NGVD):

or (MSL):

Well Purged (Y/N): N

Well Type:
( ) Background
( ) Detection
( ) Compliance
(X) Other

Storet Code	Parameter Monitored	Sampling Method	Field Filtered (Y/N)	Analysis Method	Analysis Date/Time	* Analysis Result/Units		Detection Limit/Units
00010	Field Temperature	Z	N	Field Sampling	12/22/2011 13:30	30.2	Degrees C	-
82078	Field Turbidity	Z	N	Field Sampling	12/22/2011 13:30	73.36	NTU	-
000406	Field pH	Z	N	Field Sampling	12/22/2011 13:30	6.89	SU	-
000094	Field Conductivity	Z	N	Field Sampling	12/22/2011 13:30	2639	umhos/cm	-
000299	Field Dissolved Oxygen	Z	N	Field Sampling	12/22/2011 13:30	0.2	mg/L	-
00410	Total Alkalinity	Z	N	SM 2320B	12/28/2011 20:54	910 V	mg/L	5.0 mg/L
70300	Total Dissolved Solids	Z	N	SM 2540C	12/29/2011 09:47	1400	mg/L	20 mg/L
00310	Biochemical Oxygen Demand	Z	N	SM5210B	12/23/2011 12:37	11 I	mg/L	13 mg/L

* Attach Laboratory Reports

PART III ANALYTICAL RESULTS

Facility GMS#: _____

Test Site ID #: _____

Sample Date/Time: 12/22/2011 01:30PM

Report Period: 2011 / 4
Year / Qtr

Well Name: TRIP BLANK 2

Classification of Groundwater: G-II

Groundwater Elevation (NGVD): _____

or (MSL): _____

Well Purged (Y/N): N

Well Type:
( ) Background
( ) Detection
( ) Compliance
(X) Other

Storet Code	Parameter Monitored	Sampling Method	Field Filtered (Y/N)	Analysis Method	Analysis Date/Time	* Analysis Result/Units	Detection Limit/Units
78109	3-Chloropropene	Z	N	8260B	12/30/2011 03:47	<2.0 U ug/L	2.0 ug/L
81596	4-Methyl-2-pentanone (MIBK)	Z	N	8260B	12/30/2011 03:47	<5.0 U ug/L	5.0 ug/L
77103	2-Hexanone	Z	N	8260B	12/30/2011 03:47	<5.0 U ug/L	5.0 ug/L
34571	1,4-Dichlorobenzene	Z	N	8260B	12/30/2011 03:47	<1.0 U ug/L	1.0 ug/L
77170	2,2-Dichloropropane	Z	N	8260B	12/30/2011 03:47	<1.0 U ug/L	1.0 ug/L
81595	2-Butanone (MEK)	Z	N	8260B	12/30/2011 03:47	<6.0 U ug/L	6.0 ug/L
78124	Benzene	Z	N	8260B	12/30/2011 03:47	<1.0 U ug/L	1.0 ug/L
73085	Bromochloromethane	Z	N	8260B	12/30/2011 03:47	<1.0 U ug/L	1.0 ug/L
32101	Bromodichloromethane	Z	N	8260B	12/30/2011 03:47	<1.0 U ug/L	1.0 ug/L
34215	Acrylonitrile	Z	N	8260B	12/30/2011 03:47	<20 U ug/L	20 ug/L
81552	Acetone	Z	N	8260B	12/30/2011 03:47	<20 U ug/L	20 ug/L
76997	Acetonitrile	Z	N	8260B	12/30/2011 03:47	<30 U ug/L	30 ug/L
34210	Acrolein	Z	N	8260B	12/30/2011 03:47	<20 U ug/L	20 ug/L
34496	1,1-Dichloroethane	Z	N	8260B	12/30/2011 03:47	<1.0 U ug/L	1.0 ug/L
34501	1,1-Dichloroethene	Z	N	8260B	12/30/2011 03:47	<1.0 U ug/L	1.0 ug/L
77168	1,1-Dichloropropene	Z	N	8260B	12/30/2011 03:47	<1.0 U ug/L	1.0 ug/L
34511	1,1,2-Trichloroethane	Z	N	8260B	12/30/2011 03:47	<1.0 U ug/L	1.0 ug/L
77562	1,1,1,2-Tetrachloroethane	Z	N	8260B	12/30/2011 03:47	<1.0 U ug/L	1.0 ug/L
34506	1,1,1-Trichloroethane	Z	N	8260B	12/30/2011 03:47	<1.0 U ug/L	1.0 ug/L
34516	1,1,2,2-Tetrachloroethane	Z	N	8260B	12/30/2011 03:47	<1.0 U ug/L	1.0 ug/L
34541	1,2-Dichloropropane	Z	N	8260B	12/30/2011 03:47	<1.0 U ug/L	1.0 ug/L
34566	1,3-Dichlorobenzene	Z	N	8260B	12/30/2011 03:47	<1.0 U ug/L	1.0 ug/L
77173	1,3-Dichloropropane	Z	N	8260B	12/30/2011 03:47	<1.0 U ug/L	1.0 ug/L
34531	1,2-Dichloroethane	Z	N	8260B	12/30/2011 03:47	<1.0 U ug/L	1.0 ug/L
77443	1,2,3-Trichloropropane	Z	N	8260B	12/30/2011 03:47	<2.5 U ug/L	2.5 ug/L
34536	1,2-Dichlorobenzene	Z	N	8260B	12/30/2011 03:47	<1.0 U ug/L	1.0 ug/L
32104	Bromoform	Z	N	8260B	12/30/2011 03:47	<1.0 U ug/L	1.0 ug/L
34423	Methylene Chloride	Z	N	8260B	12/30/2011 03:47	<2.0 U ug/L	2.0 ug/L
81597	Methyl methacrylate	Z	N	8260B	12/30/2011 03:47	<4.0 U ug/L	4.0 ug/L
77128	Styrene	Z	N	8260B	12/30/2011 03:47	<1.0 U ug/L	1.0 ug/L
77007	Propionitrile	Z	N	8260B	12/30/2011 03:47	<20 U ug/L	20 ug/L
81593	Methacrylonitrile	Z	N	8260B	12/30/2011 03:47	<10 U ug/L	10 ug/L

* Attach Laboratory Reports

PART III ANALYTICAL RESULTS

Facility GMS#: _____

Test Site ID #: _____

Sample Date/Time: 12/22/2011 01:30PM

Report Period: 2011 / 4
Year / Qtr

Well Name: TRIP BLANK 2

Classification of Groundwater: G-II

Groundwater Elevation (NGVD): _____

or (MSL): _____

Well Purged (Y/N): N

Well Type:
( ) Background
( ) Detection
( ) Compliance
(X) Other

Storet Code	Parameter Monitored	Sampling Method	Field Filtered (Y/N)	Analysis Method	Analysis Date/Time	* Analysis Result/Units	Detection Limit/Units
34371	Ethylbenzene	Z	N	8260B	12/30/2011 03:47	<1.0 U ug/L	1.0 ug/L
81551	Xylenes (total)	Z	N	8260B	12/30/2011 03:47	<2.0 U ug/L	2.0 ug/L
77033	Isobutyl alcohol	Z	N	8260B	12/30/2011 03:47	<110 U ug/L	110 ug/L
77424	Iodomethane	Z	N	8260B	12/30/2011 03:47	<1.0 U ug/L	1.0 ug/L
34475	Tetrachloroethene	Z	N	8260B	12/30/2011 03:47	<1.0 U ug/L	1.0 ug/L
34488	Trichlorofluoromethane	Z	N	8260B	12/30/2011 03:47	<2.0 U ug/L	2.0 ug/L
39180	Trichloroethene	Z	N	8260B	12/30/2011 03:47	<1.0 U ug/L	1.0 ug/L
39175	Vinyl chloride	Z	N	8260B	12/30/2011 03:47	<1.0 U ug/L	1.0 ug/L
77057	Vinyl acetate	Z	N	8260B	12/30/2011 03:47	<3.0 U ug/L	3.0 ug/L
49263	trans-1,4-Dichloro-2-butene	Z	N	8260B	12/30/2011 03:47	<3.0 U ug/L	3.0 ug/L
34010	Toluene	Z	N	8260B	12/30/2011 03:47	<1.0 U ug/L	1.0 ug/L
34699	trans-1,3-Dichloropropene	Z	N	8260B	12/30/2011 03:47	<3.0 U ug/L	3.0 ug/L
34546	trans-1,2-Dichloroethene	Z	N	8260B	12/30/2011 03:47	<1.0 U ug/L	1.0 ug/L
34704	cis-1,3-Dichloropropene	Z	N	8260B	12/30/2011 03:47	<1.0 U ug/L	1.0 ug/L
77093	cis-1,2-Dichloroethene	Z	N	8260B	12/30/2011 03:47	<1.0 U ug/L	1.0 ug/L
81520	Chloroprene	Z	N	8260B	12/30/2011 03:47	<1.0 U ug/L	1.0 ug/L
32105	Dibromochloromethane	Z	N	8260B	12/30/2011 03:47	<1.0 U ug/L	1.0 ug/L
34668	Dichlorodifluoromethane	Z	N	8260B	12/30/2011 03:47	<2.0 U ug/L	2.0 ug/L
77596	Dibromomethane	Z	N	8260B	12/30/2011 03:47	<1.0 U ug/L	1.0 ug/L
34418	Chloromethane	Z	N	8260B	12/30/2011 03:47	<2.0 U ug/L	2.0 ug/L
77041	Carbon disulfide	Z	N	8260B	12/30/2011 03:47	<2.0 U ug/L	2.0 ug/L
34413	Bromomethane	Z	N	8260B	12/30/2011 03:47	<2.0 U ug/L	2.0 ug/L
73570	Ethyl methacrylate	Z	N	8260B	12/30/2011 03:47	<3.0 U ug/L	3.0 ug/L
32102	Carbon tetrachloride	Z	N	8260B	12/30/2011 03:47	<1.0 U ug/L	1.0 ug/L
32106	Chloroform	Z	N	8260B	12/30/2011 03:47	<1.0 U ug/L	1.0 ug/L
34311	Chloroethane	Z	N	8260B	12/30/2011 03:47	<2.0 U ug/L	2.0 ug/L
34301	Chlorobenzene	Z	N	8260B	12/30/2011 03:47	<1.0 U ug/L	1.0 ug/L

* Attach Laboratory Reports

PART III ANALYTICAL RESULTS

Facility GMS#: _____

Test Site ID #: _____

Sample Date/Time: 12/22/2011 01:50PM

Report Period: 2011 / 4
Year / Qtr

Well Name: Equipment Blank

Classification of Groundwater: G-II

Groundwater Elevation (NGVD): _____

or (MSL): _____

Well Purged (Y/N): N

Well Type:
( ) Background
( ) Detection
( ) Compliance
(X) Other

Storet Code	Parameter Monitored	Sampling Method	Field Filtered (Y/N)	Analysis Method	Analysis Date/Time	* Analysis Result/Units		Detection Limit/Units
00620	Nitrate as N	Z	N	300.0	12/23/2011 16:01	<0.50 U	mg/L	0.50 mg/L
00940	Chloride	Z	N	300.0	12/23/2011 16:01	<3.0 U	mg/L	3.0 mg/L
000610	Ammonia as N	Z	N	350.1	12/30/2011 12:54	<0.10 U	mg/L	0.10 mg/L
001045	Iron	Z	N	6010B	12/28/2011 18:52	<100 U	ug/L	100 ug/L
001067	Nickel	Z	N	6010B	12/28/2011 18:52	<40 U	ug/L	40 ug/L
001051	Lead	Z	N	6010B	12/28/2011 18:52	<9.0 U	ug/L	9.0 ug/L
001147	Selenium	Z	N	6010B	12/28/2011 18:52	<15 U	ug/L	15 ug/L
001055	Manganese	Z	N	6010B	12/28/2011 18:52	<10 U	ug/L	10 ug/L
001042	Copper	Z	N	6010B	12/28/2011 18:52	<15 U	ug/L	15 ug/L
001007	Barium	Z	N	6010B	12/28/2011 18:52	<10 U	ug/L	10 ug/L
001105	Aluminum	Z	N	6010B	12/28/2011 18:52	<100 U	ug/L	100 ug/L
001027	Cadmium	Z	N	6010B	12/28/2011 18:52	<5.0 U	ug/L	5.0 ug/L
001037	Cobalt	Z	N	6010B	12/28/2011 18:52	<10 U	ug/L	10 ug/L
001034	Chromium	Z	N	6010B	12/28/2011 18:52	<10 U	ug/L	10 ug/L
001077	Silver	Z	N	6010B	12/28/2011 18:52	<10 U	ug/L	10 ug/L
001092	Zinc	Z	N	6010B	12/28/2011 18:52	5.3 I	ug/L	20 ug/L
001087	Vanadium	Z	N	6010B	12/28/2011 18:52	<10 U	ug/L	10 ug/L
000929	Sodium	Z	N	6010B	12/28/2011 18:52	0.29 I	mg/L	1.0 mg/L
001012	Beryllium	Z	N	6020	12/28/2011 00:56	<1.0 U	ug/L	1.0 ug/L
001059	Thallium	Z	N	6020	12/28/2011 00:56	<1.0 U	ug/L	1.0 ug/L
001097	Antimony	Z	N	6020	12/28/2011 00:56	<2.0 U	ug/L	2.0 ug/L
001002	Arsenic	Z	N	6020	12/28/2011 00:56	<5.0 U	ug/L	5.0 ug/L
71900	Mercury	Z	N	7470A	12/29/2011 19:47	0.030 I V	ug/L	0.20 ug/L
82078	Field Turbidity	Z	N	Field Sampling	12/22/2011 13:50	0.01	NTU	-
00010	Field Temperature	Z	N	Field Sampling	12/22/2011 13:50	23.3	Degrees C	-
000299	Field Dissolved Oxygen	Z	N	Field Sampling	12/22/2011 13:50	3.37	mg/L	-
000094	Field Conductivity	Z	N	Field Sampling	12/22/2011 13:50	2	umhos/cm	-
000406	Field pH	Z	N	Field Sampling	12/22/2011 13:50	7.13	SU	-
00080	Color	Z	N	SM 2120B	12/23/2011 17:39	<5.0 U	PCU	5.0 PCU
00410	Total Alkalinity	Z	N	SM 2320B	12/29/2011 11:36	<5.0 U	mg/L	5.0 mg/L
70300	Total Dissolved Solids	Z	N	SM 2540C	12/29/2011 09:47	<10 U	mg/L	10 mg/L

* Attach Laboratory Reports

PART III ANALYTICAL RESULTS

Facility GMS#:

Test Site ID #: 19880

Sample Date/Time: 12/22/2011 01:31PM

Report Period: 2011 / 4
Year / Qtr

Well Name: MW-FL2R

Classification of Groundwater: G-II

Groundwater Elevation (NGVD):

or (MSL): 51.76

Well Purged (Y/N): Y

Well Type:
( ) Background
( ) Detection
(X) Compliance
( ) Other

Storet Code	Parameter Monitored	Sampling Method	Field Filtered (Y/N)	Analysis Method	Analysis Date/Time	* Analysis Result/Units		Detection Limit/Units
00940	Chloride	BP	N	300.0	12/23/2011 16:18	7.0	mg/L	3.0 mg/L
00620	Nitrate as N	BP	N	300.0	12/23/2011 16:18	0.47 I	mg/L	0.50 mg/L
000610	Ammonia as N	BP	N	350.1	12/30/2011 12:55	<0.10 U	mg/L	0.10 mg/L
38437	1,2-Dibromo-3-Chloropropane	BP	N	504.1	12/27/2011 15:25	<0.020 U	ug/L	0.020 ug/L
77651	1,2-Dibromoethane	BP	N	504.1	12/27/2011 15:25	<0.020 U	ug/L	0.020 ug/L
001077	Silver	BP	N	6010B	12/28/2011 18:54	<10 U	ug/L	10 ug/L
001147	Selenium	BP	N	6010B	12/28/2011 18:54	<15 U	ug/L	15 ug/L
001067	Nickel	BP	N	6010B	12/28/2011 18:54	<40 U	ug/L	40 ug/L
000929	Sodium	BP	N	6010B	12/28/2011 18:54	1.8	mg/L	1.0 mg/L
001105	Aluminum	BP	N	6010B	12/28/2011 18:54	2300	ug/L	100 ug/L
001092	Zinc	BP	N	6010B	12/28/2011 18:54	4.5 I	ug/L	20 ug/L
001087	Vanadium	BP	N	6010B	12/28/2011 18:54	17	ug/L	10 ug/L
001055	Manganese	BP	N	6010B	12/28/2011 18:54	2.1 I	ug/L	10 ug/L
001034	Chromium	BP	N	6010B	12/28/2011 18:54	15	ug/L	10 ug/L
001027	Cadmium	BP	N	6010B	12/28/2011 18:54	<5.0 U	ug/L	5.0 ug/L
001007	Barium	BP	N	6010B	12/28/2011 18:54	19	ug/L	10 ug/L
001037	Cobalt	BP	N	6010B	12/28/2011 18:54	<10 U	ug/L	10 ug/L
001051	Lead	BP	N	6010B	12/28/2011 18:54	<9.0 U	ug/L	9.0 ug/L
001045	Iron	BP	N	6010B	12/28/2011 18:54	320	ug/L	100 ug/L
001042	Copper	BP	N	6010B	12/28/2011 18:54	1.9 I	ug/L	15 ug/L
001012	Beryllium	BP	N	6020	12/28/2011 00:59	<1.0 U	ug/L	1.0 ug/L
001059	Thallium	BP	N	6020	12/28/2011 00:59	<1.0 U	ug/L	1.0 ug/L
001097	Antimony	BP	N	6020	12/28/2011 00:59	0.70 I	ug/L	2.0 ug/L
001002	Arsenic	BP	N	6020	12/28/2011 00:59	2.1 I	ug/L	5.0 ug/L
71900	Mercury	BP	N	7470A	12/29/2011 19:49	0.033 I V	ug/L	0.20 ug/L
77562	1,1,1,2-Tetrachloroethane	BP	N	8260B	12/30/2011 12:11	<1.0 U	ug/L	1.0 ug/L
34371	Ethylbenzene	BP	N	8260B	12/30/2011 12:11	<1.0 U	ug/L	1.0 ug/L
34423	Methylene Chloride	BP	N	8260B	12/30/2011 12:11	0.58 I V	ug/L	2.0 ug/L
77424	Iodomethane	BP	N	8260B	12/30/2011 12:11	<1.0 U	ug/L	1.0 ug/L
34506	1,1,1-Trichloroethane	BP	N	8260B	12/30/2011 12:11	<1.0 U	ug/L	1.0 ug/L
34501	1,1-Dichloroethene	BP	N	8260B	12/30/2011 12:11	<1.0 U	ug/L	1.0 ug/L
77443	1,2,3-Trichloropropane	BP	N	8260B	12/30/2011 12:11	<2.5 U	ug/L	2.5 ug/L

* Attach Laboratory Reports

PART III ANALYTICAL RESULTS

Facility GMS#:

Test Site ID #: 19880

Sample Date/Time: 12/22/2011 01:31PM

Report Period: 2011 / 4
Year / Qtr

Well Name: MW-FL2R

Classification of Groundwater: G-II

Groundwater Elevation (NGVD):

or (MSL): 51.76

Well Purged (Y/N): Y

Well Type:
( ) Background
( ) Detection
(X) Compliance
( ) Other

Storet Code	Parameter Monitored	Sampling Method	Field Filtered (Y/N)	Analysis Method	Analysis Date/Time	* Analysis Result/Units	Detection Limit/Units
34496	1,1-Dichloroethane	BP	N	8260B	12/30/2011 12:11	<1.0 U ug/L	1.0 ug/L
34516	1,1,2,2-Tetrachloroethane	BP	N	8260B	12/30/2011 12:11	<1.0 U ug/L	1.0 ug/L
34511	1,1,2-Trichloroethane	BP	N	8260B	12/30/2011 12:11	<1.0 U ug/L	1.0 ug/L
77128	Styrene	BP	N	8260B	12/30/2011 12:11	<1.0 U ug/L	1.0 ug/L
34488	Trichlorofluoromethane	BP	N	8260B	12/30/2011 12:11	<2.0 U ug/L	2.0 ug/L
39180	Trichloroethene	BP	N	8260B	12/30/2011 12:11	<1.0 U ug/L	1.0 ug/L
77057	Vinyl acetate	BP	N	8260B	12/30/2011 12:11	<3.0 U ug/L	3.0 ug/L
81551	Xylenes (total)	BP	N	8260B	12/30/2011 12:11	<2.0 U ug/L	2.0 ug/L
39175	Vinyl chloride	BP	N	8260B	12/30/2011 12:11	<1.0 U ug/L	1.0 ug/L
49263	trans-1,4-Dichloro-2-butene	BP	N	8260B	12/30/2011 12:11	<3.0 U ug/L	3.0 ug/L
34475	Tetrachloroethene	BP	N	8260B	12/30/2011 12:11	<1.0 U ug/L	1.0 ug/L
34010	Toluene	BP	N	8260B	12/30/2011 12:11	<1.0 U ug/L	1.0 ug/L
34699	trans-1,3-Dichloropropene	BP	N	8260B	12/30/2011 12:11	<3.0 U ug/L	3.0 ug/L
34546	trans-1,2-Dichloroethene	BP	N	8260B	12/30/2011 12:11	<1.0 U ug/L	1.0 ug/L
32102	Carbon tetrachloride	BP	N	8260B	12/30/2011 12:11	<1.0 U ug/L	1.0 ug/L
34301	Chlorobenzene	BP	N	8260B	12/30/2011 12:11	<1.0 U ug/L	1.0 ug/L
34311	Chloroethane	BP	N	8260B	12/30/2011 12:11	<2.0 U ug/L	2.0 ug/L
77041	Carbon disulfide	BP	N	8260B	12/30/2011 12:11	<2.0 U ug/L	2.0 ug/L
32101	Bromodichloromethane	BP	N	8260B	12/30/2011 12:11	<1.0 U ug/L	1.0 ug/L
32104	Bromoform	BP	N	8260B	12/30/2011 12:11	<1.0 U ug/L	1.0 ug/L
34413	Bromomethane	BP	N	8260B	12/30/2011 12:11	<2.0 U ug/L	2.0 ug/L
32105	Dibromochloromethane	BP	N	8260B	12/30/2011 12:11	<1.0 U ug/L	1.0 ug/L
77596	Dibromomethane	BP	N	8260B	12/30/2011 12:11	<1.0 U ug/L	1.0 ug/L
34704	cis-1,3-Dichloropropene	BP	N	8260B	12/30/2011 12:11	<1.0 U ug/L	1.0 ug/L
32106	Chloroform	BP	N	8260B	12/30/2011 12:11	<1.0 U ug/L	1.0 ug/L
34418	Chloromethane	BP	N	8260B	12/30/2011 12:11	<2.0 U ug/L	2.0 ug/L
77093	cis-1,2-Dichloroethene	BP	N	8260B	12/30/2011 12:11	<1.0 U ug/L	1.0 ug/L
73085	Bromochloromethane	BP	N	8260B	12/30/2011 12:11	<1.0 U ug/L	1.0 ug/L
34571	1,4-Dichlorobenzene	BP	N	8260B	12/30/2011 12:11	<1.0 U ug/L	1.0 ug/L
81595	2-Butanone (MEK)	BP	N	8260B	12/30/2011 12:11	<6.0 U ug/L	6.0 ug/L
77103	2-Hexanone	BP	N	8260B	12/30/2011 12:11	<5.0 U ug/L	5.0 ug/L
34541	1,2-Dichloropropane	BP	N	8260B	12/30/2011 12:11	<1.0 U ug/L	1.0 ug/L

* Attach Laboratory Reports

PART III ANALYTICAL RESULTS

Facility GMS#:

Test Site ID #: 19880

Sample Date/Time: 12/22/2011 01:31PM

Report Period: 2011 / 4
Year / Qtr

Well Name: MW-FL2R

Classification of Groundwater: G-II

Groundwater Elevation (NGVD):

or (MSL): 51.76

Well Purged (Y/N): Y

Well Type:
( ) Background
( ) Detection
(X) Compliance
( ) Other

Storet Code	Parameter Monitored	Sampling Method	Field Filtered (Y/N)	Analysis Method	Analysis Date/Time	* Analysis Result/Units		Detection Limit/Units
34536	1,2-Dichlorobenzene	BP	N	8260B	12/30/2011 12:11	<1.0 U	ug/L	1.0 ug/L
34531	1,2-Dichloroethane	BP	N	8260B	12/30/2011 12:11	<1.0 U	ug/L	1.0 ug/L
78124	Benzene	BP	N	8260B	12/30/2011 12:11	<1.0 U	ug/L	1.0 ug/L
34215	Acrylonitrile	BP	N	8260B	12/30/2011 12:11	<20 U	ug/L	20 ug/L
81552	Acetone	BP	N	8260B	12/30/2011 12:11	3.9 I	ug/L	20 ug/L
81596	4-Methyl-2-pentanone (MIBK)	BP	N	8260B	12/30/2011 12:11	<5.0 U	ug/L	5.0 ug/L
82078	Field Turbidity	BP	N	Field Sampling	12/22/2011 13:31	4.15	NTU	-
00010	Field Temperature	BP	N	Field Sampling	12/22/2011 13:31	24.7	Degrees C	-
082545	Groundwater Elevation	BP	N	Field Sampling	12/22/2011 13:31	51.76	ft/msl	-
000094	Field Conductivity	BP	N	Field Sampling	12/22/2011 13:31	247	umhos/cm	-
000299	Field Dissolved Oxygen	BP	N	Field Sampling	12/22/2011 13:31	3.4	mg/L	-
000406	Field pH	BP	N	Field Sampling	12/22/2011 13:31	10.15	SU	-
00080	Color	BP	N	SM 2120B	12/23/2011 17:39	<5.0 U	PCU	5.0 PCU
00410	Total Alkalinity	BP	N	SM 2320B	12/29/2011 12:06	77 V	mg/L	5.0 mg/L
70300	Total Dissolved Solids	BP	N	SM 2540C	12/29/2011 09:47	140	mg/L	10 mg/L

* Attach Laboratory Reports

PART III ANALYTICAL RESULTS

Facility GMS#:

Test Site ID #: 19345

Sample Date/Time: 12/22/2011 12:50PM

Report Period: 2011 / 4
Year / Qtr

Well Name: MW-6AR

Classification of Groundwater: G-II

Groundwater Elevation (NGVD):

or (MSL): 50.53

Well Purged (Y/N): Y

Well Type:
(X) Background
( ) Detection
( ) Compliance
( ) Other

Storet Code	Parameter Monitored	Sampling Method	Field Filtered (Y/N)	Analysis Method	Analysis Date/Time	* Analysis Result/Units		Detection Limit/Units
00940	Chloride	BP	N	300.0	12/23/2011 17:25	17	mg/L	3.0 mg/L
00620	Nitrate as N	BP	N	300.0	12/23/2011 22:44	13	mg/L	2.5 mg/L
000610	Ammonia as N	BP	N	350.1	12/30/2011 13:06	<0.10 U	mg/L	0.10 mg/L
77651	1,2-Dibromoethane	BP	N	504.1	12/27/2011 15:45	<0.020 U	ug/L	0.020 ug/L
38437	1,2-Dibromo-3-Chloropropane	BP	N	504.1	12/27/2011 15:45	<0.020 U	ug/L	0.020 ug/L
001067	Nickel	BP	N	6010B	12/28/2011 18:57	1.7 I	ug/L	40 ug/L
001147	Selenium	BP	N	6010B	12/28/2011 18:57	<15 U	ug/L	15 ug/L
001055	Manganese	BP	N	6010B	12/28/2011 18:57	17	ug/L	10 ug/L
001051	Lead	BP	N	6010B	12/28/2011 18:57	<9.0 U	ug/L	9.0 ug/L
001087	Vanadium	BP	N	6010B	12/28/2011 18:57	2.0 I	ug/L	10 ug/L
001092	Zinc	BP	N	6010B	12/28/2011 18:57	6.2 I	ug/L	20 ug/L
001077	Silver	BP	N	6010B	12/28/2011 18:57	<10 U	ug/L	10 ug/L
000929	Sodium	BP	N	6010B	12/28/2011 18:57	11	mg/L	1.0 mg/L
001045	Iron	BP	N	6010B	12/28/2011 18:57	250	ug/L	100 ug/L
001027	Cadmium	BP	N	6010B	12/28/2011 18:57	0.48 I	ug/L	5.0 ug/L
001007	Barium	BP	N	6010B	12/28/2011 18:57	20	ug/L	10 ug/L
001105	Aluminum	BP	N	6010B	12/28/2011 18:57	470	ug/L	100 ug/L
001042	Copper	BP	N	6010B	12/28/2011 18:57	<15 U	ug/L	15 ug/L
001037	Cobalt	BP	N	6010B	12/28/2011 18:57	<10 U	ug/L	10 ug/L
001034	Chromium	BP	N	6010B	12/28/2011 18:57	2.7 I	ug/L	10 ug/L
001002	Arsenic	BP	N	6020	12/28/2011 01:02	<5.0 U	ug/L	5.0 ug/L
001097	Antimony	BP	N	6020	12/28/2011 01:02	<2.0 U	ug/L	2.0 ug/L
001012	Beryllium	BP	N	6020	12/28/2011 01:02	<1.0 U	ug/L	1.0 ug/L
001059	Thallium	BP	N	6020	12/28/2011 01:02	0.050 I	ug/L	1.0 ug/L
71900	Mercury	BP	N	7470A	12/29/2011 19:51	0.092 I V	ug/L	0.20 ug/L
34010	Toluene	BP	N	8260B	12/30/2011 12:32	<1.0 U	ug/L	1.0 ug/L
34546	trans-1,2-Dichloroethene	BP	N	8260B	12/30/2011 12:32	<1.0 U	ug/L	1.0 ug/L
34699	trans-1,3-Dichloropropene	BP	N	8260B	12/30/2011 12:32	<3.0 U	ug/L	3.0 ug/L
77128	Styrene	BP	N	8260B	12/30/2011 12:32	<1.0 U	ug/L	1.0 ug/L
34423	Methylene Chloride	BP	N	8260B	12/30/2011 12:32	0.55 I V	ug/L	2.0 ug/L
34475	Tetrachloroethene	BP	N	8260B	12/30/2011 12:32	<1.0 U	ug/L	1.0 ug/L
49263	trans-1,4-Dichloro-2-butene	BP	N	8260B	12/30/2011 12:32	<3.0 U	ug/L	3.0 ug/L

* Attach Laboratory Reports

PART III ANALYTICAL RESULTS

Facility GMS#:

Test Site ID #: 19345

Sample Date/Time: 12/22/2011 12:50PM

Report Period: 2011 / 4
Year / Qtr

Well Name: MW-6AR

Classification of Groundwater: G-II

Groundwater Elevation (NGVD):

or (MSL): 50.53

Well Purged (Y/N): Y

Well Type: (X) Background
( ) Detection
( ) Compliance
( ) Other

Storet Code	Parameter Monitored	Sampling Method	Field Filtered (Y/N)	Analysis Method	Analysis Date/Time	* Analysis Result/Units	Detection Limit/Units
81551	Xylenes (total)	BP	N	8260B	12/30/2011 12:32	<2.0 U ug/L	2.0 ug/L
78124	Benzene	BP	N	8260B	12/30/2011 12:32	<1.0 U ug/L	1.0 ug/L
73085	Bromochloromethane	BP	N	8260B	12/30/2011 12:32	<1.0 U ug/L	1.0 ug/L
39175	Vinyl chloride	BP	N	8260B	12/30/2011 12:32	<1.0 U ug/L	1.0 ug/L
39180	Trichloroethene	BP	N	8260B	12/30/2011 12:32	<1.0 U ug/L	1.0 ug/L
34488	Trichlorofluoromethane	BP	N	8260B	12/30/2011 12:32	<2.0 U ug/L	2.0 ug/L
77057	Vinyl acetate	BP	N	8260B	12/30/2011 12:32	<3.0 U ug/L	3.0 ug/L
34301	Chlorobenzene	BP	N	8260B	12/30/2011 12:32	<1.0 U ug/L	1.0 ug/L
32102	Carbon tetrachloride	BP	N	8260B	12/30/2011 12:32	<1.0 U ug/L	1.0 ug/L
32106	Chloroform	BP	N	8260B	12/30/2011 12:32	<1.0 U ug/L	1.0 ug/L
34311	Chloroethane	BP	N	8260B	12/30/2011 12:32	<2.0 U ug/L	2.0 ug/L
32104	Bromoform	BP	N	8260B	12/30/2011 12:32	<1.0 U ug/L	1.0 ug/L
32101	Bromodichloromethane	BP	N	8260B	12/30/2011 12:32	<1.0 U ug/L	1.0 ug/L
77041	Carbon disulfide	BP	N	8260B	12/30/2011 12:32	<2.0 U ug/L	2.0 ug/L
34413	Bromomethane	BP	N	8260B	12/30/2011 12:32	<2.0 U ug/L	2.0 ug/L
77596	Dibromomethane	BP	N	8260B	12/30/2011 12:32	<1.0 U ug/L	1.0 ug/L
77424	Iodomethane	BP	N	8260B	12/30/2011 12:32	<1.0 U ug/L	1.0 ug/L
34371	Ethylbenzene	BP	N	8260B	12/30/2011 12:32	<1.0 U ug/L	1.0 ug/L
77093	cis-1,2-Dichloroethene	BP	N	8260B	12/30/2011 12:32	<1.0 U ug/L	1.0 ug/L
34418	Chloromethane	BP	N	8260B	12/30/2011 12:32	<2.0 U ug/L	2.0 ug/L
32105	Dibromochloromethane	BP	N	8260B	12/30/2011 12:32	<1.0 U ug/L	1.0 ug/L
34704	cis-1,3-Dichloropropene	BP	N	8260B	12/30/2011 12:32	<1.0 U ug/L	1.0 ug/L
34536	1,2-Dichlorobenzene	BP	N	8260B	12/30/2011 12:32	<1.0 U ug/L	1.0 ug/L
77103	2-Hexanone	BP	N	8260B	12/30/2011 12:32	<5.0 U ug/L	5.0 ug/L
34496	1,1-Dichloroethane	BP	N	8260B	12/30/2011 12:32	<1.0 U ug/L	1.0 ug/L
34501	1,1-Dichloroethene	BP	N	8260B	12/30/2011 12:32	<1.0 U ug/L	1.0 ug/L
34571	1,4-Dichlorobenzene	BP	N	8260B	12/30/2011 12:32	<1.0 U ug/L	1.0 ug/L
81595	2-Butanone (MEK)	BP	N	8260B	12/30/2011 12:32	<6.0 U ug/L	6.0 ug/L
34541	1,2-Dichloropropane	BP	N	8260B	12/30/2011 12:32	<1.0 U ug/L	1.0 ug/L
34531	1,2-Dichloroethane	BP	N	8260B	12/30/2011 12:32	<1.0 U ug/L	1.0 ug/L
81552	Acetone	BP	N	8260B	12/30/2011 12:32	3.5 I ug/L	20 ug/L
34215	Acrylonitrile	BP	N	8260B	12/30/2011 12:32	<20 U ug/L	20 ug/L

* Attach Laboratory Reports

PART III ANALYTICAL RESULTS

Facility GMS#:

Test Site ID #: 19345

Sample Date/Time: 12/22/2011 12:50PM

Report Period: 2011 / 4
Year / Qtr

Well Name: MW-6AR

Classification of Groundwater: G-II

Groundwater Elevation (NGVD):

or (MSL): 50.53

Well Purged (Y/N): Y

Well Type:
(X) Background
( ) Detection
( ) Compliance
( ) Other

Storet Code	Parameter Monitored	Sampling Method	Field Filtered (Y/N)	Analysis Method	Analysis Date/Time	* Analysis Result/Units		Detection Limit/Units
77562	1,1,1,2-Tetrachloroethane	BP	N	8260B	12/30/2011 12:32	<1.0 U	ug/L	1.0 ug/L
34506	1,1,1-Trichloroethane	BP	N	8260B	12/30/2011 12:32	<1.0 U	ug/L	1.0 ug/L
34516	1,1,2,2-Tetrachloroethane	BP	N	8260B	12/30/2011 12:32	<1.0 U	ug/L	1.0 ug/L
34511	1,1,2-Trichloroethane	BP	N	8260B	12/30/2011 12:32	<1.0 U	ug/L	1.0 ug/L
81596	4-Methyl-2-pentanone (MIBK)	BP	N	8260B	12/30/2011 12:32	<5.0 U	ug/L	5.0 ug/L
77443	1,2,3-Trichloropropane	BP	N	8260B	12/30/2011 12:32	<2.5 U	ug/L	2.5 ug/L
000299	Field Dissolved Oxygen	BP	N	Field Sampling	12/22/2011 12:50	6.4	mg/L	-
000094	Field Conductivity	BP	N	Field Sampling	12/22/2011 12:50	203	umhos/cm	-
000406	Field pH	BP	N	Field Sampling	12/22/2011 12:50	4.66	SU	-
082545	Groundwater Elevation	BP	N	Field Sampling	12/22/2011 12:50	50.53	ft/msl	-
82078	Field Turbidity	BP	N	Field Sampling	12/22/2011 12:50	0.91	NTU	-
00010	Field Temperature	BP	N	Field Sampling	12/22/2011 12:50	24.5	Degrees C	-
00080	Color	BP	N	SM 2120B	12/23/2011 17:39	<5.0 U	PCU	5.0 PCU
00410	Total Alkalinity	BP	N	SM 2320B	12/29/2011 12:12	24 V	mg/L	5.0 mg/L
70300	Total Dissolved Solids	BP	N	SM 2540C	12/29/2011 09:47	130	mg/L	10 mg/L

* Attach Laboratory Reports

PART III ANALYTICAL RESULTS

Facility GMS#:

Test Site ID #: 19346

Sample Date/Time: 12/22/2011 12:14PM

Report Period: 2011 / 4
Year / Qtr

Well Name: MW-6BR

Classification of Groundwater: G-II

Groundwater Elevation (NGVD):

or (MSL): 50.39

Well Purged (Y/N): Y

Well Type:
(X) Background
( ) Detection
( ) Compliance
( ) Other

Storet Code	Parameter Monitored	Sampling Method	Field Filtered (Y/N)	Analysis Method	Analysis Date/Time	* Analysis Result/Units		Detection Limit/Units
00940	Chloride	BP	N	300.0	12/23/2011 17:42	21	mg/L	3.0 mg/L
00620	Nitrate as N	BP	N	300.0	12/23/2011 17:42	3.5	mg/L	0.50 mg/L
000610	Ammonia as N	BP	N	350.1	12/30/2011 13:10	<0.10 U	mg/L	0.10 mg/L
77651	1,2-Dibromoethane	BP	N	504.1	12/27/2011 16:06	<0.020 U	ug/L	0.020 ug/L
38437	1,2-Dibromo-3-Chloropropane	BP	N	504.1	12/27/2011 16:06	<0.020 U	ug/L	0.020 ug/L
001037	Cobalt	BP	N	6010B	12/28/2011 18:59	<10 U	ug/L	10 ug/L
001034	Chromium	BP	N	6010B	12/28/2011 18:59	19	ug/L	10 ug/L
001051	Lead	BP	N	6010B	12/28/2011 18:59	<9.0 U	ug/L	9.0 ug/L
001055	Manganese	BP	N	6010B	12/28/2011 18:59	50	ug/L	10 ug/L
001042	Copper	BP	N	6010B	12/28/2011 18:59	<15 U	ug/L	15 ug/L
001027	Cadmium	BP	N	6010B	12/28/2011 18:59	<5.0 U	ug/L	5.0 ug/L
001007	Barium	BP	N	6010B	12/28/2011 18:59	11	ug/L	10 ug/L
001105	Aluminum	BP	N	6010B	12/28/2011 18:59	670	ug/L	100 ug/L
001092	Zinc	BP	N	6010B	12/28/2011 18:59	5.9 I	ug/L	20 ug/L
001087	Vanadium	BP	N	6010B	12/28/2011 18:59	5.6 I	ug/L	10 ug/L
000929	Sodium	BP	N	6010B	12/28/2011 18:59	7.9	mg/L	1.0 mg/L
001045	Iron	BP	N	6010B	12/28/2011 18:59	630	ug/L	100 ug/L
001067	Nickel	BP	N	6010B	12/28/2011 18:59	3.0 I	ug/L	40 ug/L
001147	Selenium	BP	N	6010B	12/28/2011 18:59	<15 U	ug/L	15 ug/L
001077	Silver	BP	N	6010B	12/28/2011 18:59	<10 U	ug/L	10 ug/L
001002	Arsenic	BP	N	6020	12/28/2011 01:05	1.0 I	ug/L	5.0 ug/L
001097	Antimony	BP	N	6020	12/28/2011 01:05	<2.0 U	ug/L	2.0 ug/L
001059	Thallium	BP	N	6020	12/28/2011 01:05	0.17 I	ug/L	1.0 ug/L
001012	Beryllium	BP	N	6020	12/28/2011 01:05	<1.0 U	ug/L	1.0 ug/L
71900	Mercury	BP	N	7470A	12/29/2011 19:54	0.032 I V	ug/L	0.20 ug/L
32105	Dibromochloromethane	BP	N	8260B	12/30/2011 12:53	<1.0 U	ug/L	1.0 ug/L
34704	cis-1,3-Dichloropropene	BP	N	8260B	12/30/2011 12:53	<1.0 U	ug/L	1.0 ug/L
77093	cis-1,2-Dichloroethene	BP	N	8260B	12/30/2011 12:53	<1.0 U	ug/L	1.0 ug/L
34371	Ethylbenzene	BP	N	8260B	12/30/2011 12:53	<1.0 U	ug/L	1.0 ug/L
77596	Dibromomethane	BP	N	8260B	12/30/2011 12:53	<1.0 U	ug/L	1.0 ug/L
34301	Chlorobenzene	BP	N	8260B	12/30/2011 12:53	<1.0 U	ug/L	1.0 ug/L
77041	Carbon disulfide	BP	N	8260B	12/30/2011 12:53	<2.0 U	ug/L	2.0 ug/L

* Attach Laboratory Reports

PART III ANALYTICAL RESULTS

Facility GMS#:

Test Site ID #: 19346

Sample Date/Time: 12/22/2011 12:14PM

Report Period: 2011 / 4
Year / Qtr

Well Name: MW-6BR

Classification of Groundwater: G-II

Groundwater Elevation (NGVD):

or (MSL): 50.39

Well Purged (Y/N): Y

Well Type: (X) Background
( ) Detection
( ) Compliance
( ) Other

Storet Code	Parameter Monitored	Sampling Method	Field Filtered (Y/N)	Analysis Method	Analysis Date/Time	* Analysis Result/Units	Detection Limit/Units
34413	Bromomethane	BP	N	8260B	12/30/2011 12:53	<2.0 U ug/L	2.0 ug/L
34418	Chloromethane	BP	N	8260B	12/30/2011 12:53	<2.0 U ug/L	2.0 ug/L
32106	Chloroform	BP	N	8260B	12/30/2011 12:53	0.58 I ug/L	1.0 ug/L
34311	Chloroethane	BP	N	8260B	12/30/2011 12:53	<2.0 U ug/L	2.0 ug/L
77424	Iodomethane	BP	N	8260B	12/30/2011 12:53	<1.0 U ug/L	1.0 ug/L
39180	Trichloroethene	BP	N	8260B	12/30/2011 12:53	<1.0 U ug/L	1.0 ug/L
49263	trans-1,4-Dichloro-2-butene	BP	N	8260B	12/30/2011 12:53	<3.0 U ug/L	3.0 ug/L
34699	trans-1,3-Dichloropropene	BP	N	8260B	12/30/2011 12:53	<3.0 U ug/L	3.0 ug/L
39175	Vinyl chloride	BP	N	8260B	12/30/2011 12:53	<1.0 U ug/L	1.0 ug/L
77057	Vinyl acetate	BP	N	8260B	12/30/2011 12:53	<3.0 U ug/L	3.0 ug/L
34488	Trichlorofluoromethane	BP	N	8260B	12/30/2011 12:53	<2.0 U ug/L	2.0 ug/L
34475	Tetrachloroethene	BP	N	8260B	12/30/2011 12:53	<1.0 U ug/L	1.0 ug/L
77128	Styrene	BP	N	8260B	12/30/2011 12:53	<1.0 U ug/L	1.0 ug/L
34423	Methylene Chloride	BP	N	8260B	12/30/2011 12:53	0.57 I V ug/L	2.0 ug/L
34546	trans-1,2-Dichloroethene	BP	N	8260B	12/30/2011 12:53	<1.0 U ug/L	1.0 ug/L
34010	Toluene	BP	N	8260B	12/30/2011 12:53	<1.0 U ug/L	1.0 ug/L
77443	1,2,3-Trichloropropane	BP	N	8260B	12/30/2011 12:53	<2.5 U ug/L	2.5 ug/L
34501	1,1-Dichloroethene	BP	N	8260B	12/30/2011 12:53	<1.0 U ug/L	1.0 ug/L
34496	1,1-Dichloroethane	BP	N	8260B	12/30/2011 12:53	<1.0 U ug/L	1.0 ug/L
34531	1,2-Dichloroethane	BP	N	8260B	12/30/2011 12:53	<1.0 U ug/L	1.0 ug/L
34536	1,2-Dichlorobenzene	BP	N	8260B	12/30/2011 12:53	<1.0 U ug/L	1.0 ug/L
77562	1,1,1,2-Tetrachloroethane	BP	N	8260B	12/30/2011 12:53	<1.0 U ug/L	1.0 ug/L
81551	Xylenes (total)	BP	N	8260B	12/30/2011 12:53	<2.0 U ug/L	2.0 ug/L
32102	Carbon tetrachloride	BP	N	8260B	12/30/2011 12:53	<1.0 U ug/L	1.0 ug/L
34511	1,1,2-Trichloroethane	BP	N	8260B	12/30/2011 12:53	<1.0 U ug/L	1.0 ug/L
34516	1,1,2,2-Tetrachloroethane	BP	N	8260B	12/30/2011 12:53	<1.0 U ug/L	1.0 ug/L
34506	1,1,1-Trichloroethane	BP	N	8260B	12/30/2011 12:53	<1.0 U ug/L	1.0 ug/L
34541	1,2-Dichloropropane	BP	N	8260B	12/30/2011 12:53	<1.0 U ug/L	1.0 ug/L
78124	Benzene	BP	N	8260B	12/30/2011 12:53	<1.0 U ug/L	1.0 ug/L
34215	Acrylonitrile	BP	N	8260B	12/30/2011 12:53	<20 U ug/L	20 ug/L
73085	Bromochloromethane	BP	N	8260B	12/30/2011 12:53	<1.0 U ug/L	1.0 ug/L
32104	Bromoform	BP	N	8260B	12/30/2011 12:53	<1.0 U ug/L	1.0 ug/L

* Attach Laboratory Reports

PART III ANALYTICAL RESULTS

Facility GMS#:

Test Site ID #: 19346

Sample Date/Time: 12/22/2011 12:14PM

Report Period: 2011 / 4
Year / Qtr

Well Name: MW-6BR

Classification of Groundwater: G-II

Groundwater Elevation (NGVD):

or (MSL): 50.39

Well Purged (Y/N): Y

Well Type:
(X) Background
( ) Detection
( ) Compliance
( ) Other

Storet Code	Parameter Monitored	Sampling Method	Field Filtered (Y/N)	Analysis Method	Analysis Date/Time	* Analysis Result/Units		Detection Limit/Units
32101	Bromodichloromethane	BP	N	8260B	12/30/2011 12:53	<1.0 U	ug/L	1.0 ug/L
81552	Acetone	BP	N	8260B	12/30/2011 12:53	2.4 I	ug/L	20 ug/L
81595	2-Butanone (MEK)	BP	N	8260B	12/30/2011 12:53	<6.0 U	ug/L	6.0 ug/L
34571	1,4-Dichlorobenzene	BP	N	8260B	12/30/2011 12:53	<1.0 U	ug/L	1.0 ug/L
77103	2-Hexanone	BP	N	8260B	12/30/2011 12:53	<5.0 U	ug/L	5.0 ug/L
81596	4-Methyl-2-pentanone (MIBK)	BP	N	8260B	12/30/2011 12:53	<5.0 U	ug/L	5.0 ug/L
000406	Field pH	BP	N	Field Sampling	12/22/2011 12:14	7.26	SU	-
00010	Field Temperature	BP	N	Field Sampling	12/22/2011 12:14	25.0	Degrees C	-
82078	Field Turbidity	BP	N	Field Sampling	12/22/2011 12:14	3.86	NTU	-
000299	Field Dissolved Oxygen	BP	N	Field Sampling	12/22/2011 12:14	2.6	mg/L	-
082545	Groundwater Elevation	BP	N	Field Sampling	12/22/2011 12:14	50.39	ft/msl	-
000094	Field Conductivity	BP	N	Field Sampling	12/22/2011 12:14	255	umhos/cm	-
00080	Color	BP	N	SM 2120B	12/23/2011 17:39	<5.0 U	PCU	5.0 PCU
00410	Total Alkalinity	BP	N	SM 2320B	12/29/2011 12:20	110 V	mg/L	5.0 mg/L
70300	Total Dissolved Solids	BP	N	SM 2540C	12/29/2011 09:47	160	mg/L	10 mg/L

* Attach Laboratory Reports

PART III ANALYTICAL RESULTS

Facility GMS#:

Test Site ID #: 19344

Sample Date/Time: 12/22/2011 11:38AM

Report Period: 2011 / 4
Year / Qtr

Well Name: MW-5B

Classification of Groundwater: G-II

Groundwater Elevation (NGVD):

or (MSL): 49.75

Well Purged (Y/N): Y

Well Type:
( ) Background
( ) Detection
(X) Compliance
( ) Other

Storet Code	Parameter Monitored	Sampling Method	Field Filtered (Y/N)	Analysis Method	Analysis Date/Time	* Analysis Result/Units		Detection Limit/Units
00620	Nitrate as N	BP	N	300.0	12/23/2011 17:59	0.51	mg/L	0.50 mg/L
00940	Chloride	BP	N	300.0	12/23/2011 17:59	7.7	mg/L	3.0 mg/L
000610	Ammonia as N	BP	N	350.1	12/30/2011 13:12	<0.10 U	mg/L	0.10 mg/L
38437	1,2-Dibromo-3-Chloropropane	BP	N	504.1	12/28/2011 07:10	<0.020 U	ug/L	0.020 ug/L
77651	1,2-Dibromoethane	BP	N	504.1	12/28/2011 07:10	<0.020 U	ug/L	0.020 ug/L
001037	Cobalt	BP	N	6010B	12/28/2011 19:02	<10 U	ug/L	10 ug/L
001042	Copper	BP	N	6010B	12/28/2011 19:02	<15 U	ug/L	15 ug/L
001045	Iron	BP	N	6010B	12/28/2011 19:02	430	ug/L	100 ug/L
001007	Barium	BP	N	6010B	12/28/2011 19:02	16	ug/L	10 ug/L
001027	Cadmium	BP	N	6010B	12/28/2011 19:02	<5.0 U	ug/L	5.0 ug/L
001034	Chromium	BP	N	6010B	12/28/2011 19:02	2.3 I	ug/L	10 ug/L
001051	Lead	BP	N	6010B	12/28/2011 19:02	<9.0 U	ug/L	9.0 ug/L
000929	Sodium	BP	N	6010B	12/28/2011 19:02	3.8	mg/L	1.0 mg/L
001087	Vanadium	BP	N	6010B	12/28/2011 19:02	2.7 I	ug/L	10 ug/L
001092	Zinc	BP	N	6010B	12/28/2011 19:02	4.6 I	ug/L	20 ug/L
001055	Manganese	BP	N	6010B	12/28/2011 19:02	6.6 I	ug/L	10 ug/L
001067	Nickel	BP	N	6010B	12/28/2011 19:02	<40 U	ug/L	40 ug/L
001147	Selenium	BP	N	6010B	12/28/2011 19:02	<15 U	ug/L	15 ug/L
001105	Aluminum	BP	N	6010B	12/28/2011 19:02	1400	ug/L	100 ug/L
001077	Silver	BP	N	6010B	12/28/2011 19:02	<10 U	ug/L	10 ug/L
001012	Beryllium	BP	N	6020	12/28/2011 01:08	<1.0 U	ug/L	1.0 ug/L
001002	Arsenic	BP	N	6020	12/28/2011 01:08	6.6	ug/L	5.0 ug/L
001097	Antimony	BP	N	6020	12/28/2011 01:08	<2.0 U	ug/L	2.0 ug/L
001059	Thallium	BP	N	6020	12/28/2011 01:08	0.087 I	ug/L	1.0 ug/L
71900	Mercury	BP	N	7470A	12/29/2011 19:56	0.035 I V	ug/L	0.20 ug/L
34010	Toluene	BP	N	8260B	12/30/2011 13:14	<1.0 U	ug/L	1.0 ug/L
34496	1,1-Dichloroethane	BP	N	8260B	12/30/2011 13:14	<1.0 U	ug/L	1.0 ug/L
77562	1,1,1,2-Tetrachloroethane	BP	N	8260B	12/30/2011 13:14	<1.0 U	ug/L	1.0 ug/L
34516	1,1,2,2-Tetrachloroethane	BP	N	8260B	12/30/2011 13:14	<1.0 U	ug/L	1.0 ug/L
34511	1,1,2-Trichloroethane	BP	N	8260B	12/30/2011 13:14	<1.0 U	ug/L	1.0 ug/L
34506	1,1,1-Trichloroethane	BP	N	8260B	12/30/2011 13:14	<1.0 U	ug/L	1.0 ug/L
81551	Xylenes (total)	BP	N	8260B	12/30/2011 13:14	<2.0 U	ug/L	2.0 ug/L

* Attach Laboratory Reports

PART III ANALYTICAL RESULTS

Facility GMS#:

Test Site ID #: 19344

Sample Date/Time: 12/22/2011 11:38AM

Report Period: 2011 / 4
Year / Qtr

Well Name: MW-5B

Classification of Groundwater: G-II

Groundwater Elevation (NGVD):

or (MSL): 49.75

Well Purged (Y/N): Y

Well Type:
( ) Background
( ) Detection
(X) Compliance
( ) Other

Storet Code	Parameter Monitored	Sampling Method	Field Filtered (Y/N)	Analysis Method	Analysis Date/Time	* Analysis Result/Units	Detection Limit/Units
49263	trans-1,4-Dichloro-2-butene	BP	N	8260B	12/30/2011 13:14	<3.0 U ug/L	3.0 ug/L
39180	Trichloroethene	BP	N	8260B	12/30/2011 13:14	<1.0 U ug/L	1.0 ug/L
34546	trans-1,2-Dichloroethene	BP	N	8260B	12/30/2011 13:14	<1.0 U ug/L	1.0 ug/L
34699	trans-1,3-Dichloropropene	BP	N	8260B	12/30/2011 13:14	<3.0 U ug/L	3.0 ug/L
39175	Vinyl chloride	BP	N	8260B	12/30/2011 13:14	<1.0 U ug/L	1.0 ug/L
34488	Trichlorofluoromethane	BP	N	8260B	12/30/2011 13:14	<2.0 U ug/L	2.0 ug/L
77057	Vinyl acetate	BP	N	8260B	12/30/2011 13:14	<3.0 U ug/L	3.0 ug/L
32106	Chloroform	BP	N	8260B	12/30/2011 13:14	<1.0 U ug/L	1.0 ug/L
34311	Chloroethane	BP	N	8260B	12/30/2011 13:14	<2.0 U ug/L	2.0 ug/L
77093	cis-1,2-Dichloroethene	BP	N	8260B	12/30/2011 13:14	<1.0 U ug/L	1.0 ug/L
34418	Chloromethane	BP	N	8260B	12/30/2011 13:14	<2.0 U ug/L	2.0 ug/L
34301	Chlorobenzene	BP	N	8260B	12/30/2011 13:14	<1.0 U ug/L	1.0 ug/L
34413	Bromomethane	BP	N	8260B	12/30/2011 13:14	<2.0 U ug/L	2.0 ug/L
32104	Bromoform	BP	N	8260B	12/30/2011 13:14	<1.0 U ug/L	1.0 ug/L
32102	Carbon tetrachloride	BP	N	8260B	12/30/2011 13:14	<1.0 U ug/L	1.0 ug/L
77041	Carbon disulfide	BP	N	8260B	12/30/2011 13:14	<2.0 U ug/L	2.0 ug/L
34423	Methylene Chloride	BP	N	8260B	12/30/2011 13:14	0.56 I V ug/L	2.0 ug/L
77424	Iodomethane	BP	N	8260B	12/30/2011 13:14	<1.0 U ug/L	1.0 ug/L
34475	Tetrachloroethene	BP	N	8260B	12/30/2011 13:14	<1.0 U ug/L	1.0 ug/L
77128	Styrene	BP	N	8260B	12/30/2011 13:14	<1.0 U ug/L	1.0 ug/L
34371	Ethylbenzene	BP	N	8260B	12/30/2011 13:14	<1.0 U ug/L	1.0 ug/L
32105	Dibromochloromethane	BP	N	8260B	12/30/2011 13:14	<1.0 U ug/L	1.0 ug/L
34704	cis-1,3-Dichloropropene	BP	N	8260B	12/30/2011 13:14	<1.0 U ug/L	1.0 ug/L
77596	Dibromomethane	BP	N	8260B	12/30/2011 13:14	<1.0 U ug/L	1.0 ug/L
34571	1,4-Dichlorobenzene	BP	N	8260B	12/30/2011 13:14	<1.0 U ug/L	1.0 ug/L
34541	1,2-Dichloropropane	BP	N	8260B	12/30/2011 13:14	<1.0 U ug/L	1.0 ug/L
81595	2-Butanone (MEK)	BP	N	8260B	12/30/2011 13:14	<6.0 U ug/L	6.0 ug/L
34501	1,1-Dichloroethene	BP	N	8260B	12/30/2011 13:14	<1.0 U ug/L	1.0 ug/L
77443	1,2,3-Trichloropropane	BP	N	8260B	12/30/2011 13:14	<2.5 U ug/L	2.5 ug/L
34536	1,2-Dichlorobenzene	BP	N	8260B	12/30/2011 13:14	<1.0 U ug/L	1.0 ug/L
34531	1,2-Dichloroethane	BP	N	8260B	12/30/2011 13:14	<1.0 U ug/L	1.0 ug/L
78124	Benzene	BP	N	8260B	12/30/2011 13:14	<1.0 U ug/L	1.0 ug/L

* Attach Laboratory Reports

PART III ANALYTICAL RESULTS

Facility GMS#:

Test Site ID #: 19344

Sample Date/Time: 12/22/2011 11:38AM

Report Period: 2011 / 4
Year / Qtr

Well Name: MW-5B

Classification of Groundwater: G-II

Groundwater Elevation (NGVD):

or (MSL): 49.75

Well Purged (Y/N): Y

Well Type:
( ) Background
( ) Detection
(X) Compliance
( ) Other

Storet Code	Parameter Monitored	Sampling Method	Field Filtered (Y/N)	Analysis Method	Analysis Date/Time	* Analysis Result/Units		Detection Limit/Units
34215	Acrylonitrile	BP	N	8260B	12/30/2011 13:14	<20 U	ug/L	20 ug/L
32101	Bromodichloromethane	BP	N	8260B	12/30/2011 13:14	<1.0 U	ug/L	1.0 ug/L
73085	Bromochloromethane	BP	N	8260B	12/30/2011 13:14	<1.0 U	ug/L	1.0 ug/L
81552	Acetone	BP	N	8260B	12/30/2011 13:14	<20 U	ug/L	20 ug/L
77103	2-Hexanone	BP	N	8260B	12/30/2011 13:14	<5.0 U	ug/L	5.0 ug/L
81596	4-Methyl-2-pentanone (MIBK)	BP	N	8260B	12/30/2011 13:14	<5.0 U	ug/L	5.0 ug/L
000406	Field pH	BP	N	Field Sampling	12/22/2011 11:38	7.16	SU	-
082545	Groundwater Elevation	BP	N	Field Sampling	12/22/2011 11:38	49.75	ft/msl	-
82078	Field Turbidity	BP	N	Field Sampling	12/22/2011 11:38	8.71	NTU	-
00010	Field Temperature	BP	N	Field Sampling	12/22/2011 11:38	25.9	Degrees C	-
000299	Field Dissolved Oxygen	BP	N	Field Sampling	12/22/2011 11:38	0.0	mg/L	-
000094	Field Conductivity	BP	N	Field Sampling	12/22/2011 11:38	200	umhos/cm	-
00080	Color	BP	N	SM 2120B	12/23/2011 17:39	<5.0 U	PCU	5.0 PCU
00410	Total Alkalinity	BP	N	SM 2320B	12/29/2011 12:27	86 V	mg/L	5.0 mg/L
70300	Total Dissolved Solids	BP	N	SM 2540C	12/29/2011 09:47	110	mg/L	10 mg/L

* Attach Laboratory Reports

PART III ANALYTICAL RESULTS

Facility GMS#:

Test Site ID #: 19343

Sample Date/Time: 12/22/2011 10:51AM

Report Period: 2011 / 4
Year / Qtr

Well Name: MW-5A

Classification of Groundwater: G-II

Groundwater Elevation (NGVD):

or (MSL): 50.86

Well Purged (Y/N): Y

Well Type:
( ) Background
( ) Detection
(X) Compliance
( ) Other

Storet Code	Parameter Monitored	Sampling Method	Field Filtered (Y/N)	Analysis Method	Analysis Date/Time	* Analysis Result/Units		Detection Limit/Units
00620	Nitrate as N	BP	N	300.0	12/23/2011 18:15	2.1	mg/L	0.50 mg/L
00940	Chloride	BP	N	300.0	12/23/2011 18:15	2.8 I	mg/L	3.0 mg/L
000610	Ammonia as N	BP	N	350.1	12/30/2011 13:13	<0.10 U	mg/L	0.10 mg/L
38437	1,2-Dibromo-3-Chloropropane	BP	N	504.1	12/28/2011 07:30	<0.020 U	ug/L	0.020 ug/L
77651	1,2-Dibromoethane	BP	N	504.1	12/28/2011 07:30	<0.020 U	ug/L	0.020 ug/L
001077	Silver	BP	N	6010B	12/28/2011 19:04	<10 U	ug/L	10 ug/L
001147	Selenium	BP	N	6010B	12/28/2011 19:04	<15 U	ug/L	15 ug/L
001067	Nickel	BP	N	6010B	12/28/2011 19:04	<40 U	ug/L	40 ug/L
000929	Sodium	BP	N	6010B	12/28/2011 19:04	2.3	mg/L	1.0 mg/L
001105	Aluminum	BP	N	6010B	12/28/2011 19:04	140	ug/L	100 ug/L
001092	Zinc	BP	N	6010B	12/28/2011 19:04	7.3 I	ug/L	20 ug/L
001087	Vanadium	BP	N	6010B	12/28/2011 19:04	<10 U	ug/L	10 ug/L
001055	Manganese	BP	N	6010B	12/28/2011 19:04	5.2 I	ug/L	10 ug/L
001034	Chromium	BP	N	6010B	12/28/2011 19:04	1.7 I	ug/L	10 ug/L
001027	Cadmium	BP	N	6010B	12/28/2011 19:04	<5.0 U	ug/L	5.0 ug/L
001007	Barium	BP	N	6010B	12/28/2011 19:04	44	ug/L	10 ug/L
001037	Cobalt	BP	N	6010B	12/28/2011 19:04	<10 U	ug/L	10 ug/L
001051	Lead	BP	N	6010B	12/28/2011 19:04	<9.0 U	ug/L	9.0 ug/L
001045	Iron	BP	N	6010B	12/28/2011 19:04	33 I	ug/L	100 ug/L
001042	Copper	BP	N	6010B	12/28/2011 19:04	<15 U	ug/L	15 ug/L
001059	Thallium	BP	N	6020	12/28/2011 01:11	0.033 I	ug/L	1.0 ug/L
001097	Antimony	BP	N	6020	12/28/2011 01:11	<2.0 U	ug/L	2.0 ug/L
001012	Beryllium	BP	N	6020	12/28/2011 01:11	<1.0 U	ug/L	1.0 ug/L
001002	Arsenic	BP	N	6020	12/28/2011 01:11	<5.0 U	ug/L	5.0 ug/L
71900	Mercury	BP	N	7470A	12/29/2011 19:58	0.039 I V	ug/L	0.20 ug/L
34371	Ethylbenzene	BP	N	8260B	12/30/2011 13:36	<1.0 U	ug/L	1.0 ug/L
77424	Iodomethane	BP	N	8260B	12/30/2011 13:36	<1.0 U	ug/L	1.0 ug/L
77596	Dibromomethane	BP	N	8260B	12/30/2011 13:36	<1.0 U	ug/L	1.0 ug/L
34423	Methylene Chloride	BP	N	8260B	12/30/2011 13:36	0.58 I V	ug/L	2.0 ug/L
32105	Dibromochloromethane	BP	N	8260B	12/30/2011 13:36	<1.0 U	ug/L	1.0 ug/L
34418	Chloromethane	BP	N	8260B	12/30/2011 13:36	<2.0 U	ug/L	2.0 ug/L
32106	Chloroform	BP	N	8260B	12/30/2011 13:36	<1.0 U	ug/L	1.0 ug/L

* Attach Laboratory Reports

PART III ANALYTICAL RESULTS

Facility GMS#:

Test Site ID #: 19343

Sample Date/Time: 12/22/2011 10:51AM

Report Period: 2011 / 4
Year / Qtr

Well Name: MW-5A

Classification of Groundwater: G-II

Groundwater Elevation (NGVD):

or (MSL): 50.86

Well Purged (Y/N): Y

Well Type:
( ) Background
( ) Detection
(X) Compliance
( ) Other

Storet Code	Parameter Monitored	Sampling Method	Field Filtered (Y/N)	Analysis Method	Analysis Date/Time	* Analysis Result/Units	Detection Limit/Units
77093	cis-1,2-Dichloroethene	BP	N	8260B	12/30/2011 13:36	<1.0 U ug/L	1.0 ug/L
34311	Chloroethane	BP	N	8260B	12/30/2011 13:36	<2.0 U ug/L	2.0 ug/L
34704	cis-1,3-Dichloropropene	BP	N	8260B	12/30/2011 13:36	<1.0 U ug/L	1.0 ug/L
81551	Xylenes (total)	BP	N	8260B	12/30/2011 13:36	<2.0 U ug/L	2.0 ug/L
39180	Trichloroethene	BP	N	8260B	12/30/2011 13:36	<1.0 U ug/L	1.0 ug/L
49263	trans-1,4-Dichloro-2-butene	BP	N	8260B	12/30/2011 13:36	<3.0 U ug/L	3.0 ug/L
34488	Trichlorofluoromethane	BP	N	8260B	12/30/2011 13:36	<2.0 U ug/L	2.0 ug/L
77057	Vinyl acetate	BP	N	8260B	12/30/2011 13:36	<3.0 U ug/L	3.0 ug/L
39175	Vinyl chloride	BP	N	8260B	12/30/2011 13:36	<1.0 U ug/L	1.0 ug/L
34475	Tetrachloroethene	BP	N	8260B	12/30/2011 13:36	<1.0 U ug/L	1.0 ug/L
77128	Styrene	BP	N	8260B	12/30/2011 13:36	<1.0 U ug/L	1.0 ug/L
34699	trans-1,3-Dichloropropene	BP	N	8260B	12/30/2011 13:36	<3.0 U ug/L	3.0 ug/L
34546	trans-1,2-Dichloroethene	BP	N	8260B	12/30/2011 13:36	<1.0 U ug/L	1.0 ug/L
34010	Toluene	BP	N	8260B	12/30/2011 13:36	<1.0 U ug/L	1.0 ug/L
34301	Chlorobenzene	BP	N	8260B	12/30/2011 13:36	<1.0 U ug/L	1.0 ug/L
77103	2-Hexanone	BP	N	8260B	12/30/2011 13:36	<5.0 U ug/L	5.0 ug/L
81596	4-Methyl-2-pentanone (MIBK)	BP	N	8260B	12/30/2011 13:36	<5.0 U ug/L	5.0 ug/L
34541	1,2-Dichloropropane	BP	N	8260B	12/30/2011 13:36	<1.0 U ug/L	1.0 ug/L
34571	1,4-Dichlorobenzene	BP	N	8260B	12/30/2011 13:36	<1.0 U ug/L	1.0 ug/L
81595	2-Butanone (MEK)	BP	N	8260B	12/30/2011 13:36	<6.0 U ug/L	6.0 ug/L
77041	Carbon disulfide	BP	N	8260B	12/30/2011 13:36	<2.0 U ug/L	2.0 ug/L
32101	Bromodichloromethane	BP	N	8260B	12/30/2011 13:36	<1.0 U ug/L	1.0 ug/L
32104	Bromoform	BP	N	8260B	12/30/2011 13:36	<1.0 U ug/L	1.0 ug/L
34413	Bromomethane	BP	N	8260B	12/30/2011 13:36	<2.0 U ug/L	2.0 ug/L
34215	Acrylonitrile	BP	N	8260B	12/30/2011 13:36	<20 U ug/L	20 ug/L
78124	Benzene	BP	N	8260B	12/30/2011 13:36	<1.0 U ug/L	1.0 ug/L
73085	Bromochloromethane	BP	N	8260B	12/30/2011 13:36	<1.0 U ug/L	1.0 ug/L
34506	1,1,1-Trichloroethane	BP	N	8260B	12/30/2011 13:36	<1.0 U ug/L	1.0 ug/L
34516	1,1,2,2-Tetrachloroethane	BP	N	8260B	12/30/2011 13:36	<1.0 U ug/L	1.0 ug/L
34511	1,1,2-Trichloroethane	BP	N	8260B	12/30/2011 13:36	<1.0 U ug/L	1.0 ug/L
81552	Acetone	BP	N	8260B	12/30/2011 13:36	4.7 I ug/L	20 ug/L
32102	Carbon tetrachloride	BP	N	8260B	12/30/2011 13:36	<1.0 U ug/L	1.0 ug/L

* Attach Laboratory Reports

PART III ANALYTICAL RESULTS

Facility GMS#:

Test Site ID #: 19343

Sample Date/Time: 12/22/2011 10:51AM

Report Period: 2011 / 4
Year / Qtr

Well Name: MW-5A

Classification of Groundwater: G-II

Groundwater Elevation (NGVD):

or (MSL): 50.86

Well Purged (Y/N): Y

Well Type:
( ) Background
( ) Detection
(X) Compliance
( ) Other

Storet Code	Parameter Monitored	Sampling Method	Field Filtered (Y/N)	Analysis Method	Analysis Date/Time	* Analysis Result/Units		Detection Limit/Units
77562	1,1,1,2-Tetrachloroethane	BP	N	8260B	12/30/2011 13:36	<1.0 U	ug/L	1.0 ug/L
34536	1,2-Dichlorobenzene	BP	N	8260B	12/30/2011 13:36	<1.0 U	ug/L	1.0 ug/L
34531	1,2-Dichloroethane	BP	N	8260B	12/30/2011 13:36	<1.0 U	ug/L	1.0 ug/L
34496	1,1-Dichloroethane	BP	N	8260B	12/30/2011 13:36	<1.0 U	ug/L	1.0 ug/L
34501	1,1-Dichloroethene	BP	N	8260B	12/30/2011 13:36	<1.0 U	ug/L	1.0 ug/L
77443	1,2,3-Trichloropropane	BP	N	8260B	12/30/2011 13:36	<2.5 U	ug/L	2.5 ug/L
000299	Field Dissolved Oxygen	BP	N	Field Sampling	12/22/2011 10:51	4.8	mg/L	-
000094	Field Conductivity	BP	N	Field Sampling	12/22/2011 10:51	59	umhos/cm	-
82078	Field Turbidity	BP	N	Field Sampling	12/22/2011 10:51	9.47	NTU	-
082545	Groundwater Elevation	BP	N	Field Sampling	12/22/2011 10:51	50.86	ft/msl	-
00010	Field Temperature	BP	N	Field Sampling	12/22/2011 10:51	26.5	Degrees C	-
000406	Field pH	BP	N	Field Sampling	12/22/2011 10:51	3.83	SU	-
00080	Color	BP	N	SM 2120B	12/23/2011 17:39	<5.0 U	PCU	5.0 PCU
00410	Total Alkalinity	BP	N	SM 2320B	12/29/2011 12:32	2.5 I V	mg/L	5.0 mg/L
70300	Total Dissolved Solids	BP	N	SM 2540C	12/29/2011 09:47	41	mg/L	10 mg/L

* Attach Laboratory Reports

PART III ANALYTICAL RESULTS

Facility GMS#:

Test Site ID #: 19347

Sample Date/Time: 12/22/2011 10:14AM

Report Period: 2011 / 4
Year / Qtr

Well Name: MW-7A

Classification of Groundwater: G-II

Groundwater Elevation (NGVD):

or (MSL): 64.68

Well Purged (Y/N): Y

Well Type: (X) Background
( ) Detection
( ) Compliance
( ) Other

Storet Code	Parameter Monitored	Sampling Method	Field Filtered (Y/N)	Analysis Method	Analysis Date/Time	* Analysis Result/Units	Detection Limit/Units
00620	Nitrate as N	BP	N	300.0	12/23/2011 23:01	13 mg/L	2.5 mg/L
00940	Chloride	BP	N	300.0	12/23/2011 18:32	11 mg/L	3.0 mg/L
000610	Ammonia as N	BP	N	350.1	12/30/2011 13:15	<0.10 U mg/L	0.10 mg/L
38437	1,2-Dibromo-3-Chloropropane	BP	N	504.1	12/28/2011 08:10	<0.020 U ug/L	0.020 ug/L
77651	1,2-Dibromoethane	BP	N	504.1	12/28/2011 08:10	<0.020 U ug/L	0.020 ug/L
001055	Manganese	BP	N	6010B	12/28/2011 19:17	<10 U ug/L	10 ug/L
001067	Nickel	BP	N	6010B	12/28/2011 19:17	1.8 I ug/L	40 ug/L
001045	Iron	BP	N	6010B	12/28/2011 19:17	<100 U ug/L	100 ug/L
001051	Lead	BP	N	6010B	12/28/2011 19:17	<9.0 U ug/L	9.0 ug/L
001147	Selenium	BP	N	6010B	12/28/2011 19:17	<15 U ug/L	15 ug/L
001087	Vanadium	BP	N	6010B	12/28/2011 19:17	<10 U ug/L	10 ug/L
000929	Sodium	BP	N	6010B	12/28/2011 19:17	5.9 mg/L	1.0 mg/L
001077	Silver	BP	N	6010B	12/28/2011 19:17	<10 U ug/L	10 ug/L
001092	Zinc	BP	N	6010B	12/28/2011 19:17	<20 U ug/L	20 ug/L
001027	Cadmium	BP	N	6010B	12/28/2011 19:17	<5.0 U ug/L	5.0 ug/L
001007	Barium	BP	N	6010B	12/28/2011 19:17	13 ug/L	10 ug/L
001105	Aluminum	BP	N	6010B	12/28/2011 19:17	<100 U ug/L	100 ug/L
001042	Copper	BP	N	6010B	12/28/2011 19:17	<15 U ug/L	15 ug/L
001037	Cobalt	BP	N	6010B	12/28/2011 19:17	<10 U ug/L	10 ug/L
001034	Chromium	BP	N	6010B	12/28/2011 19:17	0.76 I ug/L	10 ug/L
001002	Arsenic	BP	N	6020	12/28/2011 01:20	<5.0 U ug/L	5.0 ug/L
001097	Antimony	BP	N	6020	12/28/2011 01:20	<2.0 U ug/L	2.0 ug/L
001059	Thallium	BP	N	6020	12/28/2011 01:20	0.080 I ug/L	1.0 ug/L
001012	Beryllium	BP	N	6020	12/28/2011 01:20	<1.0 U ug/L	1.0 ug/L
71900	Mercury	BP	N	7470A	12/29/2011 20:00	0.032 I V ug/L	0.20 ug/L
32105	Dibromochloromethane	BP	N	8260B	12/30/2011 13:57	<1.0 U ug/L	1.0 ug/L
34704	cis-1,3-Dichloropropene	BP	N	8260B	12/30/2011 13:57	<1.0 U ug/L	1.0 ug/L
77424	Iodomethane	BP	N	8260B	12/30/2011 13:57	<1.0 U ug/L	1.0 ug/L
34371	Ethylbenzene	BP	N	8260B	12/30/2011 13:57	<1.0 U ug/L	1.0 ug/L
77596	Dibromomethane	BP	N	8260B	12/30/2011 13:57	<1.0 U ug/L	1.0 ug/L
34311	Chloroethane	BP	N	8260B	12/30/2011 13:57	<2.0 U ug/L	2.0 ug/L
32102	Carbon tetrachloride	BP	N	8260B	12/30/2011 13:57	<1.0 U ug/L	1.0 ug/L

* Attach Laboratory Reports

PART III ANALYTICAL RESULTS

Facility GMS#:

Test Site ID #: 19347

Sample Date/Time: 12/22/2011 10:14AM

Report Period: 2011 / 4
Year / Qtr

Well Name: MW-7A

Classification of Groundwater: G-II

Groundwater Elevation (NGVD):

or (MSL): 64.68

Well Purged (Y/N): Y

Well Type:
(X) Background
( ) Detection
( ) Compliance
( ) Other

Storet Code	Parameter Monitored	Sampling Method	Field Filtered (Y/N)	Analysis Method	Analysis Date/Time	* Analysis Result/Units	Detection Limit/Units
34301	Chlorobenzene	BP	N	8260B	12/30/2011 13:57	<1.0 U ug/L	1.0 ug/L
77093	cis-1,2-Dichloroethene	BP	N	8260B	12/30/2011 13:57	<1.0 U ug/L	1.0 ug/L
34418	Chloromethane	BP	N	8260B	12/30/2011 13:57	<2.0 U ug/L	2.0 ug/L
32106	Chloroform	BP	N	8260B	12/30/2011 13:57	<1.0 U ug/L	1.0 ug/L
34423	Methylene Chloride	BP	N	8260B	12/30/2011 13:57	0.57 I V ug/L	2.0 ug/L
77057	Vinyl acetate	BP	N	8260B	12/30/2011 13:57	<3.0 U ug/L	3.0 ug/L
34488	Trichlorofluoromethane	BP	N	8260B	12/30/2011 13:57	<2.0 U ug/L	2.0 ug/L
39180	Trichloroethene	BP	N	8260B	12/30/2011 13:57	<1.0 U ug/L	1.0 ug/L
34413	Bromomethane	BP	N	8260B	12/30/2011 13:57	<2.0 U ug/L	2.0 ug/L
81551	Xylenes (total)	BP	N	8260B	12/30/2011 13:57	<2.0 U ug/L	2.0 ug/L
39175	Vinyl chloride	BP	N	8260B	12/30/2011 13:57	<1.0 U ug/L	1.0 ug/L
49263	trans-1,4-Dichloro-2-butene	BP	N	8260B	12/30/2011 13:57	<3.0 U ug/L	3.0 ug/L
34475	Tetrachloroethene	BP	N	8260B	12/30/2011 13:57	<1.0 U ug/L	1.0 ug/L
77128	Styrene	BP	N	8260B	12/30/2011 13:57	<1.0 U ug/L	1.0 ug/L
34699	trans-1,3-Dichloropropene	BP	N	8260B	12/30/2011 13:57	<3.0 U ug/L	3.0 ug/L
34546	trans-1,2-Dichloroethene	BP	N	8260B	12/30/2011 13:57	<1.0 U ug/L	1.0 ug/L
34010	Toluene	BP	N	8260B	12/30/2011 13:57	<1.0 U ug/L	1.0 ug/L
34536	1,2-Dichlorobenzene	BP	N	8260B	12/30/2011 13:57	<1.0 U ug/L	1.0 ug/L
77443	1,2,3-Trichloropropane	BP	N	8260B	12/30/2011 13:57	<2.5 U ug/L	2.5 ug/L
34541	1,2-Dichloropropane	BP	N	8260B	12/30/2011 13:57	<1.0 U ug/L	1.0 ug/L
34531	1,2-Dichloroethane	BP	N	8260B	12/30/2011 13:57	<1.0 U ug/L	1.0 ug/L
34501	1,1-Dichloroethene	BP	N	8260B	12/30/2011 13:57	<1.0 U ug/L	1.0 ug/L
34506	1,1,1-Trichloroethane	BP	N	8260B	12/30/2011 13:57	<1.0 U ug/L	1.0 ug/L
77562	1,1,1,2-Tetrachloroethane	BP	N	8260B	12/30/2011 13:57	<1.0 U ug/L	1.0 ug/L
34516	1,1,2,2-Tetrachloroethane	BP	N	8260B	12/30/2011 13:57	<1.0 U ug/L	1.0 ug/L
34496	1,1-Dichloroethane	BP	N	8260B	12/30/2011 13:57	<1.0 U ug/L	1.0 ug/L
34511	1,1,2-Trichloroethane	BP	N	8260B	12/30/2011 13:57	<1.0 U ug/L	1.0 ug/L
34571	1,4-Dichlorobenzene	BP	N	8260B	12/30/2011 13:57	<1.0 U ug/L	1.0 ug/L
73085	Bromochloromethane	BP	N	8260B	12/30/2011 13:57	<1.0 U ug/L	1.0 ug/L
78124	Benzene	BP	N	8260B	12/30/2011 13:57	<1.0 U ug/L	1.0 ug/L
32101	Bromodichloromethane	BP	N	8260B	12/30/2011 13:57	<1.0 U ug/L	1.0 ug/L
77041	Carbon disulfide	BP	N	8260B	12/30/2011 13:57	<2.0 U ug/L	2.0 ug/L

* Attach Laboratory Reports

PART III ANALYTICAL RESULTS

Facility GMS#:

Test Site ID #: 19347

Sample Date/Time: 12/22/2011 10:14AM

Report Period: 2011 / 4
Year / Qtr

Well Name: MW-7A

Classification of Groundwater: G-II

Groundwater Elevation (NGVD):

or (MSL): 64.68

Well Purged (Y/N): Y

Well Type:
(X) Background
( ) Detection
( ) Compliance
( ) Other

Storet Code	Parameter Monitored	Sampling Method	Field Filtered (Y/N)	Analysis Method	Analysis Date/Time	* Analysis Result/Units		Detection Limit/Units
32104	Bromoform	BP	N	8260B	12/30/2011 13:57	<1.0 U	ug/L	1.0 ug/L
34215	Acrylonitrile	BP	N	8260B	12/30/2011 13:57	<20 U	ug/L	20 ug/L
77103	2-Hexanone	BP	N	8260B	12/30/2011 13:57	<5.0 U	ug/L	5.0 ug/L
81595	2-Butanone (MEK)	BP	N	8260B	12/30/2011 13:57	<6.0 U	ug/L	6.0 ug/L
81552	Acetone	BP	N	8260B	12/30/2011 13:57	3.1 I	ug/L	20 ug/L
81596	4-Methyl-2-pentanone (MIBK)	BP	N	8260B	12/30/2011 13:57	<5.0 U	ug/L	5.0 ug/L
82078	Field Turbidity	BP	N	Field Sampling	12/22/2011 10:14	0.29	NTU	-
00010	Field Temperature	BP	N	Field Sampling	12/22/2011 10:14	23.8	Degrees C	-
000299	Field Dissolved Oxygen	BP	N	Field Sampling	12/22/2011 10:14	1.4	mg/L	-
082545	Groundwater Elevation	BP	N	Field Sampling	12/22/2011 10:14	64.68	ft/msl	-
000406	Field pH	BP	N	Field Sampling	12/22/2011 10:14	7.12	SU	-
000094	Field Conductivity	BP	N	Field Sampling	12/22/2011 10:14	280	umhos/cm	-
00080	Color	BP	N	SM 2120B	12/23/2011 17:39	<5.0 U	PCU	5.0 PCU
00410	Total Alkalinity	BP	N	SM 2320B	12/29/2011 12:40	72 V	mg/L	5.0 mg/L
70300	Total Dissolved Solids	BP	N	SM 2540C	12/29/2011 09:47	180	mg/L	10 mg/L

* Attach Laboratory Reports

PART III ANALYTICAL RESULTS

Facility GMS#:

Test Site ID #: 19348

Sample Date/Time: 12/22/2011 09:45AM

Report Period: 2011 / 4
Year / Qtr

Well Name: MW-7B

Classification of Groundwater: G-II

Groundwater Elevation (NGVD):

or (MSL): 51.73

Well Purged (Y/N): Y

Well Type:
( ) Background
( ) Detection
(X) Compliance
( ) Other

Storet Code	Parameter Monitored	Sampling Method	Field Filtered (Y/N)	Analysis Method	Analysis Date/Time	* Analysis Result/Units	Detection Limit/Units
00940	Chloride	BP	N	300.0	12/23/2011 19:23	4.0 mg/L	3.0 mg/L
00620	Nitrate as N	BP	N	300.0	12/23/2011 19:23	<0.50 U mg/L	0.50 mg/L
000610	Ammonia as N	BP	N	350.1	12/30/2011 13:16	<0.10 U mg/L	0.10 mg/L
77651	1,2-Dibromoethane	BP	N	504.1	12/28/2011 08:29	<0.020 U ug/L	0.020 ug/L
38437	1,2-Dibromo-3-Chloropropane	BP	N	504.1	12/28/2011 08:29	<0.020 U ug/L	0.020 ug/L
001067	Nickel	BP	N	6010B	12/28/2011 19:19	<40 U ug/L	40 ug/L
001147	Selenium	BP	N	6010B	12/28/2011 19:19	<15 U ug/L	15 ug/L
001051	Lead	BP	N	6010B	12/28/2011 19:19	<9.0 U ug/L	9.0 ug/L
001055	Manganese	BP	N	6010B	12/28/2011 19:19	2.2 I ug/L	10 ug/L
001087	Vanadium	BP	N	6010B	12/28/2011 19:19	<10 U ug/L	10 ug/L
001092	Zinc	BP	N	6010B	12/28/2011 19:19	<20 U ug/L	20 ug/L
001077	Silver	BP	N	6010B	12/28/2011 19:19	<10 U ug/L	10 ug/L
000929	Sodium	BP	N	6010B	12/28/2011 19:19	6.3 mg/L	1.0 mg/L
001045	Iron	BP	N	6010B	12/28/2011 19:19	220 ug/L	100 ug/L
001027	Cadmium	BP	N	6010B	12/28/2011 19:19	<5.0 U ug/L	5.0 ug/L
001007	Barium	BP	N	6010B	12/28/2011 19:19	4.8 I ug/L	10 ug/L
001105	Aluminum	BP	N	6010B	12/28/2011 19:19	460 ug/L	100 ug/L
001042	Copper	BP	N	6010B	12/28/2011 19:19	<15 U ug/L	15 ug/L
001037	Cobalt	BP	N	6010B	12/28/2011 19:19	<10 U ug/L	10 ug/L
001034	Chromium	BP	N	6010B	12/28/2011 19:19	1.4 I ug/L	10 ug/L
001002	Arsenic	BP	N	6020	12/28/2011 01:22	1.1 I ug/L	5.0 ug/L
001097	Antimony	BP	N	6020	12/28/2011 01:22	<2.0 U ug/L	2.0 ug/L
001012	Beryllium	BP	N	6020	12/28/2011 01:22	<1.0 U ug/L	1.0 ug/L
001059	Thallium	BP	N	6020	12/28/2011 01:22	<1.0 U ug/L	1.0 ug/L
71900	Mercury	BP	N	7470A	12/29/2011 20:03	0.029 I V ug/L	0.20 ug/L
77596	Dibromomethane	BP	N	8260B	12/30/2011 14:18	<1.0 U ug/L	1.0 ug/L
34371	Ethylbenzene	BP	N	8260B	12/30/2011 14:18	<1.0 U ug/L	1.0 ug/L
77424	Iodomethane	BP	N	8260B	12/30/2011 14:18	<1.0 U ug/L	1.0 ug/L
77128	Styrene	BP	N	8260B	12/30/2011 14:18	<1.0 U ug/L	1.0 ug/L
34423	Methylene Chloride	BP	N	8260B	12/30/2011 14:18	0.60 I V ug/L	2.0 ug/L
34418	Chloromethane	BP	N	8260B	12/30/2011 14:18	<2.0 U ug/L	2.0 ug/L
32106	Chloroform	BP	N	8260B	12/30/2011 14:18	<1.0 U ug/L	1.0 ug/L

* Attach Laboratory Reports

PART III ANALYTICAL RESULTS

Facility GMS#:

Test Site ID #: 19348

Sample Date/Time: 12/22/2011 09:45AM

Report Period: 2011 / 4
Year / Qtr

Well Name: MW-7B

Classification of Groundwater: G-II

Groundwater Elevation (NGVD):

or (MSL): 51.73

Well Purged (Y/N): Y

Well Type:
( ) Background
( ) Detection
(X) Compliance
( ) Other

Storet Code	Parameter Monitored	Sampling Method	Field Filtered (Y/N)	Analysis Method	Analysis Date/Time	* Analysis Result/Units	Detection Limit/Units
34311	Chloroethane	BP	N	8260B	12/30/2011 14:18	<2.0 U ug/L	2.0 ug/L
32105	Dibromochloromethane	BP	N	8260B	12/30/2011 14:18	<1.0 U ug/L	1.0 ug/L
34704	cis-1,3-Dichloropropene	BP	N	8260B	12/30/2011 14:18	<1.0 U ug/L	1.0 ug/L
77093	cis-1,2-Dichloroethene	BP	N	8260B	12/30/2011 14:18	<1.0 U ug/L	1.0 ug/L
77057	Vinyl acetate	BP	N	8260B	12/30/2011 14:18	<3.0 U ug/L	3.0 ug/L
34488	Trichlorofluoromethane	BP	N	8260B	12/30/2011 14:18	<2.0 U ug/L	2.0 ug/L
39180	Trichloroethene	BP	N	8260B	12/30/2011 14:18	<1.0 U ug/L	1.0 ug/L
34541	1,2-Dichloropropane	BP	N	8260B	12/30/2011 14:18	<1.0 U ug/L	1.0 ug/L
81551	Xylenes (total)	BP	N	8260B	12/30/2011 14:18	<2.0 U ug/L	2.0 ug/L
39175	Vinyl chloride	BP	N	8260B	12/30/2011 14:18	<1.0 U ug/L	1.0 ug/L
34010	Toluene	BP	N	8260B	12/30/2011 14:18	<1.0 U ug/L	1.0 ug/L
34475	Tetrachloroethene	BP	N	8260B	12/30/2011 14:18	<1.0 U ug/L	1.0 ug/L
49263	trans-1,4-Dichloro-2-butene	BP	N	8260B	12/30/2011 14:18	<3.0 U ug/L	3.0 ug/L
34699	trans-1,3-Dichloropropene	BP	N	8260B	12/30/2011 14:18	<3.0 U ug/L	3.0 ug/L
34546	trans-1,2-Dichloroethene	BP	N	8260B	12/30/2011 14:18	<1.0 U ug/L	1.0 ug/L
34301	Chlorobenzene	BP	N	8260B	12/30/2011 14:18	<1.0 U ug/L	1.0 ug/L
34536	1,2-Dichlorobenzene	BP	N	8260B	12/30/2011 14:18	<1.0 U ug/L	1.0 ug/L
77443	1,2,3-Trichloropropane	BP	N	8260B	12/30/2011 14:18	<2.5 U ug/L	2.5 ug/L
81595	2-Butanone (MEK)	BP	N	8260B	12/30/2011 14:18	<6.0 U ug/L	6.0 ug/L
34571	1,4-Dichlorobenzene	BP	N	8260B	12/30/2011 14:18	<1.0 U ug/L	1.0 ug/L
34531	1,2-Dichloroethane	BP	N	8260B	12/30/2011 14:18	<1.0 U ug/L	1.0 ug/L
34516	1,1,2,2-Tetrachloroethane	BP	N	8260B	12/30/2011 14:18	<1.0 U ug/L	1.0 ug/L
34506	1,1,1-Trichloroethane	BP	N	8260B	12/30/2011 14:18	<1.0 U ug/L	1.0 ug/L
77562	1,1,1,2-Tetrachloroethane	BP	N	8260B	12/30/2011 14:18	<1.0 U ug/L	1.0 ug/L
34501	1,1-Dichloroethene	BP	N	8260B	12/30/2011 14:18	<1.0 U ug/L	1.0 ug/L
34496	1,1-Dichloroethane	BP	N	8260B	12/30/2011 14:18	<1.0 U ug/L	1.0 ug/L
34511	1,1,2-Trichloroethane	BP	N	8260B	12/30/2011 14:18	<1.0 U ug/L	1.0 ug/L
32104	Bromoform	BP	N	8260B	12/30/2011 14:18	<1.0 U ug/L	1.0 ug/L
32101	Bromodichloromethane	BP	N	8260B	12/30/2011 14:18	<1.0 U ug/L	1.0 ug/L
73085	Bromochloromethane	BP	N	8260B	12/30/2011 14:18	<1.0 U ug/L	1.0 ug/L
32102	Carbon tetrachloride	BP	N	8260B	12/30/2011 14:18	<1.0 U ug/L	1.0 ug/L
77041	Carbon disulfide	BP	N	8260B	12/30/2011 14:18	<2.0 U ug/L	2.0 ug/L

* Attach Laboratory Reports

PART III ANALYTICAL RESULTS

Facility GMS#:

Test Site ID #: 19348

Sample Date/Time: 12/22/2011 09:45AM

Report Period: 2011 / 4
Year / Qtr

Well Name: MW-7B

Classification of Groundwater: G-II

Groundwater Elevation (NGVD):

or (MSL): 51.73

Well Purged (Y/N): Y

Well Type:
( ) Background
( ) Detection
(X) Compliance
( ) Other

Storet Code	Parameter Monitored	Sampling Method	Field Filtered (Y/N)	Analysis Method	Analysis Date/Time	* Analysis Result/Units		Detection Limit/Units
34413	Bromomethane	BP	N	8260B	12/30/2011 14:18	<2.0 U	ug/L	2.0 ug/L
81596	4-Methyl-2-pentanone (MIBK)	BP	N	8260B	12/30/2011 14:18	<5.0 U	ug/L	5.0 ug/L
77103	2-Hexanone	BP	N	8260B	12/30/2011 14:18	<5.0 U	ug/L	5.0 ug/L
78124	Benzene	BP	N	8260B	12/30/2011 14:18	<1.0 U	ug/L	1.0 ug/L
34215	Acrylonitrile	BP	N	8260B	12/30/2011 14:18	<20 U	ug/L	20 ug/L
81552	Acetone	BP	N	8260B	12/30/2011 14:18	4.5 I	ug/L	20 ug/L
000299	Field Dissolved Oxygen	BP	N	Field Sampling	12/22/2011 09:45	1.4	mg/L	-
000094	Field Conductivity	BP	N	Field Sampling	12/22/2011 09:45	143	umhos/cm	-
082545	Groundwater Elevation	BP	N	Field Sampling	12/22/2011 09:45	51.73	ft/msl	-
000406	Field pH	BP	N	Field Sampling	12/22/2011 09:45	6.61	SU	-
00010	Field Temperature	BP	N	Field Sampling	12/22/2011 09:45	23.3	Degrees C	-
82078	Field Turbidity	BP	N	Field Sampling	12/22/2011 09:45	10.20	NTU	-
00080	Color	BP	N	SM 2120B	12/23/2011 17:39	<5.0 U	PCU	5.0 PCU
00410	Total Alkalinity	BP	N	SM 2320B	12/29/2011 12:47	71 V	mg/L	5.0 mg/L
70300	Total Dissolved Solids	BP	N	SM 2540C	12/29/2011 09:47	75	mg/L	10 mg/L

* Attach Laboratory Reports

PART III ANALYTICAL RESULTS

Facility GMS#:

Test Site ID #: 19335

Sample Date/Time: 12/22/2011 09:06AM

Report Period: 2011 / 4
Year / Qtr

Well Name: MW-1A

Classification of Groundwater: G-II

Groundwater Elevation (NGVD):

or (MSL): 63.47

Well Purged (Y/N): Y

Well Type:
(X) Background
( ) Detection
( ) Compliance
( ) Other

Storet Code	Parameter Monitored	Sampling Method	Field Filtered (Y/N)	Analysis Method	Analysis Date/Time	* Analysis Result/Units		Detection Limit/Units	
00620	Nitrate as N	BP	N	300.0	12/23/2011 23:18	11	mg/L	2.5	mg/L
00940	Chloride	BP	N	300.0	12/23/2011 19:40	13	mg/L	3.0	mg/L
000610	Ammonia as N	BP	N	350.1	12/30/2011 13:18	<0.10 U	mg/L	0.10	mg/L
38437	1,2-Dibromo-3-Chloropropane	BP	N	504.1	12/28/2011 08:49	<0.020 U	ug/L	0.020	ug/L
77651	1,2-Dibromoethane	BP	N	504.1	12/28/2011 08:49	<0.020 U	ug/L	0.020	ug/L
001067	Nickel	BP	N	6010B	12/28/2011 19:22	4.3 I	ug/L	40	ug/L
001077	Silver	BP	N	6010B	12/28/2011 19:22	<10 U	ug/L	10	ug/L
001147	Selenium	BP	N	6010B	12/28/2011 19:22	<15 U	ug/L	15	ug/L
001092	Zinc	BP	N	6010B	12/28/2011 19:22	4.5 I	ug/L	20	ug/L
001037	Cobalt	BP	N	6010B	12/28/2011 19:22	1.2 I	ug/L	10	ug/L
000929	Sodium	BP	N	6010B	12/28/2011 19:22	7.3	mg/L	1.0	mg/L
001087	Vanadium	BP	N	6010B	12/28/2011 19:22	1.1 I	ug/L	10	ug/L
001055	Manganese	BP	N	6010B	12/28/2011 19:22	2.4 I	ug/L	10	ug/L
001027	Cadmium	BP	N	6010B	12/28/2011 19:22	<5.0 U	ug/L	5.0	ug/L
001007	Barium	BP	N	6010B	12/28/2011 19:22	20	ug/L	10	ug/L
001105	Aluminum	BP	N	6010B	12/28/2011 19:22	190	ug/L	100	ug/L
001034	Chromium	BP	N	6010B	12/28/2011 19:22	1.3 I	ug/L	10	ug/L
001051	Lead	BP	N	6010B	12/28/2011 19:22	<9.0 U	ug/L	9.0	ug/L
001045	Iron	BP	N	6010B	12/28/2011 19:22	110	ug/L	100	ug/L
001042	Copper	BP	N	6010B	12/28/2011 19:22	1.9 I	ug/L	15	ug/L
001059	Thallium	BP	N	6020	12/28/2011 01:25	0.046 I	ug/L	1.0	ug/L
001002	Arsenic	BP	N	6020	12/28/2011 01:25	<5.0 U	ug/L	5.0	ug/L
001012	Beryllium	BP	N	6020	12/28/2011 01:25	<1.0 U	ug/L	1.0	ug/L
001097	Antimony	BP	N	6020	12/28/2011 01:25	<2.0 U	ug/L	2.0	ug/L
71900	Mercury	BP	N	7470A	12/29/2011 20:05	0.031 I V	ug/L	0.20	ug/L
32105	Dibromochloromethane	BP	N	8260B	12/30/2011 14:39	<1.0 U	ug/L	1.0	ug/L
34704	cis-1,3-Dichloropropene	BP	N	8260B	12/30/2011 14:39	<1.0 U	ug/L	1.0	ug/L
34371	Ethylbenzene	BP	N	8260B	12/30/2011 14:39	<1.0 U	ug/L	1.0	ug/L
77596	Dibromomethane	BP	N	8260B	12/30/2011 14:39	<1.0 U	ug/L	1.0	ug/L
77093	cis-1,2-Dichloroethene	BP	N	8260B	12/30/2011 14:39	<1.0 U	ug/L	1.0	ug/L
34418	Chloromethane	BP	N	8260B	12/30/2011 14:39	<2.0 U	ug/L	2.0	ug/L
77128	Styrene	BP	N	8260B	12/30/2011 14:39	<1.0 U	ug/L	1.0	ug/L

* Attach Laboratory Reports

PART III ANALYTICAL RESULTS

Facility GMS#:

Test Site ID #: 19335

Sample Date/Time: 12/22/2011 09:06AM

Report Period: 2011 / 4
Year / Qtr

Well Name: MW-1A

Classification of Groundwater: G-II

Groundwater Elevation (NGVD):

or (MSL): 63.47

Well Purged (Y/N): Y

Well Type:
(X) Background
( ) Detection
( ) Compliance
( ) Other

Storet Code	Parameter Monitored	Sampling Method	Field Filtered (Y/N)	Analysis Method	Analysis Date/Time	* Analysis Result/Units	Detection Limit/Units
77443	1,2,3-Trichloropropane	BP	N	8260B	12/30/2011 14:39	<2.5 U ug/L	2.5 ug/L
32106	Chloroform	BP	N	8260B	12/30/2011 14:39	0.16 I ug/L	1.0 ug/L
34311	Chloroethane	BP	N	8260B	12/30/2011 14:39	<2.0 U ug/L	2.0 ug/L
77424	Iodomethane	BP	N	8260B	12/30/2011 14:39	<1.0 U ug/L	1.0 ug/L
39180	Trichloroethene	BP	N	8260B	12/30/2011 14:39	<1.0 U ug/L	1.0 ug/L
49263	trans-1,4-Dichloro-2-butene	BP	N	8260B	12/30/2011 14:39	<3.0 U ug/L	3.0 ug/L
34699	trans-1,3-Dichloropropene	BP	N	8260B	12/30/2011 14:39	<3.0 U ug/L	3.0 ug/L
39175	Vinyl chloride	BP	N	8260B	12/30/2011 14:39	<1.0 U ug/L	1.0 ug/L
77057	Vinyl acetate	BP	N	8260B	12/30/2011 14:39	<3.0 U ug/L	3.0 ug/L
34488	Trichlorofluoromethane	BP	N	8260B	12/30/2011 14:39	<2.0 U ug/L	2.0 ug/L
34475	Tetrachloroethene	BP	N	8260B	12/30/2011 14:39	<1.0 U ug/L	1.0 ug/L
81551	Xylenes (total)	BP	N	8260B	12/30/2011 14:39	<2.0 U ug/L	2.0 ug/L
34423	Methylene Chloride	BP	N	8260B	12/30/2011 14:39	0.60 I V ug/L	2.0 ug/L
34546	trans-1,2-Dichloroethene	BP	N	8260B	12/30/2011 14:39	<1.0 U ug/L	1.0 ug/L
34010	Toluene	BP	N	8260B	12/30/2011 14:39	<1.0 U ug/L	1.0 ug/L
34541	1,2-Dichloropropane	BP	N	8260B	12/30/2011 14:39	<1.0 U ug/L	1.0 ug/L
34531	1,2-Dichloroethane	BP	N	8260B	12/30/2011 14:39	<1.0 U ug/L	1.0 ug/L
77103	2-Hexanone	BP	N	8260B	12/30/2011 14:39	<5.0 U ug/L	5.0 ug/L
81595	2-Butanone (MEK)	BP	N	8260B	12/30/2011 14:39	<6.0 U ug/L	6.0 ug/L
34571	1,4-Dichlorobenzene	BP	N	8260B	12/30/2011 14:39	<1.0 U ug/L	1.0 ug/L
34536	1,2-Dichlorobenzene	BP	N	8260B	12/30/2011 14:39	<1.0 U ug/L	1.0 ug/L
34511	1,1,2-Trichloroethane	BP	N	8260B	12/30/2011 14:39	<1.0 U ug/L	1.0 ug/L
34496	1,1-Dichloroethane	BP	N	8260B	12/30/2011 14:39	<1.0 U ug/L	1.0 ug/L
34501	1,1-Dichloroethene	BP	N	8260B	12/30/2011 14:39	<1.0 U ug/L	1.0 ug/L
77562	1,1,1,2-Tetrachloroethane	BP	N	8260B	12/30/2011 14:39	<1.0 U ug/L	1.0 ug/L
34506	1,1,1-Trichloroethane	BP	N	8260B	12/30/2011 14:39	<1.0 U ug/L	1.0 ug/L
34516	1,1,2,2-Tetrachloroethane	BP	N	8260B	12/30/2011 14:39	<1.0 U ug/L	1.0 ug/L
34413	Bromomethane	BP	N	8260B	12/30/2011 14:39	<2.0 U ug/L	2.0 ug/L
32104	Bromoform	BP	N	8260B	12/30/2011 14:39	<1.0 U ug/L	1.0 ug/L
32101	Bromodichloromethane	BP	N	8260B	12/30/2011 14:39	<1.0 U ug/L	1.0 ug/L
34301	Chlorobenzene	BP	N	8260B	12/30/2011 14:39	<1.0 U ug/L	1.0 ug/L
32102	Carbon tetrachloride	BP	N	8260B	12/30/2011 14:39	<1.0 U ug/L	1.0 ug/L

* Attach Laboratory Reports

PART III ANALYTICAL RESULTS

Facility GMS#:

Test Site ID #: 19335

Sample Date/Time: 12/22/2011 09:06AM

Report Period: 2011 / 4
Year / Qtr

Well Name: MW-1A

Classification of Groundwater: G-II

Groundwater Elevation (NGVD):

or (MSL): 63.47

Well Purged (Y/N): Y

Well Type:
(X) Background
( ) Detection
( ) Compliance
( ) Other

Storet Code	Parameter Monitored	Sampling Method	Field Filtered (Y/N)	Analysis Method	Analysis Date/Time	* Analysis Result/Units		Detection Limit/Units
77041	Carbon disulfide	BP	N	8260B	12/30/2011 14:39	<2.0 U	ug/L	2.0 ug/L
34215	Acrylonitrile	BP	N	8260B	12/30/2011 14:39	<20 U	ug/L	20 ug/L
78124	Benzene	BP	N	8260B	12/30/2011 14:39	<1.0 U	ug/L	1.0 ug/L
81596	4-Methyl-2-pentanone (MIBK)	BP	N	8260B	12/30/2011 14:39	<5.0 U	ug/L	5.0 ug/L
81552	Acetone	BP	N	8260B	12/30/2011 14:39	4.4 I	ug/L	20 ug/L
73085	Bromochloromethane	BP	N	8260B	12/30/2011 14:39	<1.0 U	ug/L	1.0 ug/L
000406	Field pH	BP	N	Field Sampling	12/22/2011 09:06	6.79	SU	-
00010	Field Temperature	BP	N	Field Sampling	12/22/2011 09:06	21.8	Degrees C	-
82078	Field Turbidity	BP	N	Field Sampling	12/22/2011 09:06	0.09	NTU	-
082545	Groundwater Elevation	BP	N	Field Sampling	12/22/2011 09:06	63.47	ft/msl	-
000094	Field Conductivity	BP	N	Field Sampling	12/22/2011 09:06	342	umhos/cm	-
000299	Field Dissolved Oxygen	BP	N	Field Sampling	12/22/2011 09:06	1.4	mg/L	-
00080	Color	BP	N	SM 2120B	12/23/2011 17:39	<5.0 U	PCU	5.0 PCU
00410	Total Alkalinity	BP	N	SM 2320B	12/29/2011 12:54	110 V	mg/L	5.0 mg/L
70300	Total Dissolved Solids	BP	N	SM 2540C	12/29/2011 09:47	220	mg/L	10 mg/L

* Attach Laboratory Reports

PART III ANALYTICAL RESULTS

Facility GMS#:

Test Site ID #: 19336

Sample Date/Time: 12/22/2011 08:39AM

Report Period: 2011 / 4
Year / Qtr

Well Name: MW-1B

Classification of Groundwater: G-II

Groundwater Elevation (NGVD):

or (MSL): 53.33

Well Purged (Y/N): Y

Well Type:
(X) Background
( ) Detection
( ) Compliance
( ) Other

Storet Code	Parameter Monitored	Sampling Method	Field Filtered (Y/N)	Analysis Method	Analysis Date/Time	* Analysis Result/Units	Detection Limit/Units
00940	Chloride	BP	N	300.0	12/23/2011 19:56	6.6 mg/L	3.0 mg/L
00620	Nitrate as N	BP	N	300.0	12/23/2011 19:56	<0.50 U mg/L	0.50 mg/L
000610	Ammonia as N	BP	N	350.1	12/30/2011 13:19	<0.10 U mg/L	0.10 mg/L
77651	1,2-Dibromoethane	BP	N	504.1	12/28/2011 09:09	<0.020 U ug/L	0.020 ug/L
38437	1,2-Dibromo-3-Chloropropane	BP	N	504.1	12/28/2011 09:09	<0.020 U ug/L	0.020 ug/L
001037	Cobalt	BP	N	6010B	12/28/2011 19:24	<10 U ug/L	10 ug/L
001045	Iron	BP	N	6010B	12/28/2011 19:24	<100 U ug/L	100 ug/L
001051	Lead	BP	N	6010B	12/28/2011 19:24	<9.0 U ug/L	9.0 ug/L
001042	Copper	BP	N	6010B	12/28/2011 19:24	<15 U ug/L	15 ug/L
000929	Sodium	BP	N	6010B	12/28/2011 19:24	4.8 mg/L	1.0 mg/L
001087	Vanadium	BP	N	6010B	12/28/2011 19:24	<10 U ug/L	10 ug/L
001092	Zinc	BP	N	6010B	12/28/2011 19:24	<20 U ug/L	20 ug/L
001067	Nickel	BP	N	6010B	12/28/2011 19:24	1.5 I ug/L	40 ug/L
001147	Selenium	BP	N	6010B	12/28/2011 19:24	<15 U ug/L	15 ug/L
001077	Silver	BP	N	6010B	12/28/2011 19:24	<10 U ug/L	10 ug/L
001105	Aluminum	BP	N	6010B	12/28/2011 19:24	<100 U ug/L	100 ug/L
001055	Manganese	BP	N	6010B	12/28/2011 19:24	0.54 I ug/L	10 ug/L
001007	Barium	BP	N	6010B	12/28/2011 19:24	7.6 I ug/L	10 ug/L
001034	Chromium	BP	N	6010B	12/28/2011 19:24	<10 U ug/L	10 ug/L
001027	Cadmium	BP	N	6010B	12/28/2011 19:24	<5.0 U ug/L	5.0 ug/L
001002	Arsenic	BP	N	6020	12/28/2011 01:28	3.0 I ug/L	5.0 ug/L
001097	Antimony	BP	N	6020	12/28/2011 01:28	<2.0 U ug/L	2.0 ug/L
001059	Thallium	BP	N	6020	12/28/2011 01:28	<1.0 U ug/L	1.0 ug/L
001012	Beryllium	BP	N	6020	12/28/2011 01:28	<1.0 U ug/L	1.0 ug/L
71900	Mercury	BP	N	7470A	12/29/2011 20:12	0.032 I V ug/L	0.20 ug/L
77093	cis-1,2-Dichloroethene	BP	N	8260B	12/30/2011 15:00	<1.0 U ug/L	1.0 ug/L
34704	cis-1,3-Dichloropropene	BP	N	8260B	12/30/2011 15:00	<1.0 U ug/L	1.0 ug/L
77596	Dibromomethane	BP	N	8260B	12/30/2011 15:00	<1.0 U ug/L	1.0 ug/L
34371	Ethylbenzene	BP	N	8260B	12/30/2011 15:00	<1.0 U ug/L	1.0 ug/L
32105	Dibromochloromethane	BP	N	8260B	12/30/2011 15:00	<1.0 U ug/L	1.0 ug/L
34418	Chloromethane	BP	N	8260B	12/30/2011 15:00	<2.0 U ug/L	2.0 ug/L
34413	Bromomethane	BP	N	8260B	12/30/2011 15:00	<2.0 U ug/L	2.0 ug/L

* Attach Laboratory Reports

PART III ANALYTICAL RESULTS

Facility GMS#:

Test Site ID #: 19336

Sample Date/Time: 12/22/2011 08:39AM

Report Period: 2011 / 4
Year / Qtr

Well Name: MW-1B

Classification of Groundwater: G-II

Groundwater Elevation (NGVD):

or (MSL): 53.33

Well Purged (Y/N): Y

Well Type:
(X) Background
( ) Detection
( ) Compliance
( ) Other

Storet Code	Parameter Monitored	Sampling Method	Field Filtered (Y/N)	Analysis Method	Analysis Date/Time	* Analysis Result/Units	Detection Limit/Units
32102	Carbon tetrachloride	BP	N	8260B	12/30/2011 15:00	<1.0 U ug/L	1.0 ug/L
77041	Carbon disulfide	BP	N	8260B	12/30/2011 15:00	<2.0 U ug/L	2.0 ug/L
32106	Chloroform	BP	N	8260B	12/30/2011 15:00	<1.0 U ug/L	1.0 ug/L
34311	Chloroethane	BP	N	8260B	12/30/2011 15:00	<2.0 U ug/L	2.0 ug/L
34301	Chlorobenzene	BP	N	8260B	12/30/2011 15:00	<1.0 U ug/L	1.0 ug/L
77424	Iodomethane	BP	N	8260B	12/30/2011 15:00	<1.0 U ug/L	1.0 ug/L
34488	Trichlorofluoromethane	BP	N	8260B	12/30/2011 15:00	<2.0 U ug/L	2.0 ug/L
39180	Trichloroethene	BP	N	8260B	12/30/2011 15:00	<1.0 U ug/L	1.0 ug/L
49263	trans-1,4-Dichloro-2-butene	BP	N	8260B	12/30/2011 15:00	<3.0 U ug/L	3.0 ug/L
81551	Xylenes (total)	BP	N	8260B	12/30/2011 15:00	<2.0 U ug/L	2.0 ug/L
39175	Vinyl chloride	BP	N	8260B	12/30/2011 15:00	<1.0 U ug/L	1.0 ug/L
77057	Vinyl acetate	BP	N	8260B	12/30/2011 15:00	<3.0 U ug/L	3.0 ug/L
34699	trans-1,3-Dichloropropene	BP	N	8260B	12/30/2011 15:00	<3.0 U ug/L	3.0 ug/L
34475	Tetrachloroethene	BP	N	8260B	12/30/2011 15:00	<1.0 U ug/L	1.0 ug/L
77128	Styrene	BP	N	8260B	12/30/2011 15:00	<1.0 U ug/L	1.0 ug/L
34423	Methylene Chloride	BP	N	8260B	12/30/2011 15:00	0.60 I V ug/L	2.0 ug/L
34546	trans-1,2-Dichloroethene	BP	N	8260B	12/30/2011 15:00	<1.0 U ug/L	1.0 ug/L
34010	Toluene	BP	N	8260B	12/30/2011 15:00	<1.0 U ug/L	1.0 ug/L
77443	1,2,3-Trichloropropane	BP	N	8260B	12/30/2011 15:00	<2.5 U ug/L	2.5 ug/L
34501	1,1-Dichloroethene	BP	N	8260B	12/30/2011 15:00	<1.0 U ug/L	1.0 ug/L
34536	1,2-Dichlorobenzene	BP	N	8260B	12/30/2011 15:00	<1.0 U ug/L	1.0 ug/L
34531	1,2-Dichloroethane	BP	N	8260B	12/30/2011 15:00	<1.0 U ug/L	1.0 ug/L
34496	1,1-Dichloroethane	BP	N	8260B	12/30/2011 15:00	<1.0 U ug/L	1.0 ug/L
77562	1,1,1,2-Tetrachloroethane	BP	N	8260B	12/30/2011 15:00	<1.0 U ug/L	1.0 ug/L
78124	Benzene	BP	N	8260B	12/30/2011 15:00	<1.0 U ug/L	1.0 ug/L
34506	1,1,1-Trichloroethane	BP	N	8260B	12/30/2011 15:00	<1.0 U ug/L	1.0 ug/L
34511	1,1,2-Trichloroethane	BP	N	8260B	12/30/2011 15:00	<1.0 U ug/L	1.0 ug/L
34516	1,1,2,2-Tetrachloroethane	BP	N	8260B	12/30/2011 15:00	<1.0 U ug/L	1.0 ug/L
34541	1,2-Dichloropropane	BP	N	8260B	12/30/2011 15:00	<1.0 U ug/L	1.0 ug/L
34215	Acrylonitrile	BP	N	8260B	12/30/2011 15:00	<20 U ug/L	20 ug/L
81552	Acetone	BP	N	8260B	12/30/2011 15:00	2.5 I ug/L	20 ug/L
32104	Bromoform	BP	N	8260B	12/30/2011 15:00	<1.0 U ug/L	1.0 ug/L

* Attach Laboratory Reports

PART III ANALYTICAL RESULTS

Facility GMS#:

Test Site ID #: 19336

Sample Date/Time: 12/22/2011 08:39AM

Report Period: 2011 / 4
Year / Qtr

Well Name: MW-1B

Classification of Groundwater: G-II

Groundwater Elevation (NGVD):

or (MSL): 53.33

Well Purged (Y/N): Y

Well Type:
(X) Background
( ) Detection
( ) Compliance
( ) Other

Storet Code	Parameter Monitored	Sampling Method	Field Filtered (Y/N)	Analysis Method	Analysis Date/Time	* Analysis Result/Units		Detection Limit/Units
32101	Bromodichloromethane	BP	N	8260B	12/30/2011 15:00	<1.0 U	ug/L	1.0 ug/L
73085	Bromochloromethane	BP	N	8260B	12/30/2011 15:00	<1.0 U	ug/L	1.0 ug/L
81595	2-Butanone (MEK)	BP	N	8260B	12/30/2011 15:00	<6.0 U	ug/L	6.0 ug/L
34571	1,4-Dichlorobenzene	BP	N	8260B	12/30/2011 15:00	<1.0 U	ug/L	1.0 ug/L
77103	2-Hexanone	BP	N	8260B	12/30/2011 15:00	<5.0 U	ug/L	5.0 ug/L
81596	4-Methyl-2-pentanone (MIBK)	BP	N	8260B	12/30/2011 15:00	<5.0 U	ug/L	5.0 ug/L
000094	Field Conductivity	BP	N	Field Sampling	12/22/2011 08:39	165	umhos/cm	-
82078	Field Turbidity	BP	N	Field Sampling	12/22/2011 08:39	2.14	NTU	-
000299	Field Dissolved Oxygen	BP	N	Field Sampling	12/22/2011 08:39	0.4	mg/L	-
00010	Field Temperature	BP	N	Field Sampling	12/22/2011 08:39	22.1	Degrees C	-
000406	Field pH	BP	N	Field Sampling	12/22/2011 08:39	7.15	SU	-
082545	Groundwater Elevation	BP	N	Field Sampling	12/22/2011 08:39	53.33	ft/msl	-
00080	Color	BP	N	SM 2120B	12/23/2011 17:39	<5.0 U	PCU	5.0 PCU
00410	Total Alkalinity	BP	N	SM 2320B	12/29/2011 13:01	75 V	mg/L	5.0 mg/L
70300	Total Dissolved Solids	BP	N	SM 2540C	12/29/2011 09:47	88	mg/L	10 mg/L

* Attach Laboratory Reports

PART III ANALYTICAL RESULTS

Facility GMS#:

Test Site ID #: 19881

Sample Date/Time: 12/22/2011 08:01AM

Report Period: 2011 / 4
Year / Qtr

Well Name: MW-FL3

Classification of Groundwater: G-II

Groundwater Elevation (NGVD):

or (MSL): 49.94

Well Purged (Y/N): Y

Well Type:
( ) Background
( ) Detection
(X) Compliance
( ) Other

Storet Code	Parameter Monitored	Sampling Method	Field Filtered (Y/N)	Analysis Method	Analysis Date/Time	* Analysis Result/Units	Detection Limit/Units
00940	Chloride	BP	N	300.0	12/23/2011 20:13	9.4 mg/L	3.0 mg/L
00620	Nitrate as N	BP	N	300.0	12/23/2011 20:13	<0.50 U mg/L	0.50 mg/L
000610	Ammonia as N	BP	N	350.1	12/30/2011 13:30	<0.10 U mg/L	0.10 mg/L
77651	1,2-Dibromoethane	BP	N	504.1	12/28/2011 09:28	<0.020 U ug/L	0.020 ug/L
38437	1,2-Dibromo-3-Chloropropane	BP	N	504.1	12/28/2011 09:28	<0.020 U ug/L	0.020 ug/L
001007	Barium	BP	N	6010B	12/28/2011 19:27	28 ug/L	10 ug/L
001077	Silver	BP	N	6010B	12/28/2011 19:27	<10 U ug/L	10 ug/L
001105	Aluminum	BP	N	6010B	12/28/2011 19:27	500 ug/L	100 ug/L
001055	Manganese	BP	N	6010B	12/28/2011 19:27	38 ug/L	10 ug/L
001051	Lead	BP	N	6010B	12/28/2011 19:27	<9.0 U ug/L	9.0 ug/L
001147	Selenium	BP	N	6010B	12/28/2011 19:27	<15 U ug/L	15 ug/L
001067	Nickel	BP	N	6010B	12/28/2011 19:27	1.3 I ug/L	40 ug/L
001045	Iron	BP	N	6010B	12/28/2011 19:27	290 ug/L	100 ug/L
001034	Chromium	BP	N	6010B	12/28/2011 19:27	1.4 I ug/L	10 ug/L
001027	Cadmium	BP	N	6010B	12/28/2011 19:27	<5.0 U ug/L	5.0 ug/L
001042	Copper	BP	N	6010B	12/28/2011 19:27	1.9 I ug/L	15 ug/L
001037	Cobalt	BP	N	6010B	12/28/2011 19:27	<10 U ug/L	10 ug/L
000929	Sodium	BP	N	6010B	12/28/2011 19:27	5.1 mg/L	1.0 mg/L
001092	Zinc	BP	N	6010B	12/28/2011 19:27	14 I ug/L	20 ug/L
001087	Vanadium	BP	N	6010B	12/28/2011 19:27	1.3 I ug/L	10 ug/L
001012	Beryllium	BP	N	6020	12/28/2011 01:31	<1.0 U ug/L	1.0 ug/L
001059	Thallium	BP	N	6020	12/28/2011 01:31	0.087 I ug/L	1.0 ug/L
001002	Arsenic	BP	N	6020	12/28/2011 01:31	0.67 I ug/L	5.0 ug/L
001097	Antimony	BP	N	6020	12/28/2011 01:31	0.28 I ug/L	2.0 ug/L
71900	Mercury	BP	N	7470A	12/29/2011 20:14	0.036 I V ug/L	0.20 ug/L
81596	4-Methyl-2-pentanone (MIBK)	BP	N	8260B	12/30/2011 15:21	<5.0 U ug/L	5.0 ug/L
34215	Acrylonitrile	BP	N	8260B	12/30/2011 15:21	<20 U ug/L	20 ug/L
81552	Acetone	BP	N	8260B	12/30/2011 15:21	3.7 I ug/L	20 ug/L
39175	Vinyl chloride	BP	N	8260B	12/30/2011 15:21	<1.0 U ug/L	1.0 ug/L
77103	2-Hexanone	BP	N	8260B	12/30/2011 15:21	<5.0 U ug/L	5.0 ug/L
81551	Xylenes (total)	BP	N	8260B	12/30/2011 15:21	<2.0 U ug/L	2.0 ug/L
78124	Benzene	BP	N	8260B	12/30/2011 15:21	<1.0 U ug/L	1.0 ug/L

* Attach Laboratory Reports

PART III ANALYTICAL RESULTS

Facility GMS#:

Test Site ID #: 19881

Sample Date/Time: 12/22/2011 08:01AM

Report Period: 2011 / 4
Year / Qtr

Well Name: MW-FL3

Classification of Groundwater: G-II

Groundwater Elevation (NGVD):

or (MSL): 49.94

Well Purged (Y/N): Y

Well Type:
( ) Background
( ) Detection
(X) Compliance
( ) Other

Storet Code	Parameter Monitored	Sampling Method	Field Filtered (Y/N)	Analysis Method	Analysis Date/Time	* Analysis Result/Units	Detection Limit/Units
77041	Carbon disulfide	BP	N	8260B	12/30/2011 15:21	<2.0 U ug/L	2.0 ug/L
32102	Carbon tetrachloride	BP	N	8260B	12/30/2011 15:21	<1.0 U ug/L	1.0 ug/L
34301	Chlorobenzene	BP	N	8260B	12/30/2011 15:21	<1.0 U ug/L	1.0 ug/L
34413	Bromomethane	BP	N	8260B	12/30/2011 15:21	<2.0 U ug/L	2.0 ug/L
73085	Bromochloromethane	BP	N	8260B	12/30/2011 15:21	<1.0 U ug/L	1.0 ug/L
32101	Bromodichloromethane	BP	N	8260B	12/30/2011 15:21	<1.0 U ug/L	1.0 ug/L
32104	Bromoform	BP	N	8260B	12/30/2011 15:21	<1.0 U ug/L	1.0 ug/L
34010	Toluene	BP	N	8260B	12/30/2011 15:21	<1.0 U ug/L	1.0 ug/L
34475	Tetrachloroethene	BP	N	8260B	12/30/2011 15:21	<1.0 U ug/L	1.0 ug/L
34423	Methylene Chloride	BP	N	8260B	12/30/2011 15:21	0.59 I V ug/L	2.0 ug/L
77128	Styrene	BP	N	8260B	12/30/2011 15:21	<1.0 U ug/L	1.0 ug/L
39180	Trichloroethene	BP	N	8260B	12/30/2011 15:21	<1.0 U ug/L	1.0 ug/L
34488	Trichlorofluoromethane	BP	N	8260B	12/30/2011 15:21	<2.0 U ug/L	2.0 ug/L
49263	trans-1,4-Dichloro-2-butene	BP	N	8260B	12/30/2011 15:21	<3.0 U ug/L	3.0 ug/L
34546	trans-1,2-Dichloroethene	BP	N	8260B	12/30/2011 15:21	<1.0 U ug/L	1.0 ug/L
34699	trans-1,3-Dichloropropene	BP	N	8260B	12/30/2011 15:21	<3.0 U ug/L	3.0 ug/L
77424	Iodomethane	BP	N	8260B	12/30/2011 15:21	<1.0 U ug/L	1.0 ug/L
34418	Chloromethane	BP	N	8260B	12/30/2011 15:21	<2.0 U ug/L	2.0 ug/L
77093	cis-1,2-Dichloroethene	BP	N	8260B	12/30/2011 15:21	<1.0 U ug/L	1.0 ug/L
32106	Chloroform	BP	N	8260B	12/30/2011 15:21	<1.0 U ug/L	1.0 ug/L
77057	Vinyl acetate	BP	N	8260B	12/30/2011 15:21	<3.0 U ug/L	3.0 ug/L
34311	Chloroethane	BP	N	8260B	12/30/2011 15:21	<2.0 U ug/L	2.0 ug/L
77596	Dibromomethane	BP	N	8260B	12/30/2011 15:21	<1.0 U ug/L	1.0 ug/L
34371	Ethylbenzene	BP	N	8260B	12/30/2011 15:21	<1.0 U ug/L	1.0 ug/L
34704	cis-1,3-Dichloropropene	BP	N	8260B	12/30/2011 15:21	<1.0 U ug/L	1.0 ug/L
32105	Dibromochloromethane	BP	N	8260B	12/30/2011 15:21	<1.0 U ug/L	1.0 ug/L
81595	2-Butanone (MEK)	BP	N	8260B	12/30/2011 15:21	<6.0 U ug/L	6.0 ug/L
34511	1,1,2-Trichloroethane	BP	N	8260B	12/30/2011 15:21	<1.0 U ug/L	1.0 ug/L
34496	1,1-Dichloroethane	BP	N	8260B	12/30/2011 15:21	<1.0 U ug/L	1.0 ug/L
34501	1,1-Dichloroethene	BP	N	8260B	12/30/2011 15:21	<1.0 U ug/L	1.0 ug/L
77562	1,1,1,2-Tetrachloroethane	BP	N	8260B	12/30/2011 15:21	<1.0 U ug/L	1.0 ug/L
34506	1,1,1-Trichloroethane	BP	N	8260B	12/30/2011 15:21	<1.0 U ug/L	1.0 ug/L

* Attach Laboratory Reports

PART III ANALYTICAL RESULTS

Facility GMS#:

Test Site ID #: 19881

Sample Date/Time: 12/22/2011 08:01AM

Report Period: 2011 / 4
Year / Qtr

Well Name: MW-FL3

Classification of Groundwater: G-II

Groundwater Elevation (NGVD):

or (MSL): 49.94

Well Purged (Y/N): Y

Well Type:
( ) Background
( ) Detection
(X) Compliance
( ) Other

Storet Code	Parameter Monitored	Sampling Method	Field Filtered (Y/N)	Analysis Method	Analysis Date/Time	* Analysis Result/Units		Detection Limit/Units
34516	1,1,2,2-Tetrachloroethane	BP	N	8260B	12/30/2011 15:21	<1.0 U	ug/L	1.0 ug/L
34531	1,2-Dichloroethane	BP	N	8260B	12/30/2011 15:21	<1.0 U	ug/L	1.0 ug/L
34541	1,2-Dichloropropane	BP	N	8260B	12/30/2011 15:21	<1.0 U	ug/L	1.0 ug/L
34571	1,4-Dichlorobenzene	BP	N	8260B	12/30/2011 15:21	<1.0 U	ug/L	1.0 ug/L
77443	1,2,3-Trichloropropane	BP	N	8260B	12/30/2011 15:21	<2.5 U	ug/L	2.5 ug/L
34536	1,2-Dichlorobenzene	BP	N	8260B	12/30/2011 15:21	<1.0 U	ug/L	1.0 ug/L
00010	Field Temperature	BP	N	Field Sampling	12/22/2011 08:01	22.7	Degrees C	-
82078	Field Turbidity	BP	N	Field Sampling	12/22/2011 08:01	10.9	NTU	-
000406	Field pH	BP	N	Field Sampling	12/22/2011 08:01	7.11	SU	-
000094	Field Conductivity	BP	N	Field Sampling	12/22/2011 08:01	186	umhos/cm	-
000299	Field Dissolved Oxygen	BP	N	Field Sampling	12/22/2011 08:01	0.0	mg/L	-
082545	Groundwater Elevation	BP	N	Field Sampling	12/22/2011 08:01	49.94	ft/msl	-
00080	Color	BP	N	SM 2120B	12/23/2011 17:39	<5.0 U	PCU	5.0 PCU
00410	Total Alkalinity	BP	N	SM 2320B	12/29/2011 13:09	130 V	mg/L	5.0 mg/L
70300	Total Dissolved Solids	BP	N	SM 2540C	12/29/2011 09:47	130	mg/L	10 mg/L

* Attach Laboratory Reports

PART III ANALYTICAL RESULTS

Facility GMS#:

Test Site ID #: 19868

Sample Date/Time: 12/22/2011 07:01AM

Report Period: 2011 / 4
Year / Qtr

Well Name: MW-8R

Classification of Groundwater: G-II

Groundwater Elevation (NGVD):

or (MSL): 52.49

Well Purged (Y/N): Y

Well Type:
(X) Background
( ) Detection
( ) Compliance
( ) Other

Storet Code	Parameter Monitored	Sampling Method	Field Filtered (Y/N)	Analysis Method	Analysis Date/Time	* Analysis Result/Units		Detection Limit/Units	
00620	Nitrate as N	SP	N	300.0	12/23/2011 20:30	1.8	mg/L	0.50	mg/L
00940	Chloride	SP	N	300.0	12/23/2011 20:30	3.9	mg/L	3.0	mg/L
000610	Ammonia as N	SP	N	350.1	12/30/2011 13:31	<0.10 U	mg/L	0.10	mg/L
77651	1,2-Dibromoethane	SP	N	504.1	12/28/2011 09:48	<0.020 U	ug/L	0.020	ug/L
38437	1,2-Dibromo-3-Chloropropane	SP	N	504.1	12/28/2011 09:48	<0.020 U	ug/L	0.020	ug/L
001037	Cobalt	SP	N	6010B	12/28/2011 19:29	<10 U	ug/L	10	ug/L
001045	Iron	SP	N	6010B	12/28/2011 19:29	86 I	ug/L	100	ug/L
001034	Chromium	SP	N	6010B	12/28/2011 19:29	1.4 I	ug/L	10	ug/L
001092	Zinc	SP	N	6010B	12/28/2011 19:29	<20 U	ug/L	20	ug/L
001067	Nickel	SP	N	6010B	12/28/2011 19:29	<40 U	ug/L	40	ug/L
001055	Manganese	SP	N	6010B	12/28/2011 19:29	0.53 I	ug/L	10	ug/L
001051	Lead	SP	N	6010B	12/28/2011 19:29	<9.0 U	ug/L	9.0	ug/L
001147	Selenium	SP	N	6010B	12/28/2011 19:29	<15 U	ug/L	15	ug/L
001087	Vanadium	SP	N	6010B	12/28/2011 19:29	2.1 I	ug/L	10	ug/L
001042	Copper	SP	N	6010B	12/28/2011 19:29	1.5 I	ug/L	15	ug/L
001077	Silver	SP	N	6010B	12/28/2011 19:29	<10 U	ug/L	10	ug/L
001105	Aluminum	SP	N	6010B	12/28/2011 19:29	110	ug/L	100	ug/L
000929	Sodium	SP	N	6010B	12/28/2011 19:29	19	mg/L	1.0	mg/L
001007	Barium	SP	N	6010B	12/28/2011 19:29	11	ug/L	10	ug/L
001027	Cadmium	SP	N	6010B	12/28/2011 19:29	<5.0 U	ug/L	5.0	ug/L
001002	Arsenic	SP	N	6020	12/28/2011 01:34	0.73 I	ug/L	5.0	ug/L
001012	Beryllium	SP	N	6020	12/28/2011 01:34	<1.0 U	ug/L	1.0	ug/L
001097	Antimony	SP	N	6020	12/28/2011 01:34	0.43 I	ug/L	2.0	ug/L
001059	Thallium	SP	N	6020	12/28/2011 01:34	0.041 I	ug/L	1.0	ug/L
71900	Mercury	SP	N	7470A	12/29/2011 20:17	0.033 I V	ug/L	0.20	ug/L
34311	Chloroethane	SP	N	8260B	12/30/2011 15:43	<2.0 U	ug/L	2.0	ug/L
34418	Chloromethane	SP	N	8260B	12/30/2011 15:43	<2.0 U	ug/L	2.0	ug/L
77093	cis-1,2-Dichloroethene	SP	N	8260B	12/30/2011 15:43	<1.0 U	ug/L	1.0	ug/L
32106	Chloroform	SP	N	8260B	12/30/2011 15:43	<1.0 U	ug/L	1.0	ug/L
34546	trans-1,2-Dichloroethene	SP	N	8260B	12/30/2011 15:43	<1.0 U	ug/L	1.0	ug/L
34010	Toluene	SP	N	8260B	12/30/2011 15:43	<1.0 U	ug/L	1.0	ug/L
49263	trans-1,4-Dichloro-2-butene	SP	N	8260B	12/30/2011 15:43	<3.0 U	ug/L	3.0	ug/L

* Attach Laboratory Reports

PART III ANALYTICAL RESULTS

Facility GMS#:

Test Site ID #: 19868

Sample Date/Time: 12/22/2011 07:01AM

Report Period: 2011 / 4
Year / Qtr

Well Name: MW-8R

Classification of Groundwater: G-II

Groundwater Elevation (NGVD):

or (MSL): 52.49

Well Purged (Y/N): Y

Well Type:
(X) Background
( ) Detection
( ) Compliance
( ) Other

Storet Code	Parameter Monitored	Sampling Method	Field Filtered (Y/N)	Analysis Method	Analysis Date/Time	* Analysis Result/Units	Detection Limit/Units
34699	trans-1,3-Dichloropropene	SP	N	8260B	12/30/2011 15:43	<3.0 U ug/L	3.0 ug/L
34423	Methylene Chloride	SP	N	8260B	12/30/2011 15:43	0.62 I V ug/L	2.0 ug/L
77424	Iodomethane	SP	N	8260B	12/30/2011 15:43	<1.0 U ug/L	1.0 ug/L
34475	Tetrachloroethene	SP	N	8260B	12/30/2011 15:43	<1.0 U ug/L	1.0 ug/L
77128	Styrene	SP	N	8260B	12/30/2011 15:43	<1.0 U ug/L	1.0 ug/L
39180	Trichloroethene	SP	N	8260B	12/30/2011 15:43	<1.0 U ug/L	1.0 ug/L
32105	Dibromochloromethane	SP	N	8260B	12/30/2011 15:43	<1.0 U ug/L	1.0 ug/L
34371	Ethylbenzene	SP	N	8260B	12/30/2011 15:43	<1.0 U ug/L	1.0 ug/L
34704	cis-1,3-Dichloropropene	SP	N	8260B	12/30/2011 15:43	<1.0 U ug/L	1.0 ug/L
77596	Dibromomethane	SP	N	8260B	12/30/2011 15:43	<1.0 U ug/L	1.0 ug/L
77057	Vinyl acetate	SP	N	8260B	12/30/2011 15:43	<3.0 U ug/L	3.0 ug/L
34488	Trichlorofluoromethane	SP	N	8260B	12/30/2011 15:43	<2.0 U ug/L	2.0 ug/L
81551	Xylenes (total)	SP	N	8260B	12/30/2011 15:43	<2.0 U ug/L	2.0 ug/L
39175	Vinyl chloride	SP	N	8260B	12/30/2011 15:43	<1.0 U ug/L	1.0 ug/L
34571	1,4-Dichlorobenzene	SP	N	8260B	12/30/2011 15:43	<1.0 U ug/L	1.0 ug/L
34541	1,2-Dichloropropane	SP	N	8260B	12/30/2011 15:43	<1.0 U ug/L	1.0 ug/L
77103	2-Hexanone	SP	N	8260B	12/30/2011 15:43	<5.0 U ug/L	5.0 ug/L
81595	2-Butanone (MEK)	SP	N	8260B	12/30/2011 15:43	<6.0 U ug/L	6.0 ug/L
34536	1,2-Dichlorobenzene	SP	N	8260B	12/30/2011 15:43	<1.0 U ug/L	1.0 ug/L
77443	1,2,3-Trichloropropane	SP	N	8260B	12/30/2011 15:43	<2.5 U ug/L	2.5 ug/L
34531	1,2-Dichloroethane	SP	N	8260B	12/30/2011 15:43	<1.0 U ug/L	1.0 ug/L
73085	Bromochloromethane	SP	N	8260B	12/30/2011 15:43	<1.0 U ug/L	1.0 ug/L
34413	Bromomethane	SP	N	8260B	12/30/2011 15:43	<2.0 U ug/L	2.0 ug/L
32104	Bromoform	SP	N	8260B	12/30/2011 15:43	<1.0 U ug/L	1.0 ug/L
32101	Bromodichloromethane	SP	N	8260B	12/30/2011 15:43	<1.0 U ug/L	1.0 ug/L
81596	4-Methyl-2-pentanone (MIBK)	SP	N	8260B	12/30/2011 15:43	<5.0 U ug/L	5.0 ug/L
34215	Acrylonitrile	SP	N	8260B	12/30/2011 15:43	<20 U ug/L	20 ug/L
81552	Acetone	SP	N	8260B	12/30/2011 15:43	<20 U ug/L	20 ug/L
34516	1,1,2,2-Tetrachloroethane	SP	N	8260B	12/30/2011 15:43	<1.0 U ug/L	1.0 ug/L
77041	Carbon disulfide	SP	N	8260B	12/30/2011 15:43	<2.0 U ug/L	2.0 ug/L
78124	Benzene	SP	N	8260B	12/30/2011 15:43	<1.0 U ug/L	1.0 ug/L
34506	1,1,1-Trichloroethane	SP	N	8260B	12/30/2011 15:43	<1.0 U ug/L	1.0 ug/L

* Attach Laboratory Reports

PART III ANALYTICAL RESULTS

Facility GMS#:

Test Site ID #: 19868

Sample Date/Time: 12/22/2011 07:01AM

Report Period: 2011 / 4
Year / Qtr

Well Name: MW-8R

Classification of Groundwater: G-II

Groundwater Elevation (NGVD):

or (MSL): 52.49

Well Purged (Y/N): Y

Well Type:
(X) Background
( ) Detection
( ) Compliance
( ) Other

Storet Code	Parameter Monitored	Sampling Method	Field Filtered (Y/N)	Analysis Method	Analysis Date/Time	* Analysis Result/Units		Detection Limit/Units
34301	Chlorobenzene	SP	N	8260B	12/30/2011 15:43	<1.0 U	ug/L	1.0 ug/L
32102	Carbon tetrachloride	SP	N	8260B	12/30/2011 15:43	<1.0 U	ug/L	1.0 ug/L
77562	1,1,1,2-Tetrachloroethane	SP	N	8260B	12/30/2011 15:43	<1.0 U	ug/L	1.0 ug/L
34496	1,1-Dichloroethane	SP	N	8260B	12/30/2011 15:43	<1.0 U	ug/L	1.0 ug/L
34511	1,1,2-Trichloroethane	SP	N	8260B	12/30/2011 15:43	<1.0 U	ug/L	1.0 ug/L
34501	1,1-Dichloroethene	SP	N	8260B	12/30/2011 15:43	<1.0 U	ug/L	1.0 ug/L
82078	Field Turbidity	SP	N	Field Sampling	12/22/2011 07:01	6.22	NTU	-
000094	Field Conductivity	SP	N	Field Sampling	12/22/2011 07:01	184	umhos/cm	-
082545	Groundwater Elevation	SP	N	Field Sampling	12/22/2011 07:01	52.49	ft/msl	-
00010	Field Temperature	SP	N	Field Sampling	12/22/2011 07:01	24.6	Degrees C	-
000299	Field Dissolved Oxygen	SP	N	Field Sampling	12/22/2011 07:01	2.7	mg/L	-
000406	Field pH	SP	N	Field Sampling	12/22/2011 07:01	6.76	SU	-
00080	Color	SP	N	SM 2120B	12/23/2011 17:39	<5.0 U	PCU	5.0 PCU
00410	Total Alkalinity	SP	N	SM 2320B	12/29/2011 13:59	94	mg/L	5.0 mg/L
70300	Total Dissolved Solids	SP	N	SM 2540C	12/29/2011 09:47	110	mg/L	10 mg/L

* Attach Laboratory Reports

PART III ANALYTICAL RESULTS

Facility GMS#:

Test Site ID #: 19338

Sample Date/Time: 12/22/2011 01:10PM

Report Period: 2011 / 4
Year / Qtr

Well Name: MW-2B

Classification of Groundwater: G-II

Groundwater Elevation (NGVD):

or (MSL): 49.67

Well Purged (Y/N): Y

Well Type:
(X) Background
( ) Detection
( ) Compliance
( ) Other

Storet Code	Parameter Monitored	Sampling Method	Field Filtered (Y/N)	Analysis Method	Analysis Date/Time	* Analysis Result/Units		Detection Limit/Units
00620	Nitrate as N	BP	N	300.0	12/23/2011 20:47	0.57	mg/L	0.50 mg/L
00940	Chloride	BP	N	300.0	12/23/2011 20:47	5.3	mg/L	3.0 mg/L
000610	Ammonia as N	BP	N	350.1	12/30/2011 13:33	<0.10 U	mg/L	0.10 mg/L
77651	1,2-Dibromoethane	BP	N	504.1	12/28/2011 10:08	<0.020 U	ug/L	0.020 ug/L
38437	1,2-Dibromo-3-Chloropropane	BP	N	504.1	12/28/2011 10:08	<0.020 U	ug/L	0.020 ug/L
001037	Cobalt	BP	N	6010B	12/28/2011 19:32	<10 U	ug/L	10 ug/L
001045	Iron	BP	N	6010B	12/28/2011 19:32	290	ug/L	100 ug/L
001055	Manganese	BP	N	6010B	12/28/2011 19:32	3.1 I	ug/L	10 ug/L
001042	Copper	BP	N	6010B	12/28/2011 19:32	<15 U	ug/L	15 ug/L
000929	Sodium	BP	N	6010B	12/28/2011 19:32	4.6	mg/L	1.0 mg/L
001087	Vanadium	BP	N	6010B	12/28/2011 19:32	2.9 I	ug/L	10 ug/L
001092	Zinc	BP	N	6010B	12/28/2011 19:32	<20 U	ug/L	20 ug/L
001067	Nickel	BP	N	6010B	12/28/2011 19:32	<40 U	ug/L	40 ug/L
001147	Selenium	BP	N	6010B	12/28/2011 19:32	<15 U	ug/L	15 ug/L
001077	Silver	BP	N	6010B	12/28/2011 19:32	<10 U	ug/L	10 ug/L
001051	Lead	BP	N	6010B	12/28/2011 19:32	<9.0 U	ug/L	9.0 ug/L
001105	Aluminum	BP	N	6010B	12/28/2011 19:32	940	ug/L	100 ug/L
001007	Barium	BP	N	6010B	12/28/2011 19:32	11	ug/L	10 ug/L
001034	Chromium	BP	N	6010B	12/28/2011 19:32	2.3 I	ug/L	10 ug/L
001027	Cadmium	BP	N	6010B	12/28/2011 19:32	<5.0 U	ug/L	5.0 ug/L
001002	Arsenic	BP	N	6020	12/28/2011 01:37	0.36 I	ug/L	5.0 ug/L
001097	Antimony	BP	N	6020	12/28/2011 01:37	<2.0 U	ug/L	2.0 ug/L
001059	Thallium	BP	N	6020	12/28/2011 01:37	<1.0 U	ug/L	1.0 ug/L
001012	Beryllium	BP	N	6020	12/28/2011 01:37	<1.0 U	ug/L	1.0 ug/L
71900	Mercury	BP	N	7470A	12/29/2011 20:19	0.030 I V	ug/L	0.20 ug/L
34501	1,1-Dichloroethene	BP	N	8260B	12/30/2011 16:04	<1.0 U	ug/L	1.0 ug/L
34496	1,1-Dichloroethane	BP	N	8260B	12/30/2011 16:04	<1.0 U	ug/L	1.0 ug/L
34511	1,1,2-Trichloroethane	BP	N	8260B	12/30/2011 16:04	<1.0 U	ug/L	1.0 ug/L
34536	1,2-Dichlorobenzene	BP	N	8260B	12/30/2011 16:04	<1.0 U	ug/L	1.0 ug/L
77443	1,2,3-Trichloropropane	BP	N	8260B	12/30/2011 16:04	<2.5 U	ug/L	2.5 ug/L
81595	2-Butanone (MEK)	BP	N	8260B	12/30/2011 16:04	<6.0 U	ug/L	6.0 ug/L
39175	Vinyl chloride	BP	N	8260B	12/30/2011 16:04	<1.0 U	ug/L	1.0 ug/L

* Attach Laboratory Reports

PART III ANALYTICAL RESULTS

Facility GMS#:

Test Site ID #: 19338

Sample Date/Time: 12/22/2011 01:10PM

Report Period: 2011 / 4
Year / Qtr

Well Name: MW-2B

Classification of Groundwater: G-II

Groundwater Elevation (NGVD):

or (MSL): 49.67

Well Purged (Y/N): Y

Well Type: (X) Background
( ) Detection
( ) Compliance
( ) Other

Storet Code	Parameter Monitored	Sampling Method	Field Filtered (Y/N)	Analysis Method	Analysis Date/Time	* Analysis Result/Units	Detection Limit/Units
81551	Xylenes (total)	BP	N	8260B	12/30/2011 16:04	<2.0 U ug/L	2.0 ug/L
34516	1,1,2,2-Tetrachloroethane	BP	N	8260B	12/30/2011 16:04	<1.0 U ug/L	1.0 ug/L
34506	1,1,1-Trichloroethane	BP	N	8260B	12/30/2011 16:04	<1.0 U ug/L	1.0 ug/L
77562	1,1,1,2-Tetrachloroethane	BP	N	8260B	12/30/2011 16:04	<1.0 U ug/L	1.0 ug/L
34531	1,2-Dichloroethane	BP	N	8260B	12/30/2011 16:04	<1.0 U ug/L	1.0 ug/L
34371	Ethylbenzene	BP	N	8260B	12/30/2011 16:04	<1.0 U ug/L	1.0 ug/L
77596	Dibromomethane	BP	N	8260B	12/30/2011 16:04	<1.0 U ug/L	1.0 ug/L
34423	Methylene Chloride	BP	N	8260B	12/30/2011 16:04	0.60 I V ug/L	2.0 ug/L
77424	Iodomethane	BP	N	8260B	12/30/2011 16:04	<1.0 U ug/L	1.0 ug/L
77093	cis-1,2-Dichloroethene	BP	N	8260B	12/30/2011 16:04	<1.0 U ug/L	1.0 ug/L
34418	Chloromethane	BP	N	8260B	12/30/2011 16:04	<2.0 U ug/L	2.0 ug/L
32105	Dibromochloromethane	BP	N	8260B	12/30/2011 16:04	<1.0 U ug/L	1.0 ug/L
34704	cis-1,3-Dichloropropene	BP	N	8260B	12/30/2011 16:04	<1.0 U ug/L	1.0 ug/L
49263	trans-1,4-Dichloro-2-butene	BP	N	8260B	12/30/2011 16:04	<3.0 U ug/L	3.0 ug/L
34699	trans-1,3-Dichloropropene	BP	N	8260B	12/30/2011 16:04	<3.0 U ug/L	3.0 ug/L
34488	Trichlorofluoromethane	BP	N	8260B	12/30/2011 16:04	<2.0 U ug/L	2.0 ug/L
39180	Trichloroethene	BP	N	8260B	12/30/2011 16:04	<1.0 U ug/L	1.0 ug/L
34546	trans-1,2-Dichloroethene	BP	N	8260B	12/30/2011 16:04	<1.0 U ug/L	1.0 ug/L
34475	Tetrachloroethene	BP	N	8260B	12/30/2011 16:04	<1.0 U ug/L	1.0 ug/L
77128	Styrene	BP	N	8260B	12/30/2011 16:04	<1.0 U ug/L	1.0 ug/L
34010	Toluene	BP	N	8260B	12/30/2011 16:04	<1.0 U ug/L	1.0 ug/L
81552	Acetone	BP	N	8260B	12/30/2011 16:04	4.8 I ug/L	20 ug/L
81596	4-Methyl-2-pentanone (MIBK)	BP	N	8260B	12/30/2011 16:04	<5.0 U ug/L	5.0 ug/L
78124	Benzene	BP	N	8260B	12/30/2011 16:04	<1.0 U ug/L	1.0 ug/L
34215	Acrylonitrile	BP	N	8260B	12/30/2011 16:04	<20 U ug/L	20 ug/L
34571	1,4-Dichlorobenzene	BP	N	8260B	12/30/2011 16:04	<1.0 U ug/L	1.0 ug/L
34541	1,2-Dichloropropane	BP	N	8260B	12/30/2011 16:04	<1.0 U ug/L	1.0 ug/L
77103	2-Hexanone	BP	N	8260B	12/30/2011 16:04	<5.0 U ug/L	5.0 ug/L
77057	Vinyl acetate	BP	N	8260B	12/30/2011 16:04	<3.0 U ug/L	3.0 ug/L
34301	Chlorobenzene	BP	N	8260B	12/30/2011 16:04	<1.0 U ug/L	1.0 ug/L
32102	Carbon tetrachloride	BP	N	8260B	12/30/2011 16:04	<1.0 U ug/L	1.0 ug/L
32106	Chloroform	BP	N	8260B	12/30/2011 16:04	<1.0 U ug/L	1.0 ug/L

* Attach Laboratory Reports

PART III ANALYTICAL RESULTS

Facility GMS#:

Test Site ID #: 19338

Sample Date/Time: 12/22/2011 01:10PM

Report Period: 2011 / 4
Year / Qtr

Well Name: MW-2B

Classification of Groundwater: G-II

Groundwater Elevation (NGVD):

or (MSL): 49.67

Well Purged (Y/N): Y

Well Type:
(X) Background
( ) Detection
( ) Compliance
( ) Other

Storet Code	Parameter Monitored	Sampling Method	Field Filtered (Y/N)	Analysis Method	Analysis Date/Time	* Analysis Result/Units		Detection Limit/Units
34311	Chloroethane	BP	N	8260B	12/30/2011 16:04	<2.0 U	ug/L	2.0 ug/L
77041	Carbon disulfide	BP	N	8260B	12/30/2011 16:04	<2.0 U	ug/L	2.0 ug/L
32101	Bromodichloromethane	BP	N	8260B	12/30/2011 16:04	<1.0 U	ug/L	1.0 ug/L
73085	Bromochloromethane	BP	N	8260B	12/30/2011 16:04	<1.0 U	ug/L	1.0 ug/L
34413	Bromomethane	BP	N	8260B	12/30/2011 16:04	<2.0 U	ug/L	2.0 ug/L
32104	Bromoform	BP	N	8260B	12/30/2011 16:04	<1.0 U	ug/L	1.0 ug/L
00010	Field Temperature	BP	N	Field Sampling	12/22/2011 13:10	24.5	Degrees C	-
82078	Field Turbidity	BP	N	Field Sampling	12/22/2011 13:10	10.94	NTU	-
000406	Field pH	BP	N	Field Sampling	12/22/2011 13:10	8.00	SU	-
000094	Field Conductivity	BP	N	Field Sampling	12/22/2011 13:10	144	umhos/cm	-
000299	Field Dissolved Oxygen	BP	N	Field Sampling	12/22/2011 13:10	0.2	mg/L	-
082545	Groundwater Elevation	BP	N	Field Sampling	12/22/2011 13:10	49.67	ft/msl	-
00080	Color	BP	N	SM 2120B	12/23/2011 17:39	<5.0 U	PCU	5.0 PCU
00410	Total Alkalinity	BP	N	SM 2320B	12/29/2011 14:14	62	mg/L	5.0 mg/L
70300	Total Dissolved Solids	BP	N	SM 2540C	12/29/2011 09:47	74	mg/L	10 mg/L

* Attach Laboratory Reports

PART III ANALYTICAL RESULTS

Facility GMS#:

Test Site ID #: 19337

Sample Date/Time: 12/22/2011 12:21PM

Report Period: 2011 / 4
Year / Qtr

Well Name: MW-2AR

Classification of Groundwater: G-II

Groundwater Elevation (NGVD):

or (MSL): 51.14

Well Purged (Y/N): Y

Well Type:
(X) Background
( ) Detection
( ) Compliance
( ) Other

Storet Code	Parameter Monitored	Sampling Method	Field Filtered (Y/N)	Analysis Method	Analysis Date/Time	* Analysis Result/Units	Detection Limit/Units
00620	Nitrate as N	BP	N	300.0	12/23/2011 21:20	1.1 mg/L	0.50 mg/L
00940	Chloride	BP	N	300.0	12/23/2011 21:20	4.1 mg/L	3.0 mg/L
000610	Ammonia as N	BP	N	350.1	12/30/2011 13:34	<0.10 U mg/L	0.10 mg/L
77651	1,2-Dibromoethane	BP	N	504.1	12/28/2011 10:28	<0.020 U ug/L	0.020 ug/L
38437	1,2-Dibromo-3-Chloropropane	BP	N	504.1	12/28/2011 10:28	<0.020 U ug/L	0.020 ug/L
001037	Cobalt	BP	N	6010B	12/28/2011 19:34	<10 U ug/L	10 ug/L
001045	Iron	BP	N	6010B	12/28/2011 19:34	260 ug/L	100 ug/L
001051	Lead	BP	N	6010B	12/28/2011 19:34	<9.0 U ug/L	9.0 ug/L
001042	Copper	BP	N	6010B	12/28/2011 19:34	<15 U ug/L	15 ug/L
001077	Silver	BP	N	6010B	12/28/2011 19:34	<10 U ug/L	10 ug/L
000929	Sodium	BP	N	6010B	12/28/2011 19:34	3.1 mg/L	1.0 mg/L
001087	Vanadium	BP	N	6010B	12/28/2011 19:34	<10 U ug/L	10 ug/L
001055	Manganese	BP	N	6010B	12/28/2011 19:34	3.6 I ug/L	10 ug/L
001067	Nickel	BP	N	6010B	12/28/2011 19:34	<40 U ug/L	40 ug/L
001147	Selenium	BP	N	6010B	12/28/2011 19:34	<15 U ug/L	15 ug/L
001105	Aluminum	BP	N	6010B	12/28/2011 19:34	1300 ug/L	100 ug/L
001092	Zinc	BP	N	6010B	12/28/2011 19:34	5.2 I ug/L	20 ug/L
001007	Barium	BP	N	6010B	12/28/2011 19:34	13 ug/L	10 ug/L
001034	Chromium	BP	N	6010B	12/28/2011 19:34	2.1 I ug/L	10 ug/L
001027	Cadmium	BP	N	6010B	12/28/2011 19:34	<5.0 U ug/L	5.0 ug/L
001097	Antimony	BP	N	6020	12/28/2011 01:40	<2.0 U ug/L	2.0 ug/L
001002	Arsenic	BP	N	6020	12/28/2011 01:40	<5.0 U ug/L	5.0 ug/L
001059	Thallium	BP	N	6020	12/28/2011 01:40	<1.0 U ug/L	1.0 ug/L
001012	Beryllium	BP	N	6020	12/28/2011 01:40	<1.0 U ug/L	1.0 ug/L
71900	Mercury	BP	N	7470A	12/29/2011 20:21	0.033 I V ug/L	0.20 ug/L
34311	Chloroethane	BP	N	8260B	12/30/2011 16:25	<2.0 U ug/L	2.0 ug/L
32105	Dibromochloromethane	BP	N	8260B	12/30/2011 16:25	<1.0 U ug/L	1.0 ug/L
34418	Chloromethane	BP	N	8260B	12/30/2011 16:25	<2.0 U ug/L	2.0 ug/L
77093	cis-1,2-Dichloroethene	BP	N	8260B	12/30/2011 16:25	<1.0 U ug/L	1.0 ug/L
34704	cis-1,3-Dichloropropene	BP	N	8260B	12/30/2011 16:25	<1.0 U ug/L	1.0 ug/L
32106	Chloroform	BP	N	8260B	12/30/2011 16:25	<1.0 U ug/L	1.0 ug/L
32104	Bromoform	BP	N	8260B	12/30/2011 16:25	<1.0 U ug/L	1.0 ug/L

* Attach Laboratory Reports

PART III ANALYTICAL RESULTS

Facility GMS#:

Test Site ID #: 19337

Sample Date/Time: 12/22/2011 12:21PM

Report Period: 2011 / 4
Year / Qtr

Well Name: MW-2AR

Classification of Groundwater: G-II

Groundwater Elevation (NGVD):

or (MSL): 51.14

Well Purged (Y/N): Y

Well Type:
(X) Background
( ) Detection
( ) Compliance
( ) Other

Storet Code	Parameter Monitored	Sampling Method	Field Filtered (Y/N)	Analysis Method	Analysis Date/Time	* Analysis Result/Units	Detection Limit/Units
73085	Bromochloromethane	BP	N	8260B	12/30/2011 16:25	<1.0 U ug/L	1.0 ug/L
32101	Bromodichloromethane	BP	N	8260B	12/30/2011 16:25	<1.0 U ug/L	1.0 ug/L
34413	Bromomethane	BP	N	8260B	12/30/2011 16:25	<2.0 U ug/L	2.0 ug/L
34301	Chlorobenzene	BP	N	8260B	12/30/2011 16:25	<1.0 U ug/L	1.0 ug/L
32102	Carbon tetrachloride	BP	N	8260B	12/30/2011 16:25	<1.0 U ug/L	1.0 ug/L
77041	Carbon disulfide	BP	N	8260B	12/30/2011 16:25	<2.0 U ug/L	2.0 ug/L
34546	trans-1,2-Dichloroethene	BP	N	8260B	12/30/2011 16:25	<1.0 U ug/L	1.0 ug/L
34010	Toluene	BP	N	8260B	12/30/2011 16:25	<1.0 U ug/L	1.0 ug/L
49263	trans-1,4-Dichloro-2-butene	BP	N	8260B	12/30/2011 16:25	<3.0 U ug/L	3.0 ug/L
34699	trans-1,3-Dichloropropene	BP	N	8260B	12/30/2011 16:25	<3.0 U ug/L	3.0 ug/L
39180	Trichloroethene	BP	N	8260B	12/30/2011 16:25	<1.0 U ug/L	1.0 ug/L
34475	Tetrachloroethene	BP	N	8260B	12/30/2011 16:25	<1.0 U ug/L	1.0 ug/L
34371	Ethylbenzene	BP	N	8260B	12/30/2011 16:25	<1.0 U ug/L	1.0 ug/L
77596	Dibromomethane	BP	N	8260B	12/30/2011 16:25	<1.0 U ug/L	1.0 ug/L
77128	Styrene	BP	N	8260B	12/30/2011 16:25	<1.0 U ug/L	1.0 ug/L
34423	Methylene Chloride	BP	N	8260B	12/30/2011 16:25	0.60 I V ug/L	2.0 ug/L
77424	Iodomethane	BP	N	8260B	12/30/2011 16:25	<1.0 U ug/L	1.0 ug/L
34511	1,1,2-Trichloroethane	BP	N	8260B	12/30/2011 16:25	<1.0 U ug/L	1.0 ug/L
34516	1,1,2,2-Tetrachloroethane	BP	N	8260B	12/30/2011 16:25	<1.0 U ug/L	1.0 ug/L
34496	1,1-Dichloroethane	BP	N	8260B	12/30/2011 16:25	<1.0 U ug/L	1.0 ug/L
77443	1,2,3-Trichloropropane	BP	N	8260B	12/30/2011 16:25	<2.5 U ug/L	2.5 ug/L
34501	1,1-Dichloroethene	BP	N	8260B	12/30/2011 16:25	<1.0 U ug/L	1.0 ug/L
34506	1,1,1-Trichloroethane	BP	N	8260B	12/30/2011 16:25	<1.0 U ug/L	1.0 ug/L
39175	Vinyl chloride	BP	N	8260B	12/30/2011 16:25	<1.0 U ug/L	1.0 ug/L
34531	1,2-Dichloroethane	BP	N	8260B	12/30/2011 16:25	<1.0 U ug/L	1.0 ug/L
81551	Xylenes (total)	BP	N	8260B	12/30/2011 16:25	<2.0 U ug/L	2.0 ug/L
77562	1,1,1,2-Tetrachloroethane	BP	N	8260B	12/30/2011 16:25	<1.0 U ug/L	1.0 ug/L
77057	Vinyl acetate	BP	N	8260B	12/30/2011 16:25	<3.0 U ug/L	3.0 ug/L
34536	1,2-Dichlorobenzene	BP	N	8260B	12/30/2011 16:25	<1.0 U ug/L	1.0 ug/L
81596	4-Methyl-2-pentanone (MIBK)	BP	N	8260B	12/30/2011 16:25	<5.0 U ug/L	5.0 ug/L
81552	Acetone	BP	N	8260B	12/30/2011 16:25	2.7 I ug/L	20 ug/L
78124	Benzene	BP	N	8260B	12/30/2011 16:25	<1.0 U ug/L	1.0 ug/L

* Attach Laboratory Reports

PART III ANALYTICAL RESULTS

Facility GMS#:

Test Site ID #: 19337

Sample Date/Time: 12/22/2011 12:21PM

Report Period: 2011 / 4
Year / Qtr

Well Name: MW-2AR

Classification of Groundwater: G-II

Groundwater Elevation (NGVD):

or (MSL): 51.14

Well Purged (Y/N): Y

Well Type:
(X) Background
( ) Detection
( ) Compliance
( ) Other

Storet Code	Parameter Monitored	Sampling Method	Field Filtered (Y/N)	Analysis Method	Analysis Date/Time	* Analysis Result/Units		Detection Limit/Units
34215	Acrylonitrile	BP	N	8260B	12/30/2011 16:25	<20 U	ug/L	20 ug/L
77103	2-Hexanone	BP	N	8260B	12/30/2011 16:25	<5.0 U	ug/L	5.0 ug/L
34541	1,2-Dichloropropane	BP	N	8260B	12/30/2011 16:25	<1.0 U	ug/L	1.0 ug/L
34488	Trichlorofluoromethane	BP	N	8260B	12/30/2011 16:25	<2.0 U	ug/L	2.0 ug/L
34571	1,4-Dichlorobenzene	BP	N	8260B	12/30/2011 16:25	<1.0 U	ug/L	1.0 ug/L
81595	2-Butanone (MEK)	BP	N	8260B	12/30/2011 16:25	<6.0 U	ug/L	6.0 ug/L
82078	Field Turbidity	BP	N	Field Sampling	12/22/2011 12:21	12.49	NTU	-
000406	Field pH	BP	N	Field Sampling	12/22/2011 12:21	4.84	SU	-
00010	Field Temperature	BP	N	Field Sampling	12/22/2011 12:21	24.8	Degrees C	-
000094	Field Conductivity	BP	N	Field Sampling	12/22/2011 12:21	34	umhos/cm	-
082545	Groundwater Elevation	BP	N	Field Sampling	12/22/2011 12:21	51.14	ft/msl	-
000299	Field Dissolved Oxygen	BP	N	Field Sampling	12/22/2011 12:21	0.7	mg/L	-
00080	Color	BP	N	SM 2120B	12/23/2011 17:39	10	PCU	10 PCU
00410	Total Alkalinity	BP	N	SM 2320B	12/29/2011 14:20	1.7 I	mg/L	5.0 mg/L
70300	Total Dissolved Solids	BP	N	SM 2540C	12/29/2011 09:59	19	mg/L	10 mg/L

* Attach Laboratory Reports

PART III ANALYTICAL RESULTS

Facility GMS#: _____

Test Site ID #: _____

Sample Date/Time: 12/22/2011 12:21PM

Report Period: 2011 / 4
Year / Qtr

Well Name: TRIP BLANK 3

Classification of Groundwater: G-II

Groundwater Elevation (NGVD): _____

or (MSL): _____

Well Purged (Y/N): N

Well Type:
( ) Background
( ) Detection
( ) Compliance
(X) Other

Storet Code	Parameter Monitored	Sampling Method	Field Filtered (Y/N)	Analysis Method	Analysis Date/Time	* Analysis Result/Units	Detection Limit/Units
34536	1,2-Dichlorobenzene	Z	N	8260B	12/30/2011 16:46	<1.0 U ug/L	1.0 ug/L
34501	1,1-Dichloroethene	Z	N	8260B	12/30/2011 16:46	<1.0 U ug/L	1.0 ug/L
77443	1,2,3-Trichloropropane	Z	N	8260B	12/30/2011 16:46	<2.5 U ug/L	2.5 ug/L
34571	1,4-Dichlorobenzene	Z	N	8260B	12/30/2011 16:46	<1.0 U ug/L	1.0 ug/L
81595	2-Butanone (MEK)	Z	N	8260B	12/30/2011 16:46	<6.0 U ug/L	6.0 ug/L
34531	1,2-Dichloroethane	Z	N	8260B	12/30/2011 16:46	<1.0 U ug/L	1.0 ug/L
34541	1,2-Dichloropropane	Z	N	8260B	12/30/2011 16:46	<1.0 U ug/L	1.0 ug/L
34496	1,1-Dichloroethane	Z	N	8260B	12/30/2011 16:46	<1.0 U ug/L	1.0 ug/L
39175	Vinyl chloride	Z	N	8260B	12/30/2011 16:46	<1.0 U ug/L	1.0 ug/L
77057	Vinyl acetate	Z	N	8260B	12/30/2011 16:46	<3.0 U ug/L	3.0 ug/L
34413	Bromomethane	Z	N	8260B	12/30/2011 16:46	<2.0 U ug/L	2.0 ug/L
81551	Xylenes (total)	Z	N	8260B	12/30/2011 16:46	<2.0 U ug/L	2.0 ug/L
34516	1,1,2,2-Tetrachloroethane	Z	N	8260B	12/30/2011 16:46	<1.0 U ug/L	1.0 ug/L
34511	1,1,2-Trichloroethane	Z	N	8260B	12/30/2011 16:46	<1.0 U ug/L	1.0 ug/L
77562	1,1,1,2-Tetrachloroethane	Z	N	8260B	12/30/2011 16:46	<1.0 U ug/L	1.0 ug/L
34506	1,1,1-Trichloroethane	Z	N	8260B	12/30/2011 16:46	<1.0 U ug/L	1.0 ug/L
34371	Ethylbenzene	Z	N	8260B	12/30/2011 16:46	<1.0 U ug/L	1.0 ug/L
77596	Dibromomethane	Z	N	8260B	12/30/2011 16:46	<1.0 U ug/L	1.0 ug/L
34423	Methylene Chloride	Z	N	8260B	12/30/2011 16:46	0.82 I V ug/L	2.0 ug/L
77424	Iodomethane	Z	N	8260B	12/30/2011 16:46	<1.0 U ug/L	1.0 ug/L
34704	cis-1,3-Dichloropropene	Z	N	8260B	12/30/2011 16:46	<1.0 U ug/L	1.0 ug/L
77093	cis-1,2-Dichloroethene	Z	N	8260B	12/30/2011 16:46	<1.0 U ug/L	1.0 ug/L
32105	Dibromochloromethane	Z	N	8260B	12/30/2011 16:46	<1.0 U ug/L	1.0 ug/L
34699	trans-1,3-Dichloropropene	Z	N	8260B	12/30/2011 16:46	<3.0 U ug/L	3.0 ug/L
34546	trans-1,2-Dichloroethene	Z	N	8260B	12/30/2011 16:46	<1.0 U ug/L	1.0 ug/L
39180	Trichloroethene	Z	N	8260B	12/30/2011 16:46	<1.0 U ug/L	1.0 ug/L
49263	trans-1,4-Dichloro-2-butene	Z	N	8260B	12/30/2011 16:46	<3.0 U ug/L	3.0 ug/L
34475	Tetrachloroethene	Z	N	8260B	12/30/2011 16:46	<1.0 U ug/L	1.0 ug/L
77128	Styrene	Z	N	8260B	12/30/2011 16:46	<1.0 U ug/L	1.0 ug/L
34010	Toluene	Z	N	8260B	12/30/2011 16:46	<1.0 U ug/L	1.0 ug/L
78124	Benzene	Z	N	8260B	12/30/2011 16:46	<1.0 U ug/L	1.0 ug/L
34215	Acrylonitrile	Z	N	8260B	12/30/2011 16:46	<20 U ug/L	20 ug/L

* Attach Laboratory Reports

PART III ANALYTICAL RESULTS

Facility GMS#: _____

Test Site ID #: _____

Sample Date/Time: 12/22/2011 12:21PM

Report Period: 2011 / 4
Year / Qtr

Well Name: TRIP BLANK 3

Classification of Groundwater: G-II

Groundwater Elevation (NGVD): _____

or (MSL): _____

Well Purged (Y/N): N

Well Type:
( ) Background
( ) Detection
( ) Compliance
(X) Other

Storet Code	Parameter Monitored	Sampling Method	Field Filtered (Y/N)	Analysis Method	Analysis Date/Time	* Analysis Result/Units	Detection Limit/Units
32101	Bromodichloromethane	Z	N	8260B	12/30/2011 16:46	<1.0 U ug/L	1.0 ug/L
73085	Bromochloromethane	Z	N	8260B	12/30/2011 16:46	<1.0 U ug/L	1.0 ug/L
77103	2-Hexanone	Z	N	8260B	12/30/2011 16:46	<5.0 U ug/L	5.0 ug/L
81552	Acetone	Z	N	8260B	12/30/2011 16:46	3.8 I ug/L	20 ug/L
81596	4-Methyl-2-pentanone (MIBK)	Z	N	8260B	12/30/2011 16:46	<5.0 U ug/L	5.0 ug/L
34311	Chloroethane	Z	N	8260B	12/30/2011 16:46	<2.0 U ug/L	2.0 ug/L
34301	Chlorobenzene	Z	N	8260B	12/30/2011 16:46	<1.0 U ug/L	1.0 ug/L
34418	Chloromethane	Z	N	8260B	12/30/2011 16:46	<2.0 U ug/L	2.0 ug/L
32106	Chloroform	Z	N	8260B	12/30/2011 16:46	<1.0 U ug/L	1.0 ug/L
34488	Trichlorofluoromethane	Z	N	8260B	12/30/2011 16:46	<2.0 U ug/L	2.0 ug/L
32104	Bromoform	Z	N	8260B	12/30/2011 16:46	<1.0 U ug/L	1.0 ug/L
32102	Carbon tetrachloride	Z	N	8260B	12/30/2011 16:46	<1.0 U ug/L	1.0 ug/L
77041	Carbon disulfide	Z	N	8260B	12/30/2011 16:46	<2.0 U ug/L	2.0 ug/L

* Attach Laboratory Reports

Login Sample Receipt Checklist

Client: Waste Management

Job Number: 280-24081-1

Login Number: 24081

List Source: TestAmerica Denver

List Number: 1

Creator: Philipp, Nicholas A

Question	Answer	Comment
Radioactivity either was not measured or, if measured, is at or below background	True	
The cooler's custody seal, if present, is intact.	True	
The cooler or samples do not appear to have been compromised or tampered with.	True	
Samples were received on ice.	True	
Cooler Temperature is acceptable.	True	
Cooler Temperature is recorded.	True	
COC is present.	True	
COC is filled out in ink and legible.	True	
COC is filled out with all pertinent information.	True	
Is the Field Sampler's name present on COC?	True	
There are no discrepancies between the sample IDs on the containers and the COC.	True	
Samples are received within Holding Time.	True	
Sample containers have legible labels.	True	
Containers are not broken or leaking.	True	
Sample collection date/times are provided.	True	
Appropriate sample containers are used.	True	
Sample bottles are completely filled.	True	
Sample Preservation Verified	True	
There is sufficient vol. for all requested analyses, incl. any requested MS/MSDs	True	
VOA sample vials do not have headspace or bubble is <6mm (1/4") in diameter.	True	
If necessary, staff have been informed of any short hold time or quick TAT needs	True	
Multiphasic samples are not present.	True	
Samples do not require splitting or compositing.	True	
Sampling Company provided.	True	
Samples received within 48 hours of sampling.	True	
Samples requiring field filtration have been filtered in the field.	True	
Chlorine Residual checked.	N/A	

Login Sample Receipt Checklist

Client: Waste Management

Job Number: 280-24081-1

Login Number: 24103

List Source: TestAmerica Denver

List Number: 1

Creator: Bindel, Aaron M

Question	Answer	Comment
Radioactivity either was not measured or, if measured, is at or below background	True	
The cooler's custody seal, if present, is intact.	True	
The cooler or samples do not appear to have been compromised or tampered with.	True	
Samples were received on ice.	True	
Cooler Temperature is acceptable.	True	
Cooler Temperature is recorded.	True	
COC is present.	True	
COC is filled out in ink and legible.	True	
COC is filled out with all pertinent information.	True	
Is the Field Sampler's name present on COC?	True	
There are no discrepancies between the sample IDs on the containers and the COC.	True	
Samples are received within Holding Time.	True	
Sample containers have legible labels.	True	
Containers are not broken or leaking.	True	
Sample collection date/times are provided.	True	
Appropriate sample containers are used.	True	
Sample bottles are completely filled.	True	
Sample Preservation Verified	True	
There is sufficient vol. for all requested analyses, incl. any requested MS/MSDs	True	
VOA sample vials do not have headspace or bubble is <6mm (1/4") in diameter.	True	
If necessary, staff have been informed of any short hold time or quick TAT needs	True	
Multiphasic samples are not present.	True	
Samples do not require splitting or compositing.	True	
Sampling Company provided.	N/A	UNKNOWN
Samples received within 48 hours of sampling.	True	
Samples requiring field filtration have been filtered in the field.	True	
Chlorine Residual checked.	N/A	

Login Sample Receipt Checklist

Client: Waste Management

Job Number: 280-24081-1

Login Number: 24109

List Source: TestAmerica Denver

List Number: 1

Creator: Philipp, Nicholas A

Question	Answer	Comment
Radioactivity either was not measured or, if measured, is at or below background	True	
The cooler's custody seal, if present, is intact.	True	
The cooler or samples do not appear to have been compromised or tampered with.	True	
Samples were received on ice.	True	
Cooler Temperature is acceptable.	True	
Cooler Temperature is recorded.	True	
COC is present.	True	
COC is filled out in ink and legible.	True	
COC is filled out with all pertinent information.	True	
Is the Field Sampler's name present on COC?	True	
There are no discrepancies between the sample IDs on the containers and the COC.	True	
Samples are received within Holding Time.	True	
Sample containers have legible labels.	True	
Containers are not broken or leaking.	True	
Sample collection date/times are provided.	True	
Appropriate sample containers are used.	True	
Sample bottles are completely filled.	True	
Sample Preservation Verified	True	
There is sufficient vol. for all requested analyses, incl. any requested MS/MSDs	True	
VOA sample vials do not have headspace or bubble is <6mm (1/4") in diameter.	True	
If necessary, staff have been informed of any short hold time or quick TAT needs	True	
Multiphasic samples are not present.	True	
Samples do not require splitting or compositing.	True	
Sampling Company provided.	True	
Samples received within 48 hours of sampling.	True	
Samples requiring field filtration have been filtered in the field.	True	
Chlorine Residual checked.	N/A	

PROFESSIONAL TECHNICAL SUPPORT SERVICES, INC.
Atlanta (770) 723-9222
Baton Rouge (504) 293-0136
Jacksonville (904) 693-0177
Houston (208) 441-7609
Pittsburgh (412) 746-8623

FACILITY NAME: VISTA

PTH TO WATER
EASUREMENTS

DATE: 12-21-11

MONITORING LOCATION	DEPTH TO WATER (ft TOC)
MW-01A	46.05
MW-01B	56.30
MW-2AR	36.11
MW-02B	38.84
MW-03A	42.68
MW-03B	42.85
MW-04A	31.99
MW-04B	32.13
MW-05A	31.08
MW-05B	31.56
MW-06AR	53.60
MW-06BR	53.63
MW-07A	44.61
MW-07B	57.44
MW-08R	42.10
MW-FL1	42.92
MW-FL2R	35.00

MONITORING LOCATION	DEPTH TO WATER (ft TOC)
MW-FL3	47.55

PROFESSIONAL TECHNICAL SUPPORT SERVICES, INC.
Atlanta (770) 723-9229
Baton Rouge (504) 293-0136
Jacksonville (904) 693-0177
Houston (208) 441-7609
Pittsburgh (412) 746-8823

FACILITY NAME: VISTA

?TH TO WATER
3ASUREMENTS

DATE: 12-22-11

I. D. WRITTEN ON OUTSIDE OF CASING	MONITORING LOCATION	DEPTH TO WATER (ft TOC)
—	MW-1	27.75
MW-FL5	BPZ2	35.42
MW-10A	BPZ1	DRY
MW-12A	BPZ	42.69
MW-16B	BPZ	39.50
MM9	BPZ	47.31
—	MW 14B	50.26

MONITORING LOCATION	DEPTH TO WATER (ft TOC)

WELL CONDITION SUMMARY

Site: VISTA

Personnel: DAN ARMOVA / BEN RAMSEAWAN

Date: 12-21-11

Page 1 of 2

Well ID	Protective Casing	Well Casing	Label	Lock	Sample Equipment Type	General Turbidity	Well Yield	Comments/Observations *
MW-01A	☒ OK ☐ Damaged	☒ OK ☐ Damaged	☐ OK ☒ Inadequate	☒ Yes ☐ No	DEDICATED BLADDER PUMP	☒ Clear ☐ Turbid	☒ OK ☐ Inadequate	INCORRECTLY LABELED AS MW-01B
MW-01B	☒ OK ☐ Damaged	☒ OK ☐ Damaged	☐ OK ☒ Inadequate	☒ Yes ☐ No	"	☒ Clear ☐ Turbid	☒ OK ☐ Inadequate	INCORRECTLY LABELED AS MW-01A
MW-02AR	☒ OK ☐ Damaged	☒ OK ☐ Damaged	☒ OK ☐ Inadequate	☒ Yes ☐ No	"	☒ Clear ☐ Turbid	☒ OK ☐ Inadequate	
MW-02B	☒ OK ☐ Damaged	☒ OK ☐ Damaged	☒ OK ☐ Inadequate	☒ Yes ☐ No	"	☒ Clear ☐ Turbid	☒ OK ☐ Inadequate	
MW-03A	☒ OK ☐ Damaged	☒ OK ☐ Damaged	☒ OK ☐ Inadequate	☒ Yes ☐ No	"	☒ Clear ☐ Turbid	☒ OK ☐ Inadequate	
MW-03B	☒ OK ☐ Damaged	☒ OK ☐ Damaged	☒ OK ☐ Inadequate	☒ Yes ☐ No	"	☒ Clear ☐ Turbid	☒ OK ☐ Inadequate	
MW-04A	☒ OK ☐ Damaged	☒ OK ☐ Damaged	☒ OK ☐ Inadequate	☒ Yes ☐ No	"	☒ Clear ☐ Turbid	☒ OK ☐ Inadequate	
MW-04B	☒ OK ☐ Damaged	☒ OK ☐ Damaged	☒ OK ☐ Inadequate	☒ Yes ☐ No	"	☒ Clear ☐ Turbid	☒ OK ☐ Inadequate	
MW-05A	☒ OK ☐ Damaged	☒ OK ☐ Damaged	☒ OK ☐ Inadequate	☒ Yes ☐ No	"	☒ Clear ☐ Turbid	☒ OK ☐ Inadequate	
MW-05B	☒ OK ☐ Damaged	☒ OK ☐ Damaged	☒ OK ☐ Inadequate	☒ Yes ☐ No	"	☒ Clear ☐ Turbid	☒ OK ☐ Inadequate	

* Note ponding water, weep holes, or any other information pertaining to well condition. Provide additional details on listed items.
Return this form to site manager and/or Complaince Manager/Engineer

WELL CONDITION SUMMARY

Site: VISTA

Personnel: DAN ARMOUR / BEN RAMJEAWAN

Date: 12-21-11

Page 2 of 2

Well ID	Protective Casing	Well Casing	Label	Lock	Sample Equipment Type	General Turbidity	Well Yield	Comments/Observations *
MW-06AR	☒ OK ☐ Damaged	☒ OK ☐ Damaged	☒ OK ☐ Inadequate	☒ Yes ☐ No	DEDICATED BLADDER PUMP	☒ Clear ☐ Turbid	☒ OK ☐ Inadequate	
MW-06BR	☒ OK ☐ Damaged	☒ OK ☐ Damaged	☒ OK ☐ Inadequate	☒ Yes ☐ No	"	☒ Clear ☐ Turbid	☒ OK ☐ Inadequate	
MW-07A	☒ OK ☐ Damaged	☒ OK ☐ Damaged	☒ OK ☐ Inadequate	☒ Yes ☐ No	"	☒ Clear ☐ Turbid	☒ OK ☐ Inadequate	
MW-07B	☒ OK ☐ Damaged	☒ OK ☐ Damaged	☒ OK ☐ Inadequate	☒ Yes ☐ No	"	☒ Clear ☐ Turbid	☒ OK ☐ Inadequate	
MW-FL1	☒ OK ☐ Damaged	☒ OK ☐ Damaged	☒ OK ☐ Inadequate	☒ Yes ☐ No	"	☒ Clear ☐ Turbid	☒ OK ☐ Inadequate	
MW-FL2R	☒ OK ☐ Damaged	☒ OK ☐ Damaged	☒ OK ☐ Inadequate	☒ Yes ☐ No	"	☒ Clear ☐ Turbid	☒ OK ☐ Inadequate	
MW-FL3	☒ OK ☐ Damaged	☒ OK ☐ Damaged	☒ OK ☐ Inadequate	☒ Yes ☐ No	"	☒ Clear ☐ Turbid	☒ OK ☐ Inadequate	
MW-08R	☒ OK ☐ Damaged	☐ OK ☒ Damaged	☒ OK ☐ Inadequate	☒ Yes ☐ No	SUBMERSIBLE PUMP	☒ Clear ☐ Turbid	☒ OK ☐ Inadequate	WELL CASING HAS SLIGHT BEND @ 20' BGS MAKING IT DIFFICULT TO INSERT PUMP
	☐ OK ☐ Damaged	☐ OK ☐ Damaged	☐ OK ☐ Inadequate	☐ Yes ☐ No		☒ Clear ☐ Turbid	☒ OK ☐ Inadequate	
	☐ OK ☐ Damaged	☐ OK ☐ Damaged	☐ OK ☐ Inadequate	☐ Yes ☐ No		☐ Clear ☐ Turbid	☐ OK ☐ Inadequate	

* Note ponding water, weep holes, or any other information pertaining to well condition. Provide additional details on listed items.
Return this form to site manager and/or Complaince Manager/Engineer

Form FD 9000-8: FIELD INSTRUMENT CALIBRATION RECORDS

INSTRUMENT (MAKE/MODEL#) HF SCIENTIFIC MICRO TPI INSTRUMENT # 200710329

PARAMETER: *[check only one]*

- ☐ TEMPERATURE
- ☐ CONDUCTIVITY
- ☐ SALINITY
- ☐ pH
- ☐ ORP
- ☒ TURBIDITY
- ☐ RESIDUAL Cl
- ☐ DO
- ☐ OTHER _____

STANDARDS: *[Specify the type(s) of standards used for calibration, the origin of the standards, the standard values, and the date the standards were prepared or purchased]*

Standard A 1000 NTU HF SCIENTIFIC LOT# 11014 EXP: OCT 2013

Standard B 10.0 NTU HF SCIENTIFIC LOT# 11013 EXP: OCT 2013

Standard C 0.02 NTU HF SCIENTIFIC LOT# 11004 EXP: OCT 2013

DATE (yy/mm/dd)	TIME (hr:min)	STD (A, B, C)	STD VALUE	INSTRUMENT RESPONSE	% DEV	CALIBRATED (YES, NO)	TYPE (INIT, CONT)	SAMPLER INITIALS
11/12/16	0615	A	1000	AUTO CAL	–	YES	CONT	DSA
|	|	B	10.0	"	–	YES	CONT	DSA
|	|	C	0.02	"	–	YES	CONT	DSA
11/12/20	0700	A	1000	AUTOCALIB	–	YES	INIT	DSA
|	|	B	10.0	|	–	YES	INIT	DSA
|	|	C	0.02	|	–	YES	INIT	DSA
11/12/21	0700	A	1000	AUTO CAL	–	YES	CONT	DSA
"	"	B	10.0	"	–	YES	CONT	DSA
"	"	C	0.02	"	–	YES	CONT	DSA
11/12/22	0615	A	1000	AUTO CAL	–	YES	CONT	DSA
|	|	B	10.0	"	–	YES	CONT	DSA
|	|	C	0.02	"	–	YES	CONT	DSA

Form FD 9000-8: FIELD INSTRUMENT CALIBRATION RECORDS

INSTRUMENT (MAKE/MODEL#) HANNA HI 9828 INSTRUMENT # 725490

PARAMETER: *[check only one]*

- ☐ TEMPERATURE
- ☐ CONDUCTIVITY
- ☐ SALINITY
- ☒ pH
- ☐ ORP
- ☐ TURBIDITY
- ☐ RESIDUAL Cl
- ☐ DO
- ☐ OTHER _____

STANDARDS: *[Specify the type(s) of standards used for calibration, the origin of the standards, the standard values, and the date the standards were prepared or purchased]*

Standard A HANNA CAL. SOLUTION 7.01 (std) EXP: 04/2013

Standard B HANNA CAL SOLUTION 4.01 (std) EXP: 04/2013

Standard C HANNA CAL SOLUTION 10.01 (std) EXP: 04/2013

DATE (yy/mm/dd)	TIME (hr:min)	STD (A, B, C)	STD VALUE	INSTRUMENT RESPONSE	% DEV	CALIBRATED (YES, NO)	TYPE (INIT, CONT)	SAMPLER INITIALS
11/12/16	0615	A	7.01	AUTO CAL	–	YES	CONT	DSA
|	0615	B	4.01	"	–	YES	CONT	DSA
|	0615	C	10.01	"	–	YES	CONT	DSA
11/12/20	0700	A	7.01	AUTO CAL	–	YES	INIT	DSA
|	|	B	4.01	|	–	YES	INIT	DSA
		C	10.01		–	YES	INIT	DSA
11/12/21	0700	A	7.01	AUTO CAL	–	YES	CONT	DSA
|	|	B	4.01	|	–	YES	CONT	DSA
		C	10.01		–	YES	CONT	DSA
11/12/22	0615	A	7.01	AUTO CAL	–	YES	CONT	DSA
|	|	B	4.01	"	–	YES	CONT	DSA
|	|	C	10.01	"	–	YES	CONT	DSA

Form FD 9000-8: FIELD INSTRUMENT CALIBRATION RECORDS

INSTRUMENT (MAKE/MODEL#) HANNA HI 9828 INSTRUMENT # 725490

PARAMETER: *[check only one]*

☐ TEMPERATURE ☐ CONDUCTIVITY ☐ SALINITY ☐ pH ☐ ORP

☐ TURBIDITY ☐ RESIDUAL Cl ☐ DO ☐ OTHER _____

STANDARDS: *[Specify the type(s) of standards used for calibration, the origin of the standards, the standard values, and the date the standards were prepared or purchased]*

Standard A 84 uS/cm PINE ENVIRONMENTAL EXP: DEC. 2011

Standard B 1413 uS/cm PINE ENVIRONMENTAL EXP: DEC. 2011

Standard C _____

DATE (yy/mm/dd)	TIME (hr:min)	STD (A, B, C)	STD VALUE	INSTRUMENT RESPONSE	% DEV	CALIBRATED (YES, NO)	TYPE (INIT, CONT)	SAMPLER INITIALS
11/12/16	0615	A	84	AUTO CAL	-	YES	CONT	DA
11/12/16	0615	B	1413	"	-	YES	CONT	DA
11/12/20	0700	A	84	AUTO CAL	-	YES	INIT	DA
"	"	B	1413	"	-	YES	INIT	DA
11/12/21	0700	A	84	AUTO CALIB	-	YES	CONT	DA
11/12/21	0700	B	1413	"	-	YES	CONT	DA
11/12/22	0615	A	84	AUTO CAL	-	YES	CONT	DA
11/12/22	0615	B	1413	"	-	YES	CONT	DA

Form FD 9000-8: FIELD INSTRUMENT CALIBRATION RECORDS

INSTRUMENT (MAKE/MODEL#) HANNA HI9828 INSTRUMENT # 725490

PARAMETER: *[check only one]*

☐ TEMPERATURE ☐ CONDUCTIVITY ☐ SALINITY ☐ pH ☐ ORP

☐ TURBIDITY ☐ RESIDUAL Cl ☒ DO ☐ OTHER _____

STANDARDS: *[Specify the type(s) of standards used for calibration, the origin of the standards, the standard values, and the date the standards were prepared or purchased]*

Standard A SATURATED AIR

Standard B _____

Standard C _____

DATE (yy/mm/dd)	TIME (hr:min)	STD (A, B, C)	STD VALUE	INSTRUMENT RESPONSE	% DEV	CALIBRATED (YES, NO)	TYPE (INIT, CONT)	SAMPLER INITIALS
11/12/16	0615	A	8.263	8.21	0.05	YES	CONT	DA
11/12/20	0700	A	8.233	8.18	0.05	YES	INIT	DA
11/12/21	0700	A	8.218	8.14	0.08	YES	CONT	DA
11/12/22	0615	A	8.309	8.29	0.02	YES	CONT	DA

Table FS 2200-2
Dissolved Oxygen Saturation

TEMP	D.O.	mg/L	TEMP	D.O.	mg/L	TEMP	D.O.	mg/L	TEMP	D.O.	mg/L
deg C	SAT.	20%	deg C	SAT.	20%	deg C	SAT.	20%	deg C	SAT.	20%
15.0	10.084	2.017	19.0	9.276	1.855	23.0	8.578	1.716	27.0	7.968	1.594
15.1	10.062	2.012	19.1	9.258	1.852	23.1	8.562	1.712	27.1	7.954	1.591
15.2	10.040	2.008	19.2	9.239	1.848	23.2	8.546	1.709	27.2	7.940	1.588
15.3	10.019	2.004	19.3	9.220	1.844	23.3	8.530	1.706	27.3	7.926	1.585
15.4	9.997	1.999	19.4	9.202	1.840	23.4	8.514	1.703	27.4	7.912	1.582
15.5	9.976	1.995	19.5	9.184	1.837	23.5	8.498	1.700	27.5	7.898	1.580
15.6	9.955	1.991	19.6	9.165	1.833	23.6	8.482	1.696	27.6	7.884	1.577
15.7	9.934	1.987	19.7	9.147	1.829	23.7	8.466	1.693	27.7	7.870	1.574
15.8	9.912	1.982	19.8	9.129	1.826	23.8	8.450	1.690	27.8	7.856	1.571
15.9	9.891	1.978	19.9	9.111	1.822	23.9	8.434	1.687	27.9	7.842	1.568
16.0	9.870	1.974	20.0	9.092	1.818	24.0	8.418	1.684	28.0	7.828	1.566
16.1	9.849	1.970	20.1	9.074	1.815	24.1	8.403	1.681	28.1	7.814	1.563
16.2	9.829	1.966	20.2	9.056	1.811	24.2	8.387	1.677	28.2	7.800	1.560
16.3	9.808	1.962	20.3	9.039	1.808	24.3	8.371	1.674	28.3	7.786	1.557
16.4	9.787	1.957	20.4	9.021	1.804	24.4	8.356	1.671	28.4	7.773	1.555
16.5	9.767	1.953	20.5	9.003	1.801	24.5	8.340	1.668	28.5	7.759	1.552
16.6	9.746	1.949	20.6	8.985	1.797	24.6	8.325	1.665	28.6	7.745	1.549
16.7	9.726	1.945	20.7	8.968	1.794	24.7	8.309	1.662	28.7	7.732	1.546
16.8	9.705	1.941	20.8	8.950	1.790	24.8	8.294	1.659	28.8	7.718	1.544
16.9	9.685	1.937	20.9	8.932	1.786	24.9	8.279	1.656	28.9	7.705	1.541
17.0	9.665	1.933	21.0	8.915	1.783	25.0	8.263	1.653	29.0	7.691	1.538
17.1	9.645	1.929	21.1	8.898	1.780	25.1	8.248	1.650	29.1	7.678	1.536
17.2	9.625	1.925	21.2	8.880	1.776	25.2	8.233	1.647	29.2	7.664	1.533
17.3	9.605	1.921	21.3	8.863	1.773	25.3	8.218	1.644	29.3	7.651	1.530
17.4	9.585	1.917	21.4	8.846	1.769	25.4	8.203	1.641	29.4	7.638	1.528
17.5	9.565	1.913	21.5	8.829	1.766	25.5	8.188	1.638	29.5	7.625	1.525
17.6	9.545	1.909	21.6	8.812	1.762	25.6	8.173	1.635	29.6	7.611	1.522
17.7	9.526	1.905	21.7	8.794	1.759	25.7	8.158	1.632	29.7	7.598	1.520
17.8	9.506	1.901	21.8	8.777	1.755	25.8	8.143	1.629	29.8	7.585	1.517
17.9	9.486	1.897	21.9	8.761	1.752	25.9	8.128	1.626	29.9	7.572	1.514
18.0	9.467	1.893	22.0	8.744	1.749	26.0	8.114	1.623	30.0	7.559	1.512
18.1	9.448	1.890	22.1	8.727	1.745	26.1	8.099	1.620	30.1	7.546	1.509
18.2	9.428	1.886	22.2	8.710	1.742	26.2	8.084	1.617	30.2	7.533	1.507
18.3	9.409	1.882	22.3	8.693	1.739	26.3	8.070	1.614	30.3	7.520	1.504
18.4	9.390	1.878	22.4	8.677	1.735	26.4	8.055	1.611	30.4	7.507	1.501
18.5	9.371	1.874	22.5	8.660	1.732	26.5	8.040	1.608	30.5	7.494	1.499
18.6	9.352	1.870	22.6	8.644	1.729	26.6	8.026	1.605	30.6	7.481	1.496
18.7	9.333	1.867	22.7	8.627	1.725	26.7	8.012	1.602	30.7	7.468	1.494
18.8	9.314	1.863	22.8	8.611	1.722	26.8	7.997	1.599	30.8	7.456	1.491
18.9	9.295	1.859	22.9	8.595	1.719	26.9	7.983	1.597	30.9	7.443	1.489

Derived using the formula in Standard Methods for the Examination of Water and Wastewater, Page 4-101, 18th Edition, 1992

APPENDIX B

COMPACT DISK CONTAINING REPORT IN .PDF FORMAT AND ADaPT FILE