



1715 North Westshore Blvd, Suite 875
 Tampa, Florida 33607
 tel: 813 281-2900
 fax: 813 288-8787

March 30, 2012

Mr. John Power
 Solid Waste Manager
 Pasco County Solid Waste
 14230 Hays Road
 Spring Hill, FL 34610

Dept. of Environmental
 Protection
 MAR 30 2012
 Southwest District

Subject: West Pasco Class III Landfill - WACS ID No. SWD/51/45920
 Annual Remaining Disposal Capacity and Site Life Calculations

45799

Dear Mr. Power:

CDM Smith is submitting four (4) copies of the remaining disposal capacity and annual site life estimate for the subject landfill.

Please forward one signed and sealed original to the FDEP division listed below. If you have any questions or comments regarding this letter or the data presented herein, please call me at (813) 281-2900.

Sincerely,

Aamod Sonawane, P.E., BCEE
 Senior Project Manager
 CDM Smith Inc.

Dept. of Environmental
 Protection
 MAR 30 2012
 Southwest District

Enclosures

- 1) Ms. Susan Pelz, P.E.
 Solid Waste Section
 Florida Department of Environmental Protection
 Southwest District Office
 13051 N. Telecom Parkway
 Temple Terrace, Florida 33637

cc: Rajendra Vaidya, CDM Smith





Pasco County Utilities

**West Pasco Class III Landfill – WACS ID SWD/51/45920
Annual Remaining Disposal Capacity and Site Life Calculations**

**14230 Hays Road
Spring Hill, Pasco County, Florida**

March 2012

Prepared for:
Pasco County Utilities
7530 Little Road
New Port Richey, FL 34654

FLORIDA DEPARTMENT OF
ENVIRONMENTAL PROTECTION

MAR 30 2012

SOUTHWEST DISTRICT
TAMPA

Prepared by:
CDM Smith Inc.
Certification of Authorization Number 20
1715 North Westshore Blvd., Suite 875
Tampa, Florida 33607



Rajendra D. Vaidya, Ph.D., P.E.
Florida-Registered
Professional Engineer No. 70770

| | | | |
|----------------------|--|--------------------------------|---|
| CDM Smith | Calculation Form (Excel) | Job # 6104-76894.WA3.SITE.LIFE | Calc By: <u>RV</u> Date: 3/23/12 Checked By: <u>AS</u> Date: 3/30/12 |
| | Client: Pasco County | | |
| | Project: West Pasco Class III Landfill | | |
| | Detail: Annual Site Life Estimate | | |

Landfill Capacity/Remaining Life Calculation

1.0 Purpose/Objective
Calculate the remaining site life of West Pasco Class III Landfill.

2.0 Procedure
 (a) Calculate the remaining capacity consistent with the permitted build out and current topographic survey (provided by Pasco County).
 (b) Estimate remaining air-space from existing topographic survey and account for final cover.
 (c) Estimate remaining site life based on historical disposal rate in the landfill.

3.0 References/Data Sources
 (a) Topographical Survey of the landfill updated February 21, 2012 (attached).
 (b) Permitted buildout of landfill from Operations Permit Renewal (2007).

4.0 Assumptions and Limitations
 (a) Estimated average disposal rate = 2,818 tons/year (tpy) per Attachment 1. The top 3 feet of the buildout is deducted from the available air-space as a provision for final cover.
 (b) Assume a density of 1000 lbs/CY for Class III waste
 (c) Assume a weekly cover of 6 inches for approximate 5 foot lifts. Weekly cover is approximately 0.5 ft/ 5 ft = 10% by volume.

5.0 Calculations

(a) Air space remaining for West Pasco Class III Landfill (from AutoCAD computations) = 246,891 CY

(b) Divide remaining volume by disposal rate

| | | |
|---|-------|-----------|
| Assume density of Class III Waste = | 1,000 | lbs/C.Y |
| Estimated Disposal rate = | 2,818 | tons/year |
| Estimated air space consumption = | 5,636 | CY/year |
| Assume 10 % volume for weekly cover = | 564 | CY/year |
| Total estimated air space consumption = | 6,200 | CY/year |
| Estimated remaining site life = | 39.82 | years |

6.0 Conclusions/Results
The remaining Site life of West Pasco Class III Landfill is approximately 40 years from February 2012.

Attachment 1

Tonnage Data

(Year 2011)

**PASCO COUNTY UTILITIES - SOLID WASTE
TONNAGE SUMMARY FROM COUNTY DATA**

| Period | West Pasco Class III | West Pasco Class I - ASH | West Pasco Class I - SW |
|---|-----------------------------|---------------------------------|--------------------------------|
| Jan-11 | 169.60 | 6,763.71 | 127.46 |
| Feb-11 | 429.90 | 6,542.47 | 783.52 |
| Mar-11 | 497.24 | 6,453.41 | 137.80 |
| Apr-11 | 311.51 | 5,201.95 | 9.38 |
| May-11 | 270.42 | 8,953.86 | 50.44 |
| Jun-11 | 392.25 | 7,263.76 | 238.53 |
| Jul-11 | 263.25 | 6,671.64 | 85.32 |
| Aug-11 | 326.24 | 7,165.84 | 226.68 |
| Sep-11 | 212.42 | 6,748.25 | 16.87 |
| Oct-11 | 206.64 | 4,764.54 | 95.71 |
| Nov-11 | 190.87 | 6,727.09 | 73.89 |
| Dec-11 | 282.73 | 7,200.92 | 64.16 |
| 2011 Total (tons) | 3,553.1 | 80,457.4 | 1,909.8 |
| * Historical Total (tons) | 6,311.3 | 208,752.8 | 4,087.3 |
| Total of above two rows** | 9,864.4 | 289,210.3 | 5,997.1 |
| Average landfilled tonnage **(tons/year) | 2,818.4 | 82,631.5 | 1,713.4 |

* Denotes Total landfilled tonnage from period July 2008 through December 2010 which is from recent years. This was reported in Attachment 1 of 'West Pasco Class III Site Life Estimate' dated April 15, 2011 for reporting year 2010 by CDM Smith.

** Denotes tonnage values for period from July 2008 through December 2011

FLORIDA DEPARTMENT OF
ENVIRONMENTAL PROTECTION
MAR 30 2011
SOUTHWEST DISTRICT
TAMP

PASCO COUNTY UTILITIES - SOLID WASTE
TONNAGE SUMMARY - FY 2011
Quarter Ending March 31, 2011

| <u>MATERIAL</u> | <u>West Pasco Class III Tonnage</u> | | | <u>West Pasco Class I Tonnage</u> | | |
|--|-------------------------------------|-----------------|-----------------|-----------------------------------|-----------------|-----------------|
| | <u>JANUARY</u> | <u>FEBRUARY</u> | <u>MARCH</u> | <u>JANUARY</u> | <u>FEBRUARY</u> | <u>MARCH</u> |
| 1 Household Waste | 0.00 | 0.00 | 0.00 | 0.00 | 0.00 | 0.00 |
| 2 Commercial Waste | 0.00 | 0.00 | 0.00 | 0.00 | 0.00 | 0.00 |
| 3 Ash Residue ** | 0.00 | 0.00 | 0.00 | 6,763.71 | 6,542.47 | 6,453.41 |
| 4 Incinerator By-Pass Waste | 0.00 | 0.00 | 0.00 | 0.00 | 0.00 | 0.00 |
| 5 Construction & Demolition Debris | 169.60 | 429.90 | 497.24 | 0.00 | 0.00 | 0.00 |
| 6 Treated Biomedical Waste | 0.00 | 0.00 | 0.00 | 0.00 | 0.00 | 0.00 |
| 7 Agricultural Waste | 0.00 | 0.00 | 0.00 | 0.00 | 0.00 | 0.00 |
| 8 Industrial Waste | 0.00 | 0.00 | 0.00 | 0.00 | 0.00 | 0.00 |
| 9 Yard Trash - IN | 117.01 | 143.73 | 218.32 | 0.00 | 0.00 | 0.00 |
| 10 Sewage Sludge/Dirt | 0.00 | 0.00 | 0.00 | 127.46 | 783.52 | 137.80 |
| 11 Industrial Sludge | 0.00 | 0.00 | 0.00 | 0.00 | 0.00 | 0.00 |
| 12 Water/Air Treatment Sludges | 0.00 | 0.00 | 0.00 | 0.00 | 0.00 | 0.00 |
| 13 Waste Tires - IN | 95.45 | 114.38 | 72.61 | 0.00 | 0.00 | 0.00 |
| 13 Waste Tires - Tires Chipped | 0.00 | 0.00 | 242.26 | 0.00 | 0.00 | 0.00 |
| Total Tonnage Weighted IN | 382.06 | 688.01 | 1,030.43 | 6,891.17 | 7,325.99 | 6,591.21 |
| LESS: Yard Trash Stored/to WTE | (117.01) | (143.73) | (218.32) | 0.00 | 0.00 | 0.00 |
| Yard Trash Mulched | 0.00 | 0.00 | 0.00 @@ | 0.00 | 0.00 | 0.00 |
| Yard Trash Mulched & Landscape/Cover | 0.00 | 0.00 | 0.00 @@ | 0.00 | 0.00 | 0.00 |
| Yard Trash Mulched & to WTE | 0.00 | 0.00 | 0.00 | 0.00 | 0.00 | 0.00 |
| Waste Tires Stored/Removed | (95.45) | (114.38) | (314.87) | 0.00 | 0.00 | 0.00 |
| Waste Tires Moved to WTE | 0.00 | 0.00 | 0.00 | 0.00 | 0.00 | 0.00 |
| Tons Moved to WTE | 0.00 | 0.00 | 0.00 | 0.00 | 0.00 | 0.00 |
| Total Tonnage Landfilled | 169.60 | 429.90 | 497.24 | 6,891.17 | 7,325.99 | 6,591.21 |
| Total Tonnage Processed by WTE | | | | | | |
| Total Tonnage Received @ Transfer Station | | | | | | |
| ASH CELL ** | | | | 6,763.71 | 6,542.47 | 6,453.41 |
| SOLID WASTE CELL | | | | 127.46 | 783.52 | 137.80 |

@@ = Yard Waste is Mulched and Provided to the residents Free of Charge as "Landscaping Mulch."

** = Ash Residue is the only Material Disposed of in the Ash Landfill.

PASCO COUNTY UTILITIES - SOLID WASTE
TONNAGE SUMMARY - FY 2011
Quarter Ending June 30, 2011

| MATERIAL | West Pasco Class III Tonnage | | | West Pasco Class I Tonnage | | |
|--|------------------------------|---------------|---------------|----------------------------|-----------------|-----------------|
| | APRIL | MAY | JUNE | APRIL | MAY | JUNE |
| 1 Household Waste | 0.00 | 0.00 | 0.00 | 0.00 | 0.00 | 0.00 |
| 2 Commercial Waste | 0.00 | 0.00 | 0.00 | 0.00 | 0.00 | 0.00 |
| 3 Ash Residue ** | 0.00 | 0.00 | 0.00 | 5,201.95 | 8,953.86 | 7,263.76 |
| 4 Incinerator By-Pass Waste | 0.00 | 0.00 | 0.00 | 0.00 | 0.00 | 0.00 |
| 5 Construction & Demolition Debris | 311.51 | 270.42 | 392.25 | 0.00 | 0.00 | 0.00 |
| 6 Treated Biomedical Waste | 0.00 | 0.00 | 0.00 | 0.00 | 0.00 | 0.00 |
| 7 Agricultural Waste | 0.00 | 0.00 | 0.00 | 0.00 | 0.00 | 0.00 |
| 8 Industrial Waste | 0.00 | 0.00 | 0.00 | 0.00 | 0.00 | 0.00 |
| 9 Yard Trash - IN | 291.26 | 192.81 | 145.40 | 0.00 | 0.00 | 0.00 |
| 10 Sewage Sludge/Dirt | 0.00 | 0.00 | 0.00 | 9.38 | 50.44 | 238.53 |
| 11 Industrial Sludge | 0.00 | 0.00 | 0.00 | 0.00 | 0.00 | 0.00 |
| 12 Water/Air Treatment Sludges | 0.00 | 0.00 | 0.00 | 0.00 | 0.00 | 0.00 |
| 13 Waste Tires - IN | 85.87 | 80.90 | 54.22 | 0.00 | 0.00 | 0.00 |
| 13 Waste Tires - Tires Chipped | 133.81 | 143.51 | 0.00 | 0.00 | 0.00 | 0.00 |
| Total Tonnage Weighted IN | 822.45 | 687.64 | 591.87 | 5,211.33 | 9,004.30 | 7,502.29 |
| LESS: Yard Trash Stored/to WTE | (291.26) | (192.81) | (145.40) | 0.00 | 0.00 | 0.00 |
| Yard Trash Mulched | 0.00 | 0.00 | 0.00 | 0.00 | 0.00 | 0.00 |
| Yard Trash Mulched & Landscape/Cover | 0.00 | 0.00 | 0.00 | 0.00 | 0.00 | 0.00 |
| Yard Trash Mulched & to WTE | 0.00 | 0.00 | 0.00 | 0.00 | 0.00 | 0.00 |
| Waste Tires Stored/Removed | (85.87) | (80.90) | (54.22) | 0.00 | 0.00 | 0.00 |
| Waste Tires Moved to WTE | (133.81) | (143.51) | 0.00 | 0.00 | 0.00 | 0.00 |
| Tons Moved to WTE | 0.00 | 0.00 | 0.00 | 0.00 | 0.00 | 0.00 |
| Total Tonnage Landfilled | 311.51 | 270.42 | 392.25 | 5,211.33 | 9,004.30 | 7,502.29 |
| Total Tonnage Processed by WTE | | | | | | |
| Total Tonnage Received @ Transfer Station | | | | | | |
| ASH CELL ** | | | | 5,201.95 | 8,953.86 | 7,263.76 |
| SOLID WASTE CELL | | | | 9.38 | 50.44 | 238.53 |

@@ = Yard Waste is Mulched and Provided to the residents Free of Charge as "Landscaping Mulch."

** = Ash Residue is the only Material Disposed of in the Ash Landfill.

PASCO COUNTY UTILITIES - SOLID WASTE
TONNAGE SUMMARY - FY 2011
Quarter Ending September 30, 2011

| <u>MATERIAL</u> | <u>West Pasco Class III Tonnage</u> | | | <u>West Pasco Class I Tonnage</u> | | |
|--|-------------------------------------|---------------|------------------|-----------------------------------|-----------------|------------------|
| | <u>JULY</u> | <u>AUGUST</u> | <u>SEPTEMBER</u> | <u>JULY</u> | <u>AUGUST</u> | <u>SEPTEMBER</u> |
| 1 Household Waste | 0.00 | 0.00 | 0.00 | 0.00 | 0.00 | 0.00 |
| 2 Commercial Waste | 0.00 | 0.00 | 0.00 | 0.00 | 0.00 | 0.00 |
| 3 Ash Residue ** | 0.00 | 0.00 | 0.00 | 6,671.64 | 7,165.84 | 6,748.25 |
| 4 Incinerator By-Pass Waste | 0.00 | 0.00 | 0.00 | 0.00 | 0.00 | 0.00 |
| 5 Construction & Demolition Debris | 263.25 | 326.24 | 212.42 | 0.00 | 0.00 | 0.00 |
| 6 Treated Biomedical Waste | 0.00 | 0.00 | 0.00 | 0.00 | 0.00 | 0.00 |
| 7 Agricultural Waste | 0.00 | 0.00 | 0.00 | 0.00 | 0.00 | 0.00 |
| 8 Industrial Waste | 0.00 | 0.00 | 0.00 | 0.00 | 0.00 | 0.00 |
| 9 Yard Trash - IN | 200.16 | 222.32 | 136.87 | 0.00 | 0.00 | 0.00 |
| 10 Sewage Sludge/Dirt | 0.00 | 0.00 | 0.00 | 85.32 | 226.68 | 16.87 |
| 11 Industrial Sludge | 0.00 | 0.00 | 0.00 | 0.00 | 0.00 | 0.00 |
| 12 Water/Air Treatment Sludges | 0.00 | 0.00 | 0.00 | 0.00 | 0.00 | 0.00 |
| 13 Waste Tires - IN | 76.21 | 59.54 | 50.37 | 0.00 | 0.00 | 0.00 |
| 13 Waste Tires - Tires Chipped | 0.00 | 0.00 | 0.00 | 0.00 | 0.00 | 0.00 |
| Total Tonnage Weighted IN | 539.62 | 608.10 | 399.66 | 6,756.96 | 7,392.52 | 6,765.12 |
| LESS: Yard Trash Stored/to WTE | (200.16) | (222.32) | (136.87) | 0.00 | 0.00 | 0.00 |
| Yard Trash Mulched | 566.75 | 0.00 | 0.00 @@ | 0.00 | 0.00 | 0.00 |
| Yard Trash Mulched & Landscape/Cover | (566.75) | 0.00 | 0.00 @@ | 0.00 | 0.00 | 0.00 |
| Yard Trash Mulched & to WTE | 0.00 | 0.00 | 0.00 | 0.00 | 0.00 | 0.00 |
| Waste Tires Stored/Removed | (76.21) | (59.54) | (50.37) | 0.00 | 0.00 | 0.00 |
| Waste Tires Moved to WTE | 0.00 | 0.00 | 0.00 | 0.00 | 0.00 | 0.00 |
| Tons Moved to WTE | 0.00 | 0.00 | 0.00 | 0.00 | 0.00 | 0.00 |
| Total Tonnage Landfilled | 263.25 | 326.24 | 212.42 | 6,756.96 | 7,392.52 | 6,765.12 |
| Total Tonnage Processed by WTE | | | | | | |
| Total Tonnage Received @ Transfer Station | | | | | | |
| ASH CELL ** | | | | 6,671.64 | 7,165.84 | 6,748.25 |
| SOLID WASTE CELL | | | | 85.32 | 226.68 | 16.87 |

@@ = Yard Waste is Mulched and Provided to the residents Free of Charge as "Landscaping Mulch."

** = Ash Residue is the only Material Disposed of in the Ash Landfill.

PASCO COUNTY UTILITIES - SOLID WASTE

TONNAGE SUMMARY - FY 2011

Quarter Ending December 30, 2011

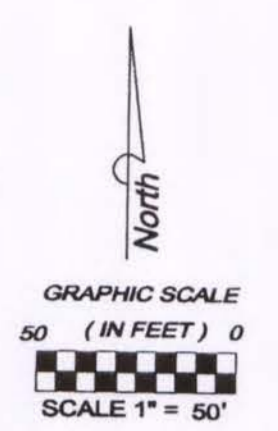
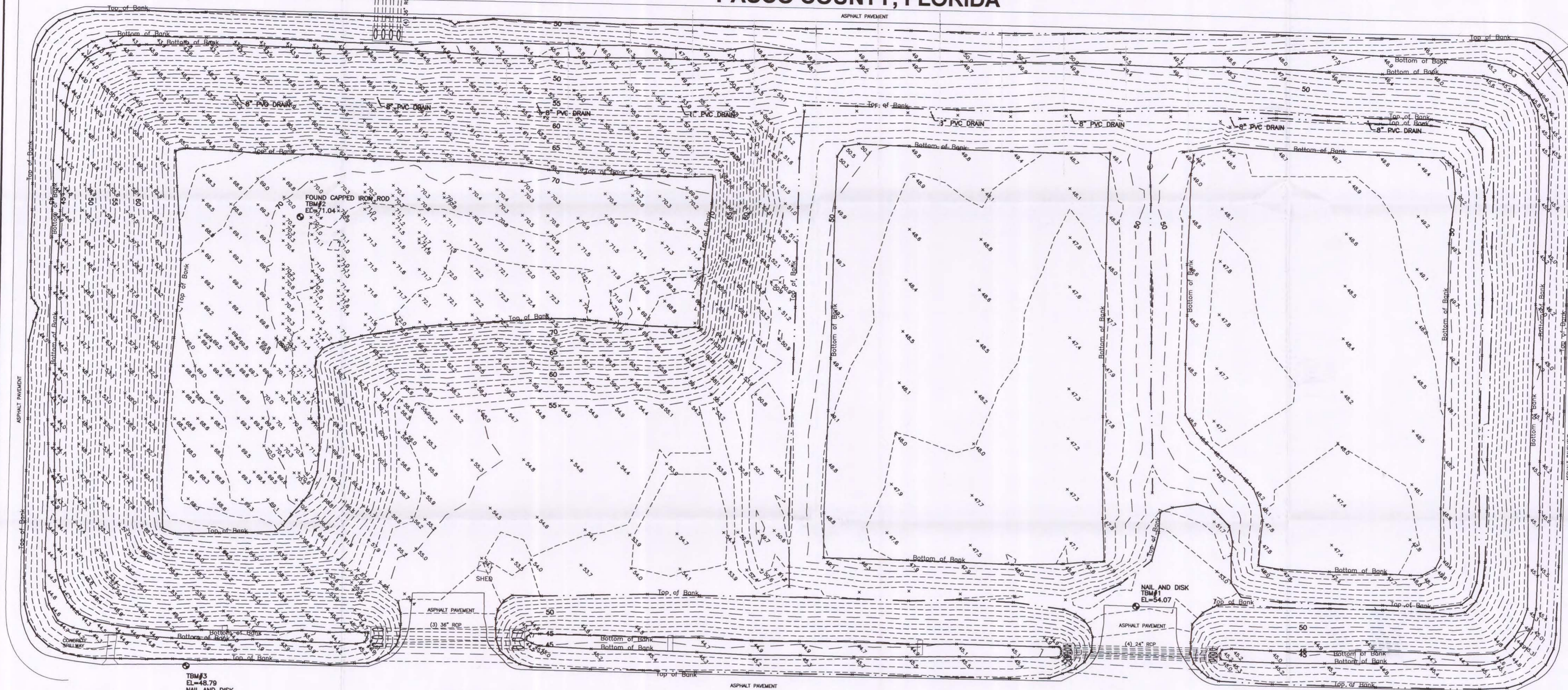
| MATERIAL | West Pasco Class III Tonnage | | | West Pasco Class I Tonnage | | |
|--|------------------------------|---------------|---------------|----------------------------|-----------------|-----------------|
| | OCTOBER | NOVEMBER | DECEMBER | OCTOBER | NOVEMBER | DECEMBER |
| 1 Household Waste | 0.00 | 0.00 | 0.00 | 0.00 | 0.00 | 0.00 |
| 2 Commercial Waste | 0.00 | 0.00 | 0.00 | 0.00 | 0.00 | 0.00 |
| 3 Ash Residue ** | 0.00 | 0.00 | 0.00 | 4,764.54 | 6,727.09 | 7,200.92 |
| 4 Incinerator By-Pass Waste | 0.00 | 0.00 | 0.00 | 0.00 | 0.00 | 0.00 |
| 5 Construction & Demolition Debris | 206.64 | 190.87 | 282.73 | 0.00 | 0.00 | 0.00 |
| 6 Treated Biomedical Waste | 0.00 | 0.00 | 0.00 | 0.00 | 0.00 | 0.00 |
| 7 Agricultural Waste | 0.00 | 0.00 | 0.00 | 0.00 | 0.00 | 0.00 |
| 8 Industrial Waste | 0.00 | 0.00 | 0.00 | 0.00 | 0.00 | 0.00 |
| 9 Yard Trash - IN | 224.44 | 164.89 | 90.89 | 0.00 | 0.00 | 0.00 |
| 10 Sewage Sludge/Dirt | 0.00 | 0.00 | 0.00 | 95.71 | 73.89 | 64.16 |
| 11 Industrial Sludge | 0.00 | 0.00 | 0.00 | 0.00 | 0.00 | 0.00 |
| 12 Water/Air Treatment Sludges | 0.00 | 0.00 | 0.00 | 0.00 | 0.00 | 0.00 |
| 13 Waste Tires - IN | 69.20 | 45.70 | 48.27 | 0.00 | 0.00 | 0.00 |
| 13 Waste Tires - Tires Chipped | 0.00 | 0.00 | 0.00 | 0.00 | 0.00 | 0.00 |
| Total Tonnage Weighted IN | 500.28 | 401.46 | 421.89 | 4,860.25 | 6,800.98 | 7,265.08 |
| LESS: Yard Trash Stored/to WTE | (224.44) | (164.89) | (90.89) | 0.00 | 0.00 | 0.00 |
| Yard Trash Mulched | 0.00 | 0.00 | 0.00 @@ | 0.00 | 0.00 | 0.00 |
| Yard Trash Mulched & Landscape/Cover | 0.00 | 0.00 | 0.00 @@ | 0.00 | 0.00 | 0.00 |
| Yard Trash Mulched & to WTE | 0.00 | 0.00 | 0.00 | 0.00 | 0.00 | 0.00 |
| Waste Tires Stored/Removed | (69.20) | (45.70) | (48.27) | 0.00 | 0.00 | 0.00 |
| Waste Tires Moved to WTE | 0.00 | 0.00 | 0.00 | 0.00 | 0.00 | 0.00 |
| Tons Moved to WTE | 0.00 | 0.00 | 0.00 | 0.00 | 0.00 | 0.00 |
| Total Tonnage Landfilled | 206.64 | 190.87 | 282.73 | 4,860.25 | 6,800.98 | 7,265.08 |
| Total Tonnage Processed by WTE | | | | | | |
| Total Tonnage Received @ Transfer Station | | | | | | |
| ASH CELL ** | | | | 4,764.54 | 6,727.09 | 7,200.92 |
| SOLID WASTE CELL | | | | 95.71 | 73.89 | 64.16 |

@@ = Yard Waste is Mulched and Provided to the residents Free of Charge as "Landscaping Mulch."

** = Ash Residue is the only Material Disposed of in the Ash Landfill.

Attachment 2
Topographic Survey
(February 2012)

SECTIONS 25 & 26, TOWNSHIP 24 SOUTH, RANGE 17 EAST PASCO COUNTY, FLORIDA



NOTES

1. The Topographic survey depicted here was prepared without the benefit of an attorney's title opinion. There may be additional easements, takings, right of ways and other matters of record not shown on this survey.
2. Interior occupation and improvements, below and above ground, were not located for the purpose of this survey unless otherwise depicted hereon.
3. Additions or deletions to this survey map by anyone other than the signing party is prohibited without written consent of the signing party.
4. Last field date of survey date: February 21, 2012.

SURVEY CERTIFICATION

This certifies that a survey of the subject property was made under my supervision and meets the Minimum Technical Standards set forth by Board of Professional Surveyors & Mappers in Chapter 5J-17, of the Florida Administrative code, pursuant to Section 472.027, Florida Statutes.

Date of Survey: February 21, 2012

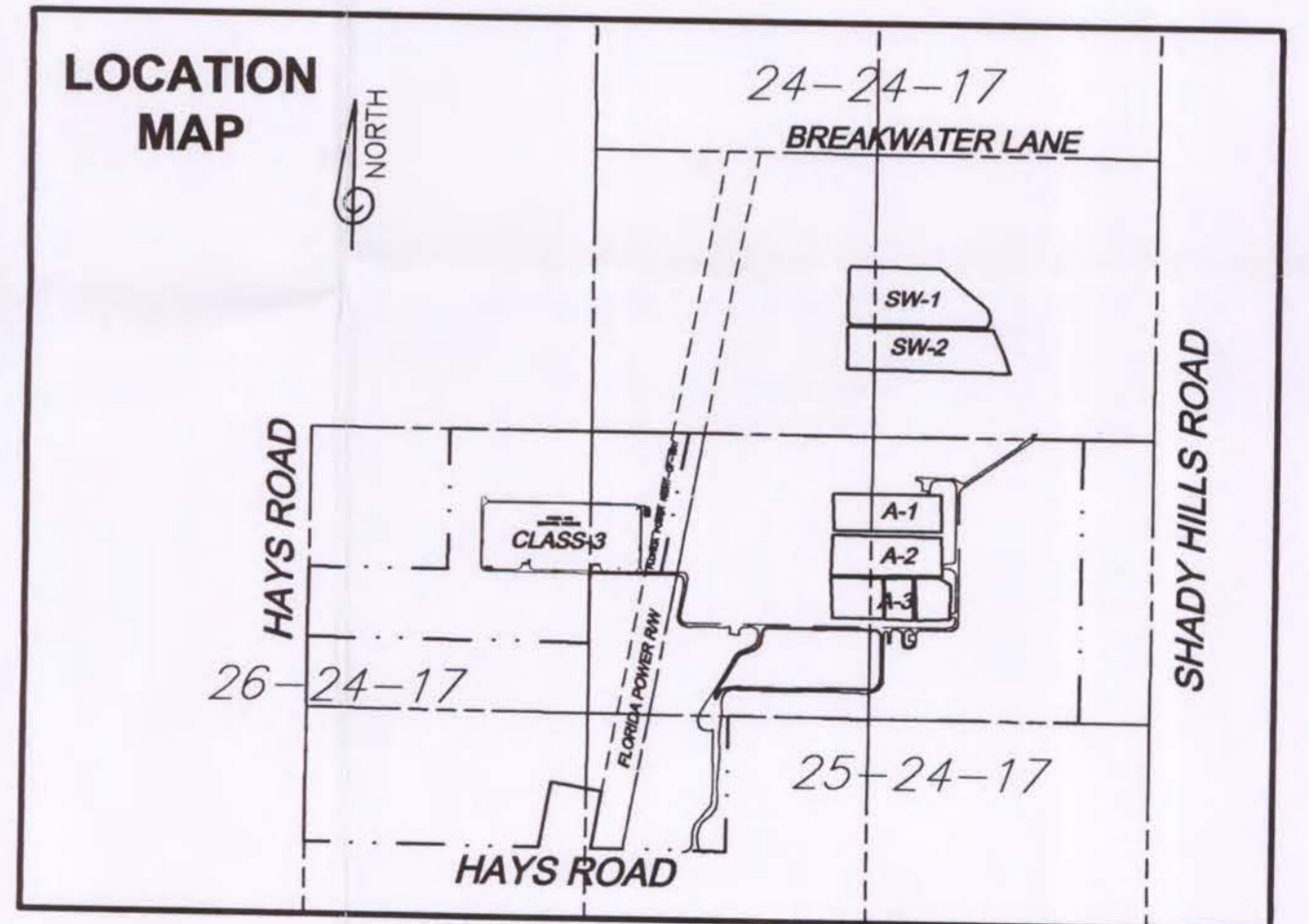
Type of Survey: Topographic Survey

BENCH MARKS

Elevations are based on the North American Vertical Datum of 1988 (NAVD88). National Geodetic Survey (NGS) benchmark C-675, a survey disk set on top of concrete monument, the published elevation 46.77 was used and three Temporary Bench Marks (TBM) are shown on this survey.

LEGEND

| | |
|------|-------------------------------------|
| SEC | SECTION |
| TWP | TOWNSHIP |
| RNG | RANGE |
| COR | CORNER |
| NTS | NOT TO SCALE |
| FCM | FOUND CONCRETE MONUMENT |
| FIR | FOUND IRON ROD |
| PCED | PASCO COUNTY ENGINEERING DEPARTMENT |
| (M) | MEASURED |
| (C) | CALCULATED |
| (D) | DEED |
| ⊗ | X-CUT IN TOP OF TELEPHONE CAN |
| MH | MANHOLE |
| O | SET 1/2" IRON ROD PASCO COUNTY |
| LB | LICENSED BUSINESS |
| TBM | TEMPORARY BENCHMARK |
| EL | ELEVATION |
| ⊙ | MONITOR WELLS |
| ⊕ | BENCHMARK |
| RCP | REINFORCED CONCRETE PIPE |
| OR | OFFICIAL RECORDS BOOK |



FLORIDA DEPARTMENT OF
 ENVIRONMENTAL PROTECTION
 MAR 3 0 2012
 SOUTHWEST DISTRICT
 TAMPA

FILE NO. BCCSURV\CV\DATA\WESTPASCO\LANDFILL\CLASS III 2012\WEST PASCO LANDFILL CLASS III.DWG

| REVISIONS | | | | | |
|-----------|----|-------------|------|----|-------------|
| DATE | BY | DESCRIPTION | DATE | BY | DESCRIPTION |
| | | | | | |

HARDOOWAR SINGH, FLORIDA LICENSED SURVEYOR AND MAPPER NO. 4575
NOT VALID WITHOUT THE SIGNATURE AND THE ORIGINAL RAISED SEAL OF THIS FLORIDA LICENSED SURVEYOR AND MAPPER.

DRAWN BY: MW
 CHECKED BY: RFP
PASCO COUNTY ENGINEERING SERVICES DEPARTMENT
 8731 CITIZENS DRIVE
 NEW PORT RICHEY, FLORIDA 34654-5507

COORDINATE FILE: WestPascoLandfill Class III.CRD
 DRAWING FILE: WestPasco Landfill Class III.DWG
 FIELD BOOK, PAGE(S): 794 16
 DATE DRAWN: February 21, 2012

SCALE: 1" = 50'
 DATE DRAWN: February 28, 2012



**HAYS ROAD LANDFILL CLASS 3
TOPOGRAPHIC SURVEY**

SHEET: 1 OF 1
 PROJECT NUMBER: X-9333.00