



**Board of County Commissioners
DEPARTMENT OF PUBLIC WORKS
SOLID WASTE MANAGEMENT DIVISION**

P.O. Box 340, Lecanto, Florida 34460
Telephone: (352) 527-7670 FAX: (352) 527-7672
email: landfillinfo@bocc.citrus.fl.us
TDD Telephone 527-5303
Citrus Springs/Dunnellon/Inglis/Yankeetown area Toll Free (352) 489-2120

July 3, 2012

Mr. John Morris,
Florida Department of
Environmental Protection
13051 N Telecom Pkwy
Temple Terrace, FL 33637-0926

Dept. of Environmental Protection
JUL 05 2012
Southwest District

**RE: MONTHLY LEACHATE MONITORING REPORT FOR CITRUS COUNTY CENTRAL
LANDFILL 60 AND 80 ACRE SITES - PERMIT NO. 21375-018-SO/01**

Dear Mr. Morris:

Enclosed please find the quarterly Operator's Reports for the months of April, May and June, 2012.

The monthly analytical reports are now included with the quarterly report submitted by SCS Engineers for the Landfill. The attached summary is included for reference.

Should further information or clarification be necessary, please do not hesitate to contact me.

Sincerely,

T. Casey Stephens
Director, Division of
Solid Waste Management

CC: Ken Frink, Director, Department of Public Works (w/xls sheet)
Susan Pelz, Florida Department of Environmental Protection (w/xls sheet)

[illegible]

CITRUS COUNTY CENTRAL LANDFILL

DEPARTMENT OF ENVIRONMENTAL PROTECTION DISCHARGE MONITORING REPORT - PART A

WHEN COMPLETED MAIL THIS REPORT TO:

DEPARTMENT OF ENVIRONMENTAL PROTECTION SOUTHWEST DISTRICT

Solid Waste Section, 3805 Coconut Palm Drive Tampa, FL 33619-8218

PERMITTEE NAME: Citrus County Board Of County Commissioners
 MAILING ADDRESS: P.O. Box 340
 Lecanto, FL 34460

PERMIT NUMBER: 21375-008-SO/01
 WACS FACILITY ID NUMBER: SWD/09/039859
 TEST SITE ID NUMBER: WACS 175
 MONITORING PERIOD:


FACILITY: Central Landfill Leachate Plant
 LOCATION: 230 W. Gulf to Lake Hwy
 Lecanto, FL 34461
 COUNTY: Citrus

From: 4/1 To: 4/30/2012
 CLASS SIZE: 1-C
 REPORT: Quarterly
 GROUP: Solid Waste

Please read instructions before completing this form.

Parameter		Quantity or Loading			Quality or Concentration				No. Ex	Frequency of Analysis	Sample Type
		Avg.	Max.	Units	Min.	Avg.	Max.	Units			
Flow, in conduit or thru treatment plant	Sample Measurement	0.006		MGD							
PARM Code 50053	Permit Requirement	Report Mon AVG.	.030 (3) Month Rolling Average	MGD						Daily	Metered
C.BOD, 5 day 20 degree C	Sample Measurement					1.4		mg/L			
PARM Code 80082	Permit Requirement					20 (Mo. Avg.)		mg/L		Weekly	Grab
Total Suspended Solids	Sample Measurement					1.0		mg/L			
PARM Code 900201	Permit Requirement					20 (Mo. Avg.)		mg/L		Weekly	Grab
Nitrate (as N)	Sample Measurement						4.0	mg/L			
PARM Code 071850	Permit Requirement					10.0 (Mo. Avg.)		mg/L		Weekly	Grab
pH	Sample Measurement				7.3		8.5	S.U.			
PARM Code 00500	Permit Requirement				6.5 Min.		8.5 Max.	S.U.		Daily	Grab

I certify under penalty of law that I have personally examined and am familiar with the information submitted herein; and based on my inquiry of those individuals immediately responsible for obtaining the information, I believe the submitted information is true, accurate, and complete. I am aware that there are significant penalties for submitting false information the possibility of fine and imprisonment

Name/Title of Principal Executive Officer or Authorized Agent	Signature of Principal Executive Officer or Authorized Agent	Telephone No. (include area code)	Date (yy/mm/dd)
Gerald Nusbaum Utility Operator II B/14117		(352)527-7670	05/02/12

COMMENT AND EXPLANATION OF ANY VIOLATIONS (Reference all attachments here):

* Rolling Annual Average is the average of the current month's average and the preceding 11 monthly averages.

A-1

DAILY SAMPLE RESULTS - PART B

Month/Year: 4/12

Three-month Average Daily Flow: 0.007

Daily Flow % of Permitted Capacity:	23.33%
-------------------------------------	--------

[illegible]

PLANT STAFFING:	Day Shift Operator	Class: B	Certificate No.: 14117	Name: Gerald Nusbaum
	Evening Shift Operator	Class:	Certificate No.:	Name:
	Night Shift Operator	Class:	Certificate No.:	Name:
	Lead Operator	Class: B	Certificate No.: 13057	Name: Gary Loggins

Type of Effluent Disposal or Reclaimed Water Reuse:

Perc. Pond

Limited Wet Weather Discharge Activated :

No:

Yes;

Not applicable: **X**

* Attach additional sheets if necessary to list all certified operators.

CITRUS COUNTY CENTRAL LANDFILL

DEPARTMENT OF ENVIRONMENTAL PROTECTION DISCHARGE MONITORING REPORT - PART A

WHEN COMPLETED MAIL THIS REPORT TO: DEPARTMENT OF ENVIRONMENTAL PROTECTION SOUTHWEST DISTRICT
Solid Waste Section, 3805 Coconut Palm Drive Tampa, FL 33619-8218

PERMITTEE NAME: Citrus County Board Of County Commissioners
MAILING ADDRESS: P.O. Box 340
Lecanto, FL 34460

PERMIT NUMBER: 21375-008-SO/01
WACS FACILITY ID NUMBER: SWD/09/039859
TEST SITE ID NUMBER: WACS 175
MONITORING PERIOD:


FACILITY: Central Landfill Leachate Plant
LOCATION: 230 W. Gulf to Lake Hwy
Lecanto, FL 34461
COUNTY: Citrus

From: 5/1 To: 5/31/2012
CLASS SIZE: 1-C
REPORT: Quarterly
GROUP: Solid Waste

Please read instructions before completing this form.

Parameter		Quantity or Loading			Quality or Concentration			No. Ex	Frequency of Analysis	Sample Type
		Avg.	Max.	Units	Min.	Avg.	Max.			
Flow, in conduit or thru treatment plant	Sample Measurement	0.006		MGD						
PARM Code 50053	Permit Requirement	Report Mon AVG.	.030 (3) Month Rolling Average	MGD					Daily	Metered
CROD, 5 day 20 degree C	Sample Measurement					1.7		mg/L		
PARM Code 80082	Permit Requirement					20 (Mo. Avg.)		mg/L	Weekly	Grab
Total Suspended Solids	Sample Measurement					1.0		mg/L		
PARM Code 900201	Permit Requirement					20 (Mo. Avg.)		mg/L	Weekly	Grab
Nitrate (as N)	Sample Measurement						5.7	mg/L		
PARM Code 071850	Permit Requirement					10.0 (Mo. Avg.)		mg/L	Weekly	Grab
pH	Sample Measurement				7.4		8.5	S.U.		
PARM Code 00500	Permit Requirement				6.5 Min.		8.5 Max.	S.U.	Daily	Grab

I certify under penalty of law that I have personally examined and am familiar with the information submitted herein; and based on my inquiry of those individuals immediately responsible for obtaining the information, I believe the submitted information is true, accurate, and complete. I am aware that there are significant penalties for submitting false information the possibility of fine and imprisonment

Name/Title of Principal Executive Officer or Authorized Agent	Signature of Principal Executive Officer or Authorized Agent	Telephone No. (include area code)	Date (yy/mm/dd)
Gerald Nusbaum Utility Operator II B/14117		(352)527-7670	06/08/12

COMMENT AND EXPLANATION OF ANY VIOLATIONS (Reference all attachments here):

* Rolling Annual Average is the average of the current month's average and the preceding 11 monthly averages.

A-1

DAILY SAMPLE RESULTS - PART B

Three-month Average Daily Flow:	0.006
Daily Flow % of Permitted Capacity:	20.00%

Daily Flow % of Permitted Capacity:

PLANT STAFFING:	Day Shift Operator	Class:	B	Certificate No.:	14117	Name:	Gerald Nusbaum
	Evening Shift Operator	Class:		Certificate No.:		Name:	
	Night Shift Operator	Class:		Certificate No.:		Name:	
	Lead Operator	Class:	B	Certificate No.:	13057	Name:	Gary Loggins

Limited Wet Weather Discharge Activated : No: Yes: Not applicable: **X**

Yes:

CITRUS COUNTY CENTRAL LANDFILL

DEPARTMENT OF ENVIRONMENTAL PROTECTION DISCHARGE MONITORING REPORT - PART A

WHEN COMPLETED MAIL THIS REPORT TO:

DEPARTMENT OF ENVIRONMENTAL PROTECTION SOUTHWEST DISTRICT

Solid Waste Section, 3805 Coconut Palm Drive Tampa, FL 33619-8218

PERMITTEE NAME: Citrus County Board Of County Commissioners

MAILING ADDRESS: P.O. Box 340

Lecanto, FL 34460

PERMIT NUMBER: 21375-008-SO/01

WACS FACILITY ID NUMBER: SWD/09/039859

TEST SITE ID NUMBER: WACS 175

MONITORING PERIOD:

FACILITY: Central Landfill Leachate Plant

LOCATION: 230 W. Gulf to Lake Hwy

Lecanto, FL 34461

COUNTY: Citrus

From: 6/1

To: 6/30/2012

CLASS SIZE: 1-C


REPORT: Quarterly

GROUP: Solid Waste

Please read instructions before completing this form.

Parameter		Quantity or Loading			Quality or Concentration			No. Ex	Frequency of Analysis	Sample Type
		Avg.	Max.	Units	Min.	Avg.	Max.			
Flow, in conduit or thru treatment plant	Sample Measurement	0.021		MGD						
PARM Code 50053	Permit Requirement	Report Mon AVG.	.030 (3) Month Rolling Average	MGD					Daily	Metered
CROD. 5 day 20 degree C	Sample Measurement					1.5		mg/L		
PARM Code 80082	Permit Requirement					20 (Mo. Avg.)		mg/L	Weekly	Grab
Total Suspended Solids	Sample Measurement					4.0		mg/L		
PARM Code 900201	Permit Requirement					20 (Mo. Avg.)		mg/L	Weekly	Grab
Nitrate (as N)	Sample Measurement						0.7	mg/L		
PARM Code 071850	Permit Requirement					10.0 (Mo. Avg.)		mg/L	Weekly	Grab
pH	Sample Measurement				7.7		8.5	S.U.		
PARM Code 00500	Permit Requirement				6.5 Min.		8.5 Max.	S.U.	Daily	Grab

I certify under penalty of law that I have personally examined and am familiar with the information submitted herein; and based on my inquiry of those individuals immediately responsible for obtaining the information, I believe the submitted information is true, accurate, and complete. I am aware that there are significant penalties for submitting false information the possibility of fine and imprisonment

Name/Title of Principal Executive Officer or Authorized Agent	Signature of Principal Executive Officer or Authorized Agent	Telephone No. (include area code)	Date (yy/mm/dd)
Gerald Nusbaum Utility Operator II B/14117		(352)527-7670	07/02/12

COMMENT AND EXPLANATION OF ANY VIOLATIONS (Reference all attachments here):

* Rolling Annual Average is the average of the current month's average and the preceding 11 monthly averages.

A-1

DAILY SAMPLE RESULTS - PART B

Three-month Average Daily Flow:	0.011
Daily Flow % of Permitted Capacity:	36.7%

PLANT STAFFING:	Day Shift Operator	Class: B	Certificate No.: 14117	Name: Gerald Nusbaum
	Evening Shift Operator	Class:	Certificate No.:	Name:
	Night Shift Operator	Class:	Certificate No.:	Name:
	Lead Operator	Class: B	Certificate No.: 13057	Name: Gary Loggins

7/2/2012
2:18 PM