SCS ENGINEERS

Vista Landfill Semi-Annual Water Quality Monitoring Report First Semi-Annual Monitoring 2012

Prepared for:

Vista Landfill, Inc.
242 West Keene Road
Apopka, Florida 32703

Prepared by:

SCS ENGINEERS
4041 Park Oaks Boulevard, Suite 100
Tampa, Florida 33610
(813) 621-0080

September 12, 2012
File No. 09207039.04

Offices Nationwide
www.scsengineers.com

WASTE MANAGEMENT

WASTE MANAGEMENT INC. OF FLORIDA

Vista Landfill, LLC.
242 W. Keene Road
Apopka, FL 32703
P:407-886-2920 F:407-889-8043

September 11, 2012

Tom Lubozynski
Florida Department of Environmental Protection
Central District Solid Waste Section
3319 Maguire Boulevard, Suite 232
Orlando, FL 32803

RE: 2012 1st Semi-annual Water Quality Monitoring Report
Vista Landfill, Class III
WACS Number 87801
FDEP Permit No. SO48-0165969-018

Dear Mr. Lubozynski:

Attached is the 2012 1st Semi-annual Water Quality Monitoring Report for the Vista Landfill, Class III prepared by SCS Engineers. If you have any questions or require additional information or supporting documentation, feel free to contact me at 386-804-4183.

Respectfully Submitted,

Paul Bermillo
Environmental Protection Manager
North Florida Market Area

cc: Jay Davoll, City of Apopka
Debbie Perez, WMIF

Vista Landfill
Semi-Annual
Water Quality Monitoring
Report
First Semi-Annual Monitoring Period 2012

Prepared for:

Vista Landfill, Inc.
242 West Keene Road
Apopka, Florida 32703

Prepared by:

SCS ENGINEERS
4041 Park Oaks Boulevard, Suite 100
Tampa, Florida 33610
(813) 621-0080

September 12, 2012
File No. 09207039.04

Florida Department of Environmental Protection

Bob Martinez Center
2600 Blair Stone Road
Tallahassee, Florida 32399-2400

DEP Form #: 62-701.900(31), F.A.C.
Form Title: Water Quality Monitoring Certification
Effective Date: January 6, 2010
Incorporated in Rule 62-701.510(9), F.A.C.

WATER QUALITY MONITORING CERTIFICATION

PART I GENERAL INFORMATION

(1) Facility Name Vista Landfill, Class III

Address 242 West Keene Road

City Apopka Zip 32703 County Orange

Telephone Number (407)286-2920

(2) WACS Facility ID 87801

(3) DEP Permit Number SO48-0165969-018

(4) Authorized Representative's Name Paul Bermillo Title Environmental Protection Mngr

Address 3510 Rio Vista Ave

City Orlando Zip 32805 County Orange

Telephone Number (386)804-4183

Email address (if available) pbermil1@wm.com

CERTIFICATION

I certify under penalty of law that I have personally examined and am familiar with the information submitted in this document and all attachments and that, based on my inquiry of those individuals immediately responsible for obtaining the information, I believe that the information is true, accurate, and complete. I am aware that there are significant penalties for submission of false information including the possibility of fine and imprisonment.

9-11-12
(Date)

(Owner or Authorized Representative's Signature)

PART II QUALITY ASSURANCE REQUIREMENTS

Sampling Organization Professional Technical Support Services, Inc. (Pro-Tech)

Analytical Lab NELAC / HRS Certification # NELAP Certification E87667

Lab Name TestAmerica, Inc. (TestAmerica Denver)

Address 4955 Yarrow Street, Arvada, CO 80002

Phone Number (303) 736-0100

Email address (if available) Danielle.Harrington@testamericainc.com

Table of Contents

Section **Page**

1 Introduction 1

2 Geologic and Hydrogeologic Characteristics 4

Semi-Annual Groundwater Flow Assessment 4

Shallow Surficial Aquifer 4

Intermediate Surficial Aquifer 8

Floridan Aquifer 8

3 Landfill Monitoring Program 9

Groundwater Monitoring Program 9

Field Parameters 11

Laboratory Parameters 11

Additional Parameters 11

Leachate Monitoring Program 11

Field Parameters 11

Laboratory Parameters 12

Semi-Annual Groundwater Monitoring Event 12

Metals Exceedances 12

Aluminum 14

Iron 14

Inorganic Parameters Exceedances and Trends 14

Nitrate 14

pH 15

Organic Parameters Exceedances and Trends 15

Other Volatile Organic Compound Detections 15

Dissolved Oxygen 15

Annual Leachate Monitoring Event 15

4 Summary 16

CONTENTS (Continued)

List of Figures

Figure No. **Page**

Figure 1-1. Site Location Map, Vista Landfill, Apopka, Florida 2
Figure 1-2. Site Map, Vista Landfill, Apopka, Florida 3
Figure 2-1. July 2012 Shallow Surficial Aquifer Water Level Map, Vista Landfill, Apopka, Florida 6
Figure 2-2. July 2012 Intermediate Surficial Aquifer Potentiometric Surface Map, Vista Landfill, Apopka, Florida 7

List of Tables

Table No. **Page**

Table 2-1. Groundwater Elevation Measurements, Vista Landfill, Apopka, Florida 5
Table 3-1. Active Surficial Aquifer and Floridan Aquifer Groundwater Monitoring Wells at the Vista Landfill 9
Table 3-2. Existing Monitoring Well Locations and Construction Details, Vista Landfill, Apopka, Florida 10
Table 3-3. Summary of Groundwater Quality Analytical Results (Detected Parameters Only) Vista Landfill, July 2012 13

Appendices

A Laboratory Analytical Results and Field Forms
B Compact Disk Containing Report in .pdf Format and Adapt File

1 INTRODUCTION

SCS Engineers (SCS) prepared this semi-annual water quality monitoring report for the Vista Landfill (VLF) on behalf of Vista Landfill, Inc. (VLI). The VLF is located approximately two miles south of Apopka, Florida, at 242 West Keene Road. The VLF lies south of Keene Road, west of Old Apopka-Clarcona Road, and east of Lake Mitchell in Orange County Florida (Figure 1-1). The VLF is a Class III lined landfill with a leachate collection system. The bottom-liner system consists of three layers (from top to bottom): a 2-foot thick sand liner protective layer, a double-sided geocomposite drainage layer, and a 50-mil high density polyethylene (HDPE) geomembrane layer. Waste was initially placed in the landfill on November 17, 2008.

This report was prepared in accordance with Florida Department of Environmental Protection (FDEP) Permit/certification No. SO48-0165969-018, Condition 27, Monitoring Plan Implementation Schedule (MPIS), and Chapter 62-701.510(9)(a) Florida Administrative Code (FAC). Locations of monitoring sites are shown on Figure 1-2. The first semi-annual 2012 sampling data were obtained July 5 and 6, 2012. This report is being submitted within 60 days of receipt of the laboratory results. An electronic data deliverable (EDD) of the results in "ADaPT format" is attached as Appendix B. This EDD has been verified as uploadable into the latest version of ADaPT.

Water quality sampling and physical readings and measurements were performed by technical staff of Pro-Tech Environmental (Pro-Tech), Atlanta, Georgia. Water quality analyses were performed by TestAmerica Laboratories, Inc. (TestAmerica Denver), Denver, Colorado. Field work, sampling methodologies, data evaluation, and data Quality Assurance/Quality Control (QA/QC) were conducted in accordance with FAC Chapter 62-160 Standard Operating Procedures (DEP-SOP-001/01), the VLF MPIS, the VLF site permit, and the Pro-Tech sample team quality manual. Laboratory analyses were performed in accordance with Chapter 62-160, FAC DEP-SOP-001/01, the VLF MPIS, and the site permits. TestAmerica Denver is certified by the Florida Department of Health Environmental Laboratory Certification Program (DoH ELCP).

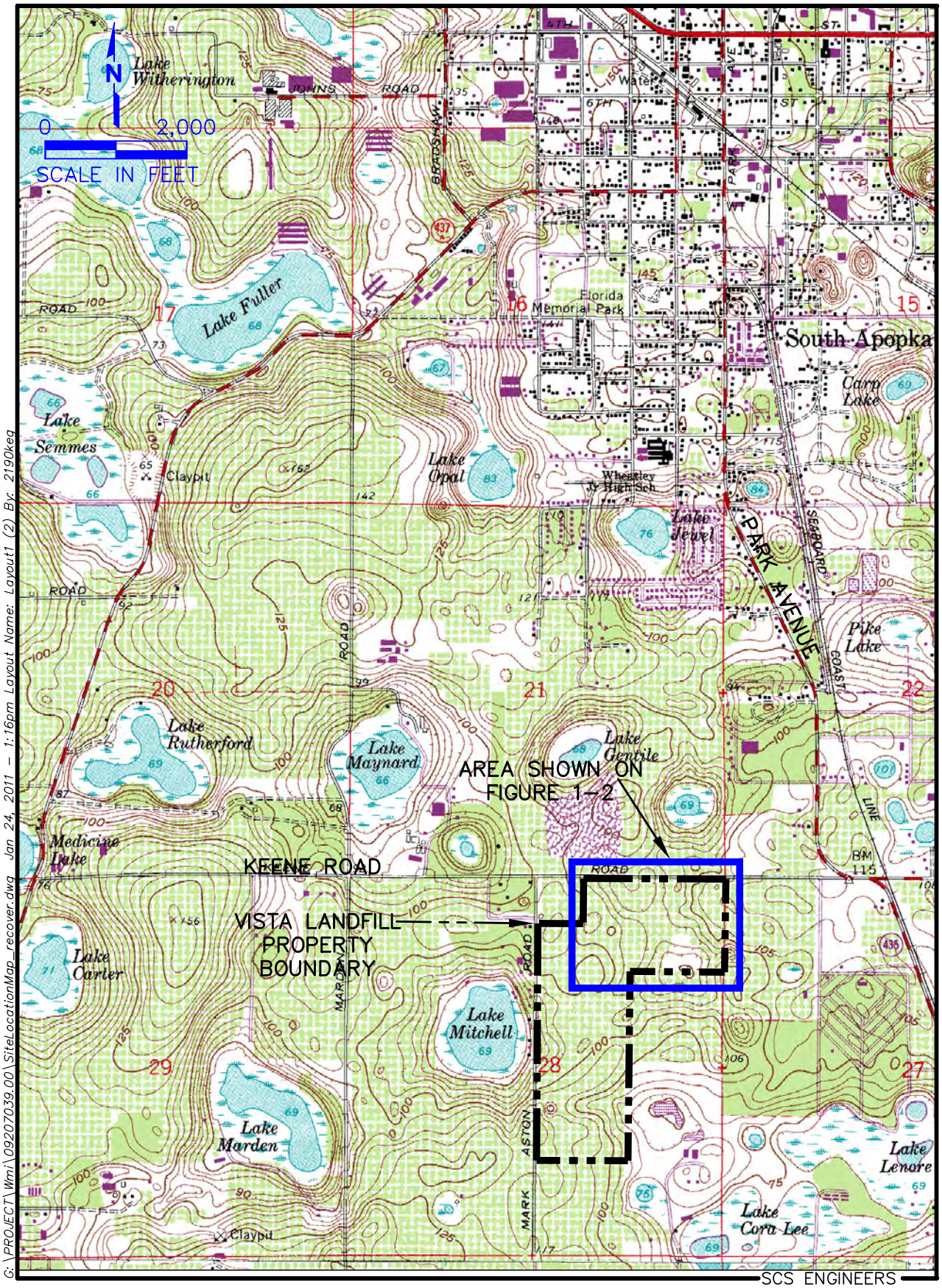

Figure 1-1. Site Location Map, Vista Landfill, Apopka, Florida.

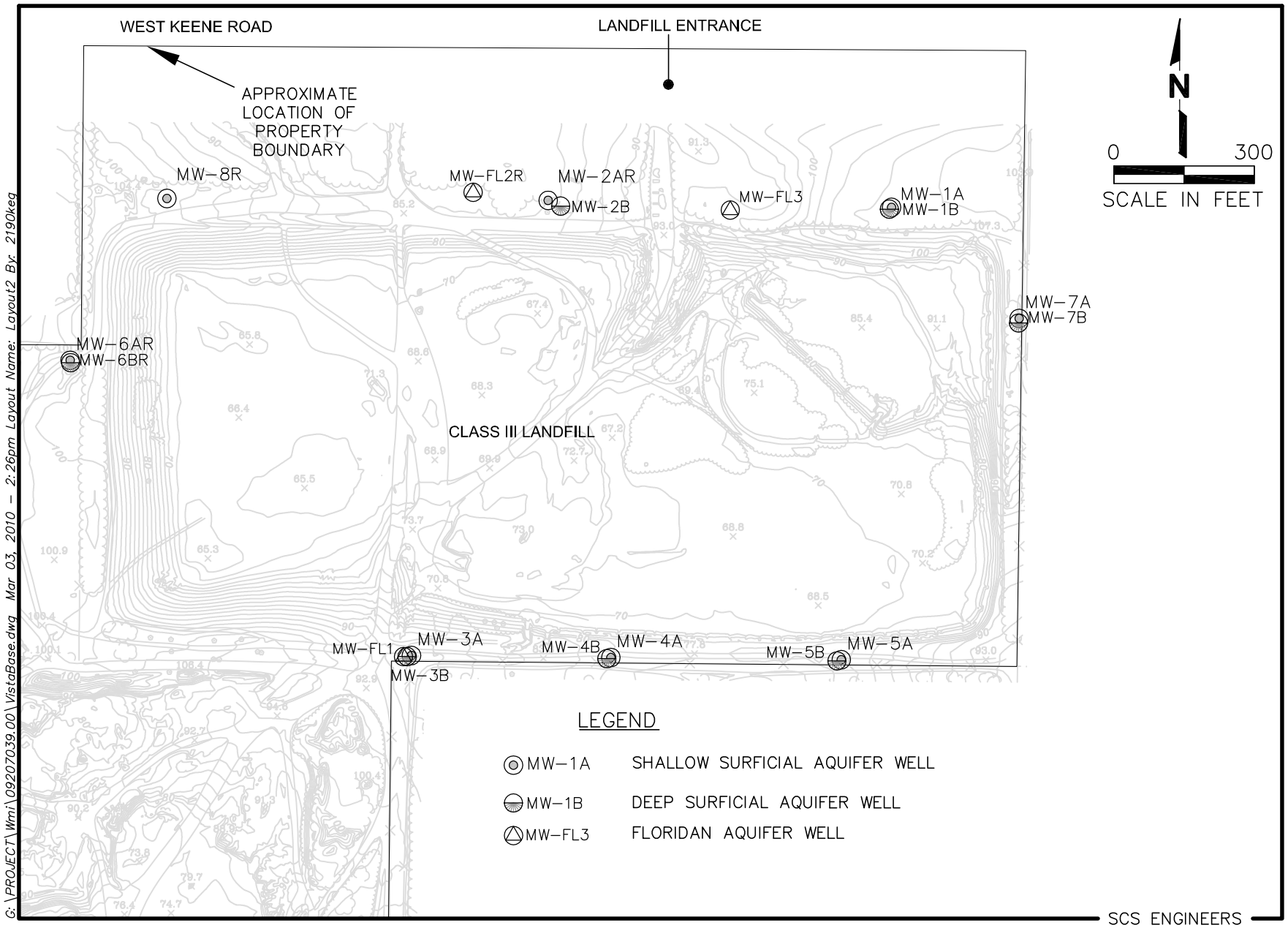

Figure 1-2. Site Map, Vista Landfill, Apopka, Florida.

2 GEOLOGIC AND HYDROGEOLOGIC CHARACTERISTICS

Figure 1-1 shows the topography of the VLF site and region prior to the site being developed as a borrow pit and then as a landfill. The topography indicates the site is located in a region that is internally drained.

Based on SCS' evaluation of VLF hydrogeologic data, the groundwater at VLF primarily occurs in the Hawthorn Group and the underlying Floridan aquifer. The "surficial aquifer" consists of the water-bearing permeable zones of the Hawthorn Group that overlay the Floridan aquifer. The groundwater flow direction of the lower Hawthorn Group tends to mimic the pre-construction topography of the VLF.

The Floridan aquifer underlies the surficial aquifer at the VLF and is separated from it by the clay units of the Hawthorn Group.[1] Karst features (e.g., sinkholes) developed historically in the sediments overlying the upper Floridan aquifer, resulting in the internal drainage characteristics of the region. As a result, runoff and surficial aquifer groundwater flow moves toward and into these karst features, often resulting in development of surface water bodies such as Lake Mitchell, which is located west of the VLF (Figure 1-1).

SEMI-ANNUAL GROUNDWATER FLOW ASSESSMENT

The groundwater flow assessment of the shallow and lower surficial aquifer was performed using the groundwater elevation data obtained on July 6, 2012. This groundwater flow assessment included collecting and compiling groundwater depth measurements, calculating groundwater elevations, and constructing site figures depicting groundwater contours and the estimated groundwater flow direction. Table 2-1 lists monitoring well numbers, measured depths to water, and calculated groundwater elevations. Water level maps generated for the shallow surficial aquifer and lower surficial aquifer are presented in Figures 2-1 and 2-2. These maps are generated using Surfer® Version 10, groundwater contouring computer program, with the interpretation verified by an SCS hydrogeologist.

Shallow Surficial Aquifer

The shallow surficial aquifer is defined here as the uppermost water-bearing zone of the undifferentiated sands and clayey sands that are part of the Hawthorn Group. A water level map of the shallow surficial aquifer was prepared from shallow surficial well data for the July 2012 sampling event and is provided on Figure 2-1.

[1] The Rust Environment and Infrastructure (RUST) August 1996 (Revised September 1998) report entitled "Keene Road Hydrogeologic Evaluation" Prepared for Waste Management Inc.

TABLE 2-1. GROUNDWATER ELEVATION MEASURMENTS, VISTA LANDFILL, APOPKA, FLORIDA.

Well No.	TOC Elevation (Feet NGVD)	Depth to Water (Feet Below Top of Casing)	July 6, 2012 Groundwater Elevation (Feet NGVD)
MW-1A	109.47	47.37	62.10
MW-1B	109.53	59.01	50.52
MW-2AR	87.22	Dry	Dry
MW-2B	88.46	41.44	47.02
MW-3A	92.87	45.88	46.99
MW-3B	93.06	46.03	47.03
MW-4A	82.04	35.14	46.90
MW-4B	83.18	35.27	47.91
MW-5A	81.86	33.18	48.68
MW-5B	81.27	34.64	46.63
MW-6AR	104.11	Below Top of Pump	Below Top of Pump
MW-6BR	103.99	56.27	47.72
MW-7A	109.26	46.54	62.72
MW-7B	109.13	60.36	48.77
MW-8R	99.60	49.87	49.73
MW-FL1	93.16	46.12	47.04
MW-FL2R	86.76	38.35	48.41
MW-FL3	97.49	50.69	46.80

Notes:

NGVD = National Geodetic Vertical Datum, 1929.

TOC = Top of Casing

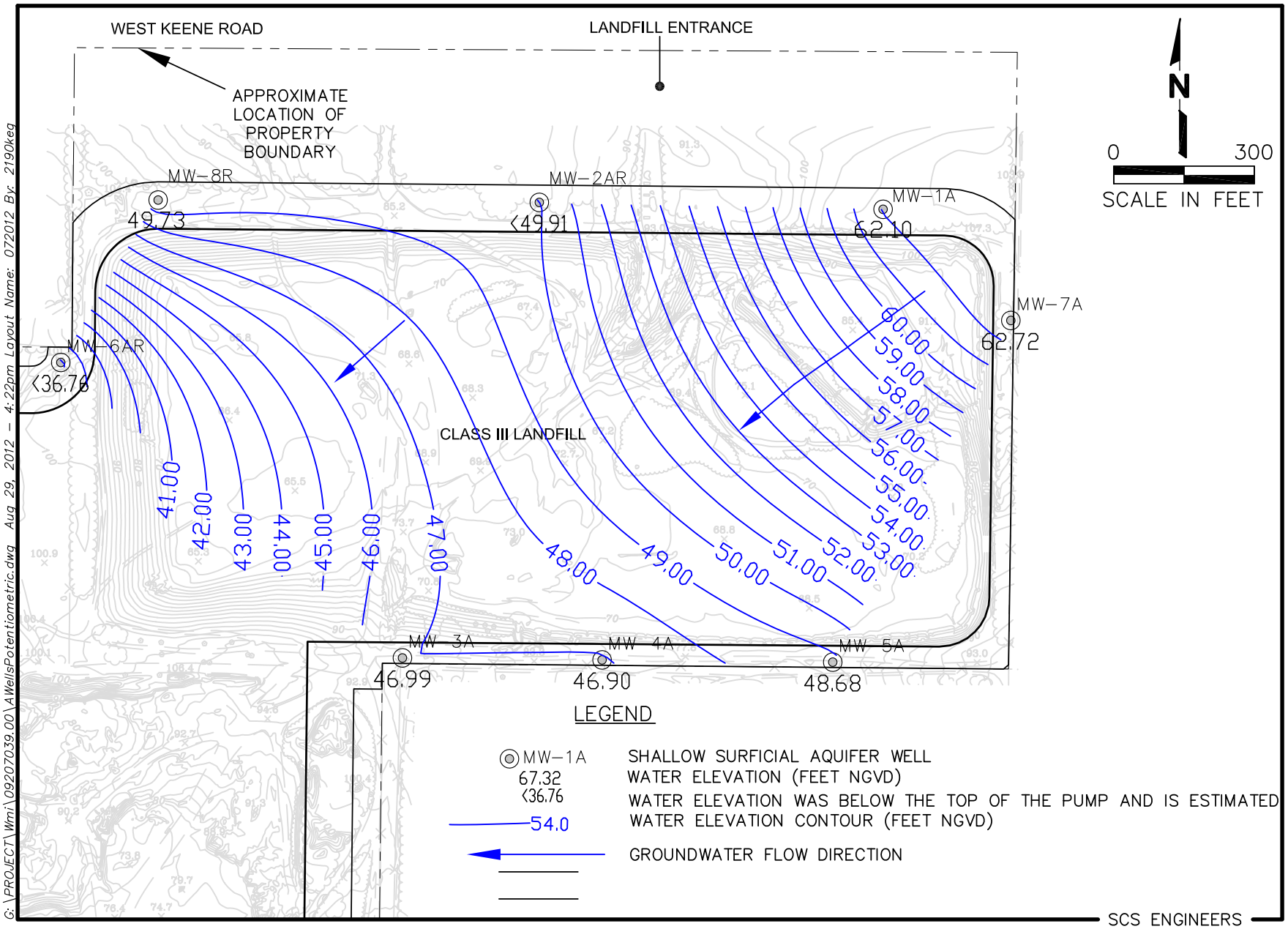

G:\PROJECT\Wmi\09207039.00\AWellsPotentiometric.dwg Aug 29, 2012 - 4:22pm Layout Name: 072012 By: 2190keg

Figure 2-1. July 2012 Shallow Surficial Aquifer Water Level Map, Vista Landfill, Apopka, Florida.

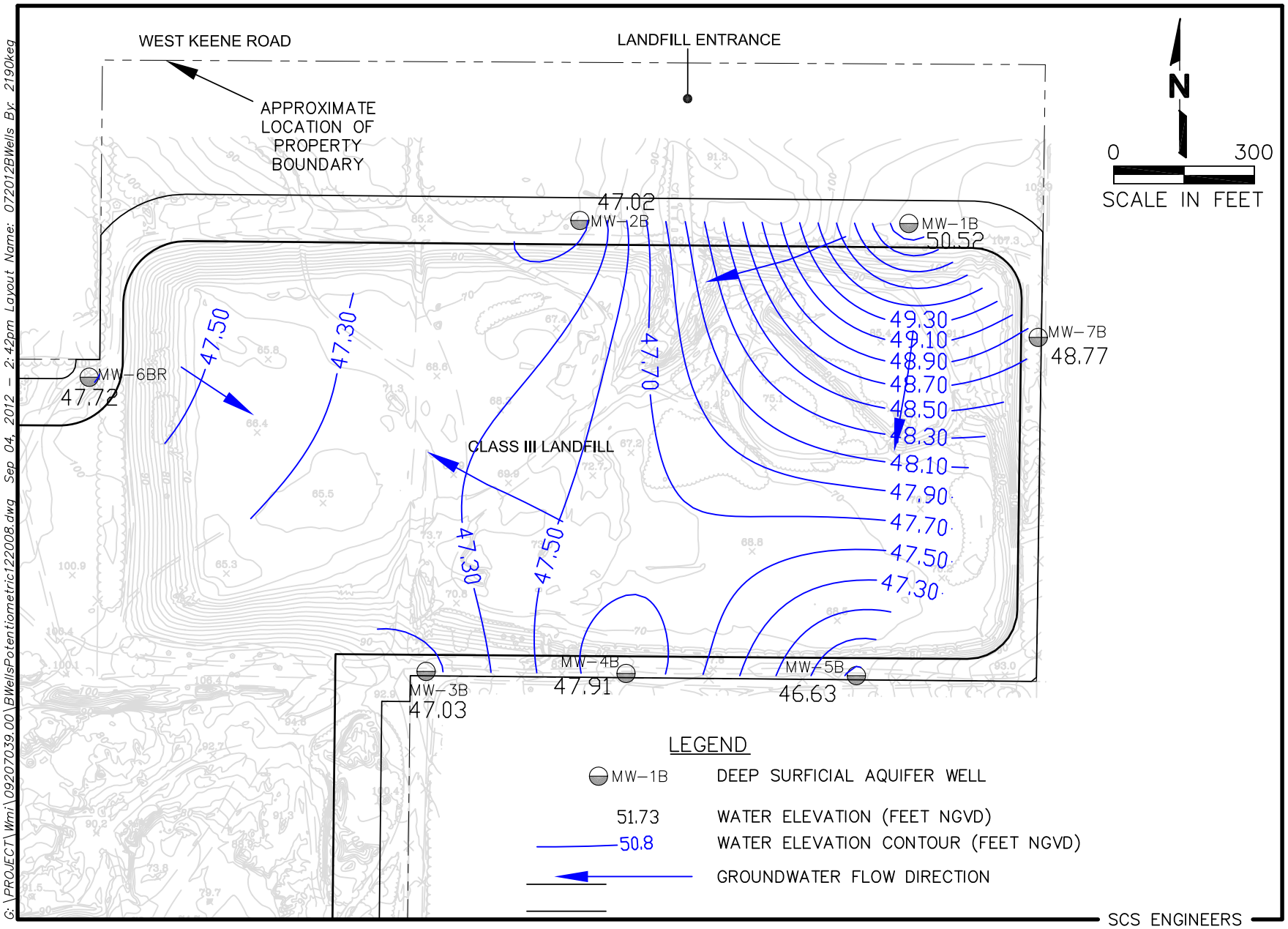

Figure 2–2. July 2012 Intermediate Surficial Aquifer Potentiometric Surface Map, Vista Landfill, Apopka, Florida.

Groundwater flow typically is expected to be perpendicular to the water level contours. Therefore, the approximate direction of groundwater flow in the shallow surficial aquifer is primarily to the southwest. A portion of the groundwater enters from the northwest section of the site and flows south then southwest. This groundwater flow configuration results from a combination of recharge from rainfall infiltration outside the bottom liner, interchange of groundwater with the underlying intermediate surficial aquifer, and lateral inflow to the shallow surficial aquifer from outside the VLF. The flow direction is consistent with previous flow assessments at the Vista Landfill.

Intermediate Surficial Aquifer

A potentiometric map of the intermediate surficial aquifer was prepared from intermediate surficial well data for the July 2012 sampling event (Figure 2-2). Groundwater flow within the intermediate surficial aquifer beneath the VLF apparently consists of multiple flow regimes, as indicated by the groundwater flow direction arrows on Figure 2-2. Groundwater entering from the site's western boundary flows southeast and northeast towards a slight low on the site's northern boundary. A portion of the groundwater enters near the northeast corner and moves to the south and southwest. A portion of the groundwater enters from the west boundary and appears to flow toward the east and south. This groundwater flow configuration is a combination of interchange of groundwater with the overlying shallow surficial aquifer and lateral inflow to the intermediate surficial aquifer from outside the VLF. These flow directions are consistent with previous flow assessments at the Vista Landfill.

Floridan Aquifer

Due to the limited number of "FL" zone wells for the site (MW-FL2R is a deep surficial aquifer monitoring well), potentiometric maps were not prepared. Regional potentiometric maps for the Floridan aquifer indicate that flow in the aquifer at the VLF is towards the northeast. This is confirmed by the water levels observed at the VLF at Floridan aquifer groundwater monitoring wells MW-FL1 and MW-FL3 (see Table 2-1).

3 LANDFILL MONITORING PROGRAM

The semi-annual program consists of monitoring the surficial aquifer groundwater, Floridan aquifer groundwater, and leachate.

GROUNDWATER MONITORING PROGRAM

The surficial aquifer groundwater and Floridan aquifer groundwater currently are monitored at the site at 18 locations. The surficial aquifer is monitored in two zones: the shallow zone ("A" wells) and the intermediate zone ("B" wells). The Floridan aquifer is monitored by the "FL" wells, with the exception of MW-FL2R. Based on well logs and similar water levels to surficial aquifer intermediate zone wells, MW-FL2R appears to be installed in a deep portion of the surficial aquifer deep zone, possibly in a relict karst feature.

Well locations for each monitored zone are shown on Figure 1-2. The monitoring wells with their permitted designations as background or compliance, and respective aquifers for each monitored zone, are listed in Table 3-1. The construction details for the 18 active monitoring wells comprising the monitoring system are included in Table 3-2.

Table 3-1. Active Surficial Aquifer and Floridan Aquifer Groundwater Monitoring Wells at the Vista Landfill

Surficial Aquifer Shallow Zone	Surficial Aquifer Intermediate Zone	Surficial Aquifer Deep Zone	Floridan Aquifer
Background Monitoring Wells			
MW-1A	MW-1B		
MW-2AR	MW-2B		
MW-6AR	MW-6BR		
MW-7A			
MW-8R			
Compliance Monitoring Wells			
MW-3A	MW-3B		MW-FL1
MW-4A	MW-4B		
MW-5A	MW-5B		
	MW-7B		
		MW-FL2R	
			MW-FL3

Note:
1. Wells listed on the same row are part of a cluster of wells.

The current permit requires semi-annual sampling of the background and compliance monitoring wells for the field and laboratory parameters listed below.

TABLE 3-2. EXISTING MONITORING LOCATIONS AND CONSTRUCTION DETAILS, VISTA LANDFILL, APOPKA, FLORIDA

WACS ID	Water Quality Monitoring Site ID	Date Installed	Date Abandoned	Well Type	Aquifer Monitored	Top of Casing Elevation (NGVD)	Total Well Depth (Feet BLS)	Outer Casing Diameter/ Depth	Well Diameter	Screen Slot Size	Screen Length (feet)	Top of Screen (Feet BLS)	Bottom of Screen (Feet BLS)	Top of Screen (Feet NGVD)	Bottom of Screen (Feet NGVD)	Northing (NAD 1983)	Easting (NAD 1983)	Latitude (NAD 1983)	Longitude (NAD 1983)
19335	MW-1A[1]	4/20/2004	NA	BG	Shallow Surficial	109.47	69	NA	2	0.006	20	49	69	57	37	1565469.28	492550.11	28° 38' 21.30"	81° 30' 36.28"
19336	MW-1B	4/20/2004	NA	BG	Intermediate Surficial	109.53	96	NA	2	0.010	10	86	96	20	10	1565465.40	492545.32	28° 38' 21.27"	81° 30' 36.33"
ND	MW-2A	ND	1/15/2007	BG	Shallow Surficial	ND	ND	NA	ND	ND	ND	ND	ND	ND	ND	ND	ND	ND	ND
19337	MW-2AR	1/23/2007	NA	BG	Shallow Surficial	87.22	39.94	NA	2	0.006	10	29.44	39.44	59.91	49.91	1565481.98	491815.07	28° 38' 21.40"	81° 30' 44.53"
19338	MW-2B	4/22/2004	NA	BG	Intermediate Surficial	88.46	73	NA	2	0.006	10	63	73	20	10	1565471.82	491843.09	28° 38' 21.30"	81° 30' 44.21"
19339	MW-3A	4/13/2004	NA	CO	Shallow Surficial	92.87	56	NA	2	0.006	30	36	56	57	37	1564509.87	491522.95	28° 38' 11.76"	81° 30' 47.76"
19340	MW-3B	4/13/2004	NA	CO	Intermediate Surficial	93.06	83	NA	2	0.010	10	73	83	20	10	1564509.53	491514.75	28° 38' 11.76"	81° 30' 47.85"
19341	MW-4A	4/14/2004	NA	CO	Shallow Surficial	82.04	42	NA	2	0.006	20	22	42	57	37	1564505.59	491949.09	28° 38' 11.74"	81° 30' 42.98"
19342	MW-4B	4/14/2004	NA	CO	Intermediate Surficial	83.18	69	NA	2	0.006	10	59	69	20	10	1564505.16	491941.64	28° 38' 11.73"	81° 30' 43.06"
19343	MW-5A	4/14/2004	NA	CO	Shallow Surficial	81.86	40	NA	2	0.006	20	20	40	57	37	1564500.86	492441.55	28° 38' 11.71"	81° 30' 37.45"
19344	MW-5B	4/14/2004	NA	CO	Intermediate Surficial	81.27	67	NA	2	0.006	10	57	67	20	10	1564500.47	492433.39	28° 38' 11.71"	81° 30' 37.54"
ND	MW-6A	4/15/2004	1/12/2007	BG	Shallow Surficial	101.94	61	NA	2	0.010	20	41	61	57	37	ND	ND	ND	ND
19345	MW-6AR	1/30/2007	NA	BG	Shallow Surficial	104.11	69.37	NA	2	0.010	20	48.87	68.87	52.27	32.27	1565140.42	490793.55	28° 38' 17.97"	81° 30' 55.98"
ND	MW-6B	4/15/2004	1/12/2007	BG	Intermediate Surficial	101.98	88	NA	2	0.010	10	78	88	20	10	ND	ND	ND	ND
19346	MW-6BR	1/30/2007	NA	BG	Intermediate Surficial	103.99	88.58	NA	2	0.010	10	78.08	88.08	22.98	12.98	1565137.25	490795.56	28° 38' 17.94"	81° 30' 55.95"
19347	MW-7A	4/20/2004	NA	BG	Shallow Surficial	109.26	69	NA	2	0.006	20	49	69	57	37	1565230.04	492821.74	28° 38' 18.95"	81° 30' 33.22"
19348	MW-7B	4/19/2004	NA	CO	Intermediate Surficial	109.13	96	NA	2	0.01	10	86	96	20	10	1565222.30	492821.61	28° 38' 18.87"	81° 30' 33.22"
ND	MW-8	4/23/2004	1/12/2007	BG	Shallow Surficial	99.7	60	NA	2	0.006	10	50	60	47	37	ND	ND	ND	ND
19868	MW-8R	1/25/2007	NA	BG	Shallow Surficial	99.6	72.12	NA	2	0.006	10	61.62	71.72	35.05	25.05	1565489.06	490997.80	28° 38' 21.43"	81° 30' 53.70"
19879	MW-FL1	4/13/2004	NA	CO	Floridan	93.16	125	NA	2	0.010	10	115	125	-45	-35	1564509.43	491507.05	28° 38' 11.76"	81° 30' 47.94"
ND	MW-FL2	4/22/2004	1/15/2007	CO	Floridan	87.4	130	NA	2	0.006	10	120	130	-45	-35	ND	ND	ND	ND
19880	MW-FL2R	1/29/2007	NA	CO	Deep Surficial	86.76	129.95	6"/0' to 80'	2	0.006	10	119.45	129.45	-45.54	-35.54	1565501.29	491655.91	28° 38' 21.58"	81° 30' 46.32"
19881	MW-FL3	4/21/2004	NA	CO	Floridan	97.49	140	NA	2	0.010	10	130	140	-45	-35	1565463.35	492205.45	28° 38' 21.23"	81° 30' 40.15"
22828	L-1	NA	NA	CO	Leachate	NA	NA	NA	NA	NA	NA	NA	NA	NA	NA	ND	ND	ND	ND

Notes:
1. Survey Information was obtained from the May 25, 2007 Geosyntec Consultants Environmental Monitoring Location Map.
2. Well construction information obtained from the July 2004, Collinas Group, Inc., Groundwater Monitoring Well Installation Report, Buttrey Landfill Parcel.
3. Well construction information obtained from the March 15, 2007, Professional Service Industries, Inc., Monitoring Well Completion and Well Abandonment Report.
4. NGVD = National Geodetic Vertical Datum of 1929.
5. NAD 1983 = North American Datum of 1983.
6. WACS = State Water Assurance Compliance System.
7. BLS = Below Landsurface.
8. NA = Not Applicaple.
9. BG = Background.
10. CO = Compliance.
11. ND = Data not available.
12. OT = Other.
13. ID = Identification.

Field Parameters

- Static water level before purging
- Specific conductivity
- pH
- Dissolved oxygen
- Turbidity
- Temperature
- Color and sheens by observation

Laboratory Parameters

- Total ammonia-nitrogen
- Chlorides
- Iron
- Mercury
- Nitrate
- Sodium
- Total dissolved solids (TDS)
- Parameters listed in 40 CFR (Code of Federal Regulations) Part 258, Appendix I

Additional Parameters

During the initial background monitoring event prior to the placement of waste, some parameters exceeded the Primary Drinking Water Standards (PDWS) or Secondary Drinking Water Standards (SDWS). These included the following parameters which were added to the semi-annual monitoring:

- Aluminum
- Manganese
- Gross Alpha

Semi-annual reporting of the results of groundwater sampling is performed in accordance with the VLF MPIS.

LEACHATE MONITORING PROGRAM

Leachate currently is monitored at the site at the leachate storage tank (L-1). The current permit requires annual (December) sampling of L-1 for the field and laboratory parameters listed below.

Field Parameters

- Specific conductivity
- pH
- Dissolved oxygen
- Turbidity

- Temperature
- Color and sheens by observation

Laboratory Parameters

- Total ammonia-nitrogen
- Total Alkalinity (as mg/L $CaCO_3$)
- Chlorides
- Iron
- Mercury
- Nitrate
- Sodium
- Total dissolved solids (TDS)
- Biochemical Oxygen Demand (BOD5)
- Chemical Oxygen Demand (COD)
- Parameters listed in 40 CFR (Code of Federal Regulations) Part 258, Appendix II

SEMI-ANNUAL GROUNDWATER MONITORING EVENT

Appendix A includes the laboratory analytical data and field forms. Table 3-3 lists groundwater quality detections and exceedances. In accordance with Chapter 62-701, FAC, groundwater results were compared to primary drinking water standard (PDWS) and secondary drinking water standard (SDWS) listed in Chapter 62-550. For this routine groundwater monitoring report, groundwater cleanup target levels (GCTLs) in Rule 62-777, FAC, were used for constituents that do not have a PDWS or SDWS as a screening tool for potential anomalies in the concentration data that may require further consideration or review. Per Chapter 62-701.510(7)(c)2), GCTLs are only applicable to solid waste facilities outside of the zone of discharge.

Metals Exceedances

Metals with concentrations in excess of applicable groundwater standards or GCTLs in select wells include:

- Aluminum
- Iron

These exceedances are discussed below and are listed in Table 3-3. As discussed in previous monitoring reports, aluminum and iron were present in groundwater at the VLF in excess of their respective SDWS concentrations prior to waste placement.

Table 3-3. Summary of Groundwater Quality Analytical Results (Detected Parameters Only)
Vista Landfill, July 2012

Parameter	Standard	MCL	Units	MW-1A	MW-1B	MW-2B	MW-3A	MW-3B	MW-4A	MW-4B	MW-5A	MW-5B	MW-6AR	MW-6BR	MW-7A	MW-7B	MW-8R	MW-FL1	MW-FL2R	MW-FL3
				Background	Background	Background	Compliance	Compliance	Compliance	Compliance	Compliance	Compliance	Background	Background	Background	Compliance	Background	Compliance	Compliance	Compliance
latile Organic Compounds																				
Carbon disulfide	GCTL	700	ug/L	0.45 **U**	0.45 **U**	0.45 **U**	0.45 **U**	0.45 **U**	0.45 **U**	0.45 **U**	0.45 **U**	0.45 **U**	0.45 **U**	0.45 **U**	2.1	0.45 **U**	0.75 **I**	0.45 **U**	0.45 **U**	0.45 **U**
Chloroform	GCTL	70	ug/L	0.18 **I**	0.16 **U**	0.16 **U**	0.16 **U**	0.16 **U**	0.16 **U**	0.16 **U**	0.16 **U**	0.16 **U**	0.16 **U**	0.45 **I**	0.16 **U**	0.16 **U**	0.16 **U**	0.16 **U**	0.16 **U**	0.16 **U**
Metals																				
Aluminum	SDWS	200	ug/L	300	18 **U**	540	1300	310	62 **I**	26 **I**	320	430	180	250	170	430	1000	460	2300	280
Antimony	PDWS	6	ug/L	0.4 **U**	0.4 **U**	0.4 **U**	0.4 **U**	0.4 **U**	0.4 **U**	0.4 **U**	0.4 **U**	0.4 **U**	0.4 **U**	0.4 **U**	0.4 **U**	0.4 **U**	2.8	0.4 **U**	0.68 **I**	0.4 **U**
Arsenic	PDWS	10	ug/L	0.33 **U**	2.9 **I**	0.35 **I**	0.33 **U**	0.33 **U**	0.33 **U**	0.33 **U**	0.33 **U**	6	0.33 **U**	0.97 **I**	0.33 **U**	1 **I**	0.92 **I**	0.42 **I**	2.9 **I**	0.61 **I**
Barium	PDWS	2000	ug/L	22	8.1 **I**	8.5 **I**	36	63	17	11	43	11	21	9.1 **I**	14	5.1 **I**	18	27	16	25
Beryllium	PDWS	4	ug/L	0.08 **U**	0.08 **U**	0.08 **U**	0.08 **U**	0.08 **U**	0.091 **I**	0.08 **U**	0.1 **I**	0.08 **U**	0.08 **U**	0.08 **U**	0.08 **U**	0.08 **U**	0.08 **U**	0.08 **U**	0.08 **U**	0.08 **U**
Chromium	PDWS	100	ug/L	1.7 **I**	0.66 **U**	1.8 **I**	2.7 **I**	1.9 **I**	0.66 **U**	0.66 **U**	1.3 **I**	0.68 **I**	1.5 **I**	7.7 **I**	1.4 **I**	1.1 **I**	2.9 **I**	1.7 **I**	15	0.95 **I**
Cobalt	GCTL	140	ug/L	1.3 **I**	1.2 **U**	1.2 **U**	1.2 **U**	1.2 **U**	1.2 **U**	1.2 **U**	1.2 **U**	1.2 **U**	1.2 **U**	1.2 **U**	1.2 **U**	1.2 **U**	1.2 **U**	1.2 **U**	1.2 **U**	1.2 **U**
Copper	SDWS	1000	ug/L	1.4 **U**	1.4 **U**	1.4 **U**	1.4 **U**	1.4 **U**	1.4 **U**	1.4 **U**	1.4 **U**	1.4 **U**	1.4 **U**	1.4 **U**	1.4 **U**	1.4 **U**	6.4 **I**	1.4 **U**	1.4 **U**	1.4 **U**
Iron	SDWS	300	ug/L	120	22 **U**	150	330	110	27 **I**	22 **U**	84 **I**	120	76 **I**	180	95 **I**	200	650	220	280	160
Manganese	SDWS	50	ug/L	1.1 **I**	0.96 **I**	1.6 **I**	1.4 **I**	3.3 **I**	21	8.3 **I**	5.2 **I**	2.6 **I**	12	16	2.9 **I**	2.6 **I**	5.1 **I**	25	1.9 **I**	32
Nickel	PDWS	100	ug/L	4.3 **I**	1.3 **U**	1.3 **U**	1.3 **U**	1.3 **U**	2.5 **I**	2 **I**	1.3 **U**	1.3 **U**	1.3 **U**	1.5 **I**	1.7 **I**	1.3 **U**	1.3 **U**	1.8 **I**	1.3 **U**	1.3 **U**
Silver	SDWS	100	ug/L	0.93 **U**	0.93 **U**	0.93 **U**	0.93 **U**	0.93 **U**	0.93 **U**	1 **I**	0.93 **U**	0.93 **U**	0.93 **U**	1.1 **I**	0.93 **U**	0.93 **U**	0.93 **U**	0.93 **U**	0.97 **I**	0.93 **U**
Sodium	PDWS	160	mg/L	7.2	4.7	5.2	3.1	2.4	1	1.1	1.9	3.9	12	7.8	5.9	6.2	16	9.9	1.6	5
Thallium	PDWS	2	ug/L	0.053 **I**	0.05 **U**	0.05 **U**	0.05 **U**	0.078 **I**	0.05 **U**	0.05 **U**	0.05 **U**	0.12 **I**	0.063 **I**	0.22 **I**	0.077 **I**	0.05 **U**	0.058 **I**	0.2 **I**	0.05 **U**	0.06 **I**
Vanadium	GCTL	49	ug/L	1.1 **U**	1.1 **U**	1.8 **I**	1.7 **I**	1.8 **I**	1.1 **U**	1.1 **U**	1.1 **U**	1.3 **I**	1.1 **U**	2 **I**	1.1 **U**	1.1 **U**	2 **I**	1.1 **I**	19	1.1 **U**
Zinc	SDWS	5000	ug/L	4.5 **U**	6.6 **I**	4.5 **U**	5.2 **I**	6.8 **I**	160	5.1 **I**	6.9 **I**	4.5 **U**	5.3 **I**	4.5 **U**	5.1 **I**	6.8 **I**	19 **I**	5.2 **I**	4.7 **I**	7.6 **I**
Radiochemistry																				
Gross Alpha	PDWS	15	PCI/L	2.5 **U**	4.1	4.5	10.6	6.1	0.09 **U**	0.18 **U**	6.2	12.1	3.3	2.1	3.7	3.2	5.1	5.7	1 **U**	4.1
Gross Beta	NS	NS	PCI/L	2.48	2.68	0.65 **U**	11.8	2.38	0.99	0.68 **U**	2.77	6.5	2.07	0.57 **U**	2.22	1.42	4.1	2.54	0.84 **U**	1.14
General Chemistry																				
Ammonia as N	GCTL	2.8	mg/L	0.063 **IV**	0.062 **IV**	0.066 **IV**	0.073 **IV**	0.055 **IV**	0.1 **V**	0.049 **IV**	0.064 **IV**	0.091 **IV**	0.051 **IV**	0.065 **IV**	0.055 **IV**	0.066 **IV**	0.067 **IV**	0.065 **IV**	0.071 **IV**	0.068 **IV**
Chloride	SDWS	250	mg/L	14	6.8	5.3	3.3	3.9	1.8 **I**	2.6 **I**	2.7 **I**	8.7	24	22	11	4.4	4.5	19	5.9	9.5
Nitrate (as N)	PDWS	10	mg/L	11 **Q**	0.042 **U**	0.53	2.3	2.4	2	1.9	1.5	0.53	12	3.5	13	0.042 **U**	1.8	0.91	0.4 **I**	0.042 **U**
Total Dissolved Solids	SDWS	500	mg/L	310	100	80	68	100	40	4.7 **U**	48	130	180	160	270	90	110	190	150	190
Field Parameters																				
Conductivity	NS	NS	umhos/cm	381	172	153	92	151	55	39	69	220	219	302	309	145	191	328	291	248
Dissolved Oxygen	NS	NS	mg/L	1.3	0.2	0.1	5	4.8	0.6	0.6	4.3	0	5.9	2.2	1.1	1.1	2.2	1.3	1.8	0
Dissolved Oxygen			% Sat.	15.15	2.33	1.17	59.4	55.95	7.13	7.13	51.08	0	70.09	25.64	12.82	12.82	25.64	15.15	20.98	0
Field pH	SDWS	6.5-8.5	SU	7.08	7.56	7.76	5.33	5.67	4.93	5.35	4.09	7.28	4.82	7.33	7.15	6.74	6.84	6.53	10.24	7.07
Field Temperature	NS	NS	Degrees C	22.8	23	23.4	23.6	23.3	23.9	23.6	24.3	23.7	23.7	23	23	22.9	22.6	22.8	22.7	22.8
Turbidity	NS	NS	NTU	1.03	2.47	6.69	4.92	5.76	4.14	3.03	7.14	7.82	1.91	2.34	1.84	5.9	3.83	17.15	5.91	5.37

NOTES:
1. PDWS = Primary Drinking Water Standard (62-550 F.A.C.)
2. SDWS = Secondary Drinking Water Standard (62-550 F.A.C.)
3. GCTL = Groundwater Clean-up Target Level (62-777 F.A.C.)
4. MPIS = Monitoring Plan Implementation Schedule
5. NS = No numeric standard has been set for this analyte.
6. mg/L = milligrams per liter
7. ug/L= micrograms per liter
8. NTU = nephelometric turbidity units
9. Yellow shaded values indicate parameter concentrations exceeded primary or secondary Drinking Water Standards, or groundwater cleanup target levels.
10. deg C = Degrees Celcius
11. STD = Standard
12. umhos/cm = micromhos per centimeter
13. pCi/L = picocuries per liter
14. U = Analyte concentration was below the laboratory detection limit (value shown).
15. I = Analyte concentration was between the laboratory detection limit and laboratory practical.
16. V = Analyte was detected in the sample and an associated method blank.
17. Calculated from http://www.fivecreeks.org/monitor/do.html.

Aluminum

The FDEP Secondary Drinking Water Standard (SDWS) of 200 micrograms per liter (μg/L) for aluminum was exceeded at background wells MW-1A (300 μg/L), MW-2B (540 μg/L), MW-6BR (250 μg/L) and MW-8R (1000 μg/L), and at compliance wells MW-3A (1300 μg/L), MW-3B (310 μg/L), MW-5A (320 μg/L), MW-5B (430 μg/L), MW-7B (430 μg/L), MW-FL1 (460 μg/L), MW-FL2R (2,300 μg/L), and MW-FL3 (280 μg/L).

The concentrations of aluminum in several background wells are significantly above the FDEP SDWS, indicating that aluminum concentrations are naturally elevated in this area and do not appear to be related to the landfill operations.

The concentrations detected at background monitoring wells MW-1A, MW-2B, MW-6BR, and MW-8R, and at compliance wells MW-3A, MW-3B, MW-5A, MW-5B, MW-7B, MW-FL1, MW-FL2R, and MW-FL3 are consistent with the monitoring event data for the VLF collected prior to waste placement.

Iron

The concentration of iron in the groundwater at VLF ranged from non-detected to 650 μg/L during the July 2012 semi-annual sampling. The FDEP SDWS of 300 μg/L for iron was exceeded in background well MW-8R (650 μg/L), and at compliance well MW-3A (330 μg/L).

The iron concentrations observed are consistent with historical data for VLF collected prior to waste placement. Iron is naturally found at elevated concentrations in Florida groundwater (Florida Geological Survey Special Publication No. 34, 1992).

Inorganic Parameters Exceedances and Trends

Nitrate and pH concentrations at specific wells exceeded their applicable PDWS and SDWS, respectively. These parameters are discussed below.

Nitrate

The FDEP PDWS of 10 mg/L for nitrate was exceeded slightly at background wells MW-1A (11 **Q** mg/L), MW-6AR (12 mg/L) and MW-7A (13 mg/L). These results were consistent with recent nitrate values obtained from these wells.

No exceedances of nitrate occurred at other monitoring wells. The exceedances at MW-1A, MW-6AR, and MW-7A are not due to the landfill. These wells are located hydraulically up gradient and, in the case of MW-7A, nitrate was detected in previous monitoring events prior to the placement of waste. Nitrate exceedances may be related to Rapid Infiltration Basin (RIB) Facilities, which have been previously documented as potential sources for nitrates.[2]

[2] Special Publication SJ2006-SP3, *Estimates Of Upper Floridan Aquifer Recharge Augmentation Based On Hydraulic And Water-Quality Data (1986-2002) From The Water Conserv II RIB Systems, Orange County, Florida* (http://sjr.state.fl.us/programs/outreach/pubs/techpubs/pdfs/SP/SJ2006-SP3.pdf)

pH

The pH was below the SDWS range of 6.5 to 8.5 units in background monitoring well MW-6AR (4.82 units) and in compliance wells MW-3A (5.33 units), MW-3B (5.67 units), MW-4A (4.93 units), MW-4B (5.35 units) and MW-5A (4.09 units). Low groundwater pH in this region is the result of low pH in precipitation, rapid recharge, and little buffering capacity of the surficial sands. The pH levels observed at VLI are characteristic of the ground water in this region of Florida.

The pH was above the SDWS range of 6.5 to 8.5 units in monitoring well MW-FL2R (10.24 units). The high pH indicates the potential presence of grout in the sand pack that may be due to well construction or related to the abandonment of MW-FL2. However, the groundwater analytical data show that the problem only affects the pH, and that the overall geochemistry is similar to the other wells. Therefore, this well is suitable as a compliance well with the understanding that the pH may be elevated and is considered an artifact of well construction.

Organic Parameters Exceedances and Trends

Organic parameters were not detected above their respective PDWS, SDWS, and GCTLs.

Other Volatile Organic Compound Detections

There were low level volatile organic compound (VOC) detections below FDEP water quality standards. Carbon disulfide was detected at estimated concentrations below the GCTL (700 μg/L) at background monitoring wells MW-7A (2.1 **I** μg/L) and MW-8R (0.75 **I** μg/L). Chloroform was detected at a concentrations below the GCTL (70 μg/L) at background monitoring wells MW-1A (0.18 **I** μg/L) and MW-6BR (0.45 **I** μg/L). These detections will be verified and further considered during the next scheduled sampling event.

Dissolved Oxygen

Dissolved oxygen values (calculated from field measurements) were above the VLF MPIS limit of not greater than 20 percent oxygen saturation at background monitoring wells MW-6AR (70.09%), MW-6BR (25.64%), and MW-8R (25.64%), and at compliance monitoring wells MW-3A (59.4%), MW-3B (55.95%), MW-5A (51.08%), and MW-FL2R (20.98%).

Monitoring wells were purged and sampled with a bladder pump at a low flow rate as indicated by their relative gpm pumping rates as follows: MW-3A (0.15 gallons per minute (gpm)), MW-3B (0.29 gpm), MW-5A (0.14 gpm), MW-6AR (0.15 gpm), MW-6BR (0.31 gpm), and MW-FL2R (0.30 gpm). Monitoring well MW-8R was purged and sampled with a submersible pump at a low flow (approximately 0.17 gpm). During the stabilization readings dissolved oxygen concentration remained relatively steady.

ANNUAL LEACHATE MONITORING EVENT

Leachate sampling was not performed during this sampling event. The required annual sampling and analysis of leachate will be performed during the December 2012 sampling event.

4 SUMMARY

The groundwater flow assessment shows that shallow surficial aquifer groundwater in the vicinity of the site flows toward the southwest corner of the landfill. The groundwater flow direction in the intermediate surficial aquifer is variable with groundwater flowing into the site from the northeast corner and western boundary and moves to the south-southwest. Regional potentiometric maps for the Floridan aquifer indicate that flow is towards the northeast and is confirmed by the data from the Floridan aquifer monitoring wells.

Aluminum concentrations were detected above the SDWS in select monitoring wells and are related to background concentrations. The detected concentrations are generally consistent with historical data.

Iron concentrations were detected above the SDWS in select monitoring wells and are related to background concentrations. The iron concentration at MW-3A was only slightly over the SDWS and the exceedance is likely the result of naturally elevated levels of iron in Florida groundwater. The detected concentrations are consistent with historical data.

Nitrate and pH exceeded the applicable PDWS and SDWS in select monitoring wells. Nitrate was observed slightly above the PDWS at three background monitoring wells (MW-1A, MW-6AR and MW-7A) and is attributed to background conditions, possibly associated with local RIB facilities. The pH detections in select monitoring wells were attributed to Florida's ambient groundwater quality characteristics due to low pH rainfall, rapid recharge, and the limited buffering capability of Florida's sandy soils. The elevated level of pH in monitoring well MW-FL2R is considered an artifact of well construction.

Dissolved oxygen values (field measurement) were above the VLF MPIS limit of not greater than 20% oxygen saturation in the groundwater at background monitoring wells MW-6AR, MW-6BR, and MW-8R, and at compliance monitoring wells MW-3A, MW-3B, MW-5A, and MW-FL2R. These measurements were collected using low flow techniques and are considered to be a natural characteristic of the aquifer system at these wells.

APPENDIX A

LABORATORY ANALYTICAL RESULTS AND FIELD FORMS

TestAmerica

THE LEADER IN ENVIRONMENTAL TESTING

ANALYTICAL REPORT

TestAmerica Laboratories, Inc.
TestAmerica Denver
4955 Yarrow Street
Arvada, CO 80002
Tel: (303)736-0100

TestAmerica Job ID: 280-30751-1
Client Project/Site: FL26|Vista
Sampling Event: Semiannual GW Parameters June Dec

For:
Waste Management
Keene Road Landfill
242 West Keene Road
Apopka, Florida 32703

Attn: Mr. Paul Bermillo

Authorized for release by:
7/27/2012 1:02:39 PM

Danielle Harrington
Project Manager I
danielle.harrington@testamericainc.com

LINKS

Review your project results through TotalAccess

Have a Question? Ask The Expert

Visit us at: www.testamericainc.com

The test results in this report meet all 2003 NELAC and 2009 TNI requirements for accredited parameters, exceptions are noted in this report. This report may not be reproduced except in full, and with written approval from the laboratory. For questions please contact the Project Manager at the e-mail address or telephone number listed on this page.

This report has been electronically signed and authorized by the signatory. Electronic signature is intended to be the legally binding equivalent of a traditionally handwritten signature.

Results relate only to the items tested and the sample(s) as received by the laboratory.

Table of Contents

Cover Page 1
Table of Contents 2
Definitions/Glossary 3
Case Narrative 4
Detection Summary 6
Method Summary 17
Sample Summary 18
Client Sample Results 19
Surrogate Summary 61
QC Sample Results 63
QC Association Summary 86
Lab Chronicle 96
Subcontract Data 106
Chain of Custody 139
Receipt Checklists 217

Qualifiers

GC/MS VOA

Qualifier	Qualifier Description
U	Indicates that the compound was analyzed for but not detected.
I	The reported value is between the laboratory method detection limit and the laboratory practical quantitation limit.
V	Indicates the analyte was detected in both the sample and the associated method blank.
J3	Estimated value; value may not be accurate. Spike recovery or RPD outside of criteria.

GC Semi VOA

Qualifier	Qualifier Description
U	Indicates that the compound was analyzed for but not detected.
I	The reported value is between the laboratory method detection limit and the laboratory practical quantitation limit.

Metals

Qualifier	Qualifier Description
U	Indicates that the compound was analyzed for but not detected.
I	The reported value is between the laboratory method detection limit and the laboratory practical quantitation limit.
J3	Estimated value; value may not be accurate. Spike recovery or RPD outside of criteria.

General Chemistry

Qualifier	Qualifier Description
U	Indicates that the compound was analyzed for but not detected.
I	The reported value is between the laboratory method detection limit and the laboratory practical quantitation limit.
V	Indicates the analyte was detected in both the sample and the associated method blank.
Q	Sample held beyond the accepted holding time.
J3	Estimated value; value may not be accurate. Spike recovery or RPD outside of criteria.

Glossary

Abbreviation	These commonly used abbreviations may or may not be present in this report.
☼	Listed under the "D" column to designate that the result is reported on a dry weight basis
%R	Percent Recovery
CNF	Contains no Free Liquid
DL, RA, RE, IN	Indicates a Dilution, Reanalysis, Re-extraction, or additional Initial metals/anion analysis of the sample
EDL	Estimated Detection Limit
EPA	United States Environmental Protection Agency
MDL	Method Detection Limit
ML	Minimum Level (Dioxin)
ND	Not detected at the reporting limit (or MDL or EDL if shown)
PQL	Practical Quantitation Limit
QC	Quality Control
RL	Reporting Limit
RPD	Relative Percent Difference, a measure of the relative difference between two points
TEF	Toxicity Equivalent Factor (Dioxin)
TEQ	Toxicity Equivalent Quotient (Dioxin)

Job ID: 280-30751-1

Laboratory: TestAmerica Denver

Narrative

CASE NARRATIVE

Client: Waste Management

Project: FL26|Vista

Report Number: 280-30751-1

With the exceptions noted as flags or footnotes, standard analytical protocols were followed in the analysis of the samples and no problems were encountered or anomalies observed. In addition all laboratory quality control samples were within established control limits, with any exceptions noted below. Each sample was analyzed to achieve the lowest possible reporting limit within the constraints of the method. In some cases, due to interference or analytes present at high concentrations, samples were diluted. For diluted samples, the reporting limits are adjusted relative to the dilution required.

This report may include reporting limits (RLs) less than TestAmerica's standard reporting limit. The reported sample results and associated reporting limits are being used specifically to meet the needs of this project. Note that data are not normally reported to these levels without qualification because they are inherently less reliable and potentially less defensible than required by the latest industry standards.

This submission may contain field data obtained by the sampler. The methods referenced in this submission for the field data results may not be the methods used to obtain the field data by the sampler.

RECEIPT

Thirteen samples were received on 07/06/2012 at temperatures of 1.5C, 0.9C, 2.6C, and 0.8C. These samples have been logged in login 280-30751-1.

Seven samples were received on 07/07/2012 at temperatures of 4.0C and 3.0C. These samples have been logged in login 280-30779-1.

All sample bottles were received in acceptable condition.

HOLDING TIMES

Due to a required dilution, sample MW-1A was analyzed past the EPA-recommended holding time for method 300.0 for Nitrate; the original analysis of the undiluted sample was performed within holding time. The out-of-hold, diluted result is confirmed by the undiluted result; only the diluted result has been reported. There is no impact on data usability.

All other Holding Times were met.

METHOD BLANKS

Low levels of Acetone are present in the method blank associated with QC batch 280-127766 Because the concentration in the method blank is not present at a level greater than the reporting limit, corrective action is deemed unnecessary.

Low levels of Ammonia are present in the method blank associated with QC batches 280-127015 and 280-74749. Because the concentration in the method blank is not present at a level greater than the reporting limit, corrective action is deemed unnecessary.

All other Method Blanks were within the acceptance limits.

LABORATORY CONTROL SAMPLES (LCS)

The LCS for method 8260B exhibited a percent recovery above the QC limits for Toluene in batch 280-127840. This is an indicator that data may be biased high. As no detectable concentrations are present in the associated samples, corrective action is deemed unnecessary. Usability of the sample data is not compromised.

Job ID: 280-30751-1 (Continued)

Laboratory: TestAmerica Denver (Continued)

All other Laboratory Control Samples were within the acceptance limits.

MATRIX SPIKE (MS) and MATRIX SPIKE DUPLICATES (MSD)

The method 504.1 required MS/MSD could not be performed for batch 280-128401, due to insufficient sample volume submitted. Method precision and accuracy have been verified by the acceptable LCS/LCSD analysis data.

The method 8260B required MS/MSD could not be performed for batch 280-127216, due to insufficient sample volume submitted. Method precision and accuracy have been verified by the acceptable LCS/LCSD analysis data.

MS/MSD analyses were performed on sample MW-5A. The MS/MSD for method 6010B exhibited spike recoveries outside the QC limits for Aluminum. The acceptable LCS analysis data indicated that the analytical system was operating within control; therefore, corrective action is deemed unnecessary.

MS/MSD analyses were performed on samples MW-4A and MW-4B. The MS/MSD for Method 350.1 exhibited spike recoveries outside the QC limits for Ammonia. Method precision and accuracy has been verified by the acceptable LCS/LCSD analysis data; therefore, corrective action is deemed unnecessary.

ORGANICS

Sample MW-7A had a first time detection for carbon disulfide. The sample was re-analyzed outside of holding time and had a result of ND.

GENERAL CHEMISTRY

Samples MW-7A, MW-1A, and MW-6AR were analyzed at dilutions for Method 300.0A due to high concentrations of Nitrate. The reporting limits have been adjusted accordingly.

No other analytical or quality issues were noted.

General Comments

The analyses for Radiochemistry were performed at the TestAmerica St. Louis laboratory.
TestAmerica St. Louis
13715 Rider Trail North
Earth City, MO 63045
Phone: 314-298-8566

Detection Summary

Client: Waste Management
Project/Site: FL26|Vista

TestAmerica Job ID: 280-30751-1

Client Sample ID: MW-5A — Lab Sample ID: 280-30751-1

Analyte	Result	Qualifier	NONE	NONE	Unit	Dil Fac	D	Method	Prep Type
Groundwater Elevation	48.68				ft/msl	1		Field Sampling	Total/NA
Field pH	4.09				SU	1		Field Sampling	Total/NA
Field Conductivity	69				umhos/cm	1		Field Sampling	Total/NA
Field Temperature	24.3				Degrees C	1		Field Sampling	Total/NA
Field Turbidity	7.14				NTU	1		Field Sampling	Total/NA
Field Dissolved Oxygen	4.3				mg/L	1		Field Sampling	Total/NA

Analyte	Result	Qualifier	RL	MDL	Unit	Dil Fac	D	Method	Prep Type
Aluminum	320		100	18	ug/L	1		6010B	Total Recoverable
Barium	43		10	0.58	ug/L	1		6010B	Total Recoverable
Manganese	5.2	I	10	0.25	ug/L	1		6010B	Total Recoverable
Chromium	1.3	I	10	0.66	ug/L	1		6010B	Total Recoverable
Iron	84	I	100	22	ug/L	1		6010B	Total Recoverable
Zinc	6.9	I	20	4.5	ug/L	1		6010B	Total Recoverable
Sodium	1.9		1.0	0.092	mg/L	1		6010B	Total Recoverable
Beryllium	0.10	I	1.0	0.080	ug/L	1		6020	Total Recoverable
Chloride	2.7	I	3.0	0.25	mg/L	1		300.0	Total/NA
Nitrate as N	1.5		0.50	0.042	mg/L	1		300.0	Total/NA
Ammonia as N	0.064	I V	0.10	0.022	mg/L	1		350.1	Total/NA
Total Dissolved Solids	48		10	4.7	mg/L	1		SM 2540C	Total/NA

Client Sample ID: MW-5B — Lab Sample ID: 280-30751-2

Analyte	Result	Qualifier	NONE	NONE	Unit	Dil Fac	D	Method	Prep Type
Groundwater Elevation	46.63				ft/msl	1		Field Sampling	Total/NA
Field pH	7.28				SU	1		Field Sampling	Total/NA
Field Conductivity	220				umhos/cm	1		Field Sampling	Total/NA
Field Temperature	23.7				Degrees C	1		Field Sampling	Total/NA
Field Turbidity	7.82				NTU	1		Field Sampling	Total/NA
Field Dissolved Oxygen	0.0				mg/L	1		Field Sampling	Total/NA

Analyte	Result	Qualifier	RL	MDL	Unit	Dil Fac	D	Method	Prep Type
Aluminum	430		100	18	ug/L	1		6010B	Total Recoverable
Barium	11		10	0.58	ug/L	1		6010B	Total Recoverable
Manganese	2.6	I	10	0.25	ug/L	1		6010B	Total Recoverable
Chromium	0.68	I	10	0.66	ug/L	1		6010B	Total Recoverable
Iron	120		100	22	ug/L	1		6010B	Total Recoverable
Vanadium	1.3	I	10	1.1	ug/L	1		6010B	Total Recoverable
Sodium	3.9		1.0	0.092	mg/L	1		6010B	Total Recoverable
Arsenic	6.0		5.0	0.33	ug/L	1		6020	Total Recoverable
Thallium	0.12	I	1.0	0.050	ug/L	1		6020	Total Recoverable
Chloride	8.7		3.0	0.25	mg/L	1		300.0	Total/NA

Client Sample ID: MW-5B (Continued) — Lab Sample ID: 280-30751-2

Analyte	Result	Qualifier	RL	MDL	Unit	Dil Fac	D	Method	Prep Type
Nitrate as N	0.53		0.50	0.042	mg/L	1		300.0	Total/NA
Ammonia as N	0.091	I V	0.10	0.022	mg/L	1		350.1	Total/NA
Total Dissolved Solids	130		10	4.7	mg/L	1		SM 2540C	Total/NA

Client Sample ID: MW-4A — Lab Sample ID: 280-30751-3

Analyte	Result	Qualifier	NONE	NONE	Unit	Dil Fac	D	Method	Prep Type
Groundwater Elevation	46.70				ft/msl	1		Field Sampling	Total/NA
Field pH	4.93				SU	1		Field Sampling	Total/NA
Field Conductivity	55				umhos/cm	1		Field Sampling	Total/NA
Field Temperature	23.9				Degrees C	1		Field Sampling	Total/NA
Field Turbidity	4.14				NTU	1		Field Sampling	Total/NA
Field Dissolved Oxygen	0.6				mg/L	1		Field Sampling	Total/NA

Analyte	Result	Qualifier	RL	MDL	Unit	Dil Fac	D	Method	Prep Type
Aluminum	62	I	100	18	ug/L	1		6010B	Total Recoverable
Barium	17		10	0.58	ug/L	1		6010B	Total Recoverable
Manganese	21		10	0.25	ug/L	1		6010B	Total Recoverable
Nickel	2.5	I	40	1.3	ug/L	1		6010B	Total Recoverable
Iron	27	I	100	22	ug/L	1		6010B	Total Recoverable
Zinc	160		20	4.5	ug/L	1		6010B	Total Recoverable
Sodium	1.0		1.0	0.092	mg/L	1		6010B	Total Recoverable
Beryllium	0.091	I	1.0	0.080	ug/L	1		6020	Total Recoverable
Chloride	1.8	I	3.0	0.25	mg/L	1		300.0	Total/NA
Nitrate as N	2.0		0.50	0.042	mg/L	1		300.0	Total/NA
Ammonia as N	0.10	V	0.10	0.022	mg/L	1		350.1	Total/NA
Total Dissolved Solids	40		10	4.7	mg/L	1		SM 2540C	Total/NA

Client Sample ID: MW-4B — Lab Sample ID: 280-30751-4

Analyte	Result	Qualifier	NONE	NONE	Unit	Dil Fac	D	Method	Prep Type
Groundwater Elevation	47.91				ft/msl	1		Field Sampling	Total/NA
Field pH	5.35				SU	1		Field Sampling	Total/NA
Field Conductivity	39				umhos/cm	1		Field Sampling	Total/NA
Field Temperature	23.6				Degrees C	1		Field Sampling	Total/NA
Field Turbidity	3.03				NTU	1		Field Sampling	Total/NA
Field Dissolved Oxygen	0.6				mg/L	1		Field Sampling	Total/NA

Analyte	Result	Qualifier	RL	MDL	Unit	Dil Fac	D	Method	Prep Type
Aluminum	26	I	100	18	ug/L	1		6010B	Total Recoverable
Barium	11		10	0.58	ug/L	1		6010B	Total Recoverable
Manganese	8.3	I	10	0.25	ug/L	1		6010B	Total Recoverable
Nickel	2.0	I	40	1.3	ug/L	1		6010B	Total Recoverable
Zinc	5.1	I	20	4.5	ug/L	1		6010B	Total Recoverable

Client Sample ID: MW-4B (Continued) — Lab Sample ID: 280-30751-4

Analyte	Result	Qualifier	RL	MDL	Unit	Dil Fac	D	Method	Prep Type
Silver	1.0	I	10	0.93	ug/L	1		6010B	Total Recoverable
Sodium	1.1		1.0	0.092	mg/L	1		6010B	Total Recoverable
Chloride	2.6	I	3.0	0.25	mg/L	1		300.0	Total/NA
Nitrate as N	1.9		0.50	0.042	mg/L	1		300.0	Total/NA
Ammonia as N	0.049	I V	0.10	0.022	mg/L	1		350.1	Total/NA

Client Sample ID: MW-3A — Lab Sample ID: 280-30751-5

Analyte	Result	Qualifier	NONE	NONE	Unit	Dil Fac	D	Method	Prep Type
Groundwater Elevation	46.99				ft/msl	1		Field Sampling	Total/NA
Field pH	5.33				SU	1		Field Sampling	Total/NA
Field Conductivity	92				umhos/cm	1		Field Sampling	Total/NA
Field Temperature	23.6				Degrees C	1		Field Sampling	Total/NA
Field Turbidity	4.92				NTU	1		Field Sampling	Total/NA
Field Dissolved Oxygen	5.0				mg/L	1		Field Sampling	Total/NA

Analyte	Result	Qualifier	RL	MDL	Unit	Dil Fac	D	Method	Prep Type
Aluminum	1300		100	18	ug/L	1		6010B	Total Recoverable
Barium	36		10	0.58	ug/L	1		6010B	Total Recoverable
Manganese	1.4	I	10	0.25	ug/L	1		6010B	Total Recoverable
Chromium	2.7	I	10	0.66	ug/L	1		6010B	Total Recoverable
Iron	330		100	22	ug/L	1		6010B	Total Recoverable
Vanadium	1.7	I	10	1.1	ug/L	1		6010B	Total Recoverable
Zinc	5.2	I	20	4.5	ug/L	1		6010B	Total Recoverable
Sodium	3.1		1.0	0.092	mg/L	1		6010B	Total Recoverable
Chloride	3.3		3.0	0.25	mg/L	1		300.0	Total/NA
Nitrate as N	2.3		0.50	0.042	mg/L	1		300.0	Total/NA
Ammonia as N	0.073	I V	0.10	0.022	mg/L	1		350.1	Total/NA
Total Dissolved Solids	68		10	4.7	mg/L	1		SM 2540C	Total/NA

Client Sample ID: MW-3B — Lab Sample ID: 280-30751-6

Analyte	Result	Qualifier	NONE	NONE	Unit	Dil Fac	D	Method	Prep Type
Groundwater Elevation	47.03				ft/msl	1		Field Sampling	Total/NA
Field pH	5.67				SU	1		Field Sampling	Total/NA
Field Conductivity	151				umhos/cm	1		Field Sampling	Total/NA
Field Temperature	23.3				Degrees C	1		Field Sampling	Total/NA
Field Turbidity	5.76				NTU	1		Field Sampling	Total/NA
Field Dissolved Oxygen	4.8				mg/L	1		Field Sampling	Total/NA

Analyte	Result	Qualifier	RL	MDL	Unit	Dil Fac	D	Method	Prep Type
Aluminum	310		100	18	ug/L	1		6010B	Total Recoverable
Barium	63		10	0.58	ug/L	1		6010B	Total Recoverable
Manganese	3.3	I	10	0.25	ug/L	1		6010B	Total Recoverable

Client Sample ID: MW-3B (Continued) — Lab Sample ID: 280-30751-6

Analyte	Result	Qualifier	RL	MDL	Unit	Dil Fac	D	Method	Prep Type
Chromium	1.9	I	10	0.66	ug/L	1		6010B	Total Recoverable
Iron	110		100	22	ug/L	1		6010B	Total Recoverable
Vanadium	1.8	I	10	1.1	ug/L	1		6010B	Total Recoverable
Zinc	6.8	I	20	4.5	ug/L	1		6010B	Total Recoverable
Sodium	2.4		1.0	0.092	mg/L	1		6010B	Total Recoverable
Thallium	0.078	I	1.0	0.050	ug/L	1		6020	Total Recoverable
Chloride	3.9		3.0	0.25	mg/L	1		300.0	Total/NA
Nitrate as N	2.4		0.50	0.042	mg/L	1		300.0	Total/NA
Ammonia as N	0.055	I V	0.10	0.022	mg/L	1		350.1	Total/NA
Total Dissolved Solids	100		10	4.7	mg/L	1		SM 2540C	Total/NA

Client Sample ID: MW-FL1 — Lab Sample ID: 280-30751-7

Analyte	Result	Qualifier	NONE	NONE	Unit	Dil Fac	D	Method	Prep Type
Groundwater Elevation	47.04				ft/msl	1		Field Sampling	Total/NA
Field pH	6.53				SU	1		Field Sampling	Total/NA
Field Conductivity	328				umhos/cm	1		Field Sampling	Total/NA
Field Temperature	22.8				Degrees C	1		Field Sampling	Total/NA
Field Turbidity	17.15				NTU	1		Field Sampling	Total/NA
Field Dissolved Oxygen	1.3				mg/L	1		Field Sampling	Total/NA

Analyte	Result	Qualifier	RL	MDL	Unit	Dil Fac	D	Method	Prep Type
Aluminum	460		100	18	ug/L	1		6010B	Total Recoverable
Barium	27		10	0.58	ug/L	1		6010B	Total Recoverable
Manganese	25		10	0.25	ug/L	1		6010B	Total Recoverable
Chromium	1.7	I	10	0.66	ug/L	1		6010B	Total Recoverable
Nickel	1.8	I	40	1.3	ug/L	1		6010B	Total Recoverable
Iron	220		100	22	ug/L	1		6010B	Total Recoverable
Vanadium	1.1	I	10	1.1	ug/L	1		6010B	Total Recoverable
Zinc	5.2	I	20	4.5	ug/L	1		6010B	Total Recoverable
Sodium	9.9		1.0	0.092	mg/L	1		6010B	Total Recoverable
Arsenic	0.42	I	5.0	0.33	ug/L	1		6020	Total Recoverable
Thallium	0.20	I	1.0	0.050	ug/L	1		6020	Total Recoverable
Chloride	19		3.0	0.25	mg/L	1		300.0	Total/NA
Nitrate as N	0.91		0.50	0.042	mg/L	1		300.0	Total/NA
Ammonia as N	0.065	I V	0.10	0.022	mg/L	1		350.1	Total/NA
Total Dissolved Solids	190		10	4.7	mg/L	1		SM 2540C	Total/NA

Client Sample ID: MW-7A — Lab Sample ID: 280-30751-8

Client Sample ID: MW-7A (Continued) — Lab Sample ID: 280-30751-8

Analyte	Result	Qualifier	NONE	NONE	Unit	Dil Fac	D	Method	Prep Type
Groundwater Elevation	62.72				ft/msl	1		Field Sampling	Total/NA
Field pH	7.15				SU	1		Field Sampling	Total/NA
Field Conductivity	309				umhos/cm	1		Field Sampling	Total/NA
Field Temperature	23.0				Degrees C	1		Field Sampling	Total/NA
Field Turbidity	1.84				NTU	1		Field Sampling	Total/NA
Field Dissolved Oxygen	1.1				mg/L	1		Field Sampling	Total/NA

Analyte	Result	Qualifier	RL	MDL	Unit	Dil Fac	D	Method	Prep Type
Carbon disulfide	2.1		2.0	0.45	ug/L	1		8260B	Total/NA
Aluminum	170		100	18	ug/L	1		6010B	Total Recoverable
Barium	14		10	0.58	ug/L	1		6010B	Total Recoverable
Manganese	2.9	I	10	0.25	ug/L	1		6010B	Total Recoverable
Chromium	1.4	I	10	0.66	ug/L	1		6010B	Total Recoverable
Nickel	1.7	I	40	1.3	ug/L	1		6010B	Total Recoverable
Iron	95	I	100	22	ug/L	1		6010B	Total Recoverable
Zinc	5.1	I	20	4.5	ug/L	1		6010B	Total Recoverable
Sodium	5.9		1.0	0.092	mg/L	1		6010B	Total Recoverable
Thallium	0.077	I	1.0	0.050	ug/L	1		6020	Total Recoverable
Chloride	11		3.0	0.25	mg/L	1		300.0	Total/NA
Nitrate as N	13		2.5	0.21	mg/L	5		300.0	Total/NA
Ammonia as N	0.055	I V	0.10	0.022	mg/L	1		350.1	Total/NA
Total Dissolved Solids	270		10	4.7	mg/L	1		SM 2540C	Total/NA

Client Sample ID: MW-7B — Lab Sample ID: 280-30751-9

Analyte	Result	Qualifier	NONE	NONE	Unit	Dil Fac	D	Method	Prep Type
Groundwater Elevation	48.77				ft/msl	1		Field Sampling	Total/NA
Field pH	6.74				SU	1		Field Sampling	Total/NA
Field Conductivity	145				umhos/cm	1		Field Sampling	Total/NA
Field Temperature	22.9				Degrees C	1		Field Sampling	Total/NA
Field Turbidity	5.90				NTU	1		Field Sampling	Total/NA
Field Dissolved Oxygen	1.1				mg/L	1		Field Sampling	Total/NA

Analyte	Result	Qualifier	RL	MDL	Unit	Dil Fac	D	Method	Prep Type
Aluminum	430		100	18	ug/L	1		6010B	Total Recoverable
Barium	5.1	I	10	0.58	ug/L	1		6010B	Total Recoverable
Manganese	2.6	I	10	0.25	ug/L	1		6010B	Total Recoverable
Chromium	1.1	I	10	0.66	ug/L	1		6010B	Total Recoverable
Iron	200		100	22	ug/L	1		6010B	Total Recoverable
Zinc	6.8	I	20	4.5	ug/L	1		6010B	Total Recoverable
Sodium	6.2		1.0	0.092	mg/L	1		6010B	Total Recoverable
Arsenic	1.0	I	5.0	0.33	ug/L	1		6020	Total Recoverable

Client Sample ID: MW-7B (Continued) — Lab Sample ID: 280-30751-9

Analyte	Result	Qualifier	RL	MDL	Unit	Dil Fac	D	Method	Prep Type
Chloride	4.4		3.0	0.25	mg/L	1		300.0	Total/NA
Ammonia as N	0.066	I V	0.10	0.022	mg/L	1		350.1	Total/NA
Total Dissolved Solids	90		10	4.7	mg/L	1		SM 2540C	Total/NA

Client Sample ID: MW-1A — Lab Sample ID: 280-30751-10

Analyte	Result	Qualifier	NONE	NONE	Unit	Dil Fac	D	Method	Prep Type
Groundwater Elevation	62.10				ft/msl	1		Field Sampling	Total/NA
Field pH	7.08				SU	1		Field Sampling	Total/NA
Field Conductivity	381				umhos/cm	1		Field Sampling	Total/NA
Field Temperature	22.8				Degrees C	1		Field Sampling	Total/NA
Field Turbidity	1.03				NTU	1		Field Sampling	Total/NA
Field Dissolved Oxygen	1.3				mg/L	1		Field Sampling	Total/NA

Analyte	Result	Qualifier	RL	MDL	Unit	Dil Fac	D	Method	Prep Type
Chloroform	0.18	I	1.0	0.16	ug/L	1		8260B	Total/NA
Aluminum	300		100	18	ug/L	1		6010B	Total Recoverable
Barium	22		10	0.58	ug/L	1		6010B	Total Recoverable
Manganese	1.1	I	10	0.25	ug/L	1		6010B	Total Recoverable
Cobalt	1.3	I	10	1.2	ug/L	1		6010B	Total Recoverable
Chromium	1.7	I	10	0.66	ug/L	1		6010B	Total Recoverable
Nickel	4.3	I	40	1.3	ug/L	1		6010B	Total Recoverable
Iron	120		100	22	ug/L	1		6010B	Total Recoverable
Sodium	7.2		1.0	0.092	mg/L	1		6010B	Total Recoverable
Thallium	0.053	I	1.0	0.050	ug/L	1		6020	Total Recoverable
Chloride	14		3.0	0.25	mg/L	1		300.0	Total/NA
Nitrate as N	11	Q	2.5	0.21	mg/L	5		300.0	Total/NA
Ammonia as N	0.063	I V	0.10	0.022	mg/L	1		350.1	Total/NA
Total Dissolved Solids	310		10	4.7	mg/L	1		SM 2540C	Total/NA

Client Sample ID: MW-1B — Lab Sample ID: 280-30751-11

Analyte	Result	Qualifier	NONE	NONE	Unit	Dil Fac	D	Method	Prep Type
Groundwater Elevation	50.52				ft/msl	1		Field Sampling	Total/NA
Field pH	7.56				SU	1		Field Sampling	Total/NA
Field Conductivity	172				umhos/cm	1		Field Sampling	Total/NA
Field Temperature	23.0				Degrees C	1		Field Sampling	Total/NA
Field Turbidity	2.47				NTU	1		Field Sampling	Total/NA
Field Dissolved Oxygen	0.2				mg/L	1		Field Sampling	Total/NA

Analyte	Result	Qualifier	RL	MDL	Unit	Dil Fac	D	Method	Prep Type
Barium	8.1	I	10	0.58	ug/L	1		6010B	Total Recoverable
Manganese	0.96	I	10	0.25	ug/L	1		6010B	Total Recoverable
Zinc	6.6	I	20	4.5	ug/L	1		6010B	Total Recoverable
Sodium	4.7		1.0	0.092	mg/L	1		6010B	Total Recoverable

Client Sample ID: MW-1B (Continued) — Lab Sample ID: 280-30751-11

Analyte	Result	Qualifier	RL	MDL	Unit	Dil Fac	D	Method	Prep Type
Arsenic	2.9	I	5.0	0.33	ug/L	1		6020	Total Recoverable
Chloride	6.8		3.0	0.25	mg/L	1		300.0	Total/NA
Ammonia as N	0.062	I V	0.10	0.022	mg/L	1		350.1	Total/NA
Total Dissolved Solids	100		10	4.7	mg/L	1		SM 2540C	Total/NA

Client Sample ID: MW-FL3 — Lab Sample ID: 280-30751-12

Analyte	Result	Qualifier	NONE	NONE	Unit	Dil Fac	D	Method	Prep Type
Groundwater Elevation	46.80				ft/msl	1		Field Sampling	Total/NA
Field pH	7.07				SU	1		Field Sampling	Total/NA
Field Conductivity	248				umhos/cm	1		Field Sampling	Total/NA
Field Temperature	22.8				Degrees C	1		Field Sampling	Total/NA
Field Turbidity	5.37				NTU	1		Field Sampling	Total/NA
Field Dissolved Oxygen	0.0				mg/L	1		Field Sampling	Total/NA

Analyte	Result	Qualifier	RL	MDL	Unit	Dil Fac	D	Method	Prep Type
Aluminum	280		100	18	ug/L	1		6010B	Total Recoverable
Barium	25		10	0.58	ug/L	1		6010B	Total Recoverable
Manganese	32		10	0.25	ug/L	1		6010B	Total Recoverable
Chromium	0.95	I	10	0.66	ug/L	1		6010B	Total Recoverable
Iron	160		100	22	ug/L	1		6010B	Total Recoverable
Zinc	7.6	I	20	4.5	ug/L	1		6010B	Total Recoverable
Sodium	5.0		1.0	0.092	mg/L	1		6010B	Total Recoverable
Arsenic	0.61	I	5.0	0.33	ug/L	1		6020	Total Recoverable
Thallium	0.060	I	1.0	0.050	ug/L	1		6020	Total Recoverable
Chloride	9.5		3.0	0.25	mg/L	1		300.0	Total/NA
Ammonia as N	0.068	I V	0.10	0.022	mg/L	1		350.1	Total/NA
Total Dissolved Solids	190		10	4.7	mg/L	1		SM 2540C	Total/NA

Client Sample ID: TRIP BLANK — Lab Sample ID: 280-30751-13

Analyte	Result	Qualifier	RL	MDL	Unit	Dil Fac	D	Method	Prep Type
Methylene Chloride	0.47	I V	2.0	0.32	ug/L	1		8260B	Total/NA

Client Sample ID: MW-6AR — Lab Sample ID: 280-30779-1

Analyte	Result	Qualifier	NONE	NONE	Unit	Dil Fac	D	Method	Prep Type
Field pH	4.82				SU	1		Field Sampling	Total/NA
Field Conductivity	219				umhos/cm	1		Field Sampling	Total/NA
Field Temperature	23.7				Degrees C	1		Field Sampling	Total/NA
Field Turbidity	1.91				NTU	1		Field Sampling	Total/NA
Field Dissolved Oxygen	5.9				mg/L	1		Field Sampling	Total/NA

Analyte	Result	Qualifier	RL	MDL	Unit	Dil Fac	D	Method	Prep Type
Aluminum	180		100	18	ug/L	1		6010B	Total Recoverable
Barium	21		10	0.58	ug/L	1		6010B	Total Recoverable

Client Sample ID: MW-6AR (Continued) — Lab Sample ID: 280-30779-1

Analyte	Result	Qualifier	RL	MDL	Unit	Dil Fac	D	Method	Prep Type
Manganese	12		10	0.25	ug/L	1		6010B	Total Recoverable
Chromium	1.5	I	10	0.66	ug/L	1		6010B	Total Recoverable
Iron	76	I	100	22	ug/L	1		6010B	Total Recoverable
Zinc	5.3	I	20	4.5	ug/L	1		6010B	Total Recoverable
Sodium	12		1.0	0.092	mg/L	1		6010B	Total Recoverable
Thallium	0.063	I	1.0	0.050	ug/L	1		6020	Total Recoverable
Chloride	24		3.0	0.25	mg/L	1		300.0	Total/NA
Nitrate as N	12		2.5	0.21	mg/L	5		300.0	Total/NA
Ammonia as N	0.051	I V	0.10	0.022	mg/L	1		350.1	Total/NA
Total Dissolved Solids	180		10	4.7	mg/L	1		SM 2540C	Total/NA

Client Sample ID: Equipment Blank — Lab Sample ID: 280-30779-2

Analyte	Result	Qualifier	NONE	NONE	Unit	Dil Fac	D	Method	Prep Type
Field pH	8.71				SU	1		Field Sampling	Total/NA
Field Conductivity	3				umhos/cm	1		Field Sampling	Total/NA
Field Temperature	24.2				Degrees C	1		Field Sampling	Total/NA
Field Turbidity	0.04				NTU	1		Field Sampling	Total/NA
Field Dissolved Oxygen	3.0				mg/L	1		Field Sampling	Total/NA

Analyte	Result	Qualifier	RL	MDL	Unit	Dil Fac	D	Method	Prep Type
Silver	1.0	I	10	0.93	ug/L	1		6010B	Total Recoverable
Sodium	0.14	I	1.0	0.092	mg/L	1		6010B	Total Recoverable
Ammonia as N	0.081	I V	0.10	0.022	mg/L	1		350.1	Total/NA

Client Sample ID: MW-6BR — Lab Sample ID: 280-30779-3

Analyte	Result	Qualifier	NONE	NONE	Unit	Dil Fac	D	Method	Prep Type
Groundwater Elevation	47.76				ft/msl	1		Field Sampling	Total/NA
Field pH	7.33				SU	1		Field Sampling	Total/NA
Field Conductivity	302				umhos/cm	1		Field Sampling	Total/NA
Field Temperature	23.0				Degrees C	1		Field Sampling	Total/NA
Field Turbidity	2.34				NTU	1		Field Sampling	Total/NA
Field Dissolved Oxygen	2.2				mg/L	1		Field Sampling	Total/NA

Analyte	Result	Qualifier	RL	MDL	Unit	Dil Fac	D	Method	Prep Type
Chloroform	0.45	I	1.0	0.16	ug/L	1		8260B	Total/NA
Aluminum	250		100	18	ug/L	1		6010B	Total Recoverable
Barium	9.1	I	10	0.58	ug/L	1		6010B	Total Recoverable
Manganese	16		10	0.25	ug/L	1		6010B	Total Recoverable
Chromium	7.7	I	10	0.66	ug/L	1		6010B	Total Recoverable
Nickel	1.5	I	40	1.3	ug/L	1		6010B	Total Recoverable
Iron	180		100	22	ug/L	1		6010B	Total Recoverable
Vanadium	2.0	I	10	1.1	ug/L	1		6010B	Total Recoverable

Client Sample ID: MW-6BR (Continued) — Lab Sample ID: 280-30779-3

Analyte	Result	Qualifier	RL	MDL	Unit	Dil Fac	D	Method	Prep Type
Silver	1.1	I	10	0.93	ug/L	1		6010B	Total Recoverable
Sodium	7.8		1.0	0.092	mg/L	1		6010B	Total Recoverable
Arsenic	0.97	I	5.0	0.33	ug/L	1		6020	Total Recoverable
Thallium	0.22	I	1.0	0.050	ug/L	1		6020	Total Recoverable
Chloride	22		3.0	0.25	mg/L	1		300.0	Total/NA
Nitrate as N	3.5		0.50	0.042	mg/L	1		300.0	Total/NA
Ammonia as N	0.065	I V	0.10	0.022	mg/L	1		350.1	Total/NA
Total Dissolved Solids	160		10	4.7	mg/L	1		SM 2540C	Total/NA

Client Sample ID: MW-FL2R — Lab Sample ID: 280-30779-4

Analyte	Result	Qualifier	NONE	NONE	Unit	Dil Fac	D	Method	Prep Type
Groundwater Elevation	48.44				ft/msl	1		Field Sampling	Total/NA
Field pH	10.24				SU	1		Field Sampling	Total/NA
Field Conductivity	291				umhos/cm	1		Field Sampling	Total/NA
Field Temperature	22.7				Degrees C	1		Field Sampling	Total/NA
Field Turbidity	5.91				NTU	1		Field Sampling	Total/NA
Field Dissolved Oxygen	1.8				mg/L	1		Field Sampling	Total/NA

Analyte	Result	Qualifier	RL	MDL	Unit	Dil Fac	D	Method	Prep Type
Aluminum	2300		100	18	ug/L	1		6010B	Total Recoverable
Barium	16		10	0.58	ug/L	1		6010B	Total Recoverable
Manganese	1.9	I	10	0.25	ug/L	1		6010B	Total Recoverable
Chromium	15		10	0.66	ug/L	1		6010B	Total Recoverable
Iron	280		100	22	ug/L	1		6010B	Total Recoverable
Vanadium	19		10	1.1	ug/L	1		6010B	Total Recoverable
Zinc	4.7	I	20	4.5	ug/L	1		6010B	Total Recoverable
Silver	0.97	I	10	0.93	ug/L	1		6010B	Total Recoverable
Sodium	1.6		1.0	0.092	mg/L	1		6010B	Total Recoverable
Antimony	0.68	I	2.0	0.40	ug/L	1		6020	Total Recoverable
Arsenic	2.9	I	5.0	0.33	ug/L	1		6020	Total Recoverable
Chloride	5.9		3.0	0.25	mg/L	1		300.0	Total/NA
Nitrate as N	0.40	I	0.50	0.042	mg/L	1		300.0	Total/NA
Ammonia as N	0.071	I V	0.10	0.022	mg/L	1		350.1	Total/NA
Total Dissolved Solids	150		10	4.7	mg/L	1		SM 2540C	Total/NA

Client Sample ID: MW-2B — Lab Sample ID: 280-30779-5

Analyte	Result	Qualifier	NONE	NONE	Unit	Dil Fac	D	Method	Prep Type
Groundwater Elevation	47.07				ft/msl	1		Field Sampling	Total/NA
Field pH	7.76				SU	1		Field Sampling	Total/NA
Field Conductivity	153				umhos/cm	1		Field Sampling	Total/NA
Field Temperature	23.4				Degrees C	1		Field Sampling	Total/NA

Client Sample ID: MW-2B (Continued) — Lab Sample ID: 280-30779-5

Analyte	Result	Qualifier	NONE	NONE	Unit	Dil Fac	D	Method	Prep Type
Field Turbidity	6.69				NTU	1		Field Sampling	Total/NA
Field Dissolved Oxygen	0.1				mg/L	1		Field Sampling	Total/NA

Analyte	Result	Qualifier	RL	MDL	Unit	Dil Fac	D	Method	Prep Type
Aluminum	540		100	18	ug/L	1		6010B	Total Recoverable
Barium	8.5	I	10	0.58	ug/L	1		6010B	Total Recoverable
Manganese	1.6	I	10	0.25	ug/L	1		6010B	Total Recoverable
Chromium	1.8	I	10	0.66	ug/L	1		6010B	Total Recoverable
Iron	150		100	22	ug/L	1		6010B	Total Recoverable
Vanadium	1.8	I	10	1.1	ug/L	1		6010B	Total Recoverable
Sodium	5.2		1.0	0.092	mg/L	1		6010B	Total Recoverable
Arsenic	0.35	I	5.0	0.33	ug/L	1		6020	Total Recoverable
Chloride	5.3		3.0	0.25	mg/L	1		300.0	Total/NA
Nitrate as N	0.53		0.50	0.042	mg/L	1		300.0	Total/NA
Ammonia as N	0.066	I V	0.10	0.022	mg/L	1		350.1	Total/NA
Total Dissolved Solids	80		10	4.7	mg/L	1		SM 2540C	Total/NA

Client Sample ID: MW-8R — Lab Sample ID: 280-30779-6

Analyte	Result	Qualifier	NONE	NONE	Unit	Dil Fac	D	Method	Prep Type
Groundwater Elevation	49.54				ft/msl	1		Field Sampling	Total/NA
Field pH	6.84				SU	1		Field Sampling	Total/NA
Field Conductivity	191				umhos/cm	1		Field Sampling	Total/NA
Field Temperature	22.6				Degrees C	1		Field Sampling	Total/NA
Field Turbidity	3.83				NTU	1		Field Sampling	Total/NA
Field Dissolved Oxygen	2.2				mg/L	1		Field Sampling	Total/NA

Analyte	Result	Qualifier	RL	MDL	Unit	Dil Fac	D	Method	Prep Type
Carbon disulfide	0.75	I	2.0	0.45	ug/L	1		8260B	Total/NA
Aluminum	1000		100	18	ug/L	1		6010B	Total Recoverable
Barium	18		10	0.58	ug/L	1		6010B	Total Recoverable
Manganese	5.1	I	10	0.25	ug/L	1		6010B	Total Recoverable
Chromium	2.9	I	10	0.66	ug/L	1		6010B	Total Recoverable
Copper	6.4	I	15	1.4	ug/L	1		6010B	Total Recoverable
Iron	650		100	22	ug/L	1		6010B	Total Recoverable
Vanadium	2.0	I	10	1.1	ug/L	1		6010B	Total Recoverable
Zinc	19	I	20	4.5	ug/L	1		6010B	Total Recoverable
Sodium	16		1.0	0.092	mg/L	1		6010B	Total Recoverable
Antimony	2.8		2.0	0.40	ug/L	1		6020	Total Recoverable
Arsenic	0.92	I	5.0	0.33	ug/L	1		6020	Total Recoverable

Client Sample ID: MW-8R (Continued) — Lab Sample ID: 280-30779-6

Analyte	Result	Qualifier	RL	MDL	Unit	Dil Fac	D	Method	Prep Type
Thallium	0.058	I	1.0	0.050	ug/L	1		6020	Total Recoverable
Chloride	4.5		3.0	0.25	mg/L	1		300.0	Total/NA
Nitrate as N	1.8		0.50	0.042	mg/L	1		300.0	Total/NA
Ammonia as N	0.067	I V	0.10	0.022	mg/L	1		350.1	Total/NA
Total Dissolved Solids	110		10	4.7	mg/L	1		SM 2540C	Total/NA

Client Sample ID: TRIP BLANK1 — Lab Sample ID: 280-30779-7

No Detections

Method Summary

Client: Waste Management
Project/Site: FL26|Vista

TestAmerica Job ID: 280-30751-1

Method	Method Description	Protocol	Laboratory
8260B	Volatile Organic Compounds (GC/MS)	SW846	TAL DEN
504.1	EDB, DBCP and 1,2,3-TCP (GC)	EPA-DW	TAL DEN
6010B	Metals (ICP)	SW846	TAL DEN
6020	Metals (ICP/MS)	SW846	TAL DEN
7470A	Mercury (CVAA)	SW846	TAL DEN
300.0	Anions, Ion Chromatography	MCAWW	TAL DEN
350.1	Nitrogen, Ammonia	MCAWW	TAL DEN
SM 2120B	Color, Colorimetric	SM	TAL DEN
SM 2540C	Solids, Total Dissolved (TDS)	SM	TAL DEN
Field Sampling	Field Sampling	EPA	TAL DEN

Protocol References:

EPA = US Environmental Protection Agency

EPA-DW = "Methods For The Determination Of Organic Compounds In Drinking Water", EPA/600/4-88/039, December 1988 And Its Supplements.

MCAWW = "Methods For Chemical Analysis Of Water And Wastes", EPA-600/4-79-020, March 1983 And Subsequent Revisions.

SM = "Standard Methods For The Examination Of Water And Wastewater",

SW846 = "Test Methods For Evaluating Solid Waste, Physical/Chemical Methods", Third Edition, November 1986 And Its Updates.

Laboratory References:

TAL DEN = TestAmerica Denver, 4955 Yarrow Street, Arvada, CO 80002, TEL (303)736-0100

Sample Summary

Client: Waste Management
Project/Site: FL26|Vista

TestAmerica Job ID: 280-30751-1

Lab Sample ID	Client Sample ID	Matrix	Collected	Received
280-30751-1	MW-5A	Water	07/05/12 14:39	07/06/12 10:00
280-30751-2	MW-5B	Water	07/05/12 14:09	07/06/12 10:00
280-30751-3	MW-4A	Water	07/05/12 13:33	07/06/12 10:00
280-30751-4	MW-4B	Water	07/05/12 13:01	07/06/12 10:00
280-30751-5	MW-3A	Water	07/05/12 12:26	07/06/12 10:00
280-30751-6	MW-3B	Water	07/05/12 11:56	07/06/12 10:00
280-30751-7	MW-FL1	Water	07/05/12 11:23	07/06/12 10:00
280-30751-8	MW-7A	Water	07/05/12 10:45	07/06/12 10:00
280-30751-9	MW-7B	Water	07/05/12 10:14	07/06/12 10:00
280-30751-10	MW-1A	Water	07/05/12 09:06	07/06/12 10:00
280-30751-11	MW-1B	Water	07/05/12 09:39	07/06/12 10:00
280-30751-12	MW-FL3	Water	07/05/12 08:27	07/06/12 10:00
280-30751-13	TRIP BLANK	Water	07/05/12 08:27	07/06/12 10:00
280-30779-1	MW-6AR	Water	07/06/12 10:06	07/07/12 08:45
280-30779-2	Equipment Blank	Water	07/06/12 10:03	07/07/12 08:45
280-30779-3	MW-6BR	Water	07/06/12 09:30	07/07/12 08:45
280-30779-4	MW-FL2R	Water	07/06/12 08:56	07/07/12 08:45
280-30779-5	MW-2B	Water	07/06/12 08:17	07/07/12 08:45
280-30779-6	MW-8R	Water	07/06/12 07:40	07/07/12 08:45
280-30779-7	TRIP BLANK1	Water	07/06/12 07:40	07/07/12 08:45

Method: 8260B - Volatile Organic Compounds (GC/MS)

Client Sample ID: MW-5A
Date Collected: 07/05/12 14:39
Date Received: 07/06/12 10:00

Lab Sample ID: 280-30751-1
Matrix: Water

Analyte	Result	Qualifier	RL	MDL	Unit	D	Prepared	Analyzed	Dil Fac
Acetone	1.9	U	20	1.9	ug/L			07/11/12 02:12	1
Acrylonitrile	1.4	U	20	1.4	ug/L			07/11/12 02:12	1
Benzene	0.16	U	1.0	0.16	ug/L			07/11/12 02:12	1
Bromochloromethane	0.10	U	1.0	0.10	ug/L			07/11/12 02:12	1
Bromodichloromethane	0.17	U	1.0	0.17	ug/L			07/11/12 02:12	1
Bromoform	0.19	U	1.0	0.19	ug/L			07/11/12 02:12	1
Bromomethane	0.21	U	2.0	0.21	ug/L			07/11/12 02:12	1
Carbon disulfide	0.45	U	2.0	0.45	ug/L			07/11/12 02:12	1
Carbon tetrachloride	0.19	U	1.0	0.19	ug/L			07/11/12 02:12	1
Chlorobenzene	0.17	U	1.0	0.17	ug/L			07/11/12 02:12	1
Dibromochloromethane	0.17	U	1.0	0.17	ug/L			07/11/12 02:12	1
Chloroethane	0.41	U	2.0	0.41	ug/L			07/11/12 02:12	1
Chloroform	0.16	U	1.0	0.16	ug/L			07/11/12 02:12	1
Dibromomethane	0.17	U	1.0	0.17	ug/L			07/11/12 02:12	1
1,2-Dichlorobenzene	0.15	U	1.0	0.15	ug/L			07/11/12 02:12	1
1,4-Dichlorobenzene	0.16	U	1.0	0.16	ug/L			07/11/12 02:12	1
trans-1,4-Dichloro-2-butene	0.80	U	3.0	0.80	ug/L			07/11/12 02:12	1
1,1-Dichloroethane	0.22	U	1.0	0.22	ug/L			07/11/12 02:12	1
1,2-Dichloroethane	0.13	U	1.0	0.13	ug/L			07/11/12 02:12	1
cis-1,2-Dichloroethene	0.15	U	1.0	0.15	ug/L			07/11/12 02:12	1
trans-1,2-Dichloroethene	0.15	U	1.0	0.15	ug/L			07/11/12 02:12	1
1,1-Dichloroethene	0.23	U	1.0	0.23	ug/L			07/11/12 02:12	1
1,2-Dichloropropane	0.18	U	1.0	0.18	ug/L			07/11/12 02:12	1
cis-1,3-Dichloropropene	0.16	U	1.0	0.16	ug/L			07/11/12 02:12	1
trans-1,3-Dichloropropene	0.19	U	3.0	0.19	ug/L			07/11/12 02:12	1
Ethylbenzene	0.16	U	1.0	0.16	ug/L			07/11/12 02:12	1
2-Hexanone	1.7	U	5.0	1.7	ug/L			07/11/12 02:12	1
Iodomethane	0.23	U	1.0	0.23	ug/L			07/11/12 02:12	1
Methylene Chloride	0.32	U	2.0	0.32	ug/L			07/11/12 02:12	1
4-Methyl-2-pentanone (MIBK)	0.98	U	5.0	0.98	ug/L			07/11/12 02:12	1
Styrene	0.17	U	1.0	0.17	ug/L			07/11/12 02:12	1
1,1,1,2-Tetrachloroethane	0.21	U	1.0	0.21	ug/L			07/11/12 02:12	1
1,1,2,2-Tetrachloroethane	0.21	U	1.0	0.21	ug/L			07/11/12 02:12	1
Tetrachloroethene	0.20	U	1.0	0.20	ug/L			07/11/12 02:12	1
1,1,1-Trichloroethane	0.16	U	1.0	0.16	ug/L			07/11/12 02:12	1
1,1,2-Trichloroethane	0.27	U	1.0	0.27	ug/L			07/11/12 02:12	1
Trichloroethene	0.16	U	1.0	0.16	ug/L			07/11/12 02:12	1
Trichlorofluoromethane	0.29	U	2.0	0.29	ug/L			07/11/12 02:12	1
1,2,3-Trichloropropane	0.33	U	2.5	0.33	ug/L			07/11/12 02:12	1
Vinyl acetate	0.94	U	3.0	0.94	ug/L			07/11/12 02:12	1
Vinyl chloride	0.10	U	1.0	0.10	ug/L			07/11/12 02:12	1
Xylenes (total)	0.19	U	2.0	0.19	ug/L			07/11/12 02:12	1
Chloromethane	0.30	U	2.0	0.30	ug/L			07/11/12 02:12	1
2-Butanone (MEK)	2.0	U	6.0	2.0	ug/L			07/11/12 02:12	1
Toluene	0.17	U	1.0	0.17	ug/L			07/11/12 02:12	1

Surrogate	*%Recovery*	*Qualifier*	*Limits*	*Prepared*	*Analyzed*	*Dil Fac*
1,2-Dichloroethane-d4 (Surr)	*104*		*70 - 127*		*07/11/12 02:12*	*1*
Toluene-d8 (Surr)	*112*		*80 - 125*		*07/11/12 02:12*	*1*
4-Bromofluorobenzene (Surr)	*101*		*78 - 120*		*07/11/12 02:12*	*1*
Dibromofluoromethane (Surr)	*107*		*77 - 120*		*07/11/12 02:12*	*1*

Method: 8260B - Volatile Organic Compounds (GC/MS)

Client Sample ID: MW-5B
Date Collected: 07/05/12 14:09
Date Received: 07/06/12 10:00

Lab Sample ID: 280-30751-2
Matrix: Water

Analyte	Result	Qualifier	RL	MDL	Unit	D	Prepared	Analyzed	Dil Fac
Acetone	1.9	U	20	1.9	ug/L			07/11/12 02:35	1
Acrylonitrile	1.4	U	20	1.4	ug/L			07/11/12 02:35	1
Benzene	0.16	U	1.0	0.16	ug/L			07/11/12 02:35	1
Bromochloromethane	0.10	U	1.0	0.10	ug/L			07/11/12 02:35	1
Bromodichloromethane	0.17	U	1.0	0.17	ug/L			07/11/12 02:35	1
Bromoform	0.19	U	1.0	0.19	ug/L			07/11/12 02:35	1
Bromomethane	0.21	U	2.0	0.21	ug/L			07/11/12 02:35	1
Carbon disulfide	0.45	U	2.0	0.45	ug/L			07/11/12 02:35	1
Carbon tetrachloride	0.19	U	1.0	0.19	ug/L			07/11/12 02:35	1
Chlorobenzene	0.17	U	1.0	0.17	ug/L			07/11/12 02:35	1
Dibromochloromethane	0.17	U	1.0	0.17	ug/L			07/11/12 02:35	1
Chloroethane	0.41	U	2.0	0.41	ug/L			07/11/12 02:35	1
Chloroform	0.16	U	1.0	0.16	ug/L			07/11/12 02:35	1
Dibromomethane	0.17	U	1.0	0.17	ug/L			07/11/12 02:35	1
1,2-Dichlorobenzene	0.15	U	1.0	0.15	ug/L			07/11/12 02:35	1
1,4-Dichlorobenzene	0.16	U	1.0	0.16	ug/L			07/11/12 02:35	1
trans-1,4-Dichloro-2-butene	0.80	U	3.0	0.80	ug/L			07/11/12 02:35	1
1,1-Dichloroethane	0.22	U	1.0	0.22	ug/L			07/11/12 02:35	1
1,2-Dichloroethane	0.13	U	1.0	0.13	ug/L			07/11/12 02:35	1
cis-1,2-Dichloroethene	0.15	U	1.0	0.15	ug/L			07/11/12 02:35	1
trans-1,2-Dichloroethene	0.15	U	1.0	0.15	ug/L			07/11/12 02:35	1
1,1-Dichloroethene	0.23	U	1.0	0.23	ug/L			07/11/12 02:35	1
1,2-Dichloropropane	0.18	U	1.0	0.18	ug/L			07/11/12 02:35	1
cis-1,3-Dichloropropene	0.16	U	1.0	0.16	ug/L			07/11/12 02:35	1
trans-1,3-Dichloropropene	0.19	U	3.0	0.19	ug/L			07/11/12 02:35	1
Ethylbenzene	0.16	U	1.0	0.16	ug/L			07/11/12 02:35	1
2-Hexanone	1.7	U	5.0	1.7	ug/L			07/11/12 02:35	1
Iodomethane	0.23	U	1.0	0.23	ug/L			07/11/12 02:35	1
Methylene Chloride	0.32	U	2.0	0.32	ug/L			07/11/12 02:35	1
4-Methyl-2-pentanone (MIBK)	0.98	U	5.0	0.98	ug/L			07/11/12 02:35	1
Styrene	0.17	U	1.0	0.17	ug/L			07/11/12 02:35	1
1,1,1,2-Tetrachloroethane	0.21	U	1.0	0.21	ug/L			07/11/12 02:35	1
1,1,2,2-Tetrachloroethane	0.21	U	1.0	0.21	ug/L			07/11/12 02:35	1
Tetrachloroethene	0.20	U	1.0	0.20	ug/L			07/11/12 02:35	1
1,1,1-Trichloroethane	0.16	U	1.0	0.16	ug/L			07/11/12 02:35	1
1,1,2-Trichloroethane	0.27	U	1.0	0.27	ug/L			07/11/12 02:35	1
Trichloroethene	0.16	U	1.0	0.16	ug/L			07/11/12 02:35	1
Trichlorofluoromethane	0.29	U	2.0	0.29	ug/L			07/11/12 02:35	1
1,2,3-Trichloropropane	0.33	U	2.5	0.33	ug/L			07/11/12 02:35	1
Vinyl acetate	0.94	U	3.0	0.94	ug/L			07/11/12 02:35	1
Vinyl chloride	0.10	U	1.0	0.10	ug/L			07/11/12 02:35	1
Xylenes (total)	0.19	U	2.0	0.19	ug/L			07/11/12 02:35	1
Chloromethane	0.30	U	2.0	0.30	ug/L			07/11/12 02:35	1
2-Butanone (MEK)	2.0	U	6.0	2.0	ug/L			07/11/12 02:35	1
Toluene	0.17	U	1.0	0.17	ug/L			07/11/12 02:35	1

Surrogate	*%Recovery*	*Qualifier*	*Limits*	*Prepared*	*Analyzed*	*Dil Fac*
1,2-Dichloroethane-d4 (Surr)	*109*		*70 - 127*		*07/11/12 02:35*	*1*
Toluene-d8 (Surr)	*116*		*80 - 125*		*07/11/12 02:35*	*1*
4-Bromofluorobenzene (Surr)	*107*		*78 - 120*		*07/11/12 02:35*	*1*
Dibromofluoromethane (Surr)	*111*		*77 - 120*		*07/11/12 02:35*	*1*

Method: 8260B - Volatile Organic Compounds (GC/MS)

Client Sample ID: MW-4A
Date Collected: 07/05/12 13:33
Date Received: 07/06/12 10:00

Lab Sample ID: 280-30751-3
Matrix: Water

Analyte	Result	Qualifier	RL	MDL	Unit	D	Prepared	Analyzed	Dil Fac
Acetone	1.9	U	20	1.9	ug/L			07/11/12 02:55	1
Acrylonitrile	1.4	U	20	1.4	ug/L			07/11/12 02:55	1
Benzene	0.16	U	1.0	0.16	ug/L			07/11/12 02:55	1
Bromochloromethane	0.10	U	1.0	0.10	ug/L			07/11/12 02:55	1
Bromodichloromethane	0.17	U	1.0	0.17	ug/L			07/11/12 02:55	1
Bromoform	0.19	U	1.0	0.19	ug/L			07/11/12 02:55	1
Bromomethane	0.21	U	2.0	0.21	ug/L			07/11/12 02:55	1
Carbon disulfide	0.45	U	2.0	0.45	ug/L			07/11/12 02:55	1
Carbon tetrachloride	0.19	U	1.0	0.19	ug/L			07/11/12 02:55	1
Chlorobenzene	0.17	U	1.0	0.17	ug/L			07/11/12 02:55	1
Dibromochloromethane	0.17	U	1.0	0.17	ug/L			07/11/12 02:55	1
Chloroethane	0.41	U	2.0	0.41	ug/L			07/11/12 02:55	1
Chloroform	0.16	U	1.0	0.16	ug/L			07/11/12 02:55	1
Dibromomethane	0.17	U	1.0	0.17	ug/L			07/11/12 02:55	1
1,2-Dichlorobenzene	0.15	U	1.0	0.15	ug/L			07/11/12 02:55	1
1,4-Dichlorobenzene	0.16	U	1.0	0.16	ug/L			07/11/12 02:55	1
trans-1,4-Dichloro-2-butene	0.80	U	3.0	0.80	ug/L			07/11/12 02:55	1
1,1-Dichloroethane	0.22	U	1.0	0.22	ug/L			07/11/12 02:55	1
1,2-Dichloroethane	0.13	U	1.0	0.13	ug/L			07/11/12 02:55	1
cis-1,2-Dichloroethene	0.15	U	1.0	0.15	ug/L			07/11/12 02:55	1
trans-1,2-Dichloroethene	0.15	U	1.0	0.15	ug/L			07/11/12 02:55	1
1,1-Dichloroethene	0.23	U	1.0	0.23	ug/L			07/11/12 02:55	1
1,2-Dichloropropane	0.18	U	1.0	0.18	ug/L			07/11/12 02:55	1
cis-1,3-Dichloropropene	0.16	U	1.0	0.16	ug/L			07/11/12 02:55	1
trans-1,3-Dichloropropene	0.19	U	3.0	0.19	ug/L			07/11/12 02:55	1
Ethylbenzene	0.16	U	1.0	0.16	ug/L			07/11/12 02:55	1
2-Hexanone	1.7	U	5.0	1.7	ug/L			07/11/12 02:55	1
Iodomethane	0.23	U	1.0	0.23	ug/L			07/11/12 02:55	1
Methylene Chloride	0.32	U	2.0	0.32	ug/L			07/11/12 02:55	1
4-Methyl-2-pentanone (MIBK)	0.98	U	5.0	0.98	ug/L			07/11/12 02:55	1
Styrene	0.17	U	1.0	0.17	ug/L			07/11/12 02:55	1
1,1,1,2-Tetrachloroethane	0.21	U	1.0	0.21	ug/L			07/11/12 02:55	1
1,1,2,2-Tetrachloroethane	0.21	U	1.0	0.21	ug/L			07/11/12 02:55	1
Tetrachloroethene	0.20	U	1.0	0.20	ug/L			07/11/12 02:55	1
1,1,1-Trichloroethane	0.16	U	1.0	0.16	ug/L			07/11/12 02:55	1
1,1,2-Trichloroethane	0.27	U	1.0	0.27	ug/L			07/11/12 02:55	1
Trichloroethene	0.16	U	1.0	0.16	ug/L			07/11/12 02:55	1
Trichlorofluoromethane	0.29	U	2.0	0.29	ug/L			07/11/12 02:55	1
1,2,3-Trichloropropane	0.33	U	2.5	0.33	ug/L			07/11/12 02:55	1
Vinyl acetate	0.94	U	3.0	0.94	ug/L			07/11/12 02:55	1
Vinyl chloride	0.10	U	1.0	0.10	ug/L			07/11/12 02:55	1
Xylenes (total)	0.19	U	2.0	0.19	ug/L			07/11/12 02:55	1
Chloromethane	0.30	U	2.0	0.30	ug/L			07/11/12 02:55	1
2-Butanone (MEK)	2.0	U	6.0	2.0	ug/L			07/11/12 02:55	1
Toluene	0.17	U	1.0	0.17	ug/L			07/11/12 02:55	1

Surrogate	*%Recovery*	*Qualifier*	*Limits*	*Prepared*	*Analyzed*	*Dil Fac*
1,2-Dichloroethane-d4 (Surr)	*104*		*70 - 127*		*07/11/12 02:55*	*1*
Toluene-d8 (Surr)	*108*		*80 - 125*		*07/11/12 02:55*	*1*
4-Bromofluorobenzene (Surr)	*101*		*78 - 120*		*07/11/12 02:55*	*1*
Dibromofluoromethane (Surr)	*107*		*77 - 120*		*07/11/12 02:55*	*1*

Method: 8260B - Volatile Organic Compounds (GC/MS)

Client Sample ID: MW-4B
Date Collected: 07/05/12 13:01
Date Received: 07/06/12 10:00

Lab Sample ID: 280-30751-4
Matrix: Water

Analyte	Result	Qualifier	RL	MDL	Unit	D	Prepared	Analyzed	Dil Fac
Acetone	1.9	U	20	1.9	ug/L			07/11/12 03:16	1
Acrylonitrile	1.4	U	20	1.4	ug/L			07/11/12 03:16	1
Benzene	0.16	U	1.0	0.16	ug/L			07/11/12 03:16	1
Bromochloromethane	0.10	U	1.0	0.10	ug/L			07/11/12 03:16	1
Bromodichloromethane	0.17	U	1.0	0.17	ug/L			07/11/12 03:16	1
Bromoform	0.19	U	1.0	0.19	ug/L			07/11/12 03:16	1
Bromomethane	0.21	U	2.0	0.21	ug/L			07/11/12 03:16	1
Carbon disulfide	0.45	U	2.0	0.45	ug/L			07/11/12 03:16	1
Carbon tetrachloride	0.19	U	1.0	0.19	ug/L			07/11/12 03:16	1
Chlorobenzene	0.17	U	1.0	0.17	ug/L			07/11/12 03:16	1
Dibromochloromethane	0.17	U	1.0	0.17	ug/L			07/11/12 03:16	1
Chloroethane	0.41	U	2.0	0.41	ug/L			07/11/12 03:16	1
Chloroform	0.16	U	1.0	0.16	ug/L			07/11/12 03:16	1
Dibromomethane	0.17	U	1.0	0.17	ug/L			07/11/12 03:16	1
1,2-Dichlorobenzene	0.15	U	1.0	0.15	ug/L			07/11/12 03:16	1
1,4-Dichlorobenzene	0.16	U	1.0	0.16	ug/L			07/11/12 03:16	1
trans-1,4-Dichloro-2-butene	0.80	U	3.0	0.80	ug/L			07/11/12 03:16	1
1,1-Dichloroethane	0.22	U	1.0	0.22	ug/L			07/11/12 03:16	1
1,2-Dichloroethane	0.13	U	1.0	0.13	ug/L			07/11/12 03:16	1
cis-1,2-Dichloroethene	0.15	U	1.0	0.15	ug/L			07/11/12 03:16	1
trans-1,2-Dichloroethene	0.15	U	1.0	0.15	ug/L			07/11/12 03:16	1
1,1-Dichloroethene	0.23	U	1.0	0.23	ug/L			07/11/12 03:16	1
1,2-Dichloropropane	0.18	U	1.0	0.18	ug/L			07/11/12 03:16	1
cis-1,3-Dichloropropene	0.16	U	1.0	0.16	ug/L			07/11/12 03:16	1
trans-1,3-Dichloropropene	0.19	U	3.0	0.19	ug/L			07/11/12 03:16	1
Ethylbenzene	0.16	U	1.0	0.16	ug/L			07/11/12 03:16	1
2-Hexanone	1.7	U	5.0	1.7	ug/L			07/11/12 03:16	1
Iodomethane	0.23	U	1.0	0.23	ug/L			07/11/12 03:16	1
Methylene Chloride	0.32	U	2.0	0.32	ug/L			07/11/12 03:16	1
4-Methyl-2-pentanone (MIBK)	0.98	U	5.0	0.98	ug/L			07/11/12 03:16	1
Styrene	0.17	U	1.0	0.17	ug/L			07/11/12 03:16	1
1,1,1,2-Tetrachloroethane	0.21	U	1.0	0.21	ug/L			07/11/12 03:16	1
1,1,2,2-Tetrachloroethane	0.21	U	1.0	0.21	ug/L			07/11/12 03:16	1
Tetrachloroethene	0.20	U	1.0	0.20	ug/L			07/11/12 03:16	1
1,1,1-Trichloroethane	0.16	U	1.0	0.16	ug/L			07/11/12 03:16	1
1,1,2-Trichloroethane	0.27	U	1.0	0.27	ug/L			07/11/12 03:16	1
Trichloroethene	0.16	U	1.0	0.16	ug/L			07/11/12 03:16	1
Trichlorofluoromethane	0.29	U	2.0	0.29	ug/L			07/11/12 03:16	1
1,2,3-Trichloropropane	0.33	U	2.5	0.33	ug/L			07/11/12 03:16	1
Vinyl acetate	0.94	U	3.0	0.94	ug/L			07/11/12 03:16	1
Vinyl chloride	0.10	U	1.0	0.10	ug/L			07/11/12 03:16	1
Xylenes (total)	0.19	U	2.0	0.19	ug/L			07/11/12 03:16	1
Chloromethane	0.30	U	2.0	0.30	ug/L			07/11/12 03:16	1
2-Butanone (MEK)	2.0	U	6.0	2.0	ug/L			07/11/12 03:16	1
Toluene	0.17	U	1.0	0.17	ug/L			07/11/12 03:16	1

Surrogate	*%Recovery*	*Qualifier*	*Limits*	*Prepared*	*Analyzed*	*Dil Fac*
1,2-Dichloroethane-d4 (Surr)	*102*		*70 - 127*		*07/11/12 03:16*	*1*
Toluene-d8 (Surr)	*109*		*80 - 125*		*07/11/12 03:16*	*1*
4-Bromofluorobenzene (Surr)	*99*		*78 - 120*		*07/11/12 03:16*	*1*
Dibromofluoromethane (Surr)	*103*		*77 - 120*		*07/11/12 03:16*	*1*

Method: 8260B - Volatile Organic Compounds (GC/MS)

Client Sample ID: MW-3A
Date Collected: 07/05/12 12:26
Date Received: 07/06/12 10:00

Lab Sample ID: 280-30751-5
Matrix: Water

Analyte	Result	Qualifier	RL	MDL	Unit	D	Prepared	Analyzed	Dil Fac
Acetone	1.9	U	20	1.9	ug/L			07/11/12 03:37	1
Acrylonitrile	1.4	U	20	1.4	ug/L			07/11/12 03:37	1
Benzene	0.16	U	1.0	0.16	ug/L			07/11/12 03:37	1
Bromochloromethane	0.10	U	1.0	0.10	ug/L			07/11/12 03:37	1
Bromodichloromethane	0.17	U	1.0	0.17	ug/L			07/11/12 03:37	1
Bromoform	0.19	U	1.0	0.19	ug/L			07/11/12 03:37	1
Bromomethane	0.21	U	2.0	0.21	ug/L			07/11/12 03:37	1
Carbon disulfide	0.45	U	2.0	0.45	ug/L			07/11/12 03:37	1
Carbon tetrachloride	0.19	U	1.0	0.19	ug/L			07/11/12 03:37	1
Chlorobenzene	0.17	U	1.0	0.17	ug/L			07/11/12 03:37	1
Dibromochloromethane	0.17	U	1.0	0.17	ug/L			07/11/12 03:37	1
Chloroethane	0.41	U	2.0	0.41	ug/L			07/11/12 03:37	1
Chloroform	0.16	U	1.0	0.16	ug/L			07/11/12 03:37	1
Dibromomethane	0.17	U	1.0	0.17	ug/L			07/11/12 03:37	1
1,2-Dichlorobenzene	0.15	U	1.0	0.15	ug/L			07/11/12 03:37	1
1,4-Dichlorobenzene	0.16	U	1.0	0.16	ug/L			07/11/12 03:37	1
trans-1,4-Dichloro-2-butene	0.80	U	3.0	0.80	ug/L			07/11/12 03:37	1
1,1-Dichloroethane	0.22	U	1.0	0.22	ug/L			07/11/12 03:37	1
1,2-Dichloroethane	0.13	U	1.0	0.13	ug/L			07/11/12 03:37	1
cis-1,2-Dichloroethene	0.15	U	1.0	0.15	ug/L			07/11/12 03:37	1
trans-1,2-Dichloroethene	0.15	U	1.0	0.15	ug/L			07/11/12 03:37	1
1,1-Dichloroethene	0.23	U	1.0	0.23	ug/L			07/11/12 03:37	1
1,2-Dichloropropane	0.18	U	1.0	0.18	ug/L			07/11/12 03:37	1
cis-1,3-Dichloropropene	0.16	U	1.0	0.16	ug/L			07/11/12 03:37	1
trans-1,3-Dichloropropene	0.19	U	3.0	0.19	ug/L			07/11/12 03:37	1
Ethylbenzene	0.16	U	1.0	0.16	ug/L			07/11/12 03:37	1
2-Hexanone	1.7	U	5.0	1.7	ug/L			07/11/12 03:37	1
Iodomethane	0.23	U	1.0	0.23	ug/L			07/11/12 03:37	1
Methylene Chloride	0.32	U	2.0	0.32	ug/L			07/11/12 03:37	1
4-Methyl-2-pentanone (MIBK)	0.98	U	5.0	0.98	ug/L			07/11/12 03:37	1
Styrene	0.17	U	1.0	0.17	ug/L			07/11/12 03:37	1
1,1,1,2-Tetrachloroethane	0.21	U	1.0	0.21	ug/L			07/11/12 03:37	1
1,1,2,2-Tetrachloroethane	0.21	U	1.0	0.21	ug/L			07/11/12 03:37	1
Tetrachloroethene	0.20	U	1.0	0.20	ug/L			07/11/12 03:37	1
1,1,1-Trichloroethane	0.16	U	1.0	0.16	ug/L			07/11/12 03:37	1
1,1,2-Trichloroethane	0.27	U	1.0	0.27	ug/L			07/11/12 03:37	1
Trichloroethene	0.16	U	1.0	0.16	ug/L			07/11/12 03:37	1
Trichlorofluoromethane	0.29	U	2.0	0.29	ug/L			07/11/12 03:37	1
1,2,3-Trichloropropane	0.33	U	2.5	0.33	ug/L			07/11/12 03:37	1
Vinyl acetate	0.94	U	3.0	0.94	ug/L			07/11/12 03:37	1
Vinyl chloride	0.10	U	1.0	0.10	ug/L			07/11/12 03:37	1
Xylenes (total)	0.19	U	2.0	0.19	ug/L			07/11/12 03:37	1
Chloromethane	0.30	U	2.0	0.30	ug/L			07/11/12 03:37	1
2-Butanone (MEK)	2.0	U	6.0	2.0	ug/L			07/11/12 03:37	1
Toluene	0.17	U	1.0	0.17	ug/L			07/11/12 03:37	1

Surrogate	*%Recovery*	*Qualifier*	*Limits*	*Prepared*	*Analyzed*	*Dil Fac*
1,2-Dichloroethane-d4 (Surr)	*110*		*70 - 127*		*07/11/12 03:37*	*1*
Toluene-d8 (Surr)	*113*		*80 - 125*		*07/11/12 03:37*	*1*
4-Bromofluorobenzene (Surr)	*104*		*78 - 120*		*07/11/12 03:37*	*1*
Dibromofluoromethane (Surr)	*112*		*77 - 120*		*07/11/12 03:37*	*1*

Client Sample Results

Client: Waste Management
Project/Site: FL26|Vista

TestAmerica Job ID: 280-30751-1

Method: 8260B - Volatile Organic Compounds (GC/MS)

Client Sample ID: MW-3B
Date Collected: 07/05/12 11:56
Date Received: 07/06/12 10:00

Lab Sample ID: 280-30751-6
Matrix: Water

Analyte	Result	Qualifier	RL	MDL	Unit	D	Prepared	Analyzed	Dil Fac
Acetone	1.9	U	20	1.9	ug/L			07/11/12 03:58	1
Acrylonitrile	1.4	U	20	1.4	ug/L			07/11/12 03:58	1
Benzene	0.16	U	1.0	0.16	ug/L			07/11/12 03:58	1
Bromochloromethane	0.10	U	1.0	0.10	ug/L			07/11/12 03:58	1
Bromodichloromethane	0.17	U	1.0	0.17	ug/L			07/11/12 03:58	1
Bromoform	0.19	U	1.0	0.19	ug/L			07/11/12 03:58	1
Bromomethane	0.21	U	2.0	0.21	ug/L			07/11/12 03:58	1
Carbon disulfide	0.45	U	2.0	0.45	ug/L			07/11/12 03:58	1
Carbon tetrachloride	0.19	U	1.0	0.19	ug/L			07/11/12 03:58	1
Chlorobenzene	0.17	U	1.0	0.17	ug/L			07/11/12 03:58	1
Dibromochloromethane	0.17	U	1.0	0.17	ug/L			07/11/12 03:58	1
Chloroethane	0.41	U	2.0	0.41	ug/L			07/11/12 03:58	1
Chloroform	0.16	U	1.0	0.16	ug/L			07/11/12 03:58	1
Dibromomethane	0.17	U	1.0	0.17	ug/L			07/11/12 03:58	1
1,2-Dichlorobenzene	0.15	U	1.0	0.15	ug/L			07/11/12 03:58	1
1,4-Dichlorobenzene	0.16	U	1.0	0.16	ug/L			07/11/12 03:58	1
trans-1,4-Dichloro-2-butene	0.80	U	3.0	0.80	ug/L			07/11/12 03:58	1
1,1-Dichloroethane	0.22	U	1.0	0.22	ug/L			07/11/12 03:58	1
1,2-Dichloroethane	0.13	U	1.0	0.13	ug/L			07/11/12 03:58	1
cis-1,2-Dichloroethene	0.15	U	1.0	0.15	ug/L			07/11/12 03:58	1
trans-1,2-Dichloroethene	0.15	U	1.0	0.15	ug/L			07/11/12 03:58	1
1,1-Dichloroethene	0.23	U	1.0	0.23	ug/L			07/11/12 03:58	1
1,2-Dichloropropane	0.18	U	1.0	0.18	ug/L			07/11/12 03:58	1
cis-1,3-Dichloropropene	0.16	U	1.0	0.16	ug/L			07/11/12 03:58	1
trans-1,3-Dichloropropene	0.19	U	3.0	0.19	ug/L			07/11/12 03:58	1
Ethylbenzene	0.16	U	1.0	0.16	ug/L			07/11/12 03:58	1
2-Hexanone	1.7	U	5.0	1.7	ug/L			07/11/12 03:58	1
Iodomethane	0.23	U	1.0	0.23	ug/L			07/11/12 03:58	1
Methylene Chloride	0.32	U	2.0	0.32	ug/L			07/11/12 03:58	1
4-Methyl-2-pentanone (MIBK)	0.98	U	5.0	0.98	ug/L			07/11/12 03:58	1
Styrene	0.17	U	1.0	0.17	ug/L			07/11/12 03:58	1
1,1,1,2-Tetrachloroethane	0.21	U	1.0	0.21	ug/L			07/11/12 03:58	1
1,1,2,2-Tetrachloroethane	0.21	U	1.0	0.21	ug/L			07/11/12 03:58	1
Tetrachloroethene	0.20	U	1.0	0.20	ug/L			07/11/12 03:58	1
1,1,1-Trichloroethane	0.16	U	1.0	0.16	ug/L			07/11/12 03:58	1
1,1,2-Trichloroethane	0.27	U	1.0	0.27	ug/L			07/11/12 03:58	1
Trichloroethene	0.16	U	1.0	0.16	ug/L			07/11/12 03:58	1
Trichlorofluoromethane	0.29	U	2.0	0.29	ug/L			07/11/12 03:58	1
1,2,3-Trichloropropane	0.33	U	2.5	0.33	ug/L			07/11/12 03:58	1
Vinyl acetate	0.94	U	3.0	0.94	ug/L			07/11/12 03:58	1
Vinyl chloride	0.10	U	1.0	0.10	ug/L			07/11/12 03:58	1
Xylenes (total)	0.19	U	2.0	0.19	ug/L			07/11/12 03:58	1
Chloromethane	0.30	U	2.0	0.30	ug/L			07/11/12 03:58	1
2-Butanone (MEK)	2.0	U	6.0	2.0	ug/L			07/11/12 03:58	1
Toluene	0.17	U	1.0	0.17	ug/L			07/11/12 03:58	1

Surrogate	*%Recovery*	*Qualifier*	*Limits*	*Prepared*	*Analyzed*	*Dil Fac*
1,2-Dichloroethane-d4 (Surr)	*106*		*70 - 127*		*07/11/12 03:58*	*1*
Toluene-d8 (Surr)	*107*		*80 - 125*		*07/11/12 03:58*	*1*
4-Bromofluorobenzene (Surr)	*103*		*78 - 120*		*07/11/12 03:58*	*1*
Dibromofluoromethane (Surr)	*107*		*77 - 120*		*07/11/12 03:58*	*1*

Method: 8260B - Volatile Organic Compounds (GC/MS)

Client Sample ID: MW-FL1
Date Collected: 07/05/12 11:23
Date Received: 07/06/12 10:00

Lab Sample ID: 280-30751-7
Matrix: Water

Analyte	Result	Qualifier	RL	MDL	Unit	D	Prepared	Analyzed	Dil Fac
Acetone	1.9	U	20	1.9	ug/L			07/11/12 04:19	1
Acrylonitrile	1.4	U	20	1.4	ug/L			07/11/12 04:19	1
Benzene	0.16	U	1.0	0.16	ug/L			07/11/12 04:19	1
Bromochloromethane	0.10	U	1.0	0.10	ug/L			07/11/12 04:19	1
Bromodichloromethane	0.17	U	1.0	0.17	ug/L			07/11/12 04:19	1
Bromoform	0.19	U	1.0	0.19	ug/L			07/11/12 04:19	1
Bromomethane	0.21	U	2.0	0.21	ug/L			07/11/12 04:19	1
Carbon disulfide	0.45	U	2.0	0.45	ug/L			07/11/12 04:19	1
Carbon tetrachloride	0.19	U	1.0	0.19	ug/L			07/11/12 04:19	1
Chlorobenzene	0.17	U	1.0	0.17	ug/L			07/11/12 04:19	1
Dibromochloromethane	0.17	U	1.0	0.17	ug/L			07/11/12 04:19	1
Chloroethane	0.41	U	2.0	0.41	ug/L			07/11/12 04:19	1
Chloroform	0.16	U	1.0	0.16	ug/L			07/11/12 04:19	1
Dibromomethane	0.17	U	1.0	0.17	ug/L			07/11/12 04:19	1
1,2-Dichlorobenzene	0.15	U	1.0	0.15	ug/L			07/11/12 04:19	1
1,4-Dichlorobenzene	0.16	U	1.0	0.16	ug/L			07/11/12 04:19	1
trans-1,4-Dichloro-2-butene	0.80	U	3.0	0.80	ug/L			07/11/12 04:19	1
1,1-Dichloroethane	0.22	U	1.0	0.22	ug/L			07/11/12 04:19	1
1,2-Dichloroethane	0.13	U	1.0	0.13	ug/L			07/11/12 04:19	1
cis-1,2-Dichloroethene	0.15	U	1.0	0.15	ug/L			07/11/12 04:19	1
trans-1,2-Dichloroethene	0.15	U	1.0	0.15	ug/L			07/11/12 04:19	1
1,1-Dichloroethene	0.23	U	1.0	0.23	ug/L			07/11/12 04:19	1
1,2-Dichloropropane	0.18	U	1.0	0.18	ug/L			07/11/12 04:19	1
cis-1,3-Dichloropropene	0.16	U	1.0	0.16	ug/L			07/11/12 04:19	1
trans-1,3-Dichloropropene	0.19	U	3.0	0.19	ug/L			07/11/12 04:19	1
Ethylbenzene	0.16	U	1.0	0.16	ug/L			07/11/12 04:19	1
2-Hexanone	1.7	U	5.0	1.7	ug/L			07/11/12 04:19	1
Iodomethane	0.23	U	1.0	0.23	ug/L			07/11/12 04:19	1
Methylene Chloride	0.32	U	2.0	0.32	ug/L			07/11/12 04:19	1
4-Methyl-2-pentanone (MIBK)	0.98	U	5.0	0.98	ug/L			07/11/12 04:19	1
Styrene	0.17	U	1.0	0.17	ug/L			07/11/12 04:19	1
1,1,1,2-Tetrachloroethane	0.21	U	1.0	0.21	ug/L			07/11/12 04:19	1
1,1,2,2-Tetrachloroethane	0.21	U	1.0	0.21	ug/L			07/11/12 04:19	1
Tetrachloroethene	0.20	U	1.0	0.20	ug/L			07/11/12 04:19	1
1,1,1-Trichloroethane	0.16	U	1.0	0.16	ug/L			07/11/12 04:19	1
1,1,2-Trichloroethane	0.27	U	1.0	0.27	ug/L			07/11/12 04:19	1
Trichloroethene	0.16	U	1.0	0.16	ug/L			07/11/12 04:19	1
Trichlorofluoromethane	0.29	U	2.0	0.29	ug/L			07/11/12 04:19	1
1,2,3-Trichloropropane	0.33	U	2.5	0.33	ug/L			07/11/12 04:19	1
Vinyl acetate	0.94	U	3.0	0.94	ug/L			07/11/12 04:19	1
Vinyl chloride	0.10	U	1.0	0.10	ug/L			07/11/12 04:19	1
Xylenes (total)	0.19	U	2.0	0.19	ug/L			07/11/12 04:19	1
Chloromethane	0.30	U	2.0	0.30	ug/L			07/11/12 04:19	1
2-Butanone (MEK)	2.0	U	6.0	2.0	ug/L			07/11/12 04:19	1
Toluene	0.17	U	1.0	0.17	ug/L			07/11/12 04:19	1

Surrogate	*%Recovery*	*Qualifier*	*Limits*	*Prepared*	*Analyzed*	*Dil Fac*
1,2-Dichloroethane-d4 (Surr)	*105*		*70 - 127*		*07/11/12 04:19*	*1*
Toluene-d8 (Surr)	*110*		*80 - 125*		*07/11/12 04:19*	*1*
4-Bromofluorobenzene (Surr)	*95*		*78 - 120*		*07/11/12 04:19*	*1*
Dibromofluoromethane (Surr)	*108*		*77 - 120*		*07/11/12 04:19*	*1*

Client Sample Results

Client: Waste Management
Project/Site: FL26|Vista

TestAmerica Job ID: 280-30751-1

Method: 8260B - Volatile Organic Compounds (GC/MS)

Client Sample ID: MW-7A
Date Collected: 07/05/12 10:45
Date Received: 07/06/12 10:00

Lab Sample ID: 280-30751-8
Matrix: Water

Analyte	Result	Qualifier	RL	MDL	Unit	D	Prepared	Analyzed	Dil Fac
Acetone	1.9	U	20	1.9	ug/L			07/11/12 04:39	1
Acrylonitrile	1.4	U	20	1.4	ug/L			07/11/12 04:39	1
Benzene	0.16	U	1.0	0.16	ug/L			07/11/12 04:39	1
Bromochloromethane	0.10	U	1.0	0.10	ug/L			07/11/12 04:39	1
Bromodichloromethane	0.17	U	1.0	0.17	ug/L			07/11/12 04:39	1
Bromoform	0.19	U	1.0	0.19	ug/L			07/11/12 04:39	1
Bromomethane	0.21	U	2.0	0.21	ug/L			07/11/12 04:39	1
Carbon disulfide	**2.1**		2.0	0.45	ug/L			07/11/12 04:39	1
Carbon tetrachloride	0.19	U	1.0	0.19	ug/L			07/11/12 04:39	1
Chlorobenzene	0.17	U	1.0	0.17	ug/L			07/11/12 04:39	1
Dibromochloromethane	0.17	U	1.0	0.17	ug/L			07/11/12 04:39	1
Chloroethane	0.41	U	2.0	0.41	ug/L			07/11/12 04:39	1
Chloroform	0.16	U	1.0	0.16	ug/L			07/11/12 04:39	1
Dibromomethane	0.17	U	1.0	0.17	ug/L			07/11/12 04:39	1
1,2-Dichlorobenzene	0.15	U	1.0	0.15	ug/L			07/11/12 04:39	1
1,4-Dichlorobenzene	0.16	U	1.0	0.16	ug/L			07/11/12 04:39	1
trans-1,4-Dichloro-2-butene	0.80	U	3.0	0.80	ug/L			07/11/12 04:39	1
1,1-Dichloroethane	0.22	U	1.0	0.22	ug/L			07/11/12 04:39	1
1,2-Dichloroethane	0.13	U	1.0	0.13	ug/L			07/11/12 04:39	1
cis-1,2-Dichloroethene	0.15	U	1.0	0.15	ug/L			07/11/12 04:39	1
trans-1,2-Dichloroethene	0.15	U	1.0	0.15	ug/L			07/11/12 04:39	1
1,1-Dichloroethene	0.23	U	1.0	0.23	ug/L			07/11/12 04:39	1
1,2-Dichloropropane	0.18	U	1.0	0.18	ug/L			07/11/12 04:39	1
cis-1,3-Dichloropropene	0.16	U	1.0	0.16	ug/L			07/11/12 04:39	1
trans-1,3-Dichloropropene	0.19	U	3.0	0.19	ug/L			07/11/12 04:39	1
Ethylbenzene	0.16	U	1.0	0.16	ug/L			07/11/12 04:39	1
2-Hexanone	1.7	U	5.0	1.7	ug/L			07/11/12 04:39	1
Iodomethane	0.23	U	1.0	0.23	ug/L			07/11/12 04:39	1
Methylene Chloride	0.32	U	2.0	0.32	ug/L			07/11/12 04:39	1
4-Methyl-2-pentanone (MIBK)	0.98	U	5.0	0.98	ug/L			07/11/12 04:39	1
Styrene	0.17	U	1.0	0.17	ug/L			07/11/12 04:39	1
1,1,1,2-Tetrachloroethane	0.21	U	1.0	0.21	ug/L			07/11/12 04:39	1
1,1,2,2-Tetrachloroethane	0.21	U	1.0	0.21	ug/L			07/11/12 04:39	1
Tetrachloroethene	0.20	U	1.0	0.20	ug/L			07/11/12 04:39	1
1,1,1-Trichloroethane	0.16	U	1.0	0.16	ug/L			07/11/12 04:39	1
1,1,2-Trichloroethane	0.27	U	1.0	0.27	ug/L			07/11/12 04:39	1
Trichloroethene	0.16	U	1.0	0.16	ug/L			07/11/12 04:39	1
Trichlorofluoromethane	0.29	U	2.0	0.29	ug/L			07/11/12 04:39	1
1,2,3-Trichloropropane	0.33	U	2.5	0.33	ug/L			07/11/12 04:39	1
Vinyl acetate	0.94	U	3.0	0.94	ug/L			07/11/12 04:39	1
Vinyl chloride	0.10	U	1.0	0.10	ug/L			07/11/12 04:39	1
Xylenes (total)	0.19	U	2.0	0.19	ug/L			07/11/12 04:39	1
Chloromethane	0.30	U	2.0	0.30	ug/L			07/11/12 04:39	1
2-Butanone (MEK)	2.0	U	6.0	2.0	ug/L			07/11/12 04:39	1
Toluene	0.17	U	1.0	0.17	ug/L			07/11/12 04:39	1

Surrogate	*%Recovery*	*Qualifier*	*Limits*	*Prepared*	*Analyzed*	*Dil Fac*
1,2-Dichloroethane-d4 (Surr)	*101*		*70 - 127*		*07/11/12 04:39*	*1*
Toluene-d8 (Surr)	*112*		*80 - 125*		*07/11/12 04:39*	*1*
4-Bromofluorobenzene (Surr)	*98*		*78 - 120*		*07/11/12 04:39*	*1*
Dibromofluoromethane (Surr)	*107*		*77 - 120*		*07/11/12 04:39*	*1*

Method: 8260B - Volatile Organic Compounds (GC/MS)

Client Sample ID: MW-7B
Date Collected: 07/05/12 10:14
Date Received: 07/06/12 10:00

Lab Sample ID: 280-30751-9
Matrix: Water

Analyte	Result	Qualifier	RL	MDL	Unit	D	Prepared	Analyzed	Dil Fac
Acetone	1.9	U	20	1.9	ug/L			07/11/12 05:00	1
Acrylonitrile	1.4	U	20	1.4	ug/L			07/11/12 05:00	1
Benzene	0.16	U	1.0	0.16	ug/L			07/11/12 05:00	1
Bromochloromethane	0.10	U	1.0	0.10	ug/L			07/11/12 05:00	1
Bromodichloromethane	0.17	U	1.0	0.17	ug/L			07/11/12 05:00	1
Bromoform	0.19	U	1.0	0.19	ug/L			07/11/12 05:00	1
Bromomethane	0.21	U	2.0	0.21	ug/L			07/11/12 05:00	1
Carbon disulfide	0.45	U	2.0	0.45	ug/L			07/11/12 05:00	1
Carbon tetrachloride	0.19	U	1.0	0.19	ug/L			07/11/12 05:00	1
Chlorobenzene	0.17	U	1.0	0.17	ug/L			07/11/12 05:00	1
Dibromochloromethane	0.17	U	1.0	0.17	ug/L			07/11/12 05:00	1
Chloroethane	0.41	U	2.0	0.41	ug/L			07/11/12 05:00	1
Chloroform	0.16	U	1.0	0.16	ug/L			07/11/12 05:00	1
Dibromomethane	0.17	U	1.0	0.17	ug/L			07/11/12 05:00	1
1,2-Dichlorobenzene	0.15	U	1.0	0.15	ug/L			07/11/12 05:00	1
1,4-Dichlorobenzene	0.16	U	1.0	0.16	ug/L			07/11/12 05:00	1
trans-1,4-Dichloro-2-butene	0.80	U	3.0	0.80	ug/L			07/11/12 05:00	1
1,1-Dichloroethane	0.22	U	1.0	0.22	ug/L			07/11/12 05:00	1
1,2-Dichloroethane	0.13	U	1.0	0.13	ug/L			07/11/12 05:00	1
cis-1,2-Dichloroethene	0.15	U	1.0	0.15	ug/L			07/11/12 05:00	1
trans-1,2-Dichloroethene	0.15	U	1.0	0.15	ug/L			07/11/12 05:00	1
1,1-Dichloroethene	0.23	U	1.0	0.23	ug/L			07/11/12 05:00	1
1,2-Dichloropropane	0.18	U	1.0	0.18	ug/L			07/11/12 05:00	1
cis-1,3-Dichloropropene	0.16	U	1.0	0.16	ug/L			07/11/12 05:00	1
trans-1,3-Dichloropropene	0.19	U	3.0	0.19	ug/L			07/11/12 05:00	1
Ethylbenzene	0.16	U	1.0	0.16	ug/L			07/11/12 05:00	1
2-Hexanone	1.7	U	5.0	1.7	ug/L			07/11/12 05:00	1
Iodomethane	0.23	U	1.0	0.23	ug/L			07/11/12 05:00	1
Methylene Chloride	0.32	U	2.0	0.32	ug/L			07/11/12 05:00	1
4-Methyl-2-pentanone (MIBK)	0.98	U	5.0	0.98	ug/L			07/11/12 05:00	1
Styrene	0.17	U	1.0	0.17	ug/L			07/11/12 05:00	1
1,1,1,2-Tetrachloroethane	0.21	U	1.0	0.21	ug/L			07/11/12 05:00	1
1,1,2,2-Tetrachloroethane	0.21	U	1.0	0.21	ug/L			07/11/12 05:00	1
Tetrachloroethene	0.20	U	1.0	0.20	ug/L			07/11/12 05:00	1
1,1,1-Trichloroethane	0.16	U	1.0	0.16	ug/L			07/11/12 05:00	1
1,1,2-Trichloroethane	0.27	U	1.0	0.27	ug/L			07/11/12 05:00	1
Trichloroethene	0.16	U	1.0	0.16	ug/L			07/11/12 05:00	1
Trichlorofluoromethane	0.29	U	2.0	0.29	ug/L			07/11/12 05:00	1
1,2,3-Trichloropropane	0.33	U	2.5	0.33	ug/L			07/11/12 05:00	1
Vinyl acetate	0.94	U	3.0	0.94	ug/L			07/11/12 05:00	1
Vinyl chloride	0.10	U	1.0	0.10	ug/L			07/11/12 05:00	1
Xylenes (total)	0.19	U	2.0	0.19	ug/L			07/11/12 05:00	1
Chloromethane	0.30	U	2.0	0.30	ug/L			07/11/12 05:00	1
2-Butanone (MEK)	2.0	U	6.0	2.0	ug/L			07/11/12 05:00	1
Toluene	0.17	U	1.0	0.17	ug/L			07/11/12 05:00	1

Surrogate	*%Recovery*	*Qualifier*	*Limits*	*Prepared*	*Analyzed*	*Dil Fac*
1,2-Dichloroethane-d4 (Surr)	*112*		*70 - 127*		*07/11/12 05:00*	*1*
Toluene-d8 (Surr)	*113*		*80 - 125*		*07/11/12 05:00*	*1*
4-Bromofluorobenzene (Surr)	*101*		*78 - 120*		*07/11/12 05:00*	*1*
Dibromofluoromethane (Surr)	*114*		*77 - 120*		*07/11/12 05:00*	*1*

Method: 8260B - Volatile Organic Compounds (GC/MS)

Client Sample ID: MW-1A
Date Collected: 07/05/12 09:06
Date Received: 07/06/12 10:00

Lab Sample ID: 280-30751-10
Matrix: Water

Analyte	Result	Qualifier	RL	MDL	Unit	D	Prepared	Analyzed	Dil Fac
Acetone	1.9	U	20	1.9	ug/L			07/11/12 05:20	1
Acrylonitrile	1.4	U	20	1.4	ug/L			07/11/12 05:20	1
Benzene	0.16	U	1.0	0.16	ug/L			07/11/12 05:20	1
Bromochloromethane	0.10	U	1.0	0.10	ug/L			07/11/12 05:20	1
Bromodichloromethane	0.17	U	1.0	0.17	ug/L			07/11/12 05:20	1
Bromoform	0.19	U	1.0	0.19	ug/L			07/11/12 05:20	1
Bromomethane	0.21	U	2.0	0.21	ug/L			07/11/12 05:20	1
Carbon disulfide	0.45	U	2.0	0.45	ug/L			07/11/12 05:20	1
Carbon tetrachloride	0.19	U	1.0	0.19	ug/L			07/11/12 05:20	1
Chlorobenzene	0.17	U	1.0	0.17	ug/L			07/11/12 05:20	1
Dibromochloromethane	0.17	U	1.0	0.17	ug/L			07/11/12 05:20	1
Chloroethane	0.41	U	2.0	0.41	ug/L			07/11/12 05:20	1
Chloroform	**0.18**	**I**	1.0	0.16	ug/L			07/11/12 05:20	1
Dibromomethane	0.17	U	1.0	0.17	ug/L			07/11/12 05:20	1
1,2-Dichlorobenzene	0.15	U	1.0	0.15	ug/L			07/11/12 05:20	1
1,4-Dichlorobenzene	0.16	U	1.0	0.16	ug/L			07/11/12 05:20	1
trans-1,4-Dichloro-2-butene	0.80	U	3.0	0.80	ug/L			07/11/12 05:20	1
1,1-Dichloroethane	0.22	U	1.0	0.22	ug/L			07/11/12 05:20	1
1,2-Dichloroethane	0.13	U	1.0	0.13	ug/L			07/11/12 05:20	1
cis-1,2-Dichloroethene	0.15	U	1.0	0.15	ug/L			07/11/12 05:20	1
trans-1,2-Dichloroethene	0.15	U	1.0	0.15	ug/L			07/11/12 05:20	1
1,1-Dichloroethene	0.23	U	1.0	0.23	ug/L			07/11/12 05:20	1
1,2-Dichloropropane	0.18	U	1.0	0.18	ug/L			07/11/12 05:20	1
cis-1,3-Dichloropropene	0.16	U	1.0	0.16	ug/L			07/11/12 05:20	1
trans-1,3-Dichloropropene	0.19	U	3.0	0.19	ug/L			07/11/12 05:20	1
Ethylbenzene	0.16	U	1.0	0.16	ug/L			07/11/12 05:20	1
2-Hexanone	1.7	U	5.0	1.7	ug/L			07/11/12 05:20	1
Iodomethane	0.23	U	1.0	0.23	ug/L			07/11/12 05:20	1
Methylene Chloride	0.32	U	2.0	0.32	ug/L			07/11/12 05:20	1
4-Methyl-2-pentanone (MIBK)	0.98	U	5.0	0.98	ug/L			07/11/12 05:20	1
Styrene	0.17	U	1.0	0.17	ug/L			07/11/12 05:20	1
1,1,1,2-Tetrachloroethane	0.21	U	1.0	0.21	ug/L			07/11/12 05:20	1
1,1,2,2-Tetrachloroethane	0.21	U	1.0	0.21	ug/L			07/11/12 05:20	1
Tetrachloroethene	0.20	U	1.0	0.20	ug/L			07/11/12 05:20	1
1,1,1-Trichloroethane	0.16	U	1.0	0.16	ug/L			07/11/12 05:20	1
1,1,2-Trichloroethane	0.27	U	1.0	0.27	ug/L			07/11/12 05:20	1
Trichloroethene	0.16	U	1.0	0.16	ug/L			07/11/12 05:20	1
Trichlorofluoromethane	0.29	U	2.0	0.29	ug/L			07/11/12 05:20	1
1,2,3-Trichloropropane	0.33	U	2.5	0.33	ug/L			07/11/12 05:20	1
Vinyl acetate	0.94	U	3.0	0.94	ug/L			07/11/12 05:20	1
Vinyl chloride	0.10	U	1.0	0.10	ug/L			07/11/12 05:20	1
Xylenes (total)	0.19	U	2.0	0.19	ug/L			07/11/12 05:20	1
Chloromethane	0.30	U	2.0	0.30	ug/L			07/11/12 05:20	1
2-Butanone (MEK)	2.0	U	6.0	2.0	ug/L			07/11/12 05:20	1
Toluene	0.17	U	1.0	0.17	ug/L			07/11/12 05:20	1

Surrogate	*%Recovery*	*Qualifier*	*Limits*	*Prepared*	*Analyzed*	*Dil Fac*
1,2-Dichloroethane-d4 (Surr)	*107*		*70 - 127*		*07/11/12 05:20*	*1*
Toluene-d8 (Surr)	*113*		*80 - 125*		*07/11/12 05:20*	*1*
4-Bromofluorobenzene (Surr)	*104*		*78 - 120*		*07/11/12 05:20*	*1*
Dibromofluoromethane (Surr)	*108*		*77 - 120*		*07/11/12 05:20*	*1*

Client Sample Results

Client: Waste Management
Project/Site: FL26|Vista

TestAmerica Job ID: 280-30751-1

Method: 8260B - Volatile Organic Compounds (GC/MS)

Client Sample ID: MW-1B
Date Collected: 07/05/12 09:39
Date Received: 07/06/12 10:00

Lab Sample ID: 280-30751-11
Matrix: Water

Analyte	Result	Qualifier	RL	MDL	Unit	D	Prepared	Analyzed	Dil Fac
Acetone	1.9	U	20	1.9	ug/L			07/11/12 05:41	1
Acrylonitrile	1.4	U	20	1.4	ug/L			07/11/12 05:41	1
Benzene	0.16	U	1.0	0.16	ug/L			07/11/12 05:41	1
Bromochloromethane	0.10	U	1.0	0.10	ug/L			07/11/12 05:41	1
Bromodichloromethane	0.17	U	1.0	0.17	ug/L			07/11/12 05:41	1
Bromoform	0.19	U	1.0	0.19	ug/L			07/11/12 05:41	1
Bromomethane	0.21	U	2.0	0.21	ug/L			07/11/12 05:41	1
Carbon disulfide	0.45	U	2.0	0.45	ug/L			07/11/12 05:41	1
Carbon tetrachloride	0.19	U	1.0	0.19	ug/L			07/11/12 05:41	1
Chlorobenzene	0.17	U	1.0	0.17	ug/L			07/11/12 05:41	1
Dibromochloromethane	0.17	U	1.0	0.17	ug/L			07/11/12 05:41	1
Chloroethane	0.41	U	2.0	0.41	ug/L			07/11/12 05:41	1
Chloroform	0.16	U	1.0	0.16	ug/L			07/11/12 05:41	1
Dibromomethane	0.17	U	1.0	0.17	ug/L			07/11/12 05:41	1
1,2-Dichlorobenzene	0.15	U	1.0	0.15	ug/L			07/11/12 05:41	1
1,4-Dichlorobenzene	0.16	U	1.0	0.16	ug/L			07/11/12 05:41	1
trans-1,4-Dichloro-2-butene	0.80	U	3.0	0.80	ug/L			07/11/12 05:41	1
1,1-Dichloroethane	0.22	U	1.0	0.22	ug/L			07/11/12 05:41	1
1,2-Dichloroethane	0.13	U	1.0	0.13	ug/L			07/11/12 05:41	1
cis-1,2-Dichloroethene	0.15	U	1.0	0.15	ug/L			07/11/12 05:41	1
trans-1,2-Dichloroethene	0.15	U	1.0	0.15	ug/L			07/11/12 05:41	1
1,1-Dichloroethene	0.23	U	1.0	0.23	ug/L			07/11/12 05:41	1
1,2-Dichloropropane	0.18	U	1.0	0.18	ug/L			07/11/12 05:41	1
cis-1,3-Dichloropropene	0.16	U	1.0	0.16	ug/L			07/11/12 05:41	1
trans-1,3-Dichloropropene	0.19	U	3.0	0.19	ug/L			07/11/12 05:41	1
Ethylbenzene	0.16	U	1.0	0.16	ug/L			07/11/12 05:41	1
2-Hexanone	1.7	U	5.0	1.7	ug/L			07/11/12 05:41	1
Iodomethane	0.23	U	1.0	0.23	ug/L			07/11/12 05:41	1
Methylene Chloride	0.32	U	2.0	0.32	ug/L			07/11/12 05:41	1
4-Methyl-2-pentanone (MIBK)	0.98	U	5.0	0.98	ug/L			07/11/12 05:41	1
Styrene	0.17	U	1.0	0.17	ug/L			07/11/12 05:41	1
1,1,1,2-Tetrachloroethane	0.21	U	1.0	0.21	ug/L			07/11/12 05:41	1
1,1,2,2-Tetrachloroethane	0.21	U	1.0	0.21	ug/L			07/11/12 05:41	1
Tetrachloroethene	0.20	U	1.0	0.20	ug/L			07/11/12 05:41	1
1,1,1-Trichloroethane	0.16	U	1.0	0.16	ug/L			07/11/12 05:41	1
1,1,2-Trichloroethane	0.27	U	1.0	0.27	ug/L			07/11/12 05:41	1
Trichloroethene	0.16	U	1.0	0.16	ug/L			07/11/12 05:41	1
Trichlorofluoromethane	0.29	U	2.0	0.29	ug/L			07/11/12 05:41	1
1,2,3-Trichloropropane	0.33	U	2.5	0.33	ug/L			07/11/12 05:41	1
Vinyl acetate	0.94	U	3.0	0.94	ug/L			07/11/12 05:41	1
Vinyl chloride	0.10	U	1.0	0.10	ug/L			07/11/12 05:41	1
Xylenes (total)	0.19	U	2.0	0.19	ug/L			07/11/12 05:41	1
Chloromethane	0.30	U	2.0	0.30	ug/L			07/11/12 05:41	1
2-Butanone (MEK)	2.0	U	6.0	2.0	ug/L			07/11/12 05:41	1
Toluene	0.17	U	1.0	0.17	ug/L			07/11/12 05:41	1

Surrogate	*%Recovery*	*Qualifier*	*Limits*	*Prepared*	*Analyzed*	*Dil Fac*
1,2-Dichloroethane-d4 (Surr)	*108*		*70 - 127*		*07/11/12 05:41*	*1*
Toluene-d8 (Surr)	*116*		*80 - 125*		*07/11/12 05:41*	*1*
4-Bromofluorobenzene (Surr)	*107*		*78 - 120*		*07/11/12 05:41*	*1*
Dibromofluoromethane (Surr)	*110*		*77 - 120*		*07/11/12 05:41*	*1*

Client Sample Results

Client: Waste Management
Project/Site: FL26|Vista

TestAmerica Job ID: 280-30751-1

Method: 8260B - Volatile Organic Compounds (GC/MS)

Client Sample ID: MW-FL3
Date Collected: 07/05/12 08:27
Date Received: 07/06/12 10:00

Lab Sample ID: 280-30751-12
Matrix: Water

Analyte	Result	Qualifier	RL	MDL	Unit	D	Prepared	Analyzed	Dil Fac
Acetone	1.9	U	20	1.9	ug/L			07/11/12 06:02	1
Acrylonitrile	1.4	U	20	1.4	ug/L			07/11/12 06:02	1
Benzene	0.16	U	1.0	0.16	ug/L			07/11/12 06:02	1
Bromochloromethane	0.10	U	1.0	0.10	ug/L			07/11/12 06:02	1
Bromodichloromethane	0.17	U	1.0	0.17	ug/L			07/11/12 06:02	1
Bromoform	0.19	U	1.0	0.19	ug/L			07/11/12 06:02	1
Bromomethane	0.21	U	2.0	0.21	ug/L			07/11/12 06:02	1
Carbon disulfide	0.45	U	2.0	0.45	ug/L			07/11/12 06:02	1
Carbon tetrachloride	0.19	U	1.0	0.19	ug/L			07/11/12 06:02	1
Chlorobenzene	0.17	U	1.0	0.17	ug/L			07/11/12 06:02	1
Dibromochloromethane	0.17	U	1.0	0.17	ug/L			07/11/12 06:02	1
Chloroethane	0.41	U	2.0	0.41	ug/L			07/11/12 06:02	1
Chloroform	0.16	U	1.0	0.16	ug/L			07/11/12 06:02	1
Dibromomethane	0.17	U	1.0	0.17	ug/L			07/11/12 06:02	1
1,2-Dichlorobenzene	0.15	U	1.0	0.15	ug/L			07/11/12 06:02	1
1,4-Dichlorobenzene	0.16	U	1.0	0.16	ug/L			07/11/12 06:02	1
trans-1,4-Dichloro-2-butene	0.80	U	3.0	0.80	ug/L			07/11/12 06:02	1
1,1-Dichloroethane	0.22	U	1.0	0.22	ug/L			07/11/12 06:02	1
1,2-Dichloroethane	0.13	U	1.0	0.13	ug/L			07/11/12 06:02	1
cis-1,2-Dichloroethene	0.15	U	1.0	0.15	ug/L			07/11/12 06:02	1
trans-1,2-Dichloroethene	0.15	U	1.0	0.15	ug/L			07/11/12 06:02	1
1,1-Dichloroethene	0.23	U	1.0	0.23	ug/L			07/11/12 06:02	1
1,2-Dichloropropane	0.18	U	1.0	0.18	ug/L			07/11/12 06:02	1
cis-1,3-Dichloropropene	0.16	U	1.0	0.16	ug/L			07/11/12 06:02	1
trans-1,3-Dichloropropene	0.19	U	3.0	0.19	ug/L			07/11/12 06:02	1
Ethylbenzene	0.16	U	1.0	0.16	ug/L			07/11/12 06:02	1
2-Hexanone	1.7	U	5.0	1.7	ug/L			07/11/12 06:02	1
Iodomethane	0.23	U	1.0	0.23	ug/L			07/11/12 06:02	1
Methylene Chloride	0.32	U	2.0	0.32	ug/L			07/11/12 06:02	1
4-Methyl-2-pentanone (MIBK)	0.98	U	5.0	0.98	ug/L			07/11/12 06:02	1
Styrene	0.17	U	1.0	0.17	ug/L			07/11/12 06:02	1
1,1,1,2-Tetrachloroethane	0.21	U	1.0	0.21	ug/L			07/11/12 06:02	1
1,1,2,2-Tetrachloroethane	0.21	U	1.0	0.21	ug/L			07/11/12 06:02	1
Tetrachloroethene	0.20	U	1.0	0.20	ug/L			07/11/12 06:02	1
1,1,1-Trichloroethane	0.16	U	1.0	0.16	ug/L			07/11/12 06:02	1
1,1,2-Trichloroethane	0.27	U	1.0	0.27	ug/L			07/11/12 06:02	1
Trichloroethene	0.16	U	1.0	0.16	ug/L			07/11/12 06:02	1
Trichlorofluoromethane	0.29	U	2.0	0.29	ug/L			07/11/12 06:02	1
1,2,3-Trichloropropane	0.33	U	2.5	0.33	ug/L			07/11/12 06:02	1
Vinyl acetate	0.94	U	3.0	0.94	ug/L			07/11/12 06:02	1
Vinyl chloride	0.10	U	1.0	0.10	ug/L			07/11/12 06:02	1
Xylenes (total)	0.19	U	2.0	0.19	ug/L			07/11/12 06:02	1
Chloromethane	0.30	U	2.0	0.30	ug/L			07/11/12 06:02	1
2-Butanone (MEK)	2.0	U	6.0	2.0	ug/L			07/11/12 06:02	1
Toluene	0.17	U	1.0	0.17	ug/L			07/11/12 06:02	1

Surrogate	*%Recovery*	*Qualifier*	*Limits*	*Prepared*	*Analyzed*	*Dil Fac*
1,2-Dichloroethane-d4 (Surr)	*106*		*70 - 127*		*07/11/12 06:02*	*1*
Toluene-d8 (Surr)	*108*		*80 - 125*		*07/11/12 06:02*	*1*
4-Bromofluorobenzene (Surr)	*105*		*78 - 120*		*07/11/12 06:02*	*1*
Dibromofluoromethane (Surr)	*108*		*77 - 120*		*07/11/12 06:02*	*1*

Method: 8260B - Volatile Organic Compounds (GC/MS)

Client Sample ID: TRIP BLANK
Date Collected: 07/05/12 08:27
Date Received: 07/06/12 10:00

Lab Sample ID: 280-30751-13
Matrix: Water

Analyte	Result	Qualifier	RL	MDL	Unit	D	Prepared	Analyzed	Dil Fac
Acetone	1.9	U	20	1.9	ug/L			07/12/12 21:00	1
Acrylonitrile	1.4	U	20	1.4	ug/L			07/12/12 21:00	1
Benzene	0.16	U	1.0	0.16	ug/L			07/12/12 21:00	1
Bromochloromethane	0.10	U	1.0	0.10	ug/L			07/12/12 21:00	1
Bromodichloromethane	0.17	U	1.0	0.17	ug/L			07/12/12 21:00	1
Bromoform	0.19	U	1.0	0.19	ug/L			07/12/12 21:00	1
Bromomethane	0.21	U	2.0	0.21	ug/L			07/12/12 21:00	1
Carbon disulfide	0.45	U	2.0	0.45	ug/L			07/12/12 21:00	1
Carbon tetrachloride	0.19	U	1.0	0.19	ug/L			07/12/12 21:00	1
Chlorobenzene	0.17	U	1.0	0.17	ug/L			07/12/12 21:00	1
Dibromochloromethane	0.17	U	1.0	0.17	ug/L			07/12/12 21:00	1
Chloroethane	0.41	U	2.0	0.41	ug/L			07/12/12 21:00	1
Chloroform	0.16	U	1.0	0.16	ug/L			07/12/12 21:00	1
Dibromomethane	0.17	U	1.0	0.17	ug/L			07/12/12 21:00	1
1,2-Dichlorobenzene	0.15	U	1.0	0.15	ug/L			07/12/12 21:00	1
1,4-Dichlorobenzene	0.16	U	1.0	0.16	ug/L			07/12/12 21:00	1
trans-1,4-Dichloro-2-butene	0.80	U	3.0	0.80	ug/L			07/12/12 21:00	1
1,1-Dichloroethane	0.22	U	1.0	0.22	ug/L			07/12/12 21:00	1
1,2-Dichloroethane	0.13	U	1.0	0.13	ug/L			07/12/12 21:00	1
cis-1,2-Dichloroethene	0.15	U	1.0	0.15	ug/L			07/12/12 21:00	1
trans-1,2-Dichloroethene	0.15	U	1.0	0.15	ug/L			07/12/12 21:00	1
1,1-Dichloroethene	0.23	U	1.0	0.23	ug/L			07/12/12 21:00	1
1,2-Dichloropropane	0.18	U	1.0	0.18	ug/L			07/12/12 21:00	1
cis-1,3-Dichloropropene	0.16	U	1.0	0.16	ug/L			07/12/12 21:00	1
trans-1,3-Dichloropropene	0.19	U	3.0	0.19	ug/L			07/12/12 21:00	1
Ethylbenzene	0.16	U	1.0	0.16	ug/L			07/12/12 21:00	1
2-Hexanone	1.7	U	5.0	1.7	ug/L			07/12/12 21:00	1
Iodomethane	0.23	U	1.0	0.23	ug/L			07/12/12 21:00	1
Methylene Chloride	**0.47**	**I V**	2.0	0.32	ug/L			07/12/12 21:00	1
4-Methyl-2-pentanone (MIBK)	0.98	U	5.0	0.98	ug/L			07/12/12 21:00	1
Styrene	0.17	U	1.0	0.17	ug/L			07/12/12 21:00	1
1,1,1,2-Tetrachloroethane	0.21	U	1.0	0.21	ug/L			07/12/12 21:00	1
1,1,2,2-Tetrachloroethane	0.21	U	1.0	0.21	ug/L			07/12/12 21:00	1
Tetrachloroethene	0.20	U	1.0	0.20	ug/L			07/12/12 21:00	1
1,1,1-Trichloroethane	0.16	U	1.0	0.16	ug/L			07/12/12 21:00	1
1,1,2-Trichloroethane	0.27	U	1.0	0.27	ug/L			07/12/12 21:00	1
Trichloroethene	0.16	U	1.0	0.16	ug/L			07/12/12 21:00	1
Trichlorofluoromethane	0.29	U	2.0	0.29	ug/L			07/12/12 21:00	1
1,2,3-Trichloropropane	0.33	U	2.5	0.33	ug/L			07/12/12 21:00	1
Vinyl acetate	0.94	U	3.0	0.94	ug/L			07/12/12 21:00	1
Vinyl chloride	0.10	U	1.0	0.10	ug/L			07/12/12 21:00	1
Xylenes (total)	0.19	U	2.0	0.19	ug/L			07/12/12 21:00	1
Chloromethane	0.30	U	2.0	0.30	ug/L			07/12/12 21:00	1
2-Butanone (MEK)	2.0	U	6.0	2.0	ug/L			07/12/12 21:00	1
Toluene	0.17	U	1.0	0.17	ug/L			07/12/12 21:00	1

Surrogate	*%Recovery*	*Qualifier*	*Limits*	*Prepared*	*Analyzed*	*Dil Fac*
1,2-Dichloroethane-d4 (Surr)	*102*		*70 - 127*		*07/12/12 21:00*	*1*
Toluene-d8 (Surr)	*97*		*80 - 125*		*07/12/12 21:00*	*1*
4-Bromofluorobenzene (Surr)	*92*		*78 - 120*		*07/12/12 21:00*	*1*
Dibromofluoromethane (Surr)	*95*		*77 - 120*		*07/12/12 21:00*	*1*

Method: 8260B - Volatile Organic Compounds (GC/MS)

Client Sample ID: MW-6AR
Date Collected: 07/06/12 10:06
Date Received: 07/07/12 08:45

Lab Sample ID: 280-30779-1
Matrix: Water

Analyte	Result	Qualifier	RL	MDL	Unit	D	Prepared	Analyzed	Dil Fac
Acetone	1.9	U	20	1.9	ug/L			07/16/12 15:08	1
Acrylonitrile	1.4	U	20	1.4	ug/L			07/16/12 15:08	1
Benzene	0.16	U	1.0	0.16	ug/L			07/16/12 15:08	1
Bromochloromethane	0.10	U	1.0	0.10	ug/L			07/16/12 15:08	1
Bromodichloromethane	0.17	U	1.0	0.17	ug/L			07/16/12 15:08	1
Bromoform	0.19	U	1.0	0.19	ug/L			07/16/12 15:08	1
Bromomethane	0.21	U	2.0	0.21	ug/L			07/16/12 15:08	1
Carbon disulfide	0.45	U	2.0	0.45	ug/L			07/16/12 15:08	1
Carbon tetrachloride	0.19	U	1.0	0.19	ug/L			07/16/12 15:08	1
Chlorobenzene	0.17	U	1.0	0.17	ug/L			07/16/12 15:08	1
Dibromochloromethane	0.17	U	1.0	0.17	ug/L			07/16/12 15:08	1
Chloroethane	0.41	U	2.0	0.41	ug/L			07/16/12 15:08	1
Chloroform	0.16	U	1.0	0.16	ug/L			07/16/12 15:08	1
Dibromomethane	0.17	U	1.0	0.17	ug/L			07/16/12 15:08	1
1,2-Dichlorobenzene	0.15	U	1.0	0.15	ug/L			07/16/12 15:08	1
1,4-Dichlorobenzene	0.16	U	1.0	0.16	ug/L			07/16/12 15:08	1
trans-1,4-Dichloro-2-butene	0.80	U	3.0	0.80	ug/L			07/16/12 15:08	1
1,1-Dichloroethane	0.22	U	1.0	0.22	ug/L			07/16/12 15:08	1
1,2-Dichloroethane	0.13	U	1.0	0.13	ug/L			07/16/12 15:08	1
cis-1,2-Dichloroethene	0.15	U	1.0	0.15	ug/L			07/16/12 15:08	1
trans-1,2-Dichloroethene	0.15	U	1.0	0.15	ug/L			07/16/12 15:08	1
1,1-Dichloroethene	0.23	U	1.0	0.23	ug/L			07/16/12 15:08	1
1,2-Dichloropropane	0.18	U	1.0	0.18	ug/L			07/16/12 15:08	1
cis-1,3-Dichloropropene	0.16	U	1.0	0.16	ug/L			07/16/12 15:08	1
trans-1,3-Dichloropropene	0.19	U	3.0	0.19	ug/L			07/16/12 15:08	1
Ethylbenzene	0.16	U	1.0	0.16	ug/L			07/16/12 15:08	1
2-Hexanone	1.7	U	5.0	1.7	ug/L			07/16/12 15:08	1
Iodomethane	0.23	U	1.0	0.23	ug/L			07/16/12 15:08	1
Methylene Chloride	0.32	U	2.0	0.32	ug/L			07/16/12 15:08	1
4-Methyl-2-pentanone (MIBK)	0.98	U	5.0	0.98	ug/L			07/16/12 15:08	1
Styrene	0.17	U	1.0	0.17	ug/L			07/16/12 15:08	1
1,1,1,2-Tetrachloroethane	0.21	U	1.0	0.21	ug/L			07/16/12 15:08	1
1,1,2,2-Tetrachloroethane	0.21	U	1.0	0.21	ug/L			07/16/12 15:08	1
Tetrachloroethene	0.20	U	1.0	0.20	ug/L			07/16/12 15:08	1
1,1,1-Trichloroethane	0.16	U	1.0	0.16	ug/L			07/16/12 15:08	1
1,1,2-Trichloroethane	0.27	U	1.0	0.27	ug/L			07/16/12 15:08	1
Trichloroethene	0.16	U	1.0	0.16	ug/L			07/16/12 15:08	1
Trichlorofluoromethane	0.29	U	2.0	0.29	ug/L			07/16/12 15:08	1
1,2,3-Trichloropropane	0.33	U	2.5	0.33	ug/L			07/16/12 15:08	1
Vinyl acetate	0.94	U	3.0	0.94	ug/L			07/16/12 15:08	1
Vinyl chloride	0.10	U	1.0	0.10	ug/L			07/16/12 15:08	1
Xylenes (total)	0.19	U	2.0	0.19	ug/L			07/16/12 15:08	1
Chloromethane	0.30	U	2.0	0.30	ug/L			07/16/12 15:08	1
2-Butanone (MEK)	2.0	U	6.0	2.0	ug/L			07/16/12 15:08	1
Toluene	0.17	U J3	1.0	0.17	ug/L			07/16/12 15:08	1

Surrogate	*%Recovery*	*Qualifier*	*Limits*	*Prepared*	*Analyzed*	*Dil Fac*
1,2-Dichloroethane-d4 (Surr)	*99*		*70 - 127*		*07/16/12 15:08*	*1*
Toluene-d8 (Surr)	*113*		*80 - 125*		*07/16/12 15:08*	*1*
4-Bromofluorobenzene (Surr)	*104*		*78 - 120*		*07/16/12 15:08*	*1*
Dibromofluoromethane (Surr)	*105*		*77 - 120*		*07/16/12 15:08*	*1*

Client Sample Results

Client: Waste Management
Project/Site: FL26|Vista

TestAmerica Job ID: 280-30751-1

Method: 8260B - Volatile Organic Compounds (GC/MS)

Client Sample ID: MW-6BR
Date Collected: 07/06/12 09:30
Date Received: 07/07/12 08:45

Lab Sample ID: 280-30779-3
Matrix: Water

Analyte	Result	Qualifier	RL	MDL	Unit	D	Prepared	Analyzed	Dil Fac
Acetone	1.9	U	20	1.9	ug/L			07/16/12 15:27	1
Acrylonitrile	1.4	U	20	1.4	ug/L			07/16/12 15:27	1
Benzene	0.16	U	1.0	0.16	ug/L			07/16/12 15:27	1
Bromochloromethane	0.10	U	1.0	0.10	ug/L			07/16/12 15:27	1
Bromodichloromethane	0.17	U	1.0	0.17	ug/L			07/16/12 15:27	1
Bromoform	0.19	U	1.0	0.19	ug/L			07/16/12 15:27	1
Bromomethane	0.21	U	2.0	0.21	ug/L			07/16/12 15:27	1
Carbon disulfide	0.45	U	2.0	0.45	ug/L			07/16/12 15:27	1
Carbon tetrachloride	0.19	U	1.0	0.19	ug/L			07/16/12 15:27	1
Chlorobenzene	0.17	U	1.0	0.17	ug/L			07/16/12 15:27	1
Dibromochloromethane	0.17	U	1.0	0.17	ug/L			07/16/12 15:27	1
Chloroethane	0.41	U	2.0	0.41	ug/L			07/16/12 15:27	1
Chloroform	**0.45**	**I**	1.0	0.16	ug/L			07/16/12 15:27	1
Dibromomethane	0.17	U	1.0	0.17	ug/L			07/16/12 15:27	1
1,2-Dichlorobenzene	0.15	U	1.0	0.15	ug/L			07/16/12 15:27	1
1,4-Dichlorobenzene	0.16	U	1.0	0.16	ug/L			07/16/12 15:27	1
trans-1,4-Dichloro-2-butene	0.80	U	3.0	0.80	ug/L			07/16/12 15:27	1
1,1-Dichloroethane	0.22	U	1.0	0.22	ug/L			07/16/12 15:27	1
1,2-Dichloroethane	0.13	U	1.0	0.13	ug/L			07/16/12 15:27	1
cis-1,2-Dichloroethene	0.15	U	1.0	0.15	ug/L			07/16/12 15:27	1
trans-1,2-Dichloroethene	0.15	U	1.0	0.15	ug/L			07/16/12 15:27	1
1,1-Dichloroethene	0.23	U	1.0	0.23	ug/L			07/16/12 15:27	1
1,2-Dichloropropane	0.18	U	1.0	0.18	ug/L			07/16/12 15:27	1
cis-1,3-Dichloropropene	0.16	U	1.0	0.16	ug/L			07/16/12 15:27	1
trans-1,3-Dichloropropene	0.19	U	3.0	0.19	ug/L			07/16/12 15:27	1
Ethylbenzene	0.16	U	1.0	0.16	ug/L			07/16/12 15:27	1
2-Hexanone	1.7	U	5.0	1.7	ug/L			07/16/12 15:27	1
Iodomethane	0.23	U	1.0	0.23	ug/L			07/16/12 15:27	1
Methylene Chloride	0.32	U	2.0	0.32	ug/L			07/16/12 15:27	1
4-Methyl-2-pentanone (MIBK)	0.98	U	5.0	0.98	ug/L			07/16/12 15:27	1
Styrene	0.17	U	1.0	0.17	ug/L			07/16/12 15:27	1
1,1,1,2-Tetrachloroethane	0.21	U	1.0	0.21	ug/L			07/16/12 15:27	1
1,1,2,2-Tetrachloroethane	0.21	U	1.0	0.21	ug/L			07/16/12 15:27	1
Tetrachloroethene	0.20	U	1.0	0.20	ug/L			07/16/12 15:27	1
1,1,1-Trichloroethane	0.16	U	1.0	0.16	ug/L			07/16/12 15:27	1
1,1,2-Trichloroethane	0.27	U	1.0	0.27	ug/L			07/16/12 15:27	1
Trichloroethene	0.16	U	1.0	0.16	ug/L			07/16/12 15:27	1
Trichlorofluoromethane	0.29	U	2.0	0.29	ug/L			07/16/12 15:27	1
1,2,3-Trichloropropane	0.33	U	2.5	0.33	ug/L			07/16/12 15:27	1
Vinyl acetate	0.94	U	3.0	0.94	ug/L			07/16/12 15:27	1
Vinyl chloride	0.10	U	1.0	0.10	ug/L			07/16/12 15:27	1
Xylenes (total)	0.19	U	2.0	0.19	ug/L			07/16/12 15:27	1
Chloromethane	0.30	U	2.0	0.30	ug/L			07/16/12 15:27	1
2-Butanone (MEK)	2.0	U	6.0	2.0	ug/L			07/16/12 15:27	1
Toluene	0.17	U J3	1.0	0.17	ug/L			07/16/12 15:27	1

Surrogate	*%Recovery*	*Qualifier*	*Limits*	*Prepared*	*Analyzed*	*Dil Fac*
1,2-Dichloroethane-d4 (Surr)	*97*		*70 - 127*		*07/16/12 15:27*	*1*
Toluene-d8 (Surr)	*114*		*80 - 125*		*07/16/12 15:27*	*1*
4-Bromofluorobenzene (Surr)	*106*		*78 - 120*		*07/16/12 15:27*	*1*
Dibromofluoromethane (Surr)	*99*		*77 - 120*		*07/16/12 15:27*	*1*

Method: 8260B - Volatile Organic Compounds (GC/MS)

Client Sample ID: MW-FL2R
Date Collected: 07/06/12 08:56
Date Received: 07/07/12 08:45

Lab Sample ID: 280-30779-4
Matrix: Water

Analyte	Result	Qualifier	RL	MDL	Unit	D	Prepared	Analyzed	Dil Fac
Acetone	1.9	U	20	1.9	ug/L			07/16/12 15:45	1
Acrylonitrile	1.4	U	20	1.4	ug/L			07/16/12 15:45	1
Benzene	0.16	U	1.0	0.16	ug/L			07/16/12 15:45	1
Bromochloromethane	0.10	U	1.0	0.10	ug/L			07/16/12 15:45	1
Bromodichloromethane	0.17	U	1.0	0.17	ug/L			07/16/12 15:45	1
Bromoform	0.19	U	1.0	0.19	ug/L			07/16/12 15:45	1
Bromomethane	0.21	U	2.0	0.21	ug/L			07/16/12 15:45	1
Carbon disulfide	0.45	U	2.0	0.45	ug/L			07/16/12 15:45	1
Carbon tetrachloride	0.19	U	1.0	0.19	ug/L			07/16/12 15:45	1
Chlorobenzene	0.17	U	1.0	0.17	ug/L			07/16/12 15:45	1
Dibromochloromethane	0.17	U	1.0	0.17	ug/L			07/16/12 15:45	1
Chloroethane	0.41	U	2.0	0.41	ug/L			07/16/12 15:45	1
Chloroform	0.16	U	1.0	0.16	ug/L			07/16/12 15:45	1
Dibromomethane	0.17	U	1.0	0.17	ug/L			07/16/12 15:45	1
1,2-Dichlorobenzene	0.15	U	1.0	0.15	ug/L			07/16/12 15:45	1
1,4-Dichlorobenzene	0.16	U	1.0	0.16	ug/L			07/16/12 15:45	1
trans-1,4-Dichloro-2-butene	0.80	U	3.0	0.80	ug/L			07/16/12 15:45	1
1,1-Dichloroethane	0.22	U	1.0	0.22	ug/L			07/16/12 15:45	1
1,2-Dichloroethane	0.13	U	1.0	0.13	ug/L			07/16/12 15:45	1
cis-1,2-Dichloroethene	0.15	U	1.0	0.15	ug/L			07/16/12 15:45	1
trans-1,2-Dichloroethene	0.15	U	1.0	0.15	ug/L			07/16/12 15:45	1
1,1-Dichloroethene	0.23	U	1.0	0.23	ug/L			07/16/12 15:45	1
1,2-Dichloropropane	0.18	U	1.0	0.18	ug/L			07/16/12 15:45	1
cis-1,3-Dichloropropene	0.16	U	1.0	0.16	ug/L			07/16/12 15:45	1
trans-1,3-Dichloropropene	0.19	U	3.0	0.19	ug/L			07/16/12 15:45	1
Ethylbenzene	0.16	U	1.0	0.16	ug/L			07/16/12 15:45	1
2-Hexanone	1.7	U	5.0	1.7	ug/L			07/16/12 15:45	1
Iodomethane	0.23	U	1.0	0.23	ug/L			07/16/12 15:45	1
Methylene Chloride	0.32	U	2.0	0.32	ug/L			07/16/12 15:45	1
4-Methyl-2-pentanone (MIBK)	0.98	U	5.0	0.98	ug/L			07/16/12 15:45	1
Styrene	0.17	U	1.0	0.17	ug/L			07/16/12 15:45	1
1,1,1,2-Tetrachloroethane	0.21	U	1.0	0.21	ug/L			07/16/12 15:45	1
1,1,2,2-Tetrachloroethane	0.21	U	1.0	0.21	ug/L			07/16/12 15:45	1
Tetrachloroethene	0.20	U	1.0	0.20	ug/L			07/16/12 15:45	1
1,1,1-Trichloroethane	0.16	U	1.0	0.16	ug/L			07/16/12 15:45	1
1,1,2-Trichloroethane	0.27	U	1.0	0.27	ug/L			07/16/12 15:45	1
Trichloroethene	0.16	U	1.0	0.16	ug/L			07/16/12 15:45	1
Trichlorofluoromethane	0.29	U	2.0	0.29	ug/L			07/16/12 15:45	1
1,2,3-Trichloropropane	0.33	U	2.5	0.33	ug/L			07/16/12 15:45	1
Vinyl acetate	0.94	U	3.0	0.94	ug/L			07/16/12 15:45	1
Vinyl chloride	0.10	U	1.0	0.10	ug/L			07/16/12 15:45	1
Xylenes (total)	0.19	U	2.0	0.19	ug/L			07/16/12 15:45	1
Chloromethane	0.30	U	2.0	0.30	ug/L			07/16/12 15:45	1
2-Butanone (MEK)	2.0	U	6.0	2.0	ug/L			07/16/12 15:45	1
Toluene	0.17	U J3	1.0	0.17	ug/L			07/16/12 15:45	1

Surrogate	*%Recovery*	*Qualifier*	*Limits*	*Prepared*	*Analyzed*	*Dil Fac*
1,2-Dichloroethane-d4 (Surr)	*103*		*70 - 127*		*07/16/12 15:45*	*1*
Toluene-d8 (Surr)	*108*		*80 - 125*		*07/16/12 15:45*	*1*
4-Bromofluorobenzene (Surr)	*102*		*78 - 120*		*07/16/12 15:45*	*1*
Dibromofluoromethane (Surr)	*111*		*77 - 120*		*07/16/12 15:45*	*1*

Method: 8260B - Volatile Organic Compounds (GC/MS)

Client Sample ID: MW-2B
Date Collected: 07/06/12 08:17
Date Received: 07/07/12 08:45

Lab Sample ID: 280-30779-5
Matrix: Water

Analyte	Result	Qualifier	RL	MDL	Unit	D	Prepared	Analyzed	Dil Fac
Acetone	1.9	U	20	1.9	ug/L			07/16/12 16:04	1
Acrylonitrile	1.4	U	20	1.4	ug/L			07/16/12 16:04	1
Benzene	0.16	U	1.0	0.16	ug/L			07/16/12 16:04	1
Bromochloromethane	0.10	U	1.0	0.10	ug/L			07/16/12 16:04	1
Bromodichloromethane	0.17	U	1.0	0.17	ug/L			07/16/12 16:04	1
Bromoform	0.19	U	1.0	0.19	ug/L			07/16/12 16:04	1
Bromomethane	0.21	U	2.0	0.21	ug/L			07/16/12 16:04	1
Carbon disulfide	0.45	U	2.0	0.45	ug/L			07/16/12 16:04	1
Carbon tetrachloride	0.19	U	1.0	0.19	ug/L			07/16/12 16:04	1
Chlorobenzene	0.17	U	1.0	0.17	ug/L			07/16/12 16:04	1
Dibromochloromethane	0.17	U	1.0	0.17	ug/L			07/16/12 16:04	1
Chloroethane	0.41	U	2.0	0.41	ug/L			07/16/12 16:04	1
Chloroform	0.16	U	1.0	0.16	ug/L			07/16/12 16:04	1
Dibromomethane	0.17	U	1.0	0.17	ug/L			07/16/12 16:04	1
1,2-Dichlorobenzene	0.15	U	1.0	0.15	ug/L			07/16/12 16:04	1
1,4-Dichlorobenzene	0.16	U	1.0	0.16	ug/L			07/16/12 16:04	1
trans-1,4-Dichloro-2-butene	0.80	U	3.0	0.80	ug/L			07/16/12 16:04	1
1,1-Dichloroethane	0.22	U	1.0	0.22	ug/L			07/16/12 16:04	1
1,2-Dichloroethane	0.13	U	1.0	0.13	ug/L			07/16/12 16:04	1
cis-1,2-Dichloroethene	0.15	U	1.0	0.15	ug/L			07/16/12 16:04	1
trans-1,2-Dichloroethene	0.15	U	1.0	0.15	ug/L			07/16/12 16:04	1
1,1-Dichloroethene	0.23	U	1.0	0.23	ug/L			07/16/12 16:04	1
1,2-Dichloropropane	0.18	U	1.0	0.18	ug/L			07/16/12 16:04	1
cis-1,3-Dichloropropene	0.16	U	1.0	0.16	ug/L			07/16/12 16:04	1
trans-1,3-Dichloropropene	0.19	U	3.0	0.19	ug/L			07/16/12 16:04	1
Ethylbenzene	0.16	U	1.0	0.16	ug/L			07/16/12 16:04	1
2-Hexanone	1.7	U	5.0	1.7	ug/L			07/16/12 16:04	1
Iodomethane	0.23	U	1.0	0.23	ug/L			07/16/12 16:04	1
Methylene Chloride	0.32	U	2.0	0.32	ug/L			07/16/12 16:04	1
4-Methyl-2-pentanone (MIBK)	0.98	U	5.0	0.98	ug/L			07/16/12 16:04	1
Styrene	0.17	U	1.0	0.17	ug/L			07/16/12 16:04	1
1,1,1,2-Tetrachloroethane	0.21	U	1.0	0.21	ug/L			07/16/12 16:04	1
1,1,2,2-Tetrachloroethane	0.21	U	1.0	0.21	ug/L			07/16/12 16:04	1
Tetrachloroethene	0.20	U	1.0	0.20	ug/L			07/16/12 16:04	1
1,1,1-Trichloroethane	0.16	U	1.0	0.16	ug/L			07/16/12 16:04	1
1,1,2-Trichloroethane	0.27	U	1.0	0.27	ug/L			07/16/12 16:04	1
Trichloroethene	0.16	U	1.0	0.16	ug/L			07/16/12 16:04	1
Trichlorofluoromethane	0.29	U	2.0	0.29	ug/L			07/16/12 16:04	1
1,2,3-Trichloropropane	0.33	U	2.5	0.33	ug/L			07/16/12 16:04	1
Vinyl acetate	0.94	U	3.0	0.94	ug/L			07/16/12 16:04	1
Vinyl chloride	0.10	U	1.0	0.10	ug/L			07/16/12 16:04	1
Xylenes (total)	0.19	U	2.0	0.19	ug/L			07/16/12 16:04	1
Chloromethane	0.30	U	2.0	0.30	ug/L			07/16/12 16:04	1
2-Butanone (MEK)	2.0	U	6.0	2.0	ug/L			07/16/12 16:04	1
Toluene	0.17	U J3	1.0	0.17	ug/L			07/16/12 16:04	1

Surrogate	*%Recovery*	*Qualifier*	*Limits*	*Prepared*	*Analyzed*	*Dil Fac*
1,2-Dichloroethane-d4 (Surr)	*106*		*70 - 127*		*07/16/12 16:04*	*1*
Toluene-d8 (Surr)	*115*		*80 - 125*		*07/16/12 16:04*	*1*
4-Bromofluorobenzene (Surr)	*106*		*78 - 120*		*07/16/12 16:04*	*1*
Dibromofluoromethane (Surr)	*116*		*77 - 120*		*07/16/12 16:04*	*1*

Method: 8260B - Volatile Organic Compounds (GC/MS)

Client Sample ID: MW-8R
Date Collected: 07/06/12 07:40
Date Received: 07/07/12 08:45

Lab Sample ID: 280-30779-6
Matrix: Water

Analyte	Result	Qualifier	RL	MDL	Unit	D	Prepared	Analyzed	Dil Fac
Acetone	1.9	U	20	1.9	ug/L			07/16/12 16:23	1
Acrylonitrile	1.4	U	20	1.4	ug/L			07/16/12 16:23	1
Benzene	0.16	U	1.0	0.16	ug/L			07/16/12 16:23	1
Bromochloromethane	0.10	U	1.0	0.10	ug/L			07/16/12 16:23	1
Bromodichloromethane	0.17	U	1.0	0.17	ug/L			07/16/12 16:23	1
Bromoform	0.19	U	1.0	0.19	ug/L			07/16/12 16:23	1
Bromomethane	0.21	U	2.0	0.21	ug/L			07/16/12 16:23	1
Carbon disulfide	**0.75**	**I**	2.0	0.45	ug/L			07/16/12 16:23	1
Carbon tetrachloride	0.19	U	1.0	0.19	ug/L			07/16/12 16:23	1
Chlorobenzene	0.17	U	1.0	0.17	ug/L			07/16/12 16:23	1
Dibromochloromethane	0.17	U	1.0	0.17	ug/L			07/16/12 16:23	1
Chloroethane	0.41	U	2.0	0.41	ug/L			07/16/12 16:23	1
Chloroform	0.16	U	1.0	0.16	ug/L			07/16/12 16:23	1
Dibromomethane	0.17	U	1.0	0.17	ug/L			07/16/12 16:23	1
1,2-Dichlorobenzene	0.15	U	1.0	0.15	ug/L			07/16/12 16:23	1
1,4-Dichlorobenzene	0.16	U	1.0	0.16	ug/L			07/16/12 16:23	1
trans-1,4-Dichloro-2-butene	0.80	U	3.0	0.80	ug/L			07/16/12 16:23	1
1,1-Dichloroethane	0.22	U	1.0	0.22	ug/L			07/16/12 16:23	1
1,2-Dichloroethane	0.13	U	1.0	0.13	ug/L			07/16/12 16:23	1
cis-1,2-Dichloroethene	0.15	U	1.0	0.15	ug/L			07/16/12 16:23	1
trans-1,2-Dichloroethene	0.15	U	1.0	0.15	ug/L			07/16/12 16:23	1
1,1-Dichloroethene	0.23	U	1.0	0.23	ug/L			07/16/12 16:23	1
1,2-Dichloropropane	0.18	U	1.0	0.18	ug/L			07/16/12 16:23	1
cis-1,3-Dichloropropene	0.16	U	1.0	0.16	ug/L			07/16/12 16:23	1
trans-1,3-Dichloropropene	0.19	U	3.0	0.19	ug/L			07/16/12 16:23	1
Ethylbenzene	0.16	U	1.0	0.16	ug/L			07/16/12 16:23	1
2-Hexanone	1.7	U	5.0	1.7	ug/L			07/16/12 16:23	1
Iodomethane	0.23	U	1.0	0.23	ug/L			07/16/12 16:23	1
Methylene Chloride	0.32	U	2.0	0.32	ug/L			07/16/12 16:23	1
4-Methyl-2-pentanone (MIBK)	0.98	U	5.0	0.98	ug/L			07/16/12 16:23	1
Styrene	0.17	U	1.0	0.17	ug/L			07/16/12 16:23	1
1,1,1,2-Tetrachloroethane	0.21	U	1.0	0.21	ug/L			07/16/12 16:23	1
1,1,2,2-Tetrachloroethane	0.21	U	1.0	0.21	ug/L			07/16/12 16:23	1
Tetrachloroethene	0.20	U	1.0	0.20	ug/L			07/16/12 16:23	1
1,1,1-Trichloroethane	0.16	U	1.0	0.16	ug/L			07/16/12 16:23	1
1,1,2-Trichloroethane	0.27	U	1.0	0.27	ug/L			07/16/12 16:23	1
Trichloroethene	0.16	U	1.0	0.16	ug/L			07/16/12 16:23	1
Trichlorofluoromethane	0.29	U	2.0	0.29	ug/L			07/16/12 16:23	1
1,2,3-Trichloropropane	0.33	U	2.5	0.33	ug/L			07/16/12 16:23	1
Vinyl acetate	0.94	U	3.0	0.94	ug/L			07/16/12 16:23	1
Vinyl chloride	0.10	U	1.0	0.10	ug/L			07/16/12 16:23	1
Xylenes (total)	0.19	U	2.0	0.19	ug/L			07/16/12 16:23	1
Chloromethane	0.30	U	2.0	0.30	ug/L			07/16/12 16:23	1
2-Butanone (MEK)	2.0	U	6.0	2.0	ug/L			07/16/12 16:23	1
Toluene	0.17	U J3	1.0	0.17	ug/L			07/16/12 16:23	1

Surrogate	*%Recovery*	*Qualifier*	*Limits*	*Prepared*	*Analyzed*	*Dil Fac*
1,2-Dichloroethane-d4 (Surr)	*109*		*70 - 127*		*07/16/12 16:23*	*1*
Toluene-d8 (Surr)	*111*		*80 - 125*		*07/16/12 16:23*	*1*
4-Bromofluorobenzene (Surr)	*104*		*78 - 120*		*07/16/12 16:23*	*1*
Dibromofluoromethane (Surr)	*115*		*77 - 120*		*07/16/12 16:23*	*1*

Method: 8260B - Volatile Organic Compounds (GC/MS)

Client Sample ID: TRIP BLANK1
Date Collected: 07/06/12 07:40
Date Received: 07/07/12 08:45

Lab Sample ID: 280-30779-7
Matrix: Water

Analyte	Result	Qualifier	RL	MDL	Unit	D	Prepared	Analyzed	Dil Fac
Acetone	1.9	U	20	1.9	ug/L			07/16/12 16:41	1
Acrylonitrile	1.4	U	20	1.4	ug/L			07/16/12 16:41	1
Benzene	0.16	U	1.0	0.16	ug/L			07/16/12 16:41	1
Bromochloromethane	0.10	U	1.0	0.10	ug/L			07/16/12 16:41	1
Bromodichloromethane	0.17	U	1.0	0.17	ug/L			07/16/12 16:41	1
Bromoform	0.19	U	1.0	0.19	ug/L			07/16/12 16:41	1
Bromomethane	0.21	U	2.0	0.21	ug/L			07/16/12 16:41	1
Carbon disulfide	0.45	U	2.0	0.45	ug/L			07/16/12 16:41	1
Carbon tetrachloride	0.19	U	1.0	0.19	ug/L			07/16/12 16:41	1
Chlorobenzene	0.17	U	1.0	0.17	ug/L			07/16/12 16:41	1
Dibromochloromethane	0.17	U	1.0	0.17	ug/L			07/16/12 16:41	1
Chloroethane	0.41	U	2.0	0.41	ug/L			07/16/12 16:41	1
Chloroform	0.16	U	1.0	0.16	ug/L			07/16/12 16:41	1
Dibromomethane	0.17	U	1.0	0.17	ug/L			07/16/12 16:41	1
1,2-Dichlorobenzene	0.15	U	1.0	0.15	ug/L			07/16/12 16:41	1
1,4-Dichlorobenzene	0.16	U	1.0	0.16	ug/L			07/16/12 16:41	1
trans-1,4-Dichloro-2-butene	0.80	U	3.0	0.80	ug/L			07/16/12 16:41	1
1,1-Dichloroethane	0.22	U	1.0	0.22	ug/L			07/16/12 16:41	1
1,2-Dichloroethane	0.13	U	1.0	0.13	ug/L			07/16/12 16:41	1
cis-1,2-Dichloroethene	0.15	U	1.0	0.15	ug/L			07/16/12 16:41	1
trans-1,2-Dichloroethene	0.15	U	1.0	0.15	ug/L			07/16/12 16:41	1
1,1-Dichloroethene	0.23	U	1.0	0.23	ug/L			07/16/12 16:41	1
1,2-Dichloropropane	0.18	U	1.0	0.18	ug/L			07/16/12 16:41	1
cis-1,3-Dichloropropene	0.16	U	1.0	0.16	ug/L			07/16/12 16:41	1
trans-1,3-Dichloropropene	0.19	U	3.0	0.19	ug/L			07/16/12 16:41	1
Ethylbenzene	0.16	U	1.0	0.16	ug/L			07/16/12 16:41	1
2-Hexanone	1.7	U	5.0	1.7	ug/L			07/16/12 16:41	1
Iodomethane	0.23	U	1.0	0.23	ug/L			07/16/12 16:41	1
Methylene Chloride	0.32	U	2.0	0.32	ug/L			07/16/12 16:41	1
4-Methyl-2-pentanone (MIBK)	0.98	U	5.0	0.98	ug/L			07/16/12 16:41	1
Styrene	0.17	U	1.0	0.17	ug/L			07/16/12 16:41	1
1,1,1,2-Tetrachloroethane	0.21	U	1.0	0.21	ug/L			07/16/12 16:41	1
1,1,2,2-Tetrachloroethane	0.21	U	1.0	0.21	ug/L			07/16/12 16:41	1
Tetrachloroethene	0.20	U	1.0	0.20	ug/L			07/16/12 16:41	1
1,1,1-Trichloroethane	0.16	U	1.0	0.16	ug/L			07/16/12 16:41	1
1,1,2-Trichloroethane	0.27	U	1.0	0.27	ug/L			07/16/12 16:41	1
Trichloroethene	0.16	U	1.0	0.16	ug/L			07/16/12 16:41	1
Trichlorofluoromethane	0.29	U	2.0	0.29	ug/L			07/16/12 16:41	1
1,2,3-Trichloropropane	0.33	U	2.5	0.33	ug/L			07/16/12 16:41	1
Vinyl acetate	0.94	U	3.0	0.94	ug/L			07/16/12 16:41	1
Vinyl chloride	0.10	U	1.0	0.10	ug/L			07/16/12 16:41	1
Xylenes (total)	0.19	U	2.0	0.19	ug/L			07/16/12 16:41	1
Chloromethane	0.30	U	2.0	0.30	ug/L			07/16/12 16:41	1
2-Butanone (MEK)	2.0	U	6.0	2.0	ug/L			07/16/12 16:41	1
Toluene	0.17	U J3	1.0	0.17	ug/L			07/16/12 16:41	1

Surrogate	*%Recovery*	*Qualifier*	*Limits*	*Prepared*	*Analyzed*	*Dil Fac*
1,2-Dichloroethane-d4 (Surr)	*103*		*70 - 127*		*07/16/12 16:41*	*1*
Toluene-d8 (Surr)	*110*		*80 - 125*		*07/16/12 16:41*	*1*
4-Bromofluorobenzene (Surr)	*106*		*78 - 120*		*07/16/12 16:41*	*1*
Dibromofluoromethane (Surr)	*112*		*77 - 120*		*07/16/12 16:41*	*1*

Method: 504.1 - EDB, DBCP and 1,2,3-TCP (GC)

Client Sample ID: MW-5A — **Lab Sample ID: 280-30751-1**
Date Collected: 07/05/12 14:39 — **Matrix: Water**
Date Received: 07/06/12 10:00

Analyte	Result	Qualifier	RL	MDL	Unit	D	Prepared	Analyzed	Dil Fac
1,2-Dibromoethane	0.0037	U	0.020	0.0037	ug/L		07/16/12 13:16	07/16/12 19:00	1
1,2-Dibromo-3-Chloropropane	0.0069	U	0.020	0.0069	ug/L		07/16/12 13:16	07/16/12 19:00	1

Surrogate	*%Recovery*	*Qualifier*	*Limits*	*Prepared*	*Analyzed*	*Dil Fac*
1,2-Dibromopropane	*83*		*70 - 130*	*07/16/12 13:16*	*07/16/12 19:00*	*1*

Client Sample ID: MW-5B — **Lab Sample ID: 280-30751-2**
Date Collected: 07/05/12 14:09 — **Matrix: Water**
Date Received: 07/06/12 10:00

Analyte	Result	Qualifier	RL	MDL	Unit	D	Prepared	Analyzed	Dil Fac
1,2-Dibromoethane	0.0037	U	0.020	0.0037	ug/L		07/16/12 13:16	07/16/12 19:20	1
1,2-Dibromo-3-Chloropropane	0.0068	U	0.020	0.0068	ug/L		07/16/12 13:16	07/16/12 19:20	1

Surrogate	*%Recovery*	*Qualifier*	*Limits*	*Prepared*	*Analyzed*	*Dil Fac*
1,2-Dibromopropane	*89*		*70 - 130*	*07/16/12 13:16*	*07/16/12 19:20*	*1*

Client Sample ID: MW-4A — **Lab Sample ID: 280-30751-3**
Date Collected: 07/05/12 13:33 — **Matrix: Water**
Date Received: 07/06/12 10:00

Analyte	Result	Qualifier	RL	MDL	Unit	D	Prepared	Analyzed	Dil Fac
1,2-Dibromoethane	0.0037	U	0.020	0.0037	ug/L		07/16/12 13:16	07/16/12 19:39	1
1,2-Dibromo-3-Chloropropane	0.0068	U	0.020	0.0068	ug/L		07/16/12 13:16	07/16/12 19:39	1

Surrogate	*%Recovery*	*Qualifier*	*Limits*	*Prepared*	*Analyzed*	*Dil Fac*
1,2-Dibromopropane	*84*		*70 - 130*	*07/16/12 13:16*	*07/16/12 19:39*	*1*

Client Sample ID: MW-4B — **Lab Sample ID: 280-30751-4**
Date Collected: 07/05/12 13:01 — **Matrix: Water**
Date Received: 07/06/12 10:00

Analyte	Result	Qualifier	RL	MDL	Unit	D	Prepared	Analyzed	Dil Fac
1,2-Dibromoethane	0.0038	U	0.021	0.0038	ug/L		07/16/12 13:16	07/16/12 19:59	1
1,2-Dibromo-3-Chloropropane	0.0070	U	0.021	0.0070	ug/L		07/16/12 13:16	07/16/12 19:59	1

Surrogate	*%Recovery*	*Qualifier*	*Limits*	*Prepared*	*Analyzed*	*Dil Fac*
1,2-Dibromopropane	*89*		*70 - 130*	*07/16/12 13:16*	*07/16/12 19:59*	*1*

Client Sample ID: MW-3A — **Lab Sample ID: 280-30751-5**
Date Collected: 07/05/12 12:26 — **Matrix: Water**
Date Received: 07/06/12 10:00

Analyte	Result	Qualifier	RL	MDL	Unit	D	Prepared	Analyzed	Dil Fac
1,2-Dibromoethane	0.0037	U	0.020	0.0037	ug/L		07/16/12 13:16	07/16/12 20:19	1
1,2-Dibromo-3-Chloropropane	0.0068	U	0.020	0.0068	ug/L		07/16/12 13:16	07/16/12 20:19	1

Surrogate	*%Recovery*	*Qualifier*	*Limits*	*Prepared*	*Analyzed*	*Dil Fac*
1,2-Dibromopropane	*88*		*70 - 130*	*07/16/12 13:16*	*07/16/12 20:19*	*1*

Client Sample ID: MW-3B — **Lab Sample ID: 280-30751-6**
Date Collected: 07/05/12 11:56 — **Matrix: Water**
Date Received: 07/06/12 10:00

Analyte	Result	Qualifier	RL	MDL	Unit	D	Prepared	Analyzed	Dil Fac
1,2-Dibromoethane	0.0037	U	0.020	0.0037	ug/L		07/16/12 13:16	07/16/12 20:38	1
1,2-Dibromo-3-Chloropropane	0.0068	U	0.020	0.0068	ug/L		07/16/12 13:16	07/16/12 20:38	1

Method: 504.1 - EDB, DBCP and 1,2,3-TCP (GC) (Continued)

Surrogate	%Recovery	Qualifier	Limits	Prepared	Analyzed	Dil Fac
1,2-Dibromopropane	86		70 - 130	07/16/12 13:16	07/16/12 20:38	1

Client Sample ID: MW-FL1 — **Lab Sample ID: 280-30751-7**
Date Collected: 07/05/12 11:23 — **Matrix: Water**
Date Received: 07/06/12 10:00

Analyte	Result	Qualifier	RL	MDL	Unit	D	Prepared	Analyzed	Dil Fac
1,2-Dibromoethane	0.0037	U	0.020	0.0037	ug/L		07/16/12 13:16	07/16/12 20:58	1
1,2-Dibromo-3-Chloropropane	0.0067	U	0.020	0.0067	ug/L		07/16/12 13:16	07/16/12 20:58	1

Surrogate	%Recovery	Qualifier	Limits	Prepared	Analyzed	Dil Fac
1,2-Dibromopropane	87		70 - 130	07/16/12 13:16	07/16/12 20:58	1

Client Sample ID: MW-7A — **Lab Sample ID: 280-30751-8**
Date Collected: 07/05/12 10:45 — **Matrix: Water**
Date Received: 07/06/12 10:00

Analyte	Result	Qualifier	RL	MDL	Unit	D	Prepared	Analyzed	Dil Fac
1,2-Dibromoethane	0.0037	U	0.020	0.0037	ug/L		07/16/12 13:16	07/16/12 21:18	1
1,2-Dibromo-3-Chloropropane	0.0068	U	0.020	0.0068	ug/L		07/16/12 13:16	07/16/12 21:18	1

Surrogate	%Recovery	Qualifier	Limits	Prepared	Analyzed	Dil Fac
1,2-Dibromopropane	86		70 - 130	07/16/12 13:16	07/16/12 21:18	1

Client Sample ID: MW-7B — **Lab Sample ID: 280-30751-9**
Date Collected: 07/05/12 10:14 — **Matrix: Water**
Date Received: 07/06/12 10:00

Analyte	Result	Qualifier	RL	MDL	Unit	D	Prepared	Analyzed	Dil Fac
1,2-Dibromoethane	0.0037	U	0.020	0.0037	ug/L		07/16/12 13:16	07/16/12 21:37	1
1,2-Dibromo-3-Chloropropane	0.0067	U	0.020	0.0067	ug/L		07/16/12 13:16	07/16/12 21:37	1

Surrogate	%Recovery	Qualifier	Limits	Prepared	Analyzed	Dil Fac
1,2-Dibromopropane	85		70 - 130	07/16/12 13:16	07/16/12 21:37	1

Client Sample ID: MW-1A — **Lab Sample ID: 280-30751-10**
Date Collected: 07/05/12 09:06 — **Matrix: Water**
Date Received: 07/06/12 10:00

Analyte	Result	Qualifier	RL	MDL	Unit	D	Prepared	Analyzed	Dil Fac
1,2-Dibromoethane	0.0037	U	0.020	0.0037	ug/L		07/16/12 13:16	07/16/12 21:57	1
1,2-Dibromo-3-Chloropropane	0.0069	U	0.020	0.0069	ug/L		07/16/12 13:16	07/16/12 21:57	1

Surrogate	%Recovery	Qualifier	Limits	Prepared	Analyzed	Dil Fac
1,2-Dibromopropane	80		70 - 130	07/16/12 13:16	07/16/12 21:57	1

Client Sample ID: MW-1B — **Lab Sample ID: 280-30751-11**
Date Collected: 07/05/12 09:39 — **Matrix: Water**
Date Received: 07/06/12 10:00

Analyte	Result	Qualifier	RL	MDL	Unit	D	Prepared	Analyzed	Dil Fac
1,2-Dibromoethane	0.0037	U	0.020	0.0037	ug/L		07/16/12 13:19	07/16/12 23:56	1
1,2-Dibromo-3-Chloropropane	0.0068	U	0.020	0.0068	ug/L		07/16/12 13:19	07/16/12 23:56	1

Surrogate	%Recovery	Qualifier	Limits	Prepared	Analyzed	Dil Fac
1,2-Dibromopropane	92		70 - 130	07/16/12 13:19	07/16/12 23:56	1

Method: 504.1 - EDB, DBCP and 1,2,3-TCP (GC)

Client Sample ID: MW-FL3 — **Lab Sample ID: 280-30751-12**
Date Collected: 07/05/12 08:27 — **Matrix: Water**
Date Received: 07/06/12 10:00

Analyte	Result	Qualifier	RL	MDL	Unit	D	Prepared	Analyzed	Dil Fac
1,2-Dibromoethane	0.0037	U	0.020	0.0037	ug/L		07/16/12 13:19	07/17/12 00:15	1
1,2-Dibromo-3-Chloropropane	0.0069	U	0.020	0.0069	ug/L		07/16/12 13:19	07/17/12 00:15	1

Surrogate	*%Recovery*	*Qualifier*	*Limits*	*Prepared*	*Analyzed*	*Dil Fac*
1,2-Dibromopropane	*90*		*70 - 130*	*07/16/12 13:19*	*07/17/12 00:15*	*1*

Client Sample ID: MW-6AR — **Lab Sample ID: 280-30779-1**
Date Collected: 07/06/12 10:06 — **Matrix: Water**
Date Received: 07/07/12 08:45

Analyte	Result	Qualifier	RL	MDL	Unit	D	Prepared	Analyzed	Dil Fac
1,2-Dibromoethane	0.0037	U	0.020	0.0037	ug/L		07/16/12 13:19	07/17/12 00:35	1
1,2-Dibromo-3-Chloropropane	0.0069	U	0.020	0.0069	ug/L		07/16/12 13:19	07/17/12 00:35	1

Surrogate	*%Recovery*	*Qualifier*	*Limits*	*Prepared*	*Analyzed*	*Dil Fac*
1,2-Dibromopropane	*91*		*70 - 130*	*07/16/12 13:19*	*07/17/12 00:35*	*1*

Client Sample ID: MW-6BR — **Lab Sample ID: 280-30779-3**
Date Collected: 07/06/12 09:30 — **Matrix: Water**
Date Received: 07/07/12 08:45

Analyte	Result	Qualifier	RL	MDL	Unit	D	Prepared	Analyzed	Dil Fac
1,2-Dibromoethane	0.0037	U	0.020	0.0037	ug/L		07/16/12 13:19	07/17/12 00:55	1
1,2-Dibromo-3-Chloropropane	0.0068	U	0.020	0.0068	ug/L		07/16/12 13:19	07/17/12 00:55	1

Surrogate	*%Recovery*	*Qualifier*	*Limits*	*Prepared*	*Analyzed*	*Dil Fac*
1,2-Dibromopropane	*91*		*70 - 130*	*07/16/12 13:19*	*07/17/12 00:55*	*1*

Client Sample ID: MW-FL2R — **Lab Sample ID: 280-30779-4**
Date Collected: 07/06/12 08:56 — **Matrix: Water**
Date Received: 07/07/12 08:45

Analyte	Result	Qualifier	RL	MDL	Unit	D	Prepared	Analyzed	Dil Fac
1,2-Dibromoethane	0.0037	U	0.020	0.0037	ug/L		07/16/12 13:19	07/17/12 01:14	1
1,2-Dibromo-3-Chloropropane	0.0068	U	0.020	0.0068	ug/L		07/16/12 13:19	07/17/12 01:14	1

Surrogate	*%Recovery*	*Qualifier*	*Limits*	*Prepared*	*Analyzed*	*Dil Fac*
1,2-Dibromopropane	*94*		*70 - 130*	*07/16/12 13:19*	*07/17/12 01:14*	*1*

Client Sample ID: MW-2B — **Lab Sample ID: 280-30779-5**
Date Collected: 07/06/12 08:17 — **Matrix: Water**
Date Received: 07/07/12 08:45

Analyte	Result	Qualifier	RL	MDL	Unit	D	Prepared	Analyzed	Dil Fac
1,2-Dibromoethane	0.0037	U	0.020	0.0037	ug/L		07/16/12 13:19	07/17/12 01:53	1
1,2-Dibromo-3-Chloropropane	0.0069	U	0.020	0.0069	ug/L		07/16/12 13:19	07/17/12 01:53	1

Surrogate	*%Recovery*	*Qualifier*	*Limits*	*Prepared*	*Analyzed*	*Dil Fac*
1,2-Dibromopropane	*89*		*70 - 130*	*07/16/12 13:19*	*07/17/12 01:53*	*1*

Client Sample ID: MW-8R — **Lab Sample ID: 280-30779-6**
Date Collected: 07/06/12 07:40 — **Matrix: Water**
Date Received: 07/07/12 08:45

Analyte	Result	Qualifier	RL	MDL	Unit	D	Prepared	Analyzed	Dil Fac
1,2-Dibromoethane	0.0037	U	0.020	0.0037	ug/L		07/16/12 13:19	07/17/12 02:13	1
1,2-Dibromo-3-Chloropropane	0.0067	U	0.020	0.0067	ug/L		07/16/12 13:19	07/17/12 02:13	1

Method: 504.1 - EDB, DBCP and 1,2,3-TCP (GC) (Continued)

Surrogate	%Recovery	Qualifier	Limits	Prepared	Analyzed	Dil Fac
1,2-Dibromopropane	85		70 - 130	07/16/12 13:19	07/17/12 02:13	1

Method: 6010B - Metals (ICP) - Total Recoverable

Client Sample ID: MW-5A — **Lab Sample ID: 280-30751-1**
Date Collected: 07/05/12 14:39 — **Matrix: Water**
Date Received: 07/06/12 10:00

Analyte	Result	Qualifier	RL	MDL	Unit	D	Prepared	Analyzed	Dil Fac
Aluminum	320		100	18	ug/L		07/10/12 07:00	07/18/12 12:23	1
Barium	43		10	0.58	ug/L		07/10/12 07:00	07/10/12 15:47	1
Cadmium	0.45	U	5.0	0.45	ug/L		07/10/12 07:00	07/10/12 15:47	1
Manganese	5.2	I	10	0.25	ug/L		07/10/12 07:00	07/10/12 15:47	1
Cobalt	1.2	U	10	1.2	ug/L		07/10/12 07:00	07/10/12 15:47	1
Chromium	1.3	I	10	0.66	ug/L		07/10/12 07:00	07/10/12 15:47	1
Copper	1.4	U	15	1.4	ug/L		07/10/12 07:00	07/10/12 15:47	1
Nickel	1.3	U	40	1.3	ug/L		07/10/12 07:00	07/10/12 15:47	1
Lead	2.6	U	9.0	2.6	ug/L		07/10/12 07:00	07/10/12 15:47	1
Selenium	4.9	U	15	4.9	ug/L		07/10/12 07:00	07/10/12 15:47	1
Iron	84	I	100	22	ug/L		07/10/12 07:00	07/10/12 15:47	1
Vanadium	1.1	U	10	1.1	ug/L		07/10/12 07:00	07/10/12 15:47	1
Zinc	6.9	I	20	4.5	ug/L		07/10/12 07:00	07/10/12 15:47	1
Silver	0.93	U	10	0.93	ug/L		07/10/12 07:00	07/10/12 15:47	1
Sodium	1.9		1.0	0.092	mg/L		07/10/12 07:00	07/10/12 15:47	1

Client Sample ID: MW-5B — **Lab Sample ID: 280-30751-2**
Date Collected: 07/05/12 14:09 — **Matrix: Water**
Date Received: 07/06/12 10:00

Analyte	Result	Qualifier	RL	MDL	Unit	D	Prepared	Analyzed	Dil Fac
Aluminum	430		100	18	ug/L		07/10/12 07:00	07/10/12 15:57	1
Barium	11		10	0.58	ug/L		07/10/12 07:00	07/10/12 15:57	1
Cadmium	0.45	U	5.0	0.45	ug/L		07/10/12 07:00	07/10/12 15:57	1
Manganese	2.6	I	10	0.25	ug/L		07/10/12 07:00	07/10/12 15:57	1
Cobalt	1.2	U	10	1.2	ug/L		07/10/12 07:00	07/10/12 15:57	1
Chromium	0.68	I	10	0.66	ug/L		07/10/12 07:00	07/10/12 15:57	1
Copper	1.4	U	15	1.4	ug/L		07/10/12 07:00	07/10/12 15:57	1
Nickel	1.3	U	40	1.3	ug/L		07/10/12 07:00	07/10/12 15:57	1
Lead	2.6	U	9.0	2.6	ug/L		07/10/12 07:00	07/10/12 15:57	1
Selenium	4.9	U	15	4.9	ug/L		07/10/12 07:00	07/10/12 15:57	1
Iron	120		100	22	ug/L		07/10/12 07:00	07/10/12 15:57	1
Vanadium	1.3	I	10	1.1	ug/L		07/10/12 07:00	07/10/12 15:57	1
Zinc	4.5	U	20	4.5	ug/L		07/10/12 07:00	07/10/12 15:57	1
Silver	0.93	U	10	0.93	ug/L		07/10/12 07:00	07/10/12 15:57	1
Sodium	3.9		1.0	0.092	mg/L		07/10/12 07:00	07/10/12 15:57	1

Client Sample ID: MW-4A — **Lab Sample ID: 280-30751-3**
Date Collected: 07/05/12 13:33 — **Matrix: Water**
Date Received: 07/06/12 10:00

Analyte	Result	Qualifier	RL	MDL	Unit	D	Prepared	Analyzed	Dil Fac
Aluminum	62	I	100	18	ug/L		07/10/12 07:00	07/10/12 15:59	1
Barium	17		10	0.58	ug/L		07/10/12 07:00	07/10/12 15:59	1
Cadmium	0.45	U	5.0	0.45	ug/L		07/10/12 07:00	07/10/12 15:59	1
Manganese	21		10	0.25	ug/L		07/10/12 07:00	07/10/12 15:59	1
Cobalt	1.2	U	10	1.2	ug/L		07/10/12 07:00	07/10/12 15:59	1
Chromium	0.66	U	10	0.66	ug/L		07/10/12 07:00	07/10/12 15:59	1

Method: 6010B - Metals (ICP) - Total Recoverable (Continued)

Client Sample ID: MW-4A — **Lab Sample ID: 280-30751-3**
Date Collected: 07/05/12 13:33 — **Matrix: Water**
Date Received: 07/06/12 10:00

Analyte	Result	Qualifier	RL	MDL	Unit	D	Prepared	Analyzed	Dil Fac
Copper	1.4	U	15	1.4	ug/L		07/10/12 07:00	07/10/12 15:59	1
Nickel	**2.5**	**I**	40	1.3	ug/L		07/10/12 07:00	07/10/12 15:59	1
Lead	2.6	U	9.0	2.6	ug/L		07/10/12 07:00	07/10/12 15:59	1
Selenium	4.9	U	15	4.9	ug/L		07/10/12 07:00	07/10/12 15:59	1
Iron	**27**	**I**	100	22	ug/L		07/10/12 07:00	07/10/12 15:59	1
Vanadium	1.1	U	10	1.1	ug/L		07/10/12 07:00	07/10/12 15:59	1
Zinc	**160**		20	4.5	ug/L		07/10/12 07:00	07/10/12 15:59	1
Silver	0.93	U	10	0.93	ug/L		07/10/12 07:00	07/10/12 15:59	1
Sodium	**1.0**		1.0	0.092	mg/L		07/10/12 07:00	07/10/12 15:59	1

Client Sample ID: MW-4B — **Lab Sample ID: 280-30751-4**
Date Collected: 07/05/12 13:01 — **Matrix: Water**
Date Received: 07/06/12 10:00

Analyte	Result	Qualifier	RL	MDL	Unit	D	Prepared	Analyzed	Dil Fac
Aluminum	**26**	**I**	100	18	ug/L		07/10/12 07:00	07/10/12 16:12	1
Barium	**11**		10	0.58	ug/L		07/10/12 07:00	07/10/12 16:12	1
Cadmium	0.45	U	5.0	0.45	ug/L		07/10/12 07:00	07/10/12 16:12	1
Manganese	**8.3**	**I**	10	0.25	ug/L		07/10/12 07:00	07/10/12 16:12	1
Cobalt	1.2	U	10	1.2	ug/L		07/10/12 07:00	07/10/12 16:12	1
Chromium	0.66	U	10	0.66	ug/L		07/10/12 07:00	07/10/12 16:12	1
Copper	1.4	U	15	1.4	ug/L		07/10/12 07:00	07/10/12 16:12	1
Nickel	**2.0**	**I**	40	1.3	ug/L		07/10/12 07:00	07/10/12 16:12	1
Lead	2.6	U	9.0	2.6	ug/L		07/10/12 07:00	07/10/12 16:12	1
Selenium	4.9	U	15	4.9	ug/L		07/10/12 07:00	07/10/12 16:12	1
Iron	22	U	100	22	ug/L		07/10/12 07:00	07/10/12 16:12	1
Vanadium	1.1	U	10	1.1	ug/L		07/10/12 07:00	07/10/12 16:12	1
Zinc	**5.1**	**I**	20	4.5	ug/L		07/10/12 07:00	07/10/12 16:12	1
Silver	**1.0**	**I**	10	0.93	ug/L		07/10/12 07:00	07/10/12 16:12	1
Sodium	**1.1**		1.0	0.092	mg/L		07/10/12 07:00	07/10/12 16:12	1

Client Sample ID: MW-3A — **Lab Sample ID: 280-30751-5**
Date Collected: 07/05/12 12:26 — **Matrix: Water**
Date Received: 07/06/12 10:00

Analyte	Result	Qualifier	RL	MDL	Unit	D	Prepared	Analyzed	Dil Fac
Aluminum	**1300**		100	18	ug/L		07/10/12 07:00	07/10/12 16:15	1
Barium	**36**		10	0.58	ug/L		07/10/12 07:00	07/10/12 16:15	1
Cadmium	0.45	U	5.0	0.45	ug/L		07/10/12 07:00	07/10/12 16:15	1
Manganese	**1.4**	**I**	10	0.25	ug/L		07/10/12 07:00	07/10/12 16:15	1
Cobalt	1.2	U	10	1.2	ug/L		07/10/12 07:00	07/10/12 16:15	1
Chromium	**2.7**	**I**	10	0.66	ug/L		07/10/12 07:00	07/10/12 16:15	1
Copper	1.4	U	15	1.4	ug/L		07/10/12 07:00	07/10/12 16:15	1
Nickel	1.3	U	40	1.3	ug/L		07/10/12 07:00	07/10/12 16:15	1
Lead	2.6	U	9.0	2.6	ug/L		07/10/12 07:00	07/10/12 16:15	1
Selenium	4.9	U	15	4.9	ug/L		07/10/12 07:00	07/10/12 16:15	1
Iron	**330**		100	22	ug/L		07/10/12 07:00	07/10/12 16:15	1
Vanadium	**1.7**	**I**	10	1.1	ug/L		07/10/12 07:00	07/10/12 16:15	1
Zinc	**5.2**	**I**	20	4.5	ug/L		07/10/12 07:00	07/10/12 16:15	1
Silver	0.93	U	10	0.93	ug/L		07/10/12 07:00	07/10/12 16:15	1
Sodium	**3.1**		1.0	0.092	mg/L		07/10/12 07:00	07/10/12 16:15	1

Client Sample Results

Client: Waste Management
Project/Site: FL26|Vista

TestAmerica Job ID: 280-30751-1

Method: 6010B - Metals (ICP) - Total Recoverable

Client Sample ID: MW-3B — **Lab Sample ID: 280-30751-6**
Date Collected: 07/05/12 11:56 — **Matrix: Water**
Date Received: 07/06/12 10:00

Analyte	Result	Qualifier	RL	MDL	Unit	D	Prepared	Analyzed	Dil Fac
Aluminum	310		100	18	ug/L		07/10/12 07:00	07/10/12 16:17	1
Barium	63		10	0.58	ug/L		07/10/12 07:00	07/10/12 16:17	1
Cadmium	0.45	U	5.0	0.45	ug/L		07/10/12 07:00	07/10/12 16:17	1
Manganese	3.3	I	10	0.25	ug/L		07/10/12 07:00	07/10/12 16:17	1
Cobalt	1.2	U	10	1.2	ug/L		07/10/12 07:00	07/10/12 16:17	1
Chromium	1.9	I	10	0.66	ug/L		07/10/12 07:00	07/10/12 16:17	1
Copper	1.4	U	15	1.4	ug/L		07/10/12 07:00	07/10/12 16:17	1
Nickel	1.3	U	40	1.3	ug/L		07/10/12 07:00	07/10/12 16:17	1
Lead	2.6	U	9.0	2.6	ug/L		07/10/12 07:00	07/10/12 16:17	1
Selenium	4.9	U	15	4.9	ug/L		07/10/12 07:00	07/10/12 16:17	1
Iron	110		100	22	ug/L		07/10/12 07:00	07/10/12 16:17	1
Vanadium	1.8	I	10	1.1	ug/L		07/10/12 07:00	07/10/12 16:17	1
Zinc	6.8	I	20	4.5	ug/L		07/10/12 07:00	07/10/12 16:17	1
Silver	0.93	U	10	0.93	ug/L		07/10/12 07:00	07/10/12 16:17	1
Sodium	2.4		1.0	0.092	mg/L		07/10/12 07:00	07/10/12 16:17	1

Client Sample ID: MW-FL1 — **Lab Sample ID: 280-30751-7**
Date Collected: 07/05/12 11:23 — **Matrix: Water**
Date Received: 07/06/12 10:00

Analyte	Result	Qualifier	RL	MDL	Unit	D	Prepared	Analyzed	Dil Fac
Aluminum	460		100	18	ug/L		07/10/12 07:00	07/10/12 16:20	1
Barium	27		10	0.58	ug/L		07/10/12 07:00	07/10/12 16:20	1
Cadmium	0.45	U	5.0	0.45	ug/L		07/10/12 07:00	07/10/12 16:20	1
Manganese	25		10	0.25	ug/L		07/10/12 07:00	07/10/12 16:20	1
Cobalt	1.2	U	10	1.2	ug/L		07/10/12 07:00	07/10/12 16:20	1
Chromium	1.7	I	10	0.66	ug/L		07/10/12 07:00	07/10/12 16:20	1
Copper	1.4	U	15	1.4	ug/L		07/10/12 07:00	07/10/12 16:20	1
Nickel	1.8	I	40	1.3	ug/L		07/10/12 07:00	07/10/12 16:20	1
Lead	2.6	U	9.0	2.6	ug/L		07/10/12 07:00	07/10/12 16:20	1
Selenium	4.9	U	15	4.9	ug/L		07/10/12 07:00	07/10/12 16:20	1
Iron	220		100	22	ug/L		07/10/12 07:00	07/10/12 16:20	1
Vanadium	1.1	I	10	1.1	ug/L		07/10/12 07:00	07/10/12 16:20	1
Zinc	5.2	I	20	4.5	ug/L		07/10/12 07:00	07/10/12 16:20	1
Silver	0.93	U	10	0.93	ug/L		07/10/12 07:00	07/10/12 16:20	1
Sodium	9.9		1.0	0.092	mg/L		07/10/12 07:00	07/10/12 16:20	1

Client Sample ID: MW-7A — **Lab Sample ID: 280-30751-8**
Date Collected: 07/05/12 10:45 — **Matrix: Water**
Date Received: 07/06/12 10:00

Analyte	Result	Qualifier	RL	MDL	Unit	D	Prepared	Analyzed	Dil Fac
Aluminum	170		100	18	ug/L		07/10/12 07:00	07/18/12 12:33	1
Barium	14		10	0.58	ug/L		07/10/12 07:00	07/10/12 16:22	1
Cadmium	0.45	U	5.0	0.45	ug/L		07/10/12 07:00	07/10/12 16:22	1
Manganese	2.9	I	10	0.25	ug/L		07/10/12 07:00	07/10/12 16:22	1
Cobalt	1.2	U	10	1.2	ug/L		07/10/12 07:00	07/10/12 16:22	1
Chromium	1.4	I	10	0.66	ug/L		07/10/12 07:00	07/10/12 16:22	1
Copper	1.4	U	15	1.4	ug/L		07/10/12 07:00	07/10/12 16:22	1
Nickel	1.7	I	40	1.3	ug/L		07/10/12 07:00	07/10/12 16:22	1
Lead	2.6	U	9.0	2.6	ug/L		07/10/12 07:00	07/10/12 16:22	1
Selenium	4.9	U	15	4.9	ug/L		07/10/12 07:00	07/10/12 16:22	1
Iron	95	I	100	22	ug/L		07/10/12 07:00	07/10/12 16:22	1

Method: 6010B - Metals (ICP) - Total Recoverable (Continued)

Client Sample ID: MW-7A — **Lab Sample ID: 280-30751-8**
Date Collected: 07/05/12 10:45 — **Matrix: Water**
Date Received: 07/06/12 10:00

Analyte	Result	Qualifier	RL	MDL	Unit	D	Prepared	Analyzed	Dil Fac
Vanadium	1.1	U	10	1.1	ug/L		07/10/12 07:00	07/10/12 16:22	1
Zinc	**5.1**	**I**	20	4.5	ug/L		07/10/12 07:00	07/10/12 16:22	1
Silver	0.93	U	10	0.93	ug/L		07/10/12 07:00	07/10/12 16:22	1
Sodium	**5.9**		1.0	0.092	mg/L		07/10/12 07:00	07/10/12 16:22	1

Client Sample ID: MW-7B — **Lab Sample ID: 280-30751-9**
Date Collected: 07/05/12 10:14 — **Matrix: Water**
Date Received: 07/06/12 10:00

Analyte	Result	Qualifier	RL	MDL	Unit	D	Prepared	Analyzed	Dil Fac
Aluminum	**430**		100	18	ug/L		07/10/12 07:00	07/10/12 16:25	1
Barium	**5.1**	**I**	10	0.58	ug/L		07/10/12 07:00	07/10/12 16:25	1
Cadmium	0.45	U	5.0	0.45	ug/L		07/10/12 07:00	07/10/12 16:25	1
Manganese	**2.6**	**I**	10	0.25	ug/L		07/10/12 07:00	07/10/12 16:25	1
Cobalt	1.2	U	10	1.2	ug/L		07/10/12 07:00	07/10/12 16:25	1
Chromium	**1.1**	**I**	10	0.66	ug/L		07/10/12 07:00	07/10/12 16:25	1
Copper	1.4	U	15	1.4	ug/L		07/10/12 07:00	07/10/12 16:25	1
Nickel	1.3	U	40	1.3	ug/L		07/10/12 07:00	07/10/12 16:25	1
Lead	2.6	U	9.0	2.6	ug/L		07/10/12 07:00	07/10/12 16:25	1
Selenium	4.9	U	15	4.9	ug/L		07/10/12 07:00	07/10/12 16:25	1
Iron	**200**		100	22	ug/L		07/10/12 07:00	07/10/12 16:25	1
Vanadium	1.1	U	10	1.1	ug/L		07/10/12 07:00	07/10/12 16:25	1
Zinc	**6.8**	**I**	20	4.5	ug/L		07/10/12 07:00	07/10/12 16:25	1
Silver	0.93	U	10	0.93	ug/L		07/10/12 07:00	07/10/12 16:25	1
Sodium	**6.2**		1.0	0.092	mg/L		07/10/12 07:00	07/10/12 16:25	1

Client Sample ID: MW-1A — **Lab Sample ID: 280-30751-10**
Date Collected: 07/05/12 09:06 — **Matrix: Water**
Date Received: 07/06/12 10:00

Analyte	Result	Qualifier	RL	MDL	Unit	D	Prepared	Analyzed	Dil Fac
Aluminum	**300**		100	18	ug/L		07/10/12 07:00	07/10/12 16:28	1
Barium	**22**		10	0.58	ug/L		07/10/12 07:00	07/10/12 16:28	1
Cadmium	0.45	U	5.0	0.45	ug/L		07/10/12 07:00	07/10/12 16:28	1
Manganese	**1.1**	**I**	10	0.25	ug/L		07/10/12 07:00	07/10/12 16:28	1
Cobalt	**1.3**	**I**	10	1.2	ug/L		07/10/12 07:00	07/10/12 16:28	1
Chromium	**1.7**	**I**	10	0.66	ug/L		07/10/12 07:00	07/10/12 16:28	1
Copper	1.4	U	15	1.4	ug/L		07/10/12 07:00	07/10/12 16:28	1
Nickel	**4.3**	**I**	40	1.3	ug/L		07/10/12 07:00	07/10/12 16:28	1
Lead	2.6	U	9.0	2.6	ug/L		07/10/12 07:00	07/10/12 16:28	1
Selenium	4.9	U	15	4.9	ug/L		07/10/12 07:00	07/10/12 16:28	1
Iron	**120**		100	22	ug/L		07/10/12 07:00	07/10/12 16:28	1
Vanadium	1.1	U	10	1.1	ug/L		07/10/12 07:00	07/10/12 16:28	1
Zinc	4.5	U	20	4.5	ug/L		07/10/12 07:00	07/10/12 16:28	1
Silver	0.93	U	10	0.93	ug/L		07/10/12 07:00	07/10/12 16:28	1
Sodium	**7.2**		1.0	0.092	mg/L		07/10/12 07:00	07/10/12 16:28	1

Client Sample ID: MW-1B — **Lab Sample ID: 280-30751-11**
Date Collected: 07/05/12 09:39 — **Matrix: Water**
Date Received: 07/06/12 10:00

Analyte	Result	Qualifier	RL	MDL	Unit	D	Prepared	Analyzed	Dil Fac
Aluminum	18	U	100	18	ug/L		07/10/12 07:00	07/10/12 16:30	1
Barium	**8.1**	**I**	10	0.58	ug/L		07/10/12 07:00	07/10/12 16:30	1
Cadmium	0.45	U	5.0	0.45	ug/L		07/10/12 07:00	07/10/12 16:30	1

Method: 6010B - Metals (ICP) - Total Recoverable (Continued)

Client Sample ID: MW-1B — **Lab Sample ID: 280-30751-11**
Date Collected: 07/05/12 09:39 — **Matrix: Water**
Date Received: 07/06/12 10:00

Analyte	Result	Qualifier	RL	MDL	Unit	D	Prepared	Analyzed	Dil Fac
Manganese	**0.96**	**I**	10	0.25	ug/L		07/10/12 07:00	07/10/12 16:30	1
Cobalt	1.2	U	10	1.2	ug/L		07/10/12 07:00	07/10/12 16:30	1
Chromium	0.66	U	10	0.66	ug/L		07/10/12 07:00	07/10/12 16:30	1
Copper	1.4	U	15	1.4	ug/L		07/10/12 07:00	07/10/12 16:30	1
Nickel	1.3	U	40	1.3	ug/L		07/10/12 07:00	07/10/12 16:30	1
Lead	2.6	U	9.0	2.6	ug/L		07/10/12 07:00	07/10/12 16:30	1
Selenium	4.9	U	15	4.9	ug/L		07/10/12 07:00	07/10/12 16:30	1
Iron	22	U	100	22	ug/L		07/10/12 07:00	07/10/12 16:30	1
Vanadium	1.1	U	10	1.1	ug/L		07/10/12 07:00	07/10/12 16:30	1
Zinc	**6.6**	**I**	20	4.5	ug/L		07/10/12 07:00	07/10/12 16:30	1
Silver	0.93	U	10	0.93	ug/L		07/10/12 07:00	07/10/12 16:30	1
Sodium	**4.7**		1.0	0.092	mg/L		07/10/12 07:00	07/10/12 16:30	1

Client Sample ID: MW-FL3 — **Lab Sample ID: 280-30751-12**
Date Collected: 07/05/12 08:27 — **Matrix: Water**
Date Received: 07/06/12 10:00

Analyte	Result	Qualifier	RL	MDL	Unit	D	Prepared	Analyzed	Dil Fac
Aluminum	**280**		100	18	ug/L		07/10/12 07:00	07/10/12 16:33	1
Barium	**25**		10	0.58	ug/L		07/10/12 07:00	07/10/12 16:33	1
Cadmium	0.45	U	5.0	0.45	ug/L		07/10/12 07:00	07/10/12 16:33	1
Manganese	**32**		10	0.25	ug/L		07/10/12 07:00	07/10/12 16:33	1
Cobalt	1.2	U	10	1.2	ug/L		07/10/12 07:00	07/10/12 16:33	1
Chromium	**0.95**	**I**	10	0.66	ug/L		07/10/12 07:00	07/10/12 16:33	1
Copper	1.4	U	15	1.4	ug/L		07/10/12 07:00	07/10/12 16:33	1
Nickel	1.3	U	40	1.3	ug/L		07/10/12 07:00	07/10/12 16:33	1
Lead	2.6	U	9.0	2.6	ug/L		07/10/12 07:00	07/10/12 16:33	1
Selenium	4.9	U	15	4.9	ug/L		07/10/12 07:00	07/10/12 16:33	1
Iron	**160**		100	22	ug/L		07/10/12 07:00	07/10/12 16:33	1
Vanadium	1.1	U	10	1.1	ug/L		07/10/12 07:00	07/10/12 16:33	1
Zinc	**7.6**	**I**	20	4.5	ug/L		07/10/12 07:00	07/10/12 16:33	1
Silver	0.93	U	10	0.93	ug/L		07/10/12 07:00	07/10/12 16:33	1
Sodium	**5.0**		1.0	0.092	mg/L		07/10/12 07:00	07/10/12 16:33	1

Client Sample ID: MW-6AR — **Lab Sample ID: 280-30779-1**
Date Collected: 07/06/12 10:06 — **Matrix: Water**
Date Received: 07/07/12 08:45

Analyte	Result	Qualifier	RL	MDL	Unit	D	Prepared	Analyzed	Dil Fac
Aluminum	**180**		100	18	ug/L		07/10/12 07:00	07/10/12 17:19	1
Barium	**21**		10	0.58	ug/L		07/10/12 07:00	07/10/12 17:19	1
Cadmium	0.45	U	5.0	0.45	ug/L		07/10/12 07:00	07/10/12 17:19	1
Manganese	**12**		10	0.25	ug/L		07/10/12 07:00	07/10/12 17:19	1
Cobalt	1.2	U	10	1.2	ug/L		07/10/12 07:00	07/10/12 17:19	1
Chromium	**1.5**	**I**	10	0.66	ug/L		07/10/12 07:00	07/10/12 17:19	1
Copper	1.4	U	15	1.4	ug/L		07/10/12 07:00	07/10/12 17:19	1
Nickel	1.3	U	40	1.3	ug/L		07/10/12 07:00	07/10/12 17:19	1
Lead	2.6	U	9.0	2.6	ug/L		07/10/12 07:00	07/10/12 17:19	1
Selenium	4.9	U	15	4.9	ug/L		07/10/12 07:00	07/10/12 17:19	1
Iron	**76**	**I**	100	22	ug/L		07/10/12 07:00	07/10/12 17:19	1
Vanadium	1.1	U	10	1.1	ug/L		07/10/12 07:00	07/10/12 17:19	1
Zinc	**5.3**	**I**	20	4.5	ug/L		07/10/12 07:00	07/10/12 17:19	1
Silver	0.93	U	10	0.93	ug/L		07/10/12 07:00	07/10/12 17:19	1

Method: 6010B - Metals (ICP) - Total Recoverable (Continued)

Client Sample ID: MW-6AR — **Lab Sample ID: 280-30779-1**
Date Collected: 07/06/12 10:06 — **Matrix: Water**
Date Received: 07/07/12 08:45

Analyte	Result	Qualifier	RL	MDL	Unit	D	Prepared	Analyzed	Dil Fac
Sodium	**12**		1.0	0.092	mg/L		07/10/12 07:00	07/10/12 17:19	1

Client Sample ID: Equipment Blank — **Lab Sample ID: 280-30779-2**
Date Collected: 07/06/12 10:03 — **Matrix: Water**
Date Received: 07/07/12 08:45

Analyte	Result	Qualifier	RL	MDL	Unit	D	Prepared	Analyzed	Dil Fac
Aluminum	18	U	100	18	ug/L		07/10/12 07:00	07/10/12 17:22	1
Barium	0.58	U	10	0.58	ug/L		07/10/12 07:00	07/10/12 17:22	1
Cadmium	0.45	U	5.0	0.45	ug/L		07/10/12 07:00	07/10/12 17:22	1
Manganese	0.25	U	10	0.25	ug/L		07/10/12 07:00	07/10/12 17:22	1
Cobalt	1.2	U	10	1.2	ug/L		07/10/12 07:00	07/10/12 17:22	1
Chromium	0.66	U	10	0.66	ug/L		07/10/12 07:00	07/10/12 17:22	1
Copper	1.4	U	15	1.4	ug/L		07/10/12 07:00	07/10/12 17:22	1
Nickel	1.3	U	40	1.3	ug/L		07/10/12 07:00	07/10/12 17:22	1
Lead	2.6	U	9.0	2.6	ug/L		07/10/12 07:00	07/10/12 17:22	1
Selenium	4.9	U	15	4.9	ug/L		07/10/12 07:00	07/10/12 17:22	1
Iron	22	U	100	22	ug/L		07/10/12 07:00	07/10/12 17:22	1
Vanadium	1.1	U	10	1.1	ug/L		07/10/12 07:00	07/10/12 17:22	1
Zinc	4.5	U	20	4.5	ug/L		07/10/12 07:00	07/10/12 17:22	1
Silver	**1.0**	**I**	10	0.93	ug/L		07/10/12 07:00	07/10/12 17:22	1
Sodium	**0.14**	**I**	1.0	0.092	mg/L		07/10/12 07:00	07/10/12 17:22	1

Client Sample ID: MW-6BR — **Lab Sample ID: 280-30779-3**
Date Collected: 07/06/12 09:30 — **Matrix: Water**
Date Received: 07/07/12 08:45

Analyte	Result	Qualifier	RL	MDL	Unit	D	Prepared	Analyzed	Dil Fac
Aluminum	**250**		100	18	ug/L		07/10/12 07:00	07/10/12 17:24	1
Barium	**9.1**	**I**	10	0.58	ug/L		07/10/12 07:00	07/10/12 17:24	1
Cadmium	0.45	U	5.0	0.45	ug/L		07/10/12 07:00	07/10/12 17:24	1
Manganese	**16**		10	0.25	ug/L		07/10/12 07:00	07/10/12 17:24	1
Cobalt	1.2	U	10	1.2	ug/L		07/10/12 07:00	07/10/12 17:24	1
Chromium	**7.7**	**I**	10	0.66	ug/L		07/10/12 07:00	07/10/12 17:24	1
Copper	1.4	U	15	1.4	ug/L		07/10/12 07:00	07/10/12 17:24	1
Nickel	**1.5**	**I**	40	1.3	ug/L		07/10/12 07:00	07/10/12 17:24	1
Lead	2.6	U	9.0	2.6	ug/L		07/10/12 07:00	07/10/12 17:24	1
Selenium	4.9	U	15	4.9	ug/L		07/10/12 07:00	07/10/12 17:24	1
Iron	**180**		100	22	ug/L		07/10/12 07:00	07/10/12 17:24	1
Vanadium	**2.0**	**I**	10	1.1	ug/L		07/10/12 07:00	07/10/12 17:24	1
Zinc	4.5	U	20	4.5	ug/L		07/10/12 07:00	07/10/12 17:24	1
Silver	**1.1**	**I**	10	0.93	ug/L		07/10/12 07:00	07/10/12 17:24	1
Sodium	**7.8**		1.0	0.092	mg/L		07/10/12 07:00	07/10/12 17:24	1

Client Sample ID: MW-FL2R — **Lab Sample ID: 280-30779-4**
Date Collected: 07/06/12 08:56 — **Matrix: Water**
Date Received: 07/07/12 08:45

Analyte	Result	Qualifier	RL	MDL	Unit	D	Prepared	Analyzed	Dil Fac
Aluminum	**2300**		100	18	ug/L		07/10/12 07:00	07/10/12 17:27	1
Barium	**16**		10	0.58	ug/L		07/10/12 07:00	07/10/12 17:27	1
Cadmium	0.45	U	5.0	0.45	ug/L		07/10/12 07:00	07/10/12 17:27	1
Manganese	**1.9**	**I**	10	0.25	ug/L		07/10/12 07:00	07/10/12 17:27	1
Cobalt	1.2	U	10	1.2	ug/L		07/10/12 07:00	07/10/12 17:27	1
Chromium	**15**		10	0.66	ug/L		07/10/12 07:00	07/10/12 17:27	1

Method: 6010B - Metals (ICP) - Total Recoverable (Continued)

Client Sample ID: MW-FL2R — **Lab Sample ID: 280-30779-4**
Date Collected: 07/06/12 08:56 — **Matrix: Water**
Date Received: 07/07/12 08:45

Analyte	Result	Qualifier	RL	MDL	Unit	D	Prepared	Analyzed	Dil Fac
Copper	1.4	U	15	1.4	ug/L		07/10/12 07:00	07/10/12 17:27	1
Nickel	1.3	U	40	1.3	ug/L		07/10/12 07:00	07/10/12 17:27	1
Lead	2.6	U	9.0	2.6	ug/L		07/10/12 07:00	07/10/12 17:27	1
Selenium	4.9	U	15	4.9	ug/L		07/10/12 07:00	07/10/12 17:27	1
Iron	**280**		100	22	ug/L		07/10/12 07:00	07/10/12 17:27	1
Vanadium	**19**		10	1.1	ug/L		07/10/12 07:00	07/10/12 17:27	1
Zinc	**4.7**	**I**	20	4.5	ug/L		07/10/12 07:00	07/10/12 17:27	1
Silver	**0.97**	**I**	10	0.93	ug/L		07/10/12 07:00	07/10/12 17:27	1
Sodium	**1.6**		1.0	0.092	mg/L		07/10/12 07:00	07/10/12 17:27	1

Client Sample ID: MW-2B — **Lab Sample ID: 280-30779-5**
Date Collected: 07/06/12 08:17 — **Matrix: Water**
Date Received: 07/07/12 08:45

Analyte	Result	Qualifier	RL	MDL	Unit	D	Prepared	Analyzed	Dil Fac
Aluminum	**540**		100	18	ug/L		07/10/12 07:00	07/10/12 17:30	1
Barium	**8.5**	**I**	10	0.58	ug/L		07/10/12 07:00	07/10/12 17:30	1
Cadmium	0.45	U	5.0	0.45	ug/L		07/10/12 07:00	07/10/12 17:30	1
Manganese	**1.6**	**I**	10	0.25	ug/L		07/10/12 07:00	07/10/12 17:30	1
Cobalt	1.2	U	10	1.2	ug/L		07/10/12 07:00	07/10/12 17:30	1
Chromium	**1.8**	**I**	10	0.66	ug/L		07/10/12 07:00	07/10/12 17:30	1
Copper	1.4	U	15	1.4	ug/L		07/10/12 07:00	07/10/12 17:30	1
Nickel	1.3	U	40	1.3	ug/L		07/10/12 07:00	07/10/12 17:30	1
Lead	2.6	U	9.0	2.6	ug/L		07/10/12 07:00	07/10/12 17:30	1
Selenium	4.9	U	15	4.9	ug/L		07/10/12 07:00	07/10/12 17:30	1
Iron	**150**		100	22	ug/L		07/10/12 07:00	07/10/12 17:30	1
Vanadium	**1.8**	**I**	10	1.1	ug/L		07/10/12 07:00	07/10/12 17:30	1
Zinc	4.5	U	20	4.5	ug/L		07/10/12 07:00	07/10/12 17:30	1
Silver	0.93	U	10	0.93	ug/L		07/10/12 07:00	07/10/12 17:30	1
Sodium	**5.2**		1.0	0.092	mg/L		07/10/12 07:00	07/10/12 17:30	1

Client Sample ID: MW-8R — **Lab Sample ID: 280-30779-6**
Date Collected: 07/06/12 07:40 — **Matrix: Water**
Date Received: 07/07/12 08:45

Analyte	Result	Qualifier	RL	MDL	Unit	D	Prepared	Analyzed	Dil Fac
Aluminum	**1000**		100	18	ug/L		07/10/12 07:00	07/10/12 17:32	1
Barium	**18**		10	0.58	ug/L		07/10/12 07:00	07/10/12 17:32	1
Cadmium	0.45	U	5.0	0.45	ug/L		07/10/12 07:00	07/10/12 17:32	1
Manganese	**5.1**	**I**	10	0.25	ug/L		07/10/12 07:00	07/10/12 17:32	1
Cobalt	1.2	U	10	1.2	ug/L		07/10/12 07:00	07/10/12 17:32	1
Chromium	**2.9**	**I**	10	0.66	ug/L		07/10/12 07:00	07/10/12 17:32	1
Copper	**6.4**	**I**	15	1.4	ug/L		07/10/12 07:00	07/10/12 17:32	1
Nickel	1.3	U	40	1.3	ug/L		07/10/12 07:00	07/10/12 17:32	1
Lead	2.6	U	9.0	2.6	ug/L		07/10/12 07:00	07/10/12 17:32	1
Selenium	4.9	U	15	4.9	ug/L		07/10/12 07:00	07/10/12 17:32	1
Iron	**650**		100	22	ug/L		07/10/12 07:00	07/10/12 17:32	1
Vanadium	**2.0**	**I**	10	1.1	ug/L		07/10/12 07:00	07/10/12 17:32	1
Zinc	**19**	**I**	20	4.5	ug/L		07/10/12 07:00	07/10/12 17:32	1
Silver	0.93	U	10	0.93	ug/L		07/10/12 07:00	07/10/12 17:32	1
Sodium	**16**		1.0	0.092	mg/L		07/10/12 07:00	07/10/12 17:32	1

Client Sample Results

Client: Waste Management
Project/Site: FL26|Vista

TestAmerica Job ID: 280-30751-1

Method: 6020 - Metals (ICP/MS) - Total Recoverable

Client Sample ID: MW-5A — **Lab Sample ID: 280-30751-1**
Date Collected: 07/05/12 14:39 — **Matrix: Water**
Date Received: 07/06/12 10:00

Analyte	Result	Qualifier	RL	MDL	Unit	D	Prepared	Analyzed	Dil Fac
Antimony	0.40	U	2.0	0.40	ug/L		07/10/12 07:00	07/12/12 02:06	1
Arsenic	0.33	U	5.0	0.33	ug/L		07/10/12 07:00	07/12/12 02:06	1
Beryllium	**0.10**	**I**	1.0	0.080	ug/L		07/10/12 07:00	07/13/12 01:45	1
Thallium	0.050	U	1.0	0.050	ug/L		07/10/12 07:00	07/12/12 02:06	1

Client Sample ID: MW-5B — **Lab Sample ID: 280-30751-2**
Date Collected: 07/05/12 14:09 — **Matrix: Water**
Date Received: 07/06/12 10:00

Analyte	Result	Qualifier	RL	MDL	Unit	D	Prepared	Analyzed	Dil Fac
Antimony	0.40	U	2.0	0.40	ug/L		07/10/12 07:00	07/12/12 02:09	1
Arsenic	**6.0**		5.0	0.33	ug/L		07/10/12 07:00	07/12/12 02:09	1
Beryllium	0.080	U	1.0	0.080	ug/L		07/10/12 07:00	07/13/12 01:48	1
Thallium	**0.12**	**I**	1.0	0.050	ug/L		07/10/12 07:00	07/12/12 02:09	1

Client Sample ID: MW-4A — **Lab Sample ID: 280-30751-3**
Date Collected: 07/05/12 13:33 — **Matrix: Water**
Date Received: 07/06/12 10:00

Analyte	Result	Qualifier	RL	MDL	Unit	D	Prepared	Analyzed	Dil Fac
Antimony	0.40	U	2.0	0.40	ug/L		07/10/12 07:00	07/12/12 02:12	1
Arsenic	0.33	U	5.0	0.33	ug/L		07/10/12 07:00	07/12/12 02:12	1
Beryllium	**0.091**	**I**	1.0	0.080	ug/L		07/10/12 07:00	07/13/12 01:51	1
Thallium	0.050	U	1.0	0.050	ug/L		07/10/12 07:00	07/12/12 02:12	1

Client Sample ID: MW-4B — **Lab Sample ID: 280-30751-4**
Date Collected: 07/05/12 13:01 — **Matrix: Water**
Date Received: 07/06/12 10:00

Analyte	Result	Qualifier	RL	MDL	Unit	D	Prepared	Analyzed	Dil Fac
Antimony	0.40	U	2.0	0.40	ug/L		07/10/12 07:00	07/12/12 02:15	1
Arsenic	0.33	U	5.0	0.33	ug/L		07/10/12 07:00	07/12/12 02:15	1
Beryllium	0.080	U	1.0	0.080	ug/L		07/10/12 07:00	07/13/12 01:54	1
Thallium	0.050	U	1.0	0.050	ug/L		07/10/12 07:00	07/12/12 02:15	1

Client Sample ID: MW-3A — **Lab Sample ID: 280-30751-5**
Date Collected: 07/05/12 12:26 — **Matrix: Water**
Date Received: 07/06/12 10:00

Analyte	Result	Qualifier	RL	MDL	Unit	D	Prepared	Analyzed	Dil Fac
Antimony	0.40	U	2.0	0.40	ug/L		07/10/12 07:00	07/12/12 02:18	1
Arsenic	0.33	U	5.0	0.33	ug/L		07/10/12 07:00	07/12/12 02:18	1
Beryllium	0.080	U	1.0	0.080	ug/L		07/10/12 07:00	07/13/12 01:57	1
Thallium	0.050	U	1.0	0.050	ug/L		07/10/12 07:00	07/12/12 02:18	1

Client Sample ID: MW-3B — **Lab Sample ID: 280-30751-6**
Date Collected: 07/05/12 11:56 — **Matrix: Water**
Date Received: 07/06/12 10:00

Analyte	Result	Qualifier	RL	MDL	Unit	D	Prepared	Analyzed	Dil Fac
Antimony	0.40	U	2.0	0.40	ug/L		07/10/12 07:00	07/12/12 02:21	1
Arsenic	0.33	U	5.0	0.33	ug/L		07/10/12 07:00	07/12/12 02:21	1
Beryllium	0.080	U	1.0	0.080	ug/L		07/10/12 07:00	07/13/12 02:00	1
Thallium	**0.078**	**I**	1.0	0.050	ug/L		07/10/12 07:00	07/12/12 02:21	1

Method: 6020 - Metals (ICP/MS) - Total Recoverable

Client Sample ID: MW-FL1 — **Lab Sample ID: 280-30751-7**
Date Collected: 07/05/12 11:23 — **Matrix: Water**
Date Received: 07/06/12 10:00

Analyte	Result	Qualifier	RL	MDL	Unit	D	Prepared	Analyzed	Dil Fac
Antimony	0.40	U	2.0	0.40	ug/L		07/10/12 07:00	07/12/12 02:30	1
Arsenic	**0.42**	**I**	5.0	0.33	ug/L		07/10/12 07:00	07/12/12 02:30	1
Beryllium	0.080	U	1.0	0.080	ug/L		07/10/12 07:00	07/13/12 02:03	1
Thallium	**0.20**	**I**	1.0	0.050	ug/L		07/10/12 07:00	07/12/12 02:30	1

Client Sample ID: MW-7A — **Lab Sample ID: 280-30751-8**
Date Collected: 07/05/12 10:45 — **Matrix: Water**
Date Received: 07/06/12 10:00

Analyte	Result	Qualifier	RL	MDL	Unit	D	Prepared	Analyzed	Dil Fac
Antimony	0.40	U	2.0	0.40	ug/L		07/10/12 07:00	07/12/12 02:32	1
Arsenic	0.33	U	5.0	0.33	ug/L		07/10/12 07:00	07/12/12 02:32	1
Beryllium	0.080	U	1.0	0.080	ug/L		07/10/12 07:00	07/13/12 02:11	1
Thallium	**0.077**	**I**	1.0	0.050	ug/L		07/10/12 07:00	07/12/12 02:32	1

Client Sample ID: MW-7B — **Lab Sample ID: 280-30751-9**
Date Collected: 07/05/12 10:14 — **Matrix: Water**
Date Received: 07/06/12 10:00

Analyte	Result	Qualifier	RL	MDL	Unit	D	Prepared	Analyzed	Dil Fac
Antimony	0.40	U	2.0	0.40	ug/L		07/10/12 07:00	07/12/12 02:35	1
Arsenic	**1.0**	**I**	5.0	0.33	ug/L		07/10/12 07:00	07/12/12 02:35	1
Beryllium	0.080	U	1.0	0.080	ug/L		07/10/12 07:00	07/13/12 02:14	1
Thallium	0.050	U	1.0	0.050	ug/L		07/10/12 07:00	07/12/12 02:35	1

Client Sample ID: MW-1A — **Lab Sample ID: 280-30751-10**
Date Collected: 07/05/12 09:06 — **Matrix: Water**
Date Received: 07/06/12 10:00

Analyte	Result	Qualifier	RL	MDL	Unit	D	Prepared	Analyzed	Dil Fac
Antimony	0.40	U	2.0	0.40	ug/L		07/10/12 07:00	07/12/12 02:38	1
Arsenic	0.33	U	5.0	0.33	ug/L		07/10/12 07:00	07/12/12 02:38	1
Beryllium	0.080	U	1.0	0.080	ug/L		07/10/12 07:00	07/13/12 02:17	1
Thallium	**0.053**	**I**	1.0	0.050	ug/L		07/10/12 07:00	07/12/12 02:38	1

Client Sample ID: MW-1B — **Lab Sample ID: 280-30751-11**
Date Collected: 07/05/12 09:39 — **Matrix: Water**
Date Received: 07/06/12 10:00

Analyte	Result	Qualifier	RL	MDL	Unit	D	Prepared	Analyzed	Dil Fac
Antimony	0.40	U	2.0	0.40	ug/L		07/10/12 07:00	07/12/12 02:41	1
Arsenic	**2.9**	**I**	5.0	0.33	ug/L		07/10/12 07:00	07/12/12 02:41	1
Beryllium	0.080	U	1.0	0.080	ug/L		07/10/12 07:00	07/13/12 02:20	1
Thallium	0.050	U	1.0	0.050	ug/L		07/10/12 07:00	07/12/12 02:41	1

Client Sample ID: MW-FL3 — **Lab Sample ID: 280-30751-12**
Date Collected: 07/05/12 08:27 — **Matrix: Water**
Date Received: 07/06/12 10:00

Analyte	Result	Qualifier	RL	MDL	Unit	D	Prepared	Analyzed	Dil Fac
Antimony	0.40	U	2.0	0.40	ug/L		07/10/12 07:00	07/12/12 02:44	1
Arsenic	**0.61**	**I**	5.0	0.33	ug/L		07/10/12 07:00	07/12/12 02:44	1
Beryllium	0.080	U	1.0	0.080	ug/L		07/10/12 07:00	07/13/12 02:23	1
Thallium	**0.060**	**I**	1.0	0.050	ug/L		07/10/12 07:00	07/12/12 02:44	1

Client Sample Results

Client: Waste Management
Project/Site: FL26|Vista

TestAmerica Job ID: 280-30751-1

Method: 6020 - Metals (ICP/MS) - Total Recoverable

Client Sample ID: MW-6AR — **Lab Sample ID: 280-30779-1**
Date Collected: 07/06/12 10:06 — **Matrix: Water**
Date Received: 07/07/12 08:45

Analyte	Result	Qualifier	RL	MDL	Unit	D	Prepared	Analyzed	Dil Fac
Antimony	0.40	U	2.0	0.40	ug/L		07/10/12 07:00	07/12/12 02:47	1
Arsenic	0.33	U	5.0	0.33	ug/L		07/10/12 07:00	07/12/12 02:47	1
Beryllium	0.080	U	1.0	0.080	ug/L		07/10/12 07:00	07/13/12 02:26	1
Thallium	**0.063**	**I**	1.0	0.050	ug/L		07/10/12 07:00	07/12/12 02:47	1

Client Sample ID: Equipment Blank — **Lab Sample ID: 280-30779-2**
Date Collected: 07/06/12 10:03 — **Matrix: Water**
Date Received: 07/07/12 08:45

Analyte	Result	Qualifier	RL	MDL	Unit	D	Prepared	Analyzed	Dil Fac
Antimony	0.40	U	2.0	0.40	ug/L		07/10/12 07:00	07/12/12 02:50	1
Arsenic	0.33	U	5.0	0.33	ug/L		07/10/12 07:00	07/12/12 02:50	1
Beryllium	0.080	U	1.0	0.080	ug/L		07/10/12 07:00	07/13/12 02:29	1
Thallium	0.050	U	1.0	0.050	ug/L		07/10/12 07:00	07/12/12 02:50	1

Client Sample ID: MW-6BR — **Lab Sample ID: 280-30779-3**
Date Collected: 07/06/12 09:30 — **Matrix: Water**
Date Received: 07/07/12 08:45

Analyte	Result	Qualifier	RL	MDL	Unit	D	Prepared	Analyzed	Dil Fac
Antimony	0.40	U	2.0	0.40	ug/L		07/10/12 07:00	07/12/12 02:59	1
Arsenic	**0.97**	**I**	5.0	0.33	ug/L		07/10/12 07:00	07/12/12 02:59	1
Beryllium	0.080	U	1.0	0.080	ug/L		07/10/12 07:00	07/13/12 02:32	1
Thallium	**0.22**	**I**	1.0	0.050	ug/L		07/10/12 07:00	07/12/12 02:59	1

Client Sample ID: MW-FL2R — **Lab Sample ID: 280-30779-4**
Date Collected: 07/06/12 08:56 — **Matrix: Water**
Date Received: 07/07/12 08:45

Analyte	Result	Qualifier	RL	MDL	Unit	D	Prepared	Analyzed	Dil Fac
Antimony	**0.68**	**I**	2.0	0.40	ug/L		07/10/12 07:00	07/12/12 03:02	1
Arsenic	**2.9**	**I**	5.0	0.33	ug/L		07/10/12 07:00	07/12/12 03:02	1
Beryllium	0.080	U	1.0	0.080	ug/L		07/10/12 07:00	07/13/12 02:41	1
Thallium	0.050	U	1.0	0.050	ug/L		07/10/12 07:00	07/12/12 03:02	1

Client Sample ID: MW-2B — **Lab Sample ID: 280-30779-5**
Date Collected: 07/06/12 08:17 — **Matrix: Water**
Date Received: 07/07/12 08:45

Analyte	Result	Qualifier	RL	MDL	Unit	D	Prepared	Analyzed	Dil Fac
Antimony	0.40	U	2.0	0.40	ug/L		07/10/12 07:00	07/12/12 03:05	1
Arsenic	**0.35**	**I**	5.0	0.33	ug/L		07/10/12 07:00	07/12/12 03:05	1
Beryllium	0.080	U	1.0	0.080	ug/L		07/10/12 07:00	07/13/12 02:44	1
Thallium	0.050	U	1.0	0.050	ug/L		07/10/12 07:00	07/12/12 03:05	1

Client Sample ID: MW-8R — **Lab Sample ID: 280-30779-6**
Date Collected: 07/06/12 07:40 — **Matrix: Water**
Date Received: 07/07/12 08:45

Analyte	Result	Qualifier	RL	MDL	Unit	D	Prepared	Analyzed	Dil Fac
Antimony	**2.8**		2.0	0.40	ug/L		07/10/12 07:00	07/12/12 03:08	1
Arsenic	**0.92**	**I**	5.0	0.33	ug/L		07/10/12 07:00	07/12/12 03:08	1
Beryllium	0.080	U	1.0	0.080	ug/L		07/10/12 07:00	07/13/12 02:47	1
Thallium	**0.058**	**I**	1.0	0.050	ug/L		07/10/12 07:00	07/12/12 03:08	1

Method: 7470A - Mercury (CVAA)

Client Sample ID: MW-5A — **Lab Sample ID: 280-30751-1**
Date Collected: 07/05/12 14:39 — **Matrix: Water**
Date Received: 07/06/12 10:00

Analyte	Result	Qualifier	RL	MDL	Unit	D	Prepared	Analyzed	Dil Fac
Mercury	0.027	U	0.20	0.027	ug/L		07/10/12 11:45	07/10/12 18:26	1

Client Sample ID: MW-5B — **Lab Sample ID: 280-30751-2**
Date Collected: 07/05/12 14:09 — **Matrix: Water**
Date Received: 07/06/12 10:00

Analyte	Result	Qualifier	RL	MDL	Unit	D	Prepared	Analyzed	Dil Fac
Mercury	0.027	U	0.20	0.027	ug/L		07/10/12 11:45	07/10/12 18:29	1

Client Sample ID: MW-4A — **Lab Sample ID: 280-30751-3**
Date Collected: 07/05/12 13:33 — **Matrix: Water**
Date Received: 07/06/12 10:00

Analyte	Result	Qualifier	RL	MDL	Unit	D	Prepared	Analyzed	Dil Fac
Mercury	0.027	U	0.20	0.027	ug/L		07/10/12 11:45	07/10/12 18:40	1

Client Sample ID: MW-4B — **Lab Sample ID: 280-30751-4**
Date Collected: 07/05/12 13:01 — **Matrix: Water**
Date Received: 07/06/12 10:00

Analyte	Result	Qualifier	RL	MDL	Unit	D	Prepared	Analyzed	Dil Fac
Mercury	0.027	U	0.20	0.027	ug/L		07/10/12 11:45	07/10/12 18:42	1

Client Sample ID: MW-3A — **Lab Sample ID: 280-30751-5**
Date Collected: 07/05/12 12:26 — **Matrix: Water**
Date Received: 07/06/12 10:00

Analyte	Result	Qualifier	RL	MDL	Unit	D	Prepared	Analyzed	Dil Fac
Mercury	0.027	U	0.20	0.027	ug/L		07/10/12 11:45	07/10/12 18:45	1

Client Sample ID: MW-3B — **Lab Sample ID: 280-30751-6**
Date Collected: 07/05/12 11:56 — **Matrix: Water**
Date Received: 07/06/12 10:00

Analyte	Result	Qualifier	RL	MDL	Unit	D	Prepared	Analyzed	Dil Fac
Mercury	0.027	U	0.20	0.027	ug/L		07/10/12 11:45	07/10/12 18:47	1

Client Sample ID: MW-FL1 — **Lab Sample ID: 280-30751-7**
Date Collected: 07/05/12 11:23 — **Matrix: Water**
Date Received: 07/06/12 10:00

Analyte	Result	Qualifier	RL	MDL	Unit	D	Prepared	Analyzed	Dil Fac
Mercury	0.027	U	0.20	0.027	ug/L		07/10/12 11:45	07/10/12 18:49	1

Client Sample ID: MW-7A — **Lab Sample ID: 280-30751-8**
Date Collected: 07/05/12 10:45 — **Matrix: Water**
Date Received: 07/06/12 10:00

Analyte	Result	Qualifier	RL	MDL	Unit	D	Prepared	Analyzed	Dil Fac
Mercury	0.027	U	0.20	0.027	ug/L		07/10/12 11:45	07/10/12 18:52	1

Client Sample ID: MW-7B — **Lab Sample ID: 280-30751-9**
Date Collected: 07/05/12 10:14 — **Matrix: Water**
Date Received: 07/06/12 10:00

Analyte	Result	Qualifier	RL	MDL	Unit	D	Prepared	Analyzed	Dil Fac
Mercury	0.027	U	0.20	0.027	ug/L		07/10/12 11:45	07/10/12 18:54	1

Method: 7470A - Mercury (CVAA)

Client Sample ID: MW-1A — **Lab Sample ID: 280-30751-10**
Date Collected: 07/05/12 09:06 — **Matrix: Water**
Date Received: 07/06/12 10:00

Analyte	Result	Qualifier	RL	MDL	Unit	D	Prepared	Analyzed	Dil Fac
Mercury	0.027	U	0.20	0.027	ug/L		07/10/12 11:45	07/10/12 18:56	1

Client Sample ID: MW-1B — **Lab Sample ID: 280-30751-11**
Date Collected: 07/05/12 09:39 — **Matrix: Water**
Date Received: 07/06/12 10:00

Analyte	Result	Qualifier	RL	MDL	Unit	D	Prepared	Analyzed	Dil Fac
Mercury	0.027	U	0.20	0.027	ug/L		07/10/12 11:45	07/10/12 19:03	1

Client Sample ID: MW-FL3 — **Lab Sample ID: 280-30751-12**
Date Collected: 07/05/12 08:27 — **Matrix: Water**
Date Received: 07/06/12 10:00

Analyte	Result	Qualifier	RL	MDL	Unit	D	Prepared	Analyzed	Dil Fac
Mercury	0.027	U	0.20	0.027	ug/L		07/10/12 11:45	07/10/12 19:06	1

Client Sample ID: MW-6AR — **Lab Sample ID: 280-30779-1**
Date Collected: 07/06/12 10:06 — **Matrix: Water**
Date Received: 07/07/12 08:45

Analyte	Result	Qualifier	RL	MDL	Unit	D	Prepared	Analyzed	Dil Fac
Mercury	0.027	U	0.20	0.027	ug/L		07/10/12 11:45	07/10/12 16:26	1

Client Sample ID: Equipment Blank — **Lab Sample ID: 280-30779-2**
Date Collected: 07/06/12 10:03 — **Matrix: Water**
Date Received: 07/07/12 08:45

Analyte	Result	Qualifier	RL	MDL	Unit	D	Prepared	Analyzed	Dil Fac
Mercury	0.027	U	0.20	0.027	ug/L		07/10/12 11:45	07/10/12 16:35	1

Client Sample ID: MW-6BR — **Lab Sample ID: 280-30779-3**
Date Collected: 07/06/12 09:30 — **Matrix: Water**
Date Received: 07/07/12 08:45

Analyte	Result	Qualifier	RL	MDL	Unit	D	Prepared	Analyzed	Dil Fac
Mercury	0.027	U	0.20	0.027	ug/L		07/10/12 11:45	07/10/12 16:38	1

Client Sample ID: MW-FL2R — **Lab Sample ID: 280-30779-4**
Date Collected: 07/06/12 08:56 — **Matrix: Water**
Date Received: 07/07/12 08:45

Analyte	Result	Qualifier	RL	MDL	Unit	D	Prepared	Analyzed	Dil Fac
Mercury	0.027	U	0.20	0.027	ug/L		07/10/12 11:45	07/10/12 16:40	1

Client Sample ID: MW-2B — **Lab Sample ID: 280-30779-5**
Date Collected: 07/06/12 08:17 — **Matrix: Water**
Date Received: 07/07/12 08:45

Analyte	Result	Qualifier	RL	MDL	Unit	D	Prepared	Analyzed	Dil Fac
Mercury	0.027	U	0.20	0.027	ug/L		07/10/12 11:45	07/10/12 16:42	1

Client Sample ID: MW-8R — **Lab Sample ID: 280-30779-6**
Date Collected: 07/06/12 07:40 — **Matrix: Water**
Date Received: 07/07/12 08:45

Analyte	Result	Qualifier	RL	MDL	Unit	D	Prepared	Analyzed	Dil Fac
Mercury	0.027	U	0.20	0.027	ug/L		07/10/12 11:45	07/10/12 16:49	1

General Chemistry

Client Sample ID: MW-5A — **Lab Sample ID: 280-30751-1**
Date Collected: 07/05/12 14:39 — **Matrix: Water**
Date Received: 07/06/12 10:00

Analyte	Result	Qualifier	RL	MDL	Unit	D	Prepared	Analyzed	Dil Fac
Chloride	2.7	I	3.0	0.25	mg/L			07/06/12 13:41	1
Nitrate as N	1.5		0.50	0.042	mg/L			07/06/12 13:41	1
Ammonia as N	0.064	I V	0.10	0.022	mg/L			07/09/12 12:47	1
Total Dissolved Solids	48		10	4.7	mg/L			07/09/12 08:13	1

Analyte	Result	Qualifier	RL	RL	Unit	D	Prepared	Analyzed	Dil Fac
Color	5.0	U	5.0	5.0	PCU			07/06/12 13:00	1

Client Sample ID: MW-5B — **Lab Sample ID: 280-30751-2**
Date Collected: 07/05/12 14:09 — **Matrix: Water**
Date Received: 07/06/12 10:00

Analyte	Result	Qualifier	RL	MDL	Unit	D	Prepared	Analyzed	Dil Fac
Chloride	8.7		3.0	0.25	mg/L			07/06/12 14:44	1
Nitrate as N	0.53		0.50	0.042	mg/L			07/06/12 14:44	1
Ammonia as N	0.091	I V	0.10	0.022	mg/L			07/09/12 12:58	1
Total Dissolved Solids	130		10	4.7	mg/L			07/09/12 08:13	1

Analyte	Result	Qualifier	RL	RL	Unit	D	Prepared	Analyzed	Dil Fac
Color	5.0	U	5.0	5.0	PCU			07/06/12 13:00	1

Client Sample ID: MW-4A — **Lab Sample ID: 280-30751-3**
Date Collected: 07/05/12 13:33 — **Matrix: Water**
Date Received: 07/06/12 10:00

Analyte	Result	Qualifier	RL	MDL	Unit	D	Prepared	Analyzed	Dil Fac
Chloride	1.8	I	3.0	0.25	mg/L			07/06/12 15:00	1
Nitrate as N	2.0		0.50	0.042	mg/L			07/06/12 15:00	1
Ammonia as N	0.10	V	0.10	0.022	mg/L			07/09/12 13:04	1
Total Dissolved Solids	40		10	4.7	mg/L			07/09/12 08:13	1

Analyte	Result	Qualifier	RL	RL	Unit	D	Prepared	Analyzed	Dil Fac
Color	5.0	U	5.0	5.0	PCU			07/06/12 13:00	1

Client Sample ID: MW-4B — **Lab Sample ID: 280-30751-4**
Date Collected: 07/05/12 13:01 — **Matrix: Water**
Date Received: 07/06/12 10:00

Analyte	Result	Qualifier	RL	MDL	Unit	D	Prepared	Analyzed	Dil Fac
Chloride	2.6	I	3.0	0.25	mg/L			07/06/12 15:16	1
Nitrate as N	1.9		0.50	0.042	mg/L			07/06/12 15:16	1
Ammonia as N	0.049	I V	0.10	0.022	mg/L			07/09/12 13:08	1
Total Dissolved Solids	4.7	U	10	4.7	mg/L			07/09/12 08:13	1

Analyte	Result	Qualifier	RL	RL	Unit	D	Prepared	Analyzed	Dil Fac
Color	5.0	U	5.0	5.0	PCU			07/06/12 13:00	1

Client Sample ID: MW-3A — **Lab Sample ID: 280-30751-5**
Date Collected: 07/05/12 12:26 — **Matrix: Water**
Date Received: 07/06/12 10:00

Analyte	Result	Qualifier	RL	MDL	Unit	D	Prepared	Analyzed	Dil Fac
Chloride	3.3		3.0	0.25	mg/L			07/06/12 15:32	1
Nitrate as N	2.3		0.50	0.042	mg/L			07/06/12 15:32	1
Ammonia as N	0.073	I V	0.10	0.022	mg/L			07/09/12 13:22	1
Total Dissolved Solids	68		10	4.7	mg/L			07/09/12 08:13	1

Analyte	Result	Qualifier	RL	RL	Unit	D	Prepared	Analyzed	Dil Fac
Color	5.0	U	5.0	5.0	PCU			07/06/12 13:00	1

General Chemistry

Client Sample ID: MW-3B — **Lab Sample ID: 280-30751-6**
Date Collected: 07/05/12 11:56 — **Matrix: Water**
Date Received: 07/06/12 10:00

Analyte	Result	Qualifier	RL	MDL	Unit	D	Prepared	Analyzed	Dil Fac
Chloride	3.9		3.0	0.25	mg/L			07/06/12 15:48	1
Nitrate as N	2.4		0.50	0.042	mg/L			07/06/12 15:48	1
Ammonia as N	0.055	I V	0.10	0.022	mg/L			07/09/12 13:23	1
Total Dissolved Solids	100		10	4.7	mg/L			07/09/12 08:13	1

Analyte	Result	Qualifier	RL	RL	Unit	D	Prepared	Analyzed	Dil Fac
Color	5.0	U	5.0	5.0	PCU			07/06/12 13:00	1

Client Sample ID: MW-FL1 — **Lab Sample ID: 280-30751-7**
Date Collected: 07/05/12 11:23 — **Matrix: Water**
Date Received: 07/06/12 10:00

Analyte	Result	Qualifier	RL	MDL	Unit	D	Prepared	Analyzed	Dil Fac
Chloride	19		3.0	0.25	mg/L			07/06/12 16:35	1
Nitrate as N	0.91		0.50	0.042	mg/L			07/06/12 16:35	1
Ammonia as N	0.065	I V	0.10	0.022	mg/L			07/09/12 13:25	1
Total Dissolved Solids	190		10	4.7	mg/L			07/09/12 08:13	1

Analyte	Result	Qualifier	RL	RL	Unit	D	Prepared	Analyzed	Dil Fac
Color	5.0	U	5.0	5.0	PCU			07/06/12 13:00	1

Client Sample ID: MW-7A — **Lab Sample ID: 280-30751-8**
Date Collected: 07/05/12 10:45 — **Matrix: Water**
Date Received: 07/06/12 10:00

Analyte	Result	Qualifier	RL	MDL	Unit	D	Prepared	Analyzed	Dil Fac
Chloride	11		3.0	0.25	mg/L			07/06/12 16:51	1
Nitrate as N	13		2.5	0.21	mg/L			07/06/12 18:26	5
Ammonia as N	0.055	I V	0.10	0.022	mg/L			07/09/12 13:26	1
Total Dissolved Solids	270		10	4.7	mg/L			07/09/12 08:13	1

Analyte	Result	Qualifier	RL	RL	Unit	D	Prepared	Analyzed	Dil Fac
Color	5.0	U	5.0	5.0	PCU			07/06/12 13:00	1

Client Sample ID: MW-7B — **Lab Sample ID: 280-30751-9**
Date Collected: 07/05/12 10:14 — **Matrix: Water**
Date Received: 07/06/12 10:00

Analyte	Result	Qualifier	RL	MDL	Unit	D	Prepared	Analyzed	Dil Fac
Chloride	4.4		3.0	0.25	mg/L			07/06/12 17:07	1
Nitrate as N	0.042	U	0.50	0.042	mg/L			07/06/12 17:07	1
Ammonia as N	0.066	I V	0.10	0.022	mg/L			07/09/12 13:28	1
Total Dissolved Solids	90		10	4.7	mg/L			07/09/12 08:13	1

Analyte	Result	Qualifier	RL	RL	Unit	D	Prepared	Analyzed	Dil Fac
Color	5.0	U	5.0	5.0	PCU			07/06/12 13:00	1

Client Sample ID: MW-1A — **Lab Sample ID: 280-30751-10**
Date Collected: 07/05/12 09:06 — **Matrix: Water**
Date Received: 07/06/12 10:00

Analyte	Result	Qualifier	RL	MDL	Unit	D	Prepared	Analyzed	Dil Fac
Chloride	14		3.0	0.25	mg/L			07/06/12 17:22	1
Nitrate as N	11	Q	2.5	0.21	mg/L			07/07/12 11:22	5
Ammonia as N	0.063	I V	0.10	0.022	mg/L			07/09/12 13:29	1
Total Dissolved Solids	310		10	4.7	mg/L			07/09/12 08:13	1

Analyte	Result	Qualifier	RL	RL	Unit	D	Prepared	Analyzed	Dil Fac
Color	5.0	U	5.0	5.0	PCU			07/06/12 13:00	1

General Chemistry

Client Sample ID: MW-1B — **Lab Sample ID: 280-30751-11**
Date Collected: 07/05/12 09:39 — **Matrix: Water**
Date Received: 07/06/12 10:00

Analyte	Result	Qualifier	RL	MDL	Unit	D	Prepared	Analyzed	Dil Fac
Chloride	**6.8**		3.0	0.25	mg/L			07/06/12 17:38	1
Nitrate as N	0.042	U	0.50	0.042	mg/L			07/06/12 17:38	1
Ammonia as N	**0.062**	**I V**	0.10	0.022	mg/L			07/09/12 13:31	1
Total Dissolved Solids	**100**		10	4.7	mg/L			07/09/12 08:13	1

Analyte	Result	Qualifier	RL	RL	Unit	D	Prepared	Analyzed	Dil Fac
Color	5.0	U	5.0	5.0	PCU			07/06/12 13:00	1

Client Sample ID: MW-FL3 — **Lab Sample ID: 280-30751-12**
Date Collected: 07/05/12 08:27 — **Matrix: Water**
Date Received: 07/06/12 10:00

Analyte	Result	Qualifier	RL	MDL	Unit	D	Prepared	Analyzed	Dil Fac
Chloride	**9.5**		3.0	0.25	mg/L			07/06/12 17:54	1
Nitrate as N	0.042	U	0.50	0.042	mg/L			07/06/12 17:54	1
Ammonia as N	**0.068**	**I V**	0.10	0.022	mg/L			07/09/12 13:32	1
Total Dissolved Solids	**190**		10	4.7	mg/L			07/09/12 08:13	1

Analyte	Result	Qualifier	RL	RL	Unit	D	Prepared	Analyzed	Dil Fac
Color	5.0	U	5.0	5.0	PCU			07/06/12 13:00	1

Client Sample ID: MW-6AR — **Lab Sample ID: 280-30779-1**
Date Collected: 07/06/12 10:06 — **Matrix: Water**
Date Received: 07/07/12 08:45

Analyte	Result	Qualifier	RL	MDL	Unit	D	Prepared	Analyzed	Dil Fac
Chloride	**24**		3.0	0.25	mg/L			07/07/12 12:23	1
Nitrate as N	**12**		2.5	0.21	mg/L			07/07/12 15:32	5
Ammonia as N	**0.051**	**I V**	0.10	0.022	mg/L			07/09/12 13:35	1
Total Dissolved Solids	**180**		10	4.7	mg/L			07/10/12 10:26	1

Analyte	Result	Qualifier	RL	RL	Unit	D	Prepared	Analyzed	Dil Fac
Color	5.0	U	5.0	5.0	PCU			07/07/12 14:23	1

Client Sample ID: Equipment Blank — **Lab Sample ID: 280-30779-2**
Date Collected: 07/06/12 10:03 — **Matrix: Water**
Date Received: 07/07/12 08:45

Analyte	Result	Qualifier	RL	MDL	Unit	D	Prepared	Analyzed	Dil Fac
Chloride	0.25	U	3.0	0.25	mg/L			07/07/12 13:26	1
Nitrate as N	0.042	U	0.50	0.042	mg/L			07/07/12 13:26	1
Ammonia as N	**0.081**	**I V**	0.10	0.022	mg/L			07/09/12 13:46	1
Total Dissolved Solids	4.7	U	10	4.7	mg/L			07/10/12 10:26	1

Analyte	Result	Qualifier	RL	RL	Unit	D	Prepared	Analyzed	Dil Fac
Color	5.0	U	5.0	5.0	PCU			07/07/12 14:23	1

Client Sample ID: MW-6BR — **Lab Sample ID: 280-30779-3**
Date Collected: 07/06/12 09:30 — **Matrix: Water**
Date Received: 07/07/12 08:45

Analyte	Result	Qualifier	RL	MDL	Unit	D	Prepared	Analyzed	Dil Fac
Chloride	**22**		3.0	0.25	mg/L			07/07/12 13:42	1
Nitrate as N	**3.5**		0.50	0.042	mg/L			07/07/12 13:42	1
Ammonia as N	**0.065**	**I V**	0.10	0.022	mg/L			07/09/12 13:47	1
Total Dissolved Solids	**160**		10	4.7	mg/L			07/10/12 10:26	1

Analyte	Result	Qualifier	RL	RL	Unit	D	Prepared	Analyzed	Dil Fac
Color	5.0	U	5.0	5.0	PCU			07/07/12 14:23	1

General Chemistry

Client Sample ID: MW-FL2R — **Lab Sample ID: 280-30779-4**
Date Collected: 07/06/12 08:56 — **Matrix: Water**
Date Received: 07/07/12 08:45

Analyte	Result	Qualifier	RL	MDL	Unit	D	Prepared	Analyzed	Dil Fac
Chloride	5.9		3.0	0.25	mg/L			07/07/12 13:57	1
Nitrate as N	0.40	I	0.50	0.042	mg/L			07/07/12 13:57	1
Ammonia as N	0.071	I V	0.10	0.022	mg/L			07/09/12 13:49	1
Total Dissolved Solids	150		10	4.7	mg/L			07/10/12 10:26	1

Analyte	Result	Qualifier	RL	RL	Unit	D	Prepared	Analyzed	Dil Fac
Color	5.0	U	5.0	5.0	PCU			07/07/12 14:23	1

Client Sample ID: MW-2B — **Lab Sample ID: 280-30779-5**
Date Collected: 07/06/12 08:17 — **Matrix: Water**
Date Received: 07/07/12 08:45

Analyte	Result	Qualifier	RL	MDL	Unit	D	Prepared	Analyzed	Dil Fac
Chloride	5.3		3.0	0.25	mg/L			07/07/12 14:13	1
Nitrate as N	0.53		0.50	0.042	mg/L			07/07/12 14:13	1
Ammonia as N	0.066	I V	0.10	0.022	mg/L			07/09/12 13:50	1
Total Dissolved Solids	80		10	4.7	mg/L			07/10/12 10:26	1

Analyte	Result	Qualifier	RL	RL	Unit	D	Prepared	Analyzed	Dil Fac
Color	5.0	U	5.0	5.0	PCU			07/07/12 14:23	1

Client Sample ID: MW-8R — **Lab Sample ID: 280-30779-6**
Date Collected: 07/06/12 07:40 — **Matrix: Water**
Date Received: 07/07/12 08:45

Analyte	Result	Qualifier	RL	MDL	Unit	D	Prepared	Analyzed	Dil Fac
Chloride	4.5		3.0	0.25	mg/L			07/07/12 15:01	1
Nitrate as N	1.8		0.50	0.042	mg/L			07/07/12 15:01	1
Ammonia as N	0.067	I V	0.10	0.022	mg/L			07/09/12 13:52	1
Total Dissolved Solids	110		10	4.7	mg/L			07/10/12 10:26	1

Analyte	Result	Qualifier	RL	RL	Unit	D	Prepared	Analyzed	Dil Fac
Color	5.0	U	5.0	5.0	PCU			07/07/12 14:23	1

Method: Field Sampling - Field Sampling

Client Sample ID: MW-5A — **Lab Sample ID: 280-30751-1**
Date Collected: 07/05/12 14:39 — **Matrix: Water**
Date Received: 07/06/12 10:00

Analyte	Result	Qualifier	NONE	NONE	Unit	D	Prepared	Analyzed	Dil Fac
Groundwater Elevation	48.68				ft/msl			07/05/12 14:39	1
Field pH	4.09				SU			07/05/12 14:39	1
Field Conductivity	69				umhos/cm			07/05/12 14:39	1
Field Temperature	24.3				Degrees C			07/05/12 14:39	1
Field Turbidity	7.14				NTU			07/05/12 14:39	1
Field Dissolved Oxygen	4.3				mg/L			07/05/12 14:39	1

Client Sample ID: MW-5B — **Lab Sample ID: 280-30751-2**
Date Collected: 07/05/12 14:09 — **Matrix: Water**
Date Received: 07/06/12 10:00

Analyte	Result	Qualifier	NONE	NONE	Unit	D	Prepared	Analyzed	Dil Fac
Groundwater Elevation	46.63				ft/msl			07/05/12 14:09	1
Field pH	7.28				SU			07/05/12 14:09	1
Field Conductivity	220				umhos/cm			07/05/12 14:09	1
Field Temperature	23.7				Degrees C			07/05/12 14:09	1
Field Turbidity	7.82				NTU			07/05/12 14:09	1

Method: Field Sampling - Field Sampling (Continued)

Client Sample ID: MW-5B — **Lab Sample ID: 280-30751-2**
Date Collected: 07/05/12 14:09 — **Matrix: Water**
Date Received: 07/06/12 10:00

Analyte	Result	Qualifier	NONE	NONE	Unit	D	Prepared	Analyzed	Dil Fac
Field Dissolved Oxygen	0.0				mg/L			07/05/12 14:09	1

Client Sample ID: MW-4A — **Lab Sample ID: 280-30751-3**
Date Collected: 07/05/12 13:33 — **Matrix: Water**
Date Received: 07/06/12 10:00

Analyte	Result	Qualifier	NONE	NONE	Unit	D	Prepared	Analyzed	Dil Fac
Groundwater Elevation	46.70				ft/msl			07/05/12 13:33	1
Field pH	4.93				SU			07/05/12 13:33	1
Field Conductivity	55				umhos/cm			07/05/12 13:33	1
Field Temperature	23.9				Degrees C			07/05/12 13:33	1
Field Turbidity	4.14				NTU			07/05/12 13:33	1
Field Dissolved Oxygen	0.6				mg/L			07/05/12 13:33	1

Client Sample ID: MW-4B — **Lab Sample ID: 280-30751-4**
Date Collected: 07/05/12 13:01 — **Matrix: Water**
Date Received: 07/06/12 10:00

Analyte	Result	Qualifier	NONE	NONE	Unit	D	Prepared	Analyzed	Dil Fac
Groundwater Elevation	47.91				ft/msl			07/05/12 13:01	1
Field pH	5.35				SU			07/05/12 13:01	1
Field Conductivity	39				umhos/cm			07/05/12 13:01	1
Field Temperature	23.6				Degrees C			07/05/12 13:01	1
Field Turbidity	3.03				NTU			07/05/12 13:01	1
Field Dissolved Oxygen	0.6				mg/L			07/05/12 13:01	1

Client Sample ID: MW-3A — **Lab Sample ID: 280-30751-5**
Date Collected: 07/05/12 12:26 — **Matrix: Water**
Date Received: 07/06/12 10:00

Analyte	Result	Qualifier	NONE	NONE	Unit	D	Prepared	Analyzed	Dil Fac
Groundwater Elevation	46.99				ft/msl			07/05/12 12:26	1
Field pH	5.33				SU			07/05/12 12:26	1
Field Conductivity	92				umhos/cm			07/05/12 12:26	1
Field Temperature	23.6				Degrees C			07/05/12 12:26	1
Field Turbidity	4.92				NTU			07/05/12 12:26	1
Field Dissolved Oxygen	5.0				mg/L			07/05/12 12:26	1

Client Sample ID: MW-3B — **Lab Sample ID: 280-30751-6**
Date Collected: 07/05/12 11:56 — **Matrix: Water**
Date Received: 07/06/12 10:00

Analyte	Result	Qualifier	NONE	NONE	Unit	D	Prepared	Analyzed	Dil Fac
Groundwater Elevation	47.03				ft/msl			07/05/12 11:56	1
Field pH	5.67				SU			07/05/12 11:56	1
Field Conductivity	151				umhos/cm			07/05/12 11:56	1
Field Temperature	23.3				Degrees C			07/05/12 11:56	1
Field Turbidity	5.76				NTU			07/05/12 11:56	1
Field Dissolved Oxygen	4.8				mg/L			07/05/12 11:56	1

Client Sample ID: MW-FL1 — **Lab Sample ID: 280-30751-7**
Date Collected: 07/05/12 11:23 — **Matrix: Water**
Date Received: 07/06/12 10:00

Analyte	Result	Qualifier	NONE	NONE	Unit	D	Prepared	Analyzed	Dil Fac
Groundwater Elevation	47.04				ft/msl			07/05/12 11:23	1
Field pH	6.53				SU			07/05/12 11:23	1

Method: Field Sampling - Field Sampling (Continued)

Client Sample ID: MW-FL1 — **Lab Sample ID: 280-30751-7**
Date Collected: 07/05/12 11:23 — **Matrix: Water**
Date Received: 07/06/12 10:00

Analyte	Result	Qualifier	NONE	NONE	Unit	D	Prepared	Analyzed	Dil Fac
Field Conductivity	328				umhos/cm			07/05/12 11:23	1
Field Temperature	22.8				Degrees C			07/05/12 11:23	1
Field Turbidity	17.15				NTU			07/05/12 11:23	1
Field Dissolved Oxygen	1.3				mg/L			07/05/12 11:23	1

Client Sample ID: MW-7A — **Lab Sample ID: 280-30751-8**
Date Collected: 07/05/12 10:45 — **Matrix: Water**
Date Received: 07/06/12 10:00

Analyte	Result	Qualifier	NONE	NONE	Unit	D	Prepared	Analyzed	Dil Fac
Groundwater Elevation	62.72				ft/msl			07/05/12 10:45	1
Field pH	7.15				SU			07/05/12 10:45	1
Field Conductivity	309				umhos/cm			07/05/12 10:45	1
Field Temperature	23.0				Degrees C			07/05/12 10:45	1
Field Turbidity	1.84				NTU			07/05/12 10:45	1
Field Dissolved Oxygen	1.1				mg/L			07/05/12 10:45	1

Client Sample ID: MW-7B — **Lab Sample ID: 280-30751-9**
Date Collected: 07/05/12 10:14 — **Matrix: Water**
Date Received: 07/06/12 10:00

Analyte	Result	Qualifier	NONE	NONE	Unit	D	Prepared	Analyzed	Dil Fac
Groundwater Elevation	48.77				ft/msl			07/05/12 10:14	1
Field pH	6.74				SU			07/05/12 10:14	1
Field Conductivity	145				umhos/cm			07/05/12 10:14	1
Field Temperature	22.9				Degrees C			07/05/12 10:14	1
Field Turbidity	5.90				NTU			07/05/12 10:14	1
Field Dissolved Oxygen	1.1				mg/L			07/05/12 10:14	1

Client Sample ID: MW-1A — **Lab Sample ID: 280-30751-10**
Date Collected: 07/05/12 09:06 — **Matrix: Water**
Date Received: 07/06/12 10:00

Analyte	Result	Qualifier	NONE	NONE	Unit	D	Prepared	Analyzed	Dil Fac
Groundwater Elevation	62.10				ft/msl			07/05/12 09:06	1
Field pH	7.08				SU			07/05/12 09:06	1
Field Conductivity	381				umhos/cm			07/05/12 09:06	1
Field Temperature	22.8				Degrees C			07/05/12 09:06	1
Field Turbidity	1.03				NTU			07/05/12 09:06	1
Field Dissolved Oxygen	1.3				mg/L			07/05/12 09:06	1

Client Sample ID: MW-1B — **Lab Sample ID: 280-30751-11**
Date Collected: 07/05/12 09:39 — **Matrix: Water**
Date Received: 07/06/12 10:00

Analyte	Result	Qualifier	NONE	NONE	Unit	D	Prepared	Analyzed	Dil Fac
Groundwater Elevation	50.52				ft/msl			07/05/12 09:39	1
Field pH	7.56				SU			07/05/12 09:39	1
Field Conductivity	172				umhos/cm			07/05/12 09:39	1
Field Temperature	23.0				Degrees C			07/05/12 09:39	1
Field Turbidity	2.47				NTU			07/05/12 09:39	1
Field Dissolved Oxygen	0.2				mg/L			07/05/12 09:39	1

Method: Field Sampling - Field Sampling

Client Sample ID: MW-FL3 — **Lab Sample ID: 280-30751-12**
Date Collected: 07/05/12 08:27 — **Matrix: Water**
Date Received: 07/06/12 10:00

Analyte	Result	Qualifier	NONE	NONE	Unit	D	Prepared	Analyzed	Dil Fac
Groundwater Elevation	46.80				ft/msl			07/05/12 09:27	1
Field pH	7.07				SU			07/05/12 09:27	1
Field Conductivity	248				umhos/cm			07/05/12 09:27	1
Field Temperature	22.8				Degrees C			07/05/12 09:27	1
Field Turbidity	5.37				NTU			07/05/12 09:27	1
Field Dissolved Oxygen	0.0				mg/L			07/05/12 09:27	1

Client Sample ID: MW-6AR — **Lab Sample ID: 280-30779-1**
Date Collected: 07/06/12 10:06 — **Matrix: Water**
Date Received: 07/07/12 08:45

Analyte	Result	Qualifier	NONE	NONE	Unit	D	Prepared	Analyzed	Dil Fac
Field pH	4.82				SU			07/06/12 10:06	1
Field Conductivity	219				umhos/cm			07/06/12 10:06	1
Field Temperature	23.7				Degrees C			07/06/12 10:06	1
Field Turbidity	1.91				NTU			07/06/12 10:06	1
Field Dissolved Oxygen	5.9				mg/L			07/06/12 10:06	1

Client Sample ID: Equipment Blank — **Lab Sample ID: 280-30779-2**
Date Collected: 07/06/12 10:03 — **Matrix: Water**
Date Received: 07/07/12 08:45

Analyte	Result	Qualifier	NONE	NONE	Unit	D	Prepared	Analyzed	Dil Fac
Field pH	8.71				SU			07/06/12 10:03	1
Field Conductivity	3				umhos/cm			07/06/12 10:03	1
Field Temperature	24.2				Degrees C			07/06/12 10:03	1
Field Turbidity	0.04				NTU			07/06/12 10:03	1
Field Dissolved Oxygen	3.0				mg/L			07/06/12 10:03	1

Client Sample ID: MW-6BR — **Lab Sample ID: 280-30779-3**
Date Collected: 07/06/12 09:30 — **Matrix: Water**
Date Received: 07/07/12 08:45

Analyte	Result	Qualifier	NONE	NONE	Unit	D	Prepared	Analyzed	Dil Fac
Groundwater Elevation	47.76				ft/msl			07/06/12 09:30	1
Field pH	7.33				SU			07/06/12 09:30	1
Field Conductivity	302				umhos/cm			07/06/12 09:30	1
Field Temperature	23.0				Degrees C			07/06/12 09:30	1
Field Turbidity	2.34				NTU			07/06/12 09:30	1
Field Dissolved Oxygen	2.2				mg/L			07/06/12 09:30	1

Client Sample ID: MW-FL2R — **Lab Sample ID: 280-30779-4**
Date Collected: 07/06/12 08:56 — **Matrix: Water**
Date Received: 07/07/12 08:45

Analyte	Result	Qualifier	NONE	NONE	Unit	D	Prepared	Analyzed	Dil Fac
Groundwater Elevation	48.44				ft/msl			07/06/12 09:56	1
Field pH	10.24				SU			07/06/12 09:56	1
Field Conductivity	291				umhos/cm			07/06/12 09:56	1
Field Temperature	22.7				Degrees C			07/06/12 09:56	1
Field Turbidity	5.91				NTU			07/06/12 09:56	1
Field Dissolved Oxygen	1.8				mg/L			07/06/12 09:56	1

Client Sample Results

Client: Waste Management
Project/Site: FL26|Vista

TestAmerica Job ID: 280-30751-1

Method: Field Sampling - Field Sampling

Client Sample ID: MW-2B — **Lab Sample ID: 280-30779-5**
Date Collected: 07/06/12 08:17 — **Matrix: Water**
Date Received: 07/07/12 08:45

Analyte	Result	Qualifier	NONE	NONE	Unit	D	Prepared	Analyzed	Dil Fac
Groundwater Elevation	47.07				ft/msl			07/06/12 08:17	1
Field pH	7.76				SU			07/06/12 08:17	1
Field Conductivity	153				umhos/cm			07/06/12 08:17	1
Field Temperature	23.4				Degrees C			07/06/12 08:17	1
Field Turbidity	6.69				NTU			07/06/12 08:17	1
Field Dissolved Oxygen	0.1				mg/L			07/06/12 08:17	1

Client Sample ID: MW-8R — **Lab Sample ID: 280-30779-6**
Date Collected: 07/06/12 07:40 — **Matrix: Water**
Date Received: 07/07/12 08:45

Analyte	Result	Qualifier	NONE	NONE	Unit	D	Prepared	Analyzed	Dil Fac
Groundwater Elevation	49.54				ft/msl			07/06/12 07:40	1
Field pH	6.84				SU			07/06/12 07:40	1
Field Conductivity	191				umhos/cm			07/06/12 07:40	1
Field Temperature	22.6				Degrees C			07/06/12 07:40	1
Field Turbidity	3.83				NTU			07/06/12 07:40	1
Field Dissolved Oxygen	2.2				mg/L			07/06/12 07:40	1

Surrogate Summary

Client: Waste Management
Project/Site: FL26|Vista

TestAmerica Job ID: 280-30751-1

Method: 8260B - Volatile Organic Compounds (GC/MS)

Matrix: Water **Prep Type: Total/NA**

		Percent Surrogate Recovery (Acceptance Limits)			
		12DCE	TOL	BFB	DBFM
Lab Sample ID	Client Sample ID	(70-127)	(80-125)	(78-120)	(77-120)
280-30751-1	MW-5A	104	112	101	107
280-30751-2	MW-5B	109	116	107	111
280-30751-3	MW-4A	104	108	101	107
280-30751-4	MW-4B	102	109	99	103
280-30751-5	MW-3A	110	113	104	112
280-30751-6	MW-3B	106	107	103	107
280-30751-7	MW-FL1	105	110	95	108
280-30751-8	MW-7A	101	112	98	107
280-30751-9	MW-7B	112	113	101	114
280-30751-10	MW-1A	107	113	104	108
280-30751-11	MW-1B	108	116	107	110
280-30751-12	MW-FL3	106	108	105	108
280-30751-13	TRIP BLANK	102	97	92	95
280-30760-A-18 MS	Matrix Spike	110	99	88	94
280-30760-C-18 MSD	Matrix Spike Duplicate	113	102	90	93
280-30779-1	MW-6AR	99	113	104	105
280-30779-3	MW-6BR	97	114	106	99
280-30779-4	MW-FL2R	103	108	102	111
280-30779-5	MW-2B	106	115	106	116
280-30779-6	MW-8R	109	111	104	115
280-30779-7	TRIP BLANK1	103	110	106	112
280-31051-D-1 MS	Matrix Spike	89	108	107	100
280-31051-D-1 MSD	Matrix Spike Duplicate	88	111	108	91
LCS 280-127216/5	Lab Control Sample	107	106	101	105
LCS 280-127766/4	Lab Control Sample	103	102	92	95
LCS 280-127840/4	Lab Control Sample	91	107	105	102
LCSD 280-127216/6	Lab Control Sample Dup	104	103	94	104
MB 280-127216/7	Method Blank	101	107	98	103
MB 280-127766/5	Method Blank	116	113	107	109
MB 280-127840/5	Method Blank	91	106	98	98

Surrogate Legend

12DCE = 1,2-Dichloroethane-d4 (Surr)
TOL = Toluene-d8 (Surr)
BFB = 4-Bromofluorobenzene (Surr)
DBFM = Dibromofluoromethane (Surr)

Method: 504.1 - EDB, DBCP and 1,2,3-TCP (GC)

Matrix: Water **Prep Type: Total/NA**

		Percent Surrogate Recovery (Acceptance Limits)
		12DBP2
Lab Sample ID	Client Sample ID	(70-130)
280-30751-1	MW-5A	83

Surrogate Legend

12DBP = 1,2-Dibromopropane

Surrogate Summary

Client: Waste Management
Project/Site: FL26|Vista

TestAmerica Job ID: 280-30751-1

Method: 504.1 - EDB, DBCP and 1,2,3-TCP (GC)

Matrix: Water **Prep Type: Total/NA**

		Percent Surrogate Recovery (Acceptance Limits)						
		12DBP1						
Lab Sample ID	**Client Sample ID**	**(70-130)**						
280-30751-2	MW-5B	89						
280-30751-3	MW-4A	84						
280-30751-4	MW-4B	89						
280-30751-5	MW-3A	88						
280-30751-6	MW-3B	86						
280-30751-7	MW-FL1	87						
280-30751-8	MW-7A	86						
280-30751-9	MW-7B	85						
280-30751-10	MW-1A	80						
280-30751-11	MW-1B	92						
280-30751-12	MW-FL3	90						
280-30779-1	MW-6AR	91						
280-30779-3	MW-6BR	91						
280-30779-4	MW-FL2R	94						
280-30779-5	MW-2B	89						
280-30779-6	MW-8R	85						
LCS 280-127902/3-A	Lab Control Sample	90						
LCS 280-127904/3-A	Lab Control Sample	93						
LCSD 280-127902/4-A	Lab Control Sample Dup	73						
LCSD 280-127904/4-A	Lab Control Sample Dup	74						
LLCS 280-127902/5-A	Lab Control Sample	79						
LLCS 280-127904/5-A	Lab Control Sample	83						
MB 280-127902/2-A	Method Blank	90						
MB 280-127904/2-A	Method Blank	94						

Surrogate Legend

12DBP = 1,2-Dibromopropane

Method: 8260B - Volatile Organic Compounds (GC/MS)

Lab Sample ID: MB 280-127216/7
Matrix: Water
Analysis Batch: 127216

Client Sample ID: Method Blank
Prep Type: Total/NA

Analyte	MB Result	MB Qualifier	RL	MDL	Unit	D	Prepared	Analyzed	Dil Fac
Acetone	1.9	U	20	1.9	ug/L			07/10/12 21:27	1
Acrylonitrile	1.4	U	20	1.4	ug/L			07/10/12 21:27	1
Benzene	0.16	U	1.0	0.16	ug/L			07/10/12 21:27	1
Bromochloromethane	0.10	U	1.0	0.10	ug/L			07/10/12 21:27	1
Bromodichloromethane	0.17	U	1.0	0.17	ug/L			07/10/12 21:27	1
Bromoform	0.19	U	1.0	0.19	ug/L			07/10/12 21:27	1
Bromomethane	0.21	U	2.0	0.21	ug/L			07/10/12 21:27	1
Carbon disulfide	0.45	U	2.0	0.45	ug/L			07/10/12 21:27	1
Carbon tetrachloride	0.19	U	1.0	0.19	ug/L			07/10/12 21:27	1
Chlorobenzene	0.17	U	1.0	0.17	ug/L			07/10/12 21:27	1
Dibromochloromethane	0.17	U	1.0	0.17	ug/L			07/10/12 21:27	1
Chloroethane	0.41	U	2.0	0.41	ug/L			07/10/12 21:27	1
Chloroform	0.16	U	1.0	0.16	ug/L			07/10/12 21:27	1
Dibromomethane	0.17	U	1.0	0.17	ug/L			07/10/12 21:27	1
1,2-Dichlorobenzene	0.15	U	1.0	0.15	ug/L			07/10/12 21:27	1
1,4-Dichlorobenzene	0.16	U	1.0	0.16	ug/L			07/10/12 21:27	1
trans-1,4-Dichloro-2-butene	0.80	U	3.0	0.80	ug/L			07/10/12 21:27	1
1,1-Dichloroethane	0.22	U	1.0	0.22	ug/L			07/10/12 21:27	1
1,2-Dichloroethane	0.13	U	1.0	0.13	ug/L			07/10/12 21:27	1
cis-1,2-Dichloroethene	0.15	U	1.0	0.15	ug/L			07/10/12 21:27	1
trans-1,2-Dichloroethene	0.15	U	1.0	0.15	ug/L			07/10/12 21:27	1
1,1-Dichloroethene	0.23	U	1.0	0.23	ug/L			07/10/12 21:27	1
1,2-Dichloropropane	0.18	U	1.0	0.18	ug/L			07/10/12 21:27	1
cis-1,3-Dichloropropene	0.16	U	1.0	0.16	ug/L			07/10/12 21:27	1
trans-1,3-Dichloropropene	0.19	U	3.0	0.19	ug/L			07/10/12 21:27	1
Ethylbenzene	0.16	U	1.0	0.16	ug/L			07/10/12 21:27	1
2-Hexanone	1.7	U	5.0	1.7	ug/L			07/10/12 21:27	1
Iodomethane	0.23	U	1.0	0.23	ug/L			07/10/12 21:27	1
Methylene Chloride	0.32	U	2.0	0.32	ug/L			07/10/12 21:27	1
4-Methyl-2-pentanone (MIBK)	0.98	U	5.0	0.98	ug/L			07/10/12 21:27	1
Styrene	0.17	U	1.0	0.17	ug/L			07/10/12 21:27	1
1,1,1,2-Tetrachloroethane	0.21	U	1.0	0.21	ug/L			07/10/12 21:27	1
1,1,2,2-Tetrachloroethane	0.21	U	1.0	0.21	ug/L			07/10/12 21:27	1
Tetrachloroethene	0.20	U	1.0	0.20	ug/L			07/10/12 21:27	1
1,1,1-Trichloroethane	0.16	U	1.0	0.16	ug/L			07/10/12 21:27	1
1,1,2-Trichloroethane	0.27	U	1.0	0.27	ug/L			07/10/12 21:27	1
Trichloroethene	0.16	U	1.0	0.16	ug/L			07/10/12 21:27	1
Trichlorofluoromethane	0.29	U	2.0	0.29	ug/L			07/10/12 21:27	1
1,2,3-Trichloropropane	0.33	U	2.5	0.33	ug/L			07/10/12 21:27	1
Vinyl acetate	0.94	U	3.0	0.94	ug/L			07/10/12 21:27	1
Vinyl chloride	0.10	U	1.0	0.10	ug/L			07/10/12 21:27	1
Xylenes (total)	0.19	U	2.0	0.19	ug/L			07/10/12 21:27	1
Chloromethane	0.30	U	2.0	0.30	ug/L			07/10/12 21:27	1
2-Butanone (MEK)	2.0	U	6.0	2.0	ug/L			07/10/12 21:27	1
Toluene	0.17	U	1.0	0.17	ug/L			07/10/12 21:27	1

Surrogate	*MB %Recovery*	*MB Qualifier*	*Limits*	*Prepared*	*Analyzed*	*Dil Fac*
1,2-Dichloroethane-d4 (Surr)	*101*		*70 - 127*		*07/10/12 21:27*	*1*
Toluene-d8 (Surr)	*107*		*80 - 125*		*07/10/12 21:27*	*1*

Method: 8260B - Volatile Organic Compounds (GC/MS) (Continued)

Lab Sample ID: MB 280-127216/7
Matrix: Water
Analysis Batch: 127216

Client Sample ID: Method Blank
Prep Type: Total/NA

Surrogate	MB %Recovery	MB Qualifier	Limits	Prepared	Analyzed	Dil Fac
4-Bromofluorobenzene (Surr)	98		78 - 120		07/10/12 21:27	1
Dibromofluoromethane (Surr)	103		77 - 120		07/10/12 21:27	1

Lab Sample ID: LCS 280-127216/5
Matrix: Water
Analysis Batch: 127216

Client Sample ID: Lab Control Sample
Prep Type: Total/NA

Analyte	Spike Added	LCS Result	LCS Qualifier	Unit	D	%Rec	%Rec. Limits
Benzene	5.00	4.85		ug/L		97	74 - 135
Bromodichloromethane	5.00	4.82		ug/L		96	73 - 135
Carbon tetrachloride	5.00	5.13		ug/L		103	67 - 135
Chlorobenzene	5.00	4.83		ug/L		97	76 - 135
Chloroform	5.00	4.87		ug/L		97	76 - 120
1,1-Dichloroethane	5.00	5.02		ug/L		100	75 - 135
trans-1,2-Dichloroethene	5.00	5.14		ug/L		103	75 - 135
1,1-Dichloroethene	5.00	5.23		ug/L		105	71 - 136
1,2-Dichloropropane	5.00	4.56		ug/L		91	71 - 120
Ethylbenzene	5.00	4.80		ug/L		96	72 - 120
Methylene Chloride	5.00	4.71		ug/L		94	54 - 141
Tetrachloroethene	5.00	5.32		ug/L		106	70 - 135
1,1,1-Trichloroethane	5.00	4.87		ug/L		97	70 - 135
Trichloroethene	5.00	4.87		ug/L		97	73 - 135
1,3-Dichlorobenzene	5.00	4.72		ug/L		94	74 - 135
Toluene	5.00	4.93		ug/L		99	73 - 120

Surrogate	LCS %Recovery	LCS Qualifier	Limits
1,2-Dichloroethane-d4 (Surr)	107		70 - 127
Toluene-d8 (Surr)	106		80 - 125
4-Bromofluorobenzene (Surr)	101		78 - 120
Dibromofluoromethane (Surr)	105		77 - 120

Lab Sample ID: LCSD 280-127216/6
Matrix: Water
Analysis Batch: 127216

Client Sample ID: Lab Control Sample Dup
Prep Type: Total/NA

Analyte	Spike Added	LCSD Result	LCSD Qualifier	Unit	D	%Rec	%Rec. Limits	RPD	RPD Limit
Benzene	5.00	5.03		ug/L		101	74 - 135	4	20
Bromodichloromethane	5.00	4.98		ug/L		100	73 - 135	3	20
Carbon tetrachloride	5.00	5.34		ug/L		107	67 - 135	4	21
Chlorobenzene	5.00	4.90		ug/L		98	76 - 135	2	20
Chloroform	5.00	5.08		ug/L		102	76 - 120	4	20
1,1-Dichloroethane	5.00	5.22		ug/L		104	75 - 135	4	21
trans-1,2-Dichloroethene	5.00	5.47		ug/L		109	75 - 135	6	24
1,1-Dichloroethene	5.00	5.46		ug/L		109	71 - 136	4	20
1,2-Dichloropropane	5.00	4.65		ug/L		93	71 - 120	2	20
Ethylbenzene	5.00	4.89		ug/L		98	72 - 120	2	26
Methylene Chloride	5.00	5.08		ug/L		102	54 - 141	8	20
Tetrachloroethene	5.00	5.36		ug/L		107	70 - 135	1	20
1,1,1-Trichloroethane	5.00	5.25		ug/L		105	70 - 135	7	20

Method: 8260B - Volatile Organic Compounds (GC/MS) (Continued)

Lab Sample ID: LCSD 280-127216/6
Matrix: Water
Analysis Batch: 127216

Client Sample ID: Lab Control Sample Dup
Prep Type: Total/NA

Analyte			Spike Added	LCSD Result	LCSD Qualifier	Unit	D	%Rec	%Rec. Limits	RPD	RPD Limit
Trichloroethene			5.00	5.12		ug/L		102	73 - 135	5	20
1,3-Dichlorobenzene			5.00	4.91		ug/L		98	74 - 135	4	20
Toluene			5.00	4.95		ug/L		99	73 - 120	1	20

Surrogate	*LCSD %Recovery*	*LCSD Qualifier*	*Limits*
1,2-Dichloroethane-d4 (Surr)	*104*		*70 - 127*
Toluene-d8 (Surr)	*103*		*80 - 125*
4-Bromofluorobenzene (Surr)	*94*		*78 - 120*
Dibromofluoromethane (Surr)	*104*		*77 - 120*

Lab Sample ID: MB 280-127766/5
Matrix: Water
Analysis Batch: 127766

Client Sample ID: Method Blank
Prep Type: Total/NA

Analyte	MB Result	MB Qualifier	RL	MDL	Unit	D	Prepared	Analyzed	Dil Fac
Acetone	2.41	I	20	1.9	ug/L			07/12/12 19:35	1
Acrylonitrile	1.4	U	20	1.4	ug/L			07/12/12 19:35	1
Benzene	0.16	U	1.0	0.16	ug/L			07/12/12 19:35	1
Bromochloromethane	0.10	U	1.0	0.10	ug/L			07/12/12 19:35	1
Bromodichloromethane	0.17	U	1.0	0.17	ug/L			07/12/12 19:35	1
Bromoform	0.19	U	1.0	0.19	ug/L			07/12/12 19:35	1
Bromomethane	0.21	U	2.0	0.21	ug/L			07/12/12 19:35	1
Carbon disulfide	0.45	U	2.0	0.45	ug/L			07/12/12 19:35	1
Carbon tetrachloride	0.19	U	1.0	0.19	ug/L			07/12/12 19:35	1
Chlorobenzene	0.17	U	1.0	0.17	ug/L			07/12/12 19:35	1
Dibromochloromethane	0.17	U	1.0	0.17	ug/L			07/12/12 19:35	1
Chloroethane	0.41	U	2.0	0.41	ug/L			07/12/12 19:35	1
Chloroform	0.16	U	1.0	0.16	ug/L			07/12/12 19:35	1
Dibromomethane	0.17	U	1.0	0.17	ug/L			07/12/12 19:35	1
1,2-Dichlorobenzene	0.15	U	1.0	0.15	ug/L			07/12/12 19:35	1
1,4-Dichlorobenzene	0.16	U	1.0	0.16	ug/L			07/12/12 19:35	1
trans-1,4-Dichloro-2-butene	0.80	U	3.0	0.80	ug/L			07/12/12 19:35	1
1,1-Dichloroethane	0.22	U	1.0	0.22	ug/L			07/12/12 19:35	1
1,2-Dichloroethane	0.13	U	1.0	0.13	ug/L			07/12/12 19:35	1
cis-1,2-Dichloroethene	0.15	U	1.0	0.15	ug/L			07/12/12 19:35	1
trans-1,2-Dichloroethene	0.15	U	1.0	0.15	ug/L			07/12/12 19:35	1
1,1-Dichloroethene	0.23	U	1.0	0.23	ug/L			07/12/12 19:35	1
1,2-Dichloropropane	0.18	U	1.0	0.18	ug/L			07/12/12 19:35	1
cis-1,3-Dichloropropene	0.16	U	1.0	0.16	ug/L			07/12/12 19:35	1
trans-1,3-Dichloropropene	0.19	U	3.0	0.19	ug/L			07/12/12 19:35	1
Ethylbenzene	0.16	U	1.0	0.16	ug/L			07/12/12 19:35	1
2-Hexanone	1.7	U	5.0	1.7	ug/L			07/12/12 19:35	1
Iodomethane	0.23	U	1.0	0.23	ug/L			07/12/12 19:35	1
Methylene Chloride	0.505	I	2.0	0.32	ug/L			07/12/12 19:35	1
4-Methyl-2-pentanone (MIBK)	0.98	U	5.0	0.98	ug/L			07/12/12 19:35	1
Styrene	0.17	U	1.0	0.17	ug/L			07/12/12 19:35	1
1,1,1,2-Tetrachloroethane	0.21	U	1.0	0.21	ug/L			07/12/12 19:35	1
1,1,2,2-Tetrachloroethane	0.21	U	1.0	0.21	ug/L			07/12/12 19:35	1
Tetrachloroethene	0.20	U	1.0	0.20	ug/L			07/12/12 19:35	1

Method: 8260B - Volatile Organic Compounds (GC/MS) (Continued)

Lab Sample ID: MB 280-127766/5
Matrix: Water
Analysis Batch: 127766

Client Sample ID: Method Blank
Prep Type: Total/NA

Analyte	MB Result	MB Qualifier	RL	MDL	Unit	D	Prepared	Analyzed	Dil Fac
1,1,1-Trichloroethane	0.16	U	1.0	0.16	ug/L			07/12/12 19:35	1
1,1,2-Trichloroethane	0.27	U	1.0	0.27	ug/L			07/12/12 19:35	1
Trichloroethene	0.16	U	1.0	0.16	ug/L			07/12/12 19:35	1
Trichlorofluoromethane	0.29	U	2.0	0.29	ug/L			07/12/12 19:35	1
1,2,3-Trichloropropane	0.33	U	2.5	0.33	ug/L			07/12/12 19:35	1
Vinyl acetate	0.94	U	3.0	0.94	ug/L			07/12/12 19:35	1
Vinyl chloride	0.10	U	1.0	0.10	ug/L			07/12/12 19:35	1
Xylenes (total)	0.19	U	2.0	0.19	ug/L			07/12/12 19:35	1
Chloromethane	0.30	U	2.0	0.30	ug/L			07/12/12 19:35	1
2-Butanone (MEK)	2.0	U	6.0	2.0	ug/L			07/12/12 19:35	1
Toluene	0.17	U	1.0	0.17	ug/L			07/12/12 19:35	1

Surrogate	*MB %Recovery*	*MB Qualifier*	*Limits*	*Prepared*	*Analyzed*	*Dil Fac*
1,2-Dichloroethane-d4 (Surr)	*116*		*70 - 127*		*07/12/12 19:35*	*1*
Toluene-d8 (Surr)	*113*		*80 - 125*		*07/12/12 19:35*	*1*
4-Bromofluorobenzene (Surr)	*107*		*78 - 120*		*07/12/12 19:35*	*1*
Dibromofluoromethane (Surr)	*109*		*77 - 120*		*07/12/12 19:35*	*1*

Lab Sample ID: LCS 280-127766/4
Matrix: Water
Analysis Batch: 127766

Client Sample ID: Lab Control Sample
Prep Type: Total/NA

Analyte	Spike Added	LCS Result	LCS Qualifier	Unit	D	%Rec	%Rec. Limits
Benzene	5.00	5.15		ug/L		103	74 - 135
Bromodichloromethane	5.00	5.13		ug/L		103	73 - 135
Carbon tetrachloride	5.00	5.09		ug/L		102	67 - 135
Chlorobenzene	5.00	5.05		ug/L		101	76 - 135
Chloroform	5.00	5.14		ug/L		103	76 - 120
1,1-Dichloroethane	5.00	5.09		ug/L		102	75 - 135
trans-1,2-Dichloroethene	5.00	4.98		ug/L		100	75 - 135
1,1-Dichloroethene	5.00	5.09		ug/L		102	71 - 136
1,2-Dichloropropane	5.00	4.89		ug/L		98	71 - 120
Ethylbenzene	5.00	5.09		ug/L		102	72 - 120
Methylene Chloride	5.00	4.96		ug/L		99	54 - 141
Tetrachloroethene	5.00	5.17		ug/L		103	70 - 135
1,1,1-Trichloroethane	5.00	5.19		ug/L		104	70 - 135
Trichloroethene	5.00	5.05		ug/L		101	73 - 135
1,3-Dichlorobenzene	5.00	5.00		ug/L		100	74 - 135
Toluene	5.00	4.92		ug/L		98	73 - 120

Surrogate	*LCS %Recovery*	*LCS Qualifier*	*Limits*
1,2-Dichloroethane-d4 (Surr)	*103*		*70 - 127*
Toluene-d8 (Surr)	*102*		*80 - 125*
4-Bromofluorobenzene (Surr)	*92*		*78 - 120*
Dibromofluoromethane (Surr)	*95*		*77 - 120*

Method: 8260B - Volatile Organic Compounds (GC/MS) (Continued)

Lab Sample ID: 280-30760-A-18 MS
Matrix: Water
Analysis Batch: 127766

Client Sample ID: Matrix Spike
Prep Type: Total/NA

Analyte	Sample Result	Sample Qualifier	Spike Added	MS Result	MS Qualifier	Unit	D	%Rec	%Rec. Limits
Benzene	0.16	U	5.00	4.89		ug/L		98	74 - 135
Bromodichloromethane	0.17	U	5.00	5.59		ug/L		112	73 - 135
Carbon tetrachloride	0.20	I	5.00	4.78		ug/L		91	67 - 135
Chlorobenzene	0.17	U	5.00	4.54		ug/L		91	76 - 135
Chloroform	0.16	U	5.00	5.40		ug/L		108	76 - 120
1,1-Dichloroethane	0.22	U	5.00	4.93		ug/L		99	75 - 135
trans-1,2-Dichloroethene	0.15	U	5.00	4.42		ug/L		88	75 - 135
1,1-Dichloroethene	0.23	U	5.00	4.36		ug/L		87	71 - 136
1,2-Dichloropropane	0.18	U	5.00	5.12		ug/L		102	71 - 120
Ethylbenzene	0.16	U	5.00	4.14		ug/L		83	72 - 120
Methylene Chloride	0.35	I V	5.00	4.89		ug/L		91	54 - 141
Tetrachloroethene	0.20	U	5.00	3.93		ug/L		79	70 - 135
1,1,1-Trichloroethane	0.16	U	5.00	4.73		ug/L		95	70 - 135
Trichloroethene	2.6		5.00	7.06		ug/L		88	73 - 135
1,3-Dichlorobenzene	0.13	U	5.00	4.31		ug/L		86	74 - 135
Toluene	0.28	I	5.00	4.80		ug/L		90	73 - 120

Surrogate	*MS %Recovery*	*MS Qualifier*	*Limits*
1,2-Dichloroethane-d4 (Surr)	*110*		*70 - 127*
Toluene-d8 (Surr)	*99*		*80 - 125*
4-Bromofluorobenzene (Surr)	*88*		*78 - 120*
Dibromofluoromethane (Surr)	*94*		*77 - 120*

Lab Sample ID: 280-30760-C-18 MSD
Matrix: Water
Analysis Batch: 127766

Client Sample ID: Matrix Spike Duplicate
Prep Type: Total/NA

Analyte	Sample Result	Sample Qualifier	Spike Added	MSD Result	MSD Qualifier	Unit	D	%Rec	%Rec. Limits	RPD	RPD Limit
Benzene	0.16	U	5.00	5.00		ug/L		100	74 - 135	2	20
Bromodichloromethane	0.17	U	5.00	5.43		ug/L		109	73 - 135	3	20
Carbon tetrachloride	0.20	I	5.00	5.01		ug/L		96	67 - 135	5	21
Chlorobenzene	0.17	U	5.00	4.69		ug/L		94	76 - 135	3	20
Chloroform	0.16	U	5.00	5.50		ug/L		110	76 - 120	2	20
1,1-Dichloroethane	0.22	U	5.00	4.98		ug/L		100	75 - 135	1	21
trans-1,2-Dichloroethene	0.15	U	5.00	4.44		ug/L		89	75 - 135	1	24
1,1-Dichloroethene	0.23	U	5.00	4.43		ug/L		89	71 - 136	2	20
1,2-Dichloropropane	0.18	U	5.00	5.23		ug/L		105	71 - 120	2	20
Ethylbenzene	0.16	U	5.00	4.50		ug/L		90	72 - 120	8	26
Methylene Chloride	0.35	I V	5.00	4.70		ug/L		87	54 - 141	4	20
Tetrachloroethene	0.20	U	5.00	4.28		ug/L		86	70 - 135	9	20
1,1,1-Trichloroethane	0.16	U	5.00	5.10		ug/L		102	70 - 135	8	20
Trichloroethene	2.6		5.00	7.39		ug/L		95	73 - 135	4	20
1,3-Dichlorobenzene	0.13	U	5.00	4.46		ug/L		89	74 - 135	4	20
Toluene	0.28	I	5.00	4.96		ug/L		94	73 - 120	3	20

Surrogate	*MSD %Recovery*	*MSD Qualifier*	*Limits*
1,2-Dichloroethane-d4 (Surr)	*113*		*70 - 127*
Toluene-d8 (Surr)	*102*		*80 - 125*
4-Bromofluorobenzene (Surr)	*90*		*78 - 120*

Method: 8260B - Volatile Organic Compounds (GC/MS) (Continued)

Lab Sample ID: 280-30760-C-18 MSD
Matrix: Water
Analysis Batch: 127766

Client Sample ID: Matrix Spike Duplicate
Prep Type: Total/NA

Surrogate	*MSD %Recovery*	*MSD Qualifier*	*Limits*
Dibromofluoromethane (Surr)	*93*		*77 - 120*

Lab Sample ID: MB 280-127840/5
Matrix: Water
Analysis Batch: 127840

Client Sample ID: Method Blank
Prep Type: Total/NA

Analyte	MB Result	MB Qualifier	RL	MDL	Unit	D	Prepared	Analyzed	Dil Fac
Acetone	1.9	U	20	1.9	ug/L			07/16/12 09:47	1
Acrylonitrile	1.4	U	20	1.4	ug/L			07/16/12 09:47	1
Benzene	0.16	U	1.0	0.16	ug/L			07/16/12 09:47	1
Bromochloromethane	0.10	U	1.0	0.10	ug/L			07/16/12 09:47	1
Bromodichloromethane	0.17	U	1.0	0.17	ug/L			07/16/12 09:47	1
Bromoform	0.19	U	1.0	0.19	ug/L			07/16/12 09:47	1
Bromomethane	0.21	U	2.0	0.21	ug/L			07/16/12 09:47	1
Carbon disulfide	0.45	U	2.0	0.45	ug/L			07/16/12 09:47	1
Carbon tetrachloride	0.19	U	1.0	0.19	ug/L			07/16/12 09:47	1
Chlorobenzene	0.17	U	1.0	0.17	ug/L			07/16/12 09:47	1
Dibromochloromethane	0.17	U	1.0	0.17	ug/L			07/16/12 09:47	1
Chloroethane	0.41	U	2.0	0.41	ug/L			07/16/12 09:47	1
Chloroform	0.16	U	1.0	0.16	ug/L			07/16/12 09:47	1
Dibromomethane	0.17	U	1.0	0.17	ug/L			07/16/12 09:47	1
1,2-Dichlorobenzene	0.15	U	1.0	0.15	ug/L			07/16/12 09:47	1
1,4-Dichlorobenzene	0.16	U	1.0	0.16	ug/L			07/16/12 09:47	1
trans-1,4-Dichloro-2-butene	0.80	U	3.0	0.80	ug/L			07/16/12 09:47	1
1,1-Dichloroethane	0.22	U	1.0	0.22	ug/L			07/16/12 09:47	1
1,2-Dichloroethane	0.13	U	1.0	0.13	ug/L			07/16/12 09:47	1
cis-1,2-Dichloroethene	0.15	U	1.0	0.15	ug/L			07/16/12 09:47	1
trans-1,2-Dichloroethene	0.15	U	1.0	0.15	ug/L			07/16/12 09:47	1
1,1-Dichloroethene	0.23	U	1.0	0.23	ug/L			07/16/12 09:47	1
1,2-Dichloropropane	0.18	U	1.0	0.18	ug/L			07/16/12 09:47	1
cis-1,3-Dichloropropene	0.16	U	1.0	0.16	ug/L			07/16/12 09:47	1
trans-1,3-Dichloropropene	0.19	U	3.0	0.19	ug/L			07/16/12 09:47	1
Ethylbenzene	0.16	U	1.0	0.16	ug/L			07/16/12 09:47	1
2-Hexanone	1.7	U	5.0	1.7	ug/L			07/16/12 09:47	1
Iodomethane	0.23	U	1.0	0.23	ug/L			07/16/12 09:47	1
Methylene Chloride	0.32	U	2.0	0.32	ug/L			07/16/12 09:47	1
4-Methyl-2-pentanone (MIBK)	0.98	U	5.0	0.98	ug/L			07/16/12 09:47	1
Styrene	0.17	U	1.0	0.17	ug/L			07/16/12 09:47	1
1,1,1,2-Tetrachloroethane	0.21	U	1.0	0.21	ug/L			07/16/12 09:47	1
1,1,2,2-Tetrachloroethane	0.21	U	1.0	0.21	ug/L			07/16/12 09:47	1
Tetrachloroethene	0.20	U	1.0	0.20	ug/L			07/16/12 09:47	1
1,1,1-Trichloroethane	0.16	U	1.0	0.16	ug/L			07/16/12 09:47	1
1,1,2-Trichloroethane	0.27	U	1.0	0.27	ug/L			07/16/12 09:47	1
Trichloroethene	0.16	U	1.0	0.16	ug/L			07/16/12 09:47	1
Trichlorofluoromethane	0.29	U	2.0	0.29	ug/L			07/16/12 09:47	1
1,2,3-Trichloropropane	0.33	U	2.5	0.33	ug/L			07/16/12 09:47	1
Vinyl acetate	0.94	U	3.0	0.94	ug/L			07/16/12 09:47	1
Vinyl chloride	0.10	U	1.0	0.10	ug/L			07/16/12 09:47	1
Xylenes (total)	0.19	U	2.0	0.19	ug/L			07/16/12 09:47	1

Method: 8260B - Volatile Organic Compounds (GC/MS) (Continued)

Lab Sample ID: MB 280-127840/5
Matrix: Water
Analysis Batch: 127840

Client Sample ID: Method Blank
Prep Type: Total/NA

Analyte	MB Result	MB Qualifier	RL	MDL	Unit	D	Prepared	Analyzed	Dil Fac
Chloromethane	0.30	U	2.0	0.30	ug/L			07/16/12 09:47	1
2-Butanone (MEK)	2.0	U	6.0	2.0	ug/L			07/16/12 09:47	1
Toluene	0.17	U	1.0	0.17	ug/L			07/16/12 09:47	1

Surrogate	*MB %Recovery*	*MB Qualifier*	*Limits*	*Prepared*	*Analyzed*	*Dil Fac*
1,2-Dichloroethane-d4 (Surr)	*91*		*70 - 127*		*07/16/12 09:47*	*1*
Toluene-d8 (Surr)	*106*		*80 - 125*		*07/16/12 09:47*	*1*
4-Bromofluorobenzene (Surr)	*98*		*78 - 120*		*07/16/12 09:47*	*1*
Dibromofluoromethane (Surr)	*98*		*77 - 120*		*07/16/12 09:47*	*1*

Lab Sample ID: LCS 280-127840/4
Matrix: Water
Analysis Batch: 127840

Client Sample ID: Lab Control Sample
Prep Type: Total/NA

Analyte	Spike Added	LCS Result	LCS Qualifier	Unit	D	%Rec	%Rec. Limits
Benzene	5.00	5.66		ug/L		113	74 - 135
Bromodichloromethane	5.00	5.08		ug/L		102	73 - 135
Carbon tetrachloride	5.00	5.84		ug/L		117	67 - 135
Chlorobenzene	5.00	5.66		ug/L		113	76 - 135
Chloroform	5.00	5.58		ug/L		112	76 - 120
1,1-Dichloroethane	5.00	5.46		ug/L		109	75 - 135
trans-1,2-Dichloroethene	5.00	6.16		ug/L		123	75 - 135
1,1-Dichloroethene	5.00	6.73		ug/L		135	71 - 136
1,2-Dichloropropane	5.00	5.05		ug/L		101	71 - 120
Ethylbenzene	5.00	5.61		ug/L		112	72 - 120
Methylene Chloride	5.00	5.66		ug/L		113	54 - 141
Tetrachloroethene	5.00	5.85		ug/L		117	70 - 135
1,1,1-Trichloroethane	5.00	5.78		ug/L		116	70 - 135
Trichloroethene	5.00	5.62		ug/L		112	73 - 135
1,3-Dichlorobenzene	5.00	5.76		ug/L		115	74 - 135
Toluene	5.00	6.10	J3	ug/L		122	73 - 120

Surrogate	*LCS %Recovery*	*LCS Qualifier*	*Limits*
1,2-Dichloroethane-d4 (Surr)	*91*		*70 - 127*
Toluene-d8 (Surr)	*107*		*80 - 125*
4-Bromofluorobenzene (Surr)	*105*		*78 - 120*
Dibromofluoromethane (Surr)	*102*		*77 - 120*

Lab Sample ID: 280-31051-D-1 MS
Matrix: Water
Analysis Batch: 127840

Client Sample ID: Matrix Spike
Prep Type: Total/NA

Analyte	Sample Result	Sample Qualifier	Spike Added	MS Result	MS Qualifier	Unit	D	%Rec	%Rec. Limits
Benzene	0.16	U	5.00	5.27		ug/L		105	74 - 135
Bromodichloromethane	0.17	U	5.00	4.95		ug/L		99	73 - 135
Carbon tetrachloride	0.19	U	5.00	5.30		ug/L		106	67 - 135
Chlorobenzene	0.17	U	5.00	5.37		ug/L		107	76 - 135
Chloroform	0.16	U	5.00	5.13		ug/L		103	76 - 120
1,1-Dichloroethane	0.22	U	5.00	4.85		ug/L		97	75 - 135

Method: 8260B - Volatile Organic Compounds (GC/MS) (Continued)

Lab Sample ID: 280-31051-D-1 MS
Matrix: Water
Analysis Batch: 127840

Client Sample ID: Matrix Spike
Prep Type: Total/NA

Analyte	Sample Result	Sample Qualifier	Spike Added	MS Result	MS Qualifier	Unit	D	%Rec	%Rec. Limits
trans-1,2-Dichloroethene	0.15	U	5.00	5.46		ug/L		109	75 - 135
1,1-Dichloroethene	0.23	U	5.00	6.03		ug/L		121	71 - 136
1,2-Dichloropropane	0.18	U	5.00	4.85		ug/L		97	71 - 120
Ethylbenzene	0.16	U	5.00	5.21		ug/L		104	72 - 120
Methylene Chloride	0.32	U	5.00	4.43		ug/L		89	54 - 141
Tetrachloroethene	0.20	U	5.00	5.62		ug/L		112	70 - 135
1,1,1-Trichloroethane	0.16	U	5.00	5.13		ug/L		103	70 - 135
Trichloroethene	0.16	U	5.00	5.37		ug/L		107	73 - 135
1,3-Dichlorobenzene	0.13	U	5.00	5.56		ug/L		111	74 - 135
Toluene	0.17	U J3	5.00	6.00		ug/L		120	73 - 120

Surrogate	*MS %Recovery*	*MS Qualifier*	*Limits*
1,2-Dichloroethane-d4 (Surr)	*89*		*70 - 127*
Toluene-d8 (Surr)	*108*		*80 - 125*
4-Bromofluorobenzene (Surr)	*107*		*78 - 120*
Dibromofluoromethane (Surr)	*100*		*77 - 120*

Lab Sample ID: 280-31051-D-1 MSD
Matrix: Water
Analysis Batch: 127840

Client Sample ID: Matrix Spike Duplicate
Prep Type: Total/NA

Analyte	Sample Result	Sample Qualifier	Spike Added	MSD Result	MSD Qualifier	Unit	D	%Rec	%Rec. Limits	RPD	RPD Limit
Benzene	0.16	U	5.00	5.29		ug/L		106	74 - 135	0	20
Bromodichloromethane	0.17	U	5.00	5.23		ug/L		105	73 - 135	6	20
Carbon tetrachloride	0.19	U	5.00	4.85		ug/L		97	67 - 135	9	21
Chlorobenzene	0.17	U	5.00	5.58		ug/L		112	76 - 135	4	20
Chloroform	0.16	U	5.00	4.75		ug/L		95	76 - 120	8	20
1,1-Dichloroethane	0.22	U	5.00	4.47		ug/L		89	75 - 135	8	21
trans-1,2-Dichloroethene	0.15	U	5.00	4.96		ug/L		99	75 - 135	10	24
1,1-Dichloroethene	0.23	U	5.00	5.42		ug/L		108	71 - 136	11	20
1,2-Dichloropropane	0.18	U	5.00	4.99		ug/L		100	71 - 120	3	20
Ethylbenzene	0.16	U	5.00	5.38		ug/L		108	72 - 120	3	26
Methylene Chloride	0.32	U	5.00	4.09		ug/L		82	54 - 141	8	20
Tetrachloroethene	0.20	U	5.00	6.06		ug/L		121	70 - 135	8	20
1,1,1-Trichloroethane	0.16	U	5.00	4.73		ug/L		95	70 - 135	8	20
Trichloroethene	0.16	U	5.00	5.54		ug/L		111	73 - 135	3	20
1,3-Dichlorobenzene	0.13	U	5.00	5.62		ug/L		112	74 - 135	1	20
Toluene	0.17	U J3	5.00	5.85		ug/L		117	73 - 120	3	20

Surrogate	*MSD %Recovery*	*MSD Qualifier*	*Limits*
1,2-Dichloroethane-d4 (Surr)	*88*		*70 - 127*
Toluene-d8 (Surr)	*111*		*80 - 125*
4-Bromofluorobenzene (Surr)	*108*		*78 - 120*
Dibromofluoromethane (Surr)	*91*		*77 - 120*

Method: 504.1 - EDB, DBCP and 1,2,3-TCP (GC)

Lab Sample ID: MB 280-127902/2-A — **Client Sample ID: Method Blank**
Matrix: Water — **Prep Type: Total/NA**
Analysis Batch: 128041 — **Prep Batch: 127902**

Analyte	MB Result	MB Qualifier	RL	MDL	Unit	D	Prepared	Analyzed	Dil Fac
1,2-Dibromoethane	0.0037	U	0.020	0.0037	ug/L		07/16/12 13:16	07/16/12 17:41	1
1,2-Dibromo-3-Chloropropane	0.0068	U	0.020	0.0068	ug/L		07/16/12 13:16	07/16/12 17:41	1

Surrogate	*MB %Recovery*	*MB Qualifier*	*Limits*	*Prepared*	*Analyzed*	*Dil Fac*
1,2-Dibromopropane	*90*		*70 - 130*	*07/16/12 13:16*	*07/16/12 17:41*	*1*

Lab Sample ID: LCS 280-127902/3-A — **Client Sample ID: Lab Control Sample**
Matrix: Water — **Prep Type: Total/NA**
Analysis Batch: 128041 — **Prep Batch: 127902**

Analyte	Spike Added	LCS Result	LCS Qualifier	Unit	D	%Rec	%Rec. Limits
1,2-Dibromoethane	0.250	0.275		ug/L		110	70 - 130
1,2-Dibromo-3-Chloropropane	0.250	0.222		ug/L		89	70 - 130

Surrogate	*LCS %Recovery*	*LCS Qualifier*	*Limits*
1,2-Dibromopropane	*90*		*70 - 130*

Lab Sample ID: LCSD 280-127902/4-A — **Client Sample ID: Lab Control Sample Dup**
Matrix: Water — **Prep Type: Total/NA**
Analysis Batch: 128041 — **Prep Batch: 127902**

Analyte	Spike Added	LCSD Result	LCSD Qualifier	Unit	D	%Rec	%Rec. Limits	RPD	RPD Limit
1,2-Dibromoethane	0.250	0.264		ug/L		106	70 - 130	4	30
1,2-Dibromo-3-Chloropropane	0.250	0.219		ug/L		88	70 - 130	1	30

Surrogate	*LCSD %Recovery*	*LCSD Qualifier*	*Limits*
1,2-Dibromopropane	*73*		*70 - 130*

Lab Sample ID: LLCS 280-127902/5-A — **Client Sample ID: Lab Control Sample**
Matrix: Water — **Prep Type: Total/NA**
Analysis Batch: 128041 — **Prep Batch: 127902**

Analyte	Spike Added	LLCS Result	LLCS Qualifier	Unit	D	%Rec	%Rec. Limits
1,2-Dibromoethane	0.0200	0.0210		ug/L		105	70 - 130
1,2-Dibromo-3-Chloropropane	0.0200	0.0175	I	ug/L		87	70 - 130

Surrogate	*LLCS %Recovery*	*LLCS Qualifier*	*Limits*
1,2-Dibromopropane	*79*		*70 - 130*

Lab Sample ID: MB 280-127904/2-A — **Client Sample ID: Method Blank**
Matrix: Water — **Prep Type: Total/NA**
Analysis Batch: 128041 — **Prep Batch: 127904**

Analyte	MB Result	MB Qualifier	RL	MDL	Unit	D	Prepared	Analyzed	Dil Fac
1,2-Dibromoethane	0.0037	U	0.020	0.0037	ug/L		07/16/12 13:19	07/16/12 22:37	1
1,2-Dibromo-3-Chloropropane	0.0068	U	0.020	0.0068	ug/L		07/16/12 13:19	07/16/12 22:37	1

Method: 504.1 - EDB, DBCP and 1,2,3-TCP (GC) (Continued)

Lab Sample ID: MB 280-127904/2-A — **Client Sample ID: Method Blank**
Matrix: Water — **Prep Type: Total/NA**
Analysis Batch: 128041 — **Prep Batch: 127904**

Surrogate	MB %Recovery	MB Qualifier	Limits	Prepared	Analyzed	Dil Fac
1,2-Dibromopropane	94		70 - 130	07/16/12 13:19	07/16/12 22:37	1

Lab Sample ID: LCS 280-127904/3-A — **Client Sample ID: Lab Control Sample**
Matrix: Water — **Prep Type: Total/NA**
Analysis Batch: 128041 — **Prep Batch: 127904**

Analyte	Spike Added	LCS Result	LCS Qualifier	Unit	D	%Rec	%Rec. Limits
1,2-Dibromoethane	0.250	0.282		ug/L		113	70 - 130
1,2-Dibromo-3-Chloropropane	0.250	0.235		ug/L		94	70 - 130

Surrogate	LCS %Recovery	LCS Qualifier	Limits
1,2-Dibromopropane	93		70 - 130

Lab Sample ID: LCSD 280-127904/4-A — **Client Sample ID: Lab Control Sample Dup**
Matrix: Water — **Prep Type: Total/NA**
Analysis Batch: 128041 — **Prep Batch: 127904**

Analyte	Spike Added	LCSD Result	LCSD Qualifier	Unit	D	%Rec	%Rec. Limits	RPD	RPD Limit
1,2-Dibromoethane	0.250	0.268		ug/L		107	70 - 130	5	30
1,2-Dibromo-3-Chloropropane	0.250	0.230		ug/L		92	70 - 130	2	30

Surrogate	LCSD %Recovery	LCSD Qualifier	Limits
1,2-Dibromopropane	74		70 - 130

Lab Sample ID: LLCS 280-127904/5-A — **Client Sample ID: Lab Control Sample**
Matrix: Water — **Prep Type: Total/NA**
Analysis Batch: 128041 — **Prep Batch: 127904**

Analyte	Spike Added	LLCS Result	LLCS Qualifier	Unit	D	%Rec	%Rec. Limits
1,2-Dibromoethane	0.0200	0.0218		ug/L		109	70 - 130
1,2-Dibromo-3-Chloropropane	0.0200	0.0211		ug/L		105	70 - 130

Surrogate	LLCS %Recovery	LLCS Qualifier	Limits
1,2-Dibromopropane	83		70 - 130

Method: 6010B - Metals (ICP)

Lab Sample ID: MB 280-126927/1-A — **Client Sample ID: Method Blank**
Matrix: Water — **Prep Type: Total Recoverable**
Analysis Batch: 127238 — **Prep Batch: 126927**

Analyte	MB Result	MB Qualifier	RL	MDL	Unit	D	Prepared	Analyzed	Dil Fac
Aluminum	18	U	100	18	ug/L		07/10/12 07:00	07/10/12 16:46	1
Barium	0.58	U	10	0.58	ug/L		07/10/12 07:00	07/10/12 16:46	1
Cadmium	0.45	U	5.0	0.45	ug/L		07/10/12 07:00	07/10/12 16:46	1
Manganese	0.25	U	10	0.25	ug/L		07/10/12 07:00	07/10/12 16:46	1
Cobalt	1.2	U	10	1.2	ug/L		07/10/12 07:00	07/10/12 16:46	1
Chromium	0.66	U	10	0.66	ug/L		07/10/12 07:00	07/10/12 16:46	1

Method: 6010B - Metals (ICP) (Continued)

Lab Sample ID: MB 280-126927/1-A
Matrix: Water
Analysis Batch: 127238

Client Sample ID: Method Blank
Prep Type: Total Recoverable
Prep Batch: 126927

Analyte	MB Result	MB Qualifier	RL	MDL	Unit	D	Prepared	Analyzed	Dil Fac
Copper	1.4	U	15	1.4	ug/L		07/10/12 07:00	07/10/12 16:46	1
Nickel	1.3	U	40	1.3	ug/L		07/10/12 07:00	07/10/12 16:46	1
Lead	2.6	U	9.0	2.6	ug/L		07/10/12 07:00	07/10/12 16:46	1
Selenium	4.9	U	15	4.9	ug/L		07/10/12 07:00	07/10/12 16:46	1
Iron	22	U	100	22	ug/L		07/10/12 07:00	07/10/12 16:46	1
Vanadium	1.1	U	10	1.1	ug/L		07/10/12 07:00	07/10/12 16:46	1
Zinc	4.5	U	20	4.5	ug/L		07/10/12 07:00	07/10/12 16:46	1
Silver	0.93	U	10	0.93	ug/L		07/10/12 07:00	07/10/12 16:46	1
Sodium	0.092	U	1.0	0.092	mg/L		07/10/12 07:00	07/10/12 16:46	1

Lab Sample ID: LCS 280-126927/2-A
Matrix: Water
Analysis Batch: 127238

Client Sample ID: Lab Control Sample
Prep Type: Total Recoverable
Prep Batch: 126927

Analyte	Spike Added	LCS Result	LCS Qualifier	Unit	D	%Rec	%Rec. Limits
Aluminum	2000	2120		ug/L		106	87 - 111
Barium	2000	2050		ug/L		102	90 - 112
Cadmium	100	108		ug/L		108	88 - 111
Manganese	500	507		ug/L		101	90 - 110
Cobalt	500	508		ug/L		102	89 - 111
Chromium	200	207		ug/L		103	90 - 113
Copper	250	252		ug/L		101	86 - 112
Nickel	500	499		ug/L		100	89 - 111
Lead	500	510		ug/L		102	89 - 110
Selenium	2000	2060		ug/L		103	85 - 112
Iron	1000	992		ug/L		99	89 - 115
Vanadium	500	541		ug/L		108	90 - 111
Zinc	500	518		ug/L		104	85 - 111
Silver	50.0	56.5		ug/L		113	86 - 115
Sodium	50.0	52.3		mg/L		105	90 - 115

Lab Sample ID: 280-30744-B-1-C MS
Matrix: Water
Analysis Batch: 127238

Client Sample ID: Matrix Spike
Prep Type: Total Recoverable
Prep Batch: 126927

Analyte	Sample Result	Sample Qualifier	Spike Added	MS Result	MS Qualifier	Unit	D	%Rec	%Rec. Limits
Aluminum	18		2000	2090		ug/L		105	83 - 119
Barium	84		2000	2120		ug/L		102	85 - 120
Cadmium	0.45	U	100	107		ug/L		107	82 - 119
Manganese	20		500	522		ug/L		100	79 - 121
Cobalt	1.2	U	500	505		ug/L		101	82 - 119
Chromium	0.66	U	200	205		ug/L		102	73 - 135
Copper	1.4	U	250	251		ug/L		100	82 - 129
Nickel	1.3	U	500	494		ug/L		99	84 - 120
Lead	2.6	U	500	502		ug/L		100	89 - 121
Selenium	4.9	U	2000	2070		ug/L		104	71 - 140
Iron	26	I	1000	1010		ug/L		98	52 - 155
Vanadium	1.1	U	500	537		ug/L		107	85 - 120
Zinc	5.4	I	500	514		ug/L		102	60 - 137
Silver	0.93	U	50.0	54.8		ug/L		110	75 - 141

Method: 6010B - Metals (ICP) (Continued)

Lab Sample ID: 280-30744-B-1-C MS — **Client Sample ID: Matrix Spike**
Matrix: Water — **Prep Type: Total Recoverable**
Analysis Batch: 127238 — **Prep Batch: 126927**

Analyte	Sample Result	Sample Qualifier	Spike Added	MS Result	MS Qualifier	Unit	D	%Rec	%Rec. Limits
Sodium	63		50.0	113		mg/L		100	70 - 203

Lab Sample ID: 280-30744-B-1-D MSD — **Client Sample ID: Matrix Spike Duplicate**
Matrix: Water — **Prep Type: Total Recoverable**
Analysis Batch: 127238 — **Prep Batch: 126927**

Analyte	Sample Result	Sample Qualifier	Spike Added	MSD Result	MSD Qualifier	Unit	D	%Rec	%Rec. Limits	RPD	RPD Limit
Aluminum	18		2000	2070		ug/L		104	83 - 119	1	20
Barium	84		2000	2090		ug/L		100	85 - 120	1	20
Cadmium	0.45	U	100	105		ug/L		105	82 - 119	1	20
Manganese	20		500	516		ug/L		99	79 - 121	1	20
Cobalt	1.2	U	500	500		ug/L		100	82 - 119	1	20
Chromium	0.66	U	200	203		ug/L		101	73 - 135	1	20
Copper	1.4	U	250	248		ug/L		99	82 - 129	1	20
Nickel	1.3	U	500	488		ug/L		98	84 - 120	1	20
Lead	2.6	U	500	494		ug/L		99	89 - 121	2	20
Selenium	4.9	U	2000	2040		ug/L		102	71 - 140	2	20
Iron	26	I	1000	990		ug/L		96	52 - 155	2	20
Vanadium	1.1	U	500	532		ug/L		106	85 - 120	1	20
Zinc	5.4	I	500	507		ug/L		100	60 - 137	1	20
Silver	0.93	U	50.0	55.4		ug/L		111	75 - 141	1	20
Sodium	63		50.0	112		mg/L		97	70 - 203	1	20

Lab Sample ID: MB 280-126928/1-A — **Client Sample ID: Method Blank**
Matrix: Water — **Prep Type: Total Recoverable**
Analysis Batch: 127238 — **Prep Batch: 126928**

Analyte	MB Result	MB Qualifier	RL	MDL	Unit	D	Prepared	Analyzed	Dil Fac
Aluminum	18	U	100	18	ug/L		07/10/12 07:00	07/10/12 15:42	1
Barium	0.58	U	10	0.58	ug/L		07/10/12 07:00	07/10/12 15:42	1
Cadmium	0.45	U	5.0	0.45	ug/L		07/10/12 07:00	07/10/12 15:42	1
Manganese	0.25	U	10	0.25	ug/L		07/10/12 07:00	07/10/12 15:42	1
Cobalt	1.2	U	10	1.2	ug/L		07/10/12 07:00	07/10/12 15:42	1
Chromium	0.66	U	10	0.66	ug/L		07/10/12 07:00	07/10/12 15:42	1
Copper	1.4	U	15	1.4	ug/L		07/10/12 07:00	07/10/12 15:42	1
Nickel	1.3	U	40	1.3	ug/L		07/10/12 07:00	07/10/12 15:42	1
Lead	2.6	U	9.0	2.6	ug/L		07/10/12 07:00	07/10/12 15:42	1
Selenium	4.9	U	15	4.9	ug/L		07/10/12 07:00	07/10/12 15:42	1
Iron	22	U	100	22	ug/L		07/10/12 07:00	07/10/12 15:42	1
Vanadium	1.1	U	10	1.1	ug/L		07/10/12 07:00	07/10/12 15:42	1
Zinc	4.5	U	20	4.5	ug/L		07/10/12 07:00	07/10/12 15:42	1
Silver	0.93	U	10	0.93	ug/L		07/10/12 07:00	07/10/12 15:42	1
Sodium	0.092	U	1.0	0.092	mg/L		07/10/12 07:00	07/10/12 15:42	1

Lab Sample ID: LCS 280-126928/2-A — **Client Sample ID: Lab Control Sample**
Matrix: Water — **Prep Type: Total Recoverable**
Analysis Batch: 127238 — **Prep Batch: 126928**

Analyte	Spike Added	LCS Result	LCS Qualifier	Unit	D	%Rec	%Rec. Limits
Aluminum	2000	2090		ug/L		105	87 - 111

Method: 6010B - Metals (ICP) (Continued)

Lab Sample ID: LCS 280-126928/2-A
Matrix: Water
Analysis Batch: 127238

Client Sample ID: Lab Control Sample
Prep Type: Total Recoverable
Prep Batch: 126928

Analyte	Spike Added	LCS Result	LCS Qualifier	Unit	D	%Rec	%Rec. Limits
Barium	2000	2040		ug/L		102	90 - 112
Cadmium	100	107		ug/L		107	88 - 111
Manganese	500	505		ug/L		101	90 - 110
Cobalt	500	507		ug/L		101	89 - 111
Chromium	200	206		ug/L		103	90 - 113
Copper	250	252		ug/L		101	86 - 112
Nickel	500	499		ug/L		100	89 - 111
Lead	500	507		ug/L		101	89 - 110
Selenium	2000	2070		ug/L		103	85 - 112
Iron	1000	992		ug/L		99	89 - 115
Vanadium	500	533		ug/L		107	90 - 111
Zinc	500	516		ug/L		103	85 - 111
Silver	50.0	54.8		ug/L		110	86 - 115
Sodium	50.0	52.3		mg/L		105	90 - 115

Lab Sample ID: 280-30751-1 MS
Matrix: Water
Analysis Batch: 127238

Client Sample ID: MW-5A
Prep Type: Total Recoverable
Prep Batch: 126928

Analyte	Sample Result	Sample Qualifier	Spike Added	MS Result	MS Qualifier	Unit	D	%Rec	%Rec. Limits
Barium	43		2000	2070		ug/L		101	85 - 120
Cadmium	0.45	U	100	106		ug/L		106	82 - 119
Manganese	5.2	I	500	507		ug/L		100	79 - 121
Cobalt	1.2	U	500	502		ug/L		100	82 - 119
Chromium	1.3	I	200	205		ug/L		102	73 - 135
Copper	1.4	U	250	251		ug/L		100	82 - 129
Nickel	1.3	U	500	494		ug/L		99	84 - 120
Lead	2.6	U	500	505		ug/L		101	89 - 121
Selenium	4.9	U	2000	2050		ug/L		102	71 - 140
Iron	84	I	1000	1090		ug/L		101	52 - 155
Vanadium	1.1	U	500	533		ug/L		107	85 - 120
Zinc	6.9	I	500	516		ug/L		102	60 - 137
Silver	0.93	U	50.0	54.3		ug/L		109	75 - 141
Sodium	1.9		50.0	54.2		mg/L		105	70 - 203

Lab Sample ID: 280-30751-1 MS
Matrix: Water
Analysis Batch: 128301

Client Sample ID: MW-5A
Prep Type: Total Recoverable
Prep Batch: 126928

Analyte	Sample Result	Sample Qualifier	Spike Added	MS Result	MS Qualifier	Unit	D	%Rec	%Rec. Limits
Aluminum	320		2000	2700		ug/L		119	83 - 119

Lab Sample ID: 280-30751-1 MSD
Matrix: Water
Analysis Batch: 127238

Client Sample ID: MW-5A
Prep Type: Total Recoverable
Prep Batch: 126928

Analyte	Sample Result	Sample Qualifier	Spike Added	MSD Result	MSD Qualifier	Unit	D	%Rec	%Rec. Limits	RPD	RPD Limit
Barium	43		2000	2040		ug/L		100	85 - 120	1	20
Cadmium	0.45	U	100	105		ug/L		105	82 - 119	1	20
Manganese	5.2	I	500	500		ug/L		99	79 - 121	1	20

Method: 6010B - Metals (ICP) (Continued)

Lab Sample ID: 280-30751-1 MSD — **Client Sample ID: MW-5A**
Matrix: Water — **Prep Type: Total Recoverable**
Analysis Batch: 127238 — **Prep Batch: 126928**

Analyte	Sample Result	Sample Qualifier	Spike Added	MSD Result	MSD Qualifier	Unit	D	%Rec	%Rec. Limits	RPD	RPD Limit
Cobalt	1.2	U	500	496		ug/L		99	82 - 119	1	20
Chromium	1.3	I	200	203		ug/L		101	73 - 135	1	20
Copper	1.4	U	250	248		ug/L		99	82 - 129	1	20
Nickel	1.3	U	500	488		ug/L		98	84 - 120	1	20
Lead	2.6	U	500	499		ug/L		100	89 - 121	1	20
Selenium	4.9	U	2000	2030		ug/L		101	71 - 140	1	20
Iron	84	I	1000	1080		ug/L		99	52 - 155	1	20
Vanadium	1.1	U	500	526		ug/L		105	85 - 120	1	20
Zinc	6.9	I	500	508		ug/L		100	60 - 137	2	20
Silver	0.93	U	50.0	53.9		ug/L		108	75 - 141	1	20
Sodium	1.9		50.0	53.3		mg/L		103	70 - 203	2	20

Lab Sample ID: 280-30751-1 MSD — **Client Sample ID: MW-5A**
Matrix: Water — **Prep Type: Total Recoverable**
Analysis Batch: 128301 — **Prep Batch: 126928**

Analyte	Sample Result	Sample Qualifier	Spike Added	MSD Result	MSD Qualifier	Unit	D	%Rec	%Rec. Limits	RPD	RPD Limit
Aluminum	320		2000	2790	J3	ug/L		124	83 - 119	3	20

Method: 6020 - Metals (ICP/MS)

Lab Sample ID: MB 280-126929/1-A — **Client Sample ID: Method Blank**
Matrix: Water — **Prep Type: Total Recoverable**
Analysis Batch: 127425 — **Prep Batch: 126929**

Analyte	MB Result	MB Qualifier	RL	MDL	Unit	D	Prepared	Analyzed	Dil Fac
Antimony	0.40	U	2.0	0.40	ug/L		07/10/12 07:00	07/12/12 02:00	1
Arsenic	0.33	U	5.0	0.33	ug/L		07/10/12 07:00	07/12/12 02:00	1
Thallium	0.050	U	1.0	0.050	ug/L		07/10/12 07:00	07/12/12 02:00	1

Lab Sample ID: MB 280-126929/1-A — **Client Sample ID: Method Blank**
Matrix: Water — **Prep Type: Total Recoverable**
Analysis Batch: 127702 — **Prep Batch: 126929**

Analyte	MB Result	MB Qualifier	RL	MDL	Unit	D	Prepared	Analyzed	Dil Fac
Beryllium	0.080	U	1.0	0.080	ug/L		07/10/12 07:00	07/13/12 01:39	1

Lab Sample ID: LCS 280-126929/2-A — **Client Sample ID: Lab Control Sample**
Matrix: Water — **Prep Type: Total Recoverable**
Analysis Batch: 127425 — **Prep Batch: 126929**

Analyte	Spike Added	LCS Result	LCS Qualifier	Unit	D	%Rec	%Rec. Limits
Antimony	40.0	39.1		ug/L		98	85 - 115
Arsenic	40.0	41.2		ug/L		103	85 - 117
Thallium	40.0	42.2		ug/L		106	85 - 118

Method: 6020 - Metals (ICP/MS) (Continued)

Lab Sample ID: LCS 280-126929/2-A — **Client Sample ID: Lab Control Sample**
Matrix: Water — **Prep Type: Total Recoverable**
Analysis Batch: 127702 — **Prep Batch: 126929**

Analyte	Spike Added	LCS Result	LCS Qualifier	Unit	D	%Rec	%Rec. Limits
Beryllium	40.0	42.8		ug/L		107	80 - 125

Lab Sample ID: 280-30779-6 MS — **Client Sample ID: MW-8R**
Matrix: Water — **Prep Type: Total Recoverable**
Analysis Batch: 127425 — **Prep Batch: 126929**

Analyte	Sample Result	Sample Qualifier	Spike Added	MS Result	MS Qualifier	Unit	D	%Rec	%Rec. Limits
Antimony	2.8		40.0	43.3		ug/L		101	85 - 115
Arsenic	0.92	I	40.0	43.2		ug/L		106	85 - 117
Thallium	0.058	I	40.0	42.4		ug/L		106	85 - 118

Lab Sample ID: 280-30779-6 MS — **Client Sample ID: MW-8R**
Matrix: Water — **Prep Type: Total Recoverable**
Analysis Batch: 127702 — **Prep Batch: 126929**

Analyte	Sample Result	Sample Qualifier	Spike Added	MS Result	MS Qualifier	Unit	D	%Rec	%Rec. Limits
Beryllium	0.080	U	40.0	46.3		ug/L		116	80 - 125

Lab Sample ID: 280-30779-6 MSD — **Client Sample ID: MW-8R**
Matrix: Water — **Prep Type: Total Recoverable**
Analysis Batch: 127425 — **Prep Batch: 126929**

Analyte	Sample Result	Sample Qualifier	Spike Added	MSD Result	MSD Qualifier	Unit	D	%Rec	%Rec. Limits	RPD	RPD Limit
Antimony	2.8		40.0	42.3		ug/L		99	85 - 115	2	20
Arsenic	0.92	I	40.0	42.7		ug/L		104	85 - 117	1	20
Thallium	0.058	I	40.0	42.6		ug/L		106	85 - 118	0	20

Lab Sample ID: 280-30779-6 MSD — **Client Sample ID: MW-8R**
Matrix: Water — **Prep Type: Total Recoverable**
Analysis Batch: 127702 — **Prep Batch: 126929**

Analyte	Sample Result	Sample Qualifier	Spike Added	MSD Result	MSD Qualifier	Unit	D	%Rec	%Rec. Limits	RPD	RPD Limit
Beryllium	0.080	U	40.0	44.7		ug/L		112	80 - 125	4	20

Method: 7470A - Mercury (CVAA)

Lab Sample ID: MB 280-126838/1-A — **Client Sample ID: Method Blank**
Matrix: Water — **Prep Type: Total/NA**
Analysis Batch: 127250 — **Prep Batch: 126838**

Analyte	MB Result	MB Qualifier	RL	MDL	Unit	D	Prepared	Analyzed	Dil Fac
Mercury	0.027	U	0.20	0.027	ug/L		07/10/12 11:45	07/10/12 18:15	1

Lab Sample ID: LCS 280-126838/2-A — **Client Sample ID: Lab Control Sample**
Matrix: Water — **Prep Type: Total/NA**
Analysis Batch: 127250 — **Prep Batch: 126838**

Analyte	Spike Added	LCS Result	LCS Qualifier	Unit	D	%Rec	%Rec. Limits
Mercury	5.00	5.05		ug/L		101	88 - 111

Method: 7470A - Mercury (CVAA) (Continued)

Lab Sample ID: 280-30751-2 MS — **Client Sample ID: MW-5B**
Matrix: Water — **Prep Type: Total/NA**
Analysis Batch: 127250 — **Prep Batch: 126838**

Analyte	Sample Result	Sample Qualifier	Spike Added	MS Result	MS Qualifier	Unit	D	%Rec	%Rec. Limits
Mercury	0.027	U	5.00	4.86		ug/L		97	88 - 111

Lab Sample ID: 280-30751-2 MSD — **Client Sample ID: MW-5B**
Matrix: Water — **Prep Type: Total/NA**
Analysis Batch: 127250 — **Prep Batch: 126838**

Analyte	Sample Result	Sample Qualifier	Spike Added	MSD Result	MSD Qualifier	Unit	D	%Rec	%Rec. Limits	RPD	RPD Limit
Mercury	0.027	U	5.00	4.90		ug/L		98	88 - 111	1	10

Lab Sample ID: MB 280-127098/1-A — **Client Sample ID: Method Blank**
Matrix: Water — **Prep Type: Total/NA**
Analysis Batch: 127250 — **Prep Batch: 127098**

Analyte	MB Result	MB Qualifier	RL	MDL	Unit	D	Prepared	Analyzed	Dil Fac
Mercury	0.027	U	0.20	0.027	ug/L		07/10/12 11:45	07/10/12 16:17	1

Lab Sample ID: LCS 280-127098/2-A — **Client Sample ID: Lab Control Sample**
Matrix: Water — **Prep Type: Total/NA**
Analysis Batch: 127250 — **Prep Batch: 127098**

Analyte	Spike Added	LCS Result	LCS Qualifier	Unit	D	%Rec	%Rec. Limits
Mercury	5.00	4.87		ug/L		97	88 - 111

Lab Sample ID: 280-30779-1 MS — **Client Sample ID: MW-6AR**
Matrix: Water — **Prep Type: Total/NA**
Analysis Batch: 127250 — **Prep Batch: 127098**

Analyte	Sample Result	Sample Qualifier	Spike Added	MS Result	MS Qualifier	Unit	D	%Rec	%Rec. Limits
Mercury	0.027	U	5.00	4.80		ug/L		96	88 - 111

Lab Sample ID: 280-30779-1 MSD — **Client Sample ID: MW-6AR**
Matrix: Water — **Prep Type: Total/NA**
Analysis Batch: 127250 — **Prep Batch: 127098**

Analyte	Sample Result	Sample Qualifier	Spike Added	MSD Result	MSD Qualifier	Unit	D	%Rec	%Rec. Limits	RPD	RPD Limit
Mercury	0.027	U	5.00	5.23		ug/L		105	88 - 111	9	10

Method: 300.0 - Anions, Ion Chromatography

Lab Sample ID: MB 280-126900/8 — **Client Sample ID: Method Blank**
Matrix: Water — **Prep Type: Total/NA**
Analysis Batch: 126900

Analyte	MB Result	MB Qualifier	RL	MDL	Unit	D	Prepared	Analyzed	Dil Fac
Nitrate as N	0.042	U	0.50	0.042	mg/L			07/07/12 11:06	1

Method: 300.0 - Anions, Ion Chromatography (Continued)

Lab Sample ID: LCS 280-126900/6 — **Client Sample ID: Lab Control Sample**
Matrix: Water — **Prep Type: Total/NA**
Analysis Batch: 126900

Analyte	Spike Added	LCS Result	LCS Qualifier	Unit	D	%Rec	%Rec. Limits
Nitrate as N	5.00	5.10		mg/L		102	90 - 110

Lab Sample ID: LCSD 280-126900/7 — **Client Sample ID: Lab Control Sample Dup**
Matrix: Water — **Prep Type: Total/NA**
Analysis Batch: 126900

Analyte	Spike Added	LCSD Result	LCSD Qualifier	Unit	D	%Rec	%Rec. Limits	RPD	RPD Limit
Nitrate as N	5.00	5.14		mg/L		103	90 - 110	1	10

Lab Sample ID: MRL 280-126900/4 MRL — **Client Sample ID: Lab Control Sample**
Matrix: Water — **Prep Type: Total/NA**
Analysis Batch: 126900

Analyte	Spike Added	MRL Result	MRL Qualifier	Unit	D	%Rec	%Rec. Limits
Nitrate as N	0.200	0.160	I	mg/L		80	50 - 150

Lab Sample ID: 280-30779-1 MS — **Client Sample ID: MW-6AR**
Matrix: Water — **Prep Type: Total/NA**
Analysis Batch: 126900

Analyte	Sample Result	Sample Qualifier	Spike Added	MS Result	MS Qualifier	Unit	D	%Rec	%Rec. Limits
Nitrate as N	12		25.0	37.8		mg/L		102	80 - 120

Lab Sample ID: 280-30779-1 MSD — **Client Sample ID: MW-6AR**
Matrix: Water — **Prep Type: Total/NA**
Analysis Batch: 126900

Analyte	Sample Result	Sample Qualifier	Spike Added	MSD Result	MSD Qualifier	Unit	D	%Rec	%Rec. Limits	RPD	RPD Limit
Nitrate as N	12		25.0	38.4		mg/L		105	80 - 120	2	20

Lab Sample ID: 280-30779-1 DU — **Client Sample ID: MW-6AR**
Matrix: Water — **Prep Type: Total/NA**
Analysis Batch: 126900

Analyte	Sample Result	Sample Qualifier	DU Result	DU Qualifier	Unit	D	RPD	RPD Limit
Nitrate as N	12		12.4		mg/L		1	15

Lab Sample ID: MB 280-126901/8 — **Client Sample ID: Method Blank**
Matrix: Water — **Prep Type: Total/NA**
Analysis Batch: 126901

Analyte	MB Result	MB Qualifier	RL	MDL	Unit	D	Prepared	Analyzed	Dil Fac
Chloride	0.25	U	3.0	0.25	mg/L			07/07/12 11:06	1

Lab Sample ID: LCS 280-126901/6 — **Client Sample ID: Lab Control Sample**
Matrix: Water — **Prep Type: Total/NA**
Analysis Batch: 126901

Analyte	Spike Added	LCS Result	LCS Qualifier	Unit	D	%Rec	%Rec. Limits
Chloride	25.0	25.4		mg/L		102	90 - 110

Method: 300.0 - Anions, Ion Chromatography (Continued)

Lab Sample ID: LCSD 280-126901/7 — **Client Sample ID: Lab Control Sample Dup**
Matrix: Water — **Prep Type: Total/NA**
Analysis Batch: 126901

Analyte			Spike Added	LCSD Result	LCSD Qualifier	Unit	D	%Rec	%Rec. Limits	RPD	RPD Limit
Chloride			25.0	25.5		mg/L		102	90 - 110	0	10

Lab Sample ID: MRL 280-126901/4 MRL — **Client Sample ID: Lab Control Sample**
Matrix: Water — **Prep Type: Total/NA**
Analysis Batch: 126901

Analyte			Spike Added	MRL Result	MRL Qualifier	Unit	D	%Rec	%Rec. Limits		
Chloride			1.00	0.950	I	mg/L		95	50 - 150		

Lab Sample ID: 280-30779-1 MS — **Client Sample ID: MW-6AR**
Matrix: Water — **Prep Type: Total/NA**
Analysis Batch: 126901

Analyte	Sample Result	Sample Qualifier	Spike Added	MS Result	MS Qualifier	Unit	D	%Rec	%Rec. Limits		
Chloride	24		25.0	49.3		mg/L		102	80 - 120		

Lab Sample ID: 280-30779-1 MSD — **Client Sample ID: MW-6AR**
Matrix: Water — **Prep Type: Total/NA**
Analysis Batch: 126901

Analyte	Sample Result	Sample Qualifier	Spike Added	MSD Result	MSD Qualifier	Unit	D	%Rec	%Rec. Limits	RPD	RPD Limit
Chloride	24		25.0	50.0		mg/L		105	80 - 120	1	20

Lab Sample ID: 280-30779-1 DU — **Client Sample ID: MW-6AR**
Matrix: Water — **Prep Type: Total/NA**
Analysis Batch: 126901

Analyte	Sample Result	Sample Qualifier		DU Result	DU Qualifier	Unit	D			RPD	RPD Limit
Chloride	24			23.7		mg/L				0.04	15

Lab Sample ID: MB 280-126974/6 — **Client Sample ID: Method Blank**
Matrix: Water — **Prep Type: Total/NA**
Analysis Batch: 126974

Analyte	MB Result	MB Qualifier	RL	MDL	Unit	D	Prepared	Analyzed	Dil Fac
Nitrate as N	0.042	U	0.50	0.042	mg/L			07/06/12 10:41	1

Lab Sample ID: LCS 280-126974/4 — **Client Sample ID: Lab Control Sample**
Matrix: Water — **Prep Type: Total/NA**
Analysis Batch: 126974

Analyte			Spike Added	LCS Result	LCS Qualifier	Unit	D	%Rec	%Rec. Limits		
Nitrate as N			5.00	4.97		mg/L		99	90 - 110		

Lab Sample ID: LCSD 280-126974/5 — **Client Sample ID: Lab Control Sample Dup**
Matrix: Water — **Prep Type: Total/NA**
Analysis Batch: 126974

Analyte			Spike Added	LCSD Result	LCSD Qualifier	Unit	D	%Rec	%Rec. Limits	RPD	RPD Limit
Nitrate as N			5.00	4.97		mg/L		99	90 - 110	0	10

Method: 300.0 - Anions, Ion Chromatography (Continued)

Lab Sample ID: MRL 280-126974/3 MRL — **Client Sample ID: Lab Control Sample**
Matrix: Water — **Prep Type: Total/NA**
Analysis Batch: 126974

Analyte	Spike Added	MRL Result	MRL Qualifier	Unit	D	%Rec	%Rec. Limits
Nitrate as N	0.200	0.180	I	mg/L		90	50 - 150

Lab Sample ID: 280-30751-1 MS — **Client Sample ID: MW-5A**
Matrix: Water — **Prep Type: Total/NA**
Analysis Batch: 126974

Analyte	Sample Result	Sample Qualifier	Spike Added	MS Result	MS Qualifier	Unit	D	%Rec	%Rec. Limits
Nitrate as N	1.5		5.00	6.73		mg/L		104	80 - 120

Lab Sample ID: 280-30751-1 MSD — **Client Sample ID: MW-5A**
Matrix: Water — **Prep Type: Total/NA**
Analysis Batch: 126974

Analyte	Sample Result	Sample Qualifier	Spike Added	MSD Result	MSD Qualifier	Unit	D	%Rec	%Rec. Limits	RPD	RPD Limit
Nitrate as N	1.5		5.00	6.77		mg/L		105	80 - 120	1	20

Lab Sample ID: 280-30751-1 DU — **Client Sample ID: MW-5A**
Matrix: Water — **Prep Type: Total/NA**
Analysis Batch: 126974

Analyte	Sample Result	Sample Qualifier	DU Result	DU Qualifier	Unit	D	RPD	RPD Limit
Nitrate as N	1.5		1.57		mg/L		4	15

Lab Sample ID: MB 280-126975/6 — **Client Sample ID: Method Blank**
Matrix: Water — **Prep Type: Total/NA**
Analysis Batch: 126975

Analyte	MB Result	MB Qualifier	RL	MDL	Unit	D	Prepared	Analyzed	Dil Fac
Chloride	0.25	U	3.0	0.25	mg/L			07/06/12 10:41	1

Lab Sample ID: LCS 280-126975/4 — **Client Sample ID: Lab Control Sample**
Matrix: Water — **Prep Type: Total/NA**
Analysis Batch: 126975

Analyte	Spike Added	LCS Result	LCS Qualifier	Unit	D	%Rec	%Rec. Limits
Chloride	25.0	25.2		mg/L		101	90 - 110

Lab Sample ID: LCSD 280-126975/5 — **Client Sample ID: Lab Control Sample Dup**
Matrix: Water — **Prep Type: Total/NA**
Analysis Batch: 126975

Analyte	Spike Added	LCSD Result	LCSD Qualifier	Unit	D	%Rec	%Rec. Limits	RPD	RPD Limit
Chloride	25.0	25.1		mg/L		101	90 - 110	0	10

Lab Sample ID: MRL 280-126975/3 MRL — **Client Sample ID: Lab Control Sample**
Matrix: Water — **Prep Type: Total/NA**
Analysis Batch: 126975

Analyte	Spike Added	MRL Result	MRL Qualifier	Unit	D	%Rec	%Rec. Limits
Chloride	1.00	1.01	I	mg/L		101	50 - 150

Method: 300.0 - Anions, Ion Chromatography (Continued)

Lab Sample ID: 280-30751-1 MS — **Client Sample ID: MW-5A**
Matrix: Water — **Prep Type: Total/NA**
Analysis Batch: 126975

Analyte	Sample Result	Sample Qualifier	Spike Added	MS Result	MS Qualifier	Unit	D	%Rec	%Rec. Limits		
Chloride	2.7	I	25.0	29.6		mg/L		108	80 - 120		

Lab Sample ID: 280-30751-1 MSD — **Client Sample ID: MW-5A**
Matrix: Water — **Prep Type: Total/NA**
Analysis Batch: 126975

Analyte	Sample Result	Sample Qualifier	Spike Added	MSD Result	MSD Qualifier	Unit	D	%Rec	%Rec. Limits	RPD	RPD Limit
Chloride	2.7	I	25.0	29.9		mg/L		109	80 - 120	1	20

Lab Sample ID: 280-30751-1 DU — **Client Sample ID: MW-5A**
Matrix: Water — **Prep Type: Total/NA**
Analysis Batch: 126975

Analyte	Sample Result	Sample Qualifier		DU Result	DU Qualifier	Unit	D			RPD	RPD Limit
Chloride	2.7	I		2.76	I	mg/L				2	15

Method: 350.1 - Nitrogen, Ammonia

Lab Sample ID: MB 280-127015/20 — **Client Sample ID: Method Blank**
Matrix: Water — **Prep Type: Total/NA**
Analysis Batch: 127015

Analyte	MB Result	MB Qualifier	RL	MDL	Unit	D	Prepared	Analyzed	Dil Fac
Ammonia as N	0.0381	I	0.10	0.022	mg/L			07/09/12 11:45	1

Lab Sample ID: LCS 280-127015/21 — **Client Sample ID: Lab Control Sample**
Matrix: Water — **Prep Type: Total/NA**
Analysis Batch: 127015

Analyte			Spike Added	LCS Result	LCS Qualifier	Unit	D	%Rec	%Rec. Limits		
Ammonia as N			5.00	5.10		mg/L		102	90 - 110		

Lab Sample ID: LCS 280-127015/70 — **Client Sample ID: Lab Control Sample**
Matrix: Water — **Prep Type: Total/NA**
Analysis Batch: 127015

Analyte			Spike Added	LCS Result	LCS Qualifier	Unit	D	%Rec	%Rec. Limits		
Ammonia as N			5.00	5.02		mg/L		100	90 - 110		

Lab Sample ID: LCSD 280-127015/22 — **Client Sample ID: Lab Control Sample Dup**
Matrix: Water — **Prep Type: Total/NA**
Analysis Batch: 127015

Analyte			Spike Added	LCSD Result	LCSD Qualifier	Unit	D	%Rec	%Rec. Limits	RPD	RPD Limit
Ammonia as N			5.00	5.02		mg/L		100	90 - 110	2	10

Method: 350.1 - Nitrogen, Ammonia (Continued)

Lab Sample ID: LCSD 280-127015/71 — **Client Sample ID: Lab Control Sample Dup**
Matrix: Water — **Prep Type: Total/NA**
Analysis Batch: 127015

Analyte			Spike Added	LCSD Result	LCSD Qualifier	Unit	D	%Rec	%Rec. Limits	RPD	RPD Limit
Ammonia as N			5.00	5.03		mg/L		101	90 - 110	0	10

Lab Sample ID: 280-30751-3 MS — **Client Sample ID: MW-4A**
Matrix: Water — **Prep Type: Total/NA**
Analysis Batch: 127015

Analyte	Sample Result	Sample Qualifier	Spike Added	MS Result	MS Qualifier	Unit	D	%Rec	%Rec. Limits		
Ammonia as N	0.10	V	4.00	2.05	J3	mg/L		49	90 - 110		

Lab Sample ID: 280-30751-3 MSD — **Client Sample ID: MW-4A**
Matrix: Water — **Prep Type: Total/NA**
Analysis Batch: 127015

Analyte	Sample Result	Sample Qualifier	Spike Added	MSD Result	MSD Qualifier	Unit	D	%Rec	%Rec. Limits	RPD	RPD Limit
Ammonia as N	0.10	V	4.00	2.07	J3	mg/L		49	90 - 110	1	20

Lab Sample ID: 280-30751-4 MS — **Client Sample ID: MW-4B**
Matrix: Water — **Prep Type: Total/NA**
Analysis Batch: 127015

Analyte	Sample Result	Sample Qualifier	Spike Added	MS Result	MS Qualifier	Unit	D	%Rec	%Rec. Limits		
Ammonia as N	0.049	I V	4.00	2.19	J3	mg/L		54	90 - 110		

Lab Sample ID: 280-30751-4 MSD — **Client Sample ID: MW-4B**
Matrix: Water — **Prep Type: Total/NA**
Analysis Batch: 127015

Analyte	Sample Result	Sample Qualifier	Spike Added	MSD Result	MSD Qualifier	Unit	D	%Rec	%Rec. Limits	RPD	RPD Limit
Ammonia as N	0.049	I V	4.00	2.12	J3	mg/L		52	90 - 110	3	20

Method: SM 2120B - Color, Colorimetric

Lab Sample ID: MB 280-126892/1 — **Client Sample ID: Method Blank**
Matrix: Water — **Prep Type: Total/NA**
Analysis Batch: 126892

Analyte	MB Result	MB Qualifier	RL	RL	Unit	D	Prepared	Analyzed	Dil Fac
Color	5.0	U	5.0	5.0	PCU			07/07/12 14:23	1

Lab Sample ID: 280-30779-1 DU — **Client Sample ID: MW-6AR**
Matrix: Water — **Prep Type: Total/NA**
Analysis Batch: 126892

Analyte	Sample Result	Sample Qualifier		DU Result	DU Qualifier	Unit	D			RPD	RPD Limit
Color	5.0	U		5.0	U	PCU				NC	20

Method: SM 2120B - Color, Colorimetric (Continued)

Lab Sample ID: MB 280-126893/1 — **Client Sample ID: Method Blank**
Matrix: Water — **Prep Type: Total/NA**
Analysis Batch: 126893

Analyte	MB Result	MB Qualifier	RL	RL	Unit	D	Prepared	Analyzed	Dil Fac
Color	5.0	U	5.0	5.0	PCU			07/06/12 13:00	1

Lab Sample ID: 280-30751-1 DU — **Client Sample ID: MW-5A**
Matrix: Water — **Prep Type: Total/NA**
Analysis Batch: 126893

Analyte	Sample Result	Sample Qualifier		DU Result	DU Qualifier	Unit	D			RPD	RPD Limit
Color	5.0	U		5.0	U	PCU				NC	20

Lab Sample ID: 280-30751-10 DU — **Client Sample ID: MW-1A**
Matrix: Water — **Prep Type: Total/NA**
Analysis Batch: 126893

Analyte	Sample Result	Sample Qualifier		DU Result	DU Qualifier	Unit	D			RPD	RPD Limit
Color	5.0	U		5.0	U	PCU				NC	20

Method: SM 2540C - Solids, Total Dissolved (TDS)

Lab Sample ID: MB 280-126949/1 — **Client Sample ID: Method Blank**
Matrix: Water — **Prep Type: Total/NA**
Analysis Batch: 126949

Analyte	MB Result	MB Qualifier	RL	MDL	Unit	D	Prepared	Analyzed	Dil Fac
Total Dissolved Solids	4.7	U	10	4.7	mg/L			07/09/12 08:13	1

Lab Sample ID: LCS 280-126949/2 — **Client Sample ID: Lab Control Sample**
Matrix: Water — **Prep Type: Total/NA**
Analysis Batch: 126949

Analyte			Spike Added	LCS Result	LCS Qualifier	Unit	D	%Rec	%Rec. Limits		
Total Dissolved Solids			501	489		mg/L		98	86 - 110		

Lab Sample ID: LCSD 280-126949/3 — **Client Sample ID: Lab Control Sample Dup**
Matrix: Water — **Prep Type: Total/NA**
Analysis Batch: 126949

Analyte			Spike Added	LCSD Result	LCSD Qualifier	Unit	D	%Rec	%Rec. Limits	RPD	RPD Limit
Total Dissolved Solids			501	487		mg/L		97	86 - 110	0	20

Lab Sample ID: 280-30751-5 DU — **Client Sample ID: MW-3A**
Matrix: Water — **Prep Type: Total/NA**
Analysis Batch: 126949

Analyte	Sample Result	Sample Qualifier		DU Result	DU Qualifier	Unit	D			RPD	RPD Limit
Total Dissolved Solids	68			66.0		mg/L				3	10

Method: SM 2540C - Solids, Total Dissolved (TDS) (Continued)

Lab Sample ID: MB 280-127120/1 — **Client Sample ID: Method Blank**
Matrix: Water — **Prep Type: Total/NA**
Analysis Batch: 127120

Analyte	MB Result	MB Qualifier	RL	MDL	Unit	D	Prepared	Analyzed	Dil Fac
Total Dissolved Solids	4.7	U	10	4.7	mg/L			07/10/12 10:26	1

Lab Sample ID: LCS 280-127120/2 — **Client Sample ID: Lab Control Sample**
Matrix: Water — **Prep Type: Total/NA**
Analysis Batch: 127120

Analyte			Spike Added	LCS Result	LCS Qualifier	Unit	D	%Rec	%Rec. Limits		
Total Dissolved Solids			500	482		mg/L		96	86 - 110		

Lab Sample ID: LCSD 280-127120/3 — **Client Sample ID: Lab Control Sample Dup**
Matrix: Water — **Prep Type: Total/NA**
Analysis Batch: 127120

Analyte			Spike Added	LCSD Result	LCSD Qualifier	Unit	D	%Rec	%Rec. Limits	RPD	RPD Limit
Total Dissolved Solids			500	483		mg/L		97	86 - 110	0	20

Lab Sample ID: 280-30779-4 DU — **Client Sample ID: MW-FL2R**
Matrix: Water — **Prep Type: Total/NA**
Analysis Batch: 127120

Analyte	Sample Result	Sample Qualifier		DU Result	DU Qualifier	Unit	D			RPD	RPD Limit
Total Dissolved Solids	150			155		mg/L				4	10

QC Association Summary

Client: Waste Management
Project/Site: FL26|Vista

TestAmerica Job ID: 280-30751-1

GC/MS VOA

Analysis Batch: 127216

Lab Sample ID	Client Sample ID	Prep Type	Matrix	Method	Prep Batch
280-30751-1	MW-5A	Total/NA	Water	8260B	
280-30751-2	MW-5B	Total/NA	Water	8260B	
280-30751-3	MW-4A	Total/NA	Water	8260B	
280-30751-4	MW-4B	Total/NA	Water	8260B	
280-30751-5	MW-3A	Total/NA	Water	8260B	
280-30751-6	MW-3B	Total/NA	Water	8260B	
280-30751-7	MW-FL1	Total/NA	Water	8260B	
280-30751-8	MW-7A	Total/NA	Water	8260B	
280-30751-9	MW-7B	Total/NA	Water	8260B	
280-30751-10	MW-1A	Total/NA	Water	8260B	
280-30751-11	MW-1B	Total/NA	Water	8260B	
280-30751-12	MW-FL3	Total/NA	Water	8260B	
LCS 280-127216/5	Lab Control Sample	Total/NA	Water	8260B	
LCSD 280-127216/6	Lab Control Sample Dup	Total/NA	Water	8260B	
MB 280-127216/7	Method Blank	Total/NA	Water	8260B	

Analysis Batch: 127766

Lab Sample ID	Client Sample ID	Prep Type	Matrix	Method	Prep Batch
280-30751-13	TRIP BLANK	Total/NA	Water	8260B	
280-30760-A-18 MS	Matrix Spike	Total/NA	Water	8260B	
280-30760-C-18 MSD	Matrix Spike Duplicate	Total/NA	Water	8260B	
LCS 280-127766/4	Lab Control Sample	Total/NA	Water	8260B	
MB 280-127766/5	Method Blank	Total/NA	Water	8260B	

Analysis Batch: 127840

Lab Sample ID	Client Sample ID	Prep Type	Matrix	Method	Prep Batch
280-30779-1	MW-6AR	Total/NA	Water	8260B	
280-30779-3	MW-6BR	Total/NA	Water	8260B	
280-30779-4	MW-FL2R	Total/NA	Water	8260B	
280-30779-5	MW-2B	Total/NA	Water	8260B	
280-30779-6	MW-8R	Total/NA	Water	8260B	
280-30779-7	TRIP BLANK1	Total/NA	Water	8260B	
280-31051-D-1 MS	Matrix Spike	Total/NA	Water	8260B	
280-31051-D-1 MSD	Matrix Spike Duplicate	Total/NA	Water	8260B	
LCS 280-127840/4	Lab Control Sample	Total/NA	Water	8260B	
MB 280-127840/5	Method Blank	Total/NA	Water	8260B	

GC Semi VOA

Prep Batch: 127902

Lab Sample ID	Client Sample ID	Prep Type	Matrix	Method	Prep Batch
280-30751-1	MW-5A	Total/NA	Water	504.1	
280-30751-2	MW-5B	Total/NA	Water	504.1	
280-30751-3	MW-4A	Total/NA	Water	504.1	
280-30751-4	MW-4B	Total/NA	Water	504.1	
280-30751-5	MW-3A	Total/NA	Water	504.1	
280-30751-6	MW-3B	Total/NA	Water	504.1	
280-30751-7	MW-FL1	Total/NA	Water	504.1	
280-30751-8	MW-7A	Total/NA	Water	504.1	
280-30751-9	MW-7B	Total/NA	Water	504.1	
280-30751-10	MW-1A	Total/NA	Water	504.1	
LCS 280-127902/3-A	Lab Control Sample	Total/NA	Water	504.1	

GC Semi VOA (Continued)

Prep Batch: 127902 (Continued)

Lab Sample ID	Client Sample ID	Prep Type	Matrix	Method	Prep Batch
LCSD 280-127902/4-A	Lab Control Sample Dup	Total/NA	Water	504.1	
LLCS 280-127902/5-A	Lab Control Sample	Total/NA	Water	504.1	
MB 280-127902/2-A	Method Blank	Total/NA	Water	504.1	

Prep Batch: 127904

Lab Sample ID	Client Sample ID	Prep Type	Matrix	Method	Prep Batch
280-30751-11	MW-1B	Total/NA	Water	504.1	
280-30751-12	MW-FL3	Total/NA	Water	504.1	
280-30779-1	MW-6AR	Total/NA	Water	504.1	
280-30779-3	MW-6BR	Total/NA	Water	504.1	
280-30779-4	MW-FL2R	Total/NA	Water	504.1	
280-30779-5	MW-2B	Total/NA	Water	504.1	
280-30779-6	MW-8R	Total/NA	Water	504.1	
LCS 280-127904/3-A	Lab Control Sample	Total/NA	Water	504.1	
LCSD 280-127904/4-A	Lab Control Sample Dup	Total/NA	Water	504.1	
LLCS 280-127904/5-A	Lab Control Sample	Total/NA	Water	504.1	
MB 280-127904/2-A	Method Blank	Total/NA	Water	504.1	

Analysis Batch: 128041

Lab Sample ID	Client Sample ID	Prep Type	Matrix	Method	Prep Batch
280-30751-1	MW-5A	Total/NA	Water	504.1	127902
280-30751-2	MW-5B	Total/NA	Water	504.1	127902
280-30751-3	MW-4A	Total/NA	Water	504.1	127902
280-30751-4	MW-4B	Total/NA	Water	504.1	127902
280-30751-5	MW-3A	Total/NA	Water	504.1	127902
280-30751-6	MW-3B	Total/NA	Water	504.1	127902
280-30751-7	MW-FL1	Total/NA	Water	504.1	127902
280-30751-8	MW-7A	Total/NA	Water	504.1	127902
280-30751-9	MW-7B	Total/NA	Water	504.1	127902
280-30751-10	MW-1A	Total/NA	Water	504.1	127902
280-30751-11	MW-1B	Total/NA	Water	504.1	127904
280-30751-12	MW-FL3	Total/NA	Water	504.1	127904
280-30779-1	MW-6AR	Total/NA	Water	504.1	127904
280-30779-3	MW-6BR	Total/NA	Water	504.1	127904
280-30779-4	MW-FL2R	Total/NA	Water	504.1	127904
280-30779-5	MW-2B	Total/NA	Water	504.1	127904
280-30779-6	MW-8R	Total/NA	Water	504.1	127904
LCS 280-127902/3-A	Lab Control Sample	Total/NA	Water	504.1	127902
LCS 280-127904/3-A	Lab Control Sample	Total/NA	Water	504.1	127904
LCSD 280-127902/4-A	Lab Control Sample Dup	Total/NA	Water	504.1	127902
LCSD 280-127904/4-A	Lab Control Sample Dup	Total/NA	Water	504.1	127904
LLCS 280-127902/5-A	Lab Control Sample	Total/NA	Water	504.1	127902
LLCS 280-127904/5-A	Lab Control Sample	Total/NA	Water	504.1	127904
MB 280-127902/2-A	Method Blank	Total/NA	Water	504.1	127902
MB 280-127904/2-A	Method Blank	Total/NA	Water	504.1	127904

Metals

Prep Batch: 126838

Lab Sample ID	Client Sample ID	Prep Type	Matrix	Method	Prep Batch
280-30751-1	MW-5A	Total/NA	Water	7470A	
280-30751-2	MW-5B	Total/NA	Water	7470A	

Metals (Continued)

Prep Batch: 126838 (Continued)

Lab Sample ID	Client Sample ID	Prep Type	Matrix	Method	Prep Batch
280-30751-2 MS	MW-5B	Total/NA	Water	7470A	
280-30751-2 MSD	MW-5B	Total/NA	Water	7470A	
280-30751-3	MW-4A	Total/NA	Water	7470A	
280-30751-4	MW-4B	Total/NA	Water	7470A	
280-30751-5	MW-3A	Total/NA	Water	7470A	
280-30751-6	MW-3B	Total/NA	Water	7470A	
280-30751-7	MW-FL1	Total/NA	Water	7470A	
280-30751-8	MW-7A	Total/NA	Water	7470A	
280-30751-9	MW-7B	Total/NA	Water	7470A	
280-30751-10	MW-1A	Total/NA	Water	7470A	
280-30751-11	MW-1B	Total/NA	Water	7470A	
280-30751-12	MW-FL3	Total/NA	Water	7470A	
LCS 280-126838/2-A	Lab Control Sample	Total/NA	Water	7470A	
MB 280-126838/1-A	Method Blank	Total/NA	Water	7470A	

Prep Batch: 126927

Lab Sample ID	Client Sample ID	Prep Type	Matrix	Method	Prep Batch
280-30744-B-1-C MS	Matrix Spike	Total Recoverable	Water	3005A	
280-30744-B-1-D MSD	Matrix Spike Duplicate	Total Recoverable	Water	3005A	
280-30779-1	MW-6AR	Total Recoverable	Water	3005A	
280-30779-2	Equipment Blank	Total Recoverable	Water	3005A	
280-30779-3	MW-6BR	Total Recoverable	Water	3005A	
280-30779-4	MW-FL2R	Total Recoverable	Water	3005A	
280-30779-5	MW-2B	Total Recoverable	Water	3005A	
280-30779-6	MW-8R	Total Recoverable	Water	3005A	
LCS 280-126927/2-A	Lab Control Sample	Total Recoverable	Water	3005A	
MB 280-126927/1-A	Method Blank	Total Recoverable	Water	3005A	

Prep Batch: 126928

Lab Sample ID	Client Sample ID	Prep Type	Matrix	Method	Prep Batch
280-30751-1	MW-5A	Total Recoverable	Water	3005A	
280-30751-1 MS	MW-5A	Total Recoverable	Water	3005A	
280-30751-1 MSD	MW-5A	Total Recoverable	Water	3005A	
280-30751-2	MW-5B	Total Recoverable	Water	3005A	
280-30751-3	MW-4A	Total Recoverable	Water	3005A	
280-30751-4	MW-4B	Total Recoverable	Water	3005A	
280-30751-5	MW-3A	Total Recoverable	Water	3005A	
280-30751-6	MW-3B	Total Recoverable	Water	3005A	
280-30751-7	MW-FL1	Total Recoverable	Water	3005A	
280-30751-8	MW-7A	Total Recoverable	Water	3005A	
280-30751-9	MW-7B	Total Recoverable	Water	3005A	
280-30751-10	MW-1A	Total Recoverable	Water	3005A	
280-30751-11	MW-1B	Total Recoverable	Water	3005A	
280-30751-12	MW-FL3	Total Recoverable	Water	3005A	
LCS 280-126928/2-A	Lab Control Sample	Total Recoverable	Water	3005A	
MB 280-126928/1-A	Method Blank	Total Recoverable	Water	3005A	

Prep Batch: 126929

Lab Sample ID	Client Sample ID	Prep Type	Matrix	Method	Prep Batch
280-30751-1	MW-5A	Total Recoverable	Water	3005A	
280-30751-2	MW-5B	Total Recoverable	Water	3005A	
280-30751-3	MW-4A	Total Recoverable	Water	3005A	

Metals (Continued)

Prep Batch: 126929 (Continued)

Lab Sample ID	Client Sample ID	Prep Type	Matrix	Method	Prep Batch
280-30751-4	MW-4B	Total Recoverable	Water	3005A	
280-30751-5	MW-3A	Total Recoverable	Water	3005A	
280-30751-6	MW-3B	Total Recoverable	Water	3005A	
280-30751-7	MW-FL1	Total Recoverable	Water	3005A	
280-30751-8	MW-7A	Total Recoverable	Water	3005A	
280-30751-9	MW-7B	Total Recoverable	Water	3005A	
280-30751-10	MW-1A	Total Recoverable	Water	3005A	
280-30751-11	MW-1B	Total Recoverable	Water	3005A	
280-30751-12	MW-FL3	Total Recoverable	Water	3005A	
280-30779-1	MW-6AR	Total Recoverable	Water	3005A	
280-30779-2	Equipment Blank	Total Recoverable	Water	3005A	
280-30779-3	MW-6BR	Total Recoverable	Water	3005A	
280-30779-4	MW-FL2R	Total Recoverable	Water	3005A	
280-30779-5	MW-2B	Total Recoverable	Water	3005A	
280-30779-6	MW-8R	Total Recoverable	Water	3005A	
280-30779-6 MS	MW-8R	Total Recoverable	Water	3005A	
280-30779-6 MSD	MW-8R	Total Recoverable	Water	3005A	
LCS 280-126929/2-A	Lab Control Sample	Total Recoverable	Water	3005A	
MB 280-126929/1-A	Method Blank	Total Recoverable	Water	3005A	

Prep Batch: 127098

Lab Sample ID	Client Sample ID	Prep Type	Matrix	Method	Prep Batch
280-30779-1	MW-6AR	Total/NA	Water	7470A	
280-30779-1 MS	MW-6AR	Total/NA	Water	7470A	
280-30779-1 MSD	MW-6AR	Total/NA	Water	7470A	
280-30779-2	Equipment Blank	Total/NA	Water	7470A	
280-30779-3	MW-6BR	Total/NA	Water	7470A	
280-30779-4	MW-FL2R	Total/NA	Water	7470A	
280-30779-5	MW-2B	Total/NA	Water	7470A	
280-30779-6	MW-8R	Total/NA	Water	7470A	
LCS 280-127098/2-A	Lab Control Sample	Total/NA	Water	7470A	
MB 280-127098/1-A	Method Blank	Total/NA	Water	7470A	

Analysis Batch: 127238

Lab Sample ID	Client Sample ID	Prep Type	Matrix	Method	Prep Batch
280-30744-B-1-C MS	Matrix Spike	Total Recoverable	Water	6010B	126927
280-30744-B-1-D MSD	Matrix Spike Duplicate	Total Recoverable	Water	6010B	126927
280-30751-1	MW-5A	Total Recoverable	Water	6010B	126928
280-30751-1 MS	MW-5A	Total Recoverable	Water	6010B	126928
280-30751-1 MSD	MW-5A	Total Recoverable	Water	6010B	126928
280-30751-2	MW-5B	Total Recoverable	Water	6010B	126928
280-30751-3	MW-4A	Total Recoverable	Water	6010B	126928
280-30751-4	MW-4B	Total Recoverable	Water	6010B	126928
280-30751-5	MW-3A	Total Recoverable	Water	6010B	126928
280-30751-6	MW-3B	Total Recoverable	Water	6010B	126928
280-30751-7	MW-FL1	Total Recoverable	Water	6010B	126928
280-30751-8	MW-7A	Total Recoverable	Water	6010B	126928
280-30751-9	MW-7B	Total Recoverable	Water	6010B	126928
280-30751-10	MW-1A	Total Recoverable	Water	6010B	126928
280-30751-11	MW-1B	Total Recoverable	Water	6010B	126928
280-30751-12	MW-FL3	Total Recoverable	Water	6010B	126928
280-30779-1	MW-6AR	Total Recoverable	Water	6010B	126927

Metals (Continued)

Analysis Batch: 127238 (Continued)

Lab Sample ID	Client Sample ID	Prep Type	Matrix	Method	Prep Batch
280-30779-2	Equipment Blank	Total Recoverable	Water	6010B	126927
280-30779-3	MW-6BR	Total Recoverable	Water	6010B	126927
280-30779-4	MW-FL2R	Total Recoverable	Water	6010B	126927
280-30779-5	MW-2B	Total Recoverable	Water	6010B	126927
280-30779-6	MW-8R	Total Recoverable	Water	6010B	126927
LCS 280-126927/2-A	Lab Control Sample	Total Recoverable	Water	6010B	126927
LCS 280-126928/2-A	Lab Control Sample	Total Recoverable	Water	6010B	126928
MB 280-126927/1-A	Method Blank	Total Recoverable	Water	6010B	126927
MB 280-126928/1-A	Method Blank	Total Recoverable	Water	6010B	126928

Analysis Batch: 127250

Lab Sample ID	Client Sample ID	Prep Type	Matrix	Method	Prep Batch
280-30751-1	MW-5A	Total/NA	Water	7470A	126838
280-30751-2	MW-5B	Total/NA	Water	7470A	126838
280-30751-2 MS	MW-5B	Total/NA	Water	7470A	126838
280-30751-2 MSD	MW-5B	Total/NA	Water	7470A	126838
280-30751-3	MW-4A	Total/NA	Water	7470A	126838
280-30751-4	MW-4B	Total/NA	Water	7470A	126838
280-30751-5	MW-3A	Total/NA	Water	7470A	126838
280-30751-6	MW-3B	Total/NA	Water	7470A	126838
280-30751-7	MW-FL1	Total/NA	Water	7470A	126838
280-30751-8	MW-7A	Total/NA	Water	7470A	126838
280-30751-9	MW-7B	Total/NA	Water	7470A	126838
280-30751-10	MW-1A	Total/NA	Water	7470A	126838
280-30751-11	MW-1B	Total/NA	Water	7470A	126838
280-30751-12	MW-FL3	Total/NA	Water	7470A	126838
280-30779-1	MW-6AR	Total/NA	Water	7470A	127098
280-30779-1 MS	MW-6AR	Total/NA	Water	7470A	127098
280-30779-1 MSD	MW-6AR	Total/NA	Water	7470A	127098
280-30779-2	Equipment Blank	Total/NA	Water	7470A	127098
280-30779-3	MW-6BR	Total/NA	Water	7470A	127098
280-30779-4	MW-FL2R	Total/NA	Water	7470A	127098
280-30779-5	MW-2B	Total/NA	Water	7470A	127098
280-30779-6	MW-8R	Total/NA	Water	7470A	127098
LCS 280-126838/2-A	Lab Control Sample	Total/NA	Water	7470A	126838
LCS 280-127098/2-A	Lab Control Sample	Total/NA	Water	7470A	127098
MB 280-126838/1-A	Method Blank	Total/NA	Water	7470A	126838
MB 280-127098/1-A	Method Blank	Total/NA	Water	7470A	127098

Analysis Batch: 127425

Lab Sample ID	Client Sample ID	Prep Type	Matrix	Method	Prep Batch
280-30751-1	MW-5A	Total Recoverable	Water	6020	126929
280-30751-2	MW-5B	Total Recoverable	Water	6020	126929
280-30751-3	MW-4A	Total Recoverable	Water	6020	126929
280-30751-4	MW-4B	Total Recoverable	Water	6020	126929
280-30751-5	MW-3A	Total Recoverable	Water	6020	126929
280-30751-6	MW-3B	Total Recoverable	Water	6020	126929
280-30751-7	MW-FL1	Total Recoverable	Water	6020	126929
280-30751-8	MW-7A	Total Recoverable	Water	6020	126929
280-30751-9	MW-7B	Total Recoverable	Water	6020	126929
280-30751-10	MW-1A	Total Recoverable	Water	6020	126929
280-30751-11	MW-1B	Total Recoverable	Water	6020	126929

Metals (Continued)

Analysis Batch: 127425 (Continued)

Lab Sample ID	Client Sample ID	Prep Type	Matrix	Method	Prep Batch
280-30751-12	MW-FL3	Total Recoverable	Water	6020	126929
280-30779-1	MW-6AR	Total Recoverable	Water	6020	126929
280-30779-2	Equipment Blank	Total Recoverable	Water	6020	126929
280-30779-3	MW-6BR	Total Recoverable	Water	6020	126929
280-30779-4	MW-FL2R	Total Recoverable	Water	6020	126929
280-30779-5	MW-2B	Total Recoverable	Water	6020	126929
280-30779-6	MW-8R	Total Recoverable	Water	6020	126929
280-30779-6 MS	MW-8R	Total Recoverable	Water	6020	126929
280-30779-6 MSD	MW-8R	Total Recoverable	Water	6020	126929
LCS 280-126929/2-A	Lab Control Sample	Total Recoverable	Water	6020	126929
MB 280-126929/1-A	Method Blank	Total Recoverable	Water	6020	126929

Analysis Batch: 127702

Lab Sample ID	Client Sample ID	Prep Type	Matrix	Method	Prep Batch
280-30751-1	MW-5A	Total Recoverable	Water	6020	126929
280-30751-2	MW-5B	Total Recoverable	Water	6020	126929
280-30751-3	MW-4A	Total Recoverable	Water	6020	126929
280-30751-4	MW-4B	Total Recoverable	Water	6020	126929
280-30751-5	MW-3A	Total Recoverable	Water	6020	126929
280-30751-6	MW-3B	Total Recoverable	Water	6020	126929
280-30751-7	MW-FL1	Total Recoverable	Water	6020	126929
280-30751-8	MW-7A	Total Recoverable	Water	6020	126929
280-30751-9	MW-7B	Total Recoverable	Water	6020	126929
280-30751-10	MW-1A	Total Recoverable	Water	6020	126929
280-30751-11	MW-1B	Total Recoverable	Water	6020	126929
280-30751-12	MW-FL3	Total Recoverable	Water	6020	126929
280-30779-1	MW-6AR	Total Recoverable	Water	6020	126929
280-30779-2	Equipment Blank	Total Recoverable	Water	6020	126929
280-30779-3	MW-6BR	Total Recoverable	Water	6020	126929
280-30779-4	MW-FL2R	Total Recoverable	Water	6020	126929
280-30779-5	MW-2B	Total Recoverable	Water	6020	126929
280-30779-6	MW-8R	Total Recoverable	Water	6020	126929
280-30779-6 MS	MW-8R	Total Recoverable	Water	6020	126929
280-30779-6 MSD	MW-8R	Total Recoverable	Water	6020	126929
LCS 280-126929/2-A	Lab Control Sample	Total Recoverable	Water	6020	126929
MB 280-126929/1-A	Method Blank	Total Recoverable	Water	6020	126929

Analysis Batch: 128301

Lab Sample ID	Client Sample ID	Prep Type	Matrix	Method	Prep Batch
280-30751-1	MW-5A	Total Recoverable	Water	6010B	126928
280-30751-1 MS	MW-5A	Total Recoverable	Water	6010B	126928
280-30751-1 MSD	MW-5A	Total Recoverable	Water	6010B	126928
280-30751-8	MW-7A	Total Recoverable	Water	6010B	126928

General Chemistry

Analysis Batch: 126892

Lab Sample ID	Client Sample ID	Prep Type	Matrix	Method	Prep Batch
280-30779-1	MW-6AR	Total/NA	Water	SM 2120B	
280-30779-1 DU	MW-6AR	Total/NA	Water	SM 2120B	
280-30779-2	Equipment Blank	Total/NA	Water	SM 2120B	
280-30779-3	MW-6BR	Total/NA	Water	SM 2120B	

General Chemistry (Continued)

Analysis Batch: 126892 (Continued)

Lab Sample ID	Client Sample ID	Prep Type	Matrix	Method	Prep Batch
280-30779-4	MW-FL2R	Total/NA	Water	SM 2120B	
280-30779-5	MW-2B	Total/NA	Water	SM 2120B	
280-30779-6	MW-8R	Total/NA	Water	SM 2120B	
MB 280-126892/1	Method Blank	Total/NA	Water	SM 2120B	

Analysis Batch: 126893

Lab Sample ID	Client Sample ID	Prep Type	Matrix	Method	Prep Batch
280-30751-1	MW-5A	Total/NA	Water	SM 2120B	
280-30751-1 DU	MW-5A	Total/NA	Water	SM 2120B	
280-30751-2	MW-5B	Total/NA	Water	SM 2120B	
280-30751-3	MW-4A	Total/NA	Water	SM 2120B	
280-30751-4	MW-4B	Total/NA	Water	SM 2120B	
280-30751-5	MW-3A	Total/NA	Water	SM 2120B	
280-30751-6	MW-3B	Total/NA	Water	SM 2120B	
280-30751-7	MW-FL1	Total/NA	Water	SM 2120B	
280-30751-8	MW-7A	Total/NA	Water	SM 2120B	
280-30751-9	MW-7B	Total/NA	Water	SM 2120B	
280-30751-10	MW-1A	Total/NA	Water	SM 2120B	
280-30751-10 DU	MW-1A	Total/NA	Water	SM 2120B	
280-30751-11	MW-1B	Total/NA	Water	SM 2120B	
280-30751-12	MW-FL3	Total/NA	Water	SM 2120B	
MB 280-126893/1	Method Blank	Total/NA	Water	SM 2120B	

Analysis Batch: 126900

Lab Sample ID	Client Sample ID	Prep Type	Matrix	Method	Prep Batch
280-30751-10	MW-1A	Total/NA	Water	300.0	
280-30779-1	MW-6AR	Total/NA	Water	300.0	
280-30779-1 DU	MW-6AR	Total/NA	Water	300.0	
280-30779-1 MS	MW-6AR	Total/NA	Water	300.0	
280-30779-1 MSD	MW-6AR	Total/NA	Water	300.0	
280-30779-2	Equipment Blank	Total/NA	Water	300.0	
280-30779-3	MW-6BR	Total/NA	Water	300.0	
280-30779-4	MW-FL2R	Total/NA	Water	300.0	
280-30779-5	MW-2B	Total/NA	Water	300.0	
280-30779-6	MW-8R	Total/NA	Water	300.0	
LCS 280-126900/6	Lab Control Sample	Total/NA	Water	300.0	
LCSD 280-126900/7	Lab Control Sample Dup	Total/NA	Water	300.0	
MB 280-126900/8	Method Blank	Total/NA	Water	300.0	
MRL 280-126900/4 MRL	Lab Control Sample	Total/NA	Water	300.0	

Analysis Batch: 126901

Lab Sample ID	Client Sample ID	Prep Type	Matrix	Method	Prep Batch
280-30779-1	MW-6AR	Total/NA	Water	300.0	
280-30779-1 DU	MW-6AR	Total/NA	Water	300.0	
280-30779-1 MS	MW-6AR	Total/NA	Water	300.0	
280-30779-1 MSD	MW-6AR	Total/NA	Water	300.0	
280-30779-2	Equipment Blank	Total/NA	Water	300.0	
280-30779-3	MW-6BR	Total/NA	Water	300.0	
280-30779-4	MW-FL2R	Total/NA	Water	300.0	
280-30779-5	MW-2B	Total/NA	Water	300.0	
280-30779-6	MW-8R	Total/NA	Water	300.0	
LCS 280-126901/6	Lab Control Sample	Total/NA	Water	300.0	

General Chemistry (Continued)

Analysis Batch: 126901 (Continued)

Lab Sample ID	Client Sample ID	Prep Type	Matrix	Method	Prep Batch
LCSD 280-126901/7	Lab Control Sample Dup	Total/NA	Water	300.0	
MB 280-126901/8	Method Blank	Total/NA	Water	300.0	
MRL 280-126901/4 MRL	Lab Control Sample	Total/NA	Water	300.0	

Analysis Batch: 126949

Lab Sample ID	Client Sample ID	Prep Type	Matrix	Method	Prep Batch
280-30751-1	MW-5A	Total/NA	Water	SM 2540C	
280-30751-2	MW-5B	Total/NA	Water	SM 2540C	
280-30751-3	MW-4A	Total/NA	Water	SM 2540C	
280-30751-4	MW-4B	Total/NA	Water	SM 2540C	
280-30751-5	MW-3A	Total/NA	Water	SM 2540C	
280-30751-5 DU	MW-3A	Total/NA	Water	SM 2540C	
280-30751-6	MW-3B	Total/NA	Water	SM 2540C	
280-30751-7	MW-FL1	Total/NA	Water	SM 2540C	
280-30751-8	MW-7A	Total/NA	Water	SM 2540C	
280-30751-9	MW-7B	Total/NA	Water	SM 2540C	
280-30751-10	MW-1A	Total/NA	Water	SM 2540C	
280-30751-11	MW-1B	Total/NA	Water	SM 2540C	
280-30751-12	MW-FL3	Total/NA	Water	SM 2540C	
LCS 280-126949/2	Lab Control Sample	Total/NA	Water	SM 2540C	
LCSD 280-126949/3	Lab Control Sample Dup	Total/NA	Water	SM 2540C	
MB 280-126949/1	Method Blank	Total/NA	Water	SM 2540C	

Analysis Batch: 126974

Lab Sample ID	Client Sample ID	Prep Type	Matrix	Method	Prep Batch
280-30751-1	MW-5A	Total/NA	Water	300.0	
280-30751-1 DU	MW-5A	Total/NA	Water	300.0	
280-30751-1 MS	MW-5A	Total/NA	Water	300.0	
280-30751-1 MSD	MW-5A	Total/NA	Water	300.0	
280-30751-2	MW-5B	Total/NA	Water	300.0	
280-30751-3	MW-4A	Total/NA	Water	300.0	
280-30751-4	MW-4B	Total/NA	Water	300.0	
280-30751-5	MW-3A	Total/NA	Water	300.0	
280-30751-6	MW-3B	Total/NA	Water	300.0	
280-30751-7	MW-FL1	Total/NA	Water	300.0	
280-30751-8	MW-7A	Total/NA	Water	300.0	
280-30751-9	MW-7B	Total/NA	Water	300.0	
280-30751-11	MW-1B	Total/NA	Water	300.0	
280-30751-12	MW-FL3	Total/NA	Water	300.0	
LCS 280-126974/4	Lab Control Sample	Total/NA	Water	300.0	
LCSD 280-126974/5	Lab Control Sample Dup	Total/NA	Water	300.0	
MB 280-126974/6	Method Blank	Total/NA	Water	300.0	
MRL 280-126974/3 MRL	Lab Control Sample	Total/NA	Water	300.0	

Analysis Batch: 126975

Lab Sample ID	Client Sample ID	Prep Type	Matrix	Method	Prep Batch
280-30751-1	MW-5A	Total/NA	Water	300.0	
280-30751-1 DU	MW-5A	Total/NA	Water	300.0	
280-30751-1 MS	MW-5A	Total/NA	Water	300.0	
280-30751-1 MSD	MW-5A	Total/NA	Water	300.0	
280-30751-2	MW-5B	Total/NA	Water	300.0	
280-30751-3	MW-4A	Total/NA	Water	300.0	

General Chemistry (Continued)

Analysis Batch: 126975 (Continued)

Lab Sample ID	Client Sample ID	Prep Type	Matrix	Method	Prep Batch
280-30751-4	MW-4B	Total/NA	Water	300.0	
280-30751-5	MW-3A	Total/NA	Water	300.0	
280-30751-6	MW-3B	Total/NA	Water	300.0	
280-30751-7	MW-FL1	Total/NA	Water	300.0	
280-30751-8	MW-7A	Total/NA	Water	300.0	
280-30751-9	MW-7B	Total/NA	Water	300.0	
280-30751-10	MW-1A	Total/NA	Water	300.0	
280-30751-11	MW-1B	Total/NA	Water	300.0	
280-30751-12	MW-FL3	Total/NA	Water	300.0	
LCS 280-126975/4	Lab Control Sample	Total/NA	Water	300.0	
LCSD 280-126975/5	Lab Control Sample Dup	Total/NA	Water	300.0	
MB 280-126975/6	Method Blank	Total/NA	Water	300.0	
MRL 280-126975/3 MRL	Lab Control Sample	Total/NA	Water	300.0	

Analysis Batch: 127015

Lab Sample ID	Client Sample ID	Prep Type	Matrix	Method	Prep Batch
280-30751-1	MW-5A	Total/NA	Water	350.1	
280-30751-2	MW-5B	Total/NA	Water	350.1	
280-30751-3	MW-4A	Total/NA	Water	350.1	
280-30751-3 MS	MW-4A	Total/NA	Water	350.1	
280-30751-3 MSD	MW-4A	Total/NA	Water	350.1	
280-30751-4	MW-4B	Total/NA	Water	350.1	
280-30751-4 MS	MW-4B	Total/NA	Water	350.1	
280-30751-4 MSD	MW-4B	Total/NA	Water	350.1	
280-30751-5	MW-3A	Total/NA	Water	350.1	
280-30751-6	MW-3B	Total/NA	Water	350.1	
280-30751-7	MW-FL1	Total/NA	Water	350.1	
280-30751-8	MW-7A	Total/NA	Water	350.1	
280-30751-9	MW-7B	Total/NA	Water	350.1	
280-30751-10	MW-1A	Total/NA	Water	350.1	
280-30751-11	MW-1B	Total/NA	Water	350.1	
280-30751-12	MW-FL3	Total/NA	Water	350.1	
280-30779-1	MW-6AR	Total/NA	Water	350.1	
280-30779-2	Equipment Blank	Total/NA	Water	350.1	
280-30779-3	MW-6BR	Total/NA	Water	350.1	
280-30779-4	MW-FL2R	Total/NA	Water	350.1	
280-30779-5	MW-2B	Total/NA	Water	350.1	
280-30779-6	MW-8R	Total/NA	Water	350.1	
LCS 280-127015/21	Lab Control Sample	Total/NA	Water	350.1	
LCS 280-127015/70	Lab Control Sample	Total/NA	Water	350.1	
LCSD 280-127015/22	Lab Control Sample Dup	Total/NA	Water	350.1	
LCSD 280-127015/71	Lab Control Sample Dup	Total/NA	Water	350.1	
MB 280-127015/20	Method Blank	Total/NA	Water	350.1	
MRL 280-127015/18 MRL	Lab Control Sample	Total/NA	Water	350.1	

Analysis Batch: 127120

Lab Sample ID	Client Sample ID	Prep Type	Matrix	Method	Prep Batch
280-30779-1	MW-6AR	Total/NA	Water	SM 2540C	
280-30779-2	Equipment Blank	Total/NA	Water	SM 2540C	
280-30779-3	MW-6BR	Total/NA	Water	SM 2540C	
280-30779-4	MW-FL2R	Total/NA	Water	SM 2540C	
280-30779-4 DU	MW-FL2R	Total/NA	Water	SM 2540C	

General Chemistry (Continued)

Analysis Batch: 127120 (Continued)

Lab Sample ID	Client Sample ID	Prep Type	Matrix	Method	Prep Batch
280-30779-5	MW-2B	Total/NA	Water	SM 2540C	
280-30779-6	MW-8R	Total/NA	Water	SM 2540C	
LCS 280-127120/2	Lab Control Sample	Total/NA	Water	SM 2540C	
LCSD 280-127120/3	Lab Control Sample Dup	Total/NA	Water	SM 2540C	
MB 280-127120/1	Method Blank	Total/NA	Water	SM 2540C	

Field Service / Mobile Lab

Analysis Batch: 129042

Lab Sample ID	Client Sample ID	Prep Type	Matrix	Method	Prep Batch
280-30751-1	MW-5A	Total/NA	Water	Field Sampling	
280-30751-2	MW-5B	Total/NA	Water	Field Sampling	
280-30751-3	MW-4A	Total/NA	Water	Field Sampling	
280-30751-4	MW-4B	Total/NA	Water	Field Sampling	
280-30751-5	MW-3A	Total/NA	Water	Field Sampling	
280-30751-6	MW-3B	Total/NA	Water	Field Sampling	
280-30751-7	MW-FL1	Total/NA	Water	Field Sampling	
280-30751-8	MW-7A	Total/NA	Water	Field Sampling	
280-30751-9	MW-7B	Total/NA	Water	Field Sampling	
280-30751-10	MW-1A	Total/NA	Water	Field Sampling	
280-30751-11	MW-1B	Total/NA	Water	Field Sampling	
280-30751-12	MW-FL3	Total/NA	Water	Field Sampling	

Analysis Batch: 129045

Lab Sample ID	Client Sample ID	Prep Type	Matrix	Method	Prep Batch
280-30779-1	MW-6AR	Total/NA	Water	Field Sampling	
280-30779-2	Equipment Blank	Total/NA	Water	Field Sampling	
280-30779-3	MW-6BR	Total/NA	Water	Field Sampling	
280-30779-4	MW-FL2R	Total/NA	Water	Field Sampling	
280-30779-5	MW-2B	Total/NA	Water	Field Sampling	
280-30779-6	MW-8R	Total/NA	Water	Field Sampling	

Lab Chronicle

Client: Waste Management
Project/Site: FL26|Vista

TestAmerica Job ID: 280-30751-1

Client Sample ID: MW-5A

Lab Sample ID: 280-30751-1

Date Collected: 07/05/12 14:39

Matrix: Water

Date Received: 07/06/12 10:00

Prep Type	Batch Type	Batch Method	Run	Dil Factor	Initial Amount	Final Amount	Batch Number	Prepared or Analyzed	Analyst	Lab
Total/NA	Analysis	8260B		1	20 mL	20 mL	127216	07/11/12 02:12	LMH	TAL DEN
Total/NA	Prep	504.1			34.7 mL	35 mL	127902	07/16/12 13:16	KJH	TAL DEN
Total/NA	Analysis	504.1		1			128041	07/16/12 19:00	KJH	TAL DEN
Total Recoverable	Prep	3005A			50 mL	50 mL	126928	07/10/12 07:00	CLI	TAL DEN
Total Recoverable	Analysis	6010B		1			127238	07/10/12 15:47	HEB	TAL DEN
Total/NA	Prep	7470A			30 mL	30 mL	126838	07/10/12 11:45	BLR	TAL DEN
Total/NA	Analysis	7470A		1			127250	07/10/12 18:26	BLR	TAL DEN
Total Recoverable	Prep	3005A			50 mL	50 mL	126929	07/10/12 07:00	CLI	TAL DEN
Total Recoverable	Analysis	6020		1			127425	07/12/12 02:06	LRD	TAL DEN
Total Recoverable	Analysis	6020		1			127702	07/13/12 01:45	LRD	TAL DEN
Total Recoverable	Analysis	6010B		1			128301	07/18/12 12:23	HEB	TAL DEN
Total/NA	Analysis	SM 2120B		1			126893	07/06/12 13:00	DA	TAL DEN
Total/NA	Analysis	SM 2540C		1	100 mL	100 mL	126949	07/09/12 08:13	TDTM	TAL DEN
Total/NA	Analysis	300.0		1	1.0 mL	1.0 mL	126974	07/06/12 13:41	EK	TAL DEN
Total/NA	Analysis	300.0		1	1.0 mL	1.0 mL	126975	07/06/12 13:41	EK	TAL DEN
Total/NA	Analysis	350.1		1	1.0 mL	1.0 mL	127015	07/09/12 12:47	BQW	TAL DEN
Total/NA	Analysis	Field Sampling		1			129042	07/05/12 14:39	FS	TAL DEN

Client Sample ID: MW-5B

Lab Sample ID: 280-30751-2

Date Collected: 07/05/12 14:09

Matrix: Water

Date Received: 07/06/12 10:00

Prep Type	Batch Type	Batch Method	Run	Dil Factor	Initial Amount	Final Amount	Batch Number	Prepared or Analyzed	Analyst	Lab
Total/NA	Analysis	8260B		1	20 mL	20 mL	127216	07/11/12 02:35	LMH	TAL DEN
Total/NA	Prep	504.1			34.8 mL	35 mL	127902	07/16/12 13:16	KJH	TAL DEN
Total/NA	Analysis	504.1		1			128041	07/16/12 19:20	KJH	TAL DEN
Total Recoverable	Prep	3005A			50 mL	50 mL	126928	07/10/12 07:00	CLI	TAL DEN
Total Recoverable	Analysis	6010B		1			127238	07/10/12 15:57	HEB	TAL DEN
Total/NA	Prep	7470A			30 mL	30 mL	126838	07/10/12 11:45	BLR	TAL DEN
Total/NA	Analysis	7470A		1			127250	07/10/12 18:29	BLR	TAL DEN
Total Recoverable	Prep	3005A			50 mL	50 mL	126929	07/10/12 07:00	CLI	TAL DEN
Total Recoverable	Analysis	6020		1			127425	07/12/12 02:09	LRD	TAL DEN
Total Recoverable	Analysis	6020		1			127702	07/13/12 01:48	LRD	TAL DEN
Total/NA	Analysis	SM 2120B		1			126893	07/06/12 13:00	DA	TAL DEN
Total/NA	Analysis	SM 2540C		1	100 mL	100 mL	126949	07/09/12 08:13	TDTM	TAL DEN
Total/NA	Analysis	300.0		1	1.0 mL	1.0 mL	126974	07/06/12 14:44	EK	TAL DEN
Total/NA	Analysis	300.0		1	1.0 mL	1.0 mL	126975	07/06/12 14:44	EK	TAL DEN
Total/NA	Analysis	350.1		1	1.0 mL	1.0 mL	127015	07/09/12 12:58	BQW	TAL DEN
Total/NA	Analysis	Field Sampling		1			129042	07/05/12 14:09	FS	TAL DEN

Lab Chronicle

Client: Waste Management
Project/Site: FL26|Vista

TestAmerica Job ID: 280-30751-1

Client Sample ID: MW-4A

Lab Sample ID: 280-30751-3

Date Collected: 07/05/12 13:33
Matrix: Water
Date Received: 07/06/12 10:00

Prep Type	Batch Type	Batch Method	Run	Dil Factor	Initial Amount	Final Amount	Batch Number	Prepared or Analyzed	Analyst	Lab
Total/NA	Analysis	8260B		1	20 mL	20 mL	127216	07/11/12 02:55	LMH	TAL DEN
Total/NA	Prep	504.1			34.8 mL	35 mL	127902	07/16/12 13:16	KJH	TAL DEN
Total/NA	Analysis	504.1		1			128041	07/16/12 19:39	KJH	TAL DEN
Total Recoverable	Prep	3005A			50 mL	50 mL	126928	07/10/12 07:00	CLI	TAL DEN
Total Recoverable	Analysis	6010B		1			127238	07/10/12 15:59	HEB	TAL DEN
Total/NA	Prep	7470A			30 mL	30 mL	126838	07/10/12 11:45	BLR	TAL DEN
Total/NA	Analysis	7470A		1			127250	07/10/12 18:40	BLR	TAL DEN
Total Recoverable	Prep	3005A			50 mL	50 mL	126929	07/10/12 07:00	CLI	TAL DEN
Total Recoverable	Analysis	6020		1			127425	07/12/12 02:12	LRD	TAL DEN
Total Recoverable	Analysis	6020		1			127702	07/13/12 01:51	LRD	TAL DEN
Total/NA	Analysis	SM 2120B		1			126893	07/06/12 13:00	DA	TAL DEN
Total/NA	Analysis	SM 2540C		1	100 mL	100 mL	126949	07/09/12 08:13	TDTM	TAL DEN
Total/NA	Analysis	300.0		1	1.0 mL	1.0 mL	126974	07/06/12 15:00	EK	TAL DEN
Total/NA	Analysis	300.0		1	1.0 mL	1.0 mL	126975	07/06/12 15:00	EK	TAL DEN
Total/NA	Analysis	350.1		1	1.0 mL	1.0 mL	127015	07/09/12 13:04	BQW	TAL DEN
Total/NA	Analysis	Field Sampling		1			129042	07/05/12 13:33	FS	TAL DEN

Client Sample ID: MW-4B

Lab Sample ID: 280-30751-4

Date Collected: 07/05/12 13:01
Matrix: Water
Date Received: 07/06/12 10:00

Prep Type	Batch Type	Batch Method	Run	Dil Factor	Initial Amount	Final Amount	Batch Number	Prepared or Analyzed	Analyst	Lab
Total/NA	Analysis	8260B		1	20 mL	20 mL	127216	07/11/12 03:16	LMH	TAL DEN
Total/NA	Prep	504.1			34.1 mL	35 mL	127902	07/16/12 13:16	KJH	TAL DEN
Total/NA	Analysis	504.1		1			128041	07/16/12 19:59	KJH	TAL DEN
Total Recoverable	Prep	3005A			50 mL	50 mL	126928	07/10/12 07:00	CLI	TAL DEN
Total Recoverable	Analysis	6010B		1			127238	07/10/12 16:12	HEB	TAL DEN
Total/NA	Prep	7470A			30 mL	30 mL	126838	07/10/12 11:45	BLR	TAL DEN
Total/NA	Analysis	7470A		1			127250	07/10/12 18:42	BLR	TAL DEN
Total Recoverable	Prep	3005A			50 mL	50 mL	126929	07/10/12 07:00	CLI	TAL DEN
Total Recoverable	Analysis	6020		1			127425	07/12/12 02:15	LRD	TAL DEN
Total Recoverable	Analysis	6020		1			127702	07/13/12 01:54	LRD	TAL DEN
Total/NA	Analysis	SM 2120B		1			126893	07/06/12 13:00	DA	TAL DEN
Total/NA	Analysis	SM 2540C		1	100 mL	100 mL	126949	07/09/12 08:13	TDTM	TAL DEN
Total/NA	Analysis	300.0		1	1.0 mL	1.0 mL	126974	07/06/12 15:16	EK	TAL DEN
Total/NA	Analysis	300.0		1	1.0 mL	1.0 mL	126975	07/06/12 15:16	EK	TAL DEN
Total/NA	Analysis	350.1		1	1.0 mL	1.0 mL	127015	07/09/12 13:08	BQW	TAL DEN
Total/NA	Analysis	Field Sampling		1			129042	07/05/12 13:01	FS	TAL DEN

Lab Chronicle

Client: Waste Management
Project/Site: FL26|Vista

TestAmerica Job ID: 280-30751-1

Client Sample ID: MW-3A

Lab Sample ID: 280-30751-5

Date Collected: 07/05/12 12:26
Matrix: Water
Date Received: 07/06/12 10:00

Prep Type	Batch Type	Batch Method	Run	Dil Factor	Initial Amount	Final Amount	Batch Number	Prepared or Analyzed	Analyst	Lab
Total/NA	Analysis	8260B		1	20 mL	20 mL	127216	07/11/12 03:37	LMH	TAL DEN
Total/NA	Prep	504.1			35.1 mL	35 mL	127902	07/16/12 13:16	KJH	TAL DEN
Total/NA	Analysis	504.1		1			128041	07/16/12 20:19	KJH	TAL DEN
Total Recoverable	Prep	3005A			50 mL	50 mL	126928	07/10/12 07:00	CLI	TAL DEN
Total Recoverable	Analysis	6010B		1			127238	07/10/12 16:15	HEB	TAL DEN
Total/NA	Prep	7470A			30 mL	30 mL	126838	07/10/12 11:45	BLR	TAL DEN
Total/NA	Analysis	7470A		1			127250	07/10/12 18:45	BLR	TAL DEN
Total Recoverable	Prep	3005A			50 mL	50 mL	126929	07/10/12 07:00	CLI	TAL DEN
Total Recoverable	Analysis	6020		1			127425	07/12/12 02:18	LRD	TAL DEN
Total Recoverable	Analysis	6020		1			127702	07/13/12 01:57	LRD	TAL DEN
Total/NA	Analysis	SM 2120B		1			126893	07/06/12 13:00	DA	TAL DEN
Total/NA	Analysis	SM 2540C		1	100 mL	100 mL	126949	07/09/12 08:13	TDTM	TAL DEN
Total/NA	Analysis	300.0		1	1.0 mL	1.0 mL	126974	07/06/12 15:32	EK	TAL DEN
Total/NA	Analysis	300.0		1	1.0 mL	1.0 mL	126975	07/06/12 15:32	EK	TAL DEN
Total/NA	Analysis	350.1		1	1.0 mL	1.0 mL	127015	07/09/12 13:22	BQW	TAL DEN
Total/NA	Analysis	Field Sampling		1			129042	07/05/12 12:26	FS	TAL DEN

Client Sample ID: MW-3B

Lab Sample ID: 280-30751-6

Date Collected: 07/05/12 11:56
Matrix: Water
Date Received: 07/06/12 10:00

Prep Type	Batch Type	Batch Method	Run	Dil Factor	Initial Amount	Final Amount	Batch Number	Prepared or Analyzed	Analyst	Lab
Total/NA	Analysis	8260B		1	20 mL	20 mL	127216	07/11/12 03:58	LMH	TAL DEN
Total/NA	Prep	504.1			35 mL	35 mL	127902	07/16/12 13:16	KJH	TAL DEN
Total/NA	Analysis	504.1		1			128041	07/16/12 20:38	KJH	TAL DEN
Total Recoverable	Prep	3005A			50 mL	50 mL	126928	07/10/12 07:00	CLI	TAL DEN
Total Recoverable	Analysis	6010B		1			127238	07/10/12 16:17	HEB	TAL DEN
Total/NA	Prep	7470A			30 mL	30 mL	126838	07/10/12 11:45	BLR	TAL DEN
Total/NA	Analysis	7470A		1			127250	07/10/12 18:47	BLR	TAL DEN
Total Recoverable	Prep	3005A			50 mL	50 mL	126929	07/10/12 07:00	CLI	TAL DEN
Total Recoverable	Analysis	6020		1			127425	07/12/12 02:21	LRD	TAL DEN
Total Recoverable	Analysis	6020		1			127702	07/13/12 02:00	LRD	TAL DEN
Total/NA	Analysis	SM 2120B		1			126893	07/06/12 13:00	DA	TAL DEN
Total/NA	Analysis	SM 2540C		1	100 mL	100 mL	126949	07/09/12 08:13	TDTM	TAL DEN
Total/NA	Analysis	300.0		1	1.0 mL	1.0 mL	126974	07/06/12 15:48	EK	TAL DEN
Total/NA	Analysis	300.0		1	1.0 mL	1.0 mL	126975	07/06/12 15:48	EK	TAL DEN
Total/NA	Analysis	350.1		1	1.0 mL	1.0 mL	127015	07/09/12 13:23	BQW	TAL DEN
Total/NA	Analysis	Field Sampling		1			129042	07/05/12 11:56	FS	TAL DEN

Lab Chronicle

Client: Waste Management
Project/Site: FL26|Vista

TestAmerica Job ID: 280-30751-1

Client Sample ID: MW-FL1

Lab Sample ID: 280-30751-7

Date Collected: 07/05/12 11:23
Matrix: Water
Date Received: 07/06/12 10:00

Prep Type	Batch Type	Batch Method	Run	Dil Factor	Initial Amount	Final Amount	Batch Number	Prepared or Analyzed	Analyst	Lab
Total/NA	Analysis	8260B		1	20 mL	20 mL	127216	07/11/12 04:19	LMH	TAL DEN
Total/NA	Prep	504.1			35.4 mL	35 mL	127902	07/16/12 13:16	KJH	TAL DEN
Total/NA	Analysis	504.1		1			128041	07/16/12 20:58	KJH	TAL DEN
Total Recoverable	Prep	3005A			50 mL	50 mL	126928	07/10/12 07:00	CLI	TAL DEN
Total Recoverable	Analysis	6010B		1			127238	07/10/12 16:20	HEB	TAL DEN
Total/NA	Prep	7470A			30 mL	30 mL	126838	07/10/12 11:45	BLR	TAL DEN
Total/NA	Analysis	7470A		1			127250	07/10/12 18:49	BLR	TAL DEN
Total Recoverable	Prep	3005A			50 mL	50 mL	126929	07/10/12 07:00	CLI	TAL DEN
Total Recoverable	Analysis	6020		1			127425	07/12/12 02:30	LRD	TAL DEN
Total Recoverable	Analysis	6020		1			127702	07/13/12 02:03	LRD	TAL DEN
Total/NA	Analysis	SM 2120B		1			126893	07/06/12 13:00	DA	TAL DEN
Total/NA	Analysis	SM 2540C		1	100 mL	100 mL	126949	07/09/12 08:13	TDTM	TAL DEN
Total/NA	Analysis	300.0		1	1.0 mL	1.0 mL	126974	07/06/12 16:35	EK	TAL DEN
Total/NA	Analysis	300.0		1	1.0 mL	1.0 mL	126975	07/06/12 16:35	EK	TAL DEN
Total/NA	Analysis	350.1		1	1.0 mL	1.0 mL	127015	07/09/12 13:25	BQW	TAL DEN
Total/NA	Analysis	Field Sampling		1			129042	07/05/12 11:23	FS	TAL DEN

Client Sample ID: MW-7A

Lab Sample ID: 280-30751-8

Date Collected: 07/05/12 10:45
Matrix: Water
Date Received: 07/06/12 10:00

Prep Type	Batch Type	Batch Method	Run	Dil Factor	Initial Amount	Final Amount	Batch Number	Prepared or Analyzed	Analyst	Lab
Total/NA	Analysis	8260B		1	20 mL	20 mL	127216	07/11/12 04:39	LMH	TAL DEN
Total/NA	Prep	504.1			34.9 mL	35 mL	127902	07/16/12 13:16	KJH	TAL DEN
Total/NA	Analysis	504.1		1			128041	07/16/12 21:18	KJH	TAL DEN
Total Recoverable	Prep	3005A			50 mL	50 mL	126928	07/10/12 07:00	CLI	TAL DEN
Total Recoverable	Analysis	6010B		1			127238	07/10/12 16:22	HEB	TAL DEN
Total/NA	Prep	7470A			30 mL	30 mL	126838	07/10/12 11:45	BLR	TAL DEN
Total/NA	Analysis	7470A		1			127250	07/10/12 18:52	BLR	TAL DEN
Total Recoverable	Prep	3005A			50 mL	50 mL	126929	07/10/12 07:00	CLI	TAL DEN
Total Recoverable	Analysis	6020		1			127425	07/12/12 02:32	LRD	TAL DEN
Total Recoverable	Analysis	6020		1			127702	07/13/12 02:11	LRD	TAL DEN
Total Recoverable	Analysis	6010B		1			128301	07/18/12 12:33	HEB	TAL DEN
Total/NA	Analysis	SM 2120B		1			126893	07/06/12 13:00	DA	TAL DEN
Total/NA	Analysis	SM 2540C		1	100 mL	100 mL	126949	07/09/12 08:13	TDTM	TAL DEN
Total/NA	Analysis	300.0		5	1.0 mL	1.0 mL	126974	07/06/12 18:26	EK	TAL DEN
Total/NA	Analysis	300.0		1	1.0 mL	1.0 mL	126975	07/06/12 16:51	EK	TAL DEN
Total/NA	Analysis	350.1		1	1.0 mL	1.0 mL	127015	07/09/12 13:26	BQW	TAL DEN
Total/NA	Analysis	Field Sampling		1			129042	07/05/12 10:45	FS	TAL DEN

Lab Chronicle

Client: Waste Management
Project/Site: FL26|Vista

TestAmerica Job ID: 280-30751-1

Client Sample ID: MW-7B

Lab Sample ID: 280-30751-9

Date Collected: 07/05/12 10:14
Matrix: Water
Date Received: 07/06/12 10:00

Prep Type	Batch Type	Batch Method	Run	Dil Factor	Initial Amount	Final Amount	Batch Number	Prepared or Analyzed	Analyst	Lab
Total/NA	Analysis	8260B		1	20 mL	20 mL	127216	07/11/12 05:00	LMH	TAL DEN
Total/NA	Prep	504.1			35.4 mL	35 mL	127902	07/16/12 13:16	KJH	TAL DEN
Total/NA	Analysis	504.1		1			128041	07/16/12 21:37	KJH	TAL DEN
Total Recoverable	Prep	3005A			50 mL	50 mL	126928	07/10/12 07:00	CLI	TAL DEN
Total Recoverable	Analysis	6010B		1			127238	07/10/12 16:25	HEB	TAL DEN
Total/NA	Prep	7470A			30 mL	30 mL	126838	07/10/12 11:45	BLR	TAL DEN
Total/NA	Analysis	7470A		1			127250	07/10/12 18:54	BLR	TAL DEN
Total Recoverable	Prep	3005A			50 mL	50 mL	126929	07/10/12 07:00	CLI	TAL DEN
Total Recoverable	Analysis	6020		1			127425	07/12/12 02:35	LRD	TAL DEN
Total Recoverable	Analysis	6020		1			127702	07/13/12 02:14	LRD	TAL DEN
Total/NA	Analysis	SM 2120B		1			126893	07/06/12 13:00	DA	TAL DEN
Total/NA	Analysis	SM 2540C		1	100 mL	100 mL	126949	07/09/12 08:13	TDTM	TAL DEN
Total/NA	Analysis	300.0		1	1.0 mL	1.0 mL	126974	07/06/12 17:07	EK	TAL DEN
Total/NA	Analysis	300.0		1	1.0 mL	1.0 mL	126975	07/06/12 17:07	EK	TAL DEN
Total/NA	Analysis	350.1		1	1.0 mL	1.0 mL	127015	07/09/12 13:28	BQW	TAL DEN
Total/NA	Analysis	Field Sampling		1			129042	07/05/12 10:14	FS	TAL DEN

Client Sample ID: MW-1A

Lab Sample ID: 280-30751-10

Date Collected: 07/05/12 09:06
Matrix: Water
Date Received: 07/06/12 10:00

Prep Type	Batch Type	Batch Method	Run	Dil Factor	Initial Amount	Final Amount	Batch Number	Prepared or Analyzed	Analyst	Lab
Total/NA	Analysis	8260B		1	20 mL	20 mL	127216	07/11/12 05:20	LMH	TAL DEN
Total/NA	Prep	504.1			34.6 mL	35 mL	127902	07/16/12 13:16	KJH	TAL DEN
Total/NA	Analysis	504.1		1			128041	07/16/12 21:57	KJH	TAL DEN
Total Recoverable	Prep	3005A			50 mL	50 mL	126928	07/10/12 07:00	CLI	TAL DEN
Total Recoverable	Analysis	6010B		1			127238	07/10/12 16:28	HEB	TAL DEN
Total/NA	Prep	7470A			30 mL	30 mL	126838	07/10/12 11:45	BLR	TAL DEN
Total/NA	Analysis	7470A		1			127250	07/10/12 18:56	BLR	TAL DEN
Total Recoverable	Prep	3005A			50 mL	50 mL	126929	07/10/12 07:00	CLI	TAL DEN
Total Recoverable	Analysis	6020		1			127425	07/12/12 02:38	LRD	TAL DEN
Total Recoverable	Analysis	6020		1			127702	07/13/12 02:17	LRD	TAL DEN
Total/NA	Analysis	SM 2120B		1			126893	07/06/12 13:00	DA	TAL DEN
Total/NA	Analysis	300.0		5	1.0 mL	1.0 mL	126900	07/07/12 11:22	JCB	TAL DEN
Total/NA	Analysis	SM 2540C		1	100 mL	100 mL	126949	07/09/12 08:13	TDTM	TAL DEN
Total/NA	Analysis	300.0		1	1.0 mL	1.0 mL	126975	07/06/12 17:22	EK	TAL DEN
Total/NA	Analysis	350.1		1	1.0 mL	1.0 mL	127015	07/09/12 13:29	BQW	TAL DEN
Total/NA	Analysis	Field Sampling		1			129042	07/05/12 09:06	FS	TAL DEN

Lab Chronicle

Client: Waste Management
Project/Site: FL26|Vista

TestAmerica Job ID: 280-30751-1

Client Sample ID: MW-1B

Lab Sample ID: 280-30751-11

Date Collected: 07/05/12 09:39
Matrix: Water
Date Received: 07/06/12 10:00

Prep Type	Batch Type	Batch Method	Run	Dil Factor	Initial Amount	Final Amount	Batch Number	Prepared or Analyzed	Analyst	Lab
Total/NA	Analysis	8260B		1	20 mL	20 mL	127216	07/11/12 05:41	LMH	TAL DEN
Total/NA	Prep	504.1			34.9 mL	35 mL	127904	07/16/12 13:19	KJH	TAL DEN
Total/NA	Analysis	504.1		1			128041	07/16/12 23:56	KJH	TAL DEN
Total Recoverable	Prep	3005A			50 mL	50 mL	126928	07/10/12 07:00	CLI	TAL DEN
Total Recoverable	Analysis	6010B		1			127238	07/10/12 16:30	HEB	TAL DEN
Total/NA	Prep	7470A			30 mL	30 mL	126838	07/10/12 11:45	BLR	TAL DEN
Total/NA	Analysis	7470A		1			127250	07/10/12 19:03	BLR	TAL DEN
Total Recoverable	Prep	3005A			50 mL	50 mL	126929	07/10/12 07:00	CLI	TAL DEN
Total Recoverable	Analysis	6020		1			127425	07/12/12 02:41	LRD	TAL DEN
Total Recoverable	Analysis	6020		1			127702	07/13/12 02:20	LRD	TAL DEN
Total/NA	Analysis	SM 2120B		1			126893	07/06/12 13:00	DA	TAL DEN
Total/NA	Analysis	SM 2540C		1	100 mL	100 mL	126949	07/09/12 08:13	TDTM	TAL DEN
Total/NA	Analysis	300.0		1	1.0 mL	1.0 mL	126974	07/06/12 17:38	EK	TAL DEN
Total/NA	Analysis	300.0		1	1.0 mL	1.0 mL	126975	07/06/12 17:38	EK	TAL DEN
Total/NA	Analysis	350.1		1	1.0 mL	1.0 mL	127015	07/09/12 13:31	BQW	TAL DEN
Total/NA	Analysis	Field Sampling		1			129042	07/05/12 09:39	FS	TAL DEN

Client Sample ID: MW-FL3

Lab Sample ID: 280-30751-12

Date Collected: 07/05/12 08:27
Matrix: Water
Date Received: 07/06/12 10:00

Prep Type	Batch Type	Batch Method	Run	Dil Factor	Initial Amount	Final Amount	Batch Number	Prepared or Analyzed	Analyst	Lab
Total/NA	Analysis	8260B		1	20 mL	20 mL	127216	07/11/12 06:02	LMH	TAL DEN
Total/NA	Prep	504.1			34.6 mL	35 mL	127904	07/16/12 13:19	KJH	TAL DEN
Total/NA	Analysis	504.1		1			128041	07/17/12 00:15	KJH	TAL DEN
Total Recoverable	Prep	3005A			50 mL	50 mL	126928	07/10/12 07:00	CLI	TAL DEN
Total Recoverable	Analysis	6010B		1			127238	07/10/12 16:33	HEB	TAL DEN
Total/NA	Prep	7470A			30 mL	30 mL	126838	07/10/12 11:45	BLR	TAL DEN
Total/NA	Analysis	7470A		1			127250	07/10/12 19:06	BLR	TAL DEN
Total Recoverable	Prep	3005A			50 mL	50 mL	126929	07/10/12 07:00	CLI	TAL DEN
Total Recoverable	Analysis	6020		1			127425	07/12/12 02:44	LRD	TAL DEN
Total Recoverable	Analysis	6020		1			127702	07/13/12 02:23	LRD	TAL DEN
Total/NA	Analysis	SM 2120B		1			126893	07/06/12 13:00	DA	TAL DEN
Total/NA	Analysis	SM 2540C		1	100 mL	100 mL	126949	07/09/12 08:13	TDTM	TAL DEN
Total/NA	Analysis	300.0		1	1.0 mL	1.0 mL	126974	07/06/12 17:54	EK	TAL DEN
Total/NA	Analysis	300.0		1	1.0 mL	1.0 mL	126975	07/06/12 17:54	EK	TAL DEN
Total/NA	Analysis	350.1		1	1.0 mL	1.0 mL	127015	07/09/12 13:32	BQW	TAL DEN
Total/NA	Analysis	Field Sampling		1			129042	07/05/12 09:27	FS	TAL DEN

Client Sample ID: TRIP BLANK

Lab Sample ID: 280-30751-13

Date Collected: 07/05/12 08:27

Matrix: Water

Date Received: 07/06/12 10:00

Prep Type	Batch Type	Batch Method	Run	Dil Factor	Initial Amount	Final Amount	Batch Number	Prepared or Analyzed	Analyst	Lab
Total/NA	Analysis	8260B		1	20 mL	20 mL	127766	07/12/12 21:00	SAT	TAL DEN

Client Sample ID: MW-6AR

Lab Sample ID: 280-30779-1

Date Collected: 07/06/12 10:06

Matrix: Water

Date Received: 07/07/12 08:45

Prep Type	Batch Type	Batch Method	Run	Dil Factor	Initial Amount	Final Amount	Batch Number	Prepared or Analyzed	Analyst	Lab
Total/NA	Analysis	8260B		1	20 mL	20 mL	127840	07/16/12 15:08	HS	TAL DEN
Total/NA	Prep	504.1			34.7 mL	35 mL	127904	07/16/12 13:19	KJH	TAL DEN
Total/NA	Analysis	504.1		1			128041	07/17/12 00:35	KJH	TAL DEN
Total Recoverable	Prep	3005A			50 mL	50 mL	126927	07/10/12 07:00	CLI	TAL DEN
Total Recoverable	Analysis	6010B		1			127238	07/10/12 17:19	HEB	TAL DEN
Total/NA	Prep	7470A			30 mL	30 mL	127098	07/10/12 11:45	BLR	TAL DEN
Total/NA	Analysis	7470A		1			127250	07/10/12 16:26	BLR	TAL DEN
Total Recoverable	Prep	3005A			50 mL	50 mL	126929	07/10/12 07:00	CLI	TAL DEN
Total Recoverable	Analysis	6020		1			127425	07/12/12 02:47	LRD	TAL DEN
Total Recoverable	Analysis	6020		1			127702	07/13/12 02:26	LRD	TAL DEN
Total/NA	Analysis	SM 2120B		1			126892	07/07/12 14:23	DA	TAL DEN
Total/NA	Analysis	300.0		5	1.0 mL	1.0 mL	126900	07/07/12 15:32	JCB	TAL DEN
Total/NA	Analysis	300.0		1	1.0 mL	1.0 mL	126901	07/07/12 12:23	JCB	TAL DEN
Total/NA	Analysis	350.1		1	1.0 mL	1.0 mL	127015	07/09/12 13:35	BQW	TAL DEN
Total/NA	Analysis	SM 2540C		1	100 mL	100 mL	127120	07/10/12 10:26	TDTM	TAL DEN
Total/NA	Analysis	Field Sampling		1			129045	07/06/12 10:06	FS	TAL DEN

Client Sample ID: Equipment Blank

Lab Sample ID: 280-30779-2

Date Collected: 07/06/12 10:03

Matrix: Water

Date Received: 07/07/12 08:45

Prep Type	Batch Type	Batch Method	Run	Dil Factor	Initial Amount	Final Amount	Batch Number	Prepared or Analyzed	Analyst	Lab
Total Recoverable	Prep	3005A			50 mL	50 mL	126927	07/10/12 07:00	CLI	TAL DEN
Total Recoverable	Analysis	6010B		1			127238	07/10/12 17:22	HEB	TAL DEN
Total/NA	Prep	7470A			30 mL	30 mL	127098	07/10/12 11:45	BLR	TAL DEN
Total/NA	Analysis	7470A		1			127250	07/10/12 16:35	BLR	TAL DEN
Total Recoverable	Prep	3005A			50 mL	50 mL	126929	07/10/12 07:00	CLI	TAL DEN
Total Recoverable	Analysis	6020		1			127425	07/12/12 02:50	LRD	TAL DEN
Total Recoverable	Analysis	6020		1			127702	07/13/12 02:29	LRD	TAL DEN
Total/NA	Analysis	SM 2120B		1			126892	07/07/12 14:23	DA	TAL DEN
Total/NA	Analysis	300.0		1	1.0 mL	1.0 mL	126900	07/07/12 13:26	JCB	TAL DEN
Total/NA	Analysis	300.0		1	1.0 mL	1.0 mL	126901	07/07/12 13:26	JCB	TAL DEN
Total/NA	Analysis	350.1		1	1.0 mL	1.0 mL	127015	07/09/12 13:46	BQW	TAL DEN
Total/NA	Analysis	SM 2540C		1	100 mL	100 mL	127120	07/10/12 10:26	TDTM	TAL DEN
Total/NA	Analysis	Field Sampling		1			129045	07/06/12 10:03	FS	TAL DEN

Client Sample ID: MW-6BR

Lab Sample ID: 280-30779-3

Date Collected: 07/06/12 09:30

Matrix: Water

Date Received: 07/07/12 08:45

Prep Type	Batch Type	Batch Method	Run	Dil Factor	Initial Amount	Final Amount	Batch Number	Prepared or Analyzed	Analyst	Lab
Total/NA	Analysis	8260B		1	20 mL	20 mL	127840	07/16/12 15:27	HS	TAL DEN
Total/NA	Prep	504.1			34.9 mL	35 mL	127904	07/16/12 13:19	KJH	TAL DEN
Total/NA	Analysis	504.1		1			128041	07/17/12 00:55	KJH	TAL DEN
Total Recoverable	Prep	3005A			50 mL	50 mL	126927	07/10/12 07:00	CLI	TAL DEN
Total Recoverable	Analysis	6010B		1			127238	07/10/12 17:24	HEB	TAL DEN
Total/NA	Prep	7470A			30 mL	30 mL	127098	07/10/12 11:45	BLR	TAL DEN
Total/NA	Analysis	7470A		1			127250	07/10/12 16:38	BLR	TAL DEN
Total Recoverable	Prep	3005A			50 mL	50 mL	126929	07/10/12 07:00	CLI	TAL DEN
Total Recoverable	Analysis	6020		1			127425	07/12/12 02:59	LRD	TAL DEN
Total Recoverable	Analysis	6020		1			127702	07/13/12 02:32	LRD	TAL DEN
Total/NA	Analysis	SM 2120B		1			126892	07/07/12 14:23	DA	TAL DEN
Total/NA	Analysis	300.0		1	1.0 mL	1.0 mL	126900	07/07/12 13:42	JCB	TAL DEN
Total/NA	Analysis	300.0		1	1.0 mL	1.0 mL	126901	07/07/12 13:42	JCB	TAL DEN
Total/NA	Analysis	350.1		1	1.0 mL	1.0 mL	127015	07/09/12 13:47	BQW	TAL DEN
Total/NA	Analysis	SM 2540C		1	100 mL	100 mL	127120	07/10/12 10:26	TDTM	TAL DEN
Total/NA	Analysis	Field Sampling		1			129045	07/06/12 09:30	FS	TAL DEN

Client Sample ID: MW-FL2R

Lab Sample ID: 280-30779-4

Date Collected: 07/06/12 08:56

Matrix: Water

Date Received: 07/07/12 08:45

Prep Type	Batch Type	Batch Method	Run	Dil Factor	Initial Amount	Final Amount	Batch Number	Prepared or Analyzed	Analyst	Lab
Total/NA	Analysis	8260B		1	20 mL	20 mL	127840	07/16/12 15:45	HS	TAL DEN
Total/NA	Prep	504.1			35.2 mL	35 mL	127904	07/16/12 13:19	KJH	TAL DEN
Total/NA	Analysis	504.1		1			128041	07/17/12 01:14	KJH	TAL DEN
Total Recoverable	Prep	3005A			50 mL	50 mL	126927	07/10/12 07:00	CLI	TAL DEN
Total Recoverable	Analysis	6010B		1			127238	07/10/12 17:27	HEB	TAL DEN
Total/NA	Prep	7470A			30 mL	30 mL	127098	07/10/12 11:45	BLR	TAL DEN
Total/NA	Analysis	7470A		1			127250	07/10/12 16:40	BLR	TAL DEN
Total Recoverable	Prep	3005A			50 mL	50 mL	126929	07/10/12 07:00	CLI	TAL DEN
Total Recoverable	Analysis	6020		1			127425	07/12/12 03:02	LRD	TAL DEN
Total Recoverable	Analysis	6020		1			127702	07/13/12 02:41	LRD	TAL DEN
Total/NA	Analysis	SM 2120B		1			126892	07/07/12 14:23	DA	TAL DEN
Total/NA	Analysis	300.0		1	1.0 mL	1.0 mL	126900	07/07/12 13:57	JCB	TAL DEN
Total/NA	Analysis	300.0		1	1.0 mL	1.0 mL	126901	07/07/12 13:57	JCB	TAL DEN
Total/NA	Analysis	350.1		1	1.0 mL	1.0 mL	127015	07/09/12 13:49	BQW	TAL DEN
Total/NA	Analysis	SM 2540C		1	100 mL	100 mL	127120	07/10/12 10:26	TDTM	TAL DEN
Total/NA	Analysis	Field Sampling		1			129045	07/06/12 09:56	FS	TAL DEN

Client Sample ID: MW-2B

Lab Sample ID: 280-30779-5

Date Collected: 07/06/12 08:17

Matrix: Water

Date Received: 07/07/12 08:45

Prep Type	Batch Type	Batch Method	Run	Dil Factor	Initial Amount	Final Amount	Batch Number	Prepared or Analyzed	Analyst	Lab
Total/NA	Analysis	8260B		1	20 mL	20 mL	127840	07/16/12 16:04	HS	TAL DEN
Total/NA	Prep	504.1			34.7 mL	35 mL	127904	07/16/12 13:19	KJH	TAL DEN
Total/NA	Analysis	504.1		1			128041	07/17/12 01:53	KJH	TAL DEN
Total Recoverable	Prep	3005A			50 mL	50 mL	126927	07/10/12 07:00	CLI	TAL DEN
Total Recoverable	Analysis	6010B		1			127238	07/10/12 17:30	HEB	TAL DEN
Total/NA	Prep	7470A			30 mL	30 mL	127098	07/10/12 11:45	BLR	TAL DEN
Total/NA	Analysis	7470A		1			127250	07/10/12 16:42	BLR	TAL DEN
Total Recoverable	Prep	3005A			50 mL	50 mL	126929	07/10/12 07:00	CLI	TAL DEN
Total Recoverable	Analysis	6020		1			127425	07/12/12 03:05	LRD	TAL DEN
Total Recoverable	Analysis	6020		1			127702	07/13/12 02:44	LRD	TAL DEN
Total/NA	Analysis	SM 2120B		1			126892	07/07/12 14:23	DA	TAL DEN
Total/NA	Analysis	300.0		1	1.0 mL	1.0 mL	126900	07/07/12 14:13	JCB	TAL DEN
Total/NA	Analysis	300.0		1	1.0 mL	1.0 mL	126901	07/07/12 14:13	JCB	TAL DEN
Total/NA	Analysis	350.1		1	1.0 mL	1.0 mL	127015	07/09/12 13:50	BQW	TAL DEN
Total/NA	Analysis	SM 2540C		1	100 mL	100 mL	127120	07/10/12 10:26	TDTM	TAL DEN
Total/NA	Analysis	Field Sampling		1			129045	07/06/12 08:17	FS	TAL DEN

Client Sample ID: MW-8R

Lab Sample ID: 280-30779-6

Date Collected: 07/06/12 07:40

Matrix: Water

Date Received: 07/07/12 08:45

Prep Type	Batch Type	Batch Method	Run	Dil Factor	Initial Amount	Final Amount	Batch Number	Prepared or Analyzed	Analyst	Lab
Total/NA	Analysis	8260B		1	20 mL	20 mL	127840	07/16/12 16:23	HS	TAL DEN
Total/NA	Prep	504.1			35.3 mL	35 mL	127904	07/16/12 13:19	KJH	TAL DEN
Total/NA	Analysis	504.1		1			128041	07/17/12 02:13	KJH	TAL DEN
Total Recoverable	Prep	3005A			50 mL	50 mL	126927	07/10/12 07:00	CLI	TAL DEN
Total Recoverable	Analysis	6010B		1			127238	07/10/12 17:32	HEB	TAL DEN
Total/NA	Prep	7470A			30 mL	30 mL	127098	07/10/12 11:45	BLR	TAL DEN
Total/NA	Analysis	7470A		1			127250	07/10/12 16:49	BLR	TAL DEN
Total Recoverable	Prep	3005A			50 mL	50 mL	126929	07/10/12 07:00	CLI	TAL DEN
Total Recoverable	Analysis	6020		1			127425	07/12/12 03:08	LRD	TAL DEN
Total Recoverable	Analysis	6020		1			127702	07/13/12 02:47	LRD	TAL DEN
Total/NA	Analysis	SM 2120B		1			126892	07/07/12 14:23	DA	TAL DEN
Total/NA	Analysis	300.0		1	1.0 mL	1.0 mL	126900	07/07/12 15:01	JCB	TAL DEN
Total/NA	Analysis	300.0		1	1.0 mL	1.0 mL	126901	07/07/12 15:01	JCB	TAL DEN
Total/NA	Analysis	350.1		1	1.0 mL	1.0 mL	127015	07/09/12 13:52	BQW	TAL DEN
Total/NA	Analysis	SM 2540C		1	100 mL	100 mL	127120	07/10/12 10:26	TDTM	TAL DEN
Total/NA	Analysis	Field Sampling		1			129045	07/06/12 07:40	FS	TAL DEN

Lab Chronicle

Client: Waste Management
Project/Site: FL26|Vista

TestAmerica Job ID: 280-30751-1

Client Sample ID: TRIP BLANK1

Lab Sample ID: 280-30779-7

Date Collected: 07/06/12 07:40

Matrix: Water

Date Received: 07/07/12 08:45

Prep Type	Batch Type	Batch Method	Run	Dil Factor	Initial Amount	Final Amount	Batch Number	Prepared or Analyzed	Analyst	Lab
Total/NA	Analysis	8260B		1	20 mL	20 mL	127840	07/16/12 16:41	HS	TAL DEN

Laboratory References:

TAL DEN = TestAmerica Denver, 4955 Yarrow Street, Arvada, CO 80002, TEL (303)736-0100

TestAmerica
THE LEADER IN ENVIRONMENTAL TESTING

TestAmerica Laboratories, Inc.

ANALYTICAL REPORT

PROJECT NO. 280-30751-1

Radiological Testing

Lot #: F2G100428

Danielle Harrington

TestAmerica Denver
4955 Yarrow Street
Arvada, CO 80002

TESTAMERICA LABORATORIES, INC.

Lynn Fussner
Project Manager

July 25, 2012

13715 Rider Trail North Earth City, MO 63045 **tel** 314.298.8566 **fax** 314.298.8757 **www.testamericainc.com**

Case Narrative
LOT NUMBER: F2G100428

This report contains the analytical results for the 18 samples received under chain of custody by TestAmerica St. Louis on July 10, 2012. These samples are associated with your Radiological Testing project.

The analytical results included in this report meet all applicable quality control procedure requirements.

The test results in this report meet all NELAP requirements for parameters in which accreditations are held by TestAmerica St. Louis. Any exceptions to NELAP requirements are noted in the case narrative. **TestAmerica St. Louis' Florida certification number is E87689.** The case narrative is an integral part of this report.

This report shall not be reproduced, except in full, without the written approval of the laboratory.

All chemical analysis results are based upon sample as received, wet weight, unless noted otherwise. All radiochemistry results are based upon sample as dried and ground with the exception of tritium, unless requested wet weight by the client.

Observations/Nonconformances
Reference the chain of custody and condition upon receipt report for any variations on receipt conditions and temperature of samples on receipt.

There were no nonconformances or observations noted with any analysis on this lot.

METHODS SUMMARY

F2G100428

PARAMETER	ANALYTICAL METHOD	PREPARATION METHOD
Gross Alpha/Beta by GFPC	SW846 9310 MOD	

References:

SW846 "Test Methods for Evaluating Solid Waste, Physical/Chemical Methods", Third Edition, November 1986 and its updates.

SAMPLE SUMMARY

F2G100428

WO #	SAMPLE#	CLIENT SAMPLE ID	SAMPLED DATE	SAMP TIME
MVHVA	001	MW-5A (280-30751-1)	07/05/12	14:39
MVHVF	002	MW-5B (280-30751-2)	07/05/12	14:09
MVHVH	003	MW-4A (280-30751-3)	07/05/12	13:33
MVHVK	004	MW-4B (280-30751-4)	07/05/12	13:01
MVHVL	005	MW-3A (280-30751-5)	07/05/12	12:26
MVHVM	006	MW-3B (280-30751-6)	07/05/12	11:56
MVHVN	007	MW-FL1 (280-30751-7)	07/05/12	11:23
MVHVP	008	MW-7A (280-30751-8)	07/05/12	10:45
MVHVQ	009	MW-7B (280-30751-9)	07/05/12	10:14
MVHVR	010	MW-1A (280-30751-10)	07/05/12	09:06
MVHVT	011	MW-1B (280-30751-11)	07/05/12	09:39
MVHVV	012	MW-FL3 (280-30751-12)	07/05/12	08:27
MVHVW	013	MW-6AR (280-30779-1)	07/06/12	10:06
MVHVX	014	EQUIPMENT BLANK (280-30799-2)	07/06/12	10:03
MVHV0	015	MW-6BR (280-30799-3)	07/06/12	09:30
MVHV1	016	MW-FL2R (280-30799-4)	07/06/12	08:56
MVHV2	017	MW-2B (280-30799-5)	07/06/12	08:17
MVHV3	018	MW-8R (280-30799-6)	07/06/12	07:40

NOTE(S):

- The analytical results of the samples listed above are presented on the following pages.
- All calculations are performed before rounding to avoid round-off errors in calculated results.
- Results noted as "ND" were not detected at or above the stated limit.
- This report must not be reproduced, except in full, without the written approval of the laboratory.
- Results for the following parameters are never reported on a dry weight basis: color, corrosivity, density, flashpoint, ignitability, layers, odor, paint filter test, pH, porosity pressure, reactivity, redox potential, specific gravity, spot tests, solids, solubility, temperature, viscosity, and weight.

TestAmerica Denver

Client Sample ID: MW-5A (280-30751-1)

Radiochemistry

Lab Sample ID: F2G100428-001
Work Order: MVHVA
Matrix: WATER

Date Collected: 07/05/12 1439
Date Received: 07/10/12 0910

Parameter	Result	Qual	Total Uncert. (2 σ+/-)	*	RL	mdc	Prep Date	Analysis Date
GROSS A/B BY GFPC SW846 9310 MOD				pCi/L			Batch # 2192102	Yld %
Gross Alpha	6.2		1.6		3.0	0.9	07/11/12	07/11/12
Gross Beta	2.77		0.98		4.00	1.2	07/11/12	07/11/12

NOTE(S)

Data are incomplete without the case narrative.

MDC is determined by instrument performance only.
Bold results are greater than the MDC.

TestAmerica Denver

Client Sample ID: MW-5A (280-30751-1) DUP

Radiochemistry

Lab Sample ID: F2G100428-001X
Work Order: MVHVA
Matrix: WATER

Date Collected: 07/05/12 1439
Date Received: 07/10/12 0910

Parameter	Result	Qual	Total Uncert. (2 σ+/-)	RL	mdc	Prep Date	Analysis Date
GROSS A/B BY GFPC SW846 9310 MOD			pCi/L		Batch # 2192102		Yld %
Gross Alpha	5.8		1.5	3.0	1	07/11/12	07/11/12
Gross Beta	2.95		0.98	4.00	1.2	07/11/12	07/11/12

NOTE(S)

Data are incomplete without the case narrative.

MDC is determined by instrument performance only.
Bold results are greater than the MDC.

TestAmerica Denver

Client Sample ID: MW-5B (280-30751-2)

Radiochemistry

Lab Sample ID: F2G100428-002
Work Order: MVHVF
Matrix: WATER

Date Collected: 07/05/12 1409
Date Received: 07/10/12 0910

Parameter	Result	Qual	Total Uncert. (2 σ+/-)	RL	mdc	Prep Date	Analysis Date
GROSS A/B BY GFPC SW846 9310 MOD				pCi/L		Batch # 2192102	Yld %
Gross Alpha	12.1		2.8	3.0	1.5	07/11/12	07/11/12
Gross Beta	6.5		1.4	4.0	1.3	07/11/12	07/11/12

NOTE(S)

Data are incomplete without the case narrative.

MDC is determined by instrument performance only.
Bold results are greater than the MDC.

TestAmerica Denver

Client Sample ID: MW-4A (280-30751-3)

Radiochemistry

Lab Sample ID: F2G100428-003
Work Order: MVHVH
Matrix: WATER

Date Collected: 07/05/12 1333
Date Received: 07/10/12 0910

Parameter	Result	Qual	Total Uncert. (2 σ+/-)	RL	mdc	Prep Date	Analysis Date
GROSS A/B BY GFPC SW846 9310 MOD				pCi/L		Batch # 2192102	Yld %
Gross Alpha	0.09	U	0.57	3.00	1.1	07/11/12	07/11/12
Gross Beta	**0.99**		**0.64**	4.00	**0.95**	**07/11/12**	**07/11/12**

NOTE(S)

Data are incomplete without the case narrative.

MDC is determined by instrument performance only.
Bold results are greater than the MDC.
U Result is less than the sample detection limit.

TestAmerica Denver

Client Sample ID: MW-4B (280-30751-4)

Radiochemistry

Lab Sample ID: F2G100428-004
Work Order: MVHVK
Matrix: WATER

Date Collected: 07/05/12 1301
Date Received: 07/10/12 0910

Parameter	Result	Qual	Total Uncert. (2 σ+/-)	RL	mdc	Prep Date	Analysis Date
GROSS A/B BY GFPC SW846 9310 MOD				**pCi/L**	**Batch # 2192102**		**Yld %**
Gross Alpha	0.18	U	0.53	3.00	0.96	07/11/12	07/11/12
Gross Beta	0.68	U	0.56	4.00	0.86	07/11/12	07/11/12

NOTE(S)

Data are incomplete without the case narrative.

MDC is determined by instrument performance only.
Bold results are greater than the MDC.
U Result is less than the sample detection limit.

TestAmerica Denver

Client Sample ID: MW-3A (280-30751-5)

Radiochemistry

Lab Sample ID: F2G100428-005
Work Order: MVHVL
Matrix: WATER

Date Collected: 07/05/12 1226
Date Received: 07/10/12 0910

Parameter	Result	Qual	Total Uncert. (2 σ+/-)	RL	mdc	Prep Date	Analysis Date
GROSS A/B BY GFPC SW846 9310 MOD				pCi/L		Batch # 2192102	Yld %
Gross Alpha	10.6		2.3	3.0	1.3	07/11/12	07/11/12
Gross Beta	11.8		1.8	4.0	1.2	07/11/12	07/11/12

NOTE(S)

Data are incomplete without the case narrative.

MDC is determined by instrument performance only.
Bold results are greater than the MDC.

TestAmerica Denver

Client Sample ID: MW-3B (280-30751-6)

Radiochemistry

Lab Sample ID: F2G100428-006
Work Order: MVHVM
Matrix: WATER

Date Collected: 07/05/12 1156
Date Received: 07/10/12 0910

Parameter	Result	Qual	Total Uncert. (2 σ+/-)	RL	mdc	Prep Date	Analysis Date
GROSS A/B BY GFPC SW846 9310 MOD			pCi/L		Batch # 2192102		Yld %
Gross Alpha	6.1		1.8	3.0	1.5	07/11/12	07/11/12
Gross Beta	2.38		0.90	4.00	1.1	07/11/12	07/11/12

NOTE(S)

Data are incomplete without the case narrative.

MDC is determined by instrument performance only.
Bold results are greater than the MDC.

TestAmerica Denver

Client Sample ID: MW-FL1 (280-30751-7)

Radiochemistry

Lab Sample ID: F2G100428-007
Work Order: MVHVN
Matrix: WATER

Date Collected: 07/05/12 1123
Date Received: 07/10/12 0910

Parameter	Result	Qual	Total Uncert. (2 σ+/-)	RL	mdc	Prep Date	Analysis Date
GROSS A/B BY GFPC SW846 9310 MOD			pCi/L		Batch # 2192102		Yld %
Gross Alpha	5.7		2.3	3.0	2.4	07/11/12	07/11/12
Gross Beta	2.54		0.93	4.00	1.2	07/11/12	07/11/12

NOTE(S)

Data are incomplete without the case narrative.

MDC is determined by instrument performance only.
Bold results are greater than the MDC.

TestAmerica Denver

Client Sample ID: MW-7A (280-30751-8)

Radiochemistry

Lab Sample ID: F2G100428-008
Work Order: MVHVP
Matrix: WATER

Date Collected: 07/05/12 1045
Date Received: 07/10/12 0910

Parameter	Result	Qual	Total Uncert. (2 σ+/-)	RL	mdc	Prep Date	Analysis Date
GROSS A/B BY GFPC SW846 9310 MOD				pCi/L		Batch # 2192102	Yld %
Gross Alpha	3.7		1.7	3.0	1.8	07/11/12	07/11/12
Gross Beta	2.22		0.90	4.00	1.2	07/11/12	07/11/12

NOTE(S)

Data are incomplete without the case narrative.

MDC is determined by instrument performance only.
Bold results are greater than the MDC.

TestAmerica Denver

Client Sample ID: MW-7B (280-30751-9)

Radiochemistry

Lab Sample ID: F2G100428-009
Work Order: MVHVQ
Matrix: WATER

Date Collected: 07/05/12 1014
Date Received: 07/10/12 0910

Parameter	Result	Qual	Total Uncert. (2 σ+/-)	RL	mdc	Prep Date	Analysis Date
GROSS A/B BY GFPC SW846 9310 MOD				pCi/L		Batch # 2192102	Yld %
Gross Alpha	3.2		1.3	3.0	1.4	07/11/12	07/11/12
Gross Beta	1.42		0.81	4.00	1.1	07/11/12	07/11/12

NOTE(S)

Data are incomplete without the case narrative.

MDC is determined by instrument performance only.
Bold results are greater than the MDC.

TestAmerica Denver

Client Sample ID: MW-1A (280-30751-10)

Radiochemistry

Lab Sample ID: F2G100428-010
Work Order: MVHVR
Matrix: WATER

Date Collected: 07/05/12 0906
Date Received: 07/10/12 0910

Parameter	Result	Qual	Total Uncert. (2 σ+/-)	RL	mdc	Prep Date	Analysis Date
GROSS A/B BY GFPC SW846 9310 MOD				**pCi/L**		**Batch # 2192102**	**Yld %**
Gross Alpha	2.5	U	1.8	3.0	2.7	07/11/12	07/11/12
Gross Beta	**2.48**		**0.92**	4.00	**1.2**	**07/11/12**	**07/11/12**

NOTE(S)

Data are incomplete without the case narrative.

MDC is determined by instrument performance only.
Bold results are greater than the MDC.

U Result is less than the sample detection limit.

TestAmerica Denver

Client Sample ID: MW-1B (280-30751-11)

Radiochemistry

Lab Sample ID: F2G100428-011
Work Order: MVHVT
Matrix: WATER

Date Collected: 07/05/12 0939
Date Received: 07/10/12 0910

Parameter	Result	Qual	Total Uncert. (2 σ+/-)	RL	mdc	Prep Date	Analysis Date
GROSS A/B BY GFPC SW846 9310 MOD			pCi/L		Batch # 2192102		Yld %
Gross Alpha	4.1		1.6	3.0	1.6	07/11/12	07/11/12
Gross Beta	2.68		0.92	4.00	1.1	07/11/12	07/11/12

NOTE(S)

Data are incomplete without the case narrative.

MDC is determined by instrument performance only.
Bold results are greater than the MDC.

TestAmerica Denver

Client Sample ID: MW-FL3 (280-30751-12)

Radiochemistry

Lab Sample ID: F2G100428-012
Work Order: MVHVV
Matrix: WATER

Date Collected: 07/05/12 0827
Date Received: 07/10/12 0910

Parameter	Result	Qual	Total Uncert. (2 σ+/-)	RL	mdc	Prep Date	Analysis Date
GROSS A/B BY GFPC SW846 9310 MOD				pCi/L		Batch # 2192102	Yld %
Gross Alpha	4.1		2.0	3.0	2.4	07/11/12	07/11/12
Gross Beta	1.14		0.78	4.00	1.1	07/11/12	07/11/12

NOTE(S)

Data are incomplete without the case narrative.

MDC is determined by instrument performance only.
Bold results are greater than the MDC.

TestAmerica Denver

Client Sample ID: MW-6AR (280-30779-1)

Radiochemistry

Lab Sample ID: F2G100428-013
Work Order: MVHVW
Matrix: WATER

Date Collected: 07/06/12 1006
Date Received: 07/10/12 0910

Parameter	Result	Qual	Total Uncert. (2 σ+/-)	RL	mdc	Prep Date	Analysis Date
GROSS A/B BY GFPC SW846 9310 MOD				pCi/L		Batch # 2192102	Yld %
Gross Alpha	3.3		1.4	3.0	1.6	07/11/12	07/11/12
Gross Beta	2.07		0.85	4.00	1.1	07/11/12	07/11/12

NOTE(S)

Data are incomplete without the case narrative.

MDC is determined by instrument performance only.
Bold results are greater than the MDC.

TestAmerica Denver

Client Sample ID: EQUIPMENT BLANK (280-30799-2)

Radiochemistry

Lab Sample ID: F2G100428-014
Work Order: MVHVX
Matrix: WATER

Date Collected: 07/06/12 1003
Date Received: 07/10/12 0910

Parameter	Result	Qual	Total Uncert. (2 σ+/-)	RL	mdc	Prep Date	Analysis Date
GROSS A/B BY GFPC SW846 9310 MOD				**pCi/L**		**Batch # 2192102**	**Yld %**
Gross Alpha	0.01	U	0.52	3.00	1.0	07/11/12	07/11/12
Gross Beta	-0.17	U	0.54	4.00	1.0	07/11/12	07/11/12

NOTE(S)

Data are incomplete without the case narrative.

MDC is determined by instrument performance only.
Bold results are greater than the MDC.
U Result is less than the sample detection limit.

TestAmerica Denver

Client Sample ID: MW-6BR (280-30799-3)

Radiochemistry

Lab Sample ID: F2G100428-015
Work Order: MVHV0
Matrix: WATER

Date Collected: 07/06/12 0930
Date Received: 07/10/12 0910

Parameter	Result	Qual	Total Uncert. (2 σ+/-)	RL	mdc	Prep Date	Analysis Date
GROSS A/B BY GFPC SW846 9310 MOD				pCi/L		Batch # 2192102	Yld %
Gross Alpha	2.1		1.4	3.0	1.9	07/11/12	07/11/12
Gross Beta	0.57	U	0.67	4.00	1.1	07/11/12	07/11/12

NOTE(S)

Data are incomplete without the case narrative.

MDC is determined by instrument performance only.
Bold results are greater than the MDC.
U Result is less than the sample detection limit.

TestAmerica Denver

Client Sample ID: MW-FL2R (280-30799-4)

Radiochemistry

Lab Sample ID: F2G100428-016
Work Order: MVHV1
Matrix: WATER

Date Collected: 07/06/12 0856
Date Received: 07/10/12 0910

Parameter	Result	Qual	Total Uncert. (2 σ+/-)	RL	mdc	Prep Date	Analysis Date
GROSS A/B BY GFPC SW846 9310 MOD				**pCi/L**	**Batch # 2192102**		**Yld %**
Gross Alpha	1	U	1.2	3.0	1.9	07/11/12	07/11/12
Gross Beta	0.84	U	0.65	4.00	1.0	07/11/12	07/11/12

NOTE(S)

Data are incomplete without the case narrative.

MDC is determined by instrument performance only.
Bold results are greater than the MDC.
U Result is less than the sample detection limit.

TestAmerica Denver

Client Sample ID: MW-2B (280-30799-5)

Radiochemistry

Lab Sample ID: F2G100428-017
Work Order: MVHV2
Matrix: WATER

Date Collected: 07/06/12 0817
Date Received: 07/10/12 0910

Parameter	Result	Qual	Total Uncert. (2 σ+/-)	RL	mdc	Prep Date	Analysis Date
GROSS A/B BY GFPC SW846 9310 MOD			pCi/L		Batch # 2192102		Yld %
Gross Alpha	4.5		1.6	3.0	1.7	07/11/12	07/11/12
Gross Beta	0.65	U	0.69	4.00	1.0	07/11/12	07/11/12

NOTE(S)

Data are incomplete without the case narrative.

MDC is determined by instrument performance only.
Bold results are greater than the MDC.
U Result is less than the sample detection limit.

TestAmerica Denver

Client Sample ID: MW-8R (280-30799-6)

Radiochemistry

Lab Sample ID: F2G100428-018
Work Order: MVHV3
Matrix: WATER

Date Collected: 07/06/12 0740
Date Received: 07/10/12 0910

Parameter	Result	Qual	Total Uncert. (2 σ+/-)	RL	mdc	Prep Date	Analysis Date
GROSS A/B BY GFPC SW846 9310 MOD				pCi/L		Batch # 2192102	Yld %
Gross Alpha	5.1		1.9	3.0	2.0	07/11/12	07/11/12
Gross Beta	4.1		1.1	4.0	1.2	07/11/12	07/11/12

NOTE(S)

Data are incomplete without the case narrative.

MDC is determined by instrument performance only.
Bold results are greater than the MDC.

METHOD BLANK REPORT

Radiochemistry

Client Lot ID: F2G100428
Matrix: WATER

Parameter	Result	Qual	Total Uncert. (2 σ+/-)	RL	MDC	Prep Date	Lab Sample ID Analysis Date
GROSS A/B BY GFPC SW846 9310 MOD			pCi/L	Batch # 2192102	Yld %		F2G100000-102B
Gross Alpha	0.26	U	0.51	3.00	0.89	07/11/12	07/11/12
Gross Beta	0.13	U	0.68	4.00	1.2	07/11/12	07/11/12

NOTE(S)

Data are incomplete without the case narrative.

MDC is determined using instrument performance only
Bold results are greater than the MDC.
U Result is less than the sample detection limit.

Laboratory Control Sample Report

Radiochemistry

Client Lot ID: F2G100428
Matrix: WATER

Parameter	Spike Amount	Result	Total Uncert. (2 σ+/-)	MDC	% Yld	% Rec	Lab Sample ID QC Control Limits
GROSS A/B BY GFPC SW846 9310 MOD			pCi/L	9310 MOD			F2G100000-102C
Gross Alpha	54.0	64.7	8.7	1.1		120	(47 - 140)
Gross Beta	95.0	106	11	1		112	(57 - 137)
	Batch #:	2192102		Analysis Date:	07/11/12		

NOTE (S): F2G100428

MDC is determined by instrument performance only
Calculations are performed before rounding to avoid round-off error in calculated results

MATRIX SPIKE REPORT

Radiochemistry

Client Lot Id: F2G100428
Matrix: WATER

Date Sampled: 07/05/12
Date Received: 07/10/12

Parameter	Spike Amount	Spike Result	Total Uncert. (2σ +/-)	Spike Yld.	Sample Result	Total Uncert. (2 σ +/-)	QC Sample ID %YLD	QC Sample ID %REC	QC Control Limits
GROSS A/B BY GFPC SW846 9310 MOD			**pCi/L**		**9310 MOD**			**F2G100428-001**	
Gross Alpha	54.0	66.8	8.7		6.2	1.6		112	(40-150)
	Batch #:	2192102		Analysis Date:		07/11/12			
GROSS A/B BY GFPC SW846 9310 MOD			**pCi/L**		**9310 MOD**			**F2G100428-001**	
Gross Beta	95.0	106	11		2.77	0.98		109	(65-150)
	Batch #:	2192102		Analysis Date:		07/11/12			

NOTE(S)

Data are incomplete without the case narrative.

Calculations are performed before rounding to avoid round-off errors in calculated results.

DUPLICATE EVALUATION REPORT

Radiochemistry

Client Lot ID: F2G100428
Matrix: WATER

Date Sampled: 07/05/12
Date Received: 07/10/12

Parameter	SAMPLE Result	Total Uncert. (2σ+/-)	% Yld	DUPLICATE Result	Total Uncert. (2 σ+/-)	% Yld	QC Sample ID Precision	
GROSS A/B BY GFPC SW846 9310 MOD			pCi/L	9310 MOD			F2G100428-001	
Gross Alpha	6.2	1.6		5.8	1.5		7	%RPD
Gross Beta	2.77	0.98		2.95	0.98		6	%RPD
Batch #:		2192102 (Sample)		2192102 (Duplicate)				

NOTE(S)

Data are incomplete without the case narrative.
Calculations are performed before rounding to avoid round-off error in calculated results

F2G100428 CLIENT ANALYSIS SUMMARY

Storage Loc: R255
Date Received: 2012-07-10
Analytical Due Date: 2012-07-23
Report Due Date: 2012-07-25

Project Manager: LMF
Quote #: 90462
SDG: 280-30751-
Project: 280-30751-1
Radiological Testing
PO#: SUB DEN 280-307
Report to: Donna Ryberg
Client: 280 TestAmerica Denver
#SMPS in LOT: 18
Report Type: B Standard Report
EDD Code: 00

SAMPLE #	CLIENT SAMPLE ID	Site ID	Client Matrix	DATE/TIME SAMPLED	WORKORDER	I
1	MW-5A (280-30751-1)			2012-07-05 / 1439	MVHVA	WATER

SAMPLE COMMENTS:

XX	ZV		RAD SCREEN	WATER, RAD SCREEN, RAD SCREEN, Special L	RA	IN-HOUSE RAD SCREEN	01	STANDARD TEST SET	PROT: A	WRK LOC	06
XX	ZA	SW846	9310 MOD	WATER, 9310 MOD, GROSS A/B BY GFPC SW846	FR	Evaporative Preparation, Total	01	STANDARD TEST SET	PROT: A	WRK LOC	06

SAMPLE #	CLIENT SAMPLE ID	Site ID	Client Matrix	DATE/TIME SAMPLED	WORKORDER	I
2	MW-5B (280-30751-2)			2012-07-05 / 1409	MVHVF	WATER

SAMPLE COMMENTS:

XX	ZV		RAD SCREEN	WATER, RAD SCREEN, RAD SCREEN, Special L	RA	IN-HOUSE RAD SCREEN	01	STANDARD TEST SET	PROT: A	WRK LOC	06
XX	ZA	SW846	9310 MOD	WATER, 9310 MOD, GROSS A/B BY GFPC SW846	FR	Evaporative Preparation, Total	01	STANDARD TEST SET	PROT: A	WRK LOC	06

SAMPLE #	CLIENT SAMPLE ID	Site ID	Client Matrix	DATE/TIME SAMPLED	WORKORDER	I
3	MW-4A (280-30751-3)			2012-07-05 / 1333	MVHVH	WATER

SAMPLE COMMENTS:

XX	ZV		RAD SCREEN	WATER, RAD SCREEN, RAD SCREEN, Special L	RA	IN-HOUSE RAD SCREEN	01	STANDARD TEST SET	PROT: A	WRK LOC	06
XX	ZA	SW846	9310 MOD	WATER, 9310 MOD, GROSS A/B BY GFPC SW846	FR	Evaporative Preparation, Total	01	STANDARD TEST SET	PROT: A	WRK LOC	06

SAMPLE #	CLIENT SAMPLE ID	Site ID	Client Matrix	DATE/TIME SAMPLED	WORKORDER	I
4	MW-4B (280-30751-4)			2012-07-05 / 1301	MVHVK	WATER

SAMPLE COMMENTS:

XX	ZV		RAD SCREEN	WATER, RAD SCREEN, RAD SCREEN, Special L	RA	IN-HOUSE RAD SCREEN	01	STANDARD TEST SET	PROT: A	WRK LOC	06
XX	ZA	SW846	9310 MOD	WATER, 9310 MOD, GROSS A/B BY GFPC SW846	FR	Evaporative Preparation, Total	01	STANDARD TEST SET	PROT: A	WRK LOC	06

SAMPLE #	CLIENT SAMPLE ID	Site ID	Client Matrix	DATE/TIME SAMPLED	WORKORDER	I
5	MW-3A (280-30751-5)			2012-07-05 / 1220	MVHVL	WATER

SAMPLE COMMENTS:

XX	ZV		RAD SCREEN	WATER, RAD SCREEN, RAD SCREEN, Special L	RA	IN-HOUSE RAD SCREEN	01	STANDARD TEST SET	PROT: A	WRK LOC	06
XX	ZA	SW846	9310 MOD	WATER, 9310 MOD, GROSS A/B BY GFPC SW846	FR	Evaporative Preparation, Total	01	STANDARD TEST SET	PROT: A	WRK LOC	06

SAMPLE #	CLIENT SAMPLE ID	Site ID	Client Matrix	DATE/TIME SAMPLED	WORKORDER	I
6	MW-3B (280-30751-6)			2012-07-05 / 1156	MVHVM	WATER

SAMPLE COMMENTS:

XX	ZV		RAD SCREEN	WATER, RAD SCREEN, RAD SCREEN, Special L	RA	IN-HOUSE RAD SCREEN	01	STANDARD TEST SET	PROT: A	WRK LOC	06
XX	ZA	SW846	9310 MOD	WATER, 9310 MOD, GROSS A/B BY GFPC SW846	FR	Evaporative Preparation, Total	01	STANDARD TEST SET	PROT: A	WRK LOC	06

SAMPLE #	CLIENT SAMPLE ID	Site ID	Client Matrix	DATE/TIME SAMPLED	WORKORDER	I
7	MW-FL (280-30751-7)			2012-07-05 / 1123	MVHVN	WATER

SAMPLE COMMENTS:

XX	ZV		RAD SCREEN	WATER, RAD SCREEN, RAD SCREEN, Special L	RA	IN-HOUSE RAD SCREEN	01	STANDARD TEST SET	PROT: A	WRK LOC	06
XX	ZA	SW846	9310 MOD	WATER, 9310 MOD, GROSS A/B BY GFPC SW846	FR	Evaporative Preparation, Total	01	STANDARD TEST SET	PROT: A	WRK LOC	06

F2G100428 CLIENT ANALYSIS SUMMARY

Storage Loc: R256

Project Manager: LMF | Quote #: 90462 | SDG: 280-30751-

Project: 280-30751-1 | Radiological Testing

PO#: SUB DEN 280-307 | Report to: Donna Ryberg

Client: 280 TestAmerica Denver

#SMPS in LOT: 18

Date Received: 2012-07-10
Analytical Due Date: 2012-07-23
Report Due Date: 2012-07-25
Report Type: B Standard Report
EDD Code: 00

SAMPLE #	CLIENT SAMPLE ID	Site ID	Client Matrix	DATE/TIME SAMPLED	WORKORDER	I
8	MW-7A (280-30751-8)			2012-07-05 / 1045	MVHVP	WATER

SAMPLE COMMENTS:

XX	ZV		RAD SCREEN	WATER, RAD SCREEN, RAD SCREEN, Special L	RA	IN-HOUSE RAD SCREEN	01	STANDARD TEST SET	PROT: A	WRK LOC	06
XX	ZA	SW846	9310 MOD	WATER, 9310 MOD, GROSS A/B BY GFPC SW846	FR	Evaporative Preparation, Total	01	STANDARD TEST SET	PROT: A	WRK LOC	06

SAMPLE #	CLIENT SAMPLE ID	Site ID	Client Matrix	DATE/TIME SAMPLED	WORKORDER	I
9	MW-7B (280-30751-9)			2012-07-05 / 1014	MVHVQ	WATER

SAMPLE COMMENTS:

XX	ZV		RAD SCREEN	WATER, RAD SCREEN, RAD SCREEN, Special L	RA	IN-HOUSE RAD SCREEN	01	STANDARD TEST SET	PROT: A	WRK LOC	06
XX	ZA	SW846	9310 MOD	WATER, 9310 MOD, GROSS A/B BY GFPC SW846	FR	Evaporative Preparation, Total	01	STANDARD TEST SET	PROT: A	WRK LOC	06

SAMPLE #	CLIENT SAMPLE ID	Site ID	Client Matrix	DATE/TIME SAMPLED	WORKORDER	I
10	MW-1A (280-30751-10)			2012-07-05 / 906	MVHVR	WATER

SAMPLE COMMENTS:

XX	ZV		RAD SCREEN	WATER, RAD SCREEN, RAD SCREEN, Special L	RA	IN-HOUSE RAD SCREEN	01	STANDARD TEST SET	PROT: A	WRK LOC	06
XX	ZA	SW846	9310 MOD	WATER, 9310 MOD, GROSS A/B BY GFPC SW846	FR	Evaporative Preparation, Total	01	STANDARD TEST SET	PROT: A	WRK LOC	06

SAMPLE #	CLIENT SAMPLE ID	Site ID	Client Matrix	DATE/TIME SAMPLED	WORKORDER	I
11	MW-1B (280-30751-11)			2012-07-05 / 939	MVHVT	WATER

SAMPLE COMMENTS:

XX	ZV		RAD SCREEN	WATER, RAD SCREEN, RAD SCREEN, Special L	RA	IN-HOUSE RAD SCREEN	01	STANDARD TEST SET	PROT: A	WRK LOC	06
XX	ZA	SW846	9310 MOD	WATER, 9310 MOD, GROSS A/B BY GFPC SW846	FR	Evaporative Preparation, Total	01	STANDARD TEST SET	PROT: A	WRK LOC	06

SAMPLE #	CLIENT SAMPLE ID	Site ID	Client Matrix	DATE/TIME SAMPLED	WORKORDER	I
12	MW-FL3 (280-30751-12)			2012-07-05 / 827	MVHVV	WATER

SAMPLE COMMENTS:

XX	ZV		RAD SCREEN	WATER, RAD SCREEN, RAD SCREEN, Special L	RA	IN-HOUSE RAD SCREEN	01	STANDARD TEST SET	PROT: A	WRK LOC	06
XX	ZA	SW846	9310 MOD	WATER, 9310 MOD, GROSS A/B BY GFPC SW846	FR	Evaporative Preparation, Total	01	STANDARD TEST SET	PROT: A	WRK LOC	06

SAMPLE #	CLIENT SAMPLE ID	Site ID	Client Matrix	DATE/TIME SAMPLED	WORKORDER	I
13	MW-6AR (280-30779-1)			2012-07-06 / 1006	MVHVW	WATER

SAMPLE COMMENTS:

XX	ZV		RAD SCREEN	WATER, RAD SCREEN, RAD SCREEN, Special L	RA	IN-HOUSE RAD SCREEN	01	STANDARD TEST SET	PROT: A	WRK LOC	06
XX	ZA	SW846	9310 MOD	WATER, 9310 MOD, GROSS A/B BY GFPC SW846	FR	Evaporative Preparation, Total	01	STANDARD TEST SET	PROT: A	WRK LOC	06

SAMPLE #	CLIENT SAMPLE ID	Site ID	Client Matrix	DATE/TIME SAMPLED	WORKORDER	I
14	EQUIPMENT BLANK (280-30799-2			2012-07-06 / 1003	MVHVX	WATER

SAMPLE COMMENTS:

XX	ZV		RAD SCREEN	WATER, RAD SCREEN, RAD SCREEN, Special L	RA	IN-HOUSE RAD SCREEN	01	STANDARD TEST SET	PROT: A	WRK LOC	06
XX	ZA	SW846	9310 MOD	WATER, 9310 MOD, GROSS A/B BY GFPC SW846	FR	Evaporative Preparation, Total	01	STANDARD TEST SET	PROT: A	WRK LOC	06

SAMPLE #	CLIENT SAMPLE ID	Site ID	Client Matrix	DATE/TIME SAMPLED	WORKORDER	I

F2G100428

CLIENT ANALYSIS SUMMARY

Storage Loc: R256

Project Manager: LMF | Quote #: 90462 | SDG: 280-30751-

Project: 280-30751-1 | Radiological Testing

PO#: SUB DEN 280-307 | Report to: Donna Ryberg

Client: 280 TestAmerica Denver

#SMPS in LOT: 18

Date Received: 2012-07-10
Analytical Due Date: 2012-07-23
Report Due Date: 2012-07-25
Report Type: B Standard Report
EDD Code: 00

SAMPLE #	CLIENT SAMPLE ID	Site ID	Client Matrix	DATE/TIME SAMPLED	WORKORDER	I
15	MW-6RR (280-30799-3)			2012-07-06 / 930	MVHV0	WATER

SAMPLE COMMENTS:

XX	ZV		RAD SCREEN	WATER, RAD SCREEN, RAD SCREEN, Special L	RA	IN-HOUSE RAD SCREEN	01	STANDARD TEST SET	PROT: A	WRK LOC	06
XX	ZA	SW846	9310 MOD	WATER, 9310 MOD, GROSS A/B BY GFPC SW846	FR	Evaporative Preparation, Total	01	STANDARD TEST SET	PROT: A	WRK LOC	06

SAMPLE #	CLIENT SAMPLE ID	Site ID	Client Matrix	DATE/TIME SAMPLED	WORKORDER	I
16	MW-FLOR (280-30799-4)			2012-07-06 / 856	MVHV1	WATER

SAMPLE COMMENTS:

XX	ZV		RAD SCREEN	WATER, RAD SCREEN, RAD SCREEN, Special L	RA	IN-HOUSE RAD SCREEN	01	STANDARD TEST SET	PROT: A	WRK LOC	06
XX	ZA	SW846	9310 MOD	WATER, 9310 MOD, GROSS A/B BY GFPC SW846	FR	Evaporative Preparation, Total	01	STANDARD TEST SET	PROT: A	WRK LOC	06

SAMPLE #	CLIENT SAMPLE ID	Site ID	Client Matrix	DATE/TIME SAMPLED	WORKORDER	I
17	MW-9B (280-30799-5)			2012-07-06 / 817	MVHV2	WATER

SAMPLE COMMENTS:

XX	ZV		RAD SCREEN	WATER, RAD SCREEN, RAD SCREEN, Special L	RA	IN-HOUSE RAD SCREEN	01	STANDARD TEST SET	PROT: A	WRK LOC	06
XX	ZA	SW846	9310 MOD	WATER, 9310 MOD, GROSS A/B BY GFPC SW846	FR	Evaporative Preparation, Total	01	STANDARD TEST SET	PROT: A	WRK LOC	06

SAMPLE #	CLIENT SAMPLE ID	Site ID	Client Matrix	DATE/TIME SAMPLED	WORKORDER	I
18	MW-8R (280-30799-6)			2012-07-06 / 740	MVHV3	WATER

SAMPLE COMMENTS:

XX	ZV		RAD SCREEN	WATER, RAD SCREEN, RAD SCREEN, Special L	RA	IN-HOUSE RAD SCREEN	01	STANDARD TEST SET	PROT: A	WRK LOC	06
XX	ZA	SW846	9310 MOD	WATER, 9310 MOD, GROSS A/B BY GFPC SW846	FR	Evaporative Preparation, Total	01	STANDARD TEST SET	PROT: A	WRK LOC	06

TestAmerica Denver
4955 Yarrow Street
Arvada, CO 80002
Phone (303) 736-0100 Fax (303) 431-7171

CUR 217

Chain of Custody Record

TestAmerica
THE LEADER IN ENVIRONMENTAL TESTING

Client Information (Sub Contract Lab)	Sampler:	Lab PM: Harrington, Danielle M	Carrier Tracking No(s):	COC No: 280-136662.1
Client Contact: Shipping/Receiving	Phone:	E-Mail: danielle.harrington@testamericainc.com		Page: Page 1 of 2
Company: TestAmerica Laboratories, Inc.				Job #: 280-30751-1
Address: 13715 Rider Trail North, ,	Due Date Requested: 7/19/2012			
City: Earth City	TAT Requested (days):			
State, Zip: MO, 63045				
Phone: 314-298-8566(Tel) 314-298-8757(Fax)	PO #:			
Email:	WO #:			
Project Name: FL26|Vista	Project #: 28002729			
Site: FL26 | Vista	SSOW#:			

Analysis Requested

Preservation Codes:
A - HCL, B - NaOH, C - Zn Acetate, D - Nitric Acid, E - NaHSO4, F - MeOH, G - Amchlor, H - Ascorbic Acid, I - Ice, J - DI Water, K - EDTA, L - EDA
M - Hexane, N - None, O - AsNaO2, P - Na2O4S, Q - Na2SO3, R - Na2S2SO3, S - H2SO4, T - TSP Dodecahydrate, U - Acetone, V - MCAA, W - ph 4-5, Z - other (specify)
Other:

Sample Identification - Client ID (Lab ID)	Sample Date	Sample Time	Sample Type (C=comp, G=grab)	Matrix (W=water, S=solid, O=waste/oil, BT=Tissue, A=Air)	Field Filtered Sample (Yes or No)	Perform MS/MSD (Yes or No)	SUBCONTRACT/ 8310 MOD Gross Alpha (St. Louis)	Total Number of containers	Special Instructions/Note:
			Preservation Code:						
MW-5A (280-30751-1)	7/5/12	14:39 Eastern		Water			X	1	
MW-5B (280-30751-2)	7/5/12	14:09 Eastern		Water			X	1	
MW-4A (280-30751-3)	7/5/12	13:33 Eastern		Water			X	1	
MW-4B (280-30751-4)	7/5/12	13:01 Eastern		Water			X	1	
MW-3A (280-30751-5)	7/5/12	12:26 Eastern		Water			X	1	
MW-3B (280-30751-6)	7/5/12	11:56 Eastern		Water			X	1	
MW-FL1 (280-30751-7)	7/5/12	11:23 Eastern		Water			X	1	
MW-7A (280-30751-8)	7/5/12	10:45 Eastern		Water			X	1	
MW-7B (280-30751-9)	7/5/12	10:14 Eastern		Water			X	1	
MW-1A (280-30751-10)	7/5/12	09:06 Eastern		Water			X	1	
MW-1B (280-30751-11)	7/5/12	09:39 Eastern		Water			X	1	

Possible Hazard Identification
Unconfirmed

Sample Disposal (A fee may be assessed if samples are retained longer than 1 month)
☐ *Return To Client* ☐ *Disposal By Lab* ☐ *Archive For* _____ *Months*

Deliverable Requested: I, II, III, IV, Other (specify)

Special Instructions/QC Requirements:

Empty Kit Relinquished by:	Date:	Time:	Method of Shipment:

Relinquished by:	Date/Time:	Company	Received by:	Date/Time:	Company
	7/9/12 1600			7/10/12 0910	TASTL
Relinquished by:	Date/Time:	Company	Received by:	Date/Time:	Company
Relinquished by:	Date/Time:	Company	Received by:	Date/Time:	Company

Custody Seals Intact: Δ Yes Δ No	Custody Seal No.:	Cooler Temperature(s) °C and Other Remarks:

TestAmerica Denver
4955 Yarrow Street
Arvada, CO 80002
Phone (303) 736-0100 Fax (303) 431-7171

Chain of Custody Record

TestAmerica
THE LEADER IN ENVIRONMENTAL TESTING

Client Information (Sub Contract Lab)	Sampler:	Lab PM: Harrington, Danielle M	Carrier Tracking No(s):	COC No: 280-136662.2
Client Contact: Shipping/Receiving	Phone:	E-Mail: danielle.harrington@testamericainc.com		Page: Page 2 of 2
Company: TestAmerica Laboratories, Inc.				Job #: 280-30751-1
Address: 13715 Rider Trail North, ,	Due Date Requested: 7/19/2012			
City: Earth City	TAT Requested (days):			
State, Zip: MO, 63045				
Phone: 314-298-8566(Tel) 314-298-8757(Fax)	PO #:			
Email:	WO #:			
Project Name: FL26|Vista	Project #: 28002729			
Site: FL26 | Vista	SSOW#:			

Analysis Requested

Preservation Codes:
A - HCL, B - NaOH, C - Zn Acetate, D - Nitric Acid, E - NaHSO4, F - MeOH, G - Amchlor, H - Ascorbic Acid, I - Ice, J - DI Water, K - EDTA, L - EDA
M - Hexane, N - None, O - AsNaO2, P - Na2O4S, Q - Na2SO3, R - Na2S2SO3, S - H2SO4, T - TSP Dodecahydrate, U - Acetone, V - MCAA, W - ph 4-5, Z - other (specify)
Other:

Sample Identification - Client ID (Lab ID)	Sample Date	Sample Time	Sample Type (C=comp, G=grab)	Matrix (W=water, S=solid, O=waste/oil, BT=Tissue, A=Air)	Field Filtered Sample (Yes or No)	Perform MS/MSD (Yes or No)	SUBCONTRACT/ 9310 MOD Gross Alpha (St. Louis)	Total Number of containers	Special Instructions/Note:
			Preservation Code:						
MW-FL3 (280-30751-12)	7/5/12	08:27 Eastern		Water			X	1	
MW-6AR (280-30779-1)	7/6/12	10:06 Eastern		Water			X	1	
Equipment Blank (280-30779-2)	7/6/12	10:03 Eastern		Water			X	1	
MW-6BR (280-30779-3)	7/6/12	09:30 Eastern		Water			X	1	
MW-FL2R (280-30779-4)	7/6/12	08:56 Eastern		Water			X	1	
MW-2B (280-30779-5)	7/6/12	08:17 Eastern		Water			X	1	
MW-8R (280-30779-6)	7/6/12	07:40 Eastern		Water			X	1	

Possible Hazard Identification
Unconfirmed

Sample Disposal (A fee may be assessed if samples are retained longer than 1 month)
☐ *Return To Client* ☐ *Disposal By Lab* ☐ *Archive For* _____ *Months*

Deliverable Requested: I, II, III, IV, Other (specify)

Special Instructions/QC Requirements:

Empty Kit Relinquished by:	Date:	Time:	Method of Shipment:

Relinquished by:	Date/Time: 7/9/12 1600	Company	Received by:	Date/Time: 7/10/12 0910	Company TASTL
Relinquished by:	Date/Time:	Company	Received by:	Date/Time:	Company
Relinquished by:	Date/Time:	Company	Received by:	Date/Time:	Company

Custody Seals Intact: Δ Yes Δ No	Custody Seal No.:	Cooler Temperature(s) °C and Other Remarks:

TestAmerica St. Louis

TestAmerica
THE LEADER IN ENVIRONMENTAL TESTING

Lot #(s): F2G100428
H2G100401

CUR Form #: 2 1 7

CONDITION UPON RECEIPT FORM

Client: TA DENVER

Quote No: 90462

COC/RFA No: 280-136662 / 280-136663

Initiated By: NVD Date: 7/10/12 Time: 0910

Shipping Information

Shipper: FedEx UPS DHL Courier Client Other: _____ Multiple Packages: Y N NVD

Shipping # (s):*

1. 5343 4319 7796
2. 5343 4319 7822
3.
4.
5.
6.
7.
8.
9.
10.

Sample Temperature (s):**

1. AMBIENT
2. 2
3.
4.
5.
6.
7.
8.
9.
10.

*Numbered shipping lines correspond to Numbered Sample Temp lines

**Sample must be received at 4°C ± 2°C- If not, note contents below. Temperature variance does NOT affect the following: Metals-Liquid; Rad tests- Liquid or Solids; Perchlorate

Condition (Circle "Y" for yes, "N" for no and "N/A" for not applicable):

1.	Y N	Are there custody seals present on the cooler?	8.	Y N	Are there custody seals present on bottles?
2.	Y N N/A	Do custody seals on cooler appear to be tampered with?	9.	Y N N/A	Do custody seals on bottles appear to be tampered with?
3.	Y N	Were contents of cooler frisked after opening, but before unpacking?	10.	Y N N/A	Was sample received with proper pH[1]? (If not, make note below)
4.	Y N	Sample received with Chain of Custody?	11.	Y N N/A	Containers for C-14, H-3 & I-129/131 marked with "Do Not Preserve" label?
5.	Y N N/A	Does the Chain of Custody match sample ID's on the container(s)?	12.	Y N	Sample received in proper containers?
6.	Y N	Was sample received broken?	13.	Y N N/A	Headspace in VOA or TOX liquid samples? (If Yes, note sample ID's below)
7.	Y N	Is sample volume sufficient for analysis?	14.	Y N N/A	Was Internal COC/Workshare received?

[1] For DOE-AL (Pantex, LANL, Sandia) sites, pH of ALL containers received must be verified, EXCEPT VOA, TOX, Oil & Grease and soils.

Notes:

Corrective Action:

☐ Client Contact Name: _____ Informed by: _____

☐ Sample(s) processed "as is"

☐ Sample(s) on hold until: _____ If released, notify: _____

Project Management Review: _____ Date: 7/11/12

THIS FORM MUST BE COMPLETED AT THE TIME THE ITEMS ARE BEING CHECKED IN. IF ANY ITEM IS COMPLETED BY SOMEONE OTHER THAN THE INITIATOR, THEN THAT PERSON IS REQUIRED TO APPLY THEIR INITIAL AND THE DATE NEXT TO THAT ITEM.

TestAmerica Denver
4955 Yarrow Street
Arvada, CO 80002
Phone (303) 736-0100 Fax (303) 431-7171

Chain of Custody Record

TestAmerica
THE LEADER IN ENVIRONMENTAL TESTING

Client Information	Sampler: DAN ARMOUR	Lab PM: Harrington, Danielle M	Carrier Tracking No(s):	COC No: 280-10506-1506.1
Client Contact: Mr. Paul Bermillo	Phone: 225, 907.4060	E-Mail: danielle.harrington@testamericainc.com		Page: Page 1 of 2
Company: Waste Management				Job #:
Address: Bayside of Marion, Inc. PO BOX 830067	Due Date Requested:			
City: Ocala	TAT Requested (days):			
State, Zip: FL, 34483-0067				
Phone:	PO #: Purchase Order not requir			
Email: pbermil1@wm.com	WO #:			
Project Name: FL26|Vista	Project #: 28002729-Semiannual GW Parameters June Dec*			
Site: Florida	SSOW#:			

Analysis Requested

Preservation Codes:
A - HCL, B - NaOH, C - Zn Acetate, D - Nitric Acid, E - NaHSO4, F - MeOH, G - Amchlor, H - Ascorbic Acid, I - Ice, J - DI Water, K - EDTA, L - EDA
M - Hexane, N - None, O - AsNaO2, P - Na2O4S, Q - Na2SO3, R - Na2S2SO3, S - H2SO4, T - TSP Dodecahydrate, U - Acetone, V - MCAA, W - ph 4-5, Z - other (specify)
Other:

Sample Identification	Sample Date	Sample Time	Sample Type (C=comp, G=grab)	Matrix (W=water, S=solid, O=waste/oil, BT=Tissue, A=Air)	Field Filtered Sample (Yes or No)	Perform MS/MSD (Yes or No)	8260B	TDS/Cl/NO3(IC)/Color	Total Metals	Ammonia	504.1	Gross Alpha (TA St Louis)	Total Number of containers	Special Instructions/Note:
			Preservation Code:				A	N	D	S	R	D		
MW-05A	7-5	1439	G	W	N		3	1	1	1	3	1		Short Holds: NO3(IC) and Color
MW-05B	7-5	1409	G	W	N		3	1	1	1	3	1		
MW-04A	7-5	1333	G	W	N		3	1	1	1	3	1		*Log per event and then add tests
MW-04B	7-5	1301	G	W	N		3	1	1	1	3	1		from "Al, Color, Mn, Gross Alpha"
MW-03A	7-5	1226	G	W	N		3	1	1	1	3	1		
MW-03B	7-5	1156	G	W	N		3	1	1	1	3	1		
MW-FL1	7-5	1123	G	W	N		3	1	1	1	3	1		
MW-7A	7-5	1045	G	W	N		3	1	1	1	3	1		
MW-7B	7-5	1014	G	W	N		3	1	1	1	3	1		
MW-01A	7-5	0906	G	W	N		3	1	1	1	3	1		
MW-01B	7-5	0939	G	W	N		3	1	1	1	3	1		

Possible Hazard Identification
☐ *Non-Hazard* ☐ *Flammable* ☐ *Skin Irritant* ☐ *Poison B* ☐ *Unknown* ☐ *Radiological*

Sample Disposal (A fee may be assessed if samples are retained longer than 1 month)
☐ *Return To Client* ☐ *Disposal By Lab* ☐ *Archive For* _____ *Months*

Deliverable Requested: I, II, III, IV, Other (specify)

Special Instructions/QC Requirements:

Empty Kit Relinquished by:	Date:	Time:	Method of Shipment:

Relinquished by:	Date/Time:	Company	Received by:	Date/Time:	Company
[signature]	7-5-12 / 1730	PRO-TECH	[signature]	7/6/12 1000	TAD
Relinquished by:	Date/Time:	Company	Received by:	Date/Time:	Company
Relinquished by:	Date/Time:	Company	Received by:	Date/Time:	Company

Custody Seals Intact: Δ Yes Δ No
Custody Seal No.:
Cooler Temperature(s) °C and Other Remarks: 1.5°C, 0.4°C, 1.6°C, 0.8°C

TestAmerica Denver
4955 Yarrow Street
Arvada, CO 80002
Phone (303) 736-0100 Fax (303) 431-7171

Chain of Custody Record

TestAmerica
THE LEADER IN ENVIRONMENTAL TESTING

Client Information	Sampler: DAN ARMOUR	Lab PM: Harrington, Danielle M	Carrier Tracking No(s):	COC No: 280-10506-1506.1
Client Contact: Mr. Paul Bermillo	Phone: 225.907.4060	E-Mail: danielle.harrington@testamericainc.com		Page: Page 1 of 2
Company: Waste Management				Job #:
Address: Bayside of Marion, Inc. PO BOX 830067	Due Date Requested:			
City: Ocala	TAT Requested (days):			
State, Zip: FL, 34483-0067				
Phone:	PO #: Purchase Order not requir			
Email: pbermil1@wm.com	WO #:			
Project Name: FL26|Vista	Project #: 28002729-Semiannual GW Parameters June Dec*			
Site: Florida	SSOW#:			

Analysis Requested

Preservation Codes:

A - HCL
B - NaOH
C - Zn Acetate
D - Nitric Acid
E - NaHSO4
F - MeOH
G - Amchlor
H - Ascorbic Acid
I - Ice
J - DI Water
K - EDTA
L - EDA
M - Hexane
N - None
O - AsNaO2
P - Na2O4S
Q - Na2SO3
R - Na2S2SO3
S - H2SO4
T - TSP Dodecahydrate
U - Acetone
V - MCAA
W - ph 4-5
Z - other (specify)
Other:

Sample Identification	Sample Date	Sample Time	Sample Type (C=Comp, G=grab)	Matrix (W=water, S=solid, O=waste/oil, BT=Tissue, A=Air)	Field Filtered Sample (Yes or No)	Perform MS/MSD (Yes or No)	8260B	TDS/Cl/NO3(IC)/Color	Total Metals	Ammonia	504.1	Gross Alpha (TA St Louis)	Total Number of containers	Special Instructions/Note:
			Preservation Code:				A	N	D	S	R	D		
MW-FL3	7-5	0827	G	W	N		3	1	1	1	3	1		Short Holds: NO3(IC) and Color
TRIP	7-5	—	G	W	N		✓							
														*Log per event and then add tests
														from "Al, Color, Mn, Gross Alpha"

Possible Hazard Identification
☐ *Non-Hazard* ☐ *Flammable* ☐ *Skin Irritant* ☐ *Poison B* ☐ *Unknown* ☐ *Radiological*

Sample Disposal (A fee may be assessed if samples are retained longer than 1 month)
☐ *Return To Client* ☐ *Disposal By Lab* ☐ *Archive For* _____ *Months*

Deliverable Requested: I, II, III, IV, Other (specify)

Special Instructions/QC Requirements:

Empty Kit Relinquished by:	Date:	Time:	Method of Shipment:		
Relinquished by:	Date/Time: 7-5-12 / 1730	Company PRO-TECH	Received by:	Date/Time: 7/6/12 1000	Company TAD
Relinquished by:	Date/Time:	Company	Received by:	Date/Time:	Company
Relinquished by:	Date/Time:	Company	Received by:	Date/Time:	Company

Custody Seals Intact: Δ Yes Δ No | Custody Seal No.: | Cooler Temperature(s) °C and Other Remarks:

Form FD 9000-24

GROUNDWATER SAMPLING LOG

SITE NAME: VISTA | SITE LOCATION: APOPKA, FL

WELL NO: MW-05A | SAMPLE ID: | DATE: 7-5-12

PURGING DATA

WELL DIAMETER (inches): 2 | TUBING DIAMETER (inches): 1/4 | WELL SCREEN INTERVAL DEPTH 23.08 feet to 43.08 feet | STATIC DEPTH TO WATER (feet): 33.18 | PURGE PUMP TYPE OR BAILER: BP

WELL ELEVATION TOC (ft NGVD): 81.86 | GROUNDWATER ELEVATION (ft NGVD) 48.68

WELL VOLUME PURGE: 1 WELL VOLUME = (TOTAL WELL DEPTH – STATIC DEPTH TO WATER) X WELL CAPACITY
(only fill out if applicable)
= (feet – feet) X gallons/foot = gallons

EQUIPMENT VOLUME PURGE: 1 EQUIPMENT VOL. = PUMP VOLUME + (TUBING CAPACITY X TUBING LENGTH) + FLOW CELL VOLUME
(only fill out if applicable)
= 0.2 gallons + (0.0026 gallons/foot X 43.08 feet) + 0.05 gallons = 0.36 gallons

INITIAL PUMP OR TUBING DEPTH IN WELL (feet): 38.08 | FINAL PUMP OR TUBING DEPTH IN WELL (feet): 38.08 | PURGING INITIATED AT: 1420 | PURGING ENDED AT: 1439 | TOTAL VOLUME PURGED (gallons) 2.66

TIME	VOLUME PURGED (gallons)	CUMUL. VOLUME PURGED (gallons)	PURGE RATE (gpm)	DEPTH TO WATER (feet)	pH (standard units)	TEMP (°C)	COND. (circle units) µmhos/cm or µS/cm	DISSOLVED OXYGEN (circle units) mg/L or % saturation	TURBIDITY (NTUs)	ORP (mV)	COLOR	ODOR
1429	1.26	1.26	0.14	36.02	4.12	24.2	73	4.4	8.69	26		
1432	0.42	1.68	0.14	36.00	4.08	24.2	71	4.4	8.23	28		
1435	0.42	2.10	0.14	36.04	4.05	24.3	70	4.4	8.27	32		
1438	0.42	2.52	0.14	36.05	4.09	24.3	69	4.3	8.14	29	NONE	

WELL CAPACITY (Gallons Per Foot): 0.75" = 0.02; 1" = 0.04; 1.25" = 0.06; 2" = 0.16; 3" = 0.37; 4" = 0.65; 5" = 1.02; 6" = 1.47; 12" = 5.88
TUBING INSIDE DIA. CAPACITY (Gal./Ft.): 1/8" = 0.0006; 3/16" = 0.0014; 1/4" = 0.0026; 5/16" = 0.004; 3/8" = 0.006; 1/2" = 0.010; 5/8" = 0.016

PURGING EQUIPMENT CODES: B = Bailer, BP = Bladder Pump; ESP = Electric Submersible Pump; PP = Peristaltic Pump; O = Other (Specify)

SAMPLING DATA

SAMPLED BY (PRINT) / AFFILIATION: DAN ARMOUR / PRO-TECH | SAMPLER(S) SIGNATURE(S): [signature] | SAMPLING INITIATED AT: 1439 | SAMPLING ENDED AT: NR

PUMP OR TUBING DEPTH IN WELL (feet): 38.08 | TUBING MATERIAL CODE: T | FIELD-FILTERED: Y (N) | FILTER SIZE: µm | Filtration Equipment Type:

FIELD DECONTAMINATION: PUMP Y (N) TUBING Y (N) (replaced) | DUPLICATE: Y (N)

SAMPLE ID CODE	# CONTAINERS	MATERIAL CODE	VOLUME	PRESERVATIVE USED	TOTAL VOL ADDED IN FIELD (mL)	FINAL pH	INTENDED ANALYSIS AND/OR METHOD	SAMPLE PUMP FLOW RATE (mL per minute)	SAMPLING EQUIPMENT CODE
	* SEE SAMPLE C.O.C AND BOTTLE ORDER WORK SHEET								

REMARKS: SHEEN: NO

MATERIAL CODES: AG = Amber Glass; CG = Clear Glass; PE = Polyethylene; PP = Polypropylene; S = Silicone; T = Teflon; O = Other (Specify)

SAMPLING EQUIPMENT CODES: APP = After Peristaltic Pump. B = Bailer; BP = Bladder Pump; ESP = Electric Submersible Pump; RFPP = Reverse Flow Peristaltic Pump; SM = Straw Method (Tubing Gravity Drain); O = Other (Specify)

NOTES: 1. The above do not constitute all of the information required by Chapter 62-160, F.A.C.
2. STABILIZATION CRITERIA FOR RANGE OF VARIATION OF LAST THREE CONSECUTIVE READINGS (SEE FS 2212, SECTION 3)
pH: ± 0.2 units Temperature: ± 0.2 °C Specific Conductance: ± 5% Dissolved Oxygen: all readings ≤ 20% saturation (see Table FS 2200-2); optionally, ± 0.2 mg/L or ± 10% (whichever is greater) Turbidity: all readings ≤ 20 NTU; optionally ± 5 NTU or ± 10% (whichever is greater)

Revision Date: February 12, 2009

Form FD 9000-24

GROUNDWATER SAMPLING LOG

SITE NAME: VISTA | SITE LOCATION: APOPKA, FL

WELL NO: MW-05B | SAMPLE ID: | DATE: 7-5-12

PURGING DATA

WELL DIAMETER (inches): 2 | TUBING DIAMETER (inches): 3/8 | WELL SCREEN INTERVAL DEPTH 59.35 feet to 69.35 feet | STATIC DEPTH TO WATER (feet): 34.64 | PURGE PUMP TYPE OR BAILER: BP

WELL ELEVATION TOC (ft NGVD): 81.27 | GROUNDWATER ELEVATION (ft NGVD): 46.63

WELL VOLUME PURGE: 1 WELL VOLUME = (TOTAL WELL DEPTH - STATIC DEPTH TO WATER) X WELL CAPACITY
(only fill out if applicable)
= (feet - feet) X gallons/foot = gallons

EQUIPMENT VOLUME PURGE: 1 EQUIPMENT VOL. = PUMP VOLUME + (TUBING CAPACITY X TUBING LENGTH) + FLOW CELL VOLUME
(only fill out if applicable)
= 0.3 gallons + (0.006 gallons/foot X 69.35 feet) + 0.05 gallons = 0.78 gallons

INITIAL PUMP OR TUBING DEPTH IN WELL (feet): 64.35 | FINAL PUMP OR TUBING DEPTH IN WELL (feet): 64.35 | PURGING INITIATED AT: 1348 | PURGING ENDED AT: 1409 | TOTAL VOLUME PURGED (gallons): 5.67

TIME	VOLUME PURGED (gallons)	CUMUL VOLUME PURGED (gallons)	PURGE RATE (gpm)	DEPTH TO WATER (feet)	pH (standard units)	TEMP. (°C)	COND. (circle units) µmhos/cm or µS/cm	DISSOLVED OXYGEN (circle units) mg/L or % saturation	TURBIDITY (NTUs)	ORP (mV)	COLOR	ODOR
1359	2.97	2.97	0.27	35.88	7.24	23.7	217	0.0	8.52	-57		
1407	0.81	3.78	0.27	35.90	7.27	23.7	219	0.0	6.63	-59		
1405	0.81	4.59	0.27	35.90	7.25	23.7	219	0.0	7.69	-61		
1408	0.81	5.40	0.27	35.91	7.28	23.7	220	0.0	7.82	-63	NONE	

WELL CAPACITY (Gallons Per Foot): 0.75" = 0.02; 1" = 0.04; 1.25" = 0.06; 2" = 0.16; 3" = 0.37; 4" = 0.65; 5" = 1.02; 6" = 1.47; 12" = 5.88
TUBING INSIDE DIA. CAPACITY (Gal./Ft.): 1/8" = 0.0006; 3/16" = 0.0014; 1/4" = 0.0026; 5/16" = 0.004; 3/8" = 0.006; 1/2" = 0.010; 5/8" = 0.016

PURGING EQUIPMENT CODES: B = Bailer; BP = Bladder Pump; ESP = Electric Submersible Pump; PP = Peristaltic Pump; O = Other (Specify)

SAMPLING DATA

SAMPLED BY (PRINT) / AFFILIATION: DAN ARMOUR / PRO-TECH | SAMPLER(S) SIGNATURE(S): | SAMPLING INITIATED AT 1409 | SAMPLING ENDED AT: NR

PUMP OR TUBING DEPTH IN WELL (feet): 64.35 | TUBING MATERIAL CODE: T | FIELD-FILTERED: Y (N) µm Filtration Equipment: Type | FILTER SIZE

FIELD DECONTAMINATION: PUMP Y (N) TUBING Y (N) replaced) | DUPLICATE: Y (N)

SAMPLE CONTAINER SPECIFICATION				SAMPLE PRESERVATION			INTENDED ANALYSIS AND/OR METHOD	SAMPLE PUMP FLOW RATE (mL per minute)	SAMPLING EQUIPMENT CODE
SAMPLE ID CODE	# CONTAINERS	MATERIAL CODE	VOLUME	PRESERVATIVE USED	TOTAL VOL ADDED IN FIELD (mL)	FINAL pH			
	* SEE SAMPLE C-O-C AND BOTTLE ORDER WORK SHEET								

REMARKS: SHEEN: NO

MATERIAL CODES: AG = Amber Glass; CG = Clear Glass; PE = Polyethylene; PP = Polypropylene; S = Silicone T = Teflon O = Other (Specify)

SAMPLING EQUIPMENT CODES: APP = After Peristaltic Pump; B = Bailer; BP = Bladder Pump; ESP = Electric Submersible Pump; RFPP = Reverse Flow Peristaltic Pump; SM = Straw Method (Tubing Gravity Drain); O = Other (Specify)

NOTES: 1. The above do not constitute all of the information required by Chapter 62-160, F.A.C.
2. STABILIZATION CRITERIA FOR RANGE OF VARIATION OF LAST THREE CONSECUTIVE READINGS (SEE FS 2212, SECTION 3)
pH: ± 0.2 units Temperature: ± 0.2 °C Specific Conductance: ± 5% Dissolved Oxygen: all readings ≤ 20% saturation (see Table FS 2200-2); optionally, ± 0.2 mg/L or ± 10% (whichever is greater) Turbidity: all readings ≤ 20 NTU; optionally ± 5 NTU or ± 10% (whichever is greater)

Revision Date: February 12, 2009

Form FD 9000-24

GROUNDWATER SAMPLING LOG

SITE NAME: VISTA		SITE LOCATION: APOPKA, FL	
WELL NO: MW-4A	SAMPLE ID:		DATE: 7-5-12

PURGING DATA

WELL DIAMETER (inches): 2	TUBING DIAMETER (inches): 1/4	WELL SCREEN INTERVAL DEPTH 26.65 feet to 46.65 feet	STATIC DEPTH TO WATER (feet): 35.14		PURGE PUMP TYPE OR BAILER: BP
WELL ELEVATION TOC (ft NGVD): 82.04			GROUNDWATER ELEVATION (ft NGVD): 46.90		

WELL VOLUME PURGE: 1 WELL VOLUME = (TOTAL WELL DEPTH - STATIC DEPTH TO WATER) X WELL CAPACITY
(only fill out if applicable)
= (feet – feet) X gallons/foot = gallons

EQUIPMENT VOLUME PURGE: 1 EQUIPMENT VOL. = PUMP VOLUME + (TUBING CAPACITY X TUBING LENGTH) + FLOW CELL VOLUME
(only fill out if applicable)
= 0.2 gallons + (0.0026 gallons/foot X 46.65 feet) + 0.05 gallons = 0.37 gallons

INITIAL PUMP OR TUBING DEPTH IN WELL (feet): 41.65	FINAL PUMP OR TUBING DEPTH IN WELL (feet): 41.65	PURGING INITIATED AT: 1314	PURGING ENDED AT: 1333	TOTAL VOLUME PURGED (gallons): 2.66

TIME	VOLUME PURGED (gallons)	CUMUL. VOLUME PURGED (gallons)	PURGE RATE (gpm)	DEPTH TO WATER (feet)	pH (standard units)	TEMP (°C)	COND. (circle units) µmhos/cm or µS/cm	DISSOLVED OXYGEN (circle units) mg/L or % saturation	TURBIDITY (NTUs)	ORP (mV)	COLOR	ODOR
1323	1.26	1.26	0.14	36.47	4.96	23.9	56	0.6	4.33	129		
1326	0.42	1.68	0.14	36.49	4.94	23.9	56	0.6	5.06	129		
1329	0.42	2.10	0.14	36.46	4.93	23.9	55	0.6	4.76	130		
1332	0.42	2.52	0.14	36.46	4.93	23.9	55	0.6	4.14	131	NONE	

WELL CAPACITY (Gallons Per Foot): 0.75" = 0.02; 1" = 0.04; 1.25" = 0.06; 2" = 0.16; 3" = 0.37; 4" = 0.65; 5" = 1.02; 6" = 1.47; 12" = 5.88
TUBING INSIDE DIA. CAPACITY (Gal./Ft.): 1/8" = 0.0006; 3/16" = 0.0014; 1/4" = 0.0026; 5/16" = 0.004; 3/8" = 0.006; 1/2" = 0.010; 5/8" = 0.016
PURGING EQUIPMENT CODES: B = Bailer; BP = Bladder Pump; ESP = Electric Submersible Pump; PP = Peristaltic Pump; O = Other (Specify)

SAMPLING DATA

SAMPLED BY (PRINT) / AFFILIATION: DAN ARMOUR / PRO-TECH	SAMPLER(S) SIGNATURE(S):	SAMPLING INITIATED AT: 1333	SAMPLING ENDED AT: NR
PUMP OR TUBING DEPTH IN WELL (feet): 41.65	TUBING MATERIAL CODE: T	FIELD-FILTERED: Y (N) µm Filtration Equipment Type:	FILTER SIZE:
FIELD DECONTAMINATION: PUMP Y (N)	TUBING Y (N) (replaced)	DUPLICATE: Y (N)	

SAMPLE CONTAINER SPECIFICATION				SAMPLE PRESERVATION			INTENDED ANALYSIS AND/OR METHOD	SAMPLE PUMP FLOW RATE (mL per minute)	SAMPLING EQUIPMENT CODE
SAMPLE ID CODE	# CONTAINERS	MATERIAL CODE	VOLUME	PRESERVATIVE USED	TOTAL VOL ADDED IN FIELD (mL)	FINAL pH			
	* SEE SAMPLE C-O-C AND BOTTLE ORDER WORK SHEET								

REMARKS:
SHEEN: NO

MATERIAL CODES: AG = Amber Glass; CG = Clear Glass; PE = Polyethylene; PP = Polypropylene; S = Silicone; T = Teflon; O = Other (Specify)

SAMPLING EQUIPMENT CODES: APP = After Peristaltic Pump; B = Bailer; BP = Bladder Pump; ESP = Electric Submersible Pump; RFPP = Reverse Flow Peristaltic Pump; SM = Straw Method (Tubing Gravity Drain); O = Other (Specify)

NOTES: 1. The above do not constitute all of the information required by Chapter 62-160, F.A.C.
2. STABILIZATION CRITERIA FOR RANGE OF VARIATION OF LAST THREE CONSECUTIVE READINGS (SEE FS 2212, SECTION 3)
pH: ± 0.2 units Temperature: ± 0.2 °C Specific Conductance: ± 5% Dissolved Oxygen: all readings ≤ 20% saturation (see Table FS 2200-2); optionally, ± 0.2 mg/L or ± 10% (whichever is greater) Turbidity: all readings ≤ 20 NTU; optionally ± 5 NTU or ± 10% (whichever is greater)

Revision Date: February 12, 2009

Form FD 9000-24

GROUNDWATER SAMPLING LOG

SITE NAME: VISTA		SITE LOCATION: APOPKA, FL	
WELL NO: MW-4B	SAMPLE ID:		DATE: 7 5-12

PURGING DATA

WELL DIAMETER (inches): 2	TUBING DIAMETER (inches): 3/8	WELL SCREEN INTERVAL DEPTH 63.00 feet to 73.00 feet	STATIC DEPTH TO WATER (feet): 35.27	PURGE PUMP TYPE OR BAILER: BP

WELL ELEVATION TOC (ft NGVD): 83.18 GROUNDWATER ELEVATION (ft NGVD): 47.91

WELL VOLUME PURGE: 1 WELL VOLUME = (TOTAL WELL DEPTH – STATIC DEPTH TO WATER) X WELL CAPACITY
(only fill out if applicable)
= (feet – feet) X gallons/foot = gallons

EQUIPMENT VOLUME PURGE: 1 EQUIPMENT VOL. = PUMP VOLUME + (TUBING CAPACITY X TUBING LENGTH) + FLOW CELL VOLUME
(only fill out if applicable)
= 0.3 gallons + (0.006 gallons/foot X 73.00 feet) + 0.05 gallons = 0.79 gallons

INITIAL PUMP OR TUBING DEPTH IN WELL (feet): 68.00	FINAL PUMP OR TUBING DEPTH IN WELL (feet): 68.00	PURGING INITIATED AT: 1240	PURGING ENDED AT: 1301	TOTAL VOLUME PURGED (gallons): 5.67

TIME	VOLUME PURGED (gallons)	CUMUL. VOLUME PURGED (gallons)	PURGE RATE (gpm)	DEPTH TO WATER (feet)	pH (standard units)	TEMP (°C)	COND. (circle units) µmhos/cm or µS/cm	DISSOLVED OXYGEN (circle units) mg/L or % saturation	TURBIDITY (NTUs)	ORP (mV)	COLOR	ODOR
1251	2.97	2.97	0.27	37.17	5.40	23.6	39	0.6	3.94	134		
1254	0.81	3.78	0.27	37.17	5.38	23.6	38	0.6	3.06	140		
1257	0.81	4.59	0.27	37.15	5.37	23.6	39	0.6	2.41	143		
1300	0.81	5.40	0.27	37.15	5.35	23.6	39	0.6	3.03	144	NONE	

WELL CAPACITY (Gallons Per Foot): 0.75" = 0.02, 1" = 0.04; 1.25" = 0.06, 2" = 0.16, 3" = 0.37; 4" = 0.65, 5" = 1.02, 6" = 1.47, 12" = 5.88
TUBING INSIDE DIA. CAPACITY (Gal./Ft.): 1/8" = 0.0006; 3/16" = 0.0014; 1/4" = 0.0026; 5/16" = 0.004; 3/8" = 0.006; 1/2" = 0.010, 5/8" = 0.016
PURGING EQUIPMENT CODES: B = Bailer; BP = Bladder Pump; ESP = Electric Submersible Pump; PP = Peristaltic Pump; O = Other (Specify)

SAMPLING DATA

SAMPLED BY (PRINT) / AFFILIATION: DAN [illegible] / PRO-TECH	SAMPLER(S) SIGNATURE(S): [signature]	SAMPLING INITIATED AT: 1301	SAMPLING ENDED AT: NR
PUMP OR TUBING DEPTH IN WELL (feet): 68.00	TUBING MATERIAL CODE: T	FIELD-FILTERED: Y (N) µm Filtration Equipment Type:	FILTER SIZE:

FIELD DECONTAMINATION: PUMP Y (N) TUBING Y (N) (replaced) DUPLICATE: Y (N)

SAMPLE CONTAINER SPECIFICATION				SAMPLE PRESERVATION			INTENDED ANALYSIS AND/OR METHOD	SAMPLE PUMP FLOW RATE (mL per minute)	SAMPLING EQUIPMENT CODE
SAMPLE ID CODE	# CONTAINERS	MATERIAL CODE	VOLUME	PRESERVATIVE USED	TOTAL VOL ADDED IN FIELD (mL)	FINAL pH			
	* SEE SAMPLE C-O-C AND BOTTLE ORDER WORK SHEET								

REMARKS
SHEEN - NO

MATERIAL CODES: AG = Amber Glass; CG = Clear Glass; PE = Polyethylene; PP = Polypropylene; S = Silicone; T = Teflon; O = Other (Specify)

SAMPLING EQUIPMENT CODES: APP = After Peristaltic Pump; B = Bailer; BP = Bladder Pump; ESP = Electric Submersible Pump; RFPP = Reverse Flow Peristaltic Pump; SM = Straw Method (Tubing Gravity Drain), O = Other (Specify)

NOTES: 1. The above do not constitute all of the information required by Chapter 62-160, F.A.C.
2. STABILIZATION CRITERIA FOR RANGE OF VARIATION OF LAST THREE CONSECUTIVE READINGS (SEE FS 2212, SECTION 3)
pH: ± 0.2 units Temperature: ± 0.2 °C Specific Conductance: ± 5% Dissolved Oxygen: all readings ≤ 20% saturation (see Table FS 2200-2); optionally, ± 0.2 mg/L or ± 10% (whichever is greater) Turbidity: all readings ≤ 20 NTU; optionally ± 5 NTU or ± 10% (whichever is greater)

Revision Date: February 12, 2009

Form FD 9000-24

GROUNDWATER SAMPLING LOG

SITE NAME: VISTA		SITE LOCATION: APOPKA, FL	
WELL NO: MW-03A	SAMPLE ID:		DATE: 7-5-12

PURGING DATA

WELL DIAMETER (inches): 2	TUBING DIAMETER (inches): 1/4	WELL SCREEN INTERVAL DEPTH: 50.2 feet to 60.2 feet	STATIC DEPTH TO WATER (feet): 45.88		PURGE PUMP TYPE OR BAILER: BP
WELL ELEVATION TOC (ft NGVD): 92.87			GROUNDWATER ELEVATION (ft NGVD): 46.99		

WELL VOLUME PURGE: 1 WELL VOLUME = (TOTAL WELL DEPTH – STATIC DEPTH TO WATER) X WELL CAPACITY
(only fill out if applicable)
= (feet – feet) X gallons/foot = gallons

EQUIPMENT VOLUME PURGE: 1 EQUIPMENT VOL. = PUMP VOLUME + (TUBING CAPACITY X TUBING LENGTH) + FLOW CELL VOLUME
(only fill out if applicable)
= 0.2 gallons + (0.0026 gallons/foot X 60.20 feet) + 0.05 gallons = 0.41 gallons

INITIAL PUMP OR TUBING DEPTH IN WELL (feet): 55.20	FINAL PUMP OR TUBING DEPTH IN WELL (feet): 55.20	PURGING INITIATED AT: 1207	PURGING ENDED AT: 1226	TOTAL VOLUME PURGED (gallons): 2.85

TIME	VOLUME PURGED (gallons)	CUMUL. VOLUME PURGED (gallons)	PURGE RATE (gpm)	DEPTH TO WATER (feet)	pH (standard units)	TEMP (°C)	COND. (circle units) µmhos/cm or µS/cm	DISSOLVED OXYGEN (circle units) mg/L or % saturation	TURBIDITY (NTUs)	ORP (mV)	COLOR	ODOR
1216	1.35	1.35	0.15	46.18	5.36	23.7	96	4.9	5.16	62		
1219	0.45	1.80	0.15	46.20	5.34	23.7	95	4.9	5.14	61		
1222	0.45	2.25	0.15	46.20	5.34	23.6	93	4.9	5.06	59		
1225	0.45	2.70	0.15	46.22	5.33	23.6	92	5.0	4.92	58	NONE	

WELL CAPACITY (Gallons Per Foot): 0.75" = 0.02; 1" = 0.04; 1.25" = 0.06; 2" = 0.16; 3" = 0.37; 4" = 0.65; 5" = 1.02; 6" = 1.47; 12" = 5.88
TUBING INSIDE DIA. CAPACITY (Gal./Ft.): 1/8" = 0.0006; 3/16" = 0.0014; 1/4" = 0.0026; 5/16" = 0.004; 3/8" = 0.006; 1/2" = 0.010; 5/8" = 0.016
PURGING EQUIPMENT CODES: B = Bailer; BP = Bladder Pump; ESP = Electric Submersible Pump; PP = Peristaltic Pump; O = Other (Specify)

SAMPLING DATA

SAMPLED BY (PRINT) / AFFILIATION: DAN ARMOUR / PRO-TECH	SAMPLER(S) SIGNATURE(S):	SAMPLING INITIATED AT: 1226	SAMPLING ENDED AT: NR
PUMP OR TUBING DEPTH IN WELL (feet): 55.20	TUBING MATERIAL CODE: T	FIELD-FILTERED: Y (N) µm Filtration Equipment Type:	FILTER SIZE:
FIELD DECONTAMINATION: PUMP Y (N)	TUBING Y (N) (replaced)	DUPLICATE: Y (N)	

SAMPLE CONTAINER SPECIFICATION				SAMPLE PRESERVATION			INTENDED ANALYSIS AND/OR METHOD	SAMPLE PUMP FLOW RATE (mL per minute)	SAMPLING EQUIPMENT CODE
SAMPLE ID CODE	# CONTAINERS	MATERIAL CODE	VOLUME	PRESERVATIVE USED	TOTAL VOL ADDED IN FIELD (mL)	FINAL pH			
* SEE SAMPLE C-O-C AND BOTTLE ORDER WORK SHEET									

REMARKS:
SHEEN: NO

MATERIAL CODES: AG = Amber Glass; CG = Clear Glass; PE = Polyethylene; PP = Polypropylene; S = Silicone; T = Teflon; O = Other (Specify)

SAMPLING EQUIPMENT CODES: APP = After Peristaltic Pump; B = Bailer; BP = Bladder Pump; ESP = Electric Submersible Pump; RFPP = Reverse Flow Peristaltic Pump; SM = Straw Method (Tubing Gravity Drain); O = Other (Specify)

NOTES: 1. The above do not constitute all of the information required by Chapter 62-160, F.A.C.
2. STABILIZATION CRITERIA FOR RANGE OF VARIATION OF LAST THREE CONSECUTIVE READINGS (SEE FS 2212, SECTION 3)
pH: ± 0.2 units Temperature: ± 0.2 °C Specific Conductance: ± 5% Dissolved Oxygen: all readings ≤ 20% saturation (see Table FS 2200-2); optionally, ± 0.2 mg/L or ± 10% (whichever is greater) Turbidity: all readings ≤ 20 NTU; optionally ± 5 NTU or ± 10% (whichever is greater)

Revision Date. February 12, 2009

Form FD 9000-24

GROUNDWATER SAMPLING LOG

SITE NAME: VISTA | SITE LOCATION: APOPKA, FL

WELL NO: MW-03B | SAMPLE ID: | DATE: 7-5-12

PURGING DATA

WELL DIAMETER (inches): 2 | TUBING DIAMETER (inches): 3/8 | WELL SCREEN INTERVAL DEPTH 80.30 feet to 85.30 feet | STATIC DEPTH TO WATER (feet): 46.03 | PURGE PUMP TYPE OR BAILER: BP

WELL ELEVATION TOC (ft NGVD): 93.06 | GROUNDWATER ELEVATION (ft NGVD): 47.03

WELL VOLUME PURGE: 1 WELL VOLUME = (TOTAL WELL DEPTH – STATIC DEPTH TO WATER) X WELL CAPACITY
(only fill out if applicable)
= (feet – feet) X gallons/foot = gallons

EQUIPMENT VOLUME PURGE: 1 EQUIPMENT VOL. = PUMP VOLUME + (TUBING CAPACITY X TUBING LENGTH) + FLOW CELL VOLUME
(only fill out if applicable)
= 0.3 gallons + (0.006 gallons/foot X 85.30 feet) + 0.05 gallons = 0.86 gallons

INITIAL PUMP OR TUBING DEPTH IN WELL (feet): 82.80 | FINAL PUMP OR TUBING DEPTH IN WELL (feet): 82.80 | PURGING INITIATED AT: 1135 | PURGING ENDED AT: 1156 | TOTAL VOLUME PURGED (gallons): 6.67

TIME	VOLUME PURGED (gallons)	CUMUL. VOLUME PURGED (gallons)	PURGE RATE (gpm)	DEPTH TO WATER (feet)	pH (standard units)	TEMP. (°C)	COND. (circle units) µmhos/cm or µS/cm	DISSOLVED OXYGEN (circle units) mg/L or % saturation	TURBIDITY (NTUs)	ORP (mV)	COLOR	ODOR
1146	3.19	3.19	0.29	47.16	5.64	23.4	147	4.7	6.51	58		
1149	0.87	4.06	0.29	47.17	5.66	23.4	146	4.8	6.59	55		
1152	0.87	4.93	0.29	47.17	5.67	23.3	149	4.7	5.78	53		
1155	0.87	5.80	0.29	47.18	5.67	23.3	151	4.8	5.76	51	NONE	

WELL CAPACITY (Gallons Per Foot): 0.75" = 0.02; 1" = 0.04; 1.25" = 0.06; 2" = 0.16; 3" = 0.37; 4" = 0.65; 5" = 1.02; 6" = 1.47; 12" = 5.88
TUBING INSIDE DIA. CAPACITY (Gal./Ft.): 1/8" = 0.0006; 3/16" = 0.0014; 1/4" = 0.0026; 5/16" = 0.004; 3/8" = 0.006; 1/2" = 0.010; 5/8" = 0.016

PURGING EQUIPMENT CODES: B = Bailer; BP = Bladder Pump; ESP = Electric Submersible Pump; PP = Peristaltic Pump; O = Other (Specify)

SAMPLING DATA

SAMPLED BY (PRINT) / AFFILIATION: DAN ARMOUR/PRO-TECH | SAMPLER(S) SIGNATURE(S): [signature] | SAMPLING INITIATED AT: 1156 | SAMPLING ENDED AT: NR

PUMP OR TUBING DEPTH IN WELL (feet): 82.80 | TUBING MATERIAL CODE: T | FIELD-FILTERED: Y (N) µm Filtration Equipment Type: | FILTER SIZE

FIELD DECONTAMINATION: PUMP Y (N) TUBING Y (N) (replaced) | DUPLICATE: Y (N)

SAMPLE ID CODE	# CONTAINERS	MATERIAL CODE	VOLUME	PRESERVATIVE USED	TOTAL VOL ADDED IN FIELD (mL)	FINAL pH	INTENDED ANALYSIS AND/OR METHOD	SAMPLE PUMP FLOW RATE (mL per minute)	SAMPLING EQUIPMENT CODE
	* SEE SAMPLE C-O-C AND BOTTLE ORDER WORK SHEET								

REMARKS:
SHEEN: ND

MATERIAL CODES (Specify): AG = Amber Glass; CG = Clear Glass; PE = Polyethylene; PP = Polypropylene; S = Silicone; T = Teflon; O = Other

SAMPLING EQUIPMENT CODES: APP = After Peristaltic Pump; B = Bailer; BP = Bladder Pump; ESP = Electric Submersible Pump; RFPP = Reverse Flow Peristaltic Pump; SM = Straw Method (Tubing Gravity Drain); O = Other (Specify)

NOTES: 1. The above do not constitute all of the information required by Chapter 62-160, F.A.C.
2. STABILIZATION CRITERIA FOR RANGE OF VARIATION OF LAST THREE CONSECUTIVE READINGS (SEE FS 2212, SECTION 3)
pH: ± 0.2 units Temperature: ± 0.2 °C Specific Conductance: ± 5% Dissolved Oxygen: all readings ≤ 20% saturation (see Table FS 2200-2); optionally, ± 0.2 mg/L or ± 10% (whichever is greater) Turbidity: all readings ≤ 20 NTU; optionally ± 5 NTU or ± 10% (whichever is greater)

Revision Date: February 12, 2009

Form FD 9000-24

GROUNDWATER SAMPLING LOG

SITE NAME: VISTA | SITE LOCATION: APOPKA, FL

WELL NO: MW-FL1 | SAMPLE ID: | DATE: 7-5-12

PURGING DATA

WELL DIAMETER (inches): 2 | TUBING DIAMETER (inches): 3/8 | WELL SCREEN INTERVAL DEPTH: 118.88 feet to 128.88 feet | STATIC DEPTH TO WATER (feet): 46.12 | PURGE PUMP TYPE OR BAILER: BP

WELL ELEVATION TOC (ft NGVD): 93.16 | GROUNDWATER ELEVATION (ft NGVD): 47.04

WELL VOLUME PURGE: 1 WELL VOLUME = (TOTAL WELL DEPTH - STATIC DEPTH TO WATER) X WELL CAPACITY
(only fill out if applicable)
= (feet - feet) X gallons/foot = gallons

EQUIPMENT VOLUME PURGE: 1 EQUIPMENT VOL. = PUMP VOLUME + (TUBING CAPACITY X TUBING LENGTH) + FLOW CELL VOLUME
(only fill out if applicable)
= 0.3 gallons + (0.006 gallons/foot X 128.88 feet) + 0.05 gallons = 1.12 gallons

INITIAL PUMP OR TUBING DEPTH IN WELL (feet): 123.88 | FINAL PUMP OR TUBING DEPTH IN WELL (feet): 127.88 | PURGING INITIATED AT: 1055 | PURGING ENDED AT: 1123 | TOTAL VOLUME PURGED (gallons): 7.52

TIME	VOLUME PURGED (gallons)	CUMUL. VOLUME PURGED (gallons)	PURGE RATE (gpm)	DEPTH TO WATER (feet)	pH (standard units)	TEMP. (°C)	COND. (circle units) µmhos/cm or µS/cm	DISSOLVED OXYGEN (circle units) mg/L or % saturation	TURBIDITY (NTUs)	ORP (mV)	COLOR	ODOR
1110	3.60	3.60	0.30	46.40	6.23	22.7	331	1.3	16.61	-27		
1114	1.20	4.80	0.30	46.40	6.55	22.8	333	1.3	18.27	-22		
1118	1.20	6.00	0.30	46.41	6.52	22.8	330	1.3	18.46	-23		
1122	1.20	7.20	0.30	46.41	6.53	22.8	328	1.3	17.15	-21	NONE	

WELL CAPACITY (Gallons Per Foot): 0.75" = 0.02; 1" = 0.04; 1.25" = 0.06; 2" = 0.16; 3" = 0.37; 4" = 0.65; 5" = 1.02; 6" = 1.47; 12" = 5.88
TUBING INSIDE DIA. CAPACITY (Gal./Ft.): 1/8" = 0.0006; 3/16" = 0.0014; 1/4" = 0.0026; 5/16" = 0.004; 3/8" = 0.006; 1/2" = 0.010; 5/8" = 0.016

PURGING EQUIPMENT CODES: B = Bailer; BP = Bladder Pump; ESP = Electric Submersible Pump; PP = Peristaltic Pump; O = Other (Specify)

SAMPLING DATA

SAMPLED BY (PRINT) / AFFILIATION: DAN AMOUR / PRO-TECH | SAMPLER(S) SIGNATURE(S): [signature] | SAMPLING INITIATED AT: 1123 | SAMPLING ENDED AT: NR

PUMP OR TUBING DEPTH IN WELL (feet): 123.88 | TUBING MATERIAL CODE: T | FIELD-FILTERED: Y (N) µm Filtration Equipment Type: | FILTER SIZE:

FIELD DECONTAMINATION: PUMP Y (N) TUBING Y (N replaced) | DUPLICATE: Y (N)

SAMPLE CONTAINER SPECIFICATION				SAMPLE PRESERVATION			INTENDED ANALYSIS AND/OR METHOD	SAMPLE PUMP FLOW RATE (mL per minute)	SAMPLING EQUIPMENT CODE
SAMPLE ID CODE	# CONTAINERS	MATERIAL CODE	VOLUME	PRESERVATIVE USED	TOTAL VOL ADDED IN FIELD (mL)	FINAL pH			
	* SEE SAMPLE C-O-C AND BOTTLE ORDER WORK SHEET								

REMARKS: SHEEN: NO

MATERIAL CODES: AG = Amber Glass; CG = Clear Glass; PE = Polyethylene; PP = Polypropylene; S = Silicone; T = Teflon; O = Other (Specify)

SAMPLING EQUIPMENT CODES: APP = After Peristaltic Pump; B = Bailer; BP = Bladder Pump; ESP = Electric Submersible Pump; RFPP = Reverse Flow Peristaltic Pump; SM = Straw Method (Tubing Gravity Drain); O = Other (Specify)

NOTES: 1. The above do not constitute all of the information required by Chapter 62-160, F.A.C.
2. STABILIZATION CRITERIA FOR RANGE OF VARIATION OF LAST THREE CONSECUTIVE READINGS (SEE FS 2212, SECTION 3)
pH: ± 0.2 units Temperature: ± 0.2 °C Specific Conductance: ± 5% Dissolved Oxygen: all readings ≤ 20% saturation (see Table FS 2200-2); optionally, ± 0.2 mg/L or ± 10% (whichever is greater) Turbidity: all readings ≤ 20 NTU; optionally ± 5 NTU or ± 10% (whichever is greater)

Revision Date: February 12, 2009

Form FD 9000-24

GROUNDWATER SAMPLING LOG

SITE NAME: VISTA		SITE LOCATION: APOPKA, FL	
WELL NO: MW-7A	SAMPLE ID:		DATE: 7-5-12

PURGING DATA

WELL DIAMETER (inches): 2	TUBING DIAMETER (inches): 1/4	WELL SCREEN INTERVAL DEPTH 51.03 feet to 71.03 feet	STATIC DEPTH TO WATER (feet): 46.54	PURGE PUMP TYPE OR BAILER: BP
WELL ELEVATION TOC (ft NGVD): 109.26			GROUNDWATER ELEVATION (ft NGVD): 62.72	

WELL VOLUME PURGE: 1 WELL VOLUME = (TOTAL WELL DEPTH – STATIC DEPTH TO WATER) X WELL CAPACITY
(only fill out if applicable)
= (feet – feet) X gallons/foot = gallons

EQUIPMENT VOLUME PURGE: 1 EQUIPMENT VOL. = PUMP VOLUME + (TUBING CAPACITY X TUBING LENGTH) + FLOW CELL VOLUME
(only fill out if applicable)
= 0.2 gallons + (0.0026 gallons/foot X 71.03 feet) + 0.05 gallons = 0.43 gallons

INITIAL PUMP OR TUBING DEPTH IN WELL (feet): 66.03	FINAL PUMP OR TUBING DEPTH IN WELL (feet): 66.03	PURGING INITIATED AT: 1025	PURGING ENDED AT: 1045	TOTAL VOLUME PURGED (gallons): 3.20

TIME	VOLUME PURGED (gallons)	CUMUL. VOLUME PURGED (gallons)	PURGE RATE (gpm)	DEPTH TO WATER (feet)	pH (standard units)	TEMP. (°C)	COND. (circle units) µmhos/cm or µS/cm	DISSOLVED OXYGEN (circle units) mg/L or % saturation	TURBIDITY (NTUs)	ORP (mV)	COLOR	ODOR
1035	1.60	1.60	0.16	47.94	7.28	23.0	304	1.2	1.01	-39		
1038	0.48	2.08	0.16	47.94	7.26	23.0	307	1.1	1.28	-44		
1041	0.48	2.56	0.16	47.95	7.25	23.2	308	1.2	1.74	-42		
1044	0.48	3.04	0.16	47.95	7.25	23.0	309	1.1	1.84	-40	NONE	

WELL CAPACITY (Gallons Per Foot): 0.75" = 0.02; 1" = 0.04; 1.25" = 0.06; 2" = 0.16; 3" = 0.37; 4" = 0.65; 5" = 1.02; 6" = 1.47; 12" = 5.88
TUBING INSIDE DIA. CAPACITY (Gal./Ft.): 1/8" = 0.0006; 3/16" = 0.0014; 1/4" = 0.0026; 5/16" = 0.004; 3/8" = 0.006; 1/2" = 0.010; 5/8" = 0.016

PURGING EQUIPMENT CODES: B = Bailer; BP = Bladder Pump; ESP = Electric Submersible Pump; PP = Peristaltic Pump; O = Other (Specify)

SAMPLING DATA

SAMPLED BY (PRINT) / AFFILIATION: Don Armour / PRO-TECH	SAMPLER(S) SIGNATURE(S):	SAMPLING INITIATED AT: 1045	SAMPLING ENDED AT: NR
PUMP OR TUBING DEPTH IN WELL (feet): 66.03	TUBING MATERIAL CODE: T	FIELD-FILTERED: Y (N) µm Filtration Equipment Type:	FILTER SIZE:
FIELD DECONTAMINATION: PUMP Y (N)	TUBING Y (N) (replaced)	DUPLICATE: Y (N)	

SAMPLE CONTAINER SPECIFICATION				SAMPLE PRESERVATION			INTENDED ANALYSIS AND/OR METHOD	SAMPLE PUMP FLOW RATE (mL per minute)	SAMPLING EQUIPMENT CODE
SAMPLE ID CODE	# CONTAINERS	MATERIAL CODE	VOLUME	PRESERVATIVE USED	TOTAL VOL ADDED IN FIELD (mL)	FINAL pH			
	* SEE SAMPLE	C-O-C	AND	BOTTLE	ORDER	WORK	SHEET		

REMARKS:
SMELL: No

MATERIAL CODES: AG = Amber Glass; CG = Clear Glass; PE = Polyethylene; PP = Polypropylene; S = Silicone; T = Teflon; O = Other (Specify)

SAMPLING EQUIPMENT CODES: APP = After Peristaltic Pump; B = Bailer; BP = Bladder Pump; ESP = Electric Submersible Pump; RFPP = Reverse Flow Peristaltic Pump; SM = Straw Method (Tubing Gravity Drain); O = Other (Specify)

NOTES: 1. The above do not constitute all of the information required by Chapter 62-160, F.A.C.
2. STABILIZATION CRITERIA FOR RANGE OF VARIATION OF LAST THREE CONSECUTIVE READINGS (SEE FS 2212, SECTION 3)
pH: ± 0.2 units Temperature: ± 0.2 °C Specific Conductance: ± 5% Dissolved Oxygen: all readings ≤ 20% saturation (see Table FS 2200-2); optionally, ± 0.2 mg/L or ± 10% (whichever is greater) Turbidity: all readings ≤ 20 NTU; optionally ± 5 NTU or ± 10% (whichever is greater)

Revision Date: February 12, 2009

Form FD 9000-24

GROUNDWATER SAMPLING LOG

SITE NAME: VISTA | SITE LOCATION: APOPKA, FL

WELL NO: MW-7B | SAMPLE ID: | DATE: 7-5-12

PURGING DATA

WELL DIAMETER (Inches): 2 | TUBING DIAMETER (Inches): 1/4 | WELL SCREEN INTERVAL DEPTH: 81.7 feet to 91.7 feet | STATIC DEPTH TO WATER (feet): 60.36 | PURGE PUMP TYPE OR BAILER: BP

WELL ELEVATION TOC (ft NGVD): 109.13 | GROUNDWATER ELEVATION (ft NGVD): 48.77

WELL VOLUME PURGE: 1 WELL VOLUME = (TOTAL WELL DEPTH – STATIC DEPTH TO WATER) X WELL CAPACITY
(only fill out if applicable)
= (feet – feet) X gallons/foot = gallons

EQUIPMENT VOLUME PURGE: 1 EQUIPMENT VOL. = PUMP VOLUME + (TUBING CAPACITY X TUBING LENGTH) + FLOW CELL VOLUME
(only fill out if applicable)
= 0.2 gallons + (0.0026 gallons/foot X 91.70 feet) + 0.05 gallons = 0.49 gallons

INITIAL PUMP OR TUBING DEPTH IN WELL (feet): 86.70 | FINAL PUMP OR TUBING DEPTH IN WELL (feet): 86.70 | PURGING INITIATED AT: 0953 | PURGING ENDED AT: 1014 | TOTAL VOLUME PURGED (gallons): 3.57

TIME	VOLUME PURGED (gallons)	CUMUL. VOLUME PURGED (gallons)	PURGE RATE (gpm)	DEPTH TO WATER (feet)	pH (standard units)	TEMP. (°C)	COND. (circle units) µmhos/cm or µS/cm	DISSOLVED OXYGEN (circle units) mg/L or % saturation	TURBIDITY (NTUs)	ORP (mV)	COLOR	ODOR
1004	1.87	1.87	0.17	60.89	6.81	22.9	146	1.1	5.30	-38		
1007	0.51	2.38	0.17	60.90	6.78	22.9	146	1.1	5.16	-36		
1010	0.51	2.89	0.17	60.90	6.77	22.9	145	1.1	5.43	-34		
1013	0.51	3.40	0.17	60.91	6.74	22.9	145	1.1	5.90	-34	NONE	

WELL CAPACITY (Gallons Per Foot): 0.75" = 0.02; 1" = 0.04; 1.25" = 0.06; 2" = 0.16; 3" = 0.37; 4" = 0.65; 5" = 1.02; 6" = 1.47; 12" = 5.88
TUBING INSIDE DIA. CAPACITY (Gal./Ft.): 1/8" = 0.0006, 3/16" = 0.0014; 1/4" = 0.0026; 5/16" = 0.004; 3/8" = 0.006, 1/2" = 0.010; 5/8" = 0.016

PURGING EQUIPMENT CODES: B = Bailer, BP = Bladder Pump; ESP = Electric Submersible Pump; PP = Peristaltic Pump; O = Other (Specify)

SAMPLING DATA

SAMPLED BY (PRINT) / AFFILIATION: DAN ARMOUR / PRO-TECH | SAMPLER(S) SIGNATURE(S): [signature] | SAMPLING INITIATED AT: 1014 | SAMPLING ENDED AT: NR

PUMP OR TUBING DEPTH IN WELL (feet): 86.70 | TUBING MATERIAL CODE: T | FIELD-FILTERED: Y (N) µm Filtration Equipment Type: | FILTER SIZE:

FIELD DECONTAMINATION: PUMP Y (N) TUBING Y (N) (replaced) | DUPLICATE: Y (N)

SAMPLE CONTAINER SPECIFICATION				SAMPLE PRESERVATION			INTENDED ANALYSIS AND/OR METHOD	SAMPLE PUMP FLOW RATE (mL per minute)	SAMPLING EQUIPMENT CODE
SAMPLE ID CODE	# CONTAINERS	MATERIAL CODE	VOLUME	PRESERVATIVE USED	TOTAL VOL ADDED IN FIELD (mL)	FINAL pH			
	* SEE SAMPLE C-O-C AND BOTTLE ORDER WORK SHEET								

REMARKS: SMSSN: NO

MATERIAL CODES: AG = Amber Glass; CG = Clear Glass; PE = Polyethylene; PP = Polypropylene; S = Silicone; T = Teflon; O = Other (Specify)

SAMPLING EQUIPMENT CODES: APP = After Peristaltic Pump; B = Bailer; BP = Bladder Pump; ESP = Electric Submersible Pump; RFPP = Reverse Flow Peristaltic Pump; SM = Straw Method (Tubing Gravity Drain); O = Other (Specify)

NOTES: 1. The above do not constitute all of the information required by Chapter 62-160, F.A.C.
2. STABILIZATION CRITERIA FOR RANGE OF VARIATION OF LAST THREE CONSECUTIVE READINGS (SEE FS 2212, SECTION 3)
pH: ± 0.2 units Temperature: ± 0.2 °C Specific Conductance: ± 5% Dissolved Oxygen: all readings ≤ 20% saturation (see Table FS 2200-2): optionally, ± 0.2 mg/L or ± 10% (whichever is greater) Turbidity: all readings ≤ 20 NTU; optionally ± 5 NTU or ± 10% (whichever is greater)

Revision Date: February 12, 2009

Form FD 9000-24

GROUNDWATER SAMPLING LOG

SITE NAME: VISTA		SITE LOCATION: APOPKA, FL	
WELL NO: MW-01A	SAMPLE ID:		DATE: 7-5-12

PURGING DATA

WELL DIAMETER (inches): 2	TUBING DIAMETER (inches): 3/8	WELL SCREEN INTERVAL DEPTH 59.7 feet to 69.7 feet	STATIC DEPTH TO WATER (feet): 47.37	PURGE PUMP TYPE OR BAILER: BP
WELL ELEVATION TOC (ft NGVD): 109.47		GROUNDWATER ELEVATION (ft NGVD): 62.10		

WELL VOLUME PURGE: 1 WELL VOLUME = (TOTAL WELL DEPTH – STATIC DEPTH TO WATER) X WELL CAPACITY
(only fill out if applicable)
= (feet – feet) X gallons/foot = gallons

EQUIPMENT VOLUME PURGE: 1 EQUIPMENT VOL. = PUMP VOLUME + (TUBING CAPACITY X TUBING LENGTH) + FLOW CELL VOLUME
(only fill out if applicable)
= 0.3 gallons + (0.006 gallons/foot X 69.71 feet) + 0.05 gallons = 0.77 gallons

INITIAL PUMP OR TUBING DEPTH IN WELL (feet): 64.71	FINAL PUMP OR TUBING DEPTH IN WELL (feet): 64.71	PURGING INITIATED AT: 0846	PURGING ENDED AT: 0906	TOTAL VOLUME PURGED (gallons): 5.40

TIME	VOLUME PURGED (gallons)	CUMUL. VOLUME PURGED (gallons)	PURGE RATE (gpm)	DEPTH TO WATER (feet)	pH (standard units)	TEMP. (°C)	COND. (circle units) µmhos/cm or µS/cm	DISSOLVED OXYGEN (circle units) mg/L or % saturation	TURBIDITY (NTUs)	ORP (mV)	COLOR	ODOR
0856	2.70	2.70	0.27	63.58	7.03	22.8	379	1.2	3.78	-31		
0859	0.81	3.51	0.27	63.60	7.06	22.8	384	1.2	2.72	-34		
0902	0.81	4.32	0.27	63.60	7.07	22.8	381	1.2	1.13	-37		
0905	0.81	5.13	0.27	63.60	7.08	22.8	381	1.3	1.03	-38	NONE	

WELL CAPACITY (Gallons Per Foot): 0.75" = 0.02; 1" = 0.04, 1.25" = 0.06; 2" = 0.16; 3" = 0.37; 4" = 0.65; 5" = 1.02, 6" = 1.47, 12" = 5.88
TUBING INSIDE DIA. CAPACITY (Gal./Ft.): 1/8" = 0.0006; 3/16" = 0.0014; 1/4" = 0.0026; 5/16" = 0.004; 3/8" = 0.006; 1/2" = 0.010; 5/8" = 0.016

PURGING EQUIPMENT CODES: B = Bailer; BP = Bladder Pump; ESP = Electric Submersible Pump; PP = Peristaltic Pump; O = Other (Specify)

SAMPLING DATA

SAMPLED BY (PRINT) / AFFILIATION: DAN AERNOLA / PRO-TECH	SAMPLER(S) SIGNATURE(S):	SAMPLING INITIATED AT: 0906	SAMPLING ENDED AT: NR
PUMP OR TUBING DEPTH IN WELL (feet): 64.71	TUBING MATERIAL CODE: T	FIELD-FILTERED: Y (N) µm Filtration Equipment Type	FILTER SIZE:
FIELD DECONTAMINATION: PUMP Y (N)	TUBING Y (N) (replaced)	DUPLICATE: Y (N)	

SAMPLE CONTAINER SPECIFICATION				SAMPLE PRESERVATION			INTENDED ANALYSIS AND/OR METHOD	SAMPLE PUMP FLOW RATE (mL per minute)	SAMPLING EQUIPMENT CODE
SAMPLE ID CODE	# CONTAINERS	MATERIAL CODE	VOLUME	PRESERVATIVE USED	TOTAL VOL ADDED IN FIELD (mL)	FINAL pH			
* SEE SAMPLE C-O-C AND BOTTLE ORDER WORK SHEET									

REMARKS: SHEEN NO

MATERIAL CODES: AG = Amber Glass; CG = Clear Glass; PE = Polyethylene; PP = Polypropylene; S = Silicone; T = Teflon; O = Other (Specify)

SAMPLING EQUIPMENT CODES: APP = After Peristaltic Pump; B = Bailer; BP = Bladder Pump; ESP = Electric Submersible Pump; RFPP = Reverse Flow Peristaltic Pump; SM = Straw Method (Tubing Gravity Drain); O = Other (Specify)

NOTES: 1. The above do not constitute all of the information required by Chapter 62-160, F.A.C.
2. STABILIZATION CRITERIA FOR RANGE OF VARIATION OF LAST THREE CONSECUTIVE READINGS (SEE FS 2212, SECTION 3)
pH: ± 0.2 units Temperature: ± 0.2 °C Specific Conductance: ± 5% Dissolved Oxygen: all readings ≤ 20% saturation (see Table FS 2200-2); optionally, ± 0.2 mg/L or ± 10% (whichever is greater) Turbidity: all readings ≤ 20 NTU; optionally ± 5 NTU or ± 10% (whichever is greater)

Revision Date: February 12, 2009

Form FD 9000-24

GROUNDWATER SAMPLING LOG

SITE NAME: VISTA | SITE LOCATION: APOPKA, FL

WELL NO: MW-01B | SAMPLE ID: | DATE 7-5-12

PURGING DATA

WELL DIAMETER (inches): 2 | TUBING DIAMETER (inches): 3/8 | WELL SCREEN INTERVAL DEPTH 86.78 feet to 96.78 feet | STATIC DEPTH TO WATER (feet) 59.01 | PURGE PUMP TYPE OR BAILER: BP

WELL ELEVATION TOC (ft NGVD): 109.53 | GROUNDWATER ELEVATION (ft NGVD): 50.52

WELL VOLUME PURGE: 1 WELL VOLUME = (TOTAL WELL DEPTH – STATIC DEPTH TO WATER) X WELL CAPACITY
(only fill out if applicable)
= (feet – feet) X gallons/foot = gallons

EQUIPMENT VOLUME PURGE: 1 EQUIPMENT VOL. = PUMP VOLUME + (TUBING CAPACITY X TUBING LENGTH) + FLOW CELL VOLUME
(only fill out if applicable)
= 0.3 gallons + (0.006 gallons/foot X 96.78 (feet) + 0.05 gallons = 0.93 gallons

INITIAL PUMP OR TUBING DEPTH IN WELL (feet): 91.78 | FINAL PUMP OR TUBING DEPTH IN WELL (feet): 91.78 | PURGING INITIATED AT 0918 | PURGING ENDED AT: 0939 | TOTAL VOLUME PURGED (gallons) 6.72

TIME	VOLUME PURGED (gallons)	CUMUL. VOLUME PURGED (gallons)	PURGE RATE (gpm)	DEPTH TO WATER (feet)	pH (standard units)	TEMP. (°C)	COND. (circle units) µmhos/cm or mS/cm	DISSOLVED OXYGEN (circle units) mg/L or % saturation	TURBIDITY (NTUs)	ORP (mV)	COLOR	ODOR
0929	3.52	3.52	0.32	59.93	7.55	23.0	175	0.2	3.98	-58		
0932	0.96	4.48	0.32	59.95	7.56	23.0	172	0.3	2.23	-55		
0935	0.96	5.44	0.32	59.95	7.57	22.9	172	0.2	2.87	-53		
0938	0.96	6.40	0.32	59.96	7.56	23.0	172	0.2	2.47	-50	NONE	

WELL CAPACITY (Gallons Per Foot): 0.75" = 0.02; 1" = 0.04; 1.25" = 0.06; 2" = 0.16; 3" = 0.37; 4" = 0.65; 5" = 1.02; 6" = 1.47; 12" = 5.88
TUBING INSIDE DIA. CAPACITY (Gal./Ft.): 1/8" = 0.0006; 3/16" = 0.0014; 1/4" = 0.0026; 5/16" = 0.004; 3/8" = 0.005; 1/2" = 0.010; 5/8" = 0.016
PURGING EQUIPMENT CODES: B = Bailer; BP = Bladder Pump; ESP = Electric Submersible Pump; PP = Peristaltic Pump; O = Other (Specify)

SAMPLING DATA

SAMPLED BY (PRINT) / AFFILIATION: DAN ARMGUA / PRO-TECH | SAMPLER(S) SIGNATURE(S): [signature] | SAMPLING INITIATED AT: 0939 | SAMPLING ENDED AT: NR

PUMP OR TUBING DEPTH IN WELL (feet): 91.78 | TUBING MATERIAL CODE: T | FIELD-FILTERED: Y (N) µm Filtration Equipment: Type | FILTER SIZE

FIELD DECONTAMINATION: PUMP Y (N) TUBING Y (N replaced) | DUPLICATE: Y (N)

SAMPLE CONTAINER SPECIFICATION				SAMPLE PRESERVATION			INTENDED ANALYSIS AND/OR METHOD	SAMPLE PUMP FLOW RATE (mL per minute)	SAMPLING EQUIPMENT CODE
SAMPLE ID CODE	# CONTAINERS	MATERIAL CODE	VOLUME	PRESERVATIVE USED	TOTAL VOL ADDED IN FIELD (mL)	FINAL pH			
	* SEE SAMPLE C-O-C AND BOTTLE ORDER WORK SHEET								

REMARKS: SHEEN. NO

MATERIAL CODES: AG = Amber Glass; CG = Clear Glass; PE = Polyethylene; PP = Polypropylene; S = Silicone; T = Teflon; O = Other (Specify)

SAMPLING EQUIPMENT CODES: APP = After Peristaltic Pump; B = Bailer; BP = Bladder Pump; ESP = Electric Submersible Pump; RFPP = Reverse Flow Peristaltic Pump; SM = Straw Method (Tubing Gravity Drain); O = Other (Specify)

NOTES: 1. The above do not constitute all of the information required by Chapter 62-160, F.A.C.
2. STABILIZATION CRITERIA FOR RANGE OF VARIATION OF LAST THREE CONSECUTIVE READINGS (SEE, FS 2212, SECTION 3)
pH: ± 0.2 units Temperature: ± 0.2 °C Specific Conductance: ± 5% Dissolved Oxygen: all readings ≤ 20% saturation (see Table FS 2200-2); optionally, ± 0.2 mg/L or ± 10% (whichever is greater) Turbidity: all readings ≤ 20 NTU; optionally ± 5 NTU or ± 10% (whichever is greater)

Revision Date: February 12, 2009

Form FD 9000-24

GROUNDWATER SAMPLING LOG

SITE NAME: VISTA		SITE LOCATION: APOPKA, FL	
WELL NO: MW-FL3	SAMPLE ID:		DATE: 7-5-12

PURGING DATA

WELL DIAMETER (inches): 2	TUBING DIAMETER (inches): 3/8	WELL SCREEN INTERVAL DEPTH: 137.1 feet to 142.1 feet	STATIC DEPTH TO WATER (feet): 50.69		PURGE PUMP TYPE OR BAILER: BP
WELL ELEVATION TOC (ft NGVD): 97.49			GROUNDWATER ELEVATION (ft NGVD): 46.80		

WELL VOLUME PURGE: 1 WELL VOLUME = (TOTAL WELL DEPTH - STATIC DEPTH TO WATER) X WELL CAPACITY
(only fill out if applicable)
= (feet - feet) X gallons/foot = gallons

EQUIPMENT VOLUME PURGE: 1 EQUIPMENT VOL. = PUMP VOLUME + (TUBING CAPACITY X TUBING LENGTH) + FLOW CELL VOLUME
(only fill out if applicable)
= 0.3 gallons + (0.006 gallons/foot X 142.10 feet) + 0.05 gallons = 1.26 gallons

INITIAL PUMP OR TUBING DEPTH IN WELL (feet): 137.10	FINAL PUMP OR TUBING DEPTH IN WELL (feet): 137.10	PURGING INITIATED AT: 0801	PURGING ENDED AT: 0827		TOTAL VOLUME PURGED (gallons): 8.06

TIME	VOLUME PURGED (gallons)	CUMUL. VOLUME PURGED (gallons)	PURGE RATE (gpm)	DEPTH TO WATER (feet)	pH (standard units)	TEMP. (°C)	COND. (circle units) µmhos/cm or µS/cm	DISSOLVED OXYGEN (circle units) mg/L or % saturation	TURBIDITY (NTUs)	ORP (mV)	COLOR	ODOR
0814	4.03	4.03	0.31	50.98	6.75	22.8	252	0.0	9.11	-302		
0818	1.24	5.27	0.31	50.99	7.01	22.8	250	0.0	7.86	-300		
0822	1.24	6.51	0.31	51.01	7.04	22.8	248	0.0	6.13	-299		
0826	1.24	7.75	0.31	51.03	7.07	22.8	248	0.0	5.37	-298	None	

WELL CAPACITY (Gallons Per Foot): 0.75" = 0.02; 1" = 0.04; 1.25" = 0.06; 2" = 0.16; 3" = 0.37; 4" = 0.65; 5" = 1.02; 6" = 1.47; 12" = 5.88
TUBING INSIDE DIA. CAPACITY (Gal./Ft.): 1/8" = 0.0006; 3/16" = 0.0014; 1/4" = 0.0026; 5/16" = 0.004; 3/8" = 0.006; 1/2" = 0.010; 5/8" = 0.016

PURGING EQUIPMENT CODES: B = Bailer; BP = Bladder Pump; ESP = Electric Submersible Pump; PP = Peristaltic Pump; O = Other (Specify)

SAMPLING DATA

SAMPLED BY (PRINT) / AFFILIATION: DAN ARMOUR / PRO-TECH	SAMPLER(S) SIGNATURE(S):	SAMPLING INITIATED AT: 0827	SAMPLING ENDED AT: NA
PUMP OR TUBING DEPTH IN WELL (feet): 137.10	TUBING MATERIAL CODE: T	FIELD-FILTERED: Y (N) µm Filtration Equipment Type:	FILTER SIZE:
FIELD DECONTAMINATION: PUMP Y (N)	TUBING Y (N) (replaced)		DUPLICATE: Y (N)

SAMPLE CONTAINER SPECIFICATION				SAMPLE PRESERVATION			INTENDED ANALYSIS AND/OR METHOD	SAMPLE PUMP FLOW RATE (mL per minute)	SAMPLING EQUIPMENT CODE
SAMPLE ID CODE	# CONTAINERS	MATERIAL CODE	VOLUME	PRESERVATIVE USED	TOTAL VOL ADDED IN FIELD (mL)	FINAL pH			
* SEE SAMPLE L-D-C AND BOTTLE ORDER WORKSHEET									

REMARKS:

Sheen Present: YES (NO)

MATERIAL CODES: AG = Amber Glass; CG = Clear Glass; PE = Polyethylene; PP = Polypropylene, S = Silicone, T = Teflon; O = Other (Specify)

SAMPLING EQUIPMENT CODES: APP = After Peristaltic Pump; B = Bailer; BP = Bladder Pump; ESP = Electric Submersible Pump; RFPP = Reverse Flow Peristaltic Pump; SM = Straw Method (Tubing Gravity Drain); O = Other (Specify)

NOTES: 1. The above do not constitute all of the information required by Chapter 62-160, F.A.C.
2. STABILIZATION CRITERIA FOR RANGE OF VARIATION OF LAST THREE CONSECUTIVE READINGS (SEE FS 2212, SECTION 3)
pH: ± 0.2 units Temperature: ± 0.2 °C Specific Conductance: ± 5% Dissolved Oxygen: all readings ≤ 20% saturation (see Table FS 2200-2); optionally, ± 0.2 mg/L or ± 10% (whichever is greater) Turbidity: all readings ≤ 20 NTU; optionally ± 5 NTU or ± 10% (whichever is greater)

Revision Date: February 12, 2009

...ca Denver
4955 Yarrow Street
Arvada, CO 80002
Phone (303) 736-0100 Fax (303) 431-7171

Chain of Custody Record

TestAmerica
THE LEADER IN ENVIRONMENTAL TESTING

Client Information	Sampler: DAN ARMOUR	Lab PM: Harrington, Danielle M	Carrier Tracking No(s):	COC No: 280-10506-1506.1
Client Contact: Mr. Paul Bermillo	Phone: 225.907.4060	E-Mail: danielle.harrington@testamericainc.com		Page: Page 1 of 2
Company: Waste Management				Job #:
Address: Bayside of Marion, Inc. PO BOX 830067	Due Date Requested:			
City: Ocala	TAT Requested (days):			
State, Zip: FL, 34483-0067				
Phone:	PO #: Purchase Order not requir			
Email: pbermil1@wm.com	WO #:			
Project Name: FL26|Vista	Project #: 28002729-Semiannual GW Parameters June Dec*			
Site: Florida	SSOW#:			

Analysis Requested

Preservation Codes:
A - HCL, B - NaOH, C - Zn Acetate, D - Nitric Acid, E - NaHSO4, F - MeOH, G - Amchlor, H - Ascorbic Acid, I - Ice, J - DI Water, K - EDTA, L - EDA
M - Hexane, N - None, O - AsNaO2, P - Na2O4S, Q - Na2SO3, R - Na2S2SO3, S - H2SO4, T - TSP Dodecahydrate, U - Acetone, V - MCAA, W - ph 4-5, Z - other (specify)
Other:

Sample Identification	Sample Date	Sample Time	Sample Type (C=comp, G=grab)	Matrix (W=water, S=solid, O=waste/oil, BT=Tissue, A=Air)	Field Filtered Sample (Yes or No)	Perform MS/MSD (Yes or No)	8260B	TDS/Cl/NO3(IC)/Color	Total Metals	Ammonia	504.1	Gross Alpha (TA St Louis)	Total Number of containers	Special Instructions/Note:
			Preservation Code:				A	N	D	S	R	D		
MW-6AR	7-6	1006	G	W	N		3	1	1	1	3	1		Short Holds: NO3(IC) and Color
EQUIPMENT BLANK	7-6	1030	G	W	N			1	1	1		1		
MW-6BR	7-6	0930	G	W	N		3	1	1	1	3	1		*Log per event and then add tests
MW-FL2	7-6	0856	G	W	N		3	1	1	1	3	1		from "Al, Color, Mn, Gross Alpha"
MW-2B	7-6	0817	G	W	N		3	1	1	1	3	1		
MW-8R	7-6	0740	G	W	N		3	1	1	1	3	1		
MW-2AR	7-6	—												DRY WELL
TRIP	7-6	—	G	W	N		✓							

Possible Hazard Identification
☐ Non-Hazard ☐ Flammable ☐ Skin Irritant ☐ Poison B ☐ Unknown ☐ Radiological

Sample Disposal (A fee may be assessed if samples are retained longer than 1 month)
☐ Return To Client ☐ Disposal By Lab ☐ Archive For _____ Months

Deliverable Requested: I, II, III, IV, Other (specify)

Special Instructions/QC Requirements:

Empty Kit Relinquished by:	Date:	Time:	Method of Shipment:		
Relinquished by:	Date/Time: 7-6-12 / 1330	Company PRO-TECH	Received by:	Date/Time: 7/7/12 0845	Company TA
Relinquished by:	Date/Time:	Company	Received by:	Date/Time:	Company
Relinquished by:	Date/Time:	Company	Received by:	Date/Time:	Company

Custody Seals Intact: Δ Yes Δ No
Custody Seal No.:
Cooler Temperature(s) °C and Other Remarks: 4.0, 3.0 C EP 7/7/12

Form FD 9000-24

GROUNDWATER SAMPLING LOG

SITE NAME: VISTA | SITE LOCATION: APOPKA, FL

WELL NO: MW-6AR | SAMPLE ID: | DATE: 7.6.12

PURGING DATA

WELL DIAMETER (inches): 2 | TUBING DIAMETER (inches): 1/4 | WELL SCREEN INTERVAL DEPTH 52.35 feet to 72.35 feet | STATIC DEPTH TO WATER (feet) NA | PURGE PUMP TYPE OR BAILER: BP

WELL ELEVATION TOC (ft NGVD): 104.11 | GROUNDWATER ELEVATION (ft NGVD): NA

WELL VOLUME PURGE: 1 WELL VOLUME = (TOTAL WELL DEPTH – STATIC DEPTH TO WATER) X WELL CAPACITY
(only fill out if applicable)
= (feet – feet) X gallons/foot = gallons

EQUIPMENT VOLUME PURGE: 1 EQUIPMENT VOL. = PUMP VOLUME + (TUBING CAPACITY X TUBING LENGTH) + FLOW CELL VOLUME
(only fill out if applicable)
= 0.2 gallons + (0.0026 gallons/foot X 72.35 feet) + 0.05 gallons = 0.44 gallons

INITIAL PUMP OR TUBING DEPTH IN WELL (feet): 67.35 | FINAL PUMP OR TUBING DEPTH IN WELL (feet): 67.35 | PURGING INITIATED AT: 0947 | PURGING ENDED AT: 1006 | TOTAL VOLUME PURGED (gallons): 2.85

TIME	VOLUME PURGED (gallons)	CUMUL. VOLUME PURGED (gallons)	PURGE RATE (gpm)	DEPTH TO WATER (feet)	pH (standard units)	TEMP. (°C)	COND. (circle units) µmhos/cm or µS/cm	DISSOLVED OXYGEN (circle units) mg/L or % saturation	TURBIDITY (NTUs)	ORP (mV)	COLOR	ODOR
0956	1.35	1.35	0.15	NA	4.87	23.6	222	5.8	2.66	84		
0959	0.45	1.80	0.15	NA	4.87	23.7	220	5.8	2.12	81		
1002	0.45	2.25	0.15	NA	4.85	23.7	219	5.9	1.74	80		
1005	0.45	2.70	0.15	NA	4.82	23.7	219	5.9	1.91	78	NONE	

NA – WATER LEVEL IS BELOW THE TOP OF THE DEDICATED PUMP

WELL CAPACITY (Gallons Per Foot): 0.75" = 0.02; 1" = 0.04; 1.25" = 0.06; 2" = 0.16; 3" = 0.37; 4" = 0.65; 5" = 1.02; 6" = 1.47; 12" = 5.88
TUBING INSIDE DIA. CAPACITY (Gal./Ft.): 1/8" = 0.0006; 3/16" = 0.0014; 1/4" = 0.0026; 5/16" = 0.004; 3/8" = 0.006, 1/2" = 0.010, 5/8" = 0.016

PURGING EQUIPMENT CODES: B = Bailer; BP = Bladder Pump; ESP = Electric Submersible Pump; PP = Peristaltic Pump; O = Other (Specify)

SAMPLING DATA

SAMPLED BY (PRINT) / AFFILIATION: DAN ARMOUR / PRO-TECH | SAMPLER(S) SIGNATURE(S): [signature] | SAMPLING INITIATED AT: 1006 | SAMPLING ENDED AT: NR

PUMP OR TUBING DEPTH IN WELL (feet): 67.35 | TUBING MATERIAL CODE: T | FIELD-FILTERED: Y (N) µm Filtration Equipment Type: | FILTER SIZE:

FIELD DECONTAMINATION: PUMP Y (N) TUBING Y (N) (replaced) | DUPLICATE: Y (N)

SAMPLE CONTAINER SPECIFICATION				SAMPLE PRESERVATION			INTENDED ANALYSIS AND/OR METHOD	SAMPLE PUMP FLOW RATE (mL per minute)	SAMPLING EQUIPMENT CODE
SAMPLE ID CODE	# CONTAINERS	MATERIAL CODE	VOLUME	PRESERVATIVE USED	TOTAL VOL ADDED IN FIELD (mL)	FINAL pH			
	* SEE SAMPLE C-O-C AND BOTTLE ORDER WORK SHEET								

REMARKS: SHEEN. NO

MATERIAL CODES: AG = Amber Glass, CG = Clear Glass; PE = Polyethylene, PP = Polypropylene; S = Silicone, T = Teflon; O = Other (Specify)

SAMPLING EQUIPMENT CODES: APP = After Peristaltic Pump; B = Bailer; BP = Bladder Pump, ESP = Electric Submersible Pump; RFPP = Reverse Flow Peristaltic Pump; SM = Straw Method (Tubing Gravity Drain); O = Other (Specify)

NOTES: 1. The above do not constitute all of the information required by Chapter 62-160, F.A.C.
2. STABILIZATION CRITERIA FOR RANGE OF VARIATION OF LAST THREE CONSECUTIVE READINGS (SEE FS 2212, SECTION 3)
pH: ± 0.2 units Temperature: ± 0.2 °C Specific Conductance: ± 5% Dissolved Oxygen: all readings ≤ 20% saturation (see Table FS 2200-2); optionally, ± 0.2 mg/L or ± 10% (whichever is greater) Turbidity: all readings ≤ 20 NTU; optionally ± 5 NTU or ± 10% (whichever is greater)

Revision Date: February 12, 2009

Form FD 9000-24

GROUNDWATER SAMPLING LOG

SITE NAME: VISTA		SITE LOCATION: APOPKA, FL	
WELL NO: EB	SAMPLE ID:		DATE: 7-6-12

PURGING DATA

WELL DIAMETER (inches): NA	TUBING DIAMETER (inches): NA	WELL SCREEN INTERVAL DEPTH: – feet to – feet	STATIC DEPTH TO WATER (feet): NA	PURGE PUMP TYPE OR BAILER: NA
WELL ELEVATION TOC (ft NGVD): NA		GROUNDWATER ELEVATION (ft NGVD): NA		

WELL VOLUME PURGE: 1 WELL VOLUME = (TOTAL WELL DEPTH – STATIC DEPTH TO WATER) X WELL CAPACITY
(only fill out if applicable)
= (feet – feet) X gallons/foot = gallons

EQUIPMENT VOLUME PURGE: 1 EQUIPMENT VOL. = PUMP VOLUME + (TUBING CAPACITY X TUBING LENGTH) + FLOW CELL VOLUME
(only fill out if applicable) NA = gallons + (gallons/foot X feet) + gallons = gallons

INITIAL PUMP OR TUBING DEPTH IN WELL (feet): NA	FINAL PUMP OR TUBING DEPTH IN WELL (feet): NA	PURGING INITIATED AT: NA	PURGING ENDED AT: NA	TOTAL VOLUME PURGED (gallons) NA

TIME	VOLUME PURGED (gallons)	CUMUL. VOLUME PURGED (gallons)	PURGE RATE (gpm)	DEPTH TO WATER (feet)	pH (standard units)	TEMP. (°C)	COND. (circle units) µmhos/cm or µS/cm	DISSOLVED OXYGEN (circle units) mg/L or % saturation	TURBIDITY (NTUs)	ORP (mV)	COLOR	ODOR
1030	NA	NA	NA	NA	6.71	24.2	3	3.0	0.04	97	NONE	

WELL CAPACITY (Gallons Per Foot): 0.75" = 0.02; 1" = 0.04; 1.25" = 0.06; 2" = 0.16; 3" = 0.37; 4" = 0.65; 5" = 1.02; 6" = 1.47; 12" = 5.88
TUBING INSIDE DIA. CAPACITY (Gal./Ft.): 1/8" = 0.0006; 3/16" = 0.0014; 1/4" = 0.0026; 5/16" = 0.004; 3/8" = 0.006; 1/2" = 0.010, 5/8" = 0.016

PURGING EQUIPMENT CODES: B = Bailer; BP = Bladder Pump; ESP = Electric Submersible Pump; PP = Peristaltic Pump; O = Other (Specify)

SAMPLING DATA

SAMPLED BY (PRINT) / AFFILIATION: DAN ARMOUR / PRO-TECH	SAMPLER(S) SIGNATURE(S): [signature]	SAMPLING INITIATED AT: 1530	SAMPLING ENDED AT: NR
PUMP OR TUBING DEPTH IN WELL (feet): NA	TUBING MATERIAL CODE: NA	FIELD-FILTERED: Y (N) µm Filtration Equipment Type:	FILTER SIZE:
FIELD DECONTAMINATION: PUMP Y N NA TUBING Y N (replaced)		DUPLICATE: Y (N)	

SAMPLE CONTAINER SPECIFICATION				SAMPLE PRESERVATION			INTENDED ANALYSIS AND/OR METHOD	SAMPLE PUMP FLOW RATE (mL per minute)	SAMPLING EQUIPMENT CODE
SAMPLE ID CODE	# CONTAINERS	MATERIAL CODE	VOLUME	PRESERVATIVE USED	TOTAL VOL ADDED IN FIELD (mL)	FINAL pH			
	* SEE SAMPLE C.O.C AND BOTTLE ORDER WORKSHEET								

REMARKS:
SHEEN: NO EB COMPLETED WITH WINN DIXIE BRAND DISTILLED WATER

MATERIAL CODES: AG = Amber Glass; CG = Clear Glass, PE = Polyethylene; PP = Polypropylene; S = Silicone; T = Teflon; O = Other (Specify)

SAMPLING EQUIPMENT CODES: APP = After Peristaltic Pump; B = Bailer; BP = Bladder Pump; ESP = Electric Submersible Pump; RFPP = Reverse Flow Peristaltic Pump; SM = Straw Method (Tubing Gravity Drain); O = Other (Specify)

NOTES: 1. The above do not constitute all of the information required by Chapter 62-160, F.A.C.
2. STABILIZATION CRITERIA FOR RANGE OF VARIATION OF LAST THREE CONSECUTIVE READINGS (SEE FS 2212, SECTION 3)
pH: ± 0.2 units **Temperature:** ± 0.2 °C **Specific Conductance:** ± 5% **Dissolved Oxygen:** all readings ≤ 20% saturation (see Table FS 2200-2); optionally, ± 0.2 mg/L or ± 10% (whichever is greater) **Turbidity:** all readings ≤ 20 NTU; optionally ± 5 NTU or ± 10% (whichever is greater)

Revision Date: February 12, 2009

Form FD 9000-24

GROUNDWATER SAMPLING LOG

SITE NAME: VISTA | SITE LOCATION: APOPKA, FL

WELL NO: MW-6BR | SAMPLE ID: | DATE: 7-6-12

PURGING DATA

WELL DIAMETER (inches): 2 | TUBING DIAMETER (inches): 3/8 | WELL SCREEN INTERVAL DEPTH 82.48 feet to 92.48 feet | STATIC DEPTH TO WATER (feet) 56.23 | PURGE PUMP TYPE OR BAILER: BP

WELL ELEVATION TOC (ft NGVD): 103.99 | GROUNDWATER ELEVATION (ft NGVD): 47.76

WELL VOLUME PURGE: 1 WELL VOLUME = (TOTAL WELL DEPTH - STATIC DEPTH TO WATER) X WELL CAPACITY
(only fill out if applicable)
= (feet - feet) X gallons/foot = gallons

EQUIPMENT VOLUME PURGE: 1 EQUIPMENT VOL. = PUMP VOLUME + (TUBING CAPACITY X TUBING LENGTH) + FLOW CELL VOLUME
(only fill out if applicable)
= 0.3 gallons + (0.006 gallons/foot X 92.48 feet) + 0.05 gallons = 0.90 gallons

INITIAL PUMP OR TUBING DEPTH IN WELL (feet): 87.48 | FINAL PUMP OR TUBING DEPTH IN WELL (feet): 87.48 | PURGING INITIATED AT: 0909 | PURGING ENDED AT: 0930 | TOTAL VOLUME PURGED (gallons): 6.51

TIME	VOLUME PURGED (gallons)	CUMUL VOLUME PURGED (gallons)	PURGE RATE (gpm)	DEPTH TO WATER (feet)	pH (standard units)	TEMP (°C)	COND (circle units) µmhos/cm or µS/cm	DISSOLVED OXYGEN (circle units) mg/L or % saturation	TURBIDITY (NTUs)	ORP (mV)	COLOR	ODOR
0920	3.41	3.41	0.31	56.62	7.38	23.0	298	2.1	1.01	-14		
0923	0.93	4.34	0.31	56.62	7.35	23.0	300	2.1	2.73	-12		
0926	0.93	5.27	0.31	56.64	7.36	23.0	301	2.2	2.87	-11		
0929	0.93	6.20	0.31	56.64	7.33	23.0	302	2.2	2.34	-11	NONE	

WELL CAPACITY (Gallons Per Foot): 0.75" = 0.02; 1" = 0.04; 1.25" = 0.06; 2" = 0.16; 3" = 0.37; 4" = 0.65; 5" = 1.02; 6" = 1.47; 12" = 5.88
TUBING INSIDE DIA. CAPACITY (Gal./Ft.): 1/8" = 0.0006; 3/16" = 0.0014; 1/4" = 0.0026; 5/16" = 0.004; 3/8" = 0.006; 1/2" = 0.010; 5/8" = 0.016

PURGING EQUIPMENT CODES: B = Bailer; BP = Bladder Pump; ESP = Electric Submersible Pump; PP = Peristaltic Pump; O = Other (Specify)

SAMPLING DATA

SAMPLED BY (PRINT) / AFFILIATION: DAN ARMOUR / PRO-TECH | SAMPLER(S) SIGNATURE(S): [signature] | SAMPLING INITIATED AT: 0930 | SAMPLING ENDED AT: NR

PUMP OR TUBING DEPTH IN WELL (feet): 87.48 | TUBING MATERIAL CODE: T | FIELD-FILTERED: Y (N) µm Filtration Equipment Type: | FILTER SIZE:

FIELD DECONTAMINATION: PUMP Y (N) TUBING Y (N) (replaced) | DUPLICATE: Y (N)

SAMPLE CONTAINER SPECIFICATION				SAMPLE PRESERVATION			INTENDED ANALYSIS AND/OR METHOD	SAMPLE PUMP FLOW RATE (mL per minute)	SAMPLING EQUIPMENT CODE
SAMPLE ID CODE	# CONTAINERS	MATERIAL CODE	VOLUME	PRESERVATIVE USED	TOTAL VOL ADDED IN FIELD (mL)	FINAL pH			
	* SEE SAMPLE C-O-C AND BOTTLE ORDER WORK SHEET								

REMARKS: SHEEN: NO

MATERIAL CODES: AG = Amber Glass; CG = Clear Glass; PE = Polyethylene; PP = Polypropylene; S = Silicone; T = Teflon; O = Other (Specify)

SAMPLING EQUIPMENT CODES: APP = After Peristaltic Pump; B = Bailer; BP = Bladder Pump; ESP = Electric Submersible Pump; RFPP = Reverse Flow Peristaltic Pump; SM = Straw Method (Tubing Gravity Drain); O = Other (Specify)

NOTES: 1. The above do not constitute all of the information required by Chapter 62-160, F.A.C.
2. STABILIZATION CRITERIA FOR RANGE OF VARIATION OF LAST THREE CONSECUTIVE READINGS (SEE FS 2212, SECTION 3)
pH: ± 0.2 units Temperature: ± 0.2 °C Specific Conductance: ± 5% Dissolved Oxygen: all readings ≤ 20% saturation (see Table FS 2200-2); optionally, ± 0.2 mg/L or ± 10% (whichever is greater) Turbidity: all readings ≤ 20 NTU; optionally ± 5 NTU or ± 10% (whichever is greater)

Revision Date: February 12, 2009

Form FD 9000-24

GROUNDWATER SAMPLING LOG

SITE NAME: VISTA		SITE LOCATION: APOPKA, FL	
WELL NO MW-FL2R	SAMPLE ID:		DATE: 7-6-12

PURGING DATA

WELL DIAMETER (inches): 2	TUBING DIAMETER (inches): 3/8	WELL SCREEN INTERVAL DEPTH: 123.93 feet to 133.93 feet	STATIC DEPTH TO WATER (feet): 38.32	PURGE PUMP TYPE OR BAILER: BP
WELL ELEVATION TOC (ft NGVD): 86.76		GROUNDWATER ELEVATION (ft NGVD): 48.44		

WELL VOLUME PURGE: 1 WELL VOLUME = (TOTAL WELL DEPTH - STATIC DEPTH TO WATER) X WELL CAPACITY
(only fill out if applicable)
= (feet - feet) X gallons/foot = gallons

EQUIPMENT VOLUME PURGE: 1 EQUIPMENT VOL. = PUMP VOLUME + (TUBING CAPACITY X TUBING LENGTH) + FLOW CELL VOLUME
(only fill out if applicable)
= 0.3 gallons + (0.006 gallons/foot X 133.93 feet) + 0.05 gallons = 1.15 gallons

INITIAL PUMP OR TUBING DEPTH IN WELL (feet): 128.93	FINAL PUMP OR TUBING DEPTH IN WELL (feet): 128.93	PURGING INITIATED AT: 0830	PURGING ENDED AT: 0856	TOTAL VOLUME PURGED (gallons): 7.50

TIME	VOLUME PURGED (gallons)	CUMUL VOLUME PURGED (gallons)	PURGE RATE (gpm)	DEPTH TO WATER (feet)	pH (standard units)	TEMP. (°C)	COND. (circle units) µmhos/cm or µS/cm	DISSOLVED OXYGEN (circle units) mg/L or % saturation	TURBIDITY (NTUs)	ORP (mV)	COLOR	ODOR
0843	3.90	3.90	0.30	41.61	10.25	22.9	297	1.7	7.39	-4		
0848	1.20	5.10	0.30	41.60	10.22	22.9	300	1.8	3.42	-4		
0851	1.20	6.30	0.30	41.58	10.22	22.9	295	1.8	5.64	-4		
0855	1.20	7.50	0.30	41.60	10.24	22.9	291	1.8	5.91	-4	NONE	

WELL CAPACITY (Gallons Per Foot): 0.75" = 0.02; 1" = 0.04; 1.25" = 0.06; 2" = 0.16; 3" = 0.37; 4" = 0.65; 5" = 1.02; 6" = 1.47; 12" = 5.88
TUBING INSIDE DIA. CAPACITY (Gal./Ft.): 1/8" = 0.0006; 3/16" = 0.0014; 1/4" = 0.0026; 5/16" = 0.004; 3/8" = 0.006; 1/2" = 0.010; 5/8" = 0.016

PURGING EQUIPMENT CODES: B = Bailer; BP = Bladder Pump; ESP = Electric Submersible Pump; PP = Peristaltic Pump; O = Other (Specify)

SAMPLING DATA

SAMPLED BY (PRINT) / AFFILIATION: DAN ARMOUR / PRO-TECH	SAMPLER(S) SIGNATURE(S):	SAMPLING INITIATED AT: 0856	SAMPLING ENDED AT: NR
PUMP OR TUBING DEPTH IN WELL (feet): 128.93	TUBING MATERIAL CODE: T	FIELD-FILTERED: Y (N) µm Filtration Equipment Type:	FILTER SIZE:
FIELD DECONTAMINATION: PUMP Y (N)	TUBING Y (N) replaced)	DUPLICATE: Y (N)	

SAMPLE CONTAINER SPECIFICATION				SAMPLE PRESERVATION			INTENDED ANALYSIS AND/OR METHOD	SAMPLE PUMP FLOW RATE (mL per minute)	SAMPLING EQUIPMENT CODE
SAMPLE ID CODE	# CONTAINERS	MATERIAL CODE	VOLUME	PRESERVATIVE USED	TOTAL VOL ADDED IN FIELD (mL)	FINAL pH			
	* SEE SAMPLE C-O-C AND BOTTLE ORDER WORK SHEET								

REMARKS:
SHEEN NO

MATERIAL CODES: AG = Amber Glass; CG = Clear Glass; PE = Polyethylene; PP = Polypropylene; S = Silicone; T = Teflon; O = Other (Specify)

SAMPLING EQUIPMENT CODES: APP = After Peristaltic Pump; B = Bailer; BP = Bladder Pump; ESP = Electric Submersible Pump; RFPP = Reverse Flow Peristaltic Pump; SM = Straw Method (Tubing Gravity Drain); O = Other (Specify)

NOTES: 1. The above do not constitute all of the information required by Chapter 62-160, F.A.C.
2. STABILIZATION CRITERIA FOR RANGE OF VARIATION OF LAST THREE CONSECUTIVE READINGS (SEE FS 2212, SECTION 3)
pH: ± 0.2 units Temperature: ± 0.2 °C Specific Conductance: ± 5% Dissolved Oxygen: all readings ≤ 20% saturation (see Table FS 2200-2); optionally, ± 0.2 mg/L or ± 10% (whichever is greater) Turbidity: all readings ≤ 20 NTU, optionally ≤ 5 NTU or ± 10% (whichever is greater)

Revision Date. February 12, 2009

Form FD 9000-24

GROUNDWATER SAMPLING LOG

SITE NAME: VISTA | SITE LOCATION: APOPKA, FL

WELL NO: MW-2B | SAMPLE ID: | DATE: 7-6-12

PURGING DATA

WELL DIAMETER (inches): 2 | TUBING DIAMETER (inches): 3/8 | WELL SCREEN INTERVAL DEPTH 67.05 feet to 77.05 feet | STATIC DEPTH TO WATER (feet): 41.39 | PURGE PUMP TYPE OR BAILER: BP

WELL ELEVATION TOC (ft NGVD): 88.46 | GROUNDWATER ELEVATION (ft NGVD): 47.07

WELL VOLUME PURGE: 1 WELL VOLUME = (TOTAL WELL DEPTH – STATIC DEPTH TO WATER) X WELL CAPACITY
(only fill out if applicable)
= (feet – feet) X gallons/foot = gallons

EQUIPMENT VOLUME PURGE: 1 EQUIPMENT VOL. = PUMP VOLUME + (TUBING CAPACITY X TUBING LENGTH) + FLOW CELL VOLUME
(only fill out if applicable)
= 0.3 gallons + (0.006 gallons/foot X 77.05 feet) + 0.05 gallons = 0.81 gallons

INITIAL PUMP OR TUBING DEPTH IN WELL (feet): 72.05 | FINAL PUMP OR TUBING DEPTH IN WELL (feet): 72.05 | PURGING INITIATED AT: 0755 | PURGING ENDED AT: 0817 | TOTAL VOLUME PURGED (gallons): 6.16

TIME	VOLUME PURGED (gallons)	CUMUL. VOLUME PURGED (gallons)	PURGE RATE (gpm)	DEPTH TO WATER (feet)	pH (standard units)	TEMP. (°C)	COND. (circle units) µmhos/cm or uS/cm	DISSOLVED OXYGEN (circle units) mg/L or % saturation	TURBIDITY (NTUs)	ORP (mV)	COLOR	ODOR
0807	3.36	3.36	0.28	42.86	7.78	23.4	155	0.1	7.67	67		
0810	0.84	4.20	0.28	42.89	7.75	23.4	154	0.1	7.82	65		
0813	0.84	5.04	0.28	42.85	7.78	23.4	154	0.1	6.83	65		
0816	0.84	5.88	0.28	42.85	7.76	23.4	153	0.1	6.69	65	NONE	

WELL CAPACITY (Gallons Per Foot): 0.75" = 0.02; 1" = 0.04; 1.25" = 0.06; 2" = 0.16; 3" = 0.37; 4" = 0.65; 5" = 1.02; 6" = 1.47; 12" = 5.88
TUBING INSIDE DIA. CAPACITY (Gal./Ft.): 1/8" = 0.0006; 3/16" = 0.0014; 1/4" = 0.0026; 5/16" = 0.004; 3/8" = 0.006; 1/2" = 0.010; 5/8" = 0.016
PURGING EQUIPMENT CODES: B = Bailer; BP = Bladder Pump; ESP = Electric Submersible Pump; PP = Peristaltic Pump; O = Other (Specify)

SAMPLING DATA

SAMPLED BY (PRINT) / AFFILIATION: DAN ARMOUR / PRO-TECH | SAMPLER(S) SIGNATURE(S): [signature] | SAMPLING INITIATED AT: 0817 | SAMPLING ENDED AT: NR

PUMP OR TUBING DEPTH IN WELL (feet): 72.05 | TUBING MATERIAL CODE: T | FIELD-FILTERED: Y (N) µm Filtration Equipment Type | FILTER SIZE:

FIELD DECONTAMINATION: PUMP Y (N) TUBING Y (N) replaced) | DUPLICATE: Y (N)

SAMPLE CONTAINER SPECIFICATION				SAMPLE PRESERVATION			INTENDED ANALYSIS AND/OR METHOD	SAMPLE PUMP FLOW RATE (mL per minute)	SAMPLING EQUIPMENT CODE
SAMPLE ID CODE	# CONTAINERS	MATERIAL CODE	VOLUME	PRESERVATIVE USED	TOTAL VOL ADDED IN FIELD (mL)	FINAL pH			
	* SEE SAMPLE C-O-C AND BOTTLE ORDER WORK SHEET								

REMARKS: SHEEN: NO

MATERIAL CODES: AG = Amber Glass; CG = Clear Glass; PE = Polyethylene; PP = Polypropylene; S = Silicone; T = Teflon; O = Other (Specify)

SAMPLING EQUIPMENT CODES: APP = After Peristaltic Pump; B = Bailer; BP = Bladder Pump; ESP = Electric Submersible Pump; RFPP = Reverse Flow Peristaltic Pump; SM = Straw Method (Tubing Gravity Drain); O = Other (Specify)

NOTES: 1. The above do not constitute all of the information required by Chapter 62-160, F.A.C.
2. STABILIZATION CRITERIA FOR RANGE OF VARIATION OF LAST THREE CONSECUTIVE READINGS (SEE FS 2212, SECTION 3)
pH: ± 0.2 units Temperature: ± 0.2 °C Specific Conductance: ± 5% Dissolved Oxygen: all readings ≤ 20% saturation (see Table FS 2200-2); optionally, ± 0.2 mg/L or ± 10% (whichever is greater) Turbidity: all readings ≤ 20 NTU; optionally ± 5 NTU or ± 10% (whichever is greater)

Revision Date: February 12, 2009

Form FD 9000-24

GROUNDWATER SAMPLING LOG

SITE NAME: VISTA		SITE LOCATION: APOPKA, FL	
WELL NO: MW-8R	SAMPLE ID:		DATE: 7-6-12

PURGING DATA

WELL DIAMETER (inches): 2	TUBING DIAMETER (inches): 1/4	WELL SCREEN INTERVAL DEPTH 61.0 feet to 71.0 feet	STATIC DEPTH TO WATER (feet): 50.06	PURGE PUMP TYPE OR BAILER: ESP

WELL ELEVATION TOC (ft NGVD): 99.60 GROUNDWATER ELEVATION (ft NGVD): 49.54

WELL VOLUME PURGE: 1 WELL VOLUME = (TOTAL WELL DEPTH – STATIC DEPTH TO WATER) X WELL CAPACITY
(only fill out if applicable)
= (feet – feet) X gallons/foot = gallons

EQUIPMENT VOLUME PURGE: 1 EQUIPMENT VOL. = PUMP VOLUME + (TUBING CAPACITY X TUBING LENGTH) + FLOW CELL VOLUME
(only fill out if applicable)
= 0.2 gallons + (0.0026 gallons/foot X 71.00 feet) + 0.05 gallons = 0.43 gallons

INITIAL PUMP OR TUBING DEPTH IN WELL (feet): 66.00	FINAL PUMP OR TUBING DEPTH IN WELL (feet): 66.00	PURGING INITIATED AT: 0718	PURGING ENDED AT: 0740	TOTAL VOLUME PURGED (gallons): 3.74

TIME	VOLUME PURGED (gallons)	CUMUL. VOLUME PURGED (gallons)	PURGE RATE (gpm)	DEPTH TO WATER (feet)	pH (standard units)	TEMP. (°C)	COND. (circle units) µmhos/cm or µS/cm	DISSOLVED OXYGEN (circle units) mg/L or % saturation	TURBIDITY (NTUs)	ORP (mV)	COLOR	ODOR
0730	2.04	2.04	0.17	50.30	6.80	22.7	186	2.3	5.84	61		
0733	0.51	2.55	0.17	50.30	6.81	22.7	189	2.2	4.16	64		
0736	0.51	3.06	0.17	50.32	6.83	22.6	191	2.2	3.70	66		
0739	0.51	3.57	0.17	50.32	6.84	22.6	191	2.2	3.83	67	NONE	

WELL CAPACITY (Gallons Per Foot): 0.75" = 0.02; 1" = 0.04; 1.25" = 0.06; 2" = 0.16; 3" = 0.37; 4" = 0.65; 5" = 1.02; 6" = 1.47; 12" = 5.88
TUBING INSIDE DIA. CAPACITY (Gal./Ft.): 1/8" = 0.0006; 3/16" = 0.0014; 1/4" = 0.0026; 5/16" = 0.004; 3/8" = 0.006; 1/2" = 0.010; 5/8" = 0.016

PURGING EQUIPMENT CODES: B = Bailer; BP = Bladder Pump; ESP = Electric Submersible Pump; PP = Peristaltic Pump; O = Other (Specify)

SAMPLING DATA

SAMPLED BY (PRINT) / AFFILIATION: DAN ARMOUR / PRO-TECH	SAMPLER(S) SIGNATURE(S):	SAMPLING INITIATED AT: 0740	SAMPLING ENDED AT: NR
PUMP OR TUBING DEPTH IN WELL (feet): 66.00	TUBING MATERIAL CODE: PE	FIELD-FILTERED: Y (N) µm Filtration Equipment Type:	FILTER SIZE:
FIELD DECONTAMINATION: PUMP (Y) N	TUBING Y (N (replaced))	DUPLICATE: Y (N)	

SAMPLE CONTAINER SPECIFICATION				SAMPLE PRESERVATION			INTENDED ANALYSIS AND/OR METHOD	SAMPLE PUMP FLOW RATE (mL per minute)	SAMPLING EQUIPMENT CODE
SAMPLE ID CODE	# CONTAINERS	MATERIAL CODE	VOLUME	PRESERVATIVE USED	TOTAL VOL ADDED IN FIELD (mL)	FINAL pH			
	* SEE SAMPLE C-O-C AND BOTTLE ORDER WORKSHEET								

REMARKS:
SHEEN. NO

MATERIAL CODES: AG = Amber Glass; CG = Clear Glass; PE = Polyethylene; PP = Polypropylene; S = Silicone; T = Teflon; O = Other (Specify)

SAMPLING EQUIPMENT CODES: APP = After Peristaltic Pump; B = Bailer; BP = Bladder Pump; ESP = Electric Submersible Pump; RFPP = Reverse Flow Peristaltic Pump; SM = Straw Method (Tubing Gravity Drain); O = Other (Specify)

NOTES: 1. The above do not constitute all of the information required by Chapter 62-160, F.A.C.
2. STABILIZATION CRITERIA FOR RANGE OF VARIATION OF LAST THREE CONSECUTIVE READINGS (SEE FS 2212, SECTION 3)
pH: ± 0.2 units Temperature: ± 0.2 °C Specific Conductance: ± 5% Dissolved Oxygen: all readings ≤ 20% saturation (see Table FS 2200-2); optionally, ± 0.2 mg/L or ± 10% (whichever is greater) Turbidity: all readings ≤ 20 NTU; optionally ± 5 NTU or ± 10% (whichever is greater)

Revision Date: February 12, 2009

Form FD 9000-24

GROUNDWATER SAMPLING LOG

SITE NAME: VISTA		SITE LOCATION: APOPKA, FL	
WELL NO. MW-2AR	SAMPLE ID:		DATE: 7.6.12

PURGING DATA

WELL DIAMETER (inches): 2	TUBING DIAMETER (inches): 1/4	WELL SCREEN INTERVAL DEPTH 31.06 feet to 41.06 feet	STATIC DEPTH TO WATER (feet):	PURGE PUMP TYPE OR BAILER: BP
WELL ELEVATION TOC (ft NGVD) 87.22		GROUNDWATER ELEVATION (ft NGVD):		

WELL VOLUME PURGE: 1 WELL VOLUME = (TOTAL WELL DEPTH – STATIC DEPTH TO WATER) X WELL CAPACITY
(only fill out if applicable)
= (feet – feet) X gallons/foot = gallons

EQUIPMENT VOLUME PURGE: 1 EQUIPMENT VOL. = PUMP VOLUME + (TUBING CAPACITY X TUBING LENGTH) – FLOW CELL VOLUME
(only fill out if applicable)
= 0.2 gallons + (0.0026 gallons/foot X 41.06 feet) + 0.05 gallons = 0.36 gallons

INITIAL PUMP OR TUBING DEPTH IN WELL (feet): 36.06	FINAL PUMP OR TUBING DEPTH IN WELL (feet): 36.06	PURGING INITIATED AT:	PURGING ENDED AT:	TOTAL VOLUME PURGED (gallons):

TIME	VOLUME PURGED (gallons)	CUMUL. VOLUME PURGED (gallons)	PURGE RATE (gpm)	DEPTH TO WATER (feet)	pH (standard units)	TEMP (°C)	COND. (circle units) µmhos/cm or µS/cm	DISSOLVED OXYGEN (circle units) mg/L or % saturation	TURBIDITY (NTUs)	ORP (mV)	COLOR	ODOR
	WATER LEVEL IS BELOW THE TOP OF THE DEDICATED PUMP											
	ATTEMPTED TO PURGE AND SAMPLE WELL - COULD NOT											
	BRING WATER TO THE SURFACE. DRY WELL NO SAMPLES											

WELL CAPACITY (Gallons Per Foot): 0.75" = 0.02; 1" = 0.04; 1.25" = 0.06; 2" = 0.16; 3" = 0.37; 4" = 0.65; 5" = 1.02; 6" = 1.47; 12" = 5.88
TUBING INSIDE DIA. CAPACITY (Gal./FL): 1/8" = 0.0006; 3/16" = 0.0014; 1/4" = 0.0026; 5/16" = 0.004; 3/8" = 0.006; 1/2" = 0.010; 5/8" = 0.016
PURGING EQUIPMENT CODES: B = Bailer; BP = Bladder Pump; ESP = Electric Submersible Pump; PP = Peristaltic Pump; O = Other (Specify)

SAMPLING DATA

SAMPLED BY (PRINT) / AFFILIATION: DAN ARMOUR / PRO-TECH	SAMPLER(S) SIGNATURE(S):	SAMPLING INITIATED AT: NA	SAMPLING ENDED AT NR
PUMP OR TUBING DEPTH IN WELL (feet): 36.06	TUBING MATERIAL CODE: T	FIELD-FILTERED: Y (N) µm Filtration Equipment Type:	FILTER SIZE:
FIELD DECONTAMINATION: PUMP Y (N)	TUBING Y (N) (replaced)	DUPLICATE: Y (N)	

SAMPLE CONTAINER SPECIFICATION				SAMPLE PRESERVATION			INTENDED ANALYSIS AND/OR METHOD	SAMPLE PUMP FLOW RATE (mL per minute)	SAMPLING EQUIPMENT CODE
SAMPLE ID CODE	# CONTAINERS	MATERIAL CODE	VOLUME	PRESERVATIVE USED	TOTAL VOL ADDED IN FIELD (mL)	FINAL pH			
	* SEE SAMPLE C-O-C AND BOTTLE ORDER WORK SHEET								

REMARKS:

MATERIAL CODES: AG = Amber Glass, CG = Clear Glass; PE = Polyethylene; PP = Polypropylene; S = Silicone, T = Teflon; O = Other (Specify)

SAMPLING EQUIPMENT CODES: APP = After Peristaltic Pump; B = Bailer; BP = Bladder Pump; ESP = Electric Submersible Pump; RFPP = Reverse Flow Peristaltic Pump; SM = Straw Method (Tubing Gravity Drain); O = Other (Specify)

NOTES: 1. The above do not constitute all of the information required by Chapter 62-160, F.A.C.
2. STABILIZATION CRITERIA FOR RANGE OF VARIATION OF LAST THREE CONSECUTIVE READINGS (SEE FS 2212, SECTION 3)
pH: ± 0.2 units Temperature: ± 0.2 °C Specific Conductance: ± 5% Dissolved Oxygen: all readings ≤ 20% saturation (see Table FS 2200-2); optionally, ± 0.2 mg/L or ± 10% (whichever is greater) Turbidity: all readings ≤ 20 NTU; optionally ± 5 NTU or ± 10% (whichever is greater)

Revision Date. February 12, 2009

PART III ANALYTICAL RESULTS

Facility GMS#:

Test Site ID #: 19343

Sample Date/Time: 07/05/2012 02:39PM

Report Period: 2012 / 3
Year / Qtr

Well Name: MW-5A

Classification of Groundwater: G-II

Groundwater Elevation (NGVD):

or (MSL): 48.68

Well Purged (Y/N): Y

Well Type:
( ) Background
( ) Detection
(X) Compliance
( ) Other

Storet Code	Parameter Monitored	Sampling Method	Field Filtered (Y/N)	Analysis Method	Analysis Date/Time	* Analysis Result/Units	Detection Limit/Units
00940	Chloride	BP	N	300.0	07/06/2012 13:41	2.7 I mg/L	3.0 mg/L
00620	Nitrate as N	BP	N	300.0	07/06/2012 13:41	1.5 mg/L	0.50 mg/L
000610	Ammonia as N	BP	N	350.1	07/09/2012 12:47	0.064 I V mg/L	0.10 mg/L
77651	1,2-Dibromoethane	BP	N	504.1	07/16/2012 19:00	<0.020 U ug/L	0.020 ug/L
38437	1,2-Dibromo-3-Chloropropane	BP	N	504.1	07/16/2012 19:00	<0.020 U ug/L	0.020 ug/L
001055	Manganese	BP	N	6010B	07/10/2012 15:47	5.2 I ug/L	10 ug/L
001105	Aluminum	BP	N	6010B	07/18/2012 12:23	320 ug/L	100 ug/L
001027	Cadmium	BP	N	6010B	07/10/2012 15:47	<5.0 U ug/L	5.0 ug/L
001045	Iron	BP	N	6010B	07/10/2012 15:47	84 I ug/L	100 ug/L
001051	Lead	BP	N	6010B	07/10/2012 15:47	<9.0 U ug/L	9.0 ug/L
001042	Copper	BP	N	6010B	07/10/2012 15:47	<15 U ug/L	15 ug/L
001007	Barium	BP	N	6010B	07/10/2012 15:47	43 ug/L	10 ug/L
001037	Cobalt	BP	N	6010B	07/10/2012 15:47	<10 U ug/L	10 ug/L
000929	Sodium	BP	N	6010B	07/10/2012 15:47	1.9 mg/L	1.0 mg/L
001087	Vanadium	BP	N	6010B	07/10/2012 15:47	<10 U ug/L	10 ug/L
001077	Silver	BP	N	6010B	07/10/2012 15:47	<10 U ug/L	10 ug/L
001067	Nickel	BP	N	6010B	07/10/2012 15:47	<40 U ug/L	40 ug/L
001147	Selenium	BP	N	6010B	07/10/2012 15:47	<15 U ug/L	15 ug/L
001034	Chromium	BP	N	6010B	07/10/2012 15:47	1.3 I ug/L	10 ug/L
001092	Zinc	BP	N	6010B	07/10/2012 15:47	6.9 I ug/L	20 ug/L
001097	Antimony	BP	N	6020	07/12/2012 02:06	<2.0 U ug/L	2.0 ug/L
001002	Arsenic	BP	N	6020	07/12/2012 02:06	<5.0 U ug/L	5.0 ug/L
001059	Thallium	BP	N	6020	07/12/2012 02:06	<1.0 U ug/L	1.0 ug/L
001012	Beryllium	BP	N	6020	07/13/2012 01:45	0.10 I ug/L	1.0 ug/L
71900	Mercury	BP	N	7470A	07/10/2012 18:26	<0.20 U ug/L	0.20 ug/L
81552	Acetone	BP	N	8260B	07/11/2012 02:12	<20 U ug/L	20 ug/L
34215	Acrylonitrile	BP	N	8260B	07/11/2012 02:12	<20 U ug/L	20 ug/L
81596	4-Methyl-2-pentanone (MIBK)	BP	N	8260B	07/11/2012 02:12	<5.0 U ug/L	5.0 ug/L
78124	Benzene	BP	N	8260B	07/11/2012 02:12	<1.0 U ug/L	1.0 ug/L
32101	Bromodichloromethane	BP	N	8260B	07/11/2012 02:12	<1.0 U ug/L	1.0 ug/L
73085	Bromochloromethane	BP	N	8260B	07/11/2012 02:12	<1.0 U ug/L	1.0 ug/L
34413	Bromomethane	BP	N	8260B	07/11/2012 02:12	<2.0 U ug/L	2.0 ug/L

* Attach Laboratory Reports

PART III ANALYTICAL RESULTS

Facility GMS#:

Test Site ID #: 19343

Sample Date/Time: 07/05/2012 02:39PM

Report Period: 2012 / 3
Year / Qtr

Well Name: MW-5A

Classification of Groundwater: G-II

Groundwater Elevation (NGVD):

or (MSL): 48.68

Well Purged (Y/N): Y

Well Type:
( ) Background
( ) Detection
(X) Compliance
( ) Other

Storet Code	Parameter Monitored	Sampling Method	Field Filtered (Y/N)	Analysis Method	Analysis Date/Time	* Analysis Result/Units	Detection Limit/Units
32104	Bromoform	BP	N	8260B	07/11/2012 02:12	<1.0 U ug/L	1.0 ug/L
77103	2-Hexanone	BP	N	8260B	07/11/2012 02:12	<5.0 U ug/L	5.0 ug/L
34506	1,1,1-Trichloroethane	BP	N	8260B	07/11/2012 02:12	<1.0 U ug/L	1.0 ug/L
77562	1,1,1,2-Tetrachloroethane	BP	N	8260B	07/11/2012 02:12	<1.0 U ug/L	1.0 ug/L
34511	1,1,2-Trichloroethane	BP	N	8260B	07/11/2012 02:12	<1.0 U ug/L	1.0 ug/L
34516	1,1,2,2-Tetrachloroethane	BP	N	8260B	07/11/2012 02:12	<1.0 U ug/L	1.0 ug/L
77093	cis-1,2-Dichloroethene	BP	N	8260B	07/11/2012 02:12	<1.0 U ug/L	1.0 ug/L
34704	cis-1,3-Dichloropropene	BP	N	8260B	07/11/2012 02:12	<1.0 U ug/L	1.0 ug/L
32106	Chloroform	BP	N	8260B	07/11/2012 02:12	<1.0 U ug/L	1.0 ug/L
34418	Chloromethane	BP	N	8260B	07/11/2012 02:12	<2.0 U ug/L	2.0 ug/L
34496	1,1-Dichloroethane	BP	N	8260B	07/11/2012 02:12	<1.0 U ug/L	1.0 ug/L
34541	1,2-Dichloropropane	BP	N	8260B	07/11/2012 02:12	<1.0 U ug/L	1.0 ug/L
34531	1,2-Dichloroethane	BP	N	8260B	07/11/2012 02:12	<1.0 U ug/L	1.0 ug/L
81595	2-Butanone (MEK)	BP	N	8260B	07/11/2012 02:12	<6.0 U ug/L	6.0 ug/L
34571	1,4-Dichlorobenzene	BP	N	8260B	07/11/2012 02:12	<1.0 U ug/L	1.0 ug/L
77443	1,2,3-Trichloropropane	BP	N	8260B	07/11/2012 02:12	<2.5 U ug/L	2.5 ug/L
34501	1,1-Dichloroethene	BP	N	8260B	07/11/2012 02:12	<1.0 U ug/L	1.0 ug/L
34536	1,2-Dichlorobenzene	BP	N	8260B	07/11/2012 02:12	<1.0 U ug/L	1.0 ug/L
77041	Carbon disulfide	BP	N	8260B	07/11/2012 02:12	<2.0 U ug/L	2.0 ug/L
34475	Tetrachloroethene	BP	N	8260B	07/11/2012 02:12	<1.0 U ug/L	1.0 ug/L
34010	Toluene	BP	N	8260B	07/11/2012 02:12	<1.0 U ug/L	1.0 ug/L
77424	Iodomethane	BP	N	8260B	07/11/2012 02:12	<1.0 U ug/L	1.0 ug/L
34423	Methylene Chloride	BP	N	8260B	07/11/2012 02:12	<2.0 U ug/L	2.0 ug/L
77128	Styrene	BP	N	8260B	07/11/2012 02:12	<1.0 U ug/L	1.0 ug/L
34546	trans-1,2-Dichloroethene	BP	N	8260B	07/11/2012 02:12	<1.0 U ug/L	1.0 ug/L
34488	Trichlorofluoromethane	BP	N	8260B	07/11/2012 02:12	<2.0 U ug/L	2.0 ug/L
77057	Vinyl acetate	BP	N	8260B	07/11/2012 02:12	<3.0 U ug/L	3.0 ug/L
39175	Vinyl chloride	BP	N	8260B	07/11/2012 02:12	<1.0 U ug/L	1.0 ug/L
34699	trans-1,3-Dichloropropene	BP	N	8260B	07/11/2012 02:12	<3.0 U ug/L	3.0 ug/L
49263	trans-1,4-Dichloro-2-butene	BP	N	8260B	07/11/2012 02:12	<3.0 U ug/L	3.0 ug/L
39180	Trichloroethene	BP	N	8260B	07/11/2012 02:12	<1.0 U ug/L	1.0 ug/L
34371	Ethylbenzene	BP	N	8260B	07/11/2012 02:12	<1.0 U ug/L	1.0 ug/L

* Attach Laboratory Reports

PART III ANALYTICAL RESULTS

Facility GMS#:

Test Site ID #: 19343

Sample Date/Time: 07/05/2012 02:39PM

Report Period: 2012 / 3
Year / Qtr

Well Name: MW-5A

Classification of Groundwater: G-II

Groundwater Elevation (NGVD):

or (MSL): 48.68

Well Purged (Y/N): Y

Well Type:
( ) Background
( ) Detection
(X) Compliance
( ) Other

Storet Code	Parameter Monitored	Sampling Method	Field Filtered (Y/N)	Analysis Method	Analysis Date/Time	* Analysis Result/Units		Detection Limit/Units
32105	Dibromochloromethane	BP	N	8260B	07/11/2012 02:12	<1.0 U	ug/L	1.0 ug/L
32102	Carbon tetrachloride	BP	N	8260B	07/11/2012 02:12	<1.0 U	ug/L	1.0 ug/L
34301	Chlorobenzene	BP	N	8260B	07/11/2012 02:12	<1.0 U	ug/L	1.0 ug/L
34311	Chloroethane	BP	N	8260B	07/11/2012 02:12	<2.0 U	ug/L	2.0 ug/L
81551	Xylenes (total)	BP	N	8260B	07/11/2012 02:12	<2.0 U	ug/L	2.0 ug/L
77596	Dibromomethane	BP	N	8260B	07/11/2012 02:12	<1.0 U	ug/L	1.0 ug/L
000299	Field Dissolved Oxygen	BP	N	Field Sampling	07/05/2012 14:39	4.3	mg/L	-
000094	Field Conductivity	BP	N	Field Sampling	07/05/2012 14:39	69	umhos/cm	-
000406	Field pH	BP	N	Field Sampling	07/05/2012 14:39	4.09	SU	-
082545	Groundwater Elevation	BP	N	Field Sampling	07/05/2012 14:39	48.68	ft/msl	-
82078	Field Turbidity	BP	N	Field Sampling	07/05/2012 14:39	7.14	NTU	-
00010	Field Temperature	BP	N	Field Sampling	07/05/2012 14:39	24.3	Degrees C	-
00080	Color	BP	N	SM 2120B	07/06/2012 13:00	<5.0 U	PCU	5.0 PCU
70300	Total Dissolved Solids	BP	N	SM 2540C	07/09/2012 08:13	48	mg/L	10 mg/L

* Attach Laboratory Reports

PART III ANALYTICAL RESULTS

Facility GMS#:

Test Site ID #: 19344

Sample Date/Time: 07/05/2012 02:09PM

Report Period: 2012 / 3
Year / Qtr

Well Name: MW-5B

Classification of Groundwater: G-II

Groundwater Elevation (NGVD):

or (MSL): 46.63

Well Purged (Y/N): Y

Well Type:
( ) Background
( ) Detection
(X) Compliance
( ) Other

Storet Code	Parameter Monitored	Sampling Method	Field Filtered (Y/N)	Analysis Method	Analysis Date/Time	* Analysis Result/Units		Detection Limit/Units	
00620	Nitrate as N	BP	N	300.0	07/06/2012 14:44	0.53	mg/L	0.50	mg/L
00940	Chloride	BP	N	300.0	07/06/2012 14:44	8.7	mg/L	3.0	mg/L
000610	Ammonia as N	BP	N	350.1	07/09/2012 12:58	0.091 I V	mg/L	0.10	mg/L
38437	1,2-Dibromo-3-Chloropropane	BP	N	504.1	07/16/2012 19:20	<0.020 U	ug/L	0.020	ug/L
77651	1,2-Dibromoethane	BP	N	504.1	07/16/2012 19:20	<0.020 U	ug/L	0.020	ug/L
001077	Silver	BP	N	6010B	07/10/2012 15:57	<10 U	ug/L	10	ug/L
001147	Selenium	BP	N	6010B	07/10/2012 15:57	<15 U	ug/L	15	ug/L
001067	Nickel	BP	N	6010B	07/10/2012 15:57	<40 U	ug/L	40	ug/L
000929	Sodium	BP	N	6010B	07/10/2012 15:57	3.9	mg/L	1.0	mg/L
001105	Aluminum	BP	N	6010B	07/10/2012 15:57	430	ug/L	100	ug/L
001092	Zinc	BP	N	6010B	07/10/2012 15:57	<20 U	ug/L	20	ug/L
001087	Vanadium	BP	N	6010B	07/10/2012 15:57	1.3 I	ug/L	10	ug/L
001034	Chromium	BP	N	6010B	07/10/2012 15:57	0.68 I	ug/L	10	ug/L
001027	Cadmium	BP	N	6010B	07/10/2012 15:57	<5.0 U	ug/L	5.0	ug/L
001007	Barium	BP	N	6010B	07/10/2012 15:57	11	ug/L	10	ug/L
001037	Cobalt	BP	N	6010B	07/10/2012 15:57	<10 U	ug/L	10	ug/L
001051	Lead	BP	N	6010B	07/10/2012 15:57	<9.0 U	ug/L	9.0	ug/L
001045	Iron	BP	N	6010B	07/10/2012 15:57	120	ug/L	100	ug/L
001042	Copper	BP	N	6010B	07/10/2012 15:57	<15 U	ug/L	15	ug/L
001055	Manganese	BP	N	6010B	07/10/2012 15:57	2.6 I	ug/L	10	ug/L
001059	Thallium	BP	N	6020	07/12/2012 02:09	0.12 I	ug/L	1.0	ug/L
001012	Beryllium	BP	N	6020	07/13/2012 01:48	<1.0 U	ug/L	1.0	ug/L
001002	Arsenic	BP	N	6020	07/12/2012 02:09	6.0	ug/L	5.0	ug/L
001097	Antimony	BP	N	6020	07/12/2012 02:09	<2.0 U	ug/L	2.0	ug/L
71900	Mercury	BP	N	7470A	07/10/2012 18:29	<0.20 U	ug/L	0.20	ug/L
73085	Bromochloromethane	BP	N	8260B	07/11/2012 02:35	<1.0 U	ug/L	1.0	ug/L
78124	Benzene	BP	N	8260B	07/11/2012 02:35	<1.0 U	ug/L	1.0	ug/L
81596	4-Methyl-2-pentanone (MIBK)	BP	N	8260B	07/11/2012 02:35	<5.0 U	ug/L	5.0	ug/L
81552	Acetone	BP	N	8260B	07/11/2012 02:35	<20 U	ug/L	20	ug/L
34215	Acrylonitrile	BP	N	8260B	07/11/2012 02:35	<20 U	ug/L	20	ug/L
32101	Bromodichloromethane	BP	N	8260B	07/11/2012 02:35	<1.0 U	ug/L	1.0	ug/L
32102	Carbon tetrachloride	BP	N	8260B	07/11/2012 02:35	<1.0 U	ug/L	1.0	ug/L

* Attach Laboratory Reports

PART III ANALYTICAL RESULTS

Facility GMS#:

Test Site ID #: 19344

Sample Date/Time: 07/05/2012 02:09PM

Report Period: 2012 / 3
Year / Qtr

Well Name: MW-5B

Classification of Groundwater: G-II

Groundwater Elevation (NGVD):

or (MSL): 46.63

Well Purged (Y/N): Y

Well Type:
( ) Background
( ) Detection
(X) Compliance
( ) Other

Storet Code	Parameter Monitored	Sampling Method	Field Filtered (Y/N)	Analysis Method	Analysis Date/Time	* Analysis Result/Units	Detection Limit/Units
34301	Chlorobenzene	BP	N	8260B	07/11/2012 02:35	<1.0 U ug/L	1.0 ug/L
34311	Chloroethane	BP	N	8260B	07/11/2012 02:35	<2.0 U ug/L	2.0 ug/L
32104	Bromoform	BP	N	8260B	07/11/2012 02:35	<1.0 U ug/L	1.0 ug/L
34413	Bromomethane	BP	N	8260B	07/11/2012 02:35	<2.0 U ug/L	2.0 ug/L
77041	Carbon disulfide	BP	N	8260B	07/11/2012 02:35	<2.0 U ug/L	2.0 ug/L
77103	2-Hexanone	BP	N	8260B	07/11/2012 02:35	<5.0 U ug/L	5.0 ug/L
34516	1,1,2,2-Tetrachloroethane	BP	N	8260B	07/11/2012 02:35	<1.0 U ug/L	1.0 ug/L
34506	1,1,1-Trichloroethane	BP	N	8260B	07/11/2012 02:35	<1.0 U ug/L	1.0 ug/L
77562	1,1,1,2-Tetrachloroethane	BP	N	8260B	07/11/2012 02:35	<1.0 U ug/L	1.0 ug/L
34501	1,1-Dichloroethene	BP	N	8260B	07/11/2012 02:35	<1.0 U ug/L	1.0 ug/L
34496	1,1-Dichloroethane	BP	N	8260B	07/11/2012 02:35	<1.0 U ug/L	1.0 ug/L
34511	1,1,2-Trichloroethane	BP	N	8260B	07/11/2012 02:35	<1.0 U ug/L	1.0 ug/L
77443	1,2,3-Trichloropropane	BP	N	8260B	07/11/2012 02:35	<2.5 U ug/L	2.5 ug/L
34541	1,2-Dichloropropane	BP	N	8260B	07/11/2012 02:35	<1.0 U ug/L	1.0 ug/L
34571	1,4-Dichlorobenzene	BP	N	8260B	07/11/2012 02:35	<1.0 U ug/L	1.0 ug/L
81595	2-Butanone (MEK)	BP	N	8260B	07/11/2012 02:35	<6.0 U ug/L	6.0 ug/L
34536	1,2-Dichlorobenzene	BP	N	8260B	07/11/2012 02:35	<1.0 U ug/L	1.0 ug/L
34531	1,2-Dichloroethane	BP	N	8260B	07/11/2012 02:35	<1.0 U ug/L	1.0 ug/L
32106	Chloroform	BP	N	8260B	07/11/2012 02:35	<1.0 U ug/L	1.0 ug/L
34699	trans-1,3-Dichloropropene	BP	N	8260B	07/11/2012 02:35	<3.0 U ug/L	3.0 ug/L
49263	trans-1,4-Dichloro-2-butene	BP	N	8260B	07/11/2012 02:35	<3.0 U ug/L	3.0 ug/L
34546	trans-1,2-Dichloroethene	BP	N	8260B	07/11/2012 02:35	<1.0 U ug/L	1.0 ug/L
34010	Toluene	BP	N	8260B	07/11/2012 02:35	<1.0 U ug/L	1.0 ug/L
39180	Trichloroethene	BP	N	8260B	07/11/2012 02:35	<1.0 U ug/L	1.0 ug/L
81551	Xylenes (total)	BP	N	8260B	07/11/2012 02:35	<2.0 U ug/L	2.0 ug/L
77596	Dibromomethane	BP	N	8260B	07/11/2012 02:35	<1.0 U ug/L	1.0 ug/L
39175	Vinyl chloride	BP	N	8260B	07/11/2012 02:35	<1.0 U ug/L	1.0 ug/L
34488	Trichlorofluoromethane	BP	N	8260B	07/11/2012 02:35	<2.0 U ug/L	2.0 ug/L
77057	Vinyl acetate	BP	N	8260B	07/11/2012 02:35	<3.0 U ug/L	3.0 ug/L
32105	Dibromochloromethane	BP	N	8260B	07/11/2012 02:35	<1.0 U ug/L	1.0 ug/L
34704	cis-1,3-Dichloropropene	BP	N	8260B	07/11/2012 02:35	<1.0 U ug/L	1.0 ug/L
34418	Chloromethane	BP	N	8260B	07/11/2012 02:35	<2.0 U ug/L	2.0 ug/L

* Attach Laboratory Reports

PART III ANALYTICAL RESULTS

Facility GMS#:

Test Site ID #: 19344

Sample Date/Time: 07/05/2012 02:09PM

Report Period: 2012 / 3
Year / Qtr

Well Name: MW-5B

Classification of Groundwater: G-II

Groundwater Elevation (NGVD):

or (MSL): 46.63

Well Purged (Y/N): Y

Well Type:
( ) Background
( ) Detection
(X) Compliance
( ) Other

Storet Code	Parameter Monitored	Sampling Method	Field Filtered (Y/N)	Analysis Method	Analysis Date/Time	* Analysis Result/Units		Detection Limit/Units
77093	cis-1,2-Dichloroethene	BP	N	8260B	07/11/2012 02:35	<1.0 U	ug/L	1.0 ug/L
77128	Styrene	BP	N	8260B	07/11/2012 02:35	<1.0 U	ug/L	1.0 ug/L
34423	Methylene Chloride	BP	N	8260B	07/11/2012 02:35	<2.0 U	ug/L	2.0 ug/L
34475	Tetrachloroethene	BP	N	8260B	07/11/2012 02:35	<1.0 U	ug/L	1.0 ug/L
34371	Ethylbenzene	BP	N	8260B	07/11/2012 02:35	<1.0 U	ug/L	1.0 ug/L
77424	Iodomethane	BP	N	8260B	07/11/2012 02:35	<1.0 U	ug/L	1.0 ug/L
82078	Field Turbidity	BP	N	Field Sampling	07/05/2012 14:09	7.82	NTU	-
082545	Groundwater Elevation	BP	N	Field Sampling	07/05/2012 14:09	46.63	ft/msl	-
000094	Field Conductivity	BP	N	Field Sampling	07/05/2012 14:09	220	umhos/cm	-
00010	Field Temperature	BP	N	Field Sampling	07/05/2012 14:09	23.7	Degrees C	-
000299	Field Dissolved Oxygen	BP	N	Field Sampling	07/05/2012 14:09	0.0	mg/L	-
000406	Field pH	BP	N	Field Sampling	07/05/2012 14:09	7.28	SU	-
00080	Color	BP	N	SM 2120B	07/06/2012 13:00	<5.0 U	PCU	5.0 PCU
70300	Total Dissolved Solids	BP	N	SM 2540C	07/09/2012 08:13	130	mg/L	10 mg/L

* Attach Laboratory Reports

PART III ANALYTICAL RESULTS

Facility GMS#:

Test Site ID #: 19341

Sample Date/Time: 07/05/2012 01:33PM

Report Period: 2012 / 3
Year / Qtr

Well Name: MW-4A

Classification of Groundwater: G-II

Groundwater Elevation (NGVD):

or (MSL): 46.70

Well Purged (Y/N): Y

Well Type:
( ) Background
( ) Detection
(X) Compliance
( ) Other

Storet Code	Parameter Monitored	Sampling Method	Field Filtered (Y/N)	Analysis Method	Analysis Date/Time	* Analysis Result/Units	Detection Limit/Units
00940	Chloride	BP	N	300.0	07/06/2012 15:00	1.8 I mg/L	3.0 mg/L
00620	Nitrate as N	BP	N	300.0	07/06/2012 15:00	2.0 mg/L	0.50 mg/L
000610	Ammonia as N	BP	N	350.1	07/09/2012 13:04	0.10 V mg/L	0.10 mg/L
38437	1,2-Dibromo-3-Chloropropane	BP	N	504.1	07/16/2012 19:39	<0.020 U ug/L	0.020 ug/L
77651	1,2-Dibromoethane	BP	N	504.1	07/16/2012 19:39	<0.020 U ug/L	0.020 ug/L
001045	Iron	BP	N	6010B	07/10/2012 15:59	27 I ug/L	100 ug/L
001042	Copper	BP	N	6010B	07/10/2012 15:59	<15 U ug/L	15 ug/L
001051	Lead	BP	N	6010B	07/10/2012 15:59	<9.0 U ug/L	9.0 ug/L
001147	Selenium	BP	N	6010B	07/10/2012 15:59	<15 U ug/L	15 ug/L
001067	Nickel	BP	N	6010B	07/10/2012 15:59	2.5 I ug/L	40 ug/L
001007	Barium	BP	N	6010B	07/10/2012 15:59	17 ug/L	10 ug/L
001105	Aluminum	BP	N	6010B	07/10/2012 15:59	62 I ug/L	100 ug/L
001027	Cadmium	BP	N	6010B	07/10/2012 15:59	<5.0 U ug/L	5.0 ug/L
001037	Cobalt	BP	N	6010B	07/10/2012 15:59	<10 U ug/L	10 ug/L
001034	Chromium	BP	N	6010B	07/10/2012 15:59	<10 U ug/L	10 ug/L
001077	Silver	BP	N	6010B	07/10/2012 15:59	<10 U ug/L	10 ug/L
001092	Zinc	BP	N	6010B	07/10/2012 15:59	160 ug/L	20 ug/L
001055	Manganese	BP	N	6010B	07/10/2012 15:59	21 ug/L	10 ug/L
000929	Sodium	BP	N	6010B	07/10/2012 15:59	1.0 mg/L	1.0 mg/L
001087	Vanadium	BP	N	6010B	07/10/2012 15:59	<10 U ug/L	10 ug/L
001002	Arsenic	BP	N	6020	07/12/2012 02:12	<5.0 U ug/L	5.0 ug/L
001059	Thallium	BP	N	6020	07/12/2012 02:12	<1.0 U ug/L	1.0 ug/L
001012	Beryllium	BP	N	6020	07/13/2012 01:51	0.091 I ug/L	1.0 ug/L
001097	Antimony	BP	N	6020	07/12/2012 02:12	<2.0 U ug/L	2.0 ug/L
71900	Mercury	BP	N	7470A	07/10/2012 18:40	<0.20 U ug/L	0.20 ug/L
81595	2-Butanone (MEK)	BP	N	8260B	07/11/2012 02:55	<6.0 U ug/L	6.0 ug/L
81552	Acetone	BP	N	8260B	07/11/2012 02:55	<20 U ug/L	20 ug/L
81596	4-Methyl-2-pentanone (MIBK)	BP	N	8260B	07/11/2012 02:55	<5.0 U ug/L	5.0 ug/L
77103	2-Hexanone	BP	N	8260B	07/11/2012 02:55	<5.0 U ug/L	5.0 ug/L
34215	Acrylonitrile	BP	N	8260B	07/11/2012 02:55	<20 U ug/L	20 ug/L
34413	Bromomethane	BP	N	8260B	07/11/2012 02:55	<2.0 U ug/L	2.0 ug/L
77041	Carbon disulfide	BP	N	8260B	07/11/2012 02:55	<2.0 U ug/L	2.0 ug/L

* Attach Laboratory Reports

PART III ANALYTICAL RESULTS

Facility GMS#:

Test Site ID #: 19341

Sample Date/Time: 07/05/2012 01:33PM

Report Period: 2012 / 3
Year / Qtr

Well Name: MW-4A

Classification of Groundwater: G-II

Groundwater Elevation (NGVD):

or (MSL): 46.70

Well Purged (Y/N): Y

Well Type:
( ) Background
( ) Detection
(X) Compliance
( ) Other

Storet Code	Parameter Monitored	Sampling Method	Field Filtered (Y/N)	Analysis Method	Analysis Date/Time	* Analysis Result/Units	Detection Limit/Units
32104	Bromoform	BP	N	8260B	07/11/2012 02:55	<1.0 U ug/L	1.0 ug/L
78124	Benzene	BP	N	8260B	07/11/2012 02:55	<1.0 U ug/L	1.0 ug/L
32101	Bromodichloromethane	BP	N	8260B	07/11/2012 02:55	<1.0 U ug/L	1.0 ug/L
34571	1,4-Dichlorobenzene	BP	N	8260B	07/11/2012 02:55	<1.0 U ug/L	1.0 ug/L
34516	1,1,2,2-Tetrachloroethane	BP	N	8260B	07/11/2012 02:55	<1.0 U ug/L	1.0 ug/L
34511	1,1,2-Trichloroethane	BP	N	8260B	07/11/2012 02:55	<1.0 U ug/L	1.0 ug/L
34496	1,1-Dichloroethane	BP	N	8260B	07/11/2012 02:55	<1.0 U ug/L	1.0 ug/L
73085	Bromochloromethane	BP	N	8260B	07/11/2012 02:55	<1.0 U ug/L	1.0 ug/L
77562	1,1,1,2-Tetrachloroethane	BP	N	8260B	07/11/2012 02:55	<1.0 U ug/L	1.0 ug/L
34506	1,1,1-Trichloroethane	BP	N	8260B	07/11/2012 02:55	<1.0 U ug/L	1.0 ug/L
34531	1,2-Dichloroethane	BP	N	8260B	07/11/2012 02:55	<1.0 U ug/L	1.0 ug/L
34541	1,2-Dichloropropane	BP	N	8260B	07/11/2012 02:55	<1.0 U ug/L	1.0 ug/L
34501	1,1-Dichloroethene	BP	N	8260B	07/11/2012 02:55	<1.0 U ug/L	1.0 ug/L
77443	1,2,3-Trichloropropane	BP	N	8260B	07/11/2012 02:55	<2.5 U ug/L	2.5 ug/L
34536	1,2-Dichlorobenzene	BP	N	8260B	07/11/2012 02:55	<1.0 U ug/L	1.0 ug/L
32102	Carbon tetrachloride	BP	N	8260B	07/11/2012 02:55	<1.0 U ug/L	1.0 ug/L
34010	Toluene	BP	N	8260B	07/11/2012 02:55	<1.0 U ug/L	1.0 ug/L
34546	trans-1,2-Dichloroethene	BP	N	8260B	07/11/2012 02:55	<1.0 U ug/L	1.0 ug/L
34699	trans-1,3-Dichloropropene	BP	N	8260B	07/11/2012 02:55	<3.0 U ug/L	3.0 ug/L
77128	Styrene	BP	N	8260B	07/11/2012 02:55	<1.0 U ug/L	1.0 ug/L
34475	Tetrachloroethene	BP	N	8260B	07/11/2012 02:55	<1.0 U ug/L	1.0 ug/L
77057	Vinyl acetate	BP	N	8260B	07/11/2012 02:55	<3.0 U ug/L	3.0 ug/L
39175	Vinyl chloride	BP	N	8260B	07/11/2012 02:55	<1.0 U ug/L	1.0 ug/L
81551	Xylenes (total)	BP	N	8260B	07/11/2012 02:55	<2.0 U ug/L	2.0 ug/L
49263	trans-1,4-Dichloro-2-butene	BP	N	8260B	07/11/2012 02:55	<3.0 U ug/L	3.0 ug/L
39180	Trichloroethene	BP	N	8260B	07/11/2012 02:55	<1.0 U ug/L	1.0 ug/L
34488	Trichlorofluoromethane	BP	N	8260B	07/11/2012 02:55	<2.0 U ug/L	2.0 ug/L
34418	Chloromethane	BP	N	8260B	07/11/2012 02:55	<2.0 U ug/L	2.0 ug/L
77093	cis-1,2-Dichloroethene	BP	N	8260B	07/11/2012 02:55	<1.0 U ug/L	1.0 ug/L
34704	cis-1,3-Dichloropropene	BP	N	8260B	07/11/2012 02:55	<1.0 U ug/L	1.0 ug/L
34301	Chlorobenzene	BP	N	8260B	07/11/2012 02:55	<1.0 U ug/L	1.0 ug/L
34311	Chloroethane	BP	N	8260B	07/11/2012 02:55	<2.0 U ug/L	2.0 ug/L

* Attach Laboratory Reports

PART III ANALYTICAL RESULTS

Facility GMS#:

Test Site ID #: 19341

Sample Date/Time: 07/05/2012 01:33PM

Report Period: 2012 / 3
Year / Qtr

Well Name: MW-4A

Classification of Groundwater: G-II

Groundwater Elevation (NGVD):

or (MSL): 46.70

Well Purged (Y/N): Y

Well Type:
( ) Background
( ) Detection
(X) Compliance
( ) Other

Storet Code	Parameter Monitored	Sampling Method	Field Filtered (Y/N)	Analysis Method	Analysis Date/Time	* Analysis Result/Units		Detection Limit/Units
32106	Chloroform	BP	N	8260B	07/11/2012 02:55	<1.0 U	ug/L	1.0 ug/L
34371	Ethylbenzene	BP	N	8260B	07/11/2012 02:55	<1.0 U	ug/L	1.0 ug/L
77424	Iodomethane	BP	N	8260B	07/11/2012 02:55	<1.0 U	ug/L	1.0 ug/L
34423	Methylene Chloride	BP	N	8260B	07/11/2012 02:55	<2.0 U	ug/L	2.0 ug/L
32105	Dibromochloromethane	BP	N	8260B	07/11/2012 02:55	<1.0 U	ug/L	1.0 ug/L
77596	Dibromomethane	BP	N	8260B	07/11/2012 02:55	<1.0 U	ug/L	1.0 ug/L
000094	Field Conductivity	BP	N	Field Sampling	07/05/2012 13:33	55	umhos/cm	-
82078	Field Turbidity	BP	N	Field Sampling	07/05/2012 13:33	4.14	NTU	-
082545	Groundwater Elevation	BP	N	Field Sampling	07/05/2012 13:33	46.70	ft/msl	-
000406	Field pH	BP	N	Field Sampling	07/05/2012 13:33	4.93	SU	-
000299	Field Dissolved Oxygen	BP	N	Field Sampling	07/05/2012 13:33	0.6	mg/L	-
00010	Field Temperature	BP	N	Field Sampling	07/05/2012 13:33	23.9	Degrees C	-
00080	Color	BP	N	SM 2120B	07/06/2012 13:00	<5.0 U	PCU	5.0 PCU
70300	Total Dissolved Solids	BP	N	SM 2540C	07/09/2012 08:13	40	mg/L	10 mg/L

* Attach Laboratory Reports

PART III ANALYTICAL RESULTS

Facility GMS#:

Test Site ID #: 19342

Sample Date/Time: 07/05/2012 01:01PM

Report Period: 2012 / 3
Year / Qtr

Well Name: MW-4B

Classification of Groundwater: G-II

Groundwater Elevation (NGVD):

or (MSL): 47.91

Well Purged (Y/N): Y

Well Type:
( ) Background
( ) Detection
(X) Compliance
( ) Other

Storet Code	Parameter Monitored	Sampling Method	Field Filtered (Y/N)	Analysis Method	Analysis Date/Time	* Analysis Result/Units	Detection Limit/Units
00620	Nitrate as N	BP	N	300.0	07/06/2012 15:16	1.9 mg/L	0.50 mg/L
00940	Chloride	BP	N	300.0	07/06/2012 15:16	2.6 I mg/L	3.0 mg/L
000610	Ammonia as N	BP	N	350.1	07/09/2012 13:08	0.049 I V mg/L	0.10 mg/L
38437	1,2-Dibromo-3-Chloropropane	BP	N	504.1	07/16/2012 19:59	<0.021 U ug/L	0.021 ug/L
77651	1,2-Dibromoethane	BP	N	504.1	07/16/2012 19:59	<0.021 U ug/L	0.021 ug/L
001092	Zinc	BP	N	6010B	07/10/2012 16:12	5.1 I ug/L	20 ug/L
001087	Vanadium	BP	N	6010B	07/10/2012 16:12	<10 U ug/L	10 ug/L
001051	Lead	BP	N	6010B	07/10/2012 16:12	<9.0 U ug/L	9.0 ug/L
001105	Aluminum	BP	N	6010B	07/10/2012 16:12	26 I ug/L	100 ug/L
001055	Manganese	BP	N	6010B	07/10/2012 16:12	8.3 I ug/L	10 ug/L
001037	Cobalt	BP	N	6010B	07/10/2012 16:12	<10 U ug/L	10 ug/L
001042	Copper	BP	N	6010B	07/10/2012 16:12	<15 U ug/L	15 ug/L
001034	Chromium	BP	N	6010B	07/10/2012 16:12	<10 U ug/L	10 ug/L
001007	Barium	BP	N	6010B	07/10/2012 16:12	11 ug/L	10 ug/L
001027	Cadmium	BP	N	6010B	07/10/2012 16:12	<5.0 U ug/L	5.0 ug/L
001077	Silver	BP	N	6010B	07/10/2012 16:12	1.0 I ug/L	10 ug/L
000929	Sodium	BP	N	6010B	07/10/2012 16:12	1.1 mg/L	1.0 mg/L
001147	Selenium	BP	N	6010B	07/10/2012 16:12	<15 U ug/L	15 ug/L
001045	Iron	BP	N	6010B	07/10/2012 16:12	<100 U ug/L	100 ug/L
001067	Nickel	BP	N	6010B	07/10/2012 16:12	2.0 I ug/L	40 ug/L
001059	Thallium	BP	N	6020	07/12/2012 02:15	<1.0 U ug/L	1.0 ug/L
001012	Beryllium	BP	N	6020	07/13/2012 01:54	<1.0 U ug/L	1.0 ug/L
001097	Antimony	BP	N	6020	07/12/2012 02:15	<2.0 U ug/L	2.0 ug/L
001002	Arsenic	BP	N	6020	07/12/2012 02:15	<5.0 U ug/L	5.0 ug/L
71900	Mercury	BP	N	7470A	07/10/2012 18:42	<0.20 U ug/L	0.20 ug/L
78124	Benzene	BP	N	8260B	07/11/2012 03:16	<1.0 U ug/L	1.0 ug/L
73085	Bromochloromethane	BP	N	8260B	07/11/2012 03:16	<1.0 U ug/L	1.0 ug/L
81596	4-Methyl-2-pentanone (MIBK)	BP	N	8260B	07/11/2012 03:16	<5.0 U ug/L	5.0 ug/L
81552	Acetone	BP	N	8260B	07/11/2012 03:16	<20 U ug/L	20 ug/L
34215	Acrylonitrile	BP	N	8260B	07/11/2012 03:16	<20 U ug/L	20 ug/L
32101	Bromodichloromethane	BP	N	8260B	07/11/2012 03:16	<1.0 U ug/L	1.0 ug/L
32102	Carbon tetrachloride	BP	N	8260B	07/11/2012 03:16	<1.0 U ug/L	1.0 ug/L

* Attach Laboratory Reports

PART III ANALYTICAL RESULTS

Facility GMS#:

Test Site ID #: 19342

Sample Date/Time: 07/05/2012 01:01PM

Report Period: 2012 / 3
Year / Qtr

Well Name: MW-4B

Classification of Groundwater: G-II

Groundwater Elevation (NGVD):

or (MSL): 47.91

Well Purged (Y/N): Y

Well Type:
( ) Background
( ) Detection
(X) Compliance
( ) Other

Storet Code	Parameter Monitored	Sampling Method	Field Filtered (Y/N)	Analysis Method	Analysis Date/Time	* Analysis Result/Units	Detection Limit/Units
34301	Chlorobenzene	BP	N	8260B	07/11/2012 03:16	<1.0 U ug/L	1.0 ug/L
34311	Chloroethane	BP	N	8260B	07/11/2012 03:16	<2.0 U ug/L	2.0 ug/L
32104	Bromoform	BP	N	8260B	07/11/2012 03:16	<1.0 U ug/L	1.0 ug/L
34413	Bromomethane	BP	N	8260B	07/11/2012 03:16	<2.0 U ug/L	2.0 ug/L
77041	Carbon disulfide	BP	N	8260B	07/11/2012 03:16	<2.0 U ug/L	2.0 ug/L
77103	2-Hexanone	BP	N	8260B	07/11/2012 03:16	<5.0 U ug/L	5.0 ug/L
34516	1,1,2,2-Tetrachloroethane	BP	N	8260B	07/11/2012 03:16	<1.0 U ug/L	1.0 ug/L
34511	1,1,2-Trichloroethane	BP	N	8260B	07/11/2012 03:16	<1.0 U ug/L	1.0 ug/L
34496	1,1-Dichloroethane	BP	N	8260B	07/11/2012 03:16	<1.0 U ug/L	1.0 ug/L
34536	1,2-Dichlorobenzene	BP	N	8260B	07/11/2012 03:16	<1.0 U ug/L	1.0 ug/L
77562	1,1,1,2-Tetrachloroethane	BP	N	8260B	07/11/2012 03:16	<1.0 U ug/L	1.0 ug/L
34506	1,1,1-Trichloroethane	BP	N	8260B	07/11/2012 03:16	<1.0 U ug/L	1.0 ug/L
34501	1,1-Dichloroethene	BP	N	8260B	07/11/2012 03:16	<1.0 U ug/L	1.0 ug/L
34541	1,2-Dichloropropane	BP	N	8260B	07/11/2012 03:16	<1.0 U ug/L	1.0 ug/L
34571	1,4-Dichlorobenzene	BP	N	8260B	07/11/2012 03:16	<1.0 U ug/L	1.0 ug/L
81595	2-Butanone (MEK)	BP	N	8260B	07/11/2012 03:16	<6.0 U ug/L	6.0 ug/L
77443	1,2,3-Trichloropropane	BP	N	8260B	07/11/2012 03:16	<2.5 U ug/L	2.5 ug/L
34531	1,2-Dichloroethane	BP	N	8260B	07/11/2012 03:16	<1.0 U ug/L	1.0 ug/L
32106	Chloroform	BP	N	8260B	07/11/2012 03:16	<1.0 U ug/L	1.0 ug/L
34699	trans-1,3-Dichloropropene	BP	N	8260B	07/11/2012 03:16	<3.0 U ug/L	3.0 ug/L
49263	trans-1,4-Dichloro-2-butene	BP	N	8260B	07/11/2012 03:16	<3.0 U ug/L	3.0 ug/L
34546	trans-1,2-Dichloroethene	BP	N	8260B	07/11/2012 03:16	<1.0 U ug/L	1.0 ug/L
34010	Toluene	BP	N	8260B	07/11/2012 03:16	<1.0 U ug/L	1.0 ug/L
39175	Vinyl chloride	BP	N	8260B	07/11/2012 03:16	<1.0 U ug/L	1.0 ug/L
81551	Xylenes (total)	BP	N	8260B	07/11/2012 03:16	<2.0 U ug/L	2.0 ug/L
77057	Vinyl acetate	BP	N	8260B	07/11/2012 03:16	<3.0 U ug/L	3.0 ug/L
39180	Trichloroethene	BP	N	8260B	07/11/2012 03:16	<1.0 U ug/L	1.0 ug/L
34488	Trichlorofluoromethane	BP	N	8260B	07/11/2012 03:16	<2.0 U ug/L	2.0 ug/L
34475	Tetrachloroethene	BP	N	8260B	07/11/2012 03:16	<1.0 U ug/L	1.0 ug/L
32105	Dibromochloromethane	BP	N	8260B	07/11/2012 03:16	<1.0 U ug/L	1.0 ug/L
34704	cis-1,3-Dichloropropene	BP	N	8260B	07/11/2012 03:16	<1.0 U ug/L	1.0 ug/L
34418	Chloromethane	BP	N	8260B	07/11/2012 03:16	<2.0 U ug/L	2.0 ug/L

* Attach Laboratory Reports

PART III ANALYTICAL RESULTS

Facility GMS#:

Test Site ID #: 19342

Sample Date/Time: 07/05/2012 01:01PM

Report Period: 2012 / 3
Year / Qtr

Well Name: MW-4B

Classification of Groundwater: G-II

Groundwater Elevation (NGVD):

or (MSL): 47.91

Well Purged (Y/N): Y

Well Type:
( ) Background
( ) Detection
(X) Compliance
( ) Other

Storet Code	Parameter Monitored	Sampling Method	Field Filtered (Y/N)	Analysis Method	Analysis Date/Time	* Analysis Result/Units		Detection Limit/Units
77093	cis-1,2-Dichloroethene	BP	N	8260B	07/11/2012 03:16	<1.0 U	ug/L	1.0 ug/L
34423	Methylene Chloride	BP	N	8260B	07/11/2012 03:16	<2.0 U	ug/L	2.0 ug/L
77128	Styrene	BP	N	8260B	07/11/2012 03:16	<1.0 U	ug/L	1.0 ug/L
77424	Iodomethane	BP	N	8260B	07/11/2012 03:16	<1.0 U	ug/L	1.0 ug/L
77596	Dibromomethane	BP	N	8260B	07/11/2012 03:16	<1.0 U	ug/L	1.0 ug/L
34371	Ethylbenzene	BP	N	8260B	07/11/2012 03:16	<1.0 U	ug/L	1.0 ug/L
000406	Field pH	BP	N	Field Sampling	07/05/2012 13:01	5.35	SU	-
000299	Field Dissolved Oxygen	BP	N	Field Sampling	07/05/2012 13:01	0.6	mg/L	-
000094	Field Conductivity	BP	N	Field Sampling	07/05/2012 13:01	39	umhos/cm	-
082545	Groundwater Elevation	BP	N	Field Sampling	07/05/2012 13:01	47.91	ft/msl	-
82078	Field Turbidity	BP	N	Field Sampling	07/05/2012 13:01	3.03	NTU	-
00010	Field Temperature	BP	N	Field Sampling	07/05/2012 13:01	23.6	Degrees C	-
00080	Color	BP	N	SM 2120B	07/06/2012 13:00	<5.0 U	PCU	5.0 PCU
70300	Total Dissolved Solids	BP	N	SM 2540C	07/09/2012 08:13	<10 U	mg/L	10 mg/L

* Attach Laboratory Reports

PART III ANALYTICAL RESULTS

Facility GMS#:

Test Site ID #: 19339

Sample Date/Time: 07/05/2012 12:26PM

Report Period: 2012 / 3
Year / Qtr

Well Name: MW-3A

Classification of Groundwater: G-II

Groundwater Elevation (NGVD):

or (MSL): 46.99

Well Purged (Y/N): Y

Well Type:
( ) Background
( ) Detection
(X) Compliance
( ) Other

Storet Code	Parameter Monitored	Sampling Method	Field Filtered (Y/N)	Analysis Method	Analysis Date/Time	* Analysis Result/Units	Detection Limit/Units
00620	Nitrate as N	BP	N	300.0	07/06/2012 15:32	2.3 mg/L	0.50 mg/L
00940	Chloride	BP	N	300.0	07/06/2012 15:32	3.3 mg/L	3.0 mg/L
000610	Ammonia as N	BP	N	350.1	07/09/2012 13:22	0.073 I V mg/L	0.10 mg/L
38437	1,2-Dibromo-3-Chloropropane	BP	N	504.1	07/16/2012 20:19	<0.020 U ug/L	0.020 ug/L
77651	1,2-Dibromoethane	BP	N	504.1	07/16/2012 20:19	<0.020 U ug/L	0.020 ug/L
001051	Lead	BP	N	6010B	07/10/2012 16:15	<9.0 U ug/L	9.0 ug/L
001045	Iron	BP	N	6010B	07/10/2012 16:15	330 ug/L	100 ug/L
001147	Selenium	BP	N	6010B	07/10/2012 16:15	<15 U ug/L	15 ug/L
001067	Nickel	BP	N	6010B	07/10/2012 16:15	<40 U ug/L	40 ug/L
001034	Chromium	BP	N	6010B	07/10/2012 16:15	2.7 I ug/L	10 ug/L
001027	Cadmium	BP	N	6010B	07/10/2012 16:15	<5.0 U ug/L	5.0 ug/L
001042	Copper	BP	N	6010B	07/10/2012 16:15	<15 U ug/L	15 ug/L
001037	Cobalt	BP	N	6010B	07/10/2012 16:15	<10 U ug/L	10 ug/L
001105	Aluminum	BP	N	6010B	07/10/2012 16:15	1300 ug/L	100 ug/L
001055	Manganese	BP	N	6010B	07/10/2012 16:15	1.4 I ug/L	10 ug/L
001092	Zinc	BP	N	6010B	07/10/2012 16:15	5.2 I ug/L	20 ug/L
001007	Barium	BP	N	6010B	07/10/2012 16:15	36 ug/L	10 ug/L
001077	Silver	BP	N	6010B	07/10/2012 16:15	<10 U ug/L	10 ug/L
000929	Sodium	BP	N	6010B	07/10/2012 16:15	3.1 mg/L	1.0 mg/L
001087	Vanadium	BP	N	6010B	07/10/2012 16:15	1.7 I ug/L	10 ug/L
001059	Thallium	BP	N	6020	07/12/2012 02:18	<1.0 U ug/L	1.0 ug/L
001097	Antimony	BP	N	6020	07/12/2012 02:18	<2.0 U ug/L	2.0 ug/L
001002	Arsenic	BP	N	6020	07/12/2012 02:18	<5.0 U ug/L	5.0 ug/L
001012	Beryllium	BP	N	6020	07/13/2012 01:57	<1.0 U ug/L	1.0 ug/L
71900	Mercury	BP	N	7470A	07/10/2012 18:45	<0.20 U ug/L	0.20 ug/L
81596	4-Methyl-2-pentanone (MIBK)	BP	N	8260B	07/11/2012 03:37	<5.0 U ug/L	5.0 ug/L
77103	2-Hexanone	BP	N	8260B	07/11/2012 03:37	<5.0 U ug/L	5.0 ug/L
81595	2-Butanone (MEK)	BP	N	8260B	07/11/2012 03:37	<6.0 U ug/L	6.0 ug/L
34571	1,4-Dichlorobenzene	BP	N	8260B	07/11/2012 03:37	<1.0 U ug/L	1.0 ug/L
81551	Xylenes (total)	BP	N	8260B	07/11/2012 03:37	<2.0 U ug/L	2.0 ug/L
39180	Trichloroethene	BP	N	8260B	07/11/2012 03:37	<1.0 U ug/L	1.0 ug/L
49263	trans-1,4-Dichloro-2-butene	BP	N	8260B	07/11/2012 03:37	<3.0 U ug/L	3.0 ug/L

* Attach Laboratory Reports

PART III ANALYTICAL RESULTS

Facility GMS#:

Test Site ID #: 19339

Sample Date/Time: 07/05/2012 12:26PM

Report Period: 2012 / 3
Year / Qtr

Well Name: MW-3A

Classification of Groundwater: G-II

Groundwater Elevation (NGVD):

or (MSL): 46.99

Well Purged (Y/N): Y

Well Type:
( ) Background
( ) Detection
(X) Compliance
( ) Other

Storet Code	Parameter Monitored	Sampling Method	Field Filtered (Y/N)	Analysis Method	Analysis Date/Time	* Analysis Result/Units	Detection Limit/Units
34488	Trichlorofluoromethane	BP	N	8260B	07/11/2012 03:37	<2.0 U ug/L	2.0 ug/L
39175	Vinyl chloride	BP	N	8260B	07/11/2012 03:37	<1.0 U ug/L	1.0 ug/L
77057	Vinyl acetate	BP	N	8260B	07/11/2012 03:37	<3.0 U ug/L	3.0 ug/L
34541	1,2-Dichloropropane	BP	N	8260B	07/11/2012 03:37	<1.0 U ug/L	1.0 ug/L
34516	1,1,2,2-Tetrachloroethane	BP	N	8260B	07/11/2012 03:37	<1.0 U ug/L	1.0 ug/L
34511	1,1,2-Trichloroethane	BP	N	8260B	07/11/2012 03:37	<1.0 U ug/L	1.0 ug/L
34506	1,1,1-Trichloroethane	BP	N	8260B	07/11/2012 03:37	<1.0 U ug/L	1.0 ug/L
77093	cis-1,2-Dichloroethene	BP	N	8260B	07/11/2012 03:37	<1.0 U ug/L	1.0 ug/L
77562	1,1,1,2-Tetrachloroethane	BP	N	8260B	07/11/2012 03:37	<1.0 U ug/L	1.0 ug/L
34496	1,1-Dichloroethane	BP	N	8260B	07/11/2012 03:37	<1.0 U ug/L	1.0 ug/L
34531	1,2-Dichloroethane	BP	N	8260B	07/11/2012 03:37	<1.0 U ug/L	1.0 ug/L
34536	1,2-Dichlorobenzene	BP	N	8260B	07/11/2012 03:37	<1.0 U ug/L	1.0 ug/L
34501	1,1-Dichloroethene	BP	N	8260B	07/11/2012 03:37	<1.0 U ug/L	1.0 ug/L
77443	1,2,3-Trichloropropane	BP	N	8260B	07/11/2012 03:37	<2.5 U ug/L	2.5 ug/L
34699	trans-1,3-Dichloropropene	BP	N	8260B	07/11/2012 03:37	<3.0 U ug/L	3.0 ug/L
34301	Chlorobenzene	BP	N	8260B	07/11/2012 03:37	<1.0 U ug/L	1.0 ug/L
32102	Carbon tetrachloride	BP	N	8260B	07/11/2012 03:37	<1.0 U ug/L	1.0 ug/L
77041	Carbon disulfide	BP	N	8260B	07/11/2012 03:37	<2.0 U ug/L	2.0 ug/L
34418	Chloromethane	BP	N	8260B	07/11/2012 03:37	<2.0 U ug/L	2.0 ug/L
32106	Chloroform	BP	N	8260B	07/11/2012 03:37	<1.0 U ug/L	1.0 ug/L
34311	Chloroethane	BP	N	8260B	07/11/2012 03:37	<2.0 U ug/L	2.0 ug/L
73085	Bromochloromethane	BP	N	8260B	07/11/2012 03:37	<1.0 U ug/L	1.0 ug/L
78124	Benzene	BP	N	8260B	07/11/2012 03:37	<1.0 U ug/L	1.0 ug/L
34215	Acrylonitrile	BP	N	8260B	07/11/2012 03:37	<20 U ug/L	20 ug/L
34413	Bromomethane	BP	N	8260B	07/11/2012 03:37	<2.0 U ug/L	2.0 ug/L
32104	Bromoform	BP	N	8260B	07/11/2012 03:37	<1.0 U ug/L	1.0 ug/L
32101	Bromodichloromethane	BP	N	8260B	07/11/2012 03:37	<1.0 U ug/L	1.0 ug/L
81552	Acetone	BP	N	8260B	07/11/2012 03:37	<20 U ug/L	20 ug/L
34475	Tetrachloroethene	BP	N	8260B	07/11/2012 03:37	<1.0 U ug/L	1.0 ug/L
77128	Styrene	BP	N	8260B	07/11/2012 03:37	<1.0 U ug/L	1.0 ug/L
34423	Methylene Chloride	BP	N	8260B	07/11/2012 03:37	<2.0 U ug/L	2.0 ug/L
34546	trans-1,2-Dichloroethene	BP	N	8260B	07/11/2012 03:37	<1.0 U ug/L	1.0 ug/L

* Attach Laboratory Reports

PART III ANALYTICAL RESULTS

Facility GMS#:

Test Site ID #: 19339

Sample Date/Time: 07/05/2012 12:26PM

Report Period: 2012 / 3
Year / Qtr

Well Name: MW-3A

Classification of Groundwater: G-II

Groundwater Elevation (NGVD):

or (MSL): 46.99

Well Purged (Y/N): Y

Well Type:
( ) Background
( ) Detection
(X) Compliance
( ) Other

Storet Code	Parameter Monitored	Sampling Method	Field Filtered (Y/N)	Analysis Method	Analysis Date/Time	* Analysis Result/Units		Detection Limit/Units
34010	Toluene	BP	N	8260B	07/11/2012 03:37	<1.0 U	ug/L	1.0 ug/L
32105	Dibromochloromethane	BP	N	8260B	07/11/2012 03:37	<1.0 U	ug/L	1.0 ug/L
34704	cis-1,3-Dichloropropene	BP	N	8260B	07/11/2012 03:37	<1.0 U	ug/L	1.0 ug/L
77424	Iodomethane	BP	N	8260B	07/11/2012 03:37	<1.0 U	ug/L	1.0 ug/L
34371	Ethylbenzene	BP	N	8260B	07/11/2012 03:37	<1.0 U	ug/L	1.0 ug/L
77596	Dibromomethane	BP	N	8260B	07/11/2012 03:37	<1.0 U	ug/L	1.0 ug/L
000299	Field Dissolved Oxygen	BP	N	Field Sampling	07/05/2012 12:26	5.0	mg/L	-
000406	Field pH	BP	N	Field Sampling	07/05/2012 12:26	5.33	SU	-
000094	Field Conductivity	BP	N	Field Sampling	07/05/2012 12:26	92	umhos/cm	-
00010	Field Temperature	BP	N	Field Sampling	07/05/2012 12:26	23.6	Degrees C	-
082545	Groundwater Elevation	BP	N	Field Sampling	07/05/2012 12:26	46.99	ft/msl	-
82078	Field Turbidity	BP	N	Field Sampling	07/05/2012 12:26	4.92	NTU	-
00080	Color	BP	N	SM 2120B	07/06/2012 13:00	<5.0 U	PCU	5.0 PCU
70300	Total Dissolved Solids	BP	N	SM 2540C	07/09/2012 08:13	68	mg/L	10 mg/L

* Attach Laboratory Reports

PART III ANALYTICAL RESULTS

Facility GMS#:

Test Site ID #: 19340

Sample Date/Time: 07/05/2012 11:56AM

Report Period: 2012 / 3
Year / Qtr

Well Name: MW-3B

Classification of Groundwater: G-II

Groundwater Elevation (NGVD):

or (MSL): 47.03

Well Purged (Y/N): Y

Well Type:
( ) Background
( ) Detection
(X) Compliance
( ) Other

Storet Code	Parameter Monitored	Sampling Method	Field Filtered (Y/N)	Analysis Method	Analysis Date/Time	* Analysis Result/Units		Detection Limit/Units	
00940	Chloride	BP	N	300.0	07/06/2012 15:48	3.9	mg/L	3.0	mg/L
00620	Nitrate as N	BP	N	300.0	07/06/2012 15:48	2.4	mg/L	0.50	mg/L
000610	Ammonia as N	BP	N	350.1	07/09/2012 13:23	0.055 I V	mg/L	0.10	mg/L
77651	1,2-Dibromoethane	BP	N	504.1	07/16/2012 20:38	<0.020 U	ug/L	0.020	ug/L
38437	1,2-Dibromo-3-Chloropropane	BP	N	504.1	07/16/2012 20:38	<0.020 U	ug/L	0.020	ug/L
001037	Cobalt	BP	N	6010B	07/10/2012 16:17	<10 U	ug/L	10	ug/L
001042	Copper	BP	N	6010B	07/10/2012 16:17	<15 U	ug/L	15	ug/L
001027	Cadmium	BP	N	6010B	07/10/2012 16:17	<5.0 U	ug/L	5.0	ug/L
001007	Barium	BP	N	6010B	07/10/2012 16:17	63	ug/L	10	ug/L
001077	Silver	BP	N	6010B	07/10/2012 16:17	<10 U	ug/L	10	ug/L
001034	Chromium	BP	N	6010B	07/10/2012 16:17	1.9 I	ug/L	10	ug/L
000929	Sodium	BP	N	6010B	07/10/2012 16:17	2.4	mg/L	1.0	mg/L
001067	Nickel	BP	N	6010B	07/10/2012 16:17	<40 U	ug/L	40	ug/L
001147	Selenium	BP	N	6010B	07/10/2012 16:17	<15 U	ug/L	15	ug/L
001045	Iron	BP	N	6010B	07/10/2012 16:17	110	ug/L	100	ug/L
001051	Lead	BP	N	6010B	07/10/2012 16:17	<9.0 U	ug/L	9.0	ug/L
001092	Zinc	BP	N	6010B	07/10/2012 16:17	6.8 I	ug/L	20	ug/L
001105	Aluminum	BP	N	6010B	07/10/2012 16:17	310	ug/L	100	ug/L
001055	Manganese	BP	N	6010B	07/10/2012 16:17	3.3 I	ug/L	10	ug/L
001087	Vanadium	BP	N	6010B	07/10/2012 16:17	1.8 I	ug/L	10	ug/L
001002	Arsenic	BP	N	6020	07/12/2012 02:21	<5.0 U	ug/L	5.0	ug/L
001097	Antimony	BP	N	6020	07/12/2012 02:21	<2.0 U	ug/L	2.0	ug/L
001059	Thallium	BP	N	6020	07/12/2012 02:21	0.078 I	ug/L	1.0	ug/L
001012	Beryllium	BP	N	6020	07/13/2012 02:00	<1.0 U	ug/L	1.0	ug/L
71900	Mercury	BP	N	7470A	07/10/2012 18:47	<0.20 U	ug/L	0.20	ug/L
81596	4-Methyl-2-pentanone (MIBK)	BP	N	8260B	07/11/2012 03:58	<5.0 U	ug/L	5.0	ug/L
73085	Bromochloromethane	BP	N	8260B	07/11/2012 03:58	<1.0 U	ug/L	1.0	ug/L
34215	Acrylonitrile	BP	N	8260B	07/11/2012 03:58	<20 U	ug/L	20	ug/L
81552	Acetone	BP	N	8260B	07/11/2012 03:58	<20 U	ug/L	20	ug/L
78124	Benzene	BP	N	8260B	07/11/2012 03:58	<1.0 U	ug/L	1.0	ug/L
34301	Chlorobenzene	BP	N	8260B	07/11/2012 03:58	<1.0 U	ug/L	1.0	ug/L
32102	Carbon tetrachloride	BP	N	8260B	07/11/2012 03:58	<1.0 U	ug/L	1.0	ug/L

* Attach Laboratory Reports

PART III ANALYTICAL RESULTS

Facility GMS#:

Test Site ID #: 19340

Sample Date/Time: 07/05/2012 11:56AM

Report Period: 2012 / 3
Year / Qtr

Well Name: MW-3B

Classification of Groundwater: G-II

Groundwater Elevation (NGVD):

or (MSL): 47.03

Well Purged (Y/N): Y

Well Type:
( ) Background
( ) Detection
(X) Compliance
( ) Other

Storet Code	Parameter Monitored	Sampling Method	Field Filtered (Y/N)	Analysis Method	Analysis Date/Time	* Analysis Result/Units	Detection Limit/Units
32106	Chloroform	BP	N	8260B	07/11/2012 03:58	<1.0 U ug/L	1.0 ug/L
34311	Chloroethane	BP	N	8260B	07/11/2012 03:58	<2.0 U ug/L	2.0 ug/L
77041	Carbon disulfide	BP	N	8260B	07/11/2012 03:58	<2.0 U ug/L	2.0 ug/L
32101	Bromodichloromethane	BP	N	8260B	07/11/2012 03:58	<1.0 U ug/L	1.0 ug/L
34418	Chloromethane	BP	N	8260B	07/11/2012 03:58	<2.0 U ug/L	2.0 ug/L
34413	Bromomethane	BP	N	8260B	07/11/2012 03:58	<2.0 U ug/L	2.0 ug/L
32104	Bromoform	BP	N	8260B	07/11/2012 03:58	<1.0 U ug/L	1.0 ug/L
34516	1,1,2,2-Tetrachloroethane	BP	N	8260B	07/11/2012 03:58	<1.0 U ug/L	1.0 ug/L
34501	1,1-Dichloroethene	BP	N	8260B	07/11/2012 03:58	<1.0 U ug/L	1.0 ug/L
34496	1,1-Dichloroethane	BP	N	8260B	07/11/2012 03:58	<1.0 U ug/L	1.0 ug/L
34541	1,2-Dichloropropane	BP	N	8260B	07/11/2012 03:58	<1.0 U ug/L	1.0 ug/L
34511	1,1,2-Trichloroethane	BP	N	8260B	07/11/2012 03:58	<1.0 U ug/L	1.0 ug/L
34531	1,2-Dichloroethane	BP	N	8260B	07/11/2012 03:58	<1.0 U ug/L	1.0 ug/L
81595	2-Butanone (MEK)	BP	N	8260B	07/11/2012 03:58	<6.0 U ug/L	6.0 ug/L
77103	2-Hexanone	BP	N	8260B	07/11/2012 03:58	<5.0 U ug/L	5.0 ug/L
34571	1,4-Dichlorobenzene	BP	N	8260B	07/11/2012 03:58	<1.0 U ug/L	1.0 ug/L
34536	1,2-Dichlorobenzene	BP	N	8260B	07/11/2012 03:58	<1.0 U ug/L	1.0 ug/L
77443	1,2,3-Trichloropropane	BP	N	8260B	07/11/2012 03:58	<2.5 U ug/L	2.5 ug/L
34506	1,1,1-Trichloroethane	BP	N	8260B	07/11/2012 03:58	<1.0 U ug/L	1.0 ug/L
77093	cis-1,2-Dichloroethene	BP	N	8260B	07/11/2012 03:58	<1.0 U ug/L	1.0 ug/L
49263	trans-1,4-Dichloro-2-butene	BP	N	8260B	07/11/2012 03:58	<3.0 U ug/L	3.0 ug/L
39180	Trichloroethene	BP	N	8260B	07/11/2012 03:58	<1.0 U ug/L	1.0 ug/L
34699	trans-1,3-Dichloropropene	BP	N	8260B	07/11/2012 03:58	<3.0 U ug/L	3.0 ug/L
34010	Toluene	BP	N	8260B	07/11/2012 03:58	<1.0 U ug/L	1.0 ug/L
34546	trans-1,2-Dichloroethene	BP	N	8260B	07/11/2012 03:58	<1.0 U ug/L	1.0 ug/L
81551	Xylenes (total)	BP	N	8260B	07/11/2012 03:58	<2.0 U ug/L	2.0 ug/L
77562	1,1,1,2-Tetrachloroethane	BP	N	8260B	07/11/2012 03:58	<1.0 U ug/L	1.0 ug/L
39175	Vinyl chloride	BP	N	8260B	07/11/2012 03:58	<1.0 U ug/L	1.0 ug/L
34488	Trichlorofluoromethane	BP	N	8260B	07/11/2012 03:58	<2.0 U ug/L	2.0 ug/L
77057	Vinyl acetate	BP	N	8260B	07/11/2012 03:58	<3.0 U ug/L	3.0 ug/L
77596	Dibromomethane	BP	N	8260B	07/11/2012 03:58	<1.0 U ug/L	1.0 ug/L
34371	Ethylbenzene	BP	N	8260B	07/11/2012 03:58	<1.0 U ug/L	1.0 ug/L

* Attach Laboratory Reports

PART III ANALYTICAL RESULTS

Facility GMS#:

Test Site ID #: 19340

Sample Date/Time: 07/05/2012 11:56AM

Report Period: 2012 / 3
Year / Qtr

Well Name: MW-3B

Classification of Groundwater: G-II

Groundwater Elevation (NGVD):

or (MSL): 47.03

Well Purged (Y/N): Y

Well Type:
( ) Background
( ) Detection
(X) Compliance
( ) Other

Storet Code	Parameter Monitored	Sampling Method	Field Filtered (Y/N)	Analysis Method	Analysis Date/Time	* Analysis Result/Units		Detection Limit/Units
34704	cis-1,3-Dichloropropene	BP	N	8260B	07/11/2012 03:58	<1.0 U	ug/L	1.0 ug/L
32105	Dibromochloromethane	BP	N	8260B	07/11/2012 03:58	<1.0 U	ug/L	1.0 ug/L
34475	Tetrachloroethene	BP	N	8260B	07/11/2012 03:58	<1.0 U	ug/L	1.0 ug/L
77128	Styrene	BP	N	8260B	07/11/2012 03:58	<1.0 U	ug/L	1.0 ug/L
77424	Iodomethane	BP	N	8260B	07/11/2012 03:58	<1.0 U	ug/L	1.0 ug/L
34423	Methylene Chloride	BP	N	8260B	07/11/2012 03:58	<2.0 U	ug/L	2.0 ug/L
000406	Field pH	BP	N	Field Sampling	07/05/2012 11:56	5.67	SU	-
00010	Field Temperature	BP	N	Field Sampling	07/05/2012 11:56	23.3	Degrees C	-
82078	Field Turbidity	BP	N	Field Sampling	07/05/2012 11:56	5.76	NTU	-
000094	Field Conductivity	BP	N	Field Sampling	07/05/2012 11:56	151	umhos/cm	-
000299	Field Dissolved Oxygen	BP	N	Field Sampling	07/05/2012 11:56	4.8	mg/L	-
082545	Groundwater Elevation	BP	N	Field Sampling	07/05/2012 11:56	47.03	ft/msl	-
00080	Color	BP	N	SM 2120B	07/06/2012 13:00	<5.0 U	PCU	5.0 PCU
70300	Total Dissolved Solids	BP	N	SM 2540C	07/09/2012 08:13	100	mg/L	10 mg/L

* Attach Laboratory Reports

PART III ANALYTICAL RESULTS

Facility GMS#:

Test Site ID #: 19879

Sample Date/Time: 07/05/2012 11:23AM

Report Period: 2012 / 3
Year / Qtr

Well Name: MW-FL1

Classification of Groundwater: G-II

Groundwater Elevation (NGVD):

or (MSL): 47.04

Well Purged (Y/N): Y

Well Type:
( ) Background
( ) Detection
(X) Compliance
( ) Other

Storet Code	Parameter Monitored	Sampling Method	Field Filtered (Y/N)	Analysis Method	Analysis Date/Time	* Analysis Result/Units	Detection Limit/Units
00940	Chloride	BP	N	300.0	07/06/2012 16:35	19 mg/L	3.0 mg/L
00620	Nitrate as N	BP	N	300.0	07/06/2012 16:35	0.91 mg/L	0.50 mg/L
000610	Ammonia as N	BP	N	350.1	07/09/2012 13:25	0.065 I V mg/L	0.10 mg/L
77651	1,2-Dibromoethane	BP	N	504.1	07/16/2012 20:58	<0.020 U ug/L	0.020 ug/L
38437	1,2-Dibromo-3-Chloropropane	BP	N	504.1	07/16/2012 20:58	<0.020 U ug/L	0.020 ug/L
001092	Zinc	BP	N	6010B	07/10/2012 16:20	5.2 I ug/L	20 ug/L
001087	Vanadium	BP	N	6010B	07/10/2012 16:20	1.1 I ug/L	10 ug/L
001105	Aluminum	BP	N	6010B	07/10/2012 16:20	460 ug/L	100 ug/L
001007	Barium	BP	N	6010B	07/10/2012 16:20	27 ug/L	10 ug/L
001055	Manganese	BP	N	6010B	07/10/2012 16:20	25 ug/L	10 ug/L
000929	Sodium	BP	N	6010B	07/10/2012 16:20	9.9 mg/L	1.0 mg/L
001037	Cobalt	BP	N	6010B	07/10/2012 16:20	<10 U ug/L	10 ug/L
001042	Copper	BP	N	6010B	07/10/2012 16:20	<15 U ug/L	15 ug/L
001027	Cadmium	BP	N	6010B	07/10/2012 16:20	<5.0 U ug/L	5.0 ug/L
001034	Chromium	BP	N	6010B	07/10/2012 16:20	1.7 I ug/L	10 ug/L
001147	Selenium	BP	N	6010B	07/10/2012 16:20	<15 U ug/L	15 ug/L
001077	Silver	BP	N	6010B	07/10/2012 16:20	<10 U ug/L	10 ug/L
001045	Iron	BP	N	6010B	07/10/2012 16:20	220 ug/L	100 ug/L
001051	Lead	BP	N	6010B	07/10/2012 16:20	<9.0 U ug/L	9.0 ug/L
001067	Nickel	BP	N	6010B	07/10/2012 16:20	1.8 I ug/L	40 ug/L
001002	Arsenic	BP	N	6020	07/12/2012 02:30	0.42 I ug/L	5.0 ug/L
001059	Thallium	BP	N	6020	07/12/2012 02:30	0.20 I ug/L	1.0 ug/L
001012	Beryllium	BP	N	6020	07/13/2012 02:03	<1.0 U ug/L	1.0 ug/L
001097	Antimony	BP	N	6020	07/12/2012 02:30	<2.0 U ug/L	2.0 ug/L
71900	Mercury	BP	N	7470A	07/10/2012 18:49	<0.20 U ug/L	0.20 ug/L
34571	1,4-Dichlorobenzene	BP	N	8260B	07/11/2012 04:19	<1.0 U ug/L	1.0 ug/L
81595	2-Butanone (MEK)	BP	N	8260B	07/11/2012 04:19	<6.0 U ug/L	6.0 ug/L
77057	Vinyl acetate	BP	N	8260B	07/11/2012 04:19	<3.0 U ug/L	3.0 ug/L
34488	Trichlorofluoromethane	BP	N	8260B	07/11/2012 04:19	<2.0 U ug/L	2.0 ug/L
39180	Trichloroethene	BP	N	8260B	07/11/2012 04:19	<1.0 U ug/L	1.0 ug/L
77103	2-Hexanone	BP	N	8260B	07/11/2012 04:19	<5.0 U ug/L	5.0 ug/L
39175	Vinyl chloride	BP	N	8260B	07/11/2012 04:19	<1.0 U ug/L	1.0 ug/L

* Attach Laboratory Reports

PART III ANALYTICAL RESULTS

Facility GMS#:

Test Site ID #: 19879

Sample Date/Time: 07/05/2012 11:23AM

Report Period: 2012 / 3
Year / Qtr

Well Name: MW-FL1

Classification of Groundwater: G-II

Groundwater Elevation (NGVD):

or (MSL): 47.04

Well Purged (Y/N): Y

Well Type:
( ) Background
( ) Detection
(X) Compliance
( ) Other

Storet Code	Parameter Monitored	Sampling Method	Field Filtered (Y/N)	Analysis Method	Analysis Date/Time	* Analysis Result/Units	Detection Limit/Units
34516	1,1,2,2-Tetrachloroethane	BP	N	8260B	07/11/2012 04:19	<1.0 U ug/L	1.0 ug/L
34511	1,1,2-Trichloroethane	BP	N	8260B	07/11/2012 04:19	<1.0 U ug/L	1.0 ug/L
34496	1,1-Dichloroethane	BP	N	8260B	07/11/2012 04:19	<1.0 U ug/L	1.0 ug/L
77596	Dibromomethane	BP	N	8260B	07/11/2012 04:19	<1.0 U ug/L	1.0 ug/L
77562	1,1,1,2-Tetrachloroethane	BP	N	8260B	07/11/2012 04:19	<1.0 U ug/L	1.0 ug/L
34506	1,1,1-Trichloroethane	BP	N	8260B	07/11/2012 04:19	<1.0 U ug/L	1.0 ug/L
81551	Xylenes (total)	BP	N	8260B	07/11/2012 04:19	<2.0 U ug/L	2.0 ug/L
34531	1,2-Dichloroethane	BP	N	8260B	07/11/2012 04:19	<1.0 U ug/L	1.0 ug/L
34541	1,2-Dichloropropane	BP	N	8260B	07/11/2012 04:19	<1.0 U ug/L	1.0 ug/L
34501	1,1-Dichloroethene	BP	N	8260B	07/11/2012 04:19	<1.0 U ug/L	1.0 ug/L
77443	1,2,3-Trichloropropane	BP	N	8260B	07/11/2012 04:19	<2.5 U ug/L	2.5 ug/L
34536	1,2-Dichlorobenzene	BP	N	8260B	07/11/2012 04:19	<1.0 U ug/L	1.0 ug/L
34301	Chlorobenzene	BP	N	8260B	07/11/2012 04:19	<1.0 U ug/L	1.0 ug/L
32102	Carbon tetrachloride	BP	N	8260B	07/11/2012 04:19	<1.0 U ug/L	1.0 ug/L
77041	Carbon disulfide	BP	N	8260B	07/11/2012 04:19	<2.0 U ug/L	2.0 ug/L
34418	Chloromethane	BP	N	8260B	07/11/2012 04:19	<2.0 U ug/L	2.0 ug/L
32106	Chloroform	BP	N	8260B	07/11/2012 04:19	<1.0 U ug/L	1.0 ug/L
34311	Chloroethane	BP	N	8260B	07/11/2012 04:19	<2.0 U ug/L	2.0 ug/L
34413	Bromomethane	BP	N	8260B	07/11/2012 04:19	<2.0 U ug/L	2.0 ug/L
78124	Benzene	BP	N	8260B	07/11/2012 04:19	<1.0 U ug/L	1.0 ug/L
34215	Acrylonitrile	BP	N	8260B	07/11/2012 04:19	<20 U ug/L	20 ug/L
81552	Acetone	BP	N	8260B	07/11/2012 04:19	<20 U ug/L	20 ug/L
32104	Bromoform	BP	N	8260B	07/11/2012 04:19	<1.0 U ug/L	1.0 ug/L
32101	Bromodichloromethane	BP	N	8260B	07/11/2012 04:19	<1.0 U ug/L	1.0 ug/L
73085	Bromochloromethane	BP	N	8260B	07/11/2012 04:19	<1.0 U ug/L	1.0 ug/L
77093	cis-1,2-Dichloroethene	BP	N	8260B	07/11/2012 04:19	<1.0 U ug/L	1.0 ug/L
34010	Toluene	BP	N	8260B	07/11/2012 04:19	<1.0 U ug/L	1.0 ug/L
34475	Tetrachloroethene	BP	N	8260B	07/11/2012 04:19	<1.0 U ug/L	1.0 ug/L
77128	Styrene	BP	N	8260B	07/11/2012 04:19	<1.0 U ug/L	1.0 ug/L
49263	trans-1,4-Dichloro-2-butene	BP	N	8260B	07/11/2012 04:19	<3.0 U ug/L	3.0 ug/L
34699	trans-1,3-Dichloropropene	BP	N	8260B	07/11/2012 04:19	<3.0 U ug/L	3.0 ug/L
34546	trans-1,2-Dichloroethene	BP	N	8260B	07/11/2012 04:19	<1.0 U ug/L	1.0 ug/L

* Attach Laboratory Reports

PART III ANALYTICAL RESULTS

Facility GMS#:

Test Site ID #: 19879

Sample Date/Time: 07/05/2012 11:23AM

Report Period: 2012 / 3
Year / Qtr

Well Name: MW-FL1

Classification of Groundwater: G-II

Groundwater Elevation (NGVD):

or (MSL): 47.04

Well Purged (Y/N): Y

Well Type:
( ) Background
( ) Detection
(X) Compliance
( ) Other

Storet Code	Parameter Monitored	Sampling Method	Field Filtered (Y/N)	Analysis Method	Analysis Date/Time	* Analysis Result/Units		Detection Limit/Units
34423	Methylene Chloride	BP	N	8260B	07/11/2012 04:19	<2.0 U	ug/L	2.0 ug/L
32105	Dibromochloromethane	BP	N	8260B	07/11/2012 04:19	<1.0 U	ug/L	1.0 ug/L
34704	cis-1,3-Dichloropropene	BP	N	8260B	07/11/2012 04:19	<1.0 U	ug/L	1.0 ug/L
77424	Iodomethane	BP	N	8260B	07/11/2012 04:19	<1.0 U	ug/L	1.0 ug/L
34371	Ethylbenzene	BP	N	8260B	07/11/2012 04:19	<1.0 U	ug/L	1.0 ug/L
81596	4-Methyl-2-pentanone (MIBK)	BP	N	8260B	07/11/2012 04:19	<5.0 U	ug/L	5.0 ug/L
00010	Field Temperature	BP	N	Field Sampling	07/05/2012 11:23	22.8	Degrees C	-
82078	Field Turbidity	BP	N	Field Sampling	07/05/2012 11:23	17.15	NTU	-
082545	Groundwater Elevation	BP	N	Field Sampling	07/05/2012 11:23	47.04	ft/msl	-
000094	Field Conductivity	BP	N	Field Sampling	07/05/2012 11:23	328	umhos/cm	-
000299	Field Dissolved Oxygen	BP	N	Field Sampling	07/05/2012 11:23	1.3	mg/L	-
000406	Field pH	BP	N	Field Sampling	07/05/2012 11:23	6.53	SU	-
00080	Color	BP	N	SM 2120B	07/06/2012 13:00	<5.0 U	PCU	5.0 PCU
70300	Total Dissolved Solids	BP	N	SM 2540C	07/09/2012 08:13	190	mg/L	10 mg/L

* Attach Laboratory Reports

PART III ANALYTICAL RESULTS

Facility GMS#:

Test Site ID #: 19347

Sample Date/Time: 07/05/2012 10:45AM

Report Period: 2012 / 3
Year / Qtr

Well Name: MW-7A

Classification of Groundwater: G-II

Groundwater Elevation (NGVD):

or (MSL): 62.72

Well Purged (Y/N): Y

Well Type:
(X) Background
( ) Detection
( ) Compliance
( ) Other

Storet Code	Parameter Monitored	Sampling Method	Field Filtered (Y/N)	Analysis Method	Analysis Date/Time	* Analysis Result/Units		Detection Limit/Units	
00620	Nitrate as N	BP	N	300.0	07/06/2012 18:26	13	mg/L	2.5	mg/L
00940	Chloride	BP	N	300.0	07/06/2012 16:51	11	mg/L	3.0	mg/L
000610	Ammonia as N	BP	N	350.1	07/09/2012 13:26	0.055 I V	mg/L	0.10	mg/L
77651	1,2-Dibromoethane	BP	N	504.1	07/16/2012 21:18	<0.020 U	ug/L	0.020	ug/L
38437	1,2-Dibromo-3-Chloropropane	BP	N	504.1	07/16/2012 21:18	<0.020 U	ug/L	0.020	ug/L
001051	Lead	BP	N	6010B	07/10/2012 16:22	<9.0 U	ug/L	9.0	ug/L
001045	Iron	BP	N	6010B	07/10/2012 16:22	95 I	ug/L	100	ug/L
001067	Nickel	BP	N	6010B	07/10/2012 16:22	1.7 I	ug/L	40	ug/L
001077	Silver	BP	N	6010B	07/10/2012 16:22	<10 U	ug/L	10	ug/L
001147	Selenium	BP	N	6010B	07/10/2012 16:22	<15 U	ug/L	15	ug/L
001007	Barium	BP	N	6010B	07/10/2012 16:22	14	ug/L	10	ug/L
001027	Cadmium	BP	N	6010B	07/10/2012 16:22	<5.0 U	ug/L	5.0	ug/L
001034	Chromium	BP	N	6010B	07/10/2012 16:22	1.4 I	ug/L	10	ug/L
001042	Copper	BP	N	6010B	07/10/2012 16:22	<15 U	ug/L	15	ug/L
001037	Cobalt	BP	N	6010B	07/10/2012 16:22	<10 U	ug/L	10	ug/L
000929	Sodium	BP	N	6010B	07/10/2012 16:22	5.9	mg/L	1.0	mg/L
001055	Manganese	BP	N	6010B	07/10/2012 16:22	2.9 I	ug/L	10	ug/L
001105	Aluminum	BP	N	6010B	07/18/2012 12:33	170	ug/L	100	ug/L
001087	Vanadium	BP	N	6010B	07/10/2012 16:22	<10 U	ug/L	10	ug/L
001092	Zinc	BP	N	6010B	07/10/2012 16:22	5.1 I	ug/L	20	ug/L
001059	Thallium	BP	N	6020	07/12/2012 02:32	0.077 I	ug/L	1.0	ug/L
001012	Beryllium	BP	N	6020	07/13/2012 02:11	<1.0 U	ug/L	1.0	ug/L
001097	Antimony	BP	N	6020	07/12/2012 02:32	<2.0 U	ug/L	2.0	ug/L
001002	Arsenic	BP	N	6020	07/12/2012 02:32	<5.0 U	ug/L	5.0	ug/L
71900	Mercury	BP	N	7470A	07/10/2012 18:52	<0.20 U	ug/L	0.20	ug/L
34010	Toluene	BP	N	8260B	07/11/2012 04:39	<1.0 U	ug/L	1.0	ug/L
34546	trans-1,2-Dichloroethene	BP	N	8260B	07/11/2012 04:39	<1.0 U	ug/L	1.0	ug/L
34699	trans-1,3-Dichloropropene	BP	N	8260B	07/11/2012 04:39	<3.0 U	ug/L	3.0	ug/L
34423	Methylene Chloride	BP	N	8260B	07/11/2012 04:39	<2.0 U	ug/L	2.0	ug/L
77128	Styrene	BP	N	8260B	07/11/2012 04:39	<1.0 U	ug/L	1.0	ug/L
34475	Tetrachloroethene	BP	N	8260B	07/11/2012 04:39	<1.0 U	ug/L	1.0	ug/L
39175	Vinyl chloride	BP	N	8260B	07/11/2012 04:39	<1.0 U	ug/L	1.0	ug/L

* Attach Laboratory Reports

PART III ANALYTICAL RESULTS

Facility GMS#:

Test Site ID #: 19347

Sample Date/Time: 07/05/2012 10:45AM

Report Period: 2012 / 3
Year / Qtr

Well Name: MW-7A

Classification of Groundwater: G-II

Groundwater Elevation (NGVD):

or (MSL): 62.72

Well Purged (Y/N): Y

Well Type:
(X) Background
( ) Detection
( ) Compliance
( ) Other

Storet Code	Parameter Monitored	Sampling Method	Field Filtered (Y/N)	Analysis Method	Analysis Date/Time	* Analysis Result/Units	Detection Limit/Units
81551	Xylenes (total)	BP	N	8260B	07/11/2012 04:39	<2.0 U ug/L	2.0 ug/L
34418	Chloromethane	BP	N	8260B	07/11/2012 04:39	<2.0 U ug/L	2.0 ug/L
77057	Vinyl acetate	BP	N	8260B	07/11/2012 04:39	<3.0 U ug/L	3.0 ug/L
49263	trans-1,4-Dichloro-2-butene	BP	N	8260B	07/11/2012 04:39	<3.0 U ug/L	3.0 ug/L
39180	Trichloroethene	BP	N	8260B	07/11/2012 04:39	<1.0 U ug/L	1.0 ug/L
34488	Trichlorofluoromethane	BP	N	8260B	07/11/2012 04:39	<2.0 U ug/L	2.0 ug/L
77424	Iodomethane	BP	N	8260B	07/11/2012 04:39	<1.0 U ug/L	1.0 ug/L
34571	1,4-Dichlorobenzene	BP	N	8260B	07/11/2012 04:39	<1.0 U ug/L	1.0 ug/L
81595	2-Butanone (MEK)	BP	N	8260B	07/11/2012 04:39	<6.0 U ug/L	6.0 ug/L
34531	1,2-Dichloroethane	BP	N	8260B	07/11/2012 04:39	<1.0 U ug/L	1.0 ug/L
34541	1,2-Dichloropropane	BP	N	8260B	07/11/2012 04:39	<1.0 U ug/L	1.0 ug/L
81596	4-Methyl-2-pentanone (MIBK)	BP	N	8260B	07/11/2012 04:39	<5.0 U ug/L	5.0 ug/L
81552	Acetone	BP	N	8260B	07/11/2012 04:39	<20 U ug/L	20 ug/L
77103	2-Hexanone	BP	N	8260B	07/11/2012 04:39	<5.0 U ug/L	5.0 ug/L
34516	1,1,2,2-Tetrachloroethane	BP	N	8260B	07/11/2012 04:39	<1.0 U ug/L	1.0 ug/L
34511	1,1,2-Trichloroethane	BP	N	8260B	07/11/2012 04:39	<1.0 U ug/L	1.0 ug/L
77562	1,1,1,2-Tetrachloroethane	BP	N	8260B	07/11/2012 04:39	<1.0 U ug/L	1.0 ug/L
34506	1,1,1-Trichloroethane	BP	N	8260B	07/11/2012 04:39	<1.0 U ug/L	1.0 ug/L
77443	1,2,3-Trichloropropane	BP	N	8260B	07/11/2012 04:39	<2.5 U ug/L	2.5 ug/L
34536	1,2-Dichlorobenzene	BP	N	8260B	07/11/2012 04:39	<1.0 U ug/L	1.0 ug/L
34496	1,1-Dichloroethane	BP	N	8260B	07/11/2012 04:39	<1.0 U ug/L	1.0 ug/L
34501	1,1-Dichloroethene	BP	N	8260B	07/11/2012 04:39	<1.0 U ug/L	1.0 ug/L
34215	Acrylonitrile	BP	N	8260B	07/11/2012 04:39	<20 U ug/L	20 ug/L
77093	cis-1,2-Dichloroethene	BP	N	8260B	07/11/2012 04:39	<1.0 U ug/L	1.0 ug/L
34704	cis-1,3-Dichloropropene	BP	N	8260B	07/11/2012 04:39	<1.0 U ug/L	1.0 ug/L
34311	Chloroethane	BP	N	8260B	07/11/2012 04:39	<2.0 U ug/L	2.0 ug/L
32106	Chloroform	BP	N	8260B	07/11/2012 04:39	<1.0 U ug/L	1.0 ug/L
77596	Dibromomethane	BP	N	8260B	07/11/2012 04:39	<1.0 U ug/L	1.0 ug/L
34371	Ethylbenzene	BP	N	8260B	07/11/2012 04:39	<1.0 U ug/L	1.0 ug/L
32105	Dibromochloromethane	BP	N	8260B	07/11/2012 04:39	<1.0 U ug/L	1.0 ug/L
32101	Bromodichloromethane	BP	N	8260B	07/11/2012 04:39	<1.0 U ug/L	1.0 ug/L
32104	Bromoform	BP	N	8260B	07/11/2012 04:39	<1.0 U ug/L	1.0 ug/L

* Attach Laboratory Reports

PART III ANALYTICAL RESULTS

Facility GMS#:

Test Site ID #: 19347

Sample Date/Time: 07/05/2012 10:45AM

Report Period: 2012 / 3
Year / Qtr

Well Name: MW-7A

Classification of Groundwater: G-II

Groundwater Elevation (NGVD):

or (MSL): 62.72

Well Purged (Y/N): Y

Well Type:
(X) Background
( ) Detection
( ) Compliance
( ) Other

Storet Code	Parameter Monitored	Sampling Method	Field Filtered (Y/N)	Analysis Method	Analysis Date/Time	* Analysis Result/Units		Detection Limit/Units
78124	Benzene	BP	N	8260B	07/11/2012 04:39	<1.0 U	ug/L	1.0 ug/L
73085	Bromochloromethane	BP	N	8260B	07/11/2012 04:39	<1.0 U	ug/L	1.0 ug/L
34413	Bromomethane	BP	N	8260B	07/11/2012 04:39	<2.0 U	ug/L	2.0 ug/L
32102	Carbon tetrachloride	BP	N	8260B	07/11/2012 04:39	<1.0 U	ug/L	1.0 ug/L
34301	Chlorobenzene	BP	N	8260B	07/11/2012 04:39	<1.0 U	ug/L	1.0 ug/L
77041	Carbon disulfide	BP	N	8260B	07/11/2012 04:39	2.1	ug/L	2.0 ug/L
00010	Field Temperature	BP	N	Field Sampling	07/05/2012 10:45	23.0	Degrees C	-
000406	Field pH	BP	N	Field Sampling	07/05/2012 10:45	7.15	SU	-
082545	Groundwater Elevation	BP	N	Field Sampling	07/05/2012 10:45	62.72	ft/msl	-
82078	Field Turbidity	BP	N	Field Sampling	07/05/2012 10:45	1.84	NTU	-
000094	Field Conductivity	BP	N	Field Sampling	07/05/2012 10:45	309	umhos/cm	-
000299	Field Dissolved Oxygen	BP	N	Field Sampling	07/05/2012 10:45	1.1	mg/L	-
00080	Color	BP	N	SM 2120B	07/06/2012 13:00	<5.0 U	PCU	5.0 PCU
70300	Total Dissolved Solids	BP	N	SM 2540C	07/09/2012 08:13	270	mg/L	10 mg/L

* Attach Laboratory Reports

PART III ANALYTICAL RESULTS

Facility GMS#:

Test Site ID #: 19348

Sample Date/Time: 07/05/2012 10:14AM

Report Period: 2012 / 3
Year / Qtr

Well Name: MW-7B

Classification of Groundwater: G-II

Groundwater Elevation (NGVD):

or (MSL): 48.77

Well Purged (Y/N): Y

Well Type:
( ) Background
( ) Detection
(X) Compliance
( ) Other

Storet Code	Parameter Monitored	Sampling Method	Field Filtered (Y/N)	Analysis Method	Analysis Date/Time	* Analysis Result/Units		Detection Limit/Units
00940	Chloride	BP	N	300.0	07/06/2012 17:07	4.4	mg/L	3.0 mg/L
00620	Nitrate as N	BP	N	300.0	07/06/2012 17:07	<0.50 U	mg/L	0.50 mg/L
000610	Ammonia as N	BP	N	350.1	07/09/2012 13:28	0.066 I V	mg/L	0.10 mg/L
77651	1,2-Dibromoethane	BP	N	504.1	07/16/2012 21:37	<0.020 U	ug/L	0.020 ug/L
38437	1,2-Dibromo-3-Chloropropane	BP	N	504.1	07/16/2012 21:37	<0.020 U	ug/L	0.020 ug/L
001045	Iron	BP	N	6010B	07/10/2012 16:25	200	ug/L	100 ug/L
001042	Copper	BP	N	6010B	07/10/2012 16:25	<15 U	ug/L	15 ug/L
001037	Cobalt	BP	N	6010B	07/10/2012 16:25	<10 U	ug/L	10 ug/L
001007	Barium	BP	N	6010B	07/10/2012 16:25	5.1 I	ug/L	10 ug/L
001105	Aluminum	BP	N	6010B	07/10/2012 16:25	430	ug/L	100 ug/L
001034	Chromium	BP	N	6010B	07/10/2012 16:25	1.1 I	ug/L	10 ug/L
001027	Cadmium	BP	N	6010B	07/10/2012 16:25	<5.0 U	ug/L	5.0 ug/L
001087	Vanadium	BP	N	6010B	07/10/2012 16:25	<10 U	ug/L	10 ug/L
000929	Sodium	BP	N	6010B	07/10/2012 16:25	6.2	mg/L	1.0 mg/L
001077	Silver	BP	N	6010B	07/10/2012 16:25	<10 U	ug/L	10 ug/L
001092	Zinc	BP	N	6010B	07/10/2012 16:25	6.8 I	ug/L	20 ug/L
001051	Lead	BP	N	6010B	07/10/2012 16:25	<9.0 U	ug/L	9.0 ug/L
001147	Selenium	BP	N	6010B	07/10/2012 16:25	<15 U	ug/L	15 ug/L
001055	Manganese	BP	N	6010B	07/10/2012 16:25	2.6 I	ug/L	10 ug/L
001067	Nickel	BP	N	6010B	07/10/2012 16:25	<40 U	ug/L	40 ug/L
001002	Arsenic	BP	N	6020	07/12/2012 02:35	1.0 I	ug/L	5.0 ug/L
001059	Thallium	BP	N	6020	07/12/2012 02:35	<1.0 U	ug/L	1.0 ug/L
001012	Beryllium	BP	N	6020	07/13/2012 02:14	<1.0 U	ug/L	1.0 ug/L
001097	Antimony	BP	N	6020	07/12/2012 02:35	<2.0 U	ug/L	2.0 ug/L
71900	Mercury	BP	N	7470A	07/10/2012 18:54	<0.20 U	ug/L	0.20 ug/L
34541	1,2-Dichloropropane	BP	N	8260B	07/11/2012 05:00	<1.0 U	ug/L	1.0 ug/L
34571	1,4-Dichlorobenzene	BP	N	8260B	07/11/2012 05:00	<1.0 U	ug/L	1.0 ug/L
81595	2-Butanone (MEK)	BP	N	8260B	07/11/2012 05:00	<6.0 U	ug/L	6.0 ug/L
39175	Vinyl chloride	BP	N	8260B	07/11/2012 05:00	<1.0 U	ug/L	1.0 ug/L
77057	Vinyl acetate	BP	N	8260B	07/11/2012 05:00	<3.0 U	ug/L	3.0 ug/L
34488	Trichlorofluoromethane	BP	N	8260B	07/11/2012 05:00	<2.0 U	ug/L	2.0 ug/L
81551	Xylenes (total)	BP	N	8260B	07/11/2012 05:00	<2.0 U	ug/L	2.0 ug/L

* Attach Laboratory Reports

PART III ANALYTICAL RESULTS

Facility GMS#:

Test Site ID #: 19348

Sample Date/Time: 07/05/2012 10:14AM

Report Period: 2012 / 3
Year / Qtr

Well Name: MW-7B

Classification of Groundwater: G-II

Groundwater Elevation (NGVD):

or (MSL): 48.77

Well Purged (Y/N): Y

Well Type:
( ) Background
( ) Detection
(X) Compliance
( ) Other

Storet Code	Parameter Monitored	Sampling Method	Field Filtered (Y/N)	Analysis Method	Analysis Date/Time	* Analysis Result/Units	Detection Limit/Units
77103	2-Hexanone	BP	N	8260B	07/11/2012 05:00	<5.0 U ug/L	5.0 ug/L
81596	4-Methyl-2-pentanone (MIBK)	BP	N	8260B	07/11/2012 05:00	<5.0 U ug/L	5.0 ug/L
34531	1,2-Dichloroethane	BP	N	8260B	07/11/2012 05:00	<1.0 U ug/L	1.0 ug/L
34516	1,1,2,2-Tetrachloroethane	BP	N	8260B	07/11/2012 05:00	<1.0 U ug/L	1.0 ug/L
34511	1,1,2-Trichloroethane	BP	N	8260B	07/11/2012 05:00	<1.0 U ug/L	1.0 ug/L
34506	1,1,1-Trichloroethane	BP	N	8260B	07/11/2012 05:00	<1.0 U ug/L	1.0 ug/L
34413	Bromomethane	BP	N	8260B	07/11/2012 05:00	<2.0 U ug/L	2.0 ug/L
77562	1,1,1,2-Tetrachloroethane	BP	N	8260B	07/11/2012 05:00	<1.0 U ug/L	1.0 ug/L
34536	1,2-Dichlorobenzene	BP	N	8260B	07/11/2012 05:00	<1.0 U ug/L	1.0 ug/L
77443	1,2,3-Trichloropropane	BP	N	8260B	07/11/2012 05:00	<2.5 U ug/L	2.5 ug/L
34496	1,1-Dichloroethane	BP	N	8260B	07/11/2012 05:00	<1.0 U ug/L	1.0 ug/L
34501	1,1-Dichloroethene	BP	N	8260B	07/11/2012 05:00	<1.0 U ug/L	1.0 ug/L
39180	Trichloroethene	BP	N	8260B	07/11/2012 05:00	<1.0 U ug/L	1.0 ug/L
34311	Chloroethane	BP	N	8260B	07/11/2012 05:00	<2.0 U ug/L	2.0 ug/L
34301	Chlorobenzene	BP	N	8260B	07/11/2012 05:00	<1.0 U ug/L	1.0 ug/L
32102	Carbon tetrachloride	BP	N	8260B	07/11/2012 05:00	<1.0 U ug/L	1.0 ug/L
77093	cis-1,2-Dichloroethene	BP	N	8260B	07/11/2012 05:00	<1.0 U ug/L	1.0 ug/L
34418	Chloromethane	BP	N	8260B	07/11/2012 05:00	<2.0 U ug/L	2.0 ug/L
32106	Chloroform	BP	N	8260B	07/11/2012 05:00	<1.0 U ug/L	1.0 ug/L
77041	Carbon disulfide	BP	N	8260B	07/11/2012 05:00	<2.0 U ug/L	2.0 ug/L
73085	Bromochloromethane	BP	N	8260B	07/11/2012 05:00	<1.0 U ug/L	1.0 ug/L
78124	Benzene	BP	N	8260B	07/11/2012 05:00	<1.0 U ug/L	1.0 ug/L
34215	Acrylonitrile	BP	N	8260B	07/11/2012 05:00	<20 U ug/L	20 ug/L
81552	Acetone	BP	N	8260B	07/11/2012 05:00	<20 U ug/L	20 ug/L
32104	Bromoform	BP	N	8260B	07/11/2012 05:00	<1.0 U ug/L	1.0 ug/L
32101	Bromodichloromethane	BP	N	8260B	07/11/2012 05:00	<1.0 U ug/L	1.0 ug/L
34704	cis-1,3-Dichloropropene	BP	N	8260B	07/11/2012 05:00	<1.0 U ug/L	1.0 ug/L
34010	Toluene	BP	N	8260B	07/11/2012 05:00	<1.0 U ug/L	1.0 ug/L
34475	Tetrachloroethene	BP	N	8260B	07/11/2012 05:00	<1.0 U ug/L	1.0 ug/L
49263	trans-1,4-Dichloro-2-butene	BP	N	8260B	07/11/2012 05:00	<3.0 U ug/L	3.0 ug/L
34699	trans-1,3-Dichloropropene	BP	N	8260B	07/11/2012 05:00	<3.0 U ug/L	3.0 ug/L
34546	trans-1,2-Dichloroethene	BP	N	8260B	07/11/2012 05:00	<1.0 U ug/L	1.0 ug/L

* Attach Laboratory Reports

PART III ANALYTICAL RESULTS

Facility GMS#:

Test Site ID #: 19348

Sample Date/Time: 07/05/2012 10:14AM

Report Period: 2012 / 3
Year / Qtr

Well Name: MW-7B

Classification of Groundwater: G-II

Groundwater Elevation (NGVD):

or (MSL): 48.77

Well Purged (Y/N): Y

Well Type:
( ) Background
( ) Detection
(X) Compliance
( ) Other

Storet Code	Parameter Monitored	Sampling Method	Field Filtered (Y/N)	Analysis Method	Analysis Date/Time	* Analysis Result/Units		Detection Limit/Units
77128	Styrene	BP	N	8260B	07/11/2012 05:00	<1.0 U	ug/L	1.0 ug/L
77596	Dibromomethane	BP	N	8260B	07/11/2012 05:00	<1.0 U	ug/L	1.0 ug/L
32105	Dibromochloromethane	BP	N	8260B	07/11/2012 05:00	<1.0 U	ug/L	1.0 ug/L
34423	Methylene Chloride	BP	N	8260B	07/11/2012 05:00	<2.0 U	ug/L	2.0 ug/L
77424	Iodomethane	BP	N	8260B	07/11/2012 05:00	<1.0 U	ug/L	1.0 ug/L
34371	Ethylbenzene	BP	N	8260B	07/11/2012 05:00	<1.0 U	ug/L	1.0 ug/L
00010	Field Temperature	BP	N	Field Sampling	07/05/2012 10:14	22.9	Degrees C	-
82078	Field Turbidity	BP	N	Field Sampling	07/05/2012 10:14	5.90	NTU	-
082545	Groundwater Elevation	BP	N	Field Sampling	07/05/2012 10:14	48.77	ft/msl	-
000094	Field Conductivity	BP	N	Field Sampling	07/05/2012 10:14	145	umhos/cm	-
000299	Field Dissolved Oxygen	BP	N	Field Sampling	07/05/2012 10:14	1.1	mg/L	-
000406	Field pH	BP	N	Field Sampling	07/05/2012 10:14	6.74	SU	-
00080	Color	BP	N	SM 2120B	07/06/2012 13:00	<5.0 U	PCU	5.0 PCU
70300	Total Dissolved Solids	BP	N	SM 2540C	07/09/2012 08:13	90	mg/L	10 mg/L

* Attach Laboratory Reports

PART III ANALYTICAL RESULTS

Facility GMS#:

Test Site ID #: 19335

Sample Date/Time: 07/05/2012 09:06AM

Report Period: 2012 / 3
Year / Qtr

Well Name: MW-1A

Classification of Groundwater: G-II

Groundwater Elevation (NGVD):

or (MSL): 62.10

Well Purged (Y/N): Y

Well Type:
(X) Background
( ) Detection
( ) Compliance
( ) Other

Storet Code	Parameter Monitored	Sampling Method	Field Filtered (Y/N)	Analysis Method	Analysis Date/Time	* Analysis Result/Units	Detection Limit/Units
00620	Nitrate as N	BP	N	300.0	07/07/2012 11:22	11 Q mg/L	2.5 mg/L
00940	Chloride	BP	N	300.0	07/06/2012 17:22	14 mg/L	3.0 mg/L
000610	Ammonia as N	BP	N	350.1	07/09/2012 13:29	0.063 I V mg/L	0.10 mg/L
77651	1,2-Dibromoethane	BP	N	504.1	07/16/2012 21:57	<0.020 U ug/L	0.020 ug/L
38437	1,2-Dibromo-3-Chloropropane	BP	N	504.1	07/16/2012 21:57	<0.020 U ug/L	0.020 ug/L
001051	Lead	BP	N	6010B	07/10/2012 16:28	<9.0 U ug/L	9.0 ug/L
001045	Iron	BP	N	6010B	07/10/2012 16:28	120 ug/L	100 ug/L
001067	Nickel	BP	N	6010B	07/10/2012 16:28	4.3 I ug/L	40 ug/L
001077	Silver	BP	N	6010B	07/10/2012 16:28	<10 U ug/L	10 ug/L
001147	Selenium	BP	N	6010B	07/10/2012 16:28	<15 U ug/L	15 ug/L
001027	Cadmium	BP	N	6010B	07/10/2012 16:28	<5.0 U ug/L	5.0 ug/L
001007	Barium	BP	N	6010B	07/10/2012 16:28	22 ug/L	10 ug/L
001034	Chromium	BP	N	6010B	07/10/2012 16:28	1.7 I ug/L	10 ug/L
001042	Copper	BP	N	6010B	07/10/2012 16:28	<15 U ug/L	15 ug/L
001037	Cobalt	BP	N	6010B	07/10/2012 16:28	1.3 I ug/L	10 ug/L
001105	Aluminum	BP	N	6010B	07/10/2012 16:28	300 ug/L	100 ug/L
001055	Manganese	BP	N	6010B	07/10/2012 16:28	1.1 I ug/L	10 ug/L
001092	Zinc	BP	N	6010B	07/10/2012 16:28	<20 U ug/L	20 ug/L
000929	Sodium	BP	N	6010B	07/10/2012 16:28	7.2 mg/L	1.0 mg/L
001087	Vanadium	BP	N	6010B	07/10/2012 16:28	<10 U ug/L	10 ug/L
001059	Thallium	BP	N	6020	07/12/2012 02:38	0.053 I ug/L	1.0 ug/L
001012	Beryllium	BP	N	6020	07/13/2012 02:17	<1.0 U ug/L	1.0 ug/L
001002	Arsenic	BP	N	6020	07/12/2012 02:38	<5.0 U ug/L	5.0 ug/L
001097	Antimony	BP	N	6020	07/12/2012 02:38	<2.0 U ug/L	2.0 ug/L
71900	Mercury	BP	N	7470A	07/10/2012 18:56	<0.20 U ug/L	0.20 ug/L
34010	Toluene	BP	N	8260B	07/11/2012 05:20	<1.0 U ug/L	1.0 ug/L
34546	trans-1,2-Dichloroethene	BP	N	8260B	07/11/2012 05:20	<1.0 U ug/L	1.0 ug/L
77128	Styrene	BP	N	8260B	07/11/2012 05:20	<1.0 U ug/L	1.0 ug/L
34371	Ethylbenzene	BP	N	8260B	07/11/2012 05:20	<1.0 U ug/L	1.0 ug/L
77424	Iodomethane	BP	N	8260B	07/11/2012 05:20	<1.0 U ug/L	1.0 ug/L
34423	Methylene Chloride	BP	N	8260B	07/11/2012 05:20	<2.0 U ug/L	2.0 ug/L
77057	Vinyl acetate	BP	N	8260B	07/11/2012 05:20	<3.0 U ug/L	3.0 ug/L

* Attach Laboratory Reports

PART III ANALYTICAL RESULTS

Facility GMS#:

Test Site ID #: 19335

Sample Date/Time: 07/05/2012 09:06AM

Report Period: 2012 / 3
Year / Qtr

Well Name: MW-1A

Classification of Groundwater: G-II

Groundwater Elevation (NGVD):

or (MSL): 62.10

Well Purged (Y/N): Y

Well Type:
(X) Background
( ) Detection
( ) Compliance
( ) Other

Storet Code	Parameter Monitored	Sampling Method	Field Filtered (Y/N)	Analysis Method	Analysis Date/Time	* Analysis Result/Units	Detection Limit/Units
39175	Vinyl chloride	BP	N	8260B	07/11/2012 05:20	<1.0 U ug/L	1.0 ug/L
81551	Xylenes (total)	BP	N	8260B	07/11/2012 05:20	<2.0 U ug/L	2.0 ug/L
34488	Trichlorofluoromethane	BP	N	8260B	07/11/2012 05:20	<2.0 U ug/L	2.0 ug/L
34699	trans-1,3-Dichloropropene	BP	N	8260B	07/11/2012 05:20	<3.0 U ug/L	3.0 ug/L
49263	trans-1,4-Dichloro-2-butene	BP	N	8260B	07/11/2012 05:20	<3.0 U ug/L	3.0 ug/L
39180	Trichloroethene	BP	N	8260B	07/11/2012 05:20	<1.0 U ug/L	1.0 ug/L
34541	1,2-Dichloropropane	BP	N	8260B	07/11/2012 05:20	<1.0 U ug/L	1.0 ug/L
34571	1,4-Dichlorobenzene	BP	N	8260B	07/11/2012 05:20	<1.0 U ug/L	1.0 ug/L
34531	1,2-Dichloroethane	BP	N	8260B	07/11/2012 05:20	<1.0 U ug/L	1.0 ug/L
81595	2-Butanone (MEK)	BP	N	8260B	07/11/2012 05:20	<6.0 U ug/L	6.0 ug/L
81596	4-Methyl-2-pentanone (MIBK)	BP	N	8260B	07/11/2012 05:20	<5.0 U ug/L	5.0 ug/L
81552	Acetone	BP	N	8260B	07/11/2012 05:20	<20 U ug/L	20 ug/L
77103	2-Hexanone	BP	N	8260B	07/11/2012 05:20	<5.0 U ug/L	5.0 ug/L
34506	1,1,1-Trichloroethane	BP	N	8260B	07/11/2012 05:20	<1.0 U ug/L	1.0 ug/L
34516	1,1,2,2-Tetrachloroethane	BP	N	8260B	07/11/2012 05:20	<1.0 U ug/L	1.0 ug/L
34475	Tetrachloroethene	BP	N	8260B	07/11/2012 05:20	<1.0 U ug/L	1.0 ug/L
77562	1,1,1,2-Tetrachloroethane	BP	N	8260B	07/11/2012 05:20	<1.0 U ug/L	1.0 ug/L
34511	1,1,2-Trichloroethane	BP	N	8260B	07/11/2012 05:20	<1.0 U ug/L	1.0 ug/L
77443	1,2,3-Trichloropropane	BP	N	8260B	07/11/2012 05:20	<2.5 U ug/L	2.5 ug/L
34536	1,2-Dichlorobenzene	BP	N	8260B	07/11/2012 05:20	<1.0 U ug/L	1.0 ug/L
34496	1,1-Dichloroethane	BP	N	8260B	07/11/2012 05:20	<1.0 U ug/L	1.0 ug/L
34501	1,1-Dichloroethene	BP	N	8260B	07/11/2012 05:20	<1.0 U ug/L	1.0 ug/L
34418	Chloromethane	BP	N	8260B	07/11/2012 05:20	<2.0 U ug/L	2.0 ug/L
77093	cis-1,2-Dichloroethene	BP	N	8260B	07/11/2012 05:20	<1.0 U ug/L	1.0 ug/L
34311	Chloroethane	BP	N	8260B	07/11/2012 05:20	<2.0 U ug/L	2.0 ug/L
32106	Chloroform	BP	N	8260B	07/11/2012 05:20	0.18 I ug/L	1.0 ug/L
77596	Dibromomethane	BP	N	8260B	07/11/2012 05:20	<1.0 U ug/L	1.0 ug/L
34704	cis-1,3-Dichloropropene	BP	N	8260B	07/11/2012 05:20	<1.0 U ug/L	1.0 ug/L
32105	Dibromochloromethane	BP	N	8260B	07/11/2012 05:20	<1.0 U ug/L	1.0 ug/L
34301	Chlorobenzene	BP	N	8260B	07/11/2012 05:20	<1.0 U ug/L	1.0 ug/L
73085	Bromochloromethane	BP	N	8260B	07/11/2012 05:20	<1.0 U ug/L	1.0 ug/L
32101	Bromodichloromethane	BP	N	8260B	07/11/2012 05:20	<1.0 U ug/L	1.0 ug/L

* Attach Laboratory Reports

PART III ANALYTICAL RESULTS

Facility GMS#:

Test Site ID #: 19335

Sample Date/Time: 07/05/2012 09:06AM

Report Period: 2012 / 3
Year / Qtr

Well Name: MW-1A

Classification of Groundwater: G-II

Groundwater Elevation (NGVD):

or (MSL): 62.10

Well Purged (Y/N): Y

Well Type:
(X) Background
( ) Detection
( ) Compliance
( ) Other

Storet Code	Parameter Monitored	Sampling Method	Field Filtered (Y/N)	Analysis Method	Analysis Date/Time	* Analysis Result/Units		Detection Limit/Units
34215	Acrylonitrile	BP	N	8260B	07/11/2012 05:20	<20 U	ug/L	20 ug/L
78124	Benzene	BP	N	8260B	07/11/2012 05:20	<1.0 U	ug/L	1.0 ug/L
34413	Bromomethane	BP	N	8260B	07/11/2012 05:20	<2.0 U	ug/L	2.0 ug/L
32102	Carbon tetrachloride	BP	N	8260B	07/11/2012 05:20	<1.0 U	ug/L	1.0 ug/L
77041	Carbon disulfide	BP	N	8260B	07/11/2012 05:20	<2.0 U	ug/L	2.0 ug/L
32104	Bromoform	BP	N	8260B	07/11/2012 05:20	<1.0 U	ug/L	1.0 ug/L
000406	Field pH	BP	N	Field Sampling	07/05/2012 09:06	7.08	SU	-
082545	Groundwater Elevation	BP	N	Field Sampling	07/05/2012 09:06	62.10	ft/msl	-
00010	Field Temperature	BP	N	Field Sampling	07/05/2012 09:06	22.8	Degrees C	-
82078	Field Turbidity	BP	N	Field Sampling	07/05/2012 09:06	1.03	NTU	-
000299	Field Dissolved Oxygen	BP	N	Field Sampling	07/05/2012 09:06	1.3	mg/L	-
000094	Field Conductivity	BP	N	Field Sampling	07/05/2012 09:06	381	umhos/cm	-
00080	Color	BP	N	SM 2120B	07/06/2012 13:00	<5.0 U	PCU	5.0 PCU
70300	Total Dissolved Solids	BP	N	SM 2540C	07/09/2012 08:13	310	mg/L	10 mg/L

* Attach Laboratory Reports

PART III ANALYTICAL RESULTS

Facility GMS#:

Test Site ID #: 19336

Sample Date/Time: 07/05/2012 09:39AM

Report Period: 2012 / 3
Year / Qtr

Well Name: MW-1B

Classification of Groundwater: G-II

Groundwater Elevation (NGVD):

or (MSL): 50.52

Well Purged (Y/N): Y

Well Type:
(X) Background
( ) Detection
( ) Compliance
( ) Other

Storet Code	Parameter Monitored	Sampling Method	Field Filtered (Y/N)	Analysis Method	Analysis Date/Time	* Analysis Result/Units	Detection Limit/Units
00620	Nitrate as N	BP	N	300.0	07/06/2012 17:38	<0.50 U mg/L	0.50 mg/L
00940	Chloride	BP	N	300.0	07/06/2012 17:38	6.8 mg/L	3.0 mg/L
000610	Ammonia as N	BP	N	350.1	07/09/2012 13:31	0.062 I V mg/L	0.10 mg/L
38437	1,2-Dibromo-3-Chloropropane	BP	N	504.1	07/16/2012 23:56	<0.020 U ug/L	0.020 ug/L
77651	1,2-Dibromoethane	BP	N	504.1	07/16/2012 23:56	<0.020 U ug/L	0.020 ug/L
001067	Nickel	BP	N	6010B	07/10/2012 16:30	<40 U ug/L	40 ug/L
001051	Lead	BP	N	6010B	07/10/2012 16:30	<9.0 U ug/L	9.0 ug/L
001147	Selenium	BP	N	6010B	07/10/2012 16:30	<15 U ug/L	15 ug/L
001077	Silver	BP	N	6010B	07/10/2012 16:30	<10 U ug/L	10 ug/L
000929	Sodium	BP	N	6010B	07/10/2012 16:30	4.7 mg/L	1.0 mg/L
001045	Iron	BP	N	6010B	07/10/2012 16:30	<100 U ug/L	100 ug/L
001027	Cadmium	BP	N	6010B	07/10/2012 16:30	<5.0 U ug/L	5.0 ug/L
001007	Barium	BP	N	6010B	07/10/2012 16:30	8.1 I ug/L	10 ug/L
001034	Chromium	BP	N	6010B	07/10/2012 16:30	<10 U ug/L	10 ug/L
001042	Copper	BP	N	6010B	07/10/2012 16:30	<15 U ug/L	15 ug/L
001037	Cobalt	BP	N	6010B	07/10/2012 16:30	<10 U ug/L	10 ug/L
001055	Manganese	BP	N	6010B	07/10/2012 16:30	0.96 I ug/L	10 ug/L
001105	Aluminum	BP	N	6010B	07/10/2012 16:30	<100 U ug/L	100 ug/L
001087	Vanadium	BP	N	6010B	07/10/2012 16:30	<10 U ug/L	10 ug/L
001092	Zinc	BP	N	6010B	07/10/2012 16:30	6.6 I ug/L	20 ug/L
001059	Thallium	BP	N	6020	07/12/2012 02:41	<1.0 U ug/L	1.0 ug/L
001012	Beryllium	BP	N	6020	07/13/2012 02:20	<1.0 U ug/L	1.0 ug/L
001097	Antimony	BP	N	6020	07/12/2012 02:41	<2.0 U ug/L	2.0 ug/L
001002	Arsenic	BP	N	6020	07/12/2012 02:41	2.9 I ug/L	5.0 ug/L
71900	Mercury	BP	N	7470A	07/10/2012 19:03	<0.20 U ug/L	0.20 ug/L
34546	trans-1,2-Dichloroethene	BP	N	8260B	07/11/2012 05:41	<1.0 U ug/L	1.0 ug/L
34699	trans-1,3-Dichloropropene	BP	N	8260B	07/11/2012 05:41	<3.0 U ug/L	3.0 ug/L
49263	trans-1,4-Dichloro-2-butene	BP	N	8260B	07/11/2012 05:41	<3.0 U ug/L	3.0 ug/L
34010	Toluene	BP	N	8260B	07/11/2012 05:41	<1.0 U ug/L	1.0 ug/L
34475	Tetrachloroethene	BP	N	8260B	07/11/2012 05:41	<1.0 U ug/L	1.0 ug/L
77128	Styrene	BP	N	8260B	07/11/2012 05:41	<1.0 U ug/L	1.0 ug/L
81551	Xylenes (total)	BP	N	8260B	07/11/2012 05:41	<2.0 U ug/L	2.0 ug/L

* Attach Laboratory Reports

PART III ANALYTICAL RESULTS

Facility GMS#:

Test Site ID #: 19336

Sample Date/Time: 07/05/2012 09:39AM

Report Period: 2012 / 3
Year / Qtr

Well Name: MW-1B

Classification of Groundwater: G-II

Groundwater Elevation (NGVD):

or (MSL): 50.52

Well Purged (Y/N): Y

Well Type:
(X) Background
( ) Detection
( ) Compliance
( ) Other

Storet Code	Parameter Monitored	Sampling Method	Field Filtered (Y/N)	Analysis Method	Analysis Date/Time	* Analysis Result/Units	Detection Limit/Units
34506	1,1,1-Trichloroethane	BP	N	8260B	07/11/2012 05:41	<1.0 U ug/L	1.0 ug/L
77562	1,1,1,2-Tetrachloroethane	BP	N	8260B	07/11/2012 05:41	<1.0 U ug/L	1.0 ug/L
39175	Vinyl chloride	BP	N	8260B	07/11/2012 05:41	<1.0 U ug/L	1.0 ug/L
39180	Trichloroethene	BP	N	8260B	07/11/2012 05:41	<1.0 U ug/L	1.0 ug/L
34488	Trichlorofluoromethane	BP	N	8260B	07/11/2012 05:41	<2.0 U ug/L	2.0 ug/L
77057	Vinyl acetate	BP	N	8260B	07/11/2012 05:41	<3.0 U ug/L	3.0 ug/L
34423	Methylene Chloride	BP	N	8260B	07/11/2012 05:41	<2.0 U ug/L	2.0 ug/L
77103	2-Hexanone	BP	N	8260B	07/11/2012 05:41	<5.0 U ug/L	5.0 ug/L
34571	1,4-Dichlorobenzene	BP	N	8260B	07/11/2012 05:41	<1.0 U ug/L	1.0 ug/L
81595	2-Butanone (MEK)	BP	N	8260B	07/11/2012 05:41	<6.0 U ug/L	6.0 ug/L
34215	Acrylonitrile	BP	N	8260B	07/11/2012 05:41	<20 U ug/L	20 ug/L
78124	Benzene	BP	N	8260B	07/11/2012 05:41	<1.0 U ug/L	1.0 ug/L
81596	4-Methyl-2-pentanone (MIBK)	BP	N	8260B	07/11/2012 05:41	<5.0 U ug/L	5.0 ug/L
81552	Acetone	BP	N	8260B	07/11/2012 05:41	<20 U ug/L	20 ug/L
34541	1,2-Dichloropropane	BP	N	8260B	07/11/2012 05:41	<1.0 U ug/L	1.0 ug/L
34496	1,1-Dichloroethane	BP	N	8260B	07/11/2012 05:41	<1.0 U ug/L	1.0 ug/L
34501	1,1-Dichloroethene	BP	N	8260B	07/11/2012 05:41	<1.0 U ug/L	1.0 ug/L
34516	1,1,2,2-Tetrachloroethane	BP	N	8260B	07/11/2012 05:41	<1.0 U ug/L	1.0 ug/L
34511	1,1,2-Trichloroethane	BP	N	8260B	07/11/2012 05:41	<1.0 U ug/L	1.0 ug/L
34531	1,2-Dichloroethane	BP	N	8260B	07/11/2012 05:41	<1.0 U ug/L	1.0 ug/L
77443	1,2,3-Trichloropropane	BP	N	8260B	07/11/2012 05:41	<2.5 U ug/L	2.5 ug/L
34536	1,2-Dichlorobenzene	BP	N	8260B	07/11/2012 05:41	<1.0 U ug/L	1.0 ug/L
77093	cis-1,2-Dichloroethene	BP	N	8260B	07/11/2012 05:41	<1.0 U ug/L	1.0 ug/L
34704	cis-1,3-Dichloropropene	BP	N	8260B	07/11/2012 05:41	<1.0 U ug/L	1.0 ug/L
32106	Chloroform	BP	N	8260B	07/11/2012 05:41	<1.0 U ug/L	1.0 ug/L
34418	Chloromethane	BP	N	8260B	07/11/2012 05:41	<2.0 U ug/L	2.0 ug/L
77596	Dibromomethane	BP	N	8260B	07/11/2012 05:41	<1.0 U ug/L	1.0 ug/L
34371	Ethylbenzene	BP	N	8260B	07/11/2012 05:41	<1.0 U ug/L	1.0 ug/L
32105	Dibromochloromethane	BP	N	8260B	07/11/2012 05:41	<1.0 U ug/L	1.0 ug/L
77424	Iodomethane	BP	N	8260B	07/11/2012 05:41	<1.0 U ug/L	1.0 ug/L
32104	Bromoform	BP	N	8260B	07/11/2012 05:41	<1.0 U ug/L	1.0 ug/L
34413	Bromomethane	BP	N	8260B	07/11/2012 05:41	<2.0 U ug/L	2.0 ug/L

* Attach Laboratory Reports

PART III ANALYTICAL RESULTS

Facility GMS#:

Test Site ID #: 19336

Sample Date/Time: 07/05/2012 09:39AM

Report Period: 2012 / 3
Year / Qtr

Well Name: MW-1B

Classification of Groundwater: G-II

Groundwater Elevation (NGVD):

or (MSL): 50.52

Well Purged (Y/N): Y

Well Type:
(X) Background
( ) Detection
( ) Compliance
( ) Other

Storet Code	Parameter Monitored	Sampling Method	Field Filtered (Y/N)	Analysis Method	Analysis Date/Time	* Analysis Result/Units		Detection Limit/Units
73085	Bromochloromethane	BP	N	8260B	07/11/2012 05:41	<1.0 U	ug/L	1.0 ug/L
32101	Bromodichloromethane	BP	N	8260B	07/11/2012 05:41	<1.0 U	ug/L	1.0 ug/L
34301	Chlorobenzene	BP	N	8260B	07/11/2012 05:41	<1.0 U	ug/L	1.0 ug/L
34311	Chloroethane	BP	N	8260B	07/11/2012 05:41	<2.0 U	ug/L	2.0 ug/L
77041	Carbon disulfide	BP	N	8260B	07/11/2012 05:41	<2.0 U	ug/L	2.0 ug/L
32102	Carbon tetrachloride	BP	N	8260B	07/11/2012 05:41	<1.0 U	ug/L	1.0 ug/L
082545	Groundwater Elevation	BP	N	Field Sampling	07/05/2012 09:39	50.52	ft/msl	-
000406	Field pH	BP	N	Field Sampling	07/05/2012 09:39	7.56	SU	-
000299	Field Dissolved Oxygen	BP	N	Field Sampling	07/05/2012 09:39	0.2	mg/L	-
000094	Field Conductivity	BP	N	Field Sampling	07/05/2012 09:39	172	umhos/cm	-
82078	Field Turbidity	BP	N	Field Sampling	07/05/2012 09:39	2.47	NTU	-
00010	Field Temperature	BP	N	Field Sampling	07/05/2012 09:39	23.0	Degrees C	-
00080	Color	BP	N	SM 2120B	07/06/2012 13:00	<5.0 U	PCU	5.0 PCU
70300	Total Dissolved Solids	BP	N	SM 2540C	07/09/2012 08:13	100	mg/L	10 mg/L

* Attach Laboratory Reports

PART III ANALYTICAL RESULTS

Facility GMS#:

Test Site ID #: 19881

Sample Date/Time: 07/05/2012 08:27AM

Report Period: 2012 / 3
Year / Qtr

Well Name: MW-FL3

Classification of Groundwater: G-II

Groundwater Elevation (NGVD):

or (MSL): 46.80

Well Purged (Y/N): Y

Well Type:
( ) Background
( ) Detection
(X) Compliance
( ) Other

Storet Code	Parameter Monitored	Sampling Method	Field Filtered (Y/N)	Analysis Method	Analysis Date/Time	* Analysis Result/Units	Detection Limit/Units
00620	Nitrate as N	BP	N	300.0	07/06/2012 17:54	<0.50 U mg/L	0.50 mg/L
00940	Chloride	BP	N	300.0	07/06/2012 17:54	9.5 mg/L	3.0 mg/L
000610	Ammonia as N	BP	N	350.1	07/09/2012 13:32	0.068 I V mg/L	0.10 mg/L
38437	1,2-Dibromo-3-Chloropropane	BP	N	504.1	07/17/2012 00:15	<0.020 U ug/L	0.020 ug/L
77651	1,2-Dibromoethane	BP	N	504.1	07/17/2012 00:15	<0.020 U ug/L	0.020 ug/L
001051	Lead	BP	N	6010B	07/10/2012 16:33	<9.0 U ug/L	9.0 ug/L
001045	Iron	BP	N	6010B	07/10/2012 16:33	160 ug/L	100 ug/L
001147	Selenium	BP	N	6010B	07/10/2012 16:33	<15 U ug/L	15 ug/L
001067	Nickel	BP	N	6010B	07/10/2012 16:33	<40 U ug/L	40 ug/L
001042	Copper	BP	N	6010B	07/10/2012 16:33	<15 U ug/L	15 ug/L
001027	Cadmium	BP	N	6010B	07/10/2012 16:33	<5.0 U ug/L	5.0 ug/L
001007	Barium	BP	N	6010B	07/10/2012 16:33	25 ug/L	10 ug/L
001037	Cobalt	BP	N	6010B	07/10/2012 16:33	<10 U ug/L	10 ug/L
001034	Chromium	BP	N	6010B	07/10/2012 16:33	0.95 I ug/L	10 ug/L
001077	Silver	BP	N	6010B	07/10/2012 16:33	<10 U ug/L	10 ug/L
001105	Aluminum	BP	N	6010B	07/10/2012 16:33	280 ug/L	100 ug/L
001055	Manganese	BP	N	6010B	07/10/2012 16:33	32 ug/L	10 ug/L
001092	Zinc	BP	N	6010B	07/10/2012 16:33	7.6 I ug/L	20 ug/L
000929	Sodium	BP	N	6010B	07/10/2012 16:33	5.0 mg/L	1.0 mg/L
001087	Vanadium	BP	N	6010B	07/10/2012 16:33	<10 U ug/L	10 ug/L
001059	Thallium	BP	N	6020	07/12/2012 02:44	0.060 I ug/L	1.0 ug/L
001012	Beryllium	BP	N	6020	07/13/2012 02:23	<1.0 U ug/L	1.0 ug/L
001002	Arsenic	BP	N	6020	07/12/2012 02:44	0.61 I ug/L	5.0 ug/L
001097	Antimony	BP	N	6020	07/12/2012 02:44	<2.0 U ug/L	2.0 ug/L
71900	Mercury	BP	N	7470A	07/10/2012 19:06	<0.20 U ug/L	0.20 ug/L
34546	trans-1,2-Dichloroethene	BP	N	8260B	07/11/2012 06:02	<1.0 U ug/L	1.0 ug/L
34010	Toluene	BP	N	8260B	07/11/2012 06:02	<1.0 U ug/L	1.0 ug/L
34423	Methylene Chloride	BP	N	8260B	07/11/2012 06:02	<2.0 U ug/L	2.0 ug/L
77128	Styrene	BP	N	8260B	07/11/2012 06:02	<1.0 U ug/L	1.0 ug/L
34475	Tetrachloroethene	BP	N	8260B	07/11/2012 06:02	<1.0 U ug/L	1.0 ug/L
77057	Vinyl acetate	BP	N	8260B	07/11/2012 06:02	<3.0 U ug/L	3.0 ug/L
39175	Vinyl chloride	BP	N	8260B	07/11/2012 06:02	<1.0 U ug/L	1.0 ug/L

* Attach Laboratory Reports

PART III ANALYTICAL RESULTS

Facility GMS#:

Test Site ID #: 19881

Sample Date/Time: 07/05/2012 08:27AM

Report Period: 2012 / 3
Year / Qtr

Well Name: MW-FL3

Classification of Groundwater: G-II

Groundwater Elevation (NGVD):

or (MSL): 46.80

Well Purged (Y/N): Y

Well Type:
( ) Background
( ) Detection
(X) Compliance
( ) Other

Storet Code	Parameter Monitored	Sampling Method	Field Filtered (Y/N)	Analysis Method	Analysis Date/Time	* Analysis Result/Units	Detection Limit/Units
81551	Xylenes (total)	BP	N	8260B	07/11/2012 06:02	<2.0 U ug/L	2.0 ug/L
34488	Trichlorofluoromethane	BP	N	8260B	07/11/2012 06:02	<2.0 U ug/L	2.0 ug/L
34699	trans-1,3-Dichloropropene	BP	N	8260B	07/11/2012 06:02	<3.0 U ug/L	3.0 ug/L
49263	trans-1,4-Dichloro-2-butene	BP	N	8260B	07/11/2012 06:02	<3.0 U ug/L	3.0 ug/L
39180	Trichloroethene	BP	N	8260B	07/11/2012 06:02	<1.0 U ug/L	1.0 ug/L
77424	Iodomethane	BP	N	8260B	07/11/2012 06:02	<1.0 U ug/L	1.0 ug/L
34571	1,4-Dichlorobenzene	BP	N	8260B	07/11/2012 06:02	<1.0 U ug/L	1.0 ug/L
81595	2-Butanone (MEK)	BP	N	8260B	07/11/2012 06:02	<6.0 U ug/L	6.0 ug/L
34531	1,2-Dichloroethane	BP	N	8260B	07/11/2012 06:02	<1.0 U ug/L	1.0 ug/L
34541	1,2-Dichloropropane	BP	N	8260B	07/11/2012 06:02	<1.0 U ug/L	1.0 ug/L
81596	4-Methyl-2-pentanone (MIBK)	BP	N	8260B	07/11/2012 06:02	<5.0 U ug/L	5.0 ug/L
81552	Acetone	BP	N	8260B	07/11/2012 06:02	<20 U ug/L	20 ug/L
77103	2-Hexanone	BP	N	8260B	07/11/2012 06:02	<5.0 U ug/L	5.0 ug/L
34516	1,1,2,2-Tetrachloroethane	BP	N	8260B	07/11/2012 06:02	<1.0 U ug/L	1.0 ug/L
34511	1,1,2-Trichloroethane	BP	N	8260B	07/11/2012 06:02	<1.0 U ug/L	1.0 ug/L
77562	1,1,1,2-Tetrachloroethane	BP	N	8260B	07/11/2012 06:02	<1.0 U ug/L	1.0 ug/L
34506	1,1,1-Trichloroethane	BP	N	8260B	07/11/2012 06:02	<1.0 U ug/L	1.0 ug/L
77443	1,2,3-Trichloropropane	BP	N	8260B	07/11/2012 06:02	<2.5 U ug/L	2.5 ug/L
34536	1,2-Dichlorobenzene	BP	N	8260B	07/11/2012 06:02	<1.0 U ug/L	1.0 ug/L
34496	1,1-Dichloroethane	BP	N	8260B	07/11/2012 06:02	<1.0 U ug/L	1.0 ug/L
34501	1,1-Dichloroethene	BP	N	8260B	07/11/2012 06:02	<1.0 U ug/L	1.0 ug/L
34215	Acrylonitrile	BP	N	8260B	07/11/2012 06:02	<20 U ug/L	20 ug/L
77093	cis-1,2-Dichloroethene	BP	N	8260B	07/11/2012 06:02	<1.0 U ug/L	1.0 ug/L
34704	cis-1,3-Dichloropropene	BP	N	8260B	07/11/2012 06:02	<1.0 U ug/L	1.0 ug/L
32106	Chloroform	BP	N	8260B	07/11/2012 06:02	<1.0 U ug/L	1.0 ug/L
34418	Chloromethane	BP	N	8260B	07/11/2012 06:02	<2.0 U ug/L	2.0 ug/L
77596	Dibromomethane	BP	N	8260B	07/11/2012 06:02	<1.0 U ug/L	1.0 ug/L
34371	Ethylbenzene	BP	N	8260B	07/11/2012 06:02	<1.0 U ug/L	1.0 ug/L
32105	Dibromochloromethane	BP	N	8260B	07/11/2012 06:02	<1.0 U ug/L	1.0 ug/L
34311	Chloroethane	BP	N	8260B	07/11/2012 06:02	<2.0 U ug/L	2.0 ug/L
32101	Bromodichloromethane	BP	N	8260B	07/11/2012 06:02	<1.0 U ug/L	1.0 ug/L
32104	Bromoform	BP	N	8260B	07/11/2012 06:02	<1.0 U ug/L	1.0 ug/L

* Attach Laboratory Reports

PART III ANALYTICAL RESULTS

Facility GMS#:

Test Site ID #: 19881

Sample Date/Time: 07/05/2012 08:27AM

Report Period: 2012 / 3
Year / Qtr

Well Name: MW-FL3

Classification of Groundwater: G-II

Groundwater Elevation (NGVD):

or (MSL): 46.80

Well Purged (Y/N): Y

Well Type:
( ) Background
( ) Detection
(X) Compliance
( ) Other

Storet Code	Parameter Monitored	Sampling Method	Field Filtered (Y/N)	Analysis Method	Analysis Date/Time	* Analysis Result/Units		Detection Limit/Units
78124	Benzene	BP	N	8260B	07/11/2012 06:02	<1.0 U	ug/L	1.0 ug/L
73085	Bromochloromethane	BP	N	8260B	07/11/2012 06:02	<1.0 U	ug/L	1.0 ug/L
32102	Carbon tetrachloride	BP	N	8260B	07/11/2012 06:02	<1.0 U	ug/L	1.0 ug/L
34301	Chlorobenzene	BP	N	8260B	07/11/2012 06:02	<1.0 U	ug/L	1.0 ug/L
34413	Bromomethane	BP	N	8260B	07/11/2012 06:02	<2.0 U	ug/L	2.0 ug/L
77041	Carbon disulfide	BP	N	8260B	07/11/2012 06:02	<2.0 U	ug/L	2.0 ug/L
00010	Field Temperature	BP	N	Field Sampling	07/05/2012 09:27	22.8	Degrees C	-
000406	Field pH	BP	N	Field Sampling	07/05/2012 09:27	7.07	SU	-
082545	Groundwater Elevation	BP	N	Field Sampling	07/05/2012 09:27	46.80	ft/msl	-
82078	Field Turbidity	BP	N	Field Sampling	07/05/2012 09:27	5.37	NTU	-
000094	Field Conductivity	BP	N	Field Sampling	07/05/2012 09:27	248	umhos/cm	-
000299	Field Dissolved Oxygen	BP	N	Field Sampling	07/05/2012 09:27	0.0	mg/L	-
00080	Color	BP	N	SM 2120B	07/06/2012 13:00	<5.0 U	PCU	5.0 PCU
70300	Total Dissolved Solids	BP	N	SM 2540C	07/09/2012 08:13	190	mg/L	10 mg/L

* Attach Laboratory Reports

PART III ANALYTICAL RESULTS

Facility GMS#: _____

Test Site ID #: _____

Sample Date/Time: 07/05/2012 08:27AM

Report Period: 2012 / 3
Year / Qtr

Well Name: TRIP BLANK

Classification of Groundwater: G-II

Groundwater Elevation (NGVD): _____

or (MSL): _____

Well Purged (Y/N): N

Well Type:
( ) Background
( ) Detection
( ) Compliance
(X) Other

Storet Code	Parameter Monitored	Sampling Method	Field Filtered (Y/N)	Analysis Method	Analysis Date/Time	* Analysis Result/Units	Detection Limit/Units
34511	1,1,2-Trichloroethane	Z	N	8260B	07/12/2012 21:00	<1.0 U ug/L	1.0 ug/L
34496	1,1-Dichloroethane	Z	N	8260B	07/12/2012 21:00	<1.0 U ug/L	1.0 ug/L
34501	1,1-Dichloroethene	Z	N	8260B	07/12/2012 21:00	<1.0 U ug/L	1.0 ug/L
77562	1,1,1,2-Tetrachloroethane	Z	N	8260B	07/12/2012 21:00	<1.0 U ug/L	1.0 ug/L
34506	1,1,1-Trichloroethane	Z	N	8260B	07/12/2012 21:00	<1.0 U ug/L	1.0 ug/L
34516	1,1,2,2-Tetrachloroethane	Z	N	8260B	07/12/2012 21:00	<1.0 U ug/L	1.0 ug/L
34371	Ethylbenzene	Z	N	8260B	07/12/2012 21:00	<1.0 U ug/L	1.0 ug/L
77596	Dibromomethane	Z	N	8260B	07/12/2012 21:00	<1.0 U ug/L	1.0 ug/L
77424	Iodomethane	Z	N	8260B	07/12/2012 21:00	<1.0 U ug/L	1.0 ug/L
77128	Styrene	Z	N	8260B	07/12/2012 21:00	<1.0 U ug/L	1.0 ug/L
34423	Methylene Chloride	Z	N	8260B	07/12/2012 21:00	0.47 I V ug/L	2.0 ug/L
77093	cis-1,2-Dichloroethene	Z	N	8260B	07/12/2012 21:00	<1.0 U ug/L	1.0 ug/L
34418	Chloromethane	Z	N	8260B	07/12/2012 21:00	<2.0 U ug/L	2.0 ug/L
34704	cis-1,3-Dichloropropene	Z	N	8260B	07/12/2012 21:00	<1.0 U ug/L	1.0 ug/L
32105	Dibromochloromethane	Z	N	8260B	07/12/2012 21:00	<1.0 U ug/L	1.0 ug/L
34475	Tetrachloroethene	Z	N	8260B	07/12/2012 21:00	<1.0 U ug/L	1.0 ug/L
34488	Trichlorofluoromethane	Z	N	8260B	07/12/2012 21:00	<2.0 U ug/L	2.0 ug/L
39180	Trichloroethene	Z	N	8260B	07/12/2012 21:00	<1.0 U ug/L	1.0 ug/L
77057	Vinyl acetate	Z	N	8260B	07/12/2012 21:00	<3.0 U ug/L	3.0 ug/L
81551	Xylenes (total)	Z	N	8260B	07/12/2012 21:00	<2.0 U ug/L	2.0 ug/L
39175	Vinyl chloride	Z	N	8260B	07/12/2012 21:00	<1.0 U ug/L	1.0 ug/L
34010	Toluene	Z	N	8260B	07/12/2012 21:00	<1.0 U ug/L	1.0 ug/L
34546	trans-1,2-Dichloroethene	Z	N	8260B	07/12/2012 21:00	<1.0 U ug/L	1.0 ug/L
49263	trans-1,4-Dichloro-2-butene	Z	N	8260B	07/12/2012 21:00	<3.0 U ug/L	3.0 ug/L
34699	trans-1,3-Dichloropropene	Z	N	8260B	07/12/2012 21:00	<3.0 U ug/L	3.0 ug/L
32106	Chloroform	Z	N	8260B	07/12/2012 21:00	<1.0 U ug/L	1.0 ug/L
81595	2-Butanone (MEK)	Z	N	8260B	07/12/2012 21:00	<6.0 U ug/L	6.0 ug/L
34571	1,4-Dichlorobenzene	Z	N	8260B	07/12/2012 21:00	<1.0 U ug/L	1.0 ug/L
77103	2-Hexanone	Z	N	8260B	07/12/2012 21:00	<5.0 U ug/L	5.0 ug/L
81596	4-Methyl-2-pentanone (MIBK)	Z	N	8260B	07/12/2012 21:00	<5.0 U ug/L	5.0 ug/L
34536	1,2-Dichlorobenzene	Z	N	8260B	07/12/2012 21:00	<1.0 U ug/L	1.0 ug/L
77443	1,2,3-Trichloropropane	Z	N	8260B	07/12/2012 21:00	<2.5 U ug/L	2.5 ug/L

* Attach Laboratory Reports

PART III ANALYTICAL RESULTS

Facility GMS#: _____

Test Site ID #: _____

Sample Date/Time: 07/05/2012 08:27AM

Report Period: 2012 / 3
Year / Qtr

Well Name: TRIP BLANK

Classification of Groundwater: G-II

Groundwater Elevation (NGVD): _____

or (MSL): _____

Well Purged (Y/N): N

Well Type:
( ) Background
( ) Detection
( ) Compliance
(X) Other

Storet Code	Parameter Monitored	Sampling Method	Field Filtered (Y/N)	Analysis Method	Analysis Date/Time	* Analysis Result/Units	Detection Limit/Units
34541	1,2-Dichloropropane	Z	N	8260B	07/12/2012 21:00	<1.0 U ug/L	1.0 ug/L
34531	1,2-Dichloroethane	Z	N	8260B	07/12/2012 21:00	<1.0 U ug/L	1.0 ug/L
81552	Acetone	Z	N	8260B	07/12/2012 21:00	<20 U ug/L	20 ug/L
77041	Carbon disulfide	Z	N	8260B	07/12/2012 21:00	<2.0 U ug/L	2.0 ug/L
34413	Bromomethane	Z	N	8260B	07/12/2012 21:00	<2.0 U ug/L	2.0 ug/L
32102	Carbon tetrachloride	Z	N	8260B	07/12/2012 21:00	<1.0 U ug/L	1.0 ug/L
34311	Chloroethane	Z	N	8260B	07/12/2012 21:00	<2.0 U ug/L	2.0 ug/L
34301	Chlorobenzene	Z	N	8260B	07/12/2012 21:00	<1.0 U ug/L	1.0 ug/L
78124	Benzene	Z	N	8260B	07/12/2012 21:00	<1.0 U ug/L	1.0 ug/L
34215	Acrylonitrile	Z	N	8260B	07/12/2012 21:00	<20 U ug/L	20 ug/L
73085	Bromochloromethane	Z	N	8260B	07/12/2012 21:00	<1.0 U ug/L	1.0 ug/L
32104	Bromoform	Z	N	8260B	07/12/2012 21:00	<1.0 U ug/L	1.0 ug/L
32101	Bromodichloromethane	Z	N	8260B	07/12/2012 21:00	<1.0 U ug/L	1.0 ug/L

* Attach Laboratory Reports

PART III ANALYTICAL RESULTS

Facility GMS#: _____

Test Site ID #: 19345

Sample Date/Time: 07/06/2012 10:06AM

Report Period: 2012 / 3
Year / Qtr

Well Name: MW-6AR

Classification of Groundwater: G-II

Groundwater Elevation (NGVD): _____

or (MSL): _____

Well Purged (Y/N): Y

Well Type:
(X) Background
( ) Detection
( ) Compliance
( ) Other

Storet Code	Parameter Monitored	Sampling Method	Field Filtered (Y/N)	Analysis Method	Analysis Date/Time	* Analysis Result/Units		Detection Limit/Units
00940	Chloride	BP	N	300.0	07/07/2012 12:23	24	mg/L	3.0 mg/L
00620	Nitrate as N	BP	N	300.0	07/07/2012 15:32	12	mg/L	2.5 mg/L
000610	Ammonia as N	BP	N	350.1	07/09/2012 13:35	0.051 I V	mg/L	0.10 mg/L
38437	1,2-Dibromo-3-Chloropropane	BP	N	504.1	07/17/2012 00:35	<0.020 U	ug/L	0.020 ug/L
77651	1,2-Dibromoethane	BP	N	504.1	07/17/2012 00:35	<0.020 U	ug/L	0.020 ug/L
001077	Silver	BP	N	6010B	07/10/2012 17:19	<10 U	ug/L	10 ug/L
000929	Sodium	BP	N	6010B	07/10/2012 17:19	12	mg/L	1.0 mg/L
001067	Nickel	BP	N	6010B	07/10/2012 17:19	<40 U	ug/L	40 ug/L
001147	Selenium	BP	N	6010B	07/10/2012 17:19	<15 U	ug/L	15 ug/L
001105	Aluminum	BP	N	6010B	07/10/2012 17:19	180	ug/L	100 ug/L
001055	Manganese	BP	N	6010B	07/10/2012 17:19	12	ug/L	10 ug/L
001087	Vanadium	BP	N	6010B	07/10/2012 17:19	<10 U	ug/L	10 ug/L
001092	Zinc	BP	N	6010B	07/10/2012 17:19	5.3 I	ug/L	20 ug/L
001034	Chromium	BP	N	6010B	07/10/2012 17:19	1.5 I	ug/L	10 ug/L
001027	Cadmium	BP	N	6010B	07/10/2012 17:19	<5.0 U	ug/L	5.0 ug/L
001007	Barium	BP	N	6010B	07/10/2012 17:19	21	ug/L	10 ug/L
001037	Cobalt	BP	N	6010B	07/10/2012 17:19	<10 U	ug/L	10 ug/L
001051	Lead	BP	N	6010B	07/10/2012 17:19	<9.0 U	ug/L	9.0 ug/L
001045	Iron	BP	N	6010B	07/10/2012 17:19	76 I	ug/L	100 ug/L
001042	Copper	BP	N	6010B	07/10/2012 17:19	<15 U	ug/L	15 ug/L
001097	Antimony	BP	N	6020	07/12/2012 02:47	<2.0 U	ug/L	2.0 ug/L
001002	Arsenic	BP	N	6020	07/12/2012 02:47	<5.0 U	ug/L	5.0 ug/L
001012	Beryllium	BP	N	6020	07/13/2012 02:26	<1.0 U	ug/L	1.0 ug/L
001059	Thallium	BP	N	6020	07/12/2012 02:47	0.063 I	ug/L	1.0 ug/L
71900	Mercury	BP	N	7470A	07/10/2012 16:26	<0.20 U	ug/L	0.20 ug/L
34371	Ethylbenzene	BP	N	8260B	07/16/2012 15:08	<1.0 U	ug/L	1.0 ug/L
77596	Dibromomethane	BP	N	8260B	07/16/2012 15:08	<1.0 U	ug/L	1.0 ug/L
77128	Styrene	BP	N	8260B	07/16/2012 15:08	<1.0 U	ug/L	1.0 ug/L
34423	Methylene Chloride	BP	N	8260B	07/16/2012 15:08	<2.0 U	ug/L	2.0 ug/L
77424	Iodomethane	BP	N	8260B	07/16/2012 15:08	<1.0 U	ug/L	1.0 ug/L
34418	Chloromethane	BP	N	8260B	07/16/2012 15:08	<2.0 U	ug/L	2.0 ug/L
77562	1,1,1,2-Tetrachloroethane	BP	N	8260B	07/16/2012 15:08	<1.0 U	ug/L	1.0 ug/L

* Attach Laboratory Reports

PART III ANALYTICAL RESULTS

Facility GMS#: _____

Test Site ID #: 19345

Sample Date/Time: 07/06/2012 10:06AM

Report Period: 2012 / 3
Year / Qtr

Well Name: MW-6AR

Classification of Groundwater: G-II

Groundwater Elevation (NGVD): _____

or (MSL): _____

Well Purged (Y/N): Y

Well Type:
(X) Background
( ) Detection
( ) Compliance
( ) Other

Storet Code	Parameter Monitored	Sampling Method	Field Filtered (Y/N)	Analysis Method	Analysis Date/Time	* Analysis Result/Units	Detection Limit/Units
34506	1,1,1-Trichloroethane	BP	N	8260B	07/16/2012 15:08	<1.0 U ug/L	1.0 ug/L
32105	Dibromochloromethane	BP	N	8260B	07/16/2012 15:08	<1.0 U ug/L	1.0 ug/L
34704	cis-1,3-Dichloropropene	BP	N	8260B	07/16/2012 15:08	<1.0 U ug/L	1.0 ug/L
77093	cis-1,2-Dichloroethene	BP	N	8260B	07/16/2012 15:08	<1.0 U ug/L	1.0 ug/L
77057	Vinyl acetate	BP	N	8260B	07/16/2012 15:08	<3.0 U ug/L	3.0 ug/L
34488	Trichlorofluoromethane	BP	N	8260B	07/16/2012 15:08	<2.0 U ug/L	2.0 ug/L
39180	Trichloroethene	BP	N	8260B	07/16/2012 15:08	<1.0 U ug/L	1.0 ug/L
81596	4-Methyl-2-pentanone (MIBK)	BP	N	8260B	07/16/2012 15:08	<5.0 U ug/L	5.0 ug/L
81551	Xylenes (total)	BP	N	8260B	07/16/2012 15:08	<2.0 U ug/L	2.0 ug/L
39175	Vinyl chloride	BP	N	8260B	07/16/2012 15:08	<1.0 U ug/L	1.0 ug/L
34010	Toluene	BP	N	8260B	07/16/2012 15:08	<1.0 U J3 ug/L	1.0 ug/L
34475	Tetrachloroethene	BP	N	8260B	07/16/2012 15:08	<1.0 U ug/L	1.0 ug/L
49263	trans-1,4-Dichloro-2-butene	BP	N	8260B	07/16/2012 15:08	<3.0 U ug/L	3.0 ug/L
34699	trans-1,3-Dichloropropene	BP	N	8260B	07/16/2012 15:08	<3.0 U ug/L	3.0 ug/L
34546	trans-1,2-Dichloroethene	BP	N	8260B	07/16/2012 15:08	<1.0 U ug/L	1.0 ug/L
34516	1,1,2,2-Tetrachloroethane	BP	N	8260B	07/16/2012 15:08	<1.0 U ug/L	1.0 ug/L
78124	Benzene	BP	N	8260B	07/16/2012 15:08	<1.0 U ug/L	1.0 ug/L
73085	Bromochloromethane	BP	N	8260B	07/16/2012 15:08	<1.0 U ug/L	1.0 ug/L
32101	Bromodichloromethane	BP	N	8260B	07/16/2012 15:08	<1.0 U ug/L	1.0 ug/L
32106	Chloroform	BP	N	8260B	07/16/2012 15:08	<1.0 U ug/L	1.0 ug/L
81552	Acetone	BP	N	8260B	07/16/2012 15:08	<20 U ug/L	20 ug/L
34215	Acrylonitrile	BP	N	8260B	07/16/2012 15:08	<20 U ug/L	20 ug/L
32102	Carbon tetrachloride	BP	N	8260B	07/16/2012 15:08	<1.0 U ug/L	1.0 ug/L
34301	Chlorobenzene	BP	N	8260B	07/16/2012 15:08	<1.0 U ug/L	1.0 ug/L
34311	Chloroethane	BP	N	8260B	07/16/2012 15:08	<2.0 U ug/L	2.0 ug/L
32104	Bromoform	BP	N	8260B	07/16/2012 15:08	<1.0 U ug/L	1.0 ug/L
34413	Bromomethane	BP	N	8260B	07/16/2012 15:08	<2.0 U ug/L	2.0 ug/L
77041	Carbon disulfide	BP	N	8260B	07/16/2012 15:08	<2.0 U ug/L	2.0 ug/L
77443	1,2,3-Trichloropropane	BP	N	8260B	07/16/2012 15:08	<2.5 U ug/L	2.5 ug/L
34536	1,2-Dichlorobenzene	BP	N	8260B	07/16/2012 15:08	<1.0 U ug/L	1.0 ug/L
34511	1,1,2-Trichloroethane	BP	N	8260B	07/16/2012 15:08	<1.0 U ug/L	1.0 ug/L
34496	1,1-Dichloroethane	BP	N	8260B	07/16/2012 15:08	<1.0 U ug/L	1.0 ug/L

* Attach Laboratory Reports

PART III ANALYTICAL RESULTS

Facility GMS#: _____

Test Site ID #: 19345

Sample Date/Time: 07/06/2012 10:06AM

Report Period: 2012 / 3
Year / Qtr

Well Name: MW-6AR

Classification of Groundwater: G-II

Groundwater Elevation (NGVD): _____

or (MSL): _____

Well Purged (Y/N): Y

Well Type:
(X) Background
( ) Detection
( ) Compliance
( ) Other

Storet Code	Parameter Monitored	Sampling Method	Field Filtered (Y/N)	Analysis Method	Analysis Date/Time	* Analysis Result/Units		Detection Limit/Units
34501	1,1-Dichloroethene	BP	N	8260B	07/16/2012 15:08	<1.0 U	ug/L	1.0 ug/L
81595	2-Butanone (MEK)	BP	N	8260B	07/16/2012 15:08	<6.0 U	ug/L	6.0 ug/L
77103	2-Hexanone	BP	N	8260B	07/16/2012 15:08	<5.0 U	ug/L	5.0 ug/L
34531	1,2-Dichloroethane	BP	N	8260B	07/16/2012 15:08	<1.0 U	ug/L	1.0 ug/L
34541	1,2-Dichloropropane	BP	N	8260B	07/16/2012 15:08	<1.0 U	ug/L	1.0 ug/L
34571	1,4-Dichlorobenzene	BP	N	8260B	07/16/2012 15:08	<1.0 U	ug/L	1.0 ug/L
82078	Field Turbidity	BP	N	Field Sampling	07/06/2012 10:06	1.91	NTU	-
000094	Field Conductivity	BP	N	Field Sampling	07/06/2012 10:06	219	umhos/cm	-
000406	Field pH	BP	N	Field Sampling	07/06/2012 10:06	4.82	SU	-
00010	Field Temperature	BP	N	Field Sampling	07/06/2012 10:06	23.7	Degrees C	-
000299	Field Dissolved Oxygen	BP	N	Field Sampling	07/06/2012 10:06	5.9	mg/L	-
00080	Color	BP	N	SM 2120B	07/07/2012 14:23	<5.0 U	PCU	5.0 PCU
70300	Total Dissolved Solids	BP	N	SM 2540C	07/10/2012 10:26	180	mg/L	10 mg/L

* Attach Laboratory Reports

PART III ANALYTICAL RESULTS

Facility GMS#: _____

Test Site ID #: _____

Sample Date/Time: 07/06/2012 10:03AM

Report Period: 2012 / 3
Year / Qtr

Well Name: Equipment Blank

Classification of Groundwater: G-II

Groundwater Elevation (NGVD): _____

or (MSL): _____

Well Purged (Y/N): N

Well Type:
( ) Background
( ) Detection
( ) Compliance
(X) Other

Storet Code	Parameter Monitored	Sampling Method	Field Filtered (Y/N)	Analysis Method	Analysis Date/Time	* Analysis Result/Units		Detection Limit/Units
00620	Nitrate as N	Z	N	300.0	07/07/2012 13:26	<0.50 U	mg/L	0.50 mg/L
00940	Chloride	Z	N	300.0	07/07/2012 13:26	<3.0 U	mg/L	3.0 mg/L
000610	Ammonia as N	Z	N	350.1	07/09/2012 13:46	0.081 I V	mg/L	0.10 mg/L
001042	Copper	Z	N	6010B	07/10/2012 17:22	<15 U	ug/L	15 ug/L
001045	Iron	Z	N	6010B	07/10/2012 17:22	<100 U	ug/L	100 ug/L
001051	Lead	Z	N	6010B	07/10/2012 17:22	<9.0 U	ug/L	9.0 ug/L
001037	Cobalt	Z	N	6010B	07/10/2012 17:22	<10 U	ug/L	10 ug/L
001007	Barium	Z	N	6010B	07/10/2012 17:22	<10 U	ug/L	10 ug/L
001027	Cadmium	Z	N	6010B	07/10/2012 17:22	<5.0 U	ug/L	5.0 ug/L
001034	Chromium	Z	N	6010B	07/10/2012 17:22	<10 U	ug/L	10 ug/L
001067	Nickel	Z	N	6010B	07/10/2012 17:22	<40 U	ug/L	40 ug/L
001092	Zinc	Z	N	6010B	07/10/2012 17:22	<20 U	ug/L	20 ug/L
001105	Aluminum	Z	N	6010B	07/10/2012 17:22	<100 U	ug/L	100 ug/L
001055	Manganese	Z	N	6010B	07/10/2012 17:22	<10 U	ug/L	10 ug/L
001087	Vanadium	Z	N	6010B	07/10/2012 17:22	<10 U	ug/L	10 ug/L
001147	Selenium	Z	N	6010B	07/10/2012 17:22	<15 U	ug/L	15 ug/L
001077	Silver	Z	N	6010B	07/10/2012 17:22	1.0 I	ug/L	10 ug/L
000929	Sodium	Z	N	6010B	07/10/2012 17:22	0.14 I	mg/L	1.0 mg/L
001012	Beryllium	Z	N	6020	07/13/2012 02:29	<1.0 U	ug/L	1.0 ug/L
001059	Thallium	Z	N	6020	07/12/2012 02:50	<1.0 U	ug/L	1.0 ug/L
001002	Arsenic	Z	N	6020	07/12/2012 02:50	<5.0 U	ug/L	5.0 ug/L
001097	Antimony	Z	N	6020	07/12/2012 02:50	<2.0 U	ug/L	2.0 ug/L
71900	Mercury	Z	N	7470A	07/10/2012 16:35	<0.20 U	ug/L	0.20 ug/L
000299	Field Dissolved Oxygen	Z	N	Field Sampling	07/06/2012 10:03	3.0	mg/L	-
000406	Field pH	Z	N	Field Sampling	07/06/2012 10:03	8.71	SU	-
82078	Field Turbidity	Z	N	Field Sampling	07/06/2012 10:03	0.04	NTU	-
00010	Field Temperature	Z	N	Field Sampling	07/06/2012 10:03	24.2	Degrees C	-
000094	Field Conductivity	Z	N	Field Sampling	07/06/2012 10:03	3	umhos/cm	-
00080	Color	Z	N	SM 2120B	07/07/2012 14:23	<5.0 U	PCU	5.0 PCU
70300	Total Dissolved Solids	Z	N	SM 2540C	07/10/2012 10:26	<10 U	mg/L	10 mg/L

* Attach Laboratory Reports

PART III ANALYTICAL RESULTS

Facility GMS#:

Test Site ID #: 19346

Sample Date/Time: 07/06/2012 09:30AM

Report Period: 2012 / 3
Year / Qtr

Well Name: MW-6BR

Classification of Groundwater: G-II

Groundwater Elevation (NGVD):

or (MSL): 47.76

Well Purged (Y/N): Y

Well Type:
(X) Background
( ) Detection
( ) Compliance
( ) Other

Storet Code	Parameter Monitored	Sampling Method	Field Filtered (Y/N)	Analysis Method	Analysis Date/Time	* Analysis Result/Units	Detection Limit/Units
00620	Nitrate as N	BP	N	300.0	07/07/2012 13:42	3.5 mg/L	0.50 mg/L
00940	Chloride	BP	N	300.0	07/07/2012 13:42	22 mg/L	3.0 mg/L
000610	Ammonia as N	BP	N	350.1	07/09/2012 13:47	0.065 I V mg/L	0.10 mg/L
38437	1,2-Dibromo-3-Chloropropane	BP	N	504.1	07/17/2012 00:55	<0.020 U ug/L	0.020 ug/L
77651	1,2-Dibromoethane	BP	N	504.1	07/17/2012 00:55	<0.020 U ug/L	0.020 ug/L
000929	Sodium	BP	N	6010B	07/10/2012 17:24	7.8 mg/L	1.0 mg/L
001077	Silver	BP	N	6010B	07/10/2012 17:24	1.1 I ug/L	10 ug/L
001147	Selenium	BP	N	6010B	07/10/2012 17:24	<15 U ug/L	15 ug/L
001087	Vanadium	BP	N	6010B	07/10/2012 17:24	2.0 I ug/L	10 ug/L
001055	Manganese	BP	N	6010B	07/10/2012 17:24	16 ug/L	10 ug/L
001105	Aluminum	BP	N	6010B	07/10/2012 17:24	250 ug/L	100 ug/L
001092	Zinc	BP	N	6010B	07/10/2012 17:24	<20 U ug/L	20 ug/L
001034	Chromium	BP	N	6010B	07/10/2012 17:24	7.7 I ug/L	10 ug/L
001037	Cobalt	BP	N	6010B	07/10/2012 17:24	<10 U ug/L	10 ug/L
001007	Barium	BP	N	6010B	07/10/2012 17:24	9.1 I ug/L	10 ug/L
001027	Cadmium	BP	N	6010B	07/10/2012 17:24	<5.0 U ug/L	5.0 ug/L
001051	Lead	BP	N	6010B	07/10/2012 17:24	<9.0 U ug/L	9.0 ug/L
001067	Nickel	BP	N	6010B	07/10/2012 17:24	1.5 I ug/L	40 ug/L
001042	Copper	BP	N	6010B	07/10/2012 17:24	<15 U ug/L	15 ug/L
001045	Iron	BP	N	6010B	07/10/2012 17:24	180 ug/L	100 ug/L
001012	Beryllium	BP	N	6020	07/13/2012 02:32	<1.0 U ug/L	1.0 ug/L
001059	Thallium	BP	N	6020	07/12/2012 02:59	0.22 I ug/L	1.0 ug/L
001097	Antimony	BP	N	6020	07/12/2012 02:59	<2.0 U ug/L	2.0 ug/L
001002	Arsenic	BP	N	6020	07/12/2012 02:59	0.97 I ug/L	5.0 ug/L
71900	Mercury	BP	N	7470A	07/10/2012 16:38	<0.20 U ug/L	0.20 ug/L
34371	Ethylbenzene	BP	N	8260B	07/16/2012 15:27	<1.0 U ug/L	1.0 ug/L
77596	Dibromomethane	BP	N	8260B	07/16/2012 15:27	<1.0 U ug/L	1.0 ug/L
77424	Iodomethane	BP	N	8260B	07/16/2012 15:27	<1.0 U ug/L	1.0 ug/L
77443	1,2,3-Trichloropropane	BP	N	8260B	07/16/2012 15:27	<2.5 U ug/L	2.5 ug/L
34423	Methylene Chloride	BP	N	8260B	07/16/2012 15:27	<2.0 U ug/L	2.0 ug/L
77562	1,1,1,2-Tetrachloroethane	BP	N	8260B	07/16/2012 15:27	<1.0 U ug/L	1.0 ug/L
34496	1,1-Dichloroethane	BP	N	8260B	07/16/2012 15:27	<1.0 U ug/L	1.0 ug/L

* Attach Laboratory Reports

PART III ANALYTICAL RESULTS

Facility GMS#:

Test Site ID #: 19346

Sample Date/Time: 07/06/2012 09:30AM

Report Period: 2012 / 3
Year / Qtr

Well Name: MW-6BR

Classification of Groundwater: G-II

Groundwater Elevation (NGVD):

or (MSL): 47.76

Well Purged (Y/N): Y

Well Type:
(X) Background
( ) Detection
( ) Compliance
( ) Other

Storet Code	Parameter Monitored	Sampling Method	Field Filtered (Y/N)	Analysis Method	Analysis Date/Time	* Analysis Result/Units	Detection Limit/Units
34501	1,1-Dichloroethene	BP	N	8260B	07/16/2012 15:27	<1.0 U ug/L	1.0 ug/L
34511	1,1,2-Trichloroethane	BP	N	8260B	07/16/2012 15:27	<1.0 U ug/L	1.0 ug/L
34506	1,1,1-Trichloroethane	BP	N	8260B	07/16/2012 15:27	<1.0 U ug/L	1.0 ug/L
34516	1,1,2,2-Tetrachloroethane	BP	N	8260B	07/16/2012 15:27	<1.0 U ug/L	1.0 ug/L
77128	Styrene	BP	N	8260B	07/16/2012 15:27	<1.0 U ug/L	1.0 ug/L
77057	Vinyl acetate	BP	N	8260B	07/16/2012 15:27	<3.0 U ug/L	3.0 ug/L
34488	Trichlorofluoromethane	BP	N	8260B	07/16/2012 15:27	<2.0 U ug/L	2.0 ug/L
39180	Trichloroethene	BP	N	8260B	07/16/2012 15:27	<1.0 U ug/L	1.0 ug/L
32101	Bromodichloromethane	BP	N	8260B	07/16/2012 15:27	<1.0 U ug/L	1.0 ug/L
81551	Xylenes (total)	BP	N	8260B	07/16/2012 15:27	<2.0 U ug/L	2.0 ug/L
39175	Vinyl chloride	BP	N	8260B	07/16/2012 15:27	<1.0 U ug/L	1.0 ug/L
34010	Toluene	BP	N	8260B	07/16/2012 15:27	<1.0 U J3 ug/L	1.0 ug/L
34475	Tetrachloroethene	BP	N	8260B	07/16/2012 15:27	<1.0 U ug/L	1.0 ug/L
49263	trans-1,4-Dichloro-2-butene	BP	N	8260B	07/16/2012 15:27	<3.0 U ug/L	3.0 ug/L
34699	trans-1,3-Dichloropropene	BP	N	8260B	07/16/2012 15:27	<3.0 U ug/L	3.0 ug/L
34546	trans-1,2-Dichloroethene	BP	N	8260B	07/16/2012 15:27	<1.0 U ug/L	1.0 ug/L
77041	Carbon disulfide	BP	N	8260B	07/16/2012 15:27	<2.0 U ug/L	2.0 ug/L
32102	Carbon tetrachloride	BP	N	8260B	07/16/2012 15:27	<1.0 U ug/L	1.0 ug/L
34301	Chlorobenzene	BP	N	8260B	07/16/2012 15:27	<1.0 U ug/L	1.0 ug/L
32104	Bromoform	BP	N	8260B	07/16/2012 15:27	<1.0 U ug/L	1.0 ug/L
34413	Bromomethane	BP	N	8260B	07/16/2012 15:27	<2.0 U ug/L	2.0 ug/L
77093	cis-1,2-Dichloroethene	BP	N	8260B	07/16/2012 15:27	<1.0 U ug/L	1.0 ug/L
34704	cis-1,3-Dichloropropene	BP	N	8260B	07/16/2012 15:27	<1.0 U ug/L	1.0 ug/L
32105	Dibromochloromethane	BP	N	8260B	07/16/2012 15:27	<1.0 U ug/L	1.0 ug/L
34311	Chloroethane	BP	N	8260B	07/16/2012 15:27	<2.0 U ug/L	2.0 ug/L
32106	Chloroform	BP	N	8260B	07/16/2012 15:27	0.45 I ug/L	1.0 ug/L
34418	Chloromethane	BP	N	8260B	07/16/2012 15:27	<2.0 U ug/L	2.0 ug/L
73085	Bromochloromethane	BP	N	8260B	07/16/2012 15:27	<1.0 U ug/L	1.0 ug/L
34541	1,2-Dichloropropane	BP	N	8260B	07/16/2012 15:27	<1.0 U ug/L	1.0 ug/L
34571	1,4-Dichlorobenzene	BP	N	8260B	07/16/2012 15:27	<1.0 U ug/L	1.0 ug/L
81595	2-Butanone (MEK)	BP	N	8260B	07/16/2012 15:27	<6.0 U ug/L	6.0 ug/L
34536	1,2-Dichlorobenzene	BP	N	8260B	07/16/2012 15:27	<1.0 U ug/L	1.0 ug/L

* Attach Laboratory Reports

PART III ANALYTICAL RESULTS

Facility GMS#:

Test Site ID #: 19346

Sample Date/Time: 07/06/2012 09:30AM

Report Period: 2012 / 3
Year / Qtr

Well Name: MW-6BR

Classification of Groundwater: G-II

Groundwater Elevation (NGVD):

or (MSL): 47.76

Well Purged (Y/N): Y

Well Type:
(X) Background
( ) Detection
( ) Compliance
( ) Other

Storet Code	Parameter Monitored	Sampling Method	Field Filtered (Y/N)	Analysis Method	Analysis Date/Time	* Analysis Result/Units		Detection Limit/Units
34531	1,2-Dichloroethane	BP	N	8260B	07/16/2012 15:27	<1.0 U	ug/L	1.0 ug/L
81552	Acetone	BP	N	8260B	07/16/2012 15:27	<20 U	ug/L	20 ug/L
34215	Acrylonitrile	BP	N	8260B	07/16/2012 15:27	<20 U	ug/L	20 ug/L
78124	Benzene	BP	N	8260B	07/16/2012 15:27	<1.0 U	ug/L	1.0 ug/L
77103	2-Hexanone	BP	N	8260B	07/16/2012 15:27	<5.0 U	ug/L	5.0 ug/L
81596	4-Methyl-2-pentanone (MIBK)	BP	N	8260B	07/16/2012 15:27	<5.0 U	ug/L	5.0 ug/L
82078	Field Turbidity	BP	N	Field Sampling	07/06/2012 09:30	2.34	NTU	-
082545	Groundwater Elevation	BP	N	Field Sampling	07/06/2012 09:30	47.76	ft/msl	-
000094	Field Conductivity	BP	N	Field Sampling	07/06/2012 09:30	302	umhos/cm	-
000299	Field Dissolved Oxygen	BP	N	Field Sampling	07/06/2012 09:30	2.2	mg/L	-
000406	Field pH	BP	N	Field Sampling	07/06/2012 09:30	7.33	SU	-
00010	Field Temperature	BP	N	Field Sampling	07/06/2012 09:30	23.0	Degrees C	-
00080	Color	BP	N	SM 2120B	07/07/2012 14:23	<5.0 U	PCU	5.0 PCU
70300	Total Dissolved Solids	BP	N	SM 2540C	07/10/2012 10:26	160	mg/L	10 mg/L

* Attach Laboratory Reports

PART III ANALYTICAL RESULTS

Facility GMS#:

Test Site ID #: 19880

Sample Date/Time: 07/06/2012 08:56AM

Report Period: 2012 / 3
Year / Qtr

Well Name: MW-FL2R

Classification of Groundwater: G-II

Groundwater Elevation (NGVD):

or (MSL): 48.44

Well Purged (Y/N): Y

Well Type:
( ) Background
( ) Detection
(X) Compliance
( ) Other

Storet Code	Parameter Monitored	Sampling Method	Field Filtered (Y/N)	Analysis Method	Analysis Date/Time	* Analysis Result/Units		Detection Limit/Units
00620	Nitrate as N	BP	N	300.0	07/07/2012 13:57	0.40 I	mg/L	0.50 mg/L
00940	Chloride	BP	N	300.0	07/07/2012 13:57	5.9	mg/L	3.0 mg/L
000610	Ammonia as N	BP	N	350.1	07/09/2012 13:49	0.071 I V	mg/L	0.10 mg/L
77651	1,2-Dibromoethane	BP	N	504.1	07/17/2012 01:14	<0.020 U	ug/L	0.020 ug/L
38437	1,2-Dibromo-3-Chloropropane	BP	N	504.1	07/17/2012 01:14	<0.020 U	ug/L	0.020 ug/L
001077	Silver	BP	N	6010B	07/10/2012 17:27	0.97 I	ug/L	10 ug/L
001147	Selenium	BP	N	6010B	07/10/2012 17:27	<15 U	ug/L	15 ug/L
001067	Nickel	BP	N	6010B	07/10/2012 17:27	<40 U	ug/L	40 ug/L
001087	Vanadium	BP	N	6010B	07/10/2012 17:27	19	ug/L	10 ug/L
001055	Manganese	BP	N	6010B	07/10/2012 17:27	1.9 I	ug/L	10 ug/L
001105	Aluminum	BP	N	6010B	07/10/2012 17:27	2300	ug/L	100 ug/L
001092	Zinc	BP	N	6010B	07/10/2012 17:27	4.7 I	ug/L	20 ug/L
001051	Lead	BP	N	6010B	07/10/2012 17:27	<9.0 U	ug/L	9.0 ug/L
001034	Chromium	BP	N	6010B	07/10/2012 17:27	15	ug/L	10 ug/L
001027	Cadmium	BP	N	6010B	07/10/2012 17:27	<5.0 U	ug/L	5.0 ug/L
001007	Barium	BP	N	6010B	07/10/2012 17:27	16	ug/L	10 ug/L
000929	Sodium	BP	N	6010B	07/10/2012 17:27	1.6	mg/L	1.0 mg/L
001045	Iron	BP	N	6010B	07/10/2012 17:27	280	ug/L	100 ug/L
001042	Copper	BP	N	6010B	07/10/2012 17:27	<15 U	ug/L	15 ug/L
001037	Cobalt	BP	N	6010B	07/10/2012 17:27	<10 U	ug/L	10 ug/L
001059	Thallium	BP	N	6020	07/12/2012 03:02	<1.0 U	ug/L	1.0 ug/L
001002	Arsenic	BP	N	6020	07/12/2012 03:02	2.9 I	ug/L	5.0 ug/L
001097	Antimony	BP	N	6020	07/12/2012 03:02	0.68 I	ug/L	2.0 ug/L
001012	Beryllium	BP	N	6020	07/13/2012 02:41	<1.0 U	ug/L	1.0 ug/L
71900	Mercury	BP	N	7470A	07/10/2012 16:40	<0.20 U	ug/L	0.20 ug/L
77057	Vinyl acetate	BP	N	8260B	07/16/2012 15:45	<3.0 U	ug/L	3.0 ug/L
39175	Vinyl chloride	BP	N	8260B	07/16/2012 15:45	<1.0 U	ug/L	1.0 ug/L
34546	trans-1,2-Dichloroethene	BP	N	8260B	07/16/2012 15:45	<1.0 U	ug/L	1.0 ug/L
34010	Toluene	BP	N	8260B	07/16/2012 15:45	<1.0 U J3	ug/L	1.0 ug/L
34699	trans-1,3-Dichloropropene	BP	N	8260B	07/16/2012 15:45	<3.0 U	ug/L	3.0 ug/L
39180	Trichloroethene	BP	N	8260B	07/16/2012 15:45	<1.0 U	ug/L	1.0 ug/L
77128	Styrene	BP	N	8260B	07/16/2012 15:45	<1.0 U	ug/L	1.0 ug/L

* Attach Laboratory Reports

PART III ANALYTICAL RESULTS

Facility GMS#:

Test Site ID #: 19880

Sample Date/Time: 07/06/2012 08:56AM

Report Period: 2012 / 3
Year / Qtr

Well Name: MW-FL2R

Classification of Groundwater: G-II

Groundwater Elevation (NGVD):

or (MSL): 48.44

Well Purged (Y/N): Y

Well Type:
( ) Background
( ) Detection
(X) Compliance
( ) Other

Storet Code	Parameter Monitored	Sampling Method	Field Filtered (Y/N)	Analysis Method	Analysis Date/Time	* Analysis Result/Units	Detection Limit/Units
49263	trans-1,4-Dichloro-2-butene	BP	N	8260B	07/16/2012 15:45	<3.0 U ug/L	3.0 ug/L
34488	Trichlorofluoromethane	BP	N	8260B	07/16/2012 15:45	<2.0 U ug/L	2.0 ug/L
81551	Xylenes (total)	BP	N	8260B	07/16/2012 15:45	<2.0 U ug/L	2.0 ug/L
34423	Methylene Chloride	BP	N	8260B	07/16/2012 15:45	<2.0 U ug/L	2.0 ug/L
34418	Chloromethane	BP	N	8260B	07/16/2012 15:45	<2.0 U ug/L	2.0 ug/L
77093	cis-1,2-Dichloroethene	BP	N	8260B	07/16/2012 15:45	<1.0 U ug/L	1.0 ug/L
32106	Chloroform	BP	N	8260B	07/16/2012 15:45	<1.0 U ug/L	1.0 ug/L
34475	Tetrachloroethene	BP	N	8260B	07/16/2012 15:45	<1.0 U ug/L	1.0 ug/L
34311	Chloroethane	BP	N	8260B	07/16/2012 15:45	<2.0 U ug/L	2.0 ug/L
34704	cis-1,3-Dichloropropene	BP	N	8260B	07/16/2012 15:45	<1.0 U ug/L	1.0 ug/L
34371	Ethylbenzene	BP	N	8260B	07/16/2012 15:45	<1.0 U ug/L	1.0 ug/L
77424	Iodomethane	BP	N	8260B	07/16/2012 15:45	<1.0 U ug/L	1.0 ug/L
77596	Dibromomethane	BP	N	8260B	07/16/2012 15:45	<1.0 U ug/L	1.0 ug/L
32105	Dibromochloromethane	BP	N	8260B	07/16/2012 15:45	<1.0 U ug/L	1.0 ug/L
34301	Chlorobenzene	BP	N	8260B	07/16/2012 15:45	<1.0 U ug/L	1.0 ug/L
81596	4-Methyl-2-pentanone (MIBK)	BP	N	8260B	07/16/2012 15:45	<5.0 U ug/L	5.0 ug/L
77103	2-Hexanone	BP	N	8260B	07/16/2012 15:45	<5.0 U ug/L	5.0 ug/L
78124	Benzene	BP	N	8260B	07/16/2012 15:45	<1.0 U ug/L	1.0 ug/L
34215	Acrylonitrile	BP	N	8260B	07/16/2012 15:45	<20 U ug/L	20 ug/L
77443	1,2,3-Trichloropropane	BP	N	8260B	07/16/2012 15:45	<2.5 U ug/L	2.5 ug/L
34531	1,2-Dichloroethane	BP	N	8260B	07/16/2012 15:45	<1.0 U ug/L	1.0 ug/L
34536	1,2-Dichlorobenzene	BP	N	8260B	07/16/2012 15:45	<1.0 U ug/L	1.0 ug/L
81595	2-Butanone (MEK)	BP	N	8260B	07/16/2012 15:45	<6.0 U ug/L	6.0 ug/L
34571	1,4-Dichlorobenzene	BP	N	8260B	07/16/2012 15:45	<1.0 U ug/L	1.0 ug/L
34541	1,2-Dichloropropane	BP	N	8260B	07/16/2012 15:45	<1.0 U ug/L	1.0 ug/L
81552	Acetone	BP	N	8260B	07/16/2012 15:45	<20 U ug/L	20 ug/L
34511	1,1,2-Trichloroethane	BP	N	8260B	07/16/2012 15:45	<1.0 U ug/L	1.0 ug/L
34496	1,1-Dichloroethane	BP	N	8260B	07/16/2012 15:45	<1.0 U ug/L	1.0 ug/L
34501	1,1-Dichloroethene	BP	N	8260B	07/16/2012 15:45	<1.0 U ug/L	1.0 ug/L
77562	1,1,1,2-Tetrachloroethane	BP	N	8260B	07/16/2012 15:45	<1.0 U ug/L	1.0 ug/L
34506	1,1,1-Trichloroethane	BP	N	8260B	07/16/2012 15:45	<1.0 U ug/L	1.0 ug/L
34516	1,1,2,2-Tetrachloroethane	BP	N	8260B	07/16/2012 15:45	<1.0 U ug/L	1.0 ug/L

* Attach Laboratory Reports

PART III ANALYTICAL RESULTS

Facility GMS#:

Test Site ID #: 19880

Sample Date/Time: 07/06/2012 08:56AM

Report Period: 2012 / 3
Year / Qtr

Well Name: MW-FL2R

Classification of Groundwater: G-II

Groundwater Elevation (NGVD):

or (MSL): 48.44

Well Purged (Y/N): Y

Well Type:
( ) Background
( ) Detection
(X) Compliance
( ) Other

Storet Code	Parameter Monitored	Sampling Method	Field Filtered (Y/N)	Analysis Method	Analysis Date/Time	* Analysis Result/Units		Detection Limit/Units
32104	Bromoform	BP	N	8260B	07/16/2012 15:45	<1.0 U	ug/L	1.0 ug/L
32101	Bromodichloromethane	BP	N	8260B	07/16/2012 15:45	<1.0 U	ug/L	1.0 ug/L
73085	Bromochloromethane	BP	N	8260B	07/16/2012 15:45	<1.0 U	ug/L	1.0 ug/L
32102	Carbon tetrachloride	BP	N	8260B	07/16/2012 15:45	<1.0 U	ug/L	1.0 ug/L
77041	Carbon disulfide	BP	N	8260B	07/16/2012 15:45	<2.0 U	ug/L	2.0 ug/L
34413	Bromomethane	BP	N	8260B	07/16/2012 15:45	<2.0 U	ug/L	2.0 ug/L
000406	Field pH	BP	N	Field Sampling	07/06/2012 09:56	10.24	SU	-
00010	Field Temperature	BP	N	Field Sampling	07/06/2012 09:56	22.7	Degrees C	-
82078	Field Turbidity	BP	N	Field Sampling	07/06/2012 09:56	5.91	NTU	-
082545	Groundwater Elevation	BP	N	Field Sampling	07/06/2012 09:56	48.44	ft/msl	-
000094	Field Conductivity	BP	N	Field Sampling	07/06/2012 09:56	291	umhos/cm	-
000299	Field Dissolved Oxygen	BP	N	Field Sampling	07/06/2012 09:56	1.8	mg/L	-
00080	Color	BP	N	SM 2120B	07/07/2012 14:23	<5.0 U	PCU	5.0 PCU
70300	Total Dissolved Solids	BP	N	SM 2540C	07/10/2012 10:26	150	mg/L	10 mg/L

* Attach Laboratory Reports

PART III ANALYTICAL RESULTS

Facility GMS#:

Test Site ID #: 19338

Sample Date/Time: 07/06/2012 08:17AM

Report Period: 2012 / 3
Year / Qtr

Well Name: MW-2B

Classification of Groundwater: G-II

Groundwater Elevation (NGVD):

or (MSL): 47.07

Well Purged (Y/N): Y

Well Type:
(X) Background
( ) Detection
( ) Compliance
( ) Other

Storet Code	Parameter Monitored	Sampling Method	Field Filtered (Y/N)	Analysis Method	Analysis Date/Time	* Analysis Result/Units	Detection Limit/Units
00620	Nitrate as N	BP	N	300.0	07/07/2012 14:13	0.53 mg/L	0.50 mg/L
00940	Chloride	BP	N	300.0	07/07/2012 14:13	5.3 mg/L	3.0 mg/L
000610	Ammonia as N	BP	N	350.1	07/09/2012 13:50	0.066 I V mg/L	0.10 mg/L
77651	1,2-Dibromoethane	BP	N	504.1	07/17/2012 01:53	<0.020 U ug/L	0.020 ug/L
38437	1,2-Dibromo-3-Chloropropane	BP	N	504.1	07/17/2012 01:53	<0.020 U ug/L	0.020 ug/L
001147	Selenium	BP	N	6010B	07/10/2012 17:30	<15 U ug/L	15 ug/L
001077	Silver	BP	N	6010B	07/10/2012 17:30	<10 U ug/L	10 ug/L
001007	Barium	BP	N	6010B	07/10/2012 17:30	8.5 I ug/L	10 ug/L
001067	Nickel	BP	N	6010B	07/10/2012 17:30	<40 U ug/L	40 ug/L
001042	Copper	BP	N	6010B	07/10/2012 17:30	<15 U ug/L	15 ug/L
001045	Iron	BP	N	6010B	07/10/2012 17:30	150 ug/L	100 ug/L
001051	Lead	BP	N	6010B	07/10/2012 17:30	<9.0 U ug/L	9.0 ug/L
001055	Manganese	BP	N	6010B	07/10/2012 17:30	1.6 I ug/L	10 ug/L
001027	Cadmium	BP	N	6010B	07/10/2012 17:30	<5.0 U ug/L	5.0 ug/L
001034	Chromium	BP	N	6010B	07/10/2012 17:30	1.8 I ug/L	10 ug/L
001037	Cobalt	BP	N	6010B	07/10/2012 17:30	<10 U ug/L	10 ug/L
000929	Sodium	BP	N	6010B	07/10/2012 17:30	5.2 mg/L	1.0 mg/L
001105	Aluminum	BP	N	6010B	07/10/2012 17:30	540 ug/L	100 ug/L
001092	Zinc	BP	N	6010B	07/10/2012 17:30	<20 U ug/L	20 ug/L
001087	Vanadium	BP	N	6010B	07/10/2012 17:30	1.8 I ug/L	10 ug/L
001012	Beryllium	BP	N	6020	07/13/2012 02:44	<1.0 U ug/L	1.0 ug/L
001059	Thallium	BP	N	6020	07/12/2012 03:05	<1.0 U ug/L	1.0 ug/L
001097	Antimony	BP	N	6020	07/12/2012 03:05	<2.0 U ug/L	2.0 ug/L
001002	Arsenic	BP	N	6020	07/12/2012 03:05	0.35 I ug/L	5.0 ug/L
71900	Mercury	BP	N	7470A	07/10/2012 16:42	<0.20 U ug/L	0.20 ug/L
77103	2-Hexanone	BP	N	8260B	07/16/2012 16:04	<5.0 U ug/L	5.0 ug/L
34571	1,4-Dichlorobenzene	BP	N	8260B	07/16/2012 16:04	<1.0 U ug/L	1.0 ug/L
34541	1,2-Dichloropropane	BP	N	8260B	07/16/2012 16:04	<1.0 U ug/L	1.0 ug/L
81595	2-Butanone (MEK)	BP	N	8260B	07/16/2012 16:04	<6.0 U ug/L	6.0 ug/L
81552	Acetone	BP	N	8260B	07/16/2012 16:04	<20 U ug/L	20 ug/L
34215	Acrylonitrile	BP	N	8260B	07/16/2012 16:04	<20 U ug/L	20 ug/L
81596	4-Methyl-2-pentanone (MIBK)	BP	N	8260B	07/16/2012 16:04	<5.0 U ug/L	5.0 ug/L

* Attach Laboratory Reports

PART III ANALYTICAL RESULTS

Facility GMS#:

Test Site ID #: 19338

Sample Date/Time: 07/06/2012 08:17AM

Report Period: 2012 / 3
Year / Qtr

Well Name: MW-2B

Classification of Groundwater: G-II

Groundwater Elevation (NGVD):

or (MSL): 47.07

Well Purged (Y/N): Y

Well Type:
(X) Background
( ) Detection
( ) Compliance
( ) Other

Storet Code	Parameter Monitored	Sampling Method	Field Filtered (Y/N)	Analysis Method	Analysis Date/Time	* Analysis Result/Units	Detection Limit/Units
78124	Benzene	BP	N	8260B	07/16/2012 16:04	<1.0 U ug/L	1.0 ug/L
34511	1,1,2-Trichloroethane	BP	N	8260B	07/16/2012 16:04	<1.0 U ug/L	1.0 ug/L
34496	1,1-Dichloroethane	BP	N	8260B	07/16/2012 16:04	<1.0 U ug/L	1.0 ug/L
77562	1,1,1,2-Tetrachloroethane	BP	N	8260B	07/16/2012 16:04	<1.0 U ug/L	1.0 ug/L
34516	1,1,2,2-Tetrachloroethane	BP	N	8260B	07/16/2012 16:04	<1.0 U ug/L	1.0 ug/L
34506	1,1,1-Trichloroethane	BP	N	8260B	07/16/2012 16:04	<1.0 U ug/L	1.0 ug/L
34531	1,2-Dichloroethane	BP	N	8260B	07/16/2012 16:04	<1.0 U ug/L	1.0 ug/L
34536	1,2-Dichlorobenzene	BP	N	8260B	07/16/2012 16:04	<1.0 U ug/L	1.0 ug/L
34501	1,1-Dichloroethene	BP	N	8260B	07/16/2012 16:04	<1.0 U ug/L	1.0 ug/L
77443	1,2,3-Trichloropropane	BP	N	8260B	07/16/2012 16:04	<2.5 U ug/L	2.5 ug/L
73085	Bromochloromethane	BP	N	8260B	07/16/2012 16:04	<1.0 U ug/L	1.0 ug/L
34010	Toluene	BP	N	8260B	07/16/2012 16:04	<1.0 U J3 ug/L	1.0 ug/L
34546	trans-1,2-Dichloroethene	BP	N	8260B	07/16/2012 16:04	<1.0 U ug/L	1.0 ug/L
34475	Tetrachloroethene	BP	N	8260B	07/16/2012 16:04	<1.0 U ug/L	1.0 ug/L
77424	Iodomethane	BP	N	8260B	07/16/2012 16:04	<1.0 U ug/L	1.0 ug/L
34423	Methylene Chloride	BP	N	8260B	07/16/2012 16:04	<2.0 U ug/L	2.0 ug/L
77128	Styrene	BP	N	8260B	07/16/2012 16:04	<1.0 U ug/L	1.0 ug/L
77057	Vinyl acetate	BP	N	8260B	07/16/2012 16:04	<3.0 U ug/L	3.0 ug/L
39175	Vinyl chloride	BP	N	8260B	07/16/2012 16:04	<1.0 U ug/L	1.0 ug/L
81551	Xylenes (total)	BP	N	8260B	07/16/2012 16:04	<2.0 U ug/L	2.0 ug/L
34488	Trichlorofluoromethane	BP	N	8260B	07/16/2012 16:04	<2.0 U ug/L	2.0 ug/L
34699	trans-1,3-Dichloropropene	BP	N	8260B	07/16/2012 16:04	<3.0 U ug/L	3.0 ug/L
49263	trans-1,4-Dichloro-2-butene	BP	N	8260B	07/16/2012 16:04	<3.0 U ug/L	3.0 ug/L
39180	Trichloroethene	BP	N	8260B	07/16/2012 16:04	<1.0 U ug/L	1.0 ug/L
34371	Ethylbenzene	BP	N	8260B	07/16/2012 16:04	<1.0 U ug/L	1.0 ug/L
32102	Carbon tetrachloride	BP	N	8260B	07/16/2012 16:04	<1.0 U ug/L	1.0 ug/L
34301	Chlorobenzene	BP	N	8260B	07/16/2012 16:04	<1.0 U ug/L	1.0 ug/L
34311	Chloroethane	BP	N	8260B	07/16/2012 16:04	<2.0 U ug/L	2.0 ug/L
77041	Carbon disulfide	BP	N	8260B	07/16/2012 16:04	<2.0 U ug/L	2.0 ug/L
32101	Bromodichloromethane	BP	N	8260B	07/16/2012 16:04	<1.0 U ug/L	1.0 ug/L
32104	Bromoform	BP	N	8260B	07/16/2012 16:04	<1.0 U ug/L	1.0 ug/L
34413	Bromomethane	BP	N	8260B	07/16/2012 16:04	<2.0 U ug/L	2.0 ug/L

* Attach Laboratory Reports

PART III ANALYTICAL RESULTS

Facility GMS#:

Test Site ID #: 19338

Sample Date/Time: 07/06/2012 08:17AM

Report Period: 2012 / 3
Year / Qtr

Well Name: MW-2B

Classification of Groundwater: G-II

Groundwater Elevation (NGVD):

or (MSL): 47.07

Well Purged (Y/N): Y

Well Type:
(X) Background
( ) Detection
( ) Compliance
( ) Other

Storet Code	Parameter Monitored	Sampling Method	Field Filtered (Y/N)	Analysis Method	Analysis Date/Time	* Analysis Result/Units		Detection Limit/Units
32105	Dibromochloromethane	BP	N	8260B	07/16/2012 16:04	<1.0 U	ug/L	1.0 ug/L
77596	Dibromomethane	BP	N	8260B	07/16/2012 16:04	<1.0 U	ug/L	1.0 ug/L
34704	cis-1,3-Dichloropropene	BP	N	8260B	07/16/2012 16:04	<1.0 U	ug/L	1.0 ug/L
32106	Chloroform	BP	N	8260B	07/16/2012 16:04	<1.0 U	ug/L	1.0 ug/L
34418	Chloromethane	BP	N	8260B	07/16/2012 16:04	<2.0 U	ug/L	2.0 ug/L
77093	cis-1,2-Dichloroethene	BP	N	8260B	07/16/2012 16:04	<1.0 U	ug/L	1.0 ug/L
00010	Field Temperature	BP	N	Field Sampling	07/06/2012 08:17	23.4	Degrees C	-
82078	Field Turbidity	BP	N	Field Sampling	07/06/2012 08:17	6.69	NTU	-
082545	Groundwater Elevation	BP	N	Field Sampling	07/06/2012 08:17	47.07	ft/msl	-
000094	Field Conductivity	BP	N	Field Sampling	07/06/2012 08:17	153	umhos/cm	-
000299	Field Dissolved Oxygen	BP	N	Field Sampling	07/06/2012 08:17	0.1	mg/L	-
000406	Field pH	BP	N	Field Sampling	07/06/2012 08:17	7.76	SU	-
00080	Color	BP	N	SM 2120B	07/07/2012 14:23	<5.0 U	PCU	5.0 PCU
70300	Total Dissolved Solids	BP	N	SM 2540C	07/10/2012 10:26	80	mg/L	10 mg/L

* Attach Laboratory Reports

PART III ANALYTICAL RESULTS

Facility GMS#:

Test Site ID #: 19868

Sample Date/Time: 07/06/2012 07:40AM

Report Period: 2012 / 3
Year / Qtr

Well Name: MW-8R

Classification of Groundwater: G-II

Groundwater Elevation (NGVD):

or (MSL): 49.54

Well Purged (Y/N): Y

Well Type:
(X) Background
( ) Detection
( ) Compliance
( ) Other

Storet Code	Parameter Monitored	Sampling Method	Field Filtered (Y/N)	Analysis Method	Analysis Date/Time	* Analysis Result/Units		Detection Limit/Units	
00620	Nitrate as N	SP	N	300.0	07/07/2012 15:01	1.8	mg/L	0.50	mg/L
00940	Chloride	SP	N	300.0	07/07/2012 15:01	4.5	mg/L	3.0	mg/L
000610	Ammonia as N	SP	N	350.1	07/09/2012 13:52	0.067 I V	mg/L	0.10	mg/L
77651	1,2-Dibromoethane	SP	N	504.1	07/17/2012 02:13	<0.020 U	ug/L	0.020	ug/L
38437	1,2-Dibromo-3-Chloropropane	SP	N	504.1	07/17/2012 02:13	<0.020 U	ug/L	0.020	ug/L
001087	Vanadium	SP	N	6010B	07/10/2012 17:32	2.0 I	ug/L	10	ug/L
000929	Sodium	SP	N	6010B	07/10/2012 17:32	16	mg/L	1.0	mg/L
001077	Silver	SP	N	6010B	07/10/2012 17:32	<10 U	ug/L	10	ug/L
001092	Zinc	SP	N	6010B	07/10/2012 17:32	19 I	ug/L	20	ug/L
001007	Barium	SP	N	6010B	07/10/2012 17:32	18	ug/L	10	ug/L
001055	Manganese	SP	N	6010B	07/10/2012 17:32	5.1 I	ug/L	10	ug/L
001105	Aluminum	SP	N	6010B	07/10/2012 17:32	1000	ug/L	100	ug/L
001147	Selenium	SP	N	6010B	07/10/2012 17:32	<15 U	ug/L	15	ug/L
001037	Cobalt	SP	N	6010B	07/10/2012 17:32	<10 U	ug/L	10	ug/L
001034	Chromium	SP	N	6010B	07/10/2012 17:32	2.9 I	ug/L	10	ug/L
001027	Cadmium	SP	N	6010B	07/10/2012 17:32	<5.0 U	ug/L	5.0	ug/L
001042	Copper	SP	N	6010B	07/10/2012 17:32	6.4 I	ug/L	15	ug/L
001067	Nickel	SP	N	6010B	07/10/2012 17:32	<40 U	ug/L	40	ug/L
001051	Lead	SP	N	6010B	07/10/2012 17:32	<9.0 U	ug/L	9.0	ug/L
001045	Iron	SP	N	6010B	07/10/2012 17:32	650	ug/L	100	ug/L
001059	Thallium	SP	N	6020	07/12/2012 03:08	0.058 I	ug/L	1.0	ug/L
001012	Beryllium	SP	N	6020	07/13/2012 02:47	<1.0 U	ug/L	1.0	ug/L
001097	Antimony	SP	N	6020	07/12/2012 03:08	2.8	ug/L	2.0	ug/L
001002	Arsenic	SP	N	6020	07/12/2012 03:08	0.92 I	ug/L	5.0	ug/L
71900	Mercury	SP	N	7470A	07/10/2012 16:49	<0.20 U	ug/L	0.20	ug/L
32106	Chloroform	SP	N	8260B	07/16/2012 16:23	<1.0 U	ug/L	1.0	ug/L
34488	Trichlorofluoromethane	SP	N	8260B	07/16/2012 16:23	<2.0 U	ug/L	2.0	ug/L
77057	Vinyl acetate	SP	N	8260B	07/16/2012 16:23	<3.0 U	ug/L	3.0	ug/L
39175	Vinyl chloride	SP	N	8260B	07/16/2012 16:23	<1.0 U	ug/L	1.0	ug/L
32102	Carbon tetrachloride	SP	N	8260B	07/16/2012 16:23	<1.0 U	ug/L	1.0	ug/L
81551	Xylenes (total)	SP	N	8260B	07/16/2012 16:23	<2.0 U	ug/L	2.0	ug/L
34301	Chlorobenzene	SP	N	8260B	07/16/2012 16:23	<1.0 U	ug/L	1.0	ug/L

* Attach Laboratory Reports

PART III ANALYTICAL RESULTS

Facility GMS#:

Test Site ID #: 19868

Sample Date/Time: 07/06/2012 07:40AM

Report Period: 2012 / 3
Year / Qtr

Well Name: MW-8R

Classification of Groundwater: G-II

Groundwater Elevation (NGVD):

or (MSL): 49.54

Well Purged (Y/N): Y

Well Type:
(X) Background
( ) Detection
( ) Compliance
( ) Other

Storet Code	Parameter Monitored	Sampling Method	Field Filtered (Y/N)	Analysis Method	Analysis Date/Time	* Analysis Result/Units	Detection Limit/Units
34413	Bromomethane	SP	N	8260B	07/16/2012 16:23	<2.0 U ug/L	2.0 ug/L
77041	Carbon disulfide	SP	N	8260B	07/16/2012 16:23	0.75 I ug/L	2.0 ug/L
39180	Trichloroethene	SP	N	8260B	07/16/2012 16:23	<1.0 U ug/L	1.0 ug/L
32105	Dibromochloromethane	SP	N	8260B	07/16/2012 16:23	<1.0 U ug/L	1.0 ug/L
34371	Ethylbenzene	SP	N	8260B	07/16/2012 16:23	<1.0 U ug/L	1.0 ug/L
77596	Dibromomethane	SP	N	8260B	07/16/2012 16:23	<1.0 U ug/L	1.0 ug/L
34418	Chloromethane	SP	N	8260B	07/16/2012 16:23	<2.0 U ug/L	2.0 ug/L
34311	Chloroethane	SP	N	8260B	07/16/2012 16:23	<2.0 U ug/L	2.0 ug/L
34704	cis-1,3-Dichloropropene	SP	N	8260B	07/16/2012 16:23	<1.0 U ug/L	1.0 ug/L
77093	cis-1,2-Dichloroethene	SP	N	8260B	07/16/2012 16:23	<1.0 U ug/L	1.0 ug/L
77424	Iodomethane	SP	N	8260B	07/16/2012 16:23	<1.0 U ug/L	1.0 ug/L
34546	trans-1,2-Dichloroethene	SP	N	8260B	07/16/2012 16:23	<1.0 U ug/L	1.0 ug/L
34010	Toluene	SP	N	8260B	07/16/2012 16:23	<1.0 U J3 ug/L	1.0 ug/L
49263	trans-1,4-Dichloro-2-butene	SP	N	8260B	07/16/2012 16:23	<3.0 U ug/L	3.0 ug/L
34699	trans-1,3-Dichloropropene	SP	N	8260B	07/16/2012 16:23	<3.0 U ug/L	3.0 ug/L
77128	Styrene	SP	N	8260B	07/16/2012 16:23	<1.0 U ug/L	1.0 ug/L
34423	Methylene Chloride	SP	N	8260B	07/16/2012 16:23	<2.0 U ug/L	2.0 ug/L
34475	Tetrachloroethene	SP	N	8260B	07/16/2012 16:23	<1.0 U ug/L	1.0 ug/L
77103	2-Hexanone	SP	N	8260B	07/16/2012 16:23	<5.0 U ug/L	5.0 ug/L
34501	1,1-Dichloroethene	SP	N	8260B	07/16/2012 16:23	<1.0 U ug/L	1.0 ug/L
81552	Acetone	SP	N	8260B	07/16/2012 16:23	<20 U ug/L	20 ug/L
81596	4-Methyl-2-pentanone (MIBK)	SP	N	8260B	07/16/2012 16:23	<5.0 U ug/L	5.0 ug/L
34571	1,4-Dichlorobenzene	SP	N	8260B	07/16/2012 16:23	<1.0 U ug/L	1.0 ug/L
34536	1,2-Dichlorobenzene	SP	N	8260B	07/16/2012 16:23	<1.0 U ug/L	1.0 ug/L
77443	1,2,3-Trichloropropane	SP	N	8260B	07/16/2012 16:23	<2.5 U ug/L	2.5 ug/L
34541	1,2-Dichloropropane	SP	N	8260B	07/16/2012 16:23	<1.0 U ug/L	1.0 ug/L
34531	1,2-Dichloroethane	SP	N	8260B	07/16/2012 16:23	<1.0 U ug/L	1.0 ug/L
34516	1,1,2,2-Tetrachloroethane	SP	N	8260B	07/16/2012 16:23	<1.0 U ug/L	1.0 ug/L
34511	1,1,2-Trichloroethane	SP	N	8260B	07/16/2012 16:23	<1.0 U ug/L	1.0 ug/L
34506	1,1,1-Trichloroethane	SP	N	8260B	07/16/2012 16:23	<1.0 U ug/L	1.0 ug/L
81595	2-Butanone (MEK)	SP	N	8260B	07/16/2012 16:23	<6.0 U ug/L	6.0 ug/L
77562	1,1,1,2-Tetrachloroethane	SP	N	8260B	07/16/2012 16:23	<1.0 U ug/L	1.0 ug/L

* Attach Laboratory Reports

PART III ANALYTICAL RESULTS

Facility GMS#:

Test Site ID #: 19868

Sample Date/Time: 07/06/2012 07:40AM

Report Period: 2012 / 3
Year / Qtr

Well Name: MW-8R

Classification of Groundwater: G-II

Groundwater Elevation (NGVD):

or (MSL): 49.54

Well Purged (Y/N): Y

Well Type:
(X) Background
( ) Detection
( ) Compliance
( ) Other

Storet Code	Parameter Monitored	Sampling Method	Field Filtered (Y/N)	Analysis Method	Analysis Date/Time	* Analysis Result/Units		Detection Limit/Units
34496	1,1-Dichloroethane	SP	N	8260B	07/16/2012 16:23	<1.0 U	ug/L	1.0 ug/L
78124	Benzene	SP	N	8260B	07/16/2012 16:23	<1.0 U	ug/L	1.0 ug/L
34215	Acrylonitrile	SP	N	8260B	07/16/2012 16:23	<20 U	ug/L	20 ug/L
73085	Bromochloromethane	SP	N	8260B	07/16/2012 16:23	<1.0 U	ug/L	1.0 ug/L
32104	Bromoform	SP	N	8260B	07/16/2012 16:23	<1.0 U	ug/L	1.0 ug/L
32101	Bromodichloromethane	SP	N	8260B	07/16/2012 16:23	<1.0 U	ug/L	1.0 ug/L
00010	Field Temperature	SP	N	Field Sampling	07/06/2012 07:40	22.6	Degrees C	-
000406	Field pH	SP	N	Field Sampling	07/06/2012 07:40	6.84	SU	-
000094	Field Conductivity	SP	N	Field Sampling	07/06/2012 07:40	191	umhos/cm	-
000299	Field Dissolved Oxygen	SP	N	Field Sampling	07/06/2012 07:40	2.2	mg/L	-
082545	Groundwater Elevation	SP	N	Field Sampling	07/06/2012 07:40	49.54	ft/msl	-
82078	Field Turbidity	SP	N	Field Sampling	07/06/2012 07:40	3.83	NTU	-
00080	Color	SP	N	SM 2120B	07/07/2012 14:23	<5.0 U	PCU	5.0 PCU
70300	Total Dissolved Solids	SP	N	SM 2540C	07/10/2012 10:26	110	mg/L	10 mg/L

* Attach Laboratory Reports

PART III ANALYTICAL RESULTS

Facility GMS#: _____

Test Site ID #: _____

Sample Date/Time: 07/06/2012 07:40AM

Report Period: 2012 / 3
Year / Qtr

Well Name: TRIP BLANK1

Classification of Groundwater: G-II

Groundwater Elevation (NGVD): _____

or (MSL): _____

Well Purged (Y/N): N

Well Type:
( ) Background
( ) Detection
( ) Compliance
(X) Other

Storet Code	Parameter Monitored	Sampling Method	Field Filtered (Y/N)	Analysis Method	Analysis Date/Time	* Analysis Result/Units	Detection Limit/Units
34423	Methylene Chloride	Z	N	8260B	07/16/2012 16:41	<2.0 U ug/L	2.0 ug/L
77424	Iodomethane	Z	N	8260B	07/16/2012 16:41	<1.0 U ug/L	1.0 ug/L
34371	Ethylbenzene	Z	N	8260B	07/16/2012 16:41	<1.0 U ug/L	1.0 ug/L
34475	Tetrachloroethene	Z	N	8260B	07/16/2012 16:41	<1.0 U ug/L	1.0 ug/L
77128	Styrene	Z	N	8260B	07/16/2012 16:41	<1.0 U ug/L	1.0 ug/L
34704	cis-1,3-Dichloropropene	Z	N	8260B	07/16/2012 16:41	<1.0 U ug/L	1.0 ug/L
77093	cis-1,2-Dichloroethene	Z	N	8260B	07/16/2012 16:41	<1.0 U ug/L	1.0 ug/L
34418	Chloromethane	Z	N	8260B	07/16/2012 16:41	<2.0 U ug/L	2.0 ug/L
77596	Dibromomethane	Z	N	8260B	07/16/2012 16:41	<1.0 U ug/L	1.0 ug/L
32105	Dibromochloromethane	Z	N	8260B	07/16/2012 16:41	<1.0 U ug/L	1.0 ug/L
81551	Xylenes (total)	Z	N	8260B	07/16/2012 16:41	<2.0 U ug/L	2.0 ug/L
39175	Vinyl chloride	Z	N	8260B	07/16/2012 16:41	<1.0 U ug/L	1.0 ug/L
77057	Vinyl acetate	Z	N	8260B	07/16/2012 16:41	<3.0 U ug/L	3.0 ug/L
77562	1,1,1,2-Tetrachloroethane	Z	N	8260B	07/16/2012 16:41	<1.0 U ug/L	1.0 ug/L
34506	1,1,1-Trichloroethane	Z	N	8260B	07/16/2012 16:41	<1.0 U ug/L	1.0 ug/L
34516	1,1,2,2-Tetrachloroethane	Z	N	8260B	07/16/2012 16:41	<1.0 U ug/L	1.0 ug/L
34699	trans-1,3-Dichloropropene	Z	N	8260B	07/16/2012 16:41	<3.0 U ug/L	3.0 ug/L
34546	trans-1,2-Dichloroethene	Z	N	8260B	07/16/2012 16:41	<1.0 U ug/L	1.0 ug/L
34010	Toluene	Z	N	8260B	07/16/2012 16:41	<1.0 U J3 ug/L	1.0 ug/L
34488	Trichlorofluoromethane	Z	N	8260B	07/16/2012 16:41	<2.0 U ug/L	2.0 ug/L
39180	Trichloroethene	Z	N	8260B	07/16/2012 16:41	<1.0 U ug/L	1.0 ug/L
49263	trans-1,4-Dichloro-2-butene	Z	N	8260B	07/16/2012 16:41	<3.0 U ug/L	3.0 ug/L
32106	Chloroform	Z	N	8260B	07/16/2012 16:41	<1.0 U ug/L	1.0 ug/L
34571	1,4-Dichlorobenzene	Z	N	8260B	07/16/2012 16:41	<1.0 U ug/L	1.0 ug/L
34541	1,2-Dichloropropane	Z	N	8260B	07/16/2012 16:41	<1.0 U ug/L	1.0 ug/L
34531	1,2-Dichloroethane	Z	N	8260B	07/16/2012 16:41	<1.0 U ug/L	1.0 ug/L
77103	2-Hexanone	Z	N	8260B	07/16/2012 16:41	<5.0 U ug/L	5.0 ug/L
81595	2-Butanone (MEK)	Z	N	8260B	07/16/2012 16:41	<6.0 U ug/L	6.0 ug/L
34501	1,1-Dichloroethene	Z	N	8260B	07/16/2012 16:41	<1.0 U ug/L	1.0 ug/L
34496	1,1-Dichloroethane	Z	N	8260B	07/16/2012 16:41	<1.0 U ug/L	1.0 ug/L
34511	1,1,2-Trichloroethane	Z	N	8260B	07/16/2012 16:41	<1.0 U ug/L	1.0 ug/L
34536	1,2-Dichlorobenzene	Z	N	8260B	07/16/2012 16:41	<1.0 U ug/L	1.0 ug/L

* Attach Laboratory Reports

PART III ANALYTICAL RESULTS

Facility GMS#:

Test Site ID #:

Sample Date/Time: 07/06/2012 07:40AM

Report Period: 2012 / 3
Year / Qtr

Well Name: TRIP BLANK1

Classification of Groundwater: G-II

Groundwater Elevation (NGVD):

or (MSL):

Well Purged (Y/N): N

Well Type:
( ) Background
( ) Detection
( ) Compliance
(X) Other

Storet Code	Parameter Monitored	Sampling Method	Field Filtered (Y/N)	Analysis Method	Analysis Date/Time	* Analysis Result/Units	Detection Limit/Units
77443	1,2,3-Trichloropropane	Z	N	8260B	07/16/2012 16:41	<2.5 U ug/L	2.5 ug/L
77041	Carbon disulfide	Z	N	8260B	07/16/2012 16:41	<2.0 U ug/L	2.0 ug/L
34413	Bromomethane	Z	N	8260B	07/16/2012 16:41	<2.0 U ug/L	2.0 ug/L
32104	Bromoform	Z	N	8260B	07/16/2012 16:41	<1.0 U ug/L	1.0 ug/L
34311	Chloroethane	Z	N	8260B	07/16/2012 16:41	<2.0 U ug/L	2.0 ug/L
34301	Chlorobenzene	Z	N	8260B	07/16/2012 16:41	<1.0 U ug/L	1.0 ug/L
32102	Carbon tetrachloride	Z	N	8260B	07/16/2012 16:41	<1.0 U ug/L	1.0 ug/L
34215	Acrylonitrile	Z	N	8260B	07/16/2012 16:41	<20 U ug/L	20 ug/L
81552	Acetone	Z	N	8260B	07/16/2012 16:41	<20 U ug/L	20 ug/L
81596	4-Methyl-2-pentanone (MIBK)	Z	N	8260B	07/16/2012 16:41	<5.0 U ug/L	5.0 ug/L
32101	Bromodichloromethane	Z	N	8260B	07/16/2012 16:41	<1.0 U ug/L	1.0 ug/L
73085	Bromochloromethane	Z	N	8260B	07/16/2012 16:41	<1.0 U ug/L	1.0 ug/L
78124	Benzene	Z	N	8260B	07/16/2012 16:41	<1.0 U ug/L	1.0 ug/L

* Attach Laboratory Reports

Login Sample Receipt Checklist

Client: Waste Management

Job Number: 280-30751-1

Login Number: 30751

List Source: TestAmerica Denver

List Number: 1

Creator: Lazarte, Noah M

Question	Answer	Comment
Radioactivity either was not measured or, if measured, is at or below background	True	
The cooler's custody seal, if present, is intact.	True	
The cooler or samples do not appear to have been compromised or tampered with.	True	
Samples were received on ice.	True	
Cooler Temperature is acceptable.	True	
Cooler Temperature is recorded.	True	
COC is present.	True	
COC is filled out in ink and legible.	True	
COC is filled out with all pertinent information.	True	
Is the Field Sampler's name present on COC?	True	
There are no discrepancies between the sample IDs on the containers and the COC.	True	
Samples are received within Holding Time.	True	
Sample containers have legible labels.	True	
Containers are not broken or leaking.	True	
Sample collection date/times are provided.	True	
Appropriate sample containers are used.	True	
Sample bottles are completely filled.	True	
Sample Preservation Verified	True	
There is sufficient vol. for all requested analyses, incl. any requested MS/MSDs	True	
VOA sample vials do not have headspace or bubble is <6mm (1/4") in diameter.	True	
If necessary, staff have been informed of any short hold time or quick TAT needs	True	
Multiphasic samples are not present.	True	
Samples do not require splitting or compositing.	True	
Sampling Company provided.	True	
Samples received within 48 hours of sampling.	True	
Samples requiring field filtration have been filtered in the field.	True	
Chlorine Residual checked.	N/A	

Login Sample Receipt Checklist

Client: Waste Management

Job Number: 280-30751-1

Login Number: 30779

List Source: TestAmerica Denver

List Number: 1

Creator: Sanders, Stephanie

Question	Answer	Comment
Radioactivity either was not measured or, if measured, is at or below background	True	
The cooler's custody seal, if present, is intact.	True	
The cooler or samples do not appear to have been compromised or tampered with.	True	
Samples were received on ice.	True	
Cooler Temperature is acceptable.	True	
Cooler Temperature is recorded.	True	
COC is present.	True	
COC is filled out in ink and legible.	True	
COC is filled out with all pertinent information.	True	
Is the Field Sampler's name present on COC?	True	
There are no discrepancies between the sample IDs on the containers and the COC.	True	
Samples are received within Holding Time.	True	
Sample containers have legible labels.	True	
Containers are not broken or leaking.	True	
Sample collection date/times are provided.	True	
Appropriate sample containers are used.	True	
Sample bottles are completely filled.	True	
Sample Preservation Verified	True	
There is sufficient vol. for all requested analyses, incl. any requested MS/MSDs	True	
VOA sample vials do not have headspace or bubble is <6mm (1/4") in diameter.	True	
If necessary, staff have been informed of any short hold time or quick TAT needs	True	
Multiphasic samples are not present.	True	
Samples do not require splitting or compositing.	True	
Sampling Company provided.	True	
Samples received within 48 hours of sampling.	True	
Samples requiring field filtration have been filtered in the field.	True	
Chlorine Residual checked.	N/A	

PROFESSIONAL TECHNICAL SUPPORT SERVICES, INC.

FACILITY NAME: VISTA

PTH TO WATER
EASUREMENTS

DATE: 7-6-12

MONITORING LOCATION	DEPTH TO WATER (ft TOC)
MW-01A	47.37
MW-01B	59.01
MW-2AR	DRY
MW-02B	41.44
MW-03A	45.88
MW-03B	46.03
MW-04A	35.14
MW-04B	35.27
MW-05A	33.18
MW-05B	34.64
MW-06AR	NA-BELOW TOP OF PUMP
MW-06BR	56.27
MW-07A	46.54
MW-07B	60.36
MW-08R	49.87
MW-FL1	46.12
MW-FL2R	38.35

MONITORING LOCATION	DEPTH TO WATER (ft TOC)
MW-FL3	50.69
I.D. ON OUTSIDE OF CASING	
—	MW-1
MW-FL5	BPZ2
MW-10A	BPZ1
MW-12A	BPZ
MW-16B	BPZ
—	MW14B
MW-9	BPZ

WELL CONDITION SUMMARY

Site: VISTA

Personnel: DAN ARMOUR

Date: 7-5-12

Page 2 of 2

Well ID	Protective Casing	Well Casing	Label	Lock	Sample Equipment Type	General Turbidity	Well Yield	Comments/Observations*
MW-06AR	☒ OK ☐ Damaged	☒ OK ☐ Damaged	☒ OK ☐ Inadequate	☒ Yes ☐ No	DEDICATED BLADDER PUMP	☒ Clear ☐ Turbid	☒ OK ☐ Inadequate	
MW-06BR	☒ OK ☐ Damaged	☒ OK ☐ Damaged	☒ OK ☐ Inadequate	☒ Yes ☐ No	"	☒ Clear ☐ Turbid	☒ OK ☐ Inadequate	
MW-07A	☒ OK ☐ Damaged	☒ OK ☐ Damaged	☒ OK ☐ Inadequate	☒ Yes ☐ No	"	☒ Clear ☐ Turbid	☒ OK ☐ Inadequate	
MW-07B	☒ OK ☐ Damaged	☒ OK ☐ Damaged	☒ OK ☐ Inadequate	☒ Yes ☐ No	"	☒ Clear ☐ Turbid	☒ OK ☐ Inadequate	
MW-08R	☒ OK ☐ Damaged	☒ OK ☐ Damaged	☒ OK ☐ Inadequate	☒ Yes ☐ No	SUBMERSIBLE PUMP	☒ Clear ☐ Turbid	☒ OK ☐ Inadequate	SLIGHT BEND IN CASING AT ~10-15' BGS.
MW-FL1	☒ OK ☐ Damaged	☒ OK ☐ Damaged	☒ OK ☐ Inadequate	☒ Yes ☐ No	DEDICATED BLADDER PUMP	☒ Clear ☐ Turbid	☒ OK ☐ Inadequate	
MW-FL2R	☒ OK ☐ Damaged	☒ OK ☐ Damaged	☒ OK ☐ Inadequate	☒ Yes ☐ No	"	☒ Clear ☐ Turbid	☒ OK ☐ Inadequate	
MW-FL3	☒ OK ☐ Damaged	☒ OK ☐ Damaged	☒ OK ☐ Inadequate	☒ Yes ☐ No	"	☒ Clear ☐ Turbid	☒ OK ☐ Inadequate	
	☐ OK ☐ Damaged	☐ OK ☐ Damaged	☐ OK ☐ Inadequate	☐ Yes ☐ No		☐ Clear ☐ Turbid	☐ OK ☐ Inadequate	
	☐ OK ☐ Damaged	☐ OK ☐ Damaged	☐ OK ☐ Inadequate	☐ Yes ☐ No		☐ Clear ☐ Turbid	☐ OK ☐ Inadequate	

* Note ponding water, weep holes, or any other information pertaining to well condition. Provide additional details on listed items.
Return this form to site manager and/or Complaince Manager/Engineer

WELL CONDITION SUMMARY

Site: VISTA

Personnel: DAN ARMOUR

Date: 7-5-12

Page 1 of 2

Well ID	Protective Casing	Well Casing	Label	Lock	Sample Equipment Type	General Turbidity	Well Yield	Comments/Observations*
MW-01A	☒ OK ☐ Damaged	☒ OK ☐ Damaged	☒ OK ☐ Inadequate	☒ Yes ☐ No	DEDICATED BLADDER PUMP	☒ Clear ☐ Turbid	☒ OK ☐ Inadequate	
MW-01B	☒ OK ☐ Damaged	☒ OK ☐ Damaged	☒ OK ☐ Inadequate	☒ Yes ☐ No	"	☒ Clear ☐ Turbid	☒ OK ☐ Inadequate	
MW-2AR	☒ OK ☐ Damaged	☒ OK ☐ Damaged	☒ OK ☐ Inadequate	☒ Yes ☐ No	"	☒ Clear ☐ Turbid	☐ OK ☒ Inadequate	DRY WELL
MW-02B	☒ OK ☐ Damaged	☒ OK ☐ Damaged	☒ OK ☐ Inadequate	☒ Yes ☐ No	"	☒ Clear ☐ Turbid	☒ OK ☐ Inadequate	
MW-03A	☒ OK ☐ Damaged	☒ OK ☐ Damaged	☒ OK ☐ Inadequate	☒ Yes ☐ No	"	☒ Clear ☐ Turbid	☒ OK ☐ Inadequate	
MW-03B	☒ OK ☐ Damaged	☒ OK ☐ Damaged	☒ OK ☐ Inadequate	☒ Yes ☐ No	"	☒ Clear ☐ Turbid	☒ OK ☐ Inadequate	
MW-04A	☒ OK ☐ Damaged	☒ OK ☐ Damaged	☒ OK ☐ Inadequate	☒ Yes ☐ No	"	☒ Clear ☐ Turbid	☒ OK ☐ Inadequate	
MW-04B	☒ OK ☐ Damaged	☒ OK ☐ Damaged	☒ OK ☐ Inadequate	☒ Yes ☐ No	"	☒ Clear ☐ Turbid	☒ OK ☐ Inadequate	
MW-05A	☒ OK ☐ Damaged	☒ OK ☐ Damaged	☒ OK ☐ Inadequate	☒ Yes ☐ No	"	☒ Clear ☐ Turbid	☒ OK ☐ Inadequate	
MW-05B	☒ OK ☐ Damaged	☒ OK ☐ Damaged	☒ OK ☐ Inadequate	☒ Yes ☐ No	"	☒ Clear ☐ Turbid	☒ OK ☐ Inadequate	

* Note ponding water, weep holes, or any other information pertaining to well condition. Provide additional details on listed items.
Return this form to site manager and/or Complaince Manager/Engineer

DEP-SOP-001/01
FT 1000 General Field Testing and Measurement

Form FD 9000-8: FIELD INSTRUMENT CALIBRATION RECORDS

INSTRUMENT (MAKE/MODEL#) HANNA HI 9828 INSTRUMENT # 725490

PARAMETER: *[check only one]*

- ☐ TEMPERATURE
- ☒ CONDUCTIVITY
- ☐ SALINITY
- ☐ pH
- ☐ ORP
- ☐ TURBIDITY
- ☐ RESIDUAL Cl
- ☐ DO
- ☐ OTHER _____

STANDARDS: *[Specify the type(s) of standards used for calibration, the origin of the standards, the standard values, and the date the standards were prepared or purchased]*

Standard A 84 µS/cm PINE ENVIRONMENTAL EXP: DEC 2012

Standard B 1413 µS/cm PINE ENVIRONMENTAL EXP: DEC 2012

Standard C _____

DATE (yy/mm/dd)	TIME (hr:min)	STD (A, B, C)	STD VALUE	INSTRUMENT RESPONSE	%DEV	CALIBRATED (YES, NO)	TYPE (INIT, CONT)	SAMPLER INITIALS
12/07/05	0700	A	84	AUTO CAL	-	Yes	INIT	DKA
12/07/05	0700	B	1413	"	-	Yes	INIT	DKA
12/07/06	0650	A	84	AUTO CAL	-	Yes	CONT	DKA
12/07/06	0650	B	1413	"	-	Yes	CONT	DKA

DEP-SOP-001/01
FT 1000 General Field Testing and Measurement

Form FD 9000-8: FIELD INSTRUMENT CALIBRATION RECORDS

INSTRUMENT (MAKE/MODEL#) HF SCIENTIFIC MICRO TPI INSTRUMENT # 108080

PARAMETER: *[check only one]*

☐ TEMPERATURE ☐ CONDUCTIVITY ☐ SALINITY ☒ pH ☐ ORP
☐ TURBIDITY ☐ RESIDUAL Cl ☐ DO ☒ OTHER _____

STANDARDS: *[Specify the type(s) of standards used for calibration, the origin of the standards, the standard values, and the date the standards were prepared or purchased]*

Standard A 1000 NTU HF SCIENTIFIC LOT # 11014 EXP: OCT 2013
Standard B 10.0 NTU HF SCIENTIFIC LOT # 11013 EXP: OCT 2013
Standard C 0.02 NTU HF SCIENTIFIC LOT # 11004 EXP: OCT 2013

DATE (yy/mm/dd)	TIME (hr:min)	STD (A, B, C)	STD VALUE	INSTRUMENT RESPONSE	% DEV	CALIBRATED (YES, NO)	TYPE (INIT, CONT)	SAMPLER INITIALS
12/07/05	0700	A	1000	AUTO CAL	-	YES	INIT	DSA
|	|	B	10.0	|	-	YES	INIT	DSA
		C	0.02		-	YES	INIT	DSA
12/07/06	0650	A	1000	AUTO CAL	-	YES	CONT	DSA
|	|	B	10.0	|	-	YES	CONT	DSA
		C	0.02		-	YES	CONT	DSA

DEP-SOP-001/01
FT 1000 General Field Testing and Measurement

Form FD 9000-8: FIELD INSTRUMENT CALIBRATION RECORDS

INSTRUMENT (MAKE/MODEL#) HANNA HI 9828 INSTRUMENT # 725490

PARAMETER: *[check only one]*

☐ TEMPERATURE ☐ CONDUCTIVITY ☐ SALINITY ☒ pH ☐ ORP
☐ TURBIDITY ☐ RESIDUAL Cl ☐ DO ☐ OTHER _____

STANDARDS: *[Specify the type(s) of standards used for calibration, the origin of the standards, the standard values, and the date the standards were prepared or purchased]*

Standard A HANNA CAL SOLUTION 7.01 (std) EXP: 04/2013
Standard B HANNA CAL SOLUTION 4.01 (std) EXP: 04/2013
Standard C HANNA CAL SOLUTION 10.01 (std) EXP: 04/2013

DATE (YY/MM/DD)	TIME (HH:MM)	STD (A, B, C)	STD VALUE	INSTRUMENT RESPONSE	% DEV	CALIBRATED (YES/NO)	TYPE (INIT/CONT)	SAMPLER INITIALS
12/07/06	0700	A	7.01	AUTO CAL	-	YES	INIT	DGA
|	|	B	4.01	"	-	YES	INIT	DGA
		C	10.01	"	-	YES	INIT	DGA
12/07/06	0630	A	7.01	AUTO CAL	-	YES	CONT	DGA
|	|	B	4.01	"	-	YES	CONT	DGA
		C	10.01	"	-	YES	CONT	DGA

DEP-SOP-001/01
FT 1000 General Field Testing and Measurement

Form FD 9000-8: FIELD INSTRUMENT CALIBRATION RECORDS

INSTRUMENT (MAKE/MODEL#) HANNA HI 9828 INSTRUMENT # 725490

PARAMETER: *[check only one]*

- ☐ TEMPERATURE
- ☐ CONDUCTIVITY
- ☐ SALINITY
- ☐ pH
- ☐ ORP
- ☐ TURBIDITY
- ☐ RESIDUAL Cl
- ☒ DO
- ☐ OTHER _____

STANDARDS: *[Specify the type(s) of standards used for calibration, the origin of the standards, the standard values, and the date the standards were prepared or purchased]*

Standard A SATURATED AIR

Standard B _____

Standard C _____

DATE (yyyymmdd)	TIME (hrmm)	STD (A, B, C)	STD VALUE	INSTRUMENT RESPONSE	% DEV	CALIBRATED (YES, NO)	TYPE (INIT, CONT)	SAMPLER INITIALS
12/08/05	0700	A	8.482	8.40	0.08	YES	INIT	DGA
12/09/06	0630	A	8.514	8.42	0.09	YES	CONT	DGA

Table FS 2200-2
Dissolved Oxygen Saturation

TEMP	D.O.	mg/L	TEMP	D.O.	mg/L	TEMP	D.O.	mg/L	TEMP	D.O.	mg/L
deg C	SAT.	20%	deg C	SAT.	20%	deg C	SAT.	20%	deg C	SAT.	20%
15.0	10.084	2.017	19.0	9.276	1.855	23.0	8.578	1.716	27.0	7.968	1.594
15.1	10.062	2.012	19.1	9.258	1.852	23.1	8.562	1.712	27.1	7.954	1.591
15.2	10.040	2.008	19.2	9.239	1.848	23.2	8.546	1.709	27.2	7.940	1.588
15.3	10.019	2.004	19.3	9.220	1.844	23.3	8.530	1.706	27.3	7.926	1.585
15.4	9.997	1.999	19.4	9.202	1.840	23.4	8.514	1.703	27.4	7.912	1.582
15.5	9.976	1.995	19.5	9.184	1.837	23.5	8.498	1.700	27.5	7.898	1.580
15.6	9.955	1.991	19.6	9.165	1.833	23.6	8.482	1.696	27.6	7.884	1.577
15.7	9.934	1.987	19.7	9.147	1.829	23.7	8.466	1.693	27.7	7.870	1.574
15.8	9.912	1.982	19.8	9.129	1.826	23.8	8.450	1.690	27.8	7.856	1.571
15.9	9.891	1.978	19.9	9.111	1.822	23.9	8.434	1.687	27.9	7.842	1.568
16.0	9.870	1.974	20.0	9.092	1.818	24.0	8.418	1.684	28.0	7.828	1.566
16.1	9.849	1.970	20.1	9.074	1.815	24.1	8.403	1.681	28.1	7.814	1.563
16.2	9.829	1.966	20.2	9.056	1.811	24.2	8.387	1.677	28.2	7.800	1.560
16.3	9.808	1.962	20.3	9.039	1.808	24.3	8.371	1.674	28.3	7.786	1.557
16.4	9.787	1.957	20.4	9.021	1.804	24.4	8.356	1.671	28.4	7.773	1.555
16.5	9.767	1.953	20.5	9.003	1.801	24.5	8.340	1.668	28.5	7.759	1.552
16.6	9.746	1.949	20.6	8.985	1.797	24.6	8.325	1.665	28.6	7.745	1.549
16.7	9.726	1.945	20.7	8.968	1.794	24.7	8.309	1.662	28.7	7.732	1.546
16.8	9.705	1.941	20.8	8.950	1.790	24.8	8.294	1.659	28.8	7.718	1.544
16.9	9.685	1.937	20.9	8.932	1.786	24.9	8.279	1.656	28.9	7.705	1.541
17.0	9.665	1.933	21.0	8.915	1.783	25.0	8.263	1.653	29.0	7.691	1.538
17.1	9.645	1.929	21.1	8.898	1.780	25.1	8.248	1.650	29.1	7.678	1.536
17.2	9.625	1.925	21.2	8.880	1.776	25.2	8.233	1.647	29.2	7.664	1.533
17.3	9.605	1.921	21.3	8.863	1.773	25.3	8.218	1.644	29.3	7.651	1.530
17.4	9.585	1.917	21.4	8.846	1.769	25.4	8.203	1.641	29.4	7.638	1.528
17.5	9.565	1.913	21.5	8.829	1.766	25.5	8.188	1.638	29.5	7.625	1.525
17.6	9.545	1.909	21.6	8.812	1.762	25.6	8.173	1.635	29.6	7.611	1.522
17.7	9.526	1.905	21.7	8.794	1.759	25.7	8.158	1.632	29.7	7.598	1.520
17.8	9.506	1.901	21.8	8.777	1.755	25.8	8.143	1.629	29.8	7.585	1.517
17.9	9.486	1.897	21.9	8.761	1.752	25.9	8.128	1.626	29.9	7.572	1.514
18.0	9.467	1.893	22.0	8.744	1.749	26.0	8.114	1.623	30.0	7.559	1.512
18.1	9.448	1.890	22.1	8.727	1.745	26.1	8.099	1.620	30.1	7.546	1.509
18.2	9.428	1.886	22.2	8.710	1.742	26.2	8.084	1.617	30.2	7.533	1.507
18.3	9.409	1.882	22.3	8.693	1.739	26.3	8.070	1.614	30.3	7.520	1.504
18.4	9.390	1.878	22.4	8.677	1.735	26.4	8.055	1.611	30.4	7.507	1.501
18.5	9.371	1.874	22.5	8.660	1.732	26.5	8.040	1.608	30.5	7.494	1.499
18.6	9.352	1.870	22.6	8.644	1.729	26.6	8.026	1.605	30.6	7.481	1.496
18.7	9.333	1.867	22.7	8.627	1.725	26.7	8.012	1.602	30.7	7.468	1.494
18.8	9.314	1.863	22.8	8.611	1.722	26.8	7.997	1.599	30.8	7.456	1.491
18.9	9.295	1.859	22.9	8.595	1.719	26.9	7.983	1.597	30.9	7.443	1.489

Derived using the formula in Standard Methods for the Examination of Water and Wastewater, Page 4-101, 18th Edition, 1992

APPENDIX B

COMPACT DISK CONTAINING REPORT IN .PDF FORMAT AND ADaPT FILE