



MANATEE COUNTY
FLORIDA

Dept. of Environmental
Protection

October 1, 2009

Susan J. Pelz, P.E.
Department of Environmental Protection
Southwest District Office
13051 North Telecom Parkway
Temple Terrace, Florida 33637-0926

APR 07 2010

Southwest District

Re: Lena Road Landfill Annual Waste Tire Report
Waste Tire Permit #126654-003-WT/02

Dear Ms. Pelz:

Enclosed please find the above referenced report. The time frame of the report is from October 1, 2008 through September 30, 2009.

If you should have any questions or require further information regarding the report, please contact me at 941-798-6760.

Sincerely,

Jeanne' Detweiler
Fiscal Analyst

Enclosures - 1

jd

cc: Daniel T. Gray, Director, Utilities Department
Mike Gore, Solid Waste Operations Manager
Joe Miller, PBS&J

Office of the County Administrator
Mailing Address: P. O. Box 1000 Street Address: 1112 Manatee Avenue West, Bradenton, FL 34206-1000
WEB: www.myanatee.org * PHONE: 941.745.3717 * FAX: 941.745.3790



Department of Environmental Protection

DEP Form # 62-701.900(21)
Waste Tire Processing Facility
Form Title <u>Quarterly Report</u>
Effective Date <u>3/22/00</u>
DEP Application No. _____ (Filled in by DEP)

Waste Tire Processing Facility Quarterly Report

Pursuant to Rule 62-711.530, Florida Administrative Code, the owner or operator of a waste tire processing facility shall submit the following information to the Department quarterly.

Quarter covered by this report First Quarter 2010 (First quarter begins on January 1 of any given year)

- Facility name: Manatee County Solid Waste Management Facility - Manatee County Utilities Dept.
- Facility mailing address: 3333 Lena Road
City: Bradenton County: Fl Zip: 34211
- Facility permit number: 126654-003-WT/02
- Facility telephone number (941) 748-5543
- Authorized person preparing report: Jeanne' Detweiler
- Affiliation with facility: Fiscal Analyst
- Telephone number (if different from above): (941) 798-6760
- Activity: Report in tons

FLORIDA DEPARTMENT OF ENVIRONMENTAL PROTECTION

APR 07 2010

SOUTHWEST DISTRICT TAMPA

	Beginning Inventory	Received	Processed	Consumed	Removed	Adjustments	Ending Inventory
Used Tires	466.69				462.3		4.39
Other whole Tires							
Processed tires							
Processing Waste							
Other							
Total	466.69				462.3		4.39

- Explain all inventory adjustments. _____
- List any period in which one or more category of inventory exceeded the permitted maximum for that category. How was that condition relieved? _____

For any excess inventory at the end of the quarter, state how and when this condition will be relieved. Attach Additional sheets, if necessary.

9. Certification:

To the best of my knowledge and belief, I certify the information provided in this report is true, accurate, and complete.

Jeanne' Detweiler, Fiscal Analyst
Print Name of Authorized Agent

Jeanne' Detweiler
Signature of Authorized Agent

April 6, 2010
Date

Mail complete form to the appropriate district office

Northwest District
160 Governmental Center
Pensacola, FL 32501-5794
850-595-8360

Northeast District
7825 Baymeadows Way, Ste. 200 B
Jacksonville, FL 32256-7590
904-448-4300

Central District
3319 Maguire Blvd., Ste. 232
Orlando, FL 32803-3767
407-894-7555

Southwest District
3804 Coconut Palm Dr.
Tampa, FL 33619
813-744-6100

South District
2295 Victoria Ave., Ste. 364
Fort Myers, FL 33902-2549
941-332-6975

Southeast District
400 North Congress Ave.
West Palm Beach, FL 33401
561-681-6600



185748
MANATEE COUNTY
GOVERNMENT
Utility Operations Department

April 5, 2007

John Morris, P.G., Solid Waste Section
Florida Department of Environmental Protection
Southwest District
13051 North Telecom Parkway
Temple Terrace, Florida 33637-0926

FLORIDA DEPARTMENT OF
ENVIRONMENTAL PROTECTION
APR 09 2007
SOUTHWEST DISTRICT
TAMPA

RE: Waste Tire Processing Facility Quarterly Report
First Quarter – 2007

Dear Mr. Morris:

Enclosed is the above referenced report for the period of January 1, 2007 to March 31, 2007. The supporting reports are generated from scale house data. Only pertinent information from the report is included with the waste tire report. This data includes Tires In, Tires Out, Illegal Dumping – Tires. They are defined as follows:

- **Illegally Dumped – Tires:** Tires illegally dumped within Manatee County then subsequently picked up and delivered to the Landfill by various public agencies.
- **Tires Out:** Tires which are removed from the waste tire storage area by the County's contracted vendor for processing.
- **Tires In:** Tires delivered to the Landfill by the general public.

All tires delivered to the Landfill are stockpiled and subsequently removed from the site. No processing or consumption of tires occurs at the Landfill. Therefore, processed, adjusted, and consumed tires have been recorded as zero. All other tire categories have been entered where appropriate. All tires recorded for this report are considered used tires.

If you have any questions or need additional information, please contact Jeanne' Detweiler at 941-708-8560.

Sincerely,


Gus DiFonzo

Solid Waste Division Manager

jd

Enclosure: 1

cc: Daniel T. Gray, Director, Utility Operations Department
C. Michael Gore, Landfill Superintendent
Jeanne' Detweiler, Fiscal Management Analyst I



Department of Environmental Protection

DEP Form # 62-701.900(21)
Waste Tire Processing Facility
Form Title <u>Quarterly Report</u>
Effective Date <u>3/22/00</u>
DEP Application No. _____ (Filled in by DEP)

Waste Tire Processing Facility Quarterly Report

Pursuant to Rule 62-711.530, Florida Administrative Code, the owner or operator of a waste tire processing facility shall submit the following information to the Department quarterly.

Quarter covered by this report First Quarter 2007 (First quarter begins on January 1 of any given year)

- Facility name: Lena Road Landfill - Manatee County Utility Operations Department
- Facility mailing address: 3333 Lena Road
City: Bradenton County: Manatee Zip: 34211
- Facility permit number: 126654-WT
- Facility telephone number (941) 748-5543
- Authorized person preparing report: Jeanne' Detweiler
- Affiliation with facility: Fiscal Management Analyst I
- Telephone number (if different from above): (941) 708-8560
- Activity: Report in tons

FLORIDA DEPARTMENT OF ENVIRONMENTAL PROTECTION
 APR 09 2007
 SOUTHWEST DISTRICT TAMPA

	Beginning Inventory	Received	Processed	Consumed	Removed	Adjustments	Ending Inventory
Used Tires	1492.19	507.72			388		1611.91
Other whole Tires							
Processed tires							
Processing Waste							
Other							
Total	1492.19	507.72			388		1611.91

- Explain all inventory adjustments. _____
- List any period in which one or more category of inventory exceeded the permitted maximum for that category. How was that condition relieved?

For any excess inventory at the end of the quarter, state how and when this condition will be relieved. Attach Additional sheets, if necessary.

9. Certification:

To the best of my knowledge and belief, I certify the information provided in this report is true, accurate, and complete.

Gus A. DiFonzo, Solid Waste Manager *M. Li-Fong* 4/5/07
 Print Name of Authorized Agent Signature of Authorized Agent Date

Mail complete form to the appropriate district office

Northwest District
160 Governmental Center
Pensacola, FL 32501-5794
850-595-8360

Northeast District
7825 Baymeadows Way, Ste. 200 B
Jacksonville, FL 32256-7590
904-448-4300

Central District
3319 Maguire Blvd., Ste. 232
Orlando, FL 32803-3767
407-894-7555

Southwest District
3804 Coconut Palm Dr.
Tampa, FL 33619
813-744-6100

South District
2295 Victoria Ave., Ste. 364
Fort Myers, FL 33902-2549
941-332-6975

Southeast District
400 North Congress Ave.
West Palm Beach, FL 33401
561-681-6600



185748
**MANATEE COUNTY
GOVERNMENT**
Utility Operations Department

January 2, 2007

John Morris, P.G., Solid Waste Section
Florida Department of Environmental Protection
Southwest District
13051 North Telecom Parkway
Temple Terrace, Florida 33637-0926

Dept. of Environmental
Protection

JAN 08 2007

RE: Waste Tire Processing Facility Quarterly Report
Fourth Quarter – 2006

Southwest District

Dear Mr. Morris:

Enclosed is the above referenced report for the period of October 1, 2006 to December 31, 2006. The supporting reports are generated from scale house data. Only pertinent information from the report is included with the waste tire report. This data includes Tires In, Tires Out, Illegal Dumping – Tires. They are defined as follows:

- **Illegally Dumped – Tires:** Tires illegally dumped within Manatee County then subsequently picked up and delivered to the Landfill by various public agencies.
- **Tires Out:** Tires which are removed from the waste tire storage area by the County's contracted vendor for processing.
- **Tires In:** Tires delivered to the Landfill by the general public.

All tires delivered to the Landfill are stockpiled and subsequently removed from the site. No processing or consumption of tires occurs at the Landfill. Therefore, processed, adjusted, and consumed tires have been recorded as zero. All other tire categories have been entered where appropriate. All tires recorded for this report are considered used tires.

If you have any questions or need additional information, please contact Jeanne' Detweiler at 941-708-8560.

Sincerely,

Gus DiFonzo
Solid Waste Division Manager

jd

Enclosure: 1

cc: Daniel T. Gray, Director, Utility Operations Department
C. Michael Gore, Landfill Superintendent
Jeanne' Detweiler, Fiscal Management Analyst I



Department of Environmental Protection

DEP Form # 62-701.900(21)
Waste Tire Processing Facility
Form Title <u>Quarterly Report</u>
Effective Date <u>3/22/00</u>
DEP Application No. _____ (Filled in by DEP)

Waste Tire Processing Facility Quarterly Report

Pursuant to Rule 62-711.530, Florida Administrative Code, the owner or operator of a waste tire processing facility shall submit the following information to the Department quarterly.

Quarter covered by this report Fourth Quarter 2006 (First quarter begins on January 1 of any given year)

- Facility name: Lena Road Landfill - Manatee County Utility Operations Department
- Facility mailing address: 3333 Lena Road
City: Bradenton County: Manatee Zip: 34211
- Facility permit number: 126654-WT
- Facility telephone number (941) 748-5543
- Authorized person preparing report: Jeanne' Detweiler
- Affiliation with facility: Fiscal Management Analyst I
- Telephone number (if different from above): (941) 708-8560
- Activity: Report in tons

Dept. of Environmental Protection
JAN 08 2007
Southwest District

	Beginning Inventory	Received	Processed	Consumed	Removed	Adjustments	Ending Inventory
Used Tires	1489.85	183.04			180.7		1492.19
Other whole Tires							
Processed tires							
Processing Waste							
Other							
Total	1489.85	183.04			180.7		1492.19

- Explain all inventory adjustments. _____
- List any period in which one or more category of inventory exceeded the permitted maximum for that category. How was that condition relieved?

For any excess inventory at the end of the quarter, state how and when this condition will be relieved. Attach Additional sheets, if necessary.

9. Certification:

To the best of my knowledge and belief, I certify the information provided in this report is true, accurate, and complete.

Gus A. DiFonzo, Solid Waste Manager
Print Name of Authorized Agent

G. A. DiFonzo
Signature of Authorized Agent

1/8/07
Date

Mail complete form to the appropriate district office

Northwest District
160 Governmental Center
Pensacola, FL 32501-5794
850-595-8360

Northeast District
7825 Baymeadows Way, Ste. 200 B
Jacksonville, FL 32256-7590
904-448-4300

Central District
3319 Maguire Blvd., Ste. 232
Orlando, FL 32803-3767
407-894-7555

Southwest District
3804 Coconut Palm Dr.
Tampa, FL 33619
813-744-6100

South District
2295 Victoria Ave., Ste. 364
Fort Myers, FL 33902-2549
941-332-6975

Southeast District
400 North Congress Ave.
West Palm Beach, FL 33401
561-681-6600



MANATEE COUNTY
GOVERNMENT
Utility Operations Department

185748 SWD

September 6, 2006

John Morris, P.G., Solid Waste Section
Florida Department of Environmental Protection
Southwest District
13051 North Telecom Parkway
Temple Terrace, Florida 33637-0926

Dept of Environment
Protection
OCT 06 2006
Southwest District
Waste
TIRE
Reports

RE: Waste Tire Processing Facility Quarterly Report
Third Quarter – 2006

Dear Mr. Morris:

Enclosed is the above referenced report for the period of July 1, 2006 to September 30, 2006. The supporting reports are generated from scale house data. Only pertinent information from the report is included with the waste tire report. This data includes Tires In, Tires Out, Illegal Dumping – Tires. They are defined as follows:

- **Illegally Dumped – Tires:** Tires illegally dumped within Manatee County then subsequently picked up and delivered to the Landfill by various public agencies.
- **Tires Out:** Tires which are removed from the waste tire storage area by the County's contracted vendor for processing.
- **Tires In:** Tires delivered to the Landfill by the general public.

All tires delivered to the Landfill are stockpiled and subsequently removed from the site. No processing or consumption of tires occurs at the Landfill. Therefore, processed, adjusted, and consumed tires have been recorded as zero. All other tire categories have been entered where appropriate. All tires recorded for this report are considered used tires.

If you have any questions or need additional information, please contact Jeanne' Detweiler at 941-708-8560.

Sincerely,

Gus DiFonzo
Solid Waste Division Manager

jd

Enclosure: 1

cc: Daniel T. Gray, Director, Utility Operations Department
C. Michael Gore, Landfill Superintendent
Jeanne' Detweiler, Fiscal Management Analyst I



Department of Environmental Protection

DEP Form # 62-701.900(21)
Waste Tire Processing Facility
Form Title <u>Quarterly Report</u>
Effective Date <u>3/22/00</u>
DEP Application No. _____ (Filled in by DEP)

Waste Tire Processing Facility Quarterly Report

Pursuant to Rule 62-711.530, Florida Administrative Code, the owner or operator of a waste tire processing facility shall submit the following information to the Department quarterly.

Quarter covered by this report Third Quarter 2006 (First quarter begins on January 1 of any given year)

- Facility name: Lena Road Landfill - Manatee County Utility Operations Department
- Facility mailing address: 3333 Lena Road
City: Bradenton County: Manatee Zip: 34211
- Facility permit number: 126654-WT
- Facility telephone number (941) 748-5543
- Authorized person preparing report: Jeanne' Detweiler
- Affiliation with facility: Fiscal Management Analyst I
- Telephone number (if different from above): (941) 708-8560
- Activity: Report in tons

FLORIDA DEPARTMENT OF ENVIRONMENTAL PROTECTION
OCT - 6 2006
SOUTHWEST DISTRICT TAMPA

	Beginning Inventory	Received	Processed	Consumed	Removed	Adjustments	Ending Inventory
Used Tires	1347.15	593.7			451		1489.85
Other whole Tires							
Processed tires							
Processing Waste							
Other							
Total	1347.15	593.7			451		1489.85

- Explain all inventory adjustments. _____
- List any period in which one or more category of inventory exceeded the permitted maximum for that category. How was that condition relieved?

For any excess inventory at the end of the quarter, state how and when this condition will be relieved. Attach Additional sheets, if necessary.

9. Certification:

To the best of my knowledge and belief, I certify the information provided in this report is true, accurate, and complete.

Gus A. DiFonzo, Solid Waste Manager
Print Name of Authorized Agent

G. A. DiFonzo
Signature of Authorized Agent

9/6/06
Date

Mail complete form to the appropriate district office

Northwest District
160 Governmental Center
Pensacola, FL 32501-5794
850-595-8360

Northeast District
7825 Baymeadows Way, Ste. 200 B
Jacksonville, FL 32256-7590
904-448-4300

Central District
3319 Maguire Blvd., Ste. 232
Orlando, FL 32803-3767
407-894-7555

Southwest District
3804 Coconut Palm Dr.
Tampa, FL 33619
813-744-6100

South District
2295 Victoria Ave., Ste. 364
Fort Myers, FL 33902-2549
941-332-6975

Southeast District
400 North Congress Ave.
West Palm Beach, FL 33401
561-681-6600



MANATEE COUNTY GOVERNMENT

Utility Operations Department

July 10, 2006

John Morris, P.G., Solid Waste Section
Florida Department of Environmental Protection
Southwest District
13051 North Telecom Parkway
Temple Terrace, Florida 33637-0926

RE: Waste Tire Processing Facility Quarterly Report
Second Quarter – 2006

Dear Mr. Morris:

Enclosed is the above referenced report for the period of April 1, 2006 to June 30, 2006. The supporting reports are generated from scale house data. Only pertinent information from the report is included with the waste tire report. This data includes Tires In, Tires Out, Illegal Dumping – Tires. They are defined as follows:

- **Illegally Dumped – Tires:** Tires illegally dumped within Manatee County then subsequently picked up and delivered to the Landfill by various public agencies.
- **Tires Out:** Tires which are removed from the waste tire storage area by the County's contracted vendor for processing.
- **Tires In:** Tires delivered to the Landfill by the general public.

All tires delivered to the Landfill are stockpiled and subsequently removed from the site. No processing or consumption of tires occurs at the Landfill. Therefore, processed, adjusted, and consumed tires have been recorded as zero. All other tire categories have been entered where appropriate. All tires recorded for this report are considered used tires.

If you have any questions or need additional information, please contact Jeanne' Detweiler at 941-708-8560.

Sincerely,

Gus DiFonzo
Solid Waste Division Manager

jd

Enclosure: 1

cc: Daniel T. Gray, Director, Utility Operations Department
C. Michael Gore, Landfill Superintendent
Jeanne' Detweiler, Fiscal Management Analyst I

189748
Dept. of Environmental Protection
JUL 11 2006
Southwest District



Department of Environmental Protection

DEP Form # <u>62-701.900(21)</u>
Waste Tire Processing Facility
Form Title <u>Quarterly Report</u>
Effective Date <u>3/22/00</u>
DEP Application No. _____ (Filled in by DEP)

Waste Tire Processing Facility Quarterly Report

Pursuant to Rule 62-711.530, Florida Administrative Code, the owner or operator of a waste tire processing facility shall submit the following information to the Department quarterly.

Quarter covered by this report Second Quarter 2006 (First quarter begins on January 1 of any given year)

1. Facility name: Lena Road Landfill - Manatee County Utility Operations Department
2. Facility mailing address: 3333 Lena Road
 City: Bradenton County: Manatee Zip: 34211
3. Facility permit number: 126654-WT
4. Facility telephone number (941) 748-5543
5. Authorized person preparing report: Jeanne' Detweiler
6. Affiliation with facility: Fiscal Management Analyst I
7. Telephone number (if different from above): (941) 708-8560
8. Activity: Report in tons

FLORIDA DEPARTMENT OF
 ENVIRONMENTAL PROTECTION
 JUL 11 2006
 SOUTHWEST DISTRICT
 TAMPA

	Beginning Inventory	Received	Processed	Consumed	Removed	Adjustments	Ending Inventory
Used Tires	1265.05	704.8			622.7		1347.15
Other whole Tires							
Processed tires							
Processing Waste							
Other							
Total	1265.05	704.8			622.7		1347.15

- a. Explain all inventory adjustments. _____
- b. List any period in which one or more category of inventory exceeded the permitted maximum for that category. How was that condition relieved?

 For any excess inventory at the end of the quarter, state how and when this condition will be relieved. Attach Additional sheets, if necessary.

9. Certification:
 To the best of my knowledge and belief, I certify the information provided in this report is true, accurate, and complete.

Gus A. DiFonzo, Solid Waste Manager *G. A. DiFonzo* 7/10/06
 Print Name of Authorized Agent Signature of Authorized Agent Date

Mail complete form to
the appropriate district office

- | | | | | | |
|---|--|--|--|---|--|
| Northwest District
160 Governmental Center
Pensacola, FL 32501-5794
850-595-8360 | Northeast District
7825 Baymeadows Way, Ste. 200 B
Jacksonville, FL 32256-7590
904-448-4300 | Central District
3319 Maguire Blvd., Ste. 232
Orlando, FL 32803-3767
407-894-7555 | Southwest District
3804 Coconut Palm Dr.
Tampa, FL 33619
813-744-6100 | South District
2295 Victoria Ave., Ste. 364
Fort Myers, FL 33902-2549
941-332-6975 | Southeast District
400 North Congress Ave.
West Palm Beach, FL 33401
561-681-6600 |
|---|--|--|--|---|--|



39884

MANATEE COUNTY GOVERNMENT

Utility Operations Department

April 4, 2006

John Morris, P.G., Solid Waste Section
Florida Department of Environmental Protection
Southwest District
13051 North Telecom Parkway
Temple Terrace, Florida 33637-0926

Dept. of Environmental
Protection

APR 06 2006

RE: Waste Tire Processing Facility Quarterly Report
First Quarter – 2006

Southwest District

Dear Mr. Morris:

Enclosed is the above referenced report for the period of January 1, 2006 to March 31, 2006. The supporting reports are generated from scale house data. Only pertinent information from the report is included with the waste tire report. This data includes Tires In, Tires Out, Illegal Dumping – Tires. They are defined as follows:

- **Illegally Dumped – Tires:** Tires illegally dumped within Manatee County then subsequently picked up and delivered to the Landfill by various public agencies.
- **Tires Out:** Tires which are removed from the waste tire storage area by the County's contracted vendor for processing.
- **Tires In:** Tires delivered to the Landfill by the general public.

All tires delivered to the Landfill are stockpiled and subsequently removed from the site. No processing or consumption of tires occurs at the Landfill. Therefore, processed, adjusted, and consumed tires have been recorded as zero. All other tire categories have been entered where appropriate. All tires recorded for this report are considered used tires.

If you have any questions or need additional information, please contact Jeanne' Detweiler at 941-708-8560.

Sincerely,

Gus DiFonzo
Solid Waste Division Manager

jd

Enclosure: 1

cc: Daniel T. Gray, Director, Utility Operations Department
C. Michael Gore, Landfill Superintendent
Jeanne' Detweiler, Fiscal Management Analyst I



Department of Environmental Protection

DEP Form # 62-701.900(21)
Waste Tire Processing Facility
Form Title <u>Quarterly Report</u>
Effective Date <u>3/22/00</u>
DEP Application No. _____ (Filled in by DEP)

Waste Tire Processing Facility Quarterly Report

Pursuant to Rule 62-711.530, Florida Administrative Code, the owner or operator of a waste tire processing facility shall submit the following information to the Department quarterly.

Quarter covered by this report First Quarter 2006 (First quarter begins on January 1 of any given year)

- Facility name: Lena Road Landfill - Manatee County Utility Operations Department
- Facility mailing address: 3333 Lena Road
City: Bradenton County: Manatee Zip: 34211
- Facility permit number: 126654-WT
- Facility telephone number (941) 748-5543
- Authorized person preparing report: Jeanne' Detweiler
- Affiliation with facility: Fiscal Management Anaylst I
- Telephone number (if different from above): (941) 708-8560
- Activity: Report in tons

	Beginning Inventory	Received	Processed	Consumed	Removed	Adjustments	Ending Inventory
Used Tires	1388.9	548.35			672.2		1265.05
Other whole Tires							
Processed tires							
Processing Waste							
Other							
Total	1388.9	548.35			672.2		1265.05

- Explain all inventory adjustments.
- List any period in which one or more category of inventory exceeded the permitted maximum for that category. How was that condition relieved?

For any excess inventory at the end of the quarter, state how and when this condition will be relieved. Attach Additional sheets, if necessary.

9. Certification:

To the best of my knowledge and belief, I certify the information provided in this report is true, accurate, and complete.

Gus A. DiFonzo, Solid Waste Manager
Print Name of Authorized Agent

G. A. DiFonzo
Signature of Authorized Agent

4/4/06
Date

Mail complete form to the appropriate district office

Northwest District
160 Governmental Center
Pensacola, FL 32501-5794
850-595-8360

Northeast District
7825 Baymeadows Way, Ste. 200 B
Jacksonville, FL 32256-7590
904-448-4300

Central District
3319 Maguire Blvd., Ste. 232
Orlando, FL 32803-3767
407-894-7555

Southwest District
3804 Coconut Palm Dr.
Tampa, FL 33619
813-744-6100

South District
2295 Victoria Ave., Ste. 364
Fort Myers, FL 33902-2549
941-332-6975

Southeast District
400 North Congress Ave.
West Palm Beach, FL 33401
561-681-6600



MANATEE COUNTY GOVERNMENT

Utility Operations Department

January 10, 2006

John Morris, P.G., Solid Waste Section
Florida Department of Environmental Protection
13051 North Telecom Parkway
Temple Terrace, Florida 33637-0926



**RE: Waste Tire Processing Facility Quarterly Report
Fourth Quarter – 2005**

Dear Mr. Morris:

Enclosed is the above referenced report for the period of October 1, 2005 to December 31, 2005. The supporting reports are generated from scale house data. Only pertinent information from the report is included with the waste tire report. This data includes Tires In, Tires Out, Illegal Dumping – Tires. They are defined as follows:

- **Illegally Dumped – Tires:** Tires illegally dumped within Manatee County then subsequently picked up and delivered to the Landfill by various public agencies.
- **Tires Out:** Tires which are removed from the waste tire storage area by the County's contracted vendor for processing.
- **Tires In:** Tires delivered to the Landfill by the general public.

All tires delivered to the Landfill are stockpiled and subsequently removed from the site. No processing or consumption of tires occurs at the Landfill. Therefore, processed, adjusted, and consumed tires have been recorded as zero. All other tire categories have been entered where appropriate. All tires recorded for this report are considered used tires.

If you have any questions or need additional information, please contact Jeanne' Detweiler at 941-708-8560.

Sincerely,

Gus DiFonzo
Gus DiFonzo, Manager
Solid Waste Division

jd
Enclosure: 1

cc: Daniel T. Gray, Director, Utility Operations Department
C. Michael Gore, Landfill Superintendent
Jeanne' Detweiler, Fiscal Management Analyst I



Department of Environmental Protection

DEP Form # 62-701.900(21)
Waste Tire Processing Facility
Form Title <u>Quarterly Report</u>
Effective Date <u>3/22/00</u>
DEP Application No. _____ (Filled in by DEP)

Waste Tire Processing Facility Quarterly Report

Pursuant to Rule 62-711.530, Florida Administrative Code, the owner or operator of a waste tire processing facility shall submit the following information to the Department quarterly.

Quarter covered by this report Fourth Quarter 2005 (First quarter begins on January 1 of any given year)

- Facility name: Lena Road Landfill - Manatee County Utility Operations Department
- Facility mailing address: 3333 Lena Road
City: Bradenton County: Manatee Zip: 34211
- Facility permit number: 126654-WT
- Facility telephone number (941) 748-5543
- Authorized person preparing report: Jeanne' Detweiler
- Affiliation with facility: Fiscal Management Analyst I
- Telephone number (if different from above): (941) 708-8560
- Activity: Report in tons

	Beginning Inventory	Received	Processed	Consumed	Removed	Adjustments	Ending Inventory
Used Tires	1138.71	581.79			331.6		1388.9
Other whole Tires							
Processed tires							
Processing Waste							
Other							
Total	1138.71	581.79			331.6		1388.9

- Explain all inventory adjustments. _____
- List any period in which one or more category of inventory exceeded the permitted maximum for that category. How was that condition relieved?

For any excess inventory at the end of the quarter, state how and when this condition will be relieved. Attach Additional sheets, if necessary.

9. Certification:

To the best of my knowledge and belief, I certify the information provided in this report is true, accurate, and complete.

Gus A. DiFonzo, Solid Waste Manager
Print Name of Authorized Agent

G. A. DiFonzo
Signature of Authorized Agent

1/10/06
Date

Mail complete form to the appropriate district office

Northwest District
160 Governmental Center
Pensacola, FL 32501-5794
850-595-8360

Northeast District
7825 Baymeadows Way, Ste. 200 B
Jacksonville, FL 32256-7590
904-448-4300

Central District
3319 Maguire Blvd., Ste. 232
Orlando, FL 32803-3767
407-894-7555

Southwest District
3804 Coconut Palm Dr.
Tampa, FL 33619
813-744-6100

South District
2295 Victoria Ave., Ste. 364
Fort Myers, FL 33902-2549
941-332-6975

Southeast District
400 North Congress Ave.
West Palm Beach, FL 33401
561-681-6600



MANATEE COUNTY GOVERNMENT

Utility Operations Department

October 10, 2005

John Morris, P.G., Solid Waste Section
Florida Department of Environmental Protection
3804 Coconut Palm Drive
Tampa, Florida 33619



RE: Waste Tire Processing Facility Quarterly Report
Third Quarter – 2005

Dear Mr. Morris:

Enclosed is the above referenced report for the period of July 1, 2005 to September 30, 2005. The supporting reports are generated from scale house data. Only pertinent information from the report is included with the waste tire report. This data includes Tires In, Tires Out, Illegal Dumping – Tires. They are defined as follows:

- **Illegally Dumped – Tires:** Tires illegally dumped within Manatee County then subsequently picked up and delivered to the Landfill by various public agencies.
- **Tires Out:** Tires which are removed from the waste tire storage area by the County's contracted vendor for processing.
- **Tires In:** Tires delivered to the Landfill by the general public.

All tires delivered to the Landfill are stockpiled and subsequently removed from the site. No processing or consumption of tires occurs at the Landfill. Therefore, processed, adjusted, and consumed tires have been recorded as zero. All other tire categories have been entered where appropriate. All tires recorded for this report are considered used tires.

If you have any questions or need additional information, please contact Jeanne' Detweiler at 941-708-8560.

Sincerely,

G. DiFonzo
Gus DiFonzo, Manager
Solid Waste Division

jd

Enclosure: 1

cc: Daniel T. Gray, Director, Utility Operations Department
C. Michael Gore, Landfill Superintendent
Jeanne' Detweiler, Fiscal Management Analyst I



Department of Environmental Protection


DEP Form # 62-701.900(21)
Waste Tire Processing Facility
Form Title <u>Quarterly Report</u>
Effective Date <u>3/22/00</u>
DEP Application No. _____ (Filled in by DEP)

Waste Tire Processing Facility Quarterly Report

Pursuant to Rule 62-711.530, Florida Administrative Code, the owner or operator of a waste tire processing facility shall submit the following information to the Department quarterly.

Quarter covered by this report Third Quarter 2005 (First quarter begins on January 1 of any given year)

- Facility name: Lena Road Landfill - Manatee County Utility Operations Department
- Facility mailing address: 3333 Lena Road
City: Bradenton County: Manatee Zip: 34211
- Facility permit number: 126654-WT
- Facility telephone number (941) 748-5543
- Authorized person preparing report: Jeanne' Detweiler
- Affiliation with facility: Fiscal Management Analyst I
- Telephone number (if different from above): (941) 708-8560
- Activity: Report in tons



	Beginning Inventory	Received	Processed	Consumed	Removed	Adjustments	Ending Inventory
Used Tires	1289.55	669.06			819.9		1138.71
Other whole Tires							
Processed tires							
Processing Waste							
Other							
Total	1289.55	669.06			819.9		1138.71

- Explain all inventory adjustments. _____
- List any period in which one or more category of inventory exceeded the permitted maximum for that category. How was that condition relieved?

For any excess inventory at the end of the quarter, state how and when this condition will be relieved. Attach Additional sheets, if necessary.

9. Certification:

To the best of my knowledge and belief, I certify the information provided in this report is true, accurate, and complete.

Gus A. DiFonzo, Solid Waste Manager
Print Name of Authorized Agent

G. A. DiFonzo
Signature of Authorized Agent

10/10/05
Date

Mail complete form to the appropriate district office

Northwest District
160 Governmental Center
Pensacola, FL 32501-5794
850-595-8360

Northeast District
7825 Baymeadows Way, Ste. 200 B
Jacksonville, FL 32256-7590
904-448-4300

Central District
3319 Maguire Blvd., Ste. 232
Orlando, FL 32803-3767
407-894-7555

Southwest District
3804 Coconut Palm Dr.
Tampa, FL 33619
813-744-6100

South District
2295 Victoria Ave., Ste. 364
Fort Myers, FL 33902-2549
941-332-6975

Southeast District
400 North Congress Ave.
West Palm Beach, FL 33401
561-681-6600



MANATEE COUNTY GOVERNMENT

Utility Operations Department

July 8, 2005

John Morris, P.G., Solid Waste Section
Florida Department of Environmental Protection
3804 Coconut Palm Drive
Tampa, Florida 33619



RE: Waste Tire Processing Facility Quarterly Report
Second Quarter – 2005

Dear Mr. Morris:

Enclosed is the above referenced report for the period of April 1, 2005 to June 30, 2005. The supporting reports are generated from scale house data. Only pertinent information from the report is included with the waste tire report. This data includes Tires (in), Tires Out, and Illegal Dumping – Tires. They are defined as follows:

- Illegally Dumped – Tires: Tires illegally dumped within Manatee County then subsequently picked up and delivered to the Landfill by various public agencies.
- Tires Out: Tires which are removed from the waste tire storage area by the County's contracted vendor for processing.
- Tires (in): Tires delivered to the Landfill by the general public.

All tires delivered to the Landfill are stockpiled and subsequently removed from the site. No processing or consumption of tires occurs at the Landfill. Therefore, processed, adjusted, and consumed tires have been recorded as zero. All other tire categories have been entered where appropriate. All tires recorded for this report are considered used tires.

If you have any questions or need additional information, please contact Jeanne' Detweiler at 941- 708-8560.

Sincerely,

Gus DiFonzo, Manager
Solid Waste Division
Enclosure: 1

cc: Daniel T. Gray, Director, Utility Operations Department
C. Michael Gore, Landfill Superintendent
Jeanne' Detweiler, Fiscal Management Analyst



Department of Environmental Protection


DEP Form # 62-701.900(21)
Waste Tire Processing Facility
Form Title <u>Quarterly Report</u>
Effective Date <u>3/22/00</u>
DEP Application No. _____
(Filled in by DEP)

Waste Tire Processing Facility Quarterly Report

Pursuant to Rule 62-711.530, Florida Administrative Code, the owner or operator of a waste tire processing facility shall submit the following information to the Department quarterly.

Quarter covered by this report Second Quarter 2005 (First quarter begins on January 1 of any given year)

- Facility name: Lena Road Landfill - Manatee County Utility Operations Department
- Facility mailing address: 3333 Lena Road
City: Bradenton County: Manatee Zip: 34211
- Facility permit number: 126654-WT
- Facility telephone number (941) 748-5543
- Authorized person preparing report: Jeanne' Detweiler
- Affiliation with facility: Fiscal Management Analyst I
- Telephone number (if different from above): (941) 708-8560
- Activity: Report in tons



	Beginning Inventory	Received	Processed	Consumed	Removed	Adjustments	Ending Inventory
Used Tires	711.25	1875.1			1296.8		1289.55
Other whole Tires							
Processed tires							
Processing Waste							
Other							
Total	711.25	1875.1			1296.8		1289.55

- Explain all inventory adjustments. _____
- List any period in which one or more category of inventory exceeded the permitted maximum for that category. How was that condition relieved?

For any excess inventory at the end of the quarter, state how and when this condition will be relieved. Attach Additional sheets, if necessary.

9. Certification:
To the best of my knowledge and belief, I certify the information provided in this report is true, accurate, and complete.

Gus A. DiFonzo, Solid Waste Manager M. A. DiFonzo July 8, 2005
Print Name of Authorized Agent Signature of Authorized Agent Date

Mail complete form to the appropriate district office

- Northwest District: 160 Governmental Center, Pensacola, FL 32501-5794, 850-595-8360
- Northeast District: 7825 Baymeadows Way, Ste. 200 B, Jacksonville, FL 32256-7590, 904-448-4300
- Central District: 3319 Maguire Blvd., Ste. 232, Orlando, FL 32803-3767, 407-894-7555
- Southwest District: 3804 Coconut Palm Dr., Tampa, FL 33619, 813-744-6100
- South District: 2295 Victoria Ave., Ste. 364, Fort Myers, FL 33902-2549, 941-332-6975
- Southeast District: 400 North Congress Ave., West Palm Beach, FL 33401, 561-681-6600

195748



Department of Environmental Protection

DEP Form # 62-701.800(21)
Waste Tire Processing Facility
Form Title Quarterly Report
Effective Date 3/22/00
DEP Application No. (Filed in by DEP)

Waste Tire Processing Facility Quarterly Report

Pursuant to Rule 62-711.530, Florida Administrative Code, the owner or operator of a waste tire processing facility shall submit the following information to the Department quarterly.

Quarter covered by this report Second Quarter 2005 (First quarter begins on January 1 of any given year)

- Facility name: Lena Road Landfill - Manatee County Utility Operations Department
- Facility mailing address: 3333 Lena Road
City: Bradenton County: Manatee Zip: 34211
- Facility permit number: 126654-WT
- Facility telephone number: (941) 748-5543
- Authorized person preparing report: Jeanne' Detweiler
- Affiliation with facility: Fiscal Management Analyst I
- Telephone number (if different from above): (941) 708-8560
- Activity: Report in tons

	Beginning Inventory	Received	Processed	Consumed	Removed	Adjustments	Ending Inventory
Used Tires	711.25	1875.1			1296.8		1289.55
Other whole Tires							
Processed tires							
Processing Waste							
Other							
Total	711.25	1875.1			1296.8		1289.55

- Explain all inventory adjustments.
- List any period in which one or more category of inventory exceeded the permitted maximum for that category. How was that condition relieved?

For any excess inventory at the end of the quarter, state how and when this condition will be relieved. Attach Additional sheets, if necessary.

9. Certification:

To the best of my knowledge and belief, I certify the information provided in this report is true, accurate, and complete.

Gus A. DiFonzo, Solid Waste Manager
Print Name of Authorized Agent

M. A. Ni-Yong
Signature of Authorized Agent

July 8, 2005
Date

Mail complete form to the appropriate district office

Northwest District
160 Governmental Center
Pensacola, FL 32501-5794
930-685-6380


Northwest District
7825 Baymeadows Way, Ste. 200 B
Jacksonville, FL 32256-7590
904-446-4300

Central District
3319 McGuire Blvd., Ste. 232
Orlando, FL 32803-3767
407-894-7556

Southwest District
3804 Coconut Palm Dr.
Tampa, FL 33619
813-744-6100

South District
2296 Victoria Ave., Ste. 364
Fort Myers, FL 33902-2549
941-332-6975

Southeast District
400 North Congress Ave.
West Palm Beach, FL 33401
561-681-6900



MANATEE COUNTY GOVERNMENT

Utility Operations Department

July 8, 2005

John Morris, P.G., Solid Waste Section
Florida Department of Environmental Protection
3804 Coconut Palm Drive
Tampa, Florida 33619

RE: Waste Tire Processing Facility Quarterly Report
Second Quarter - 2005

Dear Mr. Morris:

Enclosed is the above referenced report for the period of April 1, 2005 to June 30, 2005. The supporting reports are generated from scale house data. Only pertinent information from the report is included with the waste tire report. This data includes Tires (in), Tires Out, and Illegal Dumping - Tires. They are defined as follows:

- Illegally Dumped - Tires: Tires illegally dumped within Manatee County then subsequently picked up and delivered to the Landfill by various public agencies.
- Tires Out: Tires which are removed from the waste tire storage area by the County's contracted vendor for processing.
- Tires (in): Tires delivered to the Landfill by the general public.

All tires delivered to the Landfill are stockpiled and subsequently removed from the site. No processing or consumption of tires occurs at the Landfill. Therefore, processed, adjusted, and consumed tires have been recorded as zero. All other tire categories have been entered where appropriate. All tires recorded for this report are considered used tires.

If you have any questions or need additional information, please contact Jeanne' Detweiler at 941-708-8560.

Sincerely,

Gus DiFonzo, Manager
Solid Waste Division
Enclosure: 1

cc: Daniel T. Gray, Director, Utility Operations Department
C. Michael Gore, Landfill Superintendent
Jeanne' Detweiler, Fiscal Management Analyst

ADMINISTRATION • 4410 - 66th Street West, Bradenton, Florida 34210 • (941) 792-8811 • FAX (941) 795-3490

P.O. Box 25010, Bradenton, Florida 34206

**MANATEE COUNTY GOVERNMENT
UTILITY OPERATIONS DEPARTMENT
SOLID WASTE DIVISION
LAANDFILL SECTION**

DATE: July 11, 2005

FAX TO: John Morris, P.G.

AT: Florida Department of Environmental Protection

TELEPHONE: 813-744-6100

FAX: 813-744-6125

TOTAL PAGES INCLUDING THIS COVERSHEET: Three

PLEASE CONTACT: Dian Weldon **AT:** 941-748-5543 X 221

IF ALL PAGES ARE NOT RECEIVED.

Comments:

3333 LENA ROAD, BRADENTON, FLORIDA 34211



185778

MANATEE COUNTY GOVERNMENT

Utility Operations Department

March 4, 2005

John Morris, P.G., Solid Waste Section
Florida Department of Environmental Protection
3804 Coconut Palm Drive
Tampa, Florida 33619



**RE: Waste Tire Processing Facility Quarterly Report
First Quarter – 2005**

Dear Mr. Morris:


Enclosed is the above referenced report for the period of January 1, 2005 to March 31, 2005. The supporting reports are generated from scale house data. Only pertinent information from the report is included with the waste tire report. This data includes Tires (in), Tires Out, Illegal Dumping – Tires. They are defined as follows:

- **Illegally Dumped – Tires:** Tires illegally dumped within Manatee County then subsequently picked up and delivered to the Landfill by various public agencies.
- **Tires Out:** Tires which are removed from the waste tire storage area by the County's contracted vendor for processing.
- **Tires (in):** Tires delivered to the Landfill by the general public.

All tires delivered to the Landfill are stockpiled and subsequently removed from the site. No processing or consumption of tires occurs at the Landfill. Therefore, processed, adjusted, and consumed tires have been recorded as zero. All other tire categories have been entered where appropriate. All tires recorded for this report are considered used tires.

If you have any questions or need additional information, please contact Jeanne' Detweiler, Landfill Expediter, at 941-708-8560.

Sincerely,


Gus DiFonzo, Manager
Solid Waste Division

Enclosure: 1

cc: Simone Core P.E., FDEP SW District
Daniel T. Gray, Director, Utility Operations Department
C. Michael Gore, Landfill Superintendent
Jeanne' Detweiler, Landfill Expediter



Department of Environmental Protection


DEP Form # 62-701.900(21)
Waste Tire Processing Facility
Form Title Quarterly Report
Effective Date 3/22/00
DEP Application No. _____
(Filled in by DEP)

Waste Tire Processing Facility Quarterly Report

Pursuant to Rule 62-711.530, Florida Administrative Code, the owner or operator of a waste tire processing facility shall submit the following information to the Department quarterly.

Quarter covered by this report First Quarter 2005 (First quarter begins on January 1 of any given year)

- Facility name: Lena Road Landfill - Manatee County Utility Operations Department
- Facility mailing address: 3333 Lena Road
City: Bradenton County: Florida Zip: 34211
- Facility permit number: 126654-WT
- Facility telephone number (941) 748-5543
- Authorized person preparing report: Jeanne' Detweiler
- Affiliation with facility: Expediter
- Telephone number (if different from above): (941) 708-8560



8. Activity: Report in tons

	Beginning Inventory	Received	Processed	Consumed	Removed	Adjustments	Ending Inventory
Used Tires	348.96	630.59			268.3		711.25
Other whole Tires							
Processed tires							
Processing Waste							
Other							
Total	348.96	630.59			268.3		711.25

- Explain all inventory adjustments. _____
- List any period in which one or more category of inventory exceeded the permitted maximum for that category. How was that condition relieved?

For any excess inventory at the end of the quarter, state how and when this condition will be relieved. Attach Additional sheets, if necessary.

9. Certification:

To the best of my knowledge and belief, I certify the information provided in this report is true, accurate, and complete.

Gus A. DiFonzo, Solid Waste Manager
Print Name of Authorized Agent

H. A. Li-Fong
Signature of Authorized Agent

4/11/05
Date

Mail complete form to the appropriate district office

Northwest District
160 Governmental Center
Pensacola, FL 32501-5794
850-595-8360

Northeast District
7825 Baymeadows Way, Ste. 200 B
Jacksonville, FL 32256-7590
904-448-4300

Central District
3319 Maguire Blvd., Ste. 232
Orlando, FL 32803-3767
407-894-7555

Southwest District
3804 Coconut Palm Dr.
Tampa, FL 33619
813-744-6100

South District
2295 Victoria Ave., Ste. 364
Fort Myers, FL 33902-2549
941-332-6975

Southeast District
400 North Congress Ave.
West Palm Beach, FL 33401
561-681-6600



185774
WTRP

MANATEE COUNTY GOVERNMENT

Utility Operations Department

January 4, 2005

John Morris, P.G., Solid Waste Section
Florida Department of Environmental Protection
3804 Coconut Palm Drive
Tampa, Florida 33619



**RE: Waste Tire Processing Facility Quarterly Report
Fourth Quarter – 2004**

Dear Mr. Morris:

Enclosed is the above referenced report for the period of October 1, 2004 to December 31, 2004. The supporting reports are generated from scale house data. Only pertinent information from the report is included with the waste tire report. This data includes Tires (in), Tires Out, Illegal Dumping – Tires. They are defined as follows:

- **Illegally Dumped – Tires:** Tires illegally dumped within Manatee County then subsequently picked up and delivered to the Landfill by various public agencies.
- **Tires Out:** Tires which are removed from the waste tire storage area by the County's contracted vendor for processing.
- **Tires (in):** Tires delivered to the Landfill by the general public.

All tires delivered to the Landfill are stockpiled and subsequently removed from the site. No processing or consumption of tires occurs at the Landfill. Therefore, processed, adjusted, and consumed tires have been recorded as zero. All other tire categories have been entered where appropriate. All tires recorded for this report are considered used tires.

If you have any questions or need additional information, please contact Jeanne' Detweiler, Landfill Expediter, at 941-708-8560.

Sincerely,

Gus DiFonzo, Manager
Solid Waste Division

Enclosure: 1

cc: Simone Core P.E., FDEP SW District
Daniel T. Gray, Director, Utility Operations Department
C. Michael Gore, Landfill Superintendent
Jeanne' Detweiler, Landfill Expediter



Department of Environmental Protection

DEP Form # 62-701.900(21)
Waste Tire Processing Facility
Form Title <u>Quarterly Report</u>
Effective Date <u>3/22/00</u>
DEP Application No. _____ (Filled in by DEP)

Waste Tire Processing Facility Quarterly Report

Pursuant to Rule 62-711.530, Florida Administrative Code, the owner or operator of a waste tire processing facility shall submit the following information to the Department quarterly.

Quarter covered by this report Fourth Quarter 2004 (First quarter begins on January 1 of any given year)

1. Facility name: Lena Road Landfill - Manatee County Utility Operations Department
2. Facility mailing address: 3333 Lena Road
City: Bradenton County: Manatee Zip: 34211
3. Facility permit number: 126654-WT
4. Facility telephone number (941) 748-5543
5. Authorized person preparing report: Jeanne' Detweiler
6. Affiliation with facility: Expediter
7. Telephone number (if different from above): (941) 708-8560

8. Activity: Report in tons

	Beginning Inventory	Received	Processed	Consumed	Removed	Adjustments	Ending Inventory
Used Tires	154.28	587.28			392.6		348.96
Other whole Tires							
Processed tires							
Processing Waste							
Other							
Total	154.28	587.28			392.6		348.96

- a. Explain all inventory adjustments. _____
- b. List any period in which one or more category of inventory exceeded the permitted maximum for that category. How was that condition relieved?

For any excess inventory at the end of the quarter, state how and when this condition will be relieved. Attach Additional sheets, if necessary.

9. Certification:

To the best of my knowledge and belief, I certify the information provided in this report is true, accurate, and complete.

Gus A. DiFonzo, Solid Waste Manager
Print Name of Authorized Agent

Gus A. DiFonzo
Signature of Authorized Agent

January 5, 2005
Date

Mail complete form to the appropriate district office

Northwest District
160 Governmental Center
Pensacola, FL 32501-5794
850-595-8360

Northeast District
7825 Baymeadows Way, Ste. 200 B
Jacksonville, FL 32256-7590
904-448-4300

Central District
3319 Maguire Blvd., Ste. 232
Orlando, FL 32803-3767
407-894-7555

Southwest District
3804 Coconut Palm Dr.
Tampa, FL 33619
813-744-6100

South District
2295 Victoria Ave., Ste. 364
Fort Myers, FL 33902-2549
941-332-6975

Southeast District
400 North Congress Ave.
West Palm Beach, FL 33401
561-681-6600



185748
WTR

MANATEE COUNTY GOVERNMENT

Utility Operations Department

October 7, 2004



Simone
John Morris, P.G., Solid Waste Section
Florida Department of Environmental Protection
3804 Coconut Palm Drive
Tampa, Florida 33619

**RE: Waste Tire Processing Facility Quarterly Report
Third Quarter – 2004**

Dear Mr. Morris:

Enclosed is the above referenced report for the period of April 1, 2004 to June 30, 2004. The supporting reports are generated from scale house data. Only pertinent information from the report is included with the waste tire report. This data includes Tires (in), Tires Out, Illegal Dumping – Tires. They are defined as follows:

- **Illegally Dumped – Tires:** Tires illegally dumped within Manatee County then subsequently picked up and delivered to the Landfill by various public agencies.
- **Tires Out:** Tires which are removed from the waste tire storage area by the County's contracted vendor for processing.
- **Tires (in):** Tires delivered to the Landfill by the general public.

All tires delivered to the Landfill are stockpiled and subsequently removed from the site. No processing or consumption of tires occurs at the Landfill. Therefore, processed, adjusted, and consumed tires have been recorded as zero. All other tire categories have been entered where appropriate. All tires recorded for this report are considered used tires.

If you have any questions or need additional information, please contact Jeanne' Detweiler, Landfill Expediter, at 941-708-8560.

Sincerely,

Gus DiFonzo
Gus DiFonzo, Manager
Solid Waste Division

Enclosure: 1

cc: Simone Core P.E., FDEP SW District
Daniel T. Gray, Director, Utility Operations Department
C. Michael Gore, Landfill Superintendent
Jeanne' Detweiler, Landfill Expediter



Department of Environmental Protection

DEP Form # 62-701.900(21)
Waste Tire Processing Facility
Form Title Quarterly Report
Effective Date 3/22/00
DEP Application No. _____
(Filled in by DEP)

Waste Tire Processing Facility Quarterly Report

Pursuant to Rule 62-711.530, Florida Administrative Code, the owner or operator of a waste tire processing facility shall submit the following information to the Department quarterly.

Quarter covered by this report Third Quarter 2004 (First quarter begins on January 1 of any given year)



- Facility name: Lena Road Landfill - Manatee County Utility Operations Department
- Facility mailing address: 3333 Lena Road
City: Bradenton County: Manatee Zip: 34211
- Facility permit number: 126654-WT
- Facility telephone number (941) 748-5543
- Authorized person preparing report: Jeanne' Detweiler
- Affiliation with facility: Expediter
- Telephone number (if different from above): (941) 708-8560
- Activity: Report in tons

	Beginning Inventory	Received	Processed	Consumed	Removed	Adjustments	Ending Inventory
Used Tires	407.88	397.38			650.9		154.28
Other whole Tires							
Processed tires							
Processing Waste							
Other							
Total	407.88	397.38			650.9		154.28

- Explain all inventory adjustments. _____
- List any period in which one or more category of inventory exceeded the permitted maximum for that category. How was that condition relieved?

For any excess inventory at the end of the quarter, state how and when this condition will be relieved. Attach Additional sheets, if necessary.

9. Certification:

To the best of my knowledge and belief, I certify the information provided in this report is true, accurate, and complete.

Gus A. DiFonzo, Solid Waste Manager
Print Name of Authorized Agent

G. A. DiFonzo
Signature of Authorized Agent

October 7, 2004
Date

Mail complete form to the appropriate district office

Northwest District
160 Governmental Center
Pensacola, FL 32501-5794
850-595-8360

Northeast District
7825 Baymeadows Way, Ste. 200 B
Jacksonville, FL 32256-7590
904-448-4300

Central District
3319 Maguire Blvd., Ste. 232
Orlando, FL 32803-3767
407-894-7555

Southwest District
3804 Coconut Palm Dr.
Tampa, FL 33619
813-744-6100

South District
2295 Victoria Ave., Ste. 364
Fort Myers, FL 33902-2549
941-332-6975

Southeast District
400 North Congress Ave.
West Palm Beach, FL 33401
561-681-6600



185718

MANATEE COUNTY GOVERNMENT

Utility Operations Department

July 7, 2004

John Morris, P.G., Solid Waste Section
Florida Department of Environmental Protection
3804 Coconut Palm Drive
Tampa, Florida 33619



RE: Waste Tire Processing Facility Quarterly Report
Second Quarter – 2004

Dear Mr. Morris:

Enclosed is the above referenced report for the period of April 1, 2004 to June 30, 2004. The supporting reports are generated from scale house data. Only pertinent information from the report is included with the waste tire report. This data includes Tires (in), Tires Out, Illegal Dumping – Tires. They are defined as follows:

- Illegally Dumped – Tires: Tires illegally dumped within Manatee County then subsequently picked up and delivered to the Landfill by various public agencies.
- Tires Out: Tires which are removed from the waste tire storage area by the County's contracted vendor for processing.
- Tires (in): Tires delivered to the Landfill by the general public.

All tires delivered to the Landfill are stockpiled and subsequently removed from the site. No processing or consumption of tires occurs at the Landfill. Therefore, processed, adjusted, and consumed tires have been recorded as zero. All other tire categories have been entered where appropriate. All tires recorded for this report are considered used tires.

If you have any questions or need additional information, please contact Jeanne' Detweiler, Landfill Expediter, at 941-708-8560.

Sincerely,

Gus DiFonzo, Manager
Solid Waste Division

Enclosure: 1

cc: *Simone Core*
~~Kim Ford~~, P.E. FDEP SW District
Daniel T. Gray, Director, Utility Operations Department
C. Michael Gore, Landfill Superintendent
Jeanne' Detweiler, Landfill Expediter



Department of Environmental Protection

DEP Form # 62-701.900(21)
Waste Tire Processing Facility
Form Title <u>Quarterly Report</u>
Effective Date <u>3/22/00</u>
DEP Application No. _____ (Filled in by DEP)

Waste Tire Processing Facility Quarterly Report

Pursuant to Rule 62-711.530, Florida Administrative Code, the owner or operator of a waste tire processing facility shall submit the following information to the Department quarterly.

Quarter covered by this report Second Quarter 2004 (First quarter begins on January 1 of any given year)

- Facility name: Lena Road Landfill - Manatee County Utility Operations Department
- Facility mailing address: 3333 Lena Road
City: Bradenton County: Manatee Zip: 34211
- Facility permit number: 126654-WT
- Facility telephone number (941) 748-5543
- Authorized person preparing report: Jeanne' Detweiler
- Affiliation with facility: Expediter
- Telephone number (if different from above): (941) 708-8560
- Activity: Report in tons



	Beginning Inventory	Received	Processed	Consumed	Removed	Adjustments	Ending Inventory
Used Tires	482.78	279.23			354.13		407.88
Other whole Tires							
Processed tires							
Processing Waste							
Other							
Total	482.78	279.23			354.13		407.88

- Explain all inventory adjustments. _____
- List any period in which one or more category of inventory exceeded the permitted maximum for that category. How was that condition relieved? _____

For any excess inventory at the end of the quarter, state how and when this condition will be relieved. Attach Additional sheets, if necessary.

9. Certification:

To the best of my knowledge and belief, I certify the information provided in this report is true, accurate, and complete.

Gus A. DiFonzo, Solid Waste Manager
Print Name of Authorized Agent

G. DiFonzo
Signature of Authorized Agent

July 7, 2004
Date

Mail complete form to the appropriate district office

Northwest District
160 Governmental Center
Pensacola, FL 32501-5794
850-595-8360

Northeast District
7825 Baymeadows Way, Ste. 200 B
Jacksonville, FL 32256-7590
904-448-4300

Central District
3319 Maguire Blvd., Ste. 232
Orlando, FL 32803-3767
407-894-7555

Southwest District
3804 Coconut Palm Dr.
Tampa, FL 33619
813-744-6100

South District
2295 Victoria Ave., Ste. 364
Fort Myers, FL 33902-2549
941-332-6975

Southeast District
400 North Congress Ave.
West Palm Beach, FL 33401
561-681-6600



185748

MANATEE COUNTY GOVERNMENT

Utility Operations Department

April 1, 2004

KIM
John Morris, P.G., Solid Waste Section
Florida Department of Environmental Protection
3804 Coconut Palm Drive
Tampa, Florida 33619



**RE: Waste Tire Processing Facility Quarterly Report
First Quarter – 2004**

Dear Mr. Morris:

Enclosed is the above referenced report for the period of January 1, 2004 to March 31, 2004. The supporting reports are generated from scale house data. Only pertinent information from the report is included with the waste tire report. This data includes Tires (in), Tires Out, Illegal Dumping – Tires. They are defined as follows:

- **Illegally Dumped – Tires:** Tires illegally dumped within Manatee County then subsequently picked up and delivered to the Landfill by various public agencies.
- **Tires Out:** Tires which are removed from the waste tire storage area by the County's contracted vendor for processing.
- **Tires (in):** Tires delivered to the Landfill by the general public.

All tires delivered to the Landfill are stockpiled and subsequently removed from the site. No processing or consumption of tires occurs at the Landfill. Therefore, processed, adjusted, and consumed tires have been recorded as zero. All other tire categories have been entered where appropriate. All tires recorded for this report are considered used tires.

If you have any questions or need additional information, please contact Jeanne' Detweiler, Landfill Expediter, at 941-795-3481.

Sincerely,

Gus DiFonzo, Manager
Solid Waste Division

Enclosure: 1

cc: Kim Ford, P.E. FDEP SW District
Daniel T. Gray, Director, Utility Operations Department
C. Michael Gore, Landfill Superintendent
Jeanne' Detweiler, Landfill Expediter



Department of Environmental Protection

DEP Form # 62-701.900(21)
Waste Tire Processing Facility
Form Title Quarterly Report
Effective Date 3/22/00
DEP Application No. _____ (Filled in by DEP)

Waste Tire Processing Facility Quarterly Report

Pursuant to Rule 62-711.530, Florida Administrative Code, the owner or operator of a waste tire processing facility shall submit the following information to the Department quarterly.

Quarter covered by this report First Quarter 2004 (First quarter begins on January 1 of any given year)

- Facility name: Lena Road Landfill - Manatee County Utility Operations Department
- Facility mailing address: 3333 Lena Road
City: Bradenton County: Manatee Zip: 34211
- Facility permit number: 126654-WT
- Facility telephone number (941) 748-5543
- Authorized person preparing report: Jeanne' Detweiler
- Affiliation with facility: Expediter
- Telephone number (if different from above): (941) 795-3481

8. Activity: Report in tons

	Beginning Inventory	Received	Processed	Consumed	Removed	Adjustments	Ending Inventory
Used Tires	436.65	158.13			112	All tires are	482.78
Other whole Tires							
Processed tires							
Processing Waste							
Other							
Total	436.65	158.13			112		482.78

a. Explain all inventory adjustments. All tires are considered used. All tires are removed form the site.

b. List any period in which one or more category of inventory exceeded the permitted maximum for that category. How was that condition relieved?

For any excess inventory at the end of the quarter, state how and when this condition will be relieved. Attach Additional sheets, if necessary.

9. Certification:

To the best of my knowledge and belief, I certify the information provided in this report is true, accurate, and complete.

Gus A. DiFonzo, Solid Waste Manager
Print Name of Authorized Agent

H.A. LiFonzo
Signature of Authorized Agent

4/2/04
Date

Mail complete form to the appropriate district office

Northwest District
160 Governmental Center
Pensacola, FL 32501-5794
850-595-8360

Northeast District
7825 Baymeadows Way, Ste. 200 B
Jacksonville, FL 32256-7590
904-448-4300

Central District
3319 Maguire Blvd., Ste. 232
Orlando, FL 32803-3767
407-894-7555

Southwest District
3804 Coconut Palm Dr.
Tampa, FL 33619
813-744-6100

South District
2295 Victoria Ave., Ste. 364
Fort Myers, FL 33902-2549
941-332-6975

Southeast District
400 North Congress Ave.
West Palm Beach, FL 33401
561-681-6600



(ccp-1) 185748

MANATEE COUNTY GOVERNMENT

Utility Operations Department

January 8, 2004

John Morris, P.G., Solid Waste Section
Florida Department of Environmental Protection
3804 Coconut Palm Drive
Tampa, Florida 33619



RE: Waste Tire Processing Facility Quarterly Report
Third Quarter – 2003

Dear Mr. Morris:

Enclosed is the above referenced report for the period of October 1, 2003 to December 31, 2003. The supporting reports are generated from scale house data. Only pertinent information from the report is included with the waste tire report. This data includes Tires (in), Tires Out, Illegal Dumping – Tires. They are defined as follows:

- **Illegally Dumped – Tires:** Tires illegally dumped within Manatee County then subsequently picked up and delivered to the Landfill by various public agencies.
- **Tires Out:** Tires which are removed from the waste tire storage area by the County's contracted vendor for processing.
- **Tires (in):** Tires delivered to the Landfill by the general public.

All tires delivered to the Landfill are stockpiled and subsequently removed from the site. No processing or consumption of tires occurs at the Landfill. Therefore, processed, adjusted, and consumed tires have been recorded as zero. All other tire categories have been entered where appropriate. All tires recorded for this report are considered used tires.

If you have any questions or need additional information, please contact Jeanne' Detweiler, Landfill Expediter, at 941-795-3481.

Sincerely,


Gus DiFonzo, Manager
Solid Waste Division

Enclosure: 1

cc: **Kim Ford, P.E. FDEP SW District**
Daniel T. Gray, Director, Utility Operations Department
C. Michael Gore, Landfill Superintendent
Jeanne' Detweiler, Landfill Expediter



Department of Environmental Protection


DEP Form # 62-701.900(21)	
Waste Tire Processing Facility	
Form Title <u>Quarterly Report</u>	
Effective Date <u>3/22/00</u>	
DEP Application No. _____ (Filled in by DEP)	

Waste Tire Processing Facility Quarterly Report

Pursuant to Rule 62-711.530, Florida Administrative Code, the owner or operator of a waste tire processing facility shall submit the following information to the Department quarterly.

Quarter covered by this report 4th Quarter 2003 (First quarter begins on January 1 of any given year)

1. Facility name: Lena Road Landfill - Manatee County Utility Operations Department
2. Facility mailing address: 3333 Lena Road
 City: Bradenton County: Manatee Zip: 34211
3. Facility permit number: 126654-WT
4. Facility telephone number (941) 748-5543
5. Authorized person preparing report: Jeanne' Detweiler
6. Affiliation with facility: Expediter
7. Telephone number (if different from above): (941) 795-3481
8. Activity: Report in tons



	Beginning Inventory	Received	Processed	Consumed	Removed	Adjustments	Ending Inventory
Used Tires	276.10	405.07			235.5	All tires are c	436.65
Other whole Tires							
Processed tires							
Processing Waste							
Other							
Total	276.10	405.07			235.5		436.65

a. Explain all inventory adjustments. All tires are considered used. All tires are removed from the site.

b. List any period in which one or more category of inventory exceeded the permitted maximum for that category. How was that condition relieved?

For any excess inventory at the end of the quarter, state how and when this condition will be relieved. Attach Additional sheets, if necessary.

9. Certification:

To the best of my knowledge and belief, I certify the information provided in this report is true, accurate, and complete.

Gus DiFonzo, Solid Waste Manager
Print Name of Authorized Agent

H. DiFonzo
Signature of Authorized Agent

1-9-04
Date

Mail complete form to
the appropriate district office

Northwest District
160 Governmental Center
Pensacola, FL 32501-5794
850-595-8360

Northeast District
7825 Baymeadows Way, Ste. 200 B
Jacksonville, FL 32256-7590
904-448-4300

Central District
3319 Maguire Blvd., Ste. 232
Orlando, FL 32803-3767
407-894-7555

Southwest District
3804 Coconut Palm Dr.
Tampa, FL 33619
813-744-6100

South District
2295 Victoria Ave., Ste. 364
Fort Myers, FL 33902-2549
941-332-6975

Southeast District
400 North Congress Ave.
West Palm Beach, FL 33401
561-681-6600



MANATEE COUNTY GOVERNMENT

Utility Operations Department

January 8, 2004

John Morris, P.G., Solid Waste Section
Florida Department of Environmental Protection
3804 Coconut Palm Drive
Tampa, Florida 33619



RE: Waste Tire Processing Facility Quarterly Report
Third Quarter – 2003

Dear Mr. Morris:

Enclosed is the above referenced report for the period of October 1, 2003 to December 31, 2003. The supporting reports are generated from scale house data. Only pertinent information from the report is included with the waste tire report. This data includes Tires (in), Tires Out, Illegal Dumping – Tires. They are defined as follows:

- Illegally Dumped – Tires: Tires illegally dumped within Manatee County then subsequently picked up and delivered to the Landfill by various public agencies.
- Tires Out: Tires which are removed from the waste tire storage area by the County's contracted vendor for processing.
- Tires (in): Tires delivered to the Landfill by the general public.

All tires delivered to the Landfill are stockpiled and subsequently removed from the site. No processing or consumption of tires occurs at the Landfill. Therefore, processed, adjusted, and consumed tires have been recorded as zero. All other tire categories have been entered where appropriate. All tires recorded for this report are considered used tires.

If you have any questions or need additional information, please contact Jeanne' Detweiler, Landfill Expediter, at 941-795-3481.

Sincerely,

Gus DiFonzo, Manager
Solid Waste Division

Enclosure: 1

cc: Kim Ford, P.E. FDEP SW District
Daniel T. Gray, Director, Utility Operations Department
C. Michael Gore, Landfill Superintendent
Jeanne' Detweiler, Landfill Expediter



Department of Environmental Protection

DEP Form # 62-701.900(21)
Waste Tire Processing Facility
Form Title <u>Quarterly Report</u>
Effective Date <u>3/22/00</u>
DEP Application No. _____ (Filled in by DEP)

Waste Tire Processing Facility Quarterly Report

Pursuant to Rule 62-711.530, Florida Administrative Code, the owner or operator of a waste tire processing facility shall submit the following information to the Department quarterly.

Quarter covered by this report 4th Quarter 2003 (First quarter begins on January 1 of any given year)

- Facility name: Lena Road Landfill - Manatee County Utility Operations Department
- Facility mailing address: 3333 Lena Road
City: Bradenton County: Manatee Zip: 34211
- Facility permit number: 126654-WT
- Facility telephone number (941) 748-5543
- Authorized person preparing report: Jeanne' Detweiler
- Affiliation with facility: Expediter
- Telephone number (if different from above): (941) 795-3481



8. Activity: Report in tons

	Beginning Inventory	Received	Processed	Consumed	Removed	Adjustments	Ending Inventory
Used Tires	276.10	405.07			235.5	All tires are c	436.65
Other whole Tires							
Processed tires							
Processing Waste							
Other							
Total	276.10	405.07			235.5		436.65

- Explain all inventory adjustments. All tires are considered used. All tires are removed from the site.
- List any period in which one or more category of inventory exceeded the permitted maximum for that category. How was that condition relieved?

For any excess inventory at the end of the quarter, state how and when this condition will be relieved. Attach Additional sheets, if necessary.

9. Certification:

To the best of my knowledge and belief, I certify the information provided in this report is true, accurate, and complete.

Gus DiFonzo, Solid Waste Manager
Print Name of Authorized Agent

H. Ni Long
Signature of Authorized Agent

1-9-04
Date

Mail complete form to the appropriate district office

Northwest District
160 Governmental Center
Pensacola, FL 32501-5794
850-595-8360

Northeast District
7825 Baymeadows Way, Ste. 200 B
Jacksonville, FL 32256-7590
904-448-4300

Central District
3319 Maguire Blvd., Ste. 232
Orlando, FL 32803-3767
407-894-7555

Southwest District
3804 Coconut Palm Dr.
Tampa, FL 33619
813-744-6100

South District
2295 Victoria Ave., Ste. 364
Fort Myers, FL 33902-2549
941-332-6975

Southeast District
400 North Congress Ave.
West Palm Beach, FL 33401
561-681-6600



185748
MANATEE COUNTY
GOVERNMENT
Utility Operations Department

October 15, 2003

John Morris, P.G., Solid Waste Section
Florida Department of Environmental Protection
3804 Coconut Palm Drive
Tampa, Florida 33619



RE: Waste Tire Processing Facility Quarterly Report
Third Quarter – 2003

Dear Mr. Morris:

Enclosed is the above referenced report for the period of July 1, 2003 to September 30, 2003. The supporting reports are generated from scale house data. Only pertinent information from the report is included with the waste tire report. This data includes Tires (in), Tires Out, Illegal Dumping – Tires. They are defined as follows:

- **Illegally Dumped – Tires:** Tires illegally dumped within Manatee County then subsequently picked up and delivered to the Landfill by various public agencies.
- **Tires Out:** Tires which are removed from the waste tire storage area by the County's contracted vendor for processing.
- **Tires (in):** Tires delivered to the Landfill by the general public.

All tires delivered to the Landfill are stockpiled and subsequently removed from the site. No processing or consumption of tires occurs at the Landfill. Therefore, processed, adjusted, and consumed tires have been recorded as zero. All other tire categories have been entered where appropriate. All tires recorded for this report are considered used tires.

If you have any questions or need additional information, please contact Jeanne' Detweiler, Landfill Expediter, at 941-795-3481.

Sincerely,

Gus DiFonzo, Manager
Solid Waste Division

Enclosure: 1

cc: Kim Ford, P.E. FDEP SW District
Daniel T. Gray, Director, Utility Operations Department
C. Michael Gore, Landfill Superintendent
Jeanne' Detweiler, Landfill Expediter



Department of Environmental Protection

DEP Form # 62-701.900(21)
Waste Tire Processing Facility
Form Title <u>Quarterly Report</u>
Effective Date <u>3/22/00</u>
DEP Application No. _____
(Filled in by DEP)

Waste Tire Processing Facility Quarterly Report

Pursuant to Rule 62-711.530, Florida Administrative Code, the owner or operator of a waste tire processing facility shall submit the following information to the Department quarterly.

Quarter covered by this report 3rd Quarter 2003 (First quarter begins on January 1 of any given year)

- Facility name: Lena Road Landfill - Manatee County Utility Operations Department
- Facility mailing address: 3333 Lena Road
City: Bradenton County: Manatee Zip: 34211
- Facility permit number: 126654-WT
- Facility telephone number (941) 748-5543
- Authorized person preparing report: Jeanne' Detweiler
- Affiliation with facility: Expediter
- Telephone number (if different from above): (941) 795-3481
- Activity: Report in tons



	Beginning Inventory	Received	Processed	Consumed	Removed	Adjustments	Ending Inventory
Used Tires	400.77	351.34			476.01	All tires are	276.10
Other whole Tires							
Processed tires							
Processing Waste							
Other							
Total	400.77	351.34			476.01		276.10

- Explain all inventory adjustments. All tires are considered used. All tires are removed from the site.
- List any period in which one or more category of inventory exceeded the permitted maximum for that category. How was that condition relieved?

For any excess inventory at the end of the quarter, state how and when this condition will be relieved. Attach Additional sheets, if necessary.

9. Certification:

To the best of my knowledge and belief, I certify the information provided in this report is true, accurate, and complete.

Gus DiFonzo, Solid Waste Manager
Print Name of Authorized Agent

Gus DiFonzo
Signature of Authorized Agent

10/15/03
Date

Mail complete form to the appropriate district office

Northwest District
160 Governmental Center
Pensacola, FL 32501-5794
850-595-8360

Northeast District
7825 Baymeadows Way, Ste. 200 B
Jacksonville, FL 32256-7590
904-448-4300

Central District
3319 Maguire Blvd., Ste. 232
Orlando, FL 32803-3767
407-894-7555

Southwest District
3804 Coconut Palm Dr.
Tampa, FL 33619
813-744-6100

South District
2295 Victoria Ave., Ste. 364
Fort Myers, FL 33902-2549
941-332-6975

Southeast District
400 North Congress Ave.
West Palm Beach, FL 33401
561-681-6600



MANATEE COUNTY GOVERNMENT

Utility Operations Department

July 15, 2003

long
John Morris, P.G., Solid Waste Section
Florida Department of Environmental Protection
3804 Coconut Palm Drive
Tampa, Florida 33619



**RE: Waste Tire Processing Facility Quarterly Report
Second Quarter – 2003**

Dear Mr. Morris:

Enclosed is the above referenced report for the period of April 1, 2003 to June 30, 2003. The supporting reports are generated from scale house data. Only pertinent information from the report is included with the waste tire report. This data includes Tires (in), Tires Out, Illegal Dumping – Tires. They are defined as follows:

- **Illegally Dumped – Tires:** Tires illegally dumped within Manatee County then subsequently picked up and delivered to the Landfill by various public agencies.
- **Tires Out:** Tires which are removed from the waste tire storage area by the County's contracted vendor for processing.
- **Tires (in):** Tires delivered to the Landfill by the general public.

All tires delivered to the Landfill are stockpiled and subsequently removed from the site. No processing or consumption of tires occurs at the Landfill. Therefore, processed, adjusted, and consumed tires have been recorded as zero. All other tire categories have been entered where appropriate. All tires recorded for this report are considered used tires.

If you have any questions or need additional information, please contact Jeanne' Detweiler, Landfill Expediter, at 941-795-3481.

Sincerely,

Gus DiFonzo, Manager
Solid Waste Division

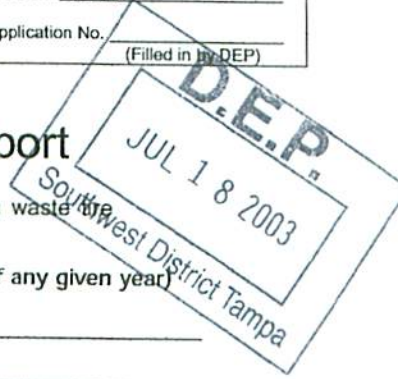
Enclosure: 1

cc: Kim Ford, P.E. FDEP SW District
Daniel T. Gray, Director, Utility Operations Department
C. Michael Gore, Landfill Superintendent
Jeanne' Detweiler, Landfill Expediter



Department of Environmental Protection

DEP Form # 62-701.900(21)
Waste Tire Processing Facility
Form Title Quarterly Report
Effective Date 3/22/00
DEP Application No. _____ (Filled in by DEP)



Waste Tire Processing Facility Quarterly Report

Pursuant to Rule 62-711.530, Florida Administrative Code, the owner or operator of a waste tire processing facility shall submit the following information to the Department quarterly.

Quarter covered by this report 2nd Quarter - 2003 (First quarter begins on January 1 of any given year)

- Facility name: Lena Road Landfill - Manatee County Utility Operations Department
- Facility mailing address: Post Office Box 25010
City: Bradenton County: Manatee Zip: 34211
- Facility permit number: 126654-WT
- Facility telephone number (941) 748-5543
- Authorized person preparing report: Jeanne' Detweiler
- Affiliation with facility: Expediter
- Telephone number (if different from above): (941) 795-3481
- Activity: Report in tons

	Beginning Inventory	Received	Processed	Consumed	Removed	Adjustments	Ending Inventory
Used Tires	226.66	402.8	0	0	228.69	0	400.77
Other whole Tires	0	0	0	0	0	0	0
Processed tires	0	0	0	0	0	0	0
Processing Waste	0	0	0	0	0	0	0
Other	0	0	0	0	0	0	0
Total	226.66	402.8	0	0	228.69	0	400.77

a. Explain all inventory adjustments. 0

b. List any period in which one or more category of inventory exceeded the permitted maximum for that category. How was that condition relieved?

For any excess inventory at the end of the quarter, state how and when this condition will be relieved. Attach Additional sheets, if necessary.

9. Certification:
To the best of my knowledge and belief, I certify the information provided in this report is true, accurate, and complete.

Gus DiFonzo, Solid Waste Manager *G. DiFonzo* 7-17-03
Print Name of Authorized Agent Signature of Authorized Agent Date

Mail complete form to the appropriate district office

- Northwest District: 160 Governmental Center, Pensacola, FL 32501-5794, 850-595-8360
- Northeast District: 7825 Baymeadows Way, Ste. 200 B, Jacksonville, FL 32256-7590, 904-448-4300
- Central District: 3319 Maguire Blvd., Ste. 232, Orlando, FL 32803-3767, 407-894-7555
- Southwest District: 3804 Coconut Palm Dr., Tampa, FL 33619, 813-744-6100
- South District: 2295 Victoria Ave., Ste. 364, Fort Myers, FL 33902-2549, 941-332-6975
- Southeast District: 400 North Congress Ave., West Palm Beach, FL 33401, 561-681-6600



145748

MANATEE COUNTY GOVERNMENT

Utility Operations Department

July 15, 2003

John Morris, P.G., Solid Waste Section
Florida Department of Environmental Protection
3804 Coconut Palm Drive
Tampa, Florida 33619

DATE STAMP??
~~###~~ ? ?

**RE: Waste Tire Processing Facility Quarterly Report
Second Quarter – 2003**

Dear Mr. Morris:

Enclosed is the above referenced report for the period of April 1, 2003 to June 30, 2003. The supporting reports are generated from scale house data. Only pertinent information from the report is included with the waste tire report. This data includes Tires (in), Tires Out, Illegal Dumping – Tires. They are defined as follows:

- **Illegally Dumped – Tires:** Tires illegally dumped within Manatee County then subsequently picked up and delivered to the Landfill by various public agencies.
- **Tires Out:** Tires which are removed from the waste tire storage area by the County's contracted vendor for processing.
- **Tires (in):** Tires delivered to the Landfill by the general public.

All tires delivered to the Landfill are stockpiled and subsequently removed from the site. No processing or consumption of tires occurs at the Landfill. Therefore, processed, adjusted, and consumed tires have been recorded as zero. All other tire categories have been entered where appropriate. All tires recorded for this report are considered used tires.


If you have any questions or need additional information, please contact Jeanne' Detweiler, Landfill Expediter, at 941-795-3481.

Sincerely,


Gus DiForzo, Manager
Solid Waste Division

Enclosure: 1

cc: **Kim Ford, P.E. FDEP SW District**
Daniel T. Gray, Director, Utility Operations Department
C. Michael Gore, Landfill Superintendent
Jeanne' Detweiler, Landfill Expediter



Department of Environmental Protection

DEP Form # 62-701.900(21)
Waste Tire Processing Facility
Form Title <u>Quarterly Report</u>
Effective Date <u>3/22/00</u>
DEP Application No. _____ (Filled in by DEP)

Waste Tire Processing Facility Quarterly Report

Pursuant to Rule 62-711.530, Florida Administrative Code, the owner or operator of a waste tire processing facility shall submit the following information to the Department quarterly.

Quarter covered by this report 2nd Quarter - 2003 (First quarter begins on January 1 of any given year)

- Facility name: Lena Road Landfill - Manatee County Utility Operations Department
- Facility mailing address: Post Office Box 25010
City: Bradenton County: Manatee Zip: 34211
- Facility permit number: 126654-WT
- Facility telephone number (941) 748-5543
- Authorized person preparing report: Jeanne' Detweiler
- Affiliation with facility: Expediter
- Telephone number (if different from above): (941) 795-3481
- Activity: Report in tons

	Beginning Inventory	Received	Processed	Consumed	Removed	Adjustments	Ending Inventory
Used Tires	226.66	402.8	0	0	228.69	0	400.77
Other whole Tires	0	0	0	0	0	0	0
Processed tires	0	0	0	0	0	0	0
Processing Waste	0	0	0	0	0	0	0
Other	0	0	0	0	0	0	0
Total	226.66	402.8	0	0	228.69	0	400.77

- Explain all inventory adjustments. 0
- List any period in which one or more category of inventory exceeded the permitted maximum for that category. How was that condition relieved?

For any excess inventory at the end of the quarter, state how and when this condition will be relieved. Attach Additional sheets, if necessary.

9. Certification:

To the best of my knowledge and belief, I certify the information provided in this report is true, accurate, and complete.

Gus DiFonzo, Solid Waste Manager
Print Name of Authorized Agent

H. DiFonzo
Signature of Authorized Agent

7-17-03
Date

Mail complete form to the appropriate district office

Northwest District
160 Governmental Center
Pensacola, FL 32501-5794
860-696-8360

Northeast District
7825 Baymeadows Way, Ste. 200 B
Jacksonville, FL 32256-7590
904-448-4300

Central District
3319 Maguire Blvd., Ste. 232
Orlando, FL 32803-3787
407-894-7555

Southwest District
3804 Coconut Palm Dr.
Tampa, FL 33619
813-744-6100

South District
2285 Victoria Ave., Ste. 364
Fort Myers, FL 33902-2549
941-332-6975

Southeast District
400 North Congress Ave.
West Palm Beach, FL 33401
561-881-6600



185748
MANATEE COUNTY
GOVERNMENT
Utility Operations Department

D.E.P.
APR 15 2003
Southwest District Tampa

April 11, 2003

John Morris, P.G., Solid Waste Section
Florida Department of Environmental Protection
3804 Coconut Palm Drive
Tampa, Florida 33619

Re: Waste Tire Processing Facility Quarterly Report
First Quarter -- 2003

Dear Mr. Morris:

Enclosed is the above referenced report for the period of January 1 through March 31, 2003. The supporting reports are generated from scale house data. Only pertinent information from the report is included with the waste tire report. This data includes Tires Illegally Dumped, Tires In, and Tires Out. They are defined as follows:

- Tires Illegally Dumped: Tires illegally dumped within Manatee County then subsequently picked up and delivered to the Landfill by various public agencies.
- Tires Out: Tires which are removed from the waste tire storage area by the County's contracted vendor for processing.
- Tires In: Tires delivered to the Landfill by the general public.

All tires delivered to the Landfill are stockpiled and subsequently removed from site. No processing or consumption of tires occurs at the Landfill. Therefore, processed, adjusted, and consumed tires have been recorded as zero. All other tire categories have been entered where appropriate. All tires recorded for this report are considered used tires.


If you have any questions or need additional information, please contact Gwen Pagington, Solid Waste Program Specialist, at 941/795-3428.

Sincerely,

Gus DiFonzo,
Solid Waste Division Manager

Enclosure: 1

cc: Kim Ford, P.E., FDEP SW District
Daniel T. Gray, Director, Utility Operations Department *D. Gray*
C. Michael Gore, Landfill Superintendent
Gwen Pagington, Solid Waste Program Specialist



Department of Environmental Protection

DEP Form # 62-701.500(21)
Waste Tire Processing Facility
Form Title: Quarterly Report
Effective Date: 12/3/95
DEP Application No. (Filled in by DEP)

Waste Tire Processing Facility Quarterly Report

Pursuant to Rule 62-711.530, Florida Administrative Code, the owner or operator of a waste tire processing facility shall submit the following information to the Department quarterly.

Quarter covered by this report: 1st Quarter -- 2003 (First quarter begins on January 1 of any given year)

1. Facility name: Lena Road Landfill -- Manatee County Utility Operations Department

2. Facility mailing address: Post Office Box 25010

City: Bradenton County: Manatee Zip: 34206

3. Facility permit number: 126654-001 WT

4. Facility telephone number: (941) 748-5543

5. Authorized person preparing report: Gwen Pagington

6. Affiliation with facility: Solid Waste Program Specialist

7. Telephone number (if different from above): (941) 795-3428

8. Activity: Report in tons.

Table with 8 columns: Category, Beginning Inventory, Received, Processed, Consumed, Removed, Adjustments, Ending Inventory. Rows include Used Tires, Other whole tires, Processed tires, Processing Waste, Other, and Total.

a. Explain all inventory adjustments. All tires considered used. All tires are removed from the site.

b. List any period in which one or more category of inventory exceeded the permitted maximum for that category. How was that condition relieved?

For any excess inventory at the end of the quarter, state how and when this condition will be relieved. Attach additional sheets, if necessary.

9. Certification:

To the best of my knowledge and belief, I certify the information provided in this report is true, accurate and complete.

Gus DiFonzo
Name of Authorized Agent

H. DiFonzo
Signature of Authorized Agent

4/11/03
Date

Mail complete form to the appropriate district office

Northwest District
150 Governmental Center
Pensacola, FL 32501-5794
504-444-9380

Northeast District
7325 Baymeadows Way, Ste. B300
Jacksonville, FL 32256-7590
904-443-4300

Central District
3319 Alaguir Blvd., Ste. 232
Orlando, FL 32803-3767
407-554-7555

Southwest District
3304 Coconut Palm Dr.
Tampa, FL 33619
813-744-6100

South District
2295 Victoria Ave., Ste. 364
Fort Myers, FL 33901-3681
541-332-6975

Southeast District
600 North Congress
West Palm Beach, FL 33409
561-681-6600

MATERIAL SUMMARY OVERVIEW - MARCH, 2003

	MATERIAL TONS	TOTAL MATERIAL CATEGORY TONS	Gross Tons
Landfilled			
Residential Mixed Waste	10,680.87		
Residential Mixed Waste Uncovered	0.67		
Residential Mixed-Out of Cty	0.28		
Residential Mixed-Out of Cty/Uncover	0.00	10,681.82	
Commercial Mixed Waste	15,833.05		
Commercial Mixed-Uncovered	0.00		
Commercial Mixed Waste-Out of County	0.19	15,833.24	
C & D Debris	2,958.55		
C & D Debris-Uncover	0.00		
C & D Debris-Out of Cty	0.00	2,958.55	
LBKsouth-Mixed Waste	508.08		
Ditch Cleanup	1,898.58		
Civic Beautification/Cleanup	64.04	1,962.62	
Sewer Plant Sludge	0.00		
Illegal Dumping	146.32		
Landfill Cover	235.05		
Cover Provided by Landfill Staff & Pr.Mgm.	1,169.76		
Water Plant Sludge	0.00	1,404.81	
Not Specified - (Clerical Use Only)	55.16	Not a "Material" count	
Debris (Out) (YW use only)	7.28		
Diverted			
Tires - In	127.85		
Tires-Illegally Dumped	5.52	133.37	
Yard Waste/Wood	5,847.83		
Yard Waste/Wood-Uncover	0.00		
Yard Waste/Wood-Out of Cty	0.00		
Yard Waste/Civic Beautification	0.00		
Yard Waste/Wood-LBK South	45.97	5,893.80	
White Goods - In	57.34	39.82	51.20
Recycled			
Mulch Out	0.00		
YW Fuel/Fines Out (Figs. provided by LF staff)	3,782.50		
YW Fuel Out (Figs. provided by CRR, Inc.)	1,810.6	5,593.12	
Tires Out	60.74		
White Goods Out	149.05		133.08
TOTAL LANDFILLED: *		32,097.91	
TOTAL DIVERTED: *		6,084.51	
TOTAL RECYCLED:		5,802.91	
TOTAL REPORT TONS:		43,985.33	
NOT SPECIFIED WASTE:		55.16	
COVER MATERIAL:		5,187.31	
TOTAL SUMMARY:		49,227.80	

NUMBER OF TRANSACTIONS: 8,897

cc: Mike Gore

Landfill Cover: Stand Alone Material

Total Diverted/Recycled: 11,887.42
 Total Incoming/Diverted/Cover: 43,369.73
 *Total In-Coming Tons: 38,182.42

4/10/03 Thu
Ver 3.6

Manatee County Landfill

10:11 am
Page 1

Material Totals
P:\DATA\MAFLTRAN.MDB
MATERIAL CLASS TOTALS
[Date Out] Between 3/1/2003 and 3/31/2003

Tbl Entry Gross	Label	Count	Net	Net Tn
1	Not Specified	82	110320.0	55.16
10	Residential Mixed Waste	1548	21361740.0	10680.87
20	Residential Mixed Waste U	1	1340.0	0.67
30	Residential Mixed Waste O	1	560.0	0.28
110	Commercial Mixed Waste	3379	31666100.0	15833.05
130	Commercial Mixed Waste Ou	1	380.0	0.19
210	Tires	73	255700.0	127.85
310	Yard Waste/Wood	2018	11695660.0	5847.83
410	C&D Debris	1372	5917100.0	2958.55
500	Longboat Key-South Mixed	46	1016160.0	508.08
510	Longboat Key-South Yard W	6	91940.0	45.97
600	Ditch Cleaning	164	3797160.0	1898.58
700	Illegal Dumping	23	292640.0	146.32
710	Illegal Dumping - Tires	10	11040.0	5.52
720	Landfill Cover Material	13	470100.0	235.05
740	Civic Beautification	27	128080.0	64.04
800	White Goods - In	106	114680.0	57.34
1000	White Goods - Out	16	298100.0	149.05
1010	Tires Out	4	121480.0	60.74
1030	Debris Out	7	14560.0	7.28
9551		8897	77364840	38682.42

MATERIAL SUMMARY OVERVIEW - FEBRUARY, 2003

	MATERIAL TONS	TOTAL MATERIAL CATEGORY TONS	Gross Tons
Landfilled			
Residential Mixed Waste	9,212.30		
Residential Mixed Waste Uncovered	0.00		
Residential Mixed-Out of Cty	0.00		
Residential Mixed-Out of Cty/Uncover	0.00	9,212.30	
Commercial Mixed Waste	14,613.09		
Commercial Mixed-Uncovered	0.00		
Commercial Mixed Waste-Out of County	0.39	14,613.48	
C & D Debris	2,890.68		
C & D Debris-Uncover	0.00		
C & D Debris-Out of Cty	1.93	2,892.61	
LBKsouth-Mixed Waste	414.29		
Ditch Cleanup	957.73		
Civic Beautification/Cleanup	5.31	963.04	
Sewer Plant Sludge	0.00		
Illegal Dumping	40.73		
Landfill Cover	1,027.31		
Cover Provided by Landfill Staff & Pr.Mgm.	2,397.97		
Water Plant Sludge	0.00	3,425.28	
Not Specified - (Clerical Use Only)	182.11	Not a "Material" count	
Debris (Out) (YW use only)	11.43		
Diverted			
Tires - In	90.49		
Tires-Illegally Dumped	0.00	90.49	
Yard Waste/Wood	4,136.62		
Yard Waste/Wood-Uncover	0.35		
Yard Waste/Wood-Out of Cty	0.00		
Yard Waste/Civic Beautification	0.00		
Yard Waste/Wood-LBK South	47.05	4,184.02	
White Goods - In	39.82	39.82	35.55
Recycled			
Mulch Out	0.00		
YW Fuel/Fines Out (Figs. provided by LF staff)	3,310.00		
YW Fuel Out (Figs. provided by CRR, Inc.)	3,222.4	6,532.40	
Tires Out	75.15		
White Goods Out	106.65		95.22
TOTAL LANDFILLED: *		28,147.88	
TOTAL DIVERTED: *		4,314.33	
TOTAL RECYCLED:		6,714.20	
TOTAL REPORT TONS:		39,176.41	
NOT SPECIFIED WASTE:		182.11	
COVER MATERIAL:		6,735.28	
TOTAL SUMMARY:		46,093.80	

NUMBER OF TRANSACTIONS: 7,754

cc: Mike Gore

Total Diverted/Recycled:	11,028.53
Total Incoming/Diverted/Cover:	39,197.49
*Total In-Coming Tons:	32,462.21

Landfill Cover: Stand Alone Material

Material Totals

P:\DATA\MAFLTRAN.MDB

MATERIAL CLASS TOTALS

[Date Out] Between 2/1/03 and 2/28/03

Tbl Entry	Label	Count	Net	Net Tn
	1 Not Specified	72	364220	182.11/
	10 Residential Mixed Waste	1382	18424600	9212.3/
	110 Commercial Mixed Waste	3085	29226170	14613.09✓
	130 Commercial Mixed Waste Out of c	1	780	0.39✓
	210 Tires	58	180980	90.49✓
	310 Yard Waste/Wood	1577	8273240	4136.62✓
	320 Yard Waste/Uncovered	1	700	0.35✓
	410 C&D Debris	1263	5781360	2890.68✓
	430 C&D Debris Out of County	1	3860	1.93✓
	500 Longboat Key-South Mixed	39	828580	414.29✓
	510 Longboat Key-South Yard W	7	94100	47.05✓
	600 Ditch Cleaning	94	1915460	957.73✓
	700 Illegal Dumping	19	81460	40.73✓
	720 Landfill Cover Material	55	2054620	1027.31✓
	740 Civic Beautification	2	10620	5.31✓
	800 White Goods - In	68	79640	39.82✓
	1000 White Goods - Out	14	213300	106.65✓
	1010 Tires Out	6	150300	75.15✓
	1030 Debris Out	10	22860	11.43✓
9541		7754✓	67706850	33853.43



MATERIAL SUMMARY OVERVIEW - JANUARY, 2003

	MATERIAL TONS	TOTAL MATERIAL CATEGORY TONS	Gross Tons
Landfilled			
Residential Mixed Waste	10,151.41		
Residential Mixed Waste Uncovered	0.41		
Residential Mixed-Out of Cty	1.09		
Residential Mixed-Out of Cty/Uncover	0.00	10,152.91	
Commercial Mixed Waste	15,372.98		
Commercial Mixed-Uncovered	0.00		
Commercial Mixed Waste-Out of County	0.00	15,372.98	
C & D Debris	3,026.14		
C & D Debris-Uncover	0.00		
C & D Debris-Out of Cty	0.00	3,026.14	
LBKsouth-Mixed Waste	519.11		
Ditch Cleanup	782.59		
Civic Beautification/Cleanup	180.00	962.59	
Sewer Plant Sludge	0.00		
Illegal Dumping	14.72		
Landfill Cover	1,334.00		
Cover Provided by Landfill Staff & Pr.Mgm.	1,950.00		
Water Plant Sludge	0.00	3,284.00	
Not Specified - (Clerical Use Only)	81.18	Not a "Material" count	
Debris (Out) (YW use only)	7.75		
Diverted			
Tires - In	94.08		
Tires-Illegally Dumped	2.84	96.92	
Yard Waste/Wood	3,832.40		
Yard Waste/Wood-Uncover	2.20		
Yard Waste/Wood-Out of Cty	0.00		
Yard Waste/Civic Beautification	0.00		
Yard Waste/Wood-LBK South	38.60	3,873.20	
White Goods - In	40.38		36.05
Recycled			
Mulch Out	0.00		
YW Fuel/Fines Out (Figs. provided by LF staff)	2,035.00		
YW Fuel Out (Figs. provided by CRR, Inc.)	89,986.4	92,021.40	
Tires Out	172.50		
White Goods Out	89.29		79.72
TOTAL LANDFILLED: *		30,056.20	
TOTAL DIVERTED: *		4,010.50	
TOTAL RECYCLED:		92,283.19	
TOTAL REPORT TONS:		126,349.89	
NOT SPECIFIED WASTE:		81.18	
COVER MATERIAL:		5,319.00	
TOTAL SUMMARY:		131,750.07	

NUMBER OF TRANSACTIONS: 8,300

cc: Mike Gore

Total Diverted/Recycled:	96,293.69
Total Incoming/Diverted/Cover:	39,385.70
*Total In-Coming Tons:	34,066.70

Landfill Cover: Stand Alone Material

Material Totals
P:\DATA\MAFLTRAN.MDB
MATERIAL CLASS TOTALS
[Date Out] Between 1/1/2003 and 1/31/2003

Tbl Entry	Label	Count	Net	Net Tn	Gross
1	Not Specified	49	162360.0	81.18✓	
10	Residential Mixed Waste	1537	20302820.0	10151.41✓	
20	Residential Mixed Waste U	1	820.0	0.41✓	
30	Residential Mixed Waste O	2	2180.0	1.09✓	
110	Commercial Mixed Waste	3285	30745950.0	15372.98✓	
210	Tires	53	188160.0	94.08✓	
310	Yard Waste/Wood	1742	7664800.0	3832.40✓	
320	Yard Waste/Uncovered	1	4400.0	2.20✓	
410	C&D Debris	1317	6052270.0	3026.14✓	
500	Longboat Key-South Mixed	53	1038220.0	519.11✓	
510	Longboat Key-South Yard W	7	77200.0	38.60✓	
600	Ditch Cleaning	58	1565180.0	782.59✓	
700	Illegal Dumping	13	29440.0	14.72✓	
710	Illegal Dumping - Tires	3	5680.0	2.84✓	
720	Landfill Cover Material	66	2668000.0	1334.00✓	
740	Civic Beautification	14	360000.0	180.00✓	
800	White Goods - In	69	80760.0	40.38✓	
1000	White Goods - Out	10	178580.0	89.29✓	
1010	Tires Out	12	345000.0	172.50✓	
1030	Debris Out	8	15500.0	7.75✓	
9741		8300	71487320	35743.67✓	

185748



MANATEE COUNTY GOVERNMENT

Utility Operations Department

Kim



April 11, 2003

KIM

John Morris, P.G., Solid Waste Section
Florida Department of Environmental Protection
3804 Coconut Palm Drive
Tampa, Florida 33619

Re: Waste Tire Processing Facility Quarterly Report
First Quarter -- 2003

Dear Mr. Morris:

Enclosed is the above referenced report for the period of January 1 through March 31, 2003. The supporting reports are generated from scale house data. Only pertinent information from the report is included with the waste tire report. This data includes Tires Illegally Dumped, Tires In, and Tires Out. They are defined as follows:

- Tires Illegally Dumped: Tires illegally dumped within Manatee County then subsequently picked up and delivered to the Landfill by various public agencies.
- Tires Out: Tires which are removed from the waste tire storage area by the County's contracted vendor for processing.
- Tires In: Tires delivered to the Landfill by the general public.

All tires delivered to the Landfill are stockpiled and subsequently removed from site. No processing or consumption of tires occurs at the Landfill. Therefore, processed, adjusted, and consumed tires have been recorded as zero. All other tire categories have been entered where appropriate. All tires recorded for this report are considered used tires.

If you have any questions or need additional information, please contact Gwen Pagington, Solid Waste Program Specialist, at 941/795-3428.

Sincerely,

Gus DiFonzo,
Solid Waste Division Manager

Enclosure: 1

cc: Kim Ford, P.E., FDEP SW District
Daniel T. Gray, Director, Utility Operations Department *D. Gray*
C. Michael Gore, Landfill Superintendent
Gwen Pagington, Solid Waste Program Specialist



Department of Environmental Protection

DEP Form # 62-701.500(21)
Waste Tire Processing Facility
Form Title Quarterly Report
Effective Date 12/23/95
DEP Application No. (Filled in by DEP)

Waste Tire Processing Facility Quarterly Report

Pursuant to Rule 62-711.530, Florida Administrative Code, the owner or operator of a waste tire processing facility shall submit the following information to the Department quarterly.

Quarter covered by this report: 1st Quarter -- 2003 (First quarter begins on January 1 of any given year)

- 1. Facility name: Lena Road Landfill -- Manatee County Utility Operations Department
2. Facility mailing address: Post Office Box 25010
City: Bradenton County: Manatee Zip: 34206
3. Facility permit number: 126654-001 WT
4. Facility telephone number: (941) 748-5543
5. Authorized person preparing report: Gwen Pagington
6. Affiliation with facility: Solid Waste Program Specialist
7. Telephone number (if different from above): (941) 795-3428

FLORIDA DEPARTMENT OF ENVIRONMENTAL PROTECTION
APR 15 2003
SOUTHWEST DISTRICT TAMPA

8. Activity: Report in tons.

Table with 8 columns: Used Tires, Other whole tires, Processed tires, Processing Waste, Other, Total, Beginning Inventory, Received, Processed, Consumed, Removed, Adjustments, Ending Inventory

a. Explain all inventory adjustments. All tires considered used. All tires are removed from the site.

b. List any period in which one or more category of inventory exceeded the permitted maximum for that category. How was that condition relieved?

For any excess inventory at the end of the quarter, state how and when this condition will be relieved. Attach additional sheets, if necessary.

9. Certification:

To the best of my knowledge and belief, I certify the information provided in this report is true, accurate and complete.

Gus DiFonzo
Name of Authorized Agent

H. DiFonzo
Signature of Authorized Agent

4/11/03
Date

Mail complete form to the appropriate district office

Northwest District
150 Governmental Center
Pensacola, FL 32501-5794
904-444-8360

Northeast District
7925 Baymeadows Way, Ste. 6200
Jacksonville, FL 32256-7590
904-443-4300

Central District
3319 Maguire Blvd., Ste. 232
Orlando, FL 32803-3767
407-854-7555

Southwest District
3304 Coconut Palm Dr.
Tampa, FL 33619
813-744-6100

South District
2295 Victoria Ave., Ste. 364
Fort Myers, FL 33901-3851
941-332-6975

Southeast District
400 North Congress St.
West Palm Beach, FL 33411
561-631-6600

MATERIAL SUMMARY OVERVIEW - JANUARY, 2003

	MATERIAL TONS	TOTAL MATERIAL CATEGORY TONS	Gross Tons
Landfilled			
Residential Mixed Waste	10,151.41		
Residential Mixed Waste Uncovered	0.41		
Residential Mixed-Out of Cty	1.09		
Residential Mixed-Out of Cty/Uncover	0.00	10,152.91	
Commercial Mixed Waste	15,372.98		
Commercial Mixed-Uncovered	0.00		
Commercial Mixed Waste-Out of County	0.00	15,372.98	
C & D Debris	3,026.14		
C & D Debris-Uncover	0.00		
C & D Debris-Out of Cty	0.00	3,026.14	
LBKsouth-Mixed Waste	519.11		
Ditch Cleanup	782.59		
Civic Beautification/Cleanup	180.00	962.59	
Sewer Plant Sludge	0.00		
Illegal Dumping	14.72		
Landfill Cover	1,334.00		
Cover Provided by Landfill Staff & Pr.Mgm.	1,950.00		
Water Plant Sludge	0.00	3,284.00	
Not Specified - (Clerical Use Only)	81.18	Not a "Material" count	
Debris (Out) (YW use only)	7.75		
Diverted			
Tires - In	94.08		
Tires-Illegally Dumped	2.84	96.92	
Yard Waste/Wood	3,832.40		
Yard Waste/Wood-Uncover	2.20		
Yard Waste/Wood-Out of Cty	0.00		
Yard Waste/Civic Beautification	0.00		
Yard Waste/Wood-LBK South	38.60	3,873.20	
White Goods - In	40.38		36.05
Recycled			
Mulch Out	0.00		
YW Fuel/Fines Out (Figs. provided by LF staff)	2,035.00		
YW Fuel Out (Figs. provided by CRR, Inc.)	89,986.4	92,021.40	
Tires Out	172.50		
White Goods Out	89.29		79.72
TOTAL LANDFILLED: *		30,056.20	
TOTAL DIVERTED: *		4,010.50	
TOTAL RECYCLED:		92,283.19	
TOTAL REPORT TONS:		126,349.89	
NOT SPECIFIED WASTE:		81.18	
COVER MATERIAL:		5,319.00	
TOTAL SUMMARY:		131,750.07	

NUMBER OF TRANSACTIONS: 8,300

cc: Mike Gore

Total Diverted/Recycled:	96,293.69
Total Incoming/Diverted/Cover:	39,385.70
*Total In-Coming Tons:	34,066.70

Landfill Cover: Stand Alone Material

MATERIAL SUMMARY OVERVIEW - FEBRUARY, 2003

	MATERIAL TONS	TOTAL MATERIAL CATEGORY TONS	Gross Tons
Landfilled			
Residential Mixed Waste	9,212.30		
Residential Mixed Waste Uncovered	0.00		
Residential Mixed-Out of Cty	0.00		
Residential Mixed-Out of Cty/Uncover	0.00	9,212.30	
Commercial Mixed Waste	14,613.09		
Commercial Mixed-Uncovered	0.00		
Commercial Mixed Waste-Out of County	0.39	14,613.48	
C & D Debris	2,890.68		
C & D Debris-Uncover	0.00		
C & D Debris-Out of Cty	1.93	2,892.61	
LBKsouth-Mixed Waste	414.29		
Ditch Cleanup	957.73		
Civic Beautification/Cleanup	5.31	963.04	
Sewer Plant Sludge	0.00		
Illegal Dumping	40.73		
Landfill Cover	1,027.31		
Cover Provided by Landfill Staff & Pr.Mgm.	2,397.97		
Water Plant Sludge	0.00	3,425.28	
Not Specified - (Clerical Use Only)	182.11	Not a "Material" count	
Debris (Out) (YW use only)	11.43		
Diverted			
Tires - In	90.49		
Tires-Illegally Dumped	0.00	90.49	
Yard Waste/Wood	4,136.62		
Yard Waste/Wood-Uncover	0.35		
Yard Waste/Wood-Out of Cty	0.00		
Yard Waste/Civic Beautification	0.00		
Yard Waste/Wood-LBK South	47.05	4,184.02	
White Goods - In	39.82	39.82	35.55
Recycled			
Mulch Out	0.00		
YW Fuel/Fines Out (Figs. provided by LF staff)	3,310.00		
YW Fuel Out (Figs. provided by CRR, Inc.)	3,222.4	6,532.40	
Tires Out	75.15		
White Goods Out	106.65		95.22
TOTAL LANDFILLED: *		28,147.88	
TOTAL DIVERTED: *		4,314.33	
TOTAL RECYCLED:		6,714.20	
TOTAL REPORT TONS:		39,176.41	
NOT SPECIFIED WASTE:		182.11	
COVER MATERIAL:		6,735.28	
TOTAL SUMMARY:		46,093.80	

NUMBER OF TRANSACTIONS: 7,754

cc: Mike Gore

Total Diverted/Recycled:	11,028.53
Total Incoming/Diverted/Cover:	39,197.49
*Total In-Coming Tons:	32,462.21

Landfill Cover: Stand Alone Material

MATERIAL SUMMARY OVERVIEW - MARCH, 2003

	MATERIAL TONS	TOTAL MATERIAL CATEGORY TONS	Gross Tons
Landfilled			
Residential Mixed Waste	10,680.87		
Residential Mixed Waste Uncovered	0.67		
Residential Mixed-Out of Cty	0.28		
Residential Mixed-Out of Cty/Uncover	0.00	10,681.82	
Commercial Mixed Waste	15,833.05		
Commercial Mixed-Uncovered	0.00		
Commercial Mixed Waste-Out of County	0.19	15,833.24	
C & D Debris	2,958.55		
C & D Debris-Uncover	0.00		
C & D Debris-Out of Cty	0.00	2,958.55	
LBKsouth-Mixed Waste	508.08		
Ditch Cleanup	1,898.58		
Civic Beautification/Cleanup	64.04	1,962.62	
Sewer Plant Sludge	0.00		
Illegal Dumping	146.32		
Landfill Cover	235.05		
Cover Provided by Landfill Staff & Pr.Mgm.	1,169.76		
Water Plant Sludge	0.00	1,404.81	
Not Specified - (Clerical Use Only)	55.16	Not a "Material" count	
Debris (Out) (YW use only)	7.28		
Diverted			
Tires - In	127.85		
Tires-Illegally Dumped	5.52	133.37	
Yard Waste/Wood	5,847.83		
Yard Waste/Wood-Uncover	0.00		
Yard Waste/Wood-Out of Cty	0.00		
Yard Waste/Civic Beautification	0.00		
Yard Waste/Wood-LBK South	45.97	5,893.80	
White Goods - In	57.34	39.82	51.20
Recycled			
Mulch Out	0.00		
YW Fuel/Fines Out (Figs. provided by LF staff)	3,782.50		
YW Fuel Out (Figs. provided by CRR, Inc.)	1,810.6	5,593.12	
Tires Out	60.74		
White Goods Out	149.05		133.08
TOTAL LANDFILLED: *		32,097.91	
TOTAL DIVERTED: *		6,084.51	
TOTAL RECYCLED:		5,802.91	
TOTAL REPORT TONS:		43,985.33	
NOT SPECIFIED WASTE:		55.16	
COVER MATERIAL:		5,187.31	
TOTAL SUMMARY:		49,227.80	

NUMBER OF TRANSACTIONS: 8,897

cc: Mike Gore

Landfill Cover: Stand Alone Material

Total Diverted/Recycled: 11,887.42
 Total Incoming/Diverted/Cover: 43,369.73
 *Total In-Coming Tons: 38,182.42



155745

MANATEE COUNTY GOVERNMENT

Utility Operations Department

January 10, 2003

John Morris, P.G., Solid Waste Section
Florida Department of Environmental Protection
3804 Coconut Palm Drive
Tampa, Florida 33619

Re: Waste Tire Processing Facility Quarterly Report
Fourth Quarter -- 2002

Dear Mr. Morris:

Enclosed is the above referenced report for the period of October 1 through December 31, 2002. The supporting reports are generated from scale house data. Only pertinent information from the report is included with the waste tire report. This data includes Tires Illegally Dumped, Tires In, and Tires Out. They are defined as follows:

- Tires Illegally Dumped: Tires illegally dumped within Manatee County then subsequently picked up and delivered to the Landfill by various public agencies.
- Tires Out: Tires which are removed from the waste tire storage area by the County's contracted vendor for processing.
- Tires In: Tires delivered to the Landfill by the general public.

All tires delivered to the Landfill are stockpiled and subsequently removed from site. No processing or consumption of tires occurs at the Landfill. Therefore, processed, adjusted, and consumed tires have been recorded as zero. All other tire categories have been entered where appropriate. All tires recorded for this report are considered used tires.

If you have any questions or need additional information, please contact me at 941/795-3473.

Sincerely,

Gus DiFonzo,
Solid Waste Manager

GD:gp

cc: Kim Ford, P.E., FDEP SW District
Daniel T. Gray, Director, Utility Operations Department
C. Michael Gore, Landfill Superintendent
Gwen Pagation, Solid Waste Program Specialist



Department of Environmental Protection

DEP Form # 62-701.500(21)
 Waste Tire Processing Facility
 Form Title: Quarterly Report
 Effective Date: 12/23/95
 DEP Application No. (Filled in by DEP)

Waste Tire Processing Facility Quarterly Report

Pursuant to Rule 62-711.530, Florida Administrative Code, the owner or operator of a waste tire processing facility shall submit the following information to the Department quarterly.

RECEIVED
 JAN 15 2003
 D.E.P.
 SOUTHWEST DISTRICT

Quarter covered by this report: 4th Quarter-2002 (First quarter begins on January 1 of any given year)

1. Facility name: Lena Road Landfill -- Manatee County Utility Operations Department
2. Facility mailing address: Post Office Box 25010
 City: Bradenton County: Manatee Zip: 34206
3. Facility permit number: 126654-001 WT
4. Facility telephone number: (941) 748-5543
5. Authorized person preparing report: Gwen Pagington
6. Affiliation with facility: Solid Waste Program Specialist
7. Telephone number (if different from above): (941) 795-3428

8. Activity: Report in tons.

	Beginning Inventory	Received	Processed	Consumed	Removed	Adjustments	Ending Inventory
Used Tires	191.55	252.89	0	0	230.17	0	214.27
Other whole tires	0	0	0	0	0	0	0
Processed tires	0	0	0	0	0	0	0
Processing Waste	0	0	0	0	0	0	0
Other	0	0	0	0	0	0	0
Total	191.55	252.89	0	0	230.17	0	214.27

a. Explain all inventory adjustments. All tires considered used. All tires are removed from the site.

b. List any period in which one or more category of inventory exceeded the permitted maximum for that category. How was the condition relieved?

For any excess inventory at the end of the quarter, state how and when this condition will be relieved. Attach additional sheets, if necessary.

9. Certification:

To the best of my knowledge and belief, I certify the information provided in this report is true, accurate and complete.

Gus DiFonzo
 Name of Authorized Agent

G. DiFonzo
 Signature of Authorized Agent

1-14-03
 Date

Mail complete form to the appropriate district office

- Northwest District
 150 Governmental Center
 Pensacola, FL 32501-5794
 904-444-8360
- Northeast District
 7825 Baymeadows Way, Ste. 6200
 Jacksonville, FL 32256-7590
 904-443-4300
- Central District
 3319 Maguire Blvd., Ste. 232
 Orlando, FL 32803-3767
 407-534-7555
- Southwest District
 3304 Coconut Palm Dr.
 Tampa, FL 33619
 813-744-6100
- South District
 2295 Victoria Ave., Ste. 364
 Fort Myers, FL 33901-3831
 941-332-6975
- Southeast District
 400 North Congress
 West Palm Beach, FL 33411
 561-631-6600

MATERIAL SUMMARY OVERVIEW - OCTOBER, 2002



	MATERIAL TONS	TOTAL MATERIAL CATEGORY TONS	Gross Tons
Landfilled			
Residential Mixed Waste	9,276.33		
Residential Mixed Waste Uncovered	9.13		
Residential Mixed-Out of Cty	0.98		
Residential Mixed-Out of Cty/Uncover	0.00	9,286.44	
Commercial Mixed Waste	14,098.03		
Commercial Mixed-Uncovered	2.02		
Commercial Mixed Waste-Out of County	0.10	14,100.15	
C & D Debris	3,343.44		
C & D Debris-Uncover	1.47		
C & D Debris-Out of Cty	0.00	3,344.91	
LBKsouth-Mixed Waste	453.69		
Ditch Cleanup	572.44		
Civic Beautification/Cleanup	24.49	596.93	
Sewer PlantSludge	0.00		
Illegal Dumping	13.42		
Landfill Cover	1,335.16		
Cover direct to hill	2,138.00		
Water Plant Sludge	0.00	3,473.16	
Not Specified - (Clerical Use Only)	113.79	Not a "Material" count	
Debris (Out) (YW use only)	9.89		
Diverted			
Tires - In	99.76		
Tires-Illegally Dumped	0.00	99.76	
Yard Waste/Wood	4,969.24		
Yard Waste/Wood-Uncover	0.36		
Yard Waste/Wood-Out of Cty	0.00		
Yard Waste/Civic Beautification	8.96		
Yard Waste/Wood-LBK South	64.39	5,042.95	
White Goods - In	37.63		33.60
Recycled			
Mulch Out	0.00		
YW Fuel Out (Figs. provided by LF staff)	312.50		
YW Fuel Out (Figs. provided by CRR, Inc.)	2,198.99	2,511.49	
Tires Out	100.42		
White Goods Out	105.02		93.77
TOTAL LANDFILLED: *		27,805.43	
TOTAL DIVERTED: *		5,180.34	
TOTAL RECYCLED:		2,716.93	
TOTAL REPORT TONS:		35,702.70	
NOT SPECIFIED WASTE:		113.79	
COVER MATERIAL:		3,473.16	
TOTAL SUMMARY:		39,289.65	

NUMBER OF TRANSACTIONS: 8,455

cc: Mike Gore

Landfill Cover: Stand Alone Material

Total Diverted/Recycled: 7,897.27
 Total Incoming/Diverted/Cover: 36,458.93
 *Total In-Coming Tons: 32,985.77

MATERIAL SUMMARY OVERVIEW - NOVEMBER, 2002 ⁶⁰¹

RECEIVED
JAN 15 2003
DEP.
SOUTHWEST DISTRICT

	MATERIAL TONS	TOTAL MATERIAL CATEGORY TONS
Landfilled		
Residential Mixed Waste	8,424.48	
Residential Mixed Waste Uncovered	0.96	
Residential Mixed-Out of Cty	0.23	
Residential Mixed-Out of Cty/Uncover	0.00	8,425.67
Commercial Mixed Waste	13,533.88	
Commercial Mixed-Uncovered	0.48	
Commercial Mixed Waste-Out of County	2.98	13,537.34
C & D Debris	2,598.11	
C & D Debris-Uncover	0.00	
C & D Debris-Out of Cty	2.30	2,600.41
LBKsouth-Mixed Waste	410.26	
Ditch Cleanup	712.98	
Civic Beautification/Cleanup	22.26	735.24
Sewer Plant Sludge	0.00	
Illegal Dumping	41.13	
Landfill Cover	1,628.88	
Cover Provided by Landfill Staff & Pr.Mgm.	2,944.00	
Water Plant Sludge	0.00	4,572.88
Not Specified - (Clerical Use Only)	74.79	Not a "Material" count
Debris (Out) {YW use only}	20.44	
Diverted		
Tires - In	77.38	
Tires-Illegally Dumped	0.76	78.14
Yard Waste/Wood	4,077.51	
Yard Waste/Wood-Uncover	9.14	
Yard Waste/Wood-Out of Cty	0.00	
Yard Waste/Civic Beautification	6.26	
Yard Waste/Wood-LBK South	44.30	4,137.21
White Goods - In	36.36	
Recycled		
Mulch Out	0.00	
YW Fuel Out (Figs. provided by LF staff)	500.00	
YW Fuel Out (Figs. provided by CRR, Inc.)	2,312.42	2,812.42
Tires Out	44.65	
White Goods Out	98.23	
TOTAL LANDFILLED: *		25,770.49
TOTAL DIVERTED: *		4,251.71
TOTAL RECYCLED:		2,955.30
TOTAL REPORT TONS:		32,977.50
NOT SPECIFIED WASTE:		74.79
COVER MATERIAL:		4,572.88
TOTAL SUMMARY:		37,625.17

Gross Tons

4

32.46

87.71

NUMBER OF TRANSACTIONS: 7,428

cc: Mike Gore

Landfill Cover: Stand Alone Material

Total Diverted/Recycled: 7,207.01
 Total Incoming/Diverted/Cover: 34,595.08
 *Total In-Coming Tons: 30,022.20

MATERIAL SUMMARY OVERVIEW - DECEMBER, 2002

RECEIVED
 JAN 15 2003
 SOUTH WEST DISTRICT

	MATERIAL TONS	TOTAL MATERIAL CATEGORY TONS
Landfilled		
Residential Mixed Waste	10,061.02	
Residential Mixed Waste Uncovered	0.00	
Residential Mixed-Out of Cty	1.16	
Residential Mixed-Out of Cty/Uncover	0.00	10,062.18
Commercial Mixed Waste	14,401.93	
Commercial Mixed-Uncovered	0.00	
Commercial Mixed Waste-Out of County	0.00	14,401.93
C & D Debris	2,437.20	
C & D Debris-Uncover	0.00	
C & D Debris-Out of Cty	0.00	2,437.20
LBKsouth-Mixed Waste	473.74	
Ditch Cleanup	812.52	
Civic Beautification/Cleanup	3.30	815.82
Sewer Plant Sludge	0.00	
Illegal Dumping	28.16	
Landfill Cover	2,231.52	
Cover Provided by Landfill Staff & Pr.Mgm.	5,433.00	
Water Plant Sludge	0.00	7,664.52
Not Specified - (Clerical Use Only)	98.23	Not a "Material" count
Debris (Out) {YW use only}	6.65	
Diverted		
Tires - In	74.26	
Tires-Illegally Dumped	0.73	74.99
Yard Waste/Wood	2,992.30	
Yard Waste/Wood-Uncover	0.00	
Yard Waste/Wood-Out of Cty	0.00	
Yard Waste/Civic Beautification	0.00	
Yard Waste/Wood-LBK South	26.05	3,018.35
White Goods - In	34.36	
Recycled		
Mulch Out	3.61	
YW Fuel/Fines Out (Figs. provided by LF staff)	7,620.00	
YW Fuel Out (Figs. provided by CRR,Inc.)	1,293.66	8,917.27
Tires Out	85.10	
White Goods Out	126.63	
TOTAL LANDFILLED: *		
		28,225.68
TOTAL DIVERTED: *		
		3,127.70
TOTAL RECYCLED:		
		9,129.00
TOTAL REPORT TONS:		
		40,482.38
NOT SPECIFIED WASTE:		
		98.23
COVER MATERIAL:		
		7,664.52
TOTAL SUMMARY:		
		48,245.13

Gross Tons

30.68

113.06

NUMBER OF TRANSACTIONS: 7,125

cc: Mike Gore

Landfill Cover: Stand Alone Material

Total Diverted/Recycled: 12,256.70
 Total Incoming/Diverted/Cover: 39,017.90
 *Total In-Coming Tons: 31,353.38



185748

MANATEE COUNTY GOVERNMENT

Utility Operations Department

January 10, 2003

John Morris, P.G., Solid Waste Section
Florida Department of Environmental Protection
3804 Coconut Palm Drive
Tampa, Florida 33619



Re: Waste Tire Processing Facility Quarterly Report
Fourth Quarter -- 2002

Dear Mr. Morris:

Enclosed is the above referenced report for the period of October 1 through December 31, 2002. The supporting reports are generated from scale house data. Only pertinent information from the report is included with the waste tire report. This data includes Tires Illegally Dumped, Tires In, and Tires Out. They are defined as follows:

- Tires Illegally Dumped: Tires illegally dumped within Manatee County then subsequently picked up and delivered to the Landfill by various public agencies.
- Tires Out: Tires which are removed from the waste tire storage area by the County's contracted vendor for processing.
- Tires In: Tires delivered to the Landfill by the general public.

All tires delivered to the Landfill are stockpiled and subsequently removed from site. No processing or consumption of tires occurs at the Landfill. Therefore, processed, adjusted, and consumed tires have been recorded as zero. All other tire categories have been entered where appropriate. All tires recorded for this report are considered used tires.

If you have any questions or need additional information, please contact me at 941/795-3473.

Sincerely,

Gus DiFonzo,
Solid Waste Manager

GD:gp

cc: Kim Ford, P.E., FDEP SW District
Daniel T. Gray, Director, Utility Operations Department
C. Michael Gore, Landfill Superintendent
Gwen Pagation, Solid Waste Program Specialist



Department of Environmental Protection

DEP Form # 62-701.900(21)
 Waste Tire Processing Facility
 Form Title Quarterly Report
 Effective Date 12/23/95
 DEP Application No. _____
 (Filled in by DEP)

RECEIVED
 JAN 15 2003
 SOUTHWEST DISTRICT

Waste Tire Processing Facility Quarterly Report

Pursuant to Rule 62-711.530, Florida Administrative Code, the owner or operator of a waste tire processing facility shall submit the following information to the Department quarterly.

Quarter covered by this report: 4th Quarter-2002 (First quarter begins on January 1 of any given year)

- Facility name: Lena Road Landfill -- Manatee County Utility Operations Department
- Facility mailing address: Post Office Box 25010
 City: Bradenton County: Manatee Zip: 34206
- Facility permit number: 126654-001 WT
- Facility telephone number: (941) 748-5543
- Authorized person preparing report: Gwen Pagington
- Affiliation with facility: Solid Waste Program Specialist
- Telephone number (if different from above): (941) 795-3428

8. Activity: Report in tons.

	Beginning Inventory	Received	Processed	Consumed	Removed	Adjustments	Ending Inventory
Used Tires	191.55	252.89	0	0	230.17	0	214.27
Other whole tires	0	0	0	0	0	0	0
Processed tires	0	0	0	0	0	0	0
Processing Waste	0	0	0	0	0	0	0
Other	0	0	0	0	0	0	0
Total	191.55	252.89	0	0	230.17	0	214.27

a. Explain all inventory adjustments. All tires considered used. All tires are removed from the site.

b. List any period in which one or more category of inventory exceeded the permitted maximum for that category. How was that condition relieved?

For any excess inventory at the end of the quarter, state how and when this condition will be relieved. Attach additional sheets, if necessary.

9. Certification:

To the best of my knowledge and belief, I certify the information provided in this report is true, accurate and complete.

Gus DiFonzo
 Name of Authorized Agent

G. DiFonzo
 Signature of Authorized Agent

1-14-03
 Date

Mail complete form to the appropriate district office

Northwest District
 150 Governmental Center
 Pensacola, FL 32501-5794
 904-444-8360

Northeast District
 7825 Baymeadows Way, Ste. B200
 Jacksonville, FL 32256-7590
 904-443-4300

Central District
 3319 Maguire Blvd., Ste. 232
 Orlando, FL 32803-3767
 407-594-7555

Southwest District
 3304 Coconut Palm Dr.
 Tampa, FL 33619
 813-744-6100

South District
 2295 Victoria Ave., Ste. 364
 Fort Myers, FL 33901-3851
 813-332-6975

Southeast District
 400 North Congress
 West Palm Beach, FL 33411
 561-681-6600

MATERIAL SUMMARY OVERVIEW - OCTOBER, 2002

	MATERIAL TONS	TOTAL MATERIAL CATEGORY TONS	Gross Tons
Landfilled			
Residential Mixed Waste	9,276.33		
Residential Mixed Waste Uncovered	9.13		
Residential Mixed-Out of Cty	0.98		
Residential Mixed-Out of Cty/Uncover	0.00	9,286.44	
Commercial Mixed Waste	14,098.03		
Commercial Mixed-Uncovered	2.02		
Commercial Mixed Waste-Out of County	0.10	14,100.15	
C & D Debris	3,343.44		
C & D Debris-Uncover	1.47		
C & D Debris-Out of Cty	0.00	3,344.91	
LBKsouth-Mixed Waste	453.69		
Ditch Cleanup	572.44		
Civic Beautification/Cleanup	24.49	596.93	
Sewer PlantSludge	0.00		
Illegal Dumping	13.42		
Landfill Cover	1,335.16		
Cover direct to hill	2,138.00		
Water Plant Sludge	0.00	3,473.16	
Not Specified - (Clerical Use Only)	113.79	Not a "Material" count	
Debris (Out) {YW use only}	9.89		
Diverted			
Tires - In	99.76		
Tires-Illegally Dumped	0.00	99.76	
Yard Waste/Wood	4,969.24		
Yard Waste/Wood-Uncover	0.36		
Yard Waste/Wood-Out of Cty	0.00		
Yard Waste/Civic Beautification	8.96		
Yard Waste/Wood-LBK South	64.39	5,042.95	
White Goods - In	37.63		33.60
Recycled			
Mulch Out	0.00		
YW Fuel Out (Figs. provided by LF staff)	312.50		
YW Fuel Out (Figs. provided by CRR, Inc.)	2,198.99	2,511.49	
Tires Out	100.42		
White Goods Out	105.02		93.77
TOTAL LANDFILLED: *		27,805.43	
TOTAL DIVERTED: *		5,180.34	
TOTAL RECYCLED:		2,716.93	
TOTAL REPORT TONS:		35,702.70	
NOT SPECIFIED WASTE:		113.79	
COVER MATERIAL:		3,473.16	
TOTAL SUMMARY:		39,289.65	

NUMBER OF TRANSACTIONS: 8,455

cc: Mike Gore

Landfill Cover: Stand Alone Material

Total Diverted/Recycled: 7,897.27
 Total Incoming/Diverted/Cover: 36,458.93
 *Total In-Coming Tons: 32,985.77

MATERIAL SUMMARY OVERVIEW - NOVEMBER, 2002

	MATERIAL TONS	TOTAL MATERIAL CATEGORY TONS	Gross Tons
Landfilled			
Residential Mixed Waste	8,424.48		
Residential Mixed Waste Uncovered	0.96		
Residential Mixed-Out of Cty	0.23		
Residential Mixed-Out of Cty/Uncover	0.00	8,425.67	
Commercial Mixed Waste	13,533.88		
Commercial Mixed-Uncovered	0.48		
Commercial Mixed Waste-Out of County	2.98	13,537.34	
C & D Debris	2,598.11		
C & D Debris-Uncover	0.00		
C & D Debris-Out of Cty	2.30	2,600.41	
LBKsouth-Mixed Waste	410.26		
Ditch Cleanup	712.98		
Civic Beautification/Cleanup	22.26	735.24	
Sewer PlantSludge	0.00		
Illegal Dumping	41.13		
Landfill Cover	1,628.88		
Cover Provided by Landfill Staff & Pr.Mgm.	2,944.00		
Water Plant Sludge	0.00	4,572.88	
Not Specified - (Clerical Use Only)	74.79	Not a "Material" count	
Debris (Out) {YW use only}	20.44		
Diverted			
Tires - In	77.38		
Tires-Illegally Dumped	0.76	78.14	
Yard Waste/Wood	4,077.51		
Yard Waste/Wood-Uncover	9.14		
Yard Waste/Wood-Out of Cty	0.00		
Yard Waste/Civic Beautification	6.26		
Yard Waste/Wood-LBK South	44.30	4,137.21	
White Goods - In	36.36		32.46
Recycled			
Mulch Out	0.00		
YW Fuel Out (Figs. provided by LF staff)	500.00		
YW Fuel Out (Figs. provided by CRR, Inc.)	2,312.42	2,812.42	
Tires Out	44.65		
White Goods Out	98.23		87.71
TOTAL LANDFILLED: *		25,770.49	
TOTAL DIVERTED: *		4,251.71	
TOTAL RECYCLED:		2,955.30	
TOTAL REPORT TONS:		32,977.50	
NOT SPECIFIED WASTE:		74.79	
COVER MATERIAL:		4,572.88	
TOTAL SUMMARY:		37,625.17	

NUMBER OF TRANSACTIONS: 7,428

cc: Mike Gore

Total Diverted/Recycled: 7,207.01
 Total Incoming/Diverted/Cover: 34,595.08
 *Total In-Coming Tons: 30,022.20

Landfill Cover: Stand Alone Material

MATERIAL SUMMARY OVERVIEW - DECEMBER, 2002

	MATERIAL TONS	TOTAL MATERIAL CATEGORY TONS	Gross Tons
Landfilled			
Residential Mixed Waste	10,061.02		
Residential Mixed Waste Uncovered	0.00		
Residential Mixed-Out of Cty	1.16		
Residential Mixed-Out of Cty/Uncover	0.00	10,062.18	
Commercial Mixed Waste	14,401.93		
Commercial Mixed-Uncovered	0.00		
Commercial Mixed Waste-Out of County	0.00	14,401.93	
C & D Debris	2,437.20		
C & D Debris-Uncover	0.00		
C & D Debris-Out of Cty	0.00	2,437.20	
LBKsouth-Mixed Waste	473.74		
Ditch Cleanup	812.52		
Civic Beautification/Cleanup	3.30	815.82	
Sewer Plant Sludge	0.00		
Illegal Dumping	28.16		
Landfill Cover	2,231.52		
Cover Provided by Landfill Staff & Pr.Mgm.	5,433.00		
Water Plant Sludge	0.00	7,664.52	
Not Specified - (Clerical Use Only)	98.23	Not a "Material" count	
Debris (Out) {YW use only}	6.65		
Diverted			
Tires - In	74.26		
Tires-Illegally Dumped	0.73	74.99	
Yard Waste/Wood	2,992.30		
Yard Waste/Wood-Uncover	0.00		
Yard Waste/Wood-Out of Cty	0.00		
Yard Waste/Civic Beautification	0.00		
Yard Waste/Wood-LBK South	26.05	3,018.35	
White Goods - In	34.36		30.68
Recycled			
Mulch Out	3.61		
YW Fuel/Fines Out (Figs. provided by LF staff)	7,620.00		
YW Fuel Out (Figs. provided by CRR, Inc.)	1,293.66	8,917.27	
Tires Out	85.10		
White Goods Out	126.63		113.06
TOTAL LANDFILLED: *		28,225.68	
TOTAL DIVERTED: *		3,127.70	
TOTAL RECYCLED:		9,129.00	
TOTAL REPORT TONS:		40,482.38	
NOT SPECIFIED WASTE:		98.23	
COVER MATERIAL:		7,664.52	
TOTAL SUMMARY:		48,245.13	

NUMBER OF TRANSACTIONS: 7,125

cc: Mike Gore

Landfill Cover: Stand Alone Material

Total Diverted/Recycled:	12,256.70
Total Incoming/Diverted/Cover:	39,017.90
*Total In-Coming Tons:	31,353.38



Copy 185748

MANATEE COUNTY GOVERNMENT

Utility Operations Department

October 4, 2002

John Morris, P.G., Solid Waste Section
Florida Department of Environmental Protection
3804 Coconut Palm Drive
Tampa, Florida 33619



Re: Waste Tire Processing Facility Quarterly Report
Third Quarter -- 2002

Dear Mr. Morris:

Enclosed is the above referenced report for the period of July 1 through September 30, 2002. The supporting reports are generated from scale house data. Only pertinent information from the report is included with the waste tire report. This data includes Tires Illegally Dumped, Tires In, and Tires Out. They are defined as follows:

- Tires Illegally Dumped: Tires illegally dumped within Manatee County then subsequently picked up and delivered to the Landfill by various public agencies.
- Tires Out: Tires which are removed from the waste tire storage area by the County's contracted vendor for processing.
- Tires In: Tires delivered to the Landfill by the general public.

All tires delivered to the Landfill are stockpiled and subsequently removed from site. No processing or consumption of tires occurs at the Landfill. Therefore, processed, adjusted, and consumed tires have been recorded as zero. All other tire categories have been entered where appropriate. All tires recorded for this report are considered used tires.

If you have any questions or need additional information, please contact me at 941/795-3473.

Sincerely,

Gus DiFonzo,
Solid Waste Manager

GD:gp

cc: Kim Ford, P.E., FDEP SW District
Daniel T. Gray, Director, Utility Operations Department
C. Michael Gore, Landfill Superintendent
Gwen Pagington, Solid Waste Program Specialist



Department of Environmental Protection


DEP Form # 62-701.500(21)
Waste Tire Processing Facility
Quarterly Report
Effective Date 12/3/95
DEP Application No. (Filled in by DEP)

Waste Tire Processing Facility Quarterly Report

Pursuant to Rule 62-711.530, Florida Administrative Code, the owner or operator of a waste tire processing facility shall submit the following information to the Department quarterly.

Quarter covered by this report: 3rd Quarter--2002 (first quarter begins on January 1 of any given year)

- 1. Facility name: Lena Road Landfill -- Manatee County Utility Operations Department
2. Facility mailing address: Post Office Box 25010
City: Bradenton County: Manatee Zip: 34206
3. Facility permit number: 126654-001 WT
4. Facility telephone number: (941) 748-5543
5. Authorized person preparing report: Gwen Pagington
6. Affiliation with facility: Solid Waste Program Specialist
7. Telephone number (if different from above): (941) 795-3428



8. Activity: Report in tons.

Table with 8 columns: Used Tires, Other whole tires, Processed tires, Processing Waste, Other, Total, Beginning Inventory, Received, Processed, Consumed, Removed, Adjustments, Ending Inventory.

a. Explain all inventory adjustments. All tires considered used. All tires are removed from the site.

b. List any period in which one or more category of inventory exceeded the permitted maximum for that category. How was the condition relieved?

For any excess inventory at the end of the quarter, state how and when this condition will be relieved. Attach additional sheets, if necessary.

9. Certification:

To the best of my knowledge and belief, I certify the information provided in this report is true, accurate and complete.

Gus DiFonzo
Name of Authorized Agent

[Signature]
Signature of Authorized Agent

10-4-02
Date

Mail complete form to the appropriate district office

- Northwest District: 150 Governmental Center, Pensacola, FL 32501-5794
Northeast District: 7825 Baymeadows Way, Ste. 6200, Jacksonville, FL 32256-7590
Central District: 3319 Maguire Blvd., Ste. 232, Orlando, FL 32803-3767
Southwest District: 3304 Coconut Palm Dr., Tampa, FL 33619
South District: 2295 Victoria Ave., Ste. 364, Fort Myers, FL 33901-3851
Southeast District: 400 North Congress, West Palm Beach, FL 33401-5511

MATERIAL SUMMARY OVERVIEW - SEPTEMBER, 2002

	MATERIAL TONS	TOTAL MATERIAL CATEGORY TONS
Landfilled		
Residential Mixed Waste	8,687.41	
Residential Mixed Waste Uncovered	0.00	
Residential Mixed-Out of Cty	21.20	
Residential Mixed-Out of Cty/Uncover	0.00	8,708.61
Commercial Mixed Waste	12,932.81	
Commercial Mixed-Uncovered	0.63	
Commercial Mixed Waste-Out of County	1.05	12,934.49
C & D Debris	2,024.19	
C & D Debris-Uncover	0.00	
C & D Debris-Out of Cty	0.55	2,024.74
LBKsouth-Mixed Waste	408.45	
Ditch Cleanup	288.76	
Civic Beautification/Cleanup	0.00	288.76
Sewer Plant Sludge	0.00	
Illegal Dumping	29.29	
Landfill Cover	4,502.90	
Cover direct to hill	0.00	
Water Plant Sludge	0.00	4,502.90
Not Specified - (Clerical Use Only)	43.22	Not a "Material" count
Debris (Out) (YW use only)	8.34	
Diverted		
Tires - In	106.14	
Tires-Illegally Dumped	2.49	108.63
Yard Waste/Wood	4,239.87	
Yard Waste/Wood-Uncover	8.37	
Yard Waste/Wood-Out of Cty	0.00	
Yard Waste/Civic Beautification	0.00	
Yard Waste/Wood-LBK South	37.37	4,285.61
White Goods - In	39.52	
Recycled		
Mulch Out	0.00	
YW Fines Out (Figs. provided by LF staff)	1,910.00	
YW Fuel Out (Figs. provided by LF staff)	2,203.50	
YW Fuel Out (Figs. provided by CRR, Inc.)	PEND	4,113.50
Tires Out	140.68	
White Goods Out	75.88	
		67.75
TOTAL LANDFILLED: *		28,905.58
TOTAL DIVERTED: *		4,433.76
TOTAL RECYCLED:		4,330.08
TOTAL REPORT TONS:		37,669.40
NOT SPECIFIED WASTE:		43.22
TOTAL SUMMARY:		37,712.62

NUMBER OF TRANSACTIONS: 7,208

cc: Mike Gore

* Total In-Coming Tons: 33,339.34

MATERIAL SUMMARY OVERVIEW - AUGUST, 2002

	MATERIAL TONS	TOTAL MATERIAL CATEGORY TONS
Landfilled		
Residential Mixed Waste	9,244.02	
Residential Mixed Waste Uncovered	0.46	
Residential Mixed-Out of Cty	0.67	
Residential Mixed-Out of Cty/Uncover	0.38	9,245.53
Commercial Mixed Waste	14,974.60	
Commercial Mixed-Uncovered	3.16	
Commercial Mixed Waste-Out of County	0.17	14,977.93
C & D Debris	2,342.93	
C & D Debris-Uncover	0.00	
C & D Debris-Out of Cty	0.00	2,342.93
LBKsouth-Mixed Waste	434.32	
Ditch Cleanup	314.18	
Civic Beautification/Cleanup	0.00	314.18
Sewer Plant Sludge	0.00	
Illegal Dumping	35.58	
Landfill Cover	5,415.48	
Cover direct to hill	0.00	
Water Plant Sludge	49.64	5,465.12
Not Specified - (Clerical Use Only)	15.91	Not a "Material" count
Debris (Out) (YW use only)	46.07	
Diverted		
Tires - In	134.98	
Tires-Illegally Dumped	3.80	138.78
Yard Waste/Wood	4,859.27	
Yard Waste/Wood-Uncover	12.93	
Yard Waste/Wood-Out of Cty	0.00	
Yard Waste/Civic Beautification	0.00	
Yard Waste/Wood-LBK South	43.07	4,915.27
White Goods - In	46.61	
Recycled		
Mulch Out	0.00	
YW Fuel Out (Figs. provided by LF staff)	3,587.50	
YW Fuel Out (Figs. provided by CRR, Inc.)	1,422.50	5,010.00
Tires Out	45.96	
White Goods Out	110.00	
TOTAL LANDFILLED: *		32,861.66
TOTAL DIVERTED: *		5,100.66
TOTAL RECYCLED:		5,165.96
TOTAL REPORT TONS:		43,128.28
NOT SPECIFIED WASTE:		15.91
TOTAL SUMMARY:		43,144.19

41.62

98.21

NUMBER OF TRANSACTIONS: 8,205

cc: Mike Gore

* Total In-Coming Tons: 37,962.32

MATERIAL SUMMARY OVERVIEW - JULY, 2002

MATERIAL	MATERIAL TONS	TOTAL MATERIAL CATEGORY TONS
Landfilled		
Residential Mixed Waste	9,873.96	
Residential Mixed Waste Uncovered	0.00	
Residential Mixed-Out of Cty	1.04	
Residential Mixed-Out of Cty/Uncover	0.00	9,875.00
Commercial Mixed Waste	14,911.04	
Commercial Mixed-Uncovered	4.11	
Commercial Mixed Waste-Out of County	1.18	14,916.33
C & D Debris	2,153.53	
C & D Debris-Uncover	0.00	
C & D Debris-Out of Cty	0.00	2,153.53
LBKsouth-Mixed Waste	442.31	
Ditch Cleanup	472.44	
Civic Beautification/Cleanup	2.39	474.83
Sewer Plant Sludge	0.00	
Illegal Dumping	15.62	
Landfill Cover	1,403.88	
Cover direct to hill	28.00	
Water Plant Sludge	113.44	1,545.32
Not Specified - (Clerical Use Only)	198.45	Not a "Material" count
Debris (Out) (YW use only)	12.97	
Diverted		
Tires - In	95.92	
Tires-Illegally Dumped	1.79	97.71
Yard Waste/Wood	4,746.90	
Yard Waste/Wood-Uncover	8.35	
Yard Waste/Wood-Out of Cty	0.00	
Yard Waste/Civic Beautification	0.00	
Yard Waste/Wood-LBK South	70.80	4,826.05
White Goods - In	36.43	
Recycled		
Mulch Out	0.00	
YW Fines Out (Figs. provided by LF staff)	2,445.00	
YW Fuel Out (Figs. provided by LF staff)	1,525.00	
YW Fuel Out (Figs. provided by CRR, Inc.)	1,442.51	5,412.51
Tires Out	104.68	
White Goods Out	45.11	
TOTAL LANDFILLED: *		29,435.91
TOTAL DIVERTED: *		4,960.19
TOTAL RECYCLED:		5,562.30
TOTAL REPORT TONS:		39,958.40
NOT SPECIFIED WASTE:		198.45
TOTAL SUMMARY:		40,156.85

32.53

40.28

NUMBER OF TRANSACTIONS: 7,723

cc: Mike Gore

* Total In-Coming Tons: 34,396.10

#185748



MANATEE COUNTY GOVERNMENT

Utility Operations Department

October 4, 2002

John Morris, P.G., Solid Waste Section
Florida Department of Environmental Protection
3804 Coconut Palm Drive
Tampa, Florida 33619



Re: Waste Tire Processing Facility Quarterly Report
Third Quarter -- 2002

Dear Mr. Morris:

Enclosed is the above referenced report for the period of July 1 through September 30, 2002. The supporting reports are generated from scale house data. Only pertinent information from the report is included with the waste tire report. This data includes Tires Illegally Dumped, Tires In, and Tires Out. They are defined as follows:

- Tires Illegally Dumped: Tires illegally dumped within Manatee County then subsequently picked up and delivered to the Landfill by various public agencies.
- Tires Out: Tires which are removed from the waste tire storage area by the County's contracted vendor for processing.
- Tires In: Tires delivered to the Landfill by the general public.

All tires delivered to the Landfill are stockpiled and subsequently removed from site. No processing or consumption of tires occurs at the Landfill. Therefore, processed, adjusted, and consumed tires have been recorded as zero. All other tire categories have been entered where appropriate. All tires recorded for this report are considered used tires.


If you have any questions or need additional information, please contact me at 941/795-3473.

Sincerely,

Gus DiFonzo,
Solid Waste Manager

GD:gp

cc: Kim Ford, P.E., FDEP SW District
Daniel T. Gray, Director, Utility Operations Department
C. Michael Gore, Landfill Superintendent
Gwen Pagation, Solid Waste Program Specialist



Department of Environmental Protection

DEP Form # 62-701.900(21)
Waste Tire Processing Facility
Form Title: Quarterly Report
Effective Date: 12/23/96
DEP Application No. (Filled in by DEP)

Waste Tire Processing Facility Quarterly Report

Pursuant to Rule 62-711.530, Florida Administrative Code, the owner or operator of a waste tire processing facility shall submit the following information to the Department quarterly.

Quarter covered by this report: 3rd Quarter--2002 (First quarter begins on January 1 of any given year)

- 1. Facility name: Lena Road Landfill -- Manatee County Utility Operations Department
2. Facility mailing address: Post Office Box 25010
City: Bradenton County: Manatee Zip: 34206
3. Facility permit number: 126654-001 WT
4. Facility telephone number: (941) 748-5543
5. Authorized person preparing report: Gwen Pagington
6. Affiliation with facility: Solid Waste Program Specialist
7. Telephone number (if different from above): (941) 795-3428

8. Activity: Report in tons.

Table with 8 columns: Used Tires, Other whole tires, Processed tires, Processing Waste, Other, Total, Beginning Inventory, Received, Processed, Consumed, Removed, Adjustments, Ending Inventory

a. Explain all inventory adjustments. All tires considered used. All tires are removed from the site.

b. List any period in which one or more category of inventory exceeded the permitted maximum for that category. How was the condition relieved?

For any excess inventory at the end of the quarter, state how and when this condition will be relieved. Attach additional sheets, if necessary.

9. Certification:

To the best of my knowledge and belief, I certify the information provided in this report is true, accurate and complete.

Gus DiFonzo
Name of Authorized Agent

[Signature]
Signature of Authorized Agent

10-4-02
Date

Mail complete form to the appropriate district office

- Northwest District: 150 Governmental Center, Pensacola, FL 32501-5794
Northeast District: 7525 Baymeadows Way, Ste. B200, Jacksonville, FL 32256-7590
Central District: 3319 Maguire Blvd., Ste. 232, Orlando, FL 32803-3767
Southwest District: 3304 Coconut Palm Dr., Tampa, FL 33619
South District: 2295 Victoria Ave., Ste. 364, Fort Myers, FL 33901-3451
Southeast District: 400 North Congress, West Palm Beach, FL 33411

MATERIAL SUMMARY OVERVIEW - SEPTEMBER, 2002

	MATERIAL TONS	TOTAL MATERIAL CATEGORY TONS
Landfilled		
Residential Mixed Waste	8,687.41	
Residential Mixed Waste Uncovered	0.00	
Residential Mixed-Out of Cty	21.20	
Residential Mixed-Out of Cty/Uncover	0.00	8,708.61
Commercial Mixed Waste	12,932.81	
Commercial Mixed-Uncovered	0.63	
Commercial Mixed Waste-Out of County	1.05	12,934.49
C & D Debris	2,024.19	
C & D Debris-Uncover	0.00	
C & D Debris-Out of Cty	0.55	2,024.74
LBKsouth-Mixed Waste	408.45	
Ditch Cleanup	288.76	
Civic Beautification/Cleanup	0.00	288.76
Sewer PlantSludge	0.00	
Illegal Dumping	29.29	
Landfill Cover	4,502.90	
Cover direct to hill	0.00	
Water Plant Sludge	0.00	4,502.90
Not Specified - (Clerical Use Only)	43.22	Not a "Material" count
Debris (Out) (YW use only)	8.34	
Diverted		
Tires - In	106.14	
Tires-Illegally Dumped	2.49	108.63
Yard Waste/Wood	4,239.87	
Yard Waste/Wood-Uncover	8.37	
Yard Waste/Wood-Out of Cty	0.00	
Yard Waste/Civic Beautification	0.00	
Yard Waste/Wood-LBK South	37.37	4,285.61
White Goods - In	39.52	
Recycled		
Mulch Out	0.00	
YW Fines Out (Figs. provided by LF staff)	1,910.00	
YW Fuel Out (Figs. provided by LF staff)	2,203.50	
YW Fuel Out (Figs. provided by CRR, Inc.)	PEND	4,113.50
Tires Out	140.68	
White Goods Out	75.88	
TOTAL LANDFILLED: *		28,905.58
TOTAL DIVERTED: *		4,433.76
TOTAL RECYCLED:		4,330.06
TOTAL REPORT TONS:		37,669.40
NOT SPECIFIED WASTE:		43.22
TOTAL SUMMARY:		37,712.62

35.29

67.75

NUMBER OF TRANSACTIONS: 7,208

cc: Mike Gore

* Total In-Coming Tons: 33,339.34

MATERIAL SUMMARY OVERVIEW - AUGUST, 2002

	MATERIAL TONS	TOTAL MATERIAL CATEGORY TONS
Landfilled		
Residential Mixed Waste	9,244.02	
Residential Mixed Waste Uncovered	0.46	
Residential Mixed-Out of Cty	0.67	
Residential Mixed-Out of Cty/Uncover	0.38	9,245.53
Commercial Mixed Waste	14,974.60	
Commercial Mixed-Uncovered	3.16	
Commercial Mixed Waste-Out of County	0.17	14,977.93
C & D Debris	2,342.93	
C & D Debris-Uncover	0.00	
C & D Debris-Out of Cty	0.00	2,342.93
LBKsouth-Mixed Waste	434.32	
Ditch Cleanup	314.18	
Civic Beautification/Cleanup	0.00	314.18
Sewer Plant Sludge	0.00	
Illegal Dumping	35.58	
Landfill Cover	5,415.48	
Cover direct to hill	0.00	
Water Plant Sludge	49.64	5,465.12
Not Specified - (Clerical Use Only)	15.91	Not a "Material" count
Debris (Out) (YW use only)	46.07	
Diverted		
Tires - In	134.98	
Tires-Illegally Dumped	3.80	138.78
Yard Waste/Wood	4,859.27	
Yard Waste/Wood-Uncover	12.93	
Yard Waste/Wood-Out of Cty	0.00	
Yard Waste/Civic Beautification	0.00	
Yard Waste/Wood-LBK South	43.07	4,915.27
White Goods - In	46.61	41.62
Recycled		
Mulch Out	0.00	
YW Fuel Out (Figs. provided by LF staff)	3,587.50	
YW Fuel Out (Figs. provided by CRR, Inc.)	1,422.50	5,010.00
Tires Out	45.96	
White Goods Out	110.00	98.21
TOTAL LANDFILLED: *		32,861.66
TOTAL DIVERTED: *		5,100.66
TOTAL RECYCLED:		5,165.96
TOTAL REPORT TONS:		43,128.28
NOT SPECIFIED WASTE:		15.91
TOTAL SUMMARY:		43,144.19

NUMBER OF TRANSACTIONS: 8,205

cc: Mike Gore

* Total In-Coming Tons: 37,962.32

MATERIAL SUMMARY OVERVIEW - JULY, 2002

MATERIAL	MATERIAL TONS	TOTAL MATERIAL CATEGORY TONS
Landfilled		
Residential Mixed Waste	9,873.96	
Residential Mixed Waste Uncovered	0.00	
Residential Mixed-Out of Cty	1.04	
Residential Mixed-Out of Cty/Uncover	0.00	9,875.00
Commercial Mixed Waste	14,911.04	
Commercial Mixed-Uncovered	4.11	
Commercial Mixed Waste-Out of County	1.18	14,916.33
C & D Debris	2,153.53	
C & D Debris-Uncover	0.00	
C & D Debris-Out of Cty	0.00	2,153.53
LBKsouth-Mixed Waste	442.31	
Ditch Cleanup	472.44	
Civic Beautification/Cleanup	2.39	474.83
Sewer PlantSludge	0.00	
Illegal Dumping	15.62	
Landfill Cover	1,403.88	
Cover direct to hill	28.00	
Water Plant Sludge	113.44	1,545.32
Not Specified - (Clerical Use Only)	198.45	Not a "Material" count
Debris (Out) (YW use only)	12.97	
Diverted		
Tires - In	95.92	
Tires-Illegally Dumped	1.79	97.71
Yard Waste/Wood	4,746.90	
Yard Waste/Wood-Uncover	8.35	
Yard Waste/Wood-Out of Cty	0.00	
Yard Waste/Civic Beautification	0.00	
Yard Waste/Wood-LBK South	70.80	4,826.05
White Goods - In	36.43	
Recycled		
Mulch Out	0.00	
YW Fines Out (Figs. provided by LF staff)	2,445.00	
YW Fuel Out (Figs. provided by LF staff)	1,525.00	
YW Fuel Out (Figs. provided by CRR, Inc.)	1,442.51	5,412.51
Tires Out	104.68	
White Goods Out	45.11	
TOTAL LANDFILLED: *		28,435.91
TOTAL DIVERTED: *		4,960.19
TOTAL RECYCLED:		5,562.30
TOTAL REPORT TONS:		39,958.40
NOT SP .CIFIED WASTE:		198.45
TOTAL SUMMARY:		40,156.85

32.53

40.26

NUMBER OF TRANSACTIONS: 7,723

cc: Mike Gore

* Total In-Coming Tons: 34,396.10



MANATEE COUNTY GOVERNMENT

Utility Operations Department

July 2, 2002

John Morris, P.G., Solid Waste Section
Florida Department of Environmental Protection
3804 Coconut Palm Drive
Tampa, Florida 33619



Lena Rd

Re: Waste Tire Processing Facility Quarterly Report
Second Quarter -- 2002

Dear Mr. Morris:

Enclosed is the above referenced report for the period of April 1 through June 30, 2002. The supporting reports are generated from scale house data. Only pertinent information from the report is included with the waste tire report. This data includes Tires Illegally Dumped, Tires In, and Tires Out. They are defined as follows:

- Tires Illegally Dumped: Tires illegally dumped within Manatee County then subsequently picked up and delivered to the Landfill by various public agencies.
- Tires Out: Tires which are removed from the waste tire storage area by the County's contracted vendor for processing.
- Tires In: Tires delivered to the Landfill by the general public.

All tires delivered to the Landfill are stockpiled and subsequently removed from site. No processing or consumption of tires occurs at the Landfill. Therefore, processed, adjusted, and consumed tires have been recorded as zero. All other tire categories have been entered where appropriate. All tires recorded for this report are considered used tires.


If you have any questions or need additional information, please contact me at 941/795-3473.

Sincerely,

Gus DiFonzo
Gus DiFonzo,
Solid Waste Manager

GD:gp

cc: Kim Ford, P.E., FDEP SW District
Sara I. Smithee, FDEP SW District
Daniel T. Gray, Director, Utility Operations Department
C. Michael Gore, Landfill Superintendent
Gwen Pagation, Solid Waste Program Specialist



Department of Environmental Protection

DEP Form # <u>62-701 900(21)</u>
Waste Tire Processing Facility
Form Title <u>Quarterly Report</u>
Effective Date <u>3/22/00</u>
DEP Application No. _____ (Filled in by DEP)

Waste Tire Processing Facility Quarterly Report

Pursuant to Rule 62-711.530, Florida Administrative Code, the owner or operator of a waste tire processing facility shall submit the following information to the Department quarterly.

Quarter covered by this report 2nd Quarter-2002 (First quarter begins on January 1 of any given year)

1. Facility name: Lena Road Landfill -- Manatee County Utility Operations Department
2. Facility mailing address: Post Office Box 25010
 City: Bradenton County: Manatee Zip: 34206
3. Facility permit number: 126654-001 W
4. Facility telephone number (941) 748-5543
5. Authorized person preparing report: Gwen Pajington
6. Affiliation with facility: Solid Waste Program Specialist
7. Telephone number (if different from above): (941) 795-3428
8. Activity: Report in tons

	Beginning Inventory	Received	Processed	Consumed	Removed	Adjustments	Ending Inventory
Used Tires	182.34	325.69	0	0	370.28	0	137.75
Other whole Tires	0	0	0	0	0	0	0
Processed tires	0	0	0	0	0	0	0
Processing Waste	0	0	0	0	0	0	0
Other	0	0	0	0	0	0	0
Total	182.34	325.69	0	0	370.28	0	137.75

a. Explain all inventory adjustments. All tires are considered used. All tires are removed from the site.

b. List any period in which one or more category of inventory exceeded the permitted maximum for that category. How was that condition relieved?

For any excess inventory at the end of the quarter, state how and when this condition will be relieved. Attach Additional sheets, if necessary.

9. Certification:

To the best of my knowledge and belief, I certify the information provided in this report is true, accurate, and complete.

Gus DiFonzo

Print Name of Authorized Agent

H. DiFonzo

Signature of Authorized Agent

7/3/02

Date

Mail complete form to
the appropriate district office

Northwest District
160 Governmental Center
Pensacola, FL 32501-5794
850-585-8380

Northeast District
7825 Baymeadows Way, Ste. 200 B
Jacksonville, FL 32256-7590
904-448-4300

Central District
3319 Maguire Blvd., Ste. 232
Orlando, FL 32803-3787
407-894-7555

Southwest District
3804 Coconut Palm Dr.
Tampa, FL 33619
813-744-8100

South District
2295 Victoria Ave., Ste. 384
Fort Myers, FL 33902-2549
813-332-8975

Southeast District
400 North Congress Ave.
West Palm Beach, FL 33401
561-881-8600

MA. . .IAL SUMMARY OVERVIEW - APRIL, 2002

MATERIAL	MATERIAL TONS	TOTAL MATERIAL CATEGORY TONS
Landfilled		
Residential Mixed Waste	10,464.49	
Residential Mixed Waste Uncovered	2.06	
Residential Mixed-Out of Cty	4.04	
Residential Mixed-Out of Cty/Uncover	0.00	10,470.59
Commercial Mixed Waste	15,522.81	
Commercial Mixed-Uncovered	2.60	
Commercial Mixed Waste-Out of County	1.34	15,526.75
C & D Debris	3,158.23	
C & D Debris-Uncover	0.00	
C & D Debris-Out of Cty	0.00	3,158.23
LBKsouth-Mixed Waste	565.70	
Ditch Cleanup	3,135.31	
Civic Beautification/Cleanup	34.82	3,170.13
Sewer Plant Sludge	0.00	
Illegal Dumping	37.02	
Landfill Cover	4,585.35	
Cover direct to hill	2,100.00	
Water Plant Sludge	0.00	6,685.35
Not Specified - (Clerical Use Only)	80.51	Not a "Material" count
Debris (Out) (YW use only)	22.51	
Diverted		
Tires - In	94.90	
Tires-Illegally Dumped	0.51	95.41
Yard Waste/Wood	4,733.72	
Yard Waste/Wood-Uncover	6.94	
Yard Waste/Wood-Out of Cty	0.00	
Yard Waste/Civic Beautification	8.65	
Yard Waste/Wood-LBK South	59.38	4,808.69
White Goods - In	51.37	
Recycled		
Mulch Out	0.00	
YW Fuel Out (Figs. provided by LF staff)	1,110.00	
YW Fuel Out (Figs. provided by CRR, Inc.)	3,931.64	5,041.64
Tires Out	104.15	
White Goods Out	92.57	
TOTAL LANDFILLED:		39,636.28
TOTAL DIVERTED:		4,955.47
TOTAL RECYCLED:		5,238.36
- - TOTAL REPORT TONS:		49,830.11
NOT SPECIFIED WASTE:		80.51
TOTAL SUMMARY:		49,910.62

NUMBER OF TRANSACTIONS: 9,275

cc: Mike Gore

Total In-Coming Tons: 44,591.75

MA AL SUMMARY OVERVIEW - MAY, 2002

MATERIAL	MATERIAL TONS	TOTAL MATERIAL CATEGORY TONS
Landfilled		
Residential Mixed Waste	9,765.36	
Residential Mixed Waste Uncovered	0.43	
Residential Mixed-Out of Cty	0.87	
Residential Mixed-Out of Cty/Uncover	2.77	9,769.43
Commercial Mixed Waste	14,828.34	
Commercial Mixed-Uncovered	2.33	
Commercial Mixed Waste-Out of County	2.50	14,833.17
C & D Debris	2,926.05	
C & D Debris-Uncover	0.00	
C & D Debris-Out of Cty	0.59	2,926.64
LBKsouth-Mixed Waste	483.47	
Ditch Cleanup	1,268.40	
Civic Beautification/Cleanup	10.10	1,278.50
Sewer PlantSludge	0.00	
Illegal Dumping	13.85	
Landfill Cover	764.25	
Cover direct to hill	0.00	
Water Plant Sludge	0.00	764.25
Not Specified - (Clerical Use Only)	49.17	Not a "Material" count
Debris (Out) (YW use only)	14.88	
Diverted		
* Tires - In	116.70	
Tires-Illegally Dumped	0.00	116.70
Yard Waste/Wood	4,480.03	
Yard Waste/Wood-Uncover	2.40	
Yard Waste/Wood-Out of Cty	0.00	
Yard Waste/Civic Beautification	16.20	
Yard Waste/Wood-LBK South	62.67	4,561.30
White Goods - In	46.02	
Recycled		
Mulch Out	0.00	
YW Fuel Out (Figs. provided by LF staff)	2,600.00	
YW Fuel Out (Figs. provided by CRR, Inc.)	1,922.99	4,522.99
* Tires Out	141.08	
White Goods Out	52.76	
TOTAL LANDFILLED: *		30,084.19
TOTAL DIVERTED: *		4,724.02
TOTAL RECYCLED:		4,716.83
TOTAL REPORT TONS:		39,525.04
NOT SPECIFIED WASTE:		49.17
TOTAL SUMMARY:		39,574.21

NUMBER OF TRANSACTIONS: 8,697

cc: Mike Gore

* Total In-Coming Tons: 34,808.21

MATERIAL SUMMARY OVERVIEW - JUNE, 2002

MATERIAL	MATERIAL TONS	TOTAL MATERIAL CATEGORY TONS
Landfilled		
Residential Mixed Waste	8,689.20	
Residential Mixed Waste Uncovered	0.22	
Residential Mixed-Out of Cty	0.27	
Residential Mixed-Out of Cty/Uncover	0.00	8,689.69
Commercial Mixed Waste	13,957.45	
Commercial Mixed-Uncovered	3.21	
Commercial Mixed Waste-Out of County	0.00	13,960.66
C & D Debris	2,465.68	
C & D Debris-Uncover	0.00	
C & D Debris-Out of Cty	1.36	2,467.04
LBKsouth-Mixed Waste	468.04	
Ditch Cleanup	602.89	
Civic Beautification/Cleanup	0.00	602.89
Sewer PlantSludge	63.40	
Illegal Dumping	113.62	
Landfill Cover	4,854.32	
Cover direct to hill	0.00	
Water Plant Sludge	0.00	4,854.32
Not Specified - (Clerical Use Only)	36.76	Not a "Material" count
Debris (Out) {YW use only}	17.90	
Diverted		
* Tires - In	114.09	
Tires-Illegally Dumped	6.12	120.21
Yard Waste/Wood	3,886.83	
Yard Waste/Wood-Uncover	9.14	
Yard Waste/Wood-Out of Cty	0.00	
Yard Waste/Civic Beautification	0.00	
Yard Waste/Wood-LBK South	48.59	3,944.56
White Goods - In	61.47	
Recycled		
Mulch Out	0.00	
YW Fuel Out (Figs. provided by LF staff)	9,487.50	
YW Fuel Out (Figs. provided by CRR, Inc.)	pend	9,487.50
* Tires Out	125.05	
White Goods Out	109.07	
TOTAL LANDFILLED: *		31,237.56
TOTAL DIVERTED: *		4,126.24
TOTAL RECYCLED:		9,721.62
- TOTAL REPORT TONS:		45,085.42
NOT SPECIFIED WASTE:		36.76
TOTAL SUMMARY:		45,122.18

NUMBER OF TRANSACTIONS: 7,992

cc: Mike Gore

* Total In-Coming Tons: 35,363.80



195748

MANATEE COUNTY GOVERNMENT

Utility Operations Department

July 2, 2002

John Morris, P.G., Solid Waste Section
Florida Department of Environmental Protection
3804 Coconut Palm Drive
Tampa, Florida 33619



Re: Waste Tire Processing Facility Quarterly Report
Second Quarter -- 2002

Dear Mr. Morris:

Enclosed is the above referenced report for the period of April 1 through June 30, 2002. The supporting reports are generated from scale house data. Only pertinent information from the report is included with the waste tire report. This data includes Tires Illegally Dumped, Tires In, and Tires Out. They are defined as follows:

- Tires Illegally Dumped: Tires illegally dumped within Manatee County then subsequently picked up and delivered to the Landfill by various public agencies.
- Tires Out: Tires which are removed from the waste tire storage area by the County's contracted vendor for processing.
- Tires In: Tires delivered to the Landfill by the general public.

All tires delivered to the Landfill are stockpiled and subsequently removed from site. No processing or consumption of tires occurs at the Landfill. Therefore, processed, adjusted, and consumed tires have been recorded as zero. All other tire categories have been entered where appropriate. All tires recorded for this report are considered used tires.

If you have any questions or need additional information, please contact me at 941/795-3473.

Sincerely,

Gus DiFonzo,
Solid Waste Manager

GD:gp

cc: Kim Ford, P.E., FDEP SW District
Sara I. Smithee, FDEP SW District
Daniel T. Gray, Director, Utility Operations Department
C. Michael Gore, Landfill Superintendent
Gwen Pagington, Solid Waste Program Specialist



Department of Environmental Protection

DEP Form # 62-701.900(21)
 Waste Tire Processing Facility
 Form Title Quarterly Report
 Effective Date 3/22/00
 DEP Application No. _____
 (Filled in by DEP)

FLORIDA DEPARTMENT OF ENVIRONMENTAL PROTECTION
 JUL 5 2002
 SOUTHWEST DISTRICT

Waste Tire Processing Facility Quarterly Report

Pursuant to Rule 62-711.530, Florida Administrative Code, the owner or operator of a waste tire processing facility shall submit the following information to the Department quarterly.

Quarter covered by this report 2nd Quarter-2002 (First quarter begins on January 1 of any given year)

- Facility name: Lena Road Landfill -- Manatee County Utility Operations Department
- Facility mailing address: Post Office Box 25010
 City: Bradenton County: Manatee Zip: 34206
- Facility permit number: 126654-001 W
- Facility telephone number (941) 748-5543
- Authorized person preparing report: Gwen Pagington
- Affiliation with facility: Solid Waste Program Specialist
- Telephone number (if different from above): (941) 795-3428
- Activity: Report in tons

	Beginning Inventory	Received	Processed	Consumed	Removed	Adjustments	Ending Inventory
Used Tires	182.34	325.69	0	0	370.28	0	137.75
Other whole Tires	0	0	0	0	0	0	0
Processed tires	0	0	0	0	0	0	0
Processing Waste	0	0	0	0	0	0	0
Other	0	0	0	0	0	0	0
Total	182.34	325.69	0	0	370.28	0	137.75

- Explain all inventory adjustments. All tires are considered used. All tires are removed from the site.
- List any period in which one or more category of inventory exceeded the permitted maximum for that category. How was that condition relieved?

For any excess inventory at the end of the quarter, state how and when this condition will be relieved. Attach Additional sheets, if necessary.

9. Certification:

To the best of my knowledge and belief, I certify the information provided in this report is true, accurate, and complete.

Gus DiFonzo

Print Name of Authorized Agent

G. DiFonzo

Signature of Authorized Agent

7/3/02

Date

Mail complete form to the appropriate district office

Northwest District
 160 Governmental Center
 Pensacola, FL 32501-5794
 850-595-8360

Northeast District
 7825 Baymeadows Way, Ste. 200 B
 Jacksonville, FL 32256-7590
 904-448-4300

Central District
 3319 Maguire Blvd., Ste. 232
 Orlando, FL 32803-3767
 407-894-7555

Southwest District
 3804 Coconut Palm Dr.
 Tampa, FL 33619
 813-744-6100

South District
 2295 Victoria Ave., Ste. 364
 Fort Myers, FL 33902-2549
 941-332-6975

Southeast District
 400 North Congress Ave.
 West Palm Beach, FL 33401
 561-681-6600

MATERIAL SUMMARY OVERVIEW - APRIL, 2002

MATERIAL	MATERIAL TONS	TOTAL MATERIAL CATEGORY TONS
Landfilled		
Residential Mixed Waste	10,464.49	
Residential Mixed Waste Uncovered	2.06	
Residential Mixed-Out of Cty	4.04	
Residential Mixed-Out of Cty/Uncover	0.00	10,470.59
Commercial Mixed Waste	15,522.81	
Commercial Mixed-Uncovered	2.60	
Commercial Mixed Waste-Out of County	1.34	15,526.75
C & D Debris	3,158.23	
C & D Debris-Uncover	0.00	
C & D Debris-Out of Cty	0.00	3,158.23
LBKsouth-Mixed Waste	565.70	
Ditch Cleanup	3,135.31	
Civic Beautification/Cleanup	34.82	3,170.13
Sewer Plant Sludge	0.00	
Illegal Dumping	37.02	
Landfill Cover	4,585.35	
Cover direct to hill	2,100.00	
Water Plant Sludge	0.00	6,685.35
Not Specified - (Clerical Use Only)	80.51	Not a "Material" count
Debris (Out) (YW use only)	22.51	
Diverted		
* Tires - In	94.90	
Tires-Illegally Dumped	0.51	95.41
Yard Waste/Wood	4,733.72	
Yard Waste/Wood-Uncover	6.94	
Yard Waste/Wood-Out of Cty	0.00	
Yard Waste/Civic Beautification	8.65	
Yard Waste/Wood-LBK South	59.38	4,808.69
White Goods - In	51.37	
Recycled		
Mulch Out	0.00	
YW Fuel Out (Figs. provided by LF staff)	1,110.00	
YW Fuel Out (Figs. provided by CRR, Inc.)	3,931.64	5,041.64
* Tires Out	104.15	
White Goods Out	92.57	
TOTAL LANDFILLED:		39,636.28
TOTAL DIVERTED:		4,955.47
TOTAL RECYCLED:		5,238.36
TOTAL REPORT TONS:		49,830.11
NOT SPECIFIED WASTE:		80.51
TOTAL SUMMARY:		49,910.62

NUMBER OF TRANSACTIONS: 9,275

cc: Mike Gore

Total In-Coming Tons: 44,591.75

MATERIAL SUMMARY OVERVIEW - MAY, 2002

MATERIAL	MATERIAL TONS	TOTAL MATERIAL CATEGORY TONS
Landfilled		
Residential Mixed Waste	9,765.36	
Residential Mixed Waste Uncovered	0.43	
Residential Mixed-Out of Cty	0.87	
Residential Mixed-Out of Cty/Uncover	2.77	9,769.43
Commercial Mixed Waste	14,828.34	
Commercial Mixed-Uncovered	2.33	
Commercial Mixed Waste-Out of County	2.50	14,833.17
C & D Debris	2,926.05	
C & D Debris-Uncover	0.00	
C & D Debris-Out of Cty	0.59	2,926.64
LBKsouth-Mixed Waste	483.47	
Ditch Cleanup	1,268.40	
Civic Beautification/Cleanup	10.10	1,278.50
Sewer Plant Sludge	0.00	
Illegal Dumping	13.85	
Landfill Cover	764.25	
Cover direct to hill	0.00	
Water Plant Sludge	0.00	764.25
Not Specified - (Clerical Use Only)	49.17	Not a "Material" count
Debris (Out) (YW use only)	14.88	
Diverted		
* Tires - In	116.70	
Tires-Illegally Dumped	0.00	116.70
Yard Waste/Wood	4,480.03	
Yard Waste/Wood-Uncover	2.40	
Yard Waste/Wood-Out of Cty	0.00	
Yard Waste/Civic Beautification	16.20	
Yard Waste/Wood-LBK South	62.67	4,561.30
White Goods - In	46.02	
Recycled		
Mulch Out	0.00	
YW Fuel Out (Figs. provided by LF staff)	2,600.00	
YW Fuel Out (Figs. provided by CRR, Inc.)	1,922.99	4,522.99
* Tires Out	141.08	
White Goods Out	52.76	
TOTAL LANDFILLED: *		30,084.19
TOTAL DIVERTED: *		4,724.02
TOTAL RECYCLED:		4,716.83
TOTAL REPORT TONS:		39,525.04
NOT SPECIFIED WASTE:		49.17
TOTAL SUMMARY:		39,574.21

NUMBER OF TRANSACTIONS: 8,697

cc: Mike Gore

* Total In-Coming Tons: 34,808.21

MATERIAL SUMMARY OVERVIEW - JUNE, 2002

MATERIAL	MATERIAL TONS	TOTAL MATERIAL CATEGORY TONS
Landfilled		
Residential Mixed Waste	8,689.20	
Residential Mixed Waste Uncovered	0.22	
Residential Mixed-Out of Cty	0.27	
Residential Mixed-Out of Cty/Uncover	0.00	8,689.69
Commercial Mixed Waste	13,957.45	
Commercial Mixed-Uncovered	3.21	
Commercial Mixed Waste-Out of County	0.00	13,960.66
C & D Debris	2,465.68	
C & D Debris-Uncover	0.00	
C & D Debris-Out of Cty	1.36	2,467.04
LBKsouth-Mixed Waste	468.04	
Ditch Cleanup	602.89	
Civic Beautification/Cleanup	0.00	602.89
Sewer Plant Sludge	63.40	
Illegal Dumping	113.62	
Landfill Cover	4,854.32	
Cover direct to hill	0.00	
Water Plant Sludge	0.00	4,854.32
Not Specified - (Clerical Use Only)	36.76	Not a "Material" count
Debris (Out) (YW use only)	17.90	
Diverted		
Tires - In	114.09	
Tires-Illegally Dumped	6.12	120.21
Yard Waste/Wood	3,886.83	
Yard Waste/Wood-Uncover	9.14	
Yard Waste/Wood-Out of Cty	0.00	
Yard Waste/Civic Beautification	0.00	
Yard Waste/Wood-LBK South	48.59	3,944.56
White Goods - In	61.47	
Recycled		
Mulch Out	0.00	
YW Fuel Out (Figs. provided by LF staff)	9,487.50	
YW Fuel Out (Figs. provided by CRR, Inc.)	pend	9,487.50
Tires Out	125.05	
White Goods Out	109.07	
TOTAL LANDFILLED: *		31,237.56
TOTAL DIVERTED: *		4,126.24
TOTAL RECYCLED:		9,721.62
TOTAL REPORT TONS:		45,085.42
NOT SPECIFIED WASTE:		36.76
TOTAL SUMMARY:		45,122.18

NUMBER OF TRANSACTIONS: 7,992

cc: Mike Gore

* Total In-Coming Tons: 35,363.80



5/20/02

**S.R. 70
MANATEE COUNTY**

**05/30/02
LM, SM, LR**



5 30 '02

S.R. 70
MANATEE COUNTY

05/30/02
LM, SM, LR



Proj. # 185748

MANATEE COUNTY GOVERNMENT

Utility Operations Department

May 16, 2002

John Morris, P.G., Solid Waste Section
Florida Department of Environmental Protection
3804 Coconut Palm Drive
Tampa, Florida 33619

D.E.P.
MAY 20 2002
Southwest District Tampa

Re: Waste Tire Processing Facility Quarterly Report
First Quarter -- 2002

Dear Mr. Morris:

Enclosed is the above referenced report for the period of January 1 through March 31, 2002. The supporting reports are generated from scale house data. Only pertinent information from the report is included with the waste tire report. This data includes Tires Illegally Dumped, Tires In, and Tires Out. They are defined as follows:

- Tires Illegally Dumped: Tires illegally dumped within Manatee County then subsequently picked up and delivered to the Landfill by various public agencies.
- Tires Out: Tires which are removed from the waste tire storage area by the County's contracted vendor for processing.
- Tires In: Tires delivered to the Landfill by the general public.

All tires delivered to the Landfill are stockpiled and subsequently removed from site. No processing or consumption of tires occurs at the Landfill. Therefore, processed, adjusted, and consumed tires have been recorded as zero. All other tire categories have been entered where appropriate. All tires recorded for this report are considered used tires.

If you have any questions or need additional information, please contact me at 941/795-3473.

Sincerely,

Gus DiFonzo,
Solid Waste Manager

GD:gp

cc: Kim Ford, P.E., FDEP SW District
Sara I. Smithee, FDEP SW District
Daniel T. Gray, Director, Utility Operations Department
C. Michael Gore, Landfill Superintendent
Gwen Pagington, Solid Waste Program Specialist



Department of Environmental Protection

DEP Form # 62-701.900(21)
Waste Tire Processing Facility
Form Title <u>Quarterly Report</u>
Effective Date <u>3/22/00</u>
DEP Application No. _____
(Filled in by DEP)

Waste Tire Processing Facility Quarterly Report

Pursuant to Rule 62-711.530, Florida Administrative Code, the owner or operator of a waste tire processing facility shall submit the following information to the Department quarterly.

Quarter covered by this report 1st Quarter 2002 (First quarter begins on January 1 of any given year)

- Facility name: Lena Road Landfill -- Manatee County Utility Operations Department
- Facility mailing address: Post Office Box 25010
City: Bradenton County: Manatee Zip: 34206
- Facility permit number: 126654-001 W
- Facility telephone number (941) 748-5543
- Authorized person preparing report: Gwen Pagington
- Affiliation with facility: Solid Waste Program Specialist
- Telephone number (if different from above): (941) 795-3428
- Activity: Report in tons

	Beginning Inventory	Received	Processed	Consumed	Removed	Adjustments	Ending Inventory
Used Tires	156.3	259.34	0	0	233.3	0	182.34
Other whole Tires	0	0	0	0	0	0	0
Processed tires	0	0	0	0	0	0	0
Processing Waste	0	0	0	0	0	0	0
Other	0	0	0	0	0	0	0
Total	156.3	259.34	0	0	233.3	0	182.34

- Explain all inventory adjustments. All tires are considered used. All tires are removed from the site.
- List any period in which one or more category of inventory exceeded the permitted maximum for that category. How was that condition relieved?

For any excess inventory at the end of the quarter, state how and when this condition will be relieved. Attach Additional sheets, if necessary.

9. Certification:

To the best of my knowledge and belief, I certify the information provided in this report is true, accurate, and complete.

Gus DiFonzo

Print Name of Authorized Agent

Gus DiFonzo

Signature of Authorized Agent

5/16/02

Date

Mail complete form to the appropriate district office

Northwest District
160 Governmental Center
Pensacola, FL 32501-5794
850-595-8360

Northeast District
7825 Baymeadows Way, Ste. 200 B
Jacksonville, FL 32256-7590
904-448-4300

Central District
3319 Maguire Blvd., Ste. 232
Orlando, FL 32803-3767
407-894-7555

Southwest District
3804 Coconut Palm Dr.
Tampa, FL 33619
813-744-6100

South District
2295 Victoria Ave., Ste. 364
Fort Myers, FL 33902-2549
941-332-6975

Southeast District
400 North Congress Ave.
West Palm Beach, FL 33401
561-681-6600

MATERIAL SUMMARY OVERVIEW - JANUARY, 2002

MATERIAL	MATERIAL TONS	TOTAL MATERIAL CATEGORY TONS
Landfilled		
Residential Mixed Waste	10,350.91	
Residential Mixed Waste Uncovered	23.11	
Residential Mixed-Out of Cty	5.81	
Residential Mixed-Out of Cty/Uncover	0.00	10,379.83
Commercial Mixed Waste	14,360.40	
Commercial Mixed-Uncovered	5.87	
Commercial Mixed Waste-Out of County	10.37	14,376.64
C & D Debris	3,256.63	
C & D Debris-Uncover	0.00	
C & D Debris-Out of Cty	1.11	3,257.74
LBKsouth-Mixed Waste	468.64	
Ditch Cleanup	374.71	
Civic Beautification/Cleanup	116.45	491.16
Sewer PlantSludge	0.00	
Illegal Dumping	68.38	
Landfill Cover	2,359.99	
Cover direct to hill	1,206.00	
Water Plant Sludge	0.00	3,565.99
Not Specified - (Clerical Use Only)	67.07	Not a "Material" count
Debris (Out) (YW use only)	22.17	
Diverted		
Tires - In	71.89	
Tires-Illegally Dumped	3.11	75.00
Yard Waste/Wood	3,646.51	
Yard Waste/Wood-Uncover	6.33	
Yard Waste/Wood-Out of Cty	0.00	
Yard Waste/Civic Beautification	0.00	
Yard Waste/Wood-LBK South	65.89	3,718.73
White Goods - In	47.92	
Recycled		
Mulch Out	0.00	
YW Fuel Out (Figs. provided by LF staff)	12,585.00	
YW Fuel Out (Figs. provided by CRR,Inc.	3,897.20	16,482.20
Tires Out	45.55	
White Goods Out	66.13	
TOTAL LANDFILLED:		32,630.55
TOTAL DIVERTED:		3,841.65
TOTAL RECYCLED:		16,593.88
TOTAL REPORT TONS:		53,066.08
NOT SPECIFIED WASTE:		67.07
TOTAL SUMMARY:		53,133.15

NUMBER OF TRANSACTIONS: 8,398

cc: Mike Gore

MATERIAL SUMMARY OVERVIEW - FEBRUARY, 2002

MATERIAL	MATERIAL TONS	TOTAL MATERIAL CATEGORY TONS
Landfilled		
Residential Mixed Waste	8,775.02	
Residential Mixed Waste Uncovered	0.79	
Residential Mixed-Out of Cty	20.79	
Residential Mixed-Out of Cty/Uncover	1.27	8,797.87
Commercial Mixed Waste	13,617.07	
Commercial Mixed-Uncovered	0.00	
Commercial Mixed Waste-Out of County	0.00	13,617.07
C & D Debris	2,858.65	
C & D Debris-Uncover	0.00	
C & D Debris-Out of Cty	0.00	2,858.65
LBKsouth-Mixed Waste	471.96	
Ditch Cleanup	388.60	
Civic Beautification/Cleanup	22.77	411.37
Sewer PlantSludge	0.00	
Illegal Dumping	11.37	
Landfill Cover	8,434.48	
Cover direct to hill	1,008.00	
Water Plant Sludge	0.00	9,442.48
Not Specified - (Clerical Use Only)	44.75	Not a "Material" count
Debris (Out) {YW use only}	20.60	
Diverted		
Tires - In	79.62	
Tires-Illegally Dumped	1.71	81.33
Yard Waste/Wood	3,570.68	
Yard Waste/Wood-Uncover	0.00	
Yard Waste/Wood-Out of Cty	0.00	
Yard Waste/Civic Beautification	0.00	
Yard Waste/Wood-LBK South	43.84	3,614.52
White Goods - In	56.76	
Recycled		
Mulch Out	0.00	
YW Fuel Out (Figs. provided by LF staff)	10,998.00	
YW Fuel Out (Figs. provided by CRR,Inc.	1,763.54	12,761.54
Tires Out	53.35	
White Goods Out	107.12	
TOTAL LANDFILLED:		35,631.37
TOTAL DIVERTED:		3,752.61
TOTAL RECYCLED:		12,922.01
TOTAL REPORT TONS:		52,305.99
NOT SPECIFIED WASTE:		44.75
TOTAL SUMMARY:		52,350.74

NUMBER OF TRANSACTIONS: 7,849

cc: Mike Gore

MATERIAL SUMMARY OVERVIEW - MARCH, 2002

MATERIAL	MATERIAL TONS	TOTAL MATERIAL CATEGORY TONS
Landfilled		
Residential Mixed Waste	9,573.48	
Residential Mixed Waste Uncovered	0.00	
Residential Mixed-Out of Cty	25.42	
Residential Mixed-Out of Cty/Uncover	0.00	9,598.90
Commercial Mixed Waste	15,119.16	
Commercial Mixed-Uncovered	0.00	
Commercial Mixed Waste-Out of County	0.85	15,120.01
C & D Debris	3,167.41	
C & D Debris-Uncover	0.00	
C & D Debris-Out of Cty	0.00	3,167.41
LBKsouth-Mixed Waste	593.27	
Ditch Cleanup	3,709.58	
Civic Beautification/Cleanup	94.81	3,804.39
Sewer PlantSludge	29.93	
Illegal Dumping	44.26	
Landfill Cover	9,244.75	
Cover direct to hill	234.00	
Water Plant Sludge	0.00	9,478.75
Not Specified - (Clerical Use Only)	28.30	Not a "Material" count
Debris (Out) {YW use only}	24.67	
Diverted		
Tires - In	99.68	
Tires-Illegally Dumped	3.33	103.01
Yard Waste/Wood	4,668.35	
Yard Waste/Wood-Uncover	0.00	
Yard Waste/Wood-Out of Cty	0.00	
Yard Waste/Civic Beautification	14.43	
Yard Waste/Wood-LBK South	70.46	4,753.24
White Goods - In	47.70	
Recycled		
Mulch Out	0.00	
YW Fuel Out (Figs. provided by LF staff)	9,773.00	
YW Fuel Out (Figs. provided by CRR,Inc.)	1,446.95	11,219.95
Tires Out	134.40	
White Goods Out	90.08	
TOTAL LANDFILLED:		41,861.59
TOTAL DIVERTED:		4,903.95
TOTAL RECYCLED:		11,444.43
TOTAL REPORT TONS:		58,209.97
NOT SPECIFIED WASTE:		28.30
TOTAL SUMMARY:		58,238.27

NUMBER OF TRANSACTIONS: 9,692

cc: Mike Gore



MANATEE COUNTY
GOVERNMENT
Utility Operations Department

Proj # 185746

D.E.P.
MAY 20 2002
Southwest District Tampa

May 16, 2002

John Morris, P.G., Solid Waste Section
Florida Department of Environmental Protection
3804 Coconut Palm Drive
Tampa, Florida 33619

Re: Waste Tire Processing Facility Quarterly Report
First Quarter -- 2002

Dear Mr. Morris:

Enclosed is the above referenced report for the period of January 1 through March 31, 2002. The supporting reports are generated from scale house data. Only pertinent information from the report is included with the waste tire report. This data includes Tires Illegally Dumped, Tires In, and Tires Out. They are defined as follows:

- Tires Illegally Dumped: Tires illegally dumped within Manatee County then subsequently picked up and delivered to the Landfill by various public agencies.
- Tires Out: Tires which are removed from the waste tire storage area by the County's contracted vendor for processing.
- Tires In: Tires delivered to the Landfill by the general public.

All tires delivered to the Landfill are stockpiled and subsequently removed from site. No processing or consumption of tires occurs at the Landfill. Therefore, processed, adjusted, and consumed tires have been recorded as zero. All other tire categories have been entered where appropriate. All tires recorded for this report are considered used tires.


If you have any questions or need additional information, please contact me at 941/795-3473.

Sincerely,

Gus DiFonzo,
Solid Waste Manager

GD:gp

cc: Kim Ford, P.E., FDEP SW District
Sara I. Smithee, FDEP SW District
Daniel T. Gray, Director, Utility Operations Department
C. Michael Gore, Landfill Superintendent
Gwen Pagation, Solid Waste Program Specialist



Department of Environmental Protection

DEP Form # 62-701 900(21)
Waste Tire Processing Facility
Form Title <u>Quarterly Report</u>
Effective Date <u>3/22/00</u>
DEP Application No. _____
(Filed in by DEP)

Waste Tire Processing Facility Quarterly Report

Pursuant to Rule 62-711.530, Florida Administrative Code, the owner or operator of a waste tire processing facility shall submit the following information to the Department quarterly.

Quarter covered by this report 1st Quarter 2002 (First quarter begins on January 1 of any given year)

- Facility name: Lena Road Landfill -- Manatee County Utility Operations Department
- Facility mailing address: Post Office Box 25010
City: Bradenton County: Manatee Zip: 34206
- Facility permit number: 126654-001 W
- Facility telephone number (941) 748-5543
- Authorized person preparing report: Gwen Pagington
- Affiliation with facility: Solid Waste Program Specialist
- Telephone number (if different from above): (941) 795-3428
- Activity: Report in tons

	Beginning Inventory	Received	Processed	Consumed	Removed	Adjustments	Ending Inventory
Used Tires	156.3	259.34	0	0	233.3	0	182.34
Other whole Tires	0	0	0	0	0	0	0
Processed tires	0	0	0	0	0	0	0
Processing Waste	0	0	0	0	0	0	0
Other	0	0	0	0	0	0	0
Total	156.3	259.34	0	0	233.3	0	182.34

- Explain all inventory adjustments. All tires are considered used. All tires are removed from the site.
- List any period in which one or more category of inventory exceeded the permitted maximum for that category. How was that condition relieved?

For any excess inventory at the end of the quarter, state how and when this condition will be relieved. Attach Additional sheets, if necessary.

9. Certification:

To the best of my knowledge and belief, I certify the information provided in this report is true, accurate, and complete.

Gus DiFonzo
Print Name of Authorized Agent

Gus DiFonzo
Signature of Authorized Agent

5/16/02
Date

Mail complete form to the appropriate district office

Northwest District
160 Governmental Center
Panama City, FL 32501-5794
850-595-8360

Northeast District
7825 Baymeadows Way, Ste. 200 B
Jacksonville, FL 32256-7590
904-448-4300

Central District
3319 Maguire Blvd., Ste. 232
Orlando, FL 32803-3787
407-894-7555

Southwest District
3804 Coconut Palm Dr.
Tampa, FL 33619
813-744-6100

South District
2295 Victoria Ave., Ste. 384
Fort Myers, FL 33902-2549
941-332-6975

Southeast District
400 North Congress Ave.
West Palm Beach, FL 33401
561-681-6800

MATERIAL SUMMARY OVERVIEW - JANUARY, 2002

MATERIAL	MATERIAL TONS	TOTAL MATERIAL CATEGORY TONS
Landfilled		
Residential Mixed Waste	10,350.91	
Residential Mixed Waste Uncovered	23.11	
Residential Mixed-Out of Cty	5.81	
Residential Mixed-Out of Cty/Uncover	0.00	10,379.83
Commercial Mixed Waste	14,360.40	
Commercial Mixed-Uncovered	5.87	
Commercial Mixed Waste-Out of County	10.37	14,376.64
C & D Debris	3,256.63	
C & D Debris-Uncover	0.00	
C & D Debris-Out of Cty	1.11	3,257.74
LBKsouth-Mixed Waste	468.64	
Ditch Cleanup	374.71	
Civic Beautification/Cleanup	116.45	491.16
Sewer Plant Sludge	0.00	
Illegal Dumping	68.38	
Landfill Cover	2,359.99	
Cover direct to hill	1,206.00	
Water Plant Sludge	0.00	3,565.99
Not Specified - (Clerical Use Only)	67.07	Not a "Material" count
Debris (Out) (YW use only)	22.17	
Diverted		
Tires - In	71.89	
Tires-Illegally Dumped	3.11	75.00
Yard Waste/Wood	3,646.51	
Yard Waste/Wood-Uncover	6.33	
Yard Waste/Wood-Out of Cty	0.00	
Yard Waste/Civic Beautification	0.00	
Yard Waste/Wood-LBK South	65.89	3,718.73
White Goods - In	47.92	
Recycled		
Mulch Out	0.00	
YW Fuel Out (Figs. provided by LF staff)	12,585.00	
YW Fuel Out (Figs. provided by CRR, Inc.)	3,897.20	16,482.20
Tires Out	45.55	
White Goods Out	66.13	
TOTAL LANDFILLED:		32,630.55
TOTAL DIVERTED:		3,841.65
TOTAL RECYCLED:		16,593.88
TOTAL REPORT TONS:		53,066.08
NOT SPECIFIED WASTE:		67.07
TOTAL SUMMARY:		53,133.15

NUMBER OF TRANSACTIONS: 8,398

cc: Mike Gore

MATERIAL SUMMARY OVERVIEW - FEBRUARY, 2002

MATERIAL	MATERIAL TONS	TOTAL MATERIAL CATEGORY TONS
Landfilled		
Residential Mixed Waste	8,775.02	
Residential Mixed Waste Uncovered	0.79	
Residential Mixed-Out of Cty	20.79	
Residential Mixed-Out of Cty/Uncover	1.27	8,797.87
Commercial Mixed Waste	13,617.07	
Commercial Mixed-Uncovered	0.00	
Commercial Mixed Waste-Out of County	0.00	13,617.07
C & D Debris	2,858.65	
C & D Debris-Uncover	0.00	
C & D Debris-Out of Cty	0.00	2,858.65
LBKsouth-Mixed Waste	471.96	
Ditch Cleanup	388.60	
Civic Beautification/Cleanup	22.77	411.37
Sewer PlantSludge	0.00	
Illegal Dumping	11.37	
Landfill Cover	8,434.48	
Cover direct to hill	1,008.00	
Water Plant Sludge	0.00	9,442.48
Not Specified - (Clerical Use Only)	44.75	Not a "Material" count
Debris (Out) (YW use only)	20.60	
Diverted		
Tires - In	79.62	
Tires-Illegally Dumped	1.71	81.33
Yard Waste/Wood	3,570.68	
Yard Waste/Wood-Uncover	0.00	
Yard Waste/Wood-Out of Cty	0.00	
Yard Waste/Civic Beautification	0.00	
Yard Waste/Wood-LBK South	43.84	3,614.52
White Goods - In	56.76	
Recycled		
Mulch Out	0.00	
YW Fuel Out (Figs. provided by LF staff)	10,998.00	
YW Fuel Out (Figs. provided by CRR, Inc.)	1,763.54	12,761.54
Tires Out	53.35	
White Goods Out	107.12	
TOTAL LANDFILLED:		35,631.37
TOTAL DIVERTED:		3,752.61
TOTAL RECYCLED:		12,922.01
TOTAL REPORT TONS:		52,305.99
NOT SPECIFIED WASTE:		44.75
TOTAL SUMMARY:		52,350.74

NUMBER OF TRANSACTIONS: 7,849


cc: Mike Gore

MATERIAL SUMMARY OVERVIEW - MARCH, 2002

MATERIAL	MATERIAL TONS	TOTAL MATERIAL CATEGORY TONS
Landfilled		
Residential Mixed Waste	9,573.48	
Residential Mixed Waste Uncovered	0.00	
Residential Mixed-Out of Cty	25.42	
Residential Mixed-Out of Cty/Uncover	0.00	9,598.90
Commercial Mixed Waste	15,119.16	
Commercial Mixed-Uncovered	0.00	
Commercial Mixed Waste-Out of County	0.85	15,120.01
C & D Debris	3,167.41	
C & D Debris-Uncover	0.00	
C & D Debris-Out of Cty	0.00	3,167.41
LBKsouth-Mixed Waste	593.27	
Ditch Cleanup	3,709.58	
Civic Beautification/Cleanup	94.81	3,804.39
Sewer Plant Sludge	29.93	
Illegal Dumping	44.26	
Landfill Cover	9,244.75	
Cover direct to hill	234.00	
Water Plant Sludge	0.00	9,478.75
Not Specified - (Clerical Use Only)	28.30	Not a "Material" count
Debris (Out) (YW use only)	24.67	
Diverted		
Tires - In	99.68	
Tires-Illegally Dumped	3.33	103.01
Yard Waste/Wood	4,668.35	
Yard Waste/Wood-Uncover	0.00	
Yard Waste/Wood-Out of Cty	0.00	
Yard Waste/Civic Beautification	14.43	
Yard Waste/Wood-LBK South	70.46	4,753.24
White Goods - In	47.70	
Recycled		
Mulch Out	0.00	
YW Fuel Out (Figs. provided by LF staff)	9,773.00	
YW Fuel Out (Figs. provided by CRR, Inc.)	1,446.95	11,219.95
Tires Out	134.40	
White Goods Out	90.08	
TOTAL LANDFILLED:		41,861.59
TOTAL DIVERTED:		4,903.95
TOTAL RECYCLED:		11,444.43
TOTAL REPORT TONS:		58,209.97
NOT SPECIFIED WASTE:		28.30
TOTAL SUMMARY:		58,238.27

NUMBER OF TRANSACTIONS: 9,692

cc: Mike Gore



Department of Environmental Protection

DEP Form # 62-701 900(21)
Waste Tire Processing Facility
Form Title <u>Quarterly Report</u>
Effective Date <u>3/22/00</u>
DEP Application No. _____ (Filled in by DEP)

Waste Tire Processing Facility Quarterly Report

Pursuant to Rule 62-711.530, Florida Administrative Code, the owner or operator of a waste tire processing facility shall submit the following information to the Department quarterly.

Quarter covered by this report 1st 1/4-2002 (First quarter begins on January 1 of any given year)

- Facility name: Lena Road Landfill -- Manatee County Utility Operations Department
- Facility mailing address: Post Office Box 25010
City: Bradenton County: Manatee Zip: 34206
- Facility permit number: 126654-001 W
- Facility telephone number (941) 748-5543
- Authorized person preparing report: Gwen Pajington
- Affiliation with facility: Solid Waste Program Specialist
- Telephone number (if different from above): (941) 795-3428
- Activity: Report in tons

	Beginning Inventory	Received	Processed	Consumed	Removed	Adjustments	Ending Inventory
Used Tires	<u>156.3</u>	<u>259.34</u>	<u>0</u>	<u>0</u>	<u>233.3</u>	<u>0</u>	<u>182.34</u>
Other whole Tires	<u>0</u>	<u>0</u>	<u>0</u>	<u>0</u>	<u>0</u>	<u>0</u>	<u>0</u>
Processed tires	<u>0</u>	<u>0</u>	<u>0</u>	<u>0</u>	<u>0</u>	<u>0</u>	<u>0</u>
Processing Waste	<u>0</u>	<u>0</u>	<u>0</u>	<u>0</u>	<u>0</u>	<u>0</u>	<u>0</u>
Other	<u>0</u>	<u>0</u>	<u>0</u>	<u>0</u>	<u>0</u>	<u>0</u>	<u>0</u>
Total	<u>156.3</u>		<u>0</u>	<u>0</u>	<u>0</u>	<u>0</u>	<u>182.34</u>

a. Explain all inventory adjustments. All tires are considered used. All tires are removed from the site.

b. _____
c. _____
_____ at
_____ ed.
_____ complete.
_____ te

Gwen Pajington



MANATEE COUNTY GOVERNMENT

Utility Operations Department

RECEIVED
JAN 18 2002

Department of Environmental Protection
BY SOUTHWEST DISTRICT

January 15, 2002

John Morris, P.G., Solid Waste Section
Florida Department of Environmental Protection
3804 Coconut Palm Drive
Tampa, Florida 33619

Re: Waste Tire Processing Facility Quarterly Report
Fourth Quarter - 2001

Dear Mr. Morris:

Enclosed is the above referenced report for the period of October 1 through December 31, 2001. The supporting reports are generated from scale house data. Only pertinent information from the report is included with the waste tire report. This data includes Tires Illegally Dumped, Tires In, and Tires Out. They are defined as follows:

- Tires Illegally Dumped: Tires illegally dumped within Manatee County then subsequently picked up and delivered to the Landfill by various public agencies.
- Tires Out: Tires which are removed from the waste tire storage area by the County's contracted vendor for processing.
- Tires In: Tires delivered to the Landfill by the general public.

All tires delivered to the Landfill are stockpiled and subsequently removed from site. No processing or consumption of tires occurs at the Landfill. Therefore, processed, adjusted, and consumed tires have been recorded as zero. All other tire categories have been entered where appropriate. All tires recorded for this report are considered used tires.

If you have any questions or need additional information, please contact me at 941/795-3473.

Sincerely,

Gus DiFonzo,
Solid Waste Manager

GD:gp

cc: Robert Butera, P.E., FDEP SW District
Kim Ford, P.E., FDEP SW District
Sara I. Smithee, FDEP SW District
Daniel T. Gray, Director, Utility Operations Department
C. Michael Gore, Landfill Superintendent
Gwen Pagington, Solid Waste Program Specialist



Department of Environmental Protection

DEP Form # 62-701.900(21)
Waste Tire Processing Facility
Form Title <u>Quarterly Report</u>
Effective Date <u>3/22/00</u>
DEP Application No. _____ (Filled in by DEP)

RECEIVED
JAN 18 2002
Department of Environmental Protection
NORTHWEST DISTRICT

Waste Tire Processing Facility Quarterly Report

Pursuant to Rule 62-711.530, Florida Administrative Code, the owner or operator of a waste tire processing facility shall submit the following information to the Department quarterly.

Quarter covered by this report 4th Quarter 2001 (First quarter begins on January 1 of any given year)

- Facility name: Lena Road Landfill -- Manatee County Utility Operations Department
- Facility mailing address: Post Office Box 25010
City: Bradenton County: Manatee Zip: 34206
- Facility permit number: 126654-001 W
- Facility telephone number (941) 748-5543
- Authorized person preparing report: Gwen Pagington
- Affiliation with facility: Solid Waste Program Specialist
- Telephone number (if different from above): (941) 795-3428
- Activity: Report in tons

	Beginning Inventory	Received	Processed	Consumed	Removed	Adjustments	Ending Inventory
Used Tires	184.73	260.08	0	0	288.5	0	156.3
Other whole Tires	0	0	0	0	0	0	0
Processed tires	0	0	0	0	0	0	0
Processing Waste	0	0	0	0	0	0	0
Other	0	0	0	0	0	0	0
Total	184.73	260.08	0	0	0	0	156.3

- Explain all inventory adjustments. All tires are considered used. All tires are removed from the site.
- List any period in which one or more category of inventory exceeded the permitted maximum for that category. How was that condition relieved?

For any excess inventory at the end of the quarter, state how and when this condition will be relieved. Attach Additional sheets, if necessary.

9. Certification:

To the best of my knowledge and belief, I certify the information provided in this report is true, accurate, and complete.

Gus DiFonzo

Print Name of Authorized Agent

Gus DiFonzo

Signature of Authorized Agent

1-15-02

Date

Mail complete form to the appropriate district office

Northwest District
160 Governmental Center
Pensacola, FL 32501-5794
850-595-8360

Northeast District
7825 Baymeadows Way, Ste. 200 B
Jacksonville, FL 32256-7590
904-448-4300

Central District
3319 Maguire Blvd., Ste. 232
Orlando, FL 32803-3767
407-894-7555

Southwest District
3804 Coconut Palm Dr.
Tampa, FL 33619
813-744-6100

South District
2295 Victoria Ave., Ste. 364
Fort Myers, FL 33902-2549
941-332-6975

Southeast District
400 North Congress Ave.
West Palm Beach, FL 33401
561-681-6600

MA TERIAL SUMMARY OVERVIEW - OCTOBER, 2002

MATERIAL	MATERIAL TONS	TOTAL MATERIAL CATEGORY TONS
Landfilled		
Residential Mixed Waste	9,407.36	
Residential Mixed Waste Uncovered	10.59	
Residential Mixed-Out of Cty	3.14	
Residential Mixed-Out of Cty/Uncover	0.00	9,421.09
Commercial Mixed Waste	15,810.03	
Commercial Mixed-Uncovered	0.00	
Commercial Mixed Waste-Out of County	0.00	15,810.03
C & D Debris	3,749.14	
C & D Debris-Uncover	0.00	
C & D Debris-Out of Cty	0.00	3,749.14
LBKsouth-Mixed Waste	451.49	
Ditch Cleanup	168.76	
Civic Beautification/Cleanup	20.56	189.32
Illegal Dumping	18.10	
Sewer Plant Sludge	7.63	
Landfill Cover	562.34	
Landfill Cover Direct to Hill-Manual Log	Pending	562.34
Water Plant Sludge	0.00	569.97
Not Specified - (Clerical Use Only)	14.80	Not a "Material" count
Debris (Out) (YW use only)	27.18	
Diverted		
Tires - In	119.47	
Tires-Illegally Dumped	0.00	119.47
Yard Waste/Wood	13,262.54	
Yard Waste/Wood-Uncover	7.57	
Yard Waste/Wood-Out of Cty	0.39	
Yard Waste/Civic Beautification	0.00	
Yard Waste/Wood-LBK South	114.48	13,384.98
White Goods - In	63.75	
Recycled		
Mulch Out	0.00	
YW Fuel Out (CRR,Inc.Manual Report)	9,068.00	
YW Fuel Out (Landfill Staff Manual Report)	3,350.00	12,418.00
Tires Out	128.66	✓
White Goods Out	364.07	
TOTAL LANDFILLED:		30,236.32
TOTAL DIVERTED:		13,568.20
TOTAL RECYCLED:		12,910.73
TOTAL REPORT TONS:		56,715.25
NOT SPECIFIED WASTE:		14.80
TOTAL SUMMARY:		56,730.05

Material Totals
P:\DATA\MAFLTRAN.MDB
MATERIAL CLASS TOTALS
[Date Out] Between 10/1/2001 and 10/31/2001

Tbl Entry	Label	Count	Gross	Net	Gross Tn	Net Tn	Total
1	Not Specified	45		29600.0		14.80	\$32.00
10	Residential Mixed Waste	1747		18814720.0		9407.36	\$218673.24
20	Residential Mixed Waste U	1		21180.0		10.59	\$487.14
40	Residential Mixed Waste O	2		4560.0		2.28	\$209.76
110	Commercial Mixed Waste	3215		31620061.0		15810.03	\$364270.95
<u>210</u>	<u>Tires</u>	<u>60</u>		<u>238940.0</u>		<u>119.47</u>	<u>\$7139.21</u>
310	Yard Waste/Wood	4296		26525074.0		13262.54	\$307221.53
320	Yard Waste/Uncovered	2		15140.0		7.57	\$348.22
330	Yard Waste/Wood Out of Co	1		780.0		0.39	\$34.50
410	C&D Debris	1407		7500002.0		3750.00	\$169311.10
500	Longboat Key-South Mixed	46		902980.0		451.49	\$13013.41
510	Longboat Key-South Yard W	14		228960.0		114.48	\$3291.30
600	Ditch Cleaning	15		337520.0		168.76	\$0.00
610	Sewer Sludge	1		15260.0		7.63	\$175.49
700	Illegal Dumping	14		36200.0		18.10	\$5.00
720	Landfill Cover Material	48		1124680.0		562.34	\$0.00
740	Civic Beautification	14		41120.0		20.56	\$0.00
800	White Goods - In	71		127500.0		63.75	\$1193.89
1000	White Goods - Out	18		728140.0		364.07	\$0.00
<u>1010</u>	<u>Tires Out</u>	<u>10</u>		<u>257320.0</u>		<u>128.66</u>	<u>\$0.00</u>
1030	Debris Out	11		54360.0		27.18	\$0.00
9981		11038	0	88624097	0.00	44312.05	1085406.74

MATERIAL SUMMARY OVERVIEW - NOVEMBER, 2008

MATERIAL	MATERIAL TONS	TOTAL MATERIAL CATEGORY TONS
Landfilled		
Residential Mixed Waste	9,482.17	
Residential Mixed Waste Uncovered	0.00	
Residential Mixed-Out of Cty	6.68	
Residential Mixed-Out of Cty/Uncover	0.00	9,488.85
Commercial Mixed Waste	15,374.40	
Commercial Mixed-Uncovered	0.00	
Commercial Mixed Waste-Out of County	0.00	15,374.40
C & D Debris	3,349.71	
C & D Debris-Uncover	0.00	
C & D Debris-Out of Cty	0.00	3,349.71
LBKsouth-Mixed Waste	415.93	
Ditch Cleanup	566.00	
Civic Beautification/Cleanup	18.27	584.27
Illegal Dumping	32.15	
Sewer Plant Sludge	0.00	
Landfill Cover	1,996.44	
Landfill Cover Direct to Hill-Manual Log	0.00	1,996.44
Water Plant Sludge	0.00	1,996.44
Not Specified - (Clerical Use Only)	60.91	Not a "Material" count
Debris (Out) (YW use only)	23.10	
Diverted		
Tires - In	65.83	
Tires-Illegally Dumped	0.00	65.83
Yard Waste/Wood	4,878.38	
Yard Waste/Wood-Uncover	0.00	
Yard Waste/Wood-Out of Cty	0.00	
Yard Waste/Civic Beautification	0.00	
Yard Waste/Wood-LBK South	61.26	4,939.64
White Goods - In	65.80	
Recycled		
Mulch Out	0.00	
YW Fuel Out (CRR,Inc.Manual Report)	4,384.60	
YW Fuel Out (Landfill Staff Manual Report)	9,150.00	13,534.60
Tires Out	72.82	
White Goods Out	102.75	
TOTAL LANDFILLED:		31,264.85
TOTAL DIVERTED:		5,071.27
TOTAL RECYCLED:		13,710.17
TOTAL REPORT TONS:		50,046.29
NOT SPECIFIED WASTE:		60.91
TOTAL SUMMARY:		50,107.20

Material Totals
P:\DATA\MAFLTRAN.MDB
MATERIAL CLASS TOTALS
[Date Out] Between 11/1/2001 and 11/30/2001

Tbl Entry	Label	Count	Gross	Net	Gross Tn	Net Tn	Total
1	Not Specified	52		121820.0		60.91	\$113.40
10	Residential Mixed Waste	1614		18964340.0		9482.17	\$220547.34
40	Residential Mixed Waste O	2		13360.0		6.68	\$614.56
110	Commercial Mixed Waste	3251		30748790.0		15374.40	\$355117.15
210	Tires	52		131660.0		65.83	\$4892.30
310	Yard Waste/Wood	2276		9756759.0		4878.38	\$114832.54
410	C&D Debris	1294		6699420.0		3349.71	\$151237.30
500	Longboat Key-South Mixed	42		831860.0		415.93	\$11981.86
510	Longboat Key-South Yard W	11		122520.0		61.26	\$1761.23
600	Ditch Cleaning	44		1132000.0		566.00	\$0.00
700	Illegal Dumping	19		64300.0		32.15	\$0.00
720	Landfill Cover Material	146		3992880.0		1996.44	\$0.00
740	Civic Beautification	8		36540.0		18.27	\$0.00
800	White Goods - In	75		131600.0		65.80	\$1454.52
1000	White Goods - Out	17		205500.0		102.75	\$0.00
1010	Tires Out	7		145640.0		72.82	\$0.00
1030	Debris Out	10		46200.0		23.10	\$0.00
8701		8920	0	73145189	0.00	36572.60	862552.20

MATERIAL SUMMARY OVERVIEW - DECEMBER, 2001

MATERIAL	MATERIAL TONS	TOTAL MATERIAL CATEGORY TONS
Landfilled		
Residential Mixed Waste	9,360.15	
Residential Mixed Waste Uncovered	0.00	
Residential Mixed-Out of Cty	1.68	
Residential Mixed-Out of Cty/Uncover	0.00	9,361.83
Commercial Mixed Waste	12,820.72	
Commercial Mixed-Uncovered	0.00	
Commercial Mixed Waste-Out of County	1.03	12,821.75
C & D Debris	2,950.51	
C & D Debris-Uncover	0.00	
C & D Debris-Out of Cty	0.46	2,950.97
LBKsouth-Mixed Waste	495.80	
Ditch Cleanup	191.01	
Civic Beautification/Cleanup	10.96	201.97
Illegal Dumping	12.87	
Sewer Plant Sludge	0.00	
Landfill Cover	816.73	
Landfill Cover Direct to Hill-Manual Log	2,574.00	3,390.73
Water Plant Sludge	0.00	3,390.73
Not Specified - (Clerical Use Only)	35.62	Not a "Material" count
Debris (Out) (YW use only)	26.68	
Diverted		
Tires - In	74.17	
Tires-Illegally Dumped	0.61	74.78
Yard Waste/Wood	5,845.09	
Yard Waste/Wood-Uncover	0.00	
Yard Waste/Wood-Out of Cty	0.35	
Yard Waste/Civic Beautification	0.00	
Yard Waste/Wood-LBK South	47.59	5,893.03
White Goods - In	43.22	
Recycled		
Mulch Out	0.00	
YW Fuel Out (CRR,Inc.Manual Report)	PEND'G	
YW Fuel Out (Landfill Staff Manual Report)	17,450.00	17,450.00
Tires Out	87.03	✓
White Goods Out	109.72	
TOTAL LANDFILLED:		29,262.60
TOTAL DIVERTED:		6,011.03
TOTAL RECYCLED:		17,646.75
TOTAL REPORT TONS:		52,920.38
NOT SPECIFIED WASTE:		35.62
TOTAL SUMMARY:		52,956.00

Material Totals
P:\DATA\MAFLTRAN.MDB
MATERIAL CLASS TOTALS
[Date Out] Between 12/1/2001 and 12/31/2001

Tbl Entry	Label	Count	Gross	Net	Gross Tn	Net Tn	Total
1	Not Specified	66		71240.0		35.62	\$50.30
10	Residential Mixed Waste	1666		18720300.0		9360.15	\$217791.81
30	Residential Mixed Waste O	2		3360.0		1.68	\$147.70
110	Commercial Mixed Waste	2930		25641440.0		12820.72	\$296003.85
130	Commercial Mixed Waste Ou	1		2060.0		1.03	\$71.07
210	Tires	48		148340.0		74.17	\$5555.33
310	Yard Waste/Wood	2194		11690180.0		5845.09	\$136589.49
330	Yard Waste/Wood Out of Co	1		700.0		0.35	\$34.50
410	C&D Debris	1195		5901020.0		2950.51	\$133424.30
430	C&D Debris Out of County	1		920.0		0.46	\$67.50
500	Longboat Key-South Mixed	46		991600.0		495.80	\$14273.82
510	Longboat Key-South Yard W	9		95180.0		47.59	\$1368.21
600	Ditch Cleaning	15		382020.0		191.01	\$0.00
700	Illegal Dumping	17		25740.0		12.87	\$0.00
710	Illegal Dumping - Tires	1		1220.0		0.61	\$0.00
720	Landfill Cover Material	70		1633460.0		816.73	\$0.00
740	Civic Beautification	5		21920.0		10.96	\$0.00
800	White Goods - In	71		86440.0		43.22	\$1263.62
1000	White Goods - Out	17		219440.0		109.72	\$0.00
1010	Tires Out	8		174060.0		87.03	\$0.00
1030	Debris Out	12		53360.0		26.68	\$0.00
10291		8375	0	65864000	0.00	32932.00	806641.50



D.E.P.
OCT 17 2001
Southwest District Tampa

MANATEE COUNTY GOVERNMENT

Utility Operations Department

October 15, 2001

105748

John Morris, P.G., Solid Waste Section
Florida Department of Environmental Protection
3804 Coconut Palm Drive
Tampa, FL 33619

Re: Waste Tire Processing Facility Quarterly Report
Third Quarter - 2001

Dear Mr. Morris:

Enclosed is the waste tire processing facility quarterly report for the period of July through September, 2001. The supporting report is generated from scale house data. Only pertinent information from the report is included with the waste tire report. This data includes Ill-Tires, Tires In and Tires Out. They are defined as follows:

- Ill-Tires: Tires illegally dumped within Manatee County, then subsequently picked up and delivered to the Landfill by various public agencies;
- Tires Out: Tires which are removed from the waste tire storage area by the County's contracted vendor for processing;
- Tires In: Tires delivered to the landfill by the general public.

All tires delivered to the landfill are stockpiled and subsequently removed from site. No processing or consumption of tires occurs at the landfill. Therefore processed, adjusted and consumed tires have been zeroed out and all tires have been listed as removed where appropriate.

Additionally, all tires for the report were considered used tires. If you have any questions or need additional information, please contact me at 941/795-3428.

Sincerely,

Gus DiFonzo
Solid Waste Manager

cc: Robert Butera, P.E., FDEP SW District
Kim Ford, P.E., FDEP SW District
Sara I. Smithee, FDEP SW District
Daniel T. Gray, Utilities Operations Manager
C. Michael Gore, Landfill Superintendent
Gwen Pagington, Solid Waste Program Specialist



Department of Environmental Protection

DEP Form # 62-701.900(21)
Waste Tire Processing Facility
Form Title <u>Quarterly Report</u>
Effective Date <u>3/22/00</u>
DEP Application No. _____ (Filed in by DEP)

Waste Tire Processing Facility Quarterly Report

Pursuant to Rule 62-711.530, Florida Administrative Code, the owner or operator of a waste tire processing facility shall submit the following information to the Department quarterly.

Quarter covered by this report 3rd Quarter 2001 (First quarter begins on January 1 of any given year)

- Facility name: Lena Road Landfill -- Manatee County Utility Operations Department
- Facility mailing address: Post Office Box 25010
City: Bradenton County: Manatee Zip: 34206
- Facility permit number: 126654-001 WT
- Facility telephone number (941) 748-5543
- Authorized person preparing report: Gwen Pagington
- Affiliation with facility: Solid Waste Program Specialist
- Telephone number (if different from above): (941) 795-3428
- Activity: Report in tons

	Beginning Inventory	Received	Processed	Consumed	Removed	Adjustments	Ending Inventory
Used Tires	93.50	354.62	0	0	263.39	0	184.73
Other whole Tires	0	0	0	0	0	0	0
Processed tires	0	0	0	0	0	0	0
Processing Waste	0	0	0	0	0	0	0
Other	0	0	0	0	0	0	0
Total	93.50	354.62	0	0	263.39	0	184.73

- Explain all inventory adjustments. All tires considered used. All tires are removed from the site.
- List any period in which one or more category of inventory exceeded the permitted maximum for that category. How was that condition relieved?

For any excess inventory at the end of the quarter, state how and when this condition will be relieved. Attach Additional sheets, if necessary.

9. Certification:

To the best of my knowledge and belief, I certify the information provided in this report is true, accurate, and complete.

Gus DiFonzo
Print Name of Authorized Agent

G. DiFonzo
Signature of Authorized Agent

10-15-01
Date

Mail complete form to the appropriate district office

Northwest District
160 Governmental Center
Pensacola, FL 32501-5794
850-595-8360

Northeast District
7825 Baymeadows Way, Ste. 200 B
Jacksonville, FL 32256-7590
904-448-4300

Central District
3319 Maguire Blvd., Ste. 232
Orlando, FL 32803-3767
407-894-7555

Southwest District
3804 Coconut Palm Dr.
Tampa, FL 33619
813-744-6100

South District
2295 Victoria Ave., Ste. 364
Fort Myers, FL 33902-2549
941-332-6975

Southeast District
400 North Congress Ave.
West Palm Beach, FL 33401
561-681-6600

MATERIAL SUMMARY OVERVIEW - JULY, 20

MATERIAL	MATERIAL TONS	TOTAL MATERIAL CATEGORY TONS
Landfilled		
Residential Mixed Waste	10,048.12	
Residential Mixed Waste Uncovered	0.00	
Residential Mixed-Out of Cty	0.90	
Residential Mixed-Out of Cty/Uncover	0.00	10,049.02
Commercial Mixed Waste	13,818.81	
Commercial Mixed-Uncovered	0.00	
Commercial Mixed Waste-Out of County	1.86	13,820.67
C & D Debris	3,412.18	
C & D Debris-Uncover	0.00	
C & D Debris-Out of Cty	0.48	3,412.66
LBKsouth-Mixed Waste	349.98	
Ditch Cleanup	442.57	
Civic Beautification/Cleanup	0.00	442.57
Illegal Dumping	50.60	
Sewer Plant Sludge	0.00	
Landfill Cover	1,564.19	
Landfill Cover Direct to Hill-Manual Log	2,196.00	3,760.19
Water Plant Sludge	0.00	3,760.19
Not Specified - (Clerical Use Only)	73.97	Not a "Material" count
Debris (Out) (YW use only)	38.74	
Diverted		
Tires - In	104.19	
Tires-Illegally Dumped	1.00	105.19
Yard Waste/Wood	4,444.54	
Yard Waste/Wood-Uncover	0.52	
Yard Waste/Wood-Out of Cty	0.29	
Yard Waste/Civic Beautification	0.00	
Yard Waste/Wood-LBK South	48.11	4,493.46
White Goods - In	25.92	
Recycled		
Mulch Out	24.68	
YW Fuel Out (Figs. provided by CRR, Inc.)	826.56	
Tires Out	78.91	
White Goods Out	62.11	
TOTAL LANDFILLED:		31,924.43
TOTAL DIVERTED:		4,624.57
TOTAL RECYCLED:		992.26
TOTAL REPORT TONS:		37,541.26
NOT SPECIFIED WASTE:		73.97
TOTAL SUMMARY:		37,615.23

cc: Dan Gray - Gus DiFonzo
Dinorah DiFonzo - Mike Gore

RECEIVED
AUG 1 - 2001

Material Totals
P:\DATA\MAFLTRAN.MDB
MATERIAL CLASS TOTALS
[Date Out] Between 7/1/01 and 7/31/01

Tbl Entry	Label	Count	Gross	Net	Gross Tn	Net Tn	Total
	1 Not Specified	51		147940		73.97 ✓	39
	10 Residential Mixed Waste	1556		20096230		10048.12 ✓	232989.7
	30 Residential Mixed Waste O	3		1800		0.9 ✓	109.7
	110 Commercial Mixed Waste	2523		27637617		13818.81 ✓	318588.8
	130 Commercial Mixed Waste Ou	1		3720		1.86 ✓	128.34
→	210 Tires	61		208380		104.19 ✓	6977.18
	310 Yard Waste/Wood	1874		8889075		4444.54 ✓	104765.28
	320 Yard Waste/Uncovered	1		1040		0.52 ✓	23.9
	330 Yard Waste/Wood Out of Co	1		580		0.29 ✓	34.5
	410 C&D Debris	1370		6824356		3412.18 ✓	154116.71
	430 C&D Debris Out of County	1		960		0.48 ✓	67.5
	500 Longboat Key-South Mixed	34		699960		349.98 ✓	10061.94
	510 Longboat Key-South Yard W	8		96220		48.11 ✓	1383.16
	600 Ditch Cleaning	29		885140		442.57 ✓	0
	700 Illegal Dumping	17		101200		50.6 ✓	0
→	710 Illegal Dumping - Tires	1		2000		1 ✓	0
	720 Landfill Cover Material	75		3128370		1564.19 ✓	0
	800 White Goods - In	42		51840		25.92 ✓	787.83
	1000 White Goods - Out	7		124220		62.11 ✓	0
→	1010 Tires Out	6		157820		78.91 ✓	0
	1020 Mulch Out	4		49360		24.68 ✓	0
	1030 Debris Out	12		77480		38.74 ✓	0
	10891	7677		0 69185308	0	34592.67	830073.54

Post-it* Fax Note	7671	Date	# of pages ▶
To	GWEN PAGINGTON	From	Fri-Doug R
Co./Dept.		Co.	Landfill
Phone #		Phone #	
Fax #		Fax #	

*Balanced
to Totalsheet
8-2-01*

ERIAL SUMMARY OVERVIEW - AUGUST,

MATERIAL	MATERIAL TONS	TOTAL MATERIAL CATEGORY TONS
Landfilled		
Residential Mixed Waste	8,872.20	
Residential Mixed Waste Uncovered	2.75	
Residential Mixed-Out of Cty	1.34	
Residential Mixed-Out of Cty/Uncover	0.00	8,876.29
Commercial Mixed Waste	12,699.87	
Commercial Mixed-Uncovered	7.52	
Commercial Mixed Waste-Out of County	5.79	12,713.18
C & D Debris	4,041.72	
C & D Debris-Uncover	2.45	
C & D Debris-Out of Cty	0.00	4,044.17
LBKsouth-Mixed Waste	449.34	
Ditch Cleanup	373.71	
Civic Beautification/Cleanup	131.87	505.58
Illegal Dumping	116.38	
Sewer Plant Sludge	0.00	
Landfill Cover	541.59	
Landfill Cover Direct to Hill-Manual Log	1,026.00	1,567.59
Water Plant Sludge	0.00	1,567.59
Not Specified - (Clerical Use Only)	6.60	Not a "Material" count
Debris (Out) {YW use only}	140.26	
Diverted		
Tires - In	111.11	
Tires-Illegally Dumped	9.23	120.34
Yard Waste/Wood	5,025.85	
Yard Waste/Wood-Uncover	0.00	
Yard Waste/Wood-Out of Cty	0.00	
Yard Waste/Civic Beautification	6.85	
Yard Waste/Wood-LBK South	26.20	5,058.90
White Goods - In	34.17	
Recycled		
Mulch Out	51.01	
YW Fuel Out (CRR,Inc.Manual Report)	1,325.70	
YW Fuel Out (Landfill Staff Manual Report)	306.25	1,631.95
Tires Out	47.80	
White Goods Out	113.63	
TOTAL LANDFILLED:		28,412.79
TOTAL DIVERTED:		5,213.41
TOTAL RECYCLED:		1,844.39
TOTAL REPORT TONS:		35,470.59
NOT SPECIFIED WASTE:		6.60
TOTAL SUMMARY:		35,477.19

→
→

→

cc: Dan Gray - Gus DiFonzo
Dinorah DiFonzo - Mike Gore

9/4/01 Tue
Ver 3.6

Manatee County Landfill

10:52 am

Page 1

Material Totals
P:\DATA\MAFLTRAN.MDB
Materials Total Special
[Date Out] Between 8/1/01 and 8/31/01

Tbl Entry	Label	Net Tn
1	Not Specified	6.6 -
10	Residential Mixed Waste	8872.2 ✓
30	Residential Mixed Waste O	2.75 ✓
40	Residential Mixed Waste O	1.34 ✓
110	Commercial Mixed Waste	12699.67 ✓
120	Commercial Mixed Waste Un	7.52 ✓
130	Commercial Mixed Waste Ou	5.79 ✓
210	Tires	111.11 ✓
310	Yard Waste/Wood	5025.85 ✓
410	C&D Debris	4041.72 ✓
420	C&D Debris Uncovered	2.45 ✓
500	Longboat Key-South Mixed	449.34 ✓
510	Longboat Key-South Yard W	26.2 ✓
600	Ditch Cleaning	373.71 ✓
→700	Illegal Dumping	116.38 ✓
→710	Illegal Dumping - Tires	9.23 ✓
720	Landfill Cover Material	541.59 ✓
740	Civic Beautification	131.87 ✓
750	Civic Beaut. Yard Waste	6.85 ✓
800	White Goods - In	34.17 ✓
1000	White Goods - Out	113.63 ✓
→1010	Tires Out	47.8 ✓
1020	Mulch Out	51.01 ✓
1030	Debris Out	140.26 ✓
1040	Fuel (Mulch) Out	6090.45 ✓
12921		38909.687

COUNT: 8331

TO: Gwen P.
From PAT

MATERIAL SUMMARY OVERVIEW - SEPTEMBER 2001

MATERIAL	MATERIAL TONS	TOTAL MATERIAL CATEGORY TONS
Landfilled		
Residential Mixed Waste	8,514.64	
Residential Mixed Waste Uncovered	11.45	
Residential Mixed-Out of Cty	9.15	
Residential Mixed-Out of Cty/Uncover	0.00	8,535.24
Commercial Mixed Waste	12,356.72	
Commercial Mixed-Uncovered	12.61	
Commercial Mixed Waste-Out of County	0.00	12,369.33
C & D Debris	9,298.14	
C & D Debris-Uncover	0.00	
C & D Debris-Out of Cty	2.39	9,300.53
LBKsouth-Mixed Waste	437.07	
Ditch Cleanup	303.15	
Civic Beautification/Cleanup	0.21	303.36
Illegal Dumping	41.12	
Sewer Plant Sludge	0.00	
Landfill Cover	301.41	
Landfill Cover Direct to Hill-Manual Log	418.00	719.41
Water Plant Sludge	0.00	719.41
Not Specified - (Clerical Use Only)	26.47	Not a "Material" count
Debris (Out) (YW use only)	25.26	
Diverted		
→ Tires - In	128.57	
→ Tires-Illegally Dumped	0.52	129.09
Yard Waste/Wood	12,335.57	
Yard Waste/Wood-Uncover	0.00	
Yard Waste/Wood-Out of Cty	0.00	
Yard Waste/Civic Beautification	9.12	
Yard Waste/Wood-LBK South	89.11	12,433.80
White Goods - In	40.64	
Recycled		
Mulch Out	0.00	
YW Fuel Out (CRR,Inc.Manual Report) -AugEs	1,325.70	
YW Fuel Out (Landfill Staff Manual Report)	24.13	1,349.83
→ Tires Out	136.68	
White Goods Out	50.35	
TOTAL LANDFILLED:		31,731.32
TOTAL DIVERTED:		12,603.53
TOTAL RECYCLED:		1,536.86
TOTAL REPORT TONS:		45,871.71
NOT SPECIFIED WASTE:		26.47
TOTAL SUMMARY:		45,898.18

cc: Dan Gray - Gus DiFonzo
Dinorah DiFonzo - Mike Gore

10/1/01 Mon
Ver 3.6

Manatee County Landfill
Page 1

9:21 am

Material Totals
P:\DATA\MAFLTRAN.MDB
MATERIAL CLASS TOTALS
[Date Out] Between 9/1/01 and 9/30/01

NATURE SAVER™ FAX MEMO 01616		Date	# of pages ▶
To	Gwen P	From	PAF
Co./Dept.		Co.	Landfill
Phone #		Phone #	
Fax #	795-3490	Fax #	

Tbl Entry	Label	Count	Gross	Net	Gross Tn	Net Tn	Total
	1 Not Specified	29		52940		26.47	\$ 19.50
	10 Residential Mixed Waste	1524		17029271		8514.64	\$ 197,380.77
	20 Residential Mixed Waste U	1		22900		11.45	\$ 526.70
	40 Residential Mixed Waste O	1		18300		9.15	\$ 841.80
	110 Commercial Mixed Waste	2354		24713447		12356.72	\$ 279,921.08
	120 Commercial Mixed Waste Un	1		25220		12.61	\$ 580.06
→	210 Tires	52		257140		128.57	\$ 6,475.39
	310 Yard Waste/Wood	4279		24671134		12335.57	\$ 287,020.04
	410 C&D Debris	1344		18596282		9298.14	\$ 418,854.97
	430 C&D Debris Out of County	1		4780		2.39	\$ 322.65
	500 Longboat Key-South Mixed	47		874140		437.07	\$ 12,346.99
	510 Longboat Key-South Yard W	19		178220		89.11	\$ 2,561.92
	600 Ditch Cleaning	23		606304		303.15	\$ -
	700 Illegal Dumping	9		82240		41.12	\$ -
→	710 Illegal Dumping - Tires	1		1040		0.52	\$ -
	720 Landfill Cover Material	24		602820		301.41	\$ -
	740 Civic Beautification	1		420		0.21	\$ -
	750 Civic Beaut. Yard Waste	2		18240		9.12	\$ -
	800 White Goods - In	51		81280		40.64	\$ 938.31
	1000 White Goods - Out	8		100700		50.35	\$ -
→	1010 Tires Out	10		273360		136.68	\$ -
	1030 Debris Out	9		50520		25.26	\$ -
	10731	9790	0	88260698	0	44130.35	\$ 1,207,790.18

RECEIVE
OCT - 2 2001

10-02-2001 3:18PM

FROM SCALEHOUSE/HHW

941 741 3396

P. 1

185748



MANATEE COUNTY GOVERNMENT

Utility Operations Department

*KFA
SARA*

August 2, 2001

John Morris, P.G., Solid Waste Section
Florida Department of Environmental Protection
3804 Coconut Palm Drive
Tampa, Florida 33619

D.E.P.
AUG 08 2001
Southwest District Tampa

Re: Waste Tire Processing Facility Quarterly Reports

Dear Mr. Morris:

Enclosed are the above mentioned reports for the period of July, 2000 through June, 2001. Also enclosed is an amended report for the 2nd Quarter of 2000 necessary due to an error in transposition of figures from the 1st Quarter of 2000.

The need for these reports was brought to our attention by a recent inspection of our Landfill Facility by FDEP. Prior to that point in time, it was our understanding that this data needed only to be kept on file and made available, upon request, to your Department (see attached letter dated August 9, 2000). We apologize for this misunderstanding and will forward the reports in accordance with Permit requirements in the future.

Supporting documents generated from scale house data are included with the reports. This data includes Tires Illegally Dumped, Tires In, and Tires Out. The categories are defined as follows:

- Tires Illegally Dumped: Tires illegally dumped within Manatee County subsequently collected and delivered to the Landfill by various public agencies;
- Tires In: Tires delivered to the landfill by the public and franchise waste haulers;
- Tires Out: Tires which are removed from the waste tire storage area by the County's contracted vendor for processing.

All tires delivered to the Landfill are stockpiled and subsequently removed from the Facility. No processing or consumption of tires occurs on site. Additionally, all tires for the reports were considered used tires.

If you have any questions or require additional information, please contact me at 941/795-3428.

Sincerely,

Gwen Pagington,
Solid Waste Program Specialist

cc: Robert Butera, P.E., FDEP SW District
Kim Ford, P.E., FDEP SW District
Daniel T. Gray, Director, Utility Operations Department *D.Gray*
Gus DiFonzo, Solid Waste Manager *GA*
C. Michael Gore, Landfill Superintendent
Sara I. Smithee, FDEP SW District

August 9, 2000



Mr. John Morris, P.G.
Florida Department of Environmental Protection
Southwest District Office
Solid Waste Section
3804 Coconut Palm Drive
Tampa, FL 33619

**RE: Manatee County Lena Road Landfill
Waste Quantity/Waste Tire Reports**


Dear Mr. Morris:

Attached are waste quantity/waste tire reports for the Lena Road landfill for the 2nd quarter of 2000. The quarterly reports are not required under the specific conditions of the current landfill operations permit (39884-001-SO), therefore the County will discontinue the submittal of these reports. The waste quantity records are filed on site as required by Specific Condition No. 11 of the permit, and can be made available to FDEP upon request.

If you should have any questions concerning this report, please contact our Tampa office at (813) 282-2300.

Sincerely,

HDR Engineering, Inc.


Deborah Daigle, P.G.
Sr. Hydrogeologist

Cc: Kim Ford, P.E., FDEP SW District
Robert Butera, P.E., FDEP SW District
Steve Morgan, FDEP SW District
Len Bramble, P.E., Manatee County Public Works Director
Daniel T. Gray, Manatee County Utilities Operations Manager
Gus Difonzo, Manatee County Solid Waste Manager
C. Michael Gore, Manatee County Landfill Supervisor



HDR Engineering, Inc.

Employee Owned

2202 North West Shore Boulevard
Suite 250
Tampa, Florida
33607-5755

Telephone
813 282-2300
Fax
813 282-2430



Department of Environmental Protection

DEP Form # 62-701.900(21)
Waste Tire Processing Facility
Form Title <u>Quarterly Report</u>
Effective Date <u>12/23/96</u>
DEP Application No. _____ (Filled in by DEP)

Waste Tire Processing Facility Quarterly Report

Pursuant to Rule 62-711.530, Florida Administrative Code, the owner or operator of a waste tire processing facility shall submit the following information to the Department quarterly.

Quarter covered by this report: 2nd Quarter 2000 AMENDED * (First quarter begins on January 1 of any given year)

1. Facility name: Lena Road Landfill -- Manatee County Utility Operations Department
2. Facility mailing address: Post Office Box 25010
 City: Bradenton County: Manatee Zip: 34206
3. Facility permit number: 126654-001 WT
4. Facility telephone number: (941) 748-5543
5. Authorized person preparing report: Gwen Pagington
6. Affiliation with facility: Solid Waste Program Specialist
7. Telephone number (if different from above): (941) 795-3428
8. Activity: Report in tons.



	Beginning Inventory	Received	Processed	Consumed	Removed	Adjustments	Ending Inventory
Used Tires	127.3	264.41	0	0	306.71	0	85.00
Other whole tires	0	0	0	0	0	0	0
Processed tires	0	0	0	0	0	0	0
Processing Waste	0	0	0	0	0	0	0
Other	0	0	0	0	0	0	0
Total	127.3 *	264.41	0	0	306.71	0	85.00 *

a. Explain all inventory adjustments. All tires considered used. All tires are removed from the site.

b. List any period in which one or more category of inventory exceeded the permitted maximum for that category. How was that condition relieved? _____

For any excess inventory at the end of the quarter, state how and when this condition will be relieved. Attach additional sheets, if necessary. _____

9. Certification:

To the best of my knowledge and belief, I certify the information provided in this report is true, accurate and complete.

Gus DiFonzo
Name of Authorized Agent

G. DiFonzo
Signature of Authorized Agent

8-6-01
Date

Mail complete form to
the appropriate district office

Northwest District
150 Governmental Center
Pensacola, FL 32501-5794
904-444-8360


Northeast District
7925 Baymeadows Way, Ste. B200
Jacksonville, FL 32256-7590
904-443-4300

Central District
3319 Maguire Blvd., Ste. 232
Orlando, FL 32803-3767
407-894-7555

Southwest District
3304 Coconut Palm Dr.
Tampa, FL 33619
813-744-6100

South District
2295 Victoria Ave., Ste. 364
Fort Myers, FL 33901-3831
941-332-6975

Southeast District
400 North Congress
West Palm Beach, FL 33401
561-681-6600



Department of Environmental Protection

DEP Form # 62-701.900(21)
Waste Tire Processing Facility
Form Title <u>Quarterly Report</u>
Effective Date <u>12/23/95</u>
DEP Application No. _____ (Filled in by DEP)

Waste Tire Processing Facility Quarterly Report

Pursuant to Rule 62-711.530, Florida Administrative Code, the owner or operator of a waste tire processing facility shall submit the following information to the Department quarterly.

Quarter covered by this report: 2nd Quarter 2000 (First quarter begins on January 1 of any given year)

1. Facility name: Lena Road Landfill - Manatee County Public Works
2. Facility mailing address: Post Office Box 25010
City: Bradenton County: Manatee Zip: 34206
3. Facility permit number: 39884-001-50
4. Facility telephone number: (941) 748-5543
5. Authorized person preparing report: Deborah Daigle - HDR Engineering, Inc.
6. Affiliation with facility: Solid Waste Consultant
7. Telephone number (if different from above): (813) 282-2300

8. Activity: Report in tons.

	Beginning Inventory	Received	Processed	Consumed	Removed	Adjustments	Ending Inventory
Used Tires <i>1223</i>	84.1	264.41 ✓	0	0	306.71 ✓	0	41.8 85.0
Other whole tires	0	0	0	0	0	0	0
Processed tires	0	0	0	0	0	0	0
Processing Waste	0	0	0	0	0	0	0
Other	0	0	0	0	0	0	0
Total <i>1223</i>	84.1	264.41 ✓	0	0	306.71 ✓	0	41.8 85.0

a. Explain all inventory adjustments. All tires considered used. All tires are removed from the site.

b. List any period in which one or more category of inventory exceeded the permitted maximum for that category. How was that condition relieved? _____

For any excess inventory at the end of the quarter, state how and when this condition will be relieved. Attach additional sheets, if necessary. _____

9. Certification:

To the best of my knowledge and belief, I certify the information provided in this report is true, accurate and complete.

Gus DiFonzo
Name of Authorized Agent

G. A. DiFonzo
Signature of Authorized Agent

Aug. 14, 00
Date

Mail complete form to
the appropriate district office

Northwest District
150 Governmental Center
Pensacola, FL 32501-5794
904-444-3350

Northeast District
7925 Baymeadows Way, Ste. 6200
Jacksonville, FL 32256-7590
904-443-4330

Central District
3319 Maguire Blvd., Ste. 232
Orlando, FL 32803-3767
407-574-7555

Southwest District
3304 Coconut Palm Dr.
Tampa, FL 33619
813-744-6100

South District
2295 Victoria Ave., Ste. 364
Fort Myers, FL 33901-3831
941-332-6975

Southeast District
400 North Congress Ave.
West Palm Beach, FL 33411
561-631-6600

MATERIAL SUMMARY APRIL, 2000

MATERIAL	MATERIAL TONS	MATERIAL CATEGORY TONS
Landfilled		
Residential Mixed Waste	8,737.75	
Residential Mixed Waste Uncovered	0.14	
Residential Mixed-Out of Cty	0.52	
Residential Mixed-Out of Cty/Uncover	0.00	8,738.41
Commercial Mixed Waste	13,171.35	
Commercial Mixed-Uncovered	3.19	
Commercial Mixed Waste-Out of County	3.69	13,178.23
C & D Debris	5,032.33	
C & D Debris-Uncover	0.00	
C & D Debris-Out of Cty	3.02	5,035.35
LBKsouth-Mixed Waste	487.50	
Ditch Cleanup	1.36	
Civic Beautification/Cleanup	121.01	122.37
Sewer Plant Sludge	572.42	
Water Plant Sludge	0.00	572.42
Illegal Dumping	103.19	
Landfill Cover	13,161.21	
Not Specified - (Clerical Use Only)	110.87	Not utilized as a "Material" count.
Debris (Out) (YW use only)	20.08	
Diverted		
Tires - In	88.36	
Tires-Illegally Dumped	2.68	91.04
Yard Waste/Wood	4,092.39	
Yard Waste/Wood-Uncover	6.11	
Yard Waste/Wood-Out of Cty	1.16	
Yard Waste/Civic Beautification	26.96	
Yard Waste/Wood-LBK South	37.92	4,164.54
White Goods - In	28.71	
Recycled		
Mulch Out	6.30	
YW Fuel Out (Figs. provided by CRR, Inc.)	2,039.50	
Tires Out	180.03	
White Goods Out	210.37	
TOTAL LANDFILLED:		41,418.76
TOTAL DIVERTED:		4,284.29
TOTAL RECYCLED:		2,436.20
TOTAL REPORT TONS:		48,139.25
NOT SPECIFIED WASTE:		110.87
TOTAL SUMMARY:		48,250.12

cc: Len Bramble - Dan Gray - Gus DiFonzo
 Dinorah DiFonzo - Mike Gore - Deborah Daigle, HDR

FK

MATERIAL SUMMARY MAY, 2000

MATERIAL	MATERIAL TONS	MATERIAL CATEGORY TONS
Landfilled		
Residential Mixed Waste	9,022.03	
Residential Mixed Waste Uncovered	0.00	
Residential Mixed-Out of Cty	0.23	
Residential Mixed-Out of Cty/Uncover	0.84	9,023.10
Commercial Mixed Waste	15,495.54	
Commercial Mixed-Uncovered	11.63	
Commercial Mixed Waste-Out of County	2.54	15,509.71
C & D Debris	5,451.67	
C & D Debris-Uncover	0.00	
C & D Debris-Out of Cty	19.82	5,471.49
LBKsouth-Mixed Waste	420.00	
Ditch Cleanup	39.26	
Civic Beautification/Cleanup	14.65	53.91
Sewer PlantSludge	94.37	
Water Plant Sludge	0.00	94.37
Illegal Dumping	6.11	
Landfill Cover	10,194.97	
Not Specified - (Clerical Use Only)	17.15	Not utilized as a "Material" count.
Debris (Out) {YW use only}	25.66	
Diverted		
Tires - In	79.16	
Tires-Illegally Dumped	0.00	79.16
Yard Waste/Wood	3,913.80	
Yard Waste/Wood-Uncover	0.22	
Yard Waste/Wood-Out of Cty	2.81	
Yard Waste/Civic Beautification	8.69	
Yard Waste/Wood-LBK South	31.57	3,957.09
White Goods - In	41.36	
Recycled		
Mulch Out	1.85	
YW Fuel Out (Figs. provided by CRR, Inc.)	2,686.00	
Tires Out	90.66	
White Goods Out	101.22	
TOTAL LANDFILLED:		40,799.32
TOTAL DIVERTED:		4,077.61
TOTAL RECYCLED:		2,879.73
TOTAL REPORT TONS:		47,756.66
NOT SPECIFIED WASTE:		17.15
TOTAL SUMMARY:		47,773.81

cc: Len Bramble - Dan Gray - Gus DiFonzo
 Dinorah DiFonzo - Mike Gore - Deborah Daigle, HDR

MATERIAL SUMMARY JUNE, 2000

MATERIAL	MATERIAL TONS	MATERIAL CATEGORY TONS
Landfilled		
Residential Mixed Waste	9,698.96	
Residential Mixed Waste Uncovered	0.00	
Residential Mixed-Out of Cty	1.54	
Residential Mixed-Out of Cty/Uncover	0.00	9,700.50
Commercial Mixed Waste	12,591.08	
Commercial Mixed-Uncovered	0.42	
Commercial Mixed Waste-Out of County	3.82	12,595.32
C & D Debris	5,617.59	
C & D Debris-Uncover	16.67	
C & D Debris-Out of Cty	9.51	5,643.77
LBKsouth-Mixed Waste	434.44	
Ditch Cleanup	0.00	
Civic Beautification/Cleanup	0.00	0.00
Sewer Plant Sludge	34.46	
Water Plant Sludge	0.00	34.46
Illegal Dumping	9.05	
Landfill Cover	9,052.81	
Not Specified - (Clerical Use Only)	56.71	Not utilized as a "Material" count.
Debris (Out) {YW use only}	26.94	
Diverted		
Tires - In	92.17	
Tires-Illegally Dumped	2.04	94.21
Yard Waste/Wood	3,675.51	
Yard Waste/Wood-Uncover	3.55	
Yard Waste/Wood-Out of Cty	0.91	
Yard Waste/Civic Beautification	0.00	
Yard Waste/Wood-LBK South	37.93	3,717.90
White Goods - In	34.81	
Recycled		
Mulch Out	6.35	
YW Fuel Out (Figs. provided by CRR, Inc.)	1,670.00	
Tires Out	36.02	
White Goods Out	55.30	
TOTAL LANDFILLED:		37,497.29
TOTAL DIVERTED:		3,846.92
TOTAL RECYCLED:		1,767.67
TOTAL REPORT TONS:		43,111.88
NOT SPECIFIED WASTE:		56.71
TOTAL SUMMARY:		43,168.59

cc: Len Bramble - Dan Gray - Gus DiFonzo
 Dinorah DiFonzo - Mike Gore - Deborah Daigle, HDR *OK*
 7/21



Department of Environmental Protection


DEP Form # 62-701.900(21)
Form Title <u>Waste Tire Processing Facility Quarterly Report</u>
Effective Date <u>12/3/96</u>
DEP Application No. _____ (Filled in by DEP)

Waste Tire Processing Facility Quarterly Report

Pursuant to Rule 62-711.530, Florida Administrative Code, the owner or operator of a waste tire processing facility shall submit the following information to the Department quarterly.

Quarter covered by this report: 3rd Quarter 2000 (First quarter begins on January 1 of any given year)

1. Facility name: Lena Road Landfill -- Manatee County Utility Operations Department
2. Facility mailing address: Post Office Box 25010
 City: Bradenton County: Manatee Zip: 34206
3. Facility permit number: 126654-001 WT
4. Facility telephone number: (941) 748-5543
5. Authorized person preparing report: Gwen Pagington
6. Affiliation with facility: Solid Waste Program Specialist
7. Telephone number (if different from above): (941) 795-3428



8. Activity: Report in tons.

	Beginning Inventory	Received	Processed	Consumed	Removed	Adjustments	Ending Inventory
Used Tires	85.00	283.19	0	0	325.53	0	42.66
Other whole tires	0	0	0	0	0	0	0
Processed tires	0	0	0	0	0	0	0
Processing Waste	0	0	0	0	0	0	0
Other	0	0	0	0	0	0	0
Total	85.00	283.19	0	0	325.53	0	42.66

a. Explain all inventory adjustments. All tires considered used. All tires are removed from the site.

b. List any period in which one or more category of inventory exceeded the permitted maximum for that category. How was the condition relieved? _____

For any excess inventory at the end of the quarter, state how and when this condition will be relieved. Attach additional sheets, if necessary. _____

9. Certification:

To the best of my knowledge and belief, I certify the information provided in this report is true, accurate and complete.

Gus DiFonzo
Name of Authorized Agent

G. DiFonzo
Signature of Authorized Agent

8-6-01
Date

Mail complete form to
the appropriate district office

- | | | | | | |
|--|--|---|---|--|--|
| Northwest District
150 Governmental Center
Pensacola, FL 32501-5794
904-444-3360 | Northeast District
7825 Baymeadows Way, Ste. 6200
Jacksonville, FL 32256-7590
904-443-4300 | Central District
3319 Maguire Blvd., Ste. 232
Orlando, FL 32803-3767
407-534-7555 | Southwest District
3304 Coconut Palm Dr.
Tampa, FL 33619
813-744-6100 | South District
2295 Victoria Ave., Ste. 364
Fort Myers, FL 33901-3851
941-332-6975 | Southeast District
400 North Congress
West Palm Beach, FL 33411
561-631-6600 |
|--|--|---|---|--|--|

MATERIAL SUMMARY JULY, 2000

MATERIAL	MATERIAL TONS	MATERIAL CATEGORY TONS
Landfilled		
Residential Mixed Waste	8,767.13	
Residential Mixed Waste Uncovered	0.00	
Residential Mixed-Out of Cty	0.85	
Residential Mixed-Out of Cty/Uncover	0.00	8,767.98
Commercial Mixed Waste	12,577.46	
Commercial Mixed-Uncovered	2.98	
Commercial Mixed Waste-Out of County	11.64	12,592.08
C & D Debris	5,187.03	
C & D Debris-Uncover	15.24	
C & D Debris-Out of Cty	10.89	5,213.16
LBKsouth-Mixed Waste	327.70	
Ditch Cleanup	0.00	
Civic Beautification/Cleanup	0.00	0.00
Sewer PlantSludge	41.84	
Water Plant Sludge	0.00	41.84
Illegal Dumping	14.17	
Landfill Cover	9,201.59	
Not Specified - (Clerical Use Only)	115.12	Not utilized as a "Material" count.
Debris (Out) {YW use only}	30.51	
Diverted		
Tires - In	101.43	
Tires-Illegally Dumped	4.00	105.43
Yard Waste/Wood	3,953.62	
Yard Waste/Wood-Uncover	1.00	
Yard Waste/Wood-Out of Cty	2.08	
Yard Waste/Civic Beautification	0.00	
Yard Waste/Wood-LBK South	0.00	3,956.70
White Goods - In	38.17	
Recycled		
Mulch Out	0.65	
YW Fuel Out (Figs. provided by CRR, Inc.)	1,474.00	
Tires Out	118.10	
White Goods Out	94.03	
TOTAL LANDFILLED:		36,189.03
TOTAL DIVERTED:		4,100.30
TOTAL RECYCLED:		1,686.78
TOTAL REPORT TONS:		41,976.11
NOT SPECIFIED WASTE:		115.12
TOTAL SUMMARY:		42,091.23

cc: Len Bramble - Dan Gray - Gus DiFonzo
 Dinorah DiFonzo - Mike Gore - Deborah Daigle, HDR

MATERIAL SUMMARY AUGUST, 2000

MATERIAL	MATERIAL TONS	MATERIAL CATEGORY TONS
Landfilled		
Residential Mixed Waste	8,923.41	
Residential Mixed Waste Uncovered	0.00	
Residential Mixed-Out of Cty	1.22	
Residential Mixed-Out of Cty/Uncover	0.00	8,924.63
Commercial Mixed Waste	12,926.81	
Commercial Mixed-Uncovered	9.59	
Commercial Mixed Waste-Out of County	1.89	12,938.29
C & D Debris	5,913.67	
C & D Debris-Uncover	11.99	
C & D Debris-Out of Cty	3.30	5,928.96
LBKsouth-Mixed Waste	400.47	
Ditch Cleanup	211.92	
Civic Beautification/Cleanup	0.00	211.92
Sewer PlantSludge	28.11	
Water Plant Sludge	2,056.92	2,085.03
Illegal Dumping	6.66	
Landfill Cover	4,918.68	
Not Specified - (Clerical Use Only)	18.76	Not utilized as a "Material" count.
Debris (Out) {YW use only}	20.15	
Diverted		
Tires - In	61.89	
Tires-Illegally Dumped	2.37	64.26
Yard Waste/Wood	4,070.06	
Yard Waste/Wood-Uncover	0.00	
Yard Waste/Wood-Out of Cty	0.14	
Yard Waste/Civic Beautification	0.00	
Yard Waste/Wood-LBK South	8.36	4,078.56
White Goods - In	43.92	
Recycled		
Mulch Out	0.00	
YW Fuel Out (Figs. provided by CRR, Inc.)	1,270.97	
Tires Out	113.52	
White Goods Out	88.46	
TOTAL LANDFILLED:		35,434.79
TOTAL DIVERTED:		4,186.74
TOTAL RECYCLED:		1,472.95
TOTAL REPORT TONS:		41,094.48
NOT SPECIFIED WASTE:		18.76
TOTAL SUMMARY:		41,113.24

cc: Len Bramble - Dan Gray - Gus DiFonzo
 Dinorah DiFonzo - Mike Gore - Deborah Daigle, HDR

MATERIAL SUMMARY OVERVIEW - SEPTEMBER, 2000

MATERIAL	MATERIAL TONS	MATERIAL CATEGORY TONS
Landfilled		
Residential Mixed Waste	8,263.01	
Residential Mixed Waste Uncovered	10.69	
Residential Mixed-Out of Cty	12.61	
Residential Mixed-Out of Cty/Uncover	0.00	8,286.31
Commercial Mixed Waste	12,389.29	
Commercial Mixed-Uncovered	3.91	
Commercial Mixed Waste-Out of County	13.47	12,406.67
C & D Debris	5,036.23	
C & D Debris-Uncover	1.01	
C & D Debris-Out of Cty	2.08	5,039.32
LBKsouth-Mixed Waste	340.31	
Ditch Cleanup	370.43	
Civic Beautification/Cleanup	139.17	509.60
Sewer PlantSludge	41.85	
Illegal Dumping	11.17	
Landfill Cover	489.20	
Water Plant Sludge	435.19	924.39
Not Specified - (Clerical Use Only)	178.51	Not utilized as a "Material" count.
Debris (Out) {YW use only}	14.79	
Diverted		
Tires - In	115.70	
Tires-Illegally Dumped	0.00	113.50
Yard Waste/Wood	4,782.04	
Yard Waste/Wood-Uncover	0.60	
Yard Waste/Wood-Out of Cty	0.71	
Yard Waste/Civic Beautification	15.10	
Yard Waste/Wood-LBK South	0.00	4,798.45
White Goods - In	60.15	
Recycled		
Mulch Out	0.00	
YW Fuel Out (Figs. provided by CRR, Inc.)	616.00	
Tires Out	93.91	
White Goods Out	125.90	
TOTAL LANDFILLED:		27,574.41
TOTAL DIVERTED:		4,972.10
TOTAL RECYCLED:		835.81
TOTAL REPORT TONS:		33,382.32
NOT SPECIFIED WASTE:		178.51
TOTAL SUMMARY:		33,560.83

cc: Dan Gray - Gus DiFonzo
 Dinorah DiFonzo - Mike Gore - Deborah Daigle, HDR



Department of Environmental Protection

DEP Form # 62-701.500(21)
Waste Tire Processing Facility
Form Title Quarterly Report
Effective Date 12/23/95
DEP Application No. (Filled in by DEP)

Waste Tire Processing Facility Quarterly Report

Pursuant to Rule 62-711.530, Florida Administrative Code, the owner or operator of a waste tire processing facility shall submit the following information to the Department quarterly.

Quarter covered by this report: 4th Quarter 2000 (First quarter begins on January 1 of any given year)

- 1. Facility name: Lena Road Landfill -- Manatee County Utility Operations Department
2. Facility mailing address: Post Office Box 25010
City: Bradenton County: Manatee Zip: 34206
3. Facility permit number: 126654-001 WT
4. Facility telephone number: (941) 748-5543
5. Authorized person preparing report: Gwen Pagington
6. Affiliation with facility: Solid Waste Program Specialist
7. Telephone number (if different from above): (941) 795-3428

FLORIDA DEPARTMENT OF ENVIRONMENTAL PROTECTION
AUG 08 2001
SOUTHWEST DISTRICT TAMPA

8. Activity: Report in tons.

Table with 8 columns: Category, Beginning Inventory, Received, Processed, Consumed, Removed, Adjustments, Ending Inventory. Rows include Used Tires, Other whole tires, Processed tires, Processing Waste, Other, and Total.

a. Explain all inventory adjustments. All tires considered used. All tires are removed from the site.

b. List any period in which one or more category of inventory exceeded the permitted maximum for that category. How was that condition relieved?

For any excess inventory at the end of the quarter, state how and when this condition will be relieved. Attach additional sheets, if necessary.

9. Certification:

To the best of my knowledge and belief, I certify the information provided in this report is true, accurate and complete.

Gus DiFonzo
Name of Authorized Agent

[Signature]
Signature of Authorized Agent

8-6-01
Date

Mail complete form to the appropriate district office

- Northwest District: 150 Governmental Center, Pensacola, FL 32501-5794
Northeast District: 7825 Baymeadows Way, Ste. 6200, Jacksonville, FL 32256-7590
Central District: 3319 Maguire Blvd., Ste. 232, Orlando, FL 32803-3787
Southwest District: 3304 Coconut Palm Dr., Tampa, FL 33619
South District: 2295 Victoria Ave., Ste. 364, Fort Myers, FL 33901-3831
Southeast District: 400 North Congress St., West Palm Beach, FL 33411

MATERIAL SUMMARY OVERVIEW - OCTOBER, 2000

MATERIAL	MATERIAL TONS	TOTAL MATERIAL CATEGORY TONS	FISCAL YEAR TONS-TOTAL CATEGORY
Landfilled			
Residential Mixed Waste	8,676.76		
Residential Mixed Waste Uncovered	1.41		
Residential Mixed-Out of Cty	5.60		
Residential Mixed-Out of Cty/Uncover	0.00	8,683.77	8683.77
Commercial Mixed Waste	11,813.90		
Commercial Mixed-Uncovered	0.00		
Commercial Mixed Waste-Out of County	154.11	11,968.01	11968.01
C & D Debris	5,683.54		
C & D Debris-Uncover	1.38		
C & D Debris-Out of Cty	95.06	5,779.98	5779.98
LBKsouth-Mixed Waste	424.86		424.86
Ditch Cleanup	1,232.58		
Civic Beautification/Cleanup	0.34	1,232.92	1,232.92
Sewer PlantSludge	16.21		16.21
Illegal Dumping	29.58		29.58
Landfill Cover	1,018.34		
Water Plant Sludge	8.93	1,027.27	1,027.27
Not Specified - (Clerical Use Only)	71.17	Not a "Material" count	
Debris (Out) {YW use only}	36.36		36.36
Diverted			
Tires - In	110.56		
Tires-Illegally Dumped	1.98	112.54	112.54
Yard Waste/Wood	4,296.47		
Yard Waste/Wood-Uncover	9.07		
Yard Waste/Wood-Out of Cty	2.28		
Yard Waste/Civic Beautification	0.33		
Yard Waste/Wood-LBK South	20.01	4,328.16	4,328.16
White Goods - In	26.31		26.31
Recycled			
Mulch Out	40.20		40.20
YW Fuel Out (Figs. provided by CRR, Inc.)	1,682.00		1,682.00
Tires Out	91.31		91.31
White Goods Out	100.27		100.27
TOTAL LANDFILLED:		29,198.96	29,198.96
TOTAL DIVERTED:		4,467.01	4,467.01
TOTAL RECYCLED:		1,913.78	1,913.78
TOTAL REPORT TONS:		35,579.75	35,579.75
NOT SPECIFIED WASTE:		71.17	71.17
TOTAL SUMMARY:		35,650.92	35,650.92

cc: Dan Gray - Gus DiFonzo
 Dinorah DiFonzo - Mike Gore - Deborah Daigle, HDR

MATERIAL SUMMARY OVERVIEW - NOVEMBER, 2000

MATERIAL	MATERIAL TONS	TOTAL MATERIAL CATEGORY TONS	FISCAL YEAR TONS-TOTAL CATEGORY
Landfilled			
Residential Mixed Waste	8,611.13		
Residential Mixed Waste Uncovered	0.00		
Residential Mixed-Out of Cty	0.00		
Residential Mixed-Out of Cty/Uncover	0.00	8,611.13	17,294.90
Commercial Mixed Waste	11,902.35		
Commercial Mixed-Uncovered	0.00		
Commercial Mixed Waste-Out of County	19.05	11,921.40	23,889.41
C & D Debris	5,848.27		
C & D Debris-Uncover	4.15		
C & D Debris-Out of Cty	16.51	5,868.93	11,648.91
LBKsouth-Mixed Waste	377.49		802.35
Ditch Cleanup	2,442.56		
Civic Beautification/Cleanup	7.47	2,450.03	3,682.95
Sewer PlantSludge	47.26		63.47
Illegal Dumping	13.44		43.02
Landfill Cover	112.76		
Water Plant Sludge	0.00	112.76	1,140.03
Not Specified - (Clerical Use Only)	50.79	Not a "Material" count	
Debris (Out) {YW use only}	41.57		77.93
Diverted			
Tires - In	79.17		
Tires-Illegally Dumped	5.91	85.08	197.62
Yard Waste/Wood	3,648.66		
Yard Waste/Wood-Uncover	0.00		
Yard Waste/Wood-Out of Cty	0.00		
Yard Waste/Civic Beautification	17.26		
Yard Waste/Wood-LBK South	19.78	3,685.70	8,013.86
White Goods - In	22.27		48.58
Recycled			
Mulch Out	41.09		81.29
YW Fuel Out (Figs. provided by CRR, Inc.)	1,877.00		3,559.00
Tires Out	106.25		197.56
White Goods Out	74.76		175.03
TOTAL LANDFILLED:		29,444.01	58,642.97
TOTAL DIVERTED:		3,793.05	8,260.06
TOTAL RECYCLED:		2,099.10	4,012.88
TOTAL REPORT TONS:		35,336.16	70,915.91
NOT SPECIFIED WASTE:		50.79	121.96
TOTAL SUMMARY:		35,386.95	71,037.87

cc: Dan Gray - Gus DiFonzo
 Dinorah DiFonzo - Mike Gore - Deborah Daigle, HDR

MATERIAL SUMMARY OVERVIEW - DECEMBER, 2000

MATERIAL	MATERIAL TONS	TOTAL MATERIAL CATEGORY TONS	FISCAL YEAR TONS-TOTAL CATEGORY
Landfilled			
Residential Mixed Waste	8,948.94		
Residential Mixed Waste Uncovered	0.36		
Residential Mixed-Out of Cty	3.57		
Residential Mixed-Out of Cty/Uncover	0.00	8,952.87	26,247.77
Commercial Mixed Waste	13,477.42		
Commercial Mixed-Uncovered	0.00		
Commercial Mixed Waste-Out of County	9.25	13,486.67	37,376.08
C & D Debris	5,003.69		
C & D Debris-Uncover	0.00		
C & D Debris-Out of Cty	5.38	5,009.07	16,657.98
LBKsouth-Mixed Waste	409.79		1,212.14
Ditch Cleanup	5,152.97		
Civic Beautification/Cleanup	0.00	5,152.97	8,835.92
Sewer PlantSludge	17.47		80.94
Illegal Dumping	16.27		59.29
Landfill Cover	119.46		
Water Plant Sludge	0.00	119.46	1,259.49
Not Specified - (Clerical Use Only)	0.19	Not a "Material" count	
Debris (Out) {YW use only}	27.44		105.37
Diverted			
Tires - In	55.64		
Tires-Illegally Dumped	1.70	57.34	254.96
Yard Waste/Wood	2,993.23		
Yard Waste/Wood-Uncover	11.95		
Yard Waste/Wood-Out of Cty	0.32		
Yard Waste/Civic Beautification	1.52		
Yard Waste/Wood-LBK South	23.01	3,030.03	11,043.89
White Goods - In	28.10		76.68
Recycled			
Mulch Out	9.80		91.09
YW Fuel Out (Figs. provided by CRR, Inc.)	1,910.28		5,469.28
Tires Out	89.67		287.23
White Goods Out	63.50		238.53
TOTAL LANDFILLED:		33,192.01	91,834.98
TOTAL DIVERTED:		3,115.47	11,375.53
TOTAL RECYCLED:		2,073.25	6,086.13
TOTAL REPORT TONS:		38,380.73	109,296.64
NOT SPECIFIED WASTE:		0.19	122.15
TOTAL SUMMARY:		38,380.92	109,418.79

cc: Dan Gray - Gus DiFonzo
Dinorah DiFonzo - Mike Gore



Department of Environmental Protection

DEP Form # 62-701.500(2.1)
Waste Tire Processing Facility
Form Title Quarterly Report
Effective Date 12/23/96
DEP Application No. (Filled in by DEP)

Waste Tire Processing Facility Quarterly Report

Pursuant to Rule 62-711.530, Florida Administrative Code, the owner or operator of a waste tire processing facility shall submit the following information to the Department quarterly.

Quarter covered by this report: 1st Quarter 2001 (First quarter begins on January 1 of any given year)

1. Facility name: Lena Road Landfill -- Manatee County Utility Operations Department

2. Facility mailing address: Post Office Box 25010

City: Bradenton County: Manatee Zip: 34206

3. Facility permit number: 126654-001 WT

4. Facility telephone number: (941) 748-5543

5. Authorized person preparing report: Gwen Pagington

6. Affiliation with facility: Solid Waste Program Specialist

7. Telephone number (if different from above): (941) 795-3428

8. Activity: Report in tons.

FLORIDA DEPARTMENT OF ENVIRONMENTAL PROTECTION
AUG 08 2001
SOUTHWEST DISTRICT TAMPA

Table with 8 columns: Category, Beginning Inventory, Received, Processed, Consumed, Removed, Adjustments, Ending Inventory. Rows include Used Tires, Other whole tires, Processed tires, Processing Waste, Other, and Total.

a. Explain all inventory adjustments. All tires considered used. All tires are removed from the site.

b. List any period in which one or more category of inventory exceeded the permitted maximum for that category. How was the condition relieved?

For any excess inventory at the end of the quarter, state how and when this condition will be relieved. Attach additional sheets, if necessary.

9. Certification:

To the best of my knowledge and belief, I certify the information provided in this report is true, accurate and complete.

Gus DiFonzo
Name of Authorized Agent

[Signature]
Signature of Authorized Agent

8-6-01
Date

Mail complete form to the appropriate district office

Northwest District
150 Governmental Center
Tallahassee, FL 32301-5794
904-444-3360

Northeast District
7325 Baymeadows Way, Ste. 6200
Jacksonville, FL 32256-7590
904-443-4300

Central District
3319 Maguire Blvd., Ste. 232
Orlando, FL 32803-3767
407-594-7555

Southwest District
3304 Coconut Palm Dr.
Tampa, FL 33619
813-744-6100

South District
2295 Victoria Ave., Ste. 364
Fort Myers, FL 33901-3831
941-332-6975

Southeast District
400 North Congress
West Palm Beach, FL 33411
561-631-6600

MATERIAL SUMMARY OVERVIEW - JANUARY, 2001

MATERIAL	MATERIAL TONS	TOTAL MATERIAL CATEGORY TONS
Landfilled		
Residential Mixed Waste	9,548.19	
Residential Mixed Waste Uncovered	1.17	
Residential Mixed-Out of Cty	1.17	
Residential Mixed-Out of Cty/Uncover	0.00	9,550.53
Commercial Mixed Waste	21,653.93	
Commercial Mixed-Uncovered	0.00	
Commercial Mixed Waste-Out of County	3.18	21,657.11
C & D Debris	6,771.97	
C & D Debris-Uncover	2.89	
C & D Debris-Out of Cty	6.26	6,781.12
LBKsouth-Mixed Waste	459.50	
Ditch Cleanup	761.99	
Civic Beautification/Cleanup	195.11	957.10
Sewer PlantSludge	32.34	
Illegal Dumping	9.42	
Landfill Cover	151.92	
Water Plant Sludge	1.40	153.32
Not Specified - (Clerical Use Only)	0.00	Not a "Material" count
Debris (Out) {YW use only}	31.77	
Diverted		
Tires - In	131.32	
Tires-Illegally Dumped	0.56	131.88
Yard Waste/Wood	3,589.47	
Yard Waste/Wood-Uncover	0.00	
Yard Waste/Wood-Out of Cty	0.00	
Yard Waste/Civic Beautification	0.00	
Yard Waste/Wood-LBK South	34.07	3,623.54
White Goods - In	26.57	
Recycled		
Mulch Out	0.00	
YW Fuel Out (Figs. provided by CRR, Inc.)	2,553.97	
Tires Out	69.74	
White Goods Out	180.59	
TOTAL LANDFILLED:		39,632.21
TOTAL DIVERTED:		3,781.99
TOTAL RECYCLED:		2,804.30
TOTAL REPORT TONS:		46,218.50
NOT SPECIFIED WASTE:		0.00
TOTAL SUMMARY:		46,218.50

cc: Dan Gray - Gus DiFonzo
Dinorah DiFonzo - Mike Gore

MATERIAL SUMMARY OVERVIEW - FEBRUARY, 2001

MATERIAL	MATERIAL TONS	TOTAL MATERIAL CATEGORY TONS
Landfilled		
Residential Mixed Waste	8,580.96	
Residential Mixed Waste Uncovered	0.00	
Residential Mixed-Out of Cty	0.49	
Residential Mixed-Out of Cty/Uncover	0.00	8,581.45
Commercial Mixed Waste	13,284.82	
Commercial Mixed-Uncovered	5.52	
Commercial Mixed Waste-Out of County	1.41	13,291.75
C & D Debris	5,629.41	
C & D Debris-Uncover	4.62	
C & D Debris-Out of Cty	0.00	5,634.03
LBKsouth-Mixed Waste	377.97	
Ditch Cleanup	4,259.70	
Civic Beautification/Cleanup	36.80	4,296.50
Sewer PlantSludge	27.83	
Illegal Dumping	19.19	
Landfill Cover	550.89	
Water Plant Sludge	0.00	550.89
Not Specified - (Clerical Use Only)	25.68	Not a "Material" count
Debris (Out) {YW use only}	18.22	
Diverted		
Tires - In	96.90	
Tires-Illegally Dumped	3.15	100.05
Yard Waste/Wood	4,315.15	
Yard Waste/Wood-Uncover	26.18	
Yard Waste/Wood-Out of Cty	2.29	
Yard Waste/Civic Beautification	0.00	
Yard Waste/Wood-LBK South	31.32	4,374.94
White Goods - In	47.53	
Recycled		
Mulch Out	0.00	
YW Fuel Out (Figs. provided by CRR,Inc.)	2,263.68	
Tires Out	81.61	
White Goods Out	101.40	
TOTAL LANDFILLED:		32,797.83
TOTAL DIVERTED:		4,522.52
TOTAL RECYCLED:		2,446.69
TOTAL REPORT TONS:		39,767.04
NOT SPECIFIED WASTE:		25.68
TOTAL SUMMARY:		39,792.72

cc: Dan Gray - Gus DiFonzo
Dinorah DiFonzo - Mike Gore

MATERIAL SUMMARY OVERVIEW - MARCH, 2001

MATERIAL	MATERIAL TONS	TOTAL MATERIAL CATEGORY TONS
Landfilled		
Residential Mixed Waste	9,900.98	
Residential Mixed Waste Uncovered	0.26	
Residential Mixed-Out of Cty	7.11	
Residential Mixed-Out of Cty/Uncover	0.00	9,908.35
Commercial Mixed Waste	14,389.93	
Commercial Mixed-Uncovered	0.00	
Commercial Mixed Waste-Out of County	9.41	14,399.34
C & D Debris	5,737.56	
C & D Debris-Uncover	0.00	
C & D Debris-Out of Cty	5.07	5,742.63
LBKsouth-Mixed Waste	409.46	
Ditch Cleanup	2,963.53	
Civic Beautification/Cleanup	78.70	3,042.23
Sewer Plant Sludge	30.01	
Illegal Dumping	34.39	
Landfill Cover	135.66	
Landfill Cover Direct to Hill		135.66
Water Plant Sludge	0.00	
Not Specified - (Clerical Use Only)	27.39	Not a "Material" count
Debris (Out) {YW use only}	32.38	
Diverted		
Tires - In	79.04	
Tires-Illegally Dumped	7.93	86.97
Yard Waste/Wood	5,737.64	
Yard Waste/Wood-Uncover	2.31	
Yard Waste/Wood-Out of Cty	2.55	
Yard Waste/Civic Beautification	8.99	
Yard Waste/Wood-LBK South	39.98	5,791.47
White Goods - In	47.81	
Recycled		
Mulch Out	102.06	
YW Fuel Out (Figs. provided by CRR, Inc.)	2,366.68	
Tires Out	144.99	
White Goods Out	119.71	
TOTAL LANDFILLED:		33,598.79
TOTAL DIVERTED:		5,926.25
TOTAL RECYCLED:		2,733.44
TOTAL REPORT TONS:		42,258.48
NOT SPECIFIED WASTE:		27.39
TOTAL SUMMARY:		42,285.87
TOTAL LDFILL. COVER (not included in above totals):		135.66

cc: Dan Gray - Gus DiFonzo
Dinorah DiFonzo - Mike Gore



Department of Environmental Protection

DEP Form # 62-701.500(21)
Waste Tire Processing Facility Quarterly Report
Effective Date 12/3/95
DEP Application No. (Filled in by DEP)

Waste Tire Processing Facility Quarterly Report

Pursuant to Rule 62-711.530, Florida Administrative Code, the owner or operator of a waste tire processing facility shall submit the following information to the Department quarterly.

Quarter covered by this report: 2nd Quarter 2001 (First quarter begins on January 1 of any given year)

1. Facility name: Lena Road Landfill -- Manatee County Utility Operations Department

2. Facility mailing address: Post Office Box 25010

City: Bradenton County: Manatee Zip: 34206

3. Facility permit number: 126654-001 WT

4. Facility telephone number: (941) 748-5543

5. Authorized person preparing report: Gwen Pagington

6. Affiliation with facility: Solid Waste Program Specialist

7. Telephone number (if different from above): (941) 795-3428

FLORIDA DEPARTMENT OF ENVIRONMENTAL PROTECTION
AUG 08 2001
SOUTHWEST DISTRICT TAMPA

8. Activity: Report in tons.

Table with 8 columns: Used Tires, Other whole tires, Processed tires, Processing Waste, Other, Total, Beginning Inventory, Received, Processed, Consumed, Removed, Adjustments, Ending Inventory.

a. Explain all inventory adjustments. All tires considered used. All tires are removed from the site.

b. List any period in which one or more category of inventory exceeded the permitted maximum for that category. How was that condition relieved?

For any excess inventory at the end of the quarter, state how and when this condition will be relieved. Attach additional sheets, if necessary.

9. Certification:

To the best of my knowledge and belief, I certify the information provided in this report is true, accurate and complete.

Gus DiFonzo
Name of Authorized Agent

[Signature]
Signature of Authorized Agent

8-6-01
Date

Mail complete form to the appropriate district office

- Northwest District: 150 Governmental Center, Pensacola, FL 32501-5794
Northeast District: 7825 Baymeadows Way, Ste. 6200, Jacksonville, FL 32256-7590
Central District: 3319 Maguire Blvd., Ste. 232, Orlando, FL 32803-3767
Southwest District: 3304 Coconut Palm Dr., Tampa, FL 33619
South District: 2295 Victoria Ave., Ste. 364, Fort Myers, FL 33901-3851
Southeast District: 400 North Congress, West Palm Beach, FL 33411

MATERIAL SUMMARY OVERVIEW - MAY, 20

MATERIAL	MATERIAL TONS	TOTAL MATERIAL CATEGORY TONS
Landfilled		
Residential Mixed Waste	9,135.34	
Residential Mixed Waste Uncovered	0.00	
Residential Mixed-Out of Cty	0.46	
Residential Mixed-Out of Cty/Uncover	0.00	9,135.80
Commercial Mixed Waste	12,693.06	
Commercial Mixed-Uncovered	0.00	
Commercial Mixed Waste-Out of County	1.66	12,694.72
C & D Debris	4,479.17	
C & D Debris-Uncover	0.00	
C & D Debris-Out of Cty	0.60	4,479.77
LBKsouth-Mixed Waste	445.08	
Ditch Cleanup	234.62	
Civic Beautification/Cleanup	57.91	292.53
Illegal Dumping	18.15	
Sewer Plant Sludge	68.12	
Landfill Cover	319.18	
Landfill Cover Direct to Hill-Manual Log	2,126.00	2,445.18
Water Plant Sludge	10.70	2,524.00
Not Specified - (Clerical Use Only)	11.02	Not a "Material" count
Debris (Out) {YW use only}	23.10	
Diverted		
Tires - In	87.40	
Tires-Illegally Dumped	1.68	89.08
Yard Waste/Wood	4,315.39	
Yard Waste/Wood-Uncover	0.00	
Yard Waste/Wood-Out of Cty	6.63	
Yard Waste/Civic Beautification	22.14	
Yard Waste/Wood-LBK South	32.10	4,376.26
White Goods - In	38.33	
Recycled		
Mulch Out	13.66	
YW Fuel Out (Figs. provided by CRR,Inc.)	1,973.20	
Tires Out	61.65	
White Goods Out	77.64	
TOTAL LANDFILLED:		29,613.15
TOTAL DIVERTED:		4,503.67
TOTAL RECYCLED:		2,126.15
TOTAL REPORT TONS:		36,242.97
NOT SPECIFIED WASTE:		11.02
TOTAL SUMMARY:		36,253.99

cc: Dan Gray - Gus DiFonzo
Dinorah DiFonzo - Mike Gore

MATERIAL SUMMARY OVERVIEW - JUNE, 20

MATERIAL	MATERIAL TONS	TOTAL MATERIAL CATEGORY TONS
Landfilled		
Residential Mixed Waste	9,250.62	
Residential Mixed Waste Uncovered	0.00	
Residential Mixed-Out of Cty	1.22	
Residential Mixed-Out of Cty/Uncover	0.00	9,251.84
Commercial Mixed Waste	12,799.80	
Commercial Mixed-Uncovered	0.47	
Commercial Mixed Waste-Out of County	1.17	12,801.44
C & D Debris	3,618.27	
C & D Debris-Uncover	0.00	
C & D Debris-Out of Cty	0.41	3,618.68
LBKsouth-Mixed Waste	347.98	
Ditch Cleanup	183.27	
Civic Beautification/Cleanup	0.00	183.27
Illegal Dumping	46.80	
Sewer Plant Sludge	0.75	
Landfill Cover	1,141.21	
Landfill Cover Direct to Hill-Manual Log	666.00	1,807.21
Water Plant Sludge	0.00	1,807.96
Not Specified - (Clerical Use Only)	12.81	Not a "Material" count
Debris (Out) {YW use only}	26.52	
Diverted		
Tires - In	125.81	
Tires-Illegally Dumped	1.26	127.07
Yard Waste/Wood	4,015.81	
Yard Waste/Wood-Uncover	0.00	
Yard Waste/Wood-Out of Cty	0.55	
Yard Waste/Civic Beautification	0.77	
Yard Waste/Wood-LBK South	38.92	4,056.05
White Goods - In	43.26	
Recycled		
Mulch Out	0.00	
YW Fuel Out (Figs. provided by CRR, Inc.)	2,008.17	
Tires Out	89.78	
White Goods Out	113.81	
TOTAL LANDFILLED:		28,084.49
TOTAL DIVERTED:		4,226.38
TOTAL RECYCLED:		2,211.76
TOTAL REPORT TONS:		34,522.63
NOT SPECIFIED WASTE:		12.81
TOTAL SUMMARY:		34,535.44

cc: Dan Gray - Gus DiFonzo
Dinorah DiFonzo - Mike Gore

Florida Department of
Environmental Protection

Southwest District

7/27

CONVERSATION RECORD

Date July 27, 2001 **Subject** Manatee County WTPF and Class I Landfill
Time 9:00 am & 10:15 am **Permit No.** 126654-001-WT and 39884-001-SO
County Manatee
Mr. Mike Gore **Phone No.** 941-742-8040

Representing Manatee County Landfill Division

Phoned Me **Was Called** **Scheduled Meeting** **Unscheduled Meeting**

Other Individuals in Conversation/Meeting _____

Summary of Conversation/Meeting:

Mike Gore was called concerning missing Waste Tire Processing Facility Quarterly Reports. The Department has not received any reports since August 2000. It was requested that he collect these reports and forward them to the Department with the missing methane monitoring data for the Class I.

The methane monitoring period from October 1, 2000 through December 31, 2001 was discussed. Mr. Gore stated that this monitoring event had been conducted in January as had been suggested during the July 25, 2001 Department inspection of County facilities. Mr. Gore will forward information for gas monitoring events since January 2001 and the Waste Tire Processing Facility Quarterly Reports to the Department as soon as he gathers them together.

A copy of the Waste Tire Processing Facility Quarterly Report form was faxed to Mr. Gore and a hard copy will be mailed. Mr. Gore had some confusion as to the reporting requirements in the Waste Tire Processing Facility Permit. Specific Condition 10 was reviewed. In the future, Waste Tire Processing Facility Quarterly Reports should be received by the Department quarterly as required by the permit.

Signature  _____
Sara I. Smithee

Title E.S. I, Solid Waste Section

**** Transmit Conf. Report ****

P.1

Jul 27 2001 10:52

Telephone Number	Mode	Start	Time	Pages	Result	Note
819417953451	NORMAL	27,10:51	0'55"	2	* O K	

**Florida Department of
Environmental Protection**

Southwest District

FAX TRANSMITTAL

Date: July 27, 2001

TO: Mike Gore, Superintendent, Landfill Operations
Phone: 941-742-8040
Fax: 941-795-3451

FROM: *JS* Sara Smithee, E.S.I Phone: (813) 744-6100 ext. 374 Fax: (813) 744-6125
Solid Waste Section

TOTAL NUMBER OF PAGES, INCLUDING COVER SHEET -2-

SUBJECT: Waste Tire Processing Facility Quarterly Report Form as requested.

185748
WTPF
WT WQR
file

RECEIVED
AUG 16 2000

Department of Environmental Protection
BY _____
SOUTHWEST DISTRICT

HDR

August 9, 2000

Mr. John Morris, P.G.
Florida Department of Environmental Protection
Southwest District Office
Solid Waste Section
3804 Coconut Palm Drive
Tampa, FL 33619

RE: Manatee County Lena Road Landfill
Waste Quantity/Waste Tire Reports

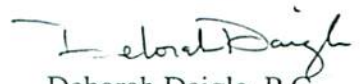
Dear Mr. Morris:

Attached are waste quantity/waste tire reports for the Lena Road landfill for the 2nd quarter of 2000. The quarterly reports are not required under the specific conditions of the current landfill operations permit (39884-001-SO), therefore the County will discontinue the submittal of these reports. The waste quantity records are filed on site as required by Specific Condition No. 11 of the permit, and can be made available to FDEP upon request.

If you should have any questions concerning this report, please contact out Tampa office at (813) 282-2300.

Sincerely,

HDR Engineering, Inc.



Deborah Daigle, P.G.
Sr. Hydrogeologist

waste quantity
report filed
separately


- Cc: Kim Ford, P.E., FDEP SW District
- Robert Butera, P.E., FDEP SW District
- Steve Morgan, FDEP SW District
- Len Bramble, P.E., Manatee County Public Works Director
- Daniel T. Gray, Manatee County Utilities Operations Manager
- Gus Difonzo, Manatee County Solid Waste Manager
- C. Michael Gore, Manatee County Landfill Supervisor

HDR Engineering, Inc.

Employee Owned

2202 North West Shore Boulevard
Suite 250
Tampa, Florida
33607-5755

Telephone
813 282-2300
Fax
813 282-2430



Department of Environmental Protection

DEP Form # 62-701.900(21)
Waste Tire Processing Facility
Form Title Quarterly Report
Effective Date 12/23/95
DEP Application No. _____ (Filled in by DEP)

Waste Tire Processing Facility Quarterly Report

Pursuant to Rule 62-711.530, Florida Administrative Code, the owner or operator of a waste tire processing facility shall submit the following information to the Department quarterly.

Quarter covered by this report: 2nd Quarter 2000 (First quarter begins on January 1 of any given year)

- Facility name: Lena Road Landfill - Manatee County Public Works
- Facility mailing address: Post Office Box 25010
City: Bradenton County: Manatee Zip: 34206
- Facility permit number: 39884-001-50
- Facility telephone number: (941) 748-5543
- Authorized person preparing report: Deborah Daigle - HDR Engineering, Inc.
- Affiliation with facility: Solid Waste Consultant
- Telephone number (if different from above): (813) 282-2300

8. Activity: Report in tons.

	Beginning Inventory	Received	Processed	Consumed	Removed	Adjustments	Ending Inventory
Used Tires	84.1	264.41	0	0	306.71	0	41.8
Other whole tires	0	0	0	0	0	0	0
Processed tires	0	0	0	0	0	0	0
Processing Waste	0	0	0	0	0	0	0
Other	0	0	0	0	0	0	0
Total	84.1	264.41	0	0	306.71	0	41.8

- Explain all inventory adjustments. All tires considered used. All tires are removed from the site.
 - List any period in which one or more category of inventory exceeded the permitted maximum for that category. How was that condition relieved? _____
- For any excess inventory at the end of the quarter, state how and when this condition will be relieved. Attach additional sheets, if necessary. _____

9. Certification:

To the best of my knowledge and belief, I certify the information provided in this report is true, accurate and complete.

Gus DiFonzo
Name of Authorized Agent

[Signature]
Signature of Authorized Agent

Aug. 14, 00
Date

Mail complete form to the appropriate district office

Northwest District
150 Governmental Center
Pensacola, FL 32501-5794
904-444-3350

Northeast District
7925 Baymeadows Way, Ste. 8200
Jacksonville, FL 32256-7590
904-443-4300

Central District
3319 Maguire Blvd., Ste. 232
Orlando, FL 32803-3767
407-834-7555

Southwest District
3304 Coconut Palm Dr.
Tampa, FL 33619
813-744-6100

South District
2295 Victoria Ave., Ste. 354
Fort Myers, FL 33901-3851
541-332-6975

Southeast District
400 North Congress Ave.
West Palm Beach, FL 33411
561-631-6600



185748
75704

MANATEE COUNTY GOVERNMENT

Public Works Department

April 25, 2000

APR 27 2000

Department of Environmental Protection
SOUTHWEST DISTRICT
BY _____

Steve Morgan, Environmental Specialist III
Division of Waste Management
Department of Environmental Protection, South West District
3804 Coconut Palm Drive
Tampa, FL 33619

Re: Manatee County Solid Waste Management Facility
Waste Tire Processing Facility Quarterly Report
First Quarter 2000

Dear Mr. Morgan:

Enclosed is the waste tire processing facility quarterly report for the period January through March, 2000. The supporting report is generated from scale house data. Only pertinent information from the report is included with the waste tire report. This data includes Ill-Tires, Tires In and Tires out. They are defined as follows:

- Ill-Tires: Tires illegally dumped within Manatee County, then subsequently picked up and delivered to the Landfill by various public agencies;
- Tires Out: Tires which are removed from the waste tire storage area by the County's contracted vendor for processing;
- Tires In: Tires delivered to the landfill by the general public.

All tires delivered to the landfill are stockpiled and subsequently removed from site. No processing or consumption of tires occurs at the landfill. Therefore processed, adjusted and consumed tires have been zeroed out and all tires have been listed as removed where appropriate. Additionally, all tires for the report were considered used tires.

Manatee County Solid Waste Management Facility
April 25, 2000
Page Two

If you have any questions or need additional information, please contact Deborah Daigle, P.G., Consultant to the County, at 813/282-2440.

Sincerely,




Gwen Pagington,
Solid Waste Program Specialist

/gbp

Enclosure: 1

cc: Len Bramble, P.E., Director of Public Works
Daniel T. Gray, Utilities Operations Manager
Gus DiFonzo, Solid Waste Manager
C. Michael Gore, Landfill Superintendent
Robert Butera, P.E., FDEP SW District
Kim Ford, P.E., FDEP SW District
Deborah Daigle, P.G., HDR Engineering, Inc.

5/10/00



Department of Environmental Protection

DEP Form # <u>62-701.900(21)</u>
Waste Tire Processing Facility
Form Title <u>Quarterly Report</u>
Effective Date <u>12/23/96</u>
DEP Application No. _____ (Filled in by DEP)

Waste Tire Processing Facility Quarterly Report

Pursuant to Rule 62-711.530, Florida Administrative Code, the owner or operator of a waste tire processing facility shall submit the following information to the Department quarterly.

Quarter covered by this report: 1st Quarter 2000 (First quarter begins on January 1 of any given year)

1. Facility name: Lena Road Landfill - Manatee County Public Works
2. Facility mailing address: Post Office Box 25010
 City: Bradenton County: Manatee Zip: 34206
3. Facility permit number: 39884-001-50
4. Facility telephone number: (941) 748-5543
5. Authorized person preparing report: Deborah Daigle, P.G., HDR Engineering, Inc.
6. Affiliation with facility: Consultant to County Public Works
7. Telephone number (if different from above): (813) 282-2300

B. Activity: Report in tons.

	Beginning Inventory	Received	Processed	Consumed	Removed	Adjustments	Ending Inventory
Used Tires	84.1	327.9	0	0	284.7	0	127.3
Other whole tires	0	0	0	0	0	0	0
Processed tires	0	0	0	0	0	0	0
Processing Waste	0	0	0	0	0	0	0
Other	0	0	0	0	0	0	0
Total	84.1	327.9	0	0	284.7	0	127.3

a. Explain all inventory adjustments. All tires considered used. All tires are removed from the site.

b. List any period in which one or more category of inventory exceeded the permitted maximum for that category. How was that condition relieved? _____

For any excess inventory at the end of the quarter, state how and when this condition will be relieved. Attach additional sheets, if necessary. _____

9. Certification:

To the best of my knowledge and belief, I certify the information provided in this report is true, accurate and complete.

DANIEL T. GRAY
Name of Authorized Agent

[Signature]
Signature of Authorized Agent

4/25/00
Date

Mail complete form to
the appropriate district office

011 - 39884
N - 185748

April 14, 2000



Mr. John Morris, P.G.
Florida Department of Environmental Protection
Southwest District Office
Solid Waste Section
3804 Coconut Palm Drive
Tampa, FL 33619

**RE: Manatee County Lena Road Landfill
Quarterly Waste Quantity and Waste Tire Reports
First Quarter 2000**

Dear Mr. Morris:

Attached are the first quarter of 2000 waste quantity and waste tire reports for the Lena Road landfill in accordance with operations permit number 39884-001-SO.

If you should have any questions concerning this report, please contact me in our Tampa office at (813) 282-2424.

Sincerely,

HDR Engineering, Inc.

Deborah Daigle, P.G.
Sr. Hydrogeologist

RECEIVED
APR 17 2000

Department of Environmental Protection
SOUTHWEST DISTRICT
BY _____

Cc: Kim Ford, P.E., FDEP
Len Bramble, P.E., Manatee County Public Works Director
Dan Gray, Manatee County Utilities Operations Manager
Gus Defonzo, Manatee County Solid Waste Manager
Mr. Mike Gore, Manatee County Landfill Supervisor

HDR Engineering, Inc.

Employee Owned

2202 N. Westshore Boulevard
Suite 250
Tampa, Florida
33607-5711

Telephone
813 282-2300
Fax
813 282-2430



Department of Environmental Protection

DEP Form # 62-701.900(21)	
Waste Tire Processing Facility	
Form Title	Quarterly Report
Effective Date	12/23/96
DEP Application No.	(Filled in by DEP)

Waste Tire Processing Facility Quarterly Report

Pursuant to Rule 62-711.530, Florida Administrative Code, the owner or operator of a waste tire processing facility shall submit the following information to the Department quarterly.

Quarter covered by this report: 1st Quarter 2000 (First quarter begins on January 1 of any given year)

1. Facility name: Lena Road Landfill - Manatee County Public Works
2. Facility mailing address: Post Office Box 25010
 City: Bradenton County: Manatee Zip: 34206
3. Facility permit number: 39884-001-50
4. Facility telephone number: (941) 748-5543
5. Authorized person preparing report: Deborah Daigle, P.G., HDR Engineering, Inc.
6. Affiliation with facility: Consultant to County Public Works
7. Telephone number (if different from above): (813) 282-2300

FLORIDA DEPARTMENT OF
 ENVIRONMENTAL PROTECTION
APR 17 2000
 SOUTHWEST DISTRICT
 TAMPA

8. Activity: Report in tons.

	Beginning Inventory	Received	Processed	Consumed	Removed	Adjustments	Ending Inventory
Used Tires	84.1	327.9	0	0	284.7	0	127.3
Other whole tires	0	0	0	0	0	0	0
Processed tires	0	0	0	0	0	0	0
Processing Waste	0	0	0	0	0	0	0
Other	0	0	0	0	0	0	0
Total	84.1	327.9	0	0	284.7	0	127.3

a. Explain all inventory adjustments. All tires considered used. All tires are removed from the site.

b. List any period in which one or more category of inventory exceeded the permitted maximum for that category. How was that condition relieved? _____

For any excess inventory at the end of the quarter, state how and when this condition will be relieved. Attach additional sheets, if necessary. _____

9. Certification:

To the best of my knowledge and belief, I certify the information provided in this report is true, accurate and complete.

Name of Authorized Agent

Signature of Authorized Agent

Date

Mail complete form to
the appropriate district office

Northwest District
160 Governmental Center
Pensacola, FL 32501-5794
904-444-8360


Northeast District
7825 Baymeadows Way, Ste. B200
Jacksonville, FL 32256-7590
904-448-4300

Central District
3319 Maguire Blvd., Ste. 232
Orlando, FL 32803-3767
407-894-7555

Southwest District
3804 Coconut Palm Dr.
Tampa, FL 33619
813-744-6100

South District
2295 Victoria Ave., Ste. 364
Fort Myers, FL 33901-3881
941-332-6975

Southeast District
400 North Congress Ave.
West Palm Beach, FL 33401
561-681-6600



185748
MANATEE COUNTY
GOVERNMENT
Public Works Department

RECEIVED

JAN 20 2000

Division of Environmental Protection
SOUTHWEST DISTRICT
BY _____

January 14, 2000

Steve Morgan, Environmental Specialist III
Division of Waste Management
Department of Environmental Protection, South West District
3804 Coconut Palm Drive
Tampa, FL 33619

Re: Manatee County Solid Waste Management Facility
Waste Tire Processing Facility Quarterly Report
Fourth Quarter - 1999

Dear Mr. Morgan:

Enclosed is the waste tire processing facility quarterly report for the period October through December, 1999. The supporting report is generated from scale house data. Only pertinent information from the report is included with the waste tire report. This data includes Ill-Tires, Tires In and Tires Out. They are defined as follows:


- **Ill-Tires:** Tires illegally dumped within Manatee County, then subsequently picked up and delivered to the Landfill by various public agencies;
- **Tires Out:** Tires which are removed from the waste tire storage area by the County's contracted vendor for processing;
- **Tires In:** Tires delivered to the landfill by the general public.

All tires delivered to the landfill are stockpiled and subsequently removed from site. No processing or consumption of tires occurs at the landfill. Therefore processed, adjusted and consumed tires have been zeroed out and all tires have been listed as removed where appropriate.

Manatee County Solid Waste Management Facility
October 18, 1999
Page Two

Additionally, all tires for the report were considered used tires.
If you have any questions or need additional information, please
contact me at 941/795-3428.

Sincerely,



Gwen Pagington,
Solid Waste Program Specialist

/gbp

Enclosure: 1

cc: Len Bramble, P.E., Director of Public Works
Daniel T. Gray, Utilities Operations Manager ✓
Gus DiFonzo, Solid Waste Manager ✓
Robert Butera, P.E., FDEP
C. Michael Gore, Landfill Superintendent



D.E.P.
OCT 26 1999
Southwest District Tampa

MANATEE COUNTY GOVERNMENT

Public Works Department

October 18, 1999

Steve Morgan, Environmental Specialist III
Division of Waste Management
Department of Environmental Protection, South West District
3804 Coconut Palm Drive
Tampa, FL 33619

Re: Manatee County Solid Waste Management Facility
Waste Tire Processing Facility Quarterly Report
Third Quarter

Dear Mr. Morgan:

Enclosed is the waste tire processing facility quarterly report for the period July through September, 1999. The supporting report is generated from scale house data. Only pertinent information from the report is included with the waste tire report. This data includes Ill-Tires, Tires In and Tires out. They are defined as follows:

- Ill-Tires: Tires illegally dumped within Manatee County, then subsequently picked up and delivered to the Landfill by various public agencies;
- Tires Out: Tires which are removed from the waste tire storage area by the County's contracted vendor for processing;
- Tires In: Tires delivered to the landfill by the general public.

All tires delivered to the landfill are stockpiled and subsequently removed from site. No processing or consumption of tires occurs at the landfill. Therefore processed, adjusted and consumed tires have been zeroed out and all tires have been listed as removed where appropriate.

Manatee County Solid Waste Management Facility
October 18, 1999
Page Two

Additionally, all tires for the report were considered used tires.
If you have any questions or need additional information, please
contact me at 941/795-3428.

Sincerely,



Gwen Pagington,
Solid Waste Program Specialist

/gbp

Enclosure: 1

cc: Len Bramble, P.E., Director of Public Works
Daniel T. Gray, Utilities Operations Manager
Gus DiFonzo, Solid Waste Manager *MD*
Robert Butera, P.E., FDEP
C. Michael Gore, Landfill Superintendent



Department of Environmental Protection

DEP Form # 62-701.900(21)
Waste Tire Processing Facility
Form Title Quarterly Report
Effective Date 12/23/96
DEP Application No. _____
(Filled in by DEP)

Waste Tire Processing Facility Quarterly Report

Pursuant to Rule 62-711.530, Florida Administrative Code, the owner or operator of a waste tire processing facility shall submit the following information to the Department quarterly.

Quarter covered by this report: Third Quarter of 1999 (First quarter begins on January 1 of any given year)

- Facility name: Lena Road Landfill - Manatee County Public Works
- Facility mailing address: Post Office Box 25010
City: Bradenton County: Manatee Zip: 34206
- Facility permit number: 39884-001-S0
- Facility telephone number: (941) 748-5543
- Authorized person preparing report: Gwen Pagington
- Affiliation with facility: Solid Waste Program Specialist
- Telephone number (if different from above): (941) 795-3428

FLORIDA DEPARTMENT OF ENVIRONMENTAL PROTECTION
OCT 26 1999
SOUTHWEST DISTRICT
TAMPA

8. Activity: Report in tons.

	Beginning Inventory	Received	Processed	Consumed	Removed	Adjustments	Ending Inventory
Used Tires	40.66	177.0	0	0	203.0	0	14.66
Other whole tires	0	0	0	0	0	0	0
Processed tires	0	0	0	0	0	0	0
Processing Waste	0	0	0	0	0	0	0
Other	0	0	0	0	0	0	0
Total	40.66	177.0	0	0	203.0	0	14.66

- Explain all inventory adjustments. All tires are considered used. All tires are removed from the site.
 - List any period in which one or more category of inventory exceeded the permitted maximum for that category. How was that condition relieved? _____
- For any excess inventory at the end of the quarter, state how and when this condition will be relieved. Attach additional sheets, if necessary. _____

9. Certification:

To the best of my knowledge and belief, I certify the information provided in this report is true, accurate and complete.

Gus DiFonzo
Name of Authorized Agent

Gus DiFonzo
Signature of Authorized Agent

10-18-99
Date

Mail complete form to the appropriate district office

Northwest District
150 Governmental Center
Pensacola, FL 32501-5794
904-444-8360

Northeast District
7825 Baymeadows Way, Ste. B200
Jacksonville, FL 32256-7590
904-443-4300

Central District
3319 Maguire Blvd., Ste. 232
Orlando, FL 32803-3767
407-854-7555

Southwest District
3304 Coconut Palm Dr.
Tampa, FL 33619
813-744-6100

South District
2295 Victoria Ave., Ste. 354
Fort Myers, FL 33901-3831
941-332-6975

Southeast District
400 North Congress Ave
West Palm Beach, FL 33411
561-631-6600

08/04/99
11:38:20

Material Class Report
Public Works - Lena Road Landfill
Reporting Period 07/31/1999

JULY '99

Material Class	Current Month			Year To Date		
	Landfilled (tons)	Diverted (tons)	Recycled (tons)	Landfilled (tons)	Diverted (tons)	Recycled (tons)
C & D	4,747.5	0.0	0.0	45,674.2	0.0	0.0
CLEAN-UP	5.0	0.0	0.0	5,849.6	0.0	0.0
CONCRETE	13,573.9	0.0	0.0	138,404.9	0.0	0.0
COVER	762.9	0.0	0.0	37,070.0	0.0	0.0
DEBRIS	21.1	0.0	0.0	285.2	0.0	0.0
FUEL	0.0	0.0	0.0	0.0	0.0	8,050.5
FLAT TIRES	0.0	<u>2.1</u>	0.0	0.0	42.3	0.0
ILLEGAL	15.7	0.0	0.0	566.3	0.0	0.0
LBK S RM	413.5	0.0	0.0	4,058.4	0.0	0.0
LBK-S	0.0	0.0	0.0	0.0	0.0	0.0
LBKS YW	0.0	0.0	0.0	0.0	0.0	0.0
LF COVER	0.0	0.0	0.0	0.0	0.0	0.0
MULCH	0.0	0.0	0.0	0.0	0.0	3.4
MULCH-NC	0.0	0.0	0.0	0.0	0.0	161.3
REBAR	8,367.8	0.0	0.0	85,179.5	0.0	0.0
RUBBER TIRES	0.0	0.0	0.0	0.0	0.0	0.0
SLUDGE	469.9	0.0	0.0	5,113.8	0.0	0.0
TIRES	0.0	<u>58.2</u>	0.0	0.0	531.2	0.0
TIRES-OU	0.0	0.0	<u>119.2</u>	0.0	0.0	882.7
TRAIL WT	0.0	0.0	0.0	0.0	0.0	0.0
WHITE PIN	0.0	35.7	0.0	0.0	273.1	0.0
WHITE OT	0.0	0.0	27.3	0.0	0.0	639.4
WASTE	0.0	4,064.9	0.0	0.0	41,832.2	0.0
	28,377.3	4,160.9	146.5	322,201.9	42,678.8	9,737.3 TOTAL

Material Class Report
 PUBLIC WORKS - Lena Road Landfill
 Reporting Period 08/31/1999

AUGUST '99

Material Class	Current Month			Year To Date		
	Landfilled (tons)	Diverted (tons)	Recycled (tons)	Landfilled (tons)	Diverted (tons)	Recycled (tons)
ASPH	5,433.4	0.0	0.0	51,107.5	0.0	0.0
CLEAN-UP	9.0	0.0	0.0	5,858.6	0.0	0.0
COM MIX	13,594.4	0.0	0.0	151,999.2	0.0	0.0
COVER	2,532.6	0.0	0.0	39,602.5	0.0	0.0
DEBRIS	44.4	0.0	0.0	329.6	0.0	0.0
FUEL	0.0	0.0	0.0	0.0	0.0	13,923.5
IL-TIRES	0.0	<u>7.8</u>	0.0	0.0	50.1	0.0
ILLEGAL	9.4	0.0	0.0	575.8	0.0	0.0
LBK-S RM	420.3	0.0	0.0	4,478.7	0.0	0.0
LBK-S	0.0	0.0	0.0	0.0	0.0	0.0
LBKS YW	0.0	0.0	0.0	0.0	0.0	0.0
LD COVER	0.0	0.0	0.0	0.0	0.0	0.0
LEAD	0.0	0.0	0.0	0.0	0.0	3.4
MULCH-NC	0.0	0.0	0.0	0.0	0.0	161.3
RES MIX	8,477.4	0.0	0.0	93,656.9	0.0	0.0
SH-TIRES	0.0	0.0	0.0	0.0	0.0	0.0
SLUDGE	53.1	0.0	0.0	5,166.8	0.0	0.0
<u>TIRES</u>	0.0	<u>49.9</u>	0.0	0.0	581.1	0.0
<u>RES-OU</u>	0.0	0.0	<u>83.8</u>	0.0	0.0	966.5
TRAIL WT	0.0	0.0	0.0	0.0	0.0	0.0
WHITE-IN	0.0	24.0	0.0	0.0	297.1	0.0
WHITE-OT	0.0	0.0	79.2	0.0	0.0	718.7
YD WASTE	0.0	3,821.4	0.0	0.0	45,653.6	0.0
	30,574.0	3,903.1	163.0	352,775.6	46,581.9	15,773.4 TOTAL