

Pelz, Susan

From: Miller, Megan [MillerMJ@HillsboroughCounty.ORG]
Sent: Friday, October 07, 2011 4:03 PM
To: Martin, Lee
Cc: Pelz, Susan; Siemering, Richard; Ruiz, Larry; Cope, Ronald; Berry, Patricia
Subject: Southeast County Landfill Quarterly Waste Records
Attachments: quaterly waste records 3Q2011.pdf

Good afternoon,

In accordance with Permit No. 35435-014-SO/01, Specific Condition D.3.a, Hillsborough County is submitting the quarterly waste record data for the Southeast County Landfill.

A hard copy will be delivered to FDEP - Tallahassee via USPS. All others on the cc list will receive this electronic copy only.

If you have any questions, please let me know.

Thanks,
Megan Miller

Megan J. Miller, P.E.
Professional Engineer I
Public Utilities Department
Solid Waste Mgt. Group
Hillsborough County BOCC
p: 813.272.5977 x43369 | f: 813.272.5589
e: millermj@hillsboroughcounty.org
w: <http://www.hillsboroughcounty.org>

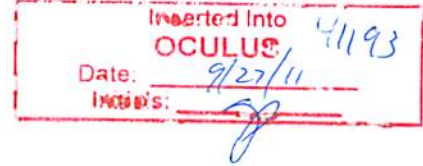
Please note: all correspondence to or from this office is subject to Florida's Public Records laws.



Pelz, Susan

From: Miller, Megan [MillerMJ@HillsboroughCounty.ORG]
Sent: Wednesday, July 13, 2011 1:42 PM
To: Martin, Lee
Cc: Pelz, Susan; Siemering, Richard; Ruiz, Larry; Cope, Ronald; Berry, Patricia
Subject: Southeast County Landfill Quarterly Waste Records
Attachments: quarterly waste records 2Q2011.pdf

Categories: OCULized



Good afternoon,

In accordance with Permit No. 35435-014-SO/01, Specific Condition D.3.a, Hillsborough County is submitting the quarterly waste record data for the Southeast County Landfill.

A hard copy will be delivered to FDEP - Tallahassee via USPS. All others on the cc list will receive this electronic copy only.

If you have any questions, please let me know.

Thanks,
Megan Miller

Megan J. Miller, P.E.
Professional Engineer I
Public Utilities Department
Solid Waste Mgt. Group
Hillsborough County BOCC
p: 813.272.5977 x43369 | f: 813.272.5589
e: millermj@hillsboroughcounty.org
w: <http://www.hillsboroughcounty.org>

Please note: all correspondence to or from this office is subject to Florida's Public Records laws.



W&R/e



Hillsborough County Florida

Office of the County Administrator
Michael S. Merrill

April 11, 2011

BOARD OF COUNTY COMMISSIONERS

Kevin Beckner
Victor D. Crist
Ken Hagan
Al Higginbotham
Lesley "Les" Miller, Jr.
Sandra L. Murman
Mark Sharpe

CHIEF ADMINISTRATIVE OFFICER
Helene Marks

CHIEF FINANCIAL ADMINISTRATOR
Bonnie M. Wise

DEPUTY COUNTY ADMINISTRATORS

Lisa E. Garsys
Sharon D. Spindler

Dept. of Environmental
Protection

APR 15 2011

Southwest District

Mr. Henry Freedenberg
Engineering Specialist III
Florida Department of Environmental Protection
Solid Waste Section
2600 Blair Stone Road, M.S. 4565
Tallahassee, FL 32399-2400

RE: Hillsborough County Southeast County Landfill – Waste Records

Dear Mr. Freedenberg:

In accordance with Permit No. 35435-014-SO/01, Specific Condition No. D.3.a, the Hillsborough County Public Utilities Department, Solid Waste Management Group (SWMG), is submitting the waste records data for the Southeast County Landfill.

This report includes the waste records for the quarter from January 2011 through March 2011. Should you have any questions concerning the information provided, please contact me at the SWMG at 813-272-5977 ext. 43369.

Sincerely,

Megan J. Miller, P.E.
Public Utilities Department
Solid Waste Management Group

Attachments

xc: Larry Ruiz, SWMG
Susan Pelz, FDEP Southwest District
Ron Cope, EPC
Richard Siemering, HDR Engineering

Information Systems, Inc. ~ ISI
 Southeast County Landfill
 For the month of: January, 2011

Material Type	Count	Net Wt (tn)	Tip \$	Spec \$	Tax \$	Total Fee \$
200 Non-Processable	328	675.84	28,564.28	0.00	0.00	28,564.28
202 C&DD Pure	134	275.98	11,655.53	0.00	0.00	11,655.53
210 Non-Proc. Residential	392	803.72	0.00	0.00	0.00	0.00
213 C&DD Pure Residential	121	230.51	0.00	0.00	0.00	0.00
230 Non-Processable Tampa	114	1,701.85	59,433.46	0.00	0.00	59,433.46
235 Tampa Ash	241	5,693.78	198,826.73	0.00	0.00	198,826.73
250 Nonprofit Recycl Resd	44	165.25	4,045.32	0.00	0.00	4,045.32
400 Tires	69	104.80	8,659.19	0.00	0.00	8,659.19
410 Tires - Residential	11	15.33	0.00	0.00	0.00	0.00
440 Tires-SWMD	3	7.37	0.00	0.00	0.00	0.00
450 Unshredded Tires	1	4.16	0.00	0.00	0.00	0.00
500 FF Scale Weight	5	0.00	25.00	0.00	0.00	25.00
625 RRF Ash @ Landfill	447	10,172.29	0.00	0.00	0.00	0.00
720 Metals Extraction	1	3.15	0.00	0.00	0.00	0.00
900 Unable to Process	3	0.00	0.00	0.00	0.00	0.00
Grand Total	1,914	19,854.03	311,209.51	0.00	0.00	311,209.51

**Information Systems, Inc. ~ ISI
Southeast County Landfill**

For the month of: February, 2011

Material Type		Count	Net Wt (tn)	Tip \$	Spec \$	Tax \$	Total Fee \$
200	Non-Processable	343	809.84	34,217.71	0.00	0.00	34,217.71
202	C&DD Pure	140	258.43	10,915.63	0.00	0.00	10,915.63
210	Non-Proc. Residential	362	842.34	0.00	0.00	0.00	0.00
213	C&DD Pure Residential	128	247.70	0.00	0.00	0.00	0.00
230	Non-Processable Tampa	129	1,844.85	64,429.51	0.00	0.00	64,429.51
235	Tampa Ash	252	5,748.66	200,743.26	0.00	0.00	200,743.26
250	Nonprofit Recycl Resd	35	141.44	3,462.47	0.00	0.00	3,462.47
400	Tires	75	107.14	8,850.84	0.00	0.00	8,850.84
410	Tires - Residential	12	31.65	0.00	0.00	0.00	0.00
420	Tires - Municipal	1	2.45	202.39	0.00	0.00	202.39
440	Tires-SWMD	2	5.16	0.00	0.00	0.00	0.00
450	Unshredded Tires	2	15.14	0.00	0.00	0.00	0.00
500	FF Scale Weight	3	0.00	15.00	0.00	0.00	15.00
625	RRF Ash @ Landfill	443	9,883.51	0.00	0.00	0.00	0.00
720	Metals Extraction	1	5.25	0.00	0.00	0.00	0.00
820	SWMD Non-Processable	1	8.42	0.00	0.00	0.00	0.00
850	LTP Filter Cake	1	6.89	0.00	0.00	0.00	0.00
900	Unable to Process	2	0.00	0.00	0.00	0.00	0.00
Grand Total		1,932	19,958.87	322,836.81	0.00	0.00	322,836.81

Information Systems, Inc. ~ ISI
Transaction Summary by Material Type
For the month of: **March, 2011**

Material Type	Count	Net Wt (tn)	Tip \$	Spec \$	Tax \$	Total Fee \$
130 Processable-Tampa	96	1,871.27	119,886.42	0.00	0.00	119,886.42
200 Non-Processable	411	912.25	38,541.20	0.00	0.00	38,541.20
202 C&DD Pure	122	244.77	10,336.61	0.00	0.00	10,336.61
205 Asbestos	1	3.66	154.56	0.00	0.00	154.56
210 Non-Proc. Residential	437	1,122.16	0.00	0.00	0.00	0.00
213 C&DD Pure Residential	107	209.98	0.00	0.00	0.00	0.00
215 Asbestos Residential	1	0.84	0.00	0.00	0.00	0.00
230 Non-Processable Tampa	165	2,589.71	90,433.01	0.00	0.00	90,433.01
235 Tampa Ash	312	7,118.71	248,585.29	0.00	0.00	248,585.29
250 Nonprofit Recycl Resd	7	84.22	2,061.70	0.00	0.00	2,061.70
400 Tires	79	132.03	10,906.97	0.00	0.00	10,906.97
410 Tires - Residential	20	24.77	0.00	0.00	0.00	0.00
430 Tires - Tampa	30	288.95	23,870.17	0.00	0.00	23,870.17
440 Tires-SWMD	4	12.83	0.00	0.00	0.00	0.00
450 Unshredded Tires	2	13.93	0.00	0.00	0.00	0.00
500 FF Scale Weight	4	0.00	20.00	0.00	0.00	20.00
610 Proc. Transferred	11	215.30	0.00	0.00	0.00	0.00
625 RRF Ash @ Landfill	500	11,176.51	0.00	0.00	0.00	0.00
720 Metals Extraction	1	3.16	0.00	0.00	0.00	0.00
900 Unable to Process	1	0.00	0.00	0.00	0.00	0.00
Grand Total	2,311	26,025.05	544,595.93	0.00	0.00	544,595.93

SOUTHEAST COUNTY LANDFILL TONNAGE RECEIVED and BURIED

	A	B	C	D	E	F	H	I	J	K	L	M	N	O	P	Q	R	S	T
1																			
2	TONNAGE ANALYSIS by MATERIAL																		
3	TWO TWELVE MONTH PERIODS																		
4	MONTH	Processable (1) 100, 110, 130, 610, 810	Non- Processable (2) 065, 200, 210, 220, 230, 820	Non-Profit Recycle Residue 250	R.R. Ash 625	City of Tampa Ash 235	Asbestos2 05, 215	C&D 202, 213, 233	LTP - Filter Cake 850	Tires 400, 410, 420, 430	TOTAL TONNAGE RECEIVED	SWMD Tires 440	Unshredable Tires 450	Less Tires	Less Metals Extraction 720	TOTAL TONNAGE BURIED	Existing Landfill Sections 1-6	New Landfill Sections 9	TOTAL TONNAGE BURIED
6	October'09	305.38	3,789.08	164.72	11,247.61	4,270.87	8.42	709.08	0.00	338.96	20,834.12	0.00	15.92	(338.96)	(3.22)	20,507.86	20,507.86	20,507.86	
7	November'09	139.77	3,180.22	179.93	11,349.80	5,891.34	41.33	451.30	0.00	236.33	21,470.02	(9.09)	27.89	(236.33)	(1.51)	21,230.98	21,230.98	21,230.98	
8	December'09	0.00	4,353.44	220.23	10,950.91	6,039.25	32.54	412.97	0.00	160.56	22,169.90	(5.67)	7.92	(160.56)	(5.59)	22,006.00	22,006.00	22,006.00	
9	January'10	0.00	4,414.99	196.00	10,445.76	5,331.19	9.49	589.61	0.00	175.38	21,162.42	0.00	14.89	(175.38)	(3.53)	20,994.40	20,998.40	20,998.40	
10	February'10	0.00	4,236.78	116.51	9,008.70	5,476.13	17.27	448.43	0.00	156.36	19,460.18	(9.35)	8.12	(156.36)	(3.49)	19,299.10	19,299.10	19,299.10	
11	March'10	1,213.24	4,624.33	129.45	10,397.01	6,975.57	1.97	537.64	0.00	224.29	24,103.50	(4.70)	0.00	(224.29)	(2.98)	23,871.53	23,871.53	23,871.53	
12	April'10	587.68	4,447.21	154.06	11,256.37	7,644.52	1.31	678.76	0.00	173.17	24,943.08	(13.99)	19.33	(173.17)	(6.36)	24,768.89	24,768.89	24,768.89	
13	May'10	37.61	4,783.46	171.26	10,503.45	5,040.10	0.00	671.39	0.00	168.22	21,375.49	(9.34)	11.73	(168.22)	(2.78)	21,206.88	21,206.88	21,206.88	
14	June'10	0.00	4,105.44	187.30	10,484.98	7,698.67	5.88	483.16	0.00	170.38	23,135.81	(3.09)	17.28	(170.38)	0.00	22,979.62	22,979.62	22,979.62	
15	July'10	0.00	4,073.72	241.32	10,829.56	5,768.19	16.86	361.98	0.00	153.74	21,445.37	(4.93)	6.99	(153.74)	(3.65)	21,290.04	21,290.04	21,290.04	
16	August'10	0.00	3,462.65	210.60	10,436.08	6,340.77	29.82	499.37	0.00	143.34	21,122.63	(5.88)	12.96	(143.34)	(4.14)	20,982.23	20,982.23	20,982.23	
17	September'10	0.00	3,405.09	148.85	10,322.34	5,198.41	0.00	583.57	0.00	136.91	19,795.17	(8.57)	7.78	(136.91)	(3.85)	19,653.62	19,653.62	19,653.62	
18	YTD Total	2,283.68	48,876.41	2,120.23	127,232.57	71,675.01	164.89	6,427.26	0.00	2,237.64	261,017.69	(74.61)	150.81	(2,237.64)	(41.10)	258,815.15	126,319.57	132,495.58	258,815.15
19																			
20	October'10	0.00	3,219.95	135.49	9,482.32	5,948.30	58.49	455.80	0.00	142.06	19,442.41	(6.87)	6.80	(142.06)	0.00	19,300.28	19,300.28	19,300.28	
21	November'10	0.00	3,125.24	151.36	10,512.68	5,765.59	32.29	341.48	0.00	138.56	20,067.20	(6.24)	7.65	(138.56)	(5.36)	19,924.69	19,924.69	19,924.69	
22	December'10	0.00	2,958.50	156.83	10,766.77	6,393.11	22.55	465.50	0.00	288.80	21,052.06	(7.26)	9.43	(288.80)	(2.60)	20,762.83	9,688.63	11,074.20	20,762.83
23	January'11	0.00	3,181.41	165.25	10,172.29	5,693.78	0.00	506.49	0.00	248.55	19,967.77	(7.37)	4.16	(248.55)	(3.15)	19,712.86	0.00	19,712.86	
24	February'11	0.00	3,505.45	141.44	9,883.51	5,748.66	0.00	506.13	6.89	141.24	19,933.32	(5.16)	15.14	(141.24)	(5.25)	19,796.81	0.00	19,796.81	
25	March'11	2,086.57	4,624.12	84.22	11,176.51	7,118.71	4.50	454.75	0.00	445.75	25,995.13	(12.83)	13.93	(445.75)	(3.16)	25,547.32	0.00	25,547.32	
26	April'11	0.00							0.00	0.00	0.00	0.00	0.00	0.00	0.00	0.00	0.00	0.00	
27	May'11	0.00							0.00	0.00	0.00	0.00	0.00	0.00	0.00	0.00	0.00	0.00	
28	June'11	0.00							0.00	0.00	0.00	0.00	0.00	0.00	0.00	0.00	0.00	0.00	
29	July'11	0.00							0.00	0.00	0.00	0.00	0.00	0.00	0.00	0.00	0.00	0.00	
30	August'11	0.00							0.00	0.00	0.00	0.00	0.00	0.00	0.00	0.00	0.00	0.00	
31	September'11	0.00							0.00	0.00	0.00	0.00	0.00	0.00	0.00	0.00	0.00	0.00	
32	YTD Total	2,086.57	20,614.67	834.59	61,994.08	36,668.15	117.83	2,730.15	6.89	1,404.96	126,457.89	(45.73)	57.11	(1,404.96)	(19.52)	125,044.79	48,913.60	76,131.19	125,044.79
33	FY 10 Total	14,411.5	19,974.51	877.39	55,002.78	27,008.78	109.05	2,611.13	0.00	1,067.59	104,095.64	(30.00)	104.09	(1,067.59)	(30.00)	103,944.79			103,944.79
34	Change	1,841.42	640.15	242.80	1,581.50	9,259.57	10.78	111.76	0.00	337.37	21,361.25	(6.87)	6.80	(337.37)	(3.16)	20,762.83	9,688.63	11,074.20	20,762.83
35	Change	78,694.9	3,111.56	5,133.86	19,906.28	26,349.74	74.56	14,335.66	100,000.00	24,019.66	116,895.66	(3,000.00)	11,074.20	(116,895.66)	(3,000.00)	113,895.66	0.00	113,895.66	113,895.66
36											126,457.89	(45.73)	57.11	(1,404.96)	(19.52)	125,044.79	48,913.60	76,131.19	125,044.79
37	Thru Oct.	2,086.57									0.00	0.00	0.00	0.00	0.00	0.00	0.00	0.00	
38	Year End ONLY																		
39	Increase/(Decrease)	(197.11)	-28,261.74		-65,238.49	-35,006.86	-47.06	-3,697.11	6.89	-832.68	-134,559.80		-93.70	832.68	21.58	-133,770.36	-77,405.97	-56,364.39	-133,770.36
40	% Increase/(Decrease)	-8.63%	-57.82%		-51.27%	-48.84%	-28.54%	-57.52%	#DIV/0!	-37.21%	-51.55%		-62.13%	-37.21%	-52.51%	-51.69%	-61.28%	-42.54%	-51.69%
41	FY 10 Total 12 Month	2,283.68	48,876.41		127,232.57	71,675.01	164.89	6,427.26		2,237.64	261,017.69		150.81	(2,237.64)	(41.10)	258,815.15	126,319.57	132,495.58	258,815.15
42	Increase/(Decrease)	(197.11)	(28,261.74)		(65,238.49)	(35,006.86)	(47.06)	(3,697.11)	#DIV/0!	(832.68)	(134,559.80)		(93.70)	832.68	21.58	(133,770.36)	(77,405.97)	(56,364.39)	(133,770.36)
43	FY 11 Total 12 Month	2,086.57	20,614.67		61,994.08	36,668.15	117.83	2,730.15	#DIV/0!	1,404.96	126,457.89		57.11	(1,404.96)	(19.52)	125,044.79	48,913.60	76,131.19	125,044.79
44	Note's:	1. Data from SWIMS 510 Report Southeast County Landfill																	
45		2. Processable includes Mixed Processable																	
46		3. Non-Processable includes Mixed Non-Processable																	
47		4. For Fiscal Year End unhide rows 39 thru 43.																	
48		5. Column 'G' Plastic/Emergency Rate is hidden.																	
49	Landfill Total Less Processable, R.R. Ash, Tires, Shredded Tires, and Yard Waste Residential:										60,972.28								
50											60,972.28								
51											0.00								
52	FY 11 YTD Projection	4,173.14	41,229.34	1,669.18	123,988.16	73,336.30	235.66	5,460.30	13.78	2,809.92	252,915.78	-91.46	114.22	-2,809.92	-39.04	250,089.58			
53	Diff. FY 11- FY 10	1,889.46	-7,647.07	-451.05	-3,244.41	1,661.29	70.77	-966.96	13.78	572.28	-8,101.91	-16.85	-36.59	-572.28	2.06	-8,725.57			
54		45%	-19%	-27%	-3%	2%	30%	-18%	100%	20%	-3%	18%	-32%	20%	-5%	-3%			

WQR file



Hillsborough County Florida

Office of the County Administrator
Michael S. Merrill

BOARD OF COUNTY COMMISSIONERS

- Kevin Beckner
- Victor D. Crist
- Ken Hagan
- Al Higginbotham
- Lesley "Les" Miller, Jr.
- Sandra L. Murman
- Mark Sharpe

ADMINISTRATORS

- Lucia E. Garsys
- Eric R. Johnson
- Edith M. Stewart
- J. Eugene Gray, Acting
- Sharon D. Subadan, Interim
- Mark J. Thornton, Interim

January 12, 2011

Mr. Henry Freedenberg
 Engineering Specialist III
 Florida Department of Environmental Protection
 Solid Waste Section
 2600 Blair Stone Road, M.S. 4565
 Tallahassee, FL 32399-2400

FLORIDA DEPARTMENT OF
 ENVIRONMENTAL PROTECTION
 JAN 14 2011
 SOUTHWEST DISTRICT
 TAMPA

FLORIDA DEPARTMENT OF
 ENVIRONMENTAL PROTECTION
 JAN 14 2011
 SOUTHWEST DISTRICT
 TAMPA

RE: Hillsborough County Southeast County Landfill – Waste Records

Dear Mr. Freedenberg:

In accordance with Permit No. 35435-014-SO/01, Specific Condition No. D.3.a, the Hillsborough County Solid Waste Management Division (SWMD), Public Utilities Department, is submitting the waste records data for the Southeast County Landfill.

This report includes the waste records for the quarter from October 2010 through December 2010. Should you have any questions concerning the information provided, please contact me at the SWMD at 813-276-2956.

Sincerely,

Megan J. Miller, P.E.
 Public Utilities Department
 Solid Waste Management Division
 Landfill & Environmental Services Section

Attachments

- xc: Larry Ruiz, SWMD
 Susan Pelz, FDEP Southwest District
 Ron Cope, EPC
 Richard Siemering, HDR Engineering

Information Systems, Inc. ~ ISI
Material Summary @ Southeast County Landfill
For the month of: **October, 2010**

Material Type	Count	Net Wt (tn)	Tip \$	Spec \$	Tax \$	Total Fee \$
200 Non-Processable	345	613.05	25,907.68	0.00	0.00	25,907.68
202 C&DD Pure	143	278.89	11,789.04	0.00	0.00	11,789.04
205 Asbestos	6	58.49	2,470.03	0.00	0.00	2,470.03
210 Non-Proc. Residential	458	1,043.16	0.00	0.00	0.00	0.00
213 C&DD Pure Residential	117	177.11	0.00	0.00	0.00	0.00
230 Non-Processable Tampa	131	1,563.74	54,810.71	0.00	0.00	54,810.71
235 Tampa Ash	251	5,948.30	207,714.66	0.00	0.00	207,714.66
250 Nonprofit Recycl Resd	37	135.49	3,316.79	0.00	0.00	3,316.79
400 Tires	74	115.68	9,556.29	0.00	0.00	9,556.29
410 Tires - Residential	13	26.38	0.00	0.00	0.00	0.00
440 Tires-SWMD	3	6.87	0.00	0.00	0.00	0.00
450 Unshredded Tires	1	6.80	0.00	0.00	0.00	0.00
500 FF Scale Weight	4	0.00	20.00	0.00	0.00	20.00
625 RRF Ash @ Landfill	430	9,482.32	0.00	0.00	0.00	0.00
900 Unable to Process	2	0.00	0.00	0.00	0.00	0.00
Grand Total	2,015	19,456.08	315,365.20	0.00	0.00	315,365.20

WM7 -RL - Material Summary @ Southeast County Landfill

11/2/2010 4:41:12 PM

-R-

Information Systems, Inc. ~ ISI
Southeast County Landfill
 For the month of: November, 2010

Material Type	Count	Net Wt (tn)	Tip \$	Spec \$	Tax \$	Total Fee \$
200 Non-Processable	299	422.09	17,843.49	0.00	0.00	17,843.49
202 C&DD Pure	110	200.90	8,485.25	0.34	0.00	8,485.59
205 Asbestos	4	32.29	1,363.61	0.00	0.00	1,363.61
210 Non-Proc. Residential	423	1,038.57	0.00	0.00	0.00	0.00
213 C&DD Pure Residential	118	140.58	0.00	0.00	0.00	0.00
230 Non-Processable Tampa	132	1,664.58	58,129.90	0.00	0.00	58,129.90
235 Tampa Ash	248	5,765.59	201,334.45	0.00	0.00	201,334.45
250 Nonprofit Recycl Resd	38	151.36	3,705.28	0.00	0.00	3,705.28
400 Tires	61	117.49	9,707.50	0.00	0.00	9,707.50
410 Tires - Residential	7	21.07	0.00	0.00	0.00	0.00
440 Tires-SWMD	3	6.24	0.00	0.00	0.00	0.00
450 Unshredded Tires	1	7.65	0.00	0.00	0.00	0.00
500 FF Scale Weight	2	0.00	10.00	0.00	0.00	10.00
625 RRF Ash @ Landfill	468	10,512.68	0.00	0.00	0.00	0.00
720 Metals Extraction	2	5.36	0.00	0.00	0.00	0.00
900 Unable to Process	4	0.00	0.00	0.00	0.00	0.00

Grand Total	1,920	20,086.45	300,579.48	0.34	0.00	300,579.82
--------------------	--------------	------------------	-------------------	-------------	-------------	-------------------

WM7 -RL - Southeast County Landfill

12/1/2010 4:40:11 PM

-R-

Information Systems, Inc. ~ ISI
Southeast County Landfill
 For the month of: December, 2010

Material Type	Count	Net Wt (tn)	Tip \$	Spec \$	Tax \$	Total Fee \$
200 Non-Processable	293	465.12	19,654.75	0.00	0.00	19,654.75
202 C&DD Pure	138	327.47	13,831.18	0.00	0.00	13,831.18
205 Asbestos	4	22.55	952.29	0.00	0.00	952.29
210 Non-Proc. Residential	419	900.92	0.00	0.00	0.00	0.00
213 C&DD Pure Residential	83	138.03	0.00	0.00	0.00	0.00
230 Non-Processable Tampa	121	1,530.61	53,453.77	0.00	0.00	53,453.77
235 Tampa Ash	274	6,393.11	223,247.44	0.00	0.00	223,247.44
250 Nonprofit Recycl Resd	49	156.83	3,839.17	0.00	0.00	3,839.17
400 Tires	70	115.54	9,547.21	0.00	0.00	9,547.21
410 Tires - Residential	14	28.72	0.00	0.00	0.00	0.00
440 Tires-SWMD	4	7.26	0.00	0.00	0.00	0.00
450 Unshredded Tires	2	9.43	0.00	0.00	0.00	0.00
500 FF Scale Weight	7	0.00	35.00	0.00	0.00	35.00
625 RRF Ash @ Landfill	474	10,766.77	0.00	0.00	0.00	0.00
720 Metals Extraction	1	2.60	0.00	0.00	0.00	0.00
820 SWMD Non-Processable	6	61.85	0.00	0.00	0.00	0.00
900 Unable to Process	3	0.00	0.00	0.00	0.00	0.00
Grand Total	1,962	20,926.81	324,560.81	0.00	0.00	324,560.81

WM7 -RL - Southeast County Landfill

1/3/2011 1:49:48 PM

-R-

SOUTHEAST COUNTY LANDFILL TONNAGE RECEIVED and BURIED

	A	B	C	D	E	F	H	I	J	K	L	M	N	O	P	Q	R	S	T
1																			
2	TONNAGE ANALYSIS by MATERIAL																		
3	TWO TWELVE MONTH PERIODS																		
4	MONTH	Processable (1) 100,110, 130,610,810	Non- Processable (2) 065,200,210, 220,230,820	Non-Profit Recycle Residue 250	R.R. Ash 625	City of Tampa Ash 235	Asbestos 05,215	C&DD 202,213, 233	LTP - Filter Cake 850	Tires 400,410, 420,430	TOTAL TONNAGE RECEIVED	SWMD Tires 440	Unshredable Tires 450	Less Tires	Less Metals Extraction 720	TOTAL TONNAGE BURIED	Existing Landfill Sections 1-6	New Landfill Sections 9	TOTAL TONNAGE BURIED
6	October'09	305.38	3,789.08	164.72	11,247.61	4,270.87	8.42	709.08	0.00	338.96	20,834.12	0.00	15.92	(338.96)	(3.22)	20,507.86		20,507.86	20,507.86
7	November'09	139.77	3,180.22	179.93	11,349.80	5,891.34	41.33	451.30	0.00	236.33	21,470.02	(9.09)	27.89	(236.33)	(1.51)	21,250.98		21,250.98	21,250.98
8	December'09	0.00	4,353.44	220.23	10,950.91	6,039.25	32.54	412.97	0.00	160.56	22,169.90	(5.67)	7.92	(160.56)	(5.59)	22,006.00		22,006.00	22,006.00
9	January'10	0.00	4,414.99	196.00	10,445.76	5,331.19	9.49	589.61	0.00	175.38	21,162.42	0.00	14.89	(175.38)	(3.53)	20,998.40	20,998.40	20,998.40	20,998.40
10	February'10	0.00	4,236.78	116.51	9,008.70	5,476.13	17.27	448.43	0.00	156.36	19,460.18	(9.35)	8.12	(156.36)	(3.49)	19,299.10	19,299.10	19,299.10	19,299.10
11	March'10	1,213.24	4,624.33	129.45	10,397.01	6,975.57	1.97	537.64	0.00	224.29	24,103.50	(4.70)	0.00	(224.29)	(2.98)	23,871.53	23,871.53	23,871.53	23,871.53
12	April'10	587.68	4,447.21	154.06	11,256.37	7,644.52	1.31	678.76	0.00	173.17	24,943.08	(13.99)	19.33	(173.17)	(6.36)	24,768.89		24,768.89	24,768.89
13	May'10	37.61	4,783.46	171.26	10,503.45	5,040.10	0.00	671.39	0.00	168.22	21,375.49	(9.34)	11.73	(168.22)	(2.78)	21,206.88	21,206.88	21,206.88	21,206.88
14	June'10	0.00	4,105.44	187.30	10,484.98	7,698.67	5.88	483.16	0.00	170.38	23,135.81	(3.09)	17.28	(170.38)	0.00	22,979.62	22,979.62	22,979.62	22,979.62
15	July'10	0.00	4,073.72	241.32	10,829.56	5,768.19	16.86	361.98	0.00	153.74	21,445.37	(4.93)	6.99	(153.74)	(3.65)	21,290.04	21,290.04	21,290.04	21,290.04
16	August'10	0.00	3,462.65	210.60	10,436.08	6,340.77	29.82	499.37	0.00	143.34	21,122.63	(5.88)	12.96	(143.34)	(4.14)	20,982.23	20,982.23	20,982.23	20,982.23
17	September'10	0.00	3,405.09	148.85	10,322.34	5,198.41	0.00	583.57	0.00	136.91	19,795.17	(8.57)	7.78	(136.91)	(3.85)	19,653.62	19,653.62	19,653.62	19,653.62
18	YTD Total	2,283.68	48,876.41	2,120.23	127,232.57	71,675.01	164.89	6,427.26	0.00	2,237.64	261,017.69	(74.61)	150.81	(2,237.64)	(41.10)	258,815.15	126,319.57	132,495.58	258,815.15
19																			
20	October'10	0.00	3,219.95	135.49	9,482.32	5,948.30	58.49	455.80	0.00	142.06	19,442.41	(6.87)	6.80	(142.06)	0.00	19,300.28	19,300.28	19,300.28	19,300.28
21	November'10	0.00	3,125.24	151.36	10,512.68	5,765.59	32.29	341.48	0.00	138.56	20,067.20	(6.24)	7.65	(138.56)	(5.36)	19,924.69	19,924.69	19,924.69	19,924.69
22	December'10	0.00	2,958.50	156.83	10,766.77	6,393.11	22.55	465.50	0.00	144.26	20,907.52	(7.26)	9.43	(144.26)	(2.60)	20,762.83	9,688.63	11,074.20	20,762.83
23	January'11	0.00							0.00	0.00	0.00	0.00	0.00	0.00	0.00	0.00	0.00	0.00	0.00
24	February'11	0.00							0.00	0.00	0.00	0.00	0.00	0.00	0.00	0.00	0.00	0.00	0.00
25	March'11	0.00							0.00	0.00	0.00	0.00	0.00	0.00	0.00	0.00	0.00	0.00	0.00
26	April'11	0.00							0.00	0.00	0.00	0.00	0.00	0.00	0.00	0.00	0.00	0.00	0.00
27	May'11	0.00							0.00	0.00	0.00	0.00	0.00	0.00	0.00	0.00	0.00	0.00	0.00
28	June'11	0.00							0.00	0.00	0.00	0.00	0.00	0.00	0.00	0.00	0.00	0.00	0.00
29	July'11	0.00							0.00	0.00	0.00	0.00	0.00	0.00	0.00	0.00	0.00	0.00	0.00
30	August'11	0.00							0.00	0.00	0.00	0.00	0.00	0.00	0.00	0.00	0.00	0.00	0.00
31	September'11	0.00							0.00	0.00	0.00	0.00	0.00	0.00	0.00	0.00	0.00	0.00	0.00
32	YTD Total	0.00	9,303.69	443.68	30,761.77	18,107.00	113.33	1,262.78	0.00	424.88	60,417.13	(20.37)	23.88	(424.88)	(7.96)	59,987.80	48,913.60	11,074.20	59,987.80
33	FY 10 Dec	445.15	11,322.74	564.88	33,548.32	16,201.46	82.29	1,573.35	0.00	735.85	64,474.04					59,987.80			<=SNS3x+SOS3x-SQS3x
34	Change	-445.15	-2,019.05	-121.20	-2,786.55	1,905.54	31.04	-310.57	0.00	-310.97	-4,056.91								<= SWIMS Total
35	% Change	#DIV/0!	-21.70%	-27.32%	-9.06%	10.52%	27.39%	-24.59%	#DIV/0!	-73.19%	-6.71%								0.00 <= This number should be
36			SYSTON Landfill Reconciliation Tonnage Received at the Southeast Landfill (p2)													60,417.13			0.00 <= This number should be
37	Thru Oct.										0.00								0.00 <= This number should be
38	Year End ONLY																		
39	Increase/(Decrease)	(2,283.68)	-39,572.72		-96,470.80	-53,568.01	-51.56	-5,164.48	0.00	-1,812.76	-200,600.56		-126.93	1,812.76	33.14	-198,827.35	-77,405.97	-121,421.38	-198,827.35
40	% Increase/(Decrease)	-100.00%	-80.96%		-75.82%	-74.74%	-31.27%	-80.35%	#DIV/0!	-81.01%	-76.85%		-84.17%	-81.01%	-80.63%	-76.82%	-61.28%	-91.64%	-76.82%
41	FY 10 Total 12 Month	2,283.68	48,876.41		127,232.57	71,675.01	164.89	6,427.26	-	2,237.64	261,017.69		150.81	(2,237.64)	(41.10)	258,815.15	126,319.57	132,495.58	258,815.15
42	Increase/(Decrease)	(2,283.68)	(39,572.72)		(96,470.80)	(53,568.01)	(51.56)	(5,164.48)	#DIV/0!	(1,812.76)	(200,600.56)		(126.93)	1,812.76	33.14	(198,827.35)	(77,405.97)	(121,421.38)	(198,827.35)
43	FY 11 Total 12 Month	-	9,303.69		30,761.77	18,107.00	113.33	1,262.78	#DIV/0!	424.88	60,417.13		23.88	(424.88)	(7.96)	59,987.80	48,913.60	11,074.20	59,987.80



Office of the Interim County Administrator
Michael S. Merrill

Dept. Of Environmental Protection

OCT 08 2010

Southwest District

ADMINISTRATORS

Lucia E. Garsys
Carl S. Harness
Eric R. Johnson
Manus J. O'Donnell
Edith M. Stewart

BOARD OF COUNTY COMMISSIONERS

Kevin Beckner
Rose V. Ferlita
Ken Hagan
Al Higginbotham
Jim Norman
Mark Sharpe
Kevin White

October 7, 2010

Mr. Henry Freedenberg
Engineering Specialist III
Florida Department of Environmental Protection
Solid Waste Section
2600 Blair Stone Road, M.S. 4565
Tallahassee, FL 32399-2400

RE: Hillsborough County Southeast County Landfill – Waste Records

Dear Mr. Freedenberg:

In accordance with Permit No. 35435-014-SO/01, Specific Condition No. D.3.a, the Hillsborough County Solid Waste Management Division (SWMD), Public Utilities Department, is submitting the waste records data for the Southeast County Landfill.

This report includes the waste records for the quarter from July 2010 through September 2010. Should you have any questions concerning the information provided, please contact me at the SWMD at 813-276-2956.

Sincerely,

Megan J. Miller, P.E.
Public Utilities Department
Solid Waste Management Division
Landfill & Environmental Services Section

Attachments

xc: Larry Ruiz, SWMD
Susan Pelz, FDEP Southwest District
Ron Cope, EPC
Richard Siemering, HDR Engineering

Information Systems, Inc. ~ ISI
Southeast County Landfill
For the month of: July, 2010

Material Type	Count	Net Wt (tn)	Tip \$	Spec \$	Tax \$	Total Fee \$
200 Non-Processable	421	980.20	40,210.34	0.00	0.00	40,210.34
202 C&DD Pure	144	220.15	9,028.20	0.00	0.00	9,028.20
205 Asbestos	7	16.82	694.95	0.00	0.00	694.95
210 Non-Proc. Residential	472	1,125.63	0.00	0.00	0.00	0.00
213 C&DD Pure Residential	146	141.83	0.00	0.00	0.00	0.00
215 Asbestos Residential	1	0.04	0.00	0.00	0.00	0.00
230 Non-Processable Tampa	137	1,961.96	61,873.84	0.00	0.00	61,873.84
235 Tampa Ash	243	5,768.19	181,871.07	0.00	0.00	181,871.07
250 Nonprofit Recycl Resd	65	241.32	5,733.75	0.00	0.00	5,733.75
400 Tires	77	129.37	10,375.47	0.00	0.00	10,375.47
410 Tires - Residential	12	24.37	0.00	0.00	0.00	0.00
440 Tires-SWMD	2	4.93	0.00	0.00	0.00	0.00
450 Unshredded Tires	1	6.99	0.00	0.00	0.00	0.00
500 FF Scale Weight	8	0.00	40.00	0.00	0.00	40.00
625 RRF Ash @ Landfill	473	10,829.56	0.00	0.00	0.00	0.00
720 Metals Extraction	1	3.65	0.00	0.00	0.00	0.00
820 SWMD Non-Processable	3	5.93	0.00	0.00	0.00	0.00
900 Unable to Process	7	0.00	0.00	0.00	0.00	0.00
Grand Total	2,220	21,460.94	309,827.62	0.00	0.00	309,827.62

WM7 ~RL ~ Southeast County Landfill

8/3/2010 1:24:38 PM

F~

FLORIDA DEPARTMENT OF
ENVIRONMENTAL PROTECTION

OCT 08 2010

SOUTHWEST DISTRICT
TAMPA

Information Systems, Inc. ~ ISI
Southeast County Landfill
For the month of: August, 2010

Material Type	Count	Net Wt (tn)	Tip \$	Spec \$	Tax \$	Total Fee \$
200 Non-Processable	356	550.71	22,607.81	0.00	0.00	22,607.81
202 C&DD Pure	169	349.51	14,329.91	0.00	0.00	14,329.91
205 Asbestos	3	24.54	1,006.14	0.00	0.00	1,006.14
210 Non-Proc. Residential	404	1,027.27	0.00	0.00	0.00	0.00
213 C&DD Pure Residential	135	149.86	0.00	0.00	0.00	0.00
215 Asbestos Residential	2	5.28	0.00	0.00	0.00	0.00
230 Non-Processable Tampa	131	1,883.78	59,399.69	0.00	0.00	59,399.69
235 Tampa Ash	270	6,340.77	199,924.52	0.00	0.00	199,924.52
250 Nonprofit Recycl Resd	54	210.60	5,003.85	0.00	0.00	5,003.85
400 Tires	74	113.79	9,125.95	0.00	0.00	9,125.95
410 Tires - Residential	13	27.46	0.00	0.00	0.00	0.00
420 Tires - Municipal	1	2.09	167.62	0.00	0.00	167.62
440 Tires-SWMD	2	5.88	0.00	0.00	0.00	0.00
450 Unshredded Tires	1	12.96	0.00	0.00	0.00	0.00
500 FF Scale Weight	4	0.00	20.00	0.00	0.00	20.00
625 RRF Ash @ Landfill	464	10,436.08	0.00	0.00	0.00	0.00
720 Metals Extraction	1	4.14	0.00	0.00	0.00	0.00
820 SWMD Non-Processable	1	0.89	0.00	0.00	0.00	0.00
900 Unable to Process	5	0.00	0.00	0.00	0.00	0.00
Grand Total	2,090	21,145.61	311,585.49	0.00	0.00	311,585.49

WM7 ~RL ~ Southeast County Landfill

9/2/2010 8:50:11 AM

F~

Information Systems, Inc. ~ ISI
Southeast County Landfill
 For the month of: September, 2010

Material Type	Count	Net Wt (tn)	Tip \$	Spec \$	Tax \$	Total Fee \$
200 Non-Processable	360	536.82	22,030.94	0.00	0.00	22,030.94
202 C&DD Pure	158	361.46	14,819.85	0.37	0.00	14,820.23
210 Non-Proc. Residential	445	950.49	0.00	0.00	0.00	0.00
213 C&DD Pure Residential	123	222.11	0.00	0.00	0.00	0.00
230 Non-Processable Tampa	142	1,917.78	62,177.63	0.00	0.00	62,177.63
235 Tampa Ash	221	5,198.41	169,137.93	0.00	0.00	169,137.93
250 Nonprofit Recycl Resd41		148.85	3,536.67	0.00	0.00	3,536.67
400 Tires	70	108.79	8,724.92	0.00	0.00	8,724.92
410 Tires - Residential	14	25.93	0.00	0.00	0.00	0.00
420 Tires - Municipal	1	2.19	175.64	0.00	0.00	175.64
440 Tires-SWMD	3	8.57	0.00	0.00	0.00	0.00
450 Unshredded Tires	1	7.78	0.00	0.00	0.00	0.00
500 FF Scale Weight	1	0.00	5.00	0.00	0.00	5.00
625 RRF Ash @ Landfill	455	10,322.34	0.00	0.00	0.00	0.00
720 Metals Extraction	1	3.85	0.00	0.00	0.00	0.00
900 Unable to Process	1	0.00	0.00	0.00	0.00	0.00

Grand Total	2,037	19,815.37	280,608.59	0.37	0.00	280,608.96
--------------------	-------	-----------	------------	------	------	------------

Hillsborough County SWMD
Southeast County Landfill
 For the month of: September 2010
 Section 9

Total Tonnage Adjustments **19,811.52**

Material

400	Tires	108.79
410	Tires - Residential	25.93
420	Tires - Municipal	2.19
430	Tires - Tampa	0.00
440	Tires - SWMD	8.57
444	Shredded Tires	0.00
720	Metals Extraction	3.85


Total Deductions	(149.33)
Total	19,662.19
	13.38
Operating Fee	263,080.10
Less 1% Retainage	-2630.80
Amount Due (SWE03020/3431)	260,449.30

SOUTHEAST COUNTY LANDFILL TONNAGE RECEIVED

and BURIED

Table with 20 columns (A-T) and 53 rows. Columns A-T represent various material types: A (MONTH), B (Processable), C (Non-Processable), D (Non-Profit Recycle Residue), E (R.R. Ash), F (City of Tampa Ash), H (Asbestos), I (C&DD), J (LTP - Filter Cake), K (Tires), L (TOTAL TONNAGE RECEIVED), M (SWMD), N (Unshredable), O (Less Metals Extraction), P (TOTAU TONNAGE BURIED), Q (Existing Landfill), R (New Landfill), S (TOTAL TONNAGE BURIED), T (TOTAL TONNAGE BURIED). Rows 1-53 contain monthly data from October 08 to September 10, including YTD Totals and projections.

WQR file



Hillsborough County
Florida

Office of the Interim County Administrator
Michael S. Merrill

BOARD OF COUNTY COMMISSIONERS

Kevin Beckner
Rose V. Ferlita
Ken Hagan
Al Higginbotham
Jim Norman
Mark Sharpe
Kevin White

ADMINISTRATORS

Lucia E. Garsys
Carl S. Harness
Eric R. Johnson
Manus J. O'Donnell
Edith M. Stewart

Dept. of Environmental Protection

JUL 07 2010

Southwest District

July 2, 2010

Mr. Henry Freedenberg
Engineering Specialist III
Florida Department of Environmental Protection
Solid Waste Section
2600 Blair Stone Road, M.S. 4565
Tallahassee, FL 32399-2400

RE: Hillsborough County Southeast County Landfill – Waste Records

Dear Mr. Freedenberg:

In accordance with Permit No. 35435-014-SO/01, Specific Condition No. D.3.a, the Hillsborough County Solid Waste Management Division (SWMD), Public Utilities Department, is submitting the waste records data for the Southeast County Landfill.

This report includes the waste records for the quarter from April 2010 through June 2010. Should you have any questions concerning the information provided, please contact me at the SWMD at 813-276-2956.

Sincerely,

Megan J. Miller, P.E.
Landfill & Environmental Services Section
Solid Waste Management Division
Public Utilities Department

Attachments

xc: Larry Ruiz, SWMD
Susan Pelz, FDEP Southwest District
Ron Cope, EPC

	A	B	C	D	E	F	G	H	I	J	K	L	M	N
1	Information Systems, Inc. ~ ISI													
2	Southeast County Landfill													
3	For the month of: April, 2010													
4	Material Type		Count	Net Wt (tn)		Tip \$	Spec \$	Tax \$		Total Fee \$				
5	200	Non-Processable	402	1,032.50		42,355.46	0.00	0.00		42,355.46				
6	201	Mixed Non-Processable	1	1.03		84.46	0.00	0.00		84.46				
7	202	C&DD Pure	202	411.20		16,862.89	0.00	0.00		16,862.89				
8	205	Asbestos	1	1.31		53.71	0.00	0.00		53.71				
9	210	Non-Proc. Residential	543	1,340.55		0.00	0.00	0.00		0.00				
10	213	C&DD Pure Residential	250	267.56		0.00	0.00	0.00		0.00				
11	230	Non-Processable Tampa	127	2,067.14		65,188.91	0.00	0.00		65,188.91				
12	235	Tampa Ash	322	7,644.52		241,031.69	0.00	0.00		241,031.69				
13	250	Nonprofit Recycl Resd ⁴⁸		154.06		3,660.45	0.00	0.00		3,660.45				
14	400	Tires	83	137.10		10,995.42	0.00	0.00		10,995.42				
15	410	Tires - Residential	18	33.89		0.00	0.00	0.00		0.00				
16	420	Tires - Municipal	1	2.18		174.84	0.00	0.00		174.84				
17	440	Tires-SWMD	7	13.99		0.00	0.00	0.00		0.00				
18	450	Unshredded Tires	2	19.33		0.00	0.00	0.00		0.00				
19	500	FF Scale Weight	6	0.00		30.00	0.00	0.00		30.00				
20	610	Proc. Transferred	29	587.68		0.00	0.00	0.00		0.00				
21	625	RRF Ash @ Landfill	482	11,256.37		0.00	0.00	0.00		0.00				
22	720	Metals Extraction	2	6.36		0.00	0.00	0.00		0.00				
23	820	SWMD Non-Processable	1	5.99		0.00	0.00	0.00		0.00				
24	900	Unable to Process	4	0.00		0.00	0.00	0.00		0.00				
25														
26	Grand Total		2,531	24,982.76		380,437.83	0.00	0.00		380,437.83				
27														

Information Systems, Inc. ~ ISI
 Southeast County Landfill

For the month of: May, 2010

<i>Material Type</i>	<i>Count</i>	<i>Net Wt (tn)</i>	<i>Tip \$</i>	<i>Spec \$</i>	<i>Tax \$</i>	<i>Total Fee \$</i>
130 Processable-Tampa	2	37.61	2,172.35	0.00	0.00	2,172.35
200 Non-Processable	394	1,459.36	59,858.77	0.14	0.00	59,858.91
202 C&DD Pure	229	472.96	19,396.69	0.00	0.00	19,396.69
210 Non-Proc. Residential	508	1,283.18	0.00	0.00	0.00	0.00
213 C&DD Pure Residential	203	198.43	0.00	0.00	0.00	0.00
230 Non-Processable Tampa	132	2,040.92	64,362.15	0.00	0.00	64,362.15
235 Tampa Ash	215	5,040.10	158,914.38	0.00	0.00	158,914.38
250 Nonprofit Recycl Resd	48	171.26	4,069.15	0.00	0.00	4,069.15
400 Tires	71	114.54	9,186.11	0.00	0.00	9,186.11
410 Tires - Residential	11	19.14	0.00	0.00	0.00	0.00
430 Tires - Tampa	4	34.54	2,770.11	0.00	0.00	2,770.11
440 Tires-SWMD	4	9.34	0.00	0.00	0.00	0.00
450 Unshredded Tires	1	11.73	0.00	0.00	0.00	0.00
500 FF Scale Weight	7	0.00	35.00	0.00	0.00	35.00
625 RRF Ash @ Landfill	449	10,503.45	0.00	0.00	0.00	0.00
720 Metals Extraction	1	2.78	0.00	0.00	0.00	0.00
900 Unable to Process	5	0.00	0.00	0.00	0.00	0.00
Grand Total	2,284	21,399.34	320,764.71	0.14	0.00	320,764.85

information Systems, Inc. ~ ISI
Southeast County Landfill Processable

For the month of: **May, 2010**

<i>Material Type</i>	<i>Count</i>	<i>Net Wt (tn)</i>	<i>Tip \$</i>	<i>Spec \$</i>	<i>Tax \$</i>	<i>Total Fee \$</i>
130 Processable-Tampa	2	37.61	2,172.35	0.00	0.00	2,172.35
Grand Total	2	37.61	2,172.35	0.00	0.00	2,172.35

~ (([Material Type]=100) OR ([Material Type]=101) OR ([Material Type]=110) OR ([Material Type]=120) OR ([Material Type]=121)

Information Systems, Inc. ~ ISI
Southeast County Landfill - Tires

For the month of: **May, 2010**

Material Type	Count	Net Wt (tn)	Tip \$	Spec \$	Tax \$	Total Fee \$
400 Tires	71	114.54	9,186.11	0.00	0.00	9,186.11
410 Tires - Residential	11	19.14	0.00	0.00	0.00	0.00
430 Tires - Tampa	4	34.54	2,770.11	0.00	0.00	2,770.11
440 Tires-SWMD	4	9.34	0.00	0.00	0.00	0.00
450 Unshredded Tires	1	11.73	0.00	0.00	0.00	0.00
Grand Total	91	189.29	11,956.22	0.00	0.00	11,956.22

~ (([Material Type]=400) OR ([Material Type]=410) OR ([Material Type]=420) OR ([Material Type]=430) OR ([Material Type]=440)

Information Systems, Inc. ~ ISI
Southeast County Landfill
 For the month of: **June, 2010**

Material Type	Count	Net Wt (tn)	Tip \$	Spec \$	Tax \$	Total Fee \$
200 Non-Processable	427	1,082.46	44,404.23	0.32	0.00	44,404.55
202 C&DD Pure	157	289.03	11,852.69	0.00	0.00	11,852.69
205 Asbestos	1	5.88	241.08	0.00	0.00	241.08
210 Non-Proc. Residential	419	1,122.38	0.00	0.00	0.00	0.00
213 C&DD Pure Residential	158	194.13	0.00	0.00	0.00	0.00
230 Non-Processable Tampa	128	1,900.51	59,937.86	0.00	0.00	59,937.86
235 Tampa Ash	327	7,898.67	242,738.99	0.00	0.00	242,738.99
250 Nonprofit Recycl Resd	51	187.30	4,450.26	0.00	0.00	4,450.26
400 Tires	89	146.27	11,731.66	0.00	0.00	11,731.66
410 Tires - Residential	13	24.11	0.00	0.00	0.00	0.00
440 Tires-SWMD	2	3.09	0.00	0.00	0.00	0.00
450 Unshredded Tires	2	17.28	0.00	0.00	0.00	0.00
500 FF Scale Weight	8	0.00	40.00	0.00	0.00	40.00
625 RRF Ash @ Landfill	443	10,484.98	0.00	0.00	0.00	0.00
820 SWMD Non-Processable	1	0.09	0.00	0.00	0.00	0.00
900 Unable to Process	3	0.00	0.00	0.00	0.00	0.00

Grand Total

2,229	23,156.18	375,396.77	0.32	0.00	375,397.09
-------	-----------	------------	------	------	------------

WM7 ~RL ~ Southeast County Landfill

7/1/2010 10:38:06 AM

F~



Hillsborough County
Florida

Office of the County Administrator
Patricia G. Bean

BOARD OF COUNTY COMMISSIONERS

Kevin Beckner
Rose V. Ferlita
Ken Hagan
Al Higginbotham
Jim Norman
Mark Sharpe
Kevin White

ADMINISTRATORS

Lucia E. Garsys
Carl S. Harness
Eric R. Johnson
Michael S. Merrill
Manus J. O' Donnell
Edith M. Stewart

April 7, 2010

Dept. Of Environmental Protection

APR 09 2010

Southwest District

Mr. Henry Freedenberg
Engineering Specialist III
Florida Department of Environmental Protection
Solid Waste Section
2600 Blair Stone Road, M.S. 4565
Tallahassee, FL 32399-2400

RE: Hillsborough County Southeast County Landfill – Waste Records

Dear Mr. Freedenberg:

In accordance with Permit No. 35435-014-SO/01, Specific Condition No. D.3.a, the Hillsborough County Solid Waste Management Department (SWMD) is submitting the waste records data for the Southeast County Landfill.

This report includes the waste records for the quarter from January 2010 through March 2010. Should you have any questions concerning the information provided, please contact me at the SWMD at 813-276-2956.

Sincerely,

Megan J. Miller, P.E.
Landfill Services Section
Solid Waste Management Department

Attachments

xc: Larry Ruiz, SWMD
Susan Pelz, FDEP Southwest District
Ron Cope, EPC

G:\LFS\SOUTHEAST\2010 monthly reports\qtrly wst records 1Q2010.doc

Information Systems, Inc. ~ ISI
Southeast County Landfill
For the month of: January, 2010

Material Type	Count	Net Wt (tn)	Tip \$	Spec \$	Tax \$	Total Fee \$
200 Non-Processable	367	1,508.93	62,051.88	0.00	0.00	62,051.88
202 C&DD Pure	157	381.43	15,640.68	0.00	0.00	15,640.68
205 Asbestos	2	9.49	389.09	0.00	0.00	389.09
210 Non-Proc. Residential	415	1,167.49	0.00	0.00	0.00	0.00
213 C&DD Pure Residential	188	208.18	0.00	0.00	0.00	0.00
230 Non-Processable Tampa	116	1,734.78	54,715.23	0.00	0.00	54,715.23
235 Tampa Ash	222	5,331.19	168,092.45	0.00	0.00	168,092.45
250 Nonprofit Recycl Resd	44	196.00	4,658.95	0.00	0.00	4,658.95
400 Tires	79	141.61	11,357.08	0.00	0.00	11,357.08
410 Tires - Residential	18	33.77	0.00	0.00	0.00	0.00
420 Tires - Municipal	0	0.00	0.00	0.00	0.00	0.00
430 Tires - Tampa	0	0.00	0.00	0.00	0.00	0.00
440 Tires - SWMD	0	0.00	0.00	0.00	0.00	0.00
444 Shredded Tires	0	0.00	0.00	0.00	0.00	0.00
450 Unshredded Tires	2	14.89	0.00	0.00	0.00	0.00
500 FF Scale Weight	4	0.00	20.00	0.00	0.00	20.00
625 RRF Ash @ Landfill	444	10,445.78	0.00	0.00	0.00	0.00
720 Metals Extraction	1	3.53	0.00	0.00	0.00	0.00
820 SWMD Non-Processable	3	3.79	0.00	0.00	0.00	0.00
900 Unable to Process	6	0.00	0.00	0.00	0.00	0.00
Grand Total	2,068	21,180.84	316,923.36	0.00	0.00	316,923.36

**Information Systems, Inc. ~ ISI
Southeast County Landfill**

For the month of: February, 2010

Material Type	Count	Net Wt (tn)	Tip \$	Spec \$	Tax \$	Total Fee \$
200 Non-Processable	436	1,332.21	54,628.81	0.00	0.00	54,628.81
202 C&DD Pure	139	226.29	9,277.89	0.00	0.00	9,277.89
205 Asbestos	3	14.32	587.12	0.00	0.00	587.12
210 Non-Proc. Residential	433	1,123.26	0.00	0.00	0.00	0.00
213 C&DD Pure Residential	198	222.14	0.00	0.00	0.00	0.00
215 Asbestos Residential	1	2.95	0.00	0.00	0.00	0.00
230 Non-Processable Tampa	115	1,780.40	56,147.01	0.00	0.00	56,147.01
235 Tampa Ash	229	5,476.13	172,662.35	0.00	0.00	172,662.35
250 Nonprofit Recycl Resd	31	116.51	2,768.29	0.00	0.00	2,768.29
400 Tires	71	141.02	11,313.78	0.00	0.00	11,313.78
410 Tires - Residential	14	15.34	0.00	0.00	0.00	0.00
440 Tires-SWMD	5	9.35	0.00	0.00	0.00	0.00
450 Unshredded Tires	1	8.12	0.00	0.00	0.00	0.00
500 FF Scale Weight	6	0.00	30.00	0.00	0.00	30.00
625 RRF Ash @ Landfill	387	9,008.70	0.00	0.00	0.00	0.00
720 Metals Extraction	1	3.49	0.00	0.00	0.00	0.00
820 SWMD Non-Processable	4	0.91	0.00	0.00	0.00	0.00
900 Unable to Process	4	0.00	0.00	0.00	0.00	0.00
Grand Total	2,076	19,481.14	307,415.25	0.00	0.00	307,415.25

**Information Systems, Inc. ~ ISI
Southeast County Landfill - Tires**

For the month of: February, 2010

<i>Material Type</i>	<i>Count</i>	<i>Net Wt (tn)</i>	<i>Tip \$</i>	<i>Spec \$</i>	<i>Tax \$</i>	<i>Total Fee \$</i>
400 Tires	71	141.02	11,313.78	0.00	0.00	11,313.78
410 Tires - Residential	14	15.34	0.00	0.00	0.00	0.00
440 Tires-SWMD	5	9.35	0.00	0.00	0.00	0.00
450 Unshredded Tires	1	8.12	0.00	0.00	0.00	0.00
Grand Total	91	173.83	11,313.78	0.00	0.00	11,313.78

~ (([Material Type]=400) OR ([Material Type]=410) OR ([Material Type]=420) OR ([Material Type]=430) OR ([Material Type]=440)

**Information Systems, Inc. ~ ISI
Southeast County Landfill**

For the month of: March, 2010

Material Type	Count	Net Wt (tn)	Tip \$	Spec \$	Tax \$	Total Fee \$
200 Non-Processable	435	1,174.82	48,189.76	0.00	0.00	48,189.76
202 C&DD Pure	171	280.93	11,518.13	0.00	0.00	11,518.13
205 Asbestos	2	1.97	80.77	0.00	0.00	80.77
210 Non-Proc. Residential	598	1,488.99	0.00	0.00	0.00	0.00
213 C&DD Pure Residential	246	256.71	0.00	0.00	0.00	0.00
230 Non-Processable Tampa	126	1,978.39	62,394.44	0.00	0.00	62,394.44
235 Tampa Ash	292	6,975.57	219,939.73	0.00	0.00	219,939.73
250 Nonprofit Recycl Resd	46	129.45	3,075.71	0.00	0.00	3,075.71
400 Tires	102	157.38	12,626.69	0.00	0.00	12,626.69
410 Tires - Residential	22	66.93	0.00	0.00	0.00	0.00
440 Tires-SWMD	4	4.70	0.00	0.00	0.00	0.00
500 FF Scale Weight	8	0.00	40.00	0.00	0.00	40.00
610 Proc. Transferred	56	1,213.24	0.00	0.00	0.00	0.00
625 RRF Ash @ Landfill	447	10,397.01	0.00	0.00	0.00	0.00
720 Metals Extraction	1	2.98	0.00	0.00	0.00	0.00
820 SWMD Non-Processable	3	4.13	0.00	0.00	0.00	0.00
900 Unable to Process	7	0.00	0.00	0.00	0.00	0.00
Grand Total	2,564	24,111.18	357,865.23	0.00	0.00	357,865.23

**Information Systems, Inc. ~ ISI
Southeast County Landfill - Tires**

For the month of: March, 2010

Material Type	Count	Net Wt (tn)	Tip \$	Spec \$	Tax \$	Total Fee \$
400 Tires	102	157.36	12,626.69	0.00	0.00	12,626.69
410 Tires - Residential	22	66.93	0.00	0.00	0.00	0.00
440 Tires-SWMD	4	4.70	0.00	0.00	0.00	0.00
Grand Total	128	228.99	12,626.69	0.00	0.00	12,626.69

~ (([Material Type]=400) OR ([Material Type]=410) OR ([Material Type]=420) OR ([Material Type]=430) OR ([Material Type]=440)

**SOUTHEAST COUNTY LANDFILL TONNAGE RECEIVED
and
BURIED**

	A	B	C	D	E	F	H	I	J	K	L	M	N	O	P	Q	R	S	T	U	
1	TONNAGE ANALYSIS by MATERIAL																				
2	TWO TWELVE MONTH PERIODS																				
3	MONTH	Processable (1) 100,110, 130,610,810	Non- Processable (2) 065,200,210, 220,230,820	Non-Profit Recycle Residue 250	R.R. Ash 625	City of Tampa Ash 235	Asbestos 205,215	C&DD 202,213, 233	LTP - Filter Cake 850	Tires 400,410, 420,430	TOTAL TONNAGE RECEIVED	SWMD Tires 440	Unshredable Tires 450	Less Tires	Less Metals Extraction 720	TOTAL TONNAGE BURIED	Existing Landfill Sections 1-6	New Landfill Sections 9	TOTAL TONNAGE BURIED		
6	October'08	13,351.34	6,665.92	215.53	8,158.07	6,441.00	69.25	729.40	0.00	235.33	35,865.84		46.08	(235.33)	(5.35)	35,671.24	35,671.24		35,671.24	0.00	
7	November'08	11,807.05	4,565.98	160.48	7,585.03	6,479.64	13.97	509.17	0.00	175.80	31,297.12		59.42	(175.80)	(3.13)	31,177.61	31,177.61		31,177.61	0.00	
8	December'08	12,855.02	3,663.03	129.71	8,629.06	7,267.92	2.86	490.85	0.00	218.29	33,256.74		30.18	(218.29)	(18.29)	33,050.34	33,050.34		33,050.34	0.00	
9	January'09	19,057.59	5,110.95	134.93	8,170.63	6,025.21	19.45	450.78	0.00	181.40	39,150.94		23.52	(181.40)	(10.82)	38,982.24	38,982.24		38,982.24	0.00	
10	February'09	11,487.33	5,418.01	79.28	7,789.80	6,774.91	52.84	541.98	0.00	188.70	32,332.85		0.00	(188.70)	(4.03)	32,140.12		32,140.12	32,140.12	0.00	
11	March'09	21,255.37	5,840.90	17.30	7,705.14	6,747.24	32.46	496.28	0.00	456.27	42,550.96		31.72	(456.27)	(6.49)	42,119.92	42,119.92		42,119.92	0.00	
12	April'09	19,269.86	5,704.09	0.00	5,938.16	7,101.22	66.51	675.52	0.00	460.85	39,216.21		31.09	(460.85)	(2.57)	38,783.88		38,783.88	38,783.88	0.00	
13	May'09	11,257.28	5,738.76	0.00	8,663.54	6,484.76	1.01	554.20	0.00	239.61	32,939.16		26.29	(239.61)	(7.37)	32,718.47	32,718.47		32,718.47	0.00	
14	June'09	10,750.45	6,820.40	0.00	8,085.34	7,189.89	0.44	783.03	0.00	217.23	33,846.78		38.75	(217.23)	(5.23)	33,663.07	33,663.07		33,663.07	0.00	
15	July'09	4,241.81	5,687.98	0.00	11,354.45	6,535.45	0.00	630.24	9.77	208.86	28,668.56		53.46	(208.86)	(25.35)	28,487.81	28,487.81		28,487.81	0.00	
16	August'09	1,057.68	5,062.32	63.05	10,563.21	6,142.80	0.00	662.73	0.00	211.03	23,762.82		40.05	(211.03)	(5.83)	23,586.01	23,586.01		23,586.01	0.00	
17	September'09	1,046.23	4,769.46	112.22	10,525.33	6,106.65	4.53	702.95	0.00	170.94	23,438.31		28.46	(170.94)	(3.26)	23,292.57	23,292.57		23,292.57	0.00	
18	YTD Total	137,437.01	65,047.80	912.50	103,167.76	79,296.69	263.32	7,227.13	9.77	2,964.31	396,326.29		409.02	(2,964.31)	(97.72)	393,673.28	138,881.43	254,791.85	393,673.28	0.00	
19																					
20	October'09	305.38	3,789.08	164.72	11,247.61	4,270.87	8.42	709.08	0.00	338.96	20,834.12	0.00	15.92	(338.96)	(3.22)	20,507.86		20,507.86	20,507.86	0.00	
21	November'09	139.77	3,180.22	179.93	11,349.80	5,891.34	41.33	451.30	0.00	245.42	21,479.11	9.09	27.89	(245.42)	(1.51)	21,269.16	21,269.16		21,269.16	0.00	
22	December'09	0.00	4,353.44	220.23	10,950.91	6,039.25	32.54	412.97	0.00	160.56	22,169.90	5.67	7.92	(160.56)	(5.59)	22,017.34	22,017.34		22,017.34	0.00	
23	January'10	0.00	4,414.99	196.00	10,445.76	5,331.19	9.49	589.61	0.00	190.27	21,177.31	0.00	0.00	(190.27)	(3.53)	20,983.51	20,983.51		20,983.51	0.00	
24	February'10	0.00	4,236.78	116.51	9,008.70	5,476.13	17.27	448.43	0.00	156.36	19,460.18	9.35	8.12	(173.83)	(3.49)	19,300.33	19,300.33		19,300.33	0.00	
25	March'10	1,213.24	4,624.33	129.45	10,397.01	6,975.57	1.97	537.64	0.00	224.29	24,103.50	4.70	0.00	(228.99)	(2.98)	23,876.23	23,876.23		23,876.23	0.00	
26	April'10	0.00						0.00	0.00	0.00	0.00		0.00	0.00	0.00	0.00	0.00		0.00	0.00	
27	May'10	0.00						0.00	0.00	0.00	0.00		0.00	0.00	0.00	0.00	0.00		0.00	0.00	
28	June'10	0.00						0.00	0.00	0.00	0.00		0.00	0.00	0.00	0.00	0.00		0.00	0.00	
29	July'10	0.00						0.00	0.00	0.00	0.00		0.00	0.00	0.00	0.00	0.00		0.00	0.00	
30	August'10	0.00						0.00	0.00	0.00	0.00		0.00	0.00	0.00	0.00	0.00		0.00	0.00	
31	September'10	0.00						0.00	0.00	0.00	0.00		0.00	0.00	0.00	0.00	0.00		0.00	0.00	
32	YTD Total	1,658.39	24,598.84	1,006.84	63,399.79	33,984.35	111.02	3,149.03	0.00	1,315.86	129,224.12	28.81	59.85	(1,338.03)	(20.32)	127,954.43	107,446.57	20,507.86	127,954.43	0.00	
33																	24,111.18		<= \$N\$33 + \$O\$33 - \$Q\$33		
34																	24,111.18		<= SWIMS Total		
35																	0.00		<= This number should be ZERO		
36																	0.00		<= Material 444 (Should not have had transac		
37	Thru Oct.	1,658.39																	<= This number should be ZERO		
38	Year End ONLY																				
39	Increase/(Decrease)	(135,778.62)	-40,448.96		-39,767.97	-45,312.34	-152.30	-4,078.10	-9.77	-1,648.45	-267,102.17		-349.17	1,626.28	77.40	-265,718.85	-31,434.86	-234,283.99	-265,718.85		
40	% Increase/(Decrease)	-98.79%	-62.18%		-38.55%	-57.14%	-57.84%	-56.43%	-100.00%	-55.61%	-67.39%		-85.37%	-54.86%	-79.21%	-67.50%	-22.63%	-91.95%	-67.50%		
41	FY 10 Total 12 Month	137,437.01	65,047.80		103,167.76	79,296.69	263.32	7,227.13	9.77	2,964.31	396,326.29		409.02	(2,964.31)	(97.72)	393,673.28	138,881.43	254,791.85	393,673.28		
42	Increase/(Decrease)	(135,778.62)	(40,448.96)		(39,767.97)	(45,312.34)	(152.30)	(4,078.10)	(9.77)	(1,648.45)	(267,102.17)		(349.17)	1,626.28	77.40	(265,718.85)	(31,434.86)	(234,283.99)	(265,718.85)		
43	FY 10 Total 12 Month	1,658.39	24,598.84		63,399.79	33,984.35	111.02	3,149.03		1,315.86	129,224.12		59.85	(1,338.03)	(20.32)	127,954.43	107,446.57	20,507.86	127,954.43		
44	Note's:	1. Processable includes Mixed Processable																			
45		2. Non-Processable includes Mixed Non-Processable																			
46		3. For Fiscal Year End unhide rows 39 thru 43.																			
47		4. Column 'G' Plastic/Emergency Rate is hidden.																			
48	Landfill Total	Less Processable, R.R. Ash, Tires, Shredded Tires, and Yard Waste Residential:										62,850.08									
49		Rate Non-processable Total:										230,089.16									
50												167,239.08									
51	FY 10 YTD Projection	1,809.15	26,835.10	1,098.37	69,163.41	37,073.84	121.11	3,435.31	0.00	1,435.48	140,971.77		65.29	-1,459.67	-22.17	139,586.65					

41193

Dept. Of Environmental Protection

JAN 13 2010

Southwest District ADMINISTRATORS

Lucia E. Garsys
Carl S. Harness
Eric R. Johnson
Michael S. Merrill
Manus J. O' Donnell
Edith M. Stewart



Hillsborough County Florida

Office of the County Administrator
Patricia G. Bean

BOARD OF COUNTY COMMISSIONERS

Kevin Beckner
Rose V. Ferlita
Ken Hagan
Al Higginbotham
Jim Norman
Mark Sharpe
Kevin White

January 11, 2010

Mr. Henry Freedenberg
Engineering Specialist III
Florida Department of Environmental Protection
Solid Waste Section
2600 Blair Stone Road, M.S. 4565
Tallahassee, FL 32399-2400

RE: Hillsborough County **Southeast County** Landfill - Waste Records

Dear Mr. Freedenberg:

In accordance with Permit No. 35435-014-SO/01, Specific Condition No. D.3.a, the Hillsborough County Solid Waste Management Department (SWMD) is submitting the waste records data for the Southeast County Landfill.

This report includes the waste records for the quarter from October 2009 through December 2009. Should you have any questions concerning the information provided, please contact me at the SWMD at 813-276-2956.

Sincerely,

Megan J. Miller, P.E.
Landfill Services Section
Solid Waste Management Department

Attachments

xc: Larry Ruiz, SWMD
Susan Pelz, FDEP Southwest District
Ron Cope, EPC

G:\ALFS\SOUTHEAST\2009 monthly reports\qtrly wst records 4Q2009.doc

INSERTED INTO OCULUS
MAR 12 2010
INITIAL *ML*

**Information Systems, Inc. ~ ISI
Southeast County Landfill**

For the month of: October, 2009

Material Type	Count	Net Wt (tn)	Tip \$	Spec \$	Tax \$	Total Fee \$
100 Processable	32	187.94	12,855.07	0.00	0.00	12,855.07
110 Processable Resld.	10	117.44	0.00	0.00	0.00	0.00
200 Non-Processable	355	885.18	38,309.19	0.00	0.00	38,309.19
202 C&DD Pure	203	410.13	16,817.79	0.00	0.00	16,817.79
205 Asbestos	2	8.11	332.51	0.00	0.00	332.51
210 Non-Proc. Residential	530	1,543.53	0.00	0.00	0.00	0.00
213 C&DD Pure Residential	270	298.95	0.00	0.00	0.00	0.00
215 Asbestos Residential	1	0.31	0.00	0.00	0.00	0.00
230 Non-Processable Tampa	87	1,359.86	42,886.78	0.00	0.00	42,886.78
235 Tampa Ash	181	4,270.87	134,660.57	0.00	0.00	134,660.57
250 Nonprofit Recycl Resd	60	164.72	3,913.74	0.00	0.00	3,913.74
400 Tires	88	169.41	13,588.27	0.00	0.00	13,588.27
410 Tires - Residential	10	27.53	0.00	0.00	0.00	0.00
430 Tires - Tampa	12	142.02	11,389.99	0.00	0.00	11,389.99
450 Unshredded Tires	2	15.92	0.00	0.00	0.00	0.00
500 FF Scale Weight	12	0.00	60.00	0.00	0.00	60.00
625 RRF Ash @ Landfill	494	11,247.61	0.00	0.00	0.00	0.00
720 Metals Extraction	1	3.22	0.00	0.00	0.00	0.00
820 SWMD Non-Processable	4	0.51	0.00	0.00	0.00	0.00
900 Unable to Process	4	0.00	0.00	0.00	0.00	0.00
Grand Total	2,358	20,853.28	272,813.91	0.00	0.00	272,813.91

**Information Systems, Inc. ~ ISI
Southeast County Landfill**

For the month of: November, 2009

<i>Material Type</i>	<i>Count</i>	<i>Net Wt (tn)</i>	<i>Tip \$</i>	<i>Spec \$</i>	<i>Tax \$</i>	<i>Total Fee \$</i>
100 Processable	12	75.48	5,162.84	0.00	0.00	5,162.84
110 Processable Resid.	5	64.29	0.00	0.00	0.00	0.00
200 Non-Processable	302	665.39	27,297.80	0.00	0.00	27,297.80
202 C&DD Pure	143	333.44	13,674.32	0.00	0.00	13,674.32
205 Asbestos	9	40.69	1,669.52	0.00	0.00	1,669.52
210 Non-Proc. Residential	572	1,399.78	0.00	0.00	0.00	0.00
213 C&DD Pure Residential	104	117.86	0.00	0.00	0.00	0.00
215 Asbestos Residential	1	0.84	0.00	0.00	0.00	0.00
230 Non-Processable Tampa	72	1,114.59	35,153.05	0.00	0.00	35,153.05
235 Tampa Ash	242	5,891.34	185,754.00	0.00	0.00	185,754.00
250 Nonprofit Recycl Resd	54	179.93	4,275.15	0.00	0.00	4,275.15
400 Tires	71	145.76	11,695.57	0.00	0.00	11,695.57
410 Tires - Residential	10	23.25	0.00	0.00	0.00	0.00
430 Tires - Tampa	5	67.32	5,399.06	0.00	0.00	5,399.06
440 Tires-SWMD	5	9.09	0.00	0.00	0.00	0.00
450 Unshredded Tires	4	27.89	0.00	0.00	0.00	0.00
500 *FF Scale Weight	7	0.00	35.00	0.00	0.00	35.00
625 RRF Ash @ Landfill	484	11,349.80	0.00	0.00	0.00	0.00
720 Metals Extraction	1	1.51	0.00	0.00	0.00	0.00
820 SWMD Non-Processable	4	0.46	0.00	0.00	0.00	0.00
900 Unable to Process	1	0.00	0.00	0.00	0.00	0.00
Grand Total	2,108	21,508.51	290,116.31	0.00	0.00	290,116.31

**Information Systems, Inc. ~ ISI
Southeast County Landfill**

For the month of: December, 2009

Material Type	Count	Net Wt (tn)	Tip \$	Spec \$	Tax \$	Total Fee \$
200 Non-Processable	329	914.31	37,495.32	0.00	0.00	37,495.32
202 C&DD Pure	131	280.32	11,495.99	0.00	0.00	11,495.99
205 Asbestos	6	32.54	1,334.14	0.00	0.00	1,334.14
210 Non-Proc. Residential	505	1,371.18	0.00	0.00	0.00	0.00
213 C&DD Pure Residential	126	132.65	0.00	0.00	0.00	0.00
230 Non-Processable Tampa	126	2,058.87	64,929.09	0.00	0.00	64,929.09
235 Tampa Ash	255	6,039.25	190,417.50	0.00	0.00	190,417.50
250 Nonprofit Recycl Resd	57	220.23	5,232.66	0.00	0.00	5,232.66
400 Tires	77	136.11	10,922.43	0.00	0.00	10,922.43
410 Tires - Residential	16	24.45	0.00	0.00	0.00	0.00
440 Tires-SWMD	4	5.67	0.00	0.00	0.00	0.00
444 Shredded Tires	7	53.20	0.00	0.00	0.00	0.00
450 Unshredded Tires	1	7.92	0.00	0.00	0.00	0.00
500 FF Scale Weight	4	0.00	20.00	0.00	0.00	20.00
625 RRF Ash @ Landfill	470	10,950.91	0.00	0.00	0.00	0.00
720 Metals Extraction	3	5.59	0.00	0.00	0.00	0.00
820 SWMD Non-Processable	6	9.08	0.00	0.00	0.00	0.00
900 Unable to Process	8	0.00	0.00	0.00	0.00	0.00
Grand Total	2,131	22,242.28	321,847.13	0.00	0.00	321,847.13

Hills - to file original to TAC



Hillsborough County
Florida

Office of the County Administrator
Patricia G. Bean

BOARD OF COUNTY COMMISSIONERS

Kevin Beckner
Rose V. Ferlita
Ken Hagan
Al Higginbotham
Jim Norman
Mark Sharpe
Kevin White

ADMINISTRATORS

Lucia E. Garsys
Carl S. Harness
Eric R. Johnson
Michael S. Merrill
Manus J. O' Donnell
Edith M. Stewart

October 12, 2009

Dept. of Environmental Protection

OCT 14 2009

Southwest District

Mr. Henry Freedenberg
Engineering Specialist III
Florida Department of Environmental Protection
Solid Waste Section
2600 Blair Stone Road, M.S. 4565
Tallahassee, FL 32399-2400

RE: Hillsborough County Southeast County Landfill – Waste Records

Dear Mr. Freedenberg:

In accordance with Permit No. 35435-014-SO/01, Specific Condition No. D.3.a, the Hillsborough County Solid Waste Management Department (SWMD) is submitting the waste records data for the Southeast County Landfill.

This report includes the waste records for the quarter from July 2009 through September 2009. Should you have any questions concerning the information provided, please contact me at the SWMD at 813-276-2956.

Sincerely,

Megan J. Miller, P.E.
Landfill Services Section
Solid Waste Management Department

Attachments

xc: Larry Ruiz, SWMD
Susan Pelz, FDEP Southwest District
Ron Cope, EPC

G:\LFS\SOUTHEAST\2009 monthly reports\qtrly wst records 3Q2009.doc

**Information Systems, Inc. ~ ISI
Southeast County Landfill**

For the month of: July, 2009

Material Type	Count	Net Wt (tn)	Tip \$	Spec \$	Tax \$	Total Fee \$
100 Processable	33	155.39	10,319.47	0.00	0.00	10,319.47
110 Processable Resid.	16	200.48	0.00	0.00	0.00	0.00
200 Non-Processable	328	1,063.42	42,324.58	0.00	0.00	42,324.58
202 C&DD Pure	147	238.98	9,509.10	0.00	0.00	9,509.10
210 Non-Proc. Residential	613	2,309.60	0.00	0.00	0.00	0.00
213 C&DD Pure Residential	330	391.28	0.00	0.00	0.00	0.00
230 Non-Processable Tampa	132	2,314.68	70,832.57	0.00	0.00	70,832.57
235 Tampa Ash	276	6,535.45	199,984.77	0.00	0.00	199,984.77
400 Tires	79	173.34	13,491.01	0.00	0.00	13,491.01
410 Tires - Residential	15	35.52	0.00	0.00	0.00	0.00
450 Unshredded Tires	9	53.48	0.00	0.00	0.00	0.00
500 FF Scale Weight	3	0.00	15.00	0.00	0.00	15.00
610 Proc. Transferred	187	3,885.94	0.00	0.00	0.00	0.00
625 RRF Ash @ Landfill	491	11,354.45	0.00	0.00	0.00	0.00
720 Metals Extraction	2	25.35	0.00	0.00	0.00	0.00
790 Waste Relocation	1	18.23	0.00	0.00	0.00	0.00
820 SWMD Non-Processable	3	0.28	0.00	0.00	0.00	0.00
850 LTP Filter Cake	1	9.77	0.00	0.00	0.00	0.00
900 Unable to Process	7	0.00	0.00	0.00	0.00	0.00
Grand Total	2,673	28,765.60	348,476.48	0.00	0.00	348,476.48

**Information Systems, Inc. ~ ISI
Southeast County Landfill**

For the month of: August, 2009

Material Type	Count	Net Wt (tn)	Tip \$	Spec \$	Tax \$	Total Fee \$
100 Processable	24	120.89	8,028.31	0.00	0.00	8,028.31
110 Processable Resid.	6	63.81	0.00	0.00	0.00	0.00
200 Non-Processable	296	659.74	26,257.01	0.00	0.00	26,257.01
202 C&DD Pure	178	343.90	13,685.37	0.00	0.00	13,685.37
210 Non-Proc. Residential	653	2,297.09	0.00	0.00	0.00	0.00
213 C&DD Pure Residential	283	318.83	0.00	0.00	0.00	0.00
230 Non-Processable Tampa	123	2,105.48	64,431.94	0.00	0.00	64,431.94
235 Tampa Ash	259	6,142.80	187,989.74	0.00	0.00	187,989.74
250 Nonprofit Recycl Resd	6	63.05	1,467.17	0.00	0.00	1,467.17
400 Tires	88	180.60	14,056.08	0.00	0.00	14,056.08
410 Tires - Residential	12	30.43	0.00	0.00	0.00	0.00
450 Unshredded Tires	3	40.05	0.00	0.00	0.00	0.00
500 FF Scale Weight	7	0.00	35.00	0.00	0.00	35.00
610 Proc. Transferred	43	872.98	0.00	0.00	0.00	0.00
625 RRF Ash @ Landfill	461	10,563.21	0.00	0.00	0.00	0.00
720 Metals Extraction	2	5.83	0.00	0.00	0.00	0.00
790 Waste Relocation	2	33.61	0.00	0.00	0.00	0.00
900 Unable to Process	5	0.00	0.00	0.00	0.00	0.00
Grand Total	2,451	23,842.30	315,930.62	0.00	0.00	315,930.62

**Information Systems, Inc. ~ ISI
Southeast County Landfill**

For the month of: September, 2009

Material Type	Count	Net Wt (tn)	Tip \$	Spec \$	Tax \$	Total Fee \$
100 Processable	37	203.38	13,508.46	0.00	0.00	13,508.46
110 Processable Resid.	22	287.00	0.00	0.00	0.00	0.00
200 Non-Processable	315	628.43	25,006.44	0.00	0.00	25,006.44
202 C&DD Pure	172	348.52	13,867.58	0.00	0.00	13,867.58
205 Asbestos	1	3.39	134.89	0.00	0.00	134.89
210 Non-Proc. Residential	645	2,145.07	0.00	0.00	0.00	0.00
213 C&DD Pure Residential	266	354.43	0.00	0.00	0.00	0.00
215 Asbestos Residential	1	1.14	0.00	0.00	0.00	0.00
230 Non-Processable Tampa	126	1,995.96	61,096.23	0.00	0.00	61,096.23
235 Tampa Ash	259	6,106.65	186,863.54	0.00	0.00	186,863.54
250 Nonprofit Recycl Resd	11	112.22	2,611.37	0.00	0.00	2,611.37
400 Tires	74	144.10	11,215.25	0.00	0.00	11,215.25
410 Tires - Residential	12	23.77	0.00	0.00	0.00	0.00
420 Tires - Municipal	1	3.07	238.94	0.00	0.00	238.94
450 Unshredded Tires	3	28.46	0.00	0.00	0.00	0.00
500 FF Scale Weight	7	0.00	35.00	0.00	0.00	35.00
610 Proc. Transferred	31	555.85	0.00	0.00	0.00	0.00
625 RRF Ash @ Landfill	457	10,525.33	0.00	0.00	0.00	0.00
720 Metals Extraction	2	3.26	0.00	0.00	0.00	0.00
900 Unable to Process	7	0.00	0.00	0.00	0.00	0.00
Grand Total	2,449	23,470.03	314,575.70	0.00	0.00	314,575.70

11193
waste
county



Hillsborough County Florida

Office of the County Administrator
Patricia G. Bean

BOARD OF COUNTY COMMISSIONERS

Kevin Beckner
Rose V. Ferlita
Ken Hagan
Al Higginbotham
Jim Norman
Mark Sharpe
Kevin White

ADMINISTRATORS

Lucia E. Garsys
Carl S. Harness
Eric R. Johnson
Michael S. Merrill
Manus J. O' Donnell
Edith M. Stewart

July 6, 2009

Dept. of Environmental Protection

JUL 07 2009

Southwest District

Mr. Henry Freedenberg
Engineering Specialist III
Florida Department of Environmental Protection
Solid Waste Section
2600 Blair Stone Road, M.S. 4565
Tallahassee, FL 32399-2400

RE: Hillsborough County Southeast County Landfill – Waste Records

Dear Mr. Freedenberg:

In accordance with Permit No. 35435-014-SO/01, Specific Condition No. D.3.a, the Hillsborough County Solid Waste Management Department (SWMD) is submitting the waste records data for the Southeast County Landfill.

This report includes the waste records for the quarter from April 2009 through June 2009. Should you have any questions concerning the information provided, please contact me at the SWMD at 813-276-2956.

Sincerely,

Megan J. Miller, P.E.
Landfill Services Section
Solid Waste Management Department

Attachments

xc: Larry Ruiz, SWMD
Susan Pelz, FDEP Southwest District
Ron Cope, EPC

G:\LFS\SOUTHEAST\2009 monthly reports\qtrly wst records 2Q2009.doc

INSERTED INTO OCULUS
308913
AUG 03 2009
INITIAL MLJ

Post Office Box 1110 · Tampa, Florida 33601

www.hillsboroughcounty.org

An Affirmative Action/Equal Opportunity Employer

**Information Systems, Inc. ~ ISI
Southeast County Landfill**

For the month of: April, 2009

<i>Material Type</i>	<i>Count</i>	<i>Net Wt (tn)</i>	<i>Tip \$</i>	<i>Spec \$</i>	<i>Tax \$</i>	<i>Total Fee \$</i>
100 Processable	37	201.61	13,388.92	0.00	0.00	13,388.92
110 Processable Resid.	20	224.70	0.00	0.00	0.00	0.00
200 Non-Processable	344	901.02	35,861.08	0.13	0.00	35,861.21
202 C&DD Pure	183	355.26	14,139.67	0.00	0.00	14,139.67
205 Asbestos	10	66.01	2,626.54	0.00	0.00	2,626.54
210 Non-Proc. Residential	623	2,227.05	0.00	0.00	0.00	0.00
213 C&DD Pure Residential	313	320.26	0.00	0.00	0.00	0.00
215 Asbestos Residential	1	0.50	0.00	0.00	0.00	0.00
230 Non-Processable Tampa	156	2,575.49	78,812.72	0.00	0.00	78,812.72
235 Tampa Ash	293	7,091.22	216,991.34	0.00	0.00	216,991.34
400 Tires	93	140.53	10,938.20	0.00	0.00	10,938.20
410 Tires - Residential	13	38.87	0.00	0.00	0.00	0.00
430 Tires - Tampa	28	281.45	21,905.21	0.00	0.00	21,905.21
450 Unshredded Tires	3	31.09	0.00	0.00	0.00	0.00
500 FF Scale Weight	7	0.00	35.00	0.00	0.00	35.00
610 Proc. Transferred	965	18,843.55	0.00	0.00	0.00	0.00
625 RRF Ash @ Landfill	234	5,938.16	0.00	0.00	0.00	0.00
720 Metals Extraction	1	2.57	0.00	0.00	0.00	0.00
790 Waste Relocation	72	837.44	0.00	0.00	0.00	0.00
820 SWMD Non-Processable	4	0.53	0.00	0.00	0.00	0.00
900 Unable to Process	11	0.00	0.00	0.00	0.00	0.00
Grand Total	3,411	40,077.31	394,698.68	0.13	0.00	394,698.81

**Information Systems, Inc. ~ ISI
Southeast County Landfill - Tires**

For the month of: April, 2009

<i>Material Type</i>	<i>Count</i>	<i>Net Wt (tn)</i>	<i>Tip \$</i>	<i>Spec \$</i>	<i>Tax \$</i>	<i>Total Fee \$</i>
400 Tires	93	140.53	10,938.20	0.00	0.00	10,938.20
410 Tires - Residential	13	38.87	0.00	0.00	0.00	0.00
430 Tires - Tampa	28	281.45	21,905.21	0.00	0.00	21,905.21
Grand Total	134	460.85	32,843.41	0.00	0.00	32,843.41

~ (([Material Type]=400) OR ([Material Type]=410) OR ([Material Type]=420) OR ([Material Type]=430) OR ([Material Type]=840))

**Information Systems, Inc. ~ ISI
Southeast County Landfill**

For the month of: **May, 2009**


Material Type	Count	Net Wt (tn)	Tip \$	Spec \$	Tax \$	Total Fee \$
100 Processable	27	131.32	8,720.98	0.00	0.00	8,720.98
110 Processable Resid.	26	367.04	0.00	0.00	0.00	0.00
200 Non-Processable	355	1,289.22	51,308.36	0.00	0.00	51,308.36
202 C&DD Pure	116	208.37	8,294.19	0.00	0.00	8,294.19
205 Asbestos	2	1.01	40.19	0.00	0.00	40.19
210 Non-Proc. Residential	611	2,223.63	0.00	0.00	0.00	0.00
213 C&DD Pure Residential	291	345.83	0.00	0.00	0.00	0.00
230 Non-Processable Tampa	136	2,225.65	68,112.78	0.00	0.00	68,112.78
235 Tampa Ash	272	8,484.76	198,433.53	0.00	0.00	198,433.53
400 Tires	103	220.47	17,159.17	0.00	0.00	17,159.17
410 Tires - Residential	14	19.14	0.00	0.00	0.00	0.00
450 Unshredded Tires	4	28.29	0.00	0.00	0.00	0.00
500 FF Scale Weight	2	0.00	10.00	0.00	0.00	10.00
610 Proc. Transferred	519	10,758.92	0.00	0.00	0.00	0.00
625 RRF Ash @ Landfill	383	8,663.54	0.00	0.00	0.00	0.00
720 Metals Extraction	2	7.37	0.00	0.00	0.00	0.00
790 Waste Relocation	138	1,901.05	0.00	0.00	0.00	0.00
820 SWMD Non-Processable	3	0.26	0.00	0.00	0.00	0.00
900 Unable to Process	7	0.00	0.00	0.00	0.00	0.00
Grand: Total	3,011	34,873.87	352,077.20	0.00	0.00	352,077.20

**Information Systems, Inc. ~ ISI
Southeast County Landfill**

For the month of: June, 2009

Material Type	Count	Net Wt (tn)	Tip \$	Spec \$	Tax \$	Total Fee \$
100 Processable	28	180.74	12,002.92	0.00	0.00	12,002.92
110 Processable Resid.	13	157.83	0.00	0.00	0.00	0.00
200 Non-Processable	457	1,925.05	76,610.00	0.00	0.00	76,610.00
202 C&DD Pure	183	443.94	17,664.35	0.00	0.00	17,664.35
210 Non-Proc. Residential	679	2,411.88	0.00	0.00	0.00	0.00
213 C&DD Pure Residential	281	339.09	0.00	0.00	0.00	0.00
215 Asbestos Residential	1	0.44	0.00	0.00	0.00	0.00
230 Non-Processable Tampa	146	2,474.67	75,727.40	0.00	0.00	75,727.40
235 Tampa Ash	300	7,189.89	220,010.64	0.00	0.00	220,010.64
400 Tires	103	176.33	13,726.06	0.00	0.00	13,726.06
410 Tires - Residential	16	34.52	0.00	0.00	0.00	0.00
420 Tires - Municipal	2	6.38	496.55	0.00	0.00	496.55
450 Unshredded Tires	4	38.75	0.00	0.00	0.00	0.00
500 FF Scale Weight	4	0.00	20.00	0.00	0.00	20.00
610 Proc. Transferred	523	10,411.88	0.00	0.00	0.00	0.00
625 RRF Ash @ Landfill	357	8,085.34	0.00	0.00	0.00	0.00
720 Metals Extraction	2	5.23	0.00	0.00	0.00	0.00
820 SWMD Non-Processable	6	8.82	0.00	0.00	0.00	0.00
900 Unable to Process	10	0.00	0.00	0.00	0.00	0.00
Grand Total	3,115	33,890.76	416,257.92	0.00	0.00	416,257.92

41193
WQR



Hillsborough County Florida

Office of the County Administrator
Patricia G. Bean

BOARD OF COUNTY COMMISSIONERS

Kevin Beckner
Rose V. Ferlita
Ken Hagan
Al Higginbotham
Jim Norman
Mark Sharpe
Kevin White

ADMINISTRATORS

Lucia E. Garsys
Carl S. Harness
Eric R. Johnson
Michael S. Merrill
Manus J. O' Donnell
Edith M. Stewart

April 15, 2009

Mr. Henry Freedenberg
Engineering Specialist III
Florida Department of Environmental Protection
Solid Waste Section
2600 Blair Stone Road, M.S. 4565
Tallahassee, FL 32399-2400

Dept. of Environmental Protection

APR 16 2009

Southwest District

RE: Hillsborough County Southeast County Landfill – Waste Records

Dear Mr. Freedenberg:

Attached please find the table "Southeast County Landfill Tonnage Received and Buried" which contains updated tonnage information for January 2009 through March 2009 for your files. Please attach this to the waste records data for the Southeast County Landfill, which was previously submitted by the Hillsborough County Solid Waste Management Department (SWMD) in accordance with Permit No. 35435-014-SO/01, Specific Condition No. D.3.a.

Should you have any questions concerning the information provided, please contact me at the SWMD at 813-276-2956.

Sincerely,

Megan J. Miller, P.E.
Landfill Services Section
Solid Waste Management Department

Attachment

xc: Larry Ruiz, SWMD
Susan Pelz, FDEP Southwest District
Ron Cope, EPC

INSERTED INTO OCULUS
277790
MAY 21 2009
INITIAL M#

G:\LFS\SOUTHEAST\2009 monthly reports\qtrly wst records 1Q2009-A.doc

41193
WQR



Hillsborough County Florida

Office of the County Administrator
Patricia G. Bean

BOARD OF COUNTY COMMISSIONERS

Kevin Beckner
Rose V. Ferlita
Ken Hagan
Al Higginbotham
Jim Norman
Mark Sharpe
Kevin White

ADMINISTRATORS

Lucia E. Garsys
Carl S. Harness
Eric R. Johnson
Michael S. Merrill
Manus J. O' Donnell
Edith M. Stewart

Dept. of Environmental Protection

APR 14 2009

Southwest District

April 10, 2009

Mr. Henry Freedenberg
Engineering Specialist III
Florida Department of Environmental Protection
Solid Waste Section
2600 Blair Stone Road, M.S. 4565
Tallahassee, FL 32399-2400

RE: Hillsborough County Southeast County Landfill – Waste Records

Dear Mr. Freedenberg:

In accordance with Permit No. 35435-014-SO/01, Specific Condition No. D.3.a, the Hillsborough County Solid Waste Management Department (SWMD) is submitting the waste records data for the Southeast County Landfill. Due to processing delays within the County's SWIMS system, the table "Southeast County Landfill Tonnage Received and Buried" is not available at this time. It will be forwarded under separate cover once it is complete.

This report includes the waste records for the quarter from January 2009 through March 2009. Should you have any questions concerning the information provided, please contact me at the SWMD at 813-276-2956.

Sincerely,

Megan J. Miller, P.E.
Landfill Services Section
Solid Waste Management Department

Attachments

xc: Larry Ruiz, SWMD
Susan Pelz, FDEP Southwest District
Ron Cope, EPC

INSERTED INTO OCULUS
27791
MAY 21 2009
INITIAL M J

\\S\SWMD\2009 monthly reports\qtrly wst records 1Q2009.doc

**Information Systems, Inc. ~ ISI
Southeast County Landfill**

For the month of: January, 2009

Material Type	Count	Net Wt (tn)	Tip \$	Spec \$	Tax \$	Total Fee \$
100 Processable	36	231.02	15,342.04	0.00	0.00	15,342.04
110 Processable Resid.	41	554.73	0.00	0.00	0.00	0.00
200 Non-Processable	324	731.41	29,115.23	0.00	0.00	29,115.23
202 C&DD Pure	132	237.57	9,452.89	0.00	0.00	9,452.89
205 Asbestos	3	19.45	773.91	0.00	0.00	773.91
210 Non-Proc. Residential	607	2,012.41	0.00	0.00	0.00	0.00
213 C&DD Pure Residential	174	213.21	0.00	0.00	0.00	0.00
230 Non-Processable Tampa	154	2,365.64	72,393.22	0.00	0.00	72,393.22
235 Tampa Ash	247	6,025.21	184,371.41	0.00	0.00	184,371.41
250 Nonprofit Recycl Resd	11	134.93	3,139.82	0.00	0.00	3,139.82
400 Tires	76	142.04	11,054.97	0.00	0.00	11,054.97
410 Tires - Residential	11	26.31	0.00	0.00	0.00	0.00
420 Tires - Municipal	3	13.05	1,015.68	0.00	0.00	1,015.68
450 Unshredded Tires	3	23.52	0.00	0.00	0.00	0.00
500 FF Scale Weight	7	0.00	35.00	0.00	0.00	35.00
610 Proc. Transferred	989	18,271.84	0.00	0.00	0.00	0.00
625 RRF Ash @ Landfill	328	8,170.63	0.00	0.00	0.00	0.00
720 Metals Extraction	3	10.82	0.00	0.00	0.00	0.00
820 SWMD Non-Processable	3	1.49	0.00	0.00	0.00	0.00
900 Unable to Process	11	0.00	0.00	0.00	0.00	0.00
Grand Total	3,163	39,185.28	326,694.17	0.00	0.00	326,694.17

**Information Systems, Inc. ~ ISI
Southeast County Landfill**

For the month of: February, 2009

Material Type	Count	Net Wt (tn)	Tip \$	Spec \$	Tax \$	Total Fee \$
100 Processable	31	163.87	10,882.60	0.00	0.00	10,882.60
110 Processable Resid.	16	154.23	0.00	0.00	0.00	0.00
200 Non-Processable	303	627.29	24,985.34	0.00	0.00	24,985.34
202 C&DD Pure	144	321.44	12,791.33	0.00	0.00	12,791.33
205 Asbestos	8	52.84	2,102.50	0.00	0.00	2,102.50
210 Non-Proc. Residential	558	1,846.90	0.00	0.00	0.00	0.00
213 C&DD Pure Residential	175	220.54	0.00	0.00	0.00	0.00
230 Non-Processable Tampa	184	2,940.29	89,976.18	0.00	0.00	89,976.18
235 Tampa Ash	285	6,774.91	207,312.27	0.00	0.00	207,312.27
250 Nonprofit Recycl Resd	7	79.28	1,844.84	0.00	0.00	1,844.84
400 Tires	86	156.60	12,189.74	0.00	0.00	12,189.74
410 Tires - Residential	8	24.92	0.00	0.00	0.00	0.00
420 Tires - Municipal	2	7.18	558.81	0.00	0.00	558.81
500 FF Scale Weight	3	0.00	15.00	0.00	0.00	15.00
610 Proc. Transferred	578	11,169.23	0.00	0.00	0.00	0.00
625 RRF Ash @ Landfill	305	7,789.80	0.00	0.00	0.00	0.00
720 Metals Extraction	1	4.03	0.00	0.00	0.00	0.00
820 SWMD Non-Processable	6	3.53	0.00	0.00	0.00	0.00
900 Unable to Process	7	0.00	0.00	0.00	0.00	0.00
Grand Total	2,707	32,336.88	362,658.61	0.00	0.00	362,658.61

**Information Systems, Inc. ~ ISI
Southeast County Landfill**

For the month of: March, 2009


Material Type	Count	Net Wt (tn)	Tip \$	Spec \$	Tax \$	Total Fee \$
100 Processable	37	211.89	14,071.63	0.00	0.00	14,071.63
110 Processable Resid.	27	369.28	0.00	0.00	0.00	0.00
130 Processable-Tampa	128	2,228.79	124,945.95	0.00	0.00	124,945.95
200 Non-Processable	370	1,459.74	58,091.43	0.00	0.00	58,091.43
202 C&DD Pure	120	239.46	9,528.92	0.00	0.00	9,528.92
205 Asbestos	5	32.46	1,291.58	0.00	0.00	1,291.58
210 Non-Proc. Residential	671	2,232.05	0.00	0.00	0.00	0.00
213 C&DD Pure Residential	218	256.82	0.00	0.00	0.00	0.00
230 Non-Processable Tampa	141	2,148.36	65,744.12	0.00	0.00	65,744.12
235 Tampa Ash	281	6,747.24	206,465.56	0.00	0.00	206,465.56
250 Nonprofit Recycl Resd	2	17.30	402.57	0.00	0.00	402.57
400 Tires	105	203.71	15,855.50	0.00	0.00	15,855.50
410 Tires - Residential	20	49.11	0.00	0.00	0.00	0.00
420 Tires - Municipal	4	15.60	1,214.15	0.00	0.00	1,214.15
430 Tires - Tampa	22	187.85	14,620.37	0.00	0.00	14,620.37
450 Unshredded Tires	3	31.72	0.00	0.00	0.00	0.00
500 FF Scale Weight	4	0.00	20.00	0.00	0.00	20.00
610 Proc. Transferred	963	18,445.41	0.00	0.00	0.00	0.00
625 RRF Ash @ Landfill	299	7,705.14	0.00	0.00	0.00	0.00
720 Metals Extraction	2	6.49	0.00	0.00	0.00	0.00
820 SWMD Non-Processable	4	0.75	0.00	0.00	0.00	0.00
900 Unable to Process	7	0.00	0.00	0.00	0.00	0.00
Grand Total	3,433	42,589.17	512,251.78	0.00	0.00	512,251.78

41193
WGR

Dept. of Environmental Protection

JAN 16 2009

Southwest District



Hillsborough County Florida

Office of the County Administrator
Patricia G. Bean

BOARD OF COUNTY COMMISSIONERS

- Kevin Beckner
- Rose V. Ferlita
- Ken Hagan
- Al Higginbotham
- Jim Norman
- Mark Sharpe
- Kevin White

ADMINISTRATORS

- Lucia E. Garsys
- Carl S. Harness
- Eric R. Johnson
- Michael S. Merrill
- Manus J. O' Donnell
- Edith M. Stewart

January 13, 2009

Mr. Henry Freedenberg
 Engineering Specialist III
 Florida Department of Environmental Protection
 Solid Waste Section
 2600 Blair Stone Road, M.S. 4565
 Tallahassee, FL 32399-2400

RE: Hillsborough County Southeast County Landfill – Waste Records

Dear Mr. Freedenberg:

In accordance with Permit No. 35435-006-SO, Specific Condition No. 11 and Permit No. 35435-014-SO/01 (issued December 29, 2008), Specific Condition No. D.3.a, the Hillsborough County Solid Waste Management Department (SWMD) is submitting the waste records data for the Southeast County Landfill.

This report includes the waste records for the quarter from October 2008 through December 2008. Should you have any questions concerning the information provided, please contact me at the SWMD at 813-276-2956.

Sincerely,

Megan J. Miller, P.E.
 Landfill Services Section
 Solid Waste Management Department

Attachments

- xc: Larry Ruiz, SWMD
 Susan Pelz, FDEP Southwest District
 Ron Cope, EPC

INSERTED INTO OCULUS
 277784
 MAY 21 2009
 INITIAL *MLH*

G:\LFS\SOUTHEAST\2008 monthly reports\qtrly wst records 4Q2008.doc

Post Office Box 1110 · Tampa, Florida 33601

www.hillsboroughcounty.org

An Affirmative Action/Equal Opportunity Employer

**Information Systems, Inc. ~ ISI
Southeast County Landfill**

For the month of: **October, 2008**

<i>Material Type</i>	<i>Count</i>	<i>Net Wt (tn)</i>	<i>Tip \$</i>	<i>Spec \$</i>	<i>Tax \$</i>	<i>Total Fee \$</i>
100 Processable	39	228.87	15,199.27	0.00	0.00	15,199.27
110 Processable Resid.	31	316.36	0.00	0.00	0.00	0.00
200 Non-Processable	379	1,713.19	68,172.59	0.00	0.00	68,172.59
202 C&DD Pure	179	465.83	18,535.35	0.00	0.00	18,535.35
205 Asbestos	12	69.25	2,755.46	0.00	0.00	2,755.46
210 Non-Proc. Residential	536	2,090.65	0.00	0.00	0.00	0.00
213 C&DD Pure Residential	208	263.57	0.00	0.00	0.00	0.00
230 Non-Processable Tampa	185	2,851.42	87,261.11	0.00	0.00	87,261.11
235 Tampa Ash	264	6,441.00	197,094.62	0.00	0.00	197,094.62
250 Nonprofit Recycl Resd	76	215.53	5,015.37	0.00	0.00	5,015.37
400 Tires	90	171.45	13,343.96	0.00	0.00	13,343.96
410 Tires - Residential	13	39.99	0.00	0.00	0.00	0.00
420 Tires - Municipal	6	23.89	1,859.36	0.00	0.00	1,859.36
450 Unshredded Tires	6	46.08	0.00	0.00	0.00	0.00
500 FF Scale Weight	5	0.00	25.00	0.00	0.00	25.00
610 Proc. Transferred	693	12,806.11	0.00	0.00	0.00	0.00
625 RRF Ash @ Landfill	321	8,158.07	0.00	0.00	0.00	0.00
720 Metals Extraction	2	5.35	0.00	0.00	0.00	0.00
820 SWMD Non-Processable	3	0.66	0.00	0.00	0.00	0.00
900 Unable to Process	10	0.00	0.00	0.00	0.00	0.00
Grand Total	3,058	35,907.27	409,262.09	0.00	0.00	409,262.09

**Information Systems, Inc. ~ ISI
Southeast County Landfill**

For the month of: November, 2008

<i>Material Type</i>	<i>Count</i>	<i>Net Wt (tn)</i>	<i>Tip \$</i>	<i>Spec \$</i>	<i>Tax \$</i>	<i>Total Fee \$</i>
100 Processable	33	233.66	15,517.36	0.00	0.00	15,517.36
110 Processable Resid.	19	223.19	0.00	0.00	0.00	0.00
200 Non-Processable	253	516.71	20,569.04	0.00	0.00	20,569.04
202 C&DD Pure	149	277.63	11,046.86	0.00	0.00	11,046.86
205 Asbestos	3	13.97	555.87	0.00	0.00	555.87
210 Non-Proc. Residential	553	1,980.14	0.00	0.00	0.00	0.00
213 C&DD Pure Residential	202	231.54	0.00	0.00	0.00	0.00
230 Non-Processable Tampa	137	2,065.70	63,212.54	0.00	0.00	63,212.54
235 Tampa Ash	265	6,479.64	198,277.04	0.00	0.00	198,277.04
250 Nonprofit Recycl Resd	44	160.48	3,734.36	0.00	0.00	3,734.36
400 Tires	98	131.32	10,220.63	0.00	0.00	10,220.63
410 Tires - Residential	11	31.99	0.00	0.00	0.00	0.00
420 Tires - Municipal	4	12.49	972.09	0.00	0.00	972.09
450 Unshredded Tires	10	59.42	0.00	0.00	0.00	0.00
500 FF Scale Weight	11	0.00	55.00	0.00	0.00	55.00
610 Proc. Transferred	821	11,350.20	0.00	0.00	0.00	0.00
625 RRF Ash @ Landfill	296	7,585.03	0.00	0.00	0.00	0.00
720 Metals Extraction	1	3.13	0.00	0.00	0.00	0.00
820 SWMD Non-Processable	1	3.43	0.00	0.00	0.00	0.00
900 Unable to Process	7	0.00	0.00	0.00	0.00	0.00
Grand Total	2,718	31,359.67	324,160.79	0.00	0.00	324,160.79

**Information Systems, Inc. ~ ISI
Southeast County Landfill**

For the month of: December, 2008

Material Type	Count	Net Wt (tn)	Tip \$	Spec \$	Tax \$	Total Fee \$
100 Processable	47	345.83	22,966.56	0.00	0.00	22,966.56
110 Processable Resid.	55	739.92	0.00	0.00	0.00	0.00
200 Non-Processable	276	536.16	21,348.96	0.00	0.00	21,348.96
202 C&DD Pure	129	272.86	10,857.06	0.00	0.00	10,857.06
205 Asbestos	1	2.86	113.80	0.00	0.00	113.80
210 Non-Proc. Residential	549	1,894.55	0.00	0.00	0.00	0.00
213 C&DD Pure Residential	182	217.99	0.00	0.00	0.00	0.00
230 Non-Processable Tampa	85	1,231.87	37,697.08	0.00	0.00	37,697.08
235 Tampa Ash	299	7,267.92	222,398.31	0.00	0.00	222,398.31
250 Nonprofit Recycl Resd	11	129.71	3,018.35	0.00	0.00	3,018.35
400 Tires	95	174.11	13,552.50	0.00	0.00	13,552.50
410 Tires - Residential	19	32.79	0.00	0.00	0.00	0.00
420 Tires - Municipal	3	11.39	886.48	0.00	0.00	886.48
450 Unshredded Tires	4	30.18	0.00	0.00	0.00	0.00
500 FF Scale Weight	2	0.00	10.00	0.00	0.00	10.00
610 Proc. Transferred	611	11,769.27	0.00	0.00	0.00	0.00
625 RRF Ash @ Landfill	349	8,629.06	0.00	0.00	0.00	0.00
720 Metals Extraction	1	18.29	0.00	0.00	0.00	0.00
820 SWMD Non-Processable	5	0.45	0.00	0.00	0.00	0.00
900 Unable to Process	5	0.00	0.00	0.00	0.00	0.00
Grand Total	2,728	33,305.21	332,849.10	0.00	0.00	332,849.10

41193



Hillsborough County
Florida

Office of the County Administrator
Patricia G. Bean

BOARD OF COUNTY COMMISSIONERS

Brian Blair
Rose V. Ferlita
Ken Hagan
Al Higginbotham
Jim Norman
Mark Sharpe
Kevin White

Deputy County Administrator
Wally Hill

Assistant County Administrators
Kenneth C. Griffin
Carl S. Harness
Manus J. O' Donnell

October 7, 2008

Mr. Henry Freedenberg
Engineering Specialist III
Florida Department of Environmental Protection
Solid Waste Section
2600 Blair Stone Road, M.S. 4565
Tallahassee, FL 32399-2400

FLORIDA DEPARTMENT OF
ENVIRONMENTAL PROTECTION
OCT 14 2008
SOUTHWEST DISTRICT
TAMPA

RE: Hillsborough County Southeast County Landfill – Waste Records

Dear Mr. Freedenberg:

In accordance with Permit No. 35435-006-SO, Specific Condition No. 11, the Hillsborough County Solid Waste Management Department (SWMD) is submitting the waste records data for the Southeast County Landfill.

This report includes the waste records for the quarter from July 2008 through September 2008. Should you have any questions concerning the information provided, please contact me at the SWMD at 813-276-2956.

Sincerely,

Megan J. Miller, P.E.
Landfill Services Section
Solid Waste Management Department

Attachments

xc: Larry Ruiz, SWMD
Susan Pelz, FDEP Southwest District
Ron Cope, EPC

G:\LFS\SOUTHEAST\2008 monthly reports\qtrly wst records 3Q2008.doc

Post Office Box 1110 • Tampa, Florida 33601

Web Site: www.hillsboroughcounty.org

An Affirmative Action/Equal Opportunity Employer

**Information Systems, Inc. ~ ISI
Southeast County Landfill**

For the month of: July, 2008

Material Type	Count	Net Wt (tn)	Tip \$	Spec \$	Tax \$	Total Fee \$
100 Processable	43	322.21	21,397.98	0.00	0.00	21,397.98
110 Processable Resid.	56	653.52	0.00	0.00	0.00	0.00
200 Non-Processable	362	754.04	30,020.49	0.00	0.00	30,020.49
202 C&DD Pure	213	566.83	22,554.19	0.00	0.00	22,554.19
205 Asbestos	5	19.25	765.95	0.00	0.00	765.95
210 Non-Proc. Residential	517	2,132.83	0.00	0.00	0.00	0.00
213 C&DD Pure Residential	254	335.81	0.00	0.00	0.00	0.00
215 Asbestos Residential	1	8.58	0.00	0.00	0.00	0.00
230 Non-Processable Tampa	184	3,007.22	92,027.06	0.00	0.00	92,027.06
235 Tampa Ash	281	6,991.39	213,936.54	0.00	0.00	213,936.54
250 Nonprofit Recycl Resd	13	160.82	3,742.27	0.00	0.00	3,742.27
400 Tires	96	162.02	14,166.59	0.00	0.00	14,166.59
410 Tires - Residential	15	51.03	0.00	0.00	0.00	0.00
420 Tires - Municipal	4	14.83	1,154.22	0.00	0.00	1,154.22
444 Shredded Tires	1	7.06	0.00	0.00	0.00	0.00
450 Unshredded Tires	6	63.29	0.00	0.00	0.00	0.00
500 FF Scale Weight	1	0.00	5.00	0.00	0.00	5.00
610 Proc. Transferred	792	15,566.79	0.00	0.00	0.00	0.00
625 RRF Ash @ Landfill	315	8,144.00	0.00	0.00	0.00	0.00
720 Metals Extraction	1	4.86	0.00	0.00	0.00	0.00
820 SWMD Non-Processable	1	0.16	0.00	0.00	0.00	0.00
900 Unable to Process	8	0.00	0.00	0.00	0.00	0.00
Grand Total	3,169	38,988.34	399,770.29	0.00	0.00	399,770.29

**Information Systems, Inc. ~ ISI
Southeast County Landfill**

For the month of: August, 2008

<i>Material Type</i>	<i>Count</i>	<i>Net Wt (tn)</i>	<i>Tip \$</i>	<i>Spec \$</i>	<i>Tax \$</i>	<i>Total Fee \$</i>
100 Processable	48	300.53	19,958.20	0.00	0.00	19,958.20
110 Processable Resid.	35	392.38	0.00	0.00	0.00	0.00
200 Non-Processable	329	934.04	37,169.84	0.10	0.00	37,169.94
202 C&DD Pure	190	511.79	20,364.19	0.00	0.00	20,364.19
205 Asbestos	5	25.62	1,019.41	0.00	0.00	1,019.41
210 Non-Proc. Residential	544	2,270.34	0.00	0.00	0.00	0.00
213 C&DD Pure Residential	194	243.36	0.00	0.00	0.00	0.00
230 Non-Processable Tampa	186	2,782.58	85,157.67	0.00	0.00	85,157.67
235 Tampa Ash	259	6,352.27	194,379.43	0.00	0.00	194,379.43
250 Nonprofit Recycl Resd	48	208.14	4,843.40	0.00	0.00	4,843.40
400 Tires	108	204.19	15,892.14	0.00	0.00	15,892.14
410 Tires - Residential	15	29.25	0.00	0.00	0.00	0.00
420 Tires - Municipal	7	34.37	2,675.02	0.00	0.00	2,675.02
450 Unshredded Tires	1	2.70	0.00	0.00	0.00	0.00
500 FF Scale Weight	5	0.00	25.00	0.00	0.00	25.00
610 Proc. Transferred	1141	21,756.01	0.00	0.00	0.00	0.00
625 RRF Ash @ Landfill	250	6,226.02	0.00	0.00	0.00	0.00
820 SWMD Non-Processable	1	0.10	0.00	0.00	0.00	0.00
900 Unable to Process	9	0.00	0.00	0.00	0.00	0.00
Grand Total	3,375	42,273.69	381,484.30	0.10	0.00	381,484.40

**Information Systems, Inc. ~ ISI
Southeast County Landfill**

For the month of: September, 2008

Material Type	Count	Net Wt (tn)	Tip \$	Spec \$	Tax \$	Total Fee \$
100 Processable	47	286.28	19,011.86	0.00	0.00	19,011.86
110 Processable Resid.	50	593.68	0.00	0.00	0.00	0.00
200 Non-Processable	314	553.14	22,018.59	0.00	0.00	22,018.59
202 C&DD Pure	199	477.69	19,009.24	0.00	0.00	19,009.24
205 Asbestos	9	53.40	2,124.78	0.00	0.00	2,124.78
210 Non-Proc. Residential	533	2,123.03	0.00	0.00	0.00	0.00
213 C&DD Pure Residential	244	307.51	0.00	0.00	0.00	0.00
220 Non-Proc. Municipal	1	0.21	6.73	0.00	0.00	6.73
230 Non-Processable Tampa	186	2,882.83	88,224.03	0.00	0.00	88,224.03
235 Tampa Ash	301	7,228.70	221,198.13	0.00	0.00	221,198.13
250 Nonprofit Recycl Resd	68	209.08	4,865.28	0.00	0.00	4,865.28
400 Tires	97	144.83	11,272.13	0.00	0.00	11,272.13
410 Tires - Residential	17	39.19	0.00	0.00	0.00	0.00
420 Tires - Municipal	5	20.38	1,586.17	0.00	0.00	1,586.17
450 Unshredded Tires	8	58.61	0.00	0.00	0.00	0.00
500 FF Scale Weight	1	0.00	5.00	0.00	0.00	5.00
610 Proc. Transferred	724	13,522.04	0.00	0.00	0.00	0.00
625 RRF Ash @ Landfill	303	7,764.44	0.00	0.00	0.00	0.00
720 Metals Extraction	3	19.69	0.00	0.00	0.00	0.00
820 SWMD Non-Processable	2	0.23	0.00	0.00	0.00	0.00
900 Unable to Process	8	0.00	0.00	0.00	0.00	0.00
Grand Total	3,120	36,284.96	389,321.94	0.00	0.00	389,321.94



Hillsborough County
Florida

Office of the County Administrator
Patricia G. Bean

Dept. Of Environmental Protection

APR 14 2008

Southwest District

BOARD OF COUNTY COMMISSIONERS

Brian Blair
Rose V. Ferlita
Ken Hagan
Al Higginbotham
Jim Norman
Mark Sharpe
Kevin White

Deputy County Administrator
Wally Hill

Assistant County Administrators
Kenneth C. Griffin
Carl S. Harness
Manus J. O' Donnell

April 11, 2008

Mr. Henry Freedenberg
Engineering Specialist III
Florida Department of Environmental Protection
Solid Waste Section
2600 Blair Stone Road, M.S. 4565
Tallahassee, FL 32399-2400

RE: Hillsborough County Southeast County Landfill – Waste Records

Dear Mr. Freedenberg:

In accordance with Permit No. 35435-006-SO, Specific Condition No. 11, the Hillsborough County Solid Waste Management Department (SWMD) is submitting the waste records data for the Southeast County Landfill.

This report includes the waste records for the quarter from January 2008 through March 2008. Should you have any questions concerning the information provided, please contact me at the SWMD at 813-276-2956.

Sincerely, C

Megan J. Miller, P.E.
Landfill Services Section
Solid Waste Management Department

Attachments

xc: Larry Ruiz, SWMD
Susan Pelz, FDEP Southwest District
Ron Cope, EPC

**Information Systems, Inc. ~ ISI
Southeast County Landfill**

For the month of: January, 2008

Material Type	Count	Net Wt (tn)	Tip \$	Spec \$	Tax \$	Total Fee \$
100 Processable	119	740.44	49,172.61	0.00	0.00	49,172.61
110 Processable Resid.	134	1,436.79	0.00	0.00	0.00	0.00
120 Processable-Municipal	1	12.16	733.00	0.00	0.00	733.00
200 Non-Processable	342	1,272.33	50,635.20	0.53	0.00	50,635.73
202 C&DD Pure	231	583.24	23,207.46	0.00	0.00	23,207.46
205 Asbestos	4	14.77	587.70	0.00	0.00	587.70
210 Non-Proc. Residential	534	2,113.76	0.00	0.00	0.00	0.00
213 C&DD Pure Residential	183	251.54	0.00	0.00	0.00	0.00
220 Non-Proc. Municipal	1	0.24	7.90	0.00	0.00	7.90
230 Non-Processable Tampa	162	2,671.72	81,771.16	0.00	0.00	81,771.16
235 Tampa Ash	300	7,360.93	225,244.48	0.00	0.00	225,244.48
250 Nonprofit Recycl Resd	15	157.69	3,669.45	0.00	0.00	3,669.45
400 Tires	171	320.25	24,925.02	0.00	0.00	24,925.02
410 Tires - Residential	18	44.01	0.00	0.00	0.00	0.00
420 Tires - Municipal	4	15.40	1,198.58	0.00	0.00	1,198.58
444 Shredded Tires	19	299.31	0.00	0.00	0.00	0.00
450 Unshredded Tires	2	28.08	0.00	0.00	0.00	0.00
500 FF Scale Weight	3	0.00	15.00	0.00	0.00	15.00
610 Proc. Transferred	1437	27,881.71	0.00	0.00	0.00	0.00
625 RRF Ash @ Landfill	220	5,646.74	0.00	0.00	0.00	0.00
720 Metals Extraction	1	3.23	0.00	0.00	0.00	0.00
820 SWMD Non-Processable	2	3.70	0.00	0.00	0.00	0.00
900 Unable to Process	7	0.00	0.00	0.00	0.00	0.00
Grand Total	3,910	50,858.04	461,167.56	0.53	0.00	461,168.09

Information Systems, Inc. ~ ISI
Southeast County Landfill

For the month of: February, 2008

Material Type	Count	Net Wt (tn)	Tip \$	Spec \$	Tax \$	Total Fee \$
100 Processable	72	533.23	35,411.83	0.00	0.00	35,411.83
110 Processable Resid.	113	1,267.73	0.00	0.00	0.00	0.00
130 Processable-Tampa	55	1,015.82	56,946.89	0.00	0.00	56,946.89
200 Non-Processable	367	918.31	36,555.51	0.21	0.00	36,555.72
202 C&DD Pure	283	732.34	29,140.68	0.00	0.00	29,140.68
205 Asbestos	3	6.30	250.68	0.00	0.00	250.68
210 Non-Proc. Residential	531	2,033.50	0.00	0.00	0.00	0.00
213 C&DD Pure Residential	197	252.87	0.00	0.00	0.00	0.00
230 Non-Processable Tampa	201	2,974.93	91,052.47	0.00	0.00	91,052.47
235 Tampa Ash	276	6,741.73	206,296.98	0.00	0.00	206,296.98
250 Nonprofit Recycl Resd	9	85.06	1,979.35	0.00	0.00	1,979.35
400 Tires	142	272.44	21,204.02	0.00	0.00	21,204.02
410 Tires - Residential	20	43.80	0.00	0.00	0.00	0.00
420 Tires - Municipal	2	7.58	589.95	0.00	0.00	589.95
444 Shredded Tires	21	341.58	0.00	0.00	0.00	0.00
450 Unshredded Tires	1	10.90	0.00	0.00	0.00	0.00
500 FF Scale Weight	3	0.00	15.00	0.00	0.00	15.00
610 Proc. Transferred	1283	23,471.35	0.00	0.00	0.00	0.00
625 RRF Ash @ Landfill	258	6,630.83	0.00	0.00	0.00	0.00
720 Metals Extraction	2	6.56	0.00	0.00	0.00	0.00
820 SWMD Non-Processable	11	46.75	0.00	0.00	0.00	0.00
900 Unable to Process	30	0.00	0.00	0.00	0.00	0.00
Grand Total	3,880	47,393.61	479,443.36	0.21	0.00	479,443.57

**Information Systems, Inc. ~ ISI
Southeast County Landfill**

For the month of: March, 2008

Material Type	Count	Net Wt (tn)	Tip \$	Spec \$	Tax \$	Total Fee \$
100 Processable	59	345.55	22,947.97	0.00	0.00	22,947.97
110 Processable Resid.	71	841.77	0.00	0.00	0.00	0.00
130 Processable-Tampa	359	6,519.05	365,457.99	0.00	0.00	365,457.99
200 Non-Processable	358	1,038.41	41,249.80	0.21	0.00	41,250.01
202 C&DD Pure	246	728.63	28,914.23	0.00	0.00	28,914.23
205 Asbestos	3	4.90	194.97	0.00	0.00	194.97
210 Non-Proc. Residential	595	2,297.69	0.00	0.00	0.00	0.00
213 C&DD Pure Residential	211	283.44	0.00	0.00	0.00	0.00
215 Asbestos Residential	1	0.25	0.00	0.00	0.00	0.00
230 Non-Processable Tampa	124	1,682.20	51,491.54	0.00	0.00	51,491.54
235 Tampa Ash	286	6,972.26	213,351.18	0.00	0.00	213,351.18
250 Nonprofit Recycl Resd	8	86.84	2,020.76	0.00	0.00	2,020.76
400 Tires	174	327.86	25,517.34	0.00	0.00	25,517.34
410 Tires - Residential	19	45.73	0.00	0.00	0.00	0.00
420 Tires - Municipal	6	24.70	1,922.40	0.00	0.00	1,922.40
430 Tires - Tampa	2	22.73	1,297.65	0.00	0.00	1,297.65
444 Shredded Tires	1	8.92	0.00	0.00	0.00	0.00
450 Unshredded Tires	3	28.44	0.00	0.00	0.00	0.00
500 FF Scale Weight	5	0.00	25.00	0.00	0.00	25.00
610 Proc. Transferred	1128	20,834.09	0.00	0.00	0.00	0.00
625 RRF Ash @ Landfill	294	7,854.83	0.00	0.00	0.00	0.00
720 Metals Extraction	1	3.90	0.00	0.00	0.00	0.00
820 SWMD Non-Processable	3	8.62	0.00	0.00	0.00	0.00
900 Unable to Process	15	0.00	0.00	0.00	0.00	0.00
Grand Total	3,970	49,758.81	754,380.83	0.21	0.00	754,391.04

**Information Systems, Inc. ~ ISI
Southeast County Landfill Tires**

For the month of: March, 2008

Material Type	Count	Net Wt (tn)	Tip \$	Spec \$	Tax \$	Total Fee \$
400 Tires	174	327.86	25,517.34	0.00	0.00	25,517.34
410 Tires - Residential	19	45.73	0.00	0.00	0.00	0.00
420 Tires - Municipal	6	24.70	1,922.40	0.00	0.00	1,922.40
430 Tires - Tampa	2	22.73	1,297.65	0.00	0.00	1,297.65
Grand Total	201	421.02	28,737.39	0.00	0.00	28,737.39

~ (([Material Type]=400) OR ([Material Type]=410) OR ([Material Type]=420) OR ([Material Type]=430) OR ([Material Type]=840))

SOUTHEAST COUNTY LANDFILL TONNAGE RECEIVED and BURIED

SOUTHEAST COUNTY LANDFILL																						
TONNAGE ANALYSIS by MATERIAL																						
TWO TWELVE MONTH PERIODS																						
	A	B	C	D	E	F	H	I	J	K	L	M	N	O	P	Q	R	S	T	U		
4	MONTH	Processable (1) 100, 110, 130, 610, 810	Non- Processable (2) 065, 200, 210, 220, 230, 820	Non-Profit Recycle Residue 250	R.R. Ash 625	City of Tampa Ash 235	Asbestos2 05, 215	C&DD 202, 213, 233	Yard Waste Residential 310	LTP - Filter Cake 850	Tires 400, 410, 420	Shredded Tires 444	TOTAL TONNAGE RECEIVED:	Unshredded Tires 450	Less Tires	Less Tonnage Out	TOTAL TONNAGE BURIED	Existing Landfill Sections 1-6	New Landfill Sections 8	TOTAL TONNAGE BURIED		
5	September'05	25,433.34	4,824.15	0.00	7,402.73	8,469.86	58.17	953.51	0.00	0.00	809.95	802.97	48,754.68	19.02	(809.95)	(9.25)	47,954.50	47,954.50		47,954.50		
7	October'06	21,196.85	6,126.13	123.98	7,718.66	7,957.31	25.48	1,765.50	0.00	0.00	701.19	307.25	45,922.35	21.34	(701.19)	(7.38)	45,235.12	45,235.12		45,235.12		
8	November'06	21,230.36	5,505.01	113.40	7,920.88	7,625.99	4.23	1,381.26	0.00	0.00	754.29	877.45	45,412.87	9.46	(754.29)	(8.47)	44,659.57	44,659.57		44,659.57		
9	December'06	23,948.92	5,547.35	222.39	7,083.63	7,096.49	5.27	1,117.76	0.00	12.23	708.93	599.26	46,342.23	14.37	(708.93)	(8.39)	45,639.28	45,639.28		45,639.28		
10	January'07	26,870.58	6,113.00	252.15	7,790.99	8,329.46	16.45	1,291.65	0.00	0.00	820.95	900.39	52,385.62	6.17	(820.95)	(6.60)	51,564.24	51,564.24		51,564.24		
11	February'07	21,317.33	5,662.18	160.84	6,531.83	6,802.63	0.00	997.29	0.00	11.43	688.66	974.08	43,146.27	15.86	(688.66)	0.00	42,473.47	42,473.47		42,473.47		
12	March'07	32,903.11	7,357.78	115.04	6,066.85	6,982.23	11.12	1,075.46	0.00	0.00	814.43	870.49	56,196.51	33.82	(814.43)	(6.78)	55,409.12	55,409.12		55,409.12		
13	April'07	32,435.15	7,902.58	103.70	5,649.58	7,159.99	8.39	1,049.17	0.00	0.00	743.04	729.27	55,780.87	23.95	(743.04)	(9.17)	55,052.61	55,052.61		55,052.61		
14	May'07	26,013.83	7,519.45	120.94	7,382.96	7,700.43	11.56	1,182.78	0.00	0.00	842.42	714.79	51,489.16	13.47	(842.42)	(8.25)	50,651.96	50,651.96		50,651.96		
15	June'07	23,842.95	8,583.98	127.09	6,721.56	6,895.15	0.03	941.28	0.00	0.00	951.39	945.91	49,009.34	8.78	(951.39)	(3.64)	48,063.09	48,063.09		48,063.09		
16	July'07	20,405.55	6,857.02	134.97	7,387.43	7,838.69	1.87	982.92	0.00	0.00	784.62	970.79	45,633.86	23.62	(784.62)	(4.15)	44,598.71	44,598.71		44,598.71		
17	August'07	21,966.10	7,860.71	123.67	7,479.82	6,608.50	3.12	1,160.49	0.00	0.00	882.46	318.01	46,402.88	22.36	(882.46)	(8.75)	45,534.03	45,534.03		45,534.03		
18	September'07	23,259.31	6,207.03	115.59	5,599.34	6,832.02	0.00	1,116.65	0.00	0.00	876.35	1,257.68	45,263.97	31.55	(876.35)	(4.27)	44,414.90	44,414.90		44,414.90		
19	YTD Total	295,390.04	81,242.22	1,713.76	83,333.53	87,828.89	87.52	14,062.21	0.00	23.66	9,568.73	9,468.97	582,715.93	224.75	(9,568.73)	(75.85)	573,296.10	573,296.10	0.00	573,296.10		
20																						
21	October'07	20,925.11	6,287.65	208.31	8,478.60	7,537.84	0.00	874.74	0.00	0.00	475.23	597.29	45,384.77	0.00	(475.23)	(7.13)	44,902.41	44,902.41		44,902.41		
22	November'07	20,571.73	5,891.66	145.39	7,074.56	6,934.47	18.83	966.94	0.00	0.00	433.47	9.89	42,046.94	0.00	(433.47)	(3.37)	41,610.10	41,610.10		41,610.10		
23	December'07	22,932.19	6,420.68	131.73	7,008.38	6,832.09	4.37	986.68	0.00	0.00	352.94	0.00	44,669.06	56.17	(352.94)	(7.55)	44,364.74	0.00	44,364.74			
24	January'08	30,071.10	6,061.75	157.69	5,646.74	7,360.93	14.77	834.78	0.00	0.00	379.66	299.31	50,826.73	28.08	(379.66)	(3.23)	50,471.92	0.00	50,471.92			
25	February'08	26,288.13	5,973.49	85.06	6,630.83	6,741.73	6.30	985.21	0.00	0.00	323.82	341.58	47,376.15	10.90	(323.82)	(6.56)	47,056.67	47,056.67		47,056.67		
26	March'08	28,540.46	5,024.92	86.84	7,654.63	6,972.26	5.15	1,010.07	0.00	0.00	421.02	8.92	49,724.27	28.44	(421.02)	(3.90)	49,327.79	0.00	49,327.79			
27	April'08	0.00	0.00	0.00	0.00	0.00	0.00	0.00	0.00	0.00	0.00	0.00	0.00	0.00	0.00	0.00	0.00	0.00	0.00	0.00		
28	May'08	0.00	0.00	0.00	0.00	0.00	0.00	0.00	0.00	0.00	0.00	0.00	0.00	0.00	0.00	0.00	0.00	0.00	0.00	0.00		
29	June'08	0.00	0.00	0.00	0.00	0.00	0.00	0.00	0.00	0.00	0.00	0.00	0.00	0.00	0.00	0.00	0.00	0.00	0.00	0.00		
30	July'08	0.00	0.00	0.00	0.00	0.00	0.00	0.00	0.00	0.00	0.00	0.00	0.00	0.00	0.00	0.00	0.00	0.00	0.00	0.00		
31	August'08	0.00	0.00	0.00	0.00	0.00	0.00	0.00	0.00	0.00	0.00	0.00	0.00	0.00	0.00	0.00	0.00	0.00	0.00	0.00		
32	September'08	0.00	0.00	0.00	0.00	0.00	0.00	0.00	0.00	0.00	0.00	0.00	0.00	0.00	0.00	0.00	0.00	0.00	0.00	0.00		
33	YTD Total	149,328.72	35,660.15	815.02	42,493.74	42,379.32	49.42	5,658.42	0.00	0.00	2,386.14	1,256.99	280,072.92	123.59	(2,386.14)	(31.74)	277,733.63	133,569.18	144,164.45	277,733.63		
34																						
35	SYSTEM Landfill Reconciliation Tonnage Received at the Southeast Landfill (p.2)												SYSTEM buried @ Landfill (p.1)		Total Tonnage =				49,756.61		<= SWMS Total	
36	0.00												0.00		0.00				49,756.61		<= This number should be	
37	0.00												0.00		0.00				0.00		(Leachate)	
38	Increase/(Decrease)	-146,061.32	-45,582.07		-40,839.79	-45,449.57	-38.10	-8,403.79			-7,182.59		-302,688.01	-101.16	7,182.59	44.11	-295,562.47	-439,726.92	144,164.45	-295,562.47		
39	% Increase/(Decrease)	-49.45%	-56.11%		-49.01%	-51.75%	-43.53%	-59.76%			-75.06%		-51.94%	-45.01%	75.06%	-58.15%	-51.55%	-76.70%	#DIV/0!	-51.55%		
40	FY 06 Total 12 Month	295,390.04	81,242.22		83,333.53	87,828.89	87.52	14,062.21			9,568.73		582,715.93	224.75	(9,568.73)	(75.85)	573,296.10	573,296.10	0.00	573,296.10		
41	Increase/(Decrease)	(146,061.32)	(45,582.07)		(40,839.79)	(45,449.57)	(38.10)	(8,403.79)			(7,182.59)		(302,688.01)	(101.16)	7,182.59	44.11	(295,562.47)	(439,726.92)	#DIV/0!	(295,562.47)		
42	FY 07 Total 12 Month	149,328.72	35,660.15		42,493.74	42,379.32	49.42	5,658.42			2,386.14		280,072.92	123.59	(2,386.14)	(31.74)	277,733.63	133,569.18	#DIV/0!	277,733.63		
43	Note's:	1. Processable includes Mixed Processable																				
44		2. Non-Processable includes Mixed Non-Processable																				
45		3. For Fiscal Year End unhide rows 39 thru 43.																				
46		4. Column 'G' Plastic/Emergency Rate is hidden.																				
47	Landfill Total Less Processable, R.R. Ash, Tires, Shredded Tires, and Yard Waste Residential:	84,562.33																				
48		Rate Non-processable Total:																				
49		(26,891.03) <= This number should be ZERO.																				



Hillsborough County
Florida

Office of the County Administrator
Patricia G. Bean

BOARD OF COUNTY COMMISSIONERS

- Brian Blair
- Rose V. Ferlita
- Ken Hagan
- Al Higginbotham
- Jim Norman
- Mark Sharpe
- Kevin White

Deputy County Administrator
Wally Hill

Assistant County Administrators
Kenneth C. Griffin
Carl S. Harness
Manus J. O' Donnell

October 9, 2007

Mr. Henry Freedenberg
 Engineering Specialist III
 Florida Department of Environmental Protection
 Solid Waste Section
 2600 Blair Stone Road, M.S. 4565
 Tallahassee, FL 32399-2400

Dept. Of Environmental Protection

OCT 11 2007

Southwest District

RE: Hillsborough County Southeast County Landfill – Waste Records

Dear Mr. Freedenberg:

In accordance with Permit No. 35435-006-SO, Specific Condition No. 11, the Hillsborough County Solid Waste Management Department (SWMD) is submitting the waste records data for the Southeast County Landfill.

This report includes the waste records for the quarter from July 2007 through September 2007. Should you have any questions concerning the information provided, please contact me at the SWMD at 813-276-2908.

Sincerely,

Patricia V. Berry
Landfill Services Section Manager
Solid Waste Management Department

Attachments

- xc: Larry Ruiz, SWMD
- Susan Pelz, FDEP Southwest District
- Ron Cope, EPC

G:\LFS\Southeast\2007 monthly reports\qtrly wst records 3Q2007

**SOUTHEAST COUNTY LANDFILL TONNAGE RECEIVED
and
BURIED**

**FLORIDA DEPARTMENT OF
ENVIRONMENTAL PROTECTION
OCT 11 2007
SOUTHWEST DISTRICT
TAMPA**

	A	B	C	D	E	F	H	I	J	K	L	M	N	O	P	Q	R	S	T	U			
1	SOUTHEAST COUNTY LANDFILL																						
2	TONNAGE ANALYSIS by MATERIAL																						
3	TWO TWELVE MONTH PERIODS																						
4	MONTH	Processable (1) 100,110, 130,610,810	Non- Processable (2) 065,200,210, 220,230,820	Non-Profit Recycle Residue 250	R R Ash 625	City of Tampa Ash 235	Asbestos 05,215	C&DD 202,213, 233	Yard Waste Residential 310	LTP - Filter Cake 850	Tires 400,410, 420	Shredded Tires 444	TOTAL TONNAGE RECEIVED	Unshredded Tires 450	Less Tires	Less Tonnage Out	TOTAL TONNAGE BURIED	Existing Landfill Sections 1-6	New Landfill Sections 8	TOTAL TONNAGE BURIED			
5	September'05	25,433.34	4,824.15	0.00	7,402.73	8,469.86	58.17	953.51	0.00	809.95	802.97	48,754.68	19.02	(809.95)	(9.25)	47,954.50	47,954.50		47,954.50				
6	October'05	19,148.72	5,310.70	0.00	7,986.25	6,816.88	13.27	943.54	0.00	728.42	648.34	41,596.12	10.53	(728.42)	(8.05)	40,870.18	40,870.18		40,870.18				
7	November'05	19,686.20	4,969.57	0.00	7,927.95	7,124.85	21.21	899.53	0.00	829.00	260.10	41,718.41	25.06	(829.00)	(8.18)	40,906.29	40,906.29		40,906.29				
8	December'05	23,791.55	4,842.30	0.00	7,633.26	7,523.92	28.10	740.21	0.00	712.75	0.00	45,272.09	13.21	(712.75)	(16.33)	44,556.22	44,556.22		44,556.22				
9	January'06	27,869.50	4,753.35	0.00	6,894.36	9,407.01	16.43	925.52	0.00	766.27	6.34	50,638.78	21.77	(766.27)	(6.67)	49,887.61	49,887.61		49,887.61				
10	February'06	27,114.86	4,922.83	0.00	5,529.71	6,796.34	23.22	858.01	0.00	696.29	0.00	45,941.26	22.45	(696.29)	(12.43)	45,254.99	45,254.99		45,254.99				
11	March'06	28,657.21	6,093.10	0.00	8,122.59	7,771.27	16.73	1,607.30	0.00	866.64	0.00	53,134.84	19.61	(866.64)	(2.87)	52,269.17	52,269.17		52,269.17				
12	April'06	24,743.91	5,422.16	0.00	7,296.17	6,673.21	3.84	1,050.31	0.00	698.46	0.00	49,760.31	22.95	(793.52)	(14.05)	48,966.79	48,966.79		48,966.79				
13	May'06	26,988.61	5,317.53	35.01	7,405.13	7,702.39	35.69	1,472.64	0.00	9.79	793.52	49,760.31	22.95	(793.52)	(6.69)	49,033.24	49,033.24		49,033.24				
14	June'06	25,935.77	6,572.88	122.18	7,071.16	8,451.14	8.54	1,528.42	0.00	800.61	0.00	50,490.70	50.35	(800.61)	(6.23)	49,734.21	49,734.21		49,734.21				
15	July'06	24,136.60	5,603.95	258.73	6,907.97	7,943.10	1.82	1,600.76	0.00	782.03	4.48	47,239.44	10.89	(782.03)	(14.64)	46,453.66	46,453.66		46,453.66				
16	August'06	27,179.70	6,660.22	248.79	6,949.37	7,742.40	7.84	1,849.61	0.00	924.56	0.00	51,562.49	47.72	(924.56)	(7.39)	50,678.26	50,678.26		50,678.26				
17	September'06	22,946.53	6,104.68	264.77	7,201.20	7,196.81	35.47	1,701.57	0.00	701.19	0.00	46,152.22	21.99	(701.19)	(12.19)	45,460.83	45,460.83		45,460.83				
18	Total 12 Month	298,199.16	66,573.27	929.48	86,925.12	91,149.32	212.16	15,177.42	0.00	9.79	9,299.74	919.26	569,394.72	290.32	(9,299.74)	(115.72)	560,269.58	560,269.58	0.00	560,269.58			
19	October'06	21,196.85	6,126.13	123.98	7,718.66	7,957.31	25.48	1,765.50	0.00	0.00	307.25	45,922.35	21.34	(701.19)	(7.38)	45,235.12	45,235.12		45,235.12				
20	November'06	21,230.36	5,505.01	113.40	7,920.88	7,625.99	4.23	1,381.26	0.00	754.29	877.45	45,412.87	9.46	(754.29)	(8.47)	44,659.57	44,659.57		44,659.57				
21	December'06	23,948.92	5,547.35	222.39	7,083.63	7,096.49	5.27	1,117.76	0.00	708.93	599.26	46,342.23	14.37	(708.93)	(8.39)	45,633.28	45,633.28		45,633.28				
22	January'07	26,870.58	6,113.00	252.15	7,790.99	8,329.46	16.45	1,291.65	0.00	820.95	900.39	52,385.62	6.17	(820.95)	(6.60)	51,564.24	51,564.24	45,639.28	45,639.28				
23	February'07	21,317.33	5,662.18	160.84	6,531.83	6,802.63	0.00	997.29	0.00	11.43	688.66	43,146.27	15.86	(688.66)	0.00	42,473.47	42,473.47	0.00	42,473.47				
24	March'07	32,903.11	7,357.78	115.04	6,066.85	6,982.23	11.12	1,075.46	0.00	814.43	870.49	56,196.51	33.82	(814.43)	(6.78)	55,409.12	55,409.12	55,409.12	55,409.12				
25	April'07	32,435.15	7,902.58	103.70	5,649.58	7,159.99	8.39	1,049.17	0.00	743.04	729.27	55,780.87	23.95	(743.04)	(9.17)	55,052.61	55,052.61	55,052.61	55,052.61				
26	May'07	26,013.83	7,519.45	120.94	7,382.96	7,700.43	11.56	1,182.78	0.00	842.42	714.79	51,489.16	13.47	(842.42)	(8.25)	50,651.96	50,651.96	50,651.96	50,651.96				
27	June'07	23,842.95	8,583.98	127.09	6,721.56	6,895.15	0.03	941.28	0.00	951.39	945.91	49,009.34	8.78	(951.39)	(3.64)	48,063.09	48,063.09	48,063.09	48,063.09				
28	July'07	20,405.55	6,857.02	134.97	7,387.43	7,838.69	1.87	982.92	0.00	784.62	970.79	45,363.86	23.62	(784.62)	(4.15)	44,598.71	44,598.71	44,598.71	44,598.71				
29	August'07	21,966.10	7,860.71	123.67	7,479.82	6,608.50	3.12	1,160.49	0.00	882.46	318.01	46,402.88	22.36	(882.46)	(8.75)	45,534.03	45,534.03	45,534.03	45,534.03				
30	September'07	23,259.31	6,207.03	115.59	5,599.34	6,832.02	0.00	1,116.65	0.00	876.35	1,257.68	45,263.97	31.55	(876.35)	(4.27)	44,414.90	44,414.90	44,414.90	44,414.90				
31	Total 12 Month	295,390.04	81,242.22	1,713.76	83,333.53	87,828.89	87.52	14,062.21	0.00	23.66	9,568.73	9,465.37	582,715.93	224.75	(9,568.73)	(75.85)	573,296.10	365,630.85	207,665.25	573,296.10			
32														SECTION TONNAGE		Tonnage Buried at the Southwest Landfill (p. 2)							
33																Tonnage Buried by Landfill (p. 2)							
34																Tonnage Buried by Landfill (p. 2)							
35																Tonnage Buried by Landfill (p. 2)							
36																Tonnage Buried by Landfill (p. 2)							
37																Tonnage Buried by Landfill (p. 2)							
38	Fiscal Yr. Totals:	295,390.04	81,242.22	1,713.76	83,333.53	87,828.89	87.52	14,062.21	0.00	23.66	9,568.73	9,465.37	582,715.93	224.75	(9,568.73)	(75.85)	573,296.10	365,630.85	207,665.25	573,296.10			
39	Increase/(Decrease)	-2,809.12	14,668.95		-3,591.59	-3,320.43	-124.64	-1,115.21		268.99		13,321.21	-65.57	-268.99	39.87	13,026.52	-194,638.73	207,665.25		13,026.52			
40	% Increase/(Decrease)	-0.94%	22.03%		-4.13%	-3.64%	-58.75%	-7.35%		2.89%		2.34%	-22.59%	2.89%	-34.45%	2.33%	-34.74%	#DIV/0!		2.33%			
41	FY 06 Total 12 Month	298,199.16	66,573.27		86,925.12	91,149.32	212.16	15,177.42		9,299.74		569,394.72	290.32	(9,299.74)	(115.72)	560,269.58	560,269.58			560,269.58			
42	Increase/(Decrease)	(2,809.12)	14,668.95		(3,591.59)	(3,320.43)	(124.64)	(1,115.21)		268.99		13,321.21	(65.57)	(268.99)	39.87	13,026.52	(194,638.73)	207,665.25	#DIV/0!	13,026.52			
43	FY 07 Total 12 Month	295,390.04	81,242.22		83,333.53	87,828.89	87.52	14,062.21		9,568.73		582,715.93	224.75	(9,568.73)	(75.85)	573,296.10	365,630.85	207,665.25	#DIV/0!	573,296.10			
44	Note's:	1. Processable includes Mixed Processable																					
45		2. Non-Processable includes Mixed Non-Processable																					
46		3. For Fiscal Year End unhide rows 39 thru 43																					
47		4. Column 'G' Plastic/Emergency Rate is hidden																					
48	Landfill Total												184,958.26										
49													Rate Non-processable Total										
50													0.00	This number should be ZERO.									

Information Systems, Inc. ~ ISI
Southeast County Landfill Material Summary

For the month of July, 2007

<i>Material Type</i>	<i>Count</i>	<i>Net Wt (tn)</i>	<i>Tip \$</i>	<i>Spec \$</i>	<i>Tax \$</i>	<i>Total Fee \$</i>
100 Processable	34	316.77	17,891.17	0.00	0.00	17,891.17
110 Processable Resid.	36	485.45	0.00	0.00	0.00	0.00
200 Non-Processable	393	1,087.39	37,050.20	0.00	0.00	37,050.20
202 C&DD Pure	261	721.88	24,587.13	0.00	0.00	24,587.13
205 Asbestos	3	1.87	63.69	0.00	0.00	63.69
210 Non-Proc Residential	500	2,350.85	0.00	0.00	0.00	0.00
213 C&DD Pure Residential	197	261.04	0.00	0.00	0.00	0.00
220 Non-Proc. Municipal	1	4.15	133.09	0.00	0.00	133.09
230 Non-Processable Tampa	187	2,884.77	86,059.81	0.00	0.00	86,059.81
235 Tampa Ash	334	7,838.69	233,828.18	0.00	0.00	233,828.18
250 Nonprofit Recycl Resd	12	134.97	2,688.60	0.00	0.00	2,688.60
400 Tires	308	681.21	25,429.60	0.00	0.00	25,429.60
410 Tires - Residential	13	50.15	0.00	0.00	0.00	0.00
420 Tires - Municipal	2	9.35	349.04	0.00	0.00	349.04
430 Tires - Tampa	3	43.91	1,639.16	0.00	0.00	1,639.16
444 Shredded Tires	91	970.79	0.00	0.00	0.00	0.00
450 Unshredded Tires	3	23.62	0.00	0.00	0.00	0.00
500 FF Scale Weight	6	0.00	30.00	0.00	0.00	30.00
610 Proc. Transferred	1055	19,603.33	0.00	0.00	0.00	0.00
625 RRF Ash @ Landfill	293	7,387.43	0.00	0.00	0.00	0.00
720 Metals Extraction	1	4.15	0.00	0.00	0.00	0.00
820 SWMD Non-Processable	44	529.86	0.00	0.00	0.00	0.00
900 Unable to Process	13	0.00	0.00	0.00	0.00	0.00
Grand Total	3,788	45,391.63	429,749.67	0.00	0.00	429,749.67

Information Systems, Inc. ~ ISI
Southeast County Landfill Tires

For the month of July, 2007

<i>Material Type</i>	<i>Count</i>	<i>Net Wt (tn)</i>	<i>Tip \$</i>	<i>Spec \$</i>	<i>Tax \$</i>	<i>Total Fee \$</i>
400 Tires	306	681.21	25,429.60	0.00	0.00	25,429.60
410 Tires - Residential	13	50.15	0.00	0.00	0.00	0.00
420 Tires - Municipal	2	9.35	349.04	0.00	0.00	349.04
430 Tires - Tampa	3	43.91	1,639.16	0.00	0.00	1,639.16
Grand Total	324	784.62	27,417.80	0.00	0.00	27,417.80

- (([Material Type]=400) OR ([Material Type]=410) OR ([Material Type]=420) OR ([Material Type]=430) OR ([Material Type]=840))

Information Systems, Inc. ~ ISI
Southeast County Landfill Summary by Material Type

For the month of August, 2007

Material Type	Count	Net Wt (tn)	Tip \$	Spec \$	Tax \$	Total Fee \$
100 Processable	48	375.51	21,208.84	0.00	0.00	21,208.84
110 Processable Resid	43	528.20	0.00	0.00	0.00	0.00
200 Non-Processable	358	1,091.52	37,187.05	0.00	0.00	37,187.05
202 C&DD Pure	278	871.41	29,680.19	0.00	0.00	29,680.19
205 Asbestos	1	3.12	106.27	0.00	0.00	106.27
210 Non-Proc. Residential	525	2,499.77	0.00	0.00	0.00	0.00
213 C&DD Pure Residential	212	289.08	0.00	0.00	0.00	0.00
220 Non-Proc. Municipal	1	0.09	3.21	0.00	0.00	3.21
230 Non-Processable Tampa	233	3,582.47	106,868.69	0.00	0.00	106,868.69
235 Tampa Ash	268	6,608.50	197,131.59	0.00	0.00	197,131.59
250 Nonprofit Recycl Resd	11	123.67	2,463.50	0.00	0.00	2,463.50
400 Tires	347	772.98	28,855.25	0.00	0.00	28,855.25
410 Tires - Residential	17	39.07	0.00	0.00	0.00	0.00
420 Tires - Municipal	5	19.08	712.25	0.00	0.00	712.25
430 Tires - Tampa	4	51.33	1,916.15	0.00	0.00	1,916.15
444 Shredded Tires	34	318.01	0.00	0.00	0.00	0.00
450 Unshredded Tires	2	22.36	0.00	0.00	0.00	0.00
500 FF Scale Weight	3	0.00	15.00	0.00	0.00	15.00
610 Proc. Transferred	1152	21,062.39	0.00	0.00	0.00	0.00
625 RRF Ash @ Landfill	293	7,479.82	0.00	0.00	0.00	0.00
720 Metals Extraction	2	8.75	0.00	0.00	0.00	0.00
820 SWMD Non-Processable	39	686.86	0.00	0.00	0.00	0.00
900 Unable to Process	6	0.00	0.00	0.00	0.00	0.00

Grand Total

3,882	46,433.99	426,147.99	0.00	0.00	426,147.99
-------	-----------	------------	------	------	------------

Information Systems, Inc. ~ ISI
Southeast County Landfill Material Summary

For the month of September, 2007

Material Type		Count	Net Wt (tn)	Tip \$	Spec \$	Tax \$	Total Fee \$
100	Processable	34	274.80	15,520.69	0.00	0.00	15,520.69
110	Processable Resid	1	824.21	0.00	0.00	0.00	0.00
200	Non-Processable	321	1,160.49	39,531.43	0.00	0.00	39,531.43
202	C&OD Pure	261	887.31	30,221.75	0.00	0.00	30,221.75
210	Non-Proc Residential	493	1,940.06	0.00	0.00	0.00	0.00
213	C&OD Pure Residential	186	229.34	0.00	0.00	0.00	0.00
230	Non-Processable Tampa	149	2,572.74	76,751.07	0.00	0.00	76,751.07
235	Tampa Ash	280	6,832.02	203,799.12	0.00	0.00	203,799.12
250	Nonprofit Recycl Resd	10	115.59	2,302.56	0.00	0.00	2,302.56
400	Tires	338	833.97	31,132.03	0.00	0.00	31,132.03
410	Tires - Residential	12	37.35	0.00	0.00	0.00	0.00
420	Tires - Municipal	1	3.17	118.34	0.00	0.00	118.34
444	Shredded Tires	88	1,257.68	0.00	0.00	0.00	0.00
450	Unshredded Tires	4	31.55	0.00	0.00	0.00	0.00
500	FF Scale Weight	4	0.00	20.00	0.00	0.00	20.00
610	Proc Transferred	1206	22,142.05	0.00	0.00	0.00	0.00
625	RRF Ash @ Landfill	219	5,599.34	0.00	0.00	0.00	0.00
720	Metals Extraction	1	4.27	0.00	0.00	0.00	0.00
820	SWMD Non-Processable	27	533.74	0.00	0.00	0.00	0.00
900	Unable to Process	4	9.00	0.00	0.00	0.00	0.00

Grand Total

2711	45,279.68	399,396.99	0.00	0.00	399,396.99
------	-----------	------------	------	------	------------

**Information Systems, Inc. ~ ISI
Southeast County Landfill Tires**

For the month of September, 2007

<i>Material Type</i>	<i>Count</i>	<i>Net Wt (tn)</i>	<i>Tip \$</i>	<i>Spec \$</i>	<i>Tax \$</i>	<i>Total Fee \$</i>
400 Tires	336	833.97	31,132.03	0.00	0.00	31,132.03
410 Tires - Residential	12	37.35	0.00	0.00	0.00	0.00
420 Tires - Municipal	1	3.17	118.34	0.00	0.00	118.34
Grand Total	351	874.49	31,250.37	0.00	0.00	31,250.37

~ ([Material Type]=400) OR ([Material Type]=410) OR ([Material Type]=420) OR ([Material Type]=430) OR ([Material Type]=840)

WQR



Hillsborough County
Florida

Office of the County Administrator
Patricia G. Bean

BOARD OF COUNTY COMMISSIONERS

Brian Blair
Rose V. Ferlita
Ken Hagan
Al Higginbotham
Jim Norman
Mark Sharpe
Kevin White

Deputy County Administrator
Wally Hill

Assistant County Administrators
Kenneth C. Griffin
Carl S. Harness
Manus J. O' Donnell

July 11, 2007

Dept. of Environmental
Protection

JUL 13 2007

Southwest District

Mr. Henry Freedenberg
Engineering Specialist III
Florida Department of Environmental Protection
Solid Waste Section
2600 Blair Stone Road, M.S. 4565
Tallahassee, FL 32399-2400

RE: Hillsborough County Southeast County Landfill – Waste Records

Dear Mr. Freedenberg:

In accordance with Permit No. 35435-006-SO, Specific Condition No. 11, the Hillsborough County Solid Waste Management Department (SWMD) is submitting the waste records data for the Southeast County Landfill.

This report includes the waste records for the quarter from April 2007 through June 2007. Should you have any questions concerning the information provided, please contact me at the SWMD at 813-276-2956.

Sincerely,

Megan J. Miller, P.E.
Landfill Services Section
Solid Waste Management Department

Attachments

xc: Larry Ruiz, SWMD
Susan Pelz, FDEP Southwest District
Ron Cope, EPC

G:\LFS\Southeast\2007 monthly reports\qtrly wst records 2Q2007.doc

Post Office Box 1110 • Tampa, Florida 33601

Web Site: www.hillsboroughcounty.org

An Affirmative Action/Equal Opportunity Employer

Information Systems, Inc. ~ ISI
Southeast County Landfill Summary by Material Type

For the month of April, 2007

<i>Material Type</i>	<i>Count</i>	<i>Net Wt (tn)</i>	<i>Tip \$</i>	<i>Spec \$</i>	<i>Tax \$</i>	<i>Total Fee \$</i>
100 Processable	89	750.55	42,391.13	0.00	0.00	42,391.13
110 Processable Resid.	144	1,772.54	0.00	0.00	0.00	0.00
130 Processable-Tampa	121	2,084.65	105,128.93	0.00	0.00	105,128.93
200 Non-Processable	407	1,447.71	49,317.54	0.00	0.00	49,317.54
202 C&DD Pure	285	711.17	24,223.12	0.00	0.00	24,223.12
205 Asbestos	1	8.39	285.76	0.00	0.00	285.76
210 Non-Proc. Residential	676	3,363.43	0.00	0.00	0.00	0.00
213 C&DD Pure Residential	250	338.00	0.00	0.00	0.00	0.00
230 Non-Processable Tampa	211	3,077.79	91,813.19	0.00	0.00	91,813.19
235 Tampa Ash	282	7,159.99	213,582.46	0.00	0.00	213,582.46
250 Nonprofit Recycl Resd	10	103.70	2,065.72	0.00	0.00	2,065.72
400 Tires	320	643.87	24,035.62	0.00	0.00	24,035.62
410 Tires - Residential	10	36.50	0.00	0.00	0.00	0.00
420 Tires - Municipal	2	9.30	347.17	0.00	0.00	347.17
430 Tires - Tampa	4	53.37	1,992.30	0.00	0.00	1,992.30
444 Shredded Tires	54	729.27	0.00	0.00	0.00	0.00
450 Unshredded Tires	4	23.95	0.00	0.00	0.00	0.00
500 FF Scale Weight	7	0.00	35.00	0.00	0.00	35.00
610 Proc. Transferred	1481	27,827.41	0.00	0.00	0.00	0.00
625 RRF Ash @ Landfill	215	5,649.58	0.00	0.00	0.00	0.00
720 Metals Extraction	2	9.17	0.00	0.00	0.00	0.00
820 SWMD Non-Processable	5	13.65	0.00	0.00	0.00	0.00
900 Unable to Process	13	0.00	0.00	0.00	0.00	0.00
Grand Total	4,573	55,813.99	555,217.94	0.00	0.00	555,217.94

**Information Systems, Inc. ~ ISI
Southeast County Landfill Tires**

For the month of April, 2007

<i>Material Type</i>	<i>Count</i>	<i>Net Wt (tn)</i>	<i>Tip \$</i>	<i>Spec \$</i>	<i>Tax \$</i>	<i>Total Fee \$</i>
400 Tires	320	643.87	24,035.62	0.00	0.00	24,035.62
410 Tires - Residential	10	36.50	0.00	0.00	0.00	0.00
420 Tires - Municipal	2	9.30	347.17	0.00	0.00	347.17
430 Tires - Tampa	4	53.37	1,992.30	0.00	0.00	1,992.30
Grand Total	336	743.04	26,375.09	0.00	0.00	26,375.09

- (([Material Type]=400) OR ([Material Type]=410) OR ([Material Type]=420) OR ([Material Type]=430) OR ([Material Type]=840))

Information Systems, Inc. ~ ISI
Southeast County Landfill Material Summary

For the month of May, 2007

<i>Material Type</i>	<i>Count</i>	<i>Net Wt (tn)</i>	<i>Tip \$</i>	<i>Spec \$</i>	<i>Tax \$</i>	<i>Total Fee \$</i>	
100	Processable	42	272.86	15,411.13	0.00	0.00	15,411.13
110	Processable Resid.	56	732.23	0.00	0.00	0.00	0.00
130	Processable-Tampa	151	2,540.03	128,093.63	0.00	0.00	128,093.63
200	Non-Processable	487	1,774.35	60,445.41	0.25	0.00	60,445.66
202	C&DD Pure	376	891.08	30,352.48	0.25	0.00	30,352.73
205	Asbestos	4	9.08	309.27	0.00	0.00	309.27
210	Non-Proc. Residential	576	2,583.54	0.00	0.00	0.00	0.00
213	C&DD Pure Residential	267	291.70	0.00	0.00	0.00	0.00
215	Asbestos Residential	1	2.48	0.00	0.00	0.00	0.00
220	Non-Proc. Municipal	1	2.80	89.80	0.00	0.00	89.80
230	Non-Processable Tampa	207	2,859.28	85,309.31	0.00	0.00	85,309.31
235	Tampa Ash	307	7,700.43	229,703.80	0.00	0.00	229,703.80
250	Nonprofit Recycl Resd	12	120.94	2,409.13	0.00	0.00	2,409.13
400	Tires	325	690.84	25,789.06	0.00	0.00	25,789.06
410	Tires - Residential	17	50.90	0.00	0.00	0.00	0.00
420	Tires - Municipal	2	6.42	239.65	0.00	0.00	239.65
430	Tires - Tampa	7	94.26	3,518.73	0.00	0.00	3,518.73
444	Shredded Tires	45	714.79	0.00	0.00	0.00	0.00
450	Unshredded Tires	2	13.47	0.00	0.00	0.00	0.00
500	FF Scale Weight	5	0.00	25.00	0.00	0.00	25.00
610	Proc. Transferred	1233	22,468.71	0.00	0.00	0.00	0.00
625	RRF Ash @ Landfill	281	7,382.96	0.00	0.00	0.00	0.00
720	Metals Extraction	2	8.25	0.00	0.00	0.00	0.00
820	SWMD Non-Processable	24	299.48	0.00	0.00	0.00	0.00
900	Unable to Process	6	0.00	0.00	0.00	0.00	0.00
Grand Total		4,436	51,510.88	581,696.40	0.50	0.00	581,696.90

Information Systems, Inc. ~ ISI
Southeast County Landfill Tires Material Summary

For the month of May, 2007

<i>Material Type</i>	<i>Count</i>	<i>Net Wt (tn)</i>	<i>Tip \$</i>	<i>Spec \$</i>	<i>Tax \$</i>	<i>Total Fee \$</i>
400 Tires	325	690.84	25,789.06	0.00	0.00	25,789.06
410 Tires - Residential	17	50.90	0.00	0.00	0.00	0.00
420 Tires - Municipal	2	6.42	239.65	0.00	0.00	239.65
430 Tires - Tampa	7	94.26	3,518.73	0.00	0.00	3,518.73
Grand Total	351	842.42	29,547.44	0.00	0.00	29,547.44

- (([Material Type]=400) OR ([Material Type]=410) OR ([Material Type]=420) OR ([Material Type]=430) OR ([Material Type]=840))

Information Systems, Inc. ~ ISI
Southeast County Landfill Summary by Material Type

For the month of June, 2007

<i>Material Type</i>	<i>Count</i>	<i>Net Wt (tn)</i>	<i>Tip \$</i>	<i>Spec \$</i>	<i>Tax \$</i>	<i>Total Fee \$</i>
100 Processable	33	303.94	17,166.54	0.00	0.00	17,166.54
110 Processable Resid.	50	636.15	0.00	0.00	0.00	0.00
200 Non-Processable	572	1,969.79	67,112.94	0.27	0.00	67,113.21
202 C&DD Pure	281	689.16	23,476.30	0.00	0.00	23,476.30
210 Non-Proc. Residential	598	2,641.07	0.00	0.00	0.00	0.00
213 C&DD Pure Residential	226	252.12	0.00	0.00	0.00	0.00
215 Asbestos Residential	1	0.03	0.00	0.00	0.00	0.00
230 Non-Processable Tampa	213	3,217.91	95,996.76	0.00	0.00	95,996.76
235 Tampa Ash	278	6,895.15	205,682.26	0.00	0.00	205,682.26
250 Nonprofit Recycl Resd	12	127.09	2,531.64	0.00	0.00	2,531.64
400 Tires	360	756.78	28,250.54	0.00	0.00	28,250.54
410 Tires - Residential	19	45.07	0.00	0.00	0.00	0.00
420 Tires - Municipal	2	5.46	203.83	0.00	0.00	203.83
430 Tires - Tampa	12	144.08	5,378.51	0.00	0.00	5,378.51
444 Shredded Tires	71	945.91	0.00	0.00	0.00	0.00
450 Unshredded Tires	1	8.78	0.00	0.00	0.00	0.00
500 FF Scale Weight	10	0.00	50.00	0.00	0.00	50.00
610 Proc. Transferred	1224	22,902.86	0.00	0.00	0.00	0.00
625 RRF Ash @ Landfill	258	6,721.56	0.00	0.00	0.00	0.00
720 Metals Extraction	1	3.64	0.00	0.00	0.00	0.00
820 SWMD Non-Processable	65	755.21	0.00	0.00	0.00	0.00
900 Unable to Process	6	0.00	0.00	0.00	0.00	0.00
Grand Total	4,293	49,021.76	445,849.32	0.27	0.00	445,849.59

**Information Systems, Inc. ~ ISI
Southeast County Landfill Tires**

For the month of June, 2007

<i>Material Type</i>	<i>Count</i>	<i>Net Wt (tn)</i>	<i>Tip \$</i>	<i>Spec \$</i>	<i>Tax \$</i>	<i>Total Fee \$</i>
400 Tires	360	756.78	28,250.54	0.00	0.00	28,250.54
410 Tires - Residential	19	45.07	0.00	0.00	0.00	0.00
420 Tires - Municipal	2	5.46	203.83	0.00	0.00	203.83
430 Tires - Tampa	12	144.08	5,378.51	0.00	0.00	5,378.51
Grand Total	393	951.39	33,832.88	0.00	0.00	33,832.88

~ (([Material Type]=400) OR ([Material Type]=410) OR ([Material Type]=420) OR ([Material Type]=430) OR ([Material Type]=840))

**SOUTHEAST COUNTY LANDFILL TONNAGE RECEIVED
and
BURIED**

	A	B	C	D	E	F	H	I	J	K	L	M	N	O	P	Q	R	S	T	U
1	SOUTHEAST COUNTY LANDFILL																			
2	TONNAGE ANALYSIS by MATERIAL																			
3	TWO TWELVE MONTH PERIODS																			
4	MONTH	Processable (1) 100,110, 130, 610, 810	Non- Processable (2) 065, 200, 210, 220, 230, 820	Non-Profit Recycle Residue 250	R.R. Ash 625	City of Tampa Ash 235	Asbestos 05, 215	C&DD 202, 213, 233	Yard Waste Residential 310	LTP - Filter Cake 850	Tires 400, 410, 420, 430	Shredded Tires 444	TOTAL TONNAGE RECEIVED	Unshredded Tires 450	Less Tires	Less Tonnage Out	TOTAL TONNAGE BURIED	Existing Landfill Sections 1-6	New Landfill Sections 7	TOTAL TONNAGE BURIED
5	June'05	23,347.36	5,461.53	0.00	7,705.35	8,610.27	10.45	1,120.23	0.00	0.00	802.11	885.30	47,942.60	46.47	(802.11)	(11.22)	47,175.74	47,175.74		47.1
7	July'05	20,149.60	5,824.89	0.00	7,782.68	7,438.12	25.40	1,595.93	0.00	0.00	677.57	863.19	44,357.38	7.33	(677.57)	(8.44)	43,678.70	43,678.70		43,678.70
8	August'05	26,131.41	5,803.45	0.00	7,491.53	7,744.20	22.30	1,096.65	0.00	0.00	814.71	645.04	49,749.29	20.88	(814.71)	(14.80)	48,940.66	48,940.66		48,940.66
9	September'05	25,433.34	4,824.15	0.00	7,402.73	8,469.86	58.17	953.51	0.00	0.00	809.95	802.97	48,754.68	19.02	(809.95)	(9.25)	47,954.50	47,954.50		47,954.50
10	October'05	19,148.72	5,310.70	0.00	7,986.25	6,816.88	13.27	943.54	0.00	0.00	728.42	648.34	41,596.12	10.53	(728.42)	(8.05)	40,870.18	40,870.18		40,870.18
11	November'05	19,686.20	4,969.57	0.00	7,927.95	7,124.85	21.21	899.53	0.00	0.00	829.00	260.10	41,718.41	25.06	(829.00)	(8.18)	40,906.29	40,906.29		40,906.29
12	December'05	23,791.55	4,842.30	0.00	7,633.26	7,523.92	28.10	740.21	0.00	0.00	712.75	0.00	45,272.09	13.21	(712.75)	(16.33)	44,556.22	44,556.22		44,556.22
13	January'06	27,869.50	4,753.35	0.00	6,894.36	9,407.01	16.43	925.52	0.00	0.00	766.27	6.34	50,638.78	21.77	(766.27)	(6.67)	49,887.61	49,887.61		49,887.61
14	February'06	27,114.86	4,922.83	0.00	5,529.71	6,796.34	23.22	858.01	0.00	0.00	696.29	0.00	45,941.26	22.45	(696.29)	(12.43)	45,254.99	45,254.99		45,254.99
15	March'06	28,657.21	6,093.10	0.00	8,122.59	7,771.27	16.73	1,607.30	0.00	0.00	866.64	0.00	53,134.84	19.61	(866.64)	(2.87)	52,284.94	52,284.94		52,284.94
16	April'06	24,743.91	5,422.16	0.00	7,296.17	6,673.21	3.84	1,050.31	0.00	0.00	698.46	0.00	45,888.06	23.79	(698.46)	(14.05)	45,199.34	45,199.34		45,199.34
17	May'06	26,988.61	5,317.53	35.01	7,405.13	7,702.39	35.69	1,472.64	0.00	9.79	793.52	0.00	49,760.31	22.95	(793.52)	(6.69)	48,983.05	48,983.05		48,983.05
18	June'06	25,935.77	6,572.88	122.18	7,071.16	8,451.14	8.54	1,528.42	0.00	0.00	800.61	0.00	50,490.70	50.35	(800.61)	(6.23)	49,734.21	49,734.21		49,734.21
19	Total 12 Month	295,650.68	64,656.91	157.19	88,543.52	91,919.19	272.90	13,671.57	0.00	9.79	9,194.19	3,225.98	567,301.92	256.95	(9,194.19)	(113.99)	558,250.69	558,250.69	0.00	558,250.69
20																				
21	July'06	24,136.60	5,603.95	258.73	6,907.97	7,943.10	1.82	1,600.76	0.00	0.00	782.03	4.48	47,239.44	10.89	(782.03)	(14.64)	46,453.66	46,453.66		46,453.66
22	August'06	27,179.70	6,660.22	248.79	6,949.37	7,742.40	7.84	1,849.61	0.00	0.00	924.56	0.00	51,562.49	47.72	(924.56)	(7.39)	50,678.26	50,678.26		50,678.26
23	September'06	22,946.53	6,104.68	264.77	7,201.20	7,196.81	35.47	1,701.57	0.00	0.00	701.19	0.00	46,152.22	21.99	(701.19)	(12.19)	45,460.83	45,460.83		45,460.83
24	October'06	21,196.85	6,126.13	123.98	7,718.66	7,957.31	25.48	1,765.50	0.00	0.00	701.19	307.25	45,922.35	21.34	(701.19)	(7.38)	45,235.12	45,235.12		45,235.12
25	November'06	21,230.36	5,505.01	113.40	7,920.88	7,625.99	4.23	1,381.26	0.00	0.00	754.29	877.45	45,412.87	9.46	(754.29)	(8.47)	44,659.57	44,659.57		44,659.57
26	December'06	23,948.92	5,547.35	222.39	7,083.63	7,096.49	5.27	1,117.76	0.00	12.23	708.93	599.26	46,342.23	14.37	(708.93)	(8.39)	45,639.28	45,639.28		45,639.28
27	January'07	26,870.58	6,113.00	252.15	7,790.99	8,329.46	16.45	1,291.65	0.00	0.00	820.95	900.39	52,385.62	6.17	(820.95)	(6.60)	51,564.24	51,564.24		51,564.24
28	February'07	21,317.33	5,662.18	160.84	6,531.83	6,802.63	0.00	997.29	0.00	11.43	688.66	974.08	43,146.27	15.86	(688.66)	0.00	42,473.47	42,473.47		42,473.47
29	March'07	32,903.11	7,357.78	115.04	6,066.85	6,982.23	11.12	1,075.46	0.00	0.00	814.43	870.49	56,196.51	33.82	(814.43)	(6.78)	55,409.12	55,409.12		55.4
30	April'07	32,435.15	7,902.58	103.70	5,649.58	7,159.99	8.39	1,049.17	0.00	0.00	743.04	729.27	55,780.87	23.95	(743.04)	(9.17)	55,052.61	55,052.61		55,052.61
31	May'07	26,013.83	7,519.45	120.94	7,382.96	7,700.43	11.56	1,182.78	0.00	0.00	842.42	714.79	51,489.16	13.47	(842.42)	(8.25)	50,651.96	50,651.96		50,651.96
32	June'07	23,842.95	8,583.98	127.09	6,721.56	6,895.15	0.03	941.28	0.00	0.00	951.39	945.91	49,009.34	8.78	(951.39)	(3.64)	48,063.09	48,063.09		48,063.09
33	Total 12 Month	304,021.91	78,686.31	2,111.82	83,925.48	89,431.99	127.66	15,954.09	0.00	23.66	9,433.08	6,923.37	590,639.37	227.82	(9,433.08)	(92.90)	581,341.21	581,341.21	0.00	581,341.21
34																		49,021.76	<= \$N\$32+\$O\$32-\$Q\$32	
35																		49,021.76	<= SWIMS Total	
36																		0.00	<= This number should be	
37																				
38	Fiscal Yr. Totals:	229,759.08	60,317.46	1,339.53	62,866.94	66,549.68	82.53	10,802.15	0.00	23.66	7,025.30	6,918.89	445,685.22	147.22	(7,025.30)	(58.68)	438,748.46	438,748.46	0.00	438,748.46
44	Note's:	1. Processable includes Mixed Processable																		
45		2. Non-Processable includes Mixed Non-Processable																		
46		3. For Fiscal Year End unhide rows 39 thru 43.																		
47		4. Column 'C' Plastic/Emergency Rate is hidden.																		
48	Landfill Total Less Processable, R.R. Ash, Tires, Shredded Tires, and Yard Waste Residential:	139,115.01																		
49	Rate Non-processable Total:	139,115.01																		
50		0.00 <= This number should be ZERO.																		

100494 m



Hillsborough County
Florida

Office of the County Administrator
Patricia G. Bean

Deputy County Administrator
Wally Hill

Assistant County Administrators
Kenneth C. Griffin
Carl S. Harness
Manus J. O' Donnell

BOARD OF COUNTY COMMISSIONERS

Brian Blair
Rose V. Ferlita
Ken Hagan
Al Higginbotham
Jim Norman
Mark Sharpe
Kevin White

April 12, 2007

Dept. of Environmental
Protection

APR 16 2007

Southwest District

Mr. Henry Freedenberg
Engineering Specialist III
Florida Department of Environmental Protection
Solid Waste Section
2600 Blair Stone Road, M.S. 4565
Tallahassee, FL 32399-2400

RE: Hillsborough County Southeast County Landfill – Waste Records

Dear Mr. Freedenberg:

In accordance with Permit No. 35435-006-SO, Specific Condition No. 11, the Hillsborough County Solid Waste Management Department (SWMD) is submitting the waste records data for the Southeast County Landfill.

This report includes the waste records for the quarter from January 2007 through March 2007. Should you have any questions concerning the information provided, please contact me at the SWMD at 813-276-2956.

Sincerely,

Megan J. Miller, P.E.
Landfill Services Section
Solid Waste Management Department

Attachments

xc: Larry Ruiz, SWMD
Susan Pelz, FDEP Tampa
Ron Cope, EPC

Hillsborough County ~ Solid Waste Management Dept.
 Southeast County Landfill Material Summary

OK
 PD
 2-05-07

For the month of January, 2007

Material Type	Count	Net Wt (tn)	Tip \$	Spec \$	Tax \$	Total Fee \$
100 Processable	66	513.13	28,981.59	0.00	0.00	28,981.59
110 Processable Resid.	73	995.17	0.00	0.00	0.00	0.00
130 Processable-Tampa	81	1,388.94	70,044.25	0.00	0.00	70,044.25
200 Non-Processable	398	1,205.70	41,070.70	0.00	0.00	41,070.70
202 C&DD Pure	291	1,084.67	36,943.86	0.27	0.00	36,944.13
205 Asbestos	4	18.45	560.29	0.00	0.00	560.29
210 Non-Proc. Residential	552	2,489.82	0.00	0.00	0.00	0.00
213 C&DD Pure Residential	182	206.98	0.00	0.00	0.00	0.00
230 Non-Processable Tempa	158	2,413.15	71,986.33	0.00	0.00	71,986.33
235 Tampa Ash	341	8,329.46	248,467.79	0.00	0.00	248,467.79
250 Nonprofit Recycl Resd	53	252.15	5,022.82	0.00	0.00	5,022.82
400 Tires	357	767.03	28,633.19	0.00	0.00	28,633.19
410 Tires - Residential	10	39.31	0.00	0.00	0.00	0.00
420 Tires - Municipal	5	14.81	545.40	0.00	0.00	545.40
444 Shredded Tires	66	800.39	0.00	0.00	0.00	0.00
450 Unshredded Tires	1	6.17	0.00	0.00	0.00	0.00
500 FF Scale Weight	6	0.00	30.00	0.00	0.00	30.00
610 Proc. Transferred	1291	23,973.34	0.00	0.00	0.00	0.00
625 RRF Ash @ Landfill	296	7,790.99	0.00	0.00	0.00	0.00
720 Metals Extraction	2	6.60	0.00	0.00	0.00	0.00
800 SWMD Non-Processable	3	4.33	0.00	0.00	0.00	0.00
900 Unable to Process	12	0.00	0.00	0.00	0.00	0.00
Grand Total	4,238	52,398.39	532,286.22	0.27	0.00	532,286.49

Net WT (ln)

Grand Total	52,398.39
Metal Extraction	-6.6
	<u>52,391.79</u>

**Hillsborough County ~ Solid Waste Management Dept.
Southeast County Landfill Tires Material Summary**

For the month of January, 2007

<i>Material Type</i>	<i>Count</i>	<i>Net Wt (tn)</i>	<i>Tip \$</i>	<i>Spec \$</i>	<i>Tax \$</i>	<i>Total Fee \$</i>
400 Tires	357	767.03	28,633.19	0.00	0.00	28,633.19
410 Tires - Residential	10	39.31	0.00	0.00	0.00	0.00
420 Tires - Municipal	5	14.61	545.40	0.00	0.00	545.40
Grand Total	372	820.95	29,178.59	0.00	0.00	29,178.59

~ (([Material Type]=400) OR ([Material Type]=410) OR ([Material Type]=420) OR ([Material Type]=430) OR ([Material Type]=840))

**Hillsborough County ~ Solid Waste Management Dept.
Southeast County Landfill Material Summary**

For the month of February, 2007

<i>Material Type</i>	<i>Count</i>	<i>Net Wt (tn)</i>	<i>Tip \$</i>	<i>Spec \$</i>	<i>Tax \$</i>	<i>Total Fee \$</i>
100 Processable	48	404.09	22,828.63	0.00	0.00	22,828.63
110 Processable Resid.	58	726.44	0.00	0.00	0.00	0.00
200 Non-Processable	362	987.44	33,637.03	0.52	0.00	33,637.55
202 C&DD Pure	262	746.03	25,410.82	0.00	0.00	25,410.82
210 Non-Proc. Residential	481	2,168.22	0.00	0.00	0.00	0.00
213 C&DD Pure Residential	191	251.26	0.00	0.00	0.00	0.00
230 Non-Processable Tampa	158	2,506.49	74,769.52	0.00	0.00	74,769.52
235 Tampa Ash	273	6,802.63	202,922.45	0.00	0.00	202,922.45
250 Nonprofit Recycl Resd	45	160.84	3,203.93	0.00	0.00	3,203.93
400 Tires	311	630.94	23,553.11	0.00	0.00	23,553.11
410 Tires - Residential	16	49.60	0.00	0.00	0.00	0.00
420 Tires - Municipal	2	8.12	303.12	0.00	0.00	303.12
444 Shredded Tires	68	974.08	0.00	0.00	0.00	0.00
450 Unshredded Tires	2	15.86	0.00	0.00	0.00	0.00
500 FF Scale Weight	1	0.00	5.00	0.00	0.00	5.00
610 Proc. Transferred	1118	20,186.80	0.00	0.00	0.00	0.00
625 RRF Ash @ Landfill	253	6,531.83	0.00	0.00	0.00	0.00
820 SWMD Non-Processable	1	0.03	0.00	0.00	0.00	0.00
850 LTP Filter Cake	1	11.43	0.00	0.00	0.00	0.00
900 Unable to Process	5	0.00	0.00	0.00	0.00	0.00
Grand Total	3,656	43,162.13	386,633.61	0.52	0.00	386,634.13

**Hillsborough County ~ Solid Waste Management Dept.
Southeast County Landfill Tires Material Summary**

For the month of February, 2007

<i>Material Type</i>	<i>Count</i>	<i>Net Wt (tn)</i>	<i>Tip \$</i>	<i>Spec \$</i>	<i>Tax \$</i>	<i>Total Fee \$</i>
400 Tires	311	630.94	23,553.11	0.00	0.00	23,553.11
410 Tires - Residential	16	49.60	0.00	0.00	0.00	0.00
420 Tires - Municipal	2	8.12	303.12	0.00	0.00	303.12
Grand Total	329	688.66	23,856.23	0.00	0.00	23,856.23

~ (([Material Type]=400) OR ([Material Type]=410) OR ([Material Type]=420) OR ([Material Type]=430) OR ([Material Type]=840))

**Hillsborough County ~ Solid Waste Management Dept.
Southeast County Landfill Material Summary**

For the month of March, 2007

<i>Material Type</i>	<i>Count</i>	<i>Net Wt (tn)</i>	<i>Tip \$</i>	<i>Spec \$</i>	<i>Tax \$</i>	<i>Total Fee \$</i>
100 Processable	48	528.75	29,863.79	0.00	0.00	29,863.79
110 Processable Resid.	89	1,085.48	0.00	0.00	0.00	0.00
130 Processable-Tampa	351	6,016.03	303,388.41	0.00	0.00	303,388.41
200 Non-Processable	459	1,142.86	38,936.54	0.00	0.00	38,936.54
202 C&DD Pure	310	691.98	23,568.86	0.00	0.00	23,568.86
205 Asbestos	3	11.12	378.75	0.00	0.00	378.75
210 Non-Proc. Residential	623	2,809.35	0.00	0.00	0.00	0.00
213 C&DD Pure Residential	323	383.48	0.00	0.00	0.00	0.00
230 Non-Processable Tampa	223	3,404.83	101,582.80	0.00	0.00	101,582.80
235 Tampa Ash	273	6,982.23	208,279.94	0.00	0.00	208,279.94
250 Nonprofit Recycl Resd	12	115.04	2,291.59	0.00	0.00	2,291.59
400 Tires	324	757.06	28,261.05	0.00	0.00	28,261.05
410 Tires - Residential	20	52.64	0.00	0.00	0.00	0.00
420 Tires - Municipal	1	4.73	176.57	0.00	0.00	176.57
444 Shredded Tires	62	870.49	0.00	0.00	0.00	0.00
450 Unshredded Tires	4	33.82	0.00	0.00	0.00	0.00
500 FF Scale Weight	8	0.00	40.00	0.00	0.00	40.00
610 Proc. Transferred	1375	25,272.85	0.00	0.00	0.00	0.00
625 RRF Ash @ Landfill	230	6,066.85	0.00	0.00	0.00	0.00
720 Metals Extraction	2	6.78	0.00	0.00	0.00	0.00
820 SWMD Non-Processable	3	0.74	0.00	0.00	0.00	0.00
900 Unable to Process	9	0.00	0.00	0.00	0.00	0.00
Grand Total	4,752	56,237.11	736,768.30	0.00	0.00	736,768.30

**Hillsborough County ~ Solid Waste Management Dept.
Southeast County Landfill Tires**

For the month of March, 2007

<i>Material Type</i>	<i>Count</i>	<i>Net Wt (tn)</i>	<i>Tip \$</i>	<i>Spec \$</i>	<i>Tax \$</i>	<i>Total Fee \$</i>
400 Tires	324	757.06	28,261.05	0.00	0.00	28,261.05
410 Tires - Residential	20	52.64	0.00	0.00	0.00	0.00
420 Tires - Municipal	1	4.73	176.57	0.00	0.00	176.57
Grand Total	345	814.43	28,437.62	0.00	0.00	28,437.62

~ (([Material Type]=400) OR ([Material Type]=410) OR ([Material Type]=420) OR ([Material Type]=430) OR ([Material Type]=840))

Hillsborough County ~ Solid Waste Management Dept.
 Southeast County Landfill Processable

For the month of March, 2007

<i>Material Type</i>	<i>Count</i>	<i>Net Wt (tn)</i>	<i>Tip \$</i>	<i>Spec \$</i>	<i>Tax \$</i>	<i>Total Fee \$</i>
100 Processable	48	528.75	29,863.79	0.00	0.00	29,863.79
110 Processable Resid.	89	1,085.48	0.00	0.00	0.00	0.00
130 Processable-Tampa	351	6,016.03	303,388.41	0.00	0.00	303,388.41
610 Proc. Transferred	1375	25,272.85	0.00	0.00	0.00	0.00
Grand Total	1,863	32,903.11	333,252.20	0.00	0.00	333,252.20

~ (([Material Type]=100) OR ([Material Type]=101) OR ([Material Type]=110) OR ([Material Type]=120) OR ([Material Type]=121)

**SOUTHEAST COUNTY LANDFILL TONNAGE RECEIVED
and
BURIED**

	A	B	C	D	E	F	H	I	J	K	L	M	N	O	P	Q	R	S	T	U
1	SOUTHEAST COUNTY LANDFILL																			
2	TONNAGE ANALYSIS by MATERIAL																			
3	TWO TWELVE MONTH PERIODS																			
4	MONTH	Processable (1) 100, 110, 130, 610, 810	Non-Processable (2) 065, 200, 210, 220, 230, 820	Non-Profit Recycle Residue 250	R.R. Ash 625	City of Tampa Ash 235	Asbestos2 05, 215	C&DD 202, 213, 233	Yard Waste Residential 310	LTP - Filter Cake 850	Tires 400, 410, 420	Shredded Tires 444	TOTAL TONNAGE RECEIVED	Unshredded Tires 450	Less Tires	Less Tonnage Out	TOTAL TONNAGE BURIED	Existing Landfill Sections 1-6	New Landfill Sections 7	TOTAL TONNAGE BURIED
5	March'05	27,645.71	4,753.02	0.00	8,881.16	6,633.67	17.26	1,376.24	0.00	0.00	833.29	802.48	50,942.83	36.50	(833.29)	(11.42)	50,134.62	50,134.62		50,134.62
7	April'05	24,013.51	5,062.61	0.00	8,071.85	7,613.18	3.50	2,014.18	0.00	0.00	782.68	492.38	48,053.89	0.00	(782.68)	(21.04)	47,250.17	47,250.17		47,250.17
8	May'05	24,026.93	4,778.98	0.00	7,617.52	8,112.22	30.05	1,270.94	0.00	0.00	760.92	608.24	47,205.80	24.77	(760.92)	(9.83)	46,439.82		46,459.82	46,459.82
9	June'05	23,347.36	5,461.53	0.00	7,705.35	8,610.27	10.45	1,120.23	0.00	0.00	802.11	885.30	47,942.60	46.47	(802.11)	(11.22)	47,175.74	47,175.74		47,175.74
10	July'05	20,149.60	5,824.89	0.00	7,782.68	7,438.12	25.40	1,595.93	0.00	0.00	677.57	863.19	44,367.38	7.33	(677.57)	(8.44)	43,678.70	43,678.70		43,678.70
11	August'05	26,131.41	5,803.45	0.00	7,491.53	7,744.20	22.30	1,096.65	0.00	0.00	814.71	645.04	49,749.29	20.88	(814.71)	(14.80)	48,940.66	48,940.66		48,940.66
12	September'05	25,433.34	4,824.15	0.00	7,402.73	8,469.86	58.17	953.51	0.00	0.00	809.95	802.97	48,754.68	19.02	(809.95)	(9.25)	47,954.50	47,954.50		47,954.50
13	October'05	19,148.72	5,310.70	0.00	7,986.25	6,816.88	13.27	943.54	0.00	0.00	728.42	648.34	41,596.12	10.53	(728.42)	(8.05)	40,870.18	40,870.18		40,870.18
14	November'05	19,686.20	4,969.57	0.00	7,927.95	7,124.85	21.21	899.53	0.00	0.00	829.00	260.10	41,718.41	25.06	(829.00)	(8.18)	40,906.29	40,906.29		40,906.29
15	December'05	23,791.55	4,842.30	0.00	7,633.26	7,523.92	28.10	740.21	0.00	0.00	712.75	0.00	45,272.09	13.21	(712.75)	(16.33)	44,556.22	44,556.22		44,556.22
16	January'06	27,869.50	4,753.35	0.00	6,894.36	9,407.01	16.43	925.52	0.00	0.00	766.27	6.34	50,638.78	21.77	(766.27)	(6.67)	49,887.61	49,887.61		49,887.61
17	February'06	27,114.86	4,922.83	0.00	5,529.71	6,796.34	23.22	858.01	0.00	0.00	696.29	0.00	45,941.26	22.45	(696.29)	(12.43)	45,254.99	45,254.99		45,254.99
18	March'06	28,657.21	6,093.10	0.00	8,122.59	7,771.27	16.73	1,607.30	0.00	0.00	866.64	0.00	53,134.84	19.61	(866.64)	(2.87)	52,284.94	52,284.94		52,284.94
19	Total 12 Month	289,370.19	62,647.46	0.00	90,165.78	93,428.12	268.83	14,025.55	0.00	0.00	9,247.31	5,211.90	564,365.14	231.10	(9,247.31)	(129.11)	552,119.82	508,760.00	46,459.82	552,119.82
21	April'06	24,743.91	5,422.16	0.00	7,296.17	6,673.21	3.84	1,050.31	0.00	0.00	698.46	0.00	45,888.06	23.79	(698.46)	(14.05)	45,199.34	45,199.34		45,199.34
22	May'06	26,988.61	5,317.53	35.01	7,405.13	7,702.39	35.69	1,472.64	0.00	9.79	793.52	0.00	49,760.31	22.95	(793.52)	(6.69)	48,983.05	48,983.05		48,983.05
23	June'06	25,935.77	6,572.88	122.18	7,071.16	8,451.14	8.54	1,528.42	0.00	0.00	800.61	0.00	50,490.70	50.35	(800.61)	(6.23)	49,734.21	49,734.21		49,734.21
24	July'06	24,136.60	5,603.95	258.73	6,907.97	7,943.10	1.82	1,600.76	0.00	0.00	782.03	4.48	47,239.44	10.89	(782.03)	(14.64)	46,453.66	46,453.66		46,453.66
25	August'06	27,179.70	6,660.22	248.79	6,949.37	7,742.40	7.84	1,849.61	0.00	0.00	924.56	0.00	51,562.49	47.72	(924.56)	(7.39)	50,678.26	50,678.26		50,678.26
26	September'06	22,946.53	6,104.68	264.77	7,201.20	7,196.81	35.47	1,701.57	0.00	0.00	701.19	0.00	46,152.22	21.99	(701.19)	(12.19)	45,460.83	45,460.83		45,460.83
27	October'06	21,196.85	6,126.13	123.98	7,718.66	7,957.31	25.48	1,765.50	0.00	0.00	930.13	307.25	46,151.29	21.34	(930.13)	(7.38)	45,235.12	45,235.12		45,235.12
28	November'06	21,230.36	5,505.01	113.40	7,920.88	7,625.99	4.23	1,381.26	0.00	0.00	754.29	877.45	45,412.87	9.46	(754.29)	(8.47)	44,659.57	44,659.57		44,659.57
29	December'06	23,948.92	5,547.35	222.39	7,083.63	7,096.49	5.27	1,117.76	0.00	12.23	708.93	599.26	46,342.23	14.37	(708.93)	(8.39)	45,639.28	45,639.28		45,639.28
30	January'07	26,870.58	6,113.00	252.15	7,790.99	8,329.46	16.45	1,291.65	0.00	0.00	820.95	900.39	52,385.62	6.17	(820.95)	(6.60)	51,564.24	51,564.24		51,564.24
31	February'07	21,317.33	5,662.18	160.84	6,531.83	6,802.63	0.00	997.29	0.00	11.43	688.66	974.08	43,146.27	15.86	(688.66)	0.00	42,478.87	42,478.87		42,478.87
32	March'07	32,903.11	7,357.78	115.04	6,066.85	6,982.23	11.12	1,075.46	0.00	0.00	814.43	870.49	56,196.51	33.82	(814.43)	(6.78)	55,409.12	55,409.12		55,409.12
33	Total 12 Month	299,398.27	71,992.87	1,917.28	85,943.84	90,503.16	155.75	16,832.23	0.00	33.45	9,417.76	4,533.40	580,728.01	278.71	(9,417.76)	(98.81)	571,490.15	571,490.15	0.00	571,490.15
34																				
35													89,718.01				571,490.15	56,237.11		<= SWS32 + SOS32 - SOS32
36													0.00				0.00	56,237.11		<= SWIMS Total
37													0.00					0.00		<= This number should be ZERO
38	Notes:	1. Processable includes Mixed Processable																		
44		2. Non-Processable includes Mixed Non-Processable											192,921.33							<= Non-Proc. R.R. Ash, Tires, Asbestos, Plastic, Emergency, C&D
45		3. For Fiscal Year End unhide rows 39 thru 43.											192,921.33							<= Non-Processable from Note 2
46		4. Column 'G' Plastic/Emergency Rate is hidden.											0.00							<= This number should be ZERO
47																				
48	Landfill Total Less Processable, R.R. Ash, Tires, Shredded Tires, and Yard Waste Residential:												89,808.49							
49	Rate Non-processable Total:												89,808.49							
50													0.00							<= This number should be ZERO.

100494 SWW



Hillsborough County
Florida

Office of the County Administrator
Patricia G. Bean

Deputy County Administrator
Wally Hill

Assistant County Administrators
Kenneth C. Griffin
Carl S. Harness
Manus J. O' Donnell

BOARD OF COUNTY COMMISSIONERS

Brian Blair
Kathy Castor
Ken Hagan
Jim Norman
Thomas Scott
Mark Sharpe
Ronda Storms

Dept. of Environmental
Protection

October 11, 2006

OCT 16 2006

Southwest District

Mr. Henry Freedenberg
Engineering Specialist III
Florida Department of Environmental Protection
Solid Waste Section
2600 Blair Stone Road, M.S. 4565
Tallahassee, FL 32399-2400

RE: Hillsborough County Southeast County Landfill – Waste Records

Dear Mr. Freedenberg:

In accordance with Permit No. 35435-006-SO, Specific Condition No. 11, the Hillsborough County Solid Waste Management Department (SWMD) is submitting the waste records data for the Southeast County Landfill.

This report includes the waste records for the quarter from July 2006 through September 2006. Should you have any questions concerning the information provided, please contact me at the SWMD at 813-276-2956.

Sincerely,

Megan J. Miller, P.E.
Landfill Services Section
Solid Waste Management Department

Attachments

xc: Larry Ruiz, SWMD
Susan Pelz, FDEP Tampa
Ron Cope, EPC

G:\LFS\Southeast\2006 monthly reports\qtrly wst records 3Q2006.doc

Post Office Box 1110 • Tampa, Florida 33601

Web Site: www.hillsboroughcounty.org

An Affirmative Action/Equal Opportunity Employer

Hillsborough County ~ Solid Waste Management Dept.
Southeast County Landfill
Material Summary
For the Month of July 2006

<i>Material Text</i>	<i>Count</i>	<i>Net Wt (tn)</i>	<i>CYd</i>	<i>Tip \$</i>	<i>Spec \$</i>	<i>Tax \$</i>	<i>Total Fee \$</i>
100 Processable	44	335.68	0	18,959.78	0.00	0.00	18,959.78
110 Processable Resid.	57	703.03	0	0.00	0.00	0.00	0.00
130 Processable-Tampa	32	660.20	0	33,293.89	0.00	0.00	33,293.89
200 Non-Processable	328	955.19	0	32,543.39	0.20	0.00	32,543.59
202 C&DD Pure	403	1,273.62	0	43,382.24	0.00	0.00	43,382.24
210 Non-Proc. Residential	471	2,437.66	0	0.00	0.00	0.00	0.00
213 C&DD Pure Residential	297	327.14	0	0.00	0.00	0.00	0.00
215 Asbestos Residential	2	1.82	0	0.00	0.00	0.00	0.00
220 Non-Proc. Municipal	1	2.82	0	90.44	0.00	0.00	90.44
230 Non-Processable Tampa	136	2,208.16	0	65,869.71	0.00	0.00	65,869.71
235 Tampa Ash	324	7,943.10	0	236,942.63	0.00	0.00	236,942.63
250 Nonprofit Recycl Resd	75	258.73	0	5,153.92	0.00	0.00	5,153.92
400 Tires	315	741.15	0	27,667.08	0.00	0.00	27,667.08
410 Tires - Residential	15	35.37	0	0.00	0.00	0.00	0.00
420 Tires - Municipal	2	5.51	0	205.69	0.00	0.00	205.69
444 Shredded Tires	1	4.48	0	0.00	0.00	0.00	0.00
450 Unshredded Tires	1	10.89	0	0.00	0.00	0.00	0.00
500 FF Scale Weight	7	0.00	0	35.00	0.00	0.00	35.00
610 Proc. Transferred	1,211	22,431.10	0	0.00	0.00	0.00	0.00
625 RRF Ash @ Landfill	269	6,907.97	0	0.00	0.00	0.00	0.00
720 Metals Extraction	3	14.64	0	0.00	0.00	0.00	0.00
810 SWMD Processable	1	6.59	0	0.00	0.00	0.00	0.00
820 SWMD Non-Processable	1	0.12	0	0.00	0.00	0.00	0.00
900 Unable to Process	11	0.00	0	0.00	0.00	0.00	0.00

Filter:([Material Type]=100) OR ([Material Type]=101) OR ([Material Type]=110) OR ([Material Type]=120) OR ([Material Type]=121)
For All Accounts For All WMID's For Facility: LF For All Directions

Grand Total

24

4,007	47,264.97	0	464,143.77	0.20	0.00	464,143.97
-------	-----------	---	------------	------	------	------------

(14.64) *720 (Metal Extraction is deducted as is
~~47,250.33~~ included in Materials Received.

Filter:([Material Type]=100) OR ([Material Type]=101) OR ([Material Type]=110) OR ([Material Type]=120) OR ([Material
For All Accounts For All WMID's For Facility: LF For All Directions

WM7 - Trans Summary ~ Material Summary

August, 04, 2006 9:27 AM

Site: OF WMID: JP

**Hillsborough County ~ Solid Waste Management Dept.
Southeast County Landfill**

Material Summary

From Tuesday August 1, 2006 To Tuesday August 29, 2006

OK
8/31/06

<i>Material Text</i>	<i>Count</i>	<i>Net Wt (tn)</i>	<i>CYd</i>	<i>Tip \$</i>	<i>Spec \$</i>	<i>Tax \$</i>	<i>Total Fee \$</i>
100 Processable	78	528.76	0	29,864.36	0.00	0.00	29,864.36
110 Processable Resid.	38	490.93	0	0.00	0.00	0.00	0.00
200 Non-Processable	397	1,420.37	0	48,382.83	0.00	0.00	48,382.83
202 C&DD Pure	413	1,458.48	0	49,679.91	0.00	0.00	49,679.91
205 Asbestos	1	1.55	0	52.79	0.00	0.00	52.79
210 Non-Proc. Residential	461	2,123.09	0	0.00	0.00	0.00	0.00
213 C&DD Pure Residential	208	249.38	0	0.00	0.00	0.00	0.00
215 Asbestos Residential	1	0.71	0	0.00	0.00	0.00	0.00
230 Non-Processable Tampa	149	2,672.46	0	79,719.51	0.00	0.00	79,719.51
233 C&DD Pure Tampa	1	3.94	0	117.53	0.00	0.00	117.53
235 Tampa Ash	301	7,381.56	0	220,191.87	0.00	0.00	220,191.87
250 Nonprofit Recycl Resd	73	248.79	0	4,955.94	0.00	0.00	4,955.94
400 Tires	339	793.76	0	29,631.11	0.28	0.00	29,631.39
410 Tires - Residential	10	29.77	0	0.00	0.00	0.00	0.00
420 Tires - Municipal	1	1.85	0	69.06	0.00	0.00	69.06
430 Tires - Tampa	3	30.66	0	1,144.53	0.00	0.00	1,144.53
450 Unshredded Tires	3	35.33	0	0.00	0.00	0.00	0.00
500 FF Scale Weight	2	0.00	0	10.00	0.00	0.00	10.00
610 Proc. Transferred	1,364	23,778.70	0	0.00	0.00	0.00	0.00
625 RRF Ash @ Landfill	252	6,492.52	0	0.00	0.00	0.00	0.00
720 Metals Extraction	2	7.39	0	0.00	0.00	0.00	0.00
820 SWMD Non-Processable	3	0.34	0	0.00	0.00	0.00	0.00
900 Unable to Process	6	0.00	0	0.00	0.00	0.00	0.00
Grand Total	4,106	47,750.34	0	463,819.44	0.28	0.00	463,819.72

Filter: ([Material Type]=400) OR ([Material Type]=410) OR ([Material Type]=420) OR ([Material Type]=430) OR ([Material Type]=440)
For All Accounts For All WMID's For Facility: LF For All Directions

Net WT(in)*Grand Total*

47,750.34

-7.39**47,742.95 *720 (Metal Extractin is deducted as is
included in Materials Received.**

Filter:([Material Type]=400) OR ([Material Type]=410) OR ([Material Type]=420) OR ([Material Type]=430) OR ([Material
For All Accounts For All WMID's For Facility: LF For All Directions

WM7 - Trans Summary - Material Summary**August, 31, 2006 8:02 AM****Site: OF WMID: JP**

2 Of 2

Hillsborough County ~ Solid Waste Management Dept.
Southeast County Landfill
 Material Summary

For the Month of September 2006

<i>Material Text</i>	<i>Count</i>	<i>Net Wt (tn)</i>	<i>CYd</i>	<i>Tip \$</i>	<i>Spec \$</i>	<i>Tax \$</i>	<i>Total Fee \$</i>
100 Processable	50	410.75	0	23,199.15	0.00	0.00	23,199.15
110 Processable Resid.	45	546.04	0	0.00	0.00	0.00	0.00
200 Non-Processable	355	1,522.15	0	51,850.89	0.00	0.00	51,850.89
202 C&DD Pure	428	1,479.18	0	50,380.88	0.00	0.00	50,380.88
205 Asbestos	7	34.98	0	1,191.43	0.00	0.00	1,191.43
210 Non-Proc. Residential	504	2,312.06	0	0.00	0.00	0.00	0.00
213 C&DD Pure Residential	169	222.39	0	0.00	0.00	0.00	0.00
215 Asbestos Residential	1	0.49	0	0.00	0.00	0.00	0.00
230 Non-Processable Tampa	140	2,270.47	0	67,733.17	0.00	0.00	67,733.17
235 Tampa Ash	292	7,196.81	0	214,680.72	0.00	0.00	214,680.72
250 Nonprofit Recycl Resd	77	264.77	0	5,274.25	0.00	0.00	5,274.25
400 Tires	286	642.72	0	23,992.67	0.00	0.00	23,992.67
410 Tires - Residential	16	46.70	0	0.00	0.00	0.00	0.00
420 Tires - Municipal	3	11.77	0	439.37	0.00	0.00	439.37
450 Unshredded Tires	2	21.99	0	0.00	0.00	0.00	0.00
500 FF Scale Weight	7	0.00	0	35.00	0.00	0.00	35.00
610 Proc. Transferred	1,217	21,989.74	0	0.00	0.00	0.00	0.00
625 RRF Ash @ Landfill	277	7,201.20	0	0.00	0.00	0.00	0.00
720 Metals Extraction	3	12.19	0	0.00	0.00	0.00	0.00
900 Unable to Process	7	0.00	0	0.00	0.00	0.00	0.00
Grand Total	3,886	46,186.40	0	438,777.53	0.00	0.00	438,777.53

20

Filter:txtFullFilter

For All Accounts For All WMID's For Facility: LF For All Directions

WM7 - Trans Summary ~ Material Summary

October, 10, 2006 8:22 AM

Site: OF WMID: JP

SOUTHEAST COUNTY LANDFILL TONNAGE RECEIVED

**and
BURIED**

	A	B	C	D	E	F	H	I	J	K	L	M	N	O	P	Q	R	S	T	U	
1	SOUTHEAST COUNTY LANDFILL																				
2	TONNAGE ANALYSIS by MATERIAL																				
3	TWO TWELVE MONTH PERIODS																				
4	MONTH	Processable (1) 100,110, 130, 610, 810	Non-Processable (2) 065, 200, 210, 220, 230, 820	Non-Profit Recycle Residue 250	R.R. Ash 625	City of Tampa Ash 235	Asbestos2 05, 215	C&DD 202, 213, 233	Yard Waste Residential 310	LTP - Filter Cake 850	Tires 400, 410, 420	Shredded Tires 444	TOTAL TONNAGE RECEIVED	Unshredded Tires 450	Less Tires	Less Tonnage Out	TOTAL TONNAGE BURIED	Existing Landfill Sections 1-6	New Landfill Sections 7	TOTAL TONNAGE BURIED	
5	September'04	24,357.77	4,505.85	0.00	7,168.38	7,214.78	38.18	1,262.67		0.00	591.78		45,139.41	19.03	(591.78)	(10.89)	44,555.77	44,555.77			
7	October'04	26,150.00	7,127.19	0.00	7,871.03	6,642.44	49.79	1,797.00	1,973.70	0.00	738.68	596.75	52,946.58	20.74	(738.68)	(16.62)	52,018.02	52,212.02			
8	November'04	20,896.06	5,166.08	0.00	8,230.35	8,421.55	37.10	2,018.27	288.51	0.00	737.74	1,076.51	46,872.17	10.28	(737.74)	(15.39)	46,129.32	46,129.32			
9	December'04	22,239.57	4,281.46	0.00	8,727.20	8,078.43	28.97	1,611.90	0.00	0.00	639.08	1,283.21	46,889.82	0.00	(639.08)	(12.16)	46,238.58	46,238.58			
10	January'05	25,884.17	4,541.75	0.00	6,319.64	6,981.61	26.27	1,607.70	0.00	0.00	694.61	563.12	46,618.87	46.34	(694.61)	(11.19)	45,959.41	45,959.41			
11	February'05	27,148.10	4,452.03	0.00	5,380.91	6,964.94	13.10	1,657.40	0.00	0.00	690.53	651.37	46,958.38	60.93	(690.53)	(10.55)	46,318.23	46,318.23			
12	March'05	27,645.71	4,753.02	0.00	8,881.16	6,633.67	17.26	1,376.24	0.00	0.00	833.29	802.48	50,942.83	36.50	(833.29)	(11.42)	50,134.62	50,134.62			
13	April'05	24,013.51	5,062.61	0.00	8,071.85	7,613.18	3.50	2,014.18	0.00	0.00	782.68	492.38	48,053.89	0.00	(782.68)	(21.04)	47,250.17	47,250.17			
14	May'05	24,026.93	4,778.98	0.00	7,617.52	8,112.22	30.05	1,270.94	0.00	0.00	760.92	608.24	47,205.80	24.77	(760.92)	(9.83)	46,459.82	46,459.82			
15	June'05	23,347.36	5,461.53	0.00	7,705.35	8,610.27	10.45	1,120.23	0.00	0.00	802.11	885.30	47,942.60	46.47	(802.11)	(11.22)	47,175.74	47,175.74			
16	July'05	20,149.60	5,824.89	0.00	7,782.68	7,438.12	25.40	1,595.93	0.00	0.00	677.57	863.19	44,357.38	7.33	(677.57)	(8.44)	43,678.70	43,678.70			
17	August'05	26,131.41	5,803.45	0.00	7,491.53	7,744.20	22.30	1,096.65	0.00	0.00	814.71	645.04	49,749.29	20.88	(814.71)	(14.80)	48,940.66	48,940.66			
18	September'05	25,433.34	4,824.15	0.00	7,402.73	8,469.86	58.17	953.51	0.00	0.00	809.95	802.97	48,754.68	19.02	(809.95)	(9.25)	47,954.50	47,954.50			
19	Total 12 Month	293,065.76	62,077.14	0.00	91,481.95	91,710.49	322.36	18,119.95	2,262.21	0.00	8,981.87	9,270.56	577,292.29	293.26	(8,981.87)	(151.91)	568,517.77	429,903.22	138,548.55	568,517.77	
20	October'05	19,148.72	5,310.70	0.00	7,986.25	6,816.88	13.27	943.54	0.00	0.00	728.42	648.34	41,596.12	10.53	(728.42)	(8.05)	40,870.18	40,870.18			
22	November'05	19,686.20	4,969.57	0.00	7,927.95	7,124.85	21.21	899.53	0.00	0.00	829.00	260.10	41,718.41	25.06	(829.00)	(8.18)	40,906.29	40,906.29			
23	December'05	23,791.55	4,842.30	0.00	7,633.26	7,523.92	28.10	740.21	0.00	0.00	712.75	0.00	45,272.09	13.21	(712.75)	(16.33)	44,556.22	44,556.22			
24	January'06	27,869.50	4,753.35	0.00	6,894.36	9,407.01	16.43	925.52	0.00	0.00	766.27	6.34	50,638.78	21.77	(766.27)	(6.67)	49,887.61	49,887.61			
25	February'06	27,114.86	4,922.83	0.00	5,529.71	6,796.34	23.22	858.01	0.00	0.00	696.29	0.00	45,941.26	22.45	(696.29)	(12.43)	45,254.99	45,254.99			
26	March'06	28,657.21	6,093.10	0.00	8,122.59	7,771.27	16.73	1,607.30	0.00	0.00	866.64	0.00	53,134.84	19.61	(866.64)	(2.87)	52,264.94	52,264.94			
27	April'06	24,743.91	5,422.16	0.00	7,296.17	6,673.21	3.84	1,050.31	0.00	0.00	698.46	0.00	45,888.06	23.79	(698.46)	(14.05)	45,199.34	45,199.34			
28	May'06	26,988.61	5,317.53	35.01	7,405.13	7,702.39	35.69	1,472.64	0.00	9.79	793.52	0.00	49,760.31	22.95	(793.52)	(6.69)	48,983.05	48,983.05			
29	June'06	25,935.77	6,572.88	122.18	7,071.16	8,451.14	8.54	1,528.42	0.00	0.00	800.61	0.00	50,490.70	50.35	(800.61)	(6.23)	49,734.21	49,734.21			
30	July'06	24,136.60	5,603.95	258.73	6,907.97	7,943.10	1.82	1,600.76	0.00	0.00	782.03	4.48	47,239.44	10.89	(782.03)	(14.64)	46,453.66	46,453.66			
31	August'06	27,179.70	6,660.22	248.79	6,949.37	7,742.40	7.84	1,849.61	0.00	0.00	924.56	0.00	51,562.49	47.72	(924.56)	(7.39)	50,678.26	50,678.26			
32	September'06	22,946.53	6,104.68	264.77	7,201.20	7,196.81	35.47	1,701.57	0.00	0.00	701.19	0.00	46,152.22	21.99	(701.19)	(12.19)	45,460.83	45,460.83			
33	Total 12 Month	298,199.16	66,573.27	929.48	86,925.12	91,149.32	212.16	15,177.42	0.00	9.79	9,299.74	919.26	569,394.72	290.32	(9,299.74)	(115.72)	560,269.58	560,269.58	0.00	560,269.58	
34	SYSTEM Landfill Recycle Residue Tonnage Received at the South County Landfill (p2) 260,976.56 261,081.86 (105.30)																	SYSTEM Buried at Landfill (T) This number must be ZERO 0.00 This number must be ZERO			
35																		46,186.40	<=> \$N\$32+\$O\$32-\$Q\$32		
36																		46,186.40	<=> SWIMS Total		
37																		0.00	<=> This number should be		
38	Fiscal Year Totals	298,199.16	66,573.27	929.48	86,925.12	91,149.32	212.16	15,177.42	0.00	9.79	9,299.74	919.26	569,394.72	290.32	(9,299.74)	(115.72)	560,269.58	560,269.58	0.00	560,269.58	
44	Note's: 1. Processable includes Mixed Processable 2. Non-Processable includes Mixed Non-Processable 3. For Fiscal Year End unhide rows 39 thru 43. 4. Column 'G' Plastic/Emergency Rate is hidden.																				
45																		174,051.44	Landfill Total Less Processable, R.R. Ash, Tires, Shredded Tires, and Yard Waste Residential:		
46																		174,156.74	Rate Non-processable Total:		
47																		105.30	<=> This number should be ZERO.		
48																		174,051.44	Landfill Total Less Processable, R.R. Ash, Tires, Shredded Tires, and Yard Waste Residential:		
49																		174,156.74	Rate Non-processable Total:		
50																		105.30	<=> This number should be ZERO.		

Hills SELF
WQA file



Hillsborough County
Florida

Office of the County Administrator
Patricia G. Bean

January 9, 2007

Deputy County Administrator
Wally Hill

Assistant County Administrators
Kenneth C. Griffin
Carl S. Harness
Manus J. O' Donnell

BOARD OF COUNTY COMMISSIONERS

Brian Blair
Rose V. Ferlita
Ken Hagan
Al Higginbotham
Jim Norman
Mark Sharpe
Kevin White

Dept. of Environmental
Protection

JAN 11 2007

Southwest District

Mr. Henry Freedenberg
Engineering Specialist III
Florida Department of Environmental Protection
Solid Waste Section
2600 Blair Stone Road, M.S. 4565
Tallahassee, FL 32399-2400

RE: Hillsborough County Southeast County Landfill – Waste Records

Dear Mr. Freedenberg:

In accordance with Permit No. 35435-006-SO, Specific Condition No. 11, the Hillsborough County Solid Waste Management Department (SWMD) is submitting the waste records data for the Southeast County Landfill.

This report includes the waste records for the quarter from October 2006 through December 2006. Should you have any questions concerning the information provided, please contact me at the SWMD at 813-276-2956.

Sincerely,


Megan J. Miller, P.E.
Landfill Services Section
Solid Waste Management Department

Attachments

xc: Larry Ruiz, SWMD
Susan Pelz, FDEP Tampa
Ron Cope, EPC

SOUTHEAST COUNTY LANDFILL TONNAGE RECEIVED

and BURIED

A		B		C		D		E		F		H		I		J		K		L		M		N		O		P		Q		R		S		T		U	
1 SOUTHEAST COUNTY LANDFILL																																							
2 TONNAGE ANALYSIS BY MATERIAL																																							
3 TWO TWELVE MONTH PERIODS																																							
4	MONTH	Processable (1) 100, 110, 130, 610, 810	Non- Processable (2) 065, 200, 210, 220, 230, 820	Non-Profit Recycle Residue 250	R.R. Ash 625	City of Tampa Ash 235	Asbestos 05, 215	C&DD 202, 213, 233	Yard Waste Residential 310	LTP - Filter Cake 850	Tires 400, 410, 420	Shredded Tires 444	TOTAL TONNAGE RECEIVED	Unshredded Tires 450	Less Tires	Less Tonnage Out	TOTAL TONNAGE BURIED	Existing Landfill Sections 1-6	New Landfill Sections 7	TOTAL TONNAGE BURIED																			
5	December'04	22,239.57	4,281.46	0.00	8,727.20	8,078.43	28.97	1,611.90	0.00	0.00	639.08	1,283.21	46,889.82	0.00	(639.08)	(12.16)	46,238.58	46,238.58		46,238.58																			
7	January'05	25,884.17	4,541.75	0.00	6,319.64	6,981.61	26.27	1,607.70	0.00	0.00	694.61	563.12	46,618.87	46.34	(694.61)	(11.19)	45,959.41		45,959.41	45,959.41																			
8	February'05	27,148.10	4,452.03	0.00	5,380.91	6,964.94	13.10	1,657.40	0.00	0.00	690.53	651.37	46,958.38	60.93	(690.53)	(10.55)	46,318.23	46,318.23		46,318.23																			
9	March'05	27,645.71	4,753.02	0.00	8,881.16	6,633.67	17.26	1,376.24	0.00	0.00	833.29	802.48	50,942.83	36.50	(833.29)	(11.42)	50,134.62	50,134.62		50,134.62																			
10	April'05	24,013.51	5,062.61	0.00	8,071.85	7,613.18	3.50	2,014.18	0.00	0.00	782.68	492.38	48,053.89	0.00	(782.68)	(21.04)	47,250.17	47,250.17		47,250.17																			
11	May'05	24,026.93	4,778.98	0.00	7,617.52	8,112.22	30.05	1,270.94	0.00	0.00	760.92	608.24	47,205.80	24.77	(760.92)	(9.83)	46,459.82		46,459.82	46,459.82																			
12	June'05	23,347.36	5,461.53	0.00	7,705.35	8,610.27	10.45	1,120.23	0.00	0.00	802.11	885.30	47,942.60	46.47	(802.11)	(11.22)	47,175.74	47,175.74		47,175.74																			
13	July'05	20,149.60	5,824.89	0.00	7,782.68	7,438.12	25.40	1,595.93	0.00	0.00	677.57	863.19	44,357.38	7.33	(677.57)	(8.44)	43,678.70	43,678.70		43,678.70																			
14	August'05	26,131.41	5,803.45	0.00	7,491.53	7,744.20	22.30	1,096.65	0.00	0.00	814.71	645.04	49,749.29	20.88	(814.71)	(14.80)	48,940.66	48,940.66		48,940.66																			
15	September'05	25,433.34	4,824.15	0.00	7,402.73	8,469.86	58.17	953.51	0.00	0.00	809.95	802.97	48,754.68	19.02	(809.95)	(9.25)	47,954.50	47,954.50		47,954.50																			
16	October'05	19,148.72	5,310.70	0.00	7,986.25	6,816.88	13.27	943.54	0.00	0.00	728.42	648.34	41,596.12	10.53	(728.42)	(8.05)	40,870.18	40,870.18		40,870.18																			
17	November'05	19,686.20	4,969.57	0.00	7,927.95	7,124.85	21.21	899.53	0.00	0.00	829.00	260.10	41,718.41	25.06	(829.00)	(8.18)	40,906.29	40,906.29		40,906.29																			
18	December'05	23,791.55	4,842.30	0.00	7,633.26	7,523.92	28.10	740.21	0.00	0.00	712.75	0.00	45,727.09	13.21	(712.75)	(16.33)	44,556.22	44,556.22		44,556.22																			
19	Total 12 Month	286,406.60	60,624.98	0.00	90,200.83	90,033.72	269.08	15,276.06	0.00	0.00	9,136.54	7,222.53	559,170.34	311.04	(9,136.54)	(140.30)	550,204.54	457,785.31	92,419.23	550,204.54																			
20	January'06	27,869.50	4,753.35	0.00	6,894.36	9,407.01	16.43	925.52	0.00	0.00	766.27	6.34	50,638.78	21.77	(766.27)	(6.67)	49,887.61	49,887.61		49,887.61																			
22	February'06	27,114.86	4,922.83	0.00	5,529.71	6,796.34	23.22	858.01	0.00	0.00	696.29	0.00	45,941.26	22.45	(696.29)	(12.43)	45,254.99	45,254.99		45,254.99																			
23	March'06	28,657.21	6,093.10	0.00	8,122.59	7,771.27	16.73	1,607.30	0.00	0.00	866.64	0.00	53,134.84	19.61	(866.64)	(2.87)	52,284.94	52,284.94		52,284.94																			
24	April'06	24,743.91	5,422.16	0.00	7,296.17	6,673.21	3.84	1,050.31	0.00	0.00	698.46	0.00	45,888.06	23.79	(698.46)	(14.05)	45,199.34	45,199.34		45,199.34																			
25	May'06	26,988.61	5,317.53	35.01	7,405.13	7,702.39	35.69	1,472.64	0.00	9.79	793.52	0.00	49,760.31	22.95	(793.52)	(6.69)	48,983.05	48,983.05		48,983.05																			
26	June'06	25,935.77	6,572.88	122.18	7,071.16	8,451.14	8.54	1,528.42	0.00	0.00	800.61	0.00	50,490.70	50.35	(800.61)	(6.23)	49,734.21	49,734.21		49,734.21																			
27	July'06	24,136.60	5,603.95	258.73	6,907.97	7,943.10	1.82	1,600.76	0.00	0.00	782.03	4.48	47,239.44	10.89	(782.03)	(14.64)	46,453.66	46,453.66		46,453.66																			
28	August'06	27,179.70	6,660.22	248.79	6,949.37	7,742.40	7.84	1,849.61	0.00	0.00	924.56	0.00	51,562.49	47.72	(924.56)	(7.39)	50,678.26	50,678.26		50,678.26																			
29	September'06	22,946.53	6,104.68	264.77	7,201.20	7,196.81	35.47	1,701.57	0.00	0.00	701.19	0.00	46,152.22	21.99	(701.19)	(12.19)	45,460.83	45,460.83		45,460.83																			
30	October'06	21,196.85	6,126.13	123.98	7,718.66	7,957.31	25.48	1,765.50	0.00	0.00	930.13	307.25	46,151.29	21.34	(930.13)	(7.38)	45,235.12	45,235.12		45,235.12																			
31	November'06	21,230.36	5,505.01	113.40	7,920.88	7,625.99	4.23	1,381.26	0.00	0.00	754.29	877.45	45,412.87	9.46	(754.29)	(8.47)	44,659.57	44,659.57		44,659.57																			
32	December'06	23,948.92	5,547.35	222.39	7,083.63	7,096.49	5.27	1,117.76	0.00	12.23	708.93	599.26	46,342.23	14.37	(708.93)	(8.39)	45,639.28	45,639.28		45,639.28																			
33	Total 12 Month	301,948.82	68,629.19	1,389.25	86,100.83	92,363.46	184.56	16,858.66	0.00	22.02	9,422.92	1,794.78	578,714.49	286.69	(9,422.92)	(107.40)	569,470.86	569,470.86	0.00	569,470.86																			
34	SYSTEM Landfill Reconciliation Tonnage Received at the Southeast Landfill (p. 2)															578,714.49	SYSTEM Buried @ Landfill (p. 1)			569,470.86	46,364.99	<= SN532 + SO532 - SQ532																	
35	This number must be ZERO															0.00	This number must be ZERO			0.00	46,364.99	<= SWIMS Total																	
36	This number must be ZERO															0.00	This number must be ZERO			0.00	0.00	<= This number should be																	
37	This number must be ZERO															0.00	This number must be ZERO			0.00	0.00	<= This number should be																	
38	Fiscal Yr. Totals:	66,376.13	17,178.49	459.77	22,723.17	22,679.79	34.98	4,264.52	0.00	12.23	2,393.35	1,783.96	137,906.39	45.17	(2,393.35)	(24.24)	135,533.97	135,533.97	0.00	135,533.97																			
44	Note's:																																						
45	1. Processable includes Mixed Processable																																						
46	2. Non-Processable includes Mixed Non-Processable																																						
47	3. For Fiscal Year End unhide rows 39 thru 43.																																						
47	4. Column 'G' Plastic/Emergency Rate is hidden.																																						
48	Landfill Total Less Processable, R.R. Ash, Tires, Shredded Tires, and Yard Waste Residential:																																						
49	Rate Non-processable Total:																																						
50	0.00 <= This number should be ZERO.																																						

Hillsborough County ~ Solid Waste Management Dept.
Southeast County Landfill
 Material Summary
 For the Month of October 2006

OK
 AP
 11-03-06

<i>Material Text</i>	<i>Count</i>	<i>Net Wt (tn)</i>	<i>CYd</i>	<i>Tip \$</i>	<i>Spec \$</i>	<i>Tax \$</i>	<i>Total Fee \$</i>
100 Processable	50	386.84	0	21,848.72	0.00	0.00	21,848.72
110 Processable Resid.	61	575.58	0	0.00	0.00	0.00	0.00
130 Processable-Tampa	59	1,031.90	0	52,038.72	0.00	0.00	52,038.72
200 Non-Processable	322	1,194.07	0	40,679.30	0.20	0.00	40,679.50
202 C&DD Pure	432	1,487.71	0	50,684.04	0.00	0.00	50,684.04
205 Asbestos	4	21.57	0	734.66	0.00	0.00	734.66
210 Non-Proc. Residential	504	2,456.43	0	0.00	0.00	0.00	0.00
213 C&DD Pure Residential	210	277.79	0	0.00	0.00	0.00	0.00
215 Asbestos Residential	2	3.91	0	0.00	0.00	0.00	0.00
220 Non-Proc. Municipal	3	7.47	0	239.57	0.00	0.00	239.57
230 Non-Processable Tampa	159	2,454.53	0	73,225.76	0.00	0.00	73,225.76
235 Tampa Ash	322	7,957.31	0	237,366.58	0.00	0.00	237,366.58
250 Nonprofit Recycl Resd	45	123.98	0	2,469.66	0.00	0.00	2,469.66
400 Tires	376	874.55	0	32,647.05	0.00	0.00	32,647.05
410 Tires - Residential	20	54.36	0	0.00	0.00	0.00	0.00
420 Tires - Municipal	1	1.22	0	45.54	0.00	0.00	45.54
444 Shredded Tires	24	307.25	0	0.00	0.00	0.00	0.00
450 Unshredded Tires	2	21.34	0	0.00	0.00	0.00	0.00
500 FF Scale Weight	3	0.00	0	15.00	0.00	0.00	15.00
610 Proc. Transferred	1,146	19,202.53	0	0.00	0.00	0.00	0.00
625 RRF Ash @ Landfill	304	7,718.66	0	0.00	0.00	0.00	0.00
720 Metals Extraction	2	7.38	0	0.00	0.00	0.00	0.00
820 SWMD Non-Processable	7	13.63	0	0.00	0.00	0.00	0.00
900 Unable to Process	9	0.00	0	0.00	0.00	0.00	0.00

Filter:txtFullFilter

For All Accounts For All WMID's For Facility: LF For All Directions

Grand Total

24

4,067	46,180.01	0	511,994.60	0.20	0.00	511,994.80
-------	-----------	---	------------	------	------	------------

Net WT(in)

Grand Total

46,180.01

-12.19

46,167.82 *720 (Metal Extraction is deducted as is included in Materials Received.

Filter:txtFullFilter

For All Accounts For All WMID's For Facility: LF For All Directions
WM7 - Trans Summary ~ Material Summary

November, 03, 2006 10:50

Site: OF WMID: JP

2 Of 2

Hillsborough County ~ Solid Waste Management Dept.
Southeast County Landfill Tires
 Material Summary

For the Month of November 2006

<i>Material Text</i>	<i>Count</i>	<i>Net Wt (tn)</i>	<i>CYd</i>	<i>Tip \$</i>	<i>Spec \$</i>	<i>Tax \$</i>	<i>Total Fee \$</i>
100 Processable	38	329.98	0	18,637.26	0.00	0.00	18,637.26
110 Processable Resid.	48	580.67	0	0.00	0.00	0.00	0.00
130 Processable-Tampa	6	98.72	0	4,978.45	0.00	0.00	4,978.45
200 Non-Processable	314	818.52	0	27,886.33	0.00	0.00	27,886.33
202 C&DD Pure	345	1,041.35	0	35,469.35	0.30	0.00	35,469.65
205 Asbestos	3	4.23	0	144.07	0.00	0.00	144.07
210 Non-Proc. Residential	451	2,430.16	0	0.00	0.00	0.00	0.00
213 C&DD Pure Residential	295	331.56	0	0.00	0.00	0.00	0.00
230 Non-Processable Tampa	149	2,250.19	0	67,129.17	0.00	0.00	67,129.17
233 C&DD Pure Tampa	1	8.35	0	249.08	0.00	0.00	249.08
235 Tampa Ash	308	7,625.99	0	227,483.28	0.00	0.00	227,483.28
250 Nonprofit Recycl Resd	22	113.40	0	2,258.93	0.00	0.00	2,258.93
400 Tires	310	681.43	0	25,437.71	0.22	0.00	25,437.93
410 Tires - Residential	17	58.75	0	0.00	0.00	0.00	0.00
420 Tires - Municipal	5	14.11	0	526.72	0.00	0.00	526.72
444 Shredded Tires	66	877.45	0	0.00	0.00	0.00	0.00
450 Unshredded Tires	1	9.46	0	0.00	0.00	0.00	0.00
500 FF Scale Weight	1	0.00	0	5.00	0.00	0.00	5.00
610 Proc. Transferred	1,171	20,220.99	0	0.00	0.00	0.00	0.00
625 RRF Ash @ Landfill	309	7,920.88	0	0.00	0.00	0.00	0.00
720 Metals Extraction	2	8.47	0	0.00	0.00	0.00	0.00
820 SWMD Non-Processable	8	6.14	0	0.00	0.00	0.00	0.00
900 Unable to Process	8	0.00	0	0.00	0.00	0.00	0.00
<i>Grand Total</i>	3,878	45,430.80	0	410,205.35	0.52	0.00	410,205.87

Filter:([Material Type]=400) OR ([Material Type]=410) OR ([Material Type]=420) OR ([Material Type]=430) OR ([Material
 For All Accounts For All WMID's For Facility: LF For All Directions

Hillsborough County ~ Solid Waste Management Dept.
Southeast County Landfill Tires
 Material Summary

For the Month of November 2006

<i>Material Text</i>	<i>Count</i>	<i>Net Wt (tn)</i>	<i>CYd</i>	<i>Tip \$</i>	<i>Spec \$</i>	<i>Tax \$</i>	<i>Total Fee \$</i>
400 Tires	310	681.43	0	25,437.71	0.22	0.00	25,437.93
410 Tires - Residential	17	58.75	0	0.00	0.00	0.00	0.00
420 Tires - Municipal	5	14.11	0	526.72	0.00	0.00	526.72
Grand Total	332	754.29	0	25,964.43	0.22	0.00	25,964.65
3							

	Net WT (in)
<i>Grand Total</i>	45,430.80
Metal Extraction	<u>-8.47</u>
	45,422.33

Filter:([Material Type]=400) OR ([Material Type]=410) OR ([Material Type]=420) OR ([Material Type]=430) OR ([Material Type]=440)
 For All Accounts For All WMID's For Facility: LF For All Directions

Hillsborough County ~ Solid Waste Management Dept.
 Southeast County Landfill Material Summary

OK
 J.D.
 1-04-07

For the month of December, 2006

<i>Material Type</i>	<i>Count</i>	<i>Net Wt (tn)</i>	<i>Tip \$</i>	<i>Spec \$</i>	<i>Tax \$</i>	<i>Total Fee \$</i>
100 Processable	48	452.17	25,538.53	0.00	0.00	25,538.53
110 Processable Resid.	68	873.57	0.00	0.00	0.00	0.00
130 Processable-Tampa	1	16.42	828.06	0.00	0.00	828.06
200 Non-Processable	290	838.25	28,555.59	0.25	0.00	28,555.84
202 C&DD Pure	289	811.97	27,656.75	0.00	0.00	27,656.75
205 Asbestos	4	1.94	67.44	0.00	0.00	67.44
210 Non-Proc. Residential	498	2,428.32	0.00	0.00	0.00	0.00
213 C&DD Pure Residential	225	305.79	0.00	0.00	0.00	0.00
215 Asbestos Residential	5	3.33	0.00	0.00	0.00	0.00
220 Non-Proc. Municipal	1	0.18	5.77	0.00	0.00	5.77
230 Non-Processable Tampa	150	2,279.60	68,004.33	0.00	0.00	68,004.33
235 Tampa Ash	291	7,096.49	211,688.30	0.00	0.00	211,688.30
250 Nonprofit Recycl Resd	57	222.39	4,430.02	0.00	0.00	4,430.02
400 Tires	288	636.10	23,745.68	0.00	0.00	23,745.68
410 Tires - Residential	23	62.14	0.00	0.00	0.00	0.00
420 Tires - Municipal	3	10.69	399.06	0.00	0.00	399.06
444 Shredded Tires	48	599.26	0.00	0.00	0.00	0.00
450 Unshredded Tires	2	14.37	0.00	0.00	0.00	0.00
500 FF Scale Weight	4	0.00	20.00	0.00	0.00	20.00
610 Proc. Transferred	1231	22,600.24	0.00	0.00	0.00	0.00
625 RRF Ash @ Landfill	272	7,083.63	0.00	0.00	0.00	0.00
720 Metals Extraction	3	8.39	0.00	0.00	0.00	0.00
810 SWMD Processable	1	6.52	0.00	0.00	0.00	0.00
820 SWMD Non-Processable	4	1.00	0.00	0.00	0.00	0.00
850 LTP Filter Cake	1	12.23	0.00	0.00	0.00	0.00
900 Unable to Process	9	0.00	0.00	0.00	0.00	0.00
Grand Total	3,816	46,364.99	390,939.53	0.25	0.00	390,939.78

**Hillsborough County ~ Solid Waste Management Dept.
Southeast County Landfill Material Summary**

For the month of December, 2006

<i>Material Type</i>	<i>Count</i>	<i>Net Wt (tn)</i>	<i>Tip \$</i>	<i>Spec \$</i>	<i>Tax \$</i>	<i>Total Fee \$</i>
400 Tires	288	636.10	23,745.68	0.00	0.00	23,745.68
410 Tires - Residential	23	62.14	0.00	0.00	0.00	0.00
420 Tires - Municipal	3	10.69	399.06	0.00	0.00	399.06
Grand Total	314	708.93	24,144.74	0.00	0.00	24,144.74

~ (([Material Type]=400) OR ([Material Type]=410) OR ([Material Type]=420) OR ([Material Type]=430) OR ([Material Type]=840))



Hillsborough County
Florida

Office of the County Administrator
Patricia G. Bean

July 10, 2006

Deputy County Administrator
Wally Hill

Assistant County Administrators
Kenneth C. Griffin
Carl S. Harness
Manus J. O' Donnell

BOARD OF COUNTY COMMISSIONERS

Brian Blair
Kathy Castor
Ken Hagan
Jim Norman
Thomas Scott
Mark Sharpe
Ronda Storms

Dept. of Environmental
Protection

JUL 12 2006

Southwest District

Mr. Henry Freedenberg
Engineering Specialist III
Florida Department of Environmental Protection
Solid Waste Section
2600 Blair Stone Road, M.S. 4565
Tallahassee, FL 32399-2400

RE: Hillsborough County Southeast County Landfill – Waste Records

Dear Mr. Freedenberg:

In accordance with Permit No. 35435-006-SO, Specific Condition No. 11, the Hillsborough County Solid Waste Management Department (SWMD) is submitting the waste records data for the Southeast County Landfill.

This report includes the waste records for the quarter from April 2006 through June 2006. Should you have any questions concerning the information provided, please contact me at the SWMD at 813-276-2956.

Sincerely,

Megan J. Miller, P.E.
Landfill Services Section
Solid Waste Management Department

Attachments

xc: Larry Ruiz, SWMD
Susan Pelz, FDEP Tampa
Ron Cope, EPC

G:\LFS\Southeast\2006 monthly reports\qtrly wst records 2Q2006.doc

Post Office Box 1110 · Tampa, Florida 33601

Web Site: www.hillsboroughcounty.org

An Affirmative Action/Equal Opportunity Employer

Hillsborough County ~ Solid Waste Management Dept.
Southeast County Landfill
 Material Summary
 For the Month of April 2006

*OK
 CA
 5-2-06*

<i>Material Text</i>	<i>Count</i>	<i>Net Wt (tn)</i>	<i>CYd</i>	<i>Tip \$</i>	<i>Spec \$</i>	<i>Tax \$</i>	<i>Total Fee \$</i>
100 Processable	72	477.78	0	26,985.09	0.00	0.00	26,985.09
110 Processable Resid.	57	686.67	0	0.00	0.00	0.00	0.00
130 Processable-Tampa	282	5,137.98	0	259,108.31	0.00	0.00	259,108.31
200 Non-Processable	425	916.16	0	31,220.16	0.00	0.00	31,220.16
202 C&DD Pure	349	859.45	0	29,272.82	0.00	0.00	29,272.82
205 Asbestos	2	3.84	0	130.79	0.00	0.00	130.79
210 Non-Proc. Residential	552	2,567.33	0	0.00	0.00	0.00	0.00
213 C&DD Pure Residential	145	190.86	0	0.00	0.00	0.00	0.00
220 Non-Proc. Municipal	1	0.59	0	18.92	0.00	0.00	18.92
230 Non-Processable Tampa	137	1,937.58	0	57,801.54	0.00	0.00	57,801.54
235 Tampa Ash	275	6,673.21	0	199,061.84	0.00	0.00	199,061.84
400 Tires	323	656.24	0	24,497.47	0.33	0.00	24,497.80
410 Tires - Residential	16	40.63	0	0.00	0.00	0.00	0.00
420 Tires - Municipal	1	1.59	0	59.35	0.00	0.00	59.35
450 Unshredded Tires	3	23.79	0	0.00	0.00	0.00	0.00
500 FF Scale Weight	2	0.00	0	10.00	0.00	0.00	10.00
610 Proc. Transferred	1,058	18,441.48	0	0.00	0.00	0.00	0.00
625 RRF Ash @ Landfill	289	7,296.17	0	0.00	0.00	0.00	0.00
720 Metals Extraction	4	14.05	0	0.00	0.00	0.00	0.00
820 SWMD Non-Processable	3	0.50	0	0.00	0.00	0.00	0.00
900 Unable to Process	13	0.00	0	0.00	0.00	0.00	0.00

Grand Total	4,009	45,925.90	0	628,166.29	0.33	0.00	628,166.62
21		(14.05)		*720 (Metal Extraction is deducted as is included in Materials Received.			
		45,911.85					

Filter:txtFullFilter

Hillsborough County ~ Solid Waste Management Dept.
Southeast County Landfill
 Material Summary
 For the Month of May 2006

OK
AP 2/2006

<i>Material Text</i>	<i>Count</i>	<i>Net Wt (tn)</i>	<i>CYd</i>	<i>Tip \$</i>	<i>Spec \$</i>	<i>Tax \$</i>	<i>Total Fee \$</i>
100 Processable	79	509.99	0	28,804.23	0.00	0.00	28,804.23
110 Processable Resid.	49	556.83	0	0.00	0.00	0.00	0.00
130 Processable-Tampa	219	3,905.30	0	196,944.30	0.00	0.00	196,944.30
200 Non-Processable	363	703.77	0	23,986.53	0.00	0.00	23,986.53
202 C&DD Pure	420	1,223.11	0	41,662.19	0.00	0.00	41,662.19
205 Asbestos	6	35.69	0	1,215.60	0.00	0.00	1,215.60
210 Non-Proc. Residential	563	2,608.12	0	0.00	0.00	0.00	0.00
213 C&DD Pure Residential	203	249.53	0	0.00	0.00	0.00	0.00
230 Non-Processable Tampa	139	1,995.83	0	59,541.90	0.00	0.00	59,541.90
235 Tampa Ash	314	7,702.39	0	229,762.28	0.00	0.00	229,762.28
250 Nonprofit Recycl Resd	13	35.01	0	697.39	0.00	0.00	697.39
400 Tires	366	736.85	0	27,506.62	0.22	0.00	27,506.84
410 Tires - Residential	12	42.92	0	0.00	0.00	0.00	0.00
420 Tires - Municipal	4	13.75	0	513.28	0.00	0.00	513.28
450 Unshredded Tires	2	22.95	0	0.00	0.00	0.00	0.00
500 FF Scale Weight	6	0.00	0	30.00	0.00	0.00	30.00
610 Proc. Transferred	1,238	22,016.49	0	0.00	0.00	0.00	0.00
625 RRF Ash @ Landfill	285	7,405.13	0	0.00	0.00	0.00	0.00
720 Metals Extraction	2	6.69	0	0.00	0.00	0.00	0.00
820 SWMD Non-Processable	6	9.81	0	0.00	0.00	0.00	0.00
850 LTP Filter Cake	1	9.79	0	0.00	0.00	0.00	0.00
900 Unable to Process	10	0.00	0	0.00	0.00	0.00	0.00
Grand Total	4,300	49,789.95 (6,699)	0	610,664.32	0.22	0.00	610,664.54
22		49,783.26					+720 (Metal Extraction is deducted as is included in Material Received).

Filter:btFullFilter

For All Accounts For All WMID's For Facility: LF For All Directions

WM7 - Trans Summary ~ Material Summary

June, 02, 2006 2:33 PM

Site: OF WMID: JP

Hillsborough County ~ Solid Waste Management Dept.
Southeast County Landfill Tires Received
 Material Summary
 For the Month of May 2006

<i>Material Text</i>	<i>Count</i>	<i>Net Wt (tn)</i>	<i>CYd</i>	<i>Tip \$</i>	<i>Spec \$</i>	<i>Tax \$</i>	<i>Total Fee \$</i>
400 Tires	366	736.85	0	27,506.62	0.22	0.00	27,506.84
410 Tires - Residential	12	42.92	0	0.00	0.00	0.00	0.00
420 Tires - Municipal	4	13.75	0	513.28	0.00	0.00	513.28
Grand Total	382	793.52	0	28,019.90	0.22	0.00	28,020.12
3							

Filter:([Material Type]=400) OR ([Material Type]=410) OR ([Material Type]=420) OR ([Material Type]=430) OR ([Material
 For All Accounts For All WMID's For Facility: LF For All Directions

Hillsborough County ~ Solid Waste Management Dept.
 Southeast County Landfill
 Material Summary

OK
 07-05-06

For the Month of June 2006

Material Text	Count	Net Wt (tn)	CYd	Tip \$	Spec \$	Tax \$	Total Fee \$
100 Processable	56	422.78	0	23,878.62	0.00	0.00	23,878.62
110 Processable Resid.	59	714.56	0	0.00	0.00	0.00	0.00
130 Processable-Tampa	57	1,053.43	0	53,124.43	0.00	0.00	53,124.43
200 Non-Processable	522	1,694.18	0	57,713.42	0.05	0.00	57,713.47
202 C&DD Pure	405	1,247.90	0	42,505.73	0.00	0.00	42,505.73
205 Asbestos	2	7.28	0	247.96	0.00	0.00	247.96
210 Non-Proc. Residential	583	2,658.31	0	0.00	0.00	0.00	0.00
213 C&DD Pure Residential	229	280.52	0	0.00	0.00	0.00	0.00
215 Asbestos Residential	1	1.26	0	0.00	0.00	0.00	0.00
230 Non-Processable Tampa	147	2,220.00	0	66,224.12	0.00	0.00	66,224.12
235 Tampa Ash	349	8,451.14	0	252,097.50	0.00	0.00	252,097.50
250 Nonprofit Recycl Resd	47	122.18	0	2,433.83	0.00	0.00	2,433.83
400 Tires	354	733.24	0	27,371.75	0.00	0.00	27,371.75
410 Tires - Residential	22	63.21	0	0.00	0.00	0.00	0.00
420 Tires - Municipal	1	4.16	0	155.29	0.00	0.00	155.29
450 Unshredded Tires	8	50.35	0	0.00	0.00	0.00	0.00
500 FF Scale Weight	8	0.00	0	40.00	0.00	0.00	40.00
610 Proc. Transferred	1,304	23,745.00	0	0.00	0.00	0.00	0.00
625 RRF Ash @ Landfill	275	7,071.16	0	0.00	0.00	0.00	0.00
720 Metals Extraction	2	6.23	0	0.00	0.00	0.00	0.00
820 SWMD Non-Processable	1	0.39	0	0.00	0.00	0.00	0.00
900 Unable to Process	6	0.00	0	0.00	0.00	0.00	0.00
Grand Total	4,438	50,547.28	0	525,792.65	0.05	0.00	525,792.70

22

50,540.96 *(Metal Extraction is deducted as is included in Material Received).

Filter.txtFullFilter

For All Accounts For All WMID's For Facility: LF For All Directions

Hillsborough County ~ Solid Waste Management Dept.
Southeast County Landfill

Material Summary

For the Month of June 2006

<i>Material Text</i>	<i>Count</i>	<i>Net Wt (tn)</i>	<i>CYd</i>	<i>Tip \$</i>	<i>Spec \$</i>	<i>Tax \$</i>	<i>Total Fee \$</i>
100 Processable	56	422.78	0	23,878.62	0.00	0.00	23,878.62
110 Processable Resid.	59	714.56	0	0.00	0.00	0.00	0.00
130 Processable-Tampa	57	1,053.43	0	53,124.43	0.00	0.00	53,124.43
610 Proc. Transferred	1,304	23,745.00	0	0.00	0.00	0.00	0.00
Grand Total	1,476	25,935.77	0	77,003.05	0.00	0.00	77,003.05
4							

Filter: ([Material Type]=100) OR ([Material Type]=101) OR ([Material Type]=110) OR ([Material Type]=120) OR ([Material Type]=130)
 For All Accounts For All WMID's For Facility: LF For All Directions

HillsCo SELF
permit file
war



Hillsborough County
Florida

Office of the County Administrator
Patricia G. Bean

March 30, 2006

Deputy County Administrator
Wally Hill

Assistant County Administrators
Bernardo Garcia
Carl S. Harness
Marius O'Donnell

Dept. of Environmental
Protection

APR 04 2006

Southwest District

BOARD OF COUNTY COMMISSIONERS

Kathy Castor
Pat Frank
Ken Hagan
Jim Norman
Jan K. Platt
Thomas Scott
Ronda Storms

Mr. Henry Freedenberg
Engineering Specialist III
Florida Department of Environmental Protection
Solid Waste Section
2600 Blair Stone Road, M. S. 4565
Tallahassee, FL 32399-2400

RE: Hillsborough County Southeast County Landfill – Waste Records

Dear Mr. Freedenberg:

In accordance with Permit No. 35435-006-SO, Specific Condition No. 11, the Hillsborough County Solid Waste Management Department (SWMD) is submitting the waste records data for the Southeast County Landfill.

This report includes the waste records for the quarter from October 2005 through December 2005. The SWMD apologizes for delaying the submittal and will ensure that the first quarter of 2006 is submitted in April 2006.

Should you have any questions concerning the information provided, please contact me at the SWMD at 813-276-2908.

Sincerely,

Patricia V. Berry
Landfill Services Section Manager
Solid Waste Management Department

Attachments

xc: Larry Ruiz, SWMD
Susan Pelz, DEP Tampa
Ron Cope, EPC

**SOUTHEAST COUNTY LANDFILL TONNAGE RECEIVED
and
BURIED**

	A	B	C	D	E	F	H	I	J	K	L	M	N	O	P	Q	R	S	T	U
1	SOUTHEAST COUNTY LANDFILL																			
2	TONNAGE ANALYSIS by MATERIAL																			
3	TWO TWELVE MONTH PERIODS																			
4	MONTH	Processable (1) 100,110, 310, 610, 810	Non- Processable (2) 065, 200, 210, 220, 230, 820	Non-Profit Recycle Residue 250	R.R. Ash 625	City of Tampa Ash 235	Asbestos 05, 215	C&DD 202, 213, 233	Yard Waste Residential 310	LTP - Filter Cake 850	Tires 400, 410, 420	Shredded Tires 444	TOTAL TONNAGE RECEIVED	Unshredded Tires 450	Less Tires	Less Tonnage Out	TOTAL TONNAGE BURIED	Existing Landfill Sections 1-6	New Landfill Sections 7	TOTAL TONNAGE BURIED
5	December'03	18,944.72	3,379.07	0.71	8,201.38	8,865.81	24.67	479.80		7.81	593.38		40,497.35	17.89	(593.38)	(16.99)	39,904.07			39,904.07
7	January'04	22,975.93	3,446.29	0.00	7,079.49	7,592.45	12.51	864.16		0.00	624.78		42,595.61	12.25	(624.78)	(12.73)	41,970.83	20,137.53	21,832.82	41,970.83
8	February'04	29,326.51	3,047.90	0.00	4,460.73	7,179.49	11.04	909.62		0.00	565.17		45,500.46	24.37	(565.17)	(9.27)	44,935.29	44,950.39	44,950.39	44,935.29
9	March'04	26,912.26	4,124.15	0.00	7,970.27	8,895.67	0.47	1,227.26		0.00	661.98		49,792.06	319.82	(661.98)	(8.45)	49,441.35	49,441.45	49,441.45	49,441.35
10	April'04	20,879.94	4,157.90	0.00	8,075.29	7,433.60	9.68	1,281.85		0.00	773.26		42,611.52	984.54	(773.26)	(16.07)	42,006.73		42,806.73	42,006.73
11	May'04	21,193.08	3,807.59	0.00	7,523.04	7,110.65	8.08	1,240.90		0.00	574.11		41,457.45	432.05	(574.11)	(15.34)	41,000.05	41,300.05	41,300.05	41,000.05
12	June'04	21,307.06	4,172.73	0.00	8,024.77	8,685.50	8.98	1,461.91		0.00	714.38		44,375.33	672.19	(714.38)	(13.10)	44,200.04	44,320.04	44,320.04	44,200.04
13	July'04	24,102.85	2,824.11	0.00	8,909.02	4,916.54	19.05	1,355.61		0.00	657.36		42,784.54	701.54	(657.36)	(9.21)	42,811.51	42,819.51	42,819.51	42,811.51
14	August'04	29,313.51	4,078.51	0.00	6,236.08	7,424.73	50.12	1,228.87		0.00	660.44		48,992.26	527.14	(660.44)	(9.66)	48,849.30	48,849.30	48,849.30	48,849.30
15	September'04	24,357.77	4,505.85	0.00	7,168.38	7,214.78	38.18	1,262.67		0.00	591.78		45,139.41	19.03	(591.78)	(10.89)	45,120.22	44,555.77	44,555.77	45,120.22
16	October'04	26,150.00	7,127.19	0.00	8,871.03	6,642.44	49.79	1,797.00	1,973.70	0.00	738.68	596.75	52,946.58	20.74	(738.68)	(16.62)	52,218.02	52,212.02	52,212.02	52,218.02
17	November'04	20,896.06	5,166.08	0.00	8,230.35	8,421.55	37.10	2,018.27	288.51	0.00	737.74	1,076.51	46,872.17	10.28	(737.74)	(15.39)	46,129.32	46,129.32	46,129.32	46,129.32
18	December'04	22,239.57	4,281.46	0.00	8,727.20	8,078.43	28.97	1,611.90	0.00	0.00	639.08	1,283.21	46,889.82	0.00	(639.08)	(12.16)	46,238.58	46,238.58	46,238.58	46,238.58
19	Total 12 Month	289,654.54	50,739.76	0.00	90,275.65	89,595.83	273.97	16,260.02	2,262.21	0.00	7,938.76	2,956.47	549,957.21	3,723.95	(7,938.76)	(148.89)	545,593.51	261,198.92	284,394.59	545,593.51
20																				
21	January'05	25,884.17	4,541.75	0.00	6,319.64	6,981.61	26.27	1,607.70	0.00	0.00	694.61	563.12	46,618.87	46.34	(694.61)	(11.19)	45,959.41	45,959.41	45,959.41	45,959.41
22	February'05	27,148.10	4,452.03	0.00	5,380.91	6,964.94	13.10	1,657.40	0.00	0.00	690.53	651.37	46,958.38	60.93	(690.53)	(10.55)	46,518.23	46,318.23	46,518.23	46,518.23
23	March'05	27,645.71	4,753.02	0.00	8,881.16	6,633.67	17.26	1,376.24	0.00	0.00	833.29	802.48	50,942.83	36.50	(833.29)	(11.42)	50,134.62	50,134.62	50,134.62	50,134.62
24	April'05	24,013.51	5,062.61	0.00	8,071.85	7,613.18	3.50	2,014.18	0.00	0.00	782.68	492.38	48,053.89	0.00	(782.68)	(21.04)	47,250.17	47,250.17	47,250.17	47,250.17
25	May'05	24,026.93	4,778.98	0.00	7,617.52	8,112.22	30.05	1,270.94	0.00	0.00	760.92	608.24	47,205.80	24.77	(760.92)	(9.83)	46,459.82	46,459.82	46,459.82	46,459.82
26	June'05	23,347.36	5,461.53	0.00	7,705.35	8,610.27	10.43	1,120.23	0.00	0.00	802.11	885.30	47,942.60	46.47	(802.11)	(11.22)	47,175.74	47,175.74	47,175.74	47,175.74
27	July'05	20,149.60	5,824.89	0.00	7,782.68	7,438.12	25.40	1,595.93	0.00	0.00	677.57	863.19	44,357.38	7.33	(677.57)	(8.44)	43,678.70	43,678.70	43,678.70	43,678.70
28	August'05	26,131.41	5,803.45	0.00	7,491.53	7,744.20	22.30	1,096.65	0.00	0.00	814.71	645.04	49,749.29	20.88	(814.71)	(14.80)	48,940.66	48,940.66	48,940.66	48,940.66
29	September'05	25,433.34	4,824.15	0.00	7,402.73	8,469.86	58.17	953.51	0.00	0.00	809.95	802.97	48,754.68	19.02	(809.95)	(9.25)	47,964.50	47,954.50	47,954.50	47,964.50
30	October'05	19,148.72	5,310.70	0.00	7,986.25	6,816.88	13.27	943.54	0.00	0.00	728.42	648.34	41,596.12	10.53	(728.42)	(8.05)	40,970.18	40,870.18	40,970.18	40,970.18
31	November'05	19,686.20	4,969.57	0.00	7,927.95	7,124.85	21.21	899.53	0.00	0.00	829.00	260.10	41,718.41	25.06	(829.00)	(8.18)	40,906.29	40,906.29	40,906.29	40,906.29
32	December'05	23,791.55	4,842.30	0.00	7,633.26	7,523.92	28.10	740.21	0.00	0.00	712.75	0.00	45,272.09	13.21	(712.75)	(16.33)	44,556.22	44,556.22	44,556.22	44,556.22
33	Total 12 Month	286,406.60	60,624.98	0.00	90,200.83	90,033.72	269.08	15,276.06	0.00	0.00	9,136.54	7,222.53	559,170.34	311.04	(9,136.54)	(140.30)	550,204.54	325,245.82	224,958.72	550,204.54
34																				
35																				
36																				
37																				
38	Fiscal Yr Tot	62,626.47	15,122.57	0.00	23,547.46	21,465.65	62.58	2,583.28	0.00	0.00	2,270.17	908.74	128,586.67	48.80	(2,270.17)	(32.56)	126,332.69	85,426.40	40,906.29	126,332.69
44	Note:	1. Processable includes Mixed Processable																		
45	Note:	2. Non-Processable includes Mixed Non-Processable																		
46	Note:	3. For Fiscal Year End unhide rows 39 thru 43.																		
47	Note:	4. Column 'G' Plastic/Emergency Rate is hidden.																		
48	Landfill Total Less Processable, R.R. Ash, Tires, Shredded Tires, and Yard Waste Residential:												39,234.08							
49	Rate Non-processable Total:												39,234.08							
50	Difference:												(0.00)							

Hillsborough County ~ Solid Waste Management Dept.
 Southeast County Landfill
 Material Summary
 For the Month of October 2005

OK
11-2-05

Material Text	Count	Net Wt (tn)	CYd	Tip \$	Spec \$	Tax \$	Total Fee \$
100 Processable	95	580.84	0	32,784.54	0.00	0.00	32,784.54
110 Processable Resid.	47	589.80	0	0.00	0.00	0.00	0.00
130 Processable-Tampa	22	403.04	0	20,325.31	0.00	0.00	20,325.31
200 Non-Proccssable	351	692.42	0	23,583.69	0.00	0.00	23,583.69
202 C&DD Pure	308	863.41	0	29,407.66	0.00	0.00	29,407.66
205 Asbestos	5	13.27	0	451.97	0.00	0.00	451.97
210 Non-Proc. Residential	503	2,554.56	0	0.00	0.00	0.00	0.00
213 C&DD Pure Residential	58	80.13	0	0.00	0.00	0.00	0.00
220 Non-Proc. Municipal	1	3.26	0	104.55	0.00	0.00	104.55
230 Non-Processable Tampa	126	2,060.46	0	61,463.53	0.00	0.00	61,463.53
235 Tampa Ash	279	6,816.88	0	203,347.51	0.00	0.00	203,347.51
400 Tires	343	670.97	0	25,047.29	0.00	0.00	25,047.29
410 Tires - Residential	19	53.73	0	0.00	0.00	0.00	0.00
420 Tires - Municipal	1	3.72	0	138.87	0.00	0.00	138.87
444 Shredded Tires	41	648.34	0	0.00	0.00	0.00	0.00
450 Unshredded Tires	2	10.53	0	0.00	0.00	0.00	0.00
500 FF Scale Weight	2	0.00	0	10.00	0.00	0.00	10.00
610 Proc. Transferred	1,057	17,576.24	0	0.00	0.00	0.00	0.00
625 RRF Ash @ Landfill	318	7,986.25	0	0.00	0.00	0.00	0.00
720 Metals Extraction	3	8.05	0	0.00	0.00	0.00	0.00
900 Unable to Process	2	0.00	0	0.00	0.00	0.00	0.00
Grand Total	3,583	41,614.70	0	396,674.92	0.00	0.00	396,674.92

728.42

Southeast County Landfill

Material Summary

For the Month of November 2005

ok
AP
12-5-05

<i>Material Text</i>	<i>Count</i>	<i>Net Wt (tn)</i>	<i>CYd</i>	<i>Tip \$</i>	<i>Spec \$</i>	<i>Tax \$</i>	<i>Total Fee \$</i>
100 Processable	90	516.60	0	29,177.57	0.00	0.00	29,177.57
110 Processable Resid.	43	514.53	0	0.00	0.00	0.00	0.00
130 Processable-Tampa	31	487.91	0	24,605.27	0.00	0.00	24,605.27
200 Non-Processable	350	758.62	0	25,838.59	0.00	0.00	25,838.59
202 C&DD Pure	331	742.76	0	25,298.50	0.00	0.00	25,298.50
205 Asbestos	9	21.21	0	722.41	0.00	0.00	722.41
210 Non-Proc. Residential	488	2,496.13	0	0.00	0.00	0.00	0.00
213 C&DD Pure Residential	151	156.77	0	0.00	0.00	0.00	0.00
230 Non-Processable Tampa	109	1,706.59	0	50,907.59	0.00	0.00	50,907.59
235 Tampa Ash	289	7,124.85	0	212,534.37	0.00	0.00	212,534.37
400 Tires	330	766.10	0	28,598.50	0.00	0.00	28,598.50
410 Tires - Residential	15	52.47	0	0.00	0.00	0.00	0.00
420 Tires - Municipal	3	10.43	0	389.35	0.00	0.00	389.35
444 Shredded Tires	19	260.10	0	0.00	0.00	0.00	0.00
450 Unshredded Tires	4	25.06	0	0.00	0.00	0.00	0.00
500 FF Scale Weight	5	0.00	0	25.00	0.00	0.00	25.00
610 Proc. Transferred	1,083	18,167.16	0	0.00	0.00	0.00	0.00
625 RRF Ash @ Landfill	315	7,927.95	0	0.00	0.00	0.00	0.00
720 Metals Extraction	2	8.18	0	0.00	0.00	0.00	0.00
820 SWMD Non-Processable	2	8.23	0	0.00	0.00	0.00	0.00
900 Unable to Process	5	0.00	0	0.00	0.00	0.00	0.00
Grand Total	3,674	41,751.65	0	398,097.15	0.00	0.00	398,097.15
21							

Filter.txtFullFilter

For All Accounts For All WMID's For Facility: LF For All Directions

Hillsborough County ~ Solid Waste Management Dept.
Southeast County Landfill
 Material Summary

[Handwritten Signature]
 1-6-06

For the Month of December 2005

Material Text	Count	Net Wt (tn)	CYd	Tip \$	Spec \$	Tax \$	Total Fee \$
100 Processable	77	475.13	0	26,835.36	0.00	0.00	26,835.36
110 Processable Resid.	45	499.98	0	0.00	0.00	0.00	0.00
130 Processable-Tampa	54	956.02	0	48,212.09	0.00	0.00	48,212.09
200 Non-Processable	315	662.87	0	22,577.36	0.00	0.00	22,577.36
202 C&DD Pure	259	573.27	0	19,525.63	0.00	0.00	19,525.63
205 Asbestos	8	28.10	0	957.09	0.00	0.00	957.09
210 Non-Proc. Residential	458	2,202.36	0	0.00	0.00	0.00	0.00
213 C&DD Pure Residential	139	166.94	0	0.00	0.00	0.00	0.00
230 Non-Processable Tampa	127	1,971.83	0	58,819.68	0.00	0.00	58,819.68
235 Tampa Ash	320	7,523.92	0	224,438.47	0.00	0.00	224,438.47
400 Tires	290	644.96	0	24,076.30	0.00	0.00	24,076.30
410 Tires - Residential	17	57.62	0	0.00	0.00	0.00	0.00
420 Tires - Municipal	4	10.17	0	379.65	0.00	0.00	379.65
450 Unshredded Tires	3	13.21	0	0.00	0.00	0.00	0.00
500 FF Scale Weight	4	0.00	0	20.00	0.00	0.00	20.00
610 Proc. Transferred	1,284	21,860.42	0	0.00	0.00	0.00	0.00
625 RRF Ash @ Landfill	305	7,633.26	0	0.00	0.00	0.00	0.00
720 Metals Extraction	5	16.33	0	0.00	0.00	0.00	0.00
820 SWMD Non-Processable	5	5.24	0	0.00	0.00	0.00	0.00
900 Unable to Process	3	0.00	0	0.00	0.00	0.00	0.00
Grand Total	3,722	45,301.63	0	425,841.63	0.00	0.00	425,841.63
20							

Filter:txtFullFilter

For All Accounts For All WMID's For Facility: LF For All Directions

wqr 100494



Hillsborough County
Florida

Office of the County Administrator
Patricia G. Bean

BOARD OF COUNTY COMMISSIONERS

Brian Blair
Kathy Castor
Ken Hagan
Jim Norman
Thomas Scott
Mark Sharpe
Ronda Storms

Deputy County Administrator
Wally Hill

Assistant County Administrators
Bernardo Garcia
Carl S. Harness
Manus J. O' Donnell

November 21, 2005



Mr. Henry Freedenberg
Engineering Specialist III
Florida Department of Environmental Protection
Solid Waste Section
2600 Blair Stone Road, M. S. 4565
Tallahassee, FL 32399-2400

RE: Hillsborough County Southeast County Landfill – **Waste Records**

Dear Mr. Freedenberg:

In accordance with Permit No. 35435-006-SO, Specific Condition No. 11, the Hillsborough County Solid Waste Management Department (SWMD) is submitting the Waste Records for the Southeast County Landfill.

This report includes the waste records for the quarter from April 2005 through June 2005 and for the quarter from July 2005 through September 2005. The SWMD apologizes for accidentally omitting the April – June 2005 quarter information from the normal reporting time.

Should you have any questions concerning the information provided, please contact me at the SWMD at 813-276-2908.

Sincerely,

Patricia V. Berry
Landfill Services Section Manager
Solid Waste Management Department

Attachments

xc: Larry Ruiz, SWMD
Susan Pelz, DEP Tampa
Ron Cope, EPC

SOUTHEAST COUNTY LANDFILL TONNAGE RECEIVED and BURIED

A	B	C	D	E	F	H	I	J	K	L	M	N	O	P	Q	R	S	T	U	
SOUTHEAST COUNTY LANDFILL																				
TONNAGE ANALYSIS by MATERIAL																				
TWO TWELVE MONTH PERIODS																				
4	MONTH	Processable (1) 100,110, 310, 610, 810	Non- Processable (2) 065, 200, 210, 230, 820	Non-Profit Recycle Residue 250	R.R. Ash 625	City of Tampa Ash 235	Asbestos2 05, 215	C&DD 202, 213, 233	Yard Waste Residential 310	LTP - Filter Cake 850	Tires 400, 410, 420	Shredded Tires 444	TOTAL TONNAGE RECEIVED	Unshredded Tires 450	Less Tires Out	TONNAGE BURIED	Existing Landfill Sections 1-6	New Landfill Sections 7	TONNAGE BURIED	
5	September'03	19,973.12	4,456.94		5,976.39	8,056.21	5.71	993.65		0.00	685.22		40,147.24	9.09	(685.22)	(9.35)				
7	October'03	20,262.56	3,920.08		7,350.84	8,504.81	6.03	1,009.08		11.63	643.74		41,708.77	32.95	(643.74)	(17.08)				
8	November'03	15,108.46	3,436.77		7,500.52	7,035.57	0.00	705.11		4.93	538.18		34,329.54	16.37	(538.18)	(7.68)				
9	December'03	18,944.72	3,379.07	0.71	8,201.38	8,865.81	24.67	479.80		7.81	593.38		40,497.35	17.89	(593.38)	(16.99)				
10	January'04	22,975.93	3,446.29	0.00	7,079.49	7,592.43	12.51	864.16		0.00	624.78		42,595.61	12.25	(624.78)	(12.73)	20,137.53	21,832.82		
11	February'04	29,326.51	3,047.90	0.00	4,460.73	7,179.49	11.04	909.62		0.00	565.17		45,500.46	24.37	(565.17)	(9.27)		44,950.39		
12	March'04	26,912.26	4,124.15	0.00	7,970.27	8,895.67	0.47	1,227.26		0.00	661.98		49,792.06	319.82	(661.98)	(8.45)	49,441.45			
13	April'04	20,879.94	4,157.90	0.00	8,075.29	7,433.60	9.68	1,281.85		0.00	773.26		42,611.52	984.54	(773.26)	(16.07)		42,806.73		
14	May'04	21,193.08	3,807.59	0.00	7,523.04	7,110.65	8.08	1,240.90		0.00	574.11		41,457.45	432.05	(574.11)	(15.34)		41,300.05		
15	June'04	21,307.06	4,172.73	0.00	8,024.77	8,685.50	8.98	1,461.91		0.00	714.38		44,375.33	672.19	(714.38)	(13.10)	44,320.04			
16	July'04	24,102.85	2,824.11	0.00	8,909.02	4,916.54	19.05	1,355.61		0.00	657.36		42,784.54	701.54	(657.36)	(9.21)		42,819.51		
17	August'04	29,313.51	4,078.51	0.00	6,236.08	7,424.73	50.12	1,228.87		0.00	660.44		48,992.26	527.14	(660.44)	(9.66)	48,849.30			
18	September'04	24,357.77	4,505.85	0.00	7,168.38	7,214.78	38.18	1,262.67		0.00	591.78		45,132.41	19.03	(591.78)	(10.89)		44,555.77		
19	Total 12 Month	274,684.65	44,900.95	0.71	88,499.81	90,859.60	188.81	13,026.84	0.00	24.37	7,598.56	0.00	519,784.30	3,760.14	(7,598.56)	(146.47)	515,789.21	162,748.32	238,265.27	840,018.60
20																				
21	October'04	26,150.00	7,127.19	0.00	7,871.03	6,642.44	49.79	1,797.00	1,973.70	0.00	738.68	596.75	52,946.58	20.74	(738.68)	(16.62)	52,212.02		52,212.02	
22	November'04	20,896.06	5,166.08	0.00	8,230.35	8,421.55	37.10	2,018.27	288.51	0.00	737.74	1,076.51	46,872.17	10.28	(737.74)	(15.39)	46,129.32		46,129.32	
23	December'04	22,239.57	4,281.46	0.00	8,727.20	8,078.43	28.97	1,611.90	0.00	0.00	639.08	1,283.21	46,889.82	0.00	(639.08)	(12.16)	46,238.58		46,238.58	
24	January'05	25,884.17	4,541.75	0.00	6,319.64	6,981.61	26.27	1,607.70	0.00	0.00	694.61	563.12	46,618.87	46.34	(694.61)	(11.19)	45,959.41		45,959.41	
25	February'05	27,148.10	4,452.03	0.00	5,380.91	6,964.94	13.10	1,657.40	0.00	0.00	690.53	651.37	46,958.38	60.93	(690.53)	(10.55)	46,318.23		46,318.23	
26	March'05	27,645.71	4,753.02	0.00	8,881.16	6,633.67	17.26	1,376.24	0.00	0.00	833.29	802.48	50,942.83	36.50	(833.29)	(11.42)	50,134.62		50,134.62	
27	April'05	24,013.51	5,062.61	0.00	8,071.85	7,613.18	3.50	2,014.18	0.00	0.00	782.68	492.38	48,053.89	0.00	(782.68)	(21.04)	47,250.17		47,250.17	
28	May'05	24,026.93	4,778.98	0.00	7,617.52	8,112.22	30.05	1,270.94	0.00	0.00	760.92	608.24	47,205.80	24.77	(760.92)	(9.83)	46,459.87		46,459.87	
29	June'05	23,347.36	5,461.53	0.00	7,705.35	8,610.27	10.45	1,120.23	0.00	0.00	802.11	885.30	47,942.60	46.47	(802.11)	(11.22)	47,175.74		47,175.74	
30	July'05	20,149.60	5,824.89	0.00	7,782.68	7,438.12	25.40	1,595.93	0.00	0.00	677.57	863.19	44,357.38	7.33	(677.57)	(8.44)	43,678.70		43,678.70	
31	August'05	26,131.41	5,803.45	0.00	7,491.53	7,744.20	22.30	1,096.65	0.00	0.00	814.71	645.04	49,749.29	20.88	(814.71)	(14.80)	48,940.66		48,940.66	
32	September'05	25,433.34	4,824.15	0.00	7,402.73	8,469.86	58.17	953.51	0.00	0.00	809.95	802.97	48,754.68	19.02	(809.95)	(9.25)	47,954.50		47,954.50	
33	Total 12 Month	293,065.76	62,077.14	0.00	91,481.95	91,710.49	312.36	18,119.95	2,262.21	0.00	6,581.67	9,270.56	577,292.29	293.26	(6,981.67)	(151.91)	568,451.77	338,270.02	230,181.75	568,451.77
34																				
35																				
36																				
37																				
38	Fiscal Year Total	293,065.76	62,077.14	0.00	91,481.95	91,710.49	312.36	18,119.95	2,262.21	0.00	6,581.67	9,270.56	577,292.29	293.26	(6,981.67)	(151.91)	568,451.77	338,270.02	230,181.75	568,451.77
44	Note's:	1. Processable includes Mixed Processable																		
45		2. Non-Processable includes Mixed Non-Processable																		
46		3. For Fiscal Year End unhide rows 39 thru 43.																		
47		4. Column 'G' Plastic/Emergency Rate is hidden.																		
48	Landfill Total Less Processable, R.R. Ash, Tires, Shredded Tires, and Yard Waste Residential:	172,229.94																		
49	Rate Non-processable Total:	172,229.94																		
50	Difference:	0.00 ← This number should be ZERO.																		

Information Systems, Inc. ~ ISI
Southeast County Landfill
 Material Summary

For the Month of April 2005

<i>Material Text</i>	<i>Count</i>	<i>Net Wt (tn)</i>	<i>CYd</i>	<i>Tip \$</i>	<i>Spec \$</i>	<i>Tax \$</i>	<i>Total Fee \$</i>
100 Processable	63	459.03	0	25,926.00	0.00	0.00	25,926.00
110 Processable Resid.	58	673.70	0	0.00	0.00	0.00	0.00
130 Processable-Tampa	167	3,143.47	0	158,525.19	0.00	0.00	158,525.19
200 Non-Processable	362	692.07	0	23,571.89	0.00	0.00	23,571.89
202 C&DD Pure	603	1,661.34	0	56,585.34	0.00	0.00	56,585.34
205 Asbestos	3	3.04	0	103.54	0.00	0.00	103.54
210 Non-Proc. Residential	641	3,011.29	0	0.00	0.00	0.00	0.00
213 C&DD Pure Residential	338	352.84	0	0.00	0.00	0.00	0.00
215 Asbestos Residential	1	0.46	0	0.00	0.00	0.00	0.00
230 Non-Processable Tampa	89	1,351.93	0	40,328.07	0.00	0.00	40,328.07
235 Tampa Ash	331	7,613.18	0	227,101.22	0.00	0.00	227,101.22
400 Tires	319	723.72	0	27,016.51	0.00	0.00	27,016.51
410 Tires - Residential	18	50.87	0	0.00	0.00	0.00	0.00
420 Tires - Municipal	2	8.09	0	302.00	0.00	0.00	302.00
444 Shredded Tires	58	492.38	0	0.00	0.00	0.00	0.00
500 FF Scale Weight	11	0.00	0	55.00	0.00	0.00	55.00
610 Proc. Transferred	1,223	19,737.31	0	0.00	0.00	0.00	0.00
625 RRF Ash @ Landfill	329	8,071.85	0	0.00	0.00	0.00	0.00
720 Metals Extraction	7	21.04	0	0.00	0.00	0.00	0.00
820 SWMD Non-Processable	4	7.32	0	0.00	0.00	0.00	0.00
900 Unable to Process	6	0.00	0	0.00	0.00	0.00	0.00

Grand Total	4,633	48,074.93	0	559,514.76	0.00	0.00	559,514.76
21							

Filter:txtFullFilter

For All Accounts For All WMID's For Facility: LF For All Directions

WM7 - Trans Summary ~ Material Summary

May, 11, 2005 3:57 PM

Site: OF WMID: JP

1 Of 1

RCCW 05026482
 8/2

Information Systems, Inc. ~ ISI
Southeast County Landfill

Material Summary

For the Month of May 2005

Handwritten signature and date: 10-9-05

<i>Material Text</i>	<i>Count</i>	<i>Net Wt (tn)</i>	<i>CYd</i>	<i>Tip \$</i>	<i>Spec \$</i>	<i>Tax \$</i>	<i>Total Fee \$</i>
100 Processable	45	270.84	0	15,297.04	0.00	0.00	15,297.04
110 Processable Resid.	47	506.12	0	0.00	0.00	0.00	0.00
130 Processable-Tampa	100	1,782.39	0	89,885.94	0.00	0.00	89,885.94
200 Non-Processable	280	612.93	0	20,876.38	0.00	0.00	20,876.38
202 C&DD Pure	417	970.65	0	33,060.30	0.00	0.00	33,060.30
205 Asbestos	6	29.10	0	991.14	0.00	0.00	991.14
210 Non-Proc. Residential	532	2,689.43	0	0.00	0.00	0.00	0.00
213 C&DD Pure Residential	263	300.29	0	0.00	0.00	0.00	0.00
215 Asbestos Residential	1	0.95	0	0.00	0.00	0.00	0.00
230 Non-Processable Tampa	106	1,466.37	0	43,741.84	0.00	0.00	43,741.84
235 Tampa Ash	353	8,112.22	0	241,987.45	0.00	0.00	241,987.45
400 Tires	317	708.70	0	26,455.82	0.00	0.00	26,455.82
410 Tires - Residential	15	52.22	0	0.00	0.00	0.00	0.00
444 Shredded Tires	42	608.24	0	0.00	0.00	0.00	0.00
450 Unshredded Tires	3	24.77	0	0.00	0.00	0.00	0.00
500 FF Scale Weight	1	0.00	0	5.00	0.00	0.00	5.00
610 Proc. Transferred	1,305	21,467.58	0	0.00	0.00	0.00	0.00
625 RRF Ash @ Landfill	320	7,617.52	0	0.00	0.00	0.00	0.00
720 Metals Extraction	3	9.83	0	0.00	0.00	0.00	0.00
820 SWMD Non-Processable	5	10.25	0	0.00	0.00	0.00	0.00
900 Unable to Process	3	0.00	0	0.00	0.00	0.00	0.00
Grand Total	4,164	47,240.40	0	472,300.91	0.00	0.00	472,300.91
21							

Filter:txtFullFilter

For All Accounts For All WMID's For Facility: LF For All Directions

Information Systems, Inc. ~ ISI
Southeast County Landfill
 Material Summary

OK
 Q.P.
 7-12-05

For the Month of June 2005

<i>Material Text</i>	<i>Count</i>	<i>Net Wt (tn)</i>	<i>CYd</i>	<i>Tip \$</i>	<i>Spec \$</i>	<i>Tax \$</i>	<i>Total Fee \$</i>
100 Processable	54	382.43	0	21,599.62	0.00	0.00	21,599.62
110 Processable Resid.	48	531.92	0	0.00	0.00	0.00	0.00
120 Processable-Municipal	1	15.00	0	813.45	0.00	0.00	813.45
130 Processable-Tampa	47	919.08	0	46,349.21	0.00	0.00	46,349.21
200 Non-Processable	435	1,001.49	0	34,061.04	0.00	0.00	34,061.04
202 C&DD Pure	340	914.44	0	31,145.93	0.00	0.00	31,145.93
205 Asbestos	2	9.85	0	335.49	0.00	0.00	335.49
210 Non-Proc. Residential	488	2,679.27	0	0.00	0.00	0.00	0.00
213 C&DD Pure Residential	185	205.79	0	0.00	0.00	0.00	0.00
215 Asbestos Residential	1	0.60	0	0.00	0.00	0.00	0.00
230 Non-Processable Tampa	120	1,780.54	0	53,113.44	0.00	0.00	53,113.44
235 Tampa Ash	383	8,610.27	0	256,844.33	0.00	0.00	256,844.33
400 Tires	361	747.68	0	27,910.97	0.00	0.00	27,910.97
410 Tires - Residential	12	43.18	0	0.00	0.00	0.00	0.00
420 Tires - Municipal	4	11.25	0	419.96	0.00	0.00	419.96
444 Shredded Tires	54	885.30	0	0.00	0.00	0.00	0.00
450 Unshredded Tires	4	46.47	0	0.00	0.00	0.00	0.00
500 FF Scale Weight	5	0.00	0	25.00	0.00	0.00	25.00
610 Proc. Transferred	1,310	21,498.93	0	0.00	0.00	0.00	0.00
625 RRF Ash @ Landfill	327	7,705.35	0	0.00	0.00	0.00	0.00
720 Metals Extraction	4	11.22	0	0.00	0.00	0.00	0.00
820 SWMD Non-Processable	2	0.23	0	0.00	0.00	0.00	0.00
900 Unable to Process	7	0.00	0	0.00	0.00	0.00	0.00
Grand Total	4,194	48,000.29	0	472,618.44	0.00	0.00	472,618.44

Filter:txtFullFilter

For All Accounts For All WMID's For Facility: LF For All Directions

Information Systems, Inc. ~ ISI
Southeast County Landfill

Material Summary

For the Month of July 2005

OK
 JP 8-405

<i>Material Text</i>	<i>Count</i>	<i>Net Wt (tn)</i>	<i>CYd</i>	<i>Tip \$</i>	<i>Spec \$</i>	<i>Tax \$</i>	<i>Total Fee \$</i>
100 Processable	82	511.92	0	28,913.19	0.00	0.00	28,913.19
110 Processable Resid.	58	621.23	0	0.00	0.00	0.00	0.00
130 Processable-Tampa	5	91.05	0	4,591.64	0.00	0.00	4,591.64
200 Non-Processable	479	1,300.32	0	44,288.89	0.00	0.00	44,288.89
202 C&DD Pure	448	1,376.55	0	46,885.31	0.00	0.00	46,885.31
205 Asbestos	4	25.40	0	865.12	0.00	0.00	865.12
210 Non-Proc. Residential	539	2,788.35	0	0.00	0.00	0.00	0.00
213 C&DD Pure Residential	206	219.38	0	0.00	0.00	0.00	0.00
230 Non-Processable Tampa	108	1,732.30	0	51,674.47	0.00	0.00	51,674.47
235 Tampa Ash	340	7,438.12	0	221,879.11	0.00	0.00	221,879.11
400 Tires	296	632.52	0	23,612.01	0.00	0.00	23,612.01
410 Tires - Residential	10	41.05	0	0.00	0.00	0.00	0.00
420 Tires - Municipal	1	4.00	0	149.32	0.00	0.00	149.32
444 Shredded Tires	53	863.19	0	0.00	0.00	0.00	0.00
450 Unshredded Tires	1	7.33	0	0.00	0.00	0.00	0.00
500 FF Scale Weight	4	0.00	0	20.00	0.00	0.00	20.00
610 Proc. Transferred	1,140	18,925.40	0	0.00	0.00	0.00	0.00
625 RRF Ash @ Landfill	316	7,782.68	0	0.00	0.00	0.00	0.00
720 Metals Extraction	3	8.44	0	0.00	0.00	0.00	0.00
820 SWMD Non-Processable	3	3.92	0	0.00	0.00	0.00	0.00
900 Unable to Process	6	0.00	0	0.00	0.00	0.00	0.00
Grand Total	4,102	44,373.15	0	422,879.06	0.00	0.00	422,879.06
21							

Filter:txtFullFilter

For All Accounts For All WMID's For Facility: LF For All Directions

Information Systems, Inc. ~ ISI
Southeast County Landfill
 Material Summary
 For the Month of August 2005

QA 9-7-05

<i>Material Text</i>	<i>Count</i>	<i>Net Wt (tn)</i>	<i>CYd</i>	<i>Tip \$</i>	<i>Spec \$</i>	<i>Tax \$</i>	<i>Total Fee \$</i>
100 Processable	112	837.01	0	47,274.33	0.00	0.00	47,274.33
110 Processable Resid.	87	930.94	0	0.00	0.00	0.00	0.00
130 Processable-Tampa	2	31.37	0	1,581.99	0.00	0.00	1,581.99
200 Non-Processable	396	998.32	0	34,002.77	0.00	0.00	34,002.77
202 C&DD Pure	356	941.79	0	32,077.44	0.00	0.00	32,077.44
205 Asbestos	7	17.70	0	602.86	0.00	0.00	602.86
210 Non-Proc. Residential	515	2,857.23	0	0.00	0.00	0.00	0.00
213 C&DD Pure Residential	145	154.86	0	0.00	0.00	0.00	0.00
215 Asbestos Residential	2	4.60	0	0.00	0.00	0.00	0.00
230 Non-Processable Tampa	115	1,946.33	0	58,059.04	0.00	0.00	58,059.04
235 Tampa Ash	331	7,744.20	0	231,009.49	0.00	0.00	231,009.49
400 Tires	345	764.88	0	28,552.94	0.35	0.00	28,553.29
410 Tires - Residential	15	45.28	0	0.00	0.00	0.00	0.00
420 Tires - Municipal	1	4.55	0	169.85	0.00	0.00	169.85
444 Shredded Tires	51	645.04	0	0.00	0.00	0.00	0.00
450 Unshredded Tires	2	20.88	0	0.00	0.00	0.00	0.00
500 FF Scale Weight	5	0.00	0	25.00	0.00	0.00	25.00
610 Proc. Transferred	1,469	24,324.89	0	0.00	0.00	0.00	0.00
625 RRF Ash @ Landfill	311	7,491.53	0	0.00	0.00	0.00	0.00
720 Metals Extraction	5	14.80	0	0.00	0.00	0.00	0.00
810 SWMD Processable	1	7.20	0	0.00	0.00	0.00	0.00
820 SWMD Non-Processable	9	1.57	0	0.00	0.00	0.00	0.00
900 Unable to Process	4	0.00	0	0.00	0.00	0.00	0.00
Grand Total	4,286	49,784.97	0	433,355.71	0.35	0.00	433,356.06

Filter:([Material Type]=740)

For All Accounts For All WMID's For Facility: LF For All Directions

Information Systems, Inc. ~ ISI
Southeast County Landfill

Material Summary

For the Month of September 2005

OK
 [Signature]
 10-5-05

<i>Material Text</i>	<i>Count</i>	<i>Net Wt (tn)</i>	<i>CYd</i>	<i>Tip \$</i>	<i>Spec \$</i>	<i>Tax \$</i>	<i>Total Fee \$</i>
100 Processable	143	819.01	0	46,257.71	0.00	0.00	46,257.71
110 Processable Resid.	69	794.68	0	0.00	0.00	0.00	0.00
130 Processable-Tampa	62	1,124.65	0	56,716.09	0.00	0.00	56,716.09
200 Non-Processable	375	693.74	0	23,628.84	0.00	0.00	23,628.84
202 C&DD Pure	316	847.64	0	28,870.66	0.00	0.00	28,870.66
205 Asbestos	11	56.85	0	1,936.32	0.00	0.00	1,936.32
210 Non-Proc. Residential	485	2,521.83	0	0.00	0.00	0.00	0.00
213 C&DD Pure Residential	76	105.87	0	0.00	0.00	0.00	0.00
215 Asbestos Residential	1	1.32	0	0.00	0.00	0.00	0.00
230 Non-Processable Tampa	109	1,605.19	0	47,882.85	0.00	0.00	47,882.85
235 Tampa Ash	349	8,469.86	0	252,655.94	0.00	0.00	252,655.94
400 Tires	350	743.10	0	27,739.94	0.00	0.00	27,739.94
410 Tires - Residential	16	53.27	0	0.00	0.00	0.00	0.00
420 Tires - Municipal	5	13.58	0	506.93	0.00	0.00	506.93
444 Shredded Tires	54	802.97	0	0.00	0.00	0.00	0.00
450 Unshredded Tires	2	19.02	0	0.00	0.00	0.00	0.00
500 FF Scale Weight	4	0.00	0	20.00	0.00	0.00	20.00
610 Proc. Transferred	1,404	22,695.00	0	0.00	0.00	0.00	0.00
625 RRF Ash @ Landfill	304	7,402.73	0	0.00	0.00	0.00	0.00
720 Metals Extraction	3	9.25	0	0.00	0.00	0.00	0.00
820 SWMD Non-Processable	2	3.39	0	0.00	0.00	0.00	0.00
900 Unable to Process	6	0.00	0	0.00	0.00	0.00	0.00
Grand Total	4,146	48,782.95	0	486,215.28	0.00	0.00	486,215.28
22							

Filter.txtFullFilter

For All Accounts For All WMID's For Facility: LF For All Directions

Dept. of Environmental
Protection



Hillsborough County
Southwest District
Florida

Office of the County Administrator
Patricia G. Bean

Deputy County Administrator
Wally Hill
Assistant County Administrators
Bernardo Garcia
Carl S. Harness
Manus J. O' Donnell

BOARD OF COUNTY COMMISSIONERS

Brian Blair
Kathy Castor
Ken Hagan
Jim Norman
Thomas Scott
Mark Sharpe
Ronda Storms

April 26, 2006

FLORIDA DEPARTMENT OF
ENVIRONMENTAL PROTECTION

APR 28 2006

SOUTHWEST DISTRICT
TAMPA

Mr. Henry Freedenberg
Engineering Specialist III
Florida Department of Environmental Protection
Solid Waste Section
2600 Blair Stone Road, M.S. 4565
Tallahassee, FL 32399-2400

RE: Hillsborough County Southeast County Landfill – Waste Records

Dear Mr. Freenberg:

In accordance with Permit No. 35435-006-SO, Specific Condition No. 11, the Hillsborough County Solid Waste Management Department (SWMD) is submitting the waste records data for the Southeast County Landfill.

This report includes the waste records for the quarter from January 2006 through March 2006. Should you have any questions concerning the information provided, please contact me at the SWMD at 813-276-2956.

Sincerely,

Megan J. Miller, P.E.
Landfill Services Section
Solid Waste Management Department

Attachments

xc: Larry Ruiz, SWMD
Susan Pelz, FDEP Tampa
Ron Cope, EPC

G:\LFS\Southeast\2006 monthly reports\qtrly wst records 1Q2006.doc

Post Office Box 1110 • Tampa, Florida 33601

Web Site: www.hillsboroughcounty.org

An Affirmative Action/Equal Opportunity Employer

SOUTHEAST COUNTY LANDFILL TONNAGE RECEIVED and BURIED

FLORIDA DEPARTMENT OF
ENVIRONMENTAL PROTECTION
APR 28 2006
SOUTHWEST DISTRICT
TAMPA

	A	B	C	D	E	F	H	I	J	K	L	M	N	O	P	Q	R	S	T	U
1	SOUTHEAST COUNTY LANDFILL																			
2	TONNAGE ANALYSIS by MATERIAL																			
3	TWO TWELVE MONTH PERIODS																			
4	MONTH	Processable (1) 100,110, 130,610,810	Non- Processable (2) 065,200,210, 220,230,820	Non-Profit Recycle Residue 250	R.R. Ash 625	City of Tampa Ash 235	Asbestos 05,215	C&DD 202,213, 233	Yard Waste Residential 310	LTP - Filter Cake 850	Tires 400,410, 420	Shredded Tires 444	TOTAL TONNAGE RECEIVED	Unshredded Tires 450	Less Tires	Less Tonnage Out	TOTAL TONNAGE BURIED	Existing Landfill Sections 1-6	New Landfill Sections 7	TOTAL TONNAGE BURIED
5	March'04	26,912.26	4,124.15	0.00	7,970.27	8,895.67	0.47	1,227.26		0.00	661.98		49,792.06	319.82	(661.98)	(8.45)	49,441.45	49,441.45		45
7	April'04	20,879.94	4,157.90	0.00	8,075.29	7,433.60	9.68	1,281.85		0.00	773.26		42,611.52	984.54	(773.26)	(16.07)	42,806.73		42,806.73	42,806.73
8	May'04	21,193.08	3,807.59	0.00	7,523.04	7,110.65	8.08	1,240.90		0.00	574.11		41,457.45	432.05	(574.11)	(15.34)	41,300.05		41,300.05	41,300.05
9	June'04	21,307.06	4,172.73	0.00	8,024.77	8,685.50	8.98	1,461.91		0.00	714.38		44,375.33	672.19	(714.38)	(13.10)	44,320.04	44,320.04		44,320.04
10	July'04	24,102.85	2,824.11	0.00	8,909.02	4,916.54	19.05	1,355.61		0.00	657.36		42,784.54	701.54	(657.36)	(9.21)	42,819.51	42,819.51		42,819.51
11	August'04	29,313.51	4,078.51	0.00	6,236.08	7,424.73	50.12	1,228.87		0.00	660.44		48,992.26	527.14	(660.44)	(9.66)	48,849.30	48,849.30		48,849.30
12	September'04	24,357.77	4,505.85	0.00	7,168.38	7,214.78	38.18	1,262.67		0.00	591.78		45,139.41	19.03	(591.78)	(10.89)	44,555.77	44,555.77		44,555.77
13	October'04	26,150.00	7,127.19	0.00	7,871.03	6,642.44	49.79	1,797.00	1,973.70	0.00	738.68	596.75	52,946.58	20.74	(738.68)	(16.62)	52,212.02	52,212.02		52,212.02
14	November'04	20,896.06	5,166.08	0.00	8,230.35	8,421.55	37.10	2,018.27	288.51	0.00	737.74	1,076.51	46,872.17	10.28	(737.74)	(15.39)	46,129.32	46,129.32		46,129.32
15	December'04	22,239.57	4,281.46	0.00	8,727.20	8,078.43	28.97	1,611.90	0.00	0.00	639.08	1,283.21	46,889.82	0.00	(639.08)	(12.16)	46,238.58	46,238.58		46,238.58
16	January'05	25,884.17	4,541.75	0.00	6,319.64	6,981.61	26.27	1,607.70	0.00	0.00	694.61	563.12	46,618.87	46.34	(694.61)	(11.19)	45,959.41	45,959.41		45,959.41
17	February'05	27,148.10	4,452.03	0.00	5,380.91	6,964.94	13.10	1,657.40	0.00	0.00	690.53	651.37	46,958.38	60.93	(690.53)	(10.55)	46,318.23	46,318.23		46,318.23
18	March'05	27,645.71	4,753.02	0.00	8,881.16	6,633.67	17.26	1,376.24	0.00	0.00	833.29	802.48	50,942.83	36.50	(833.29)	(11.42)	50,134.62	50,134.62		50,134.62
19	Total 12 Month	291,117.82	53,868.22	0.00	91,346.87	86,508.44	306.58	17,900.32	2,262.21	0.00	8,305.26	4,973.44	556,589.16	3,511.28	(8,305.26)	(151.60)	551,643.58	288,072.79	263,570.79	551,643.58
20																				
21	April'05	24,013.51	5,062.61	0.00	8,071.85	7,613.18	3.50	2,014.18	0.00	0.00	782.68	492.38	48,053.89	0.00	(782.68)	(21.04)	47,250.17	47,250.17		47,250.17
22	May'05	24,026.93	4,778.98	0.00	7,617.52	8,112.22	30.05	1,270.94	0.00	0.00	760.92	608.24	47,205.80	24.77	(760.92)	(9.83)	46,459.82	46,459.82		46,459.82
23	June'05	23,347.36	5,461.53	0.00	7,705.35	8,610.27	10.45	1,120.23	0.00	0.00	802.11	885.30	47,942.60	46.47	(802.11)	(11.22)	47,175.74	47,175.74		47,175.74
24	July'05	20,149.60	5,824.89	0.00	7,782.68	7,438.12	25.40	1,595.93	0.00	0.00	677.57	863.19	44,357.38	7.33	(677.57)	(8.44)	43,678.70	43,678.70		43,678.70
25	August'05	26,131.41	5,803.45	0.00	7,491.53	7,744.20	22.30	1,096.65	0.00	0.00	814.71	645.04	49,749.29	20.88	(814.71)	(14.80)	48,940.66	48,940.66		48,940.66
26	September'05	25,433.34	4,824.15	0.00	7,402.73	8,469.86	58.17	953.51	0.00	0.00	809.95	802.97	48,754.68	19.02	(809.95)	(9.25)	47,954.50	47,954.50		47,954.50
27	October'05	19,148.72	5,310.70	0.00	7,986.25	6,816.88	13.27	943.54	0.00	0.00	728.42	648.34	41,596.12	10.53	(728.42)	(8.05)	40,870.18	40,870.18		40,870.18
28	November'05	19,686.20	4,969.57	0.00	7,927.95	7,124.85	21.21	899.53	0.00	0.00	829.00	260.10	41,718.41	25.06	(829.00)	(8.18)	40,906.29	40,906.29		40,906.29
29	December'05	23,791.55	4,842.30	0.00	7,633.26	7,523.92	28.10	740.21	0.00	0.00	712.75	0.00	45,272.09	13.21	(712.75)	(16.33)	44,556.22	44,556.22		44,556.22
30	January'06	27,869.50	4,753.35	0.00	6,894.36	9,407.01	16.43	925.52	0.00	0.00	766.27	6.34	50,638.78	21.77	(766.27)	(6.67)	49,887.61	49,887.61		49,887.61
31	February'06	27,114.86	4,922.83	0.00	5,529.71	6,796.34	23.22	858.01	0.00	0.00	696.29	0.00	45,941.26	22.45	(696.29)	(12.43)	45,254.99	45,254.99		45,254.99
32	March'06	28,657.21	6,093.10	0.00	8,122.59	7,771.27	16.73	1,607.30	0.00	0.00	866.64	0.00	53,134.84	19.61	(866.64)	(2.87)	52,284.94	52,284.94		52,284.94
33	Total 12 Month	289,370.19	62,647.46	0.00	90,165.78	93,428.12	268.83	14,025.55	0.00	0.00	9,247.31	5,211.90	564,365.14	231.10	(9,247.31)	(129.11)	555,219.82	508,760.00	46,459.82	555,219.82
34																				
35																				
36																				
37																				
38	Fiscal Yr. Totals:	146,268.04	30,891.85	0.00	44,094.12	45,440.27	118.96	5,974.11	0.00	0.00	4,599.37	914.78	278,301.50	112.63	(4,599.37)	(54.53)	273,760.23	273,760.23	0.00	273,760.23
44	Note's:	1. Processable includes Mixed Processable																		
45		2. Non-Processable includes Mixed Non-Processable																		
46		3. For Fiscal Year End unhide rows 39 thru 43.																		
47		4. Column 'G' Plastic/Emergency Rate is hidden.																		
48	Landfill Total Less Processable, R.R. Ash, Tires, Shredded Tires, and Yard Waste Residential:	82,425.19																		
49	Rate Non-processable Total:	82,425.19																		
50	Difference:	(0.00) <== This number should be ZERO.																		

Hillsborough County ~ Solid Waste Management Dept
Southeast County Landfill
 Material Summary
 For the Month of January 2006

OK
 [Signature]
 2-3-06
 PVB

Material Text	Count	Net Wt (tn)	CYd	Tip \$	Spec \$	Tax \$	Total Fee \$
100 Processable	69	551.69	0	31,159.49	0.00	0.00	31,159.49
110 Processable Resid.	64	739.63	0	0.00	0.00	0.00	0.00
130 Processable-Tampa	150	2,723.93	0	137,367.81	0.00	0.00	137,367.81
200 Non-Processable	334	699.24	0	23,816.20	0.00	0.00	23,816.20
202 C&DD Pure	312	667.54	0	22,736.42	0.22	0.00	22,736.64
205 Asbestos	3	15.53	0	528.95	0.00	0.00	528.95
210 Non-Proc. Residential	369	2,135.33	0	0.00	0.00	0.00	0.00
213 C&DD Pure Residential	202	257.98	0	0.00	0.00	0.00	0.00
215 Asbestos Residential	1	0.90	0	0.00	0.00	0.00	0.00
220 Non-Proc. Municipal	1	0.38	0	12.19	0.00	0.00	12.19
230 Non-Processable Tampa	122	1,913.17	0	57,069.87	0.00	0.00	57,069.87
235 Tampa Ash	418	9,407.01	0	280,611.01	0.00	0.00	280,611.01
400 Tires	332	710.59	0	26,526.36	0.00	0.00	26,526.36
410 Tires - Residential	15	45.48	0	0.00	0.00	0.00	0.00
420 Tires - Municipal	4	10.20	0	380.76	0.00	0.00	380.76
444 Shredded Tires	1	6.34	0	0.00	0.00	0.00	0.00
450 Unshredded Tires	4	21.77	0	0.00	0.00	0.00	0.00
500 FF Scale Weight	3	0.00	0	15.00	0.00	0.00	15.00
610 Proc. Transferred	1,368	23,854.25	0	0.00	0.00	0.00	0.00
625 RRF Ash @ Landfill	270	6,894.36	0	0.00	0.00	0.00	0.00
720 Metals Extraction	2	6.67	0	0.00	0.00	0.00	0.00
820 SWMD Non-Processable	4	5.23	0	0.00	0.00	0.00	0.00
900 Unable to Process	2	0.00	0	0.00	0.00	0.00	0.00
Grand Total	4,050	50,667.22	0	580,224.06	0.22	0.00	580,224.28

Filter:txtFullFilter

For All Accounts For All WMID's For Facility: LF For All Directions

WM7 - Trans Summary ~ Material Summary

February, 03, 2006 2:17 PM

Site: OF WMID: JP

Hillsborough County ~ Solid Waste Management Dept.
Southeast County Landfill
 Material Summary
 For the Month of February 2006

*ok
 3-6-06*

Material Text	Count	Net Wt (tn)	CYd	Tip \$	Spec \$	Tax \$	Total Fee \$
100 Processable	124	835.42	0	47,184.57	0.00	0.00	47,184.57
110 Processable Resid.	115	1,311.79	0	0.00	0.00	0.00	0.00
130 Processable-Tampa	102	1,744.00	0	88,838.53	0.00	0.00	88,838.53
200 Non-Processable	325	850.92	0	28,982.34	0.30	0.00	28,982.64
202 C&DD Pure	254	645.68	0	21,991.88	0.00	0.00	21,991.88
205 Asbestos	7	20.67	0	704.03	0.00	0.00	704.03
210 Non-Proc. Residential	466	2,215.67	0	0.00	0.00	0.00	0.00
213 C&DD Pure Residential	169	212.33	0	0.00	0.00	0.00	0.00
215 Asbestos Residential	2	2.55	0	0.00	0.00	0.00	0.00
230 Non-Processable Tampa	122	1,855.50	0	55,349.51	0.00	0.00	55,349.51
235 Tampa Ash	296	6,796.34	0	202,734.90	0.00	0.00	202,734.90
400 Tires	305	657.13	0	24,530.67	0.00	0.00	24,530.67
410 Tires - Residential	10	34.39	0	0.00	0.00	0.00	0.00
420 Tires - Municipal	2	4.77	0	178.07	0.00	0.00	178.07
450 Unshredded Tires	3	22.45	0	0.00	0.00	0.00	0.00
500 FF Scale Weight	4	0.00	0	20.00	0.00	0.00	20.00
610 Proc. Transferred	1,365	23,216.31	0	0.00	0.00	0.00	0.00
625 RRF Ash @ Landfill	222	5,529.71	0	0.00	0.00	0.00	0.00
720 Metals Extraction	4	12.43	0	0.00	0.00	0.00	0.00
810 SWMD Processable	1	7.34	0	0.00	0.00	0.00	0.00
820 SWMD Non-Processable	3	0.74	0	0.00	0.00	0.00	0.00
900 Unable to Process	1	0.00	0	0.00	0.00	0.00	0.00

Grand Total
22

3,902	45,976.14	0	470,514.50	0.30	0.00	470,514.80
-------	-----------	---	------------	------	------	------------

Filter:txtFullFilter

For All Accounts For All WMID's For Facility: LF For All Directions

WM7 - Trans Summary ~ Material Summary

March, 06, 2006 12:47 PM

Site: OF WMID: JP

Hillsborough County ~ Solid Waste Management Dept.
Southeast County Landfill
 Material Summary
 For the Month of March 2006

ok
 4-5-06

Material Text	Count	Net Wt (tn)	CYd	Tip \$	Spec \$	Tax \$	Total Fee \$
100 Processable	77	523.23	0	29,552.07	0.00	0.00	29,552.07
110 Processable Resid.	65	721.62	0	0.00	0.00	0.00	0.00
130 Processable-Tampa	317	5,725.77	0	288,750.62	0.00	0.00	288,750.62
200 Non-Processable	489	1,068.92	0	36,425.90	0.00	0.00	36,425.90
202 C&DD Pure	455	1,304.06	0	44,418.36	0.00	0.00	44,418.36
205 Asbestos	3	16.26	0	553.81	0.00	0.00	553.81
210 Non-Proc. Residential	562	2,643.82	0	0.00	0.00	0.00	0.00
213 C&DD Pure Residential	251	303.24	0	0.00	0.00	0.00	0.00
215 Asbestos Residential	1	0.47	0	0.00	0.00	0.00	0.00
230 Non-Processable Tampa	158	2,373.64	0	70,807.49	0.00	0.00	70,807.49
235 Tampa Ash	327	7,771.27	0	231,816.93	0.00	0.00	231,816.93
400 Tires	378	791.49	0	29,546.28	0.00	0.00	29,546.28
410 Tires - Residential	19	67.86	0	0.00	0.00	0.00	0.00
420 Tires - Municipal	3	7.29	0	272.14	0.00	0.00	272.14
450 Unshredded Tires	3	19.61	0	0.00	0.00	0.00	0.00
500 FF Scale Weight	10	0.00	0	50.00	0.00	0.00	50.00
610 Proc. Transferred	1,314	21,686.48	0	0.00	0.00	0.00	0.00
625 RRF Ash @ Landfill	326	8,122.59	0	0.00	0.00	0.00	0.00
720 Metals Extraction	2	2.87	0	0.00	0.00	0.00	0.00
810 SWMD Processable	1	0.11	0	0.00	0.00	0.00	0.00
820 SWMD Non-Processable	10	6.72	0	0.00	0.00	0.00	0.00
900 Unable to Process	5	0.00	0	0.00	0.00	0.00	0.00

Grand Total	4,776	53,157.32	0	732,193.60	0.00	0.00	732,193.60
--------------------	-------	-----------	---	------------	------	------	------------

22
 (2.87) *720 (Metals Extraction) is deducted as is included in Materials Received.
 53,154.45

Filter:txtFullFilter

For All Accounts For All WMID's For Facility: LF For All Directions



Hillsborough County
Florida

Office of the County Administrator
Patricia G. Bean



BOARD OF COUNTY COMMISSIONERS

Brian Blair
Kathy Castor
Ken Hagan
Jim Norman
Thomas Scott
Mark Sharpe
Ronda Storms

Deputy County Administrator
Wally Hill

Assistant County Administrators
Bernardo Garcia
Carl S. Harness
Manus J. O' Donnell

April 13, 2005

Mr. Henry Freedenberg
Engineer III
Florida Department of Environmental Protection
Solid Waste Section
2600 Blair Stone Road, M. S. 4565
Tallahassee, FL 32399-2400

RE: Hillsborough County Southeast County Landfill – Waste Records

Dear Mr. Freedenberg:

In accordance with Permit No. 35435-006-SO, Specific Condition No. 11, the Hillsborough County Solid Waste Management Department (SWMD) is submitting the Waste Records for the Southeast County Landfill.

This report includes the waste records for the quarter from January 2005 through March 2005.

Should you have any questions concerning the information provided, please contact me at the SWMD at 813-276-2908.

Sincerely,


Patricia V. Berry
Landfill Services Section Manager
Solid Waste Management Department

*Called to
take off
On 5/27*

Attachments

xc: Larry Ruiz, SWMD
~~Susan Pelz~~, DEP Tampa
Ron Cope, EPC

SOUTHEAST COUNTY LANDFILL TONNAGE RECEIVED and BURIED



A		B		C		D		E		F		H		I		J		K		L		M		N		O		P		Q		R		S		T	
1 SOUTHEAST COUNTY LANDFILL																																					
2 TONNAGE ANALYSIS by MATERIAL																																					
3 TWO TWELVE MONTH PERIODS																																					
4	MONTH	Processable (1) 100,110, 310, 610, 810	Non- Processable (2) 065, 200, 210, 230, 820	Non-Profit Recycle Residue 250	R.R. Ash 625	City of Tampa Ash 235	Asbestos 05, 215	C&DD 202, 213, 233	Yard Waste Residential 310	LTP - Filter Cake 850	Tires 400, 410, 420	TOTAL TONNAGE RECEIVED	Shredded/ Unshredded Tires	Less Tires	Less Tonnage Out	TOTAL TONNAGE BURIED	Existing Landfill Sections 1-6	New Landfill Sections 7	TOTAL TONNAGE BURIED																		
5	March'03	25,567.20	6,333.76		5,278.82	7,909.53	4.41	887.39			593.36	46,574.47	384.13	(593.36)	(31.37)	46,333.87			0.00																		
	April'03	20,103.51	7,621.74		7,738.07	7,892.58	3.46	848.58			568.29	44,776.23	828.22	(568.29)	(13.14)	45,023.02			0.00																		
	May'03	17,560.79	5,290.86		8,014.53	7,381.50	3.08	786.18			595.03	39,631.97	363.92	(595.03)	(19.23)	39,381.63			0.00																		
	June'02	17,024.35	5,064.40		7,147.74	8,833.16	8.68	687.57			593.58	39,359.48	716.92	(593.58)	(27.25)	39,455.57			0.00																		
	July'03	20,489.85	4,485.28		8,247.10	8,061.88	0.00	982.40		13.14	673.79	42,953.44	226.40	(673.79)	(6.31)	42,499.74			0.00																		
	August'03	20,838.08	4,555.47		6,896.40	7,579.10	8.08	934.56		0.00	616.32	41,428.01	16.11	(616.32)	(19.11)	40,808.69			0.00																		
	September'03	19,973.12	4,456.94		5,976.39	8,056.21	5.71	993.65		0.00	685.22	40,147.24	9.09	(685.22)	(9.35)	39,461.76			0.00																		
	October'03	20,262.56	3,920.08		7,350.84	8,504.81	6.03	1,009.08		11.63	643.74	41,708.77	32.95	(673.79)	(17.08)	41,050.85			0.00																		
	November'03	15,108.46	3,436.77		7,500.52	7,035.57	0.00	705.11		4.93	538.18	34,329.54	16.37	(538.18)	(7.68)	33,800.05			0.00																		
	December'03	18,944.72	3,379.07	0.71	8,201.38	8,865.81	24.67	479.80		7.81	593.38	40,497.35	17.89	(593.38)	(16.99)	39,904.87			0.00																		
	January'04	22,975.93	3,446.29	0.00	7,079.49	7,592.45	12.51	864.16		0.00	624.78	42,595.61	12.25	(624.78)	(12.73)	41,970.35	20,137.53	21,832.82	41,970.35																		
	February'04	29,326.51	3,047.90	0.00	4,460.73	7,179.49	11.04	909.62		0.00	565.17	45,500.46	24.37	(565.17)	(9.27)	44,950.39		44,950.39	44,950.39																		
	March'04	26,912.26	4,124.15	0.00	7,970.27	8,895.67	0.47	1,227.26		0.00	661.98	49,792.06	319.82	(661.98)	(8.45)	49,441.45	49,441.45		49,441.45																		
	Total 12 Month	249,520.14	52,828.95	0.71	86,583.46	95,878.23	83.73	10,427.97	0.00	37.51	7,359.46	502,720.16	2,584.31	(7,389.51)	(166.59)	497,748.37	69,578.98	66,783.21	136,362.19																		
20																																					
	April'04	20,879.94	4,157.90	0.00	8,075.29	7,433.60	9.68	1,281.85		0.00	773.26	42,611.52	984.54	(773.26)	(16.07)	42,806.73		42,806.73	42,806.73																		
	May'04	21,193.08	3,807.59	0.00	7,523.04	7,110.65	8.08	1,240.90		0.00	574.11	41,457.45	432.05	(574.11)	(15.34)	41,300.05		41,300.05	41,300.05																		
	June'04	21,307.06	4,172.73	0.00	8,024.77	8,685.50	8.98	1,461.91		0.00	714.38	44,375.33	672.19	(714.38)	(13.10)	44,320.04	44,320.04		44,320.04																		
	July'04	24,102.85	2,824.11	0.00	8,909.02	4,916.54	19.05	1,355.61		0.00	657.36	42,784.54	701.54	(657.36)	(9.21)	42,819.51		42,819.51	42,819.51																		
	August'04	29,313.51	4,078.51	0.00	6,236.08	7,424.73	50.12	1,228.87		0.00	660.44	48,992.26	527.14	(660.44)	(9.66)	48,849.30	48,849.30		48,849.30																		
	September'04	24,357.77	4,505.85	0.00	7,168.38	7,214.78	38.18	1,262.67		0.00	591.78	45,139.41	59.44	(591.78)	(10.89)	44,596.18		44,596.18	44,596.18																		
	October'04	26,150.00	7,127.19	0.00	7,871.03	6,642.44	49.79	1,797.00	1,973.70	0.00	738.68	52,349.83	617.49	(738.68)	(16.62)	52,212.02	52,212.02		52,212.02																		
	November'04	20,896.06	5,166.08	0.00	8,230.35	8,421.55	37.10	2,018.27	288.51	0.00	737.74	45,795.66	1,086.79	(737.74)	(15.39)	46,129.32		46,129.32	46,129.32																		
	December'04	22,239.57	4,281.46	0.00	8,727.20	8,078.43	28.97	1,611.90	0.00	0.00	639.08	45,606.61	1,283.21	(639.08)	(12.16)	46,238.58	46,238.58		46,238.58																		
	January'05	25,884.17	4,541.75	0.00	6,319.64	6,981.61	26.27	1,607.70	0.00	0.00	694.61	46,055.75	609.46	(694.61)	(11.19)	45,959.41		45,959.41	45,959.41																		
	February'05	27,148.10	4,452.03	0.00	5,380.91	6,964.94	13.10	1,657.40	0.00	0.00	690.53	46,307.01	712.30	(690.53)	(10.55)	46,318.23	46,318.23		46,318.23																		
	March'05	27,645.71	4,753.02	0.00	8,881.16	6,633.67	17.26	1,376.24	0.00	0.00	833.29	50,140.35	838.98	(833.29)	(11.42)	50,134.62		50,134.62	50,134.62																		
	Total 12 Month	291,117.82	53,868.22	0.00	91,346.87	86,508.44	306.58	17,900.32	2,262.21	0.00	8,305.26	551,615.72	8,525.13	(8,305.26)	(151.60)	551,683.99	237,938.17	313,745.82	551,683.99																		
34																																					
35																																					
36																																					
37																																					
38	Fiscal Yr. Totl	149,963.61	30,321.53	0.00	45,410.29	43,722.64	172.49	10,068.51	2,262.21	0.00	4,333.93	286,255.21	5,148.23	(4,333.93)	(77.33)	286,992.18	144,768.83	142,223.35	286,992.18																		
44	Note's:	1. Processable includes Mixed Processable																																			
45		2. Non-Processable includes Mixed Non-Processable						110,296.32																													
46		3. For Fiscal Year End unhide rows 39 thru 43.						110,296.32																													
47		4. Column 'G' Plastic/Emergency Rate is hidden.						0.00																													
48		Landfill Total Less Processable, R.R. Ash, Tires, and Yard Waste Residential:						71,504.98																													
49		Rate Non-processable Total:						71,504.98																													
50		Difference						0.00																													

Information Systems, Inc. ~ ISI
Southeast County Landfill

Material Summary

For the Month of March 2005

<i>Material Text</i>	<i>Count</i>	<i>Net Wt (tn)</i>	<i>CYd</i>	<i>Tip \$</i>	<i>Spec \$</i>	<i>Tax \$</i>	<i>Total Fee \$</i>
100 Processable	83	562.05	0	31,744.57	0.00	0.00	31,744.57
110 Processable Resid.	58	673.44	0	0.00	0.00	0.00	0.00
130 Processable-Tampa	342	6,317.41	0	318,586.97	0.00	0.00	318,586.97
200 Non-Processable	342	685.66	0	23,353.63	0.00	0.00	23,353.63
202 C&DD Pure	443	1,122.67	0	38,238.16	0.00	0.00	38,238.16
205 Asbestos	4	17.26	0	587.87	0.00	0.00	587.87
210 Non-Proc. Residential	587	2,741.92	0	0.00	0.00	0.00	0.00
213 C&DD Pure Residential	227	253.57	0	0.00	0.00	0.00	0.00
230 Non-Processable Tampa	105	1,324.59	0	39,512.52	0.00	0.00	39,512.52
235 Tampa Ash	283	6,633.67	0	197,882.35	0.00	0.00	197,882.35
400 Tires	348	781.57	0	29,176.12	0.00	0.00	29,176.12
410 Tires - Residential	12	36.76	0	0.00	0.00	0.00	0.00
420 Tires - Municipal	4	14.96	0	558.46	0.00	0.00	558.46
444 Shredded Tires	64	802.48	0	0.00	0.00	0.00	0.00
450 Unshredded Tires	4	36.50	0	0.00	0.00	0.00	0.00
500 FF Scale Weight	4	0.00	0	20.00	0.00	0.00	20.00
610 Proc. Transferred	1,163	20,087.78	0	0.00	0.00	0.00	0.00
625 RRF Ash @ Landfill	369	8,881.16	0	0.00	0.00	0.00	0.00
720 Metals Extraction	3	11.42	0	0.00	0.00	0.00	0.00
780 Leachate	1	6.41	0	0.00	0.00	0.00	0.00
810 SWMD Processable	2	5.03	0	0.00	0.00	0.00	0.00
820 SWMD Non-Processable	6	0.85	0	0.00	0.00	0.00	0.00
900 Unable to Process	5	0.00	0	0.00	0.00	0.00	0.00
Grand Total	4,459	50,997.16	0	679,660.65	0.00	0.00	679,660.65

Filter:txtFullFilter

For All Accounts For All WMID's For Facility: LF For All Directions

WM7 - Trans Summary ~ Material Summary

April, 04, 2005 3:51 PM

Site: OF WMID: JP

Hillsborough County SWMD ~ OF - Administrative Office
 Southeast County Landfill

Material Summary

For the Month of February 2005

01/23/05

Material Text	Count	Net Wt (tn)	CYd	Tip \$	Spec \$	Tax \$	Total Fee \$
100 Processable	115	708.42	0	40,011.52	0.00	0.00	40,011.52
110 Processable Resid.	99	1,123.03	0	0.00	0.00	0.00	0.00
120 Processable-Municipal	3	24.00	0	1,301.52	0.00	0.00	1,301.52
130 Processable-Tampa	81	1,551.47	0	78,240.65	0.00	0.00	78,240.65
200 Non-Processable	325	543.09	0	18,497.60	0.00	0.00	18,497.60
202 C&DD Pure	493	1,394.15	0	47,484.72	0.00	0.00	47,484.72
205 Asbestos	4	11.66	0	397.14	0.00	0.00	397.14
210 Non-Proc. Residential	521	2,722.82	0	0.00	0.00	0.00	0.00
213 C&DD Pure Residential	196	253.25	0	0.00	0.00	0.00	0.00
215 Asbestos Residential	2	1.44	0	0.00	0.00	0.00	0.00
230 Non-Processable Tampa	100	1,184.69	0	35,341.92	0.00	0.00	35,341.92
235 Tampa Ash	286	6,964.94	0	207,764.12	0.00	0.00	207,764.12
400 Tires	305	637.41	0	23,794.50	0.00	0.00	23,794.50
410 Tires - Residential	14	42.93	0	0.00	0.00	0.00	0.00
420 Tires - Municipal	3	10.19	0	380.39	0.00	0.00	380.39
444 Shredded Tires	42	651.37	0	0.00	0.00	0.00	0.00
450 Unshredded Tires	5	60.93	0	0.00	0.00	0.00	0.00
500 FF Scale Weight	3	0.00	0	15.00	0.00	0.00	15.00
610 Proc. Transferred	1,396	23,741.18	0	0.00	0.00	0.00	0.00
625 RRF Ash @ Landfill	228	5,380.91	0	0.00	0.00	0.00	0.00
720 Metals Extraction	3	10.55	0	0.00	0.00	0.00	0.00
820 SWMD Non-Processable	8	1.43	0	0.00	0.00	0.00	0.00
Grand Total	4,232	47,029.86	0	453,229.08	0.00	0.00	453,229.08
22							

Filter:([Material Type]=310) AND [Bill to Acct #]='608'

For All Accounts For All WMID's For Facility: LF For All Directions

Hillsborough County SWMD ~ OF - Administrative Office



Material Summary
For the Month of January 2005

Material Text	Count	Net Wt (tn)	CYd	Tip \$	Spec \$	Tax \$	Total Fee \$
100 Processable	69	496.96	0	28,068.31	0.00	0.00	28,068.31
110 Processable Resid.	79	930.37	0	0.00	0.00	0.00	0.00
130 Processable-Tampa	93	1,759.17	0	88,714.96	0.00	0.00	88,714.96
200 Non-Processable	339	640.00	0	21,798.37	0.00	0.00	21,798.37
202 C&DD Pure	475	1,414.08	0	48,163.51	0.00	0.00	48,163.51
205 Asbestos	4	26.27	0	894.76	0.00	0.00	894.76
210 Non-Proc. Residential	516	2,738.15	0	0.00	0.00	0.00	0.00
213 C&DD Pure Residential	125	193.62	0	0.00	0.00	0.00	0.00
230 Non-Processable Tampa	97	1,148.73	0	34,269.65	0.00	0.00	34,269.65
235 Tampa Ash	295	6,981.61	0	208,261.36	0.00	0.00	208,261.36
400 Tires	298	653.42	0	24,392.23	0.00	0.00	24,392.23
410 Tires - Residential	11	41.19	0	0.00	0.00	0.00	0.00
444 Shredded Tires	23	563.12	0	0.00	0.00	0.00	0.00
450 Unshredded Tires	5	46.34	0	0.00	0.00	0.00	0.00
500 FF Scale Weight	3	0.00	0	15.00	0.00	0.00	15.00
610 Proc. Transferred	1,333	22,697.67	0	0.00	0.00	0.00	0.00
625 RRF Ash @ Landfill	267	6,319.64	0	0.00	0.00	0.00	0.00
720 Metals Extraction	3	11.19	0	0.00	0.00	0.00	0.00
820 SWMD Non-Processable	12	14.87	0	0.00	0.00	0.00	0.00
900 Unable to Process	6	0.00	0	0.00	0.00	0.00	0.00

Grand Total

4,053	46,676.40	0	454,578.15	0.00	0.00	454,578.15
-------	-----------	---	------------	------	------	------------

20

Filter:txtFullFilter


For All Accounts For All WMID's For Facility: LF For All Directions

WM7 - Trans Summary ~ Material Summary

February, 02, 2005 3:42 PM

Site: OF WMID: JP


100494



Office of the County Administrator
Patricia G. Bean


BOARD OF COUNTY COMMISSIONERS

Kathy Castor
Pat Frank
Ken Hagan
Jim Norman
Jan K. Platt
Thomas Scott
Ronda Storms



Assistant County Administrators
Bernardo Garcin
Carl S. Harness

January 13, 2004



Florida Department of Environmental Protection
Solid Waste Section
2600 Blair Stone Road, M. S. 4565
Tallahassee, FL 32399-2400

RE: Hillsborough County Southeast County Landfill – Waste Records

Dear Sirs:

In accordance with Permit No. 35435-006-SO, Specific Condition No. 11, the Hillsborough County Solid Waste Management Department (SWMD) is submitting the Waste Records for the Southeast County Landfill.

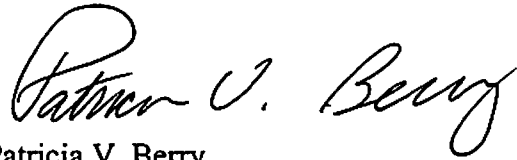
This report includes the quarter from October 2003 through December 2003, which is required to be submitted to the Florida Department of Environmental Protection (FDEP) by January 15, 2004.

For future reports, the SWMD is requesting a contact name for FDEP Tallahassee to ensure that the report is provided to the correct individual in a timely manner.

Florida Department of Environmental Protection
January 13, 2004
Page Two

Should you have any questions concerning the information provided, please contact me at the SWMD at 813-276-2908.

Sincerely,



Patricia V. Berry
Landfill Services Section Manager
Solid Waste Management Department

Attachments

xc: Larry Ruiz, SCS
Kim Ford, DEP Tampa
Ron Cope, EPC

SOUTHEAST COUNTY LANDFILL TONNAGE RECEIVED and BURIED

	A	B	C	D	E	F	G	H	I	J	K	L	M	N	O	P	Q
1	SOUTHEAST COUNTY LANDFILL																
2	TONNAGE ANALYSIS by MATERIAL																
3	TWO TWELVE MONTH PERIODS																
4	MONTH	Processable (1)	City of Tampa Retro	Processable (2) 200, 210, 230, 820	Non-Profit Recycl Residue 250	R.R. Ash 625	City of Tampa Ash 235	Plastic/Emergency Rate	Asbestos 05, 215	C&DD 202, 213	LTP - Filter Cake 850	Tires 400, 410, 420	TOTAL TONNAGE RECEIVED	Shredded/Unshredded Tires	Less Tires	Less Tonnage Out	TOTAL TONNAGE BURIED
5	December'01	12,820.70	33.38	3,529.58		8,271.96	8,424.12	0.00	0.00	1,703.29		514.13	35,297.16	18.87	(514.13)	(7.23)	34,775.97
7	January'02	19,308.49	0.00	4,245.34		8,921.95	7,733.69	0.00	0.00	1,512.20		659.92	42,381.59	26.69	(659.92)	(25.28)	41,721.31
8	February'02	17,438.16	0.00	3,709.44		5,620.99	7,271.73	0.00	7.09	1,006.08		610.48	35,663.97	25.27	(610.48)	(27.97)	35,050.79
9	March'02	18,642.04	0.00	4,107.46		7,119.62	8,099.34	0.00	6.26	764.92		699.07	39,438.71	16.68	(699.07)	(12.82)	38,743.50
10	April'02	18,145.94	0.00	3,982.69		7,988.66	8,864.78	0.00	5.74	884.57		670.45	40,542.83	26.92	(670.45)	(14.12)	39,885.18
11	May'02	18,818.58	0.00	4,167.77		8,009.66	6,524.34	0.00	3.21	840.51		728.22	39,092.29	38.36	(728.22)	(17.22)	38,385.21
12	June'02	14,391.61	0.00	4,330.43		7,088.59	7,661.08	0.00	0.00	822.26		641.53	34,935.50	596.84	(641.53)	(6.28)	34,884.53
13	July'02	15,354.38	0.00	4,063.26		8,031.40	7,901.06	0.00	0.00	869.60		579.89	36,799.59	603.82	(579.89)	(11.39)	36,812.23
14	August'02	17,309.28	0.00	3,933.09		7,350.29	7,947.25	0.00	2.31	1,172.52		622.91	38,337.65	369.06	(622.91)	(10.79)	38,073.01
15	September'02	20,242.48	0.00	4,084.60		5,464.59	7,436.25	0.00	0.00	687.27		510.29	38,425.48	7.17	(510.29)	(12.79)	37,909.57
16	October'02	15,497.15	0.00	4,235.47		8,577.47	7,135.66	0.00	0.00	1,035.50		711.93	37,193.20	167.00	(711.93)	(8.07)	36,640.18
17	November'02	15,242.46	0.00	3,506.06		7,671.51	7,307.89	0.00	8.52	1,050.65		557.76	35,344.85	855.07	(557.76)	(11.99)	35,030.17
18	December'02	15,872.96	0.00	3,924.89		8,505.81	7,933.41	0.00	11.91	933.57		453.11	37,635.66	892.34	(453.11)	(11.19)	38,063.70
19	Total 12 Month	206,263.53	0.00	48,290.50		90,350.54	91,816.48	0.00	45.04	11,579.65	0.00	7,445.58	455,791.32	3,625.22	(7,445.58)	(169.81)	451,801.15
20																	
21	January'03	21,811.55	0.00	4,942.45		8,426.84	8,254.07	0.00	6.22	934.20		553.61	44,928.94	807.75	(553.61)	(7.93)	45,175.15
22	February'03	18,931.41	0.00	4,173.85		6,188.14	7,295.65	0.00	4.02	960.37		534.41	38,087.85	523.97	(534.41)	(36.62)	38,040.79
23	March'03	25,567.20	0.00	6,333.76		5,278.82	7,909.53	0.00	4.41	887.39		593.36	46,574.47	384.13	(593.36)	(31.37)	46,333.87
24	April'03	20,103.51	0.00	7,621.74		7,738.07	7,892.58	0.00	3.46	848.58		568.29	44,776.23	828.22	(568.29)	(13.14)	45,023.02
25	May'03	17,560.79	0.00	5,290.86		8,014.53	7,381.50	0.00	3.08	786.18		595.03	39,631.97	363.92	(595.03)	(19.23)	39,381.63
26	June'02	17,024.35	0.00	5,064.40		7,147.74	8,833.16	0.00	8.68	687.57		593.58	39,359.48	716.92	(593.58)	(27.25)	39,455.57
27	July'03	20,489.85	0.00	4,485.28		8,247.10	8,061.88	0.00	0.00	982.40	13.14	673.79	42,953.44	226.40	(673.79)	(6.31)	42,499.74
28	August'03	20,838.08	0.00	4,555.47		6,896.40	7,579.10	0.00	8.08	934.56	0.00	616.32	41,428.01	16.11	(616.32)	(19.11)	40,808.69
29	September'03	19,973.12	0.00	4,456.94		5,976.39	8,056.21	0.00	5.71	993.65	0.00	685.22	40,147.24	9.09	(685.22)	(9.35)	39,461.76
30	October'03	20,262.56	0.00	3,920.08		7,350.84	8,504.81	0.00	6.03	1,009.08	11.63	643.74	41,708.77	32.95	(643.74)	(17.08)	41,000.00
31	November'03	15,108.46	0.00	3,436.77		7,500.52	7,035.57	0.00	0.00	705.11	4.93	538.18	34,329.54	16.37	(538.18)	(7.68)	33,800.00
32	December'03	18,944.72	0.00	3,379.07		8,201.38	8,865.81	0.00	24.67	479.80	7.81	593.38	40,497.33	17.89	(593.38)	(16.99)	39,900.87
33	Total 12 Month	236,615.60	0.00	57,660.67	0.71	86,966.77	95,669.87	0.00	74.36	10,208.89	37.51	7,188.91	494,423.29	3,943.72	(7,188.91)	(212.06)	490,966.04
34																	
35													494,423.29				490,966.04
36													0.00				0.00
37																	
38	Fiscal Yr. Totals:	54,315.74	0.00	10,735.92		23,052.74	24,406.19	0.00	30.70	2,193.99	24.37	1,775.30	116,535.66	67.21	(1,775.30)	(41.75)	114,785.82
44	NOTE:	1. Processable includes Mixed Processable															
45		2. Non-Processable includes Mixed Non-Processable															
46		3. For Fiscal Year End unhide rows 39 thru 43.															
47													39,485.37				<< Non-Proc. + RR Ash + Tampa Ash + Asbestos + Plastic/Emergency + CD&D
48													39,485.37				<< Non-Processable from Rate
													0.00				<< This number should be ZERO

Transaction Summary Report

For Site: SE South East County Landfill

Date Range: 12/01/2003 thru 12/31/2003

Customer Id	Company Name	Count	Net Weight	Total
001	CITY OF TAMPA SANITATION DEPT			
230	Non-Processable - Tampa	59	849.31	\$25,334.91
	Totals for Customer:	59	849.31	\$25,334.91
002	CITY OF TAMPA MCKAY BAY			
235	Tampa Ash	361	8,865.81	\$264,467.14
900	Unable To Process	1	0.00	\$0.00
	Totals for Customer:	362	8,865.81	\$264,467.14
009	CITY OF TAMPA/ANIMAL			
230	Non-Processable - Tampa	5	0.91	\$28.34
	Totals for Customer:	5	0.91	\$28.34
303	HC ANIMAL CONTROL			
200	Non-Processable	4	2.50	\$85.15
	Totals for Customer:	4	2.50	\$85.15
312	PARKS, RECREATION & CONSERVATION DEPT.			
200	Non-Processable	1	0.94	\$32.02
202	C&DD Pure	7	10.29	\$350.49
400	Tires	1	0.18	\$6.72
	Totals for Customer:	9	11.41	\$389.23
313	HC ROAD DEPT			
200	Non-Processable	6	6.25	\$216.97
	Totals for Customer:	6	6.25	\$216.97
314	HC SHERIFFS DEPT			
200	Non-Processable	4	2.74	\$93.33
	Totals for Customer:	4	2.74	\$93.33
351	ST OF FL DEPT OF TRANSPORTATION			
200	Non-Processable	12	7.40	\$252.05
400	Tires	2	2.22	\$82.87
	Totals for Customer:	14	9.62	\$334.92
410	EAST BAY SANITATION SERVICE INC (R)			
110	Processable Residential	2	19.18	\$0.00
	Totals for Customer:	2	19.18	\$0.00
411	EAST BAY SANITATION SERVICE INC (C)			
100	Processable	9	82.92	\$4,683.32
	Totals for Customer:	9	82.92	\$4,683.32
412	EAST BAY SANITATION SERVICE INC (R/O)			
100	Processable	5	26.01	\$1,469.04
200	Non-Processable	13	53.77	\$1,831.42
202	C&DD Pure	4	18.62	\$634.20
400	Tires	6	15.17	\$566.29
	Totals for Customer:	28	113.57	\$4,500.95
413	LIBERTY WASTE & RECYCLING (R)			
110	Processable Residential	6	52.39	\$0.00
	Totals for Customer:	6	52.39	\$0.00
415	LIBERTY WASTE & RECYCLING (R/O)			
200	Non-Processable	18	195.64	\$6,663.50
202	C&DD Pure	16	43.46	\$1,480.25
205	Asbestos	9	21.57	\$734.68
400	Tires	1	3.68	\$137.37
	Totals for Customer:	44	264.35	\$9,015.80
417	WASTE MANAGEMENT OF TAMPA INC (C)			
100	Processable	1	10.40	\$587.39
	Totals for Customer:	1	10.40	\$587.39
418	WASTE MANAGEMENT OF TAMPA INC (R/O)			

OK
 J.P. Palmer
 1-7-04

Transaction Summary Report

For Site: SE South East County Landfill

Date Range: 12/01/2003 thru 12/31/2003

Customer Id	Company Name	Count	Net Weight	Total
418	WASTE MANAGEMENT OF TAMPA INC (R/O)			
100	Processable	17	68.31	\$3,858.17
200	Non-Processable	66	269.80	\$9,189.40
202	C&DD Pure	56	271.07	\$9,232.63
400	Tires	1	5.71	\$213.15
	Totals for Customer:	140	614.89	\$22,493.35
601	CASH (SOUTHEAST COUNTY LANDFILL)			
200	Non-Processable	256	267.90	\$9,130.15
202	C&DD Pure	71	78.61	\$2,677.44
250	Non-profit Recycl Residue	1	0.71	\$14.14
400	Tires	203	460.99	\$17,208.74
500	VEHICLE SCALE WEIGHT	2	0.00	\$10.00
900	Unable To Process	4	0.00	\$0.00
	Totals for Customer:	537	808.21	\$29,040.47
612	SOUTH COUNTY TRANSFER STATION			
610	Processable - Transferred	296	5,108.98	\$0.00
900	Unable To Process	2	0.00	\$0.00
	Totals for Customer:	296	5,108.98	\$0.00
613	NORTHWEST TRANSFER STATION			
610	Processable - Transferred	797	13,576.53	\$0.00
	Totals for Customer:	797	13,576.53	\$0.00
614	Southeast County Landfill Residential			
210	Non-Proc. - Residential	182	133.80	\$0.00
213	C&DD Pure Residential	48	56.29	\$0.00
215	Asbestos - Residential	2	3.10	\$0.00
410	Tires - Residential	4	0.64	\$0.00
900	Unable To Process	1	0.00	\$0.00
	Totals for Customer:	237	193.83	\$0.00
617	COMMUNITY CLEAN-UPS			
210	Non-Proc. - Residential	1	2.36	\$0.00
	Totals for Customer:	1	2.36	\$0.00
620	HILLSBOROUGH HEIGHTS CCC			
210	Non-Proc. - Residential	11	123.10	\$0.00
410	Tires - Residential	3	22.35	\$0.00
	Totals for Customer:	14	145.45	\$0.00
622	ALDERMAN FORD CCC			
210	Non-Proc. - Residential	74	249.45	\$0.00
410	Tires - Residential	1	4.46	\$0.00
	Totals for Customer:	75	253.91	\$0.00
623	SOUTH COUNTY CCC			
210	Non-Proc. - Residential	38	347.95	\$0.00
410	Tires - Residential	1	4.18	\$0.00
	Totals for Customer:	39	352.13	\$0.00
624	NORTHWEST COUNTY CCC			
210	Non-Proc. - Residential	60	626.97	\$0.00
410	Tires - Residential	3	17.89	\$0.00
	Totals for Customer:	63	644.86	\$0.00
626	WIMAUMA CCC			
210	Non-Proc. - Residential	20	67.79	\$0.00

Transaction Summary Report

For Site: SE South East County Landfill

Date Range: 12/01/2003 thru 12/31/2003

Customer Id	Company Name	Count	Net Weight	Total
626	WIMAUMA CCC			
410	Tires - Residential	1	4.84	\$0.00
	Totals for Customer:	21	72.63	\$0.00
627	RESOURCE RECOVERY CCC RO			
820	SWMD - Non-Processable	1	5.05	\$0.00
	Totals for Customer:	1	5.05	\$0.00
635	LITTER CREW-WASTE MANAGEMENT			
820	SWMD - Non-Processable	10	1.38	\$0.00
	Totals for Customer:	10	1.38	\$0.00
650	RESOURCE RECOVERY - ASH			
625	RRF Ash @ Landfill	332	8,201.38	\$0.00
900	Unable To Process	2	0.00	\$0.00
	Totals for Customer:	334	8,201.38	\$0.00
675	TIRE SHREDDING SWMD			
450	Unshredable Tires	3	17.89	\$0.00
	Totals for Customer:	3	17.89	\$0.00
730	SELF TONS OUT			
720	Metals Extraction	4	16.99	\$0.00
	Totals for Customer:	4	16.99	\$0.00
780	LEACHATE CONTRACTOR			
850	LTP - Filter Cake	1	7.81	\$0.00
	Totals for Customer:	1	7.81	\$0.00
801	GCR TIRE CENTERS			
200	Non-Processable	1	5.88	\$200.27
	Totals for Customer:	1	5.88	\$200.27
805	TRAFFIC CONTROL PRODUCTS			
200	Non-Processable	3	5.20	\$177.12
400	Tires	1	0.45	\$16.80
	Totals for Customer:	4	5.65	\$193.92
815	ALAFIA MOBILE PLAZA			
200	Non-Processable	1	1.05	\$35.76
	Totals for Customer:	1	1.05	\$35.76
816	NATIONAL GYPSUM CO			
200	Non-Processable	1	22.05	\$751.02
	Totals for Customer:	1	22.05	\$751.02
820	OLIN MOTT TIRE COMPANY			
400	Tires	5	23.12	\$863.08
	Totals for Customer:	5	23.12	\$863.08
846	TIRE CENTERS LLC #453			
200	Non-Processable	2	4.80	\$163.49
	Totals for Customer:	2	4.80	\$163.49
847	EKKWILL TROPICAL FISH FARM			
202	C&DD Pure	1	1.46	\$49.73
	Totals for Customer:	1	1.46	\$49.73
906	COVANTA TAMPA BAY			
200	Non-Processable	4	104.76	\$3,568.13
	Totals for Customer:	4	104.76	\$3,568.13
907	JOHNSON'S EXCAVATION & SERVICES			
400	Tires	6	24.38	\$910.11
	Totals for Customer:	6	24.38	\$910.11
908	BEASLEY & SONS INC			
200	Non-Processable	1	3.41	\$116.14
400	Tires	1	2.46	\$91.83
	Totals for Customer:	2	5.87	\$207.97
948	VIGO IMPORTING COMPANY			
200	Non-Processable	2	5.66	\$192.77
	Totals for Customer:	2	5.66	\$192.77
958	FLORIDA REFUSE SERVICE INC			

Transaction Summary Report

For Site: SE South East County Landfill

Date Range: 12/01/2003 thru 12/31/2003

Customer Id	Company Name	Count	Net Weight	Total
958	FLORIDA REFUSE SERVICE INC			
200	Non-Processable	1	11.25	\$383.18
	Totals for Customer:	1	11.25	\$383.18
986	BOYD'S AUTO CENTER			
400	Tires	1	0.66	\$24.64
	Totals for Customer:	1	0.66	\$24.64
	Grand Totals:	3157	40,532.23	\$368,815.34

Transaction Summary Report

For Site: SE South East County Landfill

Date Range: 12/01/2003 thru 12/31/2003

Site Summary by Material

<u>Material</u>	<u>Tons</u>
100 Processable	187.64
110 Processable Residential	71.57
200 Non-Processable	971.00
202 C&DD Pure	423.51
205 Asbestos	21.57
210 Non-Proc. - Residential	1,551.42
213 C&DD Pure Residential	56.29
215 Asbestos - Residential	3.10
230 Non-Processable - Tampa	850.22
235 Tampa Ash	8,865.81
250 Non-profit Recycl Residue	0.71
400 Tires	539.02
410 Tires - Residential	54.36
450 Unshredable Tires	17.89
500 VEHICLE SCALE WEIGHT	0.00
610 Processable - Transferred	18,685.51
625 RRF Ash @ Landfill	8,201.38
820 SWMD - Non-Processable	6.43
850 LTP - Filter Cake	7.81
900 Unable To Process	0.00
Total Tons Weighed	40,515.24

Adjustments

<u>Material</u>	<u>Tons</u>
400 Tires	539.02
410 Tires - Residential	54.36
720 Metals Extraction	16.99
Total Adjustments	610.37
Total Net Tons	<u>39,904.87</u>

Transaction Summary Report

For Site: SE South East County Landfill

Date Range: 11/01/2003 thru 11/30/2003

Customer Id	Company Name	Count	Net Weight	Total
001	CITY OF TAMPA SANITATION DEPT			
230	Non-Processable - Tampa	70	1,115.13	\$33,264.29
900	Unable To Process	1	0.00	\$0.00
	Totals for Customer:	71	1,115.13	\$33,264.29
002	CITY OF TAMPA MCKAY BAY			
235	Tampa Ash	292	7,035.57	\$209,870.99
	Totals for Customer:	292	7,035.57	\$209,870.99
004	CITY OF TAMPA PARKS DEPT			
230	Non-Processable - Tampa	3	8.69	\$259.22
	Totals for Customer:	3	8.69	\$259.22
009	CITY OF TAMPA/ANIMAL			
230	Non-Processable - Tampa	2	0.33	\$9.84
	Totals for Customer:	2	0.33	\$9.84
075	CITY OF TEMPLE TERRACE			
420	Tires - Municipal	1	0.57	\$21.28
	Totals for Customer:	1	0.57	\$21.28
303	HC ANIMAL CONTROL			
200	Non-Processable	1	0.57	\$19.41
	Totals for Customer:	1	0.57	\$19.41
312	PARKS, RECREATION & CONSERVATION DEPT.			
202	C&DD Pure	4	5.95	\$202.65
400	Tires	4	1.00	\$37.33
	Totals for Customer:	8	6.95	\$239.98
313	HC ROAD DEPT			
200	Non-Processable	3	2.73	\$95.38
	Totals for Customer:	3	2.73	\$95.38
332	FEDERAL BUREAU OF INVESTIGATION			
200	Non-Processable	2	2.14	\$74.94
	Totals for Customer:	2	2.14	\$74.94
333	ROAD MAINT, PUBLIC WKS DEPT			
200	Non-Processable	1	0.33	\$11.24
	Totals for Customer:	1	0.33	\$11.24
351	ST OF FL DEPT OF TRANSPORTATION			
200	Non-Processable	4	2.39	\$81.40
202	C&DD Pure	4	2.27	\$77.32
400	Tires	2	1.96	\$73.16
	Totals for Customer:	10	6.62	\$231.88
411	EAST BAY SANITATION SERVICE INC (C)			
100	Processable	10	94.39	\$5,331.14
	Totals for Customer:	10	94.39	\$5,331.14
412	EAST BAY SANITATION SERVICE INC (R/O)			
100	Processable	1	5.56	\$314.03
200	Non-Processable	8	43.18	\$1,470.71
202	C&DD Pure	8	21.88	\$745.24
400	Tires	4	11.38	\$424.80
	Totals for Customer:	21	82.00	\$2,954.78
413	LIBERTY WASTE & RECYCLING (R)			
110	Processable Residential	7	87.92	\$0.00
	Totals for Customer:	7	87.92	\$0.00
415	LIBERTY WASTE & RECYCLING (R/O)			
200	Non-Processable	9	94.14	\$3,206.41
202	C&DD Pure	11	56.05	\$1,909.06

OK
 9/12/03
 12-3-03

Transaction Summary Report

For Site: SE South East County Landfill

Date Range: 11/01/2003 thru 11/30/2003

Customer Id	Company Name	Count	Net Weight	Total
415	LIBERTY WASTE & RECYCLING (R/O)			
400	Tires	2	6.22	\$232.19
900	Unable To Process	1	0.00	\$0.00
	Totals for Customer:	23	156.41	\$5,347.66
417	WASTE MANAGEMENT OF TAMPA INC (C)			
100	Processable	4	38.09	\$2,151.33
	Totals for Customer:	4	38.09	\$2,151.33
418	WASTE MANAGEMENT OF TAMPA INC (R/O)			
100	Processable	13	46.51	\$2,626.89
200	Non-Processable	39	170.91	\$5,821.17
202	C&DD Pure	81	370.43	\$12,616.81
400	Tires	4	22.13	\$826.12
900	Unable To Process	1	0.00	\$0.00
	Totals for Customer:	138	609.98	\$21,890.99
601	CASH (SOUTHEAST COUNTY LANDFILL)			
200	Non-Processable	200	264.08	\$8,995.26
202	C&DD Pure	97	121.64	\$4,143.75
400	Tires	203	413.39	\$15,431.87
900	Unable To Process	7	0.00	\$0.00
	Totals for Customer:	507	799.11	\$28,570.88
612	SOUTH COUNTY TRANSFER STATION			
610	Processable - Transferred	260	4,440.67	\$0.00
	Totals for Customer:	260	4,440.67	\$0.00
613	NORTHWEST TRANSFER STATION			
610	Processable - Transferred	600	10,395.32	\$0.00
900	Unable To Process	1	0.00	\$0.00
	Totals for Customer:	601	10,395.32	\$0.00
614	Southeast County Landfill Residential			
210	Non-Proc. - Residential	100	59.83	\$0.00
213	C&DD Pure Residential	111	123.34	\$0.00
410	Tires - Residential	4	0.82	\$0.00
900	Unable To Process	1	0.00	\$0.00
	Totals for Customer:	216	183.99	\$0.00
620	HILLSBOROUGH HEIGHTS CCC			
210	Non-Proc. - Residential	14	172.10	\$0.00
410	Tires - Residential	1	6.68	\$0.00
	Totals for Customer:	15	178.78	\$0.00
622	ALDERMAN FORD CCC			
210	Non-Proc. - Residential	75	257.52	\$0.00
410	Tires - Residential	2	8.39	\$0.00
	Totals for Customer:	77	265.91	\$0.00
623	SOUTH COUNTY CCC			
210	Non-Proc. - Residential	35	345.14	\$0.00
410	Tires - Residential	1	4.18	\$0.00
	Totals for Customer:	36	349.32	\$0.00
624	NORTHWEST COUNTY CCC			
210	Non-Proc. - Residential	58	671.64	\$0.00
410	Tires - Residential	2	11.15	\$0.00
	Totals for Customer:	60	682.79	\$0.00
626	WIMAUMA CCC			

Transaction Summary Report

For Site: SE South East County Landfill

Date Range: 11/01/2003 thru 11/30/2003

Customer Id	Company Name	Count	Net Weight	Total
626	WIMALMA CCC			
210	Non-Proc. - Residential	18	62.66	\$0.00
410	Tires - Residential	1	4.49	\$0.00
	Totals for Customer:	19	67.15	\$0.00
635	LITTER CREW-WASTE MANAGEMENT			
820	SWMD - Non-Processable	9	0.81	\$0.00
	Totals for Customer:	9	0.81	\$0.00
650	RESOURCE RECOVERY - ASH			
625	RRF Ash @ Landfill	307	7,500.52	\$0.00
	Totals for Customer:	307	7,500.52	\$0.00
675	TIRE SHREDDING SWMD			
450	Unshredable Tires	3	16.37	\$0.00
	Totals for Customer:	3	16.37	\$0.00
730	SELF TONS OUT			
720	Metals Extraction	2	7.68	\$0.00
	Totals for Customer:	2	7.68	\$0.00
780	LEACHATE CONTRACTOR			
850	LTP - Filter Cake	1	4.93	\$0.00
	Totals for Customer:	1	4.93	\$0.00
805	TRAFFIC CONTROL PRODUCTS			
200	Non-Processable	2	2.09	\$71.19
400	Tires	1	0.83	\$30.98
	Totals for Customer:	3	2.92	\$102.17
807	HUMANE SOCIETY OF TAMPA BAY			
200	Non-Processable	2	1.96	\$66.76
	Totals for Customer:	2	1.96	\$66.76
813	BULLFROG CREEK MOBILE HOME PARK			
200	Non-Processable	1	0.96	\$32.70
	Totals for Customer:	1	0.96	\$32.70
820	OLIN MOTT TIRE COMPANY			
200	Non-Processable	4	5.58	\$190.06
400	Tires	5	23.79	\$888.07
	Totals for Customer:	9	29.37	\$1,078.13
834	SUNRISE LANDCARE INC			
200	Non-Processable	1	1.27	\$43.26
	Totals for Customer:	1	1.27	\$43.26
842	APOLLO CONSTRUCTION & ENGINEERING SVCRV.			
202	C&DD Pure	2	2.50	\$85.15
	Totals for Customer:	2	2.50	\$85.15
846	TIRE CENTERS LLC #453			
200	Non-Processable	2	5.86	\$199.59
	Totals for Customer:	2	5.86	\$199.59
859	COMPLETE LANDCARE INC.			
202	C&DD Pure	1	1.05	\$35.76
	Totals for Customer:	1	1.05	\$35.76
893	ALPHA EXCAVATING & EQUIPMENT RENTAL			
200	Non-Processable	4	5.70	\$194.14
	Totals for Customer:	4	5.70	\$194.14
906	COVANTA TAMPA BAY			
200	Non-Processable	4	80.78	\$2,751.37
	Totals for Customer:	4	80.78	\$2,751.37
907	JOHNSON'S EXCAVATION & SERVICES			
200	Non-Processable	1	3.34	\$113.76
400	Tires	4	17.04	\$636.10
	Totals for Customer:	5	20.38	\$749.86
913	GRIFFIN INDUSTRIES			

Date: 12/03/2003

Hillsborough County Solid Waste Management Department

Page 4

Transaction Summary Report

For Site: SE South East County Landfill

Date Range: 11/01/2003 thru 11/30/2003

Customer Id	Company Name	Count	Net Weight	Total
913	GRIFFIN INDUSTRIES			
200	Non-Processable	1	17.41	\$592.98
	Totals for Customer:	1	17.41	\$592.98
948	VIGO IMPORTING COMPANY			
200	Non-Processable	3	13.81	\$470.36
	Totals for Customer:	3	13.81	\$470.36
958	FLORIDA REFUSE SERVICE INC			
200	Non-Processable	2	23.69	\$806.89
	Totals for Customer:	2	23.69	\$806.89
979	KEARNEY DEVELOPMENT/FLORIDA TRUCK CO			
400	Tires	1	2.86	\$106.76
	Totals for Customer:	1	2.86	\$106.76
986	BOYD'S AUTO CENTER			
400	Tires	2	1.30	\$48.53
	Totals for Customer:	2	1.30	\$48.53
	Grand Totals:	2753	34,353.59	\$317,709.64

Transaction Summary Report

For Site: SE South East County Landfill

Date Range: 11/01/2003 thru 11/30/2003

Site Summary by Material

<u>Material</u>	<u>Tons</u>	
100	Processable	184.55
110	Processable Residential	87.92
200	Non-Processable	742.92
202	C&D Pure	581.77
210	Non-Proc. - Residential	1,568.89
213	C&D Pure Residential	123.34
230	Non-Processable - Tampa	1,124.15
235	Tampa Ash	7,035.57
400	Tires	501.90
410	Tires - Residential	35.71
420	Tires - Municipal	0.57
450	Unshredable Tires	16.37
610	Processable - Transferred	14,835.99
625	RRF Ash @ Landfill	7,500.52
820	SWMD - Non-Processable	0.81
850	LTP - Filter Cake	4.93
900	Unable To Process	0.00
Total Tons Weighed		34,345.91

Adjustments

<u>Material</u>	<u>Tons</u>	
400	Tires	501.90
410	Tires - Residential	35.71
420	Tires - Municipal	0.57
720	Metals Extraction	7.68
Total Adjustments		545.86
Total Net Tons		<u>33,800.05</u>

Transaction Summary Report

For Site: SE South East County Landfill

Date Range: 10/01/2003 thru 10/31/2003

Customer Id	Company Name	Count	Net Weight	Total
001	CITY OF TAMPA SANITATION DEPT			
230	Non-Processable - Tampa	85	1,379.56	\$41,152.28
	Totals for Customer:	85	1,379.56	\$41,152.28
002	CITY OF TAMPA MCKAY BAY			
235	Tampa Ash	358	8,504.81	\$253,698.48
	Totals for Customer:	358	8,504.81	\$253,698.48
004	CITY OF TAMPA PARKS DEPT			
230	Non-Processable - Tampa	4	20.96	\$625.24
	Totals for Customer:	4	20.96	\$625.24
009	CITY OF TAMPA/ANIMAL			
230	Non-Processable - Tampa	7	0.98	\$30.72
	Totals for Customer:	7	0.98	\$30.72
303	HC ANIMAL CONTROL			
200	Non-Processable	2	1.54	\$52.45
	Totals for Customer:	2	1.54	\$52.45
312	PARKS, RECREATION & CONSERVATION DEPT.			
200	Non-Processable	1	0.65	\$22.14
202	C&DD Pure	19	35.89	\$1,222.42
400	Tires	1	0.38	\$14.19
	Totals for Customer:	21	36.92	\$1,258.75
313	HC ROAD DEPT			
200	Non-Processable	3	0.36	\$14.65
	Totals for Customer:	3	0.36	\$14.65
314	HC SHERIFFS DEPT			
200	Non-Processable	1	0.48	\$16.35
202	C&DD Pure	1	0.51	\$17.37
	Totals for Customer:	2	0.99	\$33.72
332	FEDERAL BUREAU OF INVESTIGATION			
200	Non-Processable	1	2.01	\$68.46
	Totals for Customer:	1	2.01	\$68.46
333	ROAD MAINT, PUBLIC WKS DEPT			
200	Non-Processable	1	1.74	\$59.26
	Totals for Customer:	1	1.74	\$59.26
351	ST OF FL DEPT OF TRANSPORTATION			
200	Non-Processable	2	1.83	\$62.33
202	C&DD Pure	9	4.34	\$147.81
400	Tires	1	0.89	\$33.22
	Totals for Customer:	12	7.06	\$243.36
411	EAST BAY SANITATION SERVICE INC (C)			
100	Processable	9	98.03	\$5,536.73
	Totals for Customer:	9	98.03	\$5,536.73
412	EAST BAY SANITATION SERVICE INC (R/O)			
100	Processable	3	18.73	\$1,057.87
200	Non-Processable	18	89.11	\$3,035.06
202	C&DD Pure	12	47.73	\$1,625.69
400	Tires	4	10.13	\$378.15
	Totals for Customer:	37	165.70	\$6,096.77
413	LIBERTY WASTE & RECYCLING (R)			
110	Processable Residential	6	71.96	\$0.00
	Totals for Customer:	6	71.96	\$0.00
414	LIBERTY WASTE & RECYCLING (C)			
100	Processable	1	13.74	\$776.04
	Totals for Customer:	1	13.74	\$776.04
415	LIBERTY WASTE & RECYCLING (R/O)			

OK
 [Signature]
 11-04-03

Transaction Summary Report

For Site: SE South East County Landfill

Date Range: 10/01/2003 thru 10/31/2003

Customer Id	Company Name	Count	Net Weight	Total
415	LIBERTY WASTE & RECYCLING (R/O)			
110	Processable Residential	1	14.51	\$0.00
200	Non-Processable	19	153.94	\$5,243.19
202	C&DD Pure	16	64.50	\$2,196.86
205	Asbestos	3	5.92	\$201.64
400	Tires	1	3.60	\$134.39
900	Unable To Process	1	0.00	\$0.00
	Totals for Customer:	41	242.47	\$7,776.08
418	WASTE MANAGEMENT OF TAMPA INC (R/O)			
100	Processable	8	34.70	\$1,959.86
200	Non-Processable	45	177.79	\$6,055.50
202	C&DD Pure	128	627.76	\$21,381.49
400	Tires	6	21.99	\$820.89
	Totals for Customer:	187	862.24	\$30,217.74
601	CASH (SOUTHEAST COUNTY LANDFILL)			
200	Non-Processable	216	320.66	\$10,926.87
202	C&DD Pure	93	- 117.09	\$3,989.45
400	Tires	224	463.36	\$17,297.24
500	VEHICLE SCALE WEIGHT	1	0.00	\$5.00
900	Unable To Process	2	0.00	\$0.00
	Totals for Customer:	536	901.11	\$32,218.56
612	SOUTH COUNTY TRANSFER STATION			
610	Processable - Transferred	279	4,803.28	\$0.00
	Totals for Customer:	279	4,803.28	\$0.00
613	NORTHWEST TRANSFER STATION			
610	Processable - Transferred	914	15,207.61	\$0.00
900	Unable To Process	1	0.00	\$0.00
	Totals for Customer:	915	15,207.61	\$0.00
614	Southeast County Landfill Residential			
210	Non-Proc. - Residential	114	72.95	\$0.00
213	C&DD Pure Residential	92	110.65	\$0.00
410	Tires - Residential	3	1.59	\$0.00
900	Unable To Process	3	0.00	\$0.00
	Totals for Customer:	212	185.19	\$0.00
617	COMMUNITY CLEAN-UPS			
210	Non-Proc. - Residential	1	5.98	\$0.00
	Totals for Customer:	1	5.98	\$0.00
620	HILLSBOROUGH HEIGHTS CCC			
210	Non-Proc. - Residential	13	155.85	\$0.00
410	Tires - Residential	2	16.75	\$0.00
	Totals for Customer:	15	172.60	\$0.00
622	ALDERMAN FORD CCC			
210	Non-Proc. - Residential	72	241.41	\$0.00
410	Tires - Residential	1	3.65	\$0.00
	Totals for Customer:	73	245.06	\$0.00
623	SOUTH COUNTY CCC			
210	Non-Proc. - Residential	36	360.47	\$0.00
410	Tires - Residential	2	10.08	\$0.00
	Totals for Customer:	38	370.55	\$0.00
624	NORTHWEST COUNTY CCC			

Transaction Summary Report

For Site: SE South East County Landfill

Date Range: 10/01/2003 thru 10/31/2003

Customer Id	Company Name	Count	Net Weight	Total
624	NORTHWEST COUNTY CCC			
210	Non-Proc. - Residential	61	670.19	\$0.00
410	Tires - Residential	3	12.49	\$0.00
	Totals for Customer:	64	682.68	\$0.00
626	WIMAUMA CCC			
210	Non-Proc. - Residential	23	87.62	\$0.00
	Totals for Customer:	23	87.62	\$0.00
635	LITTER CREW-WASTE MANAGEMENT			
820	SWMD - Non-Processable	2	0.21	\$0.00
	Totals for Customer:	2	0.21	\$0.00
650	RESOURCE RECOVERY - ASH			
625	RRF Ash @ Landfill	288	7,350.84	\$0.00
	Totals for Customer:	288	7,350.84	\$0.00
675	TIRE SHREDDING SWMD			
450	Unshredable Tires	4	32.95	\$0.00
	Totals for Customer:	4	32.95	\$0.00
730	SELF TONS OUT			
720	Metals Extraction	4	17.08	\$0.00
	Totals for Customer:	4	17.08	\$0.00
780	LEACHATE CONTRACTOR			
850	LTP - Filter Cake	2	11.63	\$0.00
	Totals for Customer:	2	11.63	\$0.00
801	GCR TIRE CENTERS			
200	Non-Processable	1	6.41	\$218.32
	Totals for Customer:	1	6.41	\$218.32
805	TRAFFIC CONTROL PRODUCTS			
200	Non-Processable	1	2.15	\$73.23
	Totals for Customer:	1	2.15	\$73.23
812	COUNTY FIRE EQUIPMENT CO			
200	Non-Processable	5	5.76	\$196.18
	Totals for Customer:	5	5.76	\$196.18
813	BULLFROG CREEK MOBILE HOME PARK			
400	Tires	1	0.31	\$11.57
	Totals for Customer:	1	0.31	\$11.57
820	OLIN MOTT TIRE COMPANY			
200	Non-Processable	2	0.70	\$23.84
400	Tires	7	32.22	\$1,202.77
	Totals for Customer:	9	32.92	\$1,226.61
859	COMPLETE LANDCARE INC.			
900	Unable To Process	1	0.00	\$0.00
	Totals for Customer:	1	0.00	\$0.00
864	BFI WASTE SYSTEMS OF N.A., INC			
205	Asbestos	1	0.11	\$3.75
	Totals for Customer:	1	0.11	\$3.75
885	CRESCENT LAKE CORP.			
200	Non-Processable	2	1.13	\$38.49
202	C&DD Pure	1	0.61	\$20.78
	Totals for Customer:	3	1.74	\$59.27
890	BERNIER ENTERPRISES DBA ALAFIA RIVER RES			
200	Non-Processable	1	0.96	\$32.70
	Totals for Customer:	1	0.96	\$32.70
906	COVANTA TAMPA BAY			
200	Non-Processable	3	64.57	\$2,199.25
	Totals for Customer:	3	64.57	\$2,199.25
907	JOHNSON'S EXCAVATION & SERVICES			
200	Non-Processable	1	3.37	\$114.78

Transaction Summary Report:

For Site: SE South East County Landfill

Date Range: 10/01/2003 thru 10/31/2003

Customer Id	Company Name	Count	Net Weight	Total
907	JOHNSON'S EXCAVATION & SERVICES			
400	Tires	8	30.85	\$1,151.63
	Totals for Customer:	9	34.22	\$1,266.41
913	GRIFFIN INDUSTRIES			
200	Non-Processable	5	72.62	\$2,473.43
	Totals for Customer:	5	72.62	\$2,473.43
948	VIGO IMPORTING COMPANY			
200	Non-Processable	2	2.74	\$93.33
	Totals for Customer:	2	2.74	\$93.33
958	FLORIDA REFUSE SERVICE INC			
200	Non-Processable	1	11.80	\$401.91
	Totals for Customer:	1	11.80	\$401.91
974	TOWN AND COUNTRY MOBILE HOMES INC			
200	Non-Processable	1	1.58	\$53.81
	Totals for Customer:	1	1.58	\$53.81
986	BOYD'S AUTO CENTER			
400	Tires	3	2.50	\$93.32
	Totals for Customer:	3	2.50	\$93.32
	Grand Totals:	3280	41,725.85	\$388,262.38

Transaction Summary Report

For Site: SE South East County Landfill

Date Range: 10/01/2003 thru 10/31/2003

Site Summary by Material

<u>Material</u>	<u>Tons</u>
100 Processable	165.20
110 Processable Residential	86.47
200 Non-Processable	923.90
202 C&D Pure	898.43
205 Asbestos	6.03
210 Non-Proc. - Residential	1,594.47
213 C&D Pure Residential	110.65
230 Non-Processable - Tampa	1,401.50
235 Tampa Ash	8,504.31
400 Tires	566.23
410 Tires - Residential	44.56
450 Unshredable Tires	32.95
500 VEHICLE SCALE WEIGHT	0.00
610 Processable - Transferred	20,010.89
625 RRF Ash @ Landfill	7,350.84
820 SWMD - Non-Processable	0.21
850 LTP - Filter Cake	11.63
900 Unable To Process	0.00
Total Tons Weighed	41,708.77

Adjustments

<u>Material</u>	<u>Tons</u>
400 Tires	566.23
410 Tires - Residential	44.56
720 Metals Extraction	17.08
Total Adjustments	627.87
Total Net Tons	<u>41,080.90</u>



Department of Environmental Protection

Lawton Chiles
Governor

Southwest District
3804 Coconut Palm Drive
Tampa, Florida 33619

Virginia B. Wetherell
Secretary

FEB - 2 1998

Ms. Sarah Hill
Hillsborough County
Department of Solid Waste
P. O. Box 1110
Tampa, FL 33601

RE: Waste Quantity Reports for
South County Transfer Station
Northwest Transfer Station
Southeast County Landfill

Dear Ms. Hill:

In August of 1996 we requested that you keep waste quantity reports required by Chapter 62-701 on site, available for inspection upon request by Department personnel, instead of submitting them to the District office. I apologize that I must ask you to adjust this practice again. Please forward a copy of these reports to Mr. Chongman Lee, Department of Environmental Protection, Twin Towers Building, 2600 Blairstone Road, Tallahassee, FL 32399-2400 as well as keeping a copy on site.

As before, we will continue to receive WQR's for MRF's and waste tire processing facilities here in the District.

If you have any questions regarding this request please call me at 813-744-6100, ext. 375.

Thank you,

Danielle Nichols
Environmental Specialist
C/E Southwest District

DN/ab

HILLSBOROUGH COUNTY, FLA.

Florida

Office of the County Administrator
Daniel A. Kleman

OCT 25 1996
SOUTHWEST DISTRICT
TAMPA

BOARD OF COUNTY COMMISSIONERS

Dottie Berger
Phyllis Busansky
Joe Chillura
Chris Hart
Jim Notman
Ed Turanchik
Sandra Helen Wilson



Senior Assistant County Administrator
Patricia Bean

Assistant County Administrator
Edwin Hunzeker
Cretta Johnson
Jimmie Keel

October 23, 1996

Mr. Steve Morgan
Environmental Specialist II
Department of Environmental Protection
3804 Coconut Palm Drive
Tampa, Florida 33619-8318

RE: Southeast County Landfill Tonnage Report:
Permit No. SC2966321

Dear Steve:

In accordance with permit conditions for the Southeast Class I Landfill, the following amounts of municipal solid waste and incinerator residue have been received:

July, 1996	25,445.71 Tons
August, 1996	25,126.79 Tons
September, 1996	22,895.06 Tons

Total Third Quarter	73,467.56 Tons

If you should have any questions or comments on this information, please call me at 276-2926.

Sincerely,

Sarah Hill
Environmental Specialist II
Solid Waste Department

xc: Paul Schipfer, Environmental Protection Commission
Greg Walk, Waste Management, Inc., Southeast Landfill



Department of Environmental Protection

Lawton Chiles
Governor

Southwest District
3804 Coconut Palm Drive
Tampa, Florida 33619

Virginia B. Wetherell
Secretary

August 13, 1996

Sarah Hall
Hillsborough County
Department of Solid Waste
P.O. Box 1110
Tampa, FL 33601

RE: Waste Quantity Reports for
South County Transfer Station
Northwest Transfer Station
Southeast County Landfill

Dear Ms. Hall:

Henceforth the Southwest District requests that you keep waste quantity reports required by Chapter 62-701 on site, available for inspection upon request by Department personnel, instead of submitting them to the District office on a quarterly basis. Your cooperation in this matter is appreciated. This is in regard to disposal and transfer station facilities only. *We will continue to accept quantity reports from MRF's and waste tire processing facilities.* If you have any questions, please feel free to call me at 813/744-6100, ext. 375.

Sincerely,

Danielle Nichols
Environmental Specialist

DN/pp

HILLSBOROUGH COUNTY

Florida

Office of the County Administrator
Daniel A. Kleman



BOARD OF COUNTY COMMISSIONERS

Dottie Berger
Phyllis Busansky
Joe Chillura
Chris Hart
Jim Noeman
Ed Turanchik
Sandra Helen Wilson

RECEIVED
AUG 05 1996
Department of Environmental Protection
BY SOUTHWEST DISTRICT
Senior Assistant County Administrator
Patricia Bean

Assistant County Administrators
Edwin Hunzeker
Cretta Johnson
Jimmie Keel

July 31, 1996

Mr. Steve Morgan
Environmental Specialist II
Department of Environmental Protection
3804 Coconut Palm Drive
Tampa, Florida 33619-8318

RE: Southeast County Landfill Tonnage Report:
Permit No. SC2966321

Dear Steve:

In accordance with permit conditions for the Southeast Class I Landfill, the following amounts of municipal solid waste and incinerator residue have been received:

April, 1996	33,511.19 Tons
May, 1996	32,958.19 Tons
June, 1996	23,950.60 Tons

Total Second Quarter	90,420.54 Tons

If you should have any questions or comments on this information, please call me at 276-2926.

Sincerely,

Sarah Hill

Environmental Specialist II
Solid Waste Department

xc: Paul Schipfer, Environmental Protection Commission
Greg Walk, Waste Management, Inc., Southeast Landfill


HILLSBOROUGH COUNTY

Florida

Office of the County Administrator
Daniel A. Kleman

BOARD OF COUNTY COMMISSIONERS

Dottie Berger
Phyllis Busansky
Joe Chillura
Chris Hart
Jim Norman
Ed Turanchik
Sandra Helen Wilson



Senior Assistant County Administrator
Patricia Bean

Assistant County Administrators
Edwin Hunzeker
Cretta Johnson
Jimmie Keel
Robert Taylor

April 5, 1996

Mr. Steve Morgan
Environmental Specialist II
Department of Environmental Protection
3804 Coconut Palm Drive
Tampa, Florida 33619-8318

RECEIVED
APR - 8 1996

Department of Environmental Protection
SOUTHWEST DISTRICT

BY _____

RE: Southeast County Landfill Tonnage Report:
Permit No. SC2966321

Dear Steve:

In accordance with permit conditions for the Southeast Class I Landfill, the following amounts of municipal solid waste and incinerator residue have been received:

January, 1996	24,861.85 Tons
February, 1996	23,589.40 Tons
March, 1996	31,108.60 Tons

Total First Quarter	79,559.85 Tons

If you should have any questions or comments on this information, please call me at 276-2926.

Sincerely,

Sarah Hill
Environmental Specialist II
Solid Waste Department

xc: Paul Schipfer, Environmental Protection Commission
Greg Walk, Waste Management, Inc., Southeast Landfill

HILLSBOROUGH COUNTY

Florida

Office of the County Administrator
Daniel A. Kleman

BOARD OF COUNTY COMMISSIONERS

Dorrie Berger
Phyllis Busansky
Joe Chillura
Chris Hart
Jim Norman
Ed Turanchik
Sandra Helen Wilson



Senior Assistant County Administrator
Patricia Bean

Assistant County Administrators
Edwin Hunzeker
Cretta Johnson
Jimmie Keel
Robert Taylor

February 13, 1995

Mr. Steve Morgan
Environmental Specialist II
Department of Environmental Protection
3804 Coconut Palm Drive
Tampa, Florida 33619-8318

RECEIVED
FEB 16 1995

Department of Environmental Protection
SOUTHWEST DISTRICT
BY _____

RE: Southeast County Class I Landfill Tonnage Report:
Permit No. SO29-158504

Dear Steve:

In accordance with the permit conditions for the Southeast County Class I Landfill, the following amounts of municipal solid waste and incinerator residue have been received:

October, 1995	22,227.92 Tons
November, 1995	22,722.38 Tons
December, 1995	23,754.95 Tons

Total Third Quarter	93,787.94 Tons

If you should have any questions or comments on this information, please call me at 276-2926.

Sincerely,

Sarah Hill
Environmental Specialist II
Solid Waste Department

xc: Paul Schipfer, Environmental Protection Commission
Greg Walk, Waste Management, Inc., Southeast Landfill


HILLSBOROUGH COUNTY

Florida

Office of the County Administrator
Daniel A. Kleman

BOARD OF COUNTY COMMISSIONERS

Donie Berger
Phyllis Busansky
Joe Chillura
Chris Hart
Jim Norman
Ed Turanchik
Sandra Helen Wilson




Senior Assistant County Administrator
Patricia Bean

Assistant County Administrators
Edwin Hunzeker
Cresta Johnson
Jimmie Keel
Robert Taylor

April 20, 1995

Mr. Steve Morgan
Environmental Specialist II
Department of Environmental Protection
3804 Coconut Palm Drive
Tampa, Florida 33619-8318



RE: Southeast County Landfill Tonnage Report:
Permit No. SC2966321

Depart. _____ DISTRICT _____
BY _____

Dear Steve:

In accordance with permit conditions for the Southeast Class I Landfill, the following amounts of municipal solid waste and incinerator residue have been received:

April, 1995	19,294.32 Tons
May, 1995	22,419.86 Tons
June, 1995	18,529.74 Tons

Total Second Quarter	60,244.11 Tons

If you should have any questions or comments on this information, please call me at 276-2926.

Sincerely,

Sarah Hill
Environmental Specialist II
Solid Waste Department

xc: Paul Schipfer, Environmental Protection Commission
Greg Walk, Waste Management, Inc., Southeast Landfill

HILLSBOROUGH COUNTY

Florida

Office of the County Administrator
Frederick B. Karl

BOARD OF COUNTY COMMISSIONERS

Phyllis Busansky
Joe Chillura
Lydia Miller
Jim Norman
Jan Platt
Ed Turanchik
Sandra Wilson



Senior Assistant County Administrator
Patricia Bean

Assistant County Administrators
Edwin Hunzeker
Cretta Johnson
Jimmie Keel
Robert Taylor

RECEIVED
OCT 12 1994

October 11, 1994

Department of Environmental Protection
SOUTHWEST DISTRICT
BY _____

Mr. Steve Morgan
Environmental Specialist II
Department of Environmental Protection
3804 Coconut Palm Drive
Tampa, Florida 33619-8318

RE: Southeast County Class I Landfill Tonnage Report:
Permit No. SO29-158504

Dear Steve:

In accordance with the permit conditions for the Southeast County Class I Landfill, the following amounts of municipal solid waste and incinerator residue have been received:

July, 1994	19,759.85 Tons
August, 1994	20,477.71 Tons
September, 1994	22,114.76 Tons

Total Third Quarter	62,352.32 Tons

If you should have any questions or comments on this information, please call me at 276-2926.

Sincerely,

Sarah Hill
Environmental Specialist II
Solid Waste Department

xc: Paul Schipfer, Environmental Protection Commission
Greg Walk, Waste Management, Inc., Southeast Landfill

HILLSBOROUGH COUNTY

Florida

Office of the County Administrator
Frederick B. Karl

BOARD OF COUNTY COMMISSIONERS

Phyllis Busansky
Joe Chillura
Sylvia Kimbell
Lydia Miller
Jim Norman
Jan Platt
Ed Turanchik



Senior Assistant County Administrator
Patricia Bean

Assistant County Administrators
Edwin Hunzeker
Cretta Johnson (*Interim Appointment*)
Jimmie Keel
Robert Taylor (*Interim Appointment*)

D.E.P.

AUG 08 1994

SOUTHWEST DISTRICT
TAMPA

August 3, 1994

Mr. Steve Morgan
Environmental Specialist II
Department of Environmental Protection
3804 Coconut Palm Drive
Tampa, Florida 33619-8318

RE: Southeast County Class I Landfill Tonnage Report:
Permit No. SO29-158504

Dear Steve:

In accordance with the permit conditions for the Southeast County Class I Landfill, the following amounts of municipal solid waste and incinerator residue have been received:

April, 1994	25,784.51 Tons
May, 1994	23,759.04 Tons
June, 1994	25,178.58 Tons

Total Second Quarter	77,722.13 Tons

The monthly summary of the tonnage reports are attached for your information.

The gap in data transmittal for the facility tonnage is due to a realignment of departmental organizational functions and personnel. All future reports will be submitted on a quarterly basis as required.

Page Two
August 3, 1994
Mr. Steve Morgan

If you should have any questions or comments on this information, please call me at 276-2926.

Sincerely,



Sarah Hill
Environmental Specialist II
Landfill Services Section
Solid Waste Department

xc: Paul Schipfer, Environmental Protection Commission
Greg Walk, Waste Management, Inc., Southeast Landfill

HILLSBOROUGH COUNTY DEPARTMENT OF SOLID WASTE
SOLID WASTE INTEGRATED MANAGEMENT SYSTEM

SWIK5510
DATE RUN: 4/30/94
SITE: 02

TRANSACTION SUMMARY REPORT
DATE RANGE: 4/ 1/94 THRU 4/30/94

PAGE: 1

CUSTOMER	MATERIAL	TRANSACTIONS	NET TONNAGE	REVENUE
000001 CITY OF TAMPA SANITATION DEPARTMENT	210 NONPROC CTY OF TAMPA	73	1,028.97	25,744.81
	224 TIRES CTY OF TAMPA	9	116.79	5,973.82
	900 UNABLE TO PROCESS	1	0.00	0.00
	TOTALS FOR CUSTOMER:	83	1,145.76	31,718.63
000002 CITY OF TAMPA MCKAY BAY	210 NONPROC CTY OF TAMPA	317	7,727.10	193,332.05
	900 UNABLE TO PROCESS	1	0.00	0.00
	TOTALS FOR CUSTOMER:	318	7,727.10	193,332.05
000004 CITY OF TAMPA PARKS DEPARTMENT	210 NONPROC CTY OF TAMPA	1	3.70	92.57
	TOTALS FOR CUSTOMER:	1	3.70	92.57
000009 CITY OF TAMPA ANIMAL	210 NONPROC CTY OF TAMPA	11	1.84	46.51
	TOTALS FOR CUSTOMER:	11	1.84	46.51
000050 CITY OF PLANT CITY	226 TIRES MUNICIPAL	11	44.47	2,445.85
	TOTALS FOR CUSTOMER:	11	44.47	2,445.85
000075 CITY OF TEMPLE TERRACE	202 NON-PROC. MUNICIPAL	4	3.92	105.45
	TOTALS FOR CUSTOMER:	4	3.92	105.45
000303 HILLSBOROUGH COUNTY ANIMAL CONTROL	200 NON-PROCESSABLE	2	0.36	12.63
	TOTALS FOR CUSTOMER:	2	0.36	12.63
000312 H. C. DEPT. OF PARKS AND RECREATION	200 NON-PROCESSABLE	1	0.48	16.85
	200 C&D PURE	4	13.45	472.10
	TOTALS FOR CUSTOMER:	5	13.93	488.95
	200 NON-PROCESSABLE	1	0.49	17.20
000313 HILLSBOROUGH COUNTY ROAD DEPARTMENT	200 NON-PROCESSABLE	1	0.49	17.20
	204 CCC: C&D PURE	0	0.00	0.00
	200 C&D PURE	3	11.92	418.39
	200 C&D UNPURE	2	11.61	407.51
	TOTALS FOR CUSTOMER:	6	24.02	843.10
000314 HILLSBOROUGH COUNTY SHERIFFS DEPARTMENT	200 NON-PROCESSABLE	1	0.81	28.43
	TOTALS FOR CUSTOMER:	1	0.81	28.43
000333 ROAD DEPT/DSW AUTH. CLEANUPS-NON PROC.	200 NON-PROCESSABLE	3	9.91	347.84
	225 TIRES	1	4.57	251.35
	200 C&D PURE	1	0.62	21.76
	TOTALS FOR CUSTOMER:	5	15.10	620.95
	200 NON-PROCESSABLE	1	1.05	36.86
000350 ST. OF FL. HILLS. CORRECTIONAL INST.	200 NON-PROCESSABLE	1	1.05	36.86
	200 C&D UNPURE	1	1.14	40.01
	TOTALS FOR CUSTOMER:	2	2.19	76.87
000351 ST. OF FL. DEPT. OF TRANSPORTATION	200 NON-PROCESSABLE	1	1.70	62.83
	225 TIRES	4	3.09	169.95
	TOTALS FOR CUSTOMER:	5	4.88	232.78
	200 C&D PURE	2	20.75	728.33
000361 S. W. FLORIDA WATER MANAGEMENT	200 NON-PROCESSABLE	2	1.51	53.00
	TOTALS FOR CUSTOMER:	2	1.51	53.00
000364 U. S. VETERANS ADMINISTRATION HOSPITAL	200 NON-PROCESSABLE	1	1.80	63.18
	200 C&D UNPURE	2	2.03	71.25
000365 USF HOUSING & AUXILIARY SERVICES	200 NON-PROCESSABLE	1	1.80	63.18
	200 C&D UNPURE	2	2.03	71.25
000366 HILLSBOROUGH COUNTY FIRE DEPARTMENT	TOTALS FOR CUSTOMER:	3	3.83	134.43
	200 NON-PROCESSABLE	1	1.20	42.12
	204 NON-PROC. RESIDENTIAL	0	0.00	0.00
	TOTALS FOR CUSTOMER:	1	1.20	42.12
000400 EAST BAY SANITATION SERVICE, INC.	201 NON-PROC. ROLLOFFS	10	44.08	1,547.21
	200 C&D/FRAN PURE	1	8.95	314.15
	200 C&D/FRAN UNPURE	4	22.52	790.46
	900 UNABLE TO PROCESS	1	0.00	0.00
	TOTALS FOR CUSTOMER:	16	75.55	2,651.82

HILLSBOROUGH COUNTY DEPARTMENT OF SOLID WASTE
SOLID WASTE INTEGRATED MANAGEMENT SYSTEM

TRANSACTION SUMMARY REPORT

SWHSS10
DATE RUN: 4/30/94
SITE: 02
CUSTOMER

DATE RANGE: 4/ 1/94 THRU 4/30/94

PAGE: 2

CUSTOMER	MATERIAL	TRANSACTIONS	NET TONNAGE	REVENUE	
000404 WASTE MANAGEMENT OF TAMPA, INC. ("A")	201 NON-PROC. ROLLOFFS	183	1,100.65	38,632.98	
	231 \$ PLASTIC \$	21	109.12	3,830.14	
	240 ASBESTOS	0	0.00	0.00	
	247 ASBESTOS FRANCHISE	8	37.40	1,312.76	
	2UF CRDD/FRANCHIS UNPURE	65	417.37	14,649.69	
	303 MX NON-PROC. ROLL-OFF	1	10.73	753.25	
	3CF MIXED/CRDD/FRANCHISE	3	15.88	1,114.77	
	900 UNABLE TO PROCESS	5	0.00	0.00	
	TOTALS FOR CUSTOMER:	286	1,691.15	60,293.59	
	000405 WASTE MANAGEMENT OF TAMPA, INC. ("B")	201 NON-PROC. ROLLOFFS	11	37.71	1,323.63
231 \$ PLASTIC \$		2	10.99	385.75	
2UF CRDD/FRANCHIS UNPURE		3	36.10	1,267.11	
3CF MIXED/CRDD/FRANCHISE		1	7.96	207.79	
TOTALS FOR CUSTOMER:		17	87.76	3,184.28	
000406 WASTE AID SYSTEMS (AREA 2 - ROLL OFF)	201 NON-PROC. ROLLOFFS	2	2.64	92.67	
	3CF MIXED/CRDD/FRANCHISE	1	2.77	194.45	
	900 UNABLE TO PROCESS	1	0.00	0.00	
TOTALS FOR CUSTOMER:	4	5.41	287.12		
000501 DISPOSAL INC.	200 NON-PROCESSABLE	1	2.34	83.54	
	240 ASBESTOS	1	11.78	413.48	
TOTALS FOR CUSTOMER:	2	14.16	497.02		
000502 A A A SANITARY DISPOSAL	200 NON-PROCESSABLE	3	14.43	506.50	
	225 TIRES	1	6.11	336.05	
	2UD CRDD UNPURE	1	1.91	67.04	
	2UF CRDD/FRANCHIS UNPURE	0	0.00	0.00	
	TOTALS FOR CUSTOMER:	5	22.45	909.59	
000505 WASTE AID SYSTEMS	200 NON-PROCESSABLE	5	27.07	950.16	
	TOTALS FOR CUSTOMER:	5	27.07	950.16	
000506 WASTE MANAGEMENT (CITY OF TAMPA)	200 NON-PROCESSABLE	10	97.30	3,415.23	
	240 ASBESTOS	1	6.59	231.31	
	TOTALS FOR CUSTOMER:	11	103.89	3,646.54	
000601 CASH (SOUTHEAST COUNTY LANDFILL)	100 PROCESSABLE	1	5.23	331.06	
	103 PROCESS. 6 BAG LIMIT	2	0.00	4.00	
	200 NON-PROCESSABLE	93	130.01	4,565.11	
	225 TIRES	55	123.34	6,790.85	
	231 \$ PLASTIC \$	34	78.84	2,767.29	
	240 ASBESTOS	14	52.65	1,848.03	
	2CD CRDD PURE	18	33.40	1,172.37	
	2UD CRDD UNPURE	11	23.04	809.07	
	599 CERTIFIED WEIGHTS	4	0.00	4.00	
	900 UNABLE TO PROCESS	10	0.00	0.00	
	TOTALS FOR CUSTOMER:	272	448.51	18,291.78	
	000610 H.C. RESOURCE RECOVERY ^{Deetim} _{LOAD FROM R.R. (cont pulled) S.C.I.S.}	203 NON-PROC. DEPT. S/W	1	1.55	0.00
		TOTALS FOR CUSTOMER:	1	1.55	0.00
000612 SOUTH COUNTY TRANSFER STATION	105 PROCESS. DEPT. S.W.	218	4,095.38	0.00	
	TOTALS FOR CUSTOMER:	218	4,095.38	0.00	
000614 RESIDENTIAL NO CHARGE	204 NON-PROC. RESIDENTIAL	158	243.74	0.00	
	2C4 CCC: CRDD PURE	36	37.13	0.00	
	2C5 CCC: CRDD UNPURE	19	45.57	0.00	
	2UF CRDD/FRANCHIS UNPURE	0	0.00	0.00	
	TOTALS FOR CUSTOMER:	213	326.44	0.00	

HILLSBOROUGH COUNTY DEPT. OF SOLID WASTE
SOLID WASTE INTEGRATED MANAGEMENT SYSTEM

SWIMS510

DATE RUN: 4/30/94

SITE: 02

TRANSACTION SUMMARY REPORT

DATE RANGE: 4/1/94 THRU 4/30/94

PAGE: 3

CUSTOMER	MATERIAL	TRANSACTIONS	NET TONNAGE	REVENUE
000620 HILLSBOROUGH HEIGHTS C.C.C.	204 NON-PROC. RESIDENTIAL	24	160.80	0.00
	229 TIRES - CCC	2	5.62	0.00
	TOTALS FOR CUSTOMER:	26	166.42	0.00
000621 SOUTHEAST COUNTY C.C.C.	107 PROCESS. RESIDENTIAL	5	8.59	0.00
	204 NON-PROC. RESIDENTIAL	6	17.27	0.00
	229 TIRES - CCC	1	2.31	0.00
	TOTALS FOR CUSTOMER:	12	23.17	0.00
000622 ALDERMAN FORD C.C.C.	107 PROCESS. RESIDENTIAL	1	4.79	0.00
	204 NON-PROC. RESIDENTIAL	27	124.80	0.00
	229 TIRES - CCC	2	6.71	0.00
	TOTALS FOR CUSTOMER:	30	136.30	0.00
000623 SOUTH COUNTY C.C.C.	204 NON-PROC. RESIDENTIAL	17	95.69	0.00
	229 TIRES - CCC	2	8.54	0.00
	TOTALS FOR CUSTOMER:	19	104.23	0.00
000624 NORTHWEST COUNTY C.C.C.	204 NON-PROC. RESIDENTIAL	21	324.58	0.00
	229 TIRES - CCC	4	17.66	0.00
	TOTALS FOR CUSTOMER:	25	342.24	0.00
000626 WIMAUMA C.C.C.	107 PROCESS. RESIDENTIAL	2	4.15	0.00
	204 NON-PROC. RESIDENTIAL	17	33.66	0.00
	229 TIRES - CCC	5	-15.58	0.00
	TOTALS FOR CUSTOMER:	24	53.39	0.00
000635 LITTER CREW-WASTE MANAGEMENT	229 TIRES - CCC	1	0.13	0.00
	TOTALS FOR CUSTOMER:	1	0.13	0.00
000650 RESOURCE RECOVERY - ASH	205 P.R. - ASH LANDFILL	370	8,911.07	0.00
	900 UNABLE TO PROCESS	1	0.00	0.00
	TOTALS FOR CUSTOMER:	371	8,911.07	0.00
000775 TIRE SHREDDING D.S.W.	575 TIRE SHREDDING	29	151.47	0.00
	TOTALS FOR CUSTOMER:	29	0.00	0.00
000780 LEACHATE CONTRACTOR	580 LEACHATE	47	1,209.44	0.00
		TOTALS FOR CUSTOMER:	47	0.00
000785 LEACHATE SOLID WASTE	580 LEACHATE	50	1,321.14	0.00
		TOTALS FOR CUSTOMER:	50	0.00
000805 TRAFFIC CONTROL PRODUCTS	200 NON-PROCESSABLE	2	4.38	153.74
		TOTALS FOR CUSTOMER:	2	4.38
000806 VITEX, INC.	200 NON-PROCESSABLE	1	0.43	15.09
		TOTALS FOR CUSTOMER:	1	0.43
000807 HUMANE SOCIETY OF TAMPA BAY	200 NON-PROCESSABLE	5	4.56	160.05
		TOTALS FOR CUSTOMER:	5	4.56
000817 GULF COAST RECYCLING, INC.	225 TIRES	1	1.10	60.50
		TOTALS FOR CUSTOMER:	1	1.10
000820 MICHAEL R. SHEEKS	225 TIRES	4	14.50	797.50
		TOTALS FOR CUSTOMER:	4	14.50
000835 EDWARDS MANUFACTURING, INC.	200 NON-PROCESSABLE	1	5.69	199.72
		TOTALS FOR CUSTOMER:	1	5.69
000850 COMMERCIAL METALS COMPANY	200 NON-PROCESSABLE	1	3.71	130.22
	301 MIXED NON-PROC.	1	8.44	592.49
	TOTALS FOR CUSTOMER:	2	12.15	722.71
000852 GENERAL CHEMICAL CORPORATION	200 NON-PROCESSABLE	2	37.10	1,302.21
		TOTALS FOR CUSTOMER:	2	37.10
000879 LAKESHORE VILLA'S, INC.	200 CDD FURE	1	2.09	73.36
		TOTALS FOR CUSTOMER:	1	2.09

HILLSBOROUGH COUNTY DEPARTMENT OF SOLID WASTE
SOLID WASTE INTEGRATED MANAGEMENT SYSTEM

SWIMS510
DATE RUN: 4/30/94
SITE: 02
CUSTOMER

TRANSACTION SUMMARY REPORT
DATE RANGE: 4/1/94 THRU 4/30/94

PAGE: 4

CUSTOMER	MATERIAL	TRANSACTIONS	NET TONNAGE	REVENUE
000885 R.E. LAZAR & SON BUILDERS, INC.	2CD CRDD PURE	1	0.18	6.32
	2UD CRDD UNPURE	1	0.15	5.27
	TOTALS FOR CUSTOMER:	2	0.33	11.59
000888 LYKES BROS., INC.	200 NON-PROCESSABLE	1	1.48	51.95
	TOTALS FOR CUSTOMER:	1	1.48	51.95
000908 BEASLEY & SONS, INC.	200 NON-PROCESSABLE	2	9.20	322.92
	TOTALS FOR CUSTOMER:	2	9.20	322.92
000915 ROBBINS MANUFACTURING COMPANY	200 NON-PROCESSABLE	2	4.12	144.62
	2CD CRDD PURE	2	3.50	122.86
	TOTALS FOR CUSTOMER:	4	7.62	267.48
000940 TAMPA ELECTRIC COMPANY	2CD CRDD PURE	1	2.77	97.23
	TOTALS FOR CUSTOMER:	1	2.77	97.23
000948 VIGU IMPORTING COMPANY	200 NON-PROCESSABLE	4	15.95	559.85
	TOTALS FOR CUSTOMER:	4	15.95	559.85
000951 WESTSHORE GLASS CORPORATION	200 NON-PROCESSABLE	1	13.14	461.21
	900 UNABLE TO PROCESS	0	0.00	0.00
	TOTALS FOR CUSTOMER:	1	13.14	461.21
000976 SLO-N-VAC, INC.	200 NON-PROCESSABLE	1	1.53	53.70
	TOTALS FOR CUSTOMER:	1	1.53	53.70
000980 BOYD'S AUTO CENTER	225 TIRES	2	0.85	46.75
	TOTALS FOR CUSTOMER:	2	0.85	46.75

HILLSBOROUGH COUNTY DEPARTMENT OF SOLID WASTE
SOLID WASTE INTEGRATED MANAGEMENT SYSTEM

SWIMS510
DATE RUN: 4/30/94
SITE: 02

TRANSACTION SUMMARY REPORT

DATE RANGE: 4/1/94 THRU 4/30/94

PAGE: 5

TOTALS FOR SITE : 02

TOTAL TRANSACTIONS:	2,183	TOTAL YTD TRANSACTIONS:	14,381
TOTAL CASH :	18,291.78		
TOTAL CHARGE :	308,780.33		
TOTAL REVENUE :	327,072.11	TOTAL YTD REVENUE :	2,138,447.72
TOTAL TONS IN :	25,784.51	TOTAL YTD TONS IN :	155,283.42
TOTAL TONS OUT :	2,682.05	TOTAL YTD TONS OUT :	30,036.78
TOTAL NET TONS :	23,102.46	TOTAL YTD NET TONS :	125,246.64

MATERIAL :

100 - 5.23

105 - 4,095.30

107 - 17.53

TOTAL: 4,118.14

5-26-94

HILLSBOROUGH COUNTY DEPARTMENT OF SOLID WASTE
SOLID WASTE INTEGRATED MANAGEMENT SYSTEM

HHH

SWIMS10

TRANSACTION SUMMARY REPORT

DATE RUN: 5/31/94

DATE RANGE: 5/1/94 THRU 5/31/94

PAGE: 1

SITE: 02

1
2
3
4
5
6
7
8
9
10
11
12
13
14
15
16
17
18
19
20
21
22
23
24
25
26
27
28
29
30
31
32
33
34
35
36
37
38
39
40
41
42
43
44
45
46
47
48
49
50
51
52
53
54
55
56
57

1
2
3
4
5
6
7
8
9
10
11
12
13
14
15
16
17
18
19
20
21
22
23
24
25
26
27
28
29
30
31
32
33
34
35
36
37
38
39
40
41
42
43
44
45
46
47
48
49
50
51
52
53
54
55
56
57

CUSTOMER	MATERIAL	TRANSACTIONS	NET TONNAGE	REVENUE
000001 CITY OF TAMPA SANITATION DEPARTMENT	101 PROCESS. ROLLOFFS	0	0.00	0.00
	210 NONPROC CTY OF TAMPA	67	899.10	22,495.46
	224 TIRES CTY OF TAMPA	9	114.06	5,834.17
	TOTALS FOR CUSTOMER:	76	1,013.16	28,329.63
000002 CITY OF TAMPA MCKAY BAY	210 NONPROC CTY OF TAMPA	280	6,765.94	169,283.85
	TOTALS FOR CUSTOMER:	280	6,765.94	169,283.85
000004 CITY OF TAMPA PARKS DEPARTMENT	210 NONPROC CTY OF TAMPA	2	5.46	136.61
	2CD C&DD PURE	0	0.00	0.00
	2CT TAMPA C&DD PURE	3	25.99	650.27
	TOTALS FOR CUSTOMER:	5	31.45	786.88
000009 CITY OF TAMPA/ANIMAL	210 NONPROC CTY OF TAMPA	10	1.34	35.25
	TOTALS FOR CUSTOMER:	10	1.34	35.25
000050 CITY OF PLANT CITY	225 TIRES	0	0.00	0.00
	226 TIRES MUNICIPAL	10	42.38	2,330.90
	TOTALS FOR CUSTOMER:	10	42.38	2,330.90
000075 CITY OF TEMPLE TERRACE	202 NON-PROC. MUNICIPAL	5	2.33	62.68
	TOTALS FOR CUSTOMER:	5	2.33	62.68
000303 HILLSBOROUGH COUNTY ANIMAL CONTROL	200 NON-PROCESSABLE	5	2.02	73.36
	TOTALS FOR CUSTOMER:	5	2.02	73.36
000305 H. C. DIVISION OF CHILDREN SERVICES	200 NON-PROCESSABLE	19	53.14	1,865.21
	2UD C&DD UNPURE	3	9.44	331.34
	TOTALS FOR CUSTOMER:	22	62.58	2,196.55
000306 HC AGING SERVICES/COMMUNITY CARE ELDERLY	200 NON-PROCESSABLE	1	0.33	11.58
	TOTALS FOR CUSTOMER:	1	0.33	11.58
000312 H. C. DEPT. OF PARKS AND RECREATION	200 NON-PROCESSABLE	4	5.69	199.72
	2CD C&DD PURE	1	0.51	17.90
	2UD C&DD UNPURE	1	4.24	148.82
	TOTALS FOR CUSTOMER:	6	10.44	366.44
000313 HILLSBOROUGH COUNTY ROAD DEPARTMENT	200 NON-PROCESSABLE	6	9.47	332.40
	900 UNABLE TO PROCESS	1	0.00	0.00
	TOTALS FOR CUSTOMER:	7	9.47	332.40
000315 H. C. UTILITIES DEPARTMENT OPERATIONS	2CD C&DD PURE	1	1.40	49.14
	TOTALS FOR CUSTOMER:	1	1.40	49.14
	000333, ROAD DEPT/DSW AUTH.CLEANUPS-NON PROC.	200 NON-PROCESSABLE	4	5.63
000351 ST. OF FL. DEPT. OF TRANSPORTATION	225 TIRES	3	16.32	897.60
	240 ASBESTOS	1	15.95	559.85
	2CD C&DD PURE	1	11.37	399.09
	TOTALS FOR CUSTOMER:	9	49.27	2,054.16
000364 U. S. VETERANS ADMINISTRATION HOSPITAL	200 NON-PROCESSABLE	2	3.60	126.36
	2UD C&DD UNPURE	1	1.82	63.88
	TOTALS FOR CUSTOMER:	3	5.42	190.24
000365 USE HOUSING & AUXILIARY SERVICES	200 NON-PROCESSABLE	3	2.92	102.49
	2UD C&DD UNPURE	1	1.50	52.65
	TOTALS FOR CUSTOMER:	4	4.42	155.14
000400 EAST BAY SANITATION SERVICE, INC.	201 NON-PROC. ROLLOFFS	14	37.93	1,331.35
	2UF C&DD/FRANCHIS UNPURE	2	9.66	339.07
	TOTALS FOR CUSTOMER:	16	47.59	1,670.42
000404 WASTE MANAGEMENT OF TAMPA, INC. ("A")	201 NON-PROC. ROLLOFFS	141	789.38	27,707.36
	227 TIRES-FRAN.-ROLLOFF	1	3.96	217.80

HHH

HILLSBOROUGH COUNTY DEPARTMENT OF SOLID WASTE
SOLID WASTE INTEGRATED MANAGEMENT SYSTEM

SWIMS510

TRANSACTION SUMMARY REPORT

DATE RUN: 5/31/94

DATE RANGE: 5/1/94 THRU 5/31/94

PAGE: 2

CUSTOMER	MATERIAL	TRANSACTIONS	NET TONNAGE	REVENUE
000404 WASTE MANAGEMENT OF TAMPA, INC. ("A")	231 \$ PLASTIC \$	10	50.30	1,765.53
	2CF C&DD/FRAN PURE	2	31.11	1,091.97
	2UD C&DD UNPURE	0	0.00	0.00
	2UF C&DD/FRANCHIS UNPURE	81	503.19	17,662.01
	302 MIXED PROC. ROLL-OFF	1	1.71	216.49
	303 MX NON-PROC. ROLL-OFF	2	6.46	453.49
	3CF MIXED/C&DD/FRANCHISE	2	11.47	805.20
900 UNABLE TO PROCESS	3	0.00	0.00	
TOTALS FOR CUSTOMER:	243	1,397.58	49,919.85	
000405 WASTE MANAGEMENT OF TAMPA, INC. ("B")	101 PROCESS. ROLLOFFS	1	1.86	117.74
	201 NON-PROC. ROLLOFFS	16	96.30	3,380.13
	231 \$ PLASTIC \$	1	6.48	227.45
	2CF C&DD/FRAN PURE	2	21.18	743.42
	2UF C&DD/FRANCHIS UNPURE	4	22.37	785.20
	303 MX NON-PROC. ROLL-OFF	1	1.73	121.45
	3CF MIXED/C&DD/FRANCHISE	1	4.66	327.13
TOTALS FOR CUSTOMER:	26	154.58	5,702.52	
000406 WASTE AID SYSTEMS (AREA 2 - ROLL OFF)	201 NON-PROC. ROLLOFFS	7	22.99	806.95
	225 TIRES	0	0.00	0.00
	227 TIRES-FRAN.-ROLLOFF	1	0.10	5.50
	247 ASBESTOS FRANCHISE	2	13.04	457.70
	TOTALS FOR CUSTOMER:	10	36.13	1,270.15
000501 DISPOSAL INC.	200 NON-PROCESSABLE	2	14.96	525.09
	240 ASBESTOS	1	12.20	428.22
	247 ASBESTOS FRANCHISE	0	0.00	0.00
TOTALS FOR CUSTOMER:	3	27.16	953.31	
000502 A A A SANITARY DISPOSAL	200 NON-PROCESSABLE	3	19.93	699.54
	TOTALS FOR CUSTOMER:	3	19.93	699.54
000505 WASTE AID SYSTEMS	200 NON-PROCESSABLE	7	43.48	1,526.15
	TOTALS FOR CUSTOMER:	7	43.48	1,526.15
000506 WASTE MANAGEMENT (CITY OF TAMPA)	200 NON-PROCESSABLE	12	112.75	3,957.51
	201 NON-PROC. ROLLOFFS	0	0.00	0.00
	2UF C&DD/FRANCHIS UNPURE	0	0.00	0.00
	TOTALS FOR CUSTOMER:	12	112.75	3,957.51
000601 CASH (SOUTHEAST COUNTY LANDFILL)	103 PROCESS. 6 BAG LIMIT	2	0.07	4.00
	200 NON-PROCESSABLE	113	132.14	4,645.86
	225 TIRES	93	146.55	8,060.25
	231 \$ PLASTIC \$	27	28.16	988.42
	240 ASBESTOS	5	8.25	289.59
	2CD C&DD PURE	17	24.99	877.16
	2UD C&DD UNPURE	11	8.86	311.00
300 MIXED PROC.	1	1.69	213.95	
301 MIXED NON-PROC.	2	10.37	727.97	
599 CERTIFIED WEIGHTS	2	0.00	2.00	
900 UNABLE TO PROCESS	7	0.00	0.00	
TOTALS FOR CUSTOMER:	280	361.08	16,120.20	
000612 SOUTH COUNTY TRANSFER STATION	105 PROCESS. DEPT. S.W.	185	3,397.35	0.00
	TOTALS FOR CUSTOMER:	185	3,397.35	0.00
000614 RESIDENTIAL NO CHARGE	204 NON-PROC. RESIDENTIAL	125	91.04	0.00
	2C4 CCC: C&DD PURE	27	32.67	0.00
	2C5 CCC: C&DD UNPURE	13	32.16	0.00

HILLSBOROUGH COUNTY DEPARTMENT OF SOLID WASTE
SOLID WASTE INTEGRATED MANAGEMENT SYSTEM

HHH

SWMS510

TRANSACTION SUMMARY REPORT

DATE RUN: 5/31/94

DATE RANGE: 5/1/94 THRU 5/31/94

PAGE: 3

CUSTOMER	MATERIAL	TRANSACTIONS	NET TONNAGE	REVENUE
000614 RESIDENTIAL NO CHARGE	2UD C&D UNPURE	0	0.00	0.00
	TOTALS FOR CUSTOMER:	165	155.87	0.00
000620 HILLSBOROUGH HEIGHTS C.C.C.	204 NON-PROC. RESIDENTIAL	19	108.62	0.00
	229 TIRES - CCC	1	3.40	0.00
	TOTALS FOR CUSTOMER:	20	112.02	0.00
000621 SOUTHEAST COUNTY C.C.C.	105 PROCESS. DEPT. S.W.	0	0.00	0.00
	107 PROCESS. RESIDENTIAL	5	8.05	0.00
	204 NON-PROC. RESIDENTIAL	9	14.79	0.00
	229 TIRES - CCC	1	2.68	0.00
	TOTALS FOR CUSTOMER:	15	25.52	0.00
000622 ALDERMAN FORD C.C.C.	204 NON-PROC. RESIDENTIAL	22	90.97	0.00
	229 TIRES - CCC	3	7.98	0.00
	TOTALS FOR CUSTOMER:	25	98.95	0.00
000623 SOUTH COUNTY C.C.C.	203 N-PROC DEPT. S/W	0	0.00	0.00
	204 NON-PROC. RESIDENTIAL	21	108.67	0.00
	229 TIRES - CCC	2	8.83	0.00
	TOTALS FOR CUSTOMER:	23	117.50	0.00
000624 NORTHWEST COUNTY C.C.C.	204 NON-PROC. RESIDENTIAL	21	327.52	0.00
	229 TIRES - CCC	1	4.45	0.00
	TOTALS FOR CUSTOMER:	22	331.97	0.00
000626 WIMAUMA C.C.C.	204 NON-PROC. RESIDENTIAL	18	43.86	0.00
	229 TIRES - CCC	5	18.87	0.00
	TOTALS FOR CUSTOMER:	23	62.73	0.00
000629 DSW/YARDWASTE REJECT	203 N-PROC DEPT. S/W	1	3.41	0.00
	606 D.S.W. YD./WOODWASTE	0	0.00	0.00
	TOTALS FOR CUSTOMER:	1	3.41	0.00
000650 RESOURCE RECOVERY - ASH	205 R.R. - ASH LANDFILL	384	9,116.48	0.00
	900 UNABLE TO PROCESS	2	0.00	0.00
	TOTALS FOR CUSTOMER:	386	9,116.48	0.00
000775 TIRE SHREDDING D.S.W.	575 TIRE SHREDDING	23	245.83	0.00
	TOTALS FOR CUSTOMER:	23	0.00	0.00
000785 LEACHATE SOLID WASTE	580 LEACHATE	48	1,270.21	0.00
	TOTALS FOR CUSTOMER:	48	0.00	0.00
000805, TRAFFIC CONTROL PRODUCTS	200 NON-PROCESSABLE	1	2.62	91.96
	TOTALS FOR CUSTOMER:	1	2.62	91.96
000807 HUMANE SOCIETY OF TAMPA BAY	200 NON-PROCESSABLE	4	4.02	141.11
	TOTALS FOR CUSTOMER:	4	4.02	141.11
000852 GENERAL CHEMICAL CORPORATION	200 NON-PROCESSABLE	5	101.82	3,573.90
	TOTALS FOR CUSTOMER:	5	101.82	3,573.90
000885 R.E. LAZAR & SON BUILDERS, INC.	200 NON-PROCESSABLE	1	0.23	8.07
	TOTALS FOR CUSTOMER:	1	0.23	8.07
000915 ROBBINS MANUFACTURING COMPANY	200 NON-PROCESSABLE	2	2.29	80.38
	TOTALS FOR CUSTOMER:	2	2.29	80.38
000948 VIGO IMPORTING COMPANY	200 NON-PROCESSABLE	2	3.78	132.68
	TOTALS FOR CUSTOMER:	2	3.78	132.68
000961 PREMIER BEVERAGE COMPANY	200 NON-PROCESSABLE	1	1.51	53.00
	TOTALS FOR CUSTOMER:	1	1.51	53.00
000969 J & R CO-OP CONSTRUCTION, INC.	2CD C&D PURE	3	4.06	141.80
	2UD C&D UNPURE	2	1.31	45.98
	TOTALS FOR CUSTOMER:	5	5.35	187.78
000976 BLO-N-VAC, INC.	200 NON-PROCESSABLE	1	2.24	78.62
	TOTALS FOR CUSTOMER:	1	2.24	78.62

200

HHH

HILLSBOROUGH COUNTY DEPARTMENT OF SOLID WASTE
SOLID WASTE INTEGRATED MANAGEMENT SYSTEM

SWIMS510

TRANSACTION SUMMARY REPORT

DATE RUN: 5/31/94

DATE RANGE: 5/1/94 THRU 5/31/94

PAGE: 4

SITE: 02
CUSTOMER

MATERIAL

TRANSACTIONS

NET TONNAGE

REVENUE

000986 BOYD'S AUTO CENTER

225 TIRES

3

1.21

66.55

TOTALS FOR CUSTOMER:

3

1.21

66.55

HH

HH

HH

HH

HH

HH

HH

HH

HH

HH

HH

HH

HH

HH

HH

HH

HH

HH

HH

HH

HH

HH

HH

HH

HH

HH

HH

HH

HH

HH

HH

HH

HH

HH

HH

HH

HH

HH

HH

HH

HH

HH

HH

HH

HH

HILLSBOROUGH COUNTY DEPARTMENT OF SOLID WASTE
SOLID WASTE INTEGRATED MANAGEMENT SYSTEM

SWIMS510

TRANSACTION SUMMARY REPORT

DATE RUN: 5/31/94

DATE RANGE: 5/1/94 THRU 5/31/94

PAGE: 5

SITE: 02

TOTALS FOR SITE : 02

TOTAL TRANSACTIONS:	2,010	TOTAL YTD TRANSACTIONS:	16,391
TOTAL CASH :	16,120.20		
TOTAL CHARGE :	276,720.59		
TOTAL REVENUE :	292,840.79	TOTAL YTD REVENUE :	2,431,288.51
TOTAL TONS IN :	23,759.04	TOTAL YTD TONS IN :	179,042.46
TOTAL TONS OUT :	1,516.04	TOTAL YTD TONS OUT :	31,552.82
TOTAL NET TONS :	22,243.00	TOTAL YTD NET TONS :	147,489.64

Material:

101 - 1.86

103 - .07

105 - 3,397.35

107 - 8.05

300 - 1.69

302 - 1.71

TOTAL 3,410.73

HILLSBOROUGH COUNTY DEPARTMENT OF SOLID &
SOLID WASTE INTEGRATED MANAGEMENT SYSTEM

SW145510

TRANSACTION SUMMARY REPORT

DATE RUN: 6/30/94

DATE RANGE: 6/1/94 THRU 6/30/94

PAGE: 1

SITE: 02
CUSTOMER

MATERIAL

TRANSACTIONS

NET TONNAGE

REVENUE

000001	CITY OF TAMPA SANITATION DEPARTMENT	210 NONPROC CTY OF TAMPA	69	1,001.71	25,062.76
		224 TIRES CTY OF TAMPA	3	37.14	1,899.72
		900 UNABLE TO PROCESS	1	0.00	0.00
		TOTALS FOR CUSTOMER:	73	1,038.85	26,962.48
000002	CITY OF TAMPA MCKAY BAY	210 NONPROC CTY OF TAMPA	323	7,825.95	195,805.33
		TOTALS FOR CUSTOMER:	323	7,825.95	195,805.33
000004	CITY OF TAMPA PARKS DEPARTMENT	2CT TAMPA C&DD PURE	3	22.50	562.95
		TOTALS FOR CUSTOMER:	3	22.50	562.95
000009	CITY OF TAMPA ANIMAL	210 NONPROC CTY OF TAMPA	11	1.46	39.50
		TOTALS FOR CUSTOMER:	11	1.46	39.50
000050	CITY OF PLANT CITY	226 TIRES MUNICIPAL	11	52.86	2,907.30
		TOTALS FOR CUSTOMER:	11	52.86	2,907.30
000075	CITY OF TEMPLE TERRACE	202 NON-PROC. MUNICIPAL	7	12.87	346.20
		226 TIRES MUNICIPAL	1	0.57	31.35
		TOTALS FOR CUSTOMER:	8	13.44	377.55
000303	HILLSBOROUGH COUNTY ANIMAL CONTROL	200 NON-PROCESSABLE	3	1.04	36.50
		TOTALS FOR CUSTOMER:	3	1.04	36.50
000305	H. C. DIVISION OF CHILDREN SERVICES	200 NON-PROCESSABLE	25	91.07	3,196.53
		2CD C&DD PURE	21	88.19	3,095.47
		2UD C&DD UNPURE	11	38.45	1,349.62
		TOTALS FOR CUSTOMER:	57	217.71	7,641.62
000312	H. C. DEPT. OF PARKS AND RECREATION	200 NON-PROCESSABLE	1	1.30	45.63
		TOTALS FOR CUSTOMER:	1	1.30	45.63
000313	HILLSBOROUGH COUNTY ROAD DEPARTMENT	200 NON-PROCESSABLE	2	1.38	50.54
		TOTALS FOR CUSTOMER:	2	1.38	50.54
000315	H. C. UTILITIES DEPARTMENT OPERATIONS	200 NON-PROCESSABLE	4	8.58	301.16
		TOTALS FOR CUSTOMER:	4	8.58	301.16
000321	H.C. COMMUNITY CODE ENFORCEMENT	200 NON-PROCESSABLE	27	99.33	3,486.50
		2CD C&DD PURE	73	313.83	11,015.47
		2UD C&DD UNPURE	1	6.53	229.20
		TOTALS FOR CUSTOMER:	101	419.69	14,731.17
000333	ROAD DEPT/DSW AUTH.CLEANUPS-NON PROC.	200 NON-PROCESSABLE	2	9.21	323.27
		201 NON-PROC. ROLLOFFS	0	0.00	0.00
		225 TIRES	2	8.71	479.05
		TOTALS FOR CUSTOMER:	4	17.92	802.32
000351	ST. OF FL. DEPT. OF TRANSPORTATION	200 NON-PROCESSABLE	8	11.56	405.75
		TOTALS FOR CUSTOMER:	8	11.56	405.75
000362	UNIVERSITY OF SOUTH FLORIDA	225 TIRES	1	1.83	100.65
		TOTALS FOR CUSTOMER:	1	1.83	100.65
000364	U. S. VETERANS ADMINISTRATION HOSPITAL	200 NON-PROCESSABLE	2	1.81	63.54
		2UD C&DD UNPURE	2	3.12	109.52
		2UF C&DD/FRANCHIS UNPURE	0	0.00	0.00
		TOTALS FOR CUSTOMER:	4	4.93	173.06
000365	USF HOUSING & AUXILIARY SERVICES	200 NON-PROCESSABLE	1	1.52	53.35
		900 UNABLE TO PROCESS	1	0.00	0.00
		TOTALS FOR CUSTOMER:	2	1.52	53.35
000400	EAST BAY SANITATION SERVICE, INC.	201 NON-PROC. ROLLOFFS	19	89.68	3,147.77
		225 TIRES	0	0.00	0.00
		227 TIRES-FRAN.-ROLLOFF	3	9.04	497.20
		2CF C&DD/FRAN PURE	3	55.80	1,958.58
		2UD C&DD UNPURE	0	0.00	0.00

HILLSBOROUGH COUNTY DEPARTMENT OF SOLID WASTE
SOLID WASTE INTEGRATED MANAGEMENT SYSTEM

SWIMS510

TRANSACTION SUMMARY REPORT

DATE RUN: 6/30/94

DATE RANGE: 6/1/94 THRU 6/30/94

PAGE: 2

SITE: 02

CUSTOMER	MATERIAL	TRANSACTIONS	NET TONNAGE	REVENUE
000400 EAST BAY SANITATION SERVICE, INC.	2UF C&DD/FRANCHIS UNPURE	5	25.71	902.42
	900 UNABLE TO PROCESS	1	0.00	0.00
	TOTALS FOR CUSTOMER:	31	180.23	6,505.97
000404 WASTE MANAGEMENT OF TAMPA, INC. ("A")	201 NON-PROC. ROLLOFFS	160	952.00	33,415.27
	225 TIRES	0	0.00	0.00
	227 TIRES=ERAN.=ROLLOFF	9	41.77	2,297.35
	231 \$ PLASTIC \$	9	68.88	2,417.70
	2CF C&DD/FRAN PURE	6	84.77	2,975.44
	2UF C&DD/ERANCHIS UNPURE	54	359.82	12,631.47
	301 MIXED NON-PROC.	0	0.00	0.00
	303 MX NON-PROC.ROLL-OFF	2	4.22	296.24
	3CF MIXED/C&DD/ERANCHISE	2	11.71	822.04
	900 UNABLE TO PROCESS	2	0.00	0.00
TOTALS FOR CUSTOMER:	244	1,523.22	54,855.51	
000405 WASTE MANAGEMENT OF TAMPA, INC. ("B")	201 NON-PROC. ROLLOFFS	15	65.30	2,292.05
	231 \$ PLASTIC \$	13	68.98	2,421.21
	2UF C&DD/FRANCHIS UNPURE	5	21.32	748.35
	302 MIXED PROC. ROLL-OFF	2	5.04	638.06
	TOTALS FOR CUSTOMER:	35	160.64	6,099.67
000406 WASTE AID SYSTEMS (AREA 2 - ROLL OFF)	201 NON-PROC. ROLLOFFS	7	26.98	947.00
TOTALS FOR CUSTOMER:	7	26.98	947.00	
000501 DISPOSAL INC.	200 NON-PROCESSABLE	1	2.58	90.56
TOTALS FOR CUSTOMER:	1	2.58	90.56	
000502 A A A SANITARY DISPOSAL	200 NON-PROCESSABLE	3	14.42	506.14
	TOTALS FOR CUSTOMER:	3	14.42	506.14
000505 WASTE AID SYSTEMS	200 NON-PROCESSABLE	9	69.43	2,436.99
	TOTALS FOR CUSTOMER:	9	69.43	2,436.99
000506 WASTE MANAGEMENT (CITY OF TAMPA)	200 NON-PROCESSABLE	19	226.67	7,956.14
	201 NON-PROC. ROLLOFFS	0	0.00	0.00
	TOTALS FOR CUSTOMER:	19	226.67	7,956.14
000511 WASTE AID SYSTEMS (CITY- TEMPLE TERRACE)	200 NON-PROCESSABLE	1	1.87	65.64
	TOTALS FOR CUSTOMER:	1	1.87	65.64
000601 CASH (SOUTHEAST COUNTY LANDFILL)	100 PROCESSABLE	1	0.10	6.33
	103 PROCESS. 6 BAG LIMIT	2	0.00	4.00
	200 NON-PROCESSABLE	111	110.97	3,897.90
	225 TIRES	73	114.12	6,276.60
	231 \$ PLASTIC \$	17	39.89	1,400.16
	240 ASBESTOS	13	58.68	2,059.67
	2CD C&DD PURE	25	20.64	724.46
	2UD C&DD UNPURE	6	6.93	243.25
	599 CERTIFIED WEIGHTS	3	0.00	3.00
	900 UNABLE TO PROCESS	6	0.00	0.00
	TOTALS FOR CUSTOMER:	257	351.33	14,615.37
000611 SOUTHEAST COUNTY LANDFILL	203 N-PROC DEPT. S/W	22	233.68	0.00
	TOTALS FOR CUSTOMER:	22	233.68	0.00
000612 SOUTH COUNTY TRANSFER STATION	105 PROCESS. DEPT. S.W.	171	3,202.32	0.00
	900 UNABLE TO PROCESS	1	0.00	0.00
	TOTALS FOR CUSTOMER:	172	3,202.32	0.00
000614 RESIDENTIAL NO CHARGE	105 PROCESS. DEPT. S.W.	0	0.00	0.00
	107 PROCESS. RESIDENTIAL	2	2.55	0.00
	204 NON-PROC. RESIDENTIAL	132	140.91	0.00

HILLSBOROUGH COUNTY DEPARTMENT OF SOLID WASTE
SOLID WASTE INTEGRATED MANAGEMENT SYSTEM

SWIMS510

TRANSACTION SUMMARY REPORT

DATE RUN: 6/30/94

DATE RANGE: 6/1/94 THRU 6/30/94

PAGE: 5

SITE: 02

CUSTOMER

MATERIAL

TRANSACTIONS

NET TONNAGE

REVENUE

000614	RESIDENTIAL NO CHARGE	2C4 CCC: C&DD PURE	35	37.20	0.00
		2C5 CCC: C&DD UNPURE	13	13.60	0.00
		TOTALS FOR CUSTOMER:	182	194.26	0.00
000620	HILLSBOROUGH HEIGHTS C.C.C.	204 NON-PROC.RESIDENTIAL	22	151.02	0.00
		229 TIRES - CCC	2	6.56	0.00
		TOTALS FOR CUSTOMER:	24	157.58	0.00
000621	SOUTHEAST COUNTY C.C.C.	105 PROCESS. DEPT. S.W.	0	0.00	0.00
		107 PROCESS. RESIDENTIAL	4	8.47	0.00
		204 NON-PROC.RESIDENTIAL	6	10.55	0.00
		229 TIRES - CCC	1	2.84	0.00
		TOTALS FOR CUSTOMER:	11	21.86	0.00
000622	ALDERMAN FORD C.C.C.	204 NON-PROC.RESIDENTIAL	26	104.69	0.00
		229 TIRES - CCC	1	2.72	0.00
		TOTALS FOR CUSTOMER:	27	107.41	0.00
000623	SOUTH COUNTY C.C.C.	204 NON-PROC.RESIDENTIAL	12	70.67	0.00
		229 TIRES - CCC	1	4.02	0.00
		TOTALS FOR CUSTOMER:	13	74.69	0.00
000624	NORTHWEST COUNTY C.C.C.	107 PROCESS. RESIDENTIAL	1	13.81	0.00
		204 NON-PROC.RESIDENTIAL	17	261.31	0.00
		229 TIRES - CCC	3	9.58	0.00
		TOTALS FOR CUSTOMER:	21	284.70	0.00
000626	WIMAUMA C.C.C.	105 PROCESS. DEPT. S.W.	0	0.00	0.00
		107 PROCESS. RESIDENTIAL	5	13.44	0.00
		204 NON-PROC.RESIDENTIAL	19	33.21	0.00
		229 TIRES - CCC	4	10.53	0.00
		TOTALS FOR CUSTOMER:	28	57.18	0.00
000650	RESOURCE RECOVERY - ASH	205 R.R. - ASH LANDFILL	359	8,348.48	0.00
		TOTALS FOR CUSTOMER:	359	8,348.48	0.00
000775	TIRE SHREDDING D.S.W.	575 TIRE SHREDDING	36	192.60	0.00
		TOTALS FOR CUSTOMER:	36	0.00	0.00
000785	LEACHATE SOLID WASTE	580 LEACHATE	43	1,137.71	0.00
		TOTALS FOR CUSTOMER:	43	0.00	0.00
000807	HUMANE SOCIETY OF TAMPA BAY	200 NON-PROCESSABLE	7	6.76	237.27
		TOTALS FOR CUSTOMER:	7	6.76	237.27
000835	EDWARDS MANUFACTURING, INC.	200 NON-PROCESSABLE	4	22.53	790.81
		TOTALS FOR CUSTOMER:	4	22.53	790.81
000850	COMMERCIAL METALS COMPANY	200 NON-PROCESSABLE	1	4.68	164.27
		301 MIXED NON-PROC.	1	5.94	416.99
		TOTALS FOR CUSTOMER:	2	10.62	581.26
000852	GENERAL CHEMICAL CORPORATION	200 NON-PROCESSABLE	5	100.66	3,533.17
		TOTALS FOR CUSTOMER:	5	100.66	3,533.17
000885	R.E. LAZAR & SON BUILDERS, INC.	2CD C&DD PURE	2	0.37	13.69
		TOTALS FOR CUSTOMER:	2	0.37	13.69
000888	LYKES BROS., INC.	200 NON-PROCESSABLE	1	1.12	39.31
		TOTALS FOR CUSTOMER:	1	1.12	39.31
000908	BEASLEY & SONS, INC.	200 NON-PROCESSABLE	3	30.50	1,070.55
		TOTALS FOR CUSTOMER:	3	30.50	1,070.55
000915	ROBBINS MANUFACTURING COMPANY	200 NON-PROCESSABLE	6	10.88	381.90
		2CD C&DD PURE	3	3.42	120.04
		TOTALS FOR CUSTOMER:	9	14.30	501.94
000948	VIGO IMPORTING COMPANY	200 NON-PROCESSABLE	1	2.25	78.98
		TOTALS FOR CUSTOMER:	1	2.25	78.98

HILLSBOROUGH COUNTY DEPARTMENT OF SOLID WASTE
SOLID WASTE INTEGRATED MANAGEMENT SYSTEM

SWIMS510

TRANSACTION SUMMARY REPORT

DATE RUN: 6/30/94

DATE RANGE: 6/1/94 THRU 6/30/94

PAGE: 4

SITE: 02

CUSTOMER	MATERIAL	TRANSACTIONS	NET TONNAGE	REVENUE
000951 WESTSHORE GLASS CORPORATION	200 NON-PROCESSABLE	1	16.99	596.35
	TOTALS FOR CUSTOMER:	1	16.99	596.35
000956 KIMMINS CORP.	200 NON-PROCESSABLE	1	15.62	548.26
	900 UNABLE TO PROCESS	1	0.00	0.00
	TOTALS FOR CUSTOMER:	2	15.62	548.26
000969 I & R CO-OP CONSTRUCTION, INC.	200 NON-PROCESSABLE	6	27.26	956.84
	2CD C8DD PURE	7	37.44	1,314.15
	2UD C8DD UNPURE	1	7.12	249.91
	TOTALS FOR CUSTOMER:	14	71.82	2,520.90
000976 BLO-N-VAC, INC.	200 NON-PROCESSABLE	1	2.99	104.95
	TOTALS FOR CUSTOMER:	1	2.99	104.95

HILLSBOROUGH COUNTY DEPARTMENT OF SOLID WASTE
SOLID WASTE INTEGRATED MANAGEMENT SYSTEM

SWIMS510

TRANSACTION SUMMARY REPORT

DATE RUN: 6/30/94

DATE RANGE: 6/1/94 THRU 6/30/94

PAGE: 5

SITE: 02

TOTALS FOR SITE : 02

TOTAL TRANSACTIONS:	2,213	TOTAL YTD TRANSACTIONS:	18,604
TOTAL CASH :	14,615.37		
TOTAL CHARGE :	341,077.97		
TOTAL REVENUE :	355,693.34	TOTAL YTD REVENUE :	2,786,981.85
TOTAL TONS IN :	25,178.58	TOTAL YTD TONS IN :	204,221.04
TOTAL TONS OUT :	1,330.31	TOTAL YTD TONS OUT :	32,883.13
TOTAL NET TONS :	23,848.27	TOTAL YTD NET TONS :	171,337.91

$$25,178.58 \times 9.98 = 251,282.22$$

$$\text{less } 190 \quad \underline{2,512.82}$$

$$248,769.40$$

due w/lt.
7/6/94

Processable^o

$$100 - 0.10$$

$$105 - 3,202.32$$

$$107 - 38.27$$

$$302 - 5.04$$

7-8-94

$$\underline{\underline{\text{TOTAL : } 3,245.73}}$$

HILLSBOROUGH COUNTY

Florida

Office of the County Administrator
Frederick B. Karl

BOARD OF COUNTY COMMISSIONERS

Phyllis Busansky
Joe Chillura
Sylvia Kimbell
Lydia Miller
Jim Norman
Jan Platt
Ed Turanchik



Senior Assistant County Administrator
Patricia Bean

Assistant County Administrators
Edwin Hunzeker
Cretta Johnson (Interim Appointment)
Jimmie Keel
Robert Taylor (Interim Appointment)

April 4, 1994

Mr. Steve Morgan
Environmental Specialist II
Department of Environmental Protection
3804 Coconut Palm Drive
Tampa, Florida 33619-8318

D.E.P.
APR - 8 1994
TAMPA

RE: Southeast Class I Landfill Tonnage Report:
Permit No. SC29-66321

Dear Mr. Morgan:

In accordance with permit conditions for the Southeast Class I Landfill, the following amount of municipal solid waste, and incinerator residue have been received:

January, 1994	19,158.45 Tons
February, 1994	22,361.03 Tons
March, 1994	27,231.65 Tons

Total First Quarter: 68,751.13 Tons

If you should have any questions or comments on this information, please call 276-2913.

Sincerely,

A handwritten signature in cursive script that reads "Lovann Arnett".

Lovann Arnett
Fiscal Services Section
Department of Solid Waste

/la

xc: Paul Schipfer, Environmental Protection Commission

HILLSBOROUGH COUNTY

Florida

Office of the County Administrator
Frederick B. Karl

BOARD OF COUNTY COMMISSIONERS

Phyllis Busansky
Joe Chillura
Sylvia Kimbell
Lydia Miller
Jim Norman
Jan Platt
Ed Turanchik

D.E.P

APR 08 1994

SOUTHWEST DISTRICT
TAMPA



April 4, 1994

Senior Assistant County Administrator
Patricia Bean

Assistant County Administrators
Edwin Hunzeker
Cretta Johnson (*Interim Appointment*)
Jimmie Keel
Robert Taylor (*Interim Appointment*)

Mr. Steve Morgan
Environmental Specialist II
Department of Environmental Protection
3804 Coconut Palm Drive
Tampa, Florida 33619-8318

RE: Southeast Class I Landfill Tonnage Report:
Permit No. SC29-66321

Dear Mr. Morgan:

In accordance with permit conditions for the Southeast Class I Landfill, the following amount of municipal solid waste, and incinerator residue have been received:

October, 1993	19,804.61 Tons
November, 1993	20,026.46 Tons
December, 1993	20,916.71 Tons

Total Fourth Quarter: 60,747.78 Tons

If you should have any questions or comments on this information, please call 276-2913.

Sincerely,

A handwritten signature in cursive script, appearing to read "Lovann Arnett".

Lovann Arnett
Fiscal Services Section
Department of Solid Waste

/la

xc: Paul Schipfer, Environmental Protection Commission

HILLSBOROUGH COUNTY

Florida

Office of the County Administrator
Frederick B. Karl



BOARD OF COUNTY COMMISSIONERS

Phyllis Busansky
Joe Chillura
Sylvia Kimbell
Lydia Miller
Jim Norman
Jan Platt
Ed Turnchik

Senior County Administrator
Patricia Bean

D.E.P.

Assistant County Administrators
Edwin Hunzeker
Creta Johnson (Interim Appointment)
Jimmie Keel
Robert Taylor (Interim Appointment)

OCT 22 1993

SOUTHWEST DISTRICT
TAMPA

October 19, 1993

Mr. Steve Morgan
Environmental Specialist II
Department of Environmental Protection
3804 Coconut Palm Drive
Tampa, Florida 33619-8318

RE: Southeast Class I Landfill Tonnage Report:
Permit No. SC29-66321

Dear Steve:

In accordance with permit conditions for the Southeast Class I Landfill, the following amounts of municipal solid waste, and incinerator residue have been received:

January, 1993	18,278.69 Tons
February, 1993	16,951.74 Tons
March, 1993	19,876.62 Tons

Total First Quarter	55,107.05 Tons
April, 1993	25,777.35 Tons
May, 1993	22,719.73 Tons
June, 1993	21,812.74 Tons

Total Second Quarter:	70,309.82 Tons
July, 1993	21,353.52 Tons
August, 1993	19,847.88 Tons
September, 1993	19,514.26 Tons

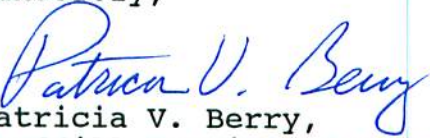
Total Third Quarter:	60,715.66 Tons

The gap in data transmittal for the facility tonnages is due to a realignment of departmental organizational functions and personnel. All future reports will be submitted on a quarterly basis as required.

Page Two
October 19, 1993
Mr. Steve Morgan

If you should have any questions or comments on this information, please call me at 744-5680.

Sincerely,


Patricia V. Berry,
Landfill Services Section
Solid Waste Department

PVB/sh

xc: Paul Schipfer, Environmental Protection Commission
Greg Walk, Waste Management, Inc., Southeast Landfill

HILLSBOROUGH COUNTY

Florida

Office of the County Administrator
Frederick B. Karl

BOARD OF COUNTY COMMISSIONERS

Phyllis Busansky
Joe Chillura
Sylvia Kimbell
Lydia Miller
Jim Norman
Jan Platt
Ed Turanchik



January 26, 1993

Senior Assistant County Administrators

Patricia Bean
Larry Blick
James M. Bourey

Assistant County Administrators

Edwin Hunzeker
Jimmie Keel

Mr. Steve Morgan
Environmental Specialist II
Department of Environmental Regulation
3804 Coconut Palm Drive
Tampa, Florida 33619-8318

FEB 01 1993

SOUTHWEST DISTRICT TAMPA

RE: Southeast Class I Landfill Tonnage Report:
Permit No. SC29-66321

Dear Steve:

In accordance with permit conditions for the Southeast Class I Landfill, the following amounts of residential waste, commercial waste, incinerator residue, industrial waste, agricultural waste, and hospital waste (non-infectious) have been received:

The September tonnage was omitted from the last quarterly report:

September	19,849.55 Tons
-----------	----------------

We are submitting the following information on the fourth quarter:

October, 1992	17,799.26 Tons
November, 1992	15,501.48 Tons
December, 1992	17,522.72 Tons

Total Fourth Quarter:	50,823.46 Tons
-----------------------	----------------

If you have any questions or comments on this information, please call me at 744-5680.

Sincerely,

A handwritten signature in blue ink that reads "Patricia V. Berry".

Patricia V. Berry
Landfill Services Section
Solid Waste Department

PVB\sh

xc: Paul Schipfer, Environmental Protection Commission
Greg Walk, Waste Management, Inc., Southeast Landfill

HILLSBOROUGH COUNTY

Florida

Office of the County Administrator
Frederick B. Karl

BOARD OF COUNTY COMMISSIONERS

Phyllis Busansky
Joe Chillura
Pam Iorio
Sylvia Kimbell
Jan Platt
James D. Selvey
Ed Turanchik



Senior Assistant County Administrators
Patricia Bean
Larry Blick
James M. Bourey

Assistant County Administrators
Edwin Hunzeker
Jimmie Keel

October 19, 1992

Mr. Steve Morgan
Environmental Specialist II
Department of Environmental Regulations
4520 Oak Fair Boulevard
Tampa, Florida 33610-7347

RE: Southeast Class I Landfill Tonnage Report:
Permit No. SC29-66321

Dear Steve:

In accordance with permit conditions for the Southeast Class I Landfill, the following amounts of residential waste, commercial waste, incinerator residue, industrial waste, agricultural waste, and hospital waste (non-infectious) have been received:

We are submitting the following information on the second and third quarters.

March,	1992	19,399.39 Tons
April,	1992	18,752.31 Tons
May,	1992	15,976.16 Tons
Total, Second Quarter		54,127.86 Tons
June,	1992	16,705.10 Tons
July,	1992	15,973.91 Tons
August,	1992	15,502.27 Tons
Total, Third Quarter		48,181.28 Tons

D. E. R.

OCT 22 1992

SOUTHWEST DISTRICT
TAMPA

Post Office Box 1110 ■ Tampa, Florida 33601

An Affirmative Action/Equal Opportunity Employer

Original Printed on Recycled Paper



Steve Morgan
Page 2
October 19, 1992

If you have any questions or comments on this information,
please call me at 272-6674.

Sincerely,



Thomas G. Smith
Executive Manager
Hillsborough County
Department of Solid Waste

TGS:sy

cc: Patty Berry, Department of Solid Waste
Steve Young, Department of Solid Waste
Paul Schipfer, Environmental Protection Commission
Tom Nelson, Waste Management, Inc.

BOARD OF COUNTY COMMISSIONERS
HILLSBOROUGH COUNTY, FLORIDA

Office of the County Administrator

Frederick B. Karl
Department Administrator
(813) 272-6674



P.O. Box 1110
Tampa, Florida 33601

January 8, 1992

D. E. R.

Mr. Steve Morgan
Environmental Specialist II
Department of Environmental Regulations
4520 Oak Fair Boulevard
Tampa, Florida 33610-7347

JAN 13 1992

SOUTHWEST DISTRICT
TAMPA

RE: Southeast Class I Landfill Tonnage Report:
Permit No. SC29-66321

Dear Steve:

In accordance with permit conditions for the Southeast Class I Landfill, the following amounts of residential waste, commercial waste, incinerator residue, industrial waste, agricultural waste, and hospital waste (non-infectious) have been received:

We are submitting the following information on the fourth quarter.

October, 1991	19,720.95 Tons
November, 1991	17,350.06 Tons
December, 1991	20,676.19 Tons
Total	57,747.20 Tons

If you have any questions or comments on this information, please call me at 272-6674.

Sincerely,

A handwritten signature in blue ink that reads "Thomas G. Smith".

Thomas G. Smith
Executive Manager
Hillsborough County
Department of Solid Waste

TGS:sy

cc: Patty Berry, Department of Solid Waste
Steve Young, Department of Solid Waste
Paul Schipfer, Environmental Protection Commission
Tom Nelson, Waste Management, Inc.

BOARD OF COUNTY COMMISSIONERS
HILLSBOROUGH COUNTY, FLORIDA

Office of the County Administrator

Frederick B. Karl
County Administrator
Department of Solid Waste
(813) 272-6674



P.O. Box 1110
Tampa, Florida 33601

October 7, 1991

Mr. Steve Morgan
Environmental Specialist II
Department of Environmental Regulations
4520 Oak Fair Boulevard
Tampa, Florida 33610-7347

RE: Southeast Class I Landfill Tonnage Report:
Permit No. SC29-66321

Dear Steve:

In accordance with permit conditions for the Southeast Class I Landfill, the following amounts of residential waste, commercial waste, incinerator residue, industrial waste, agricultural waste, and hospital waste (non-infectious) have been received:

We are submitting the following information on the fourth quarter.

July, 1991	23,324.22 Tons
August, 1991	23,791.25 Tons
September, 1991	19,720.95 Tons

Total	66,836.42 Tons

If you have any questions or comments on this information, please call me at 272-6674.

Sincerely,

Thomas G. Smith
Executive Manager
Hillsborough County
Department of Solid Waste

D.E.R.
OCT 10 1991
SOUTHWEST DISTRICT
TAMPA

TGS:sy

cc: Patty Berry, Department of Solid Waste
Steve Young, Department of Solid Waste
Paul Schipfer, Environmental Protection Commission
Tom Nelson, Waste Management, Inc.

BOARD OF COUNTY COMMISSIONERS
HILLSBOROUGH COUNTY, FLORIDA

Office of the County Administrator

Frederick B. Karl
County Administrator
Department of Solid Waste
(813) 272-6674



P.O. Box 1110
Tampa, Florida 33601

July 12, 1991

D. E. R.

JUL 15 1991

SOUTHWEST DISTRICT
TAMPA

Mr. Steve Morgan
Environmental Specialist II
Department of Environmental Regulations
4520 Oak Fair Boulevard
Tampa, Florida 33610-7347

RE: Southeast Class I Landfill Tonnage Report:
Permit No. SC29-66321

Dear Steve:

In accordance with permit conditions for the Southeast Class I Landfill, the following amounts of residential waste, commercial waste, incinerator residue, industrial waste, agricultural waste, and hospital waste (non-infectious) have been received:

We are submitting the following information on the third quarter.

April, 1991	22,843.00 Tons
May, 1991	22,475.44 Tons
June, 1991	20,780.28 Tons

Total	72,403.42 Tons

If you have any questions or comments on this information, please call me at 272-6674.

Sincerely,

A handwritten signature in cursive script, appearing to read "T.G. Smith".

Thomas G. Smith
Executive Manager
Hillsborough County
Department of Solid Waste

TGS:sy

cc: Patty Berry, Department of Solid Waste
Steve Young, Department of Solid Waste
Paul Schipfer, Environmental Protection Commission
Tom Nelson, Waste Management, Inc.

BOARD OF COUNTY COMMISSIONERS
HILLSBOROUGH COUNTY, FLORIDA

Office of the County Administrator

Frederick B. Karl
County Administrator



P.O. Box 1110
Tampa, Florida 33601

April 2, 1991

Mr. Steve Morgan
Environmental Specialist II
Department of Environmental Regulations
4520 Oak Fair Boulevard
Tampa, Florida 33610-7347

D. E. R.

APR - 5 1991

SOUTHWEST DISTRICT
TAMPA

RE: Southeast Class I Landfill Tonnage Report:
Permit No. SC29-66321

Dear Steve:

In accordance with permit conditions for the Southeast Class I Landfill, the following amounts of residential waste, commercial waste, incinerator residue, industrial waste, agricultural waste, and hospital waste (non-infectious) have been received:

We are submitting the following information on the first quarter.

January, 1991	25,501.83 Tons
February, 1991	21,868.13 Tons
March, 1991	25,033.46 Tons
Total	72,403.42 Tons

If you have any questions or comments on this information, please call me at 272-6674.

Sincerely,

A handwritten signature in cursive script that reads "Tom G. Smith".

Tom G. Smith
Section Manager
Hillsborough County Department of Solid Waste

TGS:sy

cc: Patty Berry, Department of Solid Waste
Steve Young, Department of Solid Waste
Paul Schipfer, Environmental Protection Commission
Tom Nelson, Waste Management, Inc.

BOARD OF COUNTY COMMISSIONERS
HILLSBOROUGH COUNTY, FLORIDA

Office of the County Administrator

Frederick B. Karl
County Administrator
(Interim Appointment)



P.O. Box 1110
Tampa, Florida 33601

January 7, 1991

Mr. Steve Morgan
Environmental Specialist II
Department of Environmental Regulations
4520 Oak Fair Boulevard
Tampa, Florida 33610-7347

RE: Southeast Class I Landfill Tonnage Report:
Permit No. SC29-66321

Dear Steve:

In accordance with permit conditions for the Southeast Class I Landfill, the following amounts of residential waste, commercial waste, incinerator residue, industrial waste, agricultural waste, and hospital waste (non-infectious) have been received:

We are submitting the following information on the first quarter.

October	28,000.75 Tons
November	25,480.81 Tons
December	23,128.21 Tons

Total	76,609.77 Tons

If you have any questions or comments on this information, please call me at 272-6674.

Sincerely,

A handwritten signature in cursive script that reads "Tom G. Smith".

Tom G. Smith
Section Manager
Hillsborough County Department of Solid Waste

TGS:sy

cc: Al Munger, Department of Solid Waste
Steve Young, Department of Solid Waste
Tom Nelson, Waste Management, Inc.
Paul Schipfer, Environmental Protection Commission

D. E. R.

JAN 10 1991
SOUTHWEST DISTRICT
TAMPA

D. E. P.

JAN 10 1991
SOUTHWEST DISTRICT
TAMPA

BOARD OF COUNTY COMMISSIONERS
HILLSBOROUGH COUNTY, FLORIDA

Office of the County Administrator

Larry J. Brown
County Administrator



P.O. Box 1110
Tampa, Florida 33601

October 5, 1990

D. E. R.

OCT 9 1990

Mr. Steve Morgan
Environmental Specialist II
Department of Environmental Regulations
4520 Oak Fair Boulevard
Tampa, Florida 33610-7347

SOUTHWEST DISTRICT
TAMPA

RE: Southeast Class I Landfill Tonnage Report:
Permit No. SC29-66321

Dear Steve:

In accordance with permit conditions for the Southeast Class I Landfill, the following amounts of residential waste, commercial waste, incinerator residue, industrial waste, agricultural waste, and hospital waste (non-infectious) have been received:

We are submitting the following information on the first quarter.

July	28,195.13 Tons
August	30,941.59 Tons
September	27,796.88 Tons

Total	86,933.60 Tons

If you have any questions or comments on this information, please call me at 272-6674.

Sincerely,

A handwritten signature in cursive script, appearing to read "T. G. Smith".

Tom G. Smith
Section Manager
Hillsborough County Department of Solid Waste

TGS:sy

cc: Al Munger, Department of Solid Waste
Steve Young, Department of Solid Waste
Tom Nelson, Waste Management, Inc.
Paul Schipfer, Environmental Protection Commission



Tampa, Florida - The Next Great City

Hillsborough County Department of Solid Waste

Post Office Box 1110, Tampa, Florida 33601



813-626-0361 24-Hour FAX Line

FROM: JAMES J. PALMER

DATE: 10-7-90

SUBJECT: RECYCLED TONNAGE

TO: DER. ATN: SANDRA TRIPPIN FAX: 272-2279

COMMENTS (If Any): Should you have any questions
PLEASE call.

2722279 P.02

TO

DEPT OF SOLID WASTE

FROM

OCT-08-1990 09:00

TOTAL P.02

TONNAGE ANALYSIS		PAGE 1 of 3 (RCY)				
MONTH	PROCESSABLE TONNAGE	RECYLED TONNAGE	TIRE TONNAGE	C&DD TOTAL	C&DD PURE	MATERIAL 230 PLASTIC
OCT. '88	34,449.36	83.46				
NOV. '88	34,726.58	76.75				
DEC. '88	34,166.29	149.29				
JAN. '89	34,900.18	533.53				
FEB. '89	31,751.76	459.75				
MARCH '89	37,317.37	585.68				
APRIL '89	34,300.42	537.40				
MAY '89	36,212.74	717.38				
JUNE '89	39,559.59	995.61				
JULY '89	39,355.26	1,189.49	474.39			
AUGUST '89	40,295.50	907.91	502.53			
SEPT. '89	37,343.32	1,477.09	412.40			
TOTAL(12M)	434,378.37	7,773.34	1,389.32		.00	.00
OCT. '89	36,451.96	1,669.78	640.67			
NOV. '89	34,474.01	1,771.27	620.09			
DEC. '89	33,409.49	1,956.76	386.41			
JAN. '90	43,244.13	1,056.86	753.75			
FEB. '90	43,546.84	753.12	591.51			
MARCH '90	50,645.26	967.96	674.72			
APRIL '90	38,989.18	2,004.08	685.74			
MAY '90	38,352.98	1,724.94	786.86	621.07		75.56
JUNE '90	39,466.57	2,469.02	722.36	197.73		192.27
JULY '90	41,052.15	2,101.42	859.06	74.17		55.84
AUGUST '90	44,048.60	911.66	605.12	1,237.25	1,053.47	8.86
SEPT. '90	36,479.85		508.64	887.58	292.19	2.92
TOTAL(12M)	915,402.86	26,637.30	9,128.01	2,130.22	1,053.47	332.53

Jan. '90 Proc. Includes 3,227.2 Proc. Tons at Landfill

89-12861.65
90-6108975.98

October 4, 1990

HILLSBOROUGH COUNTY RESOURCE RECOVERY FACILITY

REFUSE RECEIVED/PROCESSED AS OF OCTOBER 1989

	RECEIVED	PROCESSED
JAN 89	32,144.40	33,650.70
FEB 89	31,601.30	31,434.90
MAR 89	35,054.50	35,068.20
APR 89	32,800.90	35,109.50
MAY 89	30,551.14	32,092.55
JUN 89	39,474.90	37,128.40
JUL 89	39,250.62	37,866.93
AUG 89	40,089.11	39,458.50
SEP 89	37,150.67	38,314.44
OCT 89	36,183.71	37,850.32
NOV 89	34,382.96	34,634.39
DEC 89	33,338.83	32,570.48
JAN 90	38,208.75	34,079.24
FEB 90	32,903.23	32,355.48
MAR 90	33,185.79	34,132.73
APR 90	34,052.75	34,179.18
MAY 90	37,486.07	37,105.23
JUN 90	38,427.15	38,146.11
JUL 90	38,631.91	37,275.03
AUG 90	35,926.66	37,729.79
SEP 90	31,326.68	35,406.39

35,054.50
 41,251.14
 31,326.68

**OGDEN MARTIN OF HILLSBOROUGH, IN
RESOURCE RECOVERY FACILITY**

REFUSE RECEIVED/PROCESSED AS OF OCTOBER 1989

	RECEIVED	PROCESSED
OCT 89	36,183.71	37,850.32
NOV 89	34,382.96	34,634.39
DEC 89	33,338.83	32,670.48
JAN 90	38,208.75	34,079.24
FEB 90	32,903.23	32,355.46
MAR 90	33,185.79	34,132.73
APR 90	34,052.75	34,179.18
MAY 90	37,486.07	37,105.23
JUN 90	38,427.15	38,146.11
JUL 90	38,631.91	37,275.03
AUG 90	35,925.66	37,729.79
SEP 90	31,326.68	35,406.39

2099

1
2
3
4
5
6
7
8
9

BOARD OF COUNTY COMMISSIONERS
HILLSBOROUGH COUNTY, FLORIDA

Office of the County Administrator

Larry J. Brown
County Administrator



P.O. Box 1110
Tampa, Florida 33601

July 9, 1990

D. E. R.

JUL 11 1990

SOUTHWEST DISTRICT
TAMPA

Mr. Steve Morgan
Environmental Specialist II
Department of Environmental Regulation
4520 Oak Fair Blvd.
Tampa, FL 33610-7347

RE: Southeast Class I Landfill Tonnage Report:
Permit No. SC29-66321

Dear Steve:

In accordance with permit conditions for the Southeast Class I Landfill, the following amounts of residential waste, commercial waste, incinerator residue, industrial waste, agricultural waste, and hospital waste (non-infectious) have been received:

We are submitting the following information on the first quarter.

April	30,129.00 Tons
May	29,071.87 Tons
June	29,209.85 Tons

Total	88,410.72 Tons

If you have any questions or comments on this information, please call me at 272-6674.

Sincerely,

A handwritten signature in cursive script that reads "Paul R. Belyea".
Paul R. Belyea, Executive Manager
Department of Solid Waste

PRB:sy

cc: Patricia V. Berry, Department of Solid Waste
Steve Young, Department of Solid Waste
Tom Nelson, Waste Management, Inc.
Paul Schipfer, Environmental Protection Commission

BOARD OF COUNTY COMMISSIONERS
HILLSBOROUGH COUNTY, FLORIDA

Office of the County Administrator

Larry J. Brown
County Administrator



P.O. Box 1110
Tampa, Florida 33601

June 14, 1990

D. E. R.

JUN 19 1990

SOUTHWEST DISTRICT
TAMPA

Mr. Steve Morgan
Environmental Specialist II
Department of Environmental Regulation
4520 Oak Fair Blvd.
Tampa, FL 33610-7347

RE: South County Transfer Station Tonnage Report:
Permit No. S029-85049

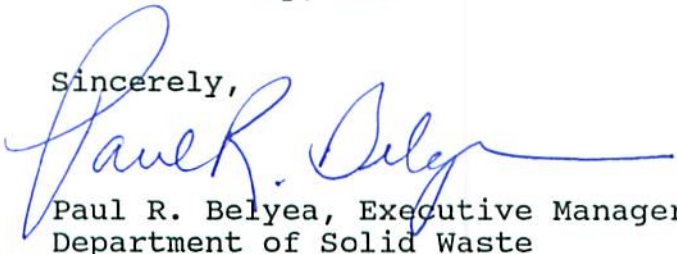
Dear Steve:

In accordance with permit conditions for the South County Transfer Station, the following amounts of domestic solid waste have been received:

May, 1990

4,609.20 Tons

Sincerely,


Paul R. Belyea, Executive Manager
Department of Solid Waste

PRB:sy

cc: Patricia V. Berry, Department of Solid Waste
Steve Young, Department of Solid Waste
Tom Nelson, Waste Management, Inc.
Paul Schipfer, Environmental Protection Commission

BOARD OF COUNTY COMMISSIONERS
HILLSBOROUGH COUNTY, FLORIDA

Office of the County Administrator

Larry J. Brown
County Administrator



P.O. Box 1110
Tampa, Florida 33601

April 19, 1990

Mr. Steve Morgan
Environmental Specialist II
Department of Environmental Regulation
4520 Oak Fair Blvd.
Tampa, FL 33610-7347

D.E.R.

APR 23 1990

SOUTHWEST DISTRICT
TAMPA

RE: Southeast Class I Landfill Tonnage Report:
Permit No. SC29-66321

Dear Steve:

In accordance with permit conditions for the Southeast Class I Landfill, the following amounts of residential waste, commercial waste, incinerator residue, industrial waste, agricultural waste, and hospital waste (non-infectious) have been received:

We are submitting the following information on the first quarter.

January	26,695.09 Tons
February	32,218.53 Tons
March	38,634.53 Tons

Total	97,548.15 Tons

If you have any questions or comments on this information, please call me at 272-6674.

Sincerely,

A handwritten signature in blue ink that reads "Paul R. Belyea".

Paul R. Belyea, Executive Manager
Department of Solid Waste

PRB:sly

cc: Patricia V. Berry, Department of Solid Waste
Steve Young, Department of Solid Waste
Tom Nelson, Waste Management, Inc.
Paul Schipfer, Environmental Protection Commission

L. W. R.

BOARD OF COUNTY COMMISSIONERS
HILLSBOROUGH COUNTY, FLORIDA

Office of the County Administrator

Larry J. Brown
County Administrator



P.O. Box 1110
Tampa, Florida 33601

December 6, 1989

Steve Morgan
Department of Environmental Regulation
4520 Oak Fair Blvd.
Tampa, FL 33610-7347

D. E. R.
DEC 12 1989
SOUTHWEST DISTRICT
TAMPA

RE: Southeast Class I Landfill
Permit No. SC29-66321

Dear Steve:

In accordance with permit conditions for the Southeast Class I Landfill, the following amounts of residential waste, commercial waste, incinerator residue, industrial waste, agricultural waste, and hospital waste (non-infectious) have been received:

We are submitting the following information on the second quarter.

July	30,695.41 Tons
August	32,217.37 Tons
September	30,062.66 Tons

Total	92,975.44 Tons

If you have any questions or comments on this information, please call me at 272-6674.

Sincerely,

Paul R. Belyea, Executive Manager
Department of Solid Waste

PRB:sah

cc: Patricia V. Berry, Department of Solid Waste
Tom Nelson, Waste Management, Inc.
Sarah Hill, Department of Solid Waste

BOARD OF COUNTY COMMISSIONERS
HILLSBOROUGH COUNTY, FLORIDA

Office of the County Administrator

Larry J. Brown
County Administrator



P.O. Box 1110
Tampa, Florida 33601

August 9, 1989

D. E. R.

AUG 11 1989

SOUTHWEST DISTRICT
TAMPA

Steve Morgan
Department of Environmental Regulation
4520 Oak Fair Blvd.
Tampa, FL 33610-7347

RE: Southeast Class I Landfill
Permit No. SC29-66321

Dear Steve:

In accordance with permit conditions for the Southeast Class I Landfill, the following amounts of residential waste, commercial waste, incinerator residue, industrial waste, agricultural waste, and hospital waste (non-infectious) have been received:


We are submitting the following information on the second quarter.

April	36,064.25 Tons
May	39,869.58 Tons
June	33,423.26 Tons

Total	109,357.09 Tons

If you have any questions or comments on this information, please call me at 272-6674.

Sincerely,


Paul R. Belyea, Executive Manager
Department of Solid Waste

PRB:ajb

cc: Patricia V. Berry, Department of Solid Waste
Tom Nelson, Waste Management, Inc.
Sarah Hill, Department of Solid Waste

f:self.ton

BOARD OF COUNTY COMMISSIONERS
HILLSBOROUGH COUNTY, FLORIDA

Office of the County Administrator

Larry J. Brown
County Administrator



P.O. Box 1110
Tampa, Florida 33601

May 9, 1989

D. E. R.

MAY 12 1989

SOUTHWEST DISTRICT
TAMPA

Steve Morgan
Department of Environmental Regulation
4520 Oakfair Boulevard
Tampa, Florida 33610-7347

RE: Southeast Class I Landfill
Permit No. SC29-66321

Dear Steve:

In accordance with permit conditions for the Southeast Class I Landfill, the following amounts of residential waste, commercial waste, incinerator residue, industrial waste, agricultural waste, and hospital waste (non-infectious) have been received:

We are submitting the following tonnage information for the first quarter.

January	33,608.47	Tons
February	30,210.95	Tons
March	36,073.80	Tons
Total	<hr/> 99,893.22	Tons

If you have any questions or comments on this information, please call me at 272-6674.

Sincerely,


Paul R. Belyea, Executive Manager
Department of Solid Waste

PRB:ajb

cc: Patricia V. Berry, Department of Solid Waste
Tom Nelson, Waste Management, Inc.
Sarah A. Hill, Department of Solid Waste

FW/B:SELF.TON

BOARD OF COUNTY COMMISSIONERS
HILLSBOROUGH COUNTY, FLORIDA

Office of the County Administrator

Larry J. Brown
County Administrator



P.O. Box 1110
Tampa, Florida 33601

October 19, 1988

Steve Morgan
Department of Environmental Regulation
4520 Oakfair Boulevard
Tampa, Florida 33610-7347



RE: Southeast Class I Landfill
Permit No. SC29-66321

Dear Steve:

In accordance with permit conditions for the Southeast Class I Landfill, the following amounts of residential waste, commercial waste, incinerator residue, industrial waste, agricultural waste, and hospital waste (non-infectious) have been received:

We are submitting the following tonnage information for the third quarter.

July	30,357.41	Tons
August	33,903.64	Tons
September	30,014.22	Tons
Total	<u>94,275.27</u>	Tons

If you have any questions or comments on this information, please call me at 272-6674.

Sincerely,

A handwritten signature in blue ink that reads "Paul R. Belyea".

Paul R. Belyea, Executive Manager
Department of Solid Waste

PRB:ajb

cc: Patricia V. Berry, Department of Solid Waste
Tom Nelson, Waste Management, Inc.
Sarah A. Hill, Department of Solid Waste

FW/B:SELF.TON



OCT 24 1988

SOUTH WEST DISTRICT

BOARD OF COUNTY COMMISSIONERS
HILLSBOROUGH COUNTY, FLORIDA

Office of the County Administrator

Larry J. Brown
County Administrator



P.O. Box 1110
Tampa, Florida 33601

August 24, 1988

Steve Morgan
Department of Environmental Regulation
4520 Oakfair Boulevard
Tampa, Florida 33610-7347



RE: Southeast Class I Landfill
Permit No. SC29-66321

Dear Steve:

In accordance with permit conditions for the Southeast Class I Landfill, the following amounts of residential waste, commercial waste, incinerator residue, industrial waste, agricultural waste, and hospital waste (non-infectious) have been received:

We are submitting the following tonnage information for the second quarter.

April	43,230.08	Tons
May	34,612.82	Tons
June	43,346.48	Tons
Total	<u>121,189.38</u>	Tons

If you have any questions or comments on this information, please call me at 272-6674.

Sincerely,

A handwritten signature in blue ink that reads "Paul R. Belyea".

Paul R. Belyea, Executive Manager
Department of Solid Waste

PRB:ajb

cc: Patricia V. Berry, Department of Solid Waste
Tom Nelson, Waste Management, Inc.
Sarah A. Hill, Department of Solid Waste

B:SELF.TON