WASTE MANAGEMENT INC. OF FLORIDA

Vista Landfill, LLC.
242 W. Keene Road
Apopka, FL 32703
P:407-886-2920 F:407-889-8043

August 30, 2013

Tom Lubozynski
Florida Department of Environmental Protection
Central District Solid Waste Section
3319 Maguire Boulevard, Suite 232
Orlando, FL 32803

RE: 2013 1st Semi-annual Water Quality Monitoring Report
Vista Landfill, Class III
WACS Number 87801
FDEP Permit No. SO48-0165969-020

Dear Mr. Lubozynski:

Attached is the 2013 1st Semi-annual Water Quality Monitoring Report for the Vista Landfill, Class III prepared by SCS Engineers. If you have any questions or require additional information or supporting documentation, feel free to contact me at 386-804-4183.

Respectfully Submitted,

Paul Bermillo
Environmental Protection Manager
Waste Management Inc. of Florida

cc: Jay Davoll, City of Apopka
Debbie Perez, WMIF

SCS ENGINEERS

Vista Landfill Semi-Annual Water Quality Monitoring Report First Semi-Annual Monitoring 2013

Prepared for:

Vista Landfill, Inc.
242 West Keene Road
Apopka, Florida 32703

Prepared by:

SCS ENGINEERS
4041 Park Oaks Boulevard, Suite 100
Tampa, Florida 33610
(813) 621-0080

September 4, 2013
File No. 09207039.05

Offices Nationwide
www.scsengineers.com

Vista Landfill
Semi-Annual
Water Quality Monitoring
Report
First Semi-Annual Monitoring Period 2013

Prepared for:

Vista Landfill, Inc.
242 West Keene Road
Apopka, Florida 32703

Prepared by:

SCS ENGINEERS
4041 Park Oaks Boulevard, Suite 100
Tampa, Florida 33610
(813) 621-0080

Joseph E. Mizerany, P.G.
PG License No. 001589

September 4, 2013
File No. 09207039.05

Florida Department of Environmental Protection

Bob Martinez Center
2600 Blair Stone Road
Tallahassee, Florida 32399-2400

DEP Form #: 62-701.900(31), F.A.C
Form Title: Water Quality Monitoring Certification
Effective Date: January 6, 2010
Incorporated in Rule 62-701.510(9), F.A.C.

WATER QUALITY MONITORING CERTIFICATION

PART I GENERAL INFORMATION

(1) Facility Name Vista Landfill, Class III

Address 242 West Keene Road

City Apopka Zip 32703 County Orange

Telephone Number (407)286-2920

(2) WACS Facility ID 87801

(3) DEP Permit Number SO48-0165969-020

(4) Authorized Representative's Name Paul Bermillo Title Environmental Protection Mngr

Address 3510 Rio Vista Ave

City Orlando Zip 32805 County Orange

Telephone Number (386)804-4183

Email address (if available) pbermil1@wm.com

CERTIFICATION

I certify under penalty of law that I have personally examined and am familiar with the information submitted in this document and all attachments and that, based on my inquiry of those individuals immediately responsible for obtaining the information, I believe that the information is true, accurate, and complete. I am aware that there are significant penalties for submission of false information including the possibility of fine and imprisonment.

8-30-13
(Date)

(Owner or Authorized Representative's Signature)

PART II QUALITY ASSURANCE REQUIREMENTS

Sampling Organization Professional Technical Support Services, Inc. (Pro-Tech)

Analytical Lab NELAC / HRS Certification # NELAP Certification E87667

Lab Name TestAmerica, Inc. (TestAmerica Denver)

Address 4955 Yarrow Street, Arvada, CO 80002

Phone Number (303)736-0100

Email address (if available) Danielle.Harrington@testamericainc.com

Table of Contents

Section **Page**

1 Introduction 1

2 Geologic and Hydrogeologic Characteristics 4

Semi-Annual Groundwater Flow Assessment 4

Shallow Surficial Aquifer 4

Intermediate Surficial Aquifer 8

Floridan Aquifer 8

3 Landfill Monitoring Program 9

Groundwater Monitoring Program 9

Field Parameters 11

Laboratory Parameters 11

Additional Parameters 11

Leachate Monitoring Program 11

Semi-Annual Groundwater Monitoring Event 11

Metals Exceedances 13

Aluminum 13

Iron 13

Inorganic Parameters Exceedances and Trends 14

Nitrate 14

pH 14

Organic Parameters Exceedances and Trends 14

Volatile Organic Compound Detections 15

Semi-Volatile Organic Compound Detections 15

Dissolved Oxygen 15

4 Response to FDEP May 28, 2013 Letter 16

5 Summary 19

CONTENTS (Continued)

List of Figures

Figure No. **Page**

Figure 1-1. Site Location Map, Vista Landfill, Apopka, Florida 2
Figure 1-2. Site Map, Vista Landfill, Apopka, Florida 3
Figure 2-1. June 2013 Shallow Surficial Aquifer Water Level Map, Vista Landfill, Apopka, Florida 6
Figure 2-2. June 2013 Intermediate Surficial Aquifer Potentiometric Map, Vista Landfill, Apopka, Florida 7

List of Tables

Table No. **Page**

Table 2-1. Groundwater Elevation Measurements, Vista Landfill, Apopka, Florida 5
Table 3-1. Active Surficial Aquifer and Floridan Aquifer Groundwater Monitoring Wells at the Vista Landfill 9
Table 3-2. Existing Monitoring Well Locations and Construction Details, Vista Landfill, Apopka, Florida 10
Table 3-3. Summary of Groundwater Quality Analytical Results (Detected Parameters Only) Vista Landfill, June 2013 12

Appendices

A Laboratory Analytical Results and Field Forms
B Compact Disk Containing Report in .pdf Format and Adapt File

1 INTRODUCTION

SCS Engineers (SCS) prepared this semi-annual water quality monitoring report for the Vista Landfill (VLF) on behalf of Vista Landfill, Inc. (VLI). The VLF is located approximately two miles south of Apopka, Florida, at 242 West Keene Road. The VLF lies south of Keene Road, west of Old Apopka-Clarcona Road, and east of Lake Mitchell in Orange County Florida (Figure 1-1). The VLF is a Class III lined landfill with a leachate collection system. The bottom-liner system consists of three layers (from top to bottom): a 2-foot thick sand liner protective layer, a double-sided geocomposite drainage layer, and a 50-mil high density polyethylene (HDPE) geomembrane layer. Waste was initially placed in the landfill on November 17, 2008.

This report was prepared in accordance with Florida Department of Environmental Protection (FDEP) Permit/certification No. SO48-0165969-020, Specific Condition D2, Monitoring Plan Implementation Schedule (MPIS), and Chapter 62-701.510(9)(a) Florida Administrative Code (FAC). Locations of monitoring sites are shown on Figure 1-2. The first semi-annual 2013 sampling data were obtained June 26 and 27, 2013. This report is being submitted within 60 days of receipt of the laboratory results. An electronic data deliverable (EDD) of the results in "ADaPT format" is attached as Appendix B. This EDD has been verified as uploadable into the latest version of ADaPT.

Water quality sampling and physical readings and measurements were performed by technical staff of Pro-Tech Environmental (Pro-Tech), Atlanta, Georgia. Water quality analyses were performed by TestAmerica Laboratories, Inc. (TestAmerica Denver), Denver, Colorado. Field work, sampling methodologies, data evaluation, and data Quality Assurance/Quality Control (QA/QC) were conducted in accordance with FAC Chapter 62-160 Standard Operating Procedures (DEP-SOP-001/01), the VLF MPIS, the VLF site permit, and the Pro-Tech sample team quality manual. Laboratory analyses were performed in accordance with Chapter 62-160, FAC DEP-SOP-001/01, the VLF MPIS, and the site permits. TestAmerica Denver is certified by the Florida Department of Health Environmental Laboratory Certification Program (DoH ELCP).

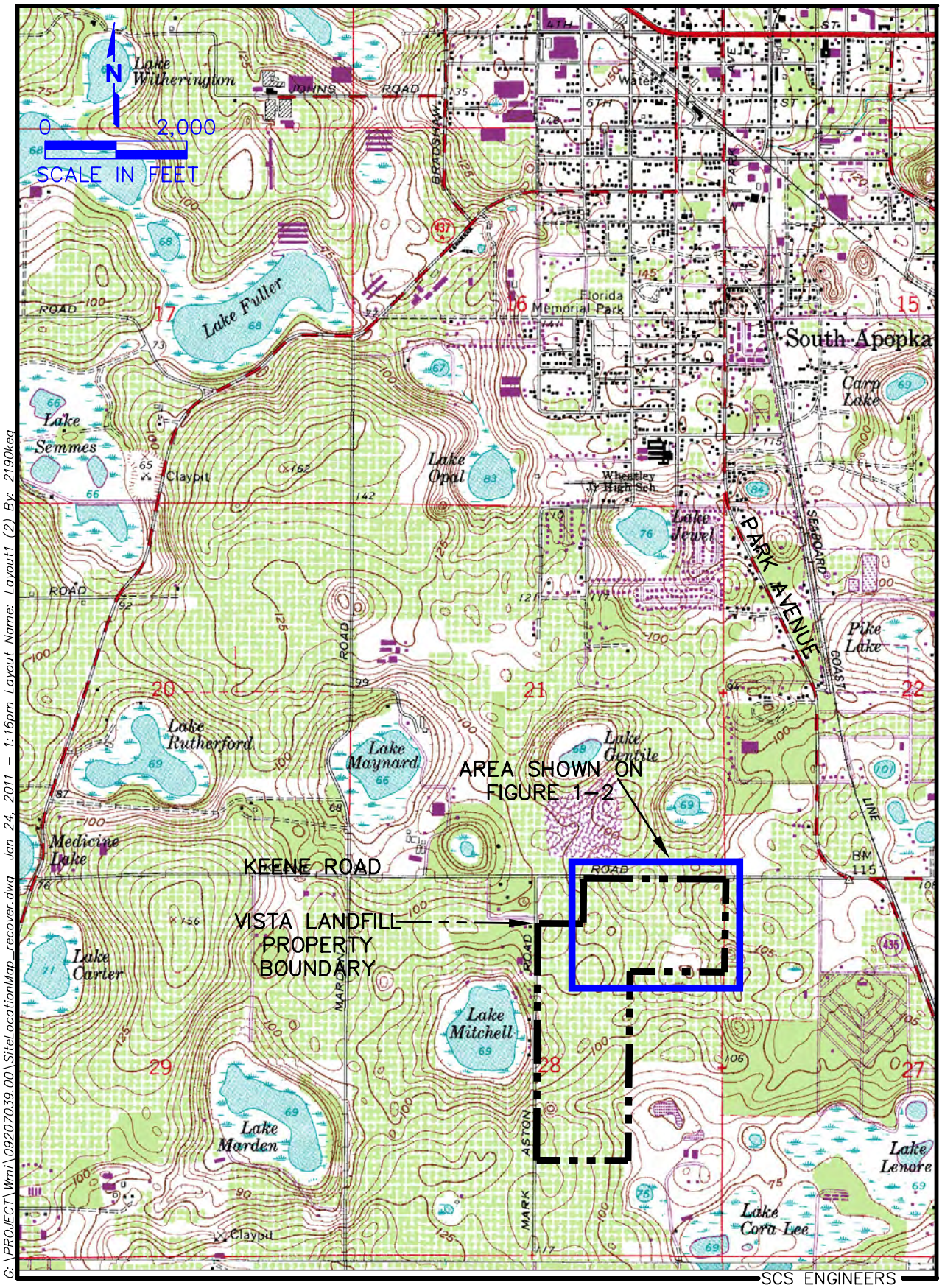

Figure 1-1. Site Location Map, Vista Landfill, Apopka, Florida.

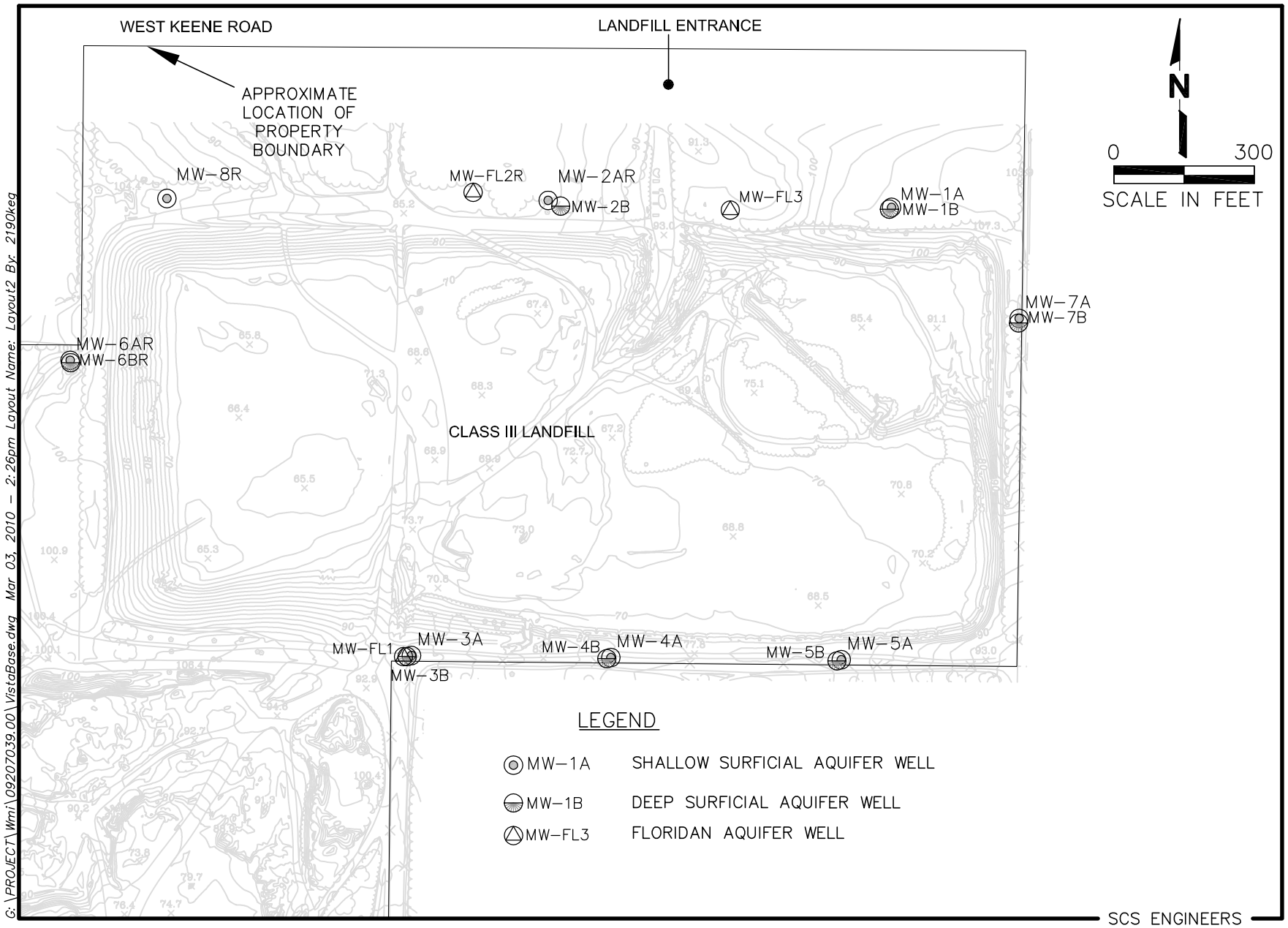

Figure 1-2. Site Map, Vista Landfill, Apopka, Florida.

2 GEOLOGIC AND HYDROGEOLOGIC CHARACTERISTICS

Figure 1-1 shows the topography of the VLF site and region prior to the site being developed as a borrow pit and then as a landfill. The topography indicates the site is located in a region that is internally drained.

Based on SCS' evaluation of VLF hydrogeologic data, the groundwater at VLF primarily occurs in the Hawthorn Group and the underlying Floridan aquifer. The "surficial aquifer" consists of the water-bearing permeable zones of the Hawthorn Group that overlay the Floridan aquifer. The groundwater flow direction of the lower Hawthorn Group tends to mimic the pre-construction topography of the VLF.

The Floridan aquifer underlies the surficial aquifer at the VLF and is separated from it by the clay units of the Hawthorn Group.[1] Karst features (e.g., sinkholes) developed historically in the sediments overlying the upper Floridan aquifer, resulting in the internal drainage characteristics of the region. As a result, runoff and surficial aquifer groundwater flow moves toward and into these karst features, often resulting in development of surface water bodies such as Lake Mitchell, which is located west of the VLF (Figure 1-1).

SEMI-ANNUAL GROUNDWATER FLOW ASSESSMENT

The groundwater flow assessment of the shallow and lower surficial aquifer was performed using the groundwater elevation data obtained on June 26, 2013. This groundwater flow assessment included collecting and compiling groundwater depth measurements, calculating groundwater elevations, and constructing site figures depicting groundwater contours and the estimated groundwater flow direction. Table 2-1 lists monitoring well numbers, measured depths to water, and calculated groundwater elevations. Water level maps generated for the shallow surficial aquifer and lower surficial aquifer are presented in Figures 2-1 and 2-2. These maps are generated using Surfer® Version 10, groundwater contouring computer program, with the interpretation verified by an SCS hydrogeologist.

Shallow Surficial Aquifer

The shallow surficial aquifer is defined here as the uppermost water-bearing zone of the undifferentiated sands and clayey sands that are part of the Hawthorn Group. A water level map of the shallow surficial aquifer was prepared from shallow surficial well data for the June 2013 sampling event and is provided on Figure 2-1.

[1] The Rust Environment and Infrastructure (RUST) August 1996 (Revised September 1998) report entitled "Keene Road Hydrogeologic Evaluation" Prepared for Waste Management Inc.

Table 2-1. Groundwater Elevation Measurements, Vista Landfill, Apopka, Florida.

Well No.	TOC Elevation (Feet NGVD)	Depth to Water (Feet Below Top of Casing)	June 26, 2013 Groundwater Elevation (Feet NGVD)
MW-1A	109.47	55.46	54.01
MW-1B	109.53	44.00	65.53
MW-2AR	87.22	35.61	51.61
MW-2B	88.46	38.20	50.26
MW-3A	92.87	42.16	50.71
MW-3B	93.06	42.34	50.72
MW-4A	82.04	32.25	49.79
MW-4B	83.18	32.35	50.83
MW-5A	81.86	27.59	54.27
MW-5B	81.27	31.02	50.25
MW-6AR	104.11	52.82	51.29
MW-6BR	103.99	52.69	51.30
MW-7A	109.26	44.12	65.14
MW-7B	109.13	56.78	52.35
MW-8R	99.60	46.61	52.99
MW-FL1	93.16	42.43	50.73
MW-FL2R	86.76	34.94	51.82
MW-FL3	97.49	47.25	50.24

Notes:

NGVD = National Geodetic Vertical Datum, 1929.

TOC = Top of Casing

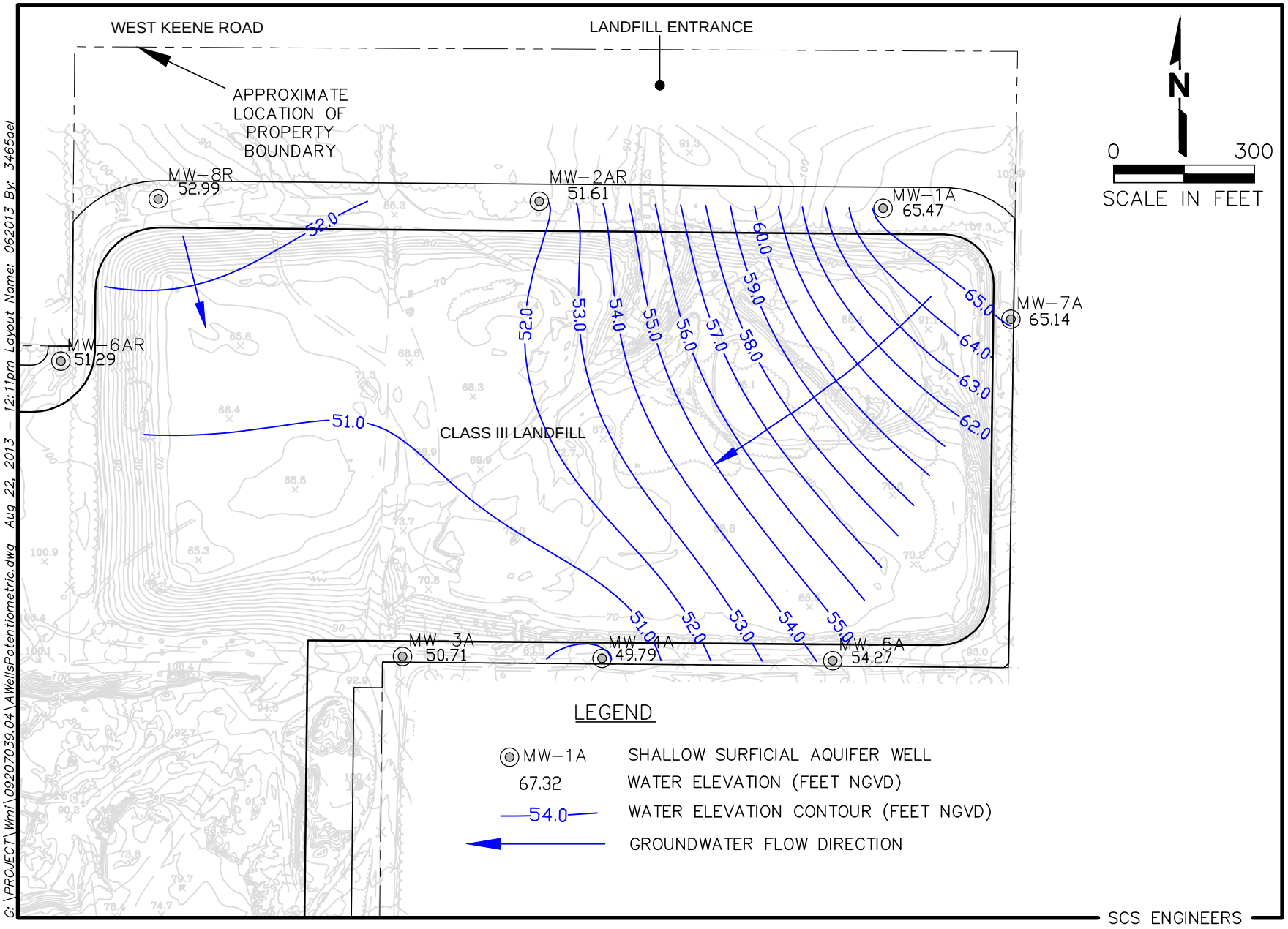

Figure 2-1. June 2013 Shallow Surficial Aquifer Water Level Map, Vista Landfill, Apopka, Florida.

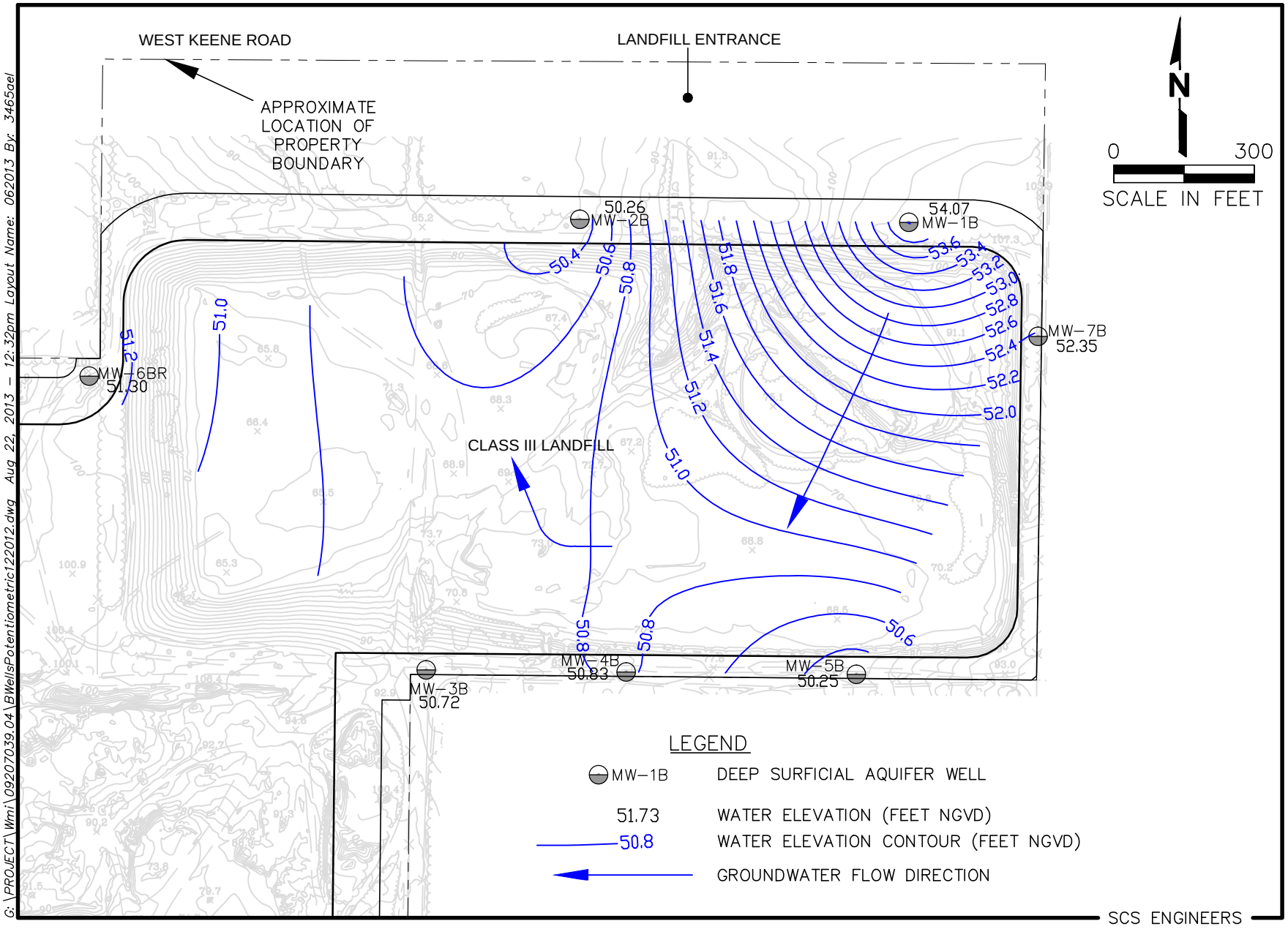

Figure 2–2. June 2013 Intermediate Surficial Aquifer Potentiometric Surface Map, Vista Landfill, Apopka, Florida.

Groundwater flow typically is expected to be perpendicular to the water level contours. Therefore, the approximate direction of groundwater flow in the shallow surficial aquifer is primarily to the southwest. A portion of the groundwater enters from the northwest section of the site and flows south then southwest. This groundwater flow configuration results from a combination of recharge from rainfall infiltration outside the bottom liner, interchange of groundwater with the underlying intermediate surficial aquifer, and lateral inflow to the shallow surficial aquifer from outside the VLF. The flow direction is consistent with previous flow assessments at the Vista Landfill.

Intermediate Surficial Aquifer

A potentiometric map of the intermediate surficial aquifer was prepared from intermediate surficial well data for the June 2013 sampling event (Figure 2-2). Groundwater flow within the intermediate surficial aquifer beneath the VLF apparently consists of multiple flow regimes, as indicated by the groundwater flow direction arrows on Figure 2-2. Groundwater entering from the site's western boundary flows east and northeast towards a slight low on the site's northern boundary. A portion of the groundwater enters near the northeast corner and moves to the south and southwest. This groundwater flow configuration is a combination of interchange of groundwater with the overlying shallow surficial aquifer and lateral inflow to the intermediate surficial aquifer from outside the VLF. These flow directions are consistent with previous flow assessments at the Vista Landfill.

Floridan Aquifer

Due to the limited number of "FL" zone wells for the site (MW-FL2R is a deep surficial aquifer monitoring well), potentiometric maps were not prepared. Regional potentiometric maps for the Floridan aquifer indicate that flow in the aquifer at the VLF is towards the northeast. This is confirmed by the water levels observed at the VLF at Floridan aquifer groundwater monitoring wells MW-FL1 and MW-FL3 (see Table 2-1).

3 LANDFILL MONITORING PROGRAM

The semi-annual program consists of monitoring the surficial and Floridan aquifer groundwater.

GROUNDWATER MONITORING PROGRAM

The surficial aquifer groundwater and Floridan aquifer groundwater currently are monitored at the site at 18 locations. The surficial aquifer is monitored in two zones: the shallow zone ("A" wells) and the intermediate zone ("B" wells). The Floridan aquifer is monitored by the "FL" wells, with the exception of MW-FL2R. Based on well logs and similar water levels to surficial aquifer intermediate zone wells, MW-FL2R appears to be installed in a deep portion of the surficial aquifer deep zone, possibly in a relict karst feature.

Well locations for each monitored zone are shown on Figure 1-2. The monitoring wells with their permitted designations as background or compliance, and respective aquifers for each monitored zone, are listed in Table 3-1. The construction details for the 18 active monitoring wells comprising the monitoring system are included in Table 3-2.

Table 3-1. Active Surficial Aquifer and Floridan Aquifer Groundwater Monitoring Wells at the Vista Landfill

Surficial Aquifer Shallow Zone	Surficial Aquifer Intermediate Zone	Surficial Aquifer Deep Zone	Floridan Aquifer
Background Monitoring Wells			
MW-1A	MW-1B		
MW-2AR	MW-2B		
MW-6AR	MW-6BR		
MW-7A			
MW-8R			
Compliance Monitoring Wells			
MW-3A	MW-3B		MW-FL1
MW-4A	MW-4B		
MW-5A	MW-5B		
	MW-7B		
		MW-FL2R	
			MW-FL3

Note:
1. Wells listed on the same row are part of a cluster of wells.

The current permit requires semi-annual sampling of the background and compliance monitoring wells for the field and laboratory parameters listed below.

TABLE 3-2. EXISTING MONITORING LOCATIONS AND CONSTRUCTION DETAILS, VISTA LANDFILL, APOPKA, FLORIDA

WACS ID	Water Quality Monitoring Site ID	Date Installed	Date Abandoned	Well Type	Aquifer Monitored	Top of Casing Elevation (NGVD)	Total Well Depth (Feet BLS)	Outer Casing Diameter/ Depth	Well Diameter	Screen Slot Size	Screen Length (feet)	Top of Screen (Feet BLS)	Bottom of Screen (Feet BLS)	Top of Screen (Feet NGVD)	Bottom of Screen (Feet NGVD)	Northing (NAD 1983)	Easting (NAD 1983)	Latitude (NAD 1983)	Longitude (NAD 1983)
19335	MW-1A[1]	4/20/2004	NA	BG	Shallow Surficial	109.47	69	NA	2	0.006	20	49	69	57	37	1565469.28	492550.11	28° 38' 21.30"	81° 30' 36.28"
19336	MW-1B	4/20/2004	NA	BG	Intermediate Surficial	109.53	96	NA	2	0.010	10	86	96	20	10	1565465.40	492545.32	28° 38' 21.27"	81° 30' 36.33"
ND	MW-2A	ND	1/15/2007	BG	Shallow Surficial	ND	ND	NA	ND	ND	ND	ND	ND	ND	ND	ND	ND	ND	ND
19337	MW-2AR	1/23/2007	NA	BG	Shallow Surficial	87.22	39.94	NA	2	0.006	10	29.44	39.44	59.91	49.91	1565481.98	491815.07	28° 38' 21.40"	81° 30' 44.53"
19338	MW-2B	4/22/2004	NA	BG	Intermediate Surficial	88.46	73	NA	2	0.006	10	63	73	20	10	1565471.82	491843.09	28° 38' 21.30"	81° 30' 44.21"
19339	MW-3A	4/13/2004	NA	CO	Shallow Surficial	92.87	56	NA	2	0.006	30	36	56	57	37	1564509.87	491522.95	28° 38' 11.76"	81° 30' 47.76"
19340	MW-3B	4/13/2004	NA	CO	Intermediate Surficial	93.06	83	NA	2	0.010	10	73	83	20	10	1564509.53	491514.75	28° 38' 11.76"	81° 30' 47.85"
19341	MW-4A	4/14/2004	NA	CO	Shallow Surficial	82.04	42	NA	2	0.006	20	22	42	57	37	1564505.59	491949.09	28° 38' 11.74"	81° 30' 42.98"
19342	MW-4B	4/14/2004	NA	CO	Intermediate Surficial	83.18	69	NA	2	0.006	10	59	69	20	10	1564505.16	491941.64	28° 38' 11.73"	81° 30' 43.06"
19343	MW-5A	4/14/2004	NA	CO	Shallow Surficial	81.86	40	NA	2	0.006	20	20	40	57	37	1564500.86	492441.55	28° 38' 11.71"	81° 30' 37.45"
19344	MW-5B	4/14/2004	NA	CO	Intermediate Surficial	81.27	67	NA	2	0.006	10	57	67	20	10	1564500.47	492433.39	28° 38' 11.71"	81° 30' 37.54"
ND	MW-6A	4/15/2004	1/12/2007	BG	Shallow Surficial	101.94	61	NA	2	0.010	20	41	61	57	37	ND	ND	ND	ND
19345	MW-6AR	1/30/2007	NA	BG	Shallow Surficial	104.11	69.37	NA	2	0.010	20	48.87	68.87	52.27	32.27	1565140.42	490793.55	28° 38' 17.97"	81° 30' 55.98"
ND	MW-6B	4/15/2004	1/12/2007	BG	Intermediate Surficial	101.98	88	NA	2	0.010	10	78	88	20	10	ND	ND	ND	ND
19346	MW-6BR	1/30/2007	NA	BG	Intermediate Surficial	103.99	88.58	NA	2	0.010	10	78.08	88.08	22.98	12.98	1565137.25	490795.56	28° 38' 17.94"	81° 30' 55.95"
19347	MW-7A	4/20/2004	NA	BG	Shallow Surficial	109.26	69	NA	2	0.006	20	49	69	57	37	1565230.04	492821.74	28° 38' 18.95"	81° 30' 33.22"
19348	MW-7B	4/19/2004	NA	CO	Intermediate Surficial	109.13	96	NA	2	0.01	10	86	96	20	10	1565222.30	492821.61	28° 38' 18.87"	81° 30' 33.22"
ND	MW-8	4/23/2004	1/12/2007	BG	Shallow Surficial	99.7	60	NA	2	0.006	10	50	60	47	37	ND	ND	ND	ND
19868	MW-8R	1/25/2007	NA	BG	Shallow Surficial	99.6	72.12	NA	2	0.006	10	61.62	71.72	35.05	25.05	1565489.06	490997.80	28° 38' 21.43"	81° 30' 53.70"
19879	MW-FL1	4/13/2004	NA	CO	Floridan	93.16	125	NA	2	0.010	10	115	125	-45	-35	1564509.43	491507.05	28° 38' 11.76"	81° 30' 47.94"
ND	MW-FL2	4/22/2004	1/15/2007	CO	Floridan	87.4	130	NA	2	0.006	10	120	130	-45	-35	ND	ND	ND	ND
19880	MW-FL2R	1/29/2007	NA	CO	Deep Surficial	86.76	129.95	6"/0' to 80'	2	0.006	10	119.45	129.45	-45.54	-35.54	1565501.29	491655.91	28° 38' 21.58"	81° 30' 46.32"
19881	MW-FL3	4/21/2004	NA	CO	Floridan	97.49	140	NA	2	0.010	10	130	140	-45	-35	1565463.35	492205.45	28° 38' 21.23"	81° 30' 40.15"
22828	L-1	NA	NA	CO	Leachate	NA	NA	NA	NA	NA	NA	NA	NA	NA	NA	ND	ND	ND	ND

Notes:
1. Survey Information was obtained from the May 25, 2007 Geosyntec Consultants Environmental Monitoring Location Map.
2. Well construction information obtained from the July 2004, Collinas Group, Inc., Groundwater Monitoring Well Installation Report, Buttrey Landfill Parcel.
3. Well construction information obtained from the March 15, 2007, Professional Service Industries, Inc., Monitoring Well Completion and Well Abandonment Report.
4. NGVD = National Geodetic Vertical Datum of 1929.
5. NAD 1983 = North American Datum of 1983.
6. WACS = State Water Assurance Compliance System.
7. BLS = Below Landsurface.
8. NA = Not Applicaple.
9. BG = Background.
10. CO = Compliance.
11. ND = Data not available.
12. OT = Other.
13. ID = Identification.

Field Parameters

- Static water level before purging
- Specific conductivity
- pH
- Dissolved oxygen
- Turbidity
- Temperature
- Color and sheens by observation

Laboratory Parameters

- Total ammonia-nitrogen
- Chlorides
- Iron
- Mercury
- Nitrate
- Sodium
- Total dissolved solids (TDS)
- Parameters listed in 40 CFR (Code of Federal Regulations) Part 258, Appendix I

Additional Parameters

During the initial background monitoring event prior to the placement of waste, some parameters exceeded the Primary Drinking Water Standards (PDWS) or Secondary Drinking Water Standards (SDWS). These included the following parameters which were added to the semi-annual monitoring:

- Aluminum
- Manganese
- Gross Alpha

Semi-annual reporting of the results of groundwater sampling is performed in accordance with the VLF MPIS.

LEACHATE MONITORING PROGRAM

E-mail correspondence dated September 25, 2012, from Kim Rush, FDEP, granted approval to remove annual leachate sampling and analysis from the site requirements per the Chapter 62-701, FAC, rule change. Leachate sampling was terminated accordingly.

SEMI-ANNUAL GROUNDWATER MONITORING EVENT

Appendix A includes the laboratory analytical data and field forms. Table 3-3 lists groundwater quality detections and exceedances. In accordance with Chapter 62-701, FAC, groundwater results were compared to PDWS and SDWS listed in Chapter 62-550. For this routine

Table 3-3. Summary of Groundwater Quality Analytical Results (Detected Parameters Only)
Vista Landfill, June 2013

Parameter	Standard	MCL	Units	MW-1A	MW-1B	MW-2AR	MW-2B	MW-3A	MW-3B	MW-4A	MW-4B	MW-5A	MW-5B	MW-6AR	MW-6BR	MW-7A	MW-7B	MW-8R	MW-FL1	MW-FL2R	MW-FL3
Well type				BG	BG	BG	BG	CO	CO	CO	CO	CO	CO	BG	BG	BG	CO	BG	CO	CO	CO
Volatile Organic Compounds																					
Acetone	GCTL	6300	ug/L	1.9 U	1.9 U	1.9 U	1.9 U	1.9 U	1.9 U	4 I	1.9 U	1.9 U	1.9 U	1.9 U	1.9 U	1.9 U	1.9 U	1.9 U	1.9 U	1.9 U	1.9 U
Chloroform	GCTL	70	ug/L	0.16 U	0.16 U	0.16 U	0.16 U	0.16 U	0.16 U	0.16 U	0.16 U	0.16 U	0.16 U	0.16 U	0.37 I	0.16 U	0.16 U	0.16 U	0.16 U	0.16 U	0.16 U
Toluene	SDWS	40	ug/L	0.17 U	0.17 U	0.17 U	0.17 U	0.26 I	0.17 U	0.17 U	0.17 U	0.17 U	0.17 U	0.17 U	0.17 U	0.17 U	0.17 U	0.17 U	0.17 U	0.17 U	0.94 I
Xylenes (total)	SDWS	20	ug/L	0.19 U	0.19 U	0.19 U	0.19 U	0.19 U	0.19 U	0.19 U	0.19 U	0.19 U	0.19 U	0.19 U	0.19 U	0.19 U	0.19 U	0.19 U	0.19 U	0.19 U	3.5
Metals																					
Aluminum	SDWS	200	ug/L	150	18 U	1400	560	270	120	150	110	220	100	730	520	85 I	63 I	1400	49 I	1100	150
Antimony	PDWS	6	ug/L	0.4 U	0.4 U	0.4 U	0.4 U	0.4 U	0.4 U	0.4 U	0.4 U	0.4 U	0.4 U	0.4 U	0.4 U	0.4 U	0.4 U	0.79 I	0.4 U	0.79 I	0.4 U
Arsenic	PDWS	10	ug/L	0.33 U	2.7 I	0.33 I	0.37 I	0.33 U	0.33 I	0.33 U	0.33 U	0.33 U	8.3	0.38 I	1.1 I	0.33 U	0.68 I	1.1 I	0.44 I	1.1 I	0.65 I
Barium	PDWS	2000	ug/L	23 V	10 V	23 V	13 V	51	42	19	9.7 I	24	9.9 I	24	10	15 V	5.8 IV	17 V	29	19 V	30 V
Beryllium	PDWS	4	ug/L	0.08 U	0.08 U	0.091 I	0.08 U	0.1 I	0.08 U	0.11 I	0.08 U	0.08 U	0.08 U	0.17 I	0.08 U	0.08 U	0.08 U	0.08 U	0.08 U	0.08 U	0.08 U
Cadmium	PDWS	5	ug/L	0.45 U	0.45 U	0.45 U	0.45 U	0.45 U	0.45 U	0.45 U	0.45 U	0.45 U	0.45 U	0.9 I	0.58 I	0.45 U	0.45 U	0.45 U	0.45 U	0.45 U	0.45 U
Chromium	PDWS	100	ug/L	1.5 I	0.66 U	4.8 I	2.1 I	1.5 I	1.8 I	0.96 I	0.75 I	0.8 I	0.66 U	4.1 I	22	1.2 I	0.66 U	3.6 I	0.66 U	12	1.1 I
Cobalt	GCTL	140	ug/L	1.2 I	1.2 U	1.2 U	1.2 U	1.2 U	1.2 U	1.2 U	1.2 U	1.2 U	1.2 U	1.2 U	1.2 U	1.2 U	1.2 U	1.2 U	1.2 U	1.2 U	1.2 U
Copper	SDWS	1000	ug/L	3.3 I	1.5 I	2.1 I	1.8 I	1.6 I	1.7 I	1.9 I	2.4 I	1.4 I	1.4 I	2.5 I	2.2 I	2.7 I	1.4 U	2.2 I	2.2 I	2 I	1.4 U
Iron	SDWS	300	ug/L	98 I	22 U	530	220	120	64 I	160	68 I	80 I	56 I	510	660	86 I	37 I	1100	75 I	100	150
Lead	PDWS	15	ug/L	2.6 U	2.6 U	2.8 I	2.6 U	2.6 U	2.6 U	2.6 U	2.6 U	2.6 U	2.6 U	2.6 U	2.6 U	2.6 U	2.6 U	2.6 U	2.6 U	2.6 U	2.6 U
Manganese	SDWS	50	ug/L	1.5 IV	0.8 IV	5.3 I	2.7 IV	3.5 I	7.8 I	32	8.3 I	20	3.2 I	12	39	1.3 IV	0.63 IV	7 I	15	1.1 IV	27
Mercury	PDWS	2	ug/L	0.027 U	0.027 U	0.027 U	0.027 U	0.027 U	0.027 U	0.027 U	0.027 U	0.027 U	0.027 U	0.16 I	0.027 U	0.027 U	0.027 U	0.027 U	0.027 U	0.027 U	0.027 U
Nickel	PDWS	100	ug/L	4.6 I	1.3 U	1.3 U	1.3 U	1.3 U	1.3 U	3.1 I	2.2 I	1.3 U	1.3 U	2.3 I	2.7 I	1.9 I	1.3 U	1.3 U	1.8 I	1.3 U	1.3 U
Silver	SDWS	100	ug/L	0.93 U	0.93 U	0.93 U	0.93 U	0.93 U	0.93 U	0.93 IV	1.2 IV	0.93 U	0.93 U	0.93 U	0.93 U	0.93 U	0.93 U	0.93 U	1.2 IV	0.93 U	0.93 U
Sodium	PDWS	160	mg/L	7	4.8	2	4.8	2.5	3.6	1.4	1	1.5	3.8	11	7.4	6	6.4	14	6.2	1.8	5.1
Thallium	PDWS	2	ug/L	0.05 U	0.05 U	0.05 U	0.05 U	0.053 I	0.1 I	0.05 U	0.05 U	0.05 U	0.05 U	0.075 I	0.17 I	0.078 I	0.05 U	0.093 I	0.15 I	0.05 U	0.054 I
Vanadium	GCTL	49	ug/L	1.6 I	1.1 U	2.6 I	3.2 I	1.1 U	2 I	1.1 U	1.1 U	1.1 U	1.1 U	2.5 I	5.2 I	1.2 I	1.1 U	4.4 I	1.1 U	14	1.2 I
Zinc	SDWS	5000	ug/L	4.5 U	8.6 I	8.3 I	6.9 I	6.2 I	4.9 I	230	7.6 I	70	4.5 U	9.9 I	6.6 I	4.5 U	4.5 U	6.9 I	7 I	4.5 U	4.5 U
Radiochemistry																					
Gross Alpha	PDWS	15	pCi/L	3.29	4.62	1.56	4.18	8.71	4.2	0.57 U	0.791	1.75	5.22	3.11	3.39	2.63	1.04	13.5	2.52	0.699 U	3.54
General Chemistry																					
Ammonia as N	GCTL	2.8	mg/L	0.022 U	0.022 U	0.062 I	0.03 I	0.022 U	0.022 U	0.022 U	0.022 U	0.022 U	0.022 U	0.022 U	0.022 U	0.029 I	0.022 U	0.022 U	0.022 U	0.022 U	0.022 U
Chloride	SDWS	250	mg/L	13	6.8	2.4 I	6.6	3.7	6.6	1.8 I	2.4 I	2.7 I	7.5	22	20	11	4.1	4.6	19	5	9.8
Nitrate (as N)	PDWS	10	mg/L	11	0.087 I	0.57	0.64	3	1.7	1.2	1.5	2.7	0.54	12	4	13	0.042 U	1.3	1.1	0.35 I	0.042 U
Total Dissolved Solids	SDWS	500	mg/L	260	110	22	79	49	92	19	16	15	110	150	140	240	79	100	180	99	150
Field Parameters																					
Conductivity	NS	NS	umhos/cm	377	178	25	149	92	203	57	33	65	219	223	274	309	136	180	322	249	251
Dissolved Oxygen	NS	NS	mg/L	0.6	0.7	4.3	0.5	4.3	3.1	0.6	6.4	2.5	0.1	3.8	2.8	1.2	0.5	2.5	0.2	2	0
Dissolved Oxygen	MPIS	20	% Sat.	7.13	8.32	53.98	6.05	53.01	39.62	7.53	81.79	31.38	1.28	47.7	33.89	14.26	5.94	31.38	2.47	24.21	0
Field Temperature	NS	NS	Degrees C	23.9	23.8	27.4	25.2	26.5	27.7	27.3	28.1	27.3	28.3	26.9	25.3	23.8	23.5	26.7	26.5	25.1	24.9
Field pH	SDWS	6.5-8.5	SU	7.46	7.62	5.28	7.94	5.39	7.64	4.78	5	4.37	7.46	4.87	7.24	6.95	6.78	7.04	7.19	9.76	7
Turbidity	NS	NS	NTU	0.39	1.29	3.75	5.42	4.08	2.75	2.18	4.04	5.89	3.19	4.94	2.11	1.07	4.58	15.15	3.18	2.13	3.38

NOTES:
1. PDWS = Primary Drinking Water Standard (62-550 F.A.C.)
2. SDWS = Secondary Drinking Water Standard (62-550 F.A.C.)
3. GCTL = Groundwater Clean-up Target Level (62-777 F.A.C.)
4. MPIS = Monitoring Plan Implementation Schedule
5. NS = No numeric standard has been set for this analyte.
6. mg/L = milligrams per liter
7. ug/L= micrograms per liter
8. NTU = nephelometric turbidity units
9. Yellow shaded values indicate parameter concentrations exceeded respective PDWS, SDWS, or GCTL.
10. deg C = Degrees Celcius
11. STD = Standard
12. umhos/cm = micromhos per centimeter
13. pCi/L = picocuries per liter
14. U = Analyte concentration was below the laboratory detection limit (value shown).
15. I = Analyte concentration was between the laboratory detection limit and laboratory practical.
16. V = Analyte was detected in the sample and an associated method blank.
17. Calculated from http://www.fivecreeks.org/monitor/do.html.
18. BG= Background well
19. CO = Compliance well
20. Dry = Well went dry during sampling preventing collection of all analytes.
21. T.O.N. = Threshold odor number.
22. mV = milliVolts
23. % Sat = Percent saturation

groundwater monitoring report, groundwater cleanup target levels (GCTLs) in Rule 62-777, FAC, were used for constituents that do not have a PDWS or SDWS as a screening tool for potential anomalies in the concentration data that may require further consideration or review. Per Chapter 62-701.510(7)(c)2), GCTLs are only applicable to solid waste facilities outside of the zone of discharge.

Metals Exceedances

Metals with concentrations in excess of applicable groundwater standards or GCTLs in select wells include:

- Aluminum
- Iron

These exceedances are discussed below and are listed in Table 3-3. As discussed in previous monitoring reports, aluminum and iron were present in groundwater at the VLF in excess of their respective SDWS concentrations prior to waste placement.

Aluminum

The FDEP SDWS of 200 micrograms per liter (μg/L) for aluminum was exceeded at background wells MW-2AR (1,400 μg/L), MW-2B (560 μg/L), MW-6AR (730 μg/L), MW-6BR (520 μg/L), and MW-8R (1,400 μg/L), and at compliance wells MW-3A (270 μg/L), MW-5A (220 μg/L), and MW-FL2R (1,100 μg/L).

The concentrations of aluminum in several background wells are significantly above the FDEP SDWS, indicating that aluminum concentrations are naturally elevated in this area and do not appear to be related to the landfill operations.

The concentrations detected at background monitoring wells MW-6AR, MW-6BR, and MW-8R are elevated above recent concentrations indicating that an upgradient site may be impacting these wells. In addition, there are no trends for landfill indicator parameters which further supports that these aluminum exceedances are not related to landfill activities.

The concentrations detected at background monitoring wells MW-2AR and MW-2B, and at compliance wells MW-3A, MW-5A, and MW-FL2R are consistent with the monitoring event data for the VLF collected prior to waste placement.

Iron

The concentration of iron in the groundwater at VLF ranged from non-detected to 1,100 μg/L during the June 2013 semi-annual sampling. The FDEP SDWS of 300 μg/L for iron was exceeded at background wells MW-2AR (530 μg/L), MW-6AR (510 μg/L), MW-6BR (660 μg/L), and MW-8R (1,100 μg/L).

The concentrations detected at background monitoring wells MW-2AR, MW-6AR, MW-6BR, and MW-8R are elevated above recent concentrations indicating that an upgradient site may be impacting these wells. There are no trends for landfill indicator parameters (chloride, sodium, and ammonia) and therefore, the iron exceedances are not thought to be related to landfill activities.

Inorganic Parameters Exceedances and Trends

Nitrate at specific wells exceeded the applicable PDWS. Additionally, the pH concentrations at some monitoring wells fell outside the SDWS range for pH. These parameters are discussed below.

Nitrate

The FDEP PDWS of 10 milligrams per liter (mg/L) for nitrate was exceeded slightly at background wells MW-1A (11 mg/L), MW-6AR (12 mg/L), and MW-7A (13 mg/L). These results were consistent with recent nitrate values obtained from these wells.

No exceedances of nitrate occurred at other monitoring wells. The exceedances at MW-1A, MW-6AR, and MW-7A are not due to the landfill. These wells are located hydraulically up gradient and, in the case of MW-7A, nitrate was detected in previous monitoring events prior to the placement of waste. Nitrate exceedances may be related to Rapid Infiltration Basin (RIB) facilities, which have been previously documented as potential sources for nitrates.[2]

pH

The pH was below the SDWS range of 6.5 to 8.5 units in background monitoring well MW-2AR (5.28 units), MW-6AR (4.87 units), and MW-6AR (4.96 units), and in compliance wells MW-3A (5.39 units), MW-4A (4.78 units), MW-4B (5.00 units), and MW-5A (4.37 units). Low groundwater pH in this region is the result of low pH in precipitation, rapid recharge, and little buffering capacity of the surficial sands. The pH levels observed at VLI are characteristic of the ground water in this region of Florida.

The pH was above the SDWS range of 6.5 to 8.5 units in monitoring well MW-FL2R (9.76 units). The high pH indicates the potential presence of grout in the sand pack that may be due to well construction or related to the abandonment of MW-FL2. However, the groundwater analytical data show that the problem only affects the pH, and that the overall geochemistry is similar to the other wells. Therefore, this well is suitable to continue as a compliance well with the understanding that the pH may be elevated and is considered an artifact of well construction.

Organic Parameters Exceedances and Trends

Organic parameters were not detected above their respective PDWS, SDWS, and GCTLs.

[2] Special Publication SJ2006-SP3, *Estimates Of Upper Floridan Aquifer Recharge Augmentation Based On Hydraulic And Water-Quality Data (1986-2002) From The Water Conserv II RIB Systems, Orange County, Florida* (http://sjr.state.fl.us/programs/outreach/pubs/techpubs/pdfs/SP/SJ2006-SP3.pdf)

Volatile Organic Compound Detections

There were low level volatile organic compound (VOC) detections below FDEP water quality standards. Acetone was detected at an estimated concentration below the GCTL (6,300 μg/L) at compliance monitoring well MW-4A (4.0 **I** μg/L). Chloroform was detected at an estimated concentration below the GCTL (70 μg/L) at background monitoring well MW-6BR (0.37 **I** μg/L). Toluene was detected at estimated concentrations below the SDWS (40 μg/L) at compliance monitoring wells MW-3A (0.26 **I** μg/L) and MW-FL3 (0.94 **I** μg/L). Total xylenes were detected below their respective SDWS (20 μg/L) in monitoring well MW-FL3 (3.5 μg/L).

Semi-Volatile Organic Compound Detections

Semi-volatile organic compounds were not detected during the June 2013 monitoring event.

Dissolved Oxygen

Dissolved oxygen values (calculated from field measurements) were above the VLF MPIS limit of not greater than 20 percent oxygen saturation at background monitoring wells MW-2AR (53.98%), MW-6AR (47.70%), MW-6BR (33.89%), and MW-8R (31.38%), and at compliance monitoring wells MW-3A (53.01%), MW-3B (39.62%), MW-4B (81.79%), MW-5A (31.38%), and MW-FL2R (24.21%).

Monitoring wells were purged and sampled with a bladder pump at a low flow rate as indicated by their relative gpm (gallons per minute) pumping rates as follows: MW-2AR (0.08 gpm), MW-3A (0.11 gpm), MW-3B (0.09 gpm), MW-4B (0.09 gpm), MW-5A (0.13 gpm), MW-6AR (0.09 gpm), MW-6BR (0.15 gpm), MW-8R (0.08 gpm), and MW-FL2R (0.24 gpm). During the stabilization readings the dissolved oxygen concentration remained relatively steady.

4 RESPONSE TO FDEP MAY 28, 2013 LETTER

The following are responses to the FDEP letter dated May 28, 2013, "Review of 2012 December Groundwater Monitoring Report" that were addressed to Mr. Paul Bermillo, Waste Management Inc. of Florida.

FDEP Comment:

Although the benzene concentration of 0.81 µg/L in MW-FL3 was below groundwater quality standards, future reports from the facility should note whether the benzene concentration is increasing.

SCS Response:

The benzene concentration in MW-FL3 was at an estimated concentration of 0.81 **I** µg/L and the only detection above the MDL since 2010. Concentrations between the laboratory method detection limit (MDL) and the practical quantification limit (PQL) are not quantifiable, susceptible to false positives, and therefore are generally not accurate to use for trend analysis. Note that the analytical result for the following sampling event was below the MDL indicating the referenced detection was a false positive.

FDEP Comment:

Please explain why the facility requested analyses and reported results for parameters that are not required by its Monitoring Plan Implementation Schedule dated October 1, 2012. Those parameters are semi-volatile organic compounds, coliforms, asbestos, herbicides, dioxins and furans, carbamates, radioactive materials, and polychlorinated biphenyls.

SCS Response:

The facility is required to monitor these parameters once every five years (for permit renewal) by the City of Apopka. Currently, the City of Apopka, along with the Orange County Environmental Protection Division, is reviewing if they will continue to require the additional analysis for permit renewal.

FDEP Comment:

The facility's data upload to the Water Assurance Compliance System (WACS) is incomplete. This appears to be an electronic data submission problem unrelated to well sampling events or analytical testing. Out of the 18 monitoring wells, only MW-2A and MW-5A have complete analytical data entry. The other 16 monitoring wells have analytical data missing for the following 24 parameters. Please work with Clark Moore (clark.moore@dep.state.fl.us) to resolve the problem.

SCS Response:

Acknowledged. The laboratory has corrected the ADaPT file and it is included on the attached CD.

FDEP Comment:

There are no records indicating the facility notified the Department of the December 2012 monitoring well samplings. The facility must notify the Department of all groundwater sampling events.

SCS Response:

Notification was provided in an email from Ken Guilbeault, dated November 26, 2012, with the subject "Notification of upcoming sampling - Keene Road, Pine Ridge, Vista, and Bayside Landfills", addressed to Tom Lubozynski, Gloria-Jean DePradine, Jay Davoll, Laxsamee Levin, and Arnaldo Mercado. The email was acknowledged as being received by Gloria-Jean DePradine on November 26, 2012.

FDEP Comment:

The first page of the TestAmerica laboratory's "Case Narrative" pages indicates that the laboratory received two samples on December 15, 2012, but none of the Chain of Custody forms show that date as a received date. One of the Chain of Custody forms lists a trip blank, but the laboratory noted it was not received.

SCS Response:

Pages 484 and 485 of 715 show a received date of December 15, 2012.

FDEP Comment:

TestAmerica laboratory was used to measure dissolved oxygen, pH, specific conductivity, temperature, turbidity, colors and sheens. The laboratory specifically notes that pH should be performed in the field immediately following sampling. The MPIS specifically indicates all of those parameters are "Field Parameters."

SCS Response:

TestAmerica was used to measure a laboratory pH as required by the OCEPD. The field parameters listed were performed in the field and are listed on the TestAmerica laboratory report for convenience purposes. The laboratory report notes the method for these parameters as "field sampling". The groundwater sampling logs list the field measurements and are included in the laboratory report (pages 505 to 523 of 715).

FDEP Comment:

The Groundwater Sampling Logs are incomplete. Specifically, neither the "Well Volume Purge" nor the "Sampling Data" sections contain data. The "Sampling Data" section references seeing

the Chain of Custody form and bottle order worksheet for the data, but the sample volume taken from the wells is not recorded on any of the chain of custody forms. Please complete each column of the "Sampling Data" section for future reports. If there is insufficient water volume for sampling, this should be noted on the Groundwater Sampling Log.

SCS Response:

Acknowledged. The sampling contractor will be asked to fill out these sections for future monitoring events.

5 SUMMARY

Groundwater flow assessment shows that shallow surficial aquifer groundwater in the vicinity of the site flows toward the southwest corner of the landfill. The groundwater flow direction in the intermediate surficial aquifer is variable with groundwater flowing into the site from the northeast corner and flowing to the south-southeast and with groundwater flowing into the site from the southern and western boundaries flowing to the northwest corn of the site. Regional potentiometric maps for the Floridan aquifer indicate that flow is towards the northeast and is confirmed by the data from the Floridan aquifer monitoring wells.

E-mail correspondence dated September 25, 2012, from Kim Rush, FDEP, granted approval to remove annual leachate sampling and analysis from the site requirements per the Chapter 62-701, FAC, rule change. Leachate sampling was terminated accordingly.

Aluminum concentrations were detected above the SDWS in select monitoring wells and are related to background concentrations. The detected concentrations at background wells MW-6AR, MW-6BR, and MW-8R were elevated above recent sampling events. These aluminum exceedances are not thought to be related to landfill activities because there are no trends for landfill indicator parameters. The other aluminum exceedances are consistent with historical data.

Iron was detected above the SDWS in background wells MW-2AR, MW-6AR, MW-6BR, and MW-8R. The iron concentrations were elevated above recent sampling events. These iron exceedances are not thought to be related to landfill activities because there are no trends for landfill indicator parameters.

Nitrate exceeded its PDWS in background monitoring wells MW-1A, MW-6AR, and MW-7A. The slightly elevated nitrate levels are attributed to background conditions, possibly associated with local RIBs facilities.

Field pH levels fell outside the SDWS range for pH at select monitoring wells. The low pH levels in select monitoring wells are attributed to Florida's ambient groundwater quality characteristics due to low pH rainfall, rapid recharge, and the limited buffering capability of Florida's sandy soils. The elevated level of pH in monitoring well MW-FL2R is considered an artifact of well construction.

Dissolved oxygen values (field measurement) were above the VLF MPIS limit of not greater than 20% oxygen saturation in the groundwater at background monitoring wells MW-2AR, MW-6AR, MW-6BR, and MW-8R, and at compliance monitoring wells MW-3A, MW-3B, MW-4B, MW-5A, and MW-FL2R. These measurements were collected using low flow techniques and are considered to be a natural characteristic of the aquifer system at these wells.

APPENDIX A

LABORATORY ANALYTICAL RESULTS AND FIELD FORMS

TestAmerica

THE LEADER IN ENVIRONMENTAL TESTING

ANALYTICAL REPORT

TestAmerica Laboratories, Inc.
TestAmerica Denver
4955 Yarrow Street
Arvada, CO 80002
Tel: (303)736-0100

TestAmerica Job ID: 280-43807-1
Client Project/Site: FL26|Vista
Sampling Event: Annual GW June

For:
Waste Management
Keene Road Landfill
242 West Keene Road
Apopka, Florida 32703

Attn: Mr. Paul Bermillo

Danielle Harrington

Authorized for release by:
7/29/2013 9:06:13 AM

Danielle Harrington, Project Manager I
danielle.harrington@testamericainc.com

LINKS

Review your project results through TotalAccess

Have a Question? Ask The Expert

Visit us at: www.testamericainc.com

The test results in this report meet all 2003 NELAC and 2009 TNI requirements for accredited parameters, exceptions are noted in this report. This report may not be reproduced except in full, and with written approval from the laboratory. For questions please contact the Project Manager at the e-mail address or telephone number listed on this page.

This report has been electronically signed and authorized by the signatory. Electronic signature is intended to be the legally binding equivalent of a traditionally handwritten signature.

Results relate only to the items tested and the sample(s) as received by the laboratory.

Table of Contents

Cover Page 1
Table of Contents 2
Definitions/Glossary 3
Case Narrative 4
Detection Summary 6
Method Summary 18
Sample Summary 19
Client Sample Results 20
Surrogate Summary 70
QC Sample Results 72
QC Association Summary 99
Lab Chronicle 111
Chain of Custody 122
Receipt Checklists 203

Qualifiers

GC/MS VOA

Qualifier	Qualifier Description
J3	Estimated value; value may not be accurate. Spike recovery or RPD outside of criteria.
U	Indicates that the compound was analyzed for but not detected.
I	The reported value is between the laboratory method detection limit and the laboratory practical quantitation limit.

GC Semi VOA

Qualifier	Qualifier Description
U	Indicates that the compound was analyzed for but not detected.

Metals

Qualifier	Qualifier Description
J3	Estimated value; value may not be accurate. Spike recovery or RPD outside of criteria.
U	Indicates that the compound was analyzed for but not detected.
I	The reported value is between the laboratory method detection limit and the laboratory practical quantitation limit.
V	Indicates that the analyte was detected at or above the method detection limit in both the sample and the associated method blank and the value of 10 times the blank value was equal to or greater than the associated sample value.

General Chemistry

Qualifier	Qualifier Description
U	Indicates that the compound was analyzed for but not detected.
I	The reported value is between the laboratory method detection limit and the laboratory practical quantitation limit.
Q	Sample held beyond the accepted holding time.

Rad

Qualifier	Qualifier Description
F	MS or MSD exceeds the control limits
F	Duplicate RPD exceeds the control limit
G	The Sample MDC is greater than the requested RL.
U	Indicates the analyte was analyzed for but not detected.

Glossary

Abbreviation	These commonly used abbreviations may or may not be present in this report.
¤	Listed under the "D" column to designate that the result is reported on a dry weight basis
%R	Percent Recovery
CNF	Contains no Free Liquid
DER	Duplicate error ratio (normalized absolute difference)
DL, RA, RE, IN	Indicates a Dilution, Re-analysis, Re-extraction, or additional Initial metals/anion analysis of the sample
DLC	Decision level concentration
MDA	Minimum detectable activity
EDL	Estimated Detection Limit
MDC	Minimum detectable concentration
MDL	Method Detection Limit
ML	Minimum Level (Dioxin)
NC	Not Calculated
ND	Not detected at the reporting limit (or MDL or EDL if shown)
PQL	Practical Quantitation Limit
QC	Quality Control
RER	Relative error ratio
RL	Reporting Limit or Requested Limit (Radiochemistry)
RPD	Relative Percent Difference, a measure of the relative difference between two points
TEF	Toxicity Equivalent Factor (Dioxin)
TEQ	Toxicity Equivalent Quotient (Dioxin)

Job ID: 280-43807-1

Laboratory: TestAmerica Denver

Narrative

CASE NARRATIVE

Client: Waste Management

Project: FL26|Vista

Report Number: 280-43807-1

With the exceptions noted as flags or footnotes, standard analytical protocols were followed in the analysis of the samples and no problems were encountered or anomalies observed. In addition all laboratory quality control samples were within established control limits, with any exceptions noted below. Each sample was analyzed to achieve the lowest possible reporting limit within the constraints of the method. In some cases, due to interference or analytes present at high concentrations, samples were diluted. For diluted samples, the reporting limits are adjusted relative to the dilution required.

This report may include reporting limits (RLs) less than TestAmerica's standard reporting limit. The reported sample results and associated reporting limits are being used specifically to meet the needs of this project. Note that data are not normally reported to these levels without qualification because they are inherently less reliable and potentially less defensible than required by the latest industry standards.

This submission may contain field data obtained by the sampler. The methods referenced in this submission for the field data results may not be the methods used to obtain the field data by the sampler.

RECEIPT

Ten samples were received on 06/27/2013 at temperatures of 5.7C, 4.7C, and 0.3C. These samples have been logged in login 280-43807-1.

Eleven samples were received on 06/28/2013 at temperatures of 3.0C, 2.9C, and 2.7C. These samples have been logged in login 280-43853-1.

Please note, it was discovered that the sample MW-1A and MW-1B was swapped in the field. The corrected chain of custody and field forms have been provided for the final report.

All sample bottles were received in acceptable condition.

HOLDING TIMES

Due to the initial Total Dissolved Solids result not matching the historical data , sample MW-5A was re-analyzed outside the prescribed hold time for Total Dissolved Solids and was within historical limits. Both sets of data are included in this report. Please note that the sample results should be considered estimated.

All other Holding Times were met.

METHOD BLANKS

Low levels of Silver are present in the method blank associated with QC batch 280-181567. Because the concentration in the method blank is not present at a level greater than the reporting limit, corrective action is deemed unnecessary.

Low levels of Barium and Manganese are present in the method blank associated with QC batch 280-181417. Because the concentration in the method blank is not present at a level greater than the reporting limit, corrective action is deemed unnecessary.

All other Method Blanks were within the acceptance limits.

Job ID: 280-43807-1 (Continued)

Laboratory: TestAmerica Denver (Continued)

LABORATORY CONTROL SAMPLES (LCS)
All Laboratory Control Samples were within the acceptance limits.

MATRIX SPIKE (MS) and MATRIX SPIKE DUPLICATES (MSD)
Laboratory generated MS/MSD analysis data have been provided. The MS/MSD for method 8260B exhibited spike compound recoveries outside the QC limits for 1,2-Dichloropropane. The acceptable LCS analysis data indicated that the analytical system was operating within control; therefore, corrective action is deemed unnecessary.

The method 8011 required MS/MSD could not be performed for batch 280-128401, due to insufficient sample volume submitted. Method precision and accuracy have been verified by the acceptable LCS/LCSD analysis data.

MS/MSD analyses were performed on sample MW-8R. The MS/MSD for method 6010B exhibited spike recoveries outside the QC limits for Aluminum. The acceptable LCS analysis data indicated that the analytical system was operating within control; therefore, corrective action is deemed unnecessary.

Laboratory generated MS/MSD analysis data have been provided. The MS/MSD for method 7470A exhibited spike recoveries outside the QC limits for Mercury. The acceptable LCS analysis data indicated that the analytical system was operating within control; therefore, corrective action is deemed unnecessary.

GENERAL CHEMISTRY
Samples MW-7A, MW-1A, and MW-6AR were analyzed at dilutions for Method 300.0A due to high concentrations of Nitrate. The reporting limits have been adjusted accordingly.

General Comments

The analyses for Radiochemistry were performed at the TestAmerica St. Louis laboratory.
TestAmerica St. Louis
13715 Rider Trail North
Earth City, MO 63045
Phone: 314-298-8566

Detection Summary

Client: Waste Management
Project/Site: FL26|Vista

TestAmerica Job ID: 280-43807-1

Client Sample ID: MW-5B — Lab Sample ID: 280-43807-1

Analyte	Result	Qualifier	NONE	NONE	Unit	Dil Fac	D	Method	Prep Type
Groundwater Elevation	50.05				ft/msl	1		Field Sampling	Total/NA
Field pH	7.46				SU	1		Field Sampling	Total/NA
Field Conductivity	219				umhos/cm	1		Field Sampling	Total/NA
Field Temperature	28.3				Degrees C	1		Field Sampling	Total/NA
Field Turbidity	3.19				NTU	1		Field Sampling	Total/NA
Field Dissolved Oxygen	0.1				mg/L	1		Field Sampling	Total/NA

Analyte	Result	Qualifier	RL	MDL	Unit	Dil Fac	D	Method	Prep Type
Aluminum	100		100	18	ug/L	1		6010B	Total Recoverable
Barium	9.9	I	10	0.58	ug/L	1		6010B	Total Recoverable
Copper	1.4	I	15	1.4	ug/L	1		6010B	Total Recoverable
Iron	56	I	100	22	ug/L	1		6010B	Total Recoverable
Manganese	3.2	I	10	0.25	ug/L	1		6010B	Total Recoverable
Sodium	3.8		1.0	0.092	mg/L	1		6010B	Total Recoverable
Arsenic	8.3		5.0	0.33	ug/L	1		6020	Total Recoverable
Chloride	7.5		3.0	0.25	mg/L	1		300.0	Total/NA
Nitrate as N	0.54		0.50	0.042	mg/L	1		300.0	Total/NA
Total Dissolved Solids	110		10	4.7	mg/L	1		SM 2540C	Total/NA

Client Sample ID: MW-6AR — Lab Sample ID: 280-43807-2

Analyte	Result	Qualifier	NONE	NONE	Unit	Dil Fac	D	Method	Prep Type
Groundwater Elevation	50.92				ft/msl	1		Field Sampling	Total/NA
Field pH	4.87				SU	1		Field Sampling	Total/NA
Field Conductivity	223				umhos/cm	1		Field Sampling	Total/NA
Field Temperature	26.9				Degrees C	1		Field Sampling	Total/NA
Field Turbidity	4.94				NTU	1		Field Sampling	Total/NA
Field Dissolved Oxygen	3.8				mg/L	1		Field Sampling	Total/NA

Analyte	Result	Qualifier	RL	MDL	Unit	Dil Fac	D	Method	Prep Type
Aluminum	730		100	18	ug/L	1		6010B	Total Recoverable
Barium	24		10	0.58	ug/L	1		6010B	Total Recoverable
Cadmium	0.90	I	5.0	0.45	ug/L	1		6010B	Total Recoverable
Chromium	4.1	I	10	0.66	ug/L	1		6010B	Total Recoverable
Copper	2.5	I	15	1.4	ug/L	1		6010B	Total Recoverable
Nickel	2.3	I	40	1.3	ug/L	1		6010B	Total Recoverable
Iron	510		100	22	ug/L	1		6010B	Total Recoverable
Vanadium	2.5	I	10	1.1	ug/L	1		6010B	Total Recoverable
Zinc	9.9	I	20	4.5	ug/L	1		6010B	Total Recoverable

This Detection Summary does not include radiochemical test results.

Detection Summary

Client: Waste Management
Project/Site: FL26|Vista

TestAmerica Job ID: 280-43807-1

Client Sample ID: MW-6AR (Continued) — Lab Sample ID: 280-43807-2

Analyte	Result	Qualifier	RL	MDL	Unit	Dil Fac	D	Method	Prep Type
Manganese	12		10	0.25	ug/L	1		6010B	Total Recoverable
Sodium	11		1.0	0.092	mg/L	1		6010B	Total Recoverable
Arsenic	0.38	I	5.0	0.33	ug/L	1		6020	Total Recoverable
Beryllium	0.17	I	1.0	0.080	ug/L	1		6020	Total Recoverable
Thallium	0.075	I	1.0	0.050	ug/L	1		6020	Total Recoverable
Mercury	0.16	I	0.20	0.027	ug/L	1		7470A	Total/NA
Chloride	22		3.0	0.25	mg/L	1		300.0	Total/NA
Nitrate as N	12		2.5	0.21	mg/L	5		300.0	Total/NA
Total Dissolved Solids	150		10	4.7	mg/L	1		SM 2540C	Total/NA

Client Sample ID: MW-3A — Lab Sample ID: 280-43807-3

Analyte	Result	Qualifier	NONE	NONE	Unit	Dil Fac	D	Method	Prep Type
Groundwater Elevation	50.37				ft/msl	1		Field Sampling	Total/NA
Field pH	5.39				SU	1		Field Sampling	Total/NA
Field Conductivity	92				umhos/cm	1		Field Sampling	Total/NA
Field Temperature	26.5				Degrees C	1		Field Sampling	Total/NA
Field Turbidity	4.08				NTU	1		Field Sampling	Total/NA
Field Dissolved Oxygen	4.3				mg/L	1		Field Sampling	Total/NA

Analyte	Result	Qualifier	RL	MDL	Unit	Dil Fac	D	Method	Prep Type
Toluene	0.26	I	1.0	0.17	ug/L	1		8260B	Total/NA
Aluminum	270		100	18	ug/L	1		6010B	Total Recoverable
Barium	51		10	0.58	ug/L	1		6010B	Total Recoverable
Chromium	1.5	I	10	0.66	ug/L	1		6010B	Total Recoverable
Copper	1.6	I	15	1.4	ug/L	1		6010B	Total Recoverable
Iron	120		100	22	ug/L	1		6010B	Total Recoverable
Zinc	6.2	I	20	4.5	ug/L	1		6010B	Total Recoverable
Manganese	3.5	I	10	0.25	ug/L	1		6010B	Total Recoverable
Sodium	2.5		1.0	0.092	mg/L	1		6010B	Total Recoverable
Beryllium	0.10	I	1.0	0.080	ug/L	1		6020	Total Recoverable
Thallium	0.053	I	1.0	0.050	ug/L	1		6020	Total Recoverable
Chloride	3.7		3.0	0.25	mg/L	1		300.0	Total/NA
Nitrate as N	3.0		0.50	0.042	mg/L	1		300.0	Total/NA
Total Dissolved Solids	49		10	4.7	mg/L	1		SM 2540C	Total/NA

Client Sample ID: MW-4B — Lab Sample ID: 280-43807-4

Analyte	Result	Qualifier	NONE	NONE	Unit	Dil Fac	D	Method	Prep Type
Groundwater Elevation	50.86				ft/msl	1		Field Sampling	Total/NA

This Detection Summary does not include radiochemical test results.

TestAmerica Denver

Client Sample ID: MW-4B (Continued) — Lab Sample ID: 280-43807-4

Analyte	Result	Qualifier	NONE	NONE	Unit	Dil Fac	D	Method	Prep Type
Field pH	5.00				SU	1		Field Sampling	Total/NA
Field Conductivity	33				umhos/cm	1		Field Sampling	Total/NA
Field Temperature	28.1				Degrees C	1		Field Sampling	Total/NA
Field Turbidity	4.04				NTU	1		Field Sampling	Total/NA
Field Dissolved Oxygen	6.4				mg/L	1		Field Sampling	Total/NA

Analyte	Result	Qualifier	RL	MDL	Unit	Dil Fac	D	Method	Prep Type
Aluminum	110		100	18	ug/L	1		6010B	Total Recoverable
Barium	9.7	I	10	0.58	ug/L	1		6010B	Total Recoverable
Chromium	0.75	I	10	0.66	ug/L	1		6010B	Total Recoverable
Copper	2.4	I	15	1.4	ug/L	1		6010B	Total Recoverable
Nickel	2.2	I	40	1.3	ug/L	1		6010B	Total Recoverable
Iron	68	I	100	22	ug/L	1		6010B	Total Recoverable
Zinc	7.6	I	20	4.5	ug/L	1		6010B	Total Recoverable
Silver	1.2	I V	10	0.93	ug/L	1		6010B	Total Recoverable
Manganese	8.3	I	10	0.25	ug/L	1		6010B	Total Recoverable
Sodium	1.0		1.0	0.092	mg/L	1		6010B	Total Recoverable
Chloride	2.4	I	3.0	0.25	mg/L	1		300.0	Total/NA
Nitrate as N	1.5		0.50	0.042	mg/L	1		300.0	Total/NA
Total Dissolved Solids	16		10	4.7	mg/L	1		SM 2540C	Total/NA

Client Sample ID: MW-6BR — Lab Sample ID: 280-43807-5

Analyte	Result	Qualifier	NONE	NONE	Unit	Dil Fac	D	Method	Prep Type
Groundwater Elevation	51.07				ft/msl	1		Field Sampling	Total/NA
Field pH	7.24				SU	1		Field Sampling	Total/NA
Field Conductivity	274				umhos/cm	1		Field Sampling	Total/NA
Field Temperature	25.3				Degrees C	1		Field Sampling	Total/NA
Field Turbidity	2.11				NTU	1		Field Sampling	Total/NA
Field Dissolved Oxygen	2.8				mg/L	1		Field Sampling	Total/NA

Analyte	Result	Qualifier	RL	MDL	Unit	Dil Fac	D	Method	Prep Type
Chloroform	0.37	I	1.0	0.16	ug/L	1		8260B	Total/NA
Aluminum	520		100	18	ug/L	1		6010B	Total Recoverable
Barium	10		10	0.58	ug/L	1		6010B	Total Recoverable
Cadmium	0.58	I	5.0	0.45	ug/L	1		6010B	Total Recoverable
Chromium	22		10	0.66	ug/L	1		6010B	Total Recoverable
Copper	2.2	I	15	1.4	ug/L	1		6010B	Total Recoverable
Nickel	2.7	I	40	1.3	ug/L	1		6010B	Total Recoverable

This Detection Summary does not include radiochemical test results.

Client Sample ID: MW-6BR (Continued) — Lab Sample ID: 280-43807-5

Analyte	Result	Qualifier	RL	MDL	Unit	Dil Fac	D	Method	Prep Type
Iron	660		100	22	ug/L	1		6010B	Total Recoverable
Vanadium	5.2	I	10	1.1	ug/L	1		6010B	Total Recoverable
Zinc	6.6	I	20	4.5	ug/L	1		6010B	Total Recoverable
Manganese	39		10	0.25	ug/L	1		6010B	Total Recoverable
Sodium	7.4		1.0	0.092	mg/L	1		6010B	Total Recoverable
Arsenic	1.1	I	5.0	0.33	ug/L	1		6020	Total Recoverable
Thallium	0.17	I	1.0	0.050	ug/L	1		6020	Total Recoverable
Chloride	20		3.0	0.25	mg/L	1		300.0	Total/NA
Nitrate as N	4.0		0.50	0.042	mg/L	1		300.0	Total/NA
Total Dissolved Solids	140		10	4.7	mg/L	1		SM 2540C	Total/NA

Client Sample ID: MW-3B — Lab Sample ID: 280-43807-6

Analyte	Result	Qualifier	NONE	NONE	Unit	Dil Fac	D	Method	Prep Type
Groundwater Elevation	50.56				ft/msl	1		Field Sampling	Total/NA
Field pH	7.64				SU	1		Field Sampling	Total/NA
Field Conductivity	203				umhos/cm	1		Field Sampling	Total/NA
Field Temperature	27.7				Degrees C	1		Field Sampling	Total/NA
Field Turbidity	2.75				NTU	1		Field Sampling	Total/NA
Field Dissolved Oxygen	3.1				mg/L	1		Field Sampling	Total/NA

Analyte	Result	Qualifier	RL	MDL	Unit	Dil Fac	D	Method	Prep Type
Aluminum	120		100	18	ug/L	1		6010B	Total Recoverable
Barium	42		10	0.58	ug/L	1		6010B	Total Recoverable
Chromium	1.8	I	10	0.66	ug/L	1		6010B	Total Recoverable
Copper	1.7	I	15	1.4	ug/L	1		6010B	Total Recoverable
Iron	64	I	100	22	ug/L	1		6010B	Total Recoverable
Vanadium	2.0	I	10	1.1	ug/L	1		6010B	Total Recoverable
Zinc	4.9	I	20	4.5	ug/L	1		6010B	Total Recoverable
Manganese	7.8	I	10	0.25	ug/L	1		6010B	Total Recoverable
Sodium	3.6		1.0	0.092	mg/L	1		6010B	Total Recoverable
Arsenic	0.33	I	5.0	0.33	ug/L	1		6020	Total Recoverable
Thallium	0.10	I	1.0	0.050	ug/L	1		6020	Total Recoverable
Chloride	6.6		3.0	0.25	mg/L	1		300.0	Total/NA
Nitrate as N	1.7		0.50	0.042	mg/L	1		300.0	Total/NA
Total Dissolved Solids	92		10	4.7	mg/L	1		SM 2540C	Total/NA

This Detection Summary does not include radiochemical test results.

Detection Summary

Client: Waste Management
Project/Site: FL26|Vista

TestAmerica Job ID: 280-43807-1

Client Sample ID: MW-5A — Lab Sample ID: 280-43807-7

Analyte	Result	Qualifier	NONE	NONE	Unit	Dil Fac	D	Method	Prep Type
Groundwater Elevation	54.26				ft/msl	1		Field Sampling	Total/NA
Field pH	4.37				SU	1		Field Sampling	Total/NA
Field Conductivity	65				umhos/cm	1		Field Sampling	Total/NA
Field Temperature	27.3				Degrees C	1		Field Sampling	Total/NA
Field Turbidity	5.89				NTU	1		Field Sampling	Total/NA
Field Dissolved Oxygen	2.5				mg/L	1		Field Sampling	Total/NA

Analyte	Result	Qualifier	RL	MDL	Unit	Dil Fac	D	Method	Prep Type
Aluminum	220		100	18	ug/L	1		6010B	Total Recoverable
Barium	24		10	0.58	ug/L	1		6010B	Total Recoverable
Chromium	0.80	I	10	0.66	ug/L	1		6010B	Total Recoverable
Copper	1.4	I	15	1.4	ug/L	1		6010B	Total Recoverable
Iron	80	I	100	22	ug/L	1		6010B	Total Recoverable
Zinc	70		20	4.5	ug/L	1		6010B	Total Recoverable
Manganese	20		10	0.25	ug/L	1		6010B	Total Recoverable
Sodium	1.5		1.0	0.092	mg/L	1		6010B	Total Recoverable
Chloride	2.7	I	3.0	0.25	mg/L	1		300.0	Total/NA
Nitrate as N	2.7		0.50	0.042	mg/L	1		300.0	Total/NA
Total Dissolved Solids	15		10	4.7	mg/L	1		SM 2540C	Total/NA
Total Dissolved Solids	37	Q	10	4.7	mg/L	1		SM 2540C	Total/NA

Client Sample ID: TRIP BLANK — Lab Sample ID: 280-43807-8

No Detections.

Client Sample ID: MW-4A — Lab Sample ID: 280-43807-9

Analyte	Result	Qualifier	NONE	NONE	Unit	Dil Fac	D	Method	Prep Type
Groundwater Elevation	49.84				ft/msl	1		Field Sampling	Total/NA
Field pH	4.78				SU	1		Field Sampling	Total/NA
Field Conductivity	57				umhos/cm	1		Field Sampling	Total/NA
Field Temperature	27.3				Degrees C	1		Field Sampling	Total/NA
Field Turbidity	2.18				NTU	1		Field Sampling	Total/NA
Field Dissolved Oxygen	0.6				mg/L	1		Field Sampling	Total/NA

Analyte	Result	Qualifier	RL	MDL	Unit	Dil Fac	D	Method	Prep Type
Acetone	4.0	I	20	1.9	ug/L	1		8260B	Total/NA
Aluminum	150		100	18	ug/L	1		6010B	Total Recoverable
Barium	19		10	0.58	ug/L	1		6010B	Total Recoverable
Chromium	0.96	I	10	0.66	ug/L	1		6010B	Total Recoverable
Copper	1.9	I	15	1.4	ug/L	1		6010B	Total Recoverable
Nickel	3.1	I	40	1.3	ug/L	1		6010B	Total Recoverable

This Detection Summary does not include radiochemical test results.

Client Sample ID: MW-4A (Continued) — Lab Sample ID: 280-43807-9

Analyte	Result	Qualifier	RL	MDL	Unit	Dil Fac	D	Method	Prep Type
Iron	160		100	22	ug/L	1		6010B	Total Recoverable
Zinc	230		20	4.5	ug/L	1		6010B	Total Recoverable
Silver	0.93	I V	10	0.93	ug/L	1		6010B	Total Recoverable
Manganese	32		10	0.25	ug/L	1		6010B	Total Recoverable
Sodium	1.4		1.0	0.092	mg/L	1		6010B	Total Recoverable
Beryllium	0.11	I	1.0	0.080	ug/L	1		6020	Total Recoverable
Chloride	1.8	I	3.0	0.25	mg/L	1		300.0	Total/NA
Nitrate as N	1.2		0.50	0.042	mg/L	1		300.0	Total/NA
Total Dissolved Solids	19		10	4.7	mg/L	1		SM 2540C	Total/NA

Client Sample ID: MW-FL1 — Lab Sample ID: 280-43807-10

Analyte	Result	Qualifier	NONE	NONE	Unit	Dil Fac	D	Method	Prep Type
Groundwater Elevation	50.32				ft/msl	1		Field Sampling	Total/NA
Field pH	7.19				SU	1		Field Sampling	Total/NA
Field Conductivity	322				umhos/cm	1		Field Sampling	Total/NA
Field Temperature	26.5				Degrees C	1		Field Sampling	Total/NA
Field Turbidity	3.18				NTU	1		Field Sampling	Total/NA
Field Dissolved Oxygen	0.2				mg/L	1		Field Sampling	Total/NA

Analyte	Result	Qualifier	RL	MDL	Unit	Dil Fac	D	Method	Prep Type
Aluminum	49	I	100	18	ug/L	1		6010B	Total Recoverable
Barium	29		10	0.58	ug/L	1		6010B	Total Recoverable
Copper	2.2	I	15	1.4	ug/L	1		6010B	Total Recoverable
Nickel	1.8	I	40	1.3	ug/L	1		6010B	Total Recoverable
Iron	75	I	100	22	ug/L	1		6010B	Total Recoverable
Zinc	7.0	I	20	4.5	ug/L	1		6010B	Total Recoverable
Silver	1.2	I V	10	0.93	ug/L	1		6010B	Total Recoverable
Manganese	15		10	0.25	ug/L	1		6010B	Total Recoverable
Sodium	6.2		1.0	0.092	mg/L	1		6010B	Total Recoverable
Arsenic	0.44	I	5.0	0.33	ug/L	1		6020	Total Recoverable
Thallium	0.15	I	1.0	0.050	ug/L	1		6020	Total Recoverable
Chloride	19		3.0	0.25	mg/L	1		300.0	Total/NA
Nitrate as N	1.1		0.50	0.042	mg/L	1		300.0	Total/NA
Total Dissolved Solids	180		10	4.7	mg/L	1		SM 2540C	Total/NA

Client Sample ID: MW-8R — Lab Sample ID: 280-43853-1

This Detection Summary does not include radiochemical test results.

Client Sample ID: MW-8R (Continued) — Lab Sample ID: 280-43853-1

Analyte	Result	Qualifier	NONE	NONE	Unit	Dil Fac	D	Method	Prep Type
Groundwater Elevation	52.72				ft/msl	1		Field Sampling	Total/NA
Field pH	7.04				SU	1		Field Sampling	Total/NA
Field Conductivity	180				umhos/cm	1		Field Sampling	Total/NA
Field Temperature	26.7				Degrees C	1		Field Sampling	Total/NA
Field Turbidity	15.15				NTU	1		Field Sampling	Total/NA
Field Dissolved Oxygen	2.5				mg/L	1		Field Sampling	Total/NA

Analyte	Result	Qualifier	RL	MDL	Unit	Dil Fac	D	Method	Prep Type
Aluminum	1400		100	18	ug/L	1		6010B	Total Recoverable
Barium	17	V	10	0.58	ug/L	1		6010B	Total Recoverable
Chromium	3.6	I	10	0.66	ug/L	1		6010B	Total Recoverable
Copper	2.2	I	15	1.4	ug/L	1		6010B	Total Recoverable
Iron	1100		100	22	ug/L	1		6010B	Total Recoverable
Vanadium	4.4	I	10	1.1	ug/L	1		6010B	Total Recoverable
Zinc	6.9	I	20	4.5	ug/L	1		6010B	Total Recoverable
Manganese	7.0	I	10	0.25	ug/L	1		6010B	Total Recoverable
Sodium	14		1.0	0.092	mg/L	1		6010B	Total Recoverable
Antimony	0.79	I	2.0	0.40	ug/L	1		6020	Total Recoverable
Arsenic	1.1	I	5.0	0.33	ug/L	1		6020	Total Recoverable
Thallium	0.093	I	1.0	0.050	ug/L	1		6020	Total Recoverable
Chloride	4.6		3.0	0.25	mg/L	1		300.0	Total/NA
Nitrate as N	1.3		0.50	0.042	mg/L	1		300.0	Total/NA
Total Dissolved Solids	100		10	4.7	mg/L	1		SM 2540C	Total/NA

Client Sample ID: MW-7A — Lab Sample ID: 280-43853-2

Analyte	Result	Qualifier	NONE	NONE	Unit	Dil Fac	D	Method	Prep Type
Groundwater Elevation	65.24				ft/msl	1		Field Sampling	Total/NA
Field pH	6.95				SU	1		Field Sampling	Total/NA
Field Conductivity	309				umhos/cm	1		Field Sampling	Total/NA
Field Temperature	23.8				Degrees C	1		Field Sampling	Total/NA
Field Turbidity	1.07				NTU	1		Field Sampling	Total/NA
Field Dissolved Oxygen	1.2				mg/L	1		Field Sampling	Total/NA

Analyte	Result	Qualifier	RL	MDL	Unit	Dil Fac	D	Method	Prep Type
Aluminum	85	I	100	18	ug/L	1		6010B	Total Recoverable
Barium	15	V	10	0.58	ug/L	1		6010B	Total Recoverable
Chromium	1.2	I	10	0.66	ug/L	1		6010B	Total Recoverable
Copper	2.7	I	15	1.4	ug/L	1		6010B	Total Recoverable

This Detection Summary does not include radiochemical test results.

Client Sample ID: MW-7A (Continued) — Lab Sample ID: 280-43853-2

Analyte	Result	Qualifier	RL	MDL	Unit	Dil Fac	D	Method	Prep Type
Nickel	1.9	I	40	1.3	ug/L	1		6010B	Total Recoverable
Iron	86	I	100	22	ug/L	1		6010B	Total Recoverable
Vanadium	1.2	I	10	1.1	ug/L	1		6010B	Total Recoverable
Manganese	1.3	I V	10	0.25	ug/L	1		6010B	Total Recoverable
Sodium	6.0		1.0	0.092	mg/L	1		6010B	Total Recoverable
Thallium	0.078	I	1.0	0.050	ug/L	1		6020	Total Recoverable
Chloride	11		3.0	0.25	mg/L	1		300.0	Total/NA
Nitrate as N	13		2.5	0.21	mg/L	5		300.0	Total/NA
Ammonia as N	0.029	I	0.10	0.022	mg/L	1		350.1	Total/NA
Total Dissolved Solids	240		10	4.7	mg/L	1		SM 2540C	Total/NA

Client Sample ID: MW-7B — Lab Sample ID: 280-43853-3

Analyte	Result	Qualifier	NONE	NONE	Unit	Dil Fac	D	Method	Prep Type
Groundwater Elevation	52.31				ft/msl	1		Field Sampling	Total/NA
Field pH	6.78				SU	1		Field Sampling	Total/NA
Field Conductivity	136				umhos/cm	1		Field Sampling	Total/NA
Field Temperature	23.5				Degrees C	1		Field Sampling	Total/NA
Field Turbidity	4.58				NTU	1		Field Sampling	Total/NA
Field Dissolved Oxygen	0.5				mg/L	1		Field Sampling	Total/NA

Analyte	Result	Qualifier	RL	MDL	Unit	Dil Fac	D	Method	Prep Type
Aluminum	63	I	100	18	ug/L	1		6010B	Total Recoverable
Barium	5.8	I V	10	0.58	ug/L	1		6010B	Total Recoverable
Iron	37	I	100	22	ug/L	1		6010B	Total Recoverable
Manganese	0.63	I V	10	0.25	ug/L	1		6010B	Total Recoverable
Sodium	6.4		1.0	0.092	mg/L	1		6010B	Total Recoverable
Arsenic	0.68	I	5.0	0.33	ug/L	1		6020	Total Recoverable
Chloride	4.1		3.0	0.25	mg/L	1		300.0	Total/NA
Total Dissolved Solids	79		10	4.7	mg/L	1		SM 2540C	Total/NA

Client Sample ID: MW-2B — Lab Sample ID: 280-43853-4

Analyte	Result	Qualifier	NONE	NONE	Unit	Dil Fac	D	Method	Prep Type
Groundwater Elevation	50.26				ft/msl	1		Field Sampling	Total/NA
Field pH	7.94				SU	1		Field Sampling	Total/NA
Field Conductivity	149				umhos/cm	1		Field Sampling	Total/NA
Field Temperature	25.2				Degrees C	1		Field Sampling	Total/NA
Field Turbidity	5.42				NTU	1		Field Sampling	Total/NA
Field Dissolved Oxygen	0.5				mg/L	1		Field Sampling	Total/NA

This Detection Summary does not include radiochemical test results.

Client Sample ID: MW-2B (Continued) — Lab Sample ID: 280-43853-4

Analyte	Result	Qualifier	RL	MDL	Unit	Dil Fac	D	Method	Prep Type
Aluminum	560		100	18	ug/L	1		6010B	Total Recoverable
Barium	13	V	10	0.58	ug/L	1		6010B	Total Recoverable
Chromium	2.1	I	10	0.66	ug/L	1		6010B	Total Recoverable
Copper	1.8	I	15	1.4	ug/L	1		6010B	Total Recoverable
Iron	220		100	22	ug/L	1		6010B	Total Recoverable
Vanadium	3.2	I	10	1.1	ug/L	1		6010B	Total Recoverable
Zinc	6.9	I	20	4.5	ug/L	1		6010B	Total Recoverable
Manganese	2.7	I V	10	0.25	ug/L	1		6010B	Total Recoverable
Sodium	4.8		1.0	0.092	mg/L	1		6010B	Total Recoverable
Arsenic	0.37	I	5.0	0.33	ug/L	1		6020	Total Recoverable
Chloride	6.6		3.0	0.25	mg/L	1		300.0	Total/NA
Nitrate as N	0.64		0.50	0.042	mg/L	1		300.0	Total/NA
Ammonia as N	0.030	I	0.10	0.022	mg/L	1		350.1	Total/NA
Total Dissolved Solids	79		10	4.7	mg/L	1		SM 2540C	Total/NA

Client Sample ID: MW-2AR — Lab Sample ID: 280-43853-5

Analyte	Result	Qualifier	NONE	NONE	Unit	Dil Fac	D	Method	Prep Type
Groundwater Elevation	51.62				ft/msl	1		Field Sampling	Total/NA
Field pH	5.28				SU	1		Field Sampling	Total/NA
Field Conductivity	25				umhos/cm	1		Field Sampling	Total/NA
Field Temperature	27.4				Degrees C	1		Field Sampling	Total/NA
Field Turbidity	3.75				NTU	1		Field Sampling	Total/NA
Field Dissolved Oxygen	4.3				mg/L	1		Field Sampling	Total/NA

Analyte	Result	Qualifier	RL	MDL	Unit	Dil Fac	D	Method	Prep Type
Aluminum	1400		100	18	ug/L	1		6010B	Total Recoverable
Barium	23	V	10	0.58	ug/L	1		6010B	Total Recoverable
Chromium	4.8	I	10	0.66	ug/L	1		6010B	Total Recoverable
Copper	2.1	I	15	1.4	ug/L	1		6010B	Total Recoverable
Lead	2.8	I	9.0	2.6	ug/L	1		6010B	Total Recoverable
Iron	530		100	22	ug/L	1		6010B	Total Recoverable
Vanadium	2.6	I	10	1.1	ug/L	1		6010B	Total Recoverable
Zinc	8.3	I	20	4.5	ug/L	1		6010B	Total Recoverable
Manganese	5.3	I	10	0.25	ug/L	1		6010B	Total Recoverable
Sodium	2.0		1.0	0.092	mg/L	1		6010B	Total Recoverable

This Detection Summary does not include radiochemical test results.

Client Sample ID: MW-2AR (Continued) — Lab Sample ID: 280-43853-5

Analyte	Result	Qualifier	RL	MDL	Unit	Dil Fac	D	Method	Prep Type
Arsenic	0.33	I	5.0	0.33	ug/L	1		6020	Total Recoverable
Beryllium	0.091	I	1.0	0.080	ug/L	1		6020	Total Recoverable
Chloride	2.4	I	3.0	0.25	mg/L	1		300.0	Total/NA
Nitrate as N	0.57		0.50	0.042	mg/L	1		300.0	Total/NA
Ammonia as N	0.062	I	0.10	0.022	mg/L	1		350.1	Total/NA
Total Dissolved Solids	22		10	4.7	mg/L	1		SM 2540C	Total/NA

Client Sample ID: MW-FL2R — Lab Sample ID: 280-43853-6

Analyte	Result	Qualifier	NONE	NONE	Unit	Dil Fac	D	Method	Prep Type
Groundwater Elevation	51.91				ft/msl	1		Field Sampling	Total/NA
Field pH	9.76				SU	1		Field Sampling	Total/NA
Field Conductivity	249				umhos/cm	1		Field Sampling	Total/NA
Field Temperature	25.1				Degrees C	1		Field Sampling	Total/NA
Field Turbidity	2.13				NTU	1		Field Sampling	Total/NA
Field Dissolved Oxygen	2.0				mg/L	1		Field Sampling	Total/NA

Analyte	Result	Qualifier	RL	MDL	Unit	Dil Fac	D	Method	Prep Type
Aluminum	1100		100	18	ug/L	1		6010B	Total Recoverable
Barium	19	V	10	0.58	ug/L	1		6010B	Total Recoverable
Chromium	12		10	0.66	ug/L	1		6010B	Total Recoverable
Copper	2.0	I	15	1.4	ug/L	1		6010B	Total Recoverable
Iron	100		100	22	ug/L	1		6010B	Total Recoverable
Vanadium	14		10	1.1	ug/L	1		6010B	Total Recoverable
Manganese	1.1	I V	10	0.25	ug/L	1		6010B	Total Recoverable
Sodium	1.8		1.0	0.092	mg/L	1		6010B	Total Recoverable
Antimony	0.79	I	2.0	0.40	ug/L	1		6020	Total Recoverable
Arsenic	1.1	I	5.0	0.33	ug/L	1		6020	Total Recoverable
Chloride	5.0		3.0	0.25	mg/L	1		300.0	Total/NA
Nitrate as N	0.35	I	0.50	0.042	mg/L	1		300.0	Total/NA
Total Dissolved Solids	99		10	4.7	mg/L	1		SM 2540C	Total/NA

Client Sample ID: MW-FL3 — Lab Sample ID: 280-43853-7

Analyte	Result	Qualifier	NONE	NONE	Unit	Dil Fac	D	Method	Prep Type
Groundwater Elevation	50.21				ft/msl	1		Field Sampling	Total/NA
Field pH	7.00				SU	1		Field Sampling	Total/NA
Field Conductivity	251				umhos/cm	1		Field Sampling	Total/NA
Field Temperature	24.9				Degrees C	1		Field Sampling	Total/NA
Field Turbidity	3.38				NTU	1		Field Sampling	Total/NA
Field Dissolved Oxygen	0.0				mg/L	1		Field Sampling	Total/NA

This Detection Summary does not include radiochemical test results.

Client Sample ID: MW-FL3 (Continued) — Lab Sample ID: 280-43853-7

Analyte	Result	Qualifier	RL	MDL	Unit	Dil Fac	D	Method	Prep Type
Xylenes (total)	3.5		2.0	0.19	ug/L	1		8260B	Total/NA
Toluene	0.94	I	1.0	0.17	ug/L	1		8260B	Total/NA
Aluminum	150		100	18	ug/L	1		6010B	Total Recoverable
Barium	30	V	10	0.58	ug/L	1		6010B	Total Recoverable
Chromium	1.1	I	10	0.66	ug/L	1		6010B	Total Recoverable
Iron	150		100	22	ug/L	1		6010B	Total Recoverable
Vanadium	1.2	I	10	1.1	ug/L	1		6010B	Total Recoverable
Manganese	27		10	0.25	ug/L	1		6010B	Total Recoverable
Sodium	5.1		1.0	0.092	mg/L	1		6010B	Total Recoverable
Arsenic	0.65	I	5.0	0.33	ug/L	1		6020	Total Recoverable
Thallium	0.054	I	1.0	0.050	ug/L	1		6020	Total Recoverable
Chloride	9.8		3.0	0.25	mg/L	1		300.0	Total/NA
Total Dissolved Solids	150		10	4.7	mg/L	1		SM 2540C	Total/NA

Client Sample ID: MW-1B — Lab Sample ID: 280-43853-8

Analyte	Result	Qualifier	NONE	NONE	Unit	Dil Fac	D	Method	Prep Type
Groundwater Elevation	53.95				ft/msl	1		Field Sampling	Total/NA
Field pH	7.62				SU	1		Field Sampling	Total/NA
Field Conductivity	178				umhos/cm	1		Field Sampling	Total/NA
Field Temperature	23.8				Degrees C	1		Field Sampling	Total/NA
Field Turbidity	1.29				NTU	1		Field Sampling	Total/NA
Field Dissolved Oxygen	0.7				mg/L	1		Field Sampling	Total/NA

Analyte	Result	Qualifier	RL	MDL	Unit	Dil Fac	D	Method	Prep Type
Barium	10	V	10	0.58	ug/L	1		6010B	Total Recoverable
Copper	1.5	I	15	1.4	ug/L	1		6010B	Total Recoverable
Zinc	8.6	I	20	4.5	ug/L	1		6010B	Total Recoverable
Manganese	0.80	I V	10	0.25	ug/L	1		6010B	Total Recoverable
Sodium	4.8		1.0	0.092	mg/L	1		6010B	Total Recoverable
Arsenic	2.7	I	5.0	0.33	ug/L	1		6020	Total Recoverable
Chloride	6.8		3.0	0.25	mg/L	1		300.0	Total/NA
Nitrate as N	0.087	I	0.50	0.042	mg/L	1		300.0	Total/NA
Total Dissolved Solids	110		10	4.7	mg/L	1		SM 2540C	Total/NA

Client Sample ID: MW-1A — Lab Sample ID: 280-43853-9

Analyte	Result	Qualifier	NONE	NONE	Unit	Dil Fac	D	Method	Prep Type
Groundwater Elevation	65.65				ft/msl	1		Field Sampling	Total/NA
Field pH	7.46				SU	1		Field Sampling	Total/NA

This Detection Summary does not include radiochemical test results.

Client Sample ID: MW-1A (Continued) — Lab Sample ID: 280-43853-9

Analyte	Result	Qualifier	NONE	NONE	Unit	Dil Fac	D	Method	Prep Type
Field Conductivity	377				umhos/cm	1		Field Sampling	Total/NA
Field Temperature	23.9				Degrees C	1		Field Sampling	Total/NA
Field Turbidity	0.39				NTU	1		Field Sampling	Total/NA
Field Dissolved Oxygen	0.6				mg/L	1		Field Sampling	Total/NA

Analyte	Result	Qualifier	RL	MDL	Unit	Dil Fac	D	Method	Prep Type
Aluminum	150		100	18	ug/L	1		6010B	Total Recoverable
Barium	23	V	10	0.58	ug/L	1		6010B	Total Recoverable
Cobalt	1.2	I	10	1.2	ug/L	1		6010B	Total Recoverable
Chromium	1.5	I	10	0.66	ug/L	1		6010B	Total Recoverable
Copper	3.3	I	15	1.4	ug/L	1		6010B	Total Recoverable
Nickel	4.6	I	40	1.3	ug/L	1		6010B	Total Recoverable
Iron	98	I	100	22	ug/L	1		6010B	Total Recoverable
Vanadium	1.6	I	10	1.1	ug/L	1		6010B	Total Recoverable
Manganese	1.5	I V	10	0.25	ug/L	1		6010B	Total Recoverable
Sodium	7.0		1.0	0.092	mg/L	1		6010B	Total Recoverable
Chloride	13		3.0	0.25	mg/L	1		300.0	Total/NA
Nitrate as N	11		2.5	0.21	mg/L	5		300.0	Total/NA
Total Dissolved Solids	260		10	4.7	mg/L	1		SM 2540C	Total/NA

Client Sample ID: Equipment Blank — Lab Sample ID: 280-43853-10

Analyte	Result	Qualifier	NONE	NONE	Unit	Dil Fac	D	Method	Prep Type
Field pH	6.81				SU	1		Field Sampling	Total/NA
Field Conductivity	1				umhos/cm	1		Field Sampling	Total/NA
Field Temperature	27.2				Degrees C	1		Field Sampling	Total/NA
Field Turbidity	0.01				NTU	1		Field Sampling	Total/NA
Field Dissolved Oxygen	3.3				mg/L	1		Field Sampling	Total/NA

Analyte	Result	Qualifier	RL	MDL	Unit	Dil Fac	D	Method	Prep Type
Barium	3.6	I V	10	0.58	ug/L	1		6010B	Total Recoverable
Zinc	5.6	I	20	4.5	ug/L	1		6010B	Total Recoverable
Sodium	0.19	I	1.0	0.092	mg/L	1		6010B	Total Recoverable
Total Dissolved Solids	6.0	I	10	4.7	mg/L	1		SM 2540C	Total/NA

Client Sample ID: TRIP BLANK1 — Lab Sample ID: 280-43853-11

No Detections.

This Detection Summary does not include radiochemical test results.

Method Summary

Client: Waste Management
Project/Site: FL26|Vista

TestAmerica Job ID: 280-43807-1

Method	Method Description	Protocol	Laboratory
8260B	Volatile Organic Compounds (GC/MS)	SW846	TAL DEN
8011	EDB, DBCP, and 1,2,3-TCP (GC)	SW846	TAL DEN
6010B	Metals (ICP)	SW846	TAL DEN
6020	Metals (ICP/MS)	SW846	TAL DEN
7470A	Mercury (CVAA)	SW846	TAL DEN
300.0	Anions, Ion Chromatography	MCAWW	TAL DEN
350.1	Nitrogen, Ammonia	MCAWW	TAL DEN
SM 2120B	Color, Colorimetric	SM	TAL DEN
SM 2540C	Solids, Total Dissolved (TDS)	SM	TAL DEN
9310	Gross Alpha / Beta (GFPC)	SW846	TAL SL
Field Sampling	Field Sampling	EPA	TAL DEN

Protocol References:

EPA = US Environmental Protection Agency

MCAWW = "Methods For Chemical Analysis Of Water And Wastes", EPA-600/4-79-020, March 1983 And Subsequent Revisions.

SM = "Standard Methods For The Examination Of Water And Wastewater",

SW846 = "Test Methods For Evaluating Solid Waste, Physical/Chemical Methods", Third Edition, November 1986 And Its Updates.

Laboratory References:

TAL DEN = TestAmerica Denver, 4955 Yarrow Street, Arvada, CO 80002, TEL (303)736-0100

TAL SL = TestAmerica St. Louis, 13715 Rider Trail North, Earth City, MO 63045, TEL (314)298-8566

Sample Summary

Client: Waste Management
Project/Site: FL26|Vista

TestAmerica Job ID: 280-43807-1

Lab Sample ID	Client Sample ID	Matrix	Collected	Received
280-43807-1	MW-5B	Water	06/26/13 15:32	06/27/13 09:30
280-43807-2	MW-6AR	Water	06/26/13 14:32	06/27/13 09:30
280-43807-3	MW-3A	Water	06/26/13 13:46	06/27/13 09:30
280-43807-4	MW-4B	Water	06/26/13 13:03	06/27/13 09:30
280-43807-5	MW-6BR	Water	06/26/13 10:22	06/27/13 09:30
280-43807-6	MW-3B	Water	06/26/13 11:37	06/27/13 09:30
280-43807-7	MW-5A	Water	06/26/13 15:33	06/27/13 09:30
280-43807-8	TRIP BLANK	Water	06/26/13 00:00	06/27/13 09:30
280-43807-9	MW-4A	Water	06/26/13 14:08	06/27/13 09:30
280-43807-10	MW-FL1	Water	06/26/13 14:01	06/27/13 09:30
280-43853-1	MW-8R	Water	06/27/13 10:01	06/28/13 10:00
280-43853-2	MW-7A	Water	06/27/13 07:55	06/28/13 10:00
280-43853-3	MW-7B	Water	06/27/13 07:13	06/28/13 10:00
280-43853-4	MW-2B	Water	06/27/13 08:42	06/28/13 10:00
280-43853-5	MW-2AR	Water	06/27/13 09:25	06/28/13 10:00
280-43853-6	MW-FL2R	Water	06/27/13 09:41	06/28/13 10:00
280-43853-7	MW-FL3	Water	06/27/13 08:49	06/28/13 10:00
280-43853-8	MW-1B	Water	06/27/13 07:35	06/28/13 10:00
280-43853-9	MW-1A	Water	06/27/13 08:07	06/28/13 10:00
280-43853-10	Equipment Blank	Water	06/27/13 10:00	06/28/13 10:00
280-43853-11	TRIP BLANK1	Water	06/27/13 07:13	06/28/13 10:00

Method: 8260B - Volatile Organic Compounds (GC/MS)

Client Sample ID: MW-5B
Date Collected: 06/26/13 15:32
Date Received: 06/27/13 09:30

Lab Sample ID: 280-43807-1
Matrix: Water

Analyte	Result	Qualifier	RL	MDL	Unit	D	Prepared	Analyzed	Dil Fac
Acetone	1.9	U	20	1.9	ug/L			07/05/13 16:26	1
Acrylonitrile	1.4	U	20	1.4	ug/L			07/05/13 16:26	1
Benzene	0.16	U	1.0	0.16	ug/L			07/05/13 16:26	1
Bromochloromethane	0.10	U	1.0	0.10	ug/L			07/05/13 16:26	1
Bromodichloromethane	0.17	U	1.0	0.17	ug/L			07/05/13 16:26	1
Bromoform	0.19	U	1.0	0.19	ug/L			07/05/13 16:26	1
Bromomethane	0.21	U	2.0	0.21	ug/L			07/05/13 16:26	1
Carbon disulfide	0.45	U	2.0	0.45	ug/L			07/05/13 16:26	1
Carbon tetrachloride	0.19	U	1.0	0.19	ug/L			07/05/13 16:26	1
Chlorobenzene	0.17	U	1.0	0.17	ug/L			07/05/13 16:26	1
Dibromochloromethane	0.17	U	1.0	0.17	ug/L			07/05/13 16:26	1
Chloroethane	0.41	U	2.0	0.41	ug/L			07/05/13 16:26	1
Chloroform	0.16	U	1.0	0.16	ug/L			07/05/13 16:26	1
Dibromomethane	0.17	U	1.0	0.17	ug/L			07/05/13 16:26	1
1,2-Dichlorobenzene	0.15	U	1.0	0.15	ug/L			07/05/13 16:26	1
1,4-Dichlorobenzene	0.16	U	1.0	0.16	ug/L			07/05/13 16:26	1
trans-1,4-Dichloro-2-butene	0.80	U	3.0	0.80	ug/L			07/05/13 16:26	1
1,1-Dichloroethane	0.22	U	1.0	0.22	ug/L			07/05/13 16:26	1
1,2-Dichloroethane	0.13	U	1.0	0.13	ug/L			07/05/13 16:26	1
cis-1,2-Dichloroethene	0.15	U	1.0	0.15	ug/L			07/05/13 16:26	1
trans-1,2-Dichloroethene	0.15	U	1.0	0.15	ug/L			07/05/13 16:26	1
1,1-Dichloroethene	0.23	U	1.0	0.23	ug/L			07/05/13 16:26	1
1,2-Dichloropropane	0.18	U	1.0	0.18	ug/L			07/05/13 16:26	1
cis-1,3-Dichloropropene	0.16	U	1.0	0.16	ug/L			07/05/13 16:26	1
trans-1,3-Dichloropropene	0.19	U	3.0	0.19	ug/L			07/05/13 16:26	1
Ethylbenzene	0.16	U	1.0	0.16	ug/L			07/05/13 16:26	1
2-Hexanone	1.7	U	5.0	1.7	ug/L			07/05/13 16:26	1
Iodomethane	0.23	U	1.0	0.23	ug/L			07/05/13 16:26	1
Methylene Chloride	0.32	U	2.0	0.32	ug/L			07/05/13 16:26	1
4-Methyl-2-pentanone (MIBK)	0.98	U	5.0	0.98	ug/L			07/05/13 16:26	1
Styrene	0.17	U	1.0	0.17	ug/L			07/05/13 16:26	1
1,1,1,2-Tetrachloroethane	0.21	U	1.0	0.21	ug/L			07/05/13 16:26	1
1,1,2,2-Tetrachloroethane	0.21	U	1.0	0.21	ug/L			07/05/13 16:26	1
Tetrachloroethene	0.20	U	1.0	0.20	ug/L			07/05/13 16:26	1
1,1,1-Trichloroethane	0.16	U	1.0	0.16	ug/L			07/05/13 16:26	1
1,1,2-Trichloroethane	0.27	U	1.0	0.27	ug/L			07/05/13 16:26	1
Trichloroethene	0.16	U	1.0	0.16	ug/L			07/05/13 16:26	1
Trichlorofluoromethane	0.29	U	2.0	0.29	ug/L			07/05/13 16:26	1
1,2,3-Trichloropropane	0.33	U	2.5	0.33	ug/L			07/05/13 16:26	1
Vinyl acetate	0.94	U	3.0	0.94	ug/L			07/05/13 16:26	1
Vinyl chloride	0.10	U	1.0	0.10	ug/L			07/05/13 16:26	1
Xylenes (total)	0.19	U	2.0	0.19	ug/L			07/05/13 16:26	1
Chloromethane	0.30	U	2.0	0.30	ug/L			07/05/13 16:26	1
2-Butanone (MEK)	2.0	U	6.0	2.0	ug/L			07/05/13 16:26	1
Toluene	0.17	U	1.0	0.17	ug/L			07/05/13 16:26	1

Surrogate	*%Recovery*	*Qualifier*	*Limits*	*Prepared*	*Analyzed*	*Dil Fac*
1,2-Dichloroethane-d4 (Surr)	*110*		*70 - 127*		*07/05/13 16:26*	*1*
Toluene-d8 (Surr)	*98*		*80 - 125*		*07/05/13 16:26*	*1*

Method: 8260B - Volatile Organic Compounds (GC/MS) (Continued)

Client Sample ID: MW-5B
Date Collected: 06/26/13 15:32
Date Received: 06/27/13 09:30

Lab Sample ID: 280-43807-1
Matrix: Water

Surrogate	*%Recovery*	*Qualifier*	*Limits*	*Prepared*	*Analyzed*	*Dil Fac*
4-Bromofluorobenzene (Surr)	*100*		*78 - 120*		*07/05/13 16:26*	*1*
Dibromofluoromethane (Surr)	*106*		*77 - 120*		*07/05/13 16:26*	*1*

Client Sample ID: MW-6AR
Date Collected: 06/26/13 14:32
Date Received: 06/27/13 09:30

Lab Sample ID: 280-43807-2
Matrix: Water

Analyte	Result	Qualifier	RL	MDL	Unit	D	Prepared	Analyzed	Dil Fac
Acetone	1.9	U	20	1.9	ug/L			07/05/13 16:46	1
Acrylonitrile	1.4	U	20	1.4	ug/L			07/05/13 16:46	1
Benzene	0.16	U	1.0	0.16	ug/L			07/05/13 16:46	1
Bromochloromethane	0.10	U	1.0	0.10	ug/L			07/05/13 16:46	1
Bromodichloromethane	0.17	U	1.0	0.17	ug/L			07/05/13 16:46	1
Bromoform	0.19	U	1.0	0.19	ug/L			07/05/13 16:46	1
Bromomethane	0.21	U	2.0	0.21	ug/L			07/05/13 16:46	1
Carbon disulfide	0.45	U	2.0	0.45	ug/L			07/05/13 16:46	1
Carbon tetrachloride	0.19	U	1.0	0.19	ug/L			07/05/13 16:46	1
Chlorobenzene	0.17	U	1.0	0.17	ug/L			07/05/13 16:46	1
Dibromochloromethane	0.17	U	1.0	0.17	ug/L			07/05/13 16:46	1
Chloroethane	0.41	U	2.0	0.41	ug/L			07/05/13 16:46	1
Chloroform	0.16	U	1.0	0.16	ug/L			07/05/13 16:46	1
Dibromomethane	0.17	U	1.0	0.17	ug/L			07/05/13 16:46	1
1,2-Dichlorobenzene	0.15	U	1.0	0.15	ug/L			07/05/13 16:46	1
1,4-Dichlorobenzene	0.16	U	1.0	0.16	ug/L			07/05/13 16:46	1
trans-1,4-Dichloro-2-butene	0.80	U	3.0	0.80	ug/L			07/05/13 16:46	1
1,1-Dichloroethane	0.22	U	1.0	0.22	ug/L			07/05/13 16:46	1
1,2-Dichloroethane	0.13	U	1.0	0.13	ug/L			07/05/13 16:46	1
cis-1,2-Dichloroethene	0.15	U	1.0	0.15	ug/L			07/05/13 16:46	1
trans-1,2-Dichloroethene	0.15	U	1.0	0.15	ug/L			07/05/13 16:46	1
1,1-Dichloroethene	0.23	U	1.0	0.23	ug/L			07/05/13 16:46	1
1,2-Dichloropropane	0.18	U	1.0	0.18	ug/L			07/05/13 16:46	1
cis-1,3-Dichloropropene	0.16	U	1.0	0.16	ug/L			07/05/13 16:46	1
trans-1,3-Dichloropropene	0.19	U	3.0	0.19	ug/L			07/05/13 16:46	1
Ethylbenzene	0.16	U	1.0	0.16	ug/L			07/05/13 16:46	1
2-Hexanone	1.7	U	5.0	1.7	ug/L			07/05/13 16:46	1
Iodomethane	0.23	U	1.0	0.23	ug/L			07/05/13 16:46	1
Methylene Chloride	0.32	U	2.0	0.32	ug/L			07/05/13 16:46	1
4-Methyl-2-pentanone (MIBK)	0.98	U	5.0	0.98	ug/L			07/05/13 16:46	1
Styrene	0.17	U	1.0	0.17	ug/L			07/05/13 16:46	1
1,1,1,2-Tetrachloroethane	0.21	U	1.0	0.21	ug/L			07/05/13 16:46	1
1,1,2,2-Tetrachloroethane	0.21	U	1.0	0.21	ug/L			07/05/13 16:46	1
Tetrachloroethene	0.20	U	1.0	0.20	ug/L			07/05/13 16:46	1
1,1,1-Trichloroethane	0.16	U	1.0	0.16	ug/L			07/05/13 16:46	1
1,1,2-Trichloroethane	0.27	U	1.0	0.27	ug/L			07/05/13 16:46	1
Trichloroethene	0.16	U	1.0	0.16	ug/L			07/05/13 16:46	1
Trichlorofluoromethane	0.29	U	2.0	0.29	ug/L			07/05/13 16:46	1
1,2,3-Trichloropropane	0.33	U	2.5	0.33	ug/L			07/05/13 16:46	1
Vinyl acetate	0.94	U	3.0	0.94	ug/L			07/05/13 16:46	1
Vinyl chloride	0.10	U	1.0	0.10	ug/L			07/05/13 16:46	1
Xylenes (total)	0.19	U	2.0	0.19	ug/L			07/05/13 16:46	1

Method: 8260B - Volatile Organic Compounds (GC/MS) (Continued)

Client Sample ID: MW-6AR — **Lab Sample ID: 280-43807-2**
Date Collected: 06/26/13 14:32 — **Matrix: Water**
Date Received: 06/27/13 09:30

Analyte	Result	Qualifier	RL	MDL	Unit	D	Prepared	Analyzed	Dil Fac
Chloromethane	0.30	U	2.0	0.30	ug/L			07/05/13 16:46	1
2-Butanone (MEK)	2.0	U	6.0	2.0	ug/L			07/05/13 16:46	1
Toluene	0.17	U	1.0	0.17	ug/L			07/05/13 16:46	1

Surrogate	*%Recovery*	*Qualifier*	*Limits*	*Prepared*	*Analyzed*	*Dil Fac*
1,2-Dichloroethane-d4 (Surr)	*108*		*70 - 127*		*07/05/13 16:46*	*1*
Toluene-d8 (Surr)	*97*		*80 - 125*		*07/05/13 16:46*	*1*
4-Bromofluorobenzene (Surr)	*98*		*78 - 120*		*07/05/13 16:46*	*1*
Dibromofluoromethane (Surr)	*101*		*77 - 120*		*07/05/13 16:46*	*1*

Client Sample ID: MW-3A — **Lab Sample ID: 280-43807-3**
Date Collected: 06/26/13 13:46 — **Matrix: Water**
Date Received: 06/27/13 09:30

Analyte	Result	Qualifier	RL	MDL	Unit	D	Prepared	Analyzed	Dil Fac
Acetone	1.9	U	20	1.9	ug/L			07/05/13 17:07	1
Acrylonitrile	1.4	U	20	1.4	ug/L			07/05/13 17:07	1
Benzene	0.16	U	1.0	0.16	ug/L			07/05/13 17:07	1
Bromochloromethane	0.10	U	1.0	0.10	ug/L			07/05/13 17:07	1
Bromodichloromethane	0.17	U	1.0	0.17	ug/L			07/05/13 17:07	1
Bromoform	0.19	U	1.0	0.19	ug/L			07/05/13 17:07	1
Bromomethane	0.21	U	2.0	0.21	ug/L			07/05/13 17:07	1
Carbon disulfide	0.45	U	2.0	0.45	ug/L			07/05/13 17:07	1
Carbon tetrachloride	0.19	U	1.0	0.19	ug/L			07/05/13 17:07	1
Chlorobenzene	0.17	U	1.0	0.17	ug/L			07/05/13 17:07	1
Dibromochloromethane	0.17	U	1.0	0.17	ug/L			07/05/13 17:07	1
Chloroethane	0.41	U	2.0	0.41	ug/L			07/05/13 17:07	1
Chloroform	0.16	U	1.0	0.16	ug/L			07/05/13 17:07	1
Dibromomethane	0.17	U	1.0	0.17	ug/L			07/05/13 17:07	1
1,2-Dichlorobenzene	0.15	U	1.0	0.15	ug/L			07/05/13 17:07	1
1,4-Dichlorobenzene	0.16	U	1.0	0.16	ug/L			07/05/13 17:07	1
trans-1,4-Dichloro-2-butene	0.80	U	3.0	0.80	ug/L			07/05/13 17:07	1
1,1-Dichloroethane	0.22	U	1.0	0.22	ug/L			07/05/13 17:07	1
1,2-Dichloroethane	0.13	U	1.0	0.13	ug/L			07/05/13 17:07	1
cis-1,2-Dichloroethene	0.15	U	1.0	0.15	ug/L			07/05/13 17:07	1
trans-1,2-Dichloroethene	0.15	U	1.0	0.15	ug/L			07/05/13 17:07	1
1,1-Dichloroethene	0.23	U	1.0	0.23	ug/L			07/05/13 17:07	1
1,2-Dichloropropane	0.18	U	1.0	0.18	ug/L			07/05/13 17:07	1
cis-1,3-Dichloropropene	0.16	U	1.0	0.16	ug/L			07/05/13 17:07	1
trans-1,3-Dichloropropene	0.19	U	3.0	0.19	ug/L			07/05/13 17:07	1
Ethylbenzene	0.16	U	1.0	0.16	ug/L			07/05/13 17:07	1
2-Hexanone	1.7	U	5.0	1.7	ug/L			07/05/13 17:07	1
Iodomethane	0.23	U	1.0	0.23	ug/L			07/05/13 17:07	1
Methylene Chloride	0.32	U	2.0	0.32	ug/L			07/05/13 17:07	1
4-Methyl-2-pentanone (MIBK)	0.98	U	5.0	0.98	ug/L			07/05/13 17:07	1
Styrene	0.17	U	1.0	0.17	ug/L			07/05/13 17:07	1
1,1,1,2-Tetrachloroethane	0.21	U	1.0	0.21	ug/L			07/05/13 17:07	1
1,1,2,2-Tetrachloroethane	0.21	U	1.0	0.21	ug/L			07/05/13 17:07	1
Tetrachloroethene	0.20	U	1.0	0.20	ug/L			07/05/13 17:07	1
1,1,1-Trichloroethane	0.16	U	1.0	0.16	ug/L			07/05/13 17:07	1
1,1,2-Trichloroethane	0.27	U	1.0	0.27	ug/L			07/05/13 17:07	1

Method: 8260B - Volatile Organic Compounds (GC/MS) (Continued)

Client Sample ID: MW-3A — **Lab Sample ID: 280-43807-3**
Date Collected: 06/26/13 13:46 — **Matrix: Water**
Date Received: 06/27/13 09:30

Analyte	Result	Qualifier	RL	MDL	Unit	D	Prepared	Analyzed	Dil Fac
Trichloroethene	0.16	U	1.0	0.16	ug/L			07/05/13 17:07	1
Trichlorofluoromethane	0.29	U	2.0	0.29	ug/L			07/05/13 17:07	1
1,2,3-Trichloropropane	0.33	U	2.5	0.33	ug/L			07/05/13 17:07	1
Vinyl acetate	0.94	U	3.0	0.94	ug/L			07/05/13 17:07	1
Vinyl chloride	0.10	U	1.0	0.10	ug/L			07/05/13 17:07	1
Xylenes (total)	0.19	U	2.0	0.19	ug/L			07/05/13 17:07	1
Chloromethane	0.30	U	2.0	0.30	ug/L			07/05/13 17:07	1
2-Butanone (MEK)	2.0	U	6.0	2.0	ug/L			07/05/13 17:07	1
Toluene	**0.26**	**I**	1.0	0.17	ug/L			07/05/13 17:07	1

Surrogate	*%Recovery*	*Qualifier*	*Limits*	*Prepared*	*Analyzed*	*Dil Fac*
1,2-Dichloroethane-d4 (Surr)	*108*		*70 - 127*		*07/05/13 17:07*	*1*
Toluene-d8 (Surr)	*99*		*80 - 125*		*07/05/13 17:07*	*1*
4-Bromofluorobenzene (Surr)	*97*		*78 - 120*		*07/05/13 17:07*	*1*
Dibromofluoromethane (Surr)	*104*		*77 - 120*		*07/05/13 17:07*	*1*

Client Sample ID: MW-4B — **Lab Sample ID: 280-43807-4**
Date Collected: 06/26/13 13:03 — **Matrix: Water**
Date Received: 06/27/13 09:30

Analyte	Result	Qualifier	RL	MDL	Unit	D	Prepared	Analyzed	Dil Fac
Acetone	1.9	U	20	1.9	ug/L			07/05/13 17:28	1
Acrylonitrile	1.4	U	20	1.4	ug/L			07/05/13 17:28	1
Benzene	0.16	U	1.0	0.16	ug/L			07/05/13 17:28	1
Bromochloromethane	0.10	U	1.0	0.10	ug/L			07/05/13 17:28	1
Bromodichloromethane	0.17	U	1.0	0.17	ug/L			07/05/13 17:28	1
Bromoform	0.19	U	1.0	0.19	ug/L			07/05/13 17:28	1
Bromomethane	0.21	U	2.0	0.21	ug/L			07/05/13 17:28	1
Carbon disulfide	0.45	U	2.0	0.45	ug/L			07/05/13 17:28	1
Carbon tetrachloride	0.19	U	1.0	0.19	ug/L			07/05/13 17:28	1
Chlorobenzene	0.17	U	1.0	0.17	ug/L			07/05/13 17:28	1
Dibromochloromethane	0.17	U	1.0	0.17	ug/L			07/05/13 17:28	1
Chloroethane	0.41	U	2.0	0.41	ug/L			07/05/13 17:28	1
Chloroform	0.16	U	1.0	0.16	ug/L			07/05/13 17:28	1
Dibromomethane	0.17	U	1.0	0.17	ug/L			07/05/13 17:28	1
1,2-Dichlorobenzene	0.15	U	1.0	0.15	ug/L			07/05/13 17:28	1
1,4-Dichlorobenzene	0.16	U	1.0	0.16	ug/L			07/05/13 17:28	1
trans-1,4-Dichloro-2-butene	0.80	U	3.0	0.80	ug/L			07/05/13 17:28	1
1,1-Dichloroethane	0.22	U	1.0	0.22	ug/L			07/05/13 17:28	1
1,2-Dichloroethane	0.13	U	1.0	0.13	ug/L			07/05/13 17:28	1
cis-1,2-Dichloroethene	0.15	U	1.0	0.15	ug/L			07/05/13 17:28	1
trans-1,2-Dichloroethene	0.15	U	1.0	0.15	ug/L			07/05/13 17:28	1
1,1-Dichloroethene	0.23	U	1.0	0.23	ug/L			07/05/13 17:28	1
1,2-Dichloropropane	0.18	U	1.0	0.18	ug/L			07/05/13 17:28	1
cis-1,3-Dichloropropene	0.16	U	1.0	0.16	ug/L			07/05/13 17:28	1
trans-1,3-Dichloropropene	0.19	U	3.0	0.19	ug/L			07/05/13 17:28	1
Ethylbenzene	0.16	U	1.0	0.16	ug/L			07/05/13 17:28	1
2-Hexanone	1.7	U	5.0	1.7	ug/L			07/05/13 17:28	1
Iodomethane	0.23	U	1.0	0.23	ug/L			07/05/13 17:28	1
Methylene Chloride	0.32	U	2.0	0.32	ug/L			07/05/13 17:28	1
4-Methyl-2-pentanone (MIBK)	0.98	U	5.0	0.98	ug/L			07/05/13 17:28	1

Method: 8260B - Volatile Organic Compounds (GC/MS) (Continued)

Client Sample ID: MW-4B — **Lab Sample ID: 280-43807-4**
Date Collected: 06/26/13 13:03 — **Matrix: Water**
Date Received: 06/27/13 09:30

Analyte	Result	Qualifier	RL	MDL	Unit	D	Prepared	Analyzed	Dil Fac
Styrene	0.17	U	1.0	0.17	ug/L			07/05/13 17:28	1
1,1,1,2-Tetrachloroethane	0.21	U	1.0	0.21	ug/L			07/05/13 17:28	1
1,1,2,2-Tetrachloroethane	0.21	U	1.0	0.21	ug/L			07/05/13 17:28	1
Tetrachloroethene	0.20	U	1.0	0.20	ug/L			07/05/13 17:28	1
1,1,1-Trichloroethane	0.16	U	1.0	0.16	ug/L			07/05/13 17:28	1
1,1,2-Trichloroethane	0.27	U	1.0	0.27	ug/L			07/05/13 17:28	1
Trichloroethene	0.16	U	1.0	0.16	ug/L			07/05/13 17:28	1
Trichlorofluoromethane	0.29	U	2.0	0.29	ug/L			07/05/13 17:28	1
1,2,3-Trichloropropane	0.33	U	2.5	0.33	ug/L			07/05/13 17:28	1
Vinyl acetate	0.94	U	3.0	0.94	ug/L			07/05/13 17:28	1
Vinyl chloride	0.10	U	1.0	0.10	ug/L			07/05/13 17:28	1
Xylenes (total)	0.19	U	2.0	0.19	ug/L			07/05/13 17:28	1
Chloromethane	0.30	U	2.0	0.30	ug/L			07/05/13 17:28	1
2-Butanone (MEK)	2.0	U	6.0	2.0	ug/L			07/05/13 17:28	1
Toluene	0.17	U	1.0	0.17	ug/L			07/05/13 17:28	1

Surrogate	*%Recovery*	*Qualifier*	*Limits*	*Prepared*	*Analyzed*	*Dil Fac*
1,2-Dichloroethane-d4 (Surr)	*108*		*70 - 127*		*07/05/13 17:28*	*1*
Toluene-d8 (Surr)	*98*		*80 - 125*		*07/05/13 17:28*	*1*
4-Bromofluorobenzene (Surr)	*100*		*78 - 120*		*07/05/13 17:28*	*1*
Dibromofluoromethane (Surr)	*103*		*77 - 120*		*07/05/13 17:28*	*1*

Client Sample ID: MW-6BR — **Lab Sample ID: 280-43807-5**
Date Collected: 06/26/13 10:22 — **Matrix: Water**
Date Received: 06/27/13 09:30

Analyte	Result	Qualifier	RL	MDL	Unit	D	Prepared	Analyzed	Dil Fac
Acetone	1.9	U	20	1.9	ug/L			07/05/13 17:48	1
Acrylonitrile	1.4	U	20	1.4	ug/L			07/05/13 17:48	1
Benzene	0.16	U	1.0	0.16	ug/L			07/05/13 17:48	1
Bromochloromethane	0.10	U	1.0	0.10	ug/L			07/05/13 17:48	1
Bromodichloromethane	0.17	U	1.0	0.17	ug/L			07/05/13 17:48	1
Bromoform	0.19	U	1.0	0.19	ug/L			07/05/13 17:48	1
Bromomethane	0.21	U	2.0	0.21	ug/L			07/05/13 17:48	1
Carbon disulfide	0.45	U	2.0	0.45	ug/L			07/05/13 17:48	1
Carbon tetrachloride	0.19	U	1.0	0.19	ug/L			07/05/13 17:48	1
Chlorobenzene	0.17	U	1.0	0.17	ug/L			07/05/13 17:48	1
Dibromochloromethane	0.17	U	1.0	0.17	ug/L			07/05/13 17:48	1
Chloroethane	0.41	U	2.0	0.41	ug/L			07/05/13 17:48	1
Chloroform	**0.37**	**I**	1.0	0.16	ug/L			07/05/13 17:48	1
Dibromomethane	0.17	U	1.0	0.17	ug/L			07/05/13 17:48	1
1,2-Dichlorobenzene	0.15	U	1.0	0.15	ug/L			07/05/13 17:48	1
1,4-Dichlorobenzene	0.16	U	1.0	0.16	ug/L			07/05/13 17:48	1
trans-1,4-Dichloro-2-butene	0.80	U	3.0	0.80	ug/L			07/05/13 17:48	1
1,1-Dichloroethane	0.22	U	1.0	0.22	ug/L			07/05/13 17:48	1
1,2-Dichloroethane	0.13	U	1.0	0.13	ug/L			07/05/13 17:48	1
cis-1,2-Dichloroethene	0.15	U	1.0	0.15	ug/L			07/05/13 17:48	1
trans-1,2-Dichloroethene	0.15	U	1.0	0.15	ug/L			07/05/13 17:48	1
1,1-Dichloroethene	0.23	U	1.0	0.23	ug/L			07/05/13 17:48	1
1,2-Dichloropropane	0.18	U	1.0	0.18	ug/L			07/05/13 17:48	1
cis-1,3-Dichloropropene	0.16	U	1.0	0.16	ug/L			07/05/13 17:48	1

Method: 8260B - Volatile Organic Compounds (GC/MS) (Continued)

Client Sample ID: MW-6BR — **Lab Sample ID: 280-43807-5**
Date Collected: 06/26/13 10:22 — **Matrix: Water**
Date Received: 06/27/13 09:30

Analyte	Result	Qualifier	RL	MDL	Unit	D	Prepared	Analyzed	Dil Fac
trans-1,3-Dichloropropene	0.19	U	3.0	0.19	ug/L			07/05/13 17:48	1
Ethylbenzene	0.16	U	1.0	0.16	ug/L			07/05/13 17:48	1
2-Hexanone	1.7	U	5.0	1.7	ug/L			07/05/13 17:48	1
Iodomethane	0.23	U	1.0	0.23	ug/L			07/05/13 17:48	1
Methylene Chloride	0.32	U	2.0	0.32	ug/L			07/05/13 17:48	1
4-Methyl-2-pentanone (MIBK)	0.98	U	5.0	0.98	ug/L			07/05/13 17:48	1
Styrene	0.17	U	1.0	0.17	ug/L			07/05/13 17:48	1
1,1,1,2-Tetrachloroethane	0.21	U	1.0	0.21	ug/L			07/05/13 17:48	1
1,1,2,2-Tetrachloroethane	0.21	U	1.0	0.21	ug/L			07/05/13 17:48	1
Tetrachloroethene	0.20	U	1.0	0.20	ug/L			07/05/13 17:48	1
1,1,1-Trichloroethane	0.16	U	1.0	0.16	ug/L			07/05/13 17:48	1
1,1,2-Trichloroethane	0.27	U	1.0	0.27	ug/L			07/05/13 17:48	1
Trichloroethene	0.16	U	1.0	0.16	ug/L			07/05/13 17:48	1
Trichlorofluoromethane	0.29	U	2.0	0.29	ug/L			07/05/13 17:48	1
1,2,3-Trichloropropane	0.33	U	2.5	0.33	ug/L			07/05/13 17:48	1
Vinyl acetate	0.94	U	3.0	0.94	ug/L			07/05/13 17:48	1
Vinyl chloride	0.10	U	1.0	0.10	ug/L			07/05/13 17:48	1
Xylenes (total)	0.19	U	2.0	0.19	ug/L			07/05/13 17:48	1
Chloromethane	0.30	U	2.0	0.30	ug/L			07/05/13 17:48	1
2-Butanone (MEK)	2.0	U	6.0	2.0	ug/L			07/05/13 17:48	1
Toluene	0.17	U	1.0	0.17	ug/L			07/05/13 17:48	1

Surrogate	*%Recovery*	*Qualifier*	*Limits*	*Prepared*	*Analyzed*	*Dil Fac*
1,2-Dichloroethane-d4 (Surr)	*108*		*70 - 127*		*07/05/13 17:48*	*1*
Toluene-d8 (Surr)	*97*		*80 - 125*		*07/05/13 17:48*	*1*
4-Bromofluorobenzene (Surr)	*98*		*78 - 120*		*07/05/13 17:48*	*1*
Dibromofluoromethane (Surr)	*104*		*77 - 120*		*07/05/13 17:48*	*1*

Client Sample ID: MW-3B — **Lab Sample ID: 280-43807-6**
Date Collected: 06/26/13 11:37 — **Matrix: Water**
Date Received: 06/27/13 09:30

Analyte	Result	Qualifier	RL	MDL	Unit	D	Prepared	Analyzed	Dil Fac
Acetone	1.9	U	20	1.9	ug/L			07/05/13 18:09	1
Acrylonitrile	1.4	U	20	1.4	ug/L			07/05/13 18:09	1
Benzene	0.16	U	1.0	0.16	ug/L			07/05/13 18:09	1
Bromochloromethane	0.10	U	1.0	0.10	ug/L			07/05/13 18:09	1
Bromodichloromethane	0.17	U	1.0	0.17	ug/L			07/05/13 18:09	1
Bromoform	0.19	U	1.0	0.19	ug/L			07/05/13 18:09	1
Bromomethane	0.21	U	2.0	0.21	ug/L			07/05/13 18:09	1
Carbon disulfide	0.45	U	2.0	0.45	ug/L			07/05/13 18:09	1
Carbon tetrachloride	0.19	U	1.0	0.19	ug/L			07/05/13 18:09	1
Chlorobenzene	0.17	U	1.0	0.17	ug/L			07/05/13 18:09	1
Dibromochloromethane	0.17	U	1.0	0.17	ug/L			07/05/13 18:09	1
Chloroethane	0.41	U	2.0	0.41	ug/L			07/05/13 18:09	1
Chloroform	0.16	U	1.0	0.16	ug/L			07/05/13 18:09	1
Dibromomethane	0.17	U	1.0	0.17	ug/L			07/05/13 18:09	1
1,2-Dichlorobenzene	0.15	U	1.0	0.15	ug/L			07/05/13 18:09	1
1,4-Dichlorobenzene	0.16	U	1.0	0.16	ug/L			07/05/13 18:09	1
trans-1,4-Dichloro-2-butene	0.80	U	3.0	0.80	ug/L			07/05/13 18:09	1
1,1-Dichloroethane	0.22	U	1.0	0.22	ug/L			07/05/13 18:09	1

Method: 8260B - Volatile Organic Compounds (GC/MS) (Continued)

Client Sample ID: MW-3B — **Lab Sample ID: 280-43807-6**
Date Collected: 06/26/13 11:37 — **Matrix: Water**
Date Received: 06/27/13 09:30

Analyte	Result	Qualifier	RL	MDL	Unit	D	Prepared	Analyzed	Dil Fac
1,2-Dichloroethane	0.13	U	1.0	0.13	ug/L			07/05/13 18:09	1
cis-1,2-Dichloroethene	0.15	U	1.0	0.15	ug/L			07/05/13 18:09	1
trans-1,2-Dichloroethene	0.15	U	1.0	0.15	ug/L			07/05/13 18:09	1
1,1-Dichloroethene	0.23	U	1.0	0.23	ug/L			07/05/13 18:09	1
1,2-Dichloropropane	0.18	U	1.0	0.18	ug/L			07/05/13 18:09	1
cis-1,3-Dichloropropene	0.16	U	1.0	0.16	ug/L			07/05/13 18:09	1
trans-1,3-Dichloropropene	0.19	U	3.0	0.19	ug/L			07/05/13 18:09	1
Ethylbenzene	0.16	U	1.0	0.16	ug/L			07/05/13 18:09	1
2-Hexanone	1.7	U	5.0	1.7	ug/L			07/05/13 18:09	1
Iodomethane	0.23	U	1.0	0.23	ug/L			07/05/13 18:09	1
Methylene Chloride	0.32	U	2.0	0.32	ug/L			07/05/13 18:09	1
4-Methyl-2-pentanone (MIBK)	0.98	U	5.0	0.98	ug/L			07/05/13 18:09	1
Styrene	0.17	U	1.0	0.17	ug/L			07/05/13 18:09	1
1,1,1,2-Tetrachloroethane	0.21	U	1.0	0.21	ug/L			07/05/13 18:09	1
1,1,2,2-Tetrachloroethane	0.21	U	1.0	0.21	ug/L			07/05/13 18:09	1
Tetrachloroethene	0.20	U	1.0	0.20	ug/L			07/05/13 18:09	1
1,1,1-Trichloroethane	0.16	U	1.0	0.16	ug/L			07/05/13 18:09	1
1,1,2-Trichloroethane	0.27	U	1.0	0.27	ug/L			07/05/13 18:09	1
Trichloroethene	0.16	U	1.0	0.16	ug/L			07/05/13 18:09	1
Trichlorofluoromethane	0.29	U	2.0	0.29	ug/L			07/05/13 18:09	1
1,2,3-Trichloropropane	0.33	U	2.5	0.33	ug/L			07/05/13 18:09	1
Vinyl acetate	0.94	U	3.0	0.94	ug/L			07/05/13 18:09	1
Vinyl chloride	0.10	U	1.0	0.10	ug/L			07/05/13 18:09	1
Xylenes (total)	0.19	U	2.0	0.19	ug/L			07/05/13 18:09	1
Chloromethane	0.30	U	2.0	0.30	ug/L			07/05/13 18:09	1
2-Butanone (MEK)	2.0	U	6.0	2.0	ug/L			07/05/13 18:09	1
Toluene	0.17	U	1.0	0.17	ug/L			07/05/13 18:09	1

Surrogate	*%Recovery*	*Qualifier*	*Limits*	*Prepared*	*Analyzed*	*Dil Fac*
1,2-Dichloroethane-d4 (Surr)	*106*		*70 - 127*		*07/05/13 18:09*	*1*
Toluene-d8 (Surr)	*100*		*80 - 125*		*07/05/13 18:09*	*1*
4-Bromofluorobenzene (Surr)	*99*		*78 - 120*		*07/05/13 18:09*	*1*
Dibromofluoromethane (Surr)	*102*		*77 - 120*		*07/05/13 18:09*	*1*

Client Sample ID: MW-5A — **Lab Sample ID: 280-43807-7**
Date Collected: 06/26/13 15:33 — **Matrix: Water**
Date Received: 06/27/13 09:30

Analyte	Result	Qualifier	RL	MDL	Unit	D	Prepared	Analyzed	Dil Fac
Acetone	1.9	U	20	1.9	ug/L			07/05/13 18:30	1
Acrylonitrile	1.4	U	20	1.4	ug/L			07/05/13 18:30	1
Benzene	0.16	U	1.0	0.16	ug/L			07/05/13 18:30	1
Bromochloromethane	0.10	U	1.0	0.10	ug/L			07/05/13 18:30	1
Bromodichloromethane	0.17	U	1.0	0.17	ug/L			07/05/13 18:30	1
Bromoform	0.19	U	1.0	0.19	ug/L			07/05/13 18:30	1
Bromomethane	0.21	U	2.0	0.21	ug/L			07/05/13 18:30	1
Carbon disulfide	0.45	U	2.0	0.45	ug/L			07/05/13 18:30	1
Carbon tetrachloride	0.19	U	1.0	0.19	ug/L			07/05/13 18:30	1
Chlorobenzene	0.17	U	1.0	0.17	ug/L			07/05/13 18:30	1
Dibromochloromethane	0.17	U	1.0	0.17	ug/L			07/05/13 18:30	1
Chloroethane	0.41	U	2.0	0.41	ug/L			07/05/13 18:30	1

Method: 8260B - Volatile Organic Compounds (GC/MS) (Continued)

Client Sample ID: MW-5A **Lab Sample ID: 280-43807-7**
Date Collected: 06/26/13 15:33 **Matrix: Water**
Date Received: 06/27/13 09:30

Analyte	Result	Qualifier	RL	MDL	Unit	D	Prepared	Analyzed	Dil Fac
Chloroform	0.16	U	1.0	0.16	ug/L			07/05/13 18:30	1
Dibromomethane	0.17	U	1.0	0.17	ug/L			07/05/13 18:30	1
1,2-Dichlorobenzene	0.15	U	1.0	0.15	ug/L			07/05/13 18:30	1
1,4-Dichlorobenzene	0.16	U	1.0	0.16	ug/L			07/05/13 18:30	1
trans-1,4-Dichloro-2-butene	0.80	U	3.0	0.80	ug/L			07/05/13 18:30	1
1,1-Dichloroethane	0.22	U	1.0	0.22	ug/L			07/05/13 18:30	1
1,2-Dichloroethane	0.13	U	1.0	0.13	ug/L			07/05/13 18:30	1
cis-1,2-Dichloroethene	0.15	U	1.0	0.15	ug/L			07/05/13 18:30	1
trans-1,2-Dichloroethene	0.15	U	1.0	0.15	ug/L			07/05/13 18:30	1
1,1-Dichloroethene	0.23	U	1.0	0.23	ug/L			07/05/13 18:30	1
1,2-Dichloropropane	0.18	U	1.0	0.18	ug/L			07/05/13 18:30	1
cis-1,3-Dichloropropene	0.16	U	1.0	0.16	ug/L			07/05/13 18:30	1
trans-1,3-Dichloropropene	0.19	U	3.0	0.19	ug/L			07/05/13 18:30	1
Ethylbenzene	0.16	U	1.0	0.16	ug/L			07/05/13 18:30	1
2-Hexanone	1.7	U	5.0	1.7	ug/L			07/05/13 18:30	1
Iodomethane	0.23	U	1.0	0.23	ug/L			07/05/13 18:30	1
Methylene Chloride	0.32	U	2.0	0.32	ug/L			07/05/13 18:30	1
4-Methyl-2-pentanone (MIBK)	0.98	U	5.0	0.98	ug/L			07/05/13 18:30	1
Styrene	0.17	U	1.0	0.17	ug/L			07/05/13 18:30	1
1,1,1,2-Tetrachloroethane	0.21	U	1.0	0.21	ug/L			07/05/13 18:30	1
1,1,2,2-Tetrachloroethane	0.21	U	1.0	0.21	ug/L			07/05/13 18:30	1
Tetrachloroethene	0.20	U	1.0	0.20	ug/L			07/05/13 18:30	1
1,1,1-Trichloroethane	0.16	U	1.0	0.16	ug/L			07/05/13 18:30	1
1,1,2-Trichloroethane	0.27	U	1.0	0.27	ug/L			07/05/13 18:30	1
Trichloroethene	0.16	U	1.0	0.16	ug/L			07/05/13 18:30	1
Trichlorofluoromethane	0.29	U	2.0	0.29	ug/L			07/05/13 18:30	1
1,2,3-Trichloropropane	0.33	U	2.5	0.33	ug/L			07/05/13 18:30	1
Vinyl acetate	0.94	U	3.0	0.94	ug/L			07/05/13 18:30	1
Vinyl chloride	0.10	U	1.0	0.10	ug/L			07/05/13 18:30	1
Xylenes (total)	0.19	U	2.0	0.19	ug/L			07/05/13 18:30	1
Chloromethane	0.30	U	2.0	0.30	ug/L			07/05/13 18:30	1
2-Butanone (MEK)	2.0	U	6.0	2.0	ug/L			07/05/13 18:30	1
Toluene	0.17	U	1.0	0.17	ug/L			07/05/13 18:30	1

Surrogate	*%Recovery*	*Qualifier*	*Limits*	*Prepared*	*Analyzed*	*Dil Fac*
1,2-Dichloroethane-d4 (Surr)	*108*		*70 - 127*		*07/05/13 18:30*	*1*
Toluene-d8 (Surr)	*98*		*80 - 125*		*07/05/13 18:30*	*1*
4-Bromofluorobenzene (Surr)	*101*		*78 - 120*		*07/05/13 18:30*	*1*
Dibromofluoromethane (Surr)	*104*		*77 - 120*		*07/05/13 18:30*	*1*

Client Sample ID: TRIP BLANK **Lab Sample ID: 280-43807-8**
Date Collected: 06/26/13 00:00 **Matrix: Water**
Date Received: 06/27/13 09:30

Analyte	Result	Qualifier	RL	MDL	Unit	D	Prepared	Analyzed	Dil Fac
Acetone	1.9	U	20	1.9	ug/L			07/05/13 18:50	1
Acrylonitrile	1.4	U	20	1.4	ug/L			07/05/13 18:50	1
Benzene	0.16	U	1.0	0.16	ug/L			07/05/13 18:50	1
Bromochloromethane	0.10	U	1.0	0.10	ug/L			07/05/13 18:50	1
Bromodichloromethane	0.17	U	1.0	0.17	ug/L			07/05/13 18:50	1
Bromoform	0.19	U	1.0	0.19	ug/L			07/05/13 18:50	1

Method: 8260B - Volatile Organic Compounds (GC/MS) (Continued)

Client Sample ID: TRIP BLANK
Date Collected: 06/26/13 00:00
Date Received: 06/27/13 09:30

Lab Sample ID: 280-43807-8
Matrix: Water

Analyte	Result	Qualifier	RL	MDL	Unit	D	Prepared	Analyzed	Dil Fac
Bromomethane	0.21	U	2.0	0.21	ug/L			07/05/13 18:50	1
Carbon disulfide	0.45	U	2.0	0.45	ug/L			07/05/13 18:50	1
Carbon tetrachloride	0.19	U	1.0	0.19	ug/L			07/05/13 18:50	1
Chlorobenzene	0.17	U	1.0	0.17	ug/L			07/05/13 18:50	1
Dibromochloromethane	0.17	U	1.0	0.17	ug/L			07/05/13 18:50	1
Chloroethane	0.41	U	2.0	0.41	ug/L			07/05/13 18:50	1
Chloroform	0.16	U	1.0	0.16	ug/L			07/05/13 18:50	1
Dibromomethane	0.17	U	1.0	0.17	ug/L			07/05/13 18:50	1
1,2-Dichlorobenzene	0.15	U	1.0	0.15	ug/L			07/05/13 18:50	1
1,4-Dichlorobenzene	0.16	U	1.0	0.16	ug/L			07/05/13 18:50	1
trans-1,4-Dichloro-2-butene	0.80	U	3.0	0.80	ug/L			07/05/13 18:50	1
1,1-Dichloroethane	0.22	U	1.0	0.22	ug/L			07/05/13 18:50	1
1,2-Dichloroethane	0.13	U	1.0	0.13	ug/L			07/05/13 18:50	1
cis-1,2-Dichloroethene	0.15	U	1.0	0.15	ug/L			07/05/13 18:50	1
trans-1,2-Dichloroethene	0.15	U	1.0	0.15	ug/L			07/05/13 18:50	1
1,1-Dichloroethene	0.23	U	1.0	0.23	ug/L			07/05/13 18:50	1
1,2-Dichloropropane	0.18	U	1.0	0.18	ug/L			07/05/13 18:50	1
cis-1,3-Dichloropropene	0.16	U	1.0	0.16	ug/L			07/05/13 18:50	1
trans-1,3-Dichloropropene	0.19	U	3.0	0.19	ug/L			07/05/13 18:50	1
Ethylbenzene	0.16	U	1.0	0.16	ug/L			07/05/13 18:50	1
2-Hexanone	1.7	U	5.0	1.7	ug/L			07/05/13 18:50	1
Iodomethane	0.23	U	1.0	0.23	ug/L			07/05/13 18:50	1
Methylene Chloride	0.32	U	2.0	0.32	ug/L			07/05/13 18:50	1
4-Methyl-2-pentanone (MIBK)	0.98	U	5.0	0.98	ug/L			07/05/13 18:50	1
Styrene	0.17	U	1.0	0.17	ug/L			07/05/13 18:50	1
1,1,1,2-Tetrachloroethane	0.21	U	1.0	0.21	ug/L			07/05/13 18:50	1
1,1,2,2-Tetrachloroethane	0.21	U	1.0	0.21	ug/L			07/05/13 18:50	1
Tetrachloroethene	0.20	U	1.0	0.20	ug/L			07/05/13 18:50	1
1,1,1-Trichloroethane	0.16	U	1.0	0.16	ug/L			07/05/13 18:50	1
1,1,2-Trichloroethane	0.27	U	1.0	0.27	ug/L			07/05/13 18:50	1
Trichloroethene	0.16	U	1.0	0.16	ug/L			07/05/13 18:50	1
Trichlorofluoromethane	0.29	U	2.0	0.29	ug/L			07/05/13 18:50	1
1,2,3-Trichloropropane	0.33	U	2.5	0.33	ug/L			07/05/13 18:50	1
Vinyl acetate	0.94	U	3.0	0.94	ug/L			07/05/13 18:50	1
Vinyl chloride	0.10	U	1.0	0.10	ug/L			07/05/13 18:50	1
Xylenes (total)	0.19	U	2.0	0.19	ug/L			07/05/13 18:50	1
Chloromethane	0.30	U	2.0	0.30	ug/L			07/05/13 18:50	1
2-Butanone (MEK)	2.0	U	6.0	2.0	ug/L			07/05/13 18:50	1
Toluene	0.17	U	1.0	0.17	ug/L			07/05/13 18:50	1

Surrogate	*%Recovery*	*Qualifier*	*Limits*	*Prepared*	*Analyzed*	*Dil Fac*
1,2-Dichloroethane-d4 (Surr)	*108*		*70 - 127*		*07/05/13 18:50*	*1*
Toluene-d8 (Surr)	*98*		*80 - 125*		*07/05/13 18:50*	*1*
4-Bromofluorobenzene (Surr)	*97*		*78 - 120*		*07/05/13 18:50*	*1*
Dibromofluoromethane (Surr)	*103*		*77 - 120*		*07/05/13 18:50*	*1*

Method: 8260B - Volatile Organic Compounds (GC/MS)

Client Sample ID: MW-4A
Date Collected: 06/26/13 14:08
Date Received: 06/27/13 09:30

Lab Sample ID: 280-43807-9
Matrix: Water

Analyte	Result	Qualifier	RL	MDL	Unit	D	Prepared	Analyzed	Dil Fac
Acetone	**4.0**	**I**	20	1.9	ug/L			07/09/13 15:06	1
Acrylonitrile	1.4	U	20	1.4	ug/L			07/09/13 15:06	1
Benzene	0.16	U	1.0	0.16	ug/L			07/09/13 15:06	1
Bromochloromethane	0.10	U	1.0	0.10	ug/L			07/09/13 15:06	1
Bromodichloromethane	0.17	U	1.0	0.17	ug/L			07/09/13 15:06	1
Bromoform	0.19	U	1.0	0.19	ug/L			07/09/13 15:06	1
Bromomethane	0.21	U	2.0	0.21	ug/L			07/09/13 15:06	1
Carbon disulfide	0.45	U	2.0	0.45	ug/L			07/09/13 15:06	1
Carbon tetrachloride	0.19	U	1.0	0.19	ug/L			07/09/13 15:06	1
Chlorobenzene	0.17	U	1.0	0.17	ug/L			07/09/13 15:06	1
Dibromochloromethane	0.17	U	1.0	0.17	ug/L			07/09/13 15:06	1
Chloroethane	0.41	U	2.0	0.41	ug/L			07/09/13 15:06	1
Chloroform	0.16	U	1.0	0.16	ug/L			07/09/13 15:06	1
Dibromomethane	0.17	U	1.0	0.17	ug/L			07/09/13 15:06	1
1,2-Dichlorobenzene	0.15	U	1.0	0.15	ug/L			07/09/13 15:06	1
1,4-Dichlorobenzene	0.16	U	1.0	0.16	ug/L			07/09/13 15:06	1
trans-1,4-Dichloro-2-butene	0.80	U	3.0	0.80	ug/L			07/09/13 15:06	1
1,1-Dichloroethane	0.22	U	1.0	0.22	ug/L			07/09/13 15:06	1
1,2-Dichloroethane	0.13	U	1.0	0.13	ug/L			07/09/13 15:06	1
cis-1,2-Dichloroethene	0.15	U	1.0	0.15	ug/L			07/09/13 15:06	1
trans-1,2-Dichloroethene	0.15	U	1.0	0.15	ug/L			07/09/13 15:06	1
1,1-Dichloroethene	0.23	U	1.0	0.23	ug/L			07/09/13 15:06	1
1,2-Dichloropropane	0.18	U	1.0	0.18	ug/L			07/09/13 15:06	1
cis-1,3-Dichloropropene	0.16	U	1.0	0.16	ug/L			07/09/13 15:06	1
trans-1,3-Dichloropropene	0.19	U	3.0	0.19	ug/L			07/09/13 15:06	1
Ethylbenzene	0.16	U	1.0	0.16	ug/L			07/09/13 15:06	1
2-Hexanone	1.7	U	5.0	1.7	ug/L			07/09/13 15:06	1
Iodomethane	0.23	U	1.0	0.23	ug/L			07/09/13 15:06	1
Methylene Chloride	0.32	U	2.0	0.32	ug/L			07/09/13 15:06	1
4-Methyl-2-pentanone (MIBK)	0.98	U	5.0	0.98	ug/L			07/09/13 15:06	1
Styrene	0.17	U	1.0	0.17	ug/L			07/09/13 15:06	1
1,1,1,2-Tetrachloroethane	0.21	U	1.0	0.21	ug/L			07/09/13 15:06	1
1,1,2,2-Tetrachloroethane	0.21	U	1.0	0.21	ug/L			07/09/13 15:06	1
Tetrachloroethene	0.20	U	1.0	0.20	ug/L			07/09/13 15:06	1
1,1,1-Trichloroethane	0.16	U	1.0	0.16	ug/L			07/09/13 15:06	1
1,1,2-Trichloroethane	0.27	U	1.0	0.27	ug/L			07/09/13 15:06	1
Trichloroethene	0.16	U	1.0	0.16	ug/L			07/09/13 15:06	1
Trichlorofluoromethane	0.29	U	2.0	0.29	ug/L			07/09/13 15:06	1
1,2,3-Trichloropropane	0.33	U	2.5	0.33	ug/L			07/09/13 15:06	1
Vinyl acetate	0.94	U	3.0	0.94	ug/L			07/09/13 15:06	1
Vinyl chloride	0.10	U	1.0	0.10	ug/L			07/09/13 15:06	1
Xylenes (total)	0.19	U	2.0	0.19	ug/L			07/09/13 15:06	1
Chloromethane	0.30	U	2.0	0.30	ug/L			07/09/13 15:06	1
2-Butanone (MEK)	2.0	U	6.0	2.0	ug/L			07/09/13 15:06	1
Toluene	0.17	U	1.0	0.17	ug/L			07/09/13 15:06	1

Surrogate	*%Recovery*	*Qualifier*	*Limits*	*Prepared*	*Analyzed*	*Dil Fac*
1,2-Dichloroethane-d4 (Surr)	*79*		*70 - 127*		*07/09/13 15:06*	*1*
Toluene-d8 (Surr)	*90*		*80 - 125*		*07/09/13 15:06*	*1*
4-Bromofluorobenzene (Surr)	*100*		*78 - 120*		*07/09/13 15:06*	*1*

Method: 8260B - Volatile Organic Compounds (GC/MS) (Continued)

Client Sample ID: MW-4A
Date Collected: 06/26/13 14:08
Date Received: 06/27/13 09:30

Lab Sample ID: 280-43807-9
Matrix: Water

Surrogate	*%Recovery*	*Qualifier*	*Limits*	*Prepared*	*Analyzed*	*Dil Fac*
Dibromofluoromethane (Surr)	*85*		*77 - 120*		*07/09/13 15:06*	*1*

Client Sample ID: MW-FL1
Date Collected: 06/26/13 14:01
Date Received: 06/27/13 09:30

Lab Sample ID: 280-43807-10
Matrix: Water

Analyte	Result	Qualifier	RL	MDL	Unit	D	Prepared	Analyzed	Dil Fac
Acetone	1.9	U	20	1.9	ug/L			07/09/13 15:27	1
Acrylonitrile	1.4	U	20	1.4	ug/L			07/09/13 15:27	1
Benzene	0.16	U	1.0	0.16	ug/L			07/09/13 15:27	1
Bromochloromethane	0.10	U	1.0	0.10	ug/L			07/09/13 15:27	1
Bromodichloromethane	0.17	U	1.0	0.17	ug/L			07/09/13 15:27	1
Bromoform	0.19	U	1.0	0.19	ug/L			07/09/13 15:27	1
Bromomethane	0.21	U	2.0	0.21	ug/L			07/09/13 15:27	1
Carbon disulfide	0.45	U	2.0	0.45	ug/L			07/09/13 15:27	1
Carbon tetrachloride	0.19	U	1.0	0.19	ug/L			07/09/13 15:27	1
Chlorobenzene	0.17	U	1.0	0.17	ug/L			07/09/13 15:27	1
Dibromochloromethane	0.17	U	1.0	0.17	ug/L			07/09/13 15:27	1
Chloroethane	0.41	U	2.0	0.41	ug/L			07/09/13 15:27	1
Chloroform	0.16	U	1.0	0.16	ug/L			07/09/13 15:27	1
Dibromomethane	0.17	U	1.0	0.17	ug/L			07/09/13 15:27	1
1,2-Dichlorobenzene	0.15	U	1.0	0.15	ug/L			07/09/13 15:27	1
1,4-Dichlorobenzene	0.16	U	1.0	0.16	ug/L			07/09/13 15:27	1
trans-1,4-Dichloro-2-butene	0.80	U	3.0	0.80	ug/L			07/09/13 15:27	1
1,1-Dichloroethane	0.22	U	1.0	0.22	ug/L			07/09/13 15:27	1
1,2-Dichloroethane	0.13	U	1.0	0.13	ug/L			07/09/13 15:27	1
cis-1,2-Dichloroethene	0.15	U	1.0	0.15	ug/L			07/09/13 15:27	1
trans-1,2-Dichloroethene	0.15	U	1.0	0.15	ug/L			07/09/13 15:27	1
1,1-Dichloroethene	0.23	U	1.0	0.23	ug/L			07/09/13 15:27	1
1,2-Dichloropropane	0.18	U	1.0	0.18	ug/L			07/09/13 15:27	1
cis-1,3-Dichloropropene	0.16	U	1.0	0.16	ug/L			07/09/13 15:27	1
trans-1,3-Dichloropropene	0.19	U	3.0	0.19	ug/L			07/09/13 15:27	1
Ethylbenzene	0.16	U	1.0	0.16	ug/L			07/09/13 15:27	1
2-Hexanone	1.7	U	5.0	1.7	ug/L			07/09/13 15:27	1
Iodomethane	0.23	U	1.0	0.23	ug/L			07/09/13 15:27	1
Methylene Chloride	0.32	U	2.0	0.32	ug/L			07/09/13 15:27	1
4-Methyl-2-pentanone (MIBK)	0.98	U	5.0	0.98	ug/L			07/09/13 15:27	1
Styrene	0.17	U	1.0	0.17	ug/L			07/09/13 15:27	1
1,1,1,2-Tetrachloroethane	0.21	U	1.0	0.21	ug/L			07/09/13 15:27	1
1,1,2,2-Tetrachloroethane	0.21	U	1.0	0.21	ug/L			07/09/13 15:27	1
Tetrachloroethene	0.20	U	1.0	0.20	ug/L			07/09/13 15:27	1
1,1,1-Trichloroethane	0.16	U	1.0	0.16	ug/L			07/09/13 15:27	1
1,1,2-Trichloroethane	0.27	U	1.0	0.27	ug/L			07/09/13 15:27	1
Trichloroethene	0.16	U	1.0	0.16	ug/L			07/09/13 15:27	1
Trichlorofluoromethane	0.29	U	2.0	0.29	ug/L			07/09/13 15:27	1
1,2,3-Trichloropropane	0.33	U	2.5	0.33	ug/L			07/09/13 15:27	1
Vinyl acetate	0.94	U	3.0	0.94	ug/L			07/09/13 15:27	1
Vinyl chloride	0.10	U	1.0	0.10	ug/L			07/09/13 15:27	1
Xylenes (total)	0.19	U	2.0	0.19	ug/L			07/09/13 15:27	1
Chloromethane	0.30	U	2.0	0.30	ug/L			07/09/13 15:27	1

Method: 8260B - Volatile Organic Compounds (GC/MS) (Continued)

Client Sample ID: MW-FL1 — **Lab Sample ID: 280-43807-10**
Date Collected: 06/26/13 14:01 — **Matrix: Water**
Date Received: 06/27/13 09:30

Analyte	Result	Qualifier	RL	MDL	Unit	D	Prepared	Analyzed	Dil Fac
2-Butanone (MEK)	2.0	U	6.0	2.0	ug/L			07/09/13 15:27	1
Toluene	0.17	U	1.0	0.17	ug/L			07/09/13 15:27	1

Surrogate	*%Recovery*	*Qualifier*	*Limits*	*Prepared*	*Analyzed*	*Dil Fac*
1,2-Dichloroethane-d4 (Surr)	*78*		*70 - 127*		*07/09/13 15:27*	*1*
Toluene-d8 (Surr)	*93*		*80 - 125*		*07/09/13 15:27*	*1*
4-Bromofluorobenzene (Surr)	*103*		*78 - 120*		*07/09/13 15:27*	*1*
Dibromofluoromethane (Surr)	*84*		*77 - 120*		*07/09/13 15:27*	*1*

Client Sample ID: MW-8R — **Lab Sample ID: 280-43853-1**
Date Collected: 06/27/13 10:01 — **Matrix: Water**
Date Received: 06/28/13 10:00

Analyte	Result	Qualifier	RL	MDL	Unit	D	Prepared	Analyzed	Dil Fac
Acetone	1.9	U	20	1.9	ug/L			07/10/13 11:54	1
Acrylonitrile	1.4	U	20	1.4	ug/L			07/10/13 11:54	1
Benzene	0.16	U	1.0	0.16	ug/L			07/10/13 11:54	1
Bromochloromethane	0.10	U	1.0	0.10	ug/L			07/10/13 11:54	1
Bromodichloromethane	0.17	U	1.0	0.17	ug/L			07/10/13 11:54	1
Bromoform	0.19	U	1.0	0.19	ug/L			07/10/13 11:54	1
Bromomethane	0.21	U	2.0	0.21	ug/L			07/10/13 11:54	1
Carbon disulfide	0.45	U	2.0	0.45	ug/L			07/10/13 11:54	1
Carbon tetrachloride	0.19	U	1.0	0.19	ug/L			07/10/13 11:54	1
Chlorobenzene	0.17	U	1.0	0.17	ug/L			07/10/13 11:54	1
Dibromochloromethane	0.17	U	1.0	0.17	ug/L			07/10/13 11:54	1
Chloroethane	0.41	U	2.0	0.41	ug/L			07/10/13 11:54	1
Chloroform	0.16	U	1.0	0.16	ug/L			07/10/13 11:54	1
Dibromomethane	0.17	U	1.0	0.17	ug/L			07/10/13 11:54	1
1,2-Dichlorobenzene	0.15	U	1.0	0.15	ug/L			07/10/13 11:54	1
1,4-Dichlorobenzene	0.16	U	1.0	0.16	ug/L			07/10/13 11:54	1
trans-1,4-Dichloro-2-butene	0.80	U	3.0	0.80	ug/L			07/10/13 11:54	1
1,1-Dichloroethane	0.22	U	1.0	0.22	ug/L			07/10/13 11:54	1
1,2-Dichloroethane	0.13	U	1.0	0.13	ug/L			07/10/13 11:54	1
cis-1,2-Dichloroethene	0.15	U	1.0	0.15	ug/L			07/10/13 11:54	1
trans-1,2-Dichloroethene	0.15	U	1.0	0.15	ug/L			07/10/13 11:54	1
1,1-Dichloroethene	0.23	U	1.0	0.23	ug/L			07/10/13 11:54	1
1,2-Dichloropropane	0.18	U	1.0	0.18	ug/L			07/10/13 11:54	1
cis-1,3-Dichloropropene	0.16	U	1.0	0.16	ug/L			07/10/13 11:54	1
trans-1,3-Dichloropropene	0.19	U	3.0	0.19	ug/L			07/10/13 11:54	1
Ethylbenzene	0.16	U	1.0	0.16	ug/L			07/10/13 11:54	1
2-Hexanone	1.7	U	5.0	1.7	ug/L			07/10/13 11:54	1
Iodomethane	0.23	U	1.0	0.23	ug/L			07/10/13 11:54	1
Methylene Chloride	0.32	U	2.0	0.32	ug/L			07/10/13 11:54	1
4-Methyl-2-pentanone (MIBK)	0.98	U	5.0	0.98	ug/L			07/10/13 11:54	1
Styrene	0.17	U	1.0	0.17	ug/L			07/10/13 11:54	1
1,1,1,2-Tetrachloroethane	0.21	U	1.0	0.21	ug/L			07/10/13 11:54	1
1,1,2,2-Tetrachloroethane	0.21	U	1.0	0.21	ug/L			07/10/13 11:54	1
Tetrachloroethene	0.20	U	1.0	0.20	ug/L			07/10/13 11:54	1
1,1,1-Trichloroethane	0.16	U	1.0	0.16	ug/L			07/10/13 11:54	1
1,1,2-Trichloroethane	0.27	U	1.0	0.27	ug/L			07/10/13 11:54	1
Trichloroethene	0.16	U	1.0	0.16	ug/L			07/10/13 11:54	1

Method: 8260B - Volatile Organic Compounds (GC/MS) (Continued)

Client Sample ID: MW-8R — **Lab Sample ID: 280-43853-1**
Date Collected: 06/27/13 10:01 — **Matrix: Water**
Date Received: 06/28/13 10:00

Analyte	Result	Qualifier	RL	MDL	Unit	D	Prepared	Analyzed	Dil Fac
Trichlorofluoromethane	0.29	U	2.0	0.29	ug/L			07/10/13 11:54	1
1,2,3-Trichloropropane	0.33	U	2.5	0.33	ug/L			07/10/13 11:54	1
Vinyl acetate	0.94	U	3.0	0.94	ug/L			07/10/13 11:54	1
Vinyl chloride	0.10	U	1.0	0.10	ug/L			07/10/13 11:54	1
Xylenes (total)	0.19	U	2.0	0.19	ug/L			07/10/13 11:54	1
Chloromethane	0.30	U	2.0	0.30	ug/L			07/10/13 11:54	1
2-Butanone (MEK)	2.0	U	6.0	2.0	ug/L			07/10/13 11:54	1
Toluene	0.17	U	1.0	0.17	ug/L			07/10/13 11:54	1

Surrogate	*%Recovery*	*Qualifier*	*Limits*	*Prepared*	*Analyzed*	*Dil Fac*
1,2-Dichloroethane-d4 (Surr)	*102*		*70 - 127*		*07/10/13 11:54*	*1*
Toluene-d8 (Surr)	*108*		*80 - 125*		*07/10/13 11:54*	*1*
4-Bromofluorobenzene (Surr)	*108*		*78 - 120*		*07/10/13 11:54*	*1*
Dibromofluoromethane (Surr)	*111*		*77 - 120*		*07/10/13 11:54*	*1*

Client Sample ID: MW-7A — **Lab Sample ID: 280-43853-2**
Date Collected: 06/27/13 07:55 — **Matrix: Water**
Date Received: 06/28/13 10:00

Analyte	Result	Qualifier	RL	MDL	Unit	D	Prepared	Analyzed	Dil Fac
Acetone	1.9	U	20	1.9	ug/L			07/10/13 12:15	1
Acrylonitrile	1.4	U	20	1.4	ug/L			07/10/13 12:15	1
Benzene	0.16	U	1.0	0.16	ug/L			07/10/13 12:15	1
Bromochloromethane	0.10	U	1.0	0.10	ug/L			07/10/13 12:15	1
Bromodichloromethane	0.17	U	1.0	0.17	ug/L			07/10/13 12:15	1
Bromoform	0.19	U	1.0	0.19	ug/L			07/10/13 12:15	1
Bromomethane	0.21	U	2.0	0.21	ug/L			07/10/13 12:15	1
Carbon disulfide	0.45	U	2.0	0.45	ug/L			07/10/13 12:15	1
Carbon tetrachloride	0.19	U	1.0	0.19	ug/L			07/10/13 12:15	1
Chlorobenzene	0.17	U	1.0	0.17	ug/L			07/10/13 12:15	1
Dibromochloromethane	0.17	U	1.0	0.17	ug/L			07/10/13 12:15	1
Chloroethane	0.41	U	2.0	0.41	ug/L			07/10/13 12:15	1
Chloroform	0.16	U	1.0	0.16	ug/L			07/10/13 12:15	1
Dibromomethane	0.17	U	1.0	0.17	ug/L			07/10/13 12:15	1
1,2-Dichlorobenzene	0.15	U	1.0	0.15	ug/L			07/10/13 12:15	1
1,4-Dichlorobenzene	0.16	U	1.0	0.16	ug/L			07/10/13 12:15	1
trans-1,4-Dichloro-2-butene	0.80	U	3.0	0.80	ug/L			07/10/13 12:15	1
1,1-Dichloroethane	0.22	U	1.0	0.22	ug/L			07/10/13 12:15	1
1,2-Dichloroethane	0.13	U	1.0	0.13	ug/L			07/10/13 12:15	1
cis-1,2-Dichloroethene	0.15	U	1.0	0.15	ug/L			07/10/13 12:15	1
trans-1,2-Dichloroethene	0.15	U	1.0	0.15	ug/L			07/10/13 12:15	1
1,1-Dichloroethene	0.23	U	1.0	0.23	ug/L			07/10/13 12:15	1
1,2-Dichloropropane	0.18	U	1.0	0.18	ug/L			07/10/13 12:15	1
cis-1,3-Dichloropropene	0.16	U	1.0	0.16	ug/L			07/10/13 12:15	1
trans-1,3-Dichloropropene	0.19	U	3.0	0.19	ug/L			07/10/13 12:15	1
Ethylbenzene	0.16	U	1.0	0.16	ug/L			07/10/13 12:15	1
2-Hexanone	1.7	U	5.0	1.7	ug/L			07/10/13 12:15	1
Iodomethane	0.23	U	1.0	0.23	ug/L			07/10/13 12:15	1
Methylene Chloride	0.32	U	2.0	0.32	ug/L			07/10/13 12:15	1
4-Methyl-2-pentanone (MIBK)	0.98	U	5.0	0.98	ug/L			07/10/13 12:15	1
Styrene	0.17	U	1.0	0.17	ug/L			07/10/13 12:15	1

Method: 8260B - Volatile Organic Compounds (GC/MS) (Continued)

Client Sample ID: MW-7A — **Lab Sample ID: 280-43853-2**
Date Collected: 06/27/13 07:55 — **Matrix: Water**
Date Received: 06/28/13 10:00

Analyte	Result	Qualifier	RL	MDL	Unit	D	Prepared	Analyzed	Dil Fac
1,1,1,2-Tetrachloroethane	0.21	U	1.0	0.21	ug/L			07/10/13 12:15	1
1,1,2,2-Tetrachloroethane	0.21	U	1.0	0.21	ug/L			07/10/13 12:15	1
Tetrachloroethene	0.20	U	1.0	0.20	ug/L			07/10/13 12:15	1
1,1,1-Trichloroethane	0.16	U	1.0	0.16	ug/L			07/10/13 12:15	1
1,1,2-Trichloroethane	0.27	U	1.0	0.27	ug/L			07/10/13 12:15	1
Trichloroethene	0.16	U	1.0	0.16	ug/L			07/10/13 12:15	1
Trichlorofluoromethane	0.29	U	2.0	0.29	ug/L			07/10/13 12:15	1
1,2,3-Trichloropropane	0.33	U	2.5	0.33	ug/L			07/10/13 12:15	1
Vinyl acetate	0.94	U	3.0	0.94	ug/L			07/10/13 12:15	1
Vinyl chloride	0.10	U	1.0	0.10	ug/L			07/10/13 12:15	1
Xylenes (total)	0.19	U	2.0	0.19	ug/L			07/10/13 12:15	1
Chloromethane	0.30	U	2.0	0.30	ug/L			07/10/13 12:15	1
2-Butanone (MEK)	2.0	U	6.0	2.0	ug/L			07/10/13 12:15	1
Toluene	0.17	U	1.0	0.17	ug/L			07/10/13 12:15	1

Surrogate	*%Recovery*	*Qualifier*	*Limits*	*Prepared*	*Analyzed*	*Dil Fac*
1,2-Dichloroethane-d4 (Surr)	*93*		*70 - 127*		*07/10/13 12:15*	*1*
Toluene-d8 (Surr)	*95*		*80 - 125*		*07/10/13 12:15*	*1*
4-Bromofluorobenzene (Surr)	*98*		*78 - 120*		*07/10/13 12:15*	*1*
Dibromofluoromethane (Surr)	*99*		*77 - 120*		*07/10/13 12:15*	*1*

Client Sample ID: MW-7B — **Lab Sample ID: 280-43853-3**
Date Collected: 06/27/13 07:13 — **Matrix: Water**
Date Received: 06/28/13 10:00

Analyte	Result	Qualifier	RL	MDL	Unit	D	Prepared	Analyzed	Dil Fac
Acetone	1.9	U	20	1.9	ug/L			07/10/13 12:36	1
Acrylonitrile	1.4	U	20	1.4	ug/L			07/10/13 12:36	1
Benzene	0.16	U	1.0	0.16	ug/L			07/10/13 12:36	1
Bromochloromethane	0.10	U	1.0	0.10	ug/L			07/10/13 12:36	1
Bromodichloromethane	0.17	U	1.0	0.17	ug/L			07/10/13 12:36	1
Bromoform	0.19	U	1.0	0.19	ug/L			07/10/13 12:36	1
Bromomethane	0.21	U	2.0	0.21	ug/L			07/10/13 12:36	1
Carbon disulfide	0.45	U	2.0	0.45	ug/L			07/10/13 12:36	1
Carbon tetrachloride	0.19	U	1.0	0.19	ug/L			07/10/13 12:36	1
Chlorobenzene	0.17	U	1.0	0.17	ug/L			07/10/13 12:36	1
Dibromochloromethane	0.17	U	1.0	0.17	ug/L			07/10/13 12:36	1
Chloroethane	0.41	U	2.0	0.41	ug/L			07/10/13 12:36	1
Chloroform	0.16	U	1.0	0.16	ug/L			07/10/13 12:36	1
Dibromomethane	0.17	U	1.0	0.17	ug/L			07/10/13 12:36	1
1,2-Dichlorobenzene	0.15	U	1.0	0.15	ug/L			07/10/13 12:36	1
1,4-Dichlorobenzene	0.16	U	1.0	0.16	ug/L			07/10/13 12:36	1
trans-1,4-Dichloro-2-butene	0.80	U	3.0	0.80	ug/L			07/10/13 12:36	1
1,1-Dichloroethane	0.22	U	1.0	0.22	ug/L			07/10/13 12:36	1
1,2-Dichloroethane	0.13	U	1.0	0.13	ug/L			07/10/13 12:36	1
cis-1,2-Dichloroethene	0.15	U	1.0	0.15	ug/L			07/10/13 12:36	1
trans-1,2-Dichloroethene	0.15	U	1.0	0.15	ug/L			07/10/13 12:36	1
1,1-Dichloroethene	0.23	U	1.0	0.23	ug/L			07/10/13 12:36	1
1,2-Dichloropropane	0.18	U	1.0	0.18	ug/L			07/10/13 12:36	1
cis-1,3-Dichloropropene	0.16	U	1.0	0.16	ug/L			07/10/13 12:36	1
trans-1,3-Dichloropropene	0.19	U	3.0	0.19	ug/L			07/10/13 12:36	1

Method: 8260B - Volatile Organic Compounds (GC/MS) (Continued)

Client Sample ID: MW-7B **Lab Sample ID: 280-43853-3**
Date Collected: 06/27/13 07:13 **Matrix: Water**
Date Received: 06/28/13 10:00

Analyte	Result	Qualifier	RL	MDL	Unit	D	Prepared	Analyzed	Dil Fac
Ethylbenzene	0.16	U	1.0	0.16	ug/L			07/10/13 12:36	1
2-Hexanone	1.7	U	5.0	1.7	ug/L			07/10/13 12:36	1
Iodomethane	0.23	U	1.0	0.23	ug/L			07/10/13 12:36	1
Methylene Chloride	0.32	U	2.0	0.32	ug/L			07/10/13 12:36	1
4-Methyl-2-pentanone (MIBK)	0.98	U	5.0	0.98	ug/L			07/10/13 12:36	1
Styrene	0.17	U	1.0	0.17	ug/L			07/10/13 12:36	1
1,1,1,2-Tetrachloroethane	0.21	U	1.0	0.21	ug/L			07/10/13 12:36	1
1,1,2,2-Tetrachloroethane	0.21	U	1.0	0.21	ug/L			07/10/13 12:36	1
Tetrachloroethene	0.20	U	1.0	0.20	ug/L			07/10/13 12:36	1
1,1,1-Trichloroethane	0.16	U	1.0	0.16	ug/L			07/10/13 12:36	1
1,1,2-Trichloroethane	0.27	U	1.0	0.27	ug/L			07/10/13 12:36	1
Trichloroethene	0.16	U	1.0	0.16	ug/L			07/10/13 12:36	1
Trichlorofluoromethane	0.29	U	2.0	0.29	ug/L			07/10/13 12:36	1
1,2,3-Trichloropropane	0.33	U	2.5	0.33	ug/L			07/10/13 12:36	1
Vinyl acetate	0.94	U	3.0	0.94	ug/L			07/10/13 12:36	1
Vinyl chloride	0.10	U	1.0	0.10	ug/L			07/10/13 12:36	1
Xylenes (total)	0.19	U	2.0	0.19	ug/L			07/10/13 12:36	1
Chloromethane	0.30	U	2.0	0.30	ug/L			07/10/13 12:36	1
2-Butanone (MEK)	2.0	U	6.0	2.0	ug/L			07/10/13 12:36	1
Toluene	0.17	U	1.0	0.17	ug/L			07/10/13 12:36	1

Surrogate	*%Recovery*	*Qualifier*	*Limits*	*Prepared*	*Analyzed*	*Dil Fac*
1,2-Dichloroethane-d4 (Surr)	*98*		*70 - 127*		*07/10/13 12:36*	*1*
Toluene-d8 (Surr)	*105*		*80 - 125*		*07/10/13 12:36*	*1*
4-Bromofluorobenzene (Surr)	*106*		*78 - 120*		*07/10/13 12:36*	*1*
Dibromofluoromethane (Surr)	*105*		*77 - 120*		*07/10/13 12:36*	*1*

Client Sample ID: MW-2B **Lab Sample ID: 280-43853-4**
Date Collected: 06/27/13 08:42 **Matrix: Water**
Date Received: 06/28/13 10:00

Analyte	Result	Qualifier	RL	MDL	Unit	D	Prepared	Analyzed	Dil Fac
Acetone	1.9	U	20	1.9	ug/L			07/10/13 12:58	1
Acrylonitrile	1.4	U	20	1.4	ug/L			07/10/13 12:58	1
Benzene	0.16	U	1.0	0.16	ug/L			07/10/13 12:58	1
Bromochloromethane	0.10	U	1.0	0.10	ug/L			07/10/13 12:58	1
Bromodichloromethane	0.17	U	1.0	0.17	ug/L			07/10/13 12:58	1
Bromoform	0.19	U	1.0	0.19	ug/L			07/10/13 12:58	1
Bromomethane	0.21	U	2.0	0.21	ug/L			07/10/13 12:58	1
Carbon disulfide	0.45	U	2.0	0.45	ug/L			07/10/13 12:58	1
Carbon tetrachloride	0.19	U	1.0	0.19	ug/L			07/10/13 12:58	1
Chlorobenzene	0.17	U	1.0	0.17	ug/L			07/10/13 12:58	1
Dibromochloromethane	0.17	U	1.0	0.17	ug/L			07/10/13 12:58	1
Chloroethane	0.41	U	2.0	0.41	ug/L			07/10/13 12:58	1
Chloroform	0.16	U	1.0	0.16	ug/L			07/10/13 12:58	1
Dibromomethane	0.17	U	1.0	0.17	ug/L			07/10/13 12:58	1
1,2-Dichlorobenzene	0.15	U	1.0	0.15	ug/L			07/10/13 12:58	1
1,4-Dichlorobenzene	0.16	U	1.0	0.16	ug/L			07/10/13 12:58	1
trans-1,4-Dichloro-2-butene	0.80	U	3.0	0.80	ug/L			07/10/13 12:58	1
1,1-Dichloroethane	0.22	U	1.0	0.22	ug/L			07/10/13 12:58	1
1,2-Dichloroethane	0.13	U	1.0	0.13	ug/L			07/10/13 12:58	1

Method: 8260B - Volatile Organic Compounds (GC/MS) (Continued)

Client Sample ID: MW-2B **Lab Sample ID: 280-43853-4**
Date Collected: 06/27/13 08:42 **Matrix: Water**
Date Received: 06/28/13 10:00

Analyte	Result	Qualifier	RL	MDL	Unit	D	Prepared	Analyzed	Dil Fac
cis-1,2-Dichloroethene	0.15	U	1.0	0.15	ug/L			07/10/13 12:58	1
trans-1,2-Dichloroethene	0.15	U	1.0	0.15	ug/L			07/10/13 12:58	1
1,1-Dichloroethene	0.23	U	1.0	0.23	ug/L			07/10/13 12:58	1
1,2-Dichloropropane	0.18	U	1.0	0.18	ug/L			07/10/13 12:58	1
cis-1,3-Dichloropropene	0.16	U	1.0	0.16	ug/L			07/10/13 12:58	1
trans-1,3-Dichloropropene	0.19	U	3.0	0.19	ug/L			07/10/13 12:58	1
Ethylbenzene	0.16	U	1.0	0.16	ug/L			07/10/13 12:58	1
2-Hexanone	1.7	U	5.0	1.7	ug/L			07/10/13 12:58	1
Iodomethane	0.23	U	1.0	0.23	ug/L			07/10/13 12:58	1
Methylene Chloride	0.32	U	2.0	0.32	ug/L			07/10/13 12:58	1
4-Methyl-2-pentanone (MIBK)	0.98	U	5.0	0.98	ug/L			07/10/13 12:58	1
Styrene	0.17	U	1.0	0.17	ug/L			07/10/13 12:58	1
1,1,1,2-Tetrachloroethane	0.21	U	1.0	0.21	ug/L			07/10/13 12:58	1
1,1,2,2-Tetrachloroethane	0.21	U	1.0	0.21	ug/L			07/10/13 12:58	1
Tetrachloroethene	0.20	U	1.0	0.20	ug/L			07/10/13 12:58	1
1,1,1-Trichloroethane	0.16	U	1.0	0.16	ug/L			07/10/13 12:58	1
1,1,2-Trichloroethane	0.27	U	1.0	0.27	ug/L			07/10/13 12:58	1
Trichloroethene	0.16	U	1.0	0.16	ug/L			07/10/13 12:58	1
Trichlorofluoromethane	0.29	U	2.0	0.29	ug/L			07/10/13 12:58	1
1,2,3-Trichloropropane	0.33	U	2.5	0.33	ug/L			07/10/13 12:58	1
Vinyl acetate	0.94	U	3.0	0.94	ug/L			07/10/13 12:58	1
Vinyl chloride	0.10	U	1.0	0.10	ug/L			07/10/13 12:58	1
Xylenes (total)	0.19	U	2.0	0.19	ug/L			07/10/13 12:58	1
Chloromethane	0.30	U	2.0	0.30	ug/L			07/10/13 12:58	1
2-Butanone (MEK)	2.0	U	6.0	2.0	ug/L			07/10/13 12:58	1
Toluene	0.17	U	1.0	0.17	ug/L			07/10/13 12:58	1

Surrogate	*%Recovery*	*Qualifier*	*Limits*	*Prepared*	*Analyzed*	*Dil Fac*
1,2-Dichloroethane-d4 (Surr)	*101*		*70 - 127*		*07/10/13 12:58*	*1*
Toluene-d8 (Surr)	*101*		*80 - 125*		*07/10/13 12:58*	*1*
4-Bromofluorobenzene (Surr)	*105*		*78 - 120*		*07/10/13 12:58*	*1*
Dibromofluoromethane (Surr)	*109*		*77 - 120*		*07/10/13 12:58*	*1*

Client Sample ID: MW-2AR **Lab Sample ID: 280-43853-5**
Date Collected: 06/27/13 09:25 **Matrix: Water**
Date Received: 06/28/13 10:00

Analyte	Result	Qualifier	RL	MDL	Unit	D	Prepared	Analyzed	Dil Fac
Acetone	1.9	U	20	1.9	ug/L			07/10/13 13:19	1
Acrylonitrile	1.4	U	20	1.4	ug/L			07/10/13 13:19	1
Benzene	0.16	U	1.0	0.16	ug/L			07/10/13 13:19	1
Bromochloromethane	0.10	U	1.0	0.10	ug/L			07/10/13 13:19	1
Bromodichloromethane	0.17	U	1.0	0.17	ug/L			07/10/13 13:19	1
Bromoform	0.19	U	1.0	0.19	ug/L			07/10/13 13:19	1
Bromomethane	0.21	U	2.0	0.21	ug/L			07/10/13 13:19	1
Carbon disulfide	0.45	U	2.0	0.45	ug/L			07/10/13 13:19	1
Carbon tetrachloride	0.19	U	1.0	0.19	ug/L			07/10/13 13:19	1
Chlorobenzene	0.17	U	1.0	0.17	ug/L			07/10/13 13:19	1
Dibromochloromethane	0.17	U	1.0	0.17	ug/L			07/10/13 13:19	1
Chloroethane	0.41	U	2.0	0.41	ug/L			07/10/13 13:19	1
Chloroform	0.16	U	1.0	0.16	ug/L			07/10/13 13:19	1

Method: 8260B - Volatile Organic Compounds (GC/MS) (Continued)

Client Sample ID: MW-2AR **Lab Sample ID: 280-43853-5**
Date Collected: 06/27/13 09:25 **Matrix: Water**
Date Received: 06/28/13 10:00

Analyte	Result	Qualifier	RL	MDL	Unit	D	Prepared	Analyzed	Dil Fac
Dibromomethane	0.17	U	1.0	0.17	ug/L			07/10/13 13:19	1
1,2-Dichlorobenzene	0.15	U	1.0	0.15	ug/L			07/10/13 13:19	1
1,4-Dichlorobenzene	0.16	U	1.0	0.16	ug/L			07/10/13 13:19	1
trans-1,4-Dichloro-2-butene	0.80	U	3.0	0.80	ug/L			07/10/13 13:19	1
1,1-Dichloroethane	0.22	U	1.0	0.22	ug/L			07/10/13 13:19	1
1,2-Dichloroethane	0.13	U	1.0	0.13	ug/L			07/10/13 13:19	1
cis-1,2-Dichloroethene	0.15	U	1.0	0.15	ug/L			07/10/13 13:19	1
trans-1,2-Dichloroethene	0.15	U	1.0	0.15	ug/L			07/10/13 13:19	1
1,1-Dichloroethene	0.23	U	1.0	0.23	ug/L			07/10/13 13:19	1
1,2-Dichloropropane	0.18	U	1.0	0.18	ug/L			07/10/13 13:19	1
cis-1,3-Dichloropropene	0.16	U	1.0	0.16	ug/L			07/10/13 13:19	1
trans-1,3-Dichloropropene	0.19	U	3.0	0.19	ug/L			07/10/13 13:19	1
Ethylbenzene	0.16	U	1.0	0.16	ug/L			07/10/13 13:19	1
2-Hexanone	1.7	U	5.0	1.7	ug/L			07/10/13 13:19	1
Iodomethane	0.23	U	1.0	0.23	ug/L			07/10/13 13:19	1
Methylene Chloride	0.32	U	2.0	0.32	ug/L			07/10/13 13:19	1
4-Methyl-2-pentanone (MIBK)	0.98	U	5.0	0.98	ug/L			07/10/13 13:19	1
Styrene	0.17	U	1.0	0.17	ug/L			07/10/13 13:19	1
1,1,1,2-Tetrachloroethane	0.21	U	1.0	0.21	ug/L			07/10/13 13:19	1
1,1,2,2-Tetrachloroethane	0.21	U	1.0	0.21	ug/L			07/10/13 13:19	1
Tetrachloroethene	0.20	U	1.0	0.20	ug/L			07/10/13 13:19	1
1,1,1-Trichloroethane	0.16	U	1.0	0.16	ug/L			07/10/13 13:19	1
1,1,2-Trichloroethane	0.27	U	1.0	0.27	ug/L			07/10/13 13:19	1
Trichloroethene	0.16	U	1.0	0.16	ug/L			07/10/13 13:19	1
Trichlorofluoromethane	0.29	U	2.0	0.29	ug/L			07/10/13 13:19	1
1,2,3-Trichloropropane	0.33	U	2.5	0.33	ug/L			07/10/13 13:19	1
Vinyl acetate	0.94	U	3.0	0.94	ug/L			07/10/13 13:19	1
Vinyl chloride	0.10	U	1.0	0.10	ug/L			07/10/13 13:19	1
Xylenes (total)	0.19	U	2.0	0.19	ug/L			07/10/13 13:19	1
Chloromethane	0.30	U	2.0	0.30	ug/L			07/10/13 13:19	1
2-Butanone (MEK)	2.0	U	6.0	2.0	ug/L			07/10/13 13:19	1
Toluene	0.17	U	1.0	0.17	ug/L			07/10/13 13:19	1

Surrogate	*%Recovery*	*Qualifier*	*Limits*	*Prepared*	*Analyzed*	*Dil Fac*
1,2-Dichloroethane-d4 (Surr)	*87*		*70 - 127*		*07/10/13 13:19*	*1*
Toluene-d8 (Surr)	*86*		*80 - 125*		*07/10/13 13:19*	*1*
4-Bromofluorobenzene (Surr)	*85*		*78 - 120*		*07/10/13 13:19*	*1*
Dibromofluoromethane (Surr)	*92*		*77 - 120*		*07/10/13 13:19*	*1*

Client Sample ID: MW-FL2R **Lab Sample ID: 280-43853-6**
Date Collected: 06/27/13 09:41 **Matrix: Water**
Date Received: 06/28/13 10:00

Analyte	Result	Qualifier	RL	MDL	Unit	D	Prepared	Analyzed	Dil Fac
Acetone	1.9	U	20	1.9	ug/L			07/10/13 13:40	1
Acrylonitrile	1.4	U	20	1.4	ug/L			07/10/13 13:40	1
Benzene	0.16	U	1.0	0.16	ug/L			07/10/13 13:40	1
Bromochloromethane	0.10	U	1.0	0.10	ug/L			07/10/13 13:40	1
Bromodichloromethane	0.17	U	1.0	0.17	ug/L			07/10/13 13:40	1
Bromoform	0.19	U	1.0	0.19	ug/L			07/10/13 13:40	1
Bromomethane	0.21	U	2.0	0.21	ug/L			07/10/13 13:40	1

Method: 8260B - Volatile Organic Compounds (GC/MS) (Continued)

Client Sample ID: MW-FL2R — **Lab Sample ID: 280-43853-6**
Date Collected: 06/27/13 09:41 — **Matrix: Water**
Date Received: 06/28/13 10:00

Analyte	Result	Qualifier	RL	MDL	Unit	D	Prepared	Analyzed	Dil Fac
Carbon disulfide	0.45	U	2.0	0.45	ug/L			07/10/13 13:40	1
Carbon tetrachloride	0.19	U	1.0	0.19	ug/L			07/10/13 13:40	1
Chlorobenzene	0.17	U	1.0	0.17	ug/L			07/10/13 13:40	1
Dibromochloromethane	0.17	U	1.0	0.17	ug/L			07/10/13 13:40	1
Chloroethane	0.41	U	2.0	0.41	ug/L			07/10/13 13:40	1
Chloroform	0.16	U	1.0	0.16	ug/L			07/10/13 13:40	1
Dibromomethane	0.17	U	1.0	0.17	ug/L			07/10/13 13:40	1
1,2-Dichlorobenzene	0.15	U	1.0	0.15	ug/L			07/10/13 13:40	1
1,4-Dichlorobenzene	0.16	U	1.0	0.16	ug/L			07/10/13 13:40	1
trans-1,4-Dichloro-2-butene	0.80	U	3.0	0.80	ug/L			07/10/13 13:40	1
1,1-Dichloroethane	0.22	U	1.0	0.22	ug/L			07/10/13 13:40	1
1,2-Dichloroethane	0.13	U	1.0	0.13	ug/L			07/10/13 13:40	1
cis-1,2-Dichloroethene	0.15	U	1.0	0.15	ug/L			07/10/13 13:40	1
trans-1,2-Dichloroethene	0.15	U	1.0	0.15	ug/L			07/10/13 13:40	1
1,1-Dichloroethene	0.23	U	1.0	0.23	ug/L			07/10/13 13:40	1
1,2-Dichloropropane	0.18	U	1.0	0.18	ug/L			07/10/13 13:40	1
cis-1,3-Dichloropropene	0.16	U	1.0	0.16	ug/L			07/10/13 13:40	1
trans-1,3-Dichloropropene	0.19	U	3.0	0.19	ug/L			07/10/13 13:40	1
Ethylbenzene	0.16	U	1.0	0.16	ug/L			07/10/13 13:40	1
2-Hexanone	1.7	U	5.0	1.7	ug/L			07/10/13 13:40	1
Iodomethane	0.23	U	1.0	0.23	ug/L			07/10/13 13:40	1
Methylene Chloride	0.32	U	2.0	0.32	ug/L			07/10/13 13:40	1
4-Methyl-2-pentanone (MIBK)	0.98	U	5.0	0.98	ug/L			07/10/13 13:40	1
Styrene	0.17	U	1.0	0.17	ug/L			07/10/13 13:40	1
1,1,1,2-Tetrachloroethane	0.21	U	1.0	0.21	ug/L			07/10/13 13:40	1
1,1,2,2-Tetrachloroethane	0.21	U	1.0	0.21	ug/L			07/10/13 13:40	1
Tetrachloroethene	0.20	U	1.0	0.20	ug/L			07/10/13 13:40	1
1,1,1-Trichloroethane	0.16	U	1.0	0.16	ug/L			07/10/13 13:40	1
1,1,2-Trichloroethane	0.27	U	1.0	0.27	ug/L			07/10/13 13:40	1
Trichloroethene	0.16	U	1.0	0.16	ug/L			07/10/13 13:40	1
Trichlorofluoromethane	0.29	U	2.0	0.29	ug/L			07/10/13 13:40	1
1,2,3-Trichloropropane	0.33	U	2.5	0.33	ug/L			07/10/13 13:40	1
Vinyl acetate	0.94	U	3.0	0.94	ug/L			07/10/13 13:40	1
Vinyl chloride	0.10	U	1.0	0.10	ug/L			07/10/13 13:40	1
Xylenes (total)	0.19	U	2.0	0.19	ug/L			07/10/13 13:40	1
Chloromethane	0.30	U	2.0	0.30	ug/L			07/10/13 13:40	1
2-Butanone (MEK)	2.0	U	6.0	2.0	ug/L			07/10/13 13:40	1
Toluene	0.17	U	1.0	0.17	ug/L			07/10/13 13:40	1

Surrogate	*%Recovery*	*Qualifier*	*Limits*	*Prepared*	*Analyzed*	*Dil Fac*
1,2-Dichloroethane-d4 (Surr)	*107*		*70 - 127*		*07/10/13 13:40*	*1*
Toluene-d8 (Surr)	*105*		*80 - 125*		*07/10/13 13:40*	*1*
4-Bromofluorobenzene (Surr)	*109*		*78 - 120*		*07/10/13 13:40*	*1*
Dibromofluoromethane (Surr)	*111*		*77 - 120*		*07/10/13 13:40*	*1*

Client Sample ID: MW-FL3 — **Lab Sample ID: 280-43853-7**
Date Collected: 06/27/13 08:49 — **Matrix: Water**
Date Received: 06/28/13 10:00

Analyte	Result	Qualifier	RL	MDL	Unit	D	Prepared	Analyzed	Dil Fac
Acetone	1.9	U	20	1.9	ug/L			07/10/13 14:01	1

Method: 8260B - Volatile Organic Compounds (GC/MS) (Continued)

Client Sample ID: MW-FL3
Date Collected: 06/27/13 08:49
Date Received: 06/28/13 10:00

Lab Sample ID: 280-43853-7
Matrix: Water

Analyte	Result	Qualifier	RL	MDL	Unit	D	Prepared	Analyzed	Dil Fac
Acrylonitrile	1.4	U	20	1.4	ug/L			07/10/13 14:01	1
Benzene	0.16	U	1.0	0.16	ug/L			07/10/13 14:01	1
Bromochloromethane	0.10	U	1.0	0.10	ug/L			07/10/13 14:01	1
Bromodichloromethane	0.17	U	1.0	0.17	ug/L			07/10/13 14:01	1
Bromoform	0.19	U	1.0	0.19	ug/L			07/10/13 14:01	1
Bromomethane	0.21	U	2.0	0.21	ug/L			07/10/13 14:01	1
Carbon disulfide	0.45	U	2.0	0.45	ug/L			07/10/13 14:01	1
Carbon tetrachloride	0.19	U	1.0	0.19	ug/L			07/10/13 14:01	1
Chlorobenzene	0.17	U	1.0	0.17	ug/L			07/10/13 14:01	1
Dibromochloromethane	0.17	U	1.0	0.17	ug/L			07/10/13 14:01	1
Chloroethane	0.41	U	2.0	0.41	ug/L			07/10/13 14:01	1
Chloroform	0.16	U	1.0	0.16	ug/L			07/10/13 14:01	1
Dibromomethane	0.17	U	1.0	0.17	ug/L			07/10/13 14:01	1
1,2-Dichlorobenzene	0.15	U	1.0	0.15	ug/L			07/10/13 14:01	1
1,4-Dichlorobenzene	0.16	U	1.0	0.16	ug/L			07/10/13 14:01	1
trans-1,4-Dichloro-2-butene	0.80	U	3.0	0.80	ug/L			07/10/13 14:01	1
1,1-Dichloroethane	0.22	U	1.0	0.22	ug/L			07/10/13 14:01	1
1,2-Dichloroethane	0.13	U	1.0	0.13	ug/L			07/10/13 14:01	1
cis-1,2-Dichloroethene	0.15	U	1.0	0.15	ug/L			07/10/13 14:01	1
trans-1,2-Dichloroethene	0.15	U	1.0	0.15	ug/L			07/10/13 14:01	1
1,1-Dichloroethene	0.23	U	1.0	0.23	ug/L			07/10/13 14:01	1
1,2-Dichloropropane	0.18	U	1.0	0.18	ug/L			07/10/13 14:01	1
cis-1,3-Dichloropropene	0.16	U	1.0	0.16	ug/L			07/10/13 14:01	1
trans-1,3-Dichloropropene	0.19	U	3.0	0.19	ug/L			07/10/13 14:01	1
Ethylbenzene	0.16	U	1.0	0.16	ug/L			07/10/13 14:01	1
2-Hexanone	1.7	U	5.0	1.7	ug/L			07/10/13 14:01	1
Iodomethane	0.23	U	1.0	0.23	ug/L			07/10/13 14:01	1
Methylene Chloride	0.32	U	2.0	0.32	ug/L			07/10/13 14:01	1
4-Methyl-2-pentanone (MIBK)	0.98	U	5.0	0.98	ug/L			07/10/13 14:01	1
Styrene	0.17	U	1.0	0.17	ug/L			07/10/13 14:01	1
1,1,1,2-Tetrachloroethane	0.21	U	1.0	0.21	ug/L			07/10/13 14:01	1
1,1,2,2-Tetrachloroethane	0.21	U	1.0	0.21	ug/L			07/10/13 14:01	1
Tetrachloroethene	0.20	U	1.0	0.20	ug/L			07/10/13 14:01	1
1,1,1-Trichloroethane	0.16	U	1.0	0.16	ug/L			07/10/13 14:01	1
1,1,2-Trichloroethane	0.27	U	1.0	0.27	ug/L			07/10/13 14:01	1
Trichloroethene	0.16	U	1.0	0.16	ug/L			07/10/13 14:01	1
Trichlorofluoromethane	0.29	U	2.0	0.29	ug/L			07/10/13 14:01	1
1,2,3-Trichloropropane	0.33	U	2.5	0.33	ug/L			07/10/13 14:01	1
Vinyl acetate	0.94	U	3.0	0.94	ug/L			07/10/13 14:01	1
Vinyl chloride	0.10	U	1.0	0.10	ug/L			07/10/13 14:01	1
Xylenes (total)	**3.5**		2.0	0.19	ug/L			07/10/13 14:01	1
Chloromethane	0.30	U	2.0	0.30	ug/L			07/10/13 14:01	1
2-Butanone (MEK)	2.0	U	6.0	2.0	ug/L			07/10/13 14:01	1
Toluene	**0.94**	**I**	1.0	0.17	ug/L			07/10/13 14:01	1

Surrogate	*%Recovery*	*Qualifier*	*Limits*	*Prepared*	*Analyzed*	*Dil Fac*
1,2-Dichloroethane-d4 (Surr)	*92*		*70 - 127*		*07/10/13 14:01*	*1*
Toluene-d8 (Surr)	*88*		*80 - 125*		*07/10/13 14:01*	*1*
4-Bromofluorobenzene (Surr)	*92*		*78 - 120*		*07/10/13 14:01*	*1*
Dibromofluoromethane (Surr)	*97*		*77 - 120*		*07/10/13 14:01*	*1*

Client Sample Results

Client: Waste Management
Project/Site: FL26|Vista

TestAmerica Job ID: 280-43807-1

Method: 8260B - Volatile Organic Compounds (GC/MS)

Client Sample ID: MW-1B
Date Collected: 06/27/13 07:35
Date Received: 06/28/13 10:00

Lab Sample ID: 280-43853-8
Matrix: Water

Analyte	Result	Qualifier	RL	MDL	Unit	D	Prepared	Analyzed	Dil Fac
Acetone	1.9	U	20	1.9	ug/L			07/10/13 14:22	1
Acrylonitrile	1.4	U	20	1.4	ug/L			07/10/13 14:22	1
Benzene	0.16	U	1.0	0.16	ug/L			07/10/13 14:22	1
Bromochloromethane	0.10	U	1.0	0.10	ug/L			07/10/13 14:22	1
Bromodichloromethane	0.17	U	1.0	0.17	ug/L			07/10/13 14:22	1
Bromoform	0.19	U	1.0	0.19	ug/L			07/10/13 14:22	1
Bromomethane	0.21	U	2.0	0.21	ug/L			07/10/13 14:22	1
Carbon disulfide	0.45	U	2.0	0.45	ug/L			07/10/13 14:22	1
Carbon tetrachloride	0.19	U	1.0	0.19	ug/L			07/10/13 14:22	1
Chlorobenzene	0.17	U	1.0	0.17	ug/L			07/10/13 14:22	1
Dibromochloromethane	0.17	U	1.0	0.17	ug/L			07/10/13 14:22	1
Chloroethane	0.41	U	2.0	0.41	ug/L			07/10/13 14:22	1
Chloroform	0.16	U	1.0	0.16	ug/L			07/10/13 14:22	1
Dibromomethane	0.17	U	1.0	0.17	ug/L			07/10/13 14:22	1
1,2-Dichlorobenzene	0.15	U	1.0	0.15	ug/L			07/10/13 14:22	1
1,4-Dichlorobenzene	0.16	U	1.0	0.16	ug/L			07/10/13 14:22	1
trans-1,4-Dichloro-2-butene	0.80	U	3.0	0.80	ug/L			07/10/13 14:22	1
1,1-Dichloroethane	0.22	U	1.0	0.22	ug/L			07/10/13 14:22	1
1,2-Dichloroethane	0.13	U	1.0	0.13	ug/L			07/10/13 14:22	1
cis-1,2-Dichloroethene	0.15	U	1.0	0.15	ug/L			07/10/13 14:22	1
trans-1,2-Dichloroethene	0.15	U	1.0	0.15	ug/L			07/10/13 14:22	1
1,1-Dichloroethene	0.23	U	1.0	0.23	ug/L			07/10/13 14:22	1
1,2-Dichloropropane	0.18	U	1.0	0.18	ug/L			07/10/13 14:22	1
cis-1,3-Dichloropropene	0.16	U	1.0	0.16	ug/L			07/10/13 14:22	1
trans-1,3-Dichloropropene	0.19	U	3.0	0.19	ug/L			07/10/13 14:22	1
Ethylbenzene	0.16	U	1.0	0.16	ug/L			07/10/13 14:22	1
2-Hexanone	1.7	U	5.0	1.7	ug/L			07/10/13 14:22	1
Iodomethane	0.23	U	1.0	0.23	ug/L			07/10/13 14:22	1
Methylene Chloride	0.32	U	2.0	0.32	ug/L			07/10/13 14:22	1
4-Methyl-2-pentanone (MIBK)	0.98	U	5.0	0.98	ug/L			07/10/13 14:22	1
Styrene	0.17	U	1.0	0.17	ug/L			07/10/13 14:22	1
1,1,1,2-Tetrachloroethane	0.21	U	1.0	0.21	ug/L			07/10/13 14:22	1
1,1,2,2-Tetrachloroethane	0.21	U	1.0	0.21	ug/L			07/10/13 14:22	1
Tetrachloroethene	0.20	U	1.0	0.20	ug/L			07/10/13 14:22	1
1,1,1-Trichloroethane	0.16	U	1.0	0.16	ug/L			07/10/13 14:22	1
1,1,2-Trichloroethane	0.27	U	1.0	0.27	ug/L			07/10/13 14:22	1
Trichloroethene	0.16	U	1.0	0.16	ug/L			07/10/13 14:22	1
Trichlorofluoromethane	0.29	U	2.0	0.29	ug/L			07/10/13 14:22	1
1,2,3-Trichloropropane	0.33	U	2.5	0.33	ug/L			07/10/13 14:22	1
Vinyl acetate	0.94	U	3.0	0.94	ug/L			07/10/13 14:22	1
Vinyl chloride	0.10	U	1.0	0.10	ug/L			07/10/13 14:22	1
Xylenes (total)	0.19	U	2.0	0.19	ug/L			07/10/13 14:22	1
Chloromethane	0.30	U	2.0	0.30	ug/L			07/10/13 14:22	1
2-Butanone (MEK)	2.0	U	6.0	2.0	ug/L			07/10/13 14:22	1
Toluene	0.17	U	1.0	0.17	ug/L			07/10/13 14:22	1

Surrogate	*%Recovery*	*Qualifier*	*Limits*	*Prepared*	*Analyzed*	*Dil Fac*
1,2-Dichloroethane-d4 (Surr)	*108*		*70 - 127*		*07/10/13 14:22*	*1*
Toluene-d8 (Surr)	*106*		*80 - 125*		*07/10/13 14:22*	*1*
4-Bromofluorobenzene (Surr)	*107*		*78 - 120*		*07/10/13 14:22*	*1*

Method: 8260B - Volatile Organic Compounds (GC/MS) (Continued)

Client Sample ID: MW-1B
Date Collected: 06/27/13 07:35
Date Received: 06/28/13 10:00

Lab Sample ID: 280-43853-8
Matrix: Water

Surrogate	*%Recovery*	*Qualifier*	*Limits*	*Prepared*	*Analyzed*	*Dil Fac*
Dibromofluoromethane (Surr)	*116*		*77 - 120*		*07/10/13 14:22*	*1*

Client Sample ID: MW-1A
Date Collected: 06/27/13 08:07
Date Received: 06/28/13 10:00

Lab Sample ID: 280-43853-9
Matrix: Water

Analyte	Result	Qualifier	RL	MDL	Unit	D	Prepared	Analyzed	Dil Fac
Acetone	1.9	U	20	1.9	ug/L			07/10/13 14:43	1
Acrylonitrile	1.4	U	20	1.4	ug/L			07/10/13 14:43	1
Benzene	0.16	U	1.0	0.16	ug/L			07/10/13 14:43	1
Bromochloromethane	0.10	U	1.0	0.10	ug/L			07/10/13 14:43	1
Bromodichloromethane	0.17	U	1.0	0.17	ug/L			07/10/13 14:43	1
Bromoform	0.19	U	1.0	0.19	ug/L			07/10/13 14:43	1
Bromomethane	0.21	U	2.0	0.21	ug/L			07/10/13 14:43	1
Carbon disulfide	0.45	U	2.0	0.45	ug/L			07/10/13 14:43	1
Carbon tetrachloride	0.19	U	1.0	0.19	ug/L			07/10/13 14:43	1
Chlorobenzene	0.17	U	1.0	0.17	ug/L			07/10/13 14:43	1
Dibromochloromethane	0.17	U	1.0	0.17	ug/L			07/10/13 14:43	1
Chloroethane	0.41	U	2.0	0.41	ug/L			07/10/13 14:43	1
Chloroform	0.16	U	1.0	0.16	ug/L			07/10/13 14:43	1
Dibromomethane	0.17	U	1.0	0.17	ug/L			07/10/13 14:43	1
1,2-Dichlorobenzene	0.15	U	1.0	0.15	ug/L			07/10/13 14:43	1
1,4-Dichlorobenzene	0.16	U	1.0	0.16	ug/L			07/10/13 14:43	1
trans-1,4-Dichloro-2-butene	0.80	U	3.0	0.80	ug/L			07/10/13 14:43	1
1,1-Dichloroethane	0.22	U	1.0	0.22	ug/L			07/10/13 14:43	1
1,2-Dichloroethane	0.13	U	1.0	0.13	ug/L			07/10/13 14:43	1
cis-1,2-Dichloroethene	0.15	U	1.0	0.15	ug/L			07/10/13 14:43	1
trans-1,2-Dichloroethene	0.15	U	1.0	0.15	ug/L			07/10/13 14:43	1
1,1-Dichloroethene	0.23	U	1.0	0.23	ug/L			07/10/13 14:43	1
1,2-Dichloropropane	0.18	U	1.0	0.18	ug/L			07/10/13 14:43	1
cis-1,3-Dichloropropene	0.16	U	1.0	0.16	ug/L			07/10/13 14:43	1
trans-1,3-Dichloropropene	0.19	U	3.0	0.19	ug/L			07/10/13 14:43	1
Ethylbenzene	0.16	U	1.0	0.16	ug/L			07/10/13 14:43	1
2-Hexanone	1.7	U	5.0	1.7	ug/L			07/10/13 14:43	1
Iodomethane	0.23	U	1.0	0.23	ug/L			07/10/13 14:43	1
Methylene Chloride	0.32	U	2.0	0.32	ug/L			07/10/13 14:43	1
4-Methyl-2-pentanone (MIBK)	0.98	U	5.0	0.98	ug/L			07/10/13 14:43	1
Styrene	0.17	U	1.0	0.17	ug/L			07/10/13 14:43	1
1,1,1,2-Tetrachloroethane	0.21	U	1.0	0.21	ug/L			07/10/13 14:43	1
1,1,2,2-Tetrachloroethane	0.21	U	1.0	0.21	ug/L			07/10/13 14:43	1
Tetrachloroethene	0.20	U	1.0	0.20	ug/L			07/10/13 14:43	1
1,1,1-Trichloroethane	0.16	U	1.0	0.16	ug/L			07/10/13 14:43	1
1,1,2-Trichloroethane	0.27	U	1.0	0.27	ug/L			07/10/13 14:43	1
Trichloroethene	0.16	U	1.0	0.16	ug/L			07/10/13 14:43	1
Trichlorofluoromethane	0.29	U	2.0	0.29	ug/L			07/10/13 14:43	1
1,2,3-Trichloropropane	0.33	U	2.5	0.33	ug/L			07/10/13 14:43	1
Vinyl acetate	0.94	U	3.0	0.94	ug/L			07/10/13 14:43	1
Vinyl chloride	0.10	U	1.0	0.10	ug/L			07/10/13 14:43	1
Xylenes (total)	0.19	U	2.0	0.19	ug/L			07/10/13 14:43	1
Chloromethane	0.30	U	2.0	0.30	ug/L			07/10/13 14:43	1

Method: 8260B - Volatile Organic Compounds (GC/MS) (Continued)

Client Sample ID: MW-1A — **Lab Sample ID: 280-43853-9**
Date Collected: 06/27/13 08:07 — **Matrix: Water**
Date Received: 06/28/13 10:00

Analyte	Result	Qualifier	RL	MDL	Unit	D	Prepared	Analyzed	Dil Fac
2-Butanone (MEK)	2.0	U	6.0	2.0	ug/L			07/10/13 14:43	1
Toluene	0.17	U	1.0	0.17	ug/L			07/10/13 14:43	1

Surrogate	*%Recovery*	*Qualifier*	*Limits*	*Prepared*	*Analyzed*	*Dil Fac*
1,2-Dichloroethane-d4 (Surr)	*100*		*70 - 127*		*07/10/13 14:43*	*1*
Toluene-d8 (Surr)	*98*		*80 - 125*		*07/10/13 14:43*	*1*
4-Bromofluorobenzene (Surr)	*99*		*78 - 120*		*07/10/13 14:43*	*1*
Dibromofluoromethane (Surr)	*106*		*77 - 120*		*07/10/13 14:43*	*1*

Client Sample ID: TRIP BLANK1 — **Lab Sample ID: 280-43853-11**
Date Collected: 06/27/13 07:13 — **Matrix: Water**
Date Received: 06/28/13 10:00

Analyte	Result	Qualifier	RL	MDL	Unit	D	Prepared	Analyzed	Dil Fac
Acetone	1.9	U	20	1.9	ug/L			07/10/13 15:04	1
Acrylonitrile	1.4	U	20	1.4	ug/L			07/10/13 15:04	1
Benzene	0.16	U	1.0	0.16	ug/L			07/10/13 15:04	1
Bromochloromethane	0.10	U	1.0	0.10	ug/L			07/10/13 15:04	1
Bromodichloromethane	0.17	U	1.0	0.17	ug/L			07/10/13 15:04	1
Bromoform	0.19	U	1.0	0.19	ug/L			07/10/13 15:04	1
Bromomethane	0.21	U	2.0	0.21	ug/L			07/10/13 15:04	1
Carbon disulfide	0.45	U	2.0	0.45	ug/L			07/10/13 15:04	1
Carbon tetrachloride	0.19	U	1.0	0.19	ug/L			07/10/13 15:04	1
Chlorobenzene	0.17	U	1.0	0.17	ug/L			07/10/13 15:04	1
Dibromochloromethane	0.17	U	1.0	0.17	ug/L			07/10/13 15:04	1
Chloroethane	0.41	U	2.0	0.41	ug/L			07/10/13 15:04	1
Chloroform	0.16	U	1.0	0.16	ug/L			07/10/13 15:04	1
Dibromomethane	0.17	U	1.0	0.17	ug/L			07/10/13 15:04	1
1,2-Dichlorobenzene	0.15	U	1.0	0.15	ug/L			07/10/13 15:04	1
1,4-Dichlorobenzene	0.16	U	1.0	0.16	ug/L			07/10/13 15:04	1
trans-1,4-Dichloro-2-butene	0.80	U	3.0	0.80	ug/L			07/10/13 15:04	1
1,1-Dichloroethane	0.22	U	1.0	0.22	ug/L			07/10/13 15:04	1
1,2-Dichloroethane	0.13	U	1.0	0.13	ug/L			07/10/13 15:04	1
cis-1,2-Dichloroethene	0.15	U	1.0	0.15	ug/L			07/10/13 15:04	1
trans-1,2-Dichloroethene	0.15	U	1.0	0.15	ug/L			07/10/13 15:04	1
1,1-Dichloroethene	0.23	U	1.0	0.23	ug/L			07/10/13 15:04	1
1,2-Dichloropropane	0.18	U	1.0	0.18	ug/L			07/10/13 15:04	1
cis-1,3-Dichloropropene	0.16	U	1.0	0.16	ug/L			07/10/13 15:04	1
trans-1,3-Dichloropropene	0.19	U	3.0	0.19	ug/L			07/10/13 15:04	1
Ethylbenzene	0.16	U	1.0	0.16	ug/L			07/10/13 15:04	1
2-Hexanone	1.7	U	5.0	1.7	ug/L			07/10/13 15:04	1
Iodomethane	0.23	U	1.0	0.23	ug/L			07/10/13 15:04	1
Methylene Chloride	0.32	U	2.0	0.32	ug/L			07/10/13 15:04	1
4-Methyl-2-pentanone (MIBK)	0.98	U	5.0	0.98	ug/L			07/10/13 15:04	1
Styrene	0.17	U	1.0	0.17	ug/L			07/10/13 15:04	1
1,1,1,2-Tetrachloroethane	0.21	U	1.0	0.21	ug/L			07/10/13 15:04	1
1,1,2,2-Tetrachloroethane	0.21	U	1.0	0.21	ug/L			07/10/13 15:04	1
Tetrachloroethene	0.20	U	1.0	0.20	ug/L			07/10/13 15:04	1
1,1,1-Trichloroethane	0.16	U	1.0	0.16	ug/L			07/10/13 15:04	1
1,1,2-Trichloroethane	0.27	U	1.0	0.27	ug/L			07/10/13 15:04	1
Trichloroethene	0.16	U	1.0	0.16	ug/L			07/10/13 15:04	1

Method: 8260B - Volatile Organic Compounds (GC/MS) (Continued)

Client Sample ID: TRIP BLANK1 — **Lab Sample ID: 280-43853-11**
Date Collected: 06/27/13 07:13 — **Matrix: Water**
Date Received: 06/28/13 10:00

Analyte	Result	Qualifier	RL	MDL	Unit	D	Prepared	Analyzed	Dil Fac
Trichlorofluoromethane	0.29	U	2.0	0.29	ug/L			07/10/13 15:04	1
1,2,3-Trichloropropane	0.33	U	2.5	0.33	ug/L			07/10/13 15:04	1
Vinyl acetate	0.94	U	3.0	0.94	ug/L			07/10/13 15:04	1
Vinyl chloride	0.10	U	1.0	0.10	ug/L			07/10/13 15:04	1
Xylenes (total)	0.19	U	2.0	0.19	ug/L			07/10/13 15:04	1
Chloromethane	0.30	U	2.0	0.30	ug/L			07/10/13 15:04	1
2-Butanone (MEK)	2.0	U	6.0	2.0	ug/L			07/10/13 15:04	1
Toluene	0.17	U	1.0	0.17	ug/L			07/10/13 15:04	1

Surrogate	*%Recovery*	*Qualifier*	*Limits*	*Prepared*	*Analyzed*	*Dil Fac*
1,2-Dichloroethane-d4 (Surr)	*103*		*70 - 127*		*07/10/13 15:04*	*1*
Toluene-d8 (Surr)	*100*		*80 - 125*		*07/10/13 15:04*	*1*
4-Bromofluorobenzene (Surr)	*106*		*78 - 120*		*07/10/13 15:04*	*1*
Dibromofluoromethane (Surr)	*110*		*77 - 120*		*07/10/13 15:04*	*1*

Method: 8011 - EDB, DBCP, and 1,2,3-TCP (GC)

Client Sample ID: MW-5B — **Lab Sample ID: 280-43807-1**
Date Collected: 06/26/13 15:32 — **Matrix: Water**
Date Received: 06/27/13 09:30

Analyte	Result	Qualifier	RL	MDL	Unit	D	Prepared	Analyzed	Dil Fac
1,2-Dibromoethane	0.0037	U	0.020	0.0037	ug/L		06/28/13 07:53	06/28/13 14:31	1
1,2-Dibromo-3-Chloropropane	0.0067	U	0.020	0.0067	ug/L		06/28/13 07:53	06/28/13 14:31	1

Surrogate	*%Recovery*	*Qualifier*	*Limits*	*Prepared*	*Analyzed*	*Dil Fac*
1,2-Dibromopropane	*116*		*70 - 130*	*06/28/13 07:53*	*06/28/13 14:31*	*1*

Client Sample ID: MW-6AR — **Lab Sample ID: 280-43807-2**
Date Collected: 06/26/13 14:32 — **Matrix: Water**
Date Received: 06/27/13 09:30

Analyte	Result	Qualifier	RL	MDL	Unit	D	Prepared	Analyzed	Dil Fac
1,2-Dibromoethane	0.0036	U	0.020	0.0036	ug/L		06/28/13 07:53	06/28/13 14:51	1
1,2-Dibromo-3-Chloropropane	0.0067	U	0.020	0.0067	ug/L		06/28/13 07:53	06/28/13 14:51	1

Surrogate	*%Recovery*	*Qualifier*	*Limits*	*Prepared*	*Analyzed*	*Dil Fac*
1,2-Dibromopropane	*121*		*70 - 130*	*06/28/13 07:53*	*06/28/13 14:51*	*1*

Client Sample ID: MW-3A — **Lab Sample ID: 280-43807-3**
Date Collected: 06/26/13 13:46 — **Matrix: Water**
Date Received: 06/27/13 09:30

Analyte	Result	Qualifier	RL	MDL	Unit	D	Prepared	Analyzed	Dil Fac
1,2-Dibromoethane	0.0036	U	0.020	0.0036	ug/L		06/28/13 07:53	06/28/13 15:12	1
1,2-Dibromo-3-Chloropropane	0.0067	U	0.020	0.0067	ug/L		06/28/13 07:53	06/28/13 15:12	1

Surrogate	*%Recovery*	*Qualifier*	*Limits*	*Prepared*	*Analyzed*	*Dil Fac*
1,2-Dibromopropane	*123*		*70 - 130*	*06/28/13 07:53*	*06/28/13 15:12*	*1*

Method: 8011 - EDB, DBCP, and 1,2,3-TCP (GC)

Client Sample ID: MW-4B — **Lab Sample ID: 280-43807-4**
Date Collected: 06/26/13 13:03 — **Matrix: Water**
Date Received: 06/27/13 09:30

Analyte	Result	Qualifier	RL	MDL	Unit	D	Prepared	Analyzed	Dil Fac
1,2-Dibromoethane	0.0036	U	0.020	0.0036	ug/L		06/28/13 07:53	06/28/13 15:32	1
1,2-Dibromo-3-Chloropropane	0.0066	U	0.020	0.0066	ug/L		06/28/13 07:53	06/28/13 15:32	1

Surrogate	*%Recovery*	*Qualifier*	*Limits*	*Prepared*	*Analyzed*	*Dil Fac*
1,2-Dibromopropane	*119*		*70 - 130*	*06/28/13 07:53*	*06/28/13 15:32*	*1*

Client Sample ID: MW-6BR — **Lab Sample ID: 280-43807-5**
Date Collected: 06/26/13 10:22 — **Matrix: Water**
Date Received: 06/27/13 09:30

Analyte	Result	Qualifier	RL	MDL	Unit	D	Prepared	Analyzed	Dil Fac
1,2-Dibromoethane	0.0037	U	0.020	0.0037	ug/L		06/28/13 07:53	06/28/13 15:53	1
1,2-Dibromo-3-Chloropropane	0.0067	U	0.020	0.0067	ug/L		06/28/13 07:53	06/28/13 15:53	1

Surrogate	*%Recovery*	*Qualifier*	*Limits*	*Prepared*	*Analyzed*	*Dil Fac*
1,2-Dibromopropane	*118*		*70 - 130*	*06/28/13 07:53*	*06/28/13 15:53*	*1*

Client Sample ID: MW-3B — **Lab Sample ID: 280-43807-6**
Date Collected: 06/26/13 11:37 — **Matrix: Water**
Date Received: 06/27/13 09:30

Analyte	Result	Qualifier	RL	MDL	Unit	D	Prepared	Analyzed	Dil Fac
1,2-Dibromoethane	0.0037	U	0.020	0.0037	ug/L		06/28/13 07:53	06/28/13 16:13	1
1,2-Dibromo-3-Chloropropane	0.0067	U	0.020	0.0067	ug/L		06/28/13 07:53	06/28/13 16:13	1

Surrogate	*%Recovery*	*Qualifier*	*Limits*	*Prepared*	*Analyzed*	*Dil Fac*
1,2-Dibromopropane	*117*		*70 - 130*	*06/28/13 07:53*	*06/28/13 16:13*	*1*

Client Sample ID: MW-5A — **Lab Sample ID: 280-43807-7**
Date Collected: 06/26/13 15:33 — **Matrix: Water**
Date Received: 06/27/13 09:30

Analyte	Result	Qualifier	RL	MDL	Unit	D	Prepared	Analyzed	Dil Fac
1,2-Dibromoethane	0.0037	U	0.020	0.0037	ug/L		06/28/13 07:53	06/28/13 16:34	1
1,2-Dibromo-3-Chloropropane	0.0068	U	0.020	0.0068	ug/L		06/28/13 07:53	06/28/13 16:34	1

Surrogate	*%Recovery*	*Qualifier*	*Limits*	*Prepared*	*Analyzed*	*Dil Fac*
1,2-Dibromopropane	*124*		*70 - 130*	*06/28/13 07:53*	*06/28/13 16:34*	*1*

Client Sample ID: MW-4A — **Lab Sample ID: 280-43807-9**
Date Collected: 06/26/13 14:08 — **Matrix: Water**
Date Received: 06/27/13 09:30

Analyte	Result	Qualifier	RL	MDL	Unit	D	Prepared	Analyzed	Dil Fac
1,2-Dibromoethane	0.0037	U	0.020	0.0037	ug/L		06/28/13 07:53	06/28/13 16:54	1
1,2-Dibromo-3-Chloropropane	0.0068	U	0.020	0.0068	ug/L		06/28/13 07:53	06/28/13 16:54	1

Surrogate	*%Recovery*	*Qualifier*	*Limits*	*Prepared*	*Analyzed*	*Dil Fac*
1,2-Dibromopropane	*126*		*70 - 130*	*06/28/13 07:53*	*06/28/13 16:54*	*1*

Client Sample ID: MW-FL1 — **Lab Sample ID: 280-43807-10**
Date Collected: 06/26/13 14:01 — **Matrix: Water**
Date Received: 06/27/13 09:30

Analyte	Result	Qualifier	RL	MDL	Unit	D	Prepared	Analyzed	Dil Fac
1,2-Dibromoethane	0.0036	U	0.020	0.0036	ug/L		06/28/13 07:53	06/28/13 17:15	1
1,2-Dibromo-3-Chloropropane	0.0067	U	0.020	0.0067	ug/L		06/28/13 07:53	06/28/13 17:15	1

Method: 8011 - EDB, DBCP, and 1,2,3-TCP (GC) (Continued)

Surrogate	%Recovery	Qualifier	Limits	Prepared	Analyzed	Dil Fac
1,2-Dibromopropane	121		70 - 130	06/28/13 07:53	06/28/13 17:15	1

Client Sample ID: MW-8R — **Lab Sample ID: 280-43853-1**
Date Collected: 06/27/13 10:01 — **Matrix: Water**
Date Received: 06/28/13 10:00

Analyte	Result	Qualifier	RL	MDL	Unit	D	Prepared	Analyzed	Dil Fac
1,2-Dibromoethane	0.0037	U	0.020	0.0037	ug/L		07/02/13 09:41	07/02/13 13:16	1
1,2-Dibromo-3-Chloropropane	0.0068	U	0.020	0.0068	ug/L		07/02/13 09:41	07/02/13 13:16	1

Surrogate	%Recovery	Qualifier	Limits	Prepared	Analyzed	Dil Fac
1,2-Dibromopropane	107		70 - 130	07/02/13 09:41	07/02/13 13:16	1

Client Sample ID: MW-7A — **Lab Sample ID: 280-43853-2**
Date Collected: 06/27/13 07:55 — **Matrix: Water**
Date Received: 06/28/13 10:00

Analyte	Result	Qualifier	RL	MDL	Unit	D	Prepared	Analyzed	Dil Fac
1,2-Dibromoethane	0.0037	U	0.020	0.0037	ug/L		07/02/13 09:41	07/02/13 13:36	1
1,2-Dibromo-3-Chloropropane	0.0068	U	0.020	0.0068	ug/L		07/02/13 09:41	07/02/13 13:36	1

Surrogate	%Recovery	Qualifier	Limits	Prepared	Analyzed	Dil Fac
1,2-Dibromopropane	111		70 - 130	07/02/13 09:41	07/02/13 13:36	1

Client Sample ID: MW-7B — **Lab Sample ID: 280-43853-3**
Date Collected: 06/27/13 07:13 — **Matrix: Water**
Date Received: 06/28/13 10:00

Analyte	Result	Qualifier	RL	MDL	Unit	D	Prepared	Analyzed	Dil Fac
1,2-Dibromoethane	0.0037	U	0.020	0.0037	ug/L		07/02/13 09:41	07/02/13 13:56	1
1,2-Dibromo-3-Chloropropane	0.0068	U	0.020	0.0068	ug/L		07/02/13 09:41	07/02/13 13:56	1

Surrogate	%Recovery	Qualifier	Limits	Prepared	Analyzed	Dil Fac
1,2-Dibromopropane	120		70 - 130	07/02/13 09:41	07/02/13 13:56	1

Client Sample ID: MW-2B — **Lab Sample ID: 280-43853-4**
Date Collected: 06/27/13 08:42 — **Matrix: Water**
Date Received: 06/28/13 10:00

Analyte	Result	Qualifier	RL	MDL	Unit	D	Prepared	Analyzed	Dil Fac
1,2-Dibromoethane	0.0037	U	0.020	0.0037	ug/L		07/02/13 09:41	07/02/13 14:17	1
1,2-Dibromo-3-Chloropropane	0.0068	U	0.020	0.0068	ug/L		07/02/13 09:41	07/02/13 14:17	1

Surrogate	%Recovery	Qualifier	Limits	Prepared	Analyzed	Dil Fac
1,2-Dibromopropane	110		70 - 130	07/02/13 09:41	07/02/13 14:17	1

Client Sample ID: MW-2AR — **Lab Sample ID: 280-43853-5**
Date Collected: 06/27/13 09:25 — **Matrix: Water**
Date Received: 06/28/13 10:00

Analyte	Result	Qualifier	RL	MDL	Unit	D	Prepared	Analyzed	Dil Fac
1,2-Dibromoethane	0.0037	U	0.020	0.0037	ug/L		07/02/13 09:41	07/02/13 14:38	1
1,2-Dibromo-3-Chloropropane	0.0068	U	0.020	0.0068	ug/L		07/02/13 09:41	07/02/13 14:38	1

Surrogate	%Recovery	Qualifier	Limits	Prepared	Analyzed	Dil Fac
1,2-Dibromopropane	112		70 - 130	07/02/13 09:41	07/02/13 14:38	1

Method: 8011 - EDB, DBCP, and 1,2,3-TCP (GC)

Client Sample ID: MW-FL2R — **Lab Sample ID: 280-43853-6**
Date Collected: 06/27/13 09:41 — **Matrix: Water**
Date Received: 06/28/13 10:00

Analyte	Result	Qualifier	RL	MDL	Unit	D	Prepared	Analyzed	Dil Fac
1,2-Dibromoethane	0.0037	U	0.020	0.0037	ug/L		07/02/13 09:41	07/02/13 14:58	1
1,2-Dibromo-3-Chloropropane	0.0067	U	0.020	0.0067	ug/L		07/02/13 09:41	07/02/13 14:58	1

Surrogate	*%Recovery*	*Qualifier*	*Limits*	*Prepared*	*Analyzed*	*Dil Fac*
1,2-Dibromopropane	*117*		*70 - 130*	*07/02/13 09:41*	*07/02/13 14:58*	*1*

Client Sample ID: MW-FL3 — **Lab Sample ID: 280-43853-7**
Date Collected: 06/27/13 08:49 — **Matrix: Water**
Date Received: 06/28/13 10:00

Analyte	Result	Qualifier	RL	MDL	Unit	D	Prepared	Analyzed	Dil Fac
1,2-Dibromoethane	0.0037	U	0.020	0.0037	ug/L		07/02/13 09:41	07/02/13 15:19	1
1,2-Dibromo-3-Chloropropane	0.0067	U	0.020	0.0067	ug/L		07/02/13 09:41	07/02/13 15:19	1

Surrogate	*%Recovery*	*Qualifier*	*Limits*	*Prepared*	*Analyzed*	*Dil Fac*
1,2-Dibromopropane	*110*		*70 - 130*	*07/02/13 09:41*	*07/02/13 15:19*	*1*

Client Sample ID: MW-1B — **Lab Sample ID: 280-43853-8**
Date Collected: 06/27/13 07:35 — **Matrix: Water**
Date Received: 06/28/13 10:00

Analyte	Result	Qualifier	RL	MDL	Unit	D	Prepared	Analyzed	Dil Fac
1,2-Dibromoethane	0.0037	U	0.020	0.0037	ug/L		07/02/13 09:41	07/02/13 15:40	1
1,2-Dibromo-3-Chloropropane	0.0068	U	0.020	0.0068	ug/L		07/02/13 09:41	07/02/13 15:40	1

Surrogate	*%Recovery*	*Qualifier*	*Limits*	*Prepared*	*Analyzed*	*Dil Fac*
1,2-Dibromopropane	*111*		*70 - 130*	*07/02/13 09:41*	*07/02/13 15:40*	*1*

Client Sample ID: MW-1A — **Lab Sample ID: 280-43853-9**
Date Collected: 06/27/13 08:07 — **Matrix: Water**
Date Received: 06/28/13 10:00

Analyte	Result	Qualifier	RL	MDL	Unit	D	Prepared	Analyzed	Dil Fac
1,2-Dibromoethane	0.0037	U	0.020	0.0037	ug/L		07/02/13 09:41	07/02/13 16:00	1
1,2-Dibromo-3-Chloropropane	0.0068	U	0.020	0.0068	ug/L		07/02/13 09:41	07/02/13 16:00	1

Surrogate	*%Recovery*	*Qualifier*	*Limits*	*Prepared*	*Analyzed*	*Dil Fac*
1,2-Dibromopropane	*115*		*70 - 130*	*07/02/13 09:41*	*07/02/13 16:00*	*1*

Method: 6010B - Metals (ICP) - Total Recoverable

Client Sample ID: MW-5B — **Lab Sample ID: 280-43807-1**
Date Collected: 06/26/13 15:32 — **Matrix: Water**
Date Received: 06/27/13 09:30

Analyte	Result	Qualifier	RL	MDL	Unit	D	Prepared	Analyzed	Dil Fac
Aluminum	**100**		100	18	ug/L		07/01/13 08:00	07/03/13 17:37	1
Barium	**9.9**	**I**	10	0.58	ug/L		07/01/13 08:00	07/03/13 17:37	1
Cadmium	0.45	U	5.0	0.45	ug/L		07/01/13 08:00	07/03/13 17:37	1
Cobalt	1.2	U	10	1.2	ug/L		07/01/13 08:00	07/03/13 17:37	1
Chromium	0.66	U	10	0.66	ug/L		07/01/13 08:00	07/03/13 17:37	1
Copper	**1.4**	**I**	15	1.4	ug/L		07/01/13 08:00	07/03/13 17:37	1
Nickel	1.3	U	40	1.3	ug/L		07/01/13 08:00	07/03/13 17:37	1
Lead	2.6	U	9.0	2.6	ug/L		07/01/13 08:00	07/03/13 17:37	1
Selenium	4.9	U	15	4.9	ug/L		07/01/13 08:00	07/03/13 17:37	1

Method: 6010B - Metals (ICP) - Total Recoverable (Continued)

Client Sample ID: MW-5B — **Lab Sample ID: 280-43807-1**
Date Collected: 06/26/13 15:32 — **Matrix: Water**
Date Received: 06/27/13 09:30

Analyte	Result	Qualifier	RL	MDL	Unit	D	Prepared	Analyzed	Dil Fac
Iron	56	I	100	22	ug/L		07/01/13 08:00	07/03/13 17:37	1
Vanadium	1.1	U	10	1.1	ug/L		07/01/13 08:00	07/03/13 17:37	1
Zinc	4.5	U	20	4.5	ug/L		07/01/13 08:00	07/03/13 17:37	1
Silver	0.93	U	10	0.93	ug/L		07/01/13 08:00	07/03/13 17:37	1
Manganese	3.2	I	10	0.25	ug/L		07/01/13 08:00	07/03/13 17:37	1
Sodium	3.8		1.0	0.092	mg/L		07/01/13 08:00	07/03/13 17:37	1

Client Sample ID: MW-6AR — **Lab Sample ID: 280-43807-2**
Date Collected: 06/26/13 14:32 — **Matrix: Water**
Date Received: 06/27/13 09:30

Analyte	Result	Qualifier	RL	MDL	Unit	D	Prepared	Analyzed	Dil Fac
Aluminum	730		100	18	ug/L		07/01/13 08:00	07/03/13 17:39	1
Barium	24		10	0.58	ug/L		07/01/13 08:00	07/03/13 17:39	1
Cadmium	0.90	I	5.0	0.45	ug/L		07/01/13 08:00	07/03/13 17:39	1
Cobalt	1.2	U	10	1.2	ug/L		07/01/13 08:00	07/03/13 17:39	1
Chromium	4.1	I	10	0.66	ug/L		07/01/13 08:00	07/03/13 17:39	1
Copper	2.5	I	15	1.4	ug/L		07/01/13 08:00	07/03/13 17:39	1
Nickel	2.3	I	40	1.3	ug/L		07/01/13 08:00	07/03/13 17:39	1
Lead	2.6	U	9.0	2.6	ug/L		07/01/13 08:00	07/03/13 17:39	1
Selenium	4.9	U	15	4.9	ug/L		07/01/13 08:00	07/03/13 17:39	1
Iron	510		100	22	ug/L		07/01/13 08:00	07/03/13 17:39	1
Vanadium	2.5	I	10	1.1	ug/L		07/01/13 08:00	07/03/13 17:39	1
Zinc	9.9	I	20	4.5	ug/L		07/01/13 08:00	07/03/13 17:39	1
Silver	0.93	U	10	0.93	ug/L		07/01/13 08:00	07/03/13 17:39	1
Manganese	12		10	0.25	ug/L		07/01/13 08:00	07/03/13 17:39	1
Sodium	11		1.0	0.092	mg/L		07/01/13 08:00	07/03/13 17:39	1

Client Sample ID: MW-3A — **Lab Sample ID: 280-43807-3**
Date Collected: 06/26/13 13:46 — **Matrix: Water**
Date Received: 06/27/13 09:30

Analyte	Result	Qualifier	RL	MDL	Unit	D	Prepared	Analyzed	Dil Fac
Aluminum	270		100	18	ug/L		07/01/13 08:00	07/03/13 17:41	1
Barium	51		10	0.58	ug/L		07/01/13 08:00	07/03/13 17:41	1
Cadmium	0.45	U	5.0	0.45	ug/L		07/01/13 08:00	07/03/13 17:41	1
Cobalt	1.2	U	10	1.2	ug/L		07/01/13 08:00	07/03/13 17:41	1
Chromium	1.5	I	10	0.66	ug/L		07/01/13 08:00	07/03/13 17:41	1
Copper	1.6	I	15	1.4	ug/L		07/01/13 08:00	07/03/13 17:41	1
Nickel	1.3	U	40	1.3	ug/L		07/01/13 08:00	07/03/13 17:41	1
Lead	2.6	U	9.0	2.6	ug/L		07/01/13 08:00	07/03/13 17:41	1
Selenium	4.9	U	15	4.9	ug/L		07/01/13 08:00	07/03/13 17:41	1
Iron	120		100	22	ug/L		07/01/13 08:00	07/03/13 17:41	1
Vanadium	1.1	U	10	1.1	ug/L		07/01/13 08:00	07/03/13 17:41	1
Zinc	6.2	I	20	4.5	ug/L		07/01/13 08:00	07/03/13 17:41	1
Silver	0.93	U	10	0.93	ug/L		07/01/13 08:00	07/03/13 17:41	1
Manganese	3.5	I	10	0.25	ug/L		07/01/13 08:00	07/03/13 17:41	1
Sodium	2.5		1.0	0.092	mg/L		07/01/13 08:00	07/03/13 17:41	1

Client Sample Results

Client: Waste Management
Project/Site: FL26|Vista

TestAmerica Job ID: 280-43807-1

Method: 6010B - Metals (ICP) - Total Recoverable

Client Sample ID: MW-4B — **Lab Sample ID: 280-43807-4**
Date Collected: 06/26/13 13:03 — **Matrix: Water**
Date Received: 06/27/13 09:30

Analyte	Result	Qualifier	RL	MDL	Unit	D	Prepared	Analyzed	Dil Fac
Aluminum	110		100	18	ug/L		07/01/13 08:00	07/03/13 17:44	1
Barium	9.7	I	10	0.58	ug/L		07/01/13 08:00	07/03/13 17:44	1
Cadmium	0.45	U	5.0	0.45	ug/L		07/01/13 08:00	07/03/13 17:44	1
Cobalt	1.2	U	10	1.2	ug/L		07/01/13 08:00	07/03/13 17:44	1
Chromium	0.75	I	10	0.66	ug/L		07/01/13 08:00	07/03/13 17:44	1
Copper	2.4	I	15	1.4	ug/L		07/01/13 08:00	07/03/13 17:44	1
Nickel	2.2	I	40	1.3	ug/L		07/01/13 08:00	07/03/13 17:44	1
Lead	2.6	U	9.0	2.6	ug/L		07/01/13 08:00	07/03/13 17:44	1
Selenium	4.9	U	15	4.9	ug/L		07/01/13 08:00	07/03/13 17:44	1
Iron	68	I	100	22	ug/L		07/01/13 08:00	07/03/13 17:44	1
Vanadium	1.1	U	10	1.1	ug/L		07/01/13 08:00	07/03/13 17:44	1
Zinc	7.6	I	20	4.5	ug/L		07/01/13 08:00	07/03/13 17:44	1
Silver	1.2	I V	10	0.93	ug/L		07/01/13 08:00	07/03/13 17:44	1
Manganese	8.3	I	10	0.25	ug/L		07/01/13 08:00	07/03/13 17:44	1
Sodium	1.0		1.0	0.092	mg/L		07/01/13 08:00	07/03/13 17:44	1

Client Sample ID: MW-6BR — **Lab Sample ID: 280-43807-5**
Date Collected: 06/26/13 10:22 — **Matrix: Water**
Date Received: 06/27/13 09:30

Analyte	Result	Qualifier	RL	MDL	Unit	D	Prepared	Analyzed	Dil Fac
Aluminum	520		100	18	ug/L		07/01/13 08:00	07/03/13 17:46	1
Barium	10		10	0.58	ug/L		07/01/13 08:00	07/03/13 17:46	1
Cadmium	0.58	I	5.0	0.45	ug/L		07/01/13 08:00	07/03/13 17:46	1
Cobalt	1.2	U	10	1.2	ug/L		07/01/13 08:00	07/03/13 17:46	1
Chromium	22		10	0.66	ug/L		07/01/13 08:00	07/03/13 17:46	1
Copper	2.2	I	15	1.4	ug/L		07/01/13 08:00	07/03/13 17:46	1
Nickel	2.7	I	40	1.3	ug/L		07/01/13 08:00	07/03/13 17:46	1
Lead	2.6	U	9.0	2.6	ug/L		07/01/13 08:00	07/03/13 17:46	1
Selenium	4.9	U	15	4.9	ug/L		07/01/13 08:00	07/03/13 17:46	1
Iron	660		100	22	ug/L		07/01/13 08:00	07/03/13 17:46	1
Vanadium	5.2	I	10	1.1	ug/L		07/01/13 08:00	07/03/13 17:46	1
Zinc	6.6	I	20	4.5	ug/L		07/01/13 08:00	07/03/13 17:46	1
Silver	0.93	U	10	0.93	ug/L		07/01/13 08:00	07/03/13 17:46	1
Manganese	39		10	0.25	ug/L		07/01/13 08:00	07/03/13 17:46	1
Sodium	7.4		1.0	0.092	mg/L		07/01/13 08:00	07/03/13 17:46	1

Client Sample ID: MW-3B — **Lab Sample ID: 280-43807-6**
Date Collected: 06/26/13 11:37 — **Matrix: Water**
Date Received: 06/27/13 09:30

Analyte	Result	Qualifier	RL	MDL	Unit	D	Prepared	Analyzed	Dil Fac
Aluminum	120		100	18	ug/L		07/01/13 08:00	07/03/13 17:48	1
Barium	42		10	0.58	ug/L		07/01/13 08:00	07/03/13 17:48	1
Cadmium	0.45	U	5.0	0.45	ug/L		07/01/13 08:00	07/03/13 17:48	1
Cobalt	1.2	U	10	1.2	ug/L		07/01/13 08:00	07/03/13 17:48	1
Chromium	1.8	I	10	0.66	ug/L		07/01/13 08:00	07/03/13 17:48	1
Copper	1.7	I	15	1.4	ug/L		07/01/13 08:00	07/03/13 17:48	1
Nickel	1.3	U	40	1.3	ug/L		07/01/13 08:00	07/03/13 17:48	1
Lead	2.6	U	9.0	2.6	ug/L		07/01/13 08:00	07/03/13 17:48	1
Selenium	4.9	U	15	4.9	ug/L		07/01/13 08:00	07/03/13 17:48	1
Iron	64	I	100	22	ug/L		07/01/13 08:00	07/03/13 17:48	1

Method: 6010B - Metals (ICP) - Total Recoverable (Continued)

Client Sample ID: MW-3B — **Lab Sample ID: 280-43807-6**
Date Collected: 06/26/13 11:37 — **Matrix: Water**
Date Received: 06/27/13 09:30

Analyte	Result	Qualifier	RL	MDL	Unit	D	Prepared	Analyzed	Dil Fac
Vanadium	2.0	I	10	1.1	ug/L		07/01/13 08:00	07/03/13 17:48	1
Zinc	4.9	I	20	4.5	ug/L		07/01/13 08:00	07/03/13 17:48	1
Silver	0.93	U	10	0.93	ug/L		07/01/13 08:00	07/03/13 17:48	1
Manganese	7.8	I	10	0.25	ug/L		07/01/13 08:00	07/03/13 17:48	1
Sodium	3.6		1.0	0.092	mg/L		07/01/13 08:00	07/03/13 17:48	1

Client Sample ID: MW-5A — **Lab Sample ID: 280-43807-7**
Date Collected: 06/26/13 15:33 — **Matrix: Water**
Date Received: 06/27/13 09:30

Analyte	Result	Qualifier	RL	MDL	Unit	D	Prepared	Analyzed	Dil Fac
Aluminum	220		100	18	ug/L		07/01/13 08:00	07/03/13 17:51	1
Barium	24		10	0.58	ug/L		07/01/13 08:00	07/03/13 17:51	1
Cadmium	0.45	U	5.0	0.45	ug/L		07/01/13 08:00	07/03/13 17:51	1
Cobalt	1.2	U	10	1.2	ug/L		07/01/13 08:00	07/03/13 17:51	1
Chromium	0.80	I	10	0.66	ug/L		07/01/13 08:00	07/03/13 17:51	1
Copper	1.4	I	15	1.4	ug/L		07/01/13 08:00	07/03/13 17:51	1
Nickel	1.3	U	40	1.3	ug/L		07/01/13 08:00	07/03/13 17:51	1
Lead	2.6	U	9.0	2.6	ug/L		07/01/13 08:00	07/03/13 17:51	1
Selenium	4.9	U	15	4.9	ug/L		07/01/13 08:00	07/03/13 17:51	1
Iron	80	I	100	22	ug/L		07/01/13 08:00	07/03/13 17:51	1
Vanadium	1.1	U	10	1.1	ug/L		07/01/13 08:00	07/03/13 17:51	1
Zinc	70		20	4.5	ug/L		07/01/13 08:00	07/03/13 17:51	1
Silver	0.93	U	10	0.93	ug/L		07/01/13 08:00	07/03/13 17:51	1
Manganese	20		10	0.25	ug/L		07/01/13 08:00	07/03/13 17:51	1
Sodium	1.5		1.0	0.092	mg/L		07/01/13 08:00	07/03/13 17:51	1

Client Sample ID: MW-4A — **Lab Sample ID: 280-43807-9**
Date Collected: 06/26/13 14:08 — **Matrix: Water**
Date Received: 06/27/13 09:30

Analyte	Result	Qualifier	RL	MDL	Unit	D	Prepared	Analyzed	Dil Fac
Aluminum	150		100	18	ug/L		07/01/13 08:00	07/03/13 17:53	1
Barium	19		10	0.58	ug/L		07/01/13 08:00	07/03/13 17:53	1
Cadmium	0.45	U	5.0	0.45	ug/L		07/01/13 08:00	07/03/13 17:53	1
Cobalt	1.2	U	10	1.2	ug/L		07/01/13 08:00	07/03/13 17:53	1
Chromium	0.96	I	10	0.66	ug/L		07/01/13 08:00	07/03/13 17:53	1
Copper	1.9	I	15	1.4	ug/L		07/01/13 08:00	07/03/13 17:53	1
Nickel	3.1	I	40	1.3	ug/L		07/01/13 08:00	07/03/13 17:53	1
Lead	2.6	U	9.0	2.6	ug/L		07/01/13 08:00	07/03/13 17:53	1
Selenium	4.9	U	15	4.9	ug/L		07/01/13 08:00	07/03/13 17:53	1
Iron	160		100	22	ug/L		07/01/13 08:00	07/03/13 17:53	1
Vanadium	1.1	U	10	1.1	ug/L		07/01/13 08:00	07/03/13 17:53	1
Zinc	230		20	4.5	ug/L		07/01/13 08:00	07/03/13 17:53	1
Silver	0.93	I V	10	0.93	ug/L		07/01/13 08:00	07/03/13 17:53	1
Manganese	32		10	0.25	ug/L		07/01/13 08:00	07/03/13 17:53	1
Sodium	1.4		1.0	0.092	mg/L		07/01/13 08:00	07/03/13 17:53	1

Client Sample Results

Client: Waste Management
Project/Site: FL26|Vista

TestAmerica Job ID: 280-43807-1

Method: 6010B - Metals (ICP) - Total Recoverable

Client Sample ID: MW-FL1
Date Collected: 06/26/13 14:01
Date Received: 06/27/13 09:30

Lab Sample ID: 280-43807-10
Matrix: Water

Analyte	Result	Qualifier	RL	MDL	Unit	D	Prepared	Analyzed	Dil Fac
Aluminum	49	I	100	18	ug/L		07/01/13 08:00	07/03/13 17:55	1
Barium	29		10	0.58	ug/L		07/01/13 08:00	07/03/13 17:55	1
Cadmium	0.45	U	5.0	0.45	ug/L		07/01/13 08:00	07/03/13 17:55	1
Cobalt	1.2	U	10	1.2	ug/L		07/01/13 08:00	07/03/13 17:55	1
Chromium	0.66	U	10	0.66	ug/L		07/01/13 08:00	07/03/13 17:55	1
Copper	2.2	I	15	1.4	ug/L		07/01/13 08:00	07/03/13 17:55	1
Nickel	1.8	I	40	1.3	ug/L		07/01/13 08:00	07/03/13 17:55	1
Lead	2.6	U	9.0	2.6	ug/L		07/01/13 08:00	07/03/13 17:55	1
Selenium	4.9	U	15	4.9	ug/L		07/01/13 08:00	07/03/13 17:55	1
Iron	75	I	100	22	ug/L		07/01/13 08:00	07/03/13 17:55	1
Vanadium	1.1	U	10	1.1	ug/L		07/01/13 08:00	07/03/13 17:55	1
Zinc	7.0	I	20	4.5	ug/L		07/01/13 08:00	07/03/13 17:55	1
Silver	1.2	I V	10	0.93	ug/L		07/01/13 08:00	07/03/13 17:55	1
Manganese	15		10	0.25	ug/L		07/01/13 08:00	07/03/13 17:55	1
Sodium	6.2		1.0	0.092	mg/L		07/01/13 08:00	07/03/13 17:55	1

Client Sample ID: MW-8R
Date Collected: 06/27/13 10:01
Date Received: 06/28/13 10:00

Lab Sample ID: 280-43853-1
Matrix: Water

Analyte	Result	Qualifier	RL	MDL	Unit	D	Prepared	Analyzed	Dil Fac
Aluminum	1400		100	18	ug/L		07/02/13 08:30	07/03/13 21:49	1
Barium	17	V	10	0.58	ug/L		07/02/13 08:30	07/02/13 21:53	1
Cadmium	0.45	U	5.0	0.45	ug/L		07/02/13 08:30	07/02/13 21:53	1
Cobalt	1.2	U	10	1.2	ug/L		07/02/13 08:30	07/02/13 21:53	1
Chromium	3.6	I	10	0.66	ug/L		07/02/13 08:30	07/02/13 21:53	1
Copper	2.2	I	15	1.4	ug/L		07/02/13 08:30	07/02/13 21:53	1
Nickel	1.3	U	40	1.3	ug/L		07/02/13 08:30	07/02/13 21:53	1
Lead	2.6	U	9.0	2.6	ug/L		07/02/13 08:30	07/02/13 21:53	1
Selenium	4.9	U	15	4.9	ug/L		07/02/13 08:30	07/02/13 21:53	1
Iron	1100		100	22	ug/L		07/02/13 08:30	07/03/13 21:49	1
Vanadium	4.4	I	10	1.1	ug/L		07/02/13 08:30	07/02/13 21:53	1
Zinc	6.9	I	20	4.5	ug/L		07/02/13 08:30	07/02/13 21:53	1
Silver	0.93	U	10	0.93	ug/L		07/02/13 08:30	07/02/13 21:53	1
Manganese	7.0	I	10	0.25	ug/L		07/02/13 08:30	07/02/13 21:53	1
Sodium	14		1.0	0.092	mg/L		07/02/13 08:30	07/03/13 21:49	1

Client Sample ID: MW-7A
Date Collected: 06/27/13 07:55
Date Received: 06/28/13 10:00

Lab Sample ID: 280-43853-2
Matrix: Water

Analyte	Result	Qualifier	RL	MDL	Unit	D	Prepared	Analyzed	Dil Fac
Aluminum	85	I	100	18	ug/L		07/02/13 08:30	07/03/13 21:58	1
Barium	15	V	10	0.58	ug/L		07/02/13 08:30	07/02/13 22:02	1
Cadmium	0.45	U	5.0	0.45	ug/L		07/02/13 08:30	07/02/13 22:02	1
Cobalt	1.2	U	10	1.2	ug/L		07/02/13 08:30	07/02/13 22:02	1
Chromium	1.2	I	10	0.66	ug/L		07/02/13 08:30	07/02/13 22:02	1
Copper	2.7	I	15	1.4	ug/L		07/02/13 08:30	07/02/13 22:02	1
Nickel	1.9	I	40	1.3	ug/L		07/02/13 08:30	07/02/13 22:02	1
Lead	2.6	U	9.0	2.6	ug/L		07/02/13 08:30	07/02/13 22:02	1
Selenium	4.9	U	15	4.9	ug/L		07/02/13 08:30	07/02/13 22:02	1
Iron	86	I	100	22	ug/L		07/02/13 08:30	07/03/13 21:58	1

Method: 6010B - Metals (ICP) - Total Recoverable (Continued)

Client Sample ID: MW-7A — **Lab Sample ID: 280-43853-2**
Date Collected: 06/27/13 07:55 — **Matrix: Water**
Date Received: 06/28/13 10:00

Analyte	Result	Qualifier	RL	MDL	Unit	D	Prepared	Analyzed	Dil Fac
Vanadium	1.2	I	10	1.1	ug/L		07/02/13 08:30	07/02/13 22:02	1
Zinc	4.5	U	20	4.5	ug/L		07/02/13 08:30	07/02/13 22:02	1
Silver	0.93	U	10	0.93	ug/L		07/02/13 08:30	07/02/13 22:02	1
Manganese	1.3	I V	10	0.25	ug/L		07/02/13 08:30	07/02/13 22:02	1
Sodium	6.0		1.0	0.092	mg/L		07/02/13 08:30	07/03/13 21:58	1

Client Sample ID: MW-7B — **Lab Sample ID: 280-43853-3**
Date Collected: 06/27/13 07:13 — **Matrix: Water**
Date Received: 06/28/13 10:00

Analyte	Result	Qualifier	RL	MDL	Unit	D	Prepared	Analyzed	Dil Fac
Aluminum	63	I	100	18	ug/L		07/02/13 08:30	07/03/13 22:00	1
Barium	5.8	I V	10	0.58	ug/L		07/02/13 08:30	07/02/13 22:04	1
Cadmium	0.45	U	5.0	0.45	ug/L		07/02/13 08:30	07/02/13 22:04	1
Cobalt	1.2	U	10	1.2	ug/L		07/02/13 08:30	07/02/13 22:04	1
Chromium	0.66	U	10	0.66	ug/L		07/02/13 08:30	07/02/13 22:04	1
Copper	1.4	U	15	1.4	ug/L		07/02/13 08:30	07/02/13 22:04	1
Nickel	1.3	U	40	1.3	ug/L		07/02/13 08:30	07/02/13 22:04	1
Lead	2.6	U	9.0	2.6	ug/L		07/02/13 08:30	07/02/13 22:04	1
Selenium	4.9	U	15	4.9	ug/L		07/02/13 08:30	07/02/13 22:04	1
Iron	37	I	100	22	ug/L		07/02/13 08:30	07/03/13 22:00	1
Vanadium	1.1	U	10	1.1	ug/L		07/02/13 08:30	07/02/13 22:04	1
Zinc	4.5	U	20	4.5	ug/L		07/02/13 08:30	07/02/13 22:04	1
Silver	0.93	U	10	0.93	ug/L		07/02/13 08:30	07/02/13 22:04	1
Manganese	0.63	I V	10	0.25	ug/L		07/02/13 08:30	07/02/13 22:04	1
Sodium	6.4		1.0	0.092	mg/L		07/02/13 08:30	07/03/13 22:00	1

Client Sample ID: MW-2B — **Lab Sample ID: 280-43853-4**
Date Collected: 06/27/13 08:42 — **Matrix: Water**
Date Received: 06/28/13 10:00

Analyte	Result	Qualifier	RL	MDL	Unit	D	Prepared	Analyzed	Dil Fac
Aluminum	560		100	18	ug/L		07/02/13 08:30	07/03/13 22:02	1
Barium	13	V	10	0.58	ug/L		07/02/13 08:30	07/02/13 22:06	1
Cadmium	0.45	U	5.0	0.45	ug/L		07/02/13 08:30	07/02/13 22:06	1
Cobalt	1.2	U	10	1.2	ug/L		07/02/13 08:30	07/02/13 22:06	1
Chromium	2.1	I	10	0.66	ug/L		07/02/13 08:30	07/02/13 22:06	1
Copper	1.8	I	15	1.4	ug/L		07/02/13 08:30	07/02/13 22:06	1
Nickel	1.3	U	40	1.3	ug/L		07/02/13 08:30	07/02/13 22:06	1
Lead	2.6	U	9.0	2.6	ug/L		07/02/13 08:30	07/02/13 22:06	1
Selenium	4.9	U	15	4.9	ug/L		07/02/13 08:30	07/02/13 22:06	1
Iron	220		100	22	ug/L		07/02/13 08:30	07/03/13 22:02	1
Vanadium	3.2	I	10	1.1	ug/L		07/02/13 08:30	07/02/13 22:06	1
Zinc	6.9	I	20	4.5	ug/L		07/02/13 08:30	07/02/13 22:06	1
Silver	0.93	U	10	0.93	ug/L		07/02/13 08:30	07/02/13 22:06	1
Manganese	2.7	I V	10	0.25	ug/L		07/02/13 08:30	07/02/13 22:06	1
Sodium	4.8		1.0	0.092	mg/L		07/02/13 08:30	07/03/13 22:02	1

Client Sample Results

Client: Waste Management
Project/Site: FL26|Vista

TestAmerica Job ID: 280-43807-1

Method: 6010B - Metals (ICP) - Total Recoverable

Client Sample ID: MW-2AR — **Lab Sample ID: 280-43853-5**
Date Collected: 06/27/13 09:25 — **Matrix: Water**
Date Received: 06/28/13 10:00

Analyte	Result	Qualifier	RL	MDL	Unit	D	Prepared	Analyzed	Dil Fac
Aluminum	1400		100	18	ug/L		07/02/13 08:30	07/03/13 22:16	1
Barium	23	V	10	0.58	ug/L		07/02/13 08:30	07/02/13 22:17	1
Cadmium	0.45	U	5.0	0.45	ug/L		07/02/13 08:30	07/02/13 22:17	1
Cobalt	1.2	U	10	1.2	ug/L		07/02/13 08:30	07/02/13 22:17	1
Chromium	4.8	I	10	0.66	ug/L		07/02/13 08:30	07/02/13 22:17	1
Copper	2.1	I	15	1.4	ug/L		07/02/13 08:30	07/02/13 22:17	1
Nickel	1.3	U	40	1.3	ug/L		07/02/13 08:30	07/02/13 22:17	1
Lead	2.8	I	9.0	2.6	ug/L		07/02/13 08:30	07/02/13 22:17	1
Selenium	4.9	U	15	4.9	ug/L		07/02/13 08:30	07/02/13 22:17	1
Iron	530		100	22	ug/L		07/02/13 08:30	07/03/13 22:16	1
Vanadium	2.6	I	10	1.1	ug/L		07/02/13 08:30	07/02/13 22:17	1
Zinc	8.3	I	20	4.5	ug/L		07/02/13 08:30	07/02/13 22:17	1
Silver	0.93	U	10	0.93	ug/L		07/02/13 08:30	07/02/13 22:17	1
Manganese	5.3	I	10	0.25	ug/L		07/02/13 08:30	07/02/13 22:17	1
Sodium	2.0		1.0	0.092	mg/L		07/02/13 08:30	07/03/13 22:16	1

Client Sample ID: MW-FL2R — **Lab Sample ID: 280-43853-6**
Date Collected: 06/27/13 09:41 — **Matrix: Water**
Date Received: 06/28/13 10:00

Analyte	Result	Qualifier	RL	MDL	Unit	D	Prepared	Analyzed	Dil Fac
Aluminum	1100		100	18	ug/L		07/02/13 08:30	07/03/13 22:18	1
Barium	19	V	10	0.58	ug/L		07/02/13 08:30	07/02/13 22:20	1
Cadmium	0.45	U	5.0	0.45	ug/L		07/02/13 08:30	07/02/13 22:20	1
Cobalt	1.2	U	10	1.2	ug/L		07/02/13 08:30	07/02/13 22:20	1
Chromium	12		10	0.66	ug/L		07/02/13 08:30	07/02/13 22:20	1
Copper	2.0	I	15	1.4	ug/L		07/02/13 08:30	07/02/13 22:20	1
Nickel	1.3	U	40	1.3	ug/L		07/02/13 08:30	07/02/13 22:20	1
Lead	2.6	U	9.0	2.6	ug/L		07/02/13 08:30	07/02/13 22:20	1
Selenium	4.9	U	15	4.9	ug/L		07/02/13 08:30	07/02/13 22:20	1
Iron	100		100	22	ug/L		07/02/13 08:30	07/03/13 22:18	1
Vanadium	14		10	1.1	ug/L		07/02/13 08:30	07/02/13 22:20	1
Zinc	4.5	U	20	4.5	ug/L		07/02/13 08:30	07/02/13 22:20	1
Silver	0.93	U	10	0.93	ug/L		07/02/13 08:30	07/02/13 22:20	1
Manganese	1.1	I V	10	0.25	ug/L		07/02/13 08:30	07/02/13 22:20	1
Sodium	1.8		1.0	0.092	mg/L		07/02/13 08:30	07/03/13 22:18	1

Client Sample ID: MW-FL3 — **Lab Sample ID: 280-43853-7**
Date Collected: 06/27/13 08:49 — **Matrix: Water**
Date Received: 06/28/13 10:00

Analyte	Result	Qualifier	RL	MDL	Unit	D	Prepared	Analyzed	Dil Fac
Aluminum	150		100	18	ug/L		07/02/13 08:30	07/03/13 22:21	1
Barium	30	V	10	0.58	ug/L		07/02/13 08:30	07/02/13 22:22	1
Cadmium	0.45	U	5.0	0.45	ug/L		07/02/13 08:30	07/02/13 22:22	1
Cobalt	1.2	U	10	1.2	ug/L		07/02/13 08:30	07/02/13 22:22	1
Chromium	1.1	I	10	0.66	ug/L		07/02/13 08:30	07/02/13 22:22	1
Copper	1.4	U	15	1.4	ug/L		07/02/13 08:30	07/02/13 22:22	1
Nickel	1.3	U	40	1.3	ug/L		07/02/13 08:30	07/02/13 22:22	1
Lead	2.6	U	9.0	2.6	ug/L		07/02/13 08:30	07/02/13 22:22	1
Selenium	4.9	U	15	4.9	ug/L		07/02/13 08:30	07/02/13 22:22	1
Iron	150		100	22	ug/L		07/02/13 08:30	07/03/13 22:21	1

Method: 6010B - Metals (ICP) - Total Recoverable (Continued)

Client Sample ID: MW-FL3 — **Lab Sample ID: 280-43853-7**
Date Collected: 06/27/13 08:49 — **Matrix: Water**
Date Received: 06/28/13 10:00

Analyte	Result	Qualifier	RL	MDL	Unit	D	Prepared	Analyzed	Dil Fac
Vanadium	1.2	I	10	1.1	ug/L		07/02/13 08:30	07/02/13 22:22	1
Zinc	4.5	U	20	4.5	ug/L		07/02/13 08:30	07/02/13 22:22	1
Silver	0.93	U	10	0.93	ug/L		07/02/13 08:30	07/02/13 22:22	1
Manganese	27		10	0.25	ug/L		07/02/13 08:30	07/02/13 22:22	1
Sodium	5.1		1.0	0.092	mg/L		07/02/13 08:30	07/03/13 22:21	1

Client Sample ID: MW-1B — **Lab Sample ID: 280-43853-8**
Date Collected: 06/27/13 07:35 — **Matrix: Water**
Date Received: 06/28/13 10:00

Analyte	Result	Qualifier	RL	MDL	Unit	D	Prepared	Analyzed	Dil Fac
Aluminum	18	U	100	18	ug/L		07/02/13 08:30	07/03/13 22:23	1
Barium	10	V	10	0.58	ug/L		07/02/13 08:30	07/02/13 22:24	1
Cadmium	0.45	U	5.0	0.45	ug/L		07/02/13 08:30	07/02/13 22:24	1
Cobalt	1.2	U	10	1.2	ug/L		07/02/13 08:30	07/02/13 22:24	1
Chromium	0.66	U	10	0.66	ug/L		07/02/13 08:30	07/02/13 22:24	1
Copper	1.5	I	15	1.4	ug/L		07/02/13 08:30	07/02/13 22:24	1
Nickel	1.3	U	40	1.3	ug/L		07/02/13 08:30	07/02/13 22:24	1
Lead	2.6	U	9.0	2.6	ug/L		07/02/13 08:30	07/02/13 22:24	1
Selenium	4.9	U	15	4.9	ug/L		07/02/13 08:30	07/02/13 22:24	1
Iron	22	U	100	22	ug/L		07/02/13 08:30	07/03/13 22:23	1
Vanadium	1.1	U	10	1.1	ug/L		07/02/13 08:30	07/02/13 22:24	1
Zinc	8.6	I	20	4.5	ug/L		07/02/13 08:30	07/02/13 22:24	1
Silver	0.93	U	10	0.93	ug/L		07/02/13 08:30	07/02/13 22:24	1
Manganese	0.80	I V	10	0.25	ug/L		07/02/13 08:30	07/02/13 22:24	1
Sodium	4.8		1.0	0.092	mg/L		07/02/13 08:30	07/03/13 22:23	1

Client Sample ID: MW-1A — **Lab Sample ID: 280-43853-9**
Date Collected: 06/27/13 08:07 — **Matrix: Water**
Date Received: 06/28/13 10:00

Analyte	Result	Qualifier	RL	MDL	Unit	D	Prepared	Analyzed	Dil Fac
Aluminum	150		100	18	ug/L		07/02/13 08:30	07/03/13 22:25	1
Barium	23	V	10	0.58	ug/L		07/02/13 08:30	07/02/13 22:27	1
Cadmium	0.45	U	5.0	0.45	ug/L		07/02/13 08:30	07/02/13 22:27	1
Cobalt	1.2	I	10	1.2	ug/L		07/02/13 08:30	07/02/13 22:27	1
Chromium	1.5	I	10	0.66	ug/L		07/02/13 08:30	07/02/13 22:27	1
Copper	3.3	I	15	1.4	ug/L		07/02/13 08:30	07/02/13 22:27	1
Nickel	4.6	I	40	1.3	ug/L		07/02/13 08:30	07/02/13 22:27	1
Lead	2.6	U	9.0	2.6	ug/L		07/02/13 08:30	07/02/13 22:27	1
Selenium	4.9	U	15	4.9	ug/L		07/02/13 08:30	07/02/13 22:27	1
Iron	98	I	100	22	ug/L		07/02/13 08:30	07/03/13 22:25	1
Vanadium	1.6	I	10	1.1	ug/L		07/02/13 08:30	07/02/13 22:27	1
Zinc	4.5	U	20	4.5	ug/L		07/02/13 08:30	07/02/13 22:27	1
Silver	0.93	U	10	0.93	ug/L		07/02/13 08:30	07/02/13 22:27	1
Manganese	1.5	I V	10	0.25	ug/L		07/02/13 08:30	07/02/13 22:27	1
Sodium	7.0		1.0	0.092	mg/L		07/02/13 08:30	07/03/13 22:25	1

Method: 6010B - Metals (ICP) - Total Recoverable

Client Sample ID: Equipment Blank — **Lab Sample ID: 280-43853-10**
Date Collected: 06/27/13 10:00 — **Matrix: Water**
Date Received: 06/28/13 10:00

Analyte	Result	Qualifier	RL	MDL	Unit	D	Prepared	Analyzed	Dil Fac
Aluminum	18	U	100	18	ug/L		07/02/13 08:30	07/03/13 22:14	1
Barium	**3.6**	**I V**	10	0.58	ug/L		07/02/13 08:30	07/02/13 22:29	1
Cadmium	0.45	U	5.0	0.45	ug/L		07/02/13 08:30	07/02/13 22:29	1
Cobalt	1.2	U	10	1.2	ug/L		07/02/13 08:30	07/02/13 22:29	1
Chromium	0.66	U	10	0.66	ug/L		07/02/13 08:30	07/02/13 22:29	1
Copper	1.4	U	15	1.4	ug/L		07/02/13 08:30	07/02/13 22:29	1
Nickel	1.3	U	40	1.3	ug/L		07/02/13 08:30	07/02/13 22:29	1
Lead	2.6	U	9.0	2.6	ug/L		07/02/13 08:30	07/02/13 22:29	1
Selenium	4.9	U	15	4.9	ug/L		07/02/13 08:30	07/02/13 22:29	1
Iron	22	U	100	22	ug/L		07/02/13 08:30	07/03/13 22:14	1
Vanadium	1.1	U	10	1.1	ug/L		07/02/13 08:30	07/02/13 22:29	1
Zinc	**5.6**	**I**	20	4.5	ug/L		07/02/13 08:30	07/02/13 22:29	1
Silver	0.93	U	10	0.93	ug/L		07/02/13 08:30	07/02/13 22:29	1
Manganese	0.25	U	10	0.25	ug/L		07/02/13 08:30	07/02/13 22:29	1
Sodium	**0.19**	**I**	1.0	0.092	mg/L		07/02/13 08:30	07/03/13 22:14	1

Method: 6020 - Metals (ICP/MS) - Total Recoverable

Client Sample ID: MW-5B — **Lab Sample ID: 280-43807-1**
Date Collected: 06/26/13 15:32 — **Matrix: Water**
Date Received: 06/27/13 09:30

Analyte	Result	Qualifier	RL	MDL	Unit	D	Prepared	Analyzed	Dil Fac
Antimony	0.40	U	2.0	0.40	ug/L		07/01/13 08:00	07/03/13 04:14	1
Arsenic	**8.3**		5.0	0.33	ug/L		07/01/13 08:00	07/03/13 04:14	1
Beryllium	0.080	U	1.0	0.080	ug/L		07/01/13 08:00	07/03/13 04:14	1
Thallium	0.050	U	1.0	0.050	ug/L		07/01/13 08:00	07/03/13 04:14	1

Client Sample ID: MW-6AR — **Lab Sample ID: 280-43807-2**
Date Collected: 06/26/13 14:32 — **Matrix: Water**
Date Received: 06/27/13 09:30

Analyte	Result	Qualifier	RL	MDL	Unit	D	Prepared	Analyzed	Dil Fac
Antimony	0.40	U	2.0	0.40	ug/L		07/01/13 08:00	07/03/13 04:17	1
Arsenic	**0.38**	**I**	5.0	0.33	ug/L		07/01/13 08:00	07/03/13 04:17	1
Beryllium	**0.17**	**I**	1.0	0.080	ug/L		07/01/13 08:00	07/03/13 04:17	1
Thallium	**0.075**	**I**	1.0	0.050	ug/L		07/01/13 08:00	07/03/13 04:17	1

Client Sample ID: MW-3A — **Lab Sample ID: 280-43807-3**
Date Collected: 06/26/13 13:46 — **Matrix: Water**
Date Received: 06/27/13 09:30

Analyte	Result	Qualifier	RL	MDL	Unit	D	Prepared	Analyzed	Dil Fac
Antimony	0.40	U	2.0	0.40	ug/L		07/01/13 08:00	07/03/13 04:20	1
Arsenic	0.33	U	5.0	0.33	ug/L		07/01/13 08:00	07/03/13 04:20	1
Beryllium	**0.10**	**I**	1.0	0.080	ug/L		07/01/13 08:00	07/03/13 04:20	1
Thallium	**0.053**	**I**	1.0	0.050	ug/L		07/01/13 08:00	07/03/13 04:20	1

Client Sample ID: MW-4B — **Lab Sample ID: 280-43807-4**
Date Collected: 06/26/13 13:03 — **Matrix: Water**
Date Received: 06/27/13 09:30

Analyte	Result	Qualifier	RL	MDL	Unit	D	Prepared	Analyzed	Dil Fac
Antimony	0.40	U	2.0	0.40	ug/L		07/01/13 08:00	07/03/13 04:23	1

Method: 6020 - Metals (ICP/MS) - Total Recoverable (Continued)

Client Sample ID: MW-4B — **Lab Sample ID: 280-43807-4**
Date Collected: 06/26/13 13:03 — **Matrix: Water**
Date Received: 06/27/13 09:30

Analyte	Result	Qualifier	RL	MDL	Unit	D	Prepared	Analyzed	Dil Fac
Arsenic	0.33	U	5.0	0.33	ug/L		07/01/13 08:00	07/03/13 04:23	1
Beryllium	0.080	U	1.0	0.080	ug/L		07/01/13 08:00	07/03/13 04:23	1
Thallium	0.050	U	1.0	0.050	ug/L		07/01/13 08:00	07/03/13 04:23	1

Client Sample ID: MW-6BR — **Lab Sample ID: 280-43807-5**
Date Collected: 06/26/13 10:22 — **Matrix: Water**
Date Received: 06/27/13 09:30

Analyte	Result	Qualifier	RL	MDL	Unit	D	Prepared	Analyzed	Dil Fac
Antimony	0.40	U	2.0	0.40	ug/L		07/01/13 08:00	07/03/13 04:26	1
Arsenic	**1.1**	**I**	5.0	0.33	ug/L		07/01/13 08:00	07/03/13 04:26	1
Beryllium	0.080	U	1.0	0.080	ug/L		07/01/13 08:00	07/03/13 04:26	1
Thallium	**0.17**	**I**	1.0	0.050	ug/L		07/01/13 08:00	07/03/13 04:26	1

Client Sample ID: MW-3B — **Lab Sample ID: 280-43807-6**
Date Collected: 06/26/13 11:37 — **Matrix: Water**
Date Received: 06/27/13 09:30

Analyte	Result	Qualifier	RL	MDL	Unit	D	Prepared	Analyzed	Dil Fac
Antimony	0.40	U	2.0	0.40	ug/L		07/01/13 08:00	07/03/13 04:35	1
Arsenic	**0.33**	**I**	5.0	0.33	ug/L		07/01/13 08:00	07/03/13 04:35	1
Beryllium	0.080	U	1.0	0.080	ug/L		07/01/13 08:00	07/03/13 04:35	1
Thallium	**0.10**	**I**	1.0	0.050	ug/L		07/01/13 08:00	07/03/13 04:35	1

Client Sample ID: MW-5A — **Lab Sample ID: 280-43807-7**
Date Collected: 06/26/13 15:33 — **Matrix: Water**
Date Received: 06/27/13 09:30

Analyte	Result	Qualifier	RL	MDL	Unit	D	Prepared	Analyzed	Dil Fac
Antimony	0.40	U	2.0	0.40	ug/L		07/01/13 08:00	07/03/13 04:38	1
Arsenic	0.33	U	5.0	0.33	ug/L		07/01/13 08:00	07/03/13 04:38	1
Beryllium	0.080	U	1.0	0.080	ug/L		07/01/13 08:00	07/03/13 04:38	1
Thallium	0.050	U	1.0	0.050	ug/L		07/01/13 08:00	07/03/13 04:38	1

Client Sample ID: MW-4A — **Lab Sample ID: 280-43807-9**
Date Collected: 06/26/13 14:08 — **Matrix: Water**
Date Received: 06/27/13 09:30

Analyte	Result	Qualifier	RL	MDL	Unit	D	Prepared	Analyzed	Dil Fac
Antimony	0.40	U	2.0	0.40	ug/L		07/01/13 08:00	07/03/13 04:42	1
Arsenic	0.33	U	5.0	0.33	ug/L		07/01/13 08:00	07/03/13 04:42	1
Beryllium	**0.11**	**I**	1.0	0.080	ug/L		07/01/13 08:00	07/03/13 04:42	1
Thallium	0.050	U	1.0	0.050	ug/L		07/01/13 08:00	07/03/13 04:42	1

Client Sample ID: MW-FL1 — **Lab Sample ID: 280-43807-10**
Date Collected: 06/26/13 14:01 — **Matrix: Water**
Date Received: 06/27/13 09:30

Analyte	Result	Qualifier	RL	MDL	Unit	D	Prepared	Analyzed	Dil Fac
Antimony	0.40	U	2.0	0.40	ug/L		07/01/13 08:00	07/03/13 04:45	1
Arsenic	**0.44**	**I**	5.0	0.33	ug/L		07/01/13 08:00	07/03/13 04:45	1
Beryllium	0.080	U	1.0	0.080	ug/L		07/01/13 08:00	07/03/13 04:45	1
Thallium	**0.15**	**I**	1.0	0.050	ug/L		07/01/13 08:00	07/03/13 04:45	1

Method: 6020 - Metals (ICP/MS) - Total Recoverable

Client Sample ID: MW-8R — **Lab Sample ID: 280-43853-1**
Date Collected: 06/27/13 10:01 — **Matrix: Water**
Date Received: 06/28/13 10:00

Analyte	Result	Qualifier	RL	MDL	Unit	D	Prepared	Analyzed	Dil Fac
Antimony	**0.79**	**I**	2.0	0.40	ug/L		07/02/13 08:30	07/03/13 05:13	1
Arsenic	**1.1**	**I**	5.0	0.33	ug/L		07/02/13 08:30	07/03/13 05:13	1
Beryllium	0.080	U	1.0	0.080	ug/L		07/02/13 08:30	07/03/13 05:13	1
Thallium	**0.093**	**I**	1.0	0.050	ug/L		07/02/13 08:30	07/03/13 05:13	1

Client Sample ID: MW-7A — **Lab Sample ID: 280-43853-2**
Date Collected: 06/27/13 07:55 — **Matrix: Water**
Date Received: 06/28/13 10:00

Analyte	Result	Qualifier	RL	MDL	Unit	D	Prepared	Analyzed	Dil Fac
Antimony	0.40	U	2.0	0.40	ug/L		07/02/13 08:30	07/03/13 05:16	1
Arsenic	0.33	U	5.0	0.33	ug/L		07/02/13 08:30	07/03/13 05:16	1
Beryllium	0.080	U	1.0	0.080	ug/L		07/02/13 08:30	07/03/13 05:16	1
Thallium	**0.078**	**I**	1.0	0.050	ug/L		07/02/13 08:30	07/03/13 05:16	1

Client Sample ID: MW-7B — **Lab Sample ID: 280-43853-3**
Date Collected: 06/27/13 07:13 — **Matrix: Water**
Date Received: 06/28/13 10:00

Analyte	Result	Qualifier	RL	MDL	Unit	D	Prepared	Analyzed	Dil Fac
Antimony	0.40	U	2.0	0.40	ug/L		07/02/13 08:30	07/03/13 05:31	1
Arsenic	**0.68**	**I**	5.0	0.33	ug/L		07/02/13 08:30	07/03/13 05:31	1
Beryllium	0.080	U	1.0	0.080	ug/L		07/02/13 08:30	07/03/13 05:31	1
Thallium	0.050	U	1.0	0.050	ug/L		07/02/13 08:30	07/03/13 05:31	1

Client Sample ID: MW-2B — **Lab Sample ID: 280-43853-4**
Date Collected: 06/27/13 08:42 — **Matrix: Water**
Date Received: 06/28/13 10:00

Analyte	Result	Qualifier	RL	MDL	Unit	D	Prepared	Analyzed	Dil Fac
Antimony	0.40	U	2.0	0.40	ug/L		07/02/13 08:30	07/03/13 05:40	1
Arsenic	**0.37**	**I**	5.0	0.33	ug/L		07/02/13 08:30	07/03/13 05:40	1
Beryllium	0.080	U	1.0	0.080	ug/L		07/02/13 08:30	07/03/13 05:40	1
Thallium	0.050	U	1.0	0.050	ug/L		07/02/13 08:30	07/03/13 05:40	1

Client Sample ID: MW-2AR — **Lab Sample ID: 280-43853-5**
Date Collected: 06/27/13 09:25 — **Matrix: Water**
Date Received: 06/28/13 10:00

Analyte	Result	Qualifier	RL	MDL	Unit	D	Prepared	Analyzed	Dil Fac
Antimony	0.40	U	2.0	0.40	ug/L		07/02/13 08:30	07/03/13 05:43	1
Arsenic	**0.33**	**I**	5.0	0.33	ug/L		07/02/13 08:30	07/03/13 05:43	1
Beryllium	**0.091**	**I**	1.0	0.080	ug/L		07/02/13 08:30	07/03/13 05:43	1
Thallium	0.050	U	1.0	0.050	ug/L		07/02/13 08:30	07/03/13 05:43	1

Client Sample ID: MW-FL2R — **Lab Sample ID: 280-43853-6**
Date Collected: 06/27/13 09:41 — **Matrix: Water**
Date Received: 06/28/13 10:00

Analyte	Result	Qualifier	RL	MDL	Unit	D	Prepared	Analyzed	Dil Fac
Antimony	**0.79**	**I**	2.0	0.40	ug/L		07/02/13 08:30	07/03/13 05:47	1
Arsenic	**1.1**	**I**	5.0	0.33	ug/L		07/02/13 08:30	07/03/13 05:47	1
Beryllium	0.080	U	1.0	0.080	ug/L		07/02/13 08:30	07/03/13 05:47	1
Thallium	0.050	U	1.0	0.050	ug/L		07/02/13 08:30	07/03/13 05:47	1

Method: 6020 - Metals (ICP/MS) - Total Recoverable

Client Sample ID: MW-FL3 — **Lab Sample ID: 280-43853-7**
Date Collected: 06/27/13 08:49 — **Matrix: Water**
Date Received: 06/28/13 10:00

Analyte	Result	Qualifier	RL	MDL	Unit	D	Prepared	Analyzed	Dil Fac
Antimony	0.40	U	2.0	0.40	ug/L		07/02/13 08:30	07/03/13 05:50	1
Arsenic	**0.65**	**I**	5.0	0.33	ug/L		07/02/13 08:30	07/03/13 05:50	1
Beryllium	0.080	U	1.0	0.080	ug/L		07/02/13 08:30	07/03/13 05:50	1
Thallium	**0.054**	**I**	1.0	0.050	ug/L		07/02/13 08:30	07/03/13 05:50	1

Client Sample ID: MW-1B — **Lab Sample ID: 280-43853-8**
Date Collected: 06/27/13 07:35 — **Matrix: Water**
Date Received: 06/28/13 10:00

Analyte	Result	Qualifier	RL	MDL	Unit	D	Prepared	Analyzed	Dil Fac
Antimony	0.40	U	2.0	0.40	ug/L		07/02/13 08:30	07/03/13 05:53	1
Arsenic	**2.7**	**I**	5.0	0.33	ug/L		07/02/13 08:30	07/03/13 05:53	1
Beryllium	0.080	U	1.0	0.080	ug/L		07/02/13 08:30	07/03/13 05:53	1
Thallium	0.050	U	1.0	0.050	ug/L		07/02/13 08:30	07/03/13 05:53	1

Client Sample ID: MW-1A — **Lab Sample ID: 280-43853-9**
Date Collected: 06/27/13 08:07 — **Matrix: Water**
Date Received: 06/28/13 10:00

Analyte	Result	Qualifier	RL	MDL	Unit	D	Prepared	Analyzed	Dil Fac
Antimony	0.40	U	2.0	0.40	ug/L		07/02/13 08:30	07/03/13 05:56	1
Arsenic	0.33	U	5.0	0.33	ug/L		07/02/13 08:30	07/03/13 05:56	1
Beryllium	0.080	U	1.0	0.080	ug/L		07/02/13 08:30	07/03/13 05:56	1
Thallium	0.050	U	1.0	0.050	ug/L		07/02/13 08:30	07/03/13 05:56	1

Client Sample ID: Equipment Blank — **Lab Sample ID: 280-43853-10**
Date Collected: 06/27/13 10:00 — **Matrix: Water**
Date Received: 06/28/13 10:00

Analyte	Result	Qualifier	RL	MDL	Unit	D	Prepared	Analyzed	Dil Fac
Antimony	0.40	U	2.0	0.40	ug/L		07/02/13 08:30	07/03/13 05:59	1
Arsenic	0.33	U	5.0	0.33	ug/L		07/02/13 08:30	07/03/13 05:59	1
Beryllium	0.080	U	1.0	0.080	ug/L		07/02/13 08:30	07/03/13 05:59	1
Thallium	0.050	U	1.0	0.050	ug/L		07/02/13 08:30	07/03/13 05:59	1

Method: 7470A - Mercury (CVAA)

Client Sample ID: MW-5B — **Lab Sample ID: 280-43807-1**
Date Collected: 06/26/13 15:32 — **Matrix: Water**
Date Received: 06/27/13 09:30

Analyte	Result	Qualifier	RL	MDL	Unit	D	Prepared	Analyzed	Dil Fac
Mercury	0.027	U	0.20	0.027	ug/L		06/28/13 12:00	06/28/13 17:31	1

Client Sample ID: MW-6AR — **Lab Sample ID: 280-43807-2**
Date Collected: 06/26/13 14:32 — **Matrix: Water**
Date Received: 06/27/13 09:30

Analyte	Result	Qualifier	RL	MDL	Unit	D	Prepared	Analyzed	Dil Fac
Mercury	**0.16**	**I**	0.20	0.027	ug/L		06/28/13 12:00	06/28/13 17:33	1

Client Sample ID: MW-3A — **Lab Sample ID: 280-43807-3**
Date Collected: 06/26/13 13:46 — **Matrix: Water**
Date Received: 06/27/13 09:30

Analyte	Result	Qualifier	RL	MDL	Unit	D	Prepared	Analyzed	Dil Fac
Mercury	0.027	U	0.20	0.027	ug/L		06/28/13 12:00	06/28/13 17:35	1

Method: 7470A - Mercury (CVAA)

Client Sample ID: MW-4B — **Lab Sample ID: 280-43807-4**
Date Collected: 06/26/13 13:03 — **Matrix: Water**
Date Received: 06/27/13 09:30

Analyte	Result	Qualifier	RL	MDL	Unit	D	Prepared	Analyzed	Dil Fac
Mercury	0.027	U	0.20	0.027	ug/L		06/28/13 12:00	06/28/13 17:42	1

Client Sample ID: MW-6BR — **Lab Sample ID: 280-43807-5**
Date Collected: 06/26/13 10:22 — **Matrix: Water**
Date Received: 06/27/13 09:30

Analyte	Result	Qualifier	RL	MDL	Unit	D	Prepared	Analyzed	Dil Fac
Mercury	0.027	U	0.20	0.027	ug/L		06/28/13 12:00	06/28/13 17:44	1

Client Sample ID: MW-3B — **Lab Sample ID: 280-43807-6**
Date Collected: 06/26/13 11:37 — **Matrix: Water**
Date Received: 06/27/13 09:30

Analyte	Result	Qualifier	RL	MDL	Unit	D	Prepared	Analyzed	Dil Fac
Mercury	0.027	U	0.20	0.027	ug/L		06/28/13 12:00	06/28/13 17:47	1

Client Sample ID: MW-5A — **Lab Sample ID: 280-43807-7**
Date Collected: 06/26/13 15:33 — **Matrix: Water**
Date Received: 06/27/13 09:30

Analyte	Result	Qualifier	RL	MDL	Unit	D	Prepared	Analyzed	Dil Fac
Mercury	0.027	U	0.20	0.027	ug/L		06/28/13 12:00	06/28/13 17:49	1

Client Sample ID: MW-4A — **Lab Sample ID: 280-43807-9**
Date Collected: 06/26/13 14:08 — **Matrix: Water**
Date Received: 06/27/13 09:30

Analyte	Result	Qualifier	RL	MDL	Unit	D	Prepared	Analyzed	Dil Fac
Mercury	0.027	U	0.20	0.027	ug/L		06/28/13 12:00	06/28/13 17:51	1

Client Sample ID: MW-FL1 — **Lab Sample ID: 280-43807-10**
Date Collected: 06/26/13 14:01 — **Matrix: Water**
Date Received: 06/27/13 09:30

Analyte	Result	Qualifier	RL	MDL	Unit	D	Prepared	Analyzed	Dil Fac
Mercury	0.027	U	0.20	0.027	ug/L		06/28/13 12:00	06/28/13 17:54	1

Client Sample ID: MW-8R — **Lab Sample ID: 280-43853-1**
Date Collected: 06/27/13 10:01 — **Matrix: Water**
Date Received: 06/28/13 10:00

Analyte	Result	Qualifier	RL	MDL	Unit	D	Prepared	Analyzed	Dil Fac
Mercury	0.027	U	0.20	0.027	ug/L		07/01/13 13:20	07/01/13 18:43	1

Client Sample ID: MW-7A — **Lab Sample ID: 280-43853-2**
Date Collected: 06/27/13 07:55 — **Matrix: Water**
Date Received: 06/28/13 10:00

Analyte	Result	Qualifier	RL	MDL	Unit	D	Prepared	Analyzed	Dil Fac
Mercury	0.027	U	0.20	0.027	ug/L		07/01/13 13:20	07/01/13 18:45	1

Client Sample ID: MW-7B — **Lab Sample ID: 280-43853-3**
Date Collected: 06/27/13 07:13 — **Matrix: Water**
Date Received: 06/28/13 10:00

Analyte	Result	Qualifier	RL	MDL	Unit	D	Prepared	Analyzed	Dil Fac
Mercury	0.027	U	0.20	0.027	ug/L		07/01/13 13:20	07/01/13 18:47	1

Method: 7470A - Mercury (CVAA)

Client Sample ID: MW-2B — **Lab Sample ID: 280-43853-4**
Date Collected: 06/27/13 08:42 — **Matrix: Water**
Date Received: 06/28/13 10:00

Analyte	Result	Qualifier	RL	MDL	Unit	D	Prepared	Analyzed	Dil Fac
Mercury	0.027	U	0.20	0.027	ug/L		07/01/13 13:20	07/01/13 18:50	1

Client Sample ID: MW-2AR — **Lab Sample ID: 280-43853-5**
Date Collected: 06/27/13 09:25 — **Matrix: Water**
Date Received: 06/28/13 10:00

Analyte	Result	Qualifier	RL	MDL	Unit	D	Prepared	Analyzed	Dil Fac
Mercury	0.027	U	0.20	0.027	ug/L		07/01/13 13:20	07/01/13 18:52	1

Client Sample ID: MW-FL2R — **Lab Sample ID: 280-43853-6**
Date Collected: 06/27/13 09:41 — **Matrix: Water**
Date Received: 06/28/13 10:00

Analyte	Result	Qualifier	RL	MDL	Unit	D	Prepared	Analyzed	Dil Fac
Mercury	0.027	U	0.20	0.027	ug/L		07/01/13 13:20	07/01/13 18:54	1

Client Sample ID: MW-FL3 — **Lab Sample ID: 280-43853-7**
Date Collected: 06/27/13 08:49 — **Matrix: Water**
Date Received: 06/28/13 10:00

Analyte	Result	Qualifier	RL	MDL	Unit	D	Prepared	Analyzed	Dil Fac
Mercury	0.027	U	0.20	0.027	ug/L		07/01/13 13:20	07/01/13 18:57	1

Client Sample ID: MW-1B — **Lab Sample ID: 280-43853-8**
Date Collected: 06/27/13 07:35 — **Matrix: Water**
Date Received: 06/28/13 10:00

Analyte	Result	Qualifier	RL	MDL	Unit	D	Prepared	Analyzed	Dil Fac
Mercury	0.027	U	0.20	0.027	ug/L		07/01/13 13:20	07/01/13 18:59	1

Client Sample ID: MW-1A — **Lab Sample ID: 280-43853-9**
Date Collected: 06/27/13 08:07 — **Matrix: Water**
Date Received: 06/28/13 10:00

Analyte	Result	Qualifier	RL	MDL	Unit	D	Prepared	Analyzed	Dil Fac
Mercury	0.027	U	0.20	0.027	ug/L		07/01/13 13:20	07/01/13 19:06	1

Client Sample ID: Equipment Blank — **Lab Sample ID: 280-43853-10**
Date Collected: 06/27/13 10:00 — **Matrix: Water**
Date Received: 06/28/13 10:00

Analyte	Result	Qualifier	RL	MDL	Unit	D	Prepared	Analyzed	Dil Fac
Mercury	0.027	U	0.20	0.027	ug/L		07/01/13 13:20	07/01/13 19:08	1

General Chemistry

Client Sample ID: MW-5B — **Lab Sample ID: 280-43807-1**
Date Collected: 06/26/13 15:32 — **Matrix: Water**
Date Received: 06/27/13 09:30

Analyte	Result	Qualifier	RL	MDL	Unit	D	Prepared	Analyzed	Dil Fac
Chloride	**7.5**		3.0	0.25	mg/L			06/27/13 15:46	1
Nitrate as N	**0.54**		0.50	0.042	mg/L			06/27/13 15:46	1
Ammonia as N	0.022	U	0.10	0.022	mg/L			07/10/13 11:19	1
Total Dissolved Solids	**110**		10	4.7	mg/L			07/02/13 08:49	1

Analyte	Result	Qualifier	RL	RL	Unit	D	Prepared	Analyzed	Dil Fac
Color	5.0	U	5.0	5.0	PCU			06/27/13 14:14	1

General Chemistry

Client Sample ID: MW-6AR — **Lab Sample ID: 280-43807-2**
Date Collected: 06/26/13 14:32 — **Matrix: Water**
Date Received: 06/27/13 09:30

Analyte	Result	Qualifier	RL	MDL	Unit	D	Prepared	Analyzed	Dil Fac
Chloride	22		3.0	0.25	mg/L			06/27/13 16:02	1
Nitrate as N	12		2.5	0.21	mg/L			06/27/13 19:29	5
Ammonia as N	0.022	U	0.10	0.022	mg/L			07/10/13 11:26	1
Total Dissolved Solids	150		10	4.7	mg/L			07/02/13 08:49	1

Analyte	Result	Qualifier	RL	RL	Unit	D	Prepared	Analyzed	Dil Fac
Color	5.0	U	5.0	5.0	PCU			06/27/13 14:14	1

Client Sample ID: MW-3A — **Lab Sample ID: 280-43807-3**
Date Collected: 06/26/13 13:46 — **Matrix: Water**
Date Received: 06/27/13 09:30

Analyte	Result	Qualifier	RL	MDL	Unit	D	Prepared	Analyzed	Dil Fac
Chloride	3.7		3.0	0.25	mg/L			06/27/13 16:18	1
Nitrate as N	3.0		0.50	0.042	mg/L			06/27/13 16:18	1
Ammonia as N	0.022	U	0.10	0.022	mg/L			07/10/13 11:29	1
Total Dissolved Solids	49		10	4.7	mg/L			07/02/13 08:49	1

Analyte	Result	Qualifier	RL	RL	Unit	D	Prepared	Analyzed	Dil Fac
Color	5.0	U	5.0	5.0	PCU			06/27/13 14:14	1

Client Sample ID: MW-4B — **Lab Sample ID: 280-43807-4**
Date Collected: 06/26/13 13:03 — **Matrix: Water**
Date Received: 06/27/13 09:30

Analyte	Result	Qualifier	RL	MDL	Unit	D	Prepared	Analyzed	Dil Fac
Chloride	2.4	I	3.0	0.25	mg/L			06/27/13 16:34	1
Nitrate as N	1.5		0.50	0.042	mg/L			06/27/13 16:34	1
Ammonia as N	0.022	U	0.10	0.022	mg/L			07/10/13 11:31	1
Total Dissolved Solids	16		10	4.7	mg/L			07/02/13 08:49	1

Analyte	Result	Qualifier	RL	RL	Unit	D	Prepared	Analyzed	Dil Fac
Color	5.0	U	5.0	5.0	PCU			06/27/13 14:14	1

Client Sample ID: MW-6BR — **Lab Sample ID: 280-43807-5**
Date Collected: 06/26/13 10:22 — **Matrix: Water**
Date Received: 06/27/13 09:30

Analyte	Result	Qualifier	RL	MDL	Unit	D	Prepared	Analyzed	Dil Fac
Chloride	20		3.0	0.25	mg/L			06/27/13 17:21	1
Nitrate as N	4.0		0.50	0.042	mg/L			06/27/13 17:21	1
Ammonia as N	0.022	U	0.10	0.022	mg/L			07/10/13 11:47	1
Total Dissolved Solids	140		10	4.7	mg/L			07/02/13 08:49	1

Analyte	Result	Qualifier	RL	RL	Unit	D	Prepared	Analyzed	Dil Fac
Color	5.0	U	5.0	5.0	PCU			06/27/13 14:14	1

Client Sample ID: MW-3B — **Lab Sample ID: 280-43807-6**
Date Collected: 06/26/13 11:37 — **Matrix: Water**
Date Received: 06/27/13 09:30

Analyte	Result	Qualifier	RL	MDL	Unit	D	Prepared	Analyzed	Dil Fac
Chloride	6.6		3.0	0.25	mg/L			06/27/13 17:37	1
Nitrate as N	1.7		0.50	0.042	mg/L			06/27/13 17:37	1
Ammonia as N	0.022	U	0.10	0.022	mg/L			07/10/13 11:50	1
Total Dissolved Solids	92		10	4.7	mg/L			07/02/13 08:49	1

General Chemistry (Continued)

Analyte	Result	Qualifier	RL	RL	Unit	D	Prepared	Analyzed	Dil Fac
Color	5.0	U	5.0	5.0	PCU			06/27/13 14:14	1

Client Sample ID: MW-5A — **Lab Sample ID: 280-43807-7**
Date Collected: 06/26/13 15:33 — **Matrix: Water**
Date Received: 06/27/13 09:30

Analyte	Result	Qualifier	RL	MDL	Unit	D	Prepared	Analyzed	Dil Fac
Chloride	2.7	I	3.0	0.25	mg/L			06/27/13 17:53	1
Nitrate as N	2.7		0.50	0.042	mg/L			06/27/13 17:53	1
Ammonia as N	0.022	U	0.10	0.022	mg/L			07/10/13 11:52	1
Total Dissolved Solids	15		10	4.7	mg/L			07/02/13 08:49	1
Total Dissolved Solids	37	Q	10	4.7	mg/L			07/12/13 14:16	1

Analyte	Result	Qualifier	RL	RL	Unit	D	Prepared	Analyzed	Dil Fac
Color	5.0	U	5.0	5.0	PCU			06/27/13 14:14	1

Client Sample ID: MW-4A — **Lab Sample ID: 280-43807-9**
Date Collected: 06/26/13 14:08 — **Matrix: Water**
Date Received: 06/27/13 09:30

Analyte	Result	Qualifier	RL	MDL	Unit	D	Prepared	Analyzed	Dil Fac
Chloride	1.8	I	3.0	0.25	mg/L			06/27/13 18:57	1
Nitrate as N	1.2		0.50	0.042	mg/L			06/27/13 18:57	1
Ammonia as N	0.022	U	0.10	0.022	mg/L			07/10/13 11:54	1
Total Dissolved Solids	19		10	4.7	mg/L			07/02/13 08:49	1

Analyte	Result	Qualifier	RL	RL	Unit	D	Prepared	Analyzed	Dil Fac
Color	5.0	U	5.0	5.0	PCU			06/27/13 14:14	1

Client Sample ID: MW-FL1 — **Lab Sample ID: 280-43807-10**
Date Collected: 06/26/13 14:01 — **Matrix: Water**
Date Received: 06/27/13 09:30

Analyte	Result	Qualifier	RL	MDL	Unit	D	Prepared	Analyzed	Dil Fac
Chloride	19		3.0	0.25	mg/L			06/27/13 19:13	1
Nitrate as N	1.1		0.50	0.042	mg/L			06/27/13 19:13	1
Ammonia as N	0.022	U	0.10	0.022	mg/L			07/10/13 12:04	1
Total Dissolved Solids	180		10	4.7	mg/L			07/02/13 08:49	1

Analyte	Result	Qualifier	RL	RL	Unit	D	Prepared	Analyzed	Dil Fac
Color	5.0	U	5.0	5.0	PCU			06/27/13 14:14	1

Client Sample ID: MW-8R — **Lab Sample ID: 280-43853-1**
Date Collected: 06/27/13 10:01 — **Matrix: Water**
Date Received: 06/28/13 10:00

Analyte	Result	Qualifier	RL	MDL	Unit	D	Prepared	Analyzed	Dil Fac
Chloride	4.6		3.0	0.25	mg/L			06/28/13 13:08	1
Nitrate as N	1.3		0.50	0.042	mg/L			06/28/13 13:08	1
Ammonia as N	0.022	U	0.10	0.022	mg/L			07/10/13 12:25	1
Total Dissolved Solids	100		10	4.7	mg/L			07/03/13 13:15	1

Analyte	Result	Qualifier	RL	RL	Unit	D	Prepared	Analyzed	Dil Fac
Color	5.0	U	5.0	5.0	PCU			06/28/13 13:01	1

Client Sample ID: MW-7A — **Lab Sample ID: 280-43853-2**
Date Collected: 06/27/13 07:55 — **Matrix: Water**
Date Received: 06/28/13 10:00

Analyte	Result	Qualifier	RL	MDL	Unit	D	Prepared	Analyzed	Dil Fac
Chloride	11		3.0	0.25	mg/L			06/28/13 13:25	1
Nitrate as N	13		2.5	0.21	mg/L			06/28/13 14:00	5

General Chemistry (Continued)

Client Sample ID: MW-7A — **Lab Sample ID: 280-43853-2**
Date Collected: 06/27/13 07:55 — **Matrix: Water**
Date Received: 06/28/13 10:00

Analyte	Result	Qualifier	RL	MDL	Unit	D	Prepared	Analyzed	Dil Fac
Ammonia as N	0.029	I	0.10	0.022	mg/L			07/10/13 12:27	1
Total Dissolved Solids	240		10	4.7	mg/L			07/03/13 13:15	1

Analyte	Result	Qualifier	RL	RL	Unit	D	Prepared	Analyzed	Dil Fac
Color	5.0	U	5.0	5.0	PCU			06/28/13 13:01	1

Client Sample ID: MW-7B — **Lab Sample ID: 280-43853-3**
Date Collected: 06/27/13 07:13 — **Matrix: Water**
Date Received: 06/28/13 10:00

Analyte	Result	Qualifier	RL	MDL	Unit	D	Prepared	Analyzed	Dil Fac
Chloride	4.1		3.0	0.25	mg/L			06/28/13 15:07	1
Nitrate as N	0.042	U	0.50	0.042	mg/L			06/28/13 15:07	1
Ammonia as N	0.022	U	0.10	0.022	mg/L			07/10/13 12:29	1
Total Dissolved Solids	79		10	4.7	mg/L			07/03/13 13:15	1

Analyte	Result	Qualifier	RL	RL	Unit	D	Prepared	Analyzed	Dil Fac
Color	5.0	U	5.0	5.0	PCU			06/28/13 13:01	1

Client Sample ID: MW-2B — **Lab Sample ID: 280-43853-4**
Date Collected: 06/27/13 08:42 — **Matrix: Water**
Date Received: 06/28/13 10:00

Analyte	Result	Qualifier	RL	MDL	Unit	D	Prepared	Analyzed	Dil Fac
Chloride	6.6		3.0	0.25	mg/L			06/28/13 15:24	1
Nitrate as N	0.64		0.50	0.042	mg/L			06/28/13 15:24	1
Ammonia as N	0.030	I	0.10	0.022	mg/L			07/10/13 12:32	1
Total Dissolved Solids	79		10	4.7	mg/L			07/03/13 13:15	1

Analyte	Result	Qualifier	RL	RL	Unit	D	Prepared	Analyzed	Dil Fac
Color	5.0	U	5.0	5.0	PCU			06/28/13 13:01	1

Client Sample ID: MW-2AR — **Lab Sample ID: 280-43853-5**
Date Collected: 06/27/13 09:25 — **Matrix: Water**
Date Received: 06/28/13 10:00

Analyte	Result	Qualifier	RL	MDL	Unit	D	Prepared	Analyzed	Dil Fac
Chloride	2.4	I	3.0	0.25	mg/L			06/28/13 15:40	1
Nitrate as N	0.57		0.50	0.042	mg/L			06/28/13 15:40	1
Ammonia as N	0.062	I	0.10	0.022	mg/L			07/11/13 17:29	1
Total Dissolved Solids	22		10	4.7	mg/L			07/03/13 13:15	1

Analyte	Result	Qualifier	RL	RL	Unit	D	Prepared	Analyzed	Dil Fac
Color	5.0	U	5.0	5.0	PCU			06/28/13 13:01	1

Client Sample ID: MW-FL2R — **Lab Sample ID: 280-43853-6**
Date Collected: 06/27/13 09:41 — **Matrix: Water**
Date Received: 06/28/13 10:00

Analyte	Result	Qualifier	RL	MDL	Unit	D	Prepared	Analyzed	Dil Fac
Chloride	5.0		3.0	0.25	mg/L			06/28/13 15:57	1
Nitrate as N	0.35	I	0.50	0.042	mg/L			06/28/13 15:57	1
Ammonia as N	0.022	U	0.10	0.022	mg/L			07/10/13 12:36	1
Total Dissolved Solids	99		10	4.7	mg/L			07/03/13 13:15	1

Analyte	Result	Qualifier	RL	RL	Unit	D	Prepared	Analyzed	Dil Fac
Color	5.0	U	5.0	5.0	PCU			06/28/13 13:01	1

General Chemistry

Client Sample ID: MW-FL3 — **Lab Sample ID: 280-43853-7**
Date Collected: 06/27/13 08:49 — **Matrix: Water**
Date Received: 06/28/13 10:00

Analyte	Result	Qualifier	RL	MDL	Unit	D	Prepared	Analyzed	Dil Fac
Chloride	**9.8**		3.0	0.25	mg/L			06/28/13 16:48	1
Nitrate as N	0.042	U	0.50	0.042	mg/L			06/28/13 16:48	1
Ammonia as N	0.022	U	0.10	0.022	mg/L			07/10/13 12:39	1
Total Dissolved Solids	**150**		10	4.7	mg/L			07/03/13 13:15	1

Analyte	Result	Qualifier	RL	RL	Unit	D	Prepared	Analyzed	Dil Fac
Color	5.0	U	5.0	5.0	PCU			06/28/13 13:01	1

Client Sample ID: MW-1B — **Lab Sample ID: 280-43853-8**
Date Collected: 06/27/13 07:35 — **Matrix: Water**
Date Received: 06/28/13 10:00

Analyte	Result	Qualifier	RL	MDL	Unit	D	Prepared	Analyzed	Dil Fac
Chloride	**6.8**		3.0	0.25	mg/L			06/28/13 17:04	1
Nitrate as N	**0.087**	**I**	0.50	0.042	mg/L			06/28/13 17:04	1
Ammonia as N	0.022	U	0.10	0.022	mg/L			07/10/13 12:41	1
Total Dissolved Solids	**110**		10	4.7	mg/L			07/03/13 17:50	1

Analyte	Result	Qualifier	RL	RL	Unit	D	Prepared	Analyzed	Dil Fac
Color	5.0	U	5.0	5.0	PCU			06/28/13 13:01	1

Client Sample ID: MW-1A — **Lab Sample ID: 280-43853-9**
Date Collected: 06/27/13 08:07 — **Matrix: Water**
Date Received: 06/28/13 10:00

Analyte	Result	Qualifier	RL	MDL	Unit	D	Prepared	Analyzed	Dil Fac
Chloride	**13**		3.0	0.25	mg/L			06/28/13 17:21	1
Nitrate as N	**11**		2.5	0.21	mg/L			06/28/13 18:12	5
Ammonia as N	0.022	U	0.10	0.022	mg/L			07/10/13 12:43	1
Total Dissolved Solids	**260**		10	4.7	mg/L			07/03/13 17:50	1

Analyte	Result	Qualifier	RL	RL	Unit	D	Prepared	Analyzed	Dil Fac
Color	5.0	U	5.0	5.0	PCU			06/28/13 13:01	1

Client Sample ID: Equipment Blank — **Lab Sample ID: 280-43853-10**
Date Collected: 06/27/13 10:00 — **Matrix: Water**
Date Received: 06/28/13 10:00

Analyte	Result	Qualifier	RL	MDL	Unit	D	Prepared	Analyzed	Dil Fac
Chloride	0.25	U	3.0	0.25	mg/L			06/28/13 17:38	1
Nitrate as N	0.042	U	0.50	0.042	mg/L			06/28/13 17:38	1
Ammonia as N	0.022	U	0.10	0.022	mg/L			07/10/13 12:46	1
Total Dissolved Solids	**6.0**	**I**	10	4.7	mg/L			07/03/13 17:50	1

Analyte	Result	Qualifier	RL	RL	Unit	D	Prepared	Analyzed	Dil Fac
Color	5.0	U	5.0	5.0	PCU			06/28/13 13:01	1

Method: 9310 - Gross Alpha / Beta (GFPC)

Client Sample ID: MW-5B — **Lab Sample ID: 280-43807-1**
Date Collected: 06/26/13 15:32 — **Matrix: Water**
Date Received: 06/27/13 09:30

Analyte	Result	Qualifier	Count Uncert. (2σ+/-)	Total Uncert. (2σ+/-)	MDC	Unit	Prepared	Analyzed	Dil Fac
Gross Alpha	**5.22**		1.53	1.64	1.37	pCi/L	07/15/13 10:46	07/15/13 17:41	1

Method: 9310 - Gross Alpha / Beta (GFPC)

Client Sample ID: MW-6AR — **Lab Sample ID: 280-43807-2**
Date Collected: 06/26/13 14:32 — **Matrix: Water**
Date Received: 06/27/13 09:30

Analyte	Result	Qualifier	Count Uncert. (2σ+/-)	Total Uncert. (2σ+/-)	MDC	Unit	Prepared	Analyzed	Dil Fac
Gross Alpha	3.11		1.13	1.18	0.978	pCi/L	07/15/13 10:46	07/15/13 17:41	1

Client Sample ID: MW-3A — **Lab Sample ID: 280-43807-3**
Date Collected: 06/26/13 13:46 — **Matrix: Water**
Date Received: 06/27/13 09:30

Analyte	Result	Qualifier	Count Uncert. (2σ+/-)	Total Uncert. (2σ+/-)	MDC	Unit	Prepared	Analyzed	Dil Fac
Gross Alpha	8.71		1.53	1.83	0.888	pCi/L	07/15/13 10:46	07/15/13 17:41	1

Client Sample ID: MW-4B — **Lab Sample ID: 280-43807-4**
Date Collected: 06/26/13 13:03 — **Matrix: Water**
Date Received: 06/27/13 09:30

Analyte	Result	Qualifier	Count Uncert. (2σ+/-)	Total Uncert. (2σ+/-)	MDC	Unit	Prepared	Analyzed	Dil Fac
Gross Alpha	0.791		0.556	0.563	0.760	pCi/L	07/15/13 10:46	07/15/13 17:42	1

Client Sample ID: MW-6BR — **Lab Sample ID: 280-43807-5**
Date Collected: 06/26/13 10:22 — **Matrix: Water**
Date Received: 06/27/13 09:30

Analyte	Result	Qualifier	Count Uncert. (2σ+/-)	Total Uncert. (2σ+/-)	MDC	Unit	Prepared	Analyzed	Dil Fac
Gross Alpha	3.39		1.52	1.57	1.70	pCi/L	07/15/13 10:46	07/15/13 17:42	1

Client Sample ID: MW-3B — **Lab Sample ID: 280-43807-6**
Date Collected: 06/26/13 11:37 — **Matrix: Water**
Date Received: 06/27/13 09:30

Analyte	Result	Qualifier	Count Uncert. (2σ+/-)	Total Uncert. (2σ+/-)	MDC	Unit	Prepared	Analyzed	Dil Fac
Gross Alpha	4.20		1.31	1.39	1.09	pCi/L	07/15/13 10:46	07/15/13 17:42	1

Client Sample ID: MW-5A — **Lab Sample ID: 280-43807-7**
Date Collected: 06/26/13 15:33 — **Matrix: Water**
Date Received: 06/27/13 09:30

Analyte	Result	Qualifier	Count Uncert. (2σ+/-)	Total Uncert. (2σ+/-)	MDC	Unit	Prepared	Analyzed	Dil Fac
Gross Alpha	1.75		0.719	0.747	0.750	pCi/L	07/15/13 10:46	07/15/13 17:42	1

Client Sample ID: MW-4A — **Lab Sample ID: 280-43807-9**
Date Collected: 06/26/13 14:08 — **Matrix: Water**
Date Received: 06/27/13 09:30

Analyte	Result	Qualifier	Count Uncert. (2σ+/-)	Total Uncert. (2σ+/-)	MDC	Unit	Prepared	Analyzed	Dil Fac
Gross Alpha	0.570	U	0.465	0.470	0.653	pCi/L	07/15/13 10:46	07/15/13 17:42	1

Method: 9310 - Gross Alpha / Beta (GFPC)

Client Sample ID: MW-FL1 — **Lab Sample ID: 280-43807-10**
Date Collected: 06/26/13 14:01 — **Matrix: Water**
Date Received: 06/27/13 09:30

Analyte	Result	Qualifier	Count Uncert. (2σ+/-)	Total Uncert. (2σ+/-)	MDC	Unit	Prepared	Analyzed	Dil Fac
Gross Alpha	2.52		1.38	1.41	1.67	pCi/L	07/15/13 10:46	07/15/13 17:42	1

Client Sample ID: MW-8R — **Lab Sample ID: 280-43853-1**
Date Collected: 06/27/13 10:01 — **Matrix: Water**
Date Received: 06/28/13 10:00

Analyte	Result	Qualifier	Count Uncert. (2σ+/-)	Total Uncert. (2σ+/-)	MDC	Unit	Prepared	Analyzed	Dil Fac
Gross Alpha	13.5		2.29	2.75	1.25	pCi/L	07/15/13 10:46	07/15/13 17:42	1

Client Sample ID: MW-7A — **Lab Sample ID: 280-43853-2**
Date Collected: 06/27/13 07:55 — **Matrix: Water**
Date Received: 06/28/13 10:00

Analyte	Result	Qualifier	Count Uncert. (2σ+/-)	Total Uncert. (2σ+/-)	MDC	Unit	Prepared	Analyzed	Dil Fac
Gross Alpha	2.63		1.43	1.46	1.82	pCi/L	07/15/13 10:46	07/15/13 17:56	1

Client Sample ID: MW-7B — **Lab Sample ID: 280-43853-3**
Date Collected: 06/27/13 07:13 — **Matrix: Water**
Date Received: 06/28/13 10:00

Analyte	Result	Qualifier	Count Uncert. (2σ+/-)	Total Uncert. (2σ+/-)	MDC	Unit	Prepared	Analyzed	Dil Fac
Gross Alpha	1.04		0.755	0.765	1.04	pCi/L	07/15/13 10:46	07/15/13 17:56	1

Client Sample ID: MW-2B — **Lab Sample ID: 280-43853-4**
Date Collected: 06/27/13 08:42 — **Matrix: Water**
Date Received: 06/28/13 10:00

Analyte	Result	Qualifier	Count Uncert. (2σ+/-)	Total Uncert. (2σ+/-)	MDC	Unit	Prepared	Analyzed	Dil Fac
Gross Alpha	4.18		1.34	1.42	1.30	pCi/L	07/15/13 10:46	07/15/13 17:57	1

Client Sample ID: MW-2AR — **Lab Sample ID: 280-43853-5**
Date Collected: 06/27/13 09:25 — **Matrix: Water**
Date Received: 06/28/13 10:00

Analyte	Result	Qualifier	Count Uncert. (2σ+/-)	Total Uncert. (2σ+/-)	MDC	Unit	Prepared	Analyzed	Dil Fac
Gross Alpha	1.56		0.743	0.764	0.927	pCi/L	07/15/13 10:46	07/15/13 17:57	1

Client Sample ID: MW-FL2R — **Lab Sample ID: 280-43853-6**
Date Collected: 06/27/13 09:41 — **Matrix: Water**
Date Received: 06/28/13 10:00

Analyte	Result	Qualifier	Count Uncert. (2σ+/-)	Total Uncert. (2σ+/-)	MDC	Unit	Prepared	Analyzed	Dil Fac
Gross Alpha	0.699	U	0.771	0.775	1.23	pCi/L	07/15/13 10:46	07/15/13 17:57	1

Method: 9310 - Gross Alpha / Beta (GFPC)

Client Sample ID: MW-FL3 — **Lab Sample ID: 280-43853-7**
Date Collected: 06/27/13 08:49 — **Matrix: Water**
Date Received: 06/28/13 10:00

Analyte	Result	Qualifier	Count Uncert. (2σ+/-)	Total Uncert. (2σ+/-)	MDC	Unit	Prepared	Analyzed	Dil Fac
Gross Alpha	3.54		1.69	1.74	2.05	pCi/L	07/15/13 10:46	07/15/13 17:57	1

Client Sample ID: MW-1B — **Lab Sample ID: 280-43853-8**
Date Collected: 06/27/13 07:35 — **Matrix: Water**
Date Received: 06/28/13 10:00

Analyte	Result	Qualifier	Count Uncert. (2σ+/-)	Total Uncert. (2σ+/-)	MDC	Unit	Prepared	Analyzed	Dil Fac
Gross Alpha	4.62		1.28	1.39	0.945	pCi/L	07/15/13 10:46	07/15/13 17:57	1

Client Sample ID: MW-1A — **Lab Sample ID: 280-43853-9**
Date Collected: 06/27/13 08:07 — **Matrix: Water**
Date Received: 06/28/13 10:00

Analyte	Result	Qualifier	Count Uncert. (2σ+/-)	Total Uncert. (2σ+/-)	MDC	Unit	Prepared	Analyzed	Dil Fac
Gross Alpha	3.29		1.71	1.75	2.16	pCi/L	07/15/13 10:46	07/15/13 17:57	1

Method: Field Sampling - Field Sampling

Client Sample ID: MW-5B — **Lab Sample ID: 280-43807-1**
Date Collected: 06/26/13 15:32 — **Matrix: Water**
Date Received: 06/27/13 09:30

Analyte	Result	Qualifier	NONE	NONE	Unit	D	Prepared	Analyzed	Dil Fac
Groundwater Elevation	50.05				ft/msl			06/26/13 13:32	1
Field pH	7.46				SU			06/26/13 13:32	1
Field Conductivity	219				umhos/cm			06/26/13 13:32	1
Field Temperature	28.3				Degrees C			06/26/13 13:32	1
Field Turbidity	3.19				NTU			06/26/13 13:32	1
Field Dissolved Oxygen	0.1				mg/L			06/26/13 13:32	1

Client Sample ID: MW-6AR — **Lab Sample ID: 280-43807-2**
Date Collected: 06/26/13 14:32 — **Matrix: Water**
Date Received: 06/27/13 09:30

Analyte	Result	Qualifier	NONE	NONE	Unit	D	Prepared	Analyzed	Dil Fac
Groundwater Elevation	50.92				ft/msl			06/26/13 12:32	1
Field pH	4.87				SU			06/26/13 12:32	1
Field Conductivity	223				umhos/cm			06/26/13 12:32	1
Field Temperature	26.9				Degrees C			06/26/13 12:32	1
Field Turbidity	4.94				NTU			06/26/13 12:32	1
Field Dissolved Oxygen	3.8				mg/L			06/26/13 12:32	1

Client Sample ID: MW-3A — **Lab Sample ID: 280-43807-3**
Date Collected: 06/26/13 13:46 — **Matrix: Water**
Date Received: 06/27/13 09:30

Analyte	Result	Qualifier	NONE	NONE	Unit	D	Prepared	Analyzed	Dil Fac
Groundwater Elevation	50.37				ft/msl			06/26/13 11:46	1
Field pH	5.39				SU			06/26/13 11:46	1
Field Conductivity	92				umhos/cm			06/26/13 11:46	1

Method: Field Sampling - Field Sampling (Continued)

Client Sample ID: MW-3A — **Lab Sample ID: 280-43807-3**
Date Collected: 06/26/13 13:46 — **Matrix: Water**
Date Received: 06/27/13 09:30

Analyte	Result	Qualifier	NONE	NONE	Unit	D	Prepared	Analyzed	Dil Fac
Field Temperature	26.5				Degrees C			06/26/13 11:46	1
Field Turbidity	4.08				NTU			06/26/13 11:46	1
Field Dissolved Oxygen	4.3				mg/L			06/26/13 11:46	1

Client Sample ID: MW-4B — **Lab Sample ID: 280-43807-4**
Date Collected: 06/26/13 13:03 — **Matrix: Water**
Date Received: 06/27/13 09:30

Analyte	Result	Qualifier	NONE	NONE	Unit	D	Prepared	Analyzed	Dil Fac
Groundwater Elevation	50.86				ft/msl			06/26/13 11:03	1
Field pH	5.00				SU			06/26/13 11:03	1
Field Conductivity	33				umhos/cm			06/26/13 11:03	1
Field Temperature	28.1				Degrees C			06/26/13 11:03	1
Field Turbidity	4.04				NTU			06/26/13 11:03	1
Field Dissolved Oxygen	6.4				mg/L			06/26/13 11:03	1

Client Sample ID: MW-6BR — **Lab Sample ID: 280-43807-5**
Date Collected: 06/26/13 10:22 — **Matrix: Water**
Date Received: 06/27/13 09:30

Analyte	Result	Qualifier	NONE	NONE	Unit	D	Prepared	Analyzed	Dil Fac
Groundwater Elevation	51.07				ft/msl			06/26/13 08:22	1
Field pH	7.24				SU			06/26/13 08:22	1
Field Conductivity	274				umhos/cm			06/26/13 08:22	1
Field Temperature	25.3				Degrees C			06/26/13 08:22	1
Field Turbidity	2.11				NTU			06/26/13 08:22	1
Field Dissolved Oxygen	2.8				mg/L			06/26/13 08:22	1

Client Sample ID: MW-3B — **Lab Sample ID: 280-43807-6**
Date Collected: 06/26/13 11:37 — **Matrix: Water**
Date Received: 06/27/13 09:30

Analyte	Result	Qualifier	NONE	NONE	Unit	D	Prepared	Analyzed	Dil Fac
Groundwater Elevation	50.56				ft/msl			06/26/13 09:37	1
Field pH	7.64				SU			06/26/13 09:37	1
Field Conductivity	203				umhos/cm			06/26/13 09:37	1
Field Temperature	27.7				Degrees C			06/26/13 09:37	1
Field Turbidity	2.75				NTU			06/26/13 09:37	1
Field Dissolved Oxygen	3.1				mg/L			06/26/13 09:37	1

Client Sample ID: MW-5A — **Lab Sample ID: 280-43807-7**
Date Collected: 06/26/13 15:33 — **Matrix: Water**
Date Received: 06/27/13 09:30

Analyte	Result	Qualifier	NONE	NONE	Unit	D	Prepared	Analyzed	Dil Fac
Groundwater Elevation	54.26				ft/msl			06/26/13 13:33	1
Field pH	4.37				SU			06/26/13 13:33	1
Field Conductivity	65				umhos/cm			06/26/13 13:33	1
Field Temperature	27.3				Degrees C			06/26/13 13:33	1
Field Turbidity	5.89				NTU			06/26/13 13:33	1
Field Dissolved Oxygen	2.5				mg/L			06/26/13 13:33	1

Method: Field Sampling - Field Sampling

Client Sample ID: MW-4A — **Lab Sample ID: 280-43807-9**
Date Collected: 06/26/13 14:08 — **Matrix: Water**
Date Received: 06/27/13 09:30

Analyte	Result	Qualifier	NONE	NONE	Unit	D	Prepared	Analyzed	Dil Fac
Groundwater Elevation	49.84				ft/msl			06/26/13 12:08	1
Field pH	4.78				SU			06/26/13 12:08	1
Field Conductivity	57				umhos/cm			06/26/13 12:08	1
Field Temperature	27.3				Degrees C			06/26/13 12:08	1
Field Turbidity	2.18				NTU			06/26/13 12:08	1
Field Dissolved Oxygen	0.6				mg/L			06/26/13 12:08	1

Client Sample ID: MW-FL1 — **Lab Sample ID: 280-43807-10**
Date Collected: 06/26/13 14:01 — **Matrix: Water**
Date Received: 06/27/13 09:30

Analyte	Result	Qualifier	NONE	NONE	Unit	D	Prepared	Analyzed	Dil Fac
Groundwater Elevation	50.32				ft/msl			06/26/13 12:01	1
Field pH	7.19				SU			06/26/13 12:01	1
Field Conductivity	322				umhos/cm			06/26/13 12:01	1
Field Temperature	26.5				Degrees C			06/26/13 12:01	1
Field Turbidity	3.18				NTU			06/26/13 12:01	1
Field Dissolved Oxygen	0.2				mg/L			06/26/13 12:01	1

Client Sample ID: MW-8R — **Lab Sample ID: 280-43853-1**
Date Collected: 06/27/13 10:01 — **Matrix: Water**
Date Received: 06/28/13 10:00

Analyte	Result	Qualifier	NONE	NONE	Unit	D	Prepared	Analyzed	Dil Fac
Groundwater Elevation	52.72				ft/msl			06/27/13 08:01	1
Field pH	7.04				SU			06/27/13 08:01	1
Field Conductivity	180				umhos/cm			06/27/13 08:01	1
Field Temperature	26.7				Degrees C			06/27/13 08:01	1
Field Turbidity	15.15				NTU			06/27/13 08:01	1
Field Dissolved Oxygen	2.5				mg/L			06/27/13 08:01	1

Client Sample ID: MW-7A — **Lab Sample ID: 280-43853-2**
Date Collected: 06/27/13 07:55 — **Matrix: Water**
Date Received: 06/28/13 10:00

Analyte	Result	Qualifier	NONE	NONE	Unit	D	Prepared	Analyzed	Dil Fac
Groundwater Elevation	65.24				ft/msl			06/27/13 05:55	1
Field pH	6.95				SU			06/27/13 05:55	1
Field Conductivity	309				umhos/cm			06/27/13 05:55	1
Field Temperature	23.8				Degrees C			06/27/13 05:55	1
Field Turbidity	1.07				NTU			06/27/13 05:55	1
Field Dissolved Oxygen	1.2				mg/L			06/27/13 05:55	1

Client Sample ID: MW-7B — **Lab Sample ID: 280-43853-3**
Date Collected: 06/27/13 07:13 — **Matrix: Water**
Date Received: 06/28/13 10:00

Analyte	Result	Qualifier	NONE	NONE	Unit	D	Prepared	Analyzed	Dil Fac
Groundwater Elevation	52.31				ft/msl			06/27/13 05:13	1
Field pH	6.78				SU			06/27/13 05:13	1
Field Conductivity	136				umhos/cm			06/27/13 05:13	1
Field Temperature	23.5				Degrees C			06/27/13 05:13	1
Field Turbidity	4.58				NTU			06/27/13 05:13	1
Field Dissolved Oxygen	0.5				mg/L			06/27/13 05:13	1

Method: Field Sampling - Field Sampling

Client Sample ID: MW-2B — **Lab Sample ID: 280-43853-4**
Date Collected: 06/27/13 08:42 — **Matrix: Water**
Date Received: 06/28/13 10:00

Analyte	Result	Qualifier	NONE	NONE	Unit	D	Prepared	Analyzed	Dil Fac
Groundwater Elevation	50.26				ft/msl			06/27/13 06:42	1
Field pH	7.94				SU			06/27/13 06:42	1
Field Conductivity	149				umhos/cm			06/27/13 06:42	1
Field Temperature	25.2				Degrees C			06/27/13 06:42	1
Field Turbidity	5.42				NTU			06/27/13 06:42	1
Field Dissolved Oxygen	0.5				mg/L			06/27/13 06:42	1

Client Sample ID: MW-2AR — **Lab Sample ID: 280-43853-5**
Date Collected: 06/27/13 09:25 — **Matrix: Water**
Date Received: 06/28/13 10:00

Analyte	Result	Qualifier	NONE	NONE	Unit	D	Prepared	Analyzed	Dil Fac
Groundwater Elevation	51.62				ft/msl			06/27/13 07:25	1
Field pH	5.28				SU			06/27/13 07:25	1
Field Conductivity	25				umhos/cm			06/27/13 07:25	1
Field Temperature	27.4				Degrees C			06/27/13 07:25	1
Field Turbidity	3.75				NTU			06/27/13 07:25	1
Field Dissolved Oxygen	4.3				mg/L			06/27/13 07:25	1

Client Sample ID: MW-FL2R — **Lab Sample ID: 280-43853-6**
Date Collected: 06/27/13 09:41 — **Matrix: Water**
Date Received: 06/28/13 10:00

Analyte	Result	Qualifier	NONE	NONE	Unit	D	Prepared	Analyzed	Dil Fac
Groundwater Elevation	51.91				ft/msl			06/27/13 07:41	1
Field pH	9.76				SU			06/27/13 07:41	1
Field Conductivity	249				umhos/cm			06/27/13 07:41	1
Field Temperature	25.1				Degrees C			06/27/13 07:41	1
Field Turbidity	2.13				NTU			06/27/13 07:41	1
Field Dissolved Oxygen	2.0				mg/L			06/27/13 07:41	1

Client Sample ID: MW-FL3 — **Lab Sample ID: 280-43853-7**
Date Collected: 06/27/13 08:49 — **Matrix: Water**
Date Received: 06/28/13 10:00

Analyte	Result	Qualifier	NONE	NONE	Unit	D	Prepared	Analyzed	Dil Fac
Groundwater Elevation	50.21				ft/msl			06/27/13 06:49	1
Field pH	7.00				SU			06/27/13 06:49	1
Field Conductivity	251				umhos/cm			06/27/13 06:49	1
Field Temperature	24.9				Degrees C			06/27/13 06:49	1
Field Turbidity	3.38				NTU			06/27/13 06:49	1
Field Dissolved Oxygen	0.0				mg/L			06/27/13 06:49	1

Client Sample ID: MW-1B — **Lab Sample ID: 280-43853-8**
Date Collected: 06/27/13 07:35 — **Matrix: Water**
Date Received: 06/28/13 10:00

Analyte	Result	Qualifier	NONE	NONE	Unit	D	Prepared	Analyzed	Dil Fac
Groundwater Elevation	53.95				ft/msl			06/27/13 05:35	1
Field pH	7.62				SU			06/27/13 05:35	1
Field Conductivity	178				umhos/cm			06/27/13 05:35	1
Field Temperature	23.8				Degrees C			06/27/13 05:35	1
Field Turbidity	1.29				NTU			06/27/13 05:35	1
Field Dissolved Oxygen	0.7				mg/L			06/27/13 05:35	1

Client Sample Results

Client: Waste Management
Project/Site: FL26|Vista

TestAmerica Job ID: 280-43807-1

Method: Field Sampling - Field Sampling

Client Sample ID: MW-1A — **Lab Sample ID: 280-43853-9**
Date Collected: 06/27/13 08:07 — **Matrix: Water**
Date Received: 06/28/13 10:00

Analyte	Result	Qualifier	NONE	NONE	Unit	D	Prepared	Analyzed	Dil Fac
Groundwater Elevation	65.65				ft/msl			06/27/13 06:07	1
Field pH	7.46				SU			06/27/13 06:07	1
Field Conductivity	377				umhos/cm			06/27/13 06:07	1
Field Temperature	23.9				Degrees C			06/27/13 06:07	1
Field Turbidity	0.39				NTU			06/27/13 06:07	1
Field Dissolved Oxygen	0.6				mg/L			06/27/13 06:07	1

Client Sample ID: Equipment Blank — **Lab Sample ID: 280-43853-10**
Date Collected: 06/27/13 10:00 — **Matrix: Water**
Date Received: 06/28/13 10:00

Analyte	Result	Qualifier	NONE	NONE	Unit	D	Prepared	Analyzed	Dil Fac
Field pH	6.81				SU			06/27/13 08:00	1
Field Conductivity	1				umhos/cm			06/27/13 08:00	1
Field Temperature	27.2				Degrees C			06/27/13 08:00	1
Field Turbidity	0.01				NTU			06/27/13 08:00	1
Field Dissolved Oxygen	3.3				mg/L			06/27/13 08:00	1

Surrogate Summary

Client: Waste Management
Project/Site: FL26|Vista

TestAmerica Job ID: 280-43807-1

Method: 8260B - Volatile Organic Compounds (GC/MS)

Matrix: Water **Prep Type: Total/NA**

		Percent Surrogate Recovery (Acceptance Limits)			
		12DCE	TOL	BFB	DBFM
Lab Sample ID	Client Sample ID	(70-127)	(80-125)	(78-120)	(77-120)
280-43703-H-1 MS	Matrix Spike	114	96	97	104
280-43703-H-1 MSD	Matrix Spike Duplicate	107	96	97	103
280-43807-1	MW-5B	110	98	100	106
280-43807-2	MW-6AR	108	97	98	101
280-43807-3	MW-3A	108	99	97	104
280-43807-4	MW-4B	108	98	100	103
280-43807-5	MW-6BR	108	97	98	104
280-43807-6	MW-3B	106	100	99	102
280-43807-7	MW-5A	108	98	101	104
280-43807-8	TRIP BLANK	108	98	97	103
280-43807-9	MW-4A	79	90	100	85
280-43807-10	MW-FL1	78	93	103	84
280-43853-1	MW-8R	102	108	108	111
280-43853-2	MW-7A	93	95	98	99
280-43853-3	MW-7B	98	105	106	105
280-43853-4	MW-2B	101	101	105	109
280-43853-5	MW-2AR	87	86	85	92
280-43853-6	MW-FL2R	107	105	109	111
280-43853-7	MW-FL3	92	88	92	97
280-43853-8	MW-1B	108	106	107	116
280-43853-9	MW-1A	100	98	99	106
280-43853-11	TRIP BLANK1	103	100	106	110
280-43897-K-4 MS	Matrix Spike	79	99	98	82
280-43897-K-4 MSD	Matrix Spike Duplicate	95	118	117	98
280-43999-B-1 MS	Matrix Spike	98	93	106	105
280-43999-B-1 MSD	Matrix Spike Duplicate	96	94	102	104
LCS 280-181581/6	Lab Control Sample	104	99	98	101
LCS 280-181872/4	Lab Control Sample	88	106	111	89
LCS 280-182026/4	Lab Control Sample	94	93	99	100
MB 280-181581/7	Method Blank	103	96	98	100
MB 280-181872/5	Method Blank	79	93	107	84
MB 280-182026/5	Method Blank	104	107	109	109

Surrogate Legend

12DCE = 1,2-Dichloroethane-d4 (Surr)
TOL = Toluene-d8 (Surr)
BFB = 4-Bromofluorobenzene (Surr)
DBFM = Dibromofluoromethane (Surr)

Method: 8011 - EDB, DBCP, and 1,2,3-TCP (GC)

Matrix: Water **Prep Type: Total/NA**

		Percent Surrogate Recovery (Acceptance Limits)
		12DBP2
Lab Sample ID	Client Sample ID	(70-130)
280-43807-1	MW-5B	116
280-43807-2	MW-6AR	121
280-43807-3	MW-3A	123
280-43807-4	MW-4B	119

Surrogate Summary

Client: Waste Management
Project/Site: FL26|Vista

TestAmerica Job ID: 280-43807-1

Method: 8011 - EDB, DBCP, and 1,2,3-TCP (GC) (Continued)

Matrix: Water **Prep Type: Total/NA**

		Percent Surrogate Recovery (Acceptance Limits)							
Lab Sample ID	Client Sample ID	12DBP2 (70-130)							
280-43807-5	MW-6BR	118							
280-43807-6	MW-3B	117							
280-43807-7	MW-5A	124							
280-43807-9	MW-4A	126							
280-43807-10	MW-FL1	121							
280-43853-1	MW-8R	107							
280-43853-2	MW-7A	111							
280-43853-3	MW-7B	120							
280-43853-4	MW-2B	110							
280-43853-5	MW-2AR	112							
280-43853-6	MW-FL2R	117							
280-43853-7	MW-FL3	110							
280-43853-8	MW-1B	111							
280-43853-9	MW-1A	115							
LCS 280-180871/2-A	Lab Control Sample	115							
LCS 280-181289/2-A	Lab Control Sample	117							
LCSD 280-180871/3-A	Lab Control Sample Dup	117							
LCSD 280-181289/3-A	Lab Control Sample Dup	116							
MB 280-180871/4-A	Method Blank	128							
MB 280-181289/4-A	Method Blank	113							

Surrogate Legend

12DBP = 1,2-Dibromopropane

Method: 8260B - Volatile Organic Compounds (GC/MS)

Lab Sample ID: MB 280-181581/7
Matrix: Water
Analysis Batch: 181581

Client Sample ID: Method Blank
Prep Type: Total/NA

Analyte	MB Result	MB Qualifier	RL	MDL	Unit	D	Prepared	Analyzed	Dil Fac
Acetone	1.9	U	20	1.9	ug/L			07/05/13 10:36	1
Acrylonitrile	1.4	U	20	1.4	ug/L			07/05/13 10:36	1
Benzene	0.16	U	1.0	0.16	ug/L			07/05/13 10:36	1
Bromochloromethane	0.10	U	1.0	0.10	ug/L			07/05/13 10:36	1
Bromodichloromethane	0.17	U	1.0	0.17	ug/L			07/05/13 10:36	1
Bromoform	0.19	U	1.0	0.19	ug/L			07/05/13 10:36	1
Bromomethane	0.21	U	2.0	0.21	ug/L			07/05/13 10:36	1
Carbon disulfide	0.45	U	2.0	0.45	ug/L			07/05/13 10:36	1
Carbon tetrachloride	0.19	U	1.0	0.19	ug/L			07/05/13 10:36	1
Chlorobenzene	0.17	U	1.0	0.17	ug/L			07/05/13 10:36	1
Dibromochloromethane	0.17	U	1.0	0.17	ug/L			07/05/13 10:36	1
Chloroethane	0.41	U	2.0	0.41	ug/L			07/05/13 10:36	1
Chloroform	0.16	U	1.0	0.16	ug/L			07/05/13 10:36	1
Dibromomethane	0.17	U	1.0	0.17	ug/L			07/05/13 10:36	1
1,2-Dichlorobenzene	0.15	U	1.0	0.15	ug/L			07/05/13 10:36	1
1,4-Dichlorobenzene	0.16	U	1.0	0.16	ug/L			07/05/13 10:36	1
trans-1,4-Dichloro-2-butene	0.80	U	3.0	0.80	ug/L			07/05/13 10:36	1
1,1-Dichloroethane	0.22	U	1.0	0.22	ug/L			07/05/13 10:36	1
1,2-Dichloroethane	0.13	U	1.0	0.13	ug/L			07/05/13 10:36	1
cis-1,2-Dichloroethene	0.15	U	1.0	0.15	ug/L			07/05/13 10:36	1
trans-1,2-Dichloroethene	0.15	U	1.0	0.15	ug/L			07/05/13 10:36	1
1,1-Dichloroethene	0.23	U	1.0	0.23	ug/L			07/05/13 10:36	1
1,2-Dichloropropane	0.18	U	1.0	0.18	ug/L			07/05/13 10:36	1
cis-1,3-Dichloropropene	0.16	U	1.0	0.16	ug/L			07/05/13 10:36	1
trans-1,3-Dichloropropene	0.19	U	3.0	0.19	ug/L			07/05/13 10:36	1
Ethylbenzene	0.16	U	1.0	0.16	ug/L			07/05/13 10:36	1
2-Hexanone	1.7	U	5.0	1.7	ug/L			07/05/13 10:36	1
Iodomethane	0.23	U	1.0	0.23	ug/L			07/05/13 10:36	1
Methylene Chloride	0.32	U	2.0	0.32	ug/L			07/05/13 10:36	1
4-Methyl-2-pentanone (MIBK)	0.98	U	5.0	0.98	ug/L			07/05/13 10:36	1
Styrene	0.17	U	1.0	0.17	ug/L			07/05/13 10:36	1
1,1,1,2-Tetrachloroethane	0.21	U	1.0	0.21	ug/L			07/05/13 10:36	1
1,1,2,2-Tetrachloroethane	0.21	U	1.0	0.21	ug/L			07/05/13 10:36	1
Tetrachloroethene	0.20	U	1.0	0.20	ug/L			07/05/13 10:36	1
1,1,1-Trichloroethane	0.16	U	1.0	0.16	ug/L			07/05/13 10:36	1
1,1,2-Trichloroethane	0.27	U	1.0	0.27	ug/L			07/05/13 10:36	1
Trichloroethene	0.16	U	1.0	0.16	ug/L			07/05/13 10:36	1
Trichlorofluoromethane	0.29	U	2.0	0.29	ug/L			07/05/13 10:36	1
1,2,3-Trichloropropane	0.33	U	2.5	0.33	ug/L			07/05/13 10:36	1
Vinyl acetate	0.94	U	3.0	0.94	ug/L			07/05/13 10:36	1
Vinyl chloride	0.10	U	1.0	0.10	ug/L			07/05/13 10:36	1
Xylenes (total)	0.19	U	2.0	0.19	ug/L			07/05/13 10:36	1
Chloromethane	0.30	U	2.0	0.30	ug/L			07/05/13 10:36	1
2-Butanone (MEK)	2.0	U	6.0	2.0	ug/L			07/05/13 10:36	1
Toluene	0.17	U	1.0	0.17	ug/L			07/05/13 10:36	1

Method: 8260B - Volatile Organic Compounds (GC/MS) (Continued)

Lab Sample ID: MB 280-181581/7
Matrix: Water
Analysis Batch: 181581

Client Sample ID: Method Blank
Prep Type: Total/NA

Surrogate	MB %Recovery	MB Qualifier	Limits	Prepared	Analyzed	Dil Fac
1,2-Dichloroethane-d4 (Surr)	103		70 - 127		07/05/13 10:36	1
Toluene-d8 (Surr)	96		80 - 125		07/05/13 10:36	1
4-Bromofluorobenzene (Surr)	98		78 - 120		07/05/13 10:36	1
Dibromofluoromethane (Surr)	100		77 - 120		07/05/13 10:36	1

Lab Sample ID: LCS 280-181581/6
Matrix: Water
Analysis Batch: 181581

Client Sample ID: Lab Control Sample
Prep Type: Total/NA

Analyte	Spike Added	LCS Result	LCS Qualifier	Unit	D	%Rec	%Rec. Limits
Benzene	5.00	5.64		ug/L		113	74 - 135
Bromodichloromethane	5.00	5.89		ug/L		118	73 - 135
Carbon tetrachloride	5.00	5.62		ug/L		112	67 - 135
Chlorobenzene	5.00	5.35		ug/L		107	76 - 135
Chloroform	5.00	5.67		ug/L		113	76 - 120
1,1-Dichloroethane	5.00	5.81		ug/L		116	75 - 135
trans-1,2-Dichloroethene	5.00	5.49		ug/L		110	75 - 135
1,1-Dichloroethene	5.00	5.31		ug/L		106	71 - 136
1,2-Dichloropropane	5.00	5.90		ug/L		118	71 - 120
Ethylbenzene	5.00	5.27		ug/L		105	72 - 120
Methylene Chloride	5.00	6.19		ug/L		124	54 - 141
Tetrachloroethene	5.00	5.27		ug/L		105	70 - 135
1,1,1-Trichloroethane	5.00	5.53		ug/L		111	70 - 135
Trichloroethene	5.00	5.38		ug/L		108	73 - 135
1,3-Dichlorobenzene	5.00	5.56		ug/L		111	74 - 135
Toluene	5.00	5.65		ug/L		113	73 - 120

Surrogate	LCS %Recovery	LCS Qualifier	Limits
1,2-Dichloroethane-d4 (Surr)	104		70 - 127
Toluene-d8 (Surr)	99		80 - 125
4-Bromofluorobenzene (Surr)	98		78 - 120
Dibromofluoromethane (Surr)	101		77 - 120

Lab Sample ID: 280-43703-H-1 MS
Matrix: Water
Analysis Batch: 181581

Client Sample ID: Matrix Spike
Prep Type: Total/NA

Analyte	Sample Result	Sample Qualifier	Spike Added	MS Result	MS Qualifier	Unit	D	%Rec	%Rec. Limits
Benzene	0.16	U	5.00	5.38		ug/L		108	74 - 135
Bromodichloromethane	0.17	U	5.00	5.80		ug/L		116	73 - 135
Carbon tetrachloride	0.19	U	5.00	5.19		ug/L		104	67 - 135
Chlorobenzene	0.17	U	5.00	4.99		ug/L		100	76 - 135
Chloroform	0.16	U	5.00	5.51		ug/L		110	76 - 120
1,1-Dichloroethane	0.22	U	5.00	5.61		ug/L		112	75 - 135
trans-1,2-Dichloroethene	0.15	U	5.00	5.07		ug/L		101	75 - 135
1,1-Dichloroethene	0.23	U	5.00	4.78		ug/L		96	71 - 136
1,2-Dichloropropane	0.18	U	5.00	5.77		ug/L		115	71 - 120
Ethylbenzene	0.16	U	5.00	4.77		ug/L		95	72 - 120

Method: 8260B - Volatile Organic Compounds (GC/MS) (Continued)

Lab Sample ID: 280-43703-H-1 MS
Matrix: Water
Analysis Batch: 181581

Client Sample ID: Matrix Spike
Prep Type: Total/NA

Analyte	Sample Result	Sample Qualifier	Spike Added	MS Result	MS Qualifier	Unit	D	%Rec	%Rec. Limits
Methylene Chloride	0.32	U	5.00	4.90		ug/L		98	54 - 141
Tetrachloroethene	0.20	U	5.00	4.66		ug/L		93	70 - 135
1,1,1-Trichloroethane	0.16	U	5.00	5.18		ug/L		104	70 - 135
Trichloroethene	0.16	U	5.00	4.95		ug/L		99	73 - 135
1,3-Dichlorobenzene	0.13	U	5.00	5.00		ug/L		100	74 - 135
Toluene	0.17	U	5.00	5.23		ug/L		105	73 - 120

Surrogate	*MS %Recovery*	*MS Qualifier*	*Limits*
1,2-Dichloroethane-d4 (Surr)	*114*		*70 - 127*
Toluene-d8 (Surr)	*96*		*80 - 125*
4-Bromofluorobenzene (Surr)	*97*		*78 - 120*
Dibromofluoromethane (Surr)	*104*		*77 - 120*

Lab Sample ID: 280-43703-H-1 MSD
Matrix: Water
Analysis Batch: 181581

Client Sample ID: Matrix Spike Duplicate
Prep Type: Total/NA

Analyte	Sample Result	Sample Qualifier	Spike Added	MSD Result	MSD Qualifier	Unit	D	%Rec	%Rec. Limits	RPD	RPD Limit
Benzene	0.16	U	5.00	5.70		ug/L		114	74 - 135	6	20
Bromodichloromethane	0.17	U	5.00	6.18		ug/L		124	73 - 135	6	20
Carbon tetrachloride	0.19	U	5.00	5.51		ug/L		110	67 - 135	6	21
Chlorobenzene	0.17	U	5.00	5.32		ug/L		106	76 - 135	6	20
Chloroform	0.16	U	5.00	5.73		ug/L		115	76 - 120	4	20
1,1-Dichloroethane	0.22	U	5.00	5.91		ug/L		118	75 - 135	5	21
trans-1,2-Dichloroethene	0.15	U	5.00	5.39		ug/L		108	75 - 135	6	24
1,1-Dichloroethene	0.23	U	5.00	5.01		ug/L		100	71 - 136	5	20
1,2-Dichloropropane	0.18	U	5.00	6.13	J3	ug/L		123	71 - 120	6	20
Ethylbenzene	0.16	U	5.00	5.04		ug/L		101	72 - 120	6	26
Methylene Chloride	0.32	U	5.00	5.35		ug/L		107	54 - 141	9	20
Tetrachloroethene	0.20	U	5.00	5.02		ug/L		100	70 - 135	7	20
1,1,1-Trichloroethane	0.16	U	5.00	5.54		ug/L		111	70 - 135	7	20
Trichloroethene	0.16	U	5.00	5.35		ug/L		107	73 - 135	8	20
1,3-Dichlorobenzene	0.13	U	5.00	5.33		ug/L		107	74 - 135	6	20
Toluene	0.17	U	5.00	5.57		ug/L		111	73 - 120	6	20

Surrogate	*MSD %Recovery*	*MSD Qualifier*	*Limits*
1,2-Dichloroethane-d4 (Surr)	*107*		*70 - 127*
Toluene-d8 (Surr)	*96*		*80 - 125*
4-Bromofluorobenzene (Surr)	*97*		*78 - 120*
Dibromofluoromethane (Surr)	*103*		*77 - 120*

Lab Sample ID: MB 280-181872/5
Matrix: Water
Analysis Batch: 181872

Client Sample ID: Method Blank
Prep Type: Total/NA

Analyte	MB Result	MB Qualifier	RL	MDL	Unit	D	Prepared	Analyzed	Dil Fac
Acetone	1.9	U	20	1.9	ug/L			07/09/13 09:08	1
Acrylonitrile	1.4	U	20	1.4	ug/L			07/09/13 09:08	1

Method: 8260B - Volatile Organic Compounds (GC/MS) (Continued)

Lab Sample ID: MB 280-181872/5
Matrix: Water
Analysis Batch: 181872

Client Sample ID: Method Blank
Prep Type: Total/NA

Analyte	MB Result	MB Qualifier	RL	MDL	Unit	D	Prepared	Analyzed	Dil Fac
Benzene	0.16	U	1.0	0.16	ug/L			07/09/13 09:08	1
Bromochloromethane	0.10	U	1.0	0.10	ug/L			07/09/13 09:08	1
Bromodichloromethane	0.17	U	1.0	0.17	ug/L			07/09/13 09:08	1
Bromoform	0.19	U	1.0	0.19	ug/L			07/09/13 09:08	1
Bromomethane	0.21	U	2.0	0.21	ug/L			07/09/13 09:08	1
Carbon disulfide	0.45	U	2.0	0.45	ug/L			07/09/13 09:08	1
Carbon tetrachloride	0.19	U	1.0	0.19	ug/L			07/09/13 09:08	1
Chlorobenzene	0.17	U	1.0	0.17	ug/L			07/09/13 09:08	1
Dibromochloromethane	0.17	U	1.0	0.17	ug/L			07/09/13 09:08	1
Chloroethane	0.41	U	2.0	0.41	ug/L			07/09/13 09:08	1
Chloroform	0.16	U	1.0	0.16	ug/L			07/09/13 09:08	1
Dibromomethane	0.17	U	1.0	0.17	ug/L			07/09/13 09:08	1
1,2-Dichlorobenzene	0.15	U	1.0	0.15	ug/L			07/09/13 09:08	1
1,4-Dichlorobenzene	0.16	U	1.0	0.16	ug/L			07/09/13 09:08	1
trans-1,4-Dichloro-2-butene	0.80	U	3.0	0.80	ug/L			07/09/13 09:08	1
1,1-Dichloroethane	0.22	U	1.0	0.22	ug/L			07/09/13 09:08	1
1,2-Dichloroethane	0.13	U	1.0	0.13	ug/L			07/09/13 09:08	1
cis-1,2-Dichloroethene	0.15	U	1.0	0.15	ug/L			07/09/13 09:08	1
trans-1,2-Dichloroethene	0.15	U	1.0	0.15	ug/L			07/09/13 09:08	1
1,1-Dichloroethene	0.23	U	1.0	0.23	ug/L			07/09/13 09:08	1
1,2-Dichloropropane	0.18	U	1.0	0.18	ug/L			07/09/13 09:08	1
cis-1,3-Dichloropropene	0.16	U	1.0	0.16	ug/L			07/09/13 09:08	1
trans-1,3-Dichloropropene	0.19	U	3.0	0.19	ug/L			07/09/13 09:08	1
Ethylbenzene	0.16	U	1.0	0.16	ug/L			07/09/13 09:08	1
2-Hexanone	1.7	U	5.0	1.7	ug/L			07/09/13 09:08	1
Iodomethane	0.23	U	1.0	0.23	ug/L			07/09/13 09:08	1
Methylene Chloride	0.32	U	2.0	0.32	ug/L			07/09/13 09:08	1
4-Methyl-2-pentanone (MIBK)	0.98	U	5.0	0.98	ug/L			07/09/13 09:08	1
Styrene	0.17	U	1.0	0.17	ug/L			07/09/13 09:08	1
1,1,1,2-Tetrachloroethane	0.21	U	1.0	0.21	ug/L			07/09/13 09:08	1
1,1,2,2-Tetrachloroethane	0.21	U	1.0	0.21	ug/L			07/09/13 09:08	1
Tetrachloroethene	0.20	U	1.0	0.20	ug/L			07/09/13 09:08	1
1,1,1-Trichloroethane	0.16	U	1.0	0.16	ug/L			07/09/13 09:08	1
1,1,2-Trichloroethane	0.27	U	1.0	0.27	ug/L			07/09/13 09:08	1
Trichloroethene	0.16	U	1.0	0.16	ug/L			07/09/13 09:08	1
Trichlorofluoromethane	0.29	U	2.0	0.29	ug/L			07/09/13 09:08	1
1,2,3-Trichloropropane	0.33	U	2.5	0.33	ug/L			07/09/13 09:08	1
Vinyl acetate	0.94	U	3.0	0.94	ug/L			07/09/13 09:08	1
Vinyl chloride	0.10	U	1.0	0.10	ug/L			07/09/13 09:08	1
Xylenes (total)	0.19	U	2.0	0.19	ug/L			07/09/13 09:08	1
Chloromethane	0.30	U	2.0	0.30	ug/L			07/09/13 09:08	1
2-Butanone (MEK)	2.0	U	6.0	2.0	ug/L			07/09/13 09:08	1
Toluene	0.17	U	1.0	0.17	ug/L			07/09/13 09:08	1

Surrogate	*MB %Recovery*	*MB Qualifier*	*Limits*	*Prepared*	*Analyzed*	*Dil Fac*
1,2-Dichloroethane-d4 (Surr)	*79*		*70 - 127*		*07/09/13 09:08*	*1*
Toluene-d8 (Surr)	*93*		*80 - 125*		*07/09/13 09:08*	*1*
4-Bromofluorobenzene (Surr)	*107*		*78 - 120*		*07/09/13 09:08*	*1*

Method: 8260B - Volatile Organic Compounds (GC/MS) (Continued)

Lab Sample ID: MB 280-181872/5
Matrix: Water
Analysis Batch: 181872

Client Sample ID: Method Blank
Prep Type: Total/NA

Surrogate	MB %Recovery	MB Qualifier	Limits	Prepared	Analyzed	Dil Fac
Dibromofluoromethane (Surr)	84		77 - 120		07/09/13 09:08	1

Lab Sample ID: LCS 280-181872/4
Matrix: Water
Analysis Batch: 181872

Client Sample ID: Lab Control Sample
Prep Type: Total/NA

Analyte	Spike Added	LCS Result	LCS Qualifier	Unit	D	%Rec	%Rec. Limits
Benzene	5.00	4.32		ug/L		86	74 - 135
Bromodichloromethane	5.00	4.15		ug/L		83	73 - 135
Carbon tetrachloride	5.00	4.10		ug/L		82	67 - 135
Chlorobenzene	5.00	4.89		ug/L		98	76 - 135
Chloroform	5.00	4.30		ug/L		86	76 - 120
1,1-Dichloroethane	5.00	4.36		ug/L		87	75 - 135
trans-1,2-Dichloroethene	5.00	4.73		ug/L		95	75 - 135
1,1-Dichloroethene	5.00	4.18		ug/L		84	71 - 136
1,2-Dichloropropane	5.00	4.32		ug/L		86	71 - 120
Ethylbenzene	5.00	4.68		ug/L		94	72 - 120
Methylene Chloride	5.00	4.31		ug/L		86	54 - 141
Tetrachloroethene	5.00	5.06		ug/L		101	70 - 135
1,1,1-Trichloroethane	5.00	4.26		ug/L		85	70 - 135
Trichloroethene	5.00	4.44		ug/L		89	73 - 135
1,3-Dichlorobenzene	5.00	5.51		ug/L		110	74 - 135
Toluene	5.00	4.38		ug/L		88	73 - 120

Surrogate	LCS %Recovery	LCS Qualifier	Limits
1,2-Dichloroethane-d4 (Surr)	88		70 - 127
Toluene-d8 (Surr)	106		80 - 125
4-Bromofluorobenzene (Surr)	111		78 - 120
Dibromofluoromethane (Surr)	89		77 - 120

Lab Sample ID: 280-43897-K-4 MS
Matrix: Water
Analysis Batch: 181872

Client Sample ID: Matrix Spike
Prep Type: Total/NA

Analyte	Sample Result	Sample Qualifier	Spike Added	MS Result	MS Qualifier	Unit	D	%Rec	%Rec. Limits
Benzene	0.29	I	5.00	4.47		ug/L		84	74 - 135
Bromodichloromethane	0.17	U	5.00	4.07		ug/L		81	73 - 135
Carbon tetrachloride	0.19	U	5.00	4.07		ug/L		81	67 - 135
Chlorobenzene	0.17	U	5.00	4.82		ug/L		96	76 - 135
Chloroform	0.16	U	5.00	4.20		ug/L		84	76 - 120
1,1-Dichloroethane	0.22	U	5.00	4.25		ug/L		85	75 - 135
trans-1,2-Dichloroethene	0.15	U	5.00	4.45		ug/L		89	75 - 135
1,1-Dichloroethene	0.23	U	5.00	4.34		ug/L		87	71 - 136
1,2-Dichloropropane	0.18	U	5.00	4.08		ug/L		82	71 - 120
Ethylbenzene	0.16	U	5.00	4.68		ug/L		94	72 - 120
Methylene Chloride	0.32	U	5.00	3.64		ug/L		73	54 - 141
Tetrachloroethene	0.20	U	5.00	4.97		ug/L		99	70 - 135
1,1,1-Trichloroethane	0.16	U	5.00	4.15		ug/L		83	70 - 135

Method: 8260B - Volatile Organic Compounds (GC/MS) (Continued)

Lab Sample ID: 280-43897-K-4 MS
Matrix: Water
Analysis Batch: 181872

Client Sample ID: Matrix Spike
Prep Type: Total/NA

Analyte	Sample Result	Sample Qualifier	Spike Added	MS Result	MS Qualifier	Unit	D	%Rec	%Rec. Limits
Trichloroethene	0.16	U	5.00	4.40		ug/L		88	73 - 135
1,3-Dichlorobenzene	0.13	U	5.00	4.95		ug/L		99	74 - 135
Toluene	0.26	I	5.00	4.58		ug/L		87	73 - 120

Surrogate	*MS %Recovery*	*MS Qualifier*	*Limits*
1,2-Dichloroethane-d4 (Surr)	*79*		*70 - 127*
Toluene-d8 (Surr)	*99*		*80 - 125*
4-Bromofluorobenzene (Surr)	*98*		*78 - 120*
Dibromofluoromethane (Surr)	*82*		*77 - 120*

Lab Sample ID: 280-43897-K-4 MSD
Matrix: Water
Analysis Batch: 181872

Client Sample ID: Matrix Spike Duplicate
Prep Type: Total/NA

Analyte	Sample Result	Sample Qualifier	Spike Added	MSD Result	MSD Qualifier	Unit	D	%Rec	%Rec. Limits	RPD	RPD Limit
Benzene	0.29	I	5.00	5.15		ug/L		97	74 - 135	14	20
Bromodichloromethane	0.17	U	5.00	4.67		ug/L		93	73 - 135	14	20
Carbon tetrachloride	0.19	U	5.00	4.66		ug/L		93	67 - 135	13	21
Chlorobenzene	0.17	U	5.00	5.54		ug/L		111	76 - 135	14	20
Chloroform	0.16	U	5.00	4.76		ug/L		95	76 - 120	13	20
1,1-Dichloroethane	0.22	U	5.00	4.82		ug/L		96	75 - 135	13	21
trans-1,2-Dichloroethene	0.15	U	5.00	5.04		ug/L		101	75 - 135	13	24
1,1-Dichloroethene	0.23	U	5.00	4.77		ug/L		95	71 - 136	9	20
1,2-Dichloropropane	0.18	U	5.00	4.76		ug/L		95	71 - 120	15	20
Ethylbenzene	0.16	U	5.00	5.32		ug/L		106	72 - 120	13	26
Methylene Chloride	0.32	U	5.00	4.44		ug/L		89	54 - 141	20	20
Tetrachloroethene	0.20	U	5.00	5.76		ug/L		115	70 - 135	15	20
1,1,1-Trichloroethane	0.16	U	5.00	4.69		ug/L		94	70 - 135	12	20
Trichloroethene	0.16	U	5.00	5.01		ug/L		100	73 - 135	13	20
1,3-Dichlorobenzene	0.13	U	5.00	5.72		ug/L		114	74 - 135	14	20
Toluene	0.26	I	5.00	5.15		ug/L		98	73 - 120	12	20

Surrogate	*MSD %Recovery*	*MSD Qualifier*	*Limits*
1,2-Dichloroethane-d4 (Surr)	*95*		*70 - 127*
Toluene-d8 (Surr)	*118*		*80 - 125*
4-Bromofluorobenzene (Surr)	*117*		*78 - 120*
Dibromofluoromethane (Surr)	*98*		*77 - 120*

Lab Sample ID: MB 280-182026/5
Matrix: Water
Analysis Batch: 182026

Client Sample ID: Method Blank
Prep Type: Total/NA

Analyte	MB Result	MB Qualifier	RL	MDL	Unit	D	Prepared	Analyzed	Dil Fac
Acetone	1.9	U	20	1.9	ug/L			07/10/13 09:48	1
Acrylonitrile	1.4	U	20	1.4	ug/L			07/10/13 09:48	1
Benzene	0.16	U	1.0	0.16	ug/L			07/10/13 09:48	1
Bromochloromethane	0.10	U	1.0	0.10	ug/L			07/10/13 09:48	1
Bromodichloromethane	0.17	U	1.0	0.17	ug/L			07/10/13 09:48	1

Method: 8260B - Volatile Organic Compounds (GC/MS) (Continued)

Lab Sample ID: MB 280-182026/5
Matrix: Water
Analysis Batch: 182026

Client Sample ID: Method Blank
Prep Type: Total/NA

Analyte	MB Result	MB Qualifier	RL	MDL	Unit	D	Prepared	Analyzed	Dil Fac
Bromoform	0.19	U	1.0	0.19	ug/L			07/10/13 09:48	1
Bromomethane	0.21	U	2.0	0.21	ug/L			07/10/13 09:48	1
Carbon disulfide	0.45	U	2.0	0.45	ug/L			07/10/13 09:48	1
Carbon tetrachloride	0.19	U	1.0	0.19	ug/L			07/10/13 09:48	1
Chlorobenzene	0.17	U	1.0	0.17	ug/L			07/10/13 09:48	1
Dibromochloromethane	0.17	U	1.0	0.17	ug/L			07/10/13 09:48	1
Chloroethane	0.41	U	2.0	0.41	ug/L			07/10/13 09:48	1
Chloroform	0.16	U	1.0	0.16	ug/L			07/10/13 09:48	1
Dibromomethane	0.17	U	1.0	0.17	ug/L			07/10/13 09:48	1
1,2-Dichlorobenzene	0.15	U	1.0	0.15	ug/L			07/10/13 09:48	1
1,4-Dichlorobenzene	0.16	U	1.0	0.16	ug/L			07/10/13 09:48	1
trans-1,4-Dichloro-2-butene	0.80	U	3.0	0.80	ug/L			07/10/13 09:48	1
1,1-Dichloroethane	0.22	U	1.0	0.22	ug/L			07/10/13 09:48	1
1,2-Dichloroethane	0.13	U	1.0	0.13	ug/L			07/10/13 09:48	1
cis-1,2-Dichloroethene	0.15	U	1.0	0.15	ug/L			07/10/13 09:48	1
trans-1,2-Dichloroethene	0.15	U	1.0	0.15	ug/L			07/10/13 09:48	1
1,1-Dichloroethene	0.23	U	1.0	0.23	ug/L			07/10/13 09:48	1
1,2-Dichloropropane	0.18	U	1.0	0.18	ug/L			07/10/13 09:48	1
cis-1,3-Dichloropropene	0.16	U	1.0	0.16	ug/L			07/10/13 09:48	1
trans-1,3-Dichloropropene	0.19	U	3.0	0.19	ug/L			07/10/13 09:48	1
Ethylbenzene	0.16	U	1.0	0.16	ug/L			07/10/13 09:48	1
2-Hexanone	1.7	U	5.0	1.7	ug/L			07/10/13 09:48	1
Iodomethane	0.23	U	1.0	0.23	ug/L			07/10/13 09:48	1
Methylene Chloride	0.32	U	2.0	0.32	ug/L			07/10/13 09:48	1
4-Methyl-2-pentanone (MIBK)	0.98	U	5.0	0.98	ug/L			07/10/13 09:48	1
Styrene	0.17	U	1.0	0.17	ug/L			07/10/13 09:48	1
1,1,1,2-Tetrachloroethane	0.21	U	1.0	0.21	ug/L			07/10/13 09:48	1
1,1,2,2-Tetrachloroethane	0.21	U	1.0	0.21	ug/L			07/10/13 09:48	1
Tetrachloroethene	0.20	U	1.0	0.20	ug/L			07/10/13 09:48	1
1,1,1-Trichloroethane	0.16	U	1.0	0.16	ug/L			07/10/13 09:48	1
1,1,2-Trichloroethane	0.27	U	1.0	0.27	ug/L			07/10/13 09:48	1
Trichloroethene	0.16	U	1.0	0.16	ug/L			07/10/13 09:48	1
Trichlorofluoromethane	0.29	U	2.0	0.29	ug/L			07/10/13 09:48	1
1,2,3-Trichloropropane	0.33	U	2.5	0.33	ug/L			07/10/13 09:48	1
Vinyl acetate	0.94	U	3.0	0.94	ug/L			07/10/13 09:48	1
Vinyl chloride	0.10	U	1.0	0.10	ug/L			07/10/13 09:48	1
Xylenes (total)	0.19	U	2.0	0.19	ug/L			07/10/13 09:48	1
Chloromethane	0.30	U	2.0	0.30	ug/L			07/10/13 09:48	1
2-Butanone (MEK)	2.0	U	6.0	2.0	ug/L			07/10/13 09:48	1
Toluene	0.17	U	1.0	0.17	ug/L			07/10/13 09:48	1

Surrogate	*MB %Recovery*	*MB Qualifier*	*Limits*	*Prepared*	*Analyzed*	*Dil Fac*
1,2-Dichloroethane-d4 (Surr)	*104*		*70 - 127*		*07/10/13 09:48*	*1*
Toluene-d8 (Surr)	*107*		*80 - 125*		*07/10/13 09:48*	*1*
4-Bromofluorobenzene (Surr)	*109*		*78 - 120*		*07/10/13 09:48*	*1*
Dibromofluoromethane (Surr)	*109*		*77 - 120*		*07/10/13 09:48*	*1*

Method: 8260B - Volatile Organic Compounds (GC/MS) (Continued)

Lab Sample ID: LCS 280-182026/4
Matrix: Water
Analysis Batch: 182026

Client Sample ID: Lab Control Sample
Prep Type: Total/NA

Analyte	Spike Added	LCS Result	LCS Qualifier	Unit	D	%Rec	%Rec. Limits
Benzene	5.00	4.24		ug/L		85	74 - 135
Bromodichloromethane	5.00	4.17		ug/L		83	73 - 135
Carbon tetrachloride	5.00	4.51		ug/L		90	67 - 135
Chlorobenzene	5.00	4.22		ug/L		84	76 - 135
Chloroform	5.00	4.30		ug/L		86	76 - 120
1,1-Dichloroethane	5.00	4.35		ug/L		87	75 - 135
trans-1,2-Dichloroethene	5.00	4.41		ug/L		88	75 - 135
1,1-Dichloroethene	5.00	4.21		ug/L		84	71 - 136
1,2-Dichloropropane	5.00	4.16		ug/L		83	71 - 120
Ethylbenzene	5.00	4.19		ug/L		84	72 - 120
Methylene Chloride	5.00	4.10		ug/L		82	54 - 141
Tetrachloroethene	5.00	4.08		ug/L		82	70 - 135
1,1,1-Trichloroethane	5.00	4.35		ug/L		87	70 - 135
Trichloroethene	5.00	4.25		ug/L		85	73 - 135
1,3-Dichlorobenzene	5.00	4.21		ug/L		84	74 - 135
Toluene	5.00	4.44		ug/L		89	73 - 120

Surrogate	*LCS %Recovery*	*LCS Qualifier*	*Limits*
1,2-Dichloroethane-d4 (Surr)	*94*		*70 - 127*
Toluene-d8 (Surr)	*93*		*80 - 125*
4-Bromofluorobenzene (Surr)	*99*		*78 - 120*
Dibromofluoromethane (Surr)	*100*		*77 - 120*

Lab Sample ID: 280-43999-B-1 MS
Matrix: Water
Analysis Batch: 182026

Client Sample ID: Matrix Spike
Prep Type: Total/NA

Analyte	Sample Result	Sample Qualifier	Spike Added	MS Result	MS Qualifier	Unit	D	%Rec	%Rec. Limits
Benzene	0.16	U	5.00	4.96		ug/L		99	74 - 135
Bromodichloromethane	0.17	U	5.00	5.08		ug/L		102	73 - 135
Carbon tetrachloride	0.19	U	5.00	5.24		ug/L		105	67 - 135
Chlorobenzene	0.17	U	5.00	4.63		ug/L		93	76 - 135
Chloroform	0.16	U	5.00	4.96		ug/L		99	76 - 120
1,1-Dichloroethane	0.22	U	5.00	5.12		ug/L		102	75 - 135
trans-1,2-Dichloroethene	0.15	U	5.00	5.15		ug/L		103	75 - 135
1,1-Dichloroethene	0.23	U	5.00	4.81		ug/L		96	71 - 136
1,2-Dichloropropane	0.18	U	5.00	4.99		ug/L		100	71 - 120
Ethylbenzene	0.16	U	5.00	4.59		ug/L		92	72 - 120
Methylene Chloride	0.32	U	5.00	4.15		ug/L		83	54 - 141
Tetrachloroethene	0.20	U	5.00	4.55		ug/L		91	70 - 135
1,1,1-Trichloroethane	0.16	U	5.00	5.04		ug/L		101	70 - 135
Trichloroethene	0.16	U	5.00	5.10		ug/L		102	73 - 135
1,3-Dichlorobenzene	0.13	U	5.00	4.95		ug/L		99	74 - 135
Toluene	0.17	U	5.00	5.27		ug/L		105	73 - 120

Surrogate	*MS %Recovery*	*MS Qualifier*	*Limits*
1,2-Dichloroethane-d4 (Surr)	*98*		*70 - 127*

Method: 8260B - Volatile Organic Compounds (GC/MS) (Continued)

Lab Sample ID: 280-43999-B-1 MS
Matrix: Water
Analysis Batch: 182026

Client Sample ID: Matrix Spike
Prep Type: Total/NA

Surrogate	*MS %Recovery*	*MS Qualifier*	*Limits*
Toluene-d8 (Surr)	*93*		*80 - 125*
4-Bromofluorobenzene (Surr)	*106*		*78 - 120*
Dibromofluoromethane (Surr)	*105*		*77 - 120*

Lab Sample ID: 280-43999-B-1 MSD
Matrix: Water
Analysis Batch: 182026

Client Sample ID: Matrix Spike Duplicate
Prep Type: Total/NA

Analyte	Sample Result	Sample Qualifier	Spike Added	MSD Result	MSD Qualifier	Unit	D	%Rec	%Rec. Limits	RPD	RPD Limit
Benzene	0.16	U	5.00	4.71		ug/L		94	74 - 135	5	20
Bromodichloromethane	0.17	U	5.00	4.77		ug/L		95	73 - 135	6	20
Carbon tetrachloride	0.19	U	5.00	5.07		ug/L		101	67 - 135	3	21
Chlorobenzene	0.17	U	5.00	4.67		ug/L		93	76 - 135	1	20
Chloroform	0.16	U	5.00	4.78		ug/L		96	76 - 120	4	20
1,1-Dichloroethane	0.22	U	5.00	4.84		ug/L		97	75 - 135	6	21
trans-1,2-Dichloroethene	0.15	U	5.00	4.91		ug/L		98	75 - 135	5	24
1,1-Dichloroethene	0.23	U	5.00	4.59		ug/L		92	71 - 136	5	20
1,2-Dichloropropane	0.18	U	5.00	4.57		ug/L		91	71 - 120	9	20
Ethylbenzene	0.16	U	5.00	4.57		ug/L		91	72 - 120	0	26
Methylene Chloride	0.32	U	5.00	3.94		ug/L		79	54 - 141	5	20
Tetrachloroethene	0.20	U	5.00	4.60		ug/L		92	70 - 135	1	20
1,1,1-Trichloroethane	0.16	U	5.00	4.86		ug/L		97	70 - 135	4	20
Trichloroethene	0.16	U	5.00	4.75		ug/L		95	73 - 135	7	20
1,3-Dichlorobenzene	0.13	U	5.00	4.62		ug/L		92	74 - 135	7	20
Toluene	0.17	U	5.00	4.85		ug/L		97	73 - 120	8	20

Surrogate	*MSD %Recovery*	*MSD Qualifier*	*Limits*
1,2-Dichloroethane-d4 (Surr)	*96*		*70 - 127*
Toluene-d8 (Surr)	*94*		*80 - 125*
4-Bromofluorobenzene (Surr)	*102*		*78 - 120*
Dibromofluoromethane (Surr)	*104*		*77 - 120*

Method: 8011 - EDB, DBCP, and 1,2,3-TCP (GC)

Lab Sample ID: MB 280-180871/4-A
Matrix: Water
Analysis Batch: 180898

Client Sample ID: Method Blank
Prep Type: Total/NA
Prep Batch: 180871

Analyte	MB Result	MB Qualifier	RL	MDL	Unit	D	Prepared	Analyzed	Dil Fac
1,2-Dibromoethane	0.0037	U	0.020	0.0037	ug/L		06/28/13 07:53	06/28/13 10:28	1
1,2-Dibromo-3-Chloropropane	0.0068	U	0.020	0.0068	ug/L		06/28/13 07:53	06/28/13 10:28	1

Surrogate	*MB %Recovery*	*MB Qualifier*	*Limits*	*Prepared*	*Analyzed*	*Dil Fac*
1,2-Dibromopropane	*128*		*70 - 130*	*06/28/13 07:53*	*06/28/13 10:28*	*1*

Method: 8011 - EDB, DBCP, and 1,2,3-TCP (GC) (Continued)

Lab Sample ID: LCS 280-180871/2-A — **Client Sample ID: Lab Control Sample**
Matrix: Water — **Prep Type: Total/NA**
Analysis Batch: 180898 — **Prep Batch: 180871**

Analyte	Spike Added	LCS Result	LCS Qualifier	Unit	D	%Rec	%Rec. Limits
1,2-Dibromoethane	0.250	0.237		ug/L		95	70 - 130
1,2-Dibromo-3-Chloropropane	0.250	0.243		ug/L		97	70 - 130

Surrogate	*LCS %Recovery*	*LCS Qualifier*	*Limits*
1,2-Dibromopropane	*115*		*70 - 130*

Lab Sample ID: LCSD 280-180871/3-A — **Client Sample ID: Lab Control Sample Dup**
Matrix: Water — **Prep Type: Total/NA**
Analysis Batch: 180898 — **Prep Batch: 180871**

Analyte	Spike Added	LCSD Result	LCSD Qualifier	Unit	D	%Rec	%Rec. Limits	RPD	RPD Limit
1,2-Dibromoethane	0.250	0.241		ug/L		96	70 - 130	2	10
1,2-Dibromo-3-Chloropropane	0.250	0.247		ug/L		99	70 - 130	2	10

Surrogate	*LCSD %Recovery*	*LCSD Qualifier*	*Limits*
1,2-Dibromopropane	*117*		*70 - 130*

Lab Sample ID: MB 280-181289/4-A — **Client Sample ID: Method Blank**
Matrix: Water — **Prep Type: Total/NA**
Analysis Batch: 181311 — **Prep Batch: 181289**

Analyte	MB Result	MB Qualifier	RL	MDL	Unit	D	Prepared	Analyzed	Dil Fac
1,2-Dibromoethane	0.0037	U	0.020	0.0037	ug/L		07/02/13 09:41	07/02/13 12:56	1
1,2-Dibromo-3-Chloropropane	0.0068	U	0.020	0.0068	ug/L		07/02/13 09:41	07/02/13 12:56	1

Surrogate	*MB %Recovery*	*MB Qualifier*	*Limits*	*Prepared*	*Analyzed*	*Dil Fac*
1,2-Dibromopropane	*113*		*70 - 130*	*07/02/13 09:41*	*07/02/13 12:56*	*1*

Lab Sample ID: LCS 280-181289/2-A — **Client Sample ID: Lab Control Sample**
Matrix: Water — **Prep Type: Total/NA**
Analysis Batch: 181311 — **Prep Batch: 181289**

Analyte	Spike Added	LCS Result	LCS Qualifier	Unit	D	%Rec	%Rec. Limits
1,2-Dibromoethane	0.250	0.248		ug/L		99	70 - 130
1,2-Dibromo-3-Chloropropane	0.250	0.257		ug/L		103	70 - 130

Surrogate	*LCS %Recovery*	*LCS Qualifier*	*Limits*
1,2-Dibromopropane	*117*		*70 - 130*

Lab Sample ID: LCSD 280-181289/3-A — **Client Sample ID: Lab Control Sample Dup**
Matrix: Water — **Prep Type: Total/NA**
Analysis Batch: 181311 — **Prep Batch: 181289**

Analyte	Spike Added	LCSD Result	LCSD Qualifier	Unit	D	%Rec	%Rec. Limits	RPD	RPD Limit
1,2-Dibromoethane	0.250	0.247		ug/L		99	70 - 130	0	10
1,2-Dibromo-3-Chloropropane	0.250	0.255		ug/L		102	70 - 130	1	10

Method: 8011 - EDB, DBCP, and 1,2,3-TCP (GC) (Continued)

Lab Sample ID: LCSD 280-181289/3-A
Matrix: Water
Analysis Batch: 181311

Client Sample ID: Lab Control Sample Dup
Prep Type: Total/NA
Prep Batch: 181289

Surrogate	*LCSD %Recovery*	*LCSD Qualifier*	*Limits*
1,2-Dibromopropane	*116*		*70 - 130*

Method: 6010B - Metals (ICP)

Lab Sample ID: MB 280-180807/1-A
Matrix: Water
Analysis Batch: 181567

Client Sample ID: Method Blank
Prep Type: Total Recoverable
Prep Batch: 180807

Analyte	MB Result	MB Qualifier	RL	MDL	Unit	D	Prepared	Analyzed	Dil Fac
Aluminum	18	U	100	18	ug/L		07/01/13 08:00	07/03/13 16:38	1
Barium	0.58	U	10	0.58	ug/L		07/01/13 08:00	07/03/13 16:38	1
Cadmium	0.45	U	5.0	0.45	ug/L		07/01/13 08:00	07/03/13 16:38	1
Cobalt	1.2	U	10	1.2	ug/L		07/01/13 08:00	07/03/13 16:38	1
Chromium	0.66	U	10	0.66	ug/L		07/01/13 08:00	07/03/13 16:38	1
Copper	1.4	U	15	1.4	ug/L		07/01/13 08:00	07/03/13 16:38	1
Nickel	1.3	U	40	1.3	ug/L		07/01/13 08:00	07/03/13 16:38	1
Lead	2.6	U	9.0	2.6	ug/L		07/01/13 08:00	07/03/13 16:38	1
Selenium	4.9	U	15	4.9	ug/L		07/01/13 08:00	07/03/13 16:38	1
Iron	22	U	100	22	ug/L		07/01/13 08:00	07/03/13 16:38	1
Vanadium	1.1	U	10	1.1	ug/L		07/01/13 08:00	07/03/13 16:38	1
Zinc	4.5	U	20	4.5	ug/L		07/01/13 08:00	07/03/13 16:38	1
Silver	1.18	I	10	0.93	ug/L		07/01/13 08:00	07/03/13 16:38	1
Manganese	0.25	U	10	0.25	ug/L		07/01/13 08:00	07/03/13 16:38	1
Sodium	0.092	U	1.0	0.092	mg/L		07/01/13 08:00	07/03/13 16:38	1

Lab Sample ID: LCS 280-180807/2-A
Matrix: Water
Analysis Batch: 181567

Client Sample ID: Lab Control Sample
Prep Type: Total Recoverable
Prep Batch: 180807

Analyte	Spike Added	LCS Result	LCS Qualifier	Unit	D	%Rec	%Rec. Limits
Aluminum	2000	1950		ug/L		97	87 - 111
Barium	2000	2050		ug/L		103	90 - 112
Cadmium	100	109		ug/L		109	88 - 111
Cobalt	500	504		ug/L		101	89 - 111
Chromium	200	203		ug/L		102	90 - 113
Copper	250	262		ug/L		105	86 - 112
Nickel	500	502		ug/L		100	89 - 111
Lead	500	508		ug/L		102	89 - 110
Selenium	2000	2040		ug/L		102	85 - 112
Iron	1000	1090		ug/L		109	89 - 115
Vanadium	500	526		ug/L		105	90 - 111
Zinc	500	491		ug/L		98	85 - 111
Silver	50.0	48.3		ug/L		97	86 - 115
Manganese	500	489		ug/L		98	90 - 110
Sodium	50.0	52.5		mg/L		105	90 - 115

Method: 6010B - Metals (ICP) (Continued)

Lab Sample ID: 280-43805-G-1-B MS — **Client Sample ID: Matrix Spike**
Matrix: Water — **Prep Type: Total Recoverable**
Analysis Batch: 181567 — **Prep Batch: 180807**

Analyte	Sample Result	Sample Qualifier	Spike Added	MS Result	MS Qualifier	Unit	D	%Rec	%Rec. Limits
Aluminum	46	I	2000	2010		ug/L		98	83 - 119
Barium	84		2000	2170		ug/L		104	85 - 120
Cadmium	1.1	I	100	113		ug/L		112	82 - 119
Cobalt	1.2	U	500	494		ug/L		99	82 - 119
Chromium	1.1	I	200	205		ug/L		102	73 - 135
Copper	33		250	297		ug/L		106	82 - 129
Nickel	1.4	I	500	494		ug/L		98	84 - 120
Lead	2.6	U	500	492		ug/L		98	89 - 121
Selenium	9.9	I	2000	2120		ug/L		106	71 - 140
Iron	730		1000	1340		ug/L		61	52 - 155
Vanadium	1.9	I	500	531		ug/L		106	85 - 120
Zinc	30		500	509		ug/L		96	60 - 137
Silver	0.93	U	50.0	49.7		ug/L		99	75 - 141
Manganese	6.9	I	500	491		ug/L		97	79 - 121
Sodium	63		50.0	120		mg/L		115	70 - 203

Lab Sample ID: 280-43805-G-1-C MSD — **Client Sample ID: Matrix Spike Duplicate**
Matrix: Water — **Prep Type: Total Recoverable**
Analysis Batch: 181567 — **Prep Batch: 180807**

Analyte	Sample Result	Sample Qualifier	Spike Added	MSD Result	MSD Qualifier	Unit	D	%Rec	%Rec. Limits	RPD	RPD Limit
Aluminum	46	I	2000	2020		ug/L		98	83 - 119	0	20
Barium	84		2000	2160		ug/L		104	85 - 120	1	20
Cadmium	1.1	I	100	112		ug/L		111	82 - 119	0	20
Cobalt	1.2	U	500	495		ug/L		99	82 - 119	0	20
Chromium	1.1	I	200	205		ug/L		102	73 - 135	0	20
Copper	33		250	297		ug/L		105	82 - 129	0	20
Nickel	1.4	I	500	491		ug/L		98	84 - 120	1	20
Lead	2.6	U	500	488		ug/L		98	89 - 121	1	20
Selenium	9.9	I	2000	2110		ug/L		105	71 - 140	0	20
Iron	730		1000	1360		ug/L		64	52 - 155	2	20
Vanadium	1.9	I	500	530		ug/L		106	85 - 120	0	20
Zinc	30		500	507		ug/L		95	60 - 137	0	20
Silver	0.93	U	50.0	49.7		ug/L		99	75 - 141	0	20
Manganese	6.9	I	500	490		ug/L		97	79 - 121	0	20
Sodium	63		50.0	119		mg/L		112	70 - 203	1	20

Lab Sample ID: MB 280-181002/1-A — **Client Sample ID: Method Blank**
Matrix: Water — **Prep Type: Total Recoverable**
Analysis Batch: 181417 — **Prep Batch: 181002**

Analyte	MB Result	MB Qualifier	RL	MDL	Unit	D	Prepared	Analyzed	Dil Fac
Barium	3.43	I	10	0.58	ug/L		07/02/13 08:30	07/02/13 21:49	1
Cadmium	0.45	U	5.0	0.45	ug/L		07/02/13 08:30	07/02/13 21:49	1
Cobalt	1.2	U	10	1.2	ug/L		07/02/13 08:30	07/02/13 21:49	1
Chromium	0.66	U	10	0.66	ug/L		07/02/13 08:30	07/02/13 21:49	1
Copper	1.4	U	15	1.4	ug/L		07/02/13 08:30	07/02/13 21:49	1
Nickel	1.3	U	40	1.3	ug/L		07/02/13 08:30	07/02/13 21:49	1

Method: 6010B - Metals (ICP) (Continued)

Lab Sample ID: MB 280-181002/1-A — **Client Sample ID: Method Blank**
Matrix: Water — **Prep Type: Total Recoverable**
Analysis Batch: 181417 — **Prep Batch: 181002**

Analyte	MB Result	MB Qualifier	RL	MDL	Unit	D	Prepared	Analyzed	Dil Fac
Lead	2.6	U	9.0	2.6	ug/L		07/02/13 08:30	07/02/13 21:49	1
Selenium	4.9	U	15	4.9	ug/L		07/02/13 08:30	07/02/13 21:49	1
Vanadium	1.1	U	10	1.1	ug/L		07/02/13 08:30	07/02/13 21:49	1
Zinc	4.5	U	20	4.5	ug/L		07/02/13 08:30	07/02/13 21:49	1
Silver	0.93	U	10	0.93	ug/L		07/02/13 08:30	07/02/13 21:49	1
Manganese	0.300	I	10	0.25	ug/L		07/02/13 08:30	07/02/13 21:49	1

Lab Sample ID: MB 280-181002/1-A — **Client Sample ID: Method Blank**
Matrix: Water — **Prep Type: Total Recoverable**
Analysis Batch: 181569 — **Prep Batch: 181002**

Analyte	MB Result	MB Qualifier	RL	MDL	Unit	D	Prepared	Analyzed	Dil Fac
Aluminum	18	U	100	18	ug/L		07/02/13 08:30	07/03/13 21:45	1
Iron	22	U	100	22	ug/L		07/02/13 08:30	07/03/13 21:45	1
Sodium	0.092	U	1.0	0.092	mg/L		07/02/13 08:30	07/03/13 21:45	1

Lab Sample ID: LCS 280-181002/2-A — **Client Sample ID: Lab Control Sample**
Matrix: Water — **Prep Type: Total Recoverable**
Analysis Batch: 181417 — **Prep Batch: 181002**

Analyte	Spike Added	LCS Result	LCS Qualifier	Unit	D	%Rec	%Rec. Limits
Barium	2000	2030		ug/L		102	90 - 112
Cadmium	100	108		ug/L		108	88 - 111
Cobalt	500	507		ug/L		101	89 - 111
Chromium	200	204		ug/L		102	90 - 113
Copper	250	258		ug/L		103	86 - 112
Nickel	500	504		ug/L		101	89 - 111
Lead	500	513		ug/L		103	89 - 110
Selenium	2000	1990		ug/L		100	85 - 112
Vanadium	500	532		ug/L		106	90 - 111
Zinc	500	515		ug/L		103	85 - 111
Silver	50.0	50.9		ug/L		102	86 - 115
Manganese	500	500		ug/L		100	90 - 110

Lab Sample ID: LCS 280-181002/2-A — **Client Sample ID: Lab Control Sample**
Matrix: Water — **Prep Type: Total Recoverable**
Analysis Batch: 181569 — **Prep Batch: 181002**

Analyte	Spike Added	LCS Result	LCS Qualifier	Unit	D	%Rec	%Rec. Limits
Aluminum	2000	1880		ug/L		94	87 - 111
Iron	1000	1090		ug/L		109	89 - 115
Sodium	50.0	52.1		mg/L		104	90 - 115

Lab Sample ID: 280-43853-1 MS — **Client Sample ID: MW-8R**
Matrix: Water — **Prep Type: Total Recoverable**
Analysis Batch: 181417 — **Prep Batch: 181002**

Analyte	Sample Result	Sample Qualifier	Spike Added	MS Result	MS Qualifier	Unit	D	%Rec	%Rec. Limits
Barium	17	V	2000	2010		ug/L		100	85 - 120

Method: 6010B - Metals (ICP) (Continued)

Lab Sample ID: 280-43853-1 MS — **Client Sample ID: MW-8R**
Matrix: Water — **Prep Type: Total Recoverable**
Analysis Batch: 181417 — **Prep Batch: 181002**

Analyte	Sample Result	Sample Qualifier	Spike Added	MS Result	MS Qualifier	Unit	D	%Rec	%Rec. Limits
Cadmium	0.45	U	100	107		ug/L		107	82 - 119
Cobalt	1.2	U	500	500		ug/L		100	82 - 119
Chromium	3.6	I	200	205		ug/L		101	73 - 135
Copper	2.2	I	250	257		ug/L		102	82 - 129
Nickel	1.3	U	500	496		ug/L		99	84 - 120
Lead	2.6	U	500	505		ug/L		101	89 - 121
Selenium	4.9	U	2000	1960		ug/L		98	71 - 140
Vanadium	4.4	I	500	532		ug/L		106	85 - 120
Zinc	6.9	I	500	509		ug/L		100	60 - 137
Silver	0.93	U	50.0	50.4		ug/L		101	75 - 141
Manganese	7.0	I	500	504		ug/L		99	79 - 121

Lab Sample ID: 280-43853-1 MS — **Client Sample ID: MW-8R**
Matrix: Water — **Prep Type: Total Recoverable**
Analysis Batch: 181569 — **Prep Batch: 181002**

Analyte	Sample Result	Sample Qualifier	Spike Added	MS Result	MS Qualifier	Unit	D	%Rec	%Rec. Limits
Aluminum	1400		2000	4270	J3	ug/L		144	83 - 119
Iron	1100		1000	2160		ug/L		108	52 - 155
Sodium	14		50.0	64.9		mg/L		103	70 - 203

Lab Sample ID: 280-43853-1 MSD — **Client Sample ID: MW-8R**
Matrix: Water — **Prep Type: Total Recoverable**
Analysis Batch: 181417 — **Prep Batch: 181002**

Analyte	Sample Result	Sample Qualifier	Spike Added	MSD Result	MSD Qualifier	Unit	D	%Rec	%Rec. Limits	RPD	RPD Limit
Barium	17	V	2000	1990		ug/L		99	85 - 120	1	20
Cadmium	0.45	U	100	106		ug/L		106	82 - 119	1	20
Cobalt	1.2	U	500	495		ug/L		99	82 - 119	1	20
Chromium	3.6	I	200	204		ug/L		100	73 - 135	1	20
Copper	2.2	I	250	254		ug/L		101	82 - 129	1	20
Nickel	1.3	U	500	494		ug/L		99	84 - 120	1	20
Lead	2.6	U	500	502		ug/L		100	89 - 121	1	20
Selenium	4.9	U	2000	1950		ug/L		97	71 - 140	1	20
Vanadium	4.4	I	500	529		ug/L		105	85 - 120	1	20
Zinc	6.9	I	500	510		ug/L		101	60 - 137	0	20
Silver	0.93	U	50.0	48.9		ug/L		98	75 - 141	3	20
Manganese	7.0	I	500	501		ug/L		99	79 - 121	1	20

Lab Sample ID: 280-43853-1 MSD — **Client Sample ID: MW-8R**
Matrix: Water — **Prep Type: Total Recoverable**
Analysis Batch: 181569 — **Prep Batch: 181002**

Analyte	Sample Result	Sample Qualifier	Spike Added	MSD Result	MSD Qualifier	Unit	D	%Rec	%Rec. Limits	RPD	RPD Limit
Aluminum	1400		2000	4300	J3	ug/L		145	83 - 119	1	20
Iron	1100		1000	2200		ug/L		112	52 - 155	2	20
Sodium	14		50.0	63.9		mg/L		101	70 - 203	2	20

Method: 6020 - Metals (ICP/MS)

Lab Sample ID: MB 280-180809/1-A — **Client Sample ID: Method Blank**
Matrix: Water — **Prep Type: Total Recoverable**
Analysis Batch: 181450 — **Prep Batch: 180809**

Analyte	MB Result	MB Qualifier	RL	MDL	Unit	D	Prepared	Analyzed	Dil Fac
Antimony	0.40	U	2.0	0.40	ug/L		07/01/13 08:00	07/03/13 03:28	1
Arsenic	0.33	U	5.0	0.33	ug/L		07/01/13 08:00	07/03/13 03:28	1
Beryllium	0.080	U	1.0	0.080	ug/L		07/01/13 08:00	07/03/13 03:28	1
Thallium	0.050	U	1.0	0.050	ug/L		07/01/13 08:00	07/03/13 03:28	1

Lab Sample ID: LCS 280-180809/2-A — **Client Sample ID: Lab Control Sample**
Matrix: Water — **Prep Type: Total Recoverable**
Analysis Batch: 181450 — **Prep Batch: 180809**

Analyte	Spike Added	LCS Result	LCS Qualifier	Unit	D	%Rec	%Rec. Limits
Antimony	40.0	40.3		ug/L		101	85 - 115
Arsenic	40.0	41.6		ug/L		104	85 - 117
Beryllium	40.0	41.0		ug/L		102	80 - 125
Thallium	40.0	41.1		ug/L		103	85 - 118

Lab Sample ID: 280-43807-10 MS — **Client Sample ID: MW-FL1**
Matrix: Water — **Prep Type: Total Recoverable**
Analysis Batch: 181450 — **Prep Batch: 180809**

Analyte	Sample Result	Sample Qualifier	Spike Added	MS Result	MS Qualifier	Unit	D	%Rec	%Rec. Limits
Antimony	0.40	U	40.0	40.0		ug/L		100	85 - 115
Arsenic	0.44	I	40.0	42.0		ug/L		104	85 - 117
Beryllium	0.080	U	40.0	43.1		ug/L		108	80 - 125
Thallium	0.15	I	40.0	41.1		ug/L		102	85 - 118

Lab Sample ID: 280-43807-10 MSD — **Client Sample ID: MW-FL1**
Matrix: Water — **Prep Type: Total Recoverable**
Analysis Batch: 181450 — **Prep Batch: 180809**

Analyte	Sample Result	Sample Qualifier	Spike Added	MSD Result	MSD Qualifier	Unit	D	%Rec	%Rec. Limits	RPD	RPD Limit
Antimony	0.40	U	40.0	39.3		ug/L		98	85 - 115	2	20
Arsenic	0.44	I	40.0	42.2		ug/L		104	85 - 117	0	20
Beryllium	0.080	U	40.0	43.1		ug/L		108	80 - 125	0	20
Thallium	0.15	I	40.0	40.8		ug/L		102	85 - 118	1	20

Lab Sample ID: MB 280-181003/1-A — **Client Sample ID: Method Blank**
Matrix: Water — **Prep Type: Total Recoverable**
Analysis Batch: 181450 — **Prep Batch: 181003**

Analyte	MB Result	MB Qualifier	RL	MDL	Unit	D	Prepared	Analyzed	Dil Fac
Antimony	0.40	U	2.0	0.40	ug/L		07/02/13 08:30	07/03/13 05:06	1
Arsenic	0.33	U	5.0	0.33	ug/L		07/02/13 08:30	07/03/13 05:06	1
Beryllium	0.080	U	1.0	0.080	ug/L		07/02/13 08:30	07/03/13 05:06	1
Thallium	0.050	U	1.0	0.050	ug/L		07/02/13 08:30	07/03/13 05:06	1

Method: 6020 - Metals (ICP/MS) (Continued)

Lab Sample ID: LCS 280-181003/2-A — **Client Sample ID: Lab Control Sample**
Matrix: Water — **Prep Type: Total Recoverable**
Analysis Batch: 181450 — **Prep Batch: 181003**

Analyte	Spike Added	LCS Result	LCS Qualifier	Unit	D	%Rec	%Rec. Limits
Antimony	40.0	39.3		ug/L		98	85 - 115
Arsenic	40.0	40.3		ug/L		101	85 - 117
Beryllium	40.0	42.9		ug/L		107	80 - 125
Thallium	40.0	41.0		ug/L		102	85 - 118

Lab Sample ID: 280-43853-2 MS — **Client Sample ID: MW-7A**
Matrix: Water — **Prep Type: Total Recoverable**
Analysis Batch: 181450 — **Prep Batch: 181003**

Analyte	Sample Result	Sample Qualifier	Spike Added	MS Result	MS Qualifier	Unit	D	%Rec	%Rec. Limits
Antimony	0.40	U	40.0	39.6		ug/L		99	85 - 115
Arsenic	0.33	U	40.0	42.1		ug/L		105	85 - 117
Beryllium	0.080	U	40.0	42.8		ug/L		107	80 - 125
Thallium	0.078	I	40.0	40.5		ug/L		101	85 - 118

Lab Sample ID: 280-43853-2 MSD — **Client Sample ID: MW-7A**
Matrix: Water — **Prep Type: Total Recoverable**
Analysis Batch: 181450 — **Prep Batch: 181003**

Analyte	Sample Result	Sample Qualifier	Spike Added	MSD Result	MSD Qualifier	Unit	D	%Rec	%Rec. Limits	RPD	RPD Limit
Antimony	0.40	U	40.0	38.5		ug/L		96	85 - 115	3	20
Arsenic	0.33	U	40.0	41.4		ug/L		104	85 - 117	2	20
Beryllium	0.080	U	40.0	43.2		ug/L		108	80 - 125	1	20
Thallium	0.078	I	40.0	39.8		ug/L		99	85 - 118	2	20

Method: 7470A - Mercury (CVAA)

Lab Sample ID: MB 280-180900/1-A — **Client Sample ID: Method Blank**
Matrix: Water — **Prep Type: Total/NA**
Analysis Batch: 181097 — **Prep Batch: 180900**

Analyte	MB Result	MB Qualifier	RL	MDL	Unit	D	Prepared	Analyzed	Dil Fac
Mercury	0.027	U	0.20	0.027	ug/L		06/28/13 12:00	06/28/13 17:17	1

Lab Sample ID: LCS 280-180900/2-A — **Client Sample ID: Lab Control Sample**
Matrix: Water — **Prep Type: Total/NA**
Analysis Batch: 181097 — **Prep Batch: 180900**

Analyte	Spike Added	LCS Result	LCS Qualifier	Unit	D	%Rec	%Rec. Limits
Mercury	5.00	4.96		ug/L		99	84 - 120

Lab Sample ID: 280-43804-H-1-F MS — **Client Sample ID: Matrix Spike**
Matrix: Water — **Prep Type: Total/NA**
Analysis Batch: 181097 — **Prep Batch: 180900**

Analyte	Sample Result	Sample Qualifier	Spike Added	MS Result	MS Qualifier	Unit	D	%Rec	%Rec. Limits
Mercury	0.027	U	5.00	3.19	J3	ug/L		64	75 - 125

Method: 7470A - Mercury (CVAA) (Continued)

Lab Sample ID: 280-43804-H-1-G MSD — **Client Sample ID: Matrix Spike Duplicate**
Matrix: Water — **Prep Type: Total/NA**
Analysis Batch: 181097 — **Prep Batch: 180900**

Analyte	Sample Result	Sample Qualifier	Spike Added	MSD Result	MSD Qualifier	Unit	D	%Rec	%Rec. Limits	RPD	RPD Limit
Mercury	0.027	U	5.00	3.24	J3	ug/L		65	75 - 125	1	20

Lab Sample ID: MB 280-181110/1-A — **Client Sample ID: Method Blank**
Matrix: Water — **Prep Type: Total/NA**
Analysis Batch: 181270 — **Prep Batch: 181110**

Analyte	MB Result	MB Qualifier	RL	MDL	Unit	D	Prepared	Analyzed	Dil Fac
Mercury	0.027	U	0.20	0.027	ug/L		07/01/13 13:20	07/01/13 18:27	1

Lab Sample ID: LCS 280-181110/2-A — **Client Sample ID: Lab Control Sample**
Matrix: Water — **Prep Type: Total/NA**
Analysis Batch: 181270 — **Prep Batch: 181110**

Analyte	Spike Added	LCS Result	LCS Qualifier	Unit	D	%Rec	%Rec. Limits
Mercury	5.00	5.02		ug/L		100	84 - 120

Lab Sample ID: 280-43890-C-2-C MS — **Client Sample ID: Matrix Spike**
Matrix: Water — **Prep Type: Total/NA**
Analysis Batch: 181270 — **Prep Batch: 181110**

Analyte	Sample Result	Sample Qualifier	Spike Added	MS Result	MS Qualifier	Unit	D	%Rec	%Rec. Limits
Mercury	1.3		5.00	6.05		ug/L		95	75 - 125

Lab Sample ID: 280-43890-C-2-D MSD — **Client Sample ID: Matrix Spike Duplicate**
Matrix: Water — **Prep Type: Total/NA**
Analysis Batch: 181270 — **Prep Batch: 181110**

Analyte	Sample Result	Sample Qualifier	Spike Added	MSD Result	MSD Qualifier	Unit	D	%Rec	%Rec. Limits	RPD	RPD Limit
Mercury	1.3		5.00	6.01		ug/L		95	75 - 125	1	20

Method: 300.0 - Anions, Ion Chromatography

Lab Sample ID: MB 280-180856/6 — **Client Sample ID: Method Blank**
Matrix: Water — **Prep Type: Total/NA**
Analysis Batch: 180856

Analyte	MB Result	MB Qualifier	RL	MDL	Unit	D	Prepared	Analyzed	Dil Fac
Chloride	0.25	U	3.0	0.25	mg/L			06/27/13 10:42	1

Lab Sample ID: LCS 280-180856/4 — **Client Sample ID: Lab Control Sample**
Matrix: Water — **Prep Type: Total/NA**
Analysis Batch: 180856

Analyte	Spike Added	LCS Result	LCS Qualifier	Unit	D	%Rec	%Rec. Limits
Chloride	25.0	25.5		mg/L		102	90 - 110

Method: 300.0 - Anions, Ion Chromatography (Continued)

Lab Sample ID: LCSD 280-180856/5 — **Client Sample ID: Lab Control Sample Dup**
Matrix: Water — **Prep Type: Total/NA**
Analysis Batch: 180856

Analyte			Spike Added	LCSD Result	LCSD Qualifier	Unit	D	%Rec	%Rec. Limits	RPD	RPD Limit
Chloride			25.0	25.5		mg/L		102	90 - 110	0	10

Lab Sample ID: MRL 280-180856/3 MRL — **Client Sample ID: Lab Control Sample**
Matrix: Water — **Prep Type: Total/NA**
Analysis Batch: 180856

Analyte			Spike Added	MRL Result	MRL Qualifier	Unit	D	%Rec	%Rec. Limits		
Chloride			1.00	1.09	I	mg/L		109	50 - 150		

Lab Sample ID: 280-43807-7 MS — **Client Sample ID: MW-5A**
Matrix: Water — **Prep Type: Total/NA**
Analysis Batch: 180856

Analyte	Sample Result	Sample Qualifier	Spike Added	MS Result	MS Qualifier	Unit	D	%Rec	%Rec. Limits		
Chloride	2.7	I	25.0	30.1		mg/L		110	80 - 120		

Lab Sample ID: 280-43807-7 MSD — **Client Sample ID: MW-5A**
Matrix: Water — **Prep Type: Total/NA**
Analysis Batch: 180856

Analyte	Sample Result	Sample Qualifier	Spike Added	MSD Result	MSD Qualifier	Unit	D	%Rec	%Rec. Limits	RPD	RPD Limit
Chloride	2.7	I	25.0	30.4		mg/L		111	80 - 120	1	20

Lab Sample ID: 280-43807-7 DU — **Client Sample ID: MW-5A**
Matrix: Water — **Prep Type: Total/NA**
Analysis Batch: 180856

Analyte	Sample Result	Sample Qualifier		DU Result	DU Qualifier	Unit	D			RPD	RPD Limit
Chloride	2.7	I		2.65	I	mg/L				0.3	15

Lab Sample ID: MB 280-180857/6 — **Client Sample ID: Method Blank**
Matrix: Water — **Prep Type: Total/NA**
Analysis Batch: 180857

Analyte	MB Result	MB Qualifier	RL	MDL	Unit	D	Prepared	Analyzed	Dil Fac
Nitrate as N	0.042	U	0.50	0.042	mg/L			06/27/13 10:42	1

Lab Sample ID: LCS 280-180857/4 — **Client Sample ID: Lab Control Sample**
Matrix: Water — **Prep Type: Total/NA**
Analysis Batch: 180857

Analyte			Spike Added	LCS Result	LCS Qualifier	Unit	D	%Rec	%Rec. Limits		
Nitrate as N			5.00	5.05		mg/L		101	90 - 110		

Lab Sample ID: LCSD 280-180857/5 — **Client Sample ID: Lab Control Sample Dup**
Matrix: Water — **Prep Type: Total/NA**
Analysis Batch: 180857

Analyte			Spike Added	LCSD Result	LCSD Qualifier	Unit	D	%Rec	%Rec. Limits	RPD	RPD Limit
Nitrate as N			5.00	5.05		mg/L		101	90 - 110	0	10

QC Sample Results

Client: Waste Management
Project/Site: FL26|Vista

TestAmerica Job ID: 280-43807-1

Lab Sample ID: MRL 280-180857/3 MRL — **Client Sample ID: Lab Control Sample**
Matrix: Water — **Prep Type: Total/NA**
Analysis Batch: 180857

Analyte			Spike Added	MRL Result	MRL Qualifier	Unit	D	%Rec	%Rec. Limits		
Nitrate as N			0.200	0.236	I	mg/L		118	50 - 150		

Lab Sample ID: 280-43807-7 MS — **Client Sample ID: MW-5A**
Matrix: Water — **Prep Type: Total/NA**
Analysis Batch: 180857

Analyte	Sample Result	Sample Qualifier	Spike Added	MS Result	MS Qualifier	Unit	D	%Rec	%Rec. Limits		
Nitrate as N	2.7		5.00	8.17		mg/L		110	80 - 120		

Lab Sample ID: 280-43807-7 MSD — **Client Sample ID: MW-5A**
Matrix: Water — **Prep Type: Total/NA**
Analysis Batch: 180857

Analyte	Sample Result	Sample Qualifier	Spike Added	MSD Result	MSD Qualifier	Unit	D	%Rec	%Rec. Limits	RPD	RPD Limit
Nitrate as N	2.7		5.00	8.23		mg/L		111	80 - 120	1	20

Lab Sample ID: 280-43807-7 DU — **Client Sample ID: MW-5A**
Matrix: Water — **Prep Type: Total/NA**
Analysis Batch: 180857

Analyte	Sample Result	Sample Qualifier		DU Result	DU Qualifier	Unit	D			RPD	RPD Limit
Nitrate as N	2.7			2.65		mg/L				1	15

Lab Sample ID: MB 280-181166/6 — **Client Sample ID: Method Blank**
Matrix: Water — **Prep Type: Total/NA**
Analysis Batch: 181166

Analyte	MB Result	MB Qualifier	RL	MDL	Unit	D	Prepared	Analyzed	Dil Fac
Nitrate as N	0.042	U	0.50	0.042	mg/L			06/28/13 09:53	1

Lab Sample ID: LCS 280-181166/4 — **Client Sample ID: Lab Control Sample**
Matrix: Water — **Prep Type: Total/NA**
Analysis Batch: 181166

Analyte			Spike Added	LCS Result	LCS Qualifier	Unit	D	%Rec	%Rec. Limits		
Nitrate as N			5.00	4.87		mg/L		97	90 - 110		

Lab Sample ID: LCSD 280-181166/5 — **Client Sample ID: Lab Control Sample Dup**
Matrix: Water — **Prep Type: Total/NA**
Analysis Batch: 181166

Analyte			Spike Added	LCSD Result	LCSD Qualifier	Unit	D	%Rec	%Rec. Limits	RPD	RPD Limit
Nitrate as N			5.00	4.86		mg/L		97	90 - 110	0	10

Lab Sample ID: MRL 280-181166/3 MRL — **Client Sample ID: Lab Control Sample**
Matrix: Water — **Prep Type: Total/NA**
Analysis Batch: 181166

Analyte			Spike Added	MRL Result	MRL Qualifier	Unit	D	%Rec	%Rec. Limits		
Nitrate as N			0.200	0.201	I	mg/L		101	50 - 150		

Method: 300.0 - Anions, Ion Chromatography (Continued)

Lab Sample ID: 280-43853-2 MS — **Client Sample ID: MW-7A**
Matrix: Water — **Prep Type: Total/NA**
Analysis Batch: 181166

Analyte	Sample Result	Sample Qualifier	Spike Added	MS Result	MS Qualifier	Unit	D	%Rec	%Rec. Limits		
Nitrate as N	13		25.0	37.3		mg/L		99	80 - 120		

Lab Sample ID: 280-43853-2 MSD — **Client Sample ID: MW-7A**
Matrix: Water — **Prep Type: Total/NA**
Analysis Batch: 181166

Analyte	Sample Result	Sample Qualifier	Spike Added	MSD Result	MSD Qualifier	Unit	D	%Rec	%Rec. Limits	RPD	RPD Limit
Nitrate as N	13		25.0	37.4		mg/L		99	80 - 120	0	20

Lab Sample ID: 280-43853-8 MS — **Client Sample ID: MW-1B**
Matrix: Water — **Prep Type: Total/NA**
Analysis Batch: 181166

Analyte	Sample Result	Sample Qualifier	Spike Added	MS Result	MS Qualifier	Unit	D	%Rec	%Rec. Limits		
Nitrate as N	0.087	I	5.00	5.07		mg/L		100	80 - 120		

Lab Sample ID: 280-43853-8 MSD — **Client Sample ID: MW-1B**
Matrix: Water — **Prep Type: Total/NA**
Analysis Batch: 181166

Analyte	Sample Result	Sample Qualifier	Spike Added	MSD Result	MSD Qualifier	Unit	D	%Rec	%Rec. Limits	RPD	RPD Limit
Nitrate as N	0.087	I	5.00	5.06		mg/L		100	80 - 120	0	20

Lab Sample ID: 280-43853-2 DU — **Client Sample ID: MW-7A**
Matrix: Water — **Prep Type: Total/NA**
Analysis Batch: 181166

Analyte	Sample Result	Sample Qualifier		DU Result	DU Qualifier	Unit	D			RPD	RPD Limit
Nitrate as N	13			12.5		mg/L				1	15

Lab Sample ID: 280-43853-8 DU — **Client Sample ID: MW-1B**
Matrix: Water — **Prep Type: Total/NA**
Analysis Batch: 181166

Analyte	Sample Result	Sample Qualifier		DU Result	DU Qualifier	Unit	D			RPD	RPD Limit
Nitrate as N	0.087	I		0.0850	I	mg/L				2	15

Lab Sample ID: MB 280-181172/6 — **Client Sample ID: Method Blank**
Matrix: Water — **Prep Type: Total/NA**
Analysis Batch: 181172

Analyte	MB Result	MB Qualifier	RL	MDL	Unit	D	Prepared	Analyzed	Dil Fac
Chloride	0.25	U	3.0	0.25	mg/L			06/28/13 09:53	1

Lab Sample ID: LCS 280-181172/4 — **Client Sample ID: Lab Control Sample**
Matrix: Water — **Prep Type: Total/NA**
Analysis Batch: 181172

Analyte			Spike Added	LCS Result	LCS Qualifier	Unit	D	%Rec	%Rec. Limits		
Chloride			25.0	24.5		mg/L		98	90 - 110		

Lab Sample ID: LCSD 280-181172/5 — **Client Sample ID: Lab Control Sample Dup**
Matrix: Water — **Prep Type: Total/NA**
Analysis Batch: 181172

Analyte			Spike Added	LCSD Result	LCSD Qualifier	Unit	D	%Rec	%Rec. Limits	RPD	RPD Limit
Chloride			25.0	24.4		mg/L		98	90 - 110	0	10

Lab Sample ID: MRL 280-181172/3 MRL — **Client Sample ID: Lab Control Sample**
Matrix: Water — **Prep Type: Total/NA**
Analysis Batch: 181172

Analyte			Spike Added	MRL Result	MRL Qualifier	Unit	D	%Rec	%Rec. Limits		
Chloride			1.00	0.968	I	mg/L		97	50 - 150		

Lab Sample ID: 280-43853-8 MS — **Client Sample ID: MW-1B**
Matrix: Water — **Prep Type: Total/NA**
Analysis Batch: 181172

Analyte	Sample Result	Sample Qualifier	Spike Added	MS Result	MS Qualifier	Unit	D	%Rec	%Rec. Limits		
Chloride	6.8		25.0	32.5		mg/L		103	80 - 120		

Lab Sample ID: 280-43853-8 MSD — **Client Sample ID: MW-1B**
Matrix: Water — **Prep Type: Total/NA**
Analysis Batch: 181172

Analyte	Sample Result	Sample Qualifier	Spike Added	MSD Result	MSD Qualifier	Unit	D	%Rec	%Rec. Limits	RPD	RPD Limit
Chloride	6.8		25.0	32.5		mg/L		103	80 - 120	0	20

Lab Sample ID: 280-43853-8 DU — **Client Sample ID: MW-1B**
Matrix: Water — **Prep Type: Total/NA**
Analysis Batch: 181172

Analyte	Sample Result	Sample Qualifier		DU Result	DU Qualifier	Unit	D			RPD	RPD Limit
Chloride	6.8			6.79		mg/L				0.04	15

Method: 350.1 - Nitrogen, Ammonia

Lab Sample ID: MB 280-182149/21 — **Client Sample ID: Method Blank**
Matrix: Water — **Prep Type: Total/NA**
Analysis Batch: 182149

Analyte	MB Result	MB Qualifier	RL	MDL	Unit	D	Prepared	Analyzed	Dil Fac
Ammonia as N	0.022	U	0.10	0.022	mg/L			07/10/13 10:30	1

Lab Sample ID: MB 280-182149/60 — **Client Sample ID: Method Blank**
Matrix: Water — **Prep Type: Total/NA**
Analysis Batch: 182149

Analyte	MB Result	MB Qualifier	RL	MDL	Unit	D	Prepared	Analyzed	Dil Fac
Ammonia as N	0.022	U	0.10	0.022	mg/L			07/10/13 12:01	1

Method: 350.1 - Nitrogen, Ammonia (Continued)

Lab Sample ID: LCS 280-182149/19 — **Client Sample ID: Lab Control Sample**
Matrix: Water — **Prep Type: Total/NA**
Analysis Batch: 182149

Analyte	Spike Added	LCS Result	LCS Qualifier	Unit	D	%Rec	%Rec. Limits
Ammonia as N	2.50	2.51		mg/L		100	90 - 110

Lab Sample ID: LCS 280-182149/58 — **Client Sample ID: Lab Control Sample**
Matrix: Water — **Prep Type: Total/NA**
Analysis Batch: 182149

Analyte	Spike Added	LCS Result	LCS Qualifier	Unit	D	%Rec	%Rec. Limits
Ammonia as N	2.50	2.53		mg/L		101	90 - 110

Lab Sample ID: LCSD 280-182149/20 — **Client Sample ID: Lab Control Sample Dup**
Matrix: Water — **Prep Type: Total/NA**
Analysis Batch: 182149

Analyte	Spike Added	LCSD Result	LCSD Qualifier	Unit	D	%Rec	%Rec. Limits	RPD	RPD Limit
Ammonia as N	2.50	2.52		mg/L		101	90 - 110	0	10

Lab Sample ID: LCSD 280-182149/59 — **Client Sample ID: Lab Control Sample Dup**
Matrix: Water — **Prep Type: Total/NA**
Analysis Batch: 182149

Analyte	Spike Added	LCSD Result	LCSD Qualifier	Unit	D	%Rec	%Rec. Limits	RPD	RPD Limit
Ammonia as N	2.50	2.54		mg/L		101	90 - 110	0	10

Lab Sample ID: 280-43807-1 MS — **Client Sample ID: MW-5B**
Matrix: Water — **Prep Type: Total/NA**
Analysis Batch: 182149

Analyte	Sample Result	Sample Qualifier	Spike Added	MS Result	MS Qualifier	Unit	D	%Rec	%Rec. Limits
Ammonia as N	0.022	U	1.00	1.06		mg/L		106	90 - 110

Lab Sample ID: 280-43807-1 MSD — **Client Sample ID: MW-5B**
Matrix: Water — **Prep Type: Total/NA**
Analysis Batch: 182149

Analyte	Sample Result	Sample Qualifier	Spike Added	MSD Result	MSD Qualifier	Unit	D	%Rec	%Rec. Limits	RPD	RPD Limit
Ammonia as N	0.022	U	1.00	1.07		mg/L		107	90 - 110	0	10

Lab Sample ID: 280-43807-10 MS — **Client Sample ID: MW-FL1**
Matrix: Water — **Prep Type: Total/NA**
Analysis Batch: 182149

Analyte	Sample Result	Sample Qualifier	Spike Added	MS Result	MS Qualifier	Unit	D	%Rec	%Rec. Limits
Ammonia as N	0.022	U	1.00	1.07		mg/L		107	90 - 110

Lab Sample ID: 280-43807-10 MSD — **Client Sample ID: MW-FL1**
Matrix: Water — **Prep Type: Total/NA**
Analysis Batch: 182149

Analyte	Sample Result	Sample Qualifier	Spike Added	MSD Result	MSD Qualifier	Unit	D	%Rec	%Rec. Limits	RPD	RPD Limit
Ammonia as N	0.022	U	1.00	1.06		mg/L		106	90 - 110	1	10

QC Sample Results

Client: Waste Management
Project/Site: FL26|Vista

TestAmerica Job ID: 280-43807-1

Lab Sample ID: MB 280-182369/105 — **Client Sample ID: Method Blank**
Matrix: Water — **Prep Type: Total/NA**
Analysis Batch: 182369

Analyte	MB Result	MB Qualifier	RL	MDL	Unit	D	Prepared	Analyzed	Dil Fac
Ammonia as N	0.022	U	0.10	0.022	mg/L			07/11/13 16:10	1

Lab Sample ID: MB 280-182369/21 — **Client Sample ID: Method Blank**
Matrix: Water — **Prep Type: Total/NA**
Analysis Batch: 182369

Analyte	MB Result	MB Qualifier	RL	MDL	Unit	D	Prepared	Analyzed	Dil Fac
Ammonia as N	0.022	U	0.10	0.022	mg/L			07/11/13 12:54	1

Lab Sample ID: LCS 280-182369/103 — **Client Sample ID: Lab Control Sample**
Matrix: Water — **Prep Type: Total/NA**
Analysis Batch: 182369

Analyte			Spike Added	LCS Result	LCS Qualifier	Unit	D	%Rec	%Rec. Limits		
Ammonia as N			2.50	2.61		mg/L		105	90 - 110		

Lab Sample ID: LCS 280-182369/19 — **Client Sample ID: Lab Control Sample**
Matrix: Water — **Prep Type: Total/NA**
Analysis Batch: 182369

Analyte			Spike Added	LCS Result	LCS Qualifier	Unit	D	%Rec	%Rec. Limits		
Ammonia as N			2.50	2.49		mg/L		100	90 - 110		

Lab Sample ID: LCSD 280-182369/104 — **Client Sample ID: Lab Control Sample Dup**
Matrix: Water — **Prep Type: Total/NA**
Analysis Batch: 182369

Analyte			Spike Added	LCSD Result	LCSD Qualifier	Unit	D	%Rec	%Rec. Limits	RPD	RPD Limit
Ammonia as N			2.50	2.63		mg/L		105	90 - 110	1	10

Lab Sample ID: LCSD 280-182369/20 — **Client Sample ID: Lab Control Sample Dup**
Matrix: Water — **Prep Type: Total/NA**
Analysis Batch: 182369

Analyte			Spike Added	LCSD Result	LCSD Qualifier	Unit	D	%Rec	%Rec. Limits	RPD	RPD Limit
Ammonia as N			2.50	2.48		mg/L		99	90 - 110	1	10

Lab Sample ID: 280-43853-5 MS — **Client Sample ID: MW-2AR**
Matrix: Water — **Prep Type: Total/NA**
Analysis Batch: 182369

Analyte	Sample Result	Sample Qualifier	Spike Added	MS Result	MS Qualifier	Unit	D	%Rec	%Rec. Limits		
Ammonia as N	0.062	I	1.00	1.05		mg/L		99	90 - 110		

Lab Sample ID: 280-43853-5 MSD — **Client Sample ID: MW-2AR**
Matrix: Water — **Prep Type: Total/NA**
Analysis Batch: 182369

Analyte	Sample Result	Sample Qualifier	Spike Added	MSD Result	MSD Qualifier	Unit	D	%Rec	%Rec. Limits	RPD	RPD Limit
Ammonia as N	0.062	I	1.00	1.06		mg/L		99	90 - 110	0	10

Method: SM 2120B - Color, Colorimetric

Lab Sample ID: MB 280-180963/1 — **Client Sample ID: Method Blank**
Matrix: Water — **Prep Type: Total/NA**
Analysis Batch: 180963

Analyte	MB Result	MB Qualifier	RL	RL	Unit	D	Prepared	Analyzed	Dil Fac
Color	5.0	U	5.0	5.0	PCU			06/27/13 14:14	1

Lab Sample ID: 280-43807-1 DU — **Client Sample ID: MW-5B**
Matrix: Water — **Prep Type: Total/NA**
Analysis Batch: 180963

Analyte	Sample Result	Sample Qualifier		DU Result	DU Qualifier	Unit	D			RPD	RPD Limit
Color	5.0	U		5.0	U	PCU				NC	20

Lab Sample ID: MB 280-181330/1 — **Client Sample ID: Method Blank**
Matrix: Water — **Prep Type: Total/NA**
Analysis Batch: 181330

Analyte	MB Result	MB Qualifier	RL	RL	Unit	D	Prepared	Analyzed	Dil Fac
Color	5.0	U	5.0	5.0	PCU			06/28/13 13:01	1

Lab Sample ID: 280-43853-1 DU — **Client Sample ID: MW-8R**
Matrix: Water — **Prep Type: Total/NA**
Analysis Batch: 181330

Analyte	Sample Result	Sample Qualifier		DU Result	DU Qualifier	Unit	D			RPD	RPD Limit
Color	5.0	U		5.0	U	PCU				NC	20

Method: SM 2540C - Solids, Total Dissolved (TDS)

Lab Sample ID: MB 280-181269/1 — **Client Sample ID: Method Blank**
Matrix: Water — **Prep Type: Total/NA**
Analysis Batch: 181269

Analyte	MB Result	MB Qualifier	RL	MDL	Unit	D	Prepared	Analyzed	Dil Fac
Total Dissolved Solids	4.7	U	10	4.7	mg/L			07/02/13 08:49	1

Lab Sample ID: LCS 280-181269/2 — **Client Sample ID: Lab Control Sample**
Matrix: Water — **Prep Type: Total/NA**
Analysis Batch: 181269

Analyte			Spike Added	LCS Result	LCS Qualifier	Unit	D	%Rec	%Rec. Limits		
Total Dissolved Solids			502	473		mg/L		94	86 - 110		

Lab Sample ID: LCSD 280-181269/3 — **Client Sample ID: Lab Control Sample Dup**
Matrix: Water — **Prep Type: Total/NA**
Analysis Batch: 181269

Analyte			Spike Added	LCSD Result	LCSD Qualifier	Unit	D	%Rec	%Rec. Limits	RPD	RPD Limit
Total Dissolved Solids			502	454		mg/L		90	86 - 110	4	20

Method: SM 2540C - Solids, Total Dissolved (TDS) (Continued)

Lab Sample ID: 280-43801-A-1 DU — **Client Sample ID: Duplicate**
Matrix: Water — **Prep Type: Total/NA**
Analysis Batch: 181269

Analyte	Sample Result	Sample Qualifier		DU Result	DU Qualifier	Unit	D			RPD	RPD Limit
Total Dissolved Solids	1800			1780		mg/L				0.6	10

Lab Sample ID: MB 280-181487/1 — **Client Sample ID: Method Blank**
Matrix: Water — **Prep Type: Total/NA**
Analysis Batch: 181487

Analyte	MB Result	MB Qualifier	RL	MDL	Unit	D	Prepared	Analyzed	Dil Fac
Total Dissolved Solids	4.7	U	10	4.7	mg/L			07/03/13 13:15	1

Lab Sample ID: LCS 280-181487/2 — **Client Sample ID: Lab Control Sample**
Matrix: Water — **Prep Type: Total/NA**
Analysis Batch: 181487

Analyte			Spike Added	LCS Result	LCS Qualifier	Unit	D	%Rec	%Rec. Limits		
Total Dissolved Solids			502	502		mg/L		100	86 - 110		

Lab Sample ID: LCSD 280-181487/3 — **Client Sample ID: Lab Control Sample Dup**
Matrix: Water — **Prep Type: Total/NA**
Analysis Batch: 181487

Analyte			Spike Added	LCSD Result	LCSD Qualifier	Unit	D	%Rec	%Rec. Limits	RPD	RPD Limit
Total Dissolved Solids			502	471		mg/L		94	86 - 110	6	20

Lab Sample ID: 280-43856-C-1 DU — **Client Sample ID: Duplicate**
Matrix: Water — **Prep Type: Total/NA**
Analysis Batch: 181487

Analyte	Sample Result	Sample Qualifier		DU Result	DU Qualifier	Unit	D			RPD	RPD Limit
Total Dissolved Solids	2600			2680		mg/L				3	10

Lab Sample ID: MB 280-181521/1 — **Client Sample ID: Method Blank**
Matrix: Water — **Prep Type: Total/NA**
Analysis Batch: 181521

Analyte	MB Result	MB Qualifier	RL	MDL	Unit	D	Prepared	Analyzed	Dil Fac
Total Dissolved Solids	4.7	U	10	4.7	mg/L			07/03/13 17:50	1

Lab Sample ID: LCS 280-181521/2 — **Client Sample ID: Lab Control Sample**
Matrix: Water — **Prep Type: Total/NA**
Analysis Batch: 181521

Analyte			Spike Added	LCS Result	LCS Qualifier	Unit	D	%Rec	%Rec. Limits		
Total Dissolved Solids			502	500		mg/L		100	86 - 110		

Lab Sample ID: LCSD 280-181521/3 — **Client Sample ID: Lab Control Sample Dup**
Matrix: Water — **Prep Type: Total/NA**
Analysis Batch: 181521

Analyte			Spike Added	LCSD Result	LCSD Qualifier	Unit	D	%Rec	%Rec. Limits	RPD	RPD Limit
Total Dissolved Solids			502	504		mg/L		100	86 - 110	1	20

QC Sample Results

Client: Waste Management
Project/Site: FL26|Vista

TestAmerica Job ID: 280-43807-1

Lab Sample ID: 280-43853-8 DU — **Client Sample ID: MW-1B**
Matrix: Water — **Prep Type: Total/NA**
Analysis Batch: 181521

Analyte	Sample Result	Sample Qualifier		DU Result	DU Qualifier	Unit	D			RPD	RPD Limit
Total Dissolved Solids	110			103		mg/L				3	10

Lab Sample ID: MB 280-182512/1 — **Client Sample ID: Method Blank**
Matrix: Water — **Prep Type: Total/NA**
Analysis Batch: 182512

Analyte	MB Result	MB Qualifier	RL	MDL	Unit	D	Prepared	Analyzed	Dil Fac
Total Dissolved Solids	4.7	U	10	4.7	mg/L			07/12/13 14:16	1

Lab Sample ID: LCS 280-182512/2 — **Client Sample ID: Lab Control Sample**
Matrix: Water — **Prep Type: Total/NA**
Analysis Batch: 182512

Analyte			Spike Added	LCS Result	LCS Qualifier	Unit	D	%Rec	%Rec. Limits		
Total Dissolved Solids			502	472		mg/L		94	86 - 110		

Lab Sample ID: LCSD 280-182512/3 — **Client Sample ID: Lab Control Sample Dup**
Matrix: Water — **Prep Type: Total/NA**
Analysis Batch: 182512

Analyte			Spike Added	LCSD Result	LCSD Qualifier	Unit	D	%Rec	%Rec. Limits	RPD	RPD Limit
Total Dissolved Solids			502	478		mg/L		95	86 - 110	1	20

Lab Sample ID: 280-44125-A-1 DU — **Client Sample ID: Duplicate**
Matrix: Water — **Prep Type: Total/NA**
Analysis Batch: 182512

Analyte	Sample Result	Sample Qualifier		DU Result	DU Qualifier	Unit	D			RPD	RPD Limit
Total Dissolved Solids	990			984		mg/L				0.3	10

Method: 9310 - Gross Alpha / Beta (GFPC)

Lab Sample ID: MB 160-60582/1-A — **Client Sample ID: Method Blank**
Matrix: Water — **Prep Type: Total/NA**
Analysis Batch: 60627 — **Prep Batch: 60582**

Analyte	MB Result	MB Qualifier	Count Uncert. (2σ+/-)	Total Uncert. (2σ+/-)	MDC	Unit	Prepared	Analyzed	Dil Fac
Gross Alpha	0.2335	U	0.357	0.358	0.603	pCi/L	07/15/13 10:46	07/15/13 17:41	1

Lab Sample ID: LCS 160-60582/2-A — **Client Sample ID: Lab Control Sample**
Matrix: Water — **Prep Type: Total/NA**
Analysis Batch: 60627 — **Prep Batch: 60582**

Analyte			Spike Added	LCS Result	LCS Qual	Total Uncert. (2σ+/-)		MDC	Unit	%Rec	%Rec. Limits		
Gross Alpha			53.8	42.96		6.31		0.923	pCi/L	80	75 - 125		

Method: 9310 - Gross Alpha / Beta (GFPC) (Continued)

Lab Sample ID: LCSB 160-60582/3-A — **Client Sample ID: Lab Control Sample**
Matrix: Water — **Prep Type: Total/NA**
Analysis Batch: 60627 — **Prep Batch: 60582**

Analyte	Spike Added	LCSB Result	LCSB Qual	Total Uncert. (2σ+/-)	MDC	Unit	%Rec	%Rec. Limits
Gross Beta	92.7	86.57		9.19	0.923	pCi/L	93	75 - 125

Lab Sample ID: 160-2887-A-2-D MS — **Client Sample ID: Matrix Spike**
Matrix: Water — **Prep Type: Total/NA**
Analysis Batch: 60604 — **Prep Batch: 60582**

Analyte	Sample Result	Sample Qual	Spike Added	MS Result	MS Qual	Total Uncert. (2σ+/-)	MDC	Unit	%Rec	%Rec. Limits
Gross Alpha	-0.314	U G	107	101.6		14.7	3.62	pCi/L	95	35 - 150

Lab Sample ID: 160-2887-A-2-E MSBT — **Client Sample ID: Matrix Spike**
Matrix: Water — **Prep Type: Total/NA**
Analysis Batch: 60604 — **Prep Batch: 60582**

Analyte	Sample Result	Sample Qual	Spike Added	MSBT Result	MSBT Qual	Total Uncert. (2σ+/-)	MDC	Unit	%Rec	%Rec. Limits
Gross Beta	2.95		184	164.6	F	17.5	1.97	pCi/L	88	89 - 143

Lab Sample ID: 160-2887-A-2-F DU — **Client Sample ID: Duplicate**
Matrix: Water — **Prep Type: Total/NA**
Analysis Batch: 60604 — **Prep Batch: 60582**

Analyte	Sample Result	Sample Qual	DU Result	DU Qual	Total Uncert. (2σ+/-)	MDC	Unit	RPD	RPD Limit
Gross Alpha	-0.314	U G	0.4011	U G F	2.05	3.78	pCi/L	1634	40

QC Association Summary

Client: Waste Management
Project/Site: FL26|Vista

TestAmerica Job ID: 280-43807-1

GC/MS VOA

Analysis Batch: 181581

Lab Sample ID	Client Sample ID	Prep Type	Matrix	Method	Prep Batch
280-43703-H-1 MS	Matrix Spike	Total/NA	Water	8260B	
280-43703-H-1 MSD	Matrix Spike Duplicate	Total/NA	Water	8260B	
280-43807-1	MW-5B	Total/NA	Water	8260B	
280-43807-2	MW-6AR	Total/NA	Water	8260B	
280-43807-3	MW-3A	Total/NA	Water	8260B	
280-43807-4	MW-4B	Total/NA	Water	8260B	
280-43807-5	MW-6BR	Total/NA	Water	8260B	
280-43807-6	MW-3B	Total/NA	Water	8260B	
280-43807-7	MW-5A	Total/NA	Water	8260B	
280-43807-8	TRIP BLANK	Total/NA	Water	8260B	
LCS 280-181581/6	Lab Control Sample	Total/NA	Water	8260B	
MB 280-181581/7	Method Blank	Total/NA	Water	8260B	

Analysis Batch: 181872

Lab Sample ID	Client Sample ID	Prep Type	Matrix	Method	Prep Batch
280-43807-9	MW-4A	Total/NA	Water	8260B	
280-43807-10	MW-FL1	Total/NA	Water	8260B	
280-43897-K-4 MS	Matrix Spike	Total/NA	Water	8260B	
280-43897-K-4 MSD	Matrix Spike Duplicate	Total/NA	Water	8260B	
LCS 280-181872/4	Lab Control Sample	Total/NA	Water	8260B	
MB 280-181872/5	Method Blank	Total/NA	Water	8260B	

Analysis Batch: 182026

Lab Sample ID	Client Sample ID	Prep Type	Matrix	Method	Prep Batch
280-43853-1	MW-8R	Total/NA	Water	8260B	
280-43853-2	MW-7A	Total/NA	Water	8260B	
280-43853-3	MW-7B	Total/NA	Water	8260B	
280-43853-4	MW-2B	Total/NA	Water	8260B	
280-43853-5	MW-2AR	Total/NA	Water	8260B	
280-43853-6	MW-FL2R	Total/NA	Water	8260B	
280-43853-7	MW-FL3	Total/NA	Water	8260B	
280-43853-8	MW-1B	Total/NA	Water	8260B	
280-43853-9	MW-1A	Total/NA	Water	8260B	
280-43853-11	TRIP BLANK1	Total/NA	Water	8260B	
280-43999-B-1 MS	Matrix Spike	Total/NA	Water	8260B	
280-43999-B-1 MSD	Matrix Spike Duplicate	Total/NA	Water	8260B	
LCS 280-182026/4	Lab Control Sample	Total/NA	Water	8260B	
MB 280-182026/5	Method Blank	Total/NA	Water	8260B	

GC Semi VOA

Prep Batch: 180871

Lab Sample ID	Client Sample ID	Prep Type	Matrix	Method	Prep Batch
280-43807-1	MW-5B	Total/NA	Water	8011	
280-43807-2	MW-6AR	Total/NA	Water	8011	
280-43807-3	MW-3A	Total/NA	Water	8011	
280-43807-4	MW-4B	Total/NA	Water	8011	
280-43807-5	MW-6BR	Total/NA	Water	8011	
280-43807-6	MW-3B	Total/NA	Water	8011	
280-43807-7	MW-5A	Total/NA	Water	8011	

GC Semi VOA (Continued)

Prep Batch: 180871 (Continued)

Lab Sample ID	Client Sample ID	Prep Type	Matrix	Method	Prep Batch
280-43807-9	MW-4A	Total/NA	Water	8011	
280-43807-10	MW-FL1	Total/NA	Water	8011	
LCS 280-180871/2-A	Lab Control Sample	Total/NA	Water	8011	
LCSD 280-180871/3-A	Lab Control Sample Dup	Total/NA	Water	8011	
MB 280-180871/4-A	Method Blank	Total/NA	Water	8011	

Analysis Batch: 180898

Lab Sample ID	Client Sample ID	Prep Type	Matrix	Method	Prep Batch
280-43807-1	MW-5B	Total/NA	Water	8011	180871
280-43807-2	MW-6AR	Total/NA	Water	8011	180871
280-43807-3	MW-3A	Total/NA	Water	8011	180871
280-43807-4	MW-4B	Total/NA	Water	8011	180871
280-43807-5	MW-6BR	Total/NA	Water	8011	180871
280-43807-6	MW-3B	Total/NA	Water	8011	180871
280-43807-7	MW-5A	Total/NA	Water	8011	180871
280-43807-9	MW-4A	Total/NA	Water	8011	180871
280-43807-10	MW-FL1	Total/NA	Water	8011	180871
LCS 280-180871/2-A	Lab Control Sample	Total/NA	Water	8011	180871
LCSD 280-180871/3-A	Lab Control Sample Dup	Total/NA	Water	8011	180871
MB 280-180871/4-A	Method Blank	Total/NA	Water	8011	180871

Prep Batch: 181289

Lab Sample ID	Client Sample ID	Prep Type	Matrix	Method	Prep Batch
280-43853-1	MW-8R	Total/NA	Water	8011	
280-43853-2	MW-7A	Total/NA	Water	8011	
280-43853-3	MW-7B	Total/NA	Water	8011	
280-43853-4	MW-2B	Total/NA	Water	8011	
280-43853-5	MW-2AR	Total/NA	Water	8011	
280-43853-6	MW-FL2R	Total/NA	Water	8011	
280-43853-7	MW-FL3	Total/NA	Water	8011	
280-43853-8	MW-1B	Total/NA	Water	8011	
280-43853-9	MW-1A	Total/NA	Water	8011	
LCS 280-181289/2-A	Lab Control Sample	Total/NA	Water	8011	
LCSD 280-181289/3-A	Lab Control Sample Dup	Total/NA	Water	8011	
MB 280-181289/4-A	Method Blank	Total/NA	Water	8011	

Analysis Batch: 181311

Lab Sample ID	Client Sample ID	Prep Type	Matrix	Method	Prep Batch
280-43853-1	MW-8R	Total/NA	Water	8011	181289
280-43853-2	MW-7A	Total/NA	Water	8011	181289
280-43853-3	MW-7B	Total/NA	Water	8011	181289
280-43853-4	MW-2B	Total/NA	Water	8011	181289
280-43853-5	MW-2AR	Total/NA	Water	8011	181289
280-43853-6	MW-FL2R	Total/NA	Water	8011	181289
280-43853-7	MW-FL3	Total/NA	Water	8011	181289
280-43853-8	MW-1B	Total/NA	Water	8011	181289
280-43853-9	MW-1A	Total/NA	Water	8011	181289
LCS 280-181289/2-A	Lab Control Sample	Total/NA	Water	8011	181289
LCSD 280-181289/3-A	Lab Control Sample Dup	Total/NA	Water	8011	181289
MB 280-181289/4-A	Method Blank	Total/NA	Water	8011	181289

Metals

Prep Batch: 180807

Lab Sample ID	Client Sample ID	Prep Type	Matrix	Method	Prep Batch
280-43805-G-1-B MS	Matrix Spike	Total Recoverable	Water	3005A	
280-43805-G-1-C MSD	Matrix Spike Duplicate	Total Recoverable	Water	3005A	
280-43807-1	MW-5B	Total Recoverable	Water	3005A	
280-43807-2	MW-6AR	Total Recoverable	Water	3005A	
280-43807-3	MW-3A	Total Recoverable	Water	3005A	
280-43807-4	MW-4B	Total Recoverable	Water	3005A	
280-43807-5	MW-6BR	Total Recoverable	Water	3005A	
280-43807-6	MW-3B	Total Recoverable	Water	3005A	
280-43807-7	MW-5A	Total Recoverable	Water	3005A	
280-43807-9	MW-4A	Total Recoverable	Water	3005A	
280-43807-10	MW-FL1	Total Recoverable	Water	3005A	
LCS 280-180807/2-A	Lab Control Sample	Total Recoverable	Water	3005A	
MB 280-180807/1-A	Method Blank	Total Recoverable	Water	3005A	

Prep Batch: 180809

Lab Sample ID	Client Sample ID	Prep Type	Matrix	Method	Prep Batch
280-43807-1	MW-5B	Total Recoverable	Water	3005A	
280-43807-2	MW-6AR	Total Recoverable	Water	3005A	
280-43807-3	MW-3A	Total Recoverable	Water	3005A	
280-43807-4	MW-4B	Total Recoverable	Water	3005A	
280-43807-5	MW-6BR	Total Recoverable	Water	3005A	
280-43807-6	MW-3B	Total Recoverable	Water	3005A	
280-43807-7	MW-5A	Total Recoverable	Water	3005A	
280-43807-9	MW-4A	Total Recoverable	Water	3005A	
280-43807-10	MW-FL1	Total Recoverable	Water	3005A	
280-43807-10 MS	MW-FL1	Total Recoverable	Water	3005A	
280-43807-10 MSD	MW-FL1	Total Recoverable	Water	3005A	
LCS 280-180809/2-A	Lab Control Sample	Total Recoverable	Water	3005A	
MB 280-180809/1-A	Method Blank	Total Recoverable	Water	3005A	

Prep Batch: 180900

Lab Sample ID	Client Sample ID	Prep Type	Matrix	Method	Prep Batch
280-43804-H-1-F MS	Matrix Spike	Total/NA	Water	7470A	
280-43804-H-1-G MSD	Matrix Spike Duplicate	Total/NA	Water	7470A	
280-43807-1	MW-5B	Total/NA	Water	7470A	
280-43807-2	MW-6AR	Total/NA	Water	7470A	
280-43807-3	MW-3A	Total/NA	Water	7470A	
280-43807-4	MW-4B	Total/NA	Water	7470A	
280-43807-5	MW-6BR	Total/NA	Water	7470A	
280-43807-6	MW-3B	Total/NA	Water	7470A	
280-43807-7	MW-5A	Total/NA	Water	7470A	
280-43807-9	MW-4A	Total/NA	Water	7470A	
280-43807-10	MW-FL1	Total/NA	Water	7470A	
LCS 280-180900/2-A	Lab Control Sample	Total/NA	Water	7470A	
MB 280-180900/1-A	Method Blank	Total/NA	Water	7470A	

Prep Batch: 181002

Lab Sample ID	Client Sample ID	Prep Type	Matrix	Method	Prep Batch
280-43853-1	MW-8R	Total Recoverable	Water	3005A	
280-43853-1 MS	MW-8R	Total Recoverable	Water	3005A	
280-43853-1 MSD	MW-8R	Total Recoverable	Water	3005A	

Metals (Continued)

Prep Batch: 181002 (Continued)

Lab Sample ID	Client Sample ID	Prep Type	Matrix	Method	Prep Batch
280-43853-2	MW-7A	Total Recoverable	Water	3005A	
280-43853-3	MW-7B	Total Recoverable	Water	3005A	
280-43853-4	MW-2B	Total Recoverable	Water	3005A	
280-43853-5	MW-2AR	Total Recoverable	Water	3005A	
280-43853-6	MW-FL2R	Total Recoverable	Water	3005A	
280-43853-7	MW-FL3	Total Recoverable	Water	3005A	
280-43853-8	MW-1B	Total Recoverable	Water	3005A	
280-43853-9	MW-1A	Total Recoverable	Water	3005A	
280-43853-10	Equipment Blank	Total Recoverable	Water	3005A	
LCS 280-181002/2-A	Lab Control Sample	Total Recoverable	Water	3005A	
MB 280-181002/1-A	Method Blank	Total Recoverable	Water	3005A	

Prep Batch: 181003

Lab Sample ID	Client Sample ID	Prep Type	Matrix	Method	Prep Batch
280-43853-1	MW-8R	Total Recoverable	Water	3005A	
280-43853-2	MW-7A	Total Recoverable	Water	3005A	
280-43853-2 MS	MW-7A	Total Recoverable	Water	3005A	
280-43853-2 MSD	MW-7A	Total Recoverable	Water	3005A	
280-43853-3	MW-7B	Total Recoverable	Water	3005A	
280-43853-4	MW-2B	Total Recoverable	Water	3005A	
280-43853-5	MW-2AR	Total Recoverable	Water	3005A	
280-43853-6	MW-FL2R	Total Recoverable	Water	3005A	
280-43853-7	MW-FL3	Total Recoverable	Water	3005A	
280-43853-8	MW-1B	Total Recoverable	Water	3005A	
280-43853-9	MW-1A	Total Recoverable	Water	3005A	
280-43853-10	Equipment Blank	Total Recoverable	Water	3005A	
LCS 280-181003/2-A	Lab Control Sample	Total Recoverable	Water	3005A	
MB 280-181003/1-A	Method Blank	Total Recoverable	Water	3005A	

Analysis Batch: 181097

Lab Sample ID	Client Sample ID	Prep Type	Matrix	Method	Prep Batch
280-43804-H-1-F MS	Matrix Spike	Total/NA	Water	7470A	180900
280-43804-H-1-G MSD	Matrix Spike Duplicate	Total/NA	Water	7470A	180900
280-43807-1	MW-5B	Total/NA	Water	7470A	180900
280-43807-2	MW-6AR	Total/NA	Water	7470A	180900
280-43807-3	MW-3A	Total/NA	Water	7470A	180900
280-43807-4	MW-4B	Total/NA	Water	7470A	180900
280-43807-5	MW-6BR	Total/NA	Water	7470A	180900
280-43807-6	MW-3B	Total/NA	Water	7470A	180900
280-43807-7	MW-5A	Total/NA	Water	7470A	180900
280-43807-9	MW-4A	Total/NA	Water	7470A	180900
280-43807-10	MW-FL1	Total/NA	Water	7470A	180900
LCS 280-180900/2-A	Lab Control Sample	Total/NA	Water	7470A	180900
MB 280-180900/1-A	Method Blank	Total/NA	Water	7470A	180900

Prep Batch: 181110

Lab Sample ID	Client Sample ID	Prep Type	Matrix	Method	Prep Batch
280-43853-1	MW-8R	Total/NA	Water	7470A	
280-43853-2	MW-7A	Total/NA	Water	7470A	
280-43853-3	MW-7B	Total/NA	Water	7470A	
280-43853-4	MW-2B	Total/NA	Water	7470A	

Metals (Continued)

Prep Batch: 181110 (Continued)

Lab Sample ID	Client Sample ID	Prep Type	Matrix	Method	Prep Batch
280-43853-5	MW-2AR	Total/NA	Water	7470A	
280-43853-6	MW-FL2R	Total/NA	Water	7470A	
280-43853-7	MW-FL3	Total/NA	Water	7470A	
280-43853-8	MW-1B	Total/NA	Water	7470A	
280-43853-9	MW-1A	Total/NA	Water	7470A	
280-43853-10	Equipment Blank	Total/NA	Water	7470A	
280-43890-C-2-C MS	Matrix Spike	Total/NA	Water	7470A	
280-43890-C-2-D MSD	Matrix Spike Duplicate	Total/NA	Water	7470A	
LCS 280-181110/2-A	Lab Control Sample	Total/NA	Water	7470A	
MB 280-181110/1-A	Method Blank	Total/NA	Water	7470A	

Analysis Batch: 181270

Lab Sample ID	Client Sample ID	Prep Type	Matrix	Method	Prep Batch
280-43853-1	MW-8R	Total/NA	Water	7470A	181110
280-43853-2	MW-7A	Total/NA	Water	7470A	181110
280-43853-3	MW-7B	Total/NA	Water	7470A	181110
280-43853-4	MW-2B	Total/NA	Water	7470A	181110
280-43853-5	MW-2AR	Total/NA	Water	7470A	181110
280-43853-6	MW-FL2R	Total/NA	Water	7470A	181110
280-43853-7	MW-FL3	Total/NA	Water	7470A	181110
280-43853-8	MW-1B	Total/NA	Water	7470A	181110
280-43853-9	MW-1A	Total/NA	Water	7470A	181110
280-43853-10	Equipment Blank	Total/NA	Water	7470A	181110
280-43890-C-2-C MS	Matrix Spike	Total/NA	Water	7470A	181110
280-43890-C-2-D MSD	Matrix Spike Duplicate	Total/NA	Water	7470A	181110
LCS 280-181110/2-A	Lab Control Sample	Total/NA	Water	7470A	181110
MB 280-181110/1-A	Method Blank	Total/NA	Water	7470A	181110

Analysis Batch: 181417

Lab Sample ID	Client Sample ID	Prep Type	Matrix	Method	Prep Batch
280-43853-1	MW-8R	Total Recoverable	Water	6010B	181002
280-43853-1 MS	MW-8R	Total Recoverable	Water	6010B	181002
280-43853-1 MSD	MW-8R	Total Recoverable	Water	6010B	181002
280-43853-2	MW-7A	Total Recoverable	Water	6010B	181002
280-43853-3	MW-7B	Total Recoverable	Water	6010B	181002
280-43853-4	MW-2B	Total Recoverable	Water	6010B	181002
280-43853-5	MW-2AR	Total Recoverable	Water	6010B	181002
280-43853-6	MW-FL2R	Total Recoverable	Water	6010B	181002
280-43853-7	MW-FL3	Total Recoverable	Water	6010B	181002
280-43853-8	MW-1B	Total Recoverable	Water	6010B	181002
280-43853-9	MW-1A	Total Recoverable	Water	6010B	181002
280-43853-10	Equipment Blank	Total Recoverable	Water	6010B	181002
LCS 280-181002/2-A	Lab Control Sample	Total Recoverable	Water	6010B	181002
MB 280-181002/1-A	Method Blank	Total Recoverable	Water	6010B	181002

Analysis Batch: 181450

Lab Sample ID	Client Sample ID	Prep Type	Matrix	Method	Prep Batch
280-43807-1	MW-5B	Total Recoverable	Water	6020	180809
280-43807-2	MW-6AR	Total Recoverable	Water	6020	180809
280-43807-3	MW-3A	Total Recoverable	Water	6020	180809
280-43807-4	MW-4B	Total Recoverable	Water	6020	180809

Metals (Continued)

Analysis Batch: 181450 (Continued)

Lab Sample ID	Client Sample ID	Prep Type	Matrix	Method	Prep Batch
280-43807-5	MW-6BR	Total Recoverable	Water	6020	180809
280-43807-6	MW-3B	Total Recoverable	Water	6020	180809
280-43807-7	MW-5A	Total Recoverable	Water	6020	180809
280-43807-9	MW-4A	Total Recoverable	Water	6020	180809
280-43807-10	MW-FL1	Total Recoverable	Water	6020	180809
280-43807-10 MS	MW-FL1	Total Recoverable	Water	6020	180809
280-43807-10 MSD	MW-FL1	Total Recoverable	Water	6020	180809
280-43853-1	MW-8R	Total Recoverable	Water	6020	181003
280-43853-2	MW-7A	Total Recoverable	Water	6020	181003
280-43853-2 MS	MW-7A	Total Recoverable	Water	6020	181003
280-43853-2 MSD	MW-7A	Total Recoverable	Water	6020	181003
280-43853-3	MW-7B	Total Recoverable	Water	6020	181003
280-43853-4	MW-2B	Total Recoverable	Water	6020	181003
280-43853-5	MW-2AR	Total Recoverable	Water	6020	181003
280-43853-6	MW-FL2R	Total Recoverable	Water	6020	181003
280-43853-7	MW-FL3	Total Recoverable	Water	6020	181003
280-43853-8	MW-1B	Total Recoverable	Water	6020	181003
280-43853-9	MW-1A	Total Recoverable	Water	6020	181003
280-43853-10	Equipment Blank	Total Recoverable	Water	6020	181003
LCS 280-180809/2-A	Lab Control Sample	Total Recoverable	Water	6020	180809
LCS 280-181003/2-A	Lab Control Sample	Total Recoverable	Water	6020	181003
MB 280-180809/1-A	Method Blank	Total Recoverable	Water	6020	180809
MB 280-181003/1-A	Method Blank	Total Recoverable	Water	6020	181003

Analysis Batch: 181567

Lab Sample ID	Client Sample ID	Prep Type	Matrix	Method	Prep Batch
280-43805-G-1-B MS	Matrix Spike	Total Recoverable	Water	6010B	180807
280-43805-G-1-C MSD	Matrix Spike Duplicate	Total Recoverable	Water	6010B	180807
280-43807-1	MW-5B	Total Recoverable	Water	6010B	180807
280-43807-2	MW-6AR	Total Recoverable	Water	6010B	180807
280-43807-3	MW-3A	Total Recoverable	Water	6010B	180807
280-43807-4	MW-4B	Total Recoverable	Water	6010B	180807
280-43807-5	MW-6BR	Total Recoverable	Water	6010B	180807
280-43807-6	MW-3B	Total Recoverable	Water	6010B	180807
280-43807-7	MW-5A	Total Recoverable	Water	6010B	180807
280-43807-9	MW-4A	Total Recoverable	Water	6010B	180807
280-43807-10	MW-FL1	Total Recoverable	Water	6010B	180807
LCS 280-180807/2-A	Lab Control Sample	Total Recoverable	Water	6010B	180807
MB 280-180807/1-A	Method Blank	Total Recoverable	Water	6010B	180807

Analysis Batch: 181569

Lab Sample ID	Client Sample ID	Prep Type	Matrix	Method	Prep Batch
280-43853-1	MW-8R	Total Recoverable	Water	6010B	181002
280-43853-1 MS	MW-8R	Total Recoverable	Water	6010B	181002
280-43853-1 MSD	MW-8R	Total Recoverable	Water	6010B	181002
280-43853-2	MW-7A	Total Recoverable	Water	6010B	181002
280-43853-3	MW-7B	Total Recoverable	Water	6010B	181002
280-43853-4	MW-2B	Total Recoverable	Water	6010B	181002
280-43853-5	MW-2AR	Total Recoverable	Water	6010B	181002
280-43853-6	MW-FL2R	Total Recoverable	Water	6010B	181002
280-43853-7	MW-FL3	Total Recoverable	Water	6010B	181002

Metals (Continued)

Analysis Batch: 181569 (Continued)

Lab Sample ID	Client Sample ID	Prep Type	Matrix	Method	Prep Batch
280-43853-8	MW-1B	Total Recoverable	Water	6010B	181002
280-43853-9	MW-1A	Total Recoverable	Water	6010B	181002
280-43853-10	Equipment Blank	Total Recoverable	Water	6010B	181002
LCS 280-181002/2-A	Lab Control Sample	Total Recoverable	Water	6010B	181002
MB 280-181002/1-A	Method Blank	Total Recoverable	Water	6010B	181002

General Chemistry

Analysis Batch: 180856

Lab Sample ID	Client Sample ID	Prep Type	Matrix	Method	Prep Batch
280-43807-1	MW-5B	Total/NA	Water	300.0	
280-43807-2	MW-6AR	Total/NA	Water	300.0	
280-43807-3	MW-3A	Total/NA	Water	300.0	
280-43807-4	MW-4B	Total/NA	Water	300.0	
280-43807-5	MW-6BR	Total/NA	Water	300.0	
280-43807-6	MW-3B	Total/NA	Water	300.0	
280-43807-7	MW-5A	Total/NA	Water	300.0	
280-43807-7 DU	MW-5A	Total/NA	Water	300.0	
280-43807-7 MS	MW-5A	Total/NA	Water	300.0	
280-43807-7 MSD	MW-5A	Total/NA	Water	300.0	
280-43807-9	MW-4A	Total/NA	Water	300.0	
280-43807-10	MW-FL1	Total/NA	Water	300.0	
LCS 280-180856/4	Lab Control Sample	Total/NA	Water	300.0	
LCSD 280-180856/5	Lab Control Sample Dup	Total/NA	Water	300.0	
MB 280-180856/6	Method Blank	Total/NA	Water	300.0	
MRL 280-180856/3 MRL	Lab Control Sample	Total/NA	Water	300.0	

Analysis Batch: 180857

Lab Sample ID	Client Sample ID	Prep Type	Matrix	Method	Prep Batch
280-43807-1	MW-5B	Total/NA	Water	300.0	
280-43807-2	MW-6AR	Total/NA	Water	300.0	
280-43807-3	MW-3A	Total/NA	Water	300.0	
280-43807-4	MW-4B	Total/NA	Water	300.0	
280-43807-5	MW-6BR	Total/NA	Water	300.0	
280-43807-6	MW-3B	Total/NA	Water	300.0	
280-43807-7	MW-5A	Total/NA	Water	300.0	
280-43807-7 DU	MW-5A	Total/NA	Water	300.0	
280-43807-7 MS	MW-5A	Total/NA	Water	300.0	
280-43807-7 MSD	MW-5A	Total/NA	Water	300.0	
280-43807-9	MW-4A	Total/NA	Water	300.0	
280-43807-10	MW-FL1	Total/NA	Water	300.0	
LCS 280-180857/4	Lab Control Sample	Total/NA	Water	300.0	
LCSD 280-180857/5	Lab Control Sample Dup	Total/NA	Water	300.0	
MB 280-180857/6	Method Blank	Total/NA	Water	300.0	
MRL 280-180857/3 MRL	Lab Control Sample	Total/NA	Water	300.0	

Analysis Batch: 180963

Lab Sample ID	Client Sample ID	Prep Type	Matrix	Method	Prep Batch
280-43807-1	MW-5B	Total/NA	Water	SM 2120B	
280-43807-1 DU	MW-5B	Total/NA	Water	SM 2120B	

General Chemistry (Continued)

Analysis Batch: 180963 (Continued)

Lab Sample ID	Client Sample ID	Prep Type	Matrix	Method	Prep Batch
280-43807-2	MW-6AR	Total/NA	Water	SM 2120B	
280-43807-3	MW-3A	Total/NA	Water	SM 2120B	
280-43807-4	MW-4B	Total/NA	Water	SM 2120B	
280-43807-5	MW-6BR	Total/NA	Water	SM 2120B	
280-43807-6	MW-3B	Total/NA	Water	SM 2120B	
280-43807-7	MW-5A	Total/NA	Water	SM 2120B	
280-43807-9	MW-4A	Total/NA	Water	SM 2120B	
280-43807-10	MW-FL1	Total/NA	Water	SM 2120B	
MB 280-180963/1	Method Blank	Total/NA	Water	SM 2120B	

Analysis Batch: 181166

Lab Sample ID	Client Sample ID	Prep Type	Matrix	Method	Prep Batch
280-43853-1	MW-8R	Total/NA	Water	300.0	
280-43853-2	MW-7A	Total/NA	Water	300.0	
280-43853-2 DU	MW-7A	Total/NA	Water	300.0	
280-43853-2 MS	MW-7A	Total/NA	Water	300.0	
280-43853-2 MSD	MW-7A	Total/NA	Water	300.0	
280-43853-3	MW-7B	Total/NA	Water	300.0	
280-43853-4	MW-2B	Total/NA	Water	300.0	
280-43853-5	MW-2AR	Total/NA	Water	300.0	
280-43853-6	MW-FL2R	Total/NA	Water	300.0	
280-43853-7	MW-FL3	Total/NA	Water	300.0	
280-43853-8	MW-1B	Total/NA	Water	300.0	
280-43853-8 DU	MW-1B	Total/NA	Water	300.0	
280-43853-8 MS	MW-1B	Total/NA	Water	300.0	
280-43853-8 MSD	MW-1B	Total/NA	Water	300.0	
280-43853-9	MW-1A	Total/NA	Water	300.0	
280-43853-10	Equipment Blank	Total/NA	Water	300.0	
LCS 280-181166/4	Lab Control Sample	Total/NA	Water	300.0	
LCSD 280-181166/5	Lab Control Sample Dup	Total/NA	Water	300.0	
MB 280-181166/6	Method Blank	Total/NA	Water	300.0	
MRL 280-181166/3 MRL	Lab Control Sample	Total/NA	Water	300.0	

Analysis Batch: 181172

Lab Sample ID	Client Sample ID	Prep Type	Matrix	Method	Prep Batch
280-43853-1	MW-8R	Total/NA	Water	300.0	
280-43853-2	MW-7A	Total/NA	Water	300.0	
280-43853-3	MW-7B	Total/NA	Water	300.0	
280-43853-4	MW-2B	Total/NA	Water	300.0	
280-43853-5	MW-2AR	Total/NA	Water	300.0	
280-43853-6	MW-FL2R	Total/NA	Water	300.0	
280-43853-7	MW-FL3	Total/NA	Water	300.0	
280-43853-8	MW-1B	Total/NA	Water	300.0	
280-43853-8 DU	MW-1B	Total/NA	Water	300.0	
280-43853-8 MS	MW-1B	Total/NA	Water	300.0	
280-43853-8 MSD	MW-1B	Total/NA	Water	300.0	
280-43853-9	MW-1A	Total/NA	Water	300.0	
280-43853-10	Equipment Blank	Total/NA	Water	300.0	
LCS 280-181172/4	Lab Control Sample	Total/NA	Water	300.0	
LCSD 280-181172/5	Lab Control Sample Dup	Total/NA	Water	300.0	
MB 280-181172/6	Method Blank	Total/NA	Water	300.0	

General Chemistry (Continued)

Analysis Batch: 181172 (Continued)

Lab Sample ID	Client Sample ID	Prep Type	Matrix	Method	Prep Batch
MRL 280-181172/3 MRL	Lab Control Sample	Total/NA	Water	300.0	

Analysis Batch: 181269

Lab Sample ID	Client Sample ID	Prep Type	Matrix	Method	Prep Batch
280-43801-A-1 DU	Duplicate	Total/NA	Water	SM 2540C	
280-43807-1	MW-5B	Total/NA	Water	SM 2540C	
280-43807-2	MW-6AR	Total/NA	Water	SM 2540C	
280-43807-3	MW-3A	Total/NA	Water	SM 2540C	
280-43807-4	MW-4B	Total/NA	Water	SM 2540C	
280-43807-5	MW-6BR	Total/NA	Water	SM 2540C	
280-43807-6	MW-3B	Total/NA	Water	SM 2540C	
280-43807-7	MW-5A	Total/NA	Water	SM 2540C	
280-43807-9	MW-4A	Total/NA	Water	SM 2540C	
280-43807-10	MW-FL1	Total/NA	Water	SM 2540C	
LCS 280-181269/2	Lab Control Sample	Total/NA	Water	SM 2540C	
LCSD 280-181269/3	Lab Control Sample Dup	Total/NA	Water	SM 2540C	
MB 280-181269/1	Method Blank	Total/NA	Water	SM 2540C	

Analysis Batch: 181330

Lab Sample ID	Client Sample ID	Prep Type	Matrix	Method	Prep Batch
280-43853-1	MW-8R	Total/NA	Water	SM 2120B	
280-43853-1 DU	MW-8R	Total/NA	Water	SM 2120B	
280-43853-2	MW-7A	Total/NA	Water	SM 2120B	
280-43853-3	MW-7B	Total/NA	Water	SM 2120B	
280-43853-4	MW-2B	Total/NA	Water	SM 2120B	
280-43853-5	MW-2AR	Total/NA	Water	SM 2120B	
280-43853-6	MW-FL2R	Total/NA	Water	SM 2120B	
280-43853-7	MW-FL3	Total/NA	Water	SM 2120B	
280-43853-8	MW-1B	Total/NA	Water	SM 2120B	
280-43853-9	MW-1A	Total/NA	Water	SM 2120B	
280-43853-10	Equipment Blank	Total/NA	Water	SM 2120B	
MB 280-181330/1	Method Blank	Total/NA	Water	SM 2120B	

Analysis Batch: 181487

Lab Sample ID	Client Sample ID	Prep Type	Matrix	Method	Prep Batch
280-43853-1	MW-8R	Total/NA	Water	SM 2540C	
280-43853-2	MW-7A	Total/NA	Water	SM 2540C	
280-43853-3	MW-7B	Total/NA	Water	SM 2540C	
280-43853-4	MW-2B	Total/NA	Water	SM 2540C	
280-43853-5	MW-2AR	Total/NA	Water	SM 2540C	
280-43853-6	MW-FL2R	Total/NA	Water	SM 2540C	
280-43853-7	MW-FL3	Total/NA	Water	SM 2540C	
280-43856-C-1 DU	Duplicate	Total/NA	Water	SM 2540C	
LCS 280-181487/2	Lab Control Sample	Total/NA	Water	SM 2540C	
LCSD 280-181487/3	Lab Control Sample Dup	Total/NA	Water	SM 2540C	
MB 280-181487/1	Method Blank	Total/NA	Water	SM 2540C	

Analysis Batch: 181521

Lab Sample ID	Client Sample ID	Prep Type	Matrix	Method	Prep Batch
280-43853-8	MW-1B	Total/NA	Water	SM 2540C	
280-43853-8 DU	MW-1B	Total/NA	Water	SM 2540C	

General Chemistry (Continued)

Analysis Batch: 181521 (Continued)

Lab Sample ID	Client Sample ID	Prep Type	Matrix	Method	Prep Batch
280-43853-9	MW-1A	Total/NA	Water	SM 2540C	
280-43853-10	Equipment Blank	Total/NA	Water	SM 2540C	
LCS 280-181521/2	Lab Control Sample	Total/NA	Water	SM 2540C	
LCSD 280-181521/3	Lab Control Sample Dup	Total/NA	Water	SM 2540C	
MB 280-181521/1	Method Blank	Total/NA	Water	SM 2540C	

Analysis Batch: 182149

Lab Sample ID	Client Sample ID	Prep Type	Matrix	Method	Prep Batch
280-43807-1	MW-5B	Total/NA	Water	350.1	
280-43807-1 MS	MW-5B	Total/NA	Water	350.1	
280-43807-1 MSD	MW-5B	Total/NA	Water	350.1	
280-43807-2	MW-6AR	Total/NA	Water	350.1	
280-43807-3	MW-3A	Total/NA	Water	350.1	
280-43807-4	MW-4B	Total/NA	Water	350.1	
280-43807-5	MW-6BR	Total/NA	Water	350.1	
280-43807-6	MW-3B	Total/NA	Water	350.1	
280-43807-7	MW-5A	Total/NA	Water	350.1	
280-43807-9	MW-4A	Total/NA	Water	350.1	
280-43807-10	MW-FL1	Total/NA	Water	350.1	
280-43807-10 MS	MW-FL1	Total/NA	Water	350.1	
280-43807-10 MSD	MW-FL1	Total/NA	Water	350.1	
280-43853-1	MW-8R	Total/NA	Water	350.1	
280-43853-2	MW-7A	Total/NA	Water	350.1	
280-43853-3	MW-7B	Total/NA	Water	350.1	
280-43853-4	MW-2B	Total/NA	Water	350.1	
280-43853-6	MW-FL2R	Total/NA	Water	350.1	
280-43853-7	MW-FL3	Total/NA	Water	350.1	
280-43853-8	MW-1B	Total/NA	Water	350.1	
280-43853-9	MW-1A	Total/NA	Water	350.1	
280-43853-10	Equipment Blank	Total/NA	Water	350.1	
LCS 280-182149/19	Lab Control Sample	Total/NA	Water	350.1	
LCS 280-182149/58	Lab Control Sample	Total/NA	Water	350.1	
LCSD 280-182149/20	Lab Control Sample Dup	Total/NA	Water	350.1	
LCSD 280-182149/59	Lab Control Sample Dup	Total/NA	Water	350.1	
MB 280-182149/21	Method Blank	Total/NA	Water	350.1	
MB 280-182149/60	Method Blank	Total/NA	Water	350.1	

Analysis Batch: 182369

Lab Sample ID	Client Sample ID	Prep Type	Matrix	Method	Prep Batch
280-43853-5	MW-2AR	Total/NA	Water	350.1	
280-43853-5 MS	MW-2AR	Total/NA	Water	350.1	
280-43853-5 MSD	MW-2AR	Total/NA	Water	350.1	
LCS 280-182369/103	Lab Control Sample	Total/NA	Water	350.1	
LCS 280-182369/19	Lab Control Sample	Total/NA	Water	350.1	
LCSD 280-182369/104	Lab Control Sample Dup	Total/NA	Water	350.1	
LCSD 280-182369/20	Lab Control Sample Dup	Total/NA	Water	350.1	
MB 280-182369/105	Method Blank	Total/NA	Water	350.1	
MB 280-182369/21	Method Blank	Total/NA	Water	350.1	

General Chemistry (Continued)

Analysis Batch: 182512

Lab Sample ID	Client Sample ID	Prep Type	Matrix	Method	Prep Batch
280-43807-7	MW-5A	Total/NA	Water	SM 2540C	
280-44125-A-1 DU	Duplicate	Total/NA	Water	SM 2540C	
LCS 280-182512/2	Lab Control Sample	Total/NA	Water	SM 2540C	
LCSD 280-182512/3	Lab Control Sample Dup	Total/NA	Water	SM 2540C	
MB 280-182512/1	Method Blank	Total/NA	Water	SM 2540C	

Rad

Prep Batch: 60582

Lab Sample ID	Client Sample ID	Prep Type	Matrix	Method	Prep Batch
160-2887-A-2-D MS	Matrix Spike	Total/NA	Water	Evaporation	
160-2887-A-2-E MSBT	Matrix Spike	Total/NA	Water	Evaporation	
160-2887-A-2-F DU	Duplicate	Total/NA	Water	Evaporation	
280-43807-1	MW-5B	Total/NA	Water	Evaporation	
280-43807-2	MW-6AR	Total/NA	Water	Evaporation	
280-43807-3	MW-3A	Total/NA	Water	Evaporation	
280-43807-4	MW-4B	Total/NA	Water	Evaporation	
280-43807-5	MW-6BR	Total/NA	Water	Evaporation	
280-43807-6	MW-3B	Total/NA	Water	Evaporation	
280-43807-7	MW-5A	Total/NA	Water	Evaporation	
280-43807-9	MW-4A	Total/NA	Water	Evaporation	
280-43807-10	MW-FL1	Total/NA	Water	Evaporation	
280-43853-1	MW-8R	Total/NA	Water	Evaporation	
280-43853-2	MW-7A	Total/NA	Water	Evaporation	
280-43853-3	MW-7B	Total/NA	Water	Evaporation	
280-43853-4	MW-2B	Total/NA	Water	Evaporation	
280-43853-5	MW-2AR	Total/NA	Water	Evaporation	
280-43853-6	MW-FL2R	Total/NA	Water	Evaporation	
280-43853-7	MW-FL3	Total/NA	Water	Evaporation	
280-43853-8	MW-1B	Total/NA	Water	Evaporation	
280-43853-9	MW-1A	Total/NA	Water	Evaporation	
LCS 160-60582/2-A	Lab Control Sample	Total/NA	Water	Evaporation	
LCSB 160-60582/3-A	Lab Control Sample	Total/NA	Water	Evaporation	
MB 160-60582/1-A	Method Blank	Total/NA	Water	Evaporation	

Field Service / Mobile Lab

Analysis Batch: 184129

Lab Sample ID	Client Sample ID	Prep Type	Matrix	Method	Prep Batch
280-43807-1	MW-5B	Total/NA	Water	Field Sampling	
280-43807-2	MW-6AR	Total/NA	Water	Field Sampling	
280-43807-3	MW-3A	Total/NA	Water	Field Sampling	
280-43807-4	MW-4B	Total/NA	Water	Field Sampling	
280-43807-5	MW-6BR	Total/NA	Water	Field Sampling	
280-43807-6	MW-3B	Total/NA	Water	Field Sampling	
280-43807-7	MW-5A	Total/NA	Water	Field Sampling	
280-43807-9	MW-4A	Total/NA	Water	Field Sampling	
280-43807-10	MW-FL1	Total/NA	Water	Field Sampling	
280-43853-1	MW-8R	Total/NA	Water	Field Sampling	
280-43853-2	MW-7A	Total/NA	Water	Field Sampling	

Field Service / Mobile Lab (Continued)

Analysis Batch: 184129 (Continued)

Lab Sample ID	Client Sample ID	Prep Type	Matrix	Method	Prep Batch
280-43853-3	MW-7B	Total/NA	Water	Field Sampling	
280-43853-4	MW-2B	Total/NA	Water	Field Sampling	
280-43853-5	MW-2AR	Total/NA	Water	Field Sampling	
280-43853-6	MW-FL2R	Total/NA	Water	Field Sampling	
280-43853-7	MW-FL3	Total/NA	Water	Field Sampling	
280-43853-8	MW-1B	Total/NA	Water	Field Sampling	
280-43853-9	MW-1A	Total/NA	Water	Field Sampling	
280-43853-10	Equipment Blank	Total/NA	Water	Field Sampling	

Lab Chronicle

Client: Waste Management
Project/Site: FL26|Vista

TestAmerica Job ID: 280-43807-1

Client Sample ID: MW-5B

Lab Sample ID: 280-43807-1

Date Collected: 06/26/13 15:32
Matrix: Water
Date Received: 06/27/13 09:30

Prep Type	Batch Type	Batch Method	Run	Dil Factor	Initial Amount	Final Amount	Batch Number	Prepared or Analyzed	Analyst	Lab
Total/NA	Analysis	8260B		1	20 mL	20 mL	181581	07/05/13 16:26	JLS	TAL DEN
Total/NA	Prep	8011			35.3 mL	35 mL	180871	06/28/13 07:53	BMG	TAL DEN
Total/NA	Analysis	8011		1			180898	06/28/13 14:31	BMG	TAL DEN
Total/NA	Prep	7470A			30 mL	30 mL	180900	06/28/13 12:00	JM	TAL DEN
Total/NA	Analysis	7470A		1			181097	06/28/13 17:31	NMF	TAL DEN
Total Recoverable	Prep	3005A			50 mL	50 mL	180809	07/01/13 08:00	JKH	TAL DEN
Total Recoverable	Analysis	6020		1			181450	07/03/13 04:14	TEL	TAL DEN
Total Recoverable	Prep	3005A			50 mL	50 mL	180807	07/01/13 08:00	JKH	TAL DEN
Total Recoverable	Analysis	6010B		1			181567	07/03/13 17:37	HEB	TAL DEN
Total/NA	Analysis	300.0		1			180856	06/27/13 15:46	EMK	TAL DEN
Total/NA	Analysis	300.0		1			180857	06/27/13 15:46	EMK	TAL DEN
Total/NA	Analysis	SM 2120B		1	50 mL	50 mL	180963	06/27/13 14:14	DVA	TAL DEN
Total/NA	Analysis	SM 2540C		1	100 mL	100 mL	181269	07/02/13 08:49	JRS	TAL DEN
Total/NA	Analysis	350.1		1		10 mL	182149	07/10/13 11:19	DME	TAL DEN
Total/NA	Prep	Evaporation			200 mL	1.0 g	60582	07/15/13 10:46	MJS	TAL SL
Total/NA	Analysis	9310		1			60627	07/15/13 17:41	RTM	TAL SL
Total/NA	Analysis	Field Sampling		1			184129	06/26/13 13:32	DMH	TAL DEN

Client Sample ID: MW-6AR

Lab Sample ID: 280-43807-2

Date Collected: 06/26/13 14:32
Matrix: Water
Date Received: 06/27/13 09:30

Prep Type	Batch Type	Batch Method	Run	Dil Factor	Initial Amount	Final Amount	Batch Number	Prepared or Analyzed	Analyst	Lab
Total/NA	Analysis	8260B		1	20 mL	20 mL	181581	07/05/13 16:46	JLS	TAL DEN
Total/NA	Prep	8011			35.7 mL	35 mL	180871	06/28/13 07:53	BMG	TAL DEN
Total/NA	Analysis	8011		1			180898	06/28/13 14:51	BMG	TAL DEN
Total/NA	Prep	7470A			30 mL	30 mL	180900	06/28/13 12:00	JM	TAL DEN
Total/NA	Analysis	7470A		1			181097	06/28/13 17:33	NMF	TAL DEN
Total Recoverable	Prep	3005A			50 mL	50 mL	180809	07/01/13 08:00	JKH	TAL DEN
Total Recoverable	Analysis	6020		1			181450	07/03/13 04:17	TEL	TAL DEN
Total Recoverable	Prep	3005A			50 mL	50 mL	180807	07/01/13 08:00	JKH	TAL DEN
Total Recoverable	Analysis	6010B		1			181567	07/03/13 17:39	HEB	TAL DEN
Total/NA	Analysis	300.0		1			180856	06/27/13 16:02	EMK	TAL DEN
Total/NA	Analysis	300.0		5			180857	06/27/13 19:29	EMK	TAL DEN
Total/NA	Analysis	SM 2120B		1	50 mL	50 mL	180963	06/27/13 14:14	DVA	TAL DEN
Total/NA	Analysis	SM 2540C		1	100 mL	100 mL	181269	07/02/13 08:49	JRS	TAL DEN
Total/NA	Analysis	350.1		1		10 mL	182149	07/10/13 11:26	DME	TAL DEN
Total/NA	Prep	Evaporation			200 mL	1.0 g	60582	07/15/13 10:46	MJS	TAL SL
Total/NA	Analysis	9310		1			60627	07/15/13 17:41	RTM	TAL SL
Total/NA	Analysis	Field Sampling		1			184129	06/26/13 12:32	DMH	TAL DEN

Client Sample ID: MW-3A

Lab Sample ID: 280-43807-3

Date Collected: 06/26/13 13:46

Matrix: Water

Date Received: 06/27/13 09:30

Prep Type	Batch Type	Batch Method	Run	Dil Factor	Initial Amount	Final Amount	Batch Number	Prepared or Analyzed	Analyst	Lab
Total/NA	Analysis	8260B		1	20 mL	20 mL	181581	07/05/13 17:07	JLS	TAL DEN
Total/NA	Prep	8011			35.7 mL	35 mL	180871	06/28/13 07:53	BMG	TAL DEN
Total/NA	Analysis	8011		1			180898	06/28/13 15:12	BMG	TAL DEN
Total/NA	Prep	7470A			30 mL	30 mL	180900	06/28/13 12:00	JM	TAL DEN
Total/NA	Analysis	7470A		1			181097	06/28/13 17:35	NMF	TAL DEN
Total Recoverable	Prep	3005A			50 mL	50 mL	180809	07/01/13 08:00	JKH	TAL DEN
Total Recoverable	Analysis	6020		1			181450	07/03/13 04:20	TEL	TAL DEN
Total Recoverable	Prep	3005A			50 mL	50 mL	180807	07/01/13 08:00	JKH	TAL DEN
Total Recoverable	Analysis	6010B		1			181567	07/03/13 17:41	HEB	TAL DEN
Total/NA	Analysis	300.0		1			180856	06/27/13 16:18	EMK	TAL DEN
Total/NA	Analysis	300.0		1			180857	06/27/13 16:18	EMK	TAL DEN
Total/NA	Analysis	SM 2120B		1	50 mL	50 mL	180963	06/27/13 14:14	DVA	TAL DEN
Total/NA	Analysis	SM 2540C		1	100 mL	100 mL	181269	07/02/13 08:49	JRS	TAL DEN
Total/NA	Analysis	350.1		1		10 mL	182149	07/10/13 11:29	DME	TAL DEN
Total/NA	Prep	Evaporation			200 mL	1.0 g	60582	07/15/13 10:46	MJS	TAL SL
Total/NA	Analysis	9310		1			60627	07/15/13 17:41	RTM	TAL SL
Total/NA	Analysis	Field Sampling		1			184129	06/26/13 11:46	DMH	TAL DEN

Client Sample ID: MW-4B

Lab Sample ID: 280-43807-4

Date Collected: 06/26/13 13:03

Matrix: Water

Date Received: 06/27/13 09:30

Prep Type	Batch Type	Batch Method	Run	Dil Factor	Initial Amount	Final Amount	Batch Number	Prepared or Analyzed	Analyst	Lab
Total/NA	Analysis	8260B		1	20 mL	20 mL	181581	07/05/13 17:28	JLS	TAL DEN
Total/NA	Prep	8011			35.8 mL	35 mL	180871	06/28/13 07:53	BMG	TAL DEN
Total/NA	Analysis	8011		1			180898	06/28/13 15:32	BMG	TAL DEN
Total/NA	Prep	7470A			30 mL	30 mL	180900	06/28/13 12:00	JM	TAL DEN
Total/NA	Analysis	7470A		1			181097	06/28/13 17:42	NMF	TAL DEN
Total Recoverable	Prep	3005A			50 mL	50 mL	180809	07/01/13 08:00	JKH	TAL DEN
Total Recoverable	Analysis	6020		1			181450	07/03/13 04:23	TEL	TAL DEN
Total Recoverable	Prep	3005A			50 mL	50 mL	180807	07/01/13 08:00	JKH	TAL DEN
Total Recoverable	Analysis	6010B		1			181567	07/03/13 17:44	HEB	TAL DEN
Total/NA	Analysis	300.0		1			180856	06/27/13 16:34	EMK	TAL DEN
Total/NA	Analysis	300.0		1			180857	06/27/13 16:34	EMK	TAL DEN
Total/NA	Analysis	SM 2120B		1	50 mL	50 mL	180963	06/27/13 14:14	DVA	TAL DEN
Total/NA	Analysis	SM 2540C		1	100 mL	100 mL	181269	07/02/13 08:49	JRS	TAL DEN
Total/NA	Analysis	350.1		1		10 mL	182149	07/10/13 11:31	DME	TAL DEN
Total/NA	Prep	Evaporation			200 mL	1.0 g	60582	07/15/13 10:46	MJS	TAL SL
Total/NA	Analysis	9310		1			60627	07/15/13 17:42	RTM	TAL SL
Total/NA	Analysis	Field Sampling		1			184129	06/26/13 11:03	DMH	TAL DEN

Lab Chronicle

Client: Waste Management
Project/Site: FL26|Vista

TestAmerica Job ID: 280-43807-1

Client Sample ID: MW-6BR

Lab Sample ID: 280-43807-5

Date Collected: 06/26/13 10:22
Matrix: Water
Date Received: 06/27/13 09:30

Prep Type	Batch Type	Batch Method	Run	Dil Factor	Initial Amount	Final Amount	Batch Number	Prepared or Analyzed	Analyst	Lab
Total/NA	Analysis	8260B		1	20 mL	20 mL	181581	07/05/13 17:48	JLS	TAL DEN
Total/NA	Prep	8011			35.4 mL	35 mL	180871	06/28/13 07:53	BMG	TAL DEN
Total/NA	Analysis	8011		1			180898	06/28/13 15:53	BMG	TAL DEN
Total/NA	Prep	7470A			30 mL	30 mL	180900	06/28/13 12:00	JM	TAL DEN
Total/NA	Analysis	7470A		1			181097	06/28/13 17:44	NMF	TAL DEN
Total Recoverable	Prep	3005A			50 mL	50 mL	180809	07/01/13 08:00	JKH	TAL DEN
Total Recoverable	Analysis	6020		1			181450	07/03/13 04:26	TEL	TAL DEN
Total Recoverable	Prep	3005A			50 mL	50 mL	180807	07/01/13 08:00	JKH	TAL DEN
Total Recoverable	Analysis	6010B		1			181567	07/03/13 17:46	HEB	TAL DEN
Total/NA	Analysis	300.0		1			180856	06/27/13 17:21	EMK	TAL DEN
Total/NA	Analysis	300.0		1			180857	06/27/13 17:21	EMK	TAL DEN
Total/NA	Analysis	SM 2120B		1	50 mL	50 mL	180963	06/27/13 14:14	DVA	TAL DEN
Total/NA	Analysis	SM 2540C		1	100 mL	100 mL	181269	07/02/13 08:49	JRS	TAL DEN
Total/NA	Analysis	350.1		1		10 mL	182149	07/10/13 11:47	DME	TAL DEN
Total/NA	Prep	Evaporation			174 mL	1.0 g	60582	07/15/13 10:46	MJS	TAL SL
Total/NA	Analysis	9310		1			60627	07/15/13 17:42	RTM	TAL SL
Total/NA	Analysis	Field Sampling		1			184129	06/26/13 08:22	DMH	TAL DEN

Client Sample ID: MW-3B

Lab Sample ID: 280-43807-6

Date Collected: 06/26/13 11:37
Matrix: Water
Date Received: 06/27/13 09:30

Prep Type	Batch Type	Batch Method	Run	Dil Factor	Initial Amount	Final Amount	Batch Number	Prepared or Analyzed	Analyst	Lab
Total/NA	Analysis	8260B		1	20 mL	20 mL	181581	07/05/13 18:09	JLS	TAL DEN
Total/NA	Prep	8011			35.3 mL	35 mL	180871	06/28/13 07:53	BMG	TAL DEN
Total/NA	Analysis	8011		1			180898	06/28/13 16:13	BMG	TAL DEN
Total/NA	Prep	7470A			30 mL	30 mL	180900	06/28/13 12:00	JM	TAL DEN
Total/NA	Analysis	7470A		1			181097	06/28/13 17:47	NMF	TAL DEN
Total Recoverable	Prep	3005A			50 mL	50 mL	180809	07/01/13 08:00	JKH	TAL DEN
Total Recoverable	Analysis	6020		1			181450	07/03/13 04:35	TEL	TAL DEN
Total Recoverable	Prep	3005A			50 mL	50 mL	180807	07/01/13 08:00	JKH	TAL DEN
Total Recoverable	Analysis	6010B		1			181567	07/03/13 17:48	HEB	TAL DEN
Total/NA	Analysis	300.0		1			180856	06/27/13 17:37	EMK	TAL DEN
Total/NA	Analysis	300.0		1			180857	06/27/13 17:37	EMK	TAL DEN
Total/NA	Analysis	SM 2120B		1	50 mL	50 mL	180963	06/27/13 14:14	DVA	TAL DEN
Total/NA	Analysis	SM 2540C		1	100 mL	100 mL	181269	07/02/13 08:49	JRS	TAL DEN
Total/NA	Analysis	350.1		1		10 mL	182149	07/10/13 11:50	DME	TAL DEN
Total/NA	Prep	Evaporation			200 mL	1.0 g	60582	07/15/13 10:46	MJS	TAL SL
Total/NA	Analysis	9310		1			60627	07/15/13 17:42	RTM	TAL SL
Total/NA	Analysis	Field Sampling		1			184129	06/26/13 09:37	DMH	TAL DEN

Client Sample ID: MW-5A

Lab Sample ID: 280-43807-7

Date Collected: 06/26/13 15:33

Matrix: Water

Date Received: 06/27/13 09:30

Prep Type	Batch Type	Batch Method	Run	Dil Factor	Initial Amount	Final Amount	Batch Number	Prepared or Analyzed	Analyst	Lab
Total/NA	Analysis	8260B		1	20 mL	20 mL	181581	07/05/13 18:30	JLS	TAL DEN
Total/NA	Prep	8011			35 mL	35 mL	180871	06/28/13 07:53	BMG	TAL DEN
Total/NA	Analysis	8011		1			180898	06/28/13 16:34	BMG	TAL DEN
Total/NA	Prep	7470A			30 mL	30 mL	180900	06/28/13 12:00	JM	TAL DEN
Total/NA	Analysis	7470A		1			181097	06/28/13 17:49	NMF	TAL DEN
Total Recoverable	Prep	3005A			50 mL	50 mL	180809	07/01/13 08:00	JKH	TAL DEN
Total Recoverable	Analysis	6020		1			181450	07/03/13 04:38	TEL	TAL DEN
Total Recoverable	Prep	3005A			50 mL	50 mL	180807	07/01/13 08:00	JKH	TAL DEN
Total Recoverable	Analysis	6010B		1			181567	07/03/13 17:51	HEB	TAL DEN
Total/NA	Analysis	300.0		1			180856	06/27/13 17:53	EMK	TAL DEN
Total/NA	Analysis	300.0		1			180857	06/27/13 17:53	EMK	TAL DEN
Total/NA	Analysis	SM 2120B		1	50 mL	50 mL	180963	06/27/13 14:14	DVA	TAL DEN
Total/NA	Analysis	SM 2540C		1	100 mL	100 mL	181269	07/02/13 08:49	JRS	TAL DEN
Total/NA	Analysis	350.1		1		10 mL	182149	07/10/13 11:52	DME	TAL DEN
Total/NA	Analysis	SM 2540C		1	100 mL	100 mL	182512	07/12/13 14:16	AFB	TAL DEN
Total/NA	Prep	Evaporation			200 mL	1.0 g	60582	07/15/13 10:46	MJS	TAL SL
Total/NA	Analysis	9310		1			60627	07/15/13 17:42	RTM	TAL SL
Total/NA	Analysis	Field Sampling		1			184129	06/26/13 13:33	DMH	TAL DEN

Client Sample ID: TRIP BLANK

Lab Sample ID: 280-43807-8

Date Collected: 06/26/13 00:00

Matrix: Water

Date Received: 06/27/13 09:30

Prep Type	Batch Type	Batch Method	Run	Dil Factor	Initial Amount	Final Amount	Batch Number	Prepared or Analyzed	Analyst	Lab
Total/NA	Analysis	8260B		1	20 mL	20 mL	181581	07/05/13 18:50	JLS	TAL DEN

Client Sample ID: MW-4A

Lab Sample ID: 280-43807-9

Date Collected: 06/26/13 14:08

Matrix: Water

Date Received: 06/27/13 09:30

Prep Type	Batch Type	Batch Method	Run	Dil Factor	Initial Amount	Final Amount	Batch Number	Prepared or Analyzed	Analyst	Lab
Total/NA	Analysis	8260B		1	20 mL	20 mL	181872	07/09/13 15:06	LWT	TAL DEN
Total/NA	Prep	8011			35.2 mL	35 mL	180871	06/28/13 07:53	BMG	TAL DEN
Total/NA	Analysis	8011		1			180898	06/28/13 16:54	BMG	TAL DEN
Total/NA	Prep	7470A			30 mL	30 mL	180900	06/28/13 12:00	JM	TAL DEN
Total/NA	Analysis	7470A		1			181097	06/28/13 17:51	NMF	TAL DEN
Total Recoverable	Prep	3005A			50 mL	50 mL	180809	07/01/13 08:00	JKH	TAL DEN
Total Recoverable	Analysis	6020		1			181450	07/03/13 04:42	TEL	TAL DEN
Total Recoverable	Prep	3005A			50 mL	50 mL	180807	07/01/13 08:00	JKH	TAL DEN
Total Recoverable	Analysis	6010B		1			181567	07/03/13 17:53	HEB	TAL DEN
Total/NA	Analysis	300.0		1			180856	06/27/13 18:57	EMK	TAL DEN
Total/NA	Analysis	300.0		1			180857	06/27/13 18:57	EMK	TAL DEN

Lab Chronicle

Client: Waste Management
Project/Site: FL26|Vista

TestAmerica Job ID: 280-43807-1

Client Sample ID: MW-4A

Lab Sample ID: 280-43807-9

Date Collected: 06/26/13 14:08
Matrix: Water
Date Received: 06/27/13 09:30

Prep Type	Batch Type	Batch Method	Run	Dil Factor	Initial Amount	Final Amount	Batch Number	Prepared or Analyzed	Analyst	Lab
Total/NA	Analysis	SM 2120B		1	50 mL	50 mL	180963	06/27/13 14:14	DVA	TAL DEN
Total/NA	Analysis	SM 2540C		1	100 mL	100 mL	181269	07/02/13 08:49	JRS	TAL DEN
Total/NA	Analysis	350.1		1		10 mL	182149	07/10/13 11:54	DME	TAL DEN
Total/NA	Prep	Evaporation			200 mL	1.0 g	60582	07/15/13 10:46	MJS	TAL SL
Total/NA	Analysis	9310		1			60627	07/15/13 17:42	RTM	TAL SL
Total/NA	Analysis	Field Sampling		1			184129	06/26/13 12:08	DMH	TAL DEN

Client Sample ID: MW-FL1

Lab Sample ID: 280-43807-10

Date Collected: 06/26/13 14:01
Matrix: Water
Date Received: 06/27/13 09:30

Prep Type	Batch Type	Batch Method	Run	Dil Factor	Initial Amount	Final Amount	Batch Number	Prepared or Analyzed	Analyst	Lab
Total/NA	Analysis	8260B		1	20 mL	20 mL	181872	07/09/13 15:27	LWT	TAL DEN
Total/NA	Prep	8011			35.6 mL	35 mL	180871	06/28/13 07:53	BMG	TAL DEN
Total/NA	Analysis	8011		1			180898	06/28/13 17:15	BMG	TAL DEN
Total/NA	Prep	7470A			30 mL	30 mL	180900	06/28/13 12:00	JM	TAL DEN
Total/NA	Analysis	7470A		1			181097	06/28/13 17:54	NMF	TAL DEN
Total Recoverable	Prep	3005A			50 mL	50 mL	180809	07/01/13 08:00	JKH	TAL DEN
Total Recoverable	Analysis	6020		1			181450	07/03/13 04:45	TEL	TAL DEN
Total Recoverable	Prep	3005A			50 mL	50 mL	180807	07/01/13 08:00	JKH	TAL DEN
Total Recoverable	Analysis	6010B		1			181567	07/03/13 17:55	HEB	TAL DEN
Total/NA	Analysis	300.0		1			180856	06/27/13 19:13	EMK	TAL DEN
Total/NA	Analysis	300.0		1			180857	06/27/13 19:13	EMK	TAL DEN
Total/NA	Analysis	SM 2120B		1	50 mL	50 mL	180963	06/27/13 14:14	DVA	TAL DEN
Total/NA	Analysis	SM 2540C		1	100 mL	100 mL	181269	07/02/13 08:49	JRS	TAL DEN
Total/NA	Analysis	350.1		1		10 mL	182149	07/10/13 12:04	DME	TAL DEN
Total/NA	Prep	Evaporation			170 mL	1.0 g	60582	07/15/13 10:46	MJS	TAL SL
Total/NA	Analysis	9310		1			60627	07/15/13 17:42	RTM	TAL SL
Total/NA	Analysis	Field Sampling		1			184129	06/26/13 12:01	DMH	TAL DEN

Client Sample ID: MW-8R

Lab Sample ID: 280-43853-1

Date Collected: 06/27/13 10:01
Matrix: Water
Date Received: 06/28/13 10:00

Prep Type	Batch Type	Batch Method	Run	Dil Factor	Initial Amount	Final Amount	Batch Number	Prepared or Analyzed	Analyst	Lab
Total/NA	Analysis	8260B		1	20 mL	20 mL	182026	07/10/13 11:54	MD	TAL DEN
Total/NA	Prep	8011			34.8 mL	35 mL	181289	07/02/13 09:41	BMG	TAL DEN
Total/NA	Analysis	8011		1			181311	07/02/13 13:16	BMG	TAL DEN
Total/NA	Prep	7470A			30 mL	30 mL	181110	07/01/13 13:20	NMF	TAL DEN
Total/NA	Analysis	7470A		1			181270	07/01/13 18:43	NMF	TAL DEN
Total Recoverable	Analysis	6010B		1			181417	07/02/13 21:53	JKH	TAL DEN
Total Recoverable	Prep	3005A			50 mL	50 mL	181003	07/02/13 08:30	CRR	TAL DEN

Client Sample ID: MW-8R

Lab Sample ID: 280-43853-1

Date Collected: 06/27/13 10:01
Matrix: Water
Date Received: 06/28/13 10:00

Prep Type	Batch Type	Batch Method	Run	Dil Factor	Initial Amount	Final Amount	Batch Number	Prepared or Analyzed	Analyst	Lab
Total Recoverable	Analysis	6020		1			181450	07/03/13 05:13	TEL	TAL DEN
Total Recoverable	Prep	3005A			50 mL	50 mL	181002	07/02/13 08:30	CRR	TAL DEN
Total Recoverable	Analysis	6010B		1			181569	07/03/13 21:49	HEB	TAL DEN
Total/NA	Analysis	300.0		1			181166	06/28/13 13:08	EMK	TAL DEN
Total/NA	Analysis	300.0		1			181172	06/28/13 13:08	EMK	TAL DEN
Total/NA	Analysis	SM 2120B		1	50 mL	50 mL	181330	06/28/13 13:01	DVA	TAL DEN
Total/NA	Analysis	SM 2540C		1	100 mL	100 mL	181487	07/03/13 13:15	AFB	TAL DEN
Total/NA	Analysis	350.1		1		10 mL	182149	07/10/13 12:25	DME	TAL DEN
Total/NA	Prep	Evaporation			200 mL	1.0 g	60582	07/15/13 10:46	MJS	TAL SL
Total/NA	Analysis	9310		1			60627	07/15/13 17:42	RTM	TAL SL
Total/NA	Analysis	Field Sampling		1			184129	06/27/13 08:01	DMH	TAL DEN

Client Sample ID: MW-7A

Lab Sample ID: 280-43853-2

Date Collected: 06/27/13 07:55
Matrix: Water
Date Received: 06/28/13 10:00

Prep Type	Batch Type	Batch Method	Run	Dil Factor	Initial Amount	Final Amount	Batch Number	Prepared or Analyzed	Analyst	Lab
Total/NA	Analysis	8260B		1	20 mL	20 mL	182026	07/10/13 12:15	MD	TAL DEN
Total/NA	Prep	8011			35.2 mL	35 mL	181289	07/02/13 09:41	BMG	TAL DEN
Total/NA	Analysis	8011		1			181311	07/02/13 13:36	BMG	TAL DEN
Total/NA	Prep	7470A			30 mL	30 mL	181110	07/01/13 13:20	NMF	TAL DEN
Total/NA	Analysis	7470A		1			181270	07/01/13 18:45	NMF	TAL DEN
Total Recoverable	Prep	3005A			50 mL	50 mL	181002	07/02/13 08:30	CRR	TAL DEN
Total Recoverable	Analysis	6010B		1			181417	07/02/13 22:02	JKH	TAL DEN
Total Recoverable	Prep	3005A			50 mL	50 mL	181003	07/02/13 08:30	CRR	TAL DEN
Total Recoverable	Analysis	6020		1			181450	07/03/13 05:16	TEL	TAL DEN
Total Recoverable	Analysis	6010B		1			181569	07/03/13 21:58	HEB	TAL DEN
Total/NA	Analysis	300.0		5			181166	06/28/13 14:00	EMK	TAL DEN
Total/NA	Analysis	300.0		1			181172	06/28/13 13:25	EMK	TAL DEN
Total/NA	Analysis	SM 2120B		1	50 mL	50 mL	181330	06/28/13 13:01	DVA	TAL DEN
Total/NA	Analysis	SM 2540C		1	100 mL	100 mL	181487	07/03/13 13:15	AFB	TAL DEN
Total/NA	Analysis	350.1		1		10 mL	182149	07/10/13 12:27	DME	TAL DEN
Total/NA	Prep	Evaporation			167 mL	1.0 g	60582	07/15/13 10:46	MJS	TAL SL
Total/NA	Analysis	9310		1			60604	07/15/13 17:56	RTM	TAL SL
Total/NA	Analysis	Field Sampling		1			184129	06/27/13 05:55	DMH	TAL DEN

Client Sample ID: MW-7B

Lab Sample ID: 280-43853-3

Date Collected: 06/27/13 07:13
Matrix: Water
Date Received: 06/28/13 10:00

Prep Type	Batch Type	Batch Method	Run	Dil Factor	Initial Amount	Final Amount	Batch Number	Prepared or Analyzed	Analyst	Lab
Total/NA	Analysis	8260B		1	20 mL	20 mL	182026	07/10/13 12:36	MD	TAL DEN

Client Sample ID: MW-7B

Lab Sample ID: 280-43853-3

Date Collected: 06/27/13 07:13

Matrix: Water

Date Received: 06/28/13 10:00

Prep Type	Batch Type	Batch Method	Run	Dil Factor	Initial Amount	Final Amount	Batch Number	Prepared or Analyzed	Analyst	Lab
Total/NA	Prep	8011			35.2 mL	35 mL	181289	07/02/13 09:41	BMG	TAL DEN
Total/NA	Analysis	8011		1			181311	07/02/13 13:56	BMG	TAL DEN
Total/NA	Prep	7470A			30 mL	30 mL	181110	07/01/13 13:20	NMF	TAL DEN
Total/NA	Analysis	7470A		1			181270	07/01/13 18:47	NMF	TAL DEN
Total Recoverable	Prep	3005A			50 mL	50 mL	181002	07/02/13 08:30	CRR	TAL DEN
Total Recoverable	Analysis	6010B		1			181417	07/02/13 22:04	JKH	TAL DEN
Total Recoverable	Prep	3005A			50 mL	50 mL	181003	07/02/13 08:30	CRR	TAL DEN
Total Recoverable	Analysis	6020		1			181450	07/03/13 05:31	TEL	TAL DEN
Total Recoverable	Analysis	6010B		1			181569	07/03/13 22:00	HEB	TAL DEN
Total/NA	Analysis	300.0		1			181166	06/28/13 15:07	EMK	TAL DEN
Total/NA	Analysis	300.0		1			181172	06/28/13 15:07	EMK	TAL DEN
Total/NA	Analysis	SM 2120B		1	50 mL	50 mL	181330	06/28/13 13:01	DVA	TAL DEN
Total/NA	Analysis	SM 2540C		1	100 mL	100 mL	181487	07/03/13 13:15	AFB	TAL DEN
Total/NA	Analysis	350.1		1		10 mL	182149	07/10/13 12:29	DME	TAL DEN
Total/NA	Prep	Evaporation			200 mL	1.0 g	60582	07/15/13 10:46	MJS	TAL SL
Total/NA	Analysis	9310		1			60604	07/15/13 17:56	RTM	TAL SL
Total/NA	Analysis	Field Sampling		1			184129	06/27/13 05:13	DMH	TAL DEN

Client Sample ID: MW-2B

Lab Sample ID: 280-43853-4

Date Collected: 06/27/13 08:42

Matrix: Water

Date Received: 06/28/13 10:00

Prep Type	Batch Type	Batch Method	Run	Dil Factor	Initial Amount	Final Amount	Batch Number	Prepared or Analyzed	Analyst	Lab
Total/NA	Analysis	8260B		1	20 mL	20 mL	182026	07/10/13 12:58	MD	TAL DEN
Total/NA	Prep	8011			34.8 mL	35 mL	181289	07/02/13 09:41	BMG	TAL DEN
Total/NA	Analysis	8011		1			181311	07/02/13 14:17	BMG	TAL DEN
Total/NA	Prep	7470A			30 mL	30 mL	181110	07/01/13 13:20	NMF	TAL DEN
Total/NA	Analysis	7470A		1			181270	07/01/13 18:50	NMF	TAL DEN
Total Recoverable	Prep	3005A			50 mL	50 mL	181002	07/02/13 08:30	CRR	TAL DEN
Total Recoverable	Analysis	6010B		1			181417	07/02/13 22:06	JKH	TAL DEN
Total Recoverable	Prep	3005A			50 mL	50 mL	181003	07/02/13 08:30	CRR	TAL DEN
Total Recoverable	Analysis	6020		1			181450	07/03/13 05:40	TEL	TAL DEN
Total Recoverable	Analysis	6010B		1			181569	07/03/13 22:02	HEB	TAL DEN
Total/NA	Analysis	300.0		1			181166	06/28/13 15:24	EMK	TAL DEN
Total/NA	Analysis	300.0		1			181172	06/28/13 15:24	EMK	TAL DEN
Total/NA	Analysis	SM 2120B		1	50 mL	50 mL	181330	06/28/13 13:01	DVA	TAL DEN
Total/NA	Analysis	SM 2540C		1	100 mL	100 mL	181487	07/03/13 13:15	AFB	TAL DEN
Total/NA	Analysis	350.1		1		10 mL	182149	07/10/13 12:32	DME	TAL DEN
Total/NA	Prep	Evaporation			200 mL	1.0 g	60582	07/15/13 10:46	MJS	TAL SL
Total/NA	Analysis	9310		1			60604	07/15/13 17:57	RTM	TAL SL
Total/NA	Analysis	Field Sampling		1			184129	06/27/13 06:42	DMH	TAL DEN

Client Sample ID: MW-2AR

Lab Sample ID: 280-43853-5

Date Collected: 06/27/13 09:25
Matrix: Water
Date Received: 06/28/13 10:00

Prep Type	Batch Type	Batch Method	Run	Dil Factor	Initial Amount	Final Amount	Batch Number	Prepared or Analyzed	Analyst	Lab
Total/NA	Analysis	8260B		1	20 mL	20 mL	182026	07/10/13 13:19	MD	TAL DEN
Total/NA	Prep	8011			35 mL	35 mL	181289	07/02/13 09:41	BMG	TAL DEN
Total/NA	Analysis	8011		1			181311	07/02/13 14:38	BMG	TAL DEN
Total/NA	Prep	7470A			30 mL	30 mL	181110	07/01/13 13:20	NMF	TAL DEN
Total/NA	Analysis	7470A		1			181270	07/01/13 18:52	NMF	TAL DEN
Total Recoverable	Prep	3005A			50 mL	50 mL	181002	07/02/13 08:30	CRR	TAL DEN
Total Recoverable	Analysis	6010B		1			181417	07/02/13 22:17	JKH	TAL DEN
Total Recoverable	Prep	3005A			50 mL	50 mL	181003	07/02/13 08:30	CRR	TAL DEN
Total Recoverable	Analysis	6020		1			181450	07/03/13 05:43	TEL	TAL DEN
Total Recoverable	Analysis	6010B		1			181569	07/03/13 22:16	HEB	TAL DEN
Total/NA	Analysis	300.0		1			181166	06/28/13 15:40	EMK	TAL DEN
Total/NA	Analysis	300.0		1			181172	06/28/13 15:40	EMK	TAL DEN
Total/NA	Analysis	SM 2120B		1	50 mL	50 mL	181330	06/28/13 13:01	DVA	TAL DEN
Total/NA	Analysis	SM 2540C		1	100 mL	100 mL	181487	07/03/13 13:15	AFB	TAL DEN
Total/NA	Analysis	350.1		1		10 mL	182369	07/11/13 17:29	DME	TAL DEN
Total/NA	Prep	Evaporation			200 mL	1.0 g	60582	07/15/13 10:46	MJS	TAL SL
Total/NA	Analysis	9310		1			60604	07/15/13 17:57	RTM	TAL SL
Total/NA	Analysis	Field Sampling		1			184129	06/27/13 07:25	DMH	TAL DEN

Client Sample ID: MW-FL2R

Lab Sample ID: 280-43853-6

Date Collected: 06/27/13 09:41
Matrix: Water
Date Received: 06/28/13 10:00

Prep Type	Batch Type	Batch Method	Run	Dil Factor	Initial Amount	Final Amount	Batch Number	Prepared or Analyzed	Analyst	Lab
Total/NA	Analysis	8260B		1	20 mL	20 mL	182026	07/10/13 13:40	MD	TAL DEN
Total/NA	Prep	8011			35.4 mL	35 mL	181289	07/02/13 09:41	BMG	TAL DEN
Total/NA	Analysis	8011		1			181311	07/02/13 14:58	BMG	TAL DEN
Total/NA	Prep	7470A			30 mL	30 mL	181110	07/01/13 13:20	NMF	TAL DEN
Total/NA	Analysis	7470A		1			181270	07/01/13 18:54	NMF	TAL DEN
Total Recoverable	Prep	3005A			50 mL	50 mL	181002	07/02/13 08:30	CRR	TAL DEN
Total Recoverable	Analysis	6010B		1			181417	07/02/13 22:20	JKH	TAL DEN
Total Recoverable	Prep	3005A			50 mL	50 mL	181003	07/02/13 08:30	CRR	TAL DEN
Total Recoverable	Analysis	6020		1			181450	07/03/13 05:47	TEL	TAL DEN
Total Recoverable	Analysis	6010B		1			181569	07/03/13 22:18	HEB	TAL DEN
Total/NA	Analysis	300.0		1			181166	06/28/13 15:57	EMK	TAL DEN
Total/NA	Analysis	300.0		1			181172	06/28/13 15:57	EMK	TAL DEN
Total/NA	Analysis	SM 2120B		1	50 mL	50 mL	181330	06/28/13 13:01	DVA	TAL DEN
Total/NA	Analysis	SM 2540C		1	100 mL	100 mL	181487	07/03/13 13:15	AFB	TAL DEN
Total/NA	Analysis	350.1		1		10 mL	182149	07/10/13 12:36	DME	TAL DEN
Total/NA	Prep	Evaporation			200 mL	1.0 g	60582	07/15/13 10:46	MJS	TAL SL
Total/NA	Analysis	9310		1			60604	07/15/13 17:57	RTM	TAL SL
Total/NA	Analysis	Field Sampling		1			184129	06/27/13 07:41	DMH	TAL DEN

Lab Chronicle

Client: Waste Management
Project/Site: FL26|Vista

TestAmerica Job ID: 280-43807-1

Client Sample ID: MW-FL3

Lab Sample ID: 280-43853-7

Date Collected: 06/27/13 08:49
Matrix: Water
Date Received: 06/28/13 10:00

Prep Type	Batch Type	Batch Method	Run	Dil Factor	Initial Amount	Final Amount	Batch Number	Prepared or Analyzed	Analyst	Lab
Total/NA	Analysis	8260B		1	20 mL	20 mL	182026	07/10/13 14:01	MD	TAL DEN
Total/NA	Prep	8011			35.3 mL	35 mL	181289	07/02/13 09:41	BMG	TAL DEN
Total/NA	Analysis	8011		1			181311	07/02/13 15:19	BMG	TAL DEN
Total/NA	Prep	7470A			30 mL	30 mL	181110	07/01/13 13:20	NMF	TAL DEN
Total/NA	Analysis	7470A		1			181270	07/01/13 18:57	NMF	TAL DEN
Total Recoverable	Prep	3005A			50 mL	50 mL	181002	07/02/13 08:30	CRR	TAL DEN
Total Recoverable	Analysis	6010B		1			181417	07/02/13 22:22	JKH	TAL DEN
Total Recoverable	Prep	3005A			50 mL	50 mL	181003	07/02/13 08:30	CRR	TAL DEN
Total Recoverable	Analysis	6020		1			181450	07/03/13 05:50	TEL	TAL DEN
Total Recoverable	Analysis	6010B		1			181569	07/03/13 22:21	HEB	TAL DEN
Total/NA	Analysis	300.0		1			181166	06/28/13 16:48	EMK	TAL DEN
Total/NA	Analysis	300.0		1			181172	06/28/13 16:48	EMK	TAL DEN
Total/NA	Analysis	SM 2120B		1	50 mL	50 mL	181330	06/28/13 13:01	DVA	TAL DEN
Total/NA	Analysis	SM 2540C		1	100 mL	100 mL	181487	07/03/13 13:15	AFB	TAL DEN
Total/NA	Analysis	350.1		1		10 mL	182149	07/10/13 12:39	DME	TAL DEN
Total/NA	Prep	Evaporation			142 mL	1.0 g	60582	07/15/13 10:46	MJS	TAL SL
Total/NA	Analysis	9310		1			60604	07/15/13 17:57	RTM	TAL SL
Total/NA	Analysis	Field Sampling		1			184129	06/27/13 06:49	DMH	TAL DEN

Client Sample ID: MW-1B

Lab Sample ID: 280-43853-8

Date Collected: 06/27/13 07:35
Matrix: Water
Date Received: 06/28/13 10:00

Prep Type	Batch Type	Batch Method	Run	Dil Factor	Initial Amount	Final Amount	Batch Number	Prepared or Analyzed	Analyst	Lab
Total/NA	Analysis	8260B		1	20 mL	20 mL	182026	07/10/13 14:22	MD	TAL DEN
Total/NA	Prep	8011			35 mL	35 mL	181289	07/02/13 09:41	BMG	TAL DEN
Total/NA	Analysis	8011		1			181311	07/02/13 15:40	BMG	TAL DEN
Total/NA	Prep	7470A			30 mL	30 mL	181110	07/01/13 13:20	NMF	TAL DEN
Total/NA	Analysis	7470A		1			181270	07/01/13 18:59	NMF	TAL DEN
Total Recoverable	Analysis	6010B		1			181417	07/02/13 22:24	JKH	TAL DEN
Total Recoverable	Prep	3005A			50 mL	50 mL	181003	07/02/13 08:30	CRR	TAL DEN
Total Recoverable	Analysis	6020		1			181450	07/03/13 05:53	TEL	TAL DEN
Total Recoverable	Prep	3005A			50 mL	50 mL	181002	07/02/13 08:30	CRR	TAL DEN
Total Recoverable	Analysis	6010B		1			181569	07/03/13 22:23	HEB	TAL DEN
Total/NA	Analysis	300.0		1			181166	06/28/13 17:04	EMK	TAL DEN
Total/NA	Analysis	300.0		1			181172	06/28/13 17:04	EMK	TAL DEN
Total/NA	Analysis	SM 2120B		1	50 mL	50 mL	181330	06/28/13 13:01	DVA	TAL DEN
Total/NA	Analysis	SM 2540C		1	100 mL	100 mL	181521	07/03/13 17:50	AFB	TAL DEN
Total/NA	Analysis	350.1		1		10 mL	182149	07/10/13 12:41	DME	TAL DEN
Total/NA	Prep	Evaporation			200 mL	1.0 g	60582	07/15/13 10:46	MJS	TAL SL
Total/NA	Analysis	9310		1			60604	07/15/13 17:57	RTM	TAL SL
Total/NA	Analysis	Field Sampling		1			184129	06/27/13 05:35	DMH	TAL DEN

Lab Chronicle

Client: Waste Management
Project/Site: FL26|Vista

TestAmerica Job ID: 280-43807-1

Client Sample ID: MW-1A

Lab Sample ID: 280-43853-9

Date Collected: 06/27/13 08:07
Matrix: Water
Date Received: 06/28/13 10:00

Prep Type	Batch Type	Batch Method	Run	Dil Factor	Initial Amount	Final Amount	Batch Number	Prepared or Analyzed	Analyst	Lab
Total/NA	Analysis	8260B		1	20 mL	20 mL	182026	07/10/13 14:43	MD	TAL DEN
Total/NA	Prep	8011			35.2 mL	35 mL	181289	07/02/13 09:41	BMG	TAL DEN
Total/NA	Analysis	8011		1			181311	07/02/13 16:00	BMG	TAL DEN
Total/NA	Prep	7470A			30 mL	30 mL	181110	07/01/13 13:20	NMF	TAL DEN
Total/NA	Analysis	7470A		1			181270	07/01/13 19:06	NMF	TAL DEN
Total Recoverable	Prep	3005A			50 mL	50 mL	181002	07/02/13 08:30	CRR	TAL DEN
Total Recoverable	Analysis	6010B		1			181417	07/02/13 22:27	JKH	TAL DEN
Total Recoverable	Prep	3005A			50 mL	50 mL	181003	07/02/13 08:30	CRR	TAL DEN
Total Recoverable	Analysis	6020		1			181450	07/03/13 05:56	TEL	TAL DEN
Total Recoverable	Analysis	6010B		1			181569	07/03/13 22:25	HEB	TAL DEN
Total/NA	Analysis	300.0		5			181166	06/28/13 18:12	EMK	TAL DEN
Total/NA	Analysis	300.0		1			181172	06/28/13 17:21	EMK	TAL DEN
Total/NA	Analysis	SM 2120B		1	50 mL	50 mL	181330	06/28/13 13:01	DVA	TAL DEN
Total/NA	Analysis	SM 2540C		1	100 mL	100 mL	181521	07/03/13 17:50	AFB	TAL DEN
Total/NA	Analysis	350.1		1		10 mL	182149	07/10/13 12:43	DME	TAL DEN
Total/NA	Prep	Evaporation			136 mL	1.0 g	60582	07/15/13 10:46	MJS	TAL SL
Total/NA	Analysis	9310		1			60604	07/15/13 17:57	RTM	TAL SL
Total/NA	Analysis	Field Sampling		1			184129	06/27/13 06:07	DMH	TAL DEN

Client Sample ID: Equipment Blank

Lab Sample ID: 280-43853-10

Date Collected: 06/27/13 10:00
Matrix: Water
Date Received: 06/28/13 10:00

Prep Type	Batch Type	Batch Method	Run	Dil Factor	Initial Amount	Final Amount	Batch Number	Prepared or Analyzed	Analyst	Lab
Total/NA	Prep	7470A			30 mL	30 mL	181110	07/01/13 13:20	NMF	TAL DEN
Total/NA	Analysis	7470A		1			181270	07/01/13 19:08	NMF	TAL DEN
Total Recoverable	Prep	3005A			50 mL	50 mL	181002	07/02/13 08:30	CRR	TAL DEN
Total Recoverable	Analysis	6010B		1			181417	07/02/13 22:29	JKH	TAL DEN
Total Recoverable	Prep	3005A			50 mL	50 mL	181003	07/02/13 08:30	CRR	TAL DEN
Total Recoverable	Analysis	6020		1			181450	07/03/13 05:59	TEL	TAL DEN
Total Recoverable	Analysis	6010B		1			181569	07/03/13 22:14	HEB	TAL DEN
Total/NA	Analysis	300.0		1			181166	06/28/13 17:38	EMK	TAL DEN
Total/NA	Analysis	300.0		1			181172	06/28/13 17:38	EMK	TAL DEN
Total/NA	Analysis	SM 2120B		1	50 mL	50 mL	181330	06/28/13 13:01	DVA	TAL DEN
Total/NA	Analysis	SM 2540C		1	100 mL	100 mL	181521	07/03/13 17:50	AFB	TAL DEN
Total/NA	Analysis	350.1		1		10 mL	182149	07/10/13 12:46	DME	TAL DEN
Total/NA	Analysis	Field Sampling		1			184129	06/27/13 08:00	DMH	TAL DEN

Lab Chronicle

Client: Waste Management
Project/Site: FL26|Vista

TestAmerica Job ID: 280-43807-1

Client Sample ID: TRIP BLANK1

Lab Sample ID: 280-43853-11

Date Collected: 06/27/13 07:13

Matrix: Water

Date Received: 06/28/13 10:00

Prep Type	Batch Type	Batch Method	Run	Dil Factor	Initial Amount	Final Amount	Batch Number	Prepared or Analyzed	Analyst	Lab
Total/NA	Analysis	8260B		1	20 mL	20 mL	182026	07/10/13 15:04	MD	TAL DEN

Laboratory References:

TAL DEN = TestAmerica Denver, 4955 Yarrow Street, Arvada, CO 80002, TEL (303)736-0100

TAL SL = TestAmerica St. Louis, 13715 Rider Trail North, Earth City, MO 63045, TEL (314)298-8566

280-43807 Chain of Custody

Chain of Custody Record

TestAmerica
THE LEADER IN ENVIRONMENTAL TESTING

Client Information	Sampler: DAN ARMOUR	Lab PM: Harrington, Danielle M	Carrier Tracking No(s):	COC No. 280-14072-6649.1
Client Contact: Mr. Paul Bermillo	Phone: 225.907.4060	E-Mail: danielle.harrington@testamericainc.com		Page: Page 1 of 1
Company: Waste Management				Job #:
Address: Keene Road Landfill 242 West Keene Road	Due Date Requested:			
City: Apopka	TAT Requested (days):			
State, Zip: FL, 32703				
Phone:	PO #: Purchase Order not required			
Email: pbermil1@wm.com	WO #:			
Project Name: FL26|Vista	Project #: 28002729-Annual GW June			
Site: Florida	SSOW#			

Analysis Requested

Sample Identification	Sample Date	Sample Time	Sample Type (C=comp, G=grab)	Matrix (W=water, S=solid, O=waste/oil, BT=Tissue, A=Air)	Field Filtered Sample (Yes or No)	Perform MS/MSD (Yes or No)	8260B	TDS/Cl/NO3(IC)/Color	Total Metals	Ammonia	8011	Gross Alpha (TA St. Louis)	Total Number of containers	Special Instructions/Note:
			Preservation Code:				A	N	D	S	R	D		
MW-05B	6-26	1532	G	W	N		3	1	1	1	3	1		Short Holds: NO3(IC), Color
MW-06R	6-26	1432	G	W	N		3	1	1	1	3	1		
MW-03A	6-26	1346	G	W	N		3	1	1	1	3	1		
MW-04B	6-26	1303	G	W	N		3	1	1	1	3	1		
MW-06BR	6-26	1022	G	W	N		3	1	1	1	3	1		
MW-03B	6-26	1137	G	W	N		3	1	1	1	3	1		
MW-05A	6-26	1533	G	W	N		3	1	1	1	3	1		
TRIP	6-26	—	G	W	N		✓							
MW-04A	6-26	1448	G	W	N		3	1	1	1	3	1		
MW-FL1	6-26	1401	G	W	N		3	1	1	1	3	1		

Preservation Codes:

A - HCL	M - Hexane
B - NaOH	N - None
C - Zn Acetate	O - AsNaO2
D - Nitric Acid	P - Na2O4S
E - NaHSO4	Q - Na2SO3
F - MeOH	R - Na2S2SO3
G - Amchlor	S - H2SO4
H - Ascorbic Acid	T - TSP Dodecahydrate
I - Ice	U - Acetone
J - DI Water	V - MCAA
K - EDTA	W - ph 4-5
L - EDA	Z - other (specify)

Other:

Possible Hazard Identification
☐ Non-Hazard ☐ Flammable ☐ Skin Irritant ☐ Poison B ☐ Unknown ☐ Radiological

Sample Disposal (A fee may be assessed if samples are retained longer than 1 month)
☐ Return To Client ☐ Disposal By Lab ☐ Archive For _____ Months

Deliverable Requested: I, II, III, IV, Other (specify)

Special Instructions/QC Requirements:

Empty Kit Relinquished by:	Date:	Time:	Method of Shipment:

Relinquished by	Date/Time	Company	Received by	Date/Time	Company
[signature]	6-26-13 / 1800	PRO-TECH	[signature]	6/27/13 930	TAD

Custody Seals Intact: Δ Yes Δ No

Custody Seal No.:

Cooler Temperature(s) °C and Other Remarks: 5.7 4.7, 0.3 IR3 6/27/13 AB

TestAmerica Denver
4955 Yarrow Street
Arvada, CO 80002
Phone (303) 736-0100 Fax (303) 431-7171

280-43853 Chain of Custody

Chain of Custody Record

TestAmerica
THE LEADER IN ENVIRONMENTAL TESTING

Client Information	Sampler: DAN ARMOUR	Lab PM: Harrington, Danielle M	Carrier Tracking No(s):	COC No: 280-14072-6649.1
Client Contact: Mr. Paul Bermillo	Phone: 225.907.4060	E-Mail: danielle.harrington@testamericainc.com		Page: Page 1 of 1
Company: Waste Management				Job #:
Address: Keene Road Landfill 242 West Keene Road	Due Date Requested:			
City: Apopka	TAT Requested (days):			
State, Zip: FL, 32703				
Phone:	PO #: Purchase Order not required			
Email: pbermil1@wm.com	WO #:			
Project Name: FL26|Vista	Project #: 28002729-Annual GW June			
Site: Florida	SSOW#:			

Analysis Requested

Preservation Codes:

A - HCL, B - NaOH, C - Zn Acetate, D - Nitric Acid, E - NaHSO4, F - MeOH, G - Amchlor, H - Ascorbic Acid, I - Ice, J - DI Water, K - EDTA, L - EDA, M - Hexane, N - None, O - AsNaO2, P - Na2O4S, Q - Na2SO3, R - Na2S2SO3, S - H2SO4, T - TSP Dodecahydrate, U - Acetone, V - MCAA, W - ph 4-5, Z - other (specify)

Other:

Sample Identification	Sample Date	Sample Time	Sample Type (C=Comp, G=grab)	Matrix (W=water, S=solid, O=waste/oil, BT=Tissue, A=Air)	Field Filtered Sample (Yes or No)	Perform MS/MSD (Yes or No)	8260B	TDS/Cl/NO3(IC)/Color	Total Metals	Ammonia	8011	Gross Alpha (TA St. Louis)	Total Number of containers	Special Instructions/Note:
			Preservation Code:				A	N	D	S	R	D		
MW-08R	6-27	1001	G	W	N		3	1	1	1	3	1		Short Holds: NO3(IC), Color
MW-07A	6-27	0755	G	W	N		3	1	1	1	3	1		
MW-07B	6-27	0713	G	W	N		3	1	1	1	3	1		
MW-02B	6-27	0842	G	W	N		3	1	1	1	3	1		
MW-02AR	6-27	0925	G	W	N		3	1	1	1	3	1		
MW-FL2R	6-27	0941	G	W	N		3	1	1	1	3	1		
MW-FL3	6-27	0849	G	W	N		3	1	1	1	3	1		
MW-01A	6-27	0735	G	W	N		3	1	1	1	3	1		
MW-01B	6-27	0807	G	W	N		3	1	1	1	3	1		
EQUIPMENT BLANK	6-27	1000	G	W	N			1	1	1				
TRIP	6-27	—	G	W	N		✓							

Possible Hazard Identification
☐ *Non-Hazard* ☐ *Flammable* ☐ *Skin Irritant* ☐ *Poison B* ☐ *Unknown* ☐ *Radiological*

Sample Disposal (A fee may be assessed if samples are retained longer than 1 month)
☐ *Return To Client* ☐ *Disposal By Lab* ☐ *Archive For* _____ *Months*

Deliverable Requested: I, II, III, IV, Other (specify)

Special Instructions/QC Requirements:

Empty Kit Relinquished by:	Date:	Time:	Method of Shipment:	
Relinquished by:	Date/Time: 6-27-13 / 1330	Company: PRO-TECH	Received by:	Date/Time: 6/28/13 1000	Company: TA
Relinquished by:	Date/Time: /	Company:	Received by:	Date/Time:	Company:
Relinquished by:	Date/Time:	Company:	Received by:	Date/Time:	Company:

Custody Seals Intact: Δ Yes Δ No

Custody Seal No.:

Cooler Temperature(s) °C and Other Remarks: 3.0, 2.9, 2.7 ER 6/28/13 AB

TestAmerica Denver
4955 Yarrow Street
Arvada, CO 80002
Phone (303) 736-0100 Fax (303) 431-7171

Chain of Custody Record

TestAmerica
THE LEADER IN ENVIRONMENTAL TESTING

Client Information	Sampler: DAN ARMOUR	Lab PM: Harrington, Danielle M	Carrier Tracking No(s):	COC No: 280-14072-6649.1
Client Contact: Mr. Paul Bermillo	Phone: 225.907.4060	E-Mail: danielle.harrington@testamericainc.com		Page: Page 1 of 1
Company: Waste Management				Job #:
Address: Keene Road Landfill 242 West Keene Road	Due Date Requested:			
City: Apopka	TAT Requested (days):			
State, Zip: FL, 32703				
Phone:	PO #: Purchase Order not required			
Email: pbermil1@wm.com	WO #:			
Project Name: FL26|Vista	Project #: 28002729-Annual GW June			
Site: Florida	SSOW#:			

Analysis Requested

Preservation Codes:

A - HCL, B - NaOH, C - Zn Acetate, D - Nitric Acid, E - NaHSO4, F - MeOH, G - Amchlor, H - Ascorbic Acid, I - Ice, J - DI Water, K - EDTA, L - EDA, M - Hexane, N - None, O - AsNaO2, P - Na2O4S, Q - Na2SO3, R - Na2S2SO3, S - H2SO4, T - TSP Dodecahydrate, U - Acetone, V - MCAA, W - ph 4-5, Z - other (specify)

Other:

Sample Identification	Sample Date	Sample Time	Sample Type (C=comp, G=grab)	Matrix (W=water, S=solid, O=waste/oil, BT=Tissue, A=Air)	Field Filtered Sample (Yes or No)	Perform MS/MSD (Yes or No)	8260B	TDS/Cl/NO3(IC)/Color	Total Metals	Ammonia	8011	Gross Alpha (TA St. Louis)	Total Number of containers	Special Instructions/Note:
			Preservation Code:				A	N	D	S	R	D		
MW-08R	6-27	1001	G	W	N		3	1	1	1	3	1		Short Holds: NO3(IC), Color
MW-07A	6-27	0755	G	W	N		3	1	1	1	3	1		
MW-07B	6-27	0713	G	W	N		3	1	1	1	3	1		
MW-02B	6-27	0842	G	W	N		3	1	1	1	3	1		
MW-02AR	6-27	0925	G	W	N		3	1	1	1	3	1		
MW-FL2R	6-27	0941	G	W	N		3	1	1	1	3	1		
MW-FL3	6-27	0849	G	W	N		3	1	1	1	3	1		
D&A ~~MW-01A~~ MW-01B	6-27	0735	G	W	N		3	1	1	1	3	1		
D&A ~~MW-01B~~ MW-01A	6-27	0807	G	W	N		3	1	1	1	3	1		
EQUIPMENT BLANK	6-27	1000	G	W	N			1	1	1				
TRIP	6-27	—	G	W	N		✓							

Possible Hazard Identification
☐ *Non-Hazard* ☐ *Flammable* ☐ *Skin Irritant* ☐ *Poison B* ☐ *Unknown* ☐ *Radiological*

Sample Disposal (A fee may be assessed if samples are retained longer than 1 month)
☐ *Return To Client* ☐ *Disposal By Lab* ☐ *Archive For* _____ *Months*

Deliverable Requested: I, II, III, IV, Other (specify)

Special Instructions/QC Requirements:

Empty Kit Relinquished by:	Date:	Time:	Method of Shipment:

Relinquished by:	Date/Time:	Company	Received by:	Date/Time:	Company
	6-27-13 / 1330	PRO-TECH			
Relinquished by:	Date/Time:	Company	Received by:	Date/Time:	Company
Relinquished by:	Date/Time:	Company	Received by:	Date/Time:	Company

Custody Seals Intact: Δ Yes Δ No | Custody Seal No.: | Cooler Temperature(s) °C and Other Remarks:

Form FD 9000-24

GROUNDWATER SAMPLING LOG

SITE NAME: VISTA (DP)		SITE LOCATION: APOPKA, FL	
WELL NO: ~~MW-01B~~ MW-01A	SAMPLE ID:		DATE: 6-27-13

PURGING DATA

WELL DIAMETER (inches): 2	TUBING DIAMETER (inches): 3/8	WELL SCREEN INTERVAL DEPTH: 86.78 feet to 96.78 feet	STATIC DEPTH TO WATER (feet): 43.88	PURGE PUMP TYPE OR BAILER: BP
WELL ELEVATION TOC (ft NGVD): 109.53		GROUNDWATER ELEVATION (ft NGVD): 65.65		

WELL VOLUME PURGE: 1 WELL VOLUME = (TOTAL WELL DEPTH – STATIC DEPTH TO WATER) X WELL CAPACITY
(only fill out if applicable)
= (feet – feet) X gallons/foot = gallons

EQUIPMENT VOLUME PURGE: 1 EQUIPMENT VOL. = PUMP VOLUME + (TUBING CAPACITY X TUBING LENGTH) + FLOW CELL VOLUME
(only fill out if applicable)
= 0.3 gallons + (0.006 gallons/foot X 96.78 feet) + 0.05 gallons = 0.93 gallons

INITIAL PUMP OR TUBING DEPTH IN WELL (feet): 91.78	FINAL PUMP OR TUBING DEPTH IN WELL (feet): 91.78	PURGING INITIATED AT: 0745	PURGING ENDED AT: 0806	TOTAL VOLUME PURGED (gallons) 5.25

TIME	VOLUME PURGED (gallons)	CUMUL. VOLUME PURGED (gallons)	PURGE RATE (gpm)	DEPTH TO WATER (feet)	pH (standard units)	TEMP. (°C)	COND. (circle units) µmhos/cm or µS/cm	DISSOLVED OXYGEN (circle units) mg/L or % saturation	TURBIDITY (NTUs)	ORP (mV)	COLOR	ODOR
0754	2.25	2.25	0.25	48.72	7.46	23.8	376	0.6	0.44	83		
0758	1.00	3.25	0.25	48.72	7.46	23.8	376	0.5	0.45	83		
0802	1.00	4.25	0.25	48.72	7.46	23.9	378	0.6	0.39	84		
0806	1.00	5.25	0.25	48.72	7.46	23.9	377	0.6	0.39	84	NONE	

WELL CAPACITY (Gallons Per Foot): 0.75" = 0.02; 1" = 0.04; 1.25" = 0.06; 2" = 0.16; 3" = 0.37; 4" = 0.65; 5" = 1.02; 6" = 1.47; 12" = 5.88
TUBING INSIDE DIA. CAPACITY (Gal./FL): 1/8" = 0.0003; 3/16" = 0.0014; 1/4" = 0.0026; 5/16" = 0.004; 3/8" = 0.006; 1/2" = 0.010; 5/8" = 0.016
PURGING EQUIPMENT CODES: B = Bailer; BP = Bladder Pump; ESP = Electric Submersible Pump; PP = Peristaltic Pump; O = Other (Specify)

SAMPLING DATA

SAMPLED BY (PRINT) / AFFILIATION: DAN ARMOUR, BEN RAMJEAWAN / PRO-TECH	SAMPLER(S) SIGNATURE(S):	SAMPLING INITIATED AT: 0807	SAMPLING ENDED AT: NR
PUMP OR TUBING DEPTH IN WELL (feet): 91.78	TUBING MATERIAL CODE: T	FIELD-FILTERED: Y (N) µm Filtration Equipment Type:	FILTER SIZE:
FIELD DECONTAMINATION: PUMP Y (N)	TUBING Y (N replaced)	DUPLICATE: Y (N)	

SAMPLE CONTAINER SPECIFICATION				SAMPLE PRESERVATION			INTENDED ANALYSIS AND/OR METHOD	SAMPLE PUMP FLOW RATE (µl ~~mL~~ per minute)	SAMPLING EQUIPMENT CODE
SAMPLE ID CODE	# CONTAINERS	MATERIAL CODE	VOLUME	PRESERVATIVE USED	TOTAL VOL ADDED IN FIELD (mL)	FINAL pH			
	3	CG	40ml	HCl	—	NM	VOA	0.25	BP
	3	CG	40ml	Nathio	—		EDB/DBCP		
	1	AG	500ml	H2SO4	—		NH3		
	1	PE	1 l	~~G-CHEM~~	—		G-CHEM		
	1	PE	1 l	HNO3	—		GROSS ALPHA		
	1	PE	500ml	HNO3	—		METALS		

REMARKS:
Sheen Present YES (NO)

MATERIAL CODES: AG = Amber Glass; CG = Clear Glass; PE = Polyethylene; PP = Polypropylene; S = Silicone; T = Teflon; O = Other (Specify)

SAMPLING EQUIPMENT CODES: APP = After Peristaltic Pump; B = Bailer; BP = Bladder Pump; ESP = Electric Submersible Pump; RFPP = Reverse Flow Peristaltic Pump; SM = Straw Method (Tubing Gravity Drain); O = Other (Specify)

NOTES: 1. The above do not constitute all of the information required by Chapter 62-160, F.A.C.
2. STABILIZATION CRITERIA FOR RANGE OF VARIATION OF LAST THREE CONSECUTIVE READINGS (SEE FS 2212, SECTION 3)
pH: ± 0.2 units Temperature: ± 0.2 °C Specific Conductance: ± 5% Dissolved Oxygen: all readings ≤ 20% saturation (see Table FS 2200-2), optionally, ± 0.2 mg/L or ± 10% (whichever is greater) Turbidity: all readings ≤ 20 NTU; optionally ± 5 NTU or ± 10% (whichever is greater)

Revision Date: February 12, 2009

Form FD 9000-24

GROUNDWATER SAMPLING LOG

SITE NAME: VISTA (64)		SITE LOCATION: APOPKA, FL	
WELL NO: ~~MW-01A~~ MW-01B	SAMPLE ID:		DATE: 6-27-13

PURGING DATA

WELL DIAMETER (inches): 2	TUBING DIAMETER (inches): 3/8	WELL SCREEN INTERVAL DEPTH 59.71 feet to 69.71 feet	STATIC DEPTH TO WATER (feet): 55.52	PURGE PUMP TYPE OR BAILER: BP
WELL ELEVATION TOC (ft NGVD): 109.47		GROUNDWATER ELEVATION (ft NGVD): 53.95		

WELL VOLUME PURGE: 1 WELL VOLUME = (TOTAL WELL DEPTH – STATIC DEPTH TO WATER) X WELL CAPACITY
(only fill out if applicable)
= (feet – feet) X gallons/foot = gallons

EQUIPMENT VOLUME PURGE: 1 EQUIPMENT VOL. = PUMP VOLUME + (TUBING CAPACITY X TUBING LENGTH) + FLOW CELL VOLUME
(only fill out if applicable)
= 0.3 gallons + (0.006 gallons/foot X 69.71 feet) + 0.05 gallons = 0.77 gallons

INITIAL PUMP OR TUBING DEPTH IN WELL (feet): 64.71	FINAL PUMP OR TUBING DEPTH IN WELL (feet): 64.71	PURGING INITIATED AT: 0715	PURGING ENDED AT: 0734	TOTAL VOLUME PURGED (gallons) 5.32

TIME	VOLUME PURGED (gallons)	CUMUL. VOLUME PURGED (gallons)	PURGE RATE (gpm)	DEPTH TO WATER (feet)	pH (standard units)	TEMP. (°C)	COND. (circle units) µmhos/cm or µS/cm	DISSOLVED OXYGEN (circle units) mg/L or % saturation	TURBIDITY (NTUs)	ORP (mV)	COLOR	ODOR
0725	2.80	2.80	0.28	58.11	7.60	23.7	181	0.6	1.44	83		
0728	0.84	3.64	0.28	58.10	7.61	23.7	181	0.7	1.41	82		
0731	0.84	4.48	0.28	58.13	7.61	23.8	181	0.7	1.37	82		
0734	0.84	5.32	0.28	58.14	7.62	23.8	178	0.7	1.29	82	None	

WELL CAPACITY (Gallons Per Foot): 0.75" = 0.02; 1" = 0.04; 1.25" = 0.06; 2" = 0.16; 3" = 0.37; 4" = 0.65; 5" = 1.02; 6" = 1.47; 12" = 5.88
TUBING INSIDE DIA. CAPACITY (Gal./FL): 1/8" = 0.0006; 3/16" = 0.0014; 1/4" = 0.0026; 5/16" = 0.004; 3/8" = 0.006; 1/2" = 0.010; 5/8" = 0.016
PURGING EQUIPMENT CODES: B = Bailer; BP = Bladder Pump; ESP = Electric Submersible Pump; PP = Peristaltic Pump; O = Other (Specify

SAMPLING DATA

SAMPLED BY (PRINT) / AFFILIATION: DAN ARMOUR, BEN RAMJEAWAN / PRO-TECH	SAMPLER(S) SIGNATURE(S):	SAMPLING INITIATED AT: 0735	SAMPLING ENDED AT: NR
PUMP OR TUBING DEPTH IN WELL (feet): 64.71	TUBING MATERIAL CODE: T	FIELD-FILTERED: Y (N) µm Filtration Equipment Type:	FILTER SIZE:
FIELD DECONTAMINATION: PUMP Y (N)	TUBING Y (N replaced)	DUPLICATE: Y (N)	

SAMPLE CONTAINER SPECIFICATION				SAMPLE PRESERVATION			INTENDED ANALYSIS AND/OR METHOD	SAMPLE PUMP FLOW RATE (~~mL~~ gal per minute)	SAMPLING EQUIPMENT CODE
SAMPLE ID CODE	# CONTAINERS	MATERIAL CODE	VOLUME	PRESERVATIVE USED	TOTAL VOL ADDED IN FIELD (mL)	FINAL pH			
	3	CG	40ml	HCl	—	NM	VOA	0.28	BP
	3	CG	40ml	Nathio	—		EDB/DBCP		
	1	AG	500ml	H2SO4	—		NH3		
	1	PE	1 l	~~G-CHEM~~	—		G-CHEM		
	1	PE	1 l	HNO3	—		GROSS ALPHA		
	1	PE	500ml	HNO3	—		METALS		

REMARKS:
Sheen Present: YES (NO)

MATERIAL CODES: AG = Amber Glass; CG = Clear Glass; PE = Polyethylene; PP = Polypropylene; S = Silicone; T = Teflon; O = Other (Specify)

SAMPLING EQUIPMENT CODES: APP = After Peristaltic Pump; B = Bailer; BP = Bladder Pump; ESP = Electric Submersible Pump; RFPP = Reverse Flow Peristaltic Pump; SM = Straw Method (Tubing Gravity Drain); O = Other (Specify)

NOTES: 1. The above do not constitute all of the information required by Chapter 62-160, F.A.C.
2. STABILIZATION CRITERIA FOR RANGE OF VARIATION OF LAST THREE CONSECUTIVE READINGS (SEE FS 2212, SECTION 3)
pH: ± 0.2 units Temperature: ± 0.2 °C Specific Conductance: ± 5% Dissolved Oxygen: all readings ≤ 20% saturation (see Table FS 2200-2), optionally, ± 0.2 mg/L or ± 10% (whichever is greater) Turbidity: all readings ≤ 20 NTU; optionally ± 5 NTU or ± 10% (whichever is greater)

Revision Date: February 12, 2009

Form FD 9000-24

GROUNDWATER SAMPLING LOG

SITE NAME: VISTA		SITE LOCATION: APOPKA, FL	
WELL NO: MW-04A	SAMPLE ID:		DATE: 6-26-13

PURGING DATA

WELL DIAMETER (inches): 2	TUBING DIAMETER (inches): 1/4	WELL SCREEN INTERVAL DEPTH: 26.65 feet to 46.65 feet	STATIC DEPTH TO WATER (feet): 32.20	PURGE PUMP TYPE OR BAILER: BP
WELL ELEVATION TOC (ft NGVD): 82.04		GROUNDWATER ELEVATION (ft NGVD): 49.84		

WELL VOLUME PURGE: 1 WELL VOLUME = (TOTAL WELL DEPTH – STATIC DEPTH TO WATER) X WELL CAPACITY
(only fill out if applicable)
= (feet – feet) X gallons/foot = gallons

EQUIPMENT VOLUME PURGE: 1 EQUIPMENT VOL. = PUMP VOLUME + (TUBING CAPACITY X TUBING LENGTH) + FLOW CELL VOLUME
(only fill out if applicable)
= 0.2 gallons + (0.0026 gallons/foot X 46.65 feet) + 0.05 gallons = 0.37 gallons

INITIAL PUMP OR TUBING DEPTH IN WELL (feet): 41.65	FINAL PUMP OR TUBING DEPTH IN WELL (feet): 41.65	PURGING INITIATED AT: 1430	PURGING ENDED AT: 1447	TOTAL VOLUME PURGED (gallons) 2.72

TIME	VOLUME PURGED (gallons)	CUMUL. VOLUME PURGED (gallons)	PURGE RATE (gpm)	DEPTH TO WATER (feet)	pH (standard units)	TEMP. (°C)	COND. (circle units) µmhos/cm or µS/cm	DISSOLVED OXYGEN (circle units) mg/L or % saturation	TURBIDITY (NTUs)	ORP (mV)	COLOR	ODOR
1438	1.28	1.28	0.16	33.54	4.86	27.2	63	0.7	2.45	67		
1441	0.48	1.76	0.16	33.55	4.77	27.3	61	0.7	2.36	70		
1444	0.48	2.24	0.16	33.57	4.78	27.2	60	0.7	2.31	73		
1447	0.48	2.72	0.16	33.59	4.78	27.3	57	0.6	2.18	72	NONE	

WELL CAPACITY (Gallons Per Foot): 0.75" = 0.02; 1" = 0.04; 1.25" = 0.06; 2" = 0.16; 3" = 0.37; 4" = 0.65; 5" = 1.02; 6" = 1.47; 12" = 5.88
TUBING INSIDE DIA. CAPACITY (Gal./Ft.): 1/8" = 0.0006; 3/16" = 0.0014; 1/4" = 0.0026; 5/16" = 0.004; 3/8" = 0.006; 1/2" = 0.010; 5/8" = 0.016
PURGING EQUIPMENT CODES: B = Bailer; BP = Bladder Pump; ESP = Electric Submersible Pump; PP = Peristaltic Pump; O = Other (Specify

SAMPLING DATA

SAMPLED BY (PRINT) / AFFILIATION: DAN ARMOUR, BEN RAMJEAWAN / PRO-TECH	SAMPLER(S) SIGNATURE(S):	SAMPLING INITIATED AT: 1448	SAMPLING ENDED AT: NR
PUMP OR TUBING DEPTH IN WELL (feet): 41.65	TUBING MATERIAL CODE: T	FIELD-FILTERED: Y (N) µm Filtration Equipment Type:	FILTER SIZE:
FIELD DECONTAMINATION: PUMP Y (N)	TUBING Y (N) (replaced)	DUPLICATE: Y (N)	

SAMPLE CONTAINER SPECIFICATION				SAMPLE PRESERVATION			INTENDED ANALYSIS AND/OR METHOD	SAMPLE PUMP FLOW RATE (mL per minute)	SAMPLING EQUIPMENT CODE
SAMPLE ID CODE	# CONTAINERS	MATERIAL CODE	VOLUME	PRESERVATIVE USED	TOTAL VOL ADDED IN FIELD (mL)	FINAL pH			
	3	CG	40ml	HCl	–	NM	VOA	0.16	BP
	3	CG	40ml	Nathio	–	|	EDB/DBCP	|	|
	1	AG	500ml	H2SO4	–	|	NH3	|	|
	1	PE	1 l	~~G-CHEM~~	–	|	G-CHEM	|	|
	1	PE	1 l	HNO3	–	|	GROSS ALPHA	|	|
	1	PE	500ml	HNO3	–		METALS		

REMARKS:
Sheen Present: YES (NO)

MATERIAL CODES: AG = Amber Glass; CG = Clear Glass; PE = Polyethylene; PP = Polypropylene; S = Silicone; T = Teflon; O = Other (Specify)

SAMPLING EQUIPMENT CODES: APP = After Peristaltic Pump; B = Bailer; BP = Bladder Pump; ESP = Electric Submersible Pump; RFPP = Reverse Flow Peristaltic Pump; SM = Straw Method (Tubing Gravity Drain); O = Other (Specify)

NOTES: 1. The above do not constitute all of the information required by Chapter 62-160, F.A.C.
2. STABILIZATION CRITERIA FOR RANGE OF VARIATION OF LAST THREE CONSECUTIVE READINGS (SEE FS 2212, SECTION 3)
pH: ± 0.2 units Temperature: ± 0.2 °C Specific Conductance: ± 5% Dissolved Oxygen: all readings ≤ 20% saturation (see Table FS 2200-2), optionally, ± 0.2 mg/L or ± 10% (whichever is greater) Turbidity: all readings ≤ 20 NTU; optionally ± 5 NTU or ± 10% (whichever is greater)

Revision Date: February 12, 2009

Form FD 9000-24

GROUNDWATER SAMPLING LOG

SITE NAME: VISTA		SITE LOCATION: APOPKA, FL	
WELL NO: MW-FL1	SAMPLE ID:		DATE: 6-26-13

PURGING DATA

WELL DIAMETER (inches): 2	TUBING DIAMETER (inches): 3/8	WELL SCREEN INTERVAL DEPTH: 118.28 feet to 128.28 feet	STATIC DEPTH TO WATER (feet): 42.84	PURGE PUMP TYPE OR BAILER: BP
WELL ELEVATION TOC (ft NGVD): 93.16		GROUNDWATER ELEVATION (ft NGVD): 50.32		

WELL VOLUME PURGE: 1 WELL VOLUME = (TOTAL WELL DEPTH – STATIC DEPTH TO WATER) X WELL CAPACITY
(only fill out if applicable)
= (feet – feet) X gallons/foot = gallons

EQUIPMENT VOLUME PURGE: 1 EQUIPMENT VOL. = PUMP VOLUME + (TUBING CAPACITY X TUBING LENGTH) + FLOW CELL VOLUME
(only fill out if applicable)
= 0.3 gallons + (0.006 gallons/foot X 128.88 feet) + 0.05 gallons = 1.12 gallons

INITIAL PUMP OR TUBING DEPTH IN WELL (feet): 123.88	FINAL PUMP OR TUBING DEPTH IN WELL (feet): 123.88	PURGING INITIATED AT: 1335	PURGING ENDED AT: 1400	TOTAL VOLUME PURGED (gallons) 6.00

TIME	VOLUME PURGED (gallons)	CUMUL. VOLUME PURGED (gallons)	PURGE RATE (gpm)	DEPTH TO WATER (feet)	pH (standard units)	TEMP. (°C)	COND. (circle units) µmhos/cm or µS/cm	DISSOLVED OXYGEN (circle units) mg/L or % saturation	TURBIDITY (NTUs)	ORP (mV)	COLOR	ODOR
1345	2.40	2.40	0.24	43.90	7.18	26.7	330	0.2	3.48	48		
1350	1.20	3.60	0.24	43.90	7.19	26.6	327	0.3	3.42	44		
1355	1.20	4.80	0.24	43.90	7.20	26.6	326	0.3	3.31	49		
1400	1.20	6.00	0.24	43.90	7.19	26.5	322	0.2	3.18	52	NONE	

WELL CAPACITY (Gallons Per Foot): 0.75" = 0.02; 1" = 0.04; 1.25" = 0.06; 2" = 0.16; 3" = 0.37; 4" = 0.65; 5" = 1.02; 6" = 1.47; 12" = 5.88
TUBING INSIDE DIA. CAPACITY (Gal./FL): 1/8" = 0.0006; 3/16" = 0.0014; 1/4" = 0.0026; 5/16" = 0.004; 3/8" = 0.006; 1/2" = 0.010; 5/8" = 0.016

PURGING EQUIPMENT CODES: B = Bailer; BP = Bladder Pump; ESP = Electric Submersible Pump; PP = Peristaltic Pump; O = Other (Specify

SAMPLING DATA

SAMPLED BY (PRINT) / AFFILIATION: DAN ARMOUR, BEN RAMJEAWAN / PRO-TECH	SAMPLER(S) SIGNATURE(S):	SAMPLING INITIATED AT: 1401	SAMPLING ENDED AT: NR
PUMP OR TUBING DEPTH IN WELL (feet): 123.88	TUBING MATERIAL CODE: T	FIELD-FILTERED: Y (N) µm Filtration Equipment Type:	FILTER SIZE:
FIELD DECONTAMINATION: PUMP Y (N)	TUBING Y (N) (replaced)	DUPLICATE: Y (N)	

SAMPLE CONTAINER SPECIFICATION				SAMPLE PRESERVATION			INTENDED ANALYSIS AND/OR METHOD	SAMPLE PUMP FLOW RATE (µl per minute)	SAMPLING EQUIPMENT CODE
SAMPLE ID CODE	# CONTAINERS	MATERIAL CODE	VOLUME	PRESERVATIVE USED	TOTAL VOL ADDED IN FIELD (mL)	FINAL pH			
	3	CG	40ml	HCl	–	NM	VOA	0.24	BP
	3	CG	40ml	Nathio	–		EDB/DBCP		
	1	AG	500ml	H2SO4	–		NH3		
	1	PE	1 l	G-CHEM	–		G-CHEM		
	1	PE	1 l	HNO3	–		GROSS ALPHA		
	1	PE	500ml	HNO3	–		METALS		

REMARKS:

Sheen Present YES (NO)

MATERIAL CODES: AG = Amber Glass; CG = Clear Glass; PE = Polyethylene; PP = Polypropylene; S = Silicone; T = Teflon; O = Other (Specify)

SAMPLING EQUIPMENT CODES: APP = After Peristaltic Pump; B = Bailer; BP = Bladder Pump; ESP = Electric Submersible Pump; RFPP = Reverse Flow Peristaltic Pump; SM = Straw Method (Tubing Gravity Drain); O = Other (Specify)

NOTES: 1. The above do not constitute all of the information required by Chapter 62-160, F.A.C.
2. STABILIZATION CRITERIA FOR RANGE OF VARIATION OF LAST THREE CONSECUTIVE READINGS (SEE FS 2212, SECTION 3)
pH: ± 0.2 units Temperature: ± 0.2 °C Specific Conductance: ± 5% Dissolved Oxygen: all readings ≤ 20% saturation (see Table FS 2200-2), optionally, ± 0.2 mg/L or ± 10% (whichever is greater) Turbidity: all readings ≤ 20 NTU; optionally ± 5 NTU or ± 10% (whichever is greater)

Revision Date: February 12, 2009

Form FD 9000-24

GROUNDWATER SAMPLING LOG

SITE NAME: VISTA		SITE LOCATION: APOPKA, FL	
WELL NO: MW-03B	SAMPLE ID:		DATE: 6-26-13

PURGING DATA

WELL DIAMETER (inches): 2	TUBING DIAMETER (inches): 3/8	WELL SCREEN INTERVAL DEPTH: 80.3 feet to 85.3 feet	STATIC DEPTH TO WATER (feet): 42.50	PURGE PUMP TYPE OR BAILER: BP
WELL ELEVATION TOC (ft NGVD): 93.06		GROUNDWATER ELEVATION (ft NGVD): 50.56		

WELL VOLUME PURGE: 1 WELL VOLUME = (TOTAL WELL DEPTH – STATIC DEPTH TO WATER) X WELL CAPACITY
(only fill out if applicable)
= (feet – feet) X gallons/foot = gallons

EQUIPMENT VOLUME PURGE: 1 EQUIPMENT VOL. = PUMP VOLUME + (TUBING CAPACITY X TUBING LENGTH) + FLOW CELL VOLUME
(only fill out if applicable)
= 0.3 gallons + (0.006 gallons/foot X 85.30 feet) + 0.05 gallons = 0.86 gallons

INITIAL PUMP OR TUBING DEPTH IN WELL (feet): 82.80	FINAL PUMP OR TUBING DEPTH IN WELL (feet): 82.80	PURGING INITIATED AT: 1045	PURGING ENDED AT: 1136		TOTAL VOLUME PURGED (gallons): 4.68

TIME	VOLUME PURGED (gallons)	CUMUL. VOLUME PURGED (gallons)	PURGE RATE (gpm)	DEPTH TO WATER (feet)	pH (standard units)	TEMP. (°C)	COND. (circle units) µmhos/cm or µS/cm	DISSOLVED OXYGEN (circle units) mg/L or % saturation	TURBIDITY (NTUs)	ORP (mV)	COLOR	ODOR
1056	0.99	0.99	0.09	46.00	7.36	26.9	190	3.2	3.68	-7		
1106	0.90	1.89	0.09	45.19	7.46	27.4	192	3.1	2.00	-9		
1116	0.90	2.79	0.09	44.68	7.56	27.6	199	3.1	2.40	-9		
1126	0.90	3.69	0.09	44.25	7.62	27.6	201	3.1	3.22	-11		
1136	0.90	4.59	0.09	43.75	7.64	27.7	203	3.1	2.75	-11	NONE	

WELL CAPACITY (Gallons Per Foot): 0.75" = 0.02; 1" = 0.04; 1.25" = 0.06; 2" = 0.16; 3" = 0.37; 4" = 0.65; 5" = 1.02; 6" = 1.47; 12" = 5.88
TUBING INSIDE DIA. CAPACITY (Gal./Ft.): 1/8" = 0.0006; 3/16" = 0.0014; 1/4" = 0.0026; 5/16" = 0.004; 3/8" = 0.006; 1/2" = 0.010; 5/8" = 0.016
PURGING EQUIPMENT CODES: B = Bailer; BP = Bladder Pump; ESP = Electric Submersible Pump; PP = Peristaltic Pump; O = Other (Specify

SAMPLING DATA

SAMPLED BY (PRINT) / AFFILIATION: DAN ARMOUR, BEN RAMJEAWAN / PRO-TECH	SAMPLER(S) SIGNATURE(S):	SAMPLING INITIATED AT: 1137	SAMPLING ENDED AT: NR
PUMP OR TUBING DEPTH IN WELL (feet): 82.80	TUBING MATERIAL CODE: T	FIELD-FILTERED: Y (N) µm Filtration Equipment Type:	FILTER SIZE:
FIELD DECONTAMINATION: PUMP Y (N)	TUBING Y (N replaced)	DUPLICATE: Y (N)	

SAMPLE CONTAINER SPECIFICATION				SAMPLE PRESERVATION			INTENDED ANALYSIS AND/OR METHOD	SAMPLE PUMP FLOW RATE (~~mL~~ l per minute)	SAMPLING EQUIPMENT CODE
SAMPLE ID CODE	# CONTAINERS	MATERIAL CODE	VOLUME	PRESERVATIVE USED	TOTAL VOL ADDED IN FIELD (mL)	FINAL pH			
	3	CG	40ml	HCl	–	NM	VOA	0.09	BP
	3	CG	40ml	Nathio	–		EDB/DBCP		
	1	AG	500ml	H2SO4	–		NH3		
	1	PE	1 l	~~G-CHEM~~	–		G-CHEM		
	1	PE	1 l	HNO3	–		GROSS ALPHA		
	1	PE	500ml	HNO3	–		METALS		

REMARKS:

Sheen Present YES (NO)

MATERIAL CODES: AG = Amber Glass; CG = Clear Glass; PE = Polyethylene; PP = Polypropylene; S = Silicone; T = Teflon; O = Other (Specify)

SAMPLING EQUIPMENT CODES: APP = After Peristaltic Pump; B = Bailer; BP = Bladder Pump; ESP = Electric Submersible Pump; RFPP = Reverse Flow Peristaltic Pump; SM = Straw Method (Tubing Gravity Drain); O = Other (Specify)

NOTES: 1. The above do not constitute all of the information required by Chapter 62-160, F.A.C.
2. STABILIZATION CRITERIA FOR RANGE OF VARIATION OF LAST THREE CONSECUTIVE READINGS (SEE FS 2212, SECTION 3)
pH: ± 0.2 units Temperature: ± 0.2 °C Specific Conductance: ± 5% Dissolved Oxygen: all readings ≤ 20% saturation (see Table FS 2200-2), optionally, ± 0.2 mg/L or ± 10% (whichever is greater) Turbidity: all readings ≤ 20 NTU; optionally ± 5 NTU or ± 10% (whichever is greater)

Revision Date: February 12, 2009

Form FD 9000-24

GROUNDWATER SAMPLING LOG

SITE NAME: VISTA | SITE LOCATION: APOPKA, FL

WELL NO: MW-06BR | SAMPLE ID: | DATE: 6-26-13

PURGING DATA

WELL DIAMETER (inches): 2 | TUBING DIAMETER (inches): 3/8 | WELL SCREEN INTERVAL DEPTH: 82.48 feet to 92.48 feet | STATIC DEPTH TO WATER (feet): 52.92 | PURGE PUMP TYPE OR BAILER: BP

WELL ELEVATION TOC (ft NGVD): 103.99 | GROUNDWATER ELEVATION (ft NGVD): 51.07

WELL VOLUME PURGE: 1 WELL VOLUME = (TOTAL WELL DEPTH – STATIC DEPTH TO WATER) X WELL CAPACITY
(only fill out if applicable)
= (feet – feet) X gallons/foot = gallons

EQUIPMENT VOLUME PURGE: 1 EQUIPMENT VOL. = PUMP VOLUME + (TUBING CAPACITY X TUBING LENGTH) + FLOW CELL VOLUME
(only fill out if applicable)
= 0.3 gallons + (0.006 gallons/foot X 92.48 feet) + 0.05 gallons = 0.9 gallons

INITIAL PUMP OR TUBING DEPTH IN WELL (feet): 87.48 | FINAL PUMP OR TUBING DEPTH IN WELL (feet): 87.48 | PURGING INITIATED AT: 0952 | PURGING ENDED AT: 1022 | TOTAL VOLUME PURGED (gallons): 4.50

TIME	VOLUME PURGED (gallons)	CUMUL. VOLUME PURGED (gallons)	PURGE RATE (gpm)	DEPTH TO WATER (feet)	pH (standard units)	TEMP. (°C)	COND. (circle units) µmhos/cm or µS/cm	DISSOLVED OXYGEN (circle units) mg/L or % saturation	TURBIDITY (NTUs)	ORP (mV)	COLOR	ODOR
1003	1.65	1.65	0.15	53.20	7.20	25.4	268	2.8	2.28	-10		
1009	0.90	2.55	0.15	53.20	7.22	25.4	271	2.9	2.15	-9		
1015	0.90	3.45	0.15	53.20	7.22	25.3	273	2.9	1.59	-9		
1021	0.90	4.35	0.15	53.20	7.24	25.3	274	2.8	2.11	-9	NONE	

WELL CAPACITY (Gallons Per Foot): 0.75" = 0.02; 1" = 0.04; 1.25" = 0.06; 2" = 0.16; 3" = 0.37; 4" = 0.65; 5" = 1.02; 6" = 1.47; 12" = 5.88
TUBING INSIDE DIA. CAPACITY (Gal./Ft.): 1/8" = 0.0006; 3/16" = 0.0014; 1/4" = 0.0026; 5/16" = 0.004; 3/8" = 0.006; 1/2" = 0.010; 5/8" = 0.016

PURGING EQUIPMENT CODES: B = Bailer; BP = Bladder Pump; ESP = Electric Submersible Pump; PP = Peristaltic Pump; O = Other (Specify

SAMPLING DATA

SAMPLED BY (PRINT) / AFFILIATION: DAN ARMOUR, BEN RAMJEAWAN / PRO-TECH | SAMPLER(S) SIGNATURE(S): | SAMPLING INITIATED AT: 1022 | SAMPLING ENDED AT: NR

PUMP OR TUBING DEPTH IN WELL (feet): 87.48 | TUBING MATERIAL CODE: T | FIELD-FILTERED: Y (N) µm | FILTER SIZE: | Filtration Equipment Type:

FIELD DECONTAMINATION: PUMP Y (N) TUBING Y (N) (replaced) | DUPLICATE: Y (N)

SAMPLE ID CODE	# CONTAINERS	MATERIAL CODE	VOLUME	PRESERVATIVE USED	TOTAL VOL ADDED IN FIELD (mL)	FINAL pH	INTENDED ANALYSIS AND/OR METHOD	SAMPLE PUMP FLOW RATE (gpm ~~(mL~~ per minute)	SAMPLING EQUIPMENT CODE
	3	CG	40ml	HCl	–	NM	VOA	0.15	BP
	3	CG	40ml	Nathio	–		EDB/DBCP		
	1	AG	500ml	H2SO4	–		NH3		
	1	PE	1l	~~G-CHEM~~	–		G-CHEM		
	1	PE	1l	HNO3	–		GROSS ALPHA		
	1	PE	500ml	HNO3	–		METALS		

REMARKS:

Sheen Present: YES (NO)

MATERIAL CODES: AG = Amber Glass; CG = Clear Glass; PE = Polyethylene; PP = Polypropylene; S = Silicone; T = Teflon; O = Other (Specify)

SAMPLING EQUIPMENT CODES: APP = After Peristaltic Pump; B = Bailer; BP = Bladder Pump; ESP = Electric Submersible Pump; RFPP = Reverse Flow Peristaltic Pump; SM = Straw Method (Tubing Gravity Drain); O = Other (Specify)

NOTES: 1. The above do not constitute all of the information required by Chapter 62-160, F.A.C.
2. STABILIZATION CRITERIA FOR RANGE OF VARIATION OF LAST THREE CONSECUTIVE READINGS (SEE FS 2212, SECTION 3)
pH: ± 0.2 units Temperature: ± 0.2 °C Specific Conductance: ± 5% Dissolved Oxygen: all readings ≤ 20% saturation (see Table FS 2200-2), optionally, ± 0.2 mg/L or ± 10% (whichever is greater) Turbidity: all readings ≤ 20 NTU; optionally ± 5 NTU or ± 10% (whichever is greater)

Revision Date: February 12, 2009

Form FD 9000-24

GROUNDWATER SAMPLING LOG

SITE NAME: VISTA		SITE LOCATION: APOPKA, FL	
WELL NO: MW-04B	SAMPLE ID:		DATE: 6-26-13

PURGING DATA

WELL DIAMETER (inches): 2	TUBING DIAMETER (inches): 3/8	WELL SCREEN INTERVAL DEPTH: 63 feet to 73 feet	STATIC DEPTH TO WATER (feet): 32.32	PURGE PUMP TYPE OR BAILER: BP
WELL ELEVATION TOC (ft NGVD): 83.18		GROUNDWATER ELEVATION (ft NGVD): 50.86		

WELL VOLUME PURGE: 1 WELL VOLUME = (TOTAL WELL DEPTH – STATIC DEPTH TO WATER) X WELL CAPACITY
(only fill out if applicable)
= (feet – feet) X gallons/foot = gallons

EQUIPMENT VOLUME PURGE: 1 EQUIPMENT VOL. = PUMP VOLUME + (TUBING CAPACITY X TUBING LENGTH) + FLOW CELL VOLUME
(only fill out if applicable)
= 0.3 gallons + (0.006 gallons/foot X 73.00 feet) + 0.05 gallons = 0.79 gallons

INITIAL PUMP OR TUBING DEPTH IN WELL (feet): 68.00	FINAL PUMP OR TUBING DEPTH IN WELL (feet): 68.00	PURGING INITIATED AT: 1215	PURGING ENDED AT: 1303	TOTAL VOLUME PURGED (gallons): 4.32

TIME	VOLUME PURGED (gallons)	CUMUL. VOLUME PURGED (gallons)	PURGE RATE (gpm)	DEPTH TO WATER (feet)	pH (standard units)	TEMP. (°C)	COND. (circle units) µmhos/cm or µS/cm	DISSOLVED OXYGEN (circle units) mg/L or % saturation	TURBIDITY (NTUs)	ORP (mV)	COLOR	ODOR
1226	0.99	0.99	0.09	34.25	4.64	28.1	18	6.3	5.38	24		
1235	0.81	1.80	0.09	34.26	4.75	28.1	28	6.3	2.77	15		
1244	0.81	2.61	0.09	34.24	4.90	28.2	32	6.3	3.55	7		
1253	0.81	3.42	0.09	34.22	4.93	28.2	33	6.3	4.44	6		
1302	0.81	4.23	0.09	34.24	5.00	28.1	33	6.4	4.04	4	NONE	

WELL CAPACITY (Gallons Per Foot): 0.75" = 0.02; 1" = 0.04; 1.25" = 0.06; 2" = 0.16; 3" = 0.37; 4" = 0.65; 5" = 1.02; 6" = 1.47; 12" = 5.88
TUBING INSIDE DIA. CAPACITY (Gal./FL): 1/8" = 0.0006; 3/16" = 0.0014; 1/4" = 0.0026; 5/16" = 0.004; 3/8" = 0.006; 1/2" = 0.010; 5/8" = 0.016

PURGING EQUIPMENT CODES: B = Bailer; BP = Bladder Pump; ESP = Electric Submersible Pump; PP = Peristaltic Pump; O = Other (Specify

SAMPLING DATA

SAMPLED BY (PRINT) / AFFILIATION: DAN ARMOUR, BEN RAMJEAWAN / PRO-TECH	SAMPLER(S) SIGNATURE(S):	SAMPLING INITIATED AT: 1303	SAMPLING ENDED AT: NR
PUMP OR TUBING DEPTH IN WELL (feet): 68.00	TUBING MATERIAL CODE: T	FIELD-FILTERED: Y (N) µm Filtration Equipment Type:	FILTER SIZE:
FIELD DECONTAMINATION: PUMP Y (N)	TUBING Y (N) (replaced)	DUPLICATE: Y (N)	

SAMPLE CONTAINER SPECIFICATION				SAMPLE PRESERVATION			INTENDED ANALYSIS AND/OR METHOD	SAMPLE PUMP FLOW RATE (gal per minute)	SAMPLING EQUIPMENT CODE
SAMPLE ID CODE	# CONTAINERS	MATERIAL CODE	VOLUME	PRESERVATIVE USED	TOTAL VOL ADDED IN FIELD (mL)	FINAL pH			
	3	CG	40ml	HCl	–	NM	VOA	0.09	BP
	3	CG	40ml	Nathio	–		EDB/DBCP		
	1	AG	500ml	H2SO4	–		NH3		
	1	PE	1 l	~~G-CHEM~~	–		G-CHEM		
	1	PE	1 l	HNO3	–		GROSS ALPHA		
	1	PE	500ml	HNO3	–		METALS		

REMARKS:

Sheen Present YES (NO)

MATERIAL CODES: AG = Amber Glass; CG = Clear Glass; PE = Polyethylene; PP = Polypropylene; S = Silicone; T = Teflon; O = Other (Specify)

SAMPLING EQUIPMENT CODES: APP = After Peristaltic Pump; B = Bailer; BP = Bladder Pump; ESP = Electric Submersible Pump; RFPP = Reverse Flow Peristaltic Pump; SM = Straw Method (Tubing Gravity Drain); O = Other (Specify)

NOTES: 1. The above do not constitute all of the information required by Chapter 62-160, F.A.C.
2. STABILIZATION CRITERIA FOR RANGE OF VARIATION OF LAST THREE CONSECUTIVE READINGS (SEE FS 2212, SECTION 3)
pH: ± 0.2 units Temperature: ± 0.2 °C Specific Conductance: ± 5% Dissolved Oxygen: all readings ≤ 20% saturation (see Table FS 2200-2), optionally, ± 0.2 mg/L or ± 10% (whichever is greater) Turbidity: all readings ≤ 20 NTU; optionally ± 5 NTU or ± 10% (whichever is greater)

Revision Date: February 12, 2009

Form FD 9000-24

GROUNDWATER SAMPLING LOG

SITE NAME: VISTA | SITE LOCATION: APOPKA, FL

WELL NO: MW-03A | SAMPLE ID: | DATE: 6-26-13

PURGING DATA

WELL DIAMETER (inches): 2 | TUBING DIAMETER (inches): 1/4 | WELL SCREEN INTERVAL DEPTH: 50.2 feet to 60.2 feet | STATIC DEPTH TO WATER (feet): 42.50 | PURGE PUMP TYPE OR BAILER: DP

WELL ELEVATION TOC (ft NGVD): 92.87 | GROUNDWATER ELEVATION (ft NGVD): 50.37

WELL VOLUME PURGE: 1 WELL VOLUME = (TOTAL WELL DEPTH – STATIC DEPTH TO WATER) X WELL CAPACITY
(only fill out if applicable)
= (feet – feet) X gallons/foot = gallons

EQUIPMENT VOLUME PURGE: 1 EQUIPMENT VOL. = PUMP VOLUME + (TUBING CAPACITY X TUBING LENGTH) + FLOW CELL VOLUME
(only fill out if applicable)
= 0.2 gallons + (0.0026 gallons/foot X 60.20 feet) + 0.05 gallons = 0.41 gallons

INITIAL PUMP OR TUBING DEPTH IN WELL (feet): 55.20 | FINAL PUMP OR TUBING DEPTH IN WELL (feet): 55.20 | PURGING INITIATED AT: 1323 | PURGING ENDED AT: 1346 | TOTAL VOLUME PURGED (gallons): 2.53

TIME	VOLUME PURGED (gallons)	CUMUL. VOLUME PURGED (gallons)	PURGE RATE (gpm)	DEPTH TO WATER (feet)	pH (standard units)	TEMP. (°C)	COND. (circle units) µmhos/cm or µS/cm	DISSOLVED OXYGEN (circle units) mg/L or % saturation	TURBIDITY (NTUs)	ORP (mV)	COLOR	ODOR
1333	1.10	1.10	0.11	42.76	5.31	26.4	90	4.3	4.99	48		
1337	0.44	1.54	0.11	42.76	5.35	26.4	91	4.3	4.33	50		
1341	0.44	1.98	0.11	42.75	5.36	26.4	92	4.3	4.58	51		
1345	0.44	2.42	0.11	42.75	5.39	26.5	92	4.3	4.08	48	NONE	

WELL CAPACITY (Gallons Per Foot): 0.75" = 0.02; 1" = 0.04; 1.25" = 0.06; 2" = 0.16; 3" = 0.37; 4" = 0.65; 5" = 1.02; 6" = 1.47; 12" = 5.88
TUBING INSIDE DIA. CAPACITY (Gal./FL): 1/8" = 0.0006; 3/16" = 0.0014; 1/4" = 0.0026; 5/16" = 0.004; 3/8" = 0.006; 1/2" = 0.010; 5/8" = 0.016

PURGING EQUIPMENT CODES: B = Bailer; BP = Bladder Pump; ESP = Electric Submersible Pump; PP = Peristaltic Pump; O = Other (Specify

SAMPLING DATA

SAMPLED BY (PRINT) / AFFILIATION: DAN ARMOUR, BEN RAMJEAWAN / PRO-TECH | SAMPLER(S) SIGNATURE(S): | SAMPLING INITIATED AT: 1346 | SAMPLING ENDED AT: NR

PUMP OR TUBING DEPTH IN WELL (feet): 55.20 | TUBING MATERIAL CODE: T | FIELD-FILTERED: Y (N) µm Filtration Equipment Type: | FILTER SIZE:

FIELD DECONTAMINATION: PUMP Y (N) TUBING Y (N) (replaced) | DUPLICATE: Y (N)

SAMPLE CONTAINER SPECIFICATION				SAMPLE PRESERVATION			INTENDED ANALYSIS AND/OR METHOD	SAMPLE PUMP FLOW RATE (~~mL~~ gal per minute)	SAMPLING EQUIPMENT CODE
SAMPLE ID CODE	# CONTAINERS	MATERIAL CODE	VOLUME	PRESERVATIVE USED	TOTAL VOL ADDED IN FIELD (mL)	FINAL pH			
	3	CG	40ml	HCl	–	NM	VOA	0.11	BP
	3	CG	40ml	Nathio	–		EDB/DBCP		
	1	AG	500ml	H2SO4	–		NH3		
	1	PE	1 l	~~G-CHEM~~	–		G-CHEM		
	1	PE	1 l	HNO3	–		GROSS ALPHA		
	1	PE	500ml	HNO3	–		METALS		

REMARKS:

Sheen Present: YES (NO)

MATERIAL CODES: AG = Amber Glass; CG = Clear Glass; PE = Polyethylene; PP = Polypropylene; S = Silicone; T = Teflon; O = Other (Specify)

SAMPLING EQUIPMENT CODES: APP = After Peristaltic Pump; B = Bailer; BP = Bladder Pump; ESP = Electric Submersible Pump; RFPP = Reverse Flow Peristaltic Pump; SM = Straw Method (Tubing Gravity Drain); O = Other (Specify)

NOTES: 1. The above do not constitute all of the information required by Chapter 62-160, F.A.C.
2. STABILIZATION CRITERIA FOR RANGE OF VARIATION OF LAST THREE CONSECUTIVE READINGS (SEE FS 2212, SECTION 3)
pH: ± 0.2 units Temperature: ± 0.2 °C Specific Conductance: ± 5% Dissolved Oxygen: all readings ≤ 20% saturation (see Table FS 2200-2), optionally, ± 0.2 mg/L or ± 10% (whichever is greater) Turbidity: all readings ≤ 20 NTU; optionally ± 5 NTU or ± 10% (whichever is greater)

Revision Date: February 12, 2009

Form FD 9000-24

GROUNDWATER SAMPLING LOG

SITE NAME: VISTA | SITE LOCATION: APOPKA, FL

WELL NO: MW-06AR | SAMPLE ID: | DATE: 6-26-13

PURGING DATA

WELL DIAMETER (inches): 2 | TUBING DIAMETER (inches): 1/4 | WELL SCREEN INTERVAL DEPTH: 52.35 feet to 72.35 feet | STATIC DEPTH TO WATER (feet): 53.19 | PURGE PUMP TYPE OR BAILER: BP

WELL ELEVATION TOC (ft NGVD): 104.11 | GROUNDWATER ELEVATION (ft NGVD): 50.92

WELL VOLUME PURGE: 1 WELL VOLUME = (TOTAL WELL DEPTH – STATIC DEPTH TO WATER) X WELL CAPACITY
(only fill out if applicable)
= (feet – feet) X gallons/foot = gallons

EQUIPMENT VOLUME PURGE: 1 EQUIPMENT VOL. = PUMP VOLUME + (TUBING CAPACITY X TUBING LENGTH) + FLOW CELL VOLUME
(only fill out if applicable)
= 0.2 gallons + (0.0026 gallons/foot X 72.35 feet) + 0.05 gallons = 0.44 gallons

INITIAL PUMP OR TUBING DEPTH IN WELL (feet): 67.35 | FINAL PUMP OR TUBING DEPTH IN WELL (feet): 67.35 | PURGING INITIATED AT: 1406 | PURGING ENDED AT: 1432 | TOTAL VOLUME PURGED (gallons): 2.16

TIME	VOLUME PURGED (gallons)	CUMUL. VOLUME PURGED (gallons)	PURGE RATE (gpm)	DEPTH TO WATER (feet)	pH (standard units)	TEMP. (°C)	COND. (circle units) µmhos/cm or µS/cm	DISSOLVED OXYGEN (circle units) mg/L or % saturation	TURBIDITY (NTUs)	ORP (mV)	COLOR	ODOR
1416	0.72	0.72	0.09	(*) NA	4.84	26.8	215	3.8	5.27	39		
1421	0.45	1.17	0.09	|	4.87	26.9	219	3.8	5.21	41		
1426	0.45	1.62	0.09	|	4.89	26.9	222	3.8	4.12	40		
1431	0.45	2.07	0.09	|	4.87	26.9	223	3.8	4.94	43	NONE	

(*) NA – WATER LEVEL IS BELOW OF THE TOP OF THE DEDICATED PUMP

WELL CAPACITY (Gallons Per Foot): 0.75" = 0.02; 1" = 0.04; 1.25" = 0.06; 2" = 0.16; 3" = 0.37; 4" = 0.65; 5" = 1.02; 6" = 1.47; 12" = 5.88
TUBING INSIDE DIA. CAPACITY (Gal./FL): 1/8" = 0.0006; 3/16" = 0.0014; 1/4" = 0.0026; 5/16" = 0.004; 3/8" = 0.006; 1/2" = 0.010; 5/8" = 0.016
PURGING EQUIPMENT CODES: B = Bailer; BP = Bladder Pump; ESP = Electric Submersible Pump; PP = Peristaltic Pump; O = Other (Specify

SAMPLING DATA

SAMPLED BY (PRINT) / AFFILIATION: DAN ARMOUR, BEN RAMJEAWAN / PRO-TECH | SAMPLER(S) SIGNATURE(S): [signature] | SAMPLING INITIATED AT: 1432 | SAMPLING ENDED AT: NR

PUMP OR TUBING DEPTH IN WELL (feet): 67.35 | TUBING MATERIAL CODE: T | FIELD-FILTERED: Y (N) µm Filtration Equipment Type: | FILTER SIZE:

FIELD DECONTAMINATION: PUMP Y (N) TUBING Y (N) (replaced) | DUPLICATE: Y (N)

SAMPLE CONTAINER SPECIFICATION				SAMPLE PRESERVATION			INTENDED ANALYSIS AND/OR METHOD	SAMPLE PUMP FLOW RATE (~~ml~~ gal per minute)	SAMPLING EQUIPMENT CODE
SAMPLE ID CODE	# CONTAINERS	MATERIAL CODE	VOLUME	PRESERVATIVE USED	TOTAL VOL ADDED IN FIELD (mL)	FINAL pH			
	3	CG	40ml	HCl	—	NM	VOA	0.09	BP
	3	CG	40ml	Nathio	—	|	EDB / DBCP	|	|
	1	AG	500ml	H2SO4	—	|	NH3	|	|
	1	PE	1 l	~~G-CHEM~~	—	|	G-CHEM	|	|
	1	PE	1 l	HNO3	—	|	GROSS ALPHA	|	|
	1	PE	500ml	HNO3	—	|	METALS	|	|

REMARKS:
Sheen Present: YES (NO)

MATERIAL CODES: AG = Amber Glass; CG = Clear Glass; PE = Polyethylene; PP = Polypropylene; S = Silicone; T = Teflon; O = Other (Specify)

SAMPLING EQUIPMENT CODES: APP = After Peristaltic Pump; B = Bailer; BP = Bladder Pump; ESP = Electric Submersible Pump; RFPP = Reverse Flow Peristaltic Pump; SM = Straw Method (Tubing Gravity Drain); O = Other (Specify)

NOTES: 1. The above do not constitute all of the information required by Chapter 62-160, F.A.C.
2. STABILIZATION CRITERIA FOR RANGE OF VARIATION OF LAST THREE CONSECUTIVE READINGS (SEE FS 2212, SECTION 3)
pH: ± 0.2 units Temperature: ± 0.2 °C Specific Conductance: ± 5% Dissolved Oxygen: all readings ≤ 20% saturation (see Table FS 2200-2), optionally, ± 0.2 mg/L or ± 10% (whichever is greater) Turbidity: all readings ≤ 20 NTU; optionally ± 5 NTU or ± 10% (whichever is greater)

Revision Date: February 12, 2009

Form FD 9000-24

GROUNDWATER SAMPLING LOG

SITE NAME: VISTA		SITE LOCATION: APOPKA, FL	
WELL NO: MW-05B	SAMPLE ID:		DATE: 6-26-13

PURGING DATA

WELL DIAMETER (inches): 2	TUBING DIAMETER (inches): 3/8	WELL SCREEN INTERVAL DEPTH 59.35 feet to 69.35 feet	STATIC DEPTH TO WATER (feet): 31.22	PURGE PUMP TYPE OR BAILER: BP
WELL ELEVATION TOC (ft NGVD): 81.27		GROUNDWATER ELEVATION (ft NGVD): 50.05		

WELL VOLUME PURGE: 1 WELL VOLUME = (TOTAL WELL DEPTH – STATIC DEPTH TO WATER) X WELL CAPACITY
(only fill out if applicable)
= (feet – feet) X gallons/foot = gallons

EQUIPMENT VOLUME PURGE: 1 EQUIPMENT VOL. = PUMP VOLUME + (TUBING CAPACITY X TUBING LENGTH) + FLOW CELL VOLUME
(only fill out if applicable)
= 0.3 gallons + (0.006 gallons/foot X 69.35 feet) + 0.05 gallons = 0.78 gallons

INITIAL PUMP OR TUBING DEPTH IN WELL (feet): 64.35	FINAL PUMP OR TUBING DEPTH IN WELL (feet): 64.35	PURGING INITIATED AT: 1502	PURGING ENDED AT: 1532	TOTAL VOLUME PURGED (gallons): 3.90

TIME	VOLUME PURGED (gallons)	CUMUL. VOLUME PURGED (gallons)	PURGE RATE (gpm)	DEPTH TO WATER (feet)	pH (standard units)	TEMP. (°C)	COND. (circle units) µmhos/cm or µS/cm	DISSOLVED OXYGEN (circle units) mg/L or % saturation	TURBIDITY (NTUs)	ORP (mV)	COLOR	ODOR
1513	1.43	1.43	0.13	32.68	7.40	28.3	217	0.2	2.96	-32		
1519	0.78	2.21	0.13	32.70	7.44	28.3	218	0.2	3.85	-33		
1525	0.78	2.99	0.13	32.70	7.46	28.3	218	0.1	3.63	-34		
1531	0.78	3.77	0.13	32.69	7.46	28.3	219	0.1	3.19	-34	NONE	

WELL CAPACITY (Gallons Per Foot): 0.75" = 0.02; 1" = 0.04; 1.25" = 0.06; 2" = 0.16; 3" = 0.37; 4" = 0.65; 5" = 1.02; 6" = 1.47; 12" = 5.88
TUBING INSIDE DIA. CAPACITY (Gal./FL): 1/8" = 0.0006; 3/16" = 0.0014; 1/4" = 0.0026; 5/16" = 0.004; 3/8" = 0.006; 1/2" = 0.010; 5/8" = 0.016

PURGING EQUIPMENT CODES: B = Bailer; BP = Bladder Pump; ESP = Electric Submersible Pump; PP = Peristaltic Pump; O = Other (Specify

SAMPLING DATA

SAMPLED BY (PRINT) / AFFILIATION: DAN ARMOUR, BEN RAMJEAWAN / PRO-TECH	SAMPLER(S) SIGNATURE(S):	SAMPLING INITIATED AT: 1532	SAMPLING ENDED AT: NR
PUMP OR TUBING DEPTH IN WELL (feet): 64.35	TUBING MATERIAL CODE: T	FIELD-FILTERED: Y (N) µm Filtration Equipment Type:	FILTER SIZE:
FIELD DECONTAMINATION: PUMP Y (N)	TUBING Y (N replaced)	DUPLICATE: Y (N)	

SAMPLE CONTAINER SPECIFICATION				SAMPLE PRESERVATION			INTENDED ANALYSIS AND/OR METHOD	SAMPLE PUMP FLOW RATE (gal ~~(mL~~ per minute)	SAMPLING EQUIPMENT CODE
SAMPLE ID CODE	# CONTAINERS	MATERIAL CODE	VOLUME	PRESERVATIVE USED	TOTAL VOL ADDED IN FIELD (mL)	FINAL pH			
	3	CG	40ml	HCl	–	NM	VOA	0.13	BP
	3	CG	40ml	Nathio	–		EDB/DBCP		
	1	AG	500ml	H2SO4	–		NH3		
	1	PE	1 l	~~G-CHEM~~	–		G-CHEM		
	1	PE	1 l	HNO3	–		GROSS ALPHA		
	1	PE	500ml	HNO3	–		METALS		

REMARKS:

Sheen Present: YES (NO)

MATERIAL CODES: AG = Amber Glass; CG = Clear Glass; PE = Polyethylene; PP = Polypropylene; S = Silicone; T = Teflon; O = Other (Specify)

SAMPLING EQUIPMENT CODES: APP = After Peristaltic Pump; B = Bailer; BP = Bladder Pump; ESP = Electric Submersible Pump; RFPP = Reverse Flow Peristaltic Pump; SM = Straw Method (Tubing Gravity Drain); O = Other (Specify)

NOTES: 1. The above do not constitute all of the information required by Chapter 62-160, F.A.C.
2. STABILIZATION CRITERIA FOR RANGE OF VARIATION OF LAST THREE CONSECUTIVE READINGS (SEE FS 2212, SECTION 3)
pH: ± 0.2 units Temperature: ± 0.2 °C Specific Conductance: ± 5% Dissolved Oxygen: all readings ≤ 20% saturation (see Table FS 2200-2), optionally, ± 0.2 mg/L or ± 10% (whichever is greater) Turbidity: all readings ≤ 20 NTU; optionally ± 5 NTU or ± 10% (whichever is greater)

Revision Date: February 12, 2009

Form FD 9000-24

GROUNDWATER SAMPLING LOG

SITE NAME: VISTA | SITE LOCATION: APOPKA, FL

WELL NO: MW-05A | SAMPLE ID: | DATE: 6-26-13

PURGING DATA

WELL DIAMETER (inches): 2 | TUBING DIAMETER (inches): 1/4 | WELL SCREEN INTERVAL DEPTH: 23.08 feet to 33.08 feet | STATIC DEPTH TO WATER (feet): 27.60 | PURGE PUMP TYPE OR BAILER: BP

WELL ELEVATION TOC (ft NGVD): 81.86 | GROUNDWATER ELEVATION (ft NGVD): 54.26

WELL VOLUME PURGE: 1 WELL VOLUME = (TOTAL WELL DEPTH – STATIC DEPTH TO WATER) X WELL CAPACITY
(only fill out if applicable)
= (feet – feet) X gallons/foot = gallons

EQUIPMENT VOLUME PURGE: 1 EQUIPMENT VOL. = PUMP VOLUME + (TUBING CAPACITY X TUBING LENGTH) + FLOW CELL VOLUME
(only fill out if applicable)
= 0.2 gallons + (0.0026 gallons/foot X 33.08 feet) + 0.05 gallons = 0.36 gallons

INITIAL PUMP OR TUBING DEPTH IN WELL (feet): 38.08 | FINAL PUMP OR TUBING DEPTH IN WELL (feet): 38.08 | PURGING INITIATED AT: 1518 | PURGING ENDED AT: 1532 | TOTAL VOLUME PURGED (gallons): 1.82

TIME	VOLUME PURGED (gallons)	CUMUL. VOLUME PURGED (gallons)	PURGE RATE (gpm)	DEPTH TO WATER (feet)	pH (standard units)	TEMP. (°C)	COND. (circle units) µmhos/cm or µS/cm	DISSOLVED OXYGEN (circle units) mg/L or % saturation	TURBIDITY (NTUs)	ORP (mV)	COLOR	ODOR
1523	0.65	0.65	0.13	29.85	4.38	27.2	67	2.7	7.03	64		
1526	0.39	1.04	0.13	29.85	4.37	27.3	66	2.6	6.79	66		
1529	0.39	1.43	0.13	29.85	4.38	27.2	67	2.6	6.03	68		
1532	0.39	1.82	0.13	29.85	4.37	27.3	65	2.5	5.89	71	NONE	

WELL CAPACITY (Gallons Per Foot): 0.75" = 0.02; 1" = 0.04; 1.25" = 0.06; 2" = 0.16; 3" = 0.37; 4" = 0.65; 5" = 1.02; 6" = 1.47; 12" = 5.88
TUBING INSIDE DIA. CAPACITY (Gal./Ft.): 1/8" = 0.0006; 3/16" = 0.0014; 1/4" = 0.0026; 5/16" = 0.004; 3/8" = 0.006; 1/2" = 0.010; 5/8" = 0.016
PURGING EQUIPMENT CODES: B = Bailer; BP = Bladder Pump; ESP = Electric Submersible Pump; PP = Peristaltic Pump; O = Other (Specify

SAMPLING DATA

SAMPLED BY (PRINT) / AFFILIATION: DAN ARMOUR, BEN RAMJEAWAN / PRO-TECH | SAMPLER(S) SIGNATURE(S): [signature] | SAMPLING INITIATED AT: 1533 | SAMPLING ENDED AT: NR

PUMP OR TUBING DEPTH IN WELL (feet): 38.08 | TUBING MATERIAL CODE: T | FIELD-FILTERED: Y (N) µm Filtration Equipment Type: | FILTER SIZE:

FIELD DECONTAMINATION: PUMP Y (N) TUBING Y (N) (replaced) | DUPLICATE: Y (N)

SAMPLE CONTAINER SPECIFICATION				SAMPLE PRESERVATION			INTENDED ANALYSIS AND/OR METHOD	SAMPLE PUMP FLOW RATE (gal ~~(mL~~ per minute)	SAMPLING EQUIPMENT CODE
SAMPLE ID CODE	# CONTAINERS	MATERIAL CODE	VOLUME	PRESERVATIVE USED	TOTAL VOL ADDED IN FIELD (mL)	FINAL pH			
	3	CG	40ml	HCl	–	NM	VOA	0.13	BP
	3	CG	40ml	Nathio	–		EDB / DBCP		
	1	AG	500ml	H2SO4	–		NH3		
	1	PE	1 l	~~G-CHEM~~	–		G-CHEM		
	1	PE	1 l	HNO3	–		GROSS ALPHA		
	1	PE	500ml	HNO3	–		METALS		

REMARKS:

Sheen Present: YES (NO)

MATERIAL CODES: AG = Amber Glass; CG = Clear Glass; PE = Polyethylene; PP = Polypropylene; S = Silicone; T = Teflon; O = Other (Specify)

SAMPLING EQUIPMENT CODES: APP = After Peristaltic Pump; B = Bailer; BP = Bladder Pump; ESP = Electric Submersible Pump; RFPP = Reverse Flow Peristaltic Pump; SM = Straw Method (Tubing Gravity Drain); O = Other (Specify)

NOTES: 1. The above do not constitute all of the information required by Chapter 62-160, F.A.C.
2. STABILIZATION CRITERIA FOR RANGE OF VARIATION OF LAST THREE CONSECUTIVE READINGS (SEE FS 2212, SECTION 3)
pH: ± 0.2 units Temperature: ± 0.2 °C Specific Conductance: ± 5% Dissolved Oxygen: all readings ≤ 20% saturation (see Table FS 2200-2), optionally, ± 0.2 mg/L or ± 10% (whichever is greater) Turbidity: all readings ≤ 20 NTU; optionally ± 5 NTU or ± 10% (whichever is greater)

Revision Date: February 12, 2009

Form FD 9000-24

GROUNDWATER SAMPLING LOG

SITE NAME: VISTA		SITE LOCATION: APOPKA, FL	
WELL NO: EQUIPMENT BLANK	SAMPLE ID:		DATE: 6-27-13

PURGING DATA

WELL DIAMETER (inches): NA	TUBING DIAMETER (inches): NA	WELL SCREEN INTERVAL DEPTH: — feet to — feet	STATIC DEPTH TO WATER (feet): NA	PURGE PUMP TYPE OR BAILER: NA
WELL ELEVATION TOC (ft NGVD): NA		GROUNDWATER ELEVATION (ft NGVD): NA		

WELL VOLUME PURGE: 1 WELL VOLUME = (TOTAL WELL DEPTH – STATIC DEPTH TO WATER) X WELL CAPACITY
(only fill out if applicable)
= (feet – feet) X gallons/foot = gallons

EQUIPMENT VOLUME PURGE: 1 EQUIPMENT VOL. = PUMP VOLUME + (TUBING CAPACITY X TUBING LENGTH) + FLOW CELL VOLUME
(only fill out if applicable)
= gallons + (gallons/foot X feet) + gallons = gallons

INITIAL PUMP OR TUBING DEPTH IN WELL (feet): NA	FINAL PUMP OR TUBING DEPTH IN WELL (feet): NA	PURGING INITIATED AT: NA	PURGING ENDED AT: NA	TOTAL VOLUME PURGED (gallons) NA

TIME	VOLUME PURGED (gallons)	CUMUL. VOLUME PURGED (gallons)	PURGE RATE (gpm)	DEPTH TO WATER (feet)	pH (standard units)	TEMP. (°C)	COND. (circle units) µmhos/cm or µS/cm	DISSOLVED OXYGEN (circle units) mg/L or % saturation	TURBIDITY (NTUs)	ORP (mV)	COLOR	ODOR
1000	NA	NA	NA	NA	6.81	27.2	1	3.3	0.01	78	NONE	

WELL CAPACITY (Gallons Per Foot): 0.75" = 0.02; 1" = 0.04; 1.25" = 0.06; 2" = 0.16; 3" = 0.37; 4" = 0.65; 5" = 1.02; 6" = 1.47; 12" = 5.88
TUBING INSIDE DIA. CAPACITY (Gal./Ft.): 1/8" = 0.0006; 3/16" = 0.0014; 1/4" = 0.0026; 5/16" = 0.004; 3/8" = 0.006; 1/2" = 0.010; 5/8" = 0.016
PURGING EQUIPMENT CODES: B = Bailer; BP = Bladder Pump; ESP = Electric Submersible Pump; PP = Peristaltic Pump; O = Other (Specify

SAMPLING DATA

SAMPLED BY (PRINT) / AFFILIATION: PAN ARMOUR BEN RAMZEAWAN / PRO-TECH	SAMPLER(S) SIGNATURE(S):	SAMPLING INITIATED AT: 1000	SAMPLING ENDED AT: NR
PUMP OR TUBING DEPTH IN WELL (feet): NA	TUBING MATERIAL CODE: NA	FIELD-FILTERED: Y (N) µm Filtration Equipment Type:	FILTER SIZE:
FIELD DECONTAMINATION: PUMP Y N NA TUBING Y N (replaced)		DUPLICATE: Y (N)	

SAMPLE CONTAINER SPECIFICATION				SAMPLE PRESERVATION			INTENDED ANALYSIS AND/OR METHOD	SAMPLE PUMP FLOW RATE (mL per minute)	SAMPLING EQUIPMENT CODE
SAMPLE ID CODE	# CONTAINERS	MATERIAL CODE	VOLUME	PRESERVATIVE USED	TOTAL VOL ADDED IN FIELD (mL)	FINAL pH			
	1	PE	1 L	—	—	NM	G-CHEM	—	—
	1	PE	500 ml	HNO3	—	1	METALS	—	—
	1	AG	500 ml	H2SO4	—	1	NH3	—	—

REMARKS:
Sheen Present: YES (NO) EB COMPLETED WITH D.I. H_2O WATER PROVIDED BY TEST AMERICA

MATERIAL CODES: AG = Amber Glass; CG = Clear Glass; PE = Polyethylene; PP = Polypropylene; S = Silicone; T = Teflon; O = Other (Specify)

SAMPLING EQUIPMENT CODES: APP = After Peristaltic Pump; B = Bailer; BP = Bladder Pump; ESP = Electric Submersible Pump; RFPP = Reverse Flow Peristaltic Pump, SM = Straw Method (Tubing Gravity Drain); O = Other (Specify)

NOTES: 1. The above do not constitute all of the information required by Chapter 62-160, F.A.C.
2. STABILIZATION CRITERIA FOR RANGE OF VARIATION OF LAST THREE CONSECUTIVE READINGS (SEE FS 2212, SECTION 3)
pH: ± 0.2 units Temperature: ± 0.2 °C Specific Conductance: ± 5% Dissolved Oxygen: all readings ≤ 20% saturation (see Table FS 2200-2). optionally, ± 0.2 mg/L or ± 10% (whichever is greater) Turbidity: all readings ≤ 20 NTU; optionally ± 5 NTU or ± 10% (whichever is greater)

Revision Date: February 12, 2009

Form FD 9000-24

GROUNDWATER SAMPLING LOG

SITE NAME: VISTA | SITE LOCATION: APOPKA, FL

WELL NO: MW-FL3 | SAMPLE ID: | DATE: 6-27-13

PURGING DATA

WELL DIAMETER (inches): 2 | TUBING DIAMETER (inches): 3/8 | WELL SCREEN INTERVAL DEPTH: 131.1 feet to 142.1 feet | STATIC DEPTH TO WATER (feet): 47.28 | PURGE PUMP TYPE OR BAILER: BP

WELL ELEVATION TOC (ft NGVD): 97.49 | GROUNDWATER ELEVATION (ft NGVD): 50.21

WELL VOLUME PURGE: 1 WELL VOLUME = (TOTAL WELL DEPTH – STATIC DEPTH TO WATER) X WELL CAPACITY
(only fill out if applicable)
= (feet – feet) X gallons/foot = gallons

EQUIPMENT VOLUME PURGE: 1 EQUIPMENT VOL. = PUMP VOLUME + (TUBING CAPACITY X TUBING LENGTH) + FLOW CELL VOLUME
(only fill out if applicable)
= 0.3 gallons + (0.006 gallons/foot X 142.10 feet) + 0.05 gallons = 1.20 gallons

INITIAL PUMP OR TUBING DEPTH IN WELL (feet): 137.10 | FINAL PUMP OR TUBING DEPTH IN WELL (feet): 137.10 | PURGING INITIATED AT: 0820 | PURGING ENDED AT: 0845 | TOTAL VOLUME PURGED (gallons): 6.50

TIME	VOLUME PURGED (gallons)	CUMUL. VOLUME PURGED (gallons)	PURGE RATE (gpm)	DEPTH TO WATER (feet)	pH (standard units)	TEMP. (°C)	COND. (circle units) µmhos/cm or µS/cm	DISSOLVED OXYGEN (circle units) mg/L or % saturation	TURBIDITY (NTUs)	ORP (mV)	COLOR	ODOR
0830	2.60	2.60	0.26	47.50	6.95	25.0	257	0.0	3.55	90		
0835	1.30	3.90	0.26	47.50	7.01	25.1	252	0.0	3.46	88		
0840	1.30	5.20	0.26	47.50	7.00	25.0	251	0.0	3.35	87		
0845	1.30	6.50	0.26	47.50	7.00	24.9	251	0.0	3.38	88	None	

WELL CAPACITY (Gallons Per Foot): 0.75" = 0.02; 1" = 0.04; 1.25" = 0.06; 2" = 0.16; 3" = 0.37; 4" = 0.65; 5" = 1.02; 6" = 1.47; 12" = 5.88
TUBING INSIDE DIA. CAPACITY (Gal./FL): 1/8" = 0.0006; 3/16" = 0.0014; 1/4" = 0.0026; 5/16" = 0.004; 3/8" = 0.006; 1/2" = 0.010; 5/8" = 0.016

PURGING EQUIPMENT CODES: B = Bailer; BP = Bladder Pump; ESP = Electric Submersible Pump; PP = Peristaltic Pump; O = Other (Specify

SAMPLING DATA

SAMPLED BY (PRINT) / AFFILIATION: DAN ARMOUR, BEN RAMJEAWAN / PRO-TECH | SAMPLER(S) SIGNATURE(S): | SAMPLING INITIATED AT: 0846 | SAMPLING ENDED AT: NR

PUMP OR TUBING DEPTH IN WELL (feet): 137.10 | TUBING MATERIAL CODE: T | FIELD-FILTERED: Y (N) µm | FILTER SIZE: | Filtration Equipment Type:

FIELD DECONTAMINATION: PUMP Y (N) TUBING Y (N replaced) | DUPLICATE: Y (N)

SAMPLE ID CODE	# CONTAINERS	MATERIAL CODE	VOLUME	PRESERVATIVE USED	TOTAL VOL ADDED IN FIELD (mL)	FINAL pH	INTENDED ANALYSIS AND/OR METHOD	SAMPLE PUMP FLOW RATE (ml per minute)	SAMPLING EQUIPMENT CODE
	3	CG	40ml	HCl	–	NM	VOA	0.26	BP
	3	CG	40ml	Nathio	–		EDB/DBCP		
	1	AG	500ml	H2SO4	–		NH3		
	1	PE	1 l	~~G-CHEM~~	–		G-CHEM		
	1	PE	1 l	HNO3	–		GROSS ALPHA		
	1	PE	500ml	HNO3	–		METALS		

REMARKS:

Sheen Present: YES (NO)

MATERIAL CODES: AG = Amber Glass; CG = Clear Glass; PE = Polyethylene; PP = Polypropylene; S = Silicone; T = Teflon; O = Other (Specify)

SAMPLING EQUIPMENT CODES: APP = After Peristaltic Pump; B = Bailer; BP = Bladder Pump; ESP = Electric Submersible Pump; RFPP = Reverse Flow Peristaltic Pump; SM = Straw Method (Tubing Gravity Drain); O = Other (Specify)

NOTES: 1. The above do not constitute all of the information required by Chapter 62-160, F.A.C.
2. STABILIZATION CRITERIA FOR RANGE OF VARIATION OF LAST THREE CONSECUTIVE READINGS (SEE FS 2212, SECTION 3)
pH: ± 0.2 units Temperature: ± 0.2 °C Specific Conductance: ± 5% Dissolved Oxygen: all readings ≤ 20% saturation (see Table FS 2200-2), optionally, ± 0.2 mg/L or ± 10% (whichever is greater) Turbidity: all readings ≤ 20 NTU; optionally ± 5 NTU or ± 10% (whichever is greater)

Revision Date: February 12, 2009

Form FD 9000-24

GROUNDWATER SAMPLING LOG

SITE NAME: VISTA | SITE LOCATION: APOPKA, FL

WELL NO: MW-FLZR | SAMPLE ID: | DATE: 6-27-13

PURGING DATA

WELL DIAMETER (inches): 2 | TUBING DIAMETER (inches): 3/8 | WELL SCREEN INTERVAL DEPTH: 123.93 feet to 133.93 feet | STATIC DEPTH TO WATER (feet): 34.85 | PURGE PUMP TYPE OR BAILER: BP

WELL ELEVATION TOC (ft NGVD): 86.76 | GROUNDWATER ELEVATION (ft NGVD): 51.91

WELL VOLUME PURGE: 1 WELL VOLUME = (TOTAL WELL DEPTH – STATIC DEPTH TO WATER) X WELL CAPACITY
(only fill out if applicable)
= (feet – feet) X gallons/foot = gallons

EQUIPMENT VOLUME PURGE: 1 EQUIPMENT VOL. = PUMP VOLUME + (TUBING CAPACITY X TUBING LENGTH) + FLOW CELL VOLUME
(only fill out if applicable)
= 0.3 gallons + (0.006 gallons/foot X 133.93 feet) + 0.05 gallons = 1.15 gallons

INITIAL PUMP OR TUBING DEPTH IN WELL (feet): 128.93 | FINAL PUMP OR TUBING DEPTH IN WELL (feet): 128.93 | PURGING INITIATED AT: 0914 | PURGING ENDED AT: 0940 | TOTAL VOLUME PURGED (gallons) 6.24

TIME	VOLUME PURGED (gallons)	CUMUL. VOLUME PURGED (gallons)	PURGE RATE (gpm)	DEPTH TO WATER (feet)	pH (standard units)	TEMP. (°C)	COND. (circle units) µmhos/cm or µS/cm	DISSOLVED OXYGEN (circle units) mg/L or % saturation	TURBIDITY (NTUs)	ORP (mV)	COLOR	ODOR
0925	2.64	2.64	0.24	36.21	9.65	25.2	240	2.1	2.48	79		
0930	1.20	3.84	0.24	36.21	9.76	25.0	243	2.1	2.35	82		
0935	1.20	5.04	0.24	36.21	9.75	25.0	246	2.1	2.28	80		
0940	1.20	6.24	0.24	36.21	9.76	25.1	249	2.0	2.13	83	NONE	

WELL CAPACITY (Gallons Per Foot): 0.75" = 0.02; 1" = 0.04; 1.25" = 0.06; 2" = 0.16; 3" = 0.37; 4" = 0.65; 5" = 1.02; 6" = 1.47; 12" = 5.88
TUBING INSIDE DIA. CAPACITY (Gal./Ft.): 1/8" = 0.0006; 3/16" = 0.0014; 1/4" = 0.0026; 5/16" = 0.004; 3/8" = 0.006; 1/2" = 0.010; 5/8" = 0.016

PURGING EQUIPMENT CODES: B = Bailer; BP = Bladder Pump; ESP = Electric Submersible Pump; PP = Peristaltic Pump; O = Other (Specify

SAMPLING DATA

SAMPLED BY (PRINT) / AFFILIATION: DAN ARMOUR, BEN RAMJEAWAN / PRO-TECH | SAMPLER(S) SIGNATURE(S): | SAMPLING INITIATED AT: 0941 | SAMPLING ENDED AT: NR

PUMP OR TUBING DEPTH IN WELL (feet): 128.93 | TUBING MATERIAL CODE: T | FIELD-FILTERED: Y (N) µm | FILTER SIZE: | Filtration Equipment Type:

FIELD DECONTAMINATION: PUMP Y (N) TUBING Y (N replaced) | DUPLICATE: Y (N)

SAMPLE CONTAINER SPECIFICATION				SAMPLE PRESERVATION			INTENDED ANALYSIS AND/OR METHOD	SAMPLE PUMP FLOW RATE (~~mL~~ gpm per minute)	SAMPLING EQUIPMENT CODE
SAMPLE ID CODE	# CONTAINERS	MATERIAL CODE	VOLUME	PRESERVATIVE USED	TOTAL VOL ADDED IN FIELD (mL)	FINAL pH			
	3	CG	40ml	HCl	–	NM	VOA	0.24	BP
	3	CG	40ml	Nathio	–		EDB/DBCP		
	1	AG	500ml	H2SO4	–		NH3		
	1	PE	1 l	~~G-CHEM~~	–		G-CHEM		
	1	PE	1 l	HNO3	–		GROSS ALPHA		
	1	PE	500ml	HNO3	–		METALS		

REMARKS:

Sheen Present: YES (NO)

MATERIAL CODES: AG = Amber Glass; CG = Clear Glass; PE = Polyethylene; PP = Polypropylene; S = Silicone; T = Teflon; O = Other (Specify)

SAMPLING EQUIPMENT CODES: APP = After Peristaltic Pump; B = Bailer; BP = Bladder Pump; ESP = Electric Submersible Pump; RFPP = Reverse Flow Peristaltic Pump; SM = Straw Method (Tubing Gravity Drain); O = Other (Specify)

NOTES: 1. The above do not constitute all of the information required by Chapter 62-160, F.A.C.
2. STABILIZATION CRITERIA FOR RANGE OF VARIATION OF LAST THREE CONSECUTIVE READINGS (SEE FS 2212, SECTION 3)
pH: ± 0.2 units Temperature: ± 0.2 °C Specific Conductance: ± 5% Dissolved Oxygen: all readings ≤ 20% saturation (see Table FS 2200-2), optionally, ± 0.2 mg/L or ± 10% (whichever is greater) Turbidity: all readings ≤ 20 NTU; optionally ± 5 NTU or ± 10% (whichever is greater)

Revision Date: February 12, 2009

Form FD 9000-24

GROUNDWATER SAMPLING LOG

SITE NAME: VISTA | SITE LOCATION: APOPKA, FL

WELL NO: MW-02AR | SAMPLE ID: | DATE: 6-27-13

PURGING DATA

WELL DIAMETER (inches): 2 | TUBING DIAMETER (inches): 1/4 | WELL SCREEN INTERVAL DEPTH: 31.06 feet to 41.06 feet | STATIC DEPTH TO WATER (feet): 35.60 | PURGE PUMP TYPE OR BAILER: BP

WELL ELEVATION TOC (ft NGVD): 87.22 | GROUNDWATER ELEVATION (ft NGVD): 51.62

WELL VOLUME PURGE: 1 WELL VOLUME = (TOTAL WELL DEPTH – STATIC DEPTH TO WATER) X WELL CAPACITY
(only fill out if applicable)
= (feet – feet) X gallons/foot = gallons

EQUIPMENT VOLUME PURGE: 1 EQUIPMENT VOL. = PUMP VOLUME + (TUBING CAPACITY X TUBING LENGTH) + FLOW CELL VOLUME
(only fill out if applicable)
= 0.2 gallons + (0.0026 gallons/foot X 41.06 feet) + 0.05 gallons = 0.36 gallons

INITIAL PUMP OR TUBING DEPTH IN WELL (feet): 36.06 | FINAL PUMP OR TUBING DEPTH IN WELL (feet): 36.06 | PURGING INITIATED AT: 0902 | PURGING ENDED AT: 0925 | TOTAL VOLUME PURGED (gallons) 1.84

TIME	VOLUME PURGED (gallons)	CUMUL. VOLUME PURGED (gallons)	PURGE RATE (gpm)	DEPTH TO WATER (feet)	pH (standard units)	TEMP. (°C)	COND. (circle units) µmhos/cm or µS/cm	DISSOLVED OXYGEN (circle units) mg/L or % saturation	TURBIDITY (NTUs)	ORP (mV)	COLOR	ODOR
0909	0.56	0.56	0.08	⊗NA	5.22	27.4	23	4.2	4.46	28		
0914	0.40	0.96	0.08	|	5.25	27.4	23	4.2	4.50	28		
0919	0.40	1.36	0.08	|	5.24	27.4	23	4.2	4.13	27		
0924	0.40	1.76	0.08	|	5.28	27.4	25	4.3	3.75	27	NONE	

⊗NA – WATERLEVEL IS BELOW THE TOP OF THE DEDICATED PUMP

WELL CAPACITY (Gallons Per Foot): 0.75" = 0.02; 1" = 0.04; 1.25" = 0.06; 2" = 0.16; 3" = 0.37; 4" = 0.65; 5" = 1.02; 6" = 1.47; 12" = 5.88
TUBING INSIDE DIA. CAPACITY (Gal./FL): 1/8" = 0.0006; 3/16" = 0.0014; 1/4" = 0.0026; 5/16" = 0.004; 3/8" = 0.006; 1/2" = 0.010; 5/8" = 0.016
PURGING EQUIPMENT CODES: B = Bailer; BP = Bladder Pump; ESP = Electric Submersible Pump; PP = Peristaltic Pump; O = Other (Specify

SAMPLING DATA

SAMPLED BY (PRINT) / AFFILIATION: DAN ARMOUR, BEN RAMJEAWAN / PRO-TECH | SAMPLER(S) SIGNATURE(S): [signature] | SAMPLING INITIATED AT: 0925 | SAMPLING ENDED AT: NR

PUMP OR TUBING DEPTH IN WELL (feet): 36.06 | TUBING MATERIAL CODE: T | FIELD-FILTERED: Y (N) µm Filtration Equipment Type: | FILTER SIZE:

FIELD DECONTAMINATION: PUMP Y (N) TUBING Y (N) (replaced) | DUPLICATE: Y (N)

SAMPLE CONTAINER SPECIFICATION				SAMPLE PRESERVATION			INTENDED ANALYSIS AND/OR METHOD	SAMPLE PUMP FLOW RATE (~~mL~~ gal per minute)	SAMPLING EQUIPMENT CODE
SAMPLE ID CODE	# CONTAINERS	MATERIAL CODE	VOLUME	PRESERVATIVE USED	TOTAL VOL ADDED IN FIELD (mL)	FINAL pH			
	3	CG	40ml	HCl	—	NM	VOA	0.08	BP
	3	CG	40ml	Nathio	—	|	EDB / DBCP	|	|
	1	AG	500ml	H2SO4	—	|	NH3	|	|
	1	PE	1 l	~~G-CHEM~~	—	|	G-CHEM	|	|
	1	PE	1 l	HNO3	—	|	GROSS ALPHA	|	|
	1	PE	500ml	HNO3	—	|	METALS	|	|

REMARKS:
Sheen Present: YES (NO)

MATERIAL CODES: AG = Amber Glass; CG = Clear Glass; PE = Polyethylene; PP = Polypropylene; S = Silicone; T = Teflon; O = Other (Specify)

SAMPLING EQUIPMENT CODES: APP = After Peristaltic Pump; B = Bailer; BP = Bladder Pump; ESP = Electric Submersible Pump; RFPP = Reverse Flow Peristaltic Pump; SM = Straw Method (Tubing Gravity Drain); O = Other (Specify)

NOTES: 1. The above do not constitute all of the information required by Chapter 62-160, F.A.C.
2. STABILIZATION CRITERIA FOR RANGE OF VARIATION OF LAST THREE CONSECUTIVE READINGS (SEE FS 2212, SECTION 3)
pH: ± 0.2 units Temperature: ± 0.2 °C Specific Conductance: ± 5% Dissolved Oxygen: all readings ≤ 20% saturation (see Table FS 2200-2), optionally, ± 0.2 mg/L or ± 10% (whichever is greater) Turbidity: all readings ≤ 20 NTU; optionally ± 5 NTU or ± 10% (whichever is greater)

Revision Date: February 12, 2009

Form FD 9000-24

GROUNDWATER SAMPLING LOG

SITE NAME: VISTA		SITE LOCATION: APOPKA, FL	
WELL NO: MW-02B	SAMPLE ID:		DATE: 6-27-13

PURGING DATA

WELL DIAMETER (inches): 2	TUBING DIAMETER (inches): 3/8	WELL SCREEN INTERVAL DEPTH: 67.05 feet to 77.05 feet	STATIC DEPTH TO WATER (feet): 38.20	PURGE PUMP TYPE OR BAILER: BP
WELL ELEVATION TOC (ft NGVD): 88.46		GROUNDWATER ELEVATION (ft NGVD): 50.26		

WELL VOLUME PURGE: 1 WELL VOLUME = (TOTAL WELL DEPTH – STATIC DEPTH TO WATER) X WELL CAPACITY
(only fill out if applicable)
= (feet – feet) X gallons/foot = gallons

EQUIPMENT VOLUME PURGE: 1 EQUIPMENT VOL. = PUMP VOLUME + (TUBING CAPACITY X TUBING LENGTH) + FLOW CELL VOLUME
(only fill out if applicable)
= 0.3 gallons + (0.006 gallons/foot X 77.05 feet) + 0.05 gallons = 0.81 gallons

INITIAL PUMP OR TUBING DEPTH IN WELL (feet): 72.05	FINAL PUMP OR TUBING DEPTH IN WELL (feet): 72.05	PURGING INITIATED AT: 0815	PURGING ENDED AT: 0842	TOTAL VOLUME PURGED (gallons): 4.61

TIME	VOLUME PURGED (gallons)	CUMUL. VOLUME PURGED (gallons)	PURGE RATE (gpm)	DEPTH TO WATER (feet)	pH (standard units)	TEMP. (°C)	COND. (circle units) µmhos/cm or µS/cm	DISSOLVED OXYGEN (circle units) mg/L or % saturation	TURBIDITY (NTUs)	ORP (mV)	COLOR	ODOR
0826	1.87	1.87	0.17	39.03	7.95	25.2	148	0.4	6.18	-24		
0831	0.85	2.72	0.17	39.01	7.94	25.2	149	0.4	4.54	-25		
0836	0.85	3.57	0.17	39.00	7.95	25.2	149	0.4	5.77	-24		
0841	0.85	4.42	0.17	39.00	7.94	25.2	149	0.5	5.42	-24	NONE	

WELL CAPACITY (Gallons Per Foot): 0.75" = 0.02; 1" = 0.04; 1.25" = 0.06; 2" = 0.16; 3" = 0.37; 4" = 0.65; 5" = 1.02; 6" = 1.47; 12" = 5.88
TUBING INSIDE DIA. CAPACITY (Gal./FL): 1/8" = 0.0006; 3/16" = 0.0014; 1/4" = 0.0026; 5/16" = 0.004; 3/8" = 0.006; 1/2" = 0.010; 5/8" = 0.016

PURGING EQUIPMENT CODES: B = Bailer; BP = Bladder Pump; ESP = Electric Submersible Pump; PP = Peristaltic Pump; O = Other (Specify

SAMPLING DATA

SAMPLED BY (PRINT) / AFFILIATION: DAN ARMOUR, BEN RAMJEAWAN / PRO-TECH	SAMPLER(S) SIGNATURE(S):	SAMPLING INITIATED AT: 0842	SAMPLING ENDED AT: NR
PUMP OR TUBING DEPTH IN WELL (feet): 72.05	TUBING MATERIAL CODE: T	FIELD-FILTERED: Y (N) µm Filtration Equipment Type:	FILTER SIZE:
FIELD DECONTAMINATION: PUMP Y (N)	TUBING Y (N replaced)	DUPLICATE: Y (N)	

SAMPLE CONTAINER SPECIFICATION				SAMPLE PRESERVATION			INTENDED ANALYSIS AND/OR METHOD	SAMPLE PUMP FLOW RATE (~~mL~~ gal per minute)	SAMPLING EQUIPMENT CODE
SAMPLE ID CODE	# CONTAINERS	MATERIAL CODE	VOLUME	PRESERVATIVE USED	TOTAL VOL ADDED IN FIELD (mL)	FINAL pH			
	3	CG	40ml	HCl	–	NM	VOA	0.17	BP
	3	CG	40ml	Na thio	–		EDB / DBCP		
	1	AG	500ml	H2SO4	–		NH3		
	1	PE	1 l	~~G-CHEM~~	–		G-CHEM		
	1	PE	1 l	HNO3	–		GROSS ALPHA		
	1	PE	500ml	HNO3	–		METALS		

REMARKS:

Sheen Present: YES (NO)

MATERIAL CODES: AG = Amber Glass; CG = Clear Glass; PE = Polyethylene; PP = Polypropylene; S = Silicone; T = Teflon; O = Other (Specify)

SAMPLING EQUIPMENT CODES: APP = After Peristaltic Pump; B = Bailer; BP = Bladder Pump; ESP = Electric Submersible Pump; RFPP = Reverse Flow Peristaltic Pump; SM = Straw Method (Tubing Gravity Drain); O = Other (Specify)

NOTES: 1. The above do not constitute all of the information required by Chapter 62-160, F.A.C.
2. STABILIZATION CRITERIA FOR RANGE OF VARIATION OF LAST THREE CONSECUTIVE READINGS (SEE FS 2212, SECTION 3)
pH: ± 0.2 units Temperature: ± 0.2 °C Specific Conductance: ± 5% Dissolved Oxygen: all readings ≤ 20% saturation (see Table FS 2200-2), optionally, ± 0.2 mg/L or ± 10% (whichever is greater) Turbidity: all readings ≤ 20 NTU; optionally ± 5 NTU or ± 10% (whichever is greater)

Revision Date: February 12, 2009

Form FD 9000-24

GROUNDWATER SAMPLING LOG

SITE NAME: VISTA | SITE LOCATION: APOPKA, FL

WELL NO: MW-07B | SAMPLE ID: | DATE: 6-27-13

PURGING DATA

WELL DIAMETER (inches): 2 | TUBING DIAMETER (inches): 1/4 | WELL SCREEN INTERVAL DEPTH: 81.7 feet to 91.7 feet | STATIC DEPTH TO WATER (feet): 56.82 | PURGE PUMP TYPE OR BAILER: BP

WELL ELEVATION TOC (ft NGVD): ~~109.31~~ 109.13 | GROUNDWATER ELEVATION (ft NGVD): 52.31

WELL VOLUME PURGE: 1 WELL VOLUME = (TOTAL WELL DEPTH – STATIC DEPTH TO WATER) X WELL CAPACITY
(only fill out if applicable)
= (feet – feet) X gallons/foot = gallons

EQUIPMENT VOLUME PURGE: 1 EQUIPMENT VOL. = PUMP VOLUME + (TUBING CAPACITY X TUBING LENGTH) + FLOW CELL VOLUME
(only fill out if applicable)
= 0.2 gallons + (0.0026 gallons/foot X 91.70 feet) + 0.05 gallons = 0.49 gallons

INITIAL PUMP OR TUBING DEPTH IN WELL (feet): 86.70 | FINAL PUMP OR TUBING DEPTH IN WELL (feet): 86.70 | PURGING INITIATED AT: 0648 | PURGING ENDED AT: 0713 | TOTAL VOLUME PURGED (gallons) 3.25

TIME	VOLUME PURGED (gallons)	CUMUL. VOLUME PURGED (gallons)	PURGE RATE (gpm)	DEPTH TO WATER (feet)	pH (standard units)	TEMP. (°C)	COND. (circle units) µmhos/cm or µS/cm	DISSOLVED OXYGEN (circle units) mg/L or % saturation	TURBIDITY (NTUs)	ORP (mV)	COLOR	ODOR
0700	1.56	1.56	0.13	57.29	6.76	23.4	135	0.6	3.83	-48		
0704	0.52	2.08	0.13	57.27	6.76	23.5	136	0.6	3.60	-45		
0708	0.52	2.60	0.13	57.27	6.76	23.5	135	0.5	3.42	-46		
0712	0.52	3.12	0.13	57.26	6.78	23.5	136	0.5	4.58	-47	NONE	

WELL CAPACITY (Gallons Per Foot): 0.75" = 0.02; 1" = 0.04; 1.25" = 0.06; 2" = 0.16; 3" = 0.37; 4" = 0.65; 5" = 1.02; 6" = 1.47; 12" = 5.88
TUBING INSIDE DIA. CAPACITY (Gal./Ft): 1/8" = 0.0006; 3/16" = 0.0014; 1/4" = 0.0026; 5/16" = 0.004; 3/8" = 0.006; 1/2" = 0.010; 5/8" = 0.016
PURGING EQUIPMENT CODES: B = Bailer; BP = Bladder Pump; ESP = Electric Submersible Pump; PP = Peristaltic Pump; O = Other (Specify

SAMPLING DATA

SAMPLED BY (PRINT) / AFFILIATION: DAN ARMOUR, BEN RAMJEAWAN / PRO-TECH | SAMPLER(S) SIGNATURE(S): | SAMPLING INITIATED AT: 0713 | SAMPLING ENDED AT: NR

PUMP OR TUBING DEPTH IN WELL (feet): 86.70 | TUBING MATERIAL CODE: T | FIELD-FILTERED: Y (N) µm Filtration Equipment Type: | FILTER SIZE:

FIELD DECONTAMINATION: PUMP Y (N) TUBING Y (N) (replaced) | DUPLICATE: Y (N)

SAMPLE CONTAINER SPECIFICATION				SAMPLE PRESERVATION			INTENDED ANALYSIS AND/OR METHOD	SAMPLE PUMP FLOW RATE (ml per minute)	SAMPLING EQUIPMENT CODE
SAMPLE ID CODE	# CONTAINERS	MATERIAL CODE	VOLUME	PRESERVATIVE USED	TOTAL VOL ADDED IN FIELD (mL)	FINAL pH			
	3	CG	40ml	HCl	—	NM	VOA	0.13	BP
	3	CG	40ml	Nathio	—		EDB / DBCP		
	1	AG	500ml	H2SO4	—		NH3		
	1	PE	1 l	~~G-CHEM~~	—		G-CHEM		
	1	PE	1 l	HNO3	—		GROSS ALPHA		
	1	PE	500ml	HNO3	—		METALS		

REMARKS:

Sheen Present: YES (NO)

MATERIAL CODES: AG = Amber Glass; CG = Clear Glass; PE = Polyethylene; PP = Polypropylene; S = Silicone; T = Teflon; O = Other (Specify)

SAMPLING EQUIPMENT CODES: APP = After Peristaltic Pump; B = Bailer; BP = Bladder Pump; ESP = Electric Submersible Pump; RFPP = Reverse Flow Peristaltic Pump; SM = Straw Method (Tubing Gravity Drain); O = Other (Specify)

NOTES: 1. The above do not constitute all of the information required by Chapter 62-160, F.A.C.
2. STABILIZATION CRITERIA FOR RANGE OF VARIATION OF LAST THREE CONSECUTIVE READINGS (SEE FS 2212, SECTION 3)
pH: ± 0.2 units Temperature: ± 0.2 °C Specific Conductance: ± 5% Dissolved Oxygen: all readings ≤ 20% saturation (see Table FS 2200-2), optionally, ± 0.2 mg/L or ± 10% (whichever is greater) Turbidity: all readings ≤ 20 NTU; optionally ± 5 NTU or ± 10% (whichever is greater)

Revision Date: February 12, 2009

Form FD 9000-24

GROUNDWATER SAMPLING LOG

SITE NAME: VISTA		SITE LOCATION: APOPKA, FL	
WELL NO: MW-07A	SAMPLE ID:		DATE: 6-27-13

PURGING DATA

WELL DIAMETER (inches): 2	TUBING DIAMETER (inches): 1/4	WELL SCREEN INTERVAL DEPTH: 51.03 feet to 71.03 feet	STATIC DEPTH TO WATER (feet): 44.02	PURGE PUMP TYPE OR BAILER: BP

WELL ELEVATION TOC (ft NGVD): 109.26 GROUNDWATER ELEVATION (ft NGVD): 65.24

WELL VOLUME PURGE: 1 WELL VOLUME = (TOTAL WELL DEPTH – STATIC DEPTH TO WATER) X WELL CAPACITY
(only fill out if applicable)
= (feet – feet) X gallons/foot = gallons

EQUIPMENT VOLUME PURGE: 1 EQUIPMENT VOL. = PUMP VOLUME + (TUBING CAPACITY X TUBING LENGTH) + FLOW CELL VOLUME
(only fill out if applicable)
= 0.2 gallons + (0.0026 gallons/foot X 71.03 feet) + 0.05 gallons = 0.43 gallons

INITIAL PUMP OR TUBING DEPTH IN WELL (feet): 66.03	FINAL PUMP OR TUBING DEPTH IN WELL (feet): 66.03	PURGING INITIATED AT: 0730	PURGING ENDED AT: 0755	TOTAL VOLUME PURGED (gallons) 2.64

TIME	VOLUME PURGED (gallons)	CUMUL. VOLUME PURGED (gallons)	PURGE RATE (gpm)	DEPTH TO WATER (feet)	pH (standard units)	TEMP. (°C)	COND. (circle units) µmhos/cm or µS/cm	DISSOLVED OXYGEN (circle units) mg/L or % saturation	TURBIDITY (NTUs)	ORP (mV)	COLOR	ODOR
0741	1.21	1.21	0.11	45.11	6.91	23.7	307	1.1	1.95	-22		
0745	0.44	1.65	0.11	45.11	6.93	23.8	308	1.2	1.90	-23		
0749	0.44	2.09	0.11	45.10	6.93	23.8	309	1.1	2.15	-23		
0754	0.44	2.53	0.11	45.09	6.95	23.8	309	1.2	1.07	-23	NONE	

WELL CAPACITY (Gallons Per Foot): 0.75" = 0.02; 1" = 0.04; 1.25" = 0.06; 2" = 0.16; 3" = 0.37; 4" = 0.65; 5" = 1.02; 6" = 1.47; 12" = 5.88
TUBING INSIDE DIA. CAPACITY (Gal./FL): 1/8" = 0.0006; 3/16" = 0.0014; 1/4" = 0.0026; 5/16" = 0.004; 3/8" = 0.006; 1/2" = 0.010; 5/8" = 0.016
PURGING EQUIPMENT CODES: B = Bailer; BP = Bladder Pump; ESP = Electric Submersible Pump; PP = Peristaltic Pump; O = Other (Specify

SAMPLING DATA

SAMPLED BY (PRINT) / AFFILIATION: DAN ARMOUR, BEN RAMJEAWAN / PRO-TECH	SAMPLER(S) SIGNATURE(S):	SAMPLING INITIATED AT: 0755	SAMPLING ENDED AT: NR
PUMP OR TUBING DEPTH IN WELL (feet): 66.03	TUBING MATERIAL CODE: T	FIELD-FILTERED: Y (N) µm Filtration Equipment Type:	FILTER SIZE:

FIELD DECONTAMINATION: PUMP Y (N) TUBING Y (N) (replaced) DUPLICATE: Y (N)

SAMPLE CONTAINER SPECIFICATION				SAMPLE PRESERVATION			INTENDED ANALYSIS AND/OR METHOD	SAMPLE PUMP FLOW RATE ~~gal (mL~~ per minute)	SAMPLING EQUIPMENT CODE
SAMPLE ID CODE	# CONTAINERS	MATERIAL CODE	VOLUME	PRESERVATIVE USED	TOTAL VOL ADDED IN FIELD (mL)	FINAL pH			
	3	CG	40ml	HCl	–	Nm	VOA	0.11	BP
	3	CG	40ml	Na thio	–		EDB / DBCP		
	1	AG	500ml	H2SO4	–		NH3		
	1	PE	1 l	~~G-CHEM~~	–		G-CHEM		
	1	PE	1 l	HNO3	–		GROSS ALPHA		
	1	PE	500ml	HNO3	–		METALS		

REMARKS:

Sheen Present: YES (NO)

MATERIAL CODES: AG = Amber Glass; CG = Clear Glass; PE = Polyethylene; PP = Polypropylene; S = Silicone; T = Teflon; O = Other (Specify)

SAMPLING EQUIPMENT CODES: APP = After Peristaltic Pump; B = Bailer; BP = Bladder Pump; ESP = Electric Submersible Pump; RFPP = Reverse Flow Peristaltic Pump; SM = Straw Method (Tubing Gravity Drain); O = Other (Specify)

NOTES: 1. The above do not constitute all of the information required by Chapter 62-160, F.A.C.
2. STABILIZATION CRITERIA FOR RANGE OF VARIATION OF LAST THREE CONSECUTIVE READINGS (SEE FS 2212, SECTION 3)
pH: ± 0.2 units Temperature: ± 0.2 °C Specific Conductance: ± 5% Dissolved Oxygen: all readings ≤ 20% saturation (see Table FS 2200-2), optionally, ± 0.2 mg/L or ± 10% (whichever is greater) Turbidity: all readings ≤ 20 NTU; optionally ± 5 NTU or ± 10% (whichever is greater)

Revision Date: February 12, 2009

Form FD 9000-24

GROUNDWATER SAMPLING LOG

SITE NAME: VISTA | SITE LOCATION: APOPKA, FL

WELL NO: MW-8R | SAMPLE ID: | DATE: 6-27-13

PURGING DATA

WELL DIAMETER (inches): 2 | TUBING DIAMETER (inches): 3/16 | WELL SCREEN INTERVAL DEPTH: 61 feet to 71 feet | STATIC DEPTH TO WATER (feet): 46.88 | PURGE PUMP TYPE OR BAILER: BP

WELL ELEVATION TOC (ft NGVD): 99.60 | GROUNDWATER ELEVATION (ft NGVD): 52.72

WELL VOLUME PURGE: 1 WELL VOLUME = (TOTAL WELL DEPTH – STATIC DEPTH TO WATER) X WELL CAPACITY
(only fill out if applicable)
= (feet – feet) X gallons/foot = gallons

EQUIPMENT VOLUME PURGE: 1 EQUIPMENT VOL. = PUMP VOLUME + (TUBING CAPACITY X TUBING LENGTH) + FLOW CELL VOLUME
(only fill out if applicable)
= 0.1 gallons + (0.0014 gallons/foot X 71.00 feet) + 0.05 gallons = 0.25 gallons

INITIAL PUMP OR TUBING DEPTH IN WELL (feet): 66.00 | FINAL PUMP OR TUBING DEPTH IN WELL (feet): 66.00 | PURGING INITIATED AT: 0938 | PURGING ENDED AT: 1001 | TOTAL VOLUME PURGED (gallons): 1.84

TIME	VOLUME PURGED (gallons)	CUMUL. VOLUME PURGED (gallons)	PURGE RATE (gpm)	DEPTH TO WATER (feet)	pH (standard units)	TEMP. (°C)	COND. (circle units) µmhos/cm or µS/cm	DISSOLVED OXYGEN (circle units) mg/L or % saturation	TURBIDITY (NTUs)	ORP (mV)	COLOR	ODOR
0948	0.80	0.80	0.08	46.93	7.06	26.7	180	2.4	13.71	27		
0952	0.32	1.12	0.08	46.94	7.05	26.7	180	2.5	15.27	28		
0956	0.32	1.44	0.08	46.94	7.06	26.7	180	2.5	15.39	28		
1000	0.32	1.76	0.08	46.95	7.04	26.7	180	2.5	15.15	25	NONE	

WELL CAPACITY (Gallons Per Foot): 0.75" = 0.02; 1" = 0.04; 1.25" = 0.06; 2" = 0.16; 3" = 0.37; 4" = 0.65; 5" = 1.02; 6" = 1.47; 12" = 5.88
TUBING INSIDE DIA. CAPACITY (Gal./Ft.): 1/8" = 0.0006; 3/16" = 0.0014; 1/4" = 0.0026; 5/16" = 0.004; 3/8" = 0.006; 1/2" = 0.010; 5/8" = 0.016

PURGING EQUIPMENT CODES: B = Bailer; BP = Bladder Pump; ESP = Electric Submersible Pump; PP = Peristaltic Pump; O = Other (Specify

SAMPLING DATA

SAMPLED BY (PRINT) / AFFILIATION: DAN ARMOUR, BEN RAMJEAWAN / PRO-TECH | SAMPLER(S) SIGNATURE(S): | SAMPLING INITIATED AT: 1001 | SAMPLING ENDED AT: NR

PUMP OR TUBING DEPTH IN WELL (feet): 66.00 | TUBING MATERIAL CODE: T | FIELD-FILTERED: Y (N) µm | FILTER SIZE: | Filtration Equipment Type:

FIELD DECONTAMINATION: PUMP (Y) N TUBING Y N (replaced) | DUPLICATE: Y (N)

SAMPLE ID CODE	# CONTAINERS	MATERIAL CODE	VOLUME	PRESERVATIVE USED	TOTAL VOL ADDED IN FIELD (mL)	FINAL pH	INTENDED ANALYSIS AND/OR METHOD	SAMPLE PUMP FLOW RATE (~~mL~~ µL per minute)	SAMPLING EQUIPMENT CODE
	3	CG	40ml	HCl	–	NM	VOA	0.08	BP
	3	CG	40ml	Nathio	–		EDB/DBCP		
	1	AG	500ml	H2SO4	–		NH3		
	1	PE	1 l	~~G-CHEM~~	–		G-CHEM		
	1	PE	1 l	HNO3	–		GROSS ALPHA		
	1	PE	500ml	HNO3	–		METALS		

REMARKS:
Sheen Present: YES (NO) NON DEDICATED TEFLON BLADDER PUMP UTILIZED - NEW BLADDER & TEFLON TUBING

MATERIAL CODES: AG = Amber Glass; CG = Clear Glass; PE = Polyethylene; PP = Polypropylene; S = Silicone; T = Teflon; O = Other (Specify)

SAMPLING EQUIPMENT CODES: APP = After Peristaltic Pump; B = Bailer; BP = Bladder Pump; ESP = Electric Submersible Pump; RFPP = Reverse Flow Peristaltic Pump; SM = Straw Method (Tubing Gravity Drain); O = Other (Specify)

NOTES: 1. The above do not constitute all of the information required by Chapter 62-160, F.A.C.
2. STABILIZATION CRITERIA FOR RANGE OF VARIATION OF LAST THREE CONSECUTIVE READINGS (SEE FS 2212, SECTION 3)
pH: ± 0.2 units Temperature: ± 0.2 °C Specific Conductance: ± 5% Dissolved Oxygen: all readings ≤ 20% saturation (see Table FS 2200-2), optionally, ± 0.2 mg/L or ± 10% (whichever is greater) Turbidity: all readings ≤ 20 NTU; optionally ± 5 NTU or ± 10% (whichever is greater)

Revision Date: February 12, 2009

PART III ANALYTICAL RESULTS

Facility GMS#:

Test Site ID #: 19344

Sample Date/Time: 06/26/2013 03:32PM

Report Period: 2013 / 2
Year / Qtr

Well Name: MW-5B

Classification of Groundwater: G-II

Groundwater Elevation (NGVD):

or (MSL): 50.05

Well Purged (Y/N): Y

Well Type:
( ) Background
( ) Detection
(X) Compliance
( ) Other

Storet Code	Parameter Monitored	Sampling Method	Field Filtered (Y/N)	Analysis Method	Analysis Date/Time	* Analysis Result/Units		Detection Limit/Units
00620	Nitrate as N	BP	N	300.0	06/27/2013 15:46	0.54	mg/L	0.50 mg/L
00940	Chloride	BP	N	300.0	06/27/2013 15:46	7.5	mg/L	3.0 mg/L
000610	Ammonia as N	BP	N	350.1	07/10/2013 11:19	<0.10 U	mg/L	0.10 mg/L
001055	Manganese	BP	N	6010B	07/03/2013 17:37	3.2 I	ug/L	10 ug/L
001067	Nickel	BP	N	6010B	07/03/2013 17:37	<40 U	ug/L	40 ug/L
001045	Iron	BP	N	6010B	07/03/2013 17:37	56 I	ug/L	100 ug/L
001051	Lead	BP	N	6010B	07/03/2013 17:37	<9.0 U	ug/L	9.0 ug/L
001087	Vanadium	BP	N	6010B	07/03/2013 17:37	<10 U	ug/L	10 ug/L
001092	Zinc	BP	N	6010B	07/03/2013 17:37	<20 U	ug/L	20 ug/L
000929	Sodium	BP	N	6010B	07/03/2013 17:37	3.8	mg/L	1.0 mg/L
001147	Selenium	BP	N	6010B	07/03/2013 17:37	<15 U	ug/L	15 ug/L
001077	Silver	BP	N	6010B	07/03/2013 17:37	<10 U	ug/L	10 ug/L
001042	Copper	BP	N	6010B	07/03/2013 17:37	1.4 I	ug/L	15 ug/L
001007	Barium	BP	N	6010B	07/03/2013 17:37	9.9 I	ug/L	10 ug/L
001105	Aluminum	BP	N	6010B	07/03/2013 17:37	100	ug/L	100 ug/L
001027	Cadmium	BP	N	6010B	07/03/2013 17:37	<5.0 U	ug/L	5.0 ug/L
001037	Cobalt	BP	N	6010B	07/03/2013 17:37	<10 U	ug/L	10 ug/L
001034	Chromium	BP	N	6010B	07/03/2013 17:37	<10 U	ug/L	10 ug/L
001002	Arsenic	BP	N	6020	07/03/2013 04:14	8.3	ug/L	5.0 ug/L
001097	Antimony	BP	N	6020	07/03/2013 04:14	<2.0 U	ug/L	2.0 ug/L
001059	Thallium	BP	N	6020	07/03/2013 04:14	<1.0 U	ug/L	1.0 ug/L
001012	Beryllium	BP	N	6020	07/03/2013 04:14	<1.0 U	ug/L	1.0 ug/L
71900	Mercury	BP	N	7470A	06/28/2013 17:31	<0.20 U	ug/L	0.20 ug/L
38437	1,2-Dibromo-3-Chloropropane	BP	N	8011	06/28/2013 14:31	<0.020 U	ug/L	0.020 ug/L
77651	1,2-Dibromoethane	BP	N	8011	06/28/2013 14:31	<0.020 U	ug/L	0.020 ug/L
34536	1,2-Dichlorobenzene	BP	N	8260B	07/05/2013 16:26	<1.0 U	ug/L	1.0 ug/L
34215	Acrylonitrile	BP	N	8260B	07/05/2013 16:26	<20 U	ug/L	20 ug/L
81551	Xylenes (total)	BP	N	8260B	07/05/2013 16:26	<2.0 U	ug/L	2.0 ug/L
77443	1,2,3-Trichloropropane	BP	N	8260B	07/05/2013 16:26	<2.5 U	ug/L	2.5 ug/L
34516	1,1,2,2-Tetrachloroethane	BP	N	8260B	07/05/2013 16:26	<1.0 U	ug/L	1.0 ug/L
34506	1,1,1-Trichloroethane	BP	N	8260B	07/05/2013 16:26	<1.0 U	ug/L	1.0 ug/L
77562	1,1,1,2-Tetrachloroethane	BP	N	8260B	07/05/2013 16:26	<1.0 U	ug/L	1.0 ug/L

* Attach Laboratory Reports

PART III ANALYTICAL RESULTS

Facility GMS#:

Test Site ID #: 19344

Sample Date/Time: 06/26/2013 03:32PM

Report Period: 2013 / 2
Year / Qtr

Well Name: MW-5B

Classification of Groundwater: G-II

Groundwater Elevation (NGVD):

or (MSL): 50.05

Well Purged (Y/N): Y

Well Type:
( ) Background
( ) Detection
(X) Compliance
( ) Other

Storet Code	Parameter Monitored	Sampling Method	Field Filtered (Y/N)	Analysis Method	Analysis Date/Time	* Analysis Result/Units	Detection Limit/Units
34501	1,1-Dichloroethene	BP	N	8260B	07/05/2013 16:26	<1.0 U ug/L	1.0 ug/L
34496	1,1-Dichloroethane	BP	N	8260B	07/05/2013 16:26	<1.0 U ug/L	1.0 ug/L
34511	1,1,2-Trichloroethane	BP	N	8260B	07/05/2013 16:26	<1.0 U ug/L	1.0 ug/L
34531	1,2-Dichloroethane	BP	N	8260B	07/05/2013 16:26	<1.0 U ug/L	1.0 ug/L
77093	cis-1,2-Dichloroethene	BP	N	8260B	07/05/2013 16:26	<1.0 U ug/L	1.0 ug/L
34704	cis-1,3-Dichloropropene	BP	N	8260B	07/05/2013 16:26	<1.0 U ug/L	1.0 ug/L
32106	Chloroform	BP	N	8260B	07/05/2013 16:26	<1.0 U ug/L	1.0 ug/L
34418	Chloromethane	BP	N	8260B	07/05/2013 16:26	<2.0 U ug/L	2.0 ug/L
32105	Dibromochloromethane	BP	N	8260B	07/05/2013 16:26	<1.0 U ug/L	1.0 ug/L
34371	Ethylbenzene	BP	N	8260B	07/05/2013 16:26	<1.0 U ug/L	1.0 ug/L
77424	Iodomethane	BP	N	8260B	07/05/2013 16:26	<1.0 U ug/L	1.0 ug/L
77596	Dibromomethane	BP	N	8260B	07/05/2013 16:26	<1.0 U ug/L	1.0 ug/L
32101	Bromodichloromethane	BP	N	8260B	07/05/2013 16:26	<1.0 U ug/L	1.0 ug/L
32104	Bromoform	BP	N	8260B	07/05/2013 16:26	<1.0 U ug/L	1.0 ug/L
78124	Benzene	BP	N	8260B	07/05/2013 16:26	<1.0 U ug/L	1.0 ug/L
73085	Bromochloromethane	BP	N	8260B	07/05/2013 16:26	<1.0 U ug/L	1.0 ug/L
34413	Bromomethane	BP	N	8260B	07/05/2013 16:26	<2.0 U ug/L	2.0 ug/L
34301	Chlorobenzene	BP	N	8260B	07/05/2013 16:26	<1.0 U ug/L	1.0 ug/L
34311	Chloroethane	BP	N	8260B	07/05/2013 16:26	<2.0 U ug/L	2.0 ug/L
77041	Carbon disulfide	BP	N	8260B	07/05/2013 16:26	<2.0 U ug/L	2.0 ug/L
32102	Carbon tetrachloride	BP	N	8260B	07/05/2013 16:26	<1.0 U ug/L	1.0 ug/L
34423	Methylene Chloride	BP	N	8260B	07/05/2013 16:26	<2.0 U ug/L	2.0 ug/L
81552	Acetone	BP	N	8260B	07/05/2013 16:26	<20 U ug/L	20 ug/L
81596	4-Methyl-2-pentanone (MIBK)	BP	N	8260B	07/05/2013 16:26	<5.0 U ug/L	5.0 ug/L
77057	Vinyl acetate	BP	N	8260B	07/05/2013 16:26	<3.0 U ug/L	3.0 ug/L
39175	Vinyl chloride	BP	N	8260B	07/05/2013 16:26	<1.0 U ug/L	1.0 ug/L
34571	1,4-Dichlorobenzene	BP	N	8260B	07/05/2013 16:26	<1.0 U ug/L	1.0 ug/L
34541	1,2-Dichloropropane	BP	N	8260B	07/05/2013 16:26	<1.0 U ug/L	1.0 ug/L
77103	2-Hexanone	BP	N	8260B	07/05/2013 16:26	<5.0 U ug/L	5.0 ug/L
81595	2-Butanone (MEK)	BP	N	8260B	07/05/2013 16:26	<6.0 U ug/L	6.0 ug/L
34010	Toluene	BP	N	8260B	07/05/2013 16:26	<1.0 U ug/L	1.0 ug/L
77128	Styrene	BP	N	8260B	07/05/2013 16:26	<1.0 U ug/L	1.0 ug/L

* Attach Laboratory Reports

PART III ANALYTICAL RESULTS

Facility GMS#:

Test Site ID #: 19344

Sample Date/Time: 06/26/2013 03:32PM

Report Period: 2013 / 2
Year / Qtr

Well Name: MW-5B

Classification of Groundwater: G-II

Groundwater Elevation (NGVD):

or (MSL): 50.05

Well Purged (Y/N): Y

Well Type:
( ) Background
( ) Detection
(X) Compliance
( ) Other

Storet Code	Parameter Monitored	Sampling Method	Field Filtered (Y/N)	Analysis Method	Analysis Date/Time	* Analysis Result/Units		Detection Limit/Units
34475	Tetrachloroethene	BP	N	8260B	07/05/2013 16:26	<1.0 U	ug/L	1.0 ug/L
34546	trans-1,2-Dichloroethene	BP	N	8260B	07/05/2013 16:26	<1.0 U	ug/L	1.0 ug/L
39180	Trichloroethene	BP	N	8260B	07/05/2013 16:26	<1.0 U	ug/L	1.0 ug/L
34488	Trichlorofluoromethane	BP	N	8260B	07/05/2013 16:26	<2.0 U	ug/L	2.0 ug/L
34699	trans-1,3-Dichloropropene	BP	N	8260B	07/05/2013 16:26	<3.0 U	ug/L	3.0 ug/L
49263	trans-1,4-Dichloro-2-butene	BP	N	8260B	07/05/2013 16:26	<3.0 U	ug/L	3.0 ug/L
1519	Gross Alpha	BP	N	9310	07/15/2013 17:41	5.22	pCi/L	3.00 pCi/L
000406	Field pH	BP	N	Field Sampling	06/26/2013 13:32	7.46	SU	-
082545	Groundwater Elevation	BP	N	Field Sampling	06/26/2013 13:32	50.05	ft/msl	-
82078	Field Turbidity	BP	N	Field Sampling	06/26/2013 13:32	3.19	NTU	-
000299	Field Dissolved Oxygen	BP	N	Field Sampling	06/26/2013 13:32	0.1	mg/L	-
00010	Field Temperature	BP	N	Field Sampling	06/26/2013 13:32	28.3	Degrees C	-
000094	Field Conductivity	BP	N	Field Sampling	06/26/2013 13:32	219	umhos/cm	-
00080	Color	BP	N	SM 2120B	06/27/2013 14:14	<5.0 U	PCU	5.0 PCU
70300	Total Dissolved Solids	BP	N	SM 2540C	07/02/2013 08:49	110	mg/L	10 mg/L

* Attach Laboratory Reports

PART III ANALYTICAL RESULTS

Facility GMS#:

Test Site ID #: 19345

Sample Date/Time: 06/26/2013 02:32PM

Report Period: 2013 / 2
Year / Qtr

Well Name: MW-6AR

Classification of Groundwater: G-II

Groundwater Elevation (NGVD):

or (MSL): 50.92

Well Purged (Y/N): Y

Well Type:
(X) Background
( ) Detection
( ) Compliance
( ) Other

Storet Code	Parameter Monitored	Sampling Method	Field Filtered (Y/N)	Analysis Method	Analysis Date/Time	* Analysis Result/Units		Detection Limit/Units	
00620	Nitrate as N	BP	N	300.0	06/27/2013 19:29	12	mg/L	2.5	mg/L
00940	Chloride	BP	N	300.0	06/27/2013 16:02	22	mg/L	3.0	mg/L
000610	Ammonia as N	BP	N	350.1	07/10/2013 11:26	<0.10 U	mg/L	0.10	mg/L
001037	Cobalt	BP	N	6010B	07/03/2013 17:39	<10 U	ug/L	10	ug/L
001042	Copper	BP	N	6010B	07/03/2013 17:39	2.5 I	ug/L	15	ug/L
001045	Iron	BP	N	6010B	07/03/2013 17:39	510	ug/L	100	ug/L
001034	Chromium	BP	N	6010B	07/03/2013 17:39	4.1 I	ug/L	10	ug/L
001105	Aluminum	BP	N	6010B	07/03/2013 17:39	730	ug/L	100	ug/L
001007	Barium	BP	N	6010B	07/03/2013 17:39	24	ug/L	10	ug/L
001027	Cadmium	BP	N	6010B	07/03/2013 17:39	0.90 I	ug/L	5.0	ug/L
000929	Sodium	BP	N	6010B	07/03/2013 17:39	11	mg/L	1.0	mg/L
001077	Silver	BP	N	6010B	07/03/2013 17:39	<10 U	ug/L	10	ug/L
001092	Zinc	BP	N	6010B	07/03/2013 17:39	9.9 I	ug/L	20	ug/L
001087	Vanadium	BP	N	6010B	07/03/2013 17:39	2.5 I	ug/L	10	ug/L
001055	Manganese	BP	N	6010B	07/03/2013 17:39	12	ug/L	10	ug/L
001051	Lead	BP	N	6010B	07/03/2013 17:39	<9.0 U	ug/L	9.0	ug/L
001147	Selenium	BP	N	6010B	07/03/2013 17:39	<15 U	ug/L	15	ug/L
001067	Nickel	BP	N	6010B	07/03/2013 17:39	2.3 I	ug/L	40	ug/L
001097	Antimony	BP	N	6020	07/03/2013 04:17	<2.0 U	ug/L	2.0	ug/L
001002	Arsenic	BP	N	6020	07/03/2013 04:17	0.38 I	ug/L	5.0	ug/L
001059	Thallium	BP	N	6020	07/03/2013 04:17	0.075 I	ug/L	1.0	ug/L
001012	Beryllium	BP	N	6020	07/03/2013 04:17	0.17 I	ug/L	1.0	ug/L
71900	Mercury	BP	N	7470A	06/28/2013 17:33	0.16 I	ug/L	0.20	ug/L
77651	1,2-Dibromoethane	BP	N	8011	06/28/2013 14:51	<0.020 U	ug/L	0.020	ug/L
38437	1,2-Dibromo-3-Chloropropane	BP	N	8011	06/28/2013 14:51	<0.020 U	ug/L	0.020	ug/L
77443	1,2,3-Trichloropropane	BP	N	8260B	07/05/2013 16:46	<2.5 U	ug/L	2.5	ug/L
34536	1,2-Dichlorobenzene	BP	N	8260B	07/05/2013 16:46	<1.0 U	ug/L	1.0	ug/L
34501	1,1-Dichloroethene	BP	N	8260B	07/05/2013 16:46	<1.0 U	ug/L	1.0	ug/L
34541	1,2-Dichloropropane	BP	N	8260B	07/05/2013 16:46	<1.0 U	ug/L	1.0	ug/L
81595	2-Butanone (MEK)	BP	N	8260B	07/05/2013 16:46	<6.0 U	ug/L	6.0	ug/L
34571	1,4-Dichlorobenzene	BP	N	8260B	07/05/2013 16:46	<1.0 U	ug/L	1.0	ug/L
77103	2-Hexanone	BP	N	8260B	07/05/2013 16:46	<5.0 U	ug/L	5.0	ug/L

* Attach Laboratory Reports

PART III ANALYTICAL RESULTS

Facility GMS#:

Test Site ID #: 19345

Sample Date/Time: 06/26/2013 02:32PM

Report Period: 2013 / 2
Year / Qtr

Well Name: MW-6AR

Classification of Groundwater: G-II

Groundwater Elevation (NGVD):

or (MSL): 50.92

Well Purged (Y/N): Y

Well Type:
(X) Background
( ) Detection
( ) Compliance
( ) Other

Storet Code	Parameter Monitored	Sampling Method	Field Filtered (Y/N)	Analysis Method	Analysis Date/Time	* Analysis Result/Units	Detection Limit/Units
77128	Styrene	BP	N	8260B	07/05/2013 16:46	<1.0 U ug/L	1.0 ug/L
34423	Methylene Chloride	BP	N	8260B	07/05/2013 16:46	<2.0 U ug/L	2.0 ug/L
34475	Tetrachloroethene	BP	N	8260B	07/05/2013 16:46	<1.0 U ug/L	1.0 ug/L
77596	Dibromomethane	BP	N	8260B	07/05/2013 16:46	<1.0 U ug/L	1.0 ug/L
77424	Iodomethane	BP	N	8260B	07/05/2013 16:46	<1.0 U ug/L	1.0 ug/L
34371	Ethylbenzene	BP	N	8260B	07/05/2013 16:46	<1.0 U ug/L	1.0 ug/L
34010	Toluene	BP	N	8260B	07/05/2013 16:46	<1.0 U ug/L	1.0 ug/L
77057	Vinyl acetate	BP	N	8260B	07/05/2013 16:46	<3.0 U ug/L	3.0 ug/L
34488	Trichlorofluoromethane	BP	N	8260B	07/05/2013 16:46	<2.0 U ug/L	2.0 ug/L
81551	Xylenes (total)	BP	N	8260B	07/05/2013 16:46	<2.0 U ug/L	2.0 ug/L
39175	Vinyl chloride	BP	N	8260B	07/05/2013 16:46	<1.0 U ug/L	1.0 ug/L
34699	trans-1,3-Dichloropropene	BP	N	8260B	07/05/2013 16:46	<3.0 U ug/L	3.0 ug/L
34546	trans-1,2-Dichloroethene	BP	N	8260B	07/05/2013 16:46	<1.0 U ug/L	1.0 ug/L
39180	Trichloroethene	BP	N	8260B	07/05/2013 16:46	<1.0 U ug/L	1.0 ug/L
49263	trans-1,4-Dichloro-2-butene	BP	N	8260B	07/05/2013 16:46	<3.0 U ug/L	3.0 ug/L
32105	Dibromochloromethane	BP	N	8260B	07/05/2013 16:46	<1.0 U ug/L	1.0 ug/L
73085	Bromochloromethane	BP	N	8260B	07/05/2013 16:46	<1.0 U ug/L	1.0 ug/L
78124	Benzene	BP	N	8260B	07/05/2013 16:46	<1.0 U ug/L	1.0 ug/L
32104	Bromoform	BP	N	8260B	07/05/2013 16:46	<1.0 U ug/L	1.0 ug/L
32101	Bromodichloromethane	BP	N	8260B	07/05/2013 16:46	<1.0 U ug/L	1.0 ug/L
81596	4-Methyl-2-pentanone (MIBK)	BP	N	8260B	07/05/2013 16:46	<5.0 U ug/L	5.0 ug/L
34215	Acrylonitrile	BP	N	8260B	07/05/2013 16:46	<20 U ug/L	20 ug/L
81552	Acetone	BP	N	8260B	07/05/2013 16:46	<20 U ug/L	20 ug/L
34413	Bromomethane	BP	N	8260B	07/05/2013 16:46	<2.0 U ug/L	2.0 ug/L
34418	Chloromethane	BP	N	8260B	07/05/2013 16:46	<2.0 U ug/L	2.0 ug/L
32106	Chloroform	BP	N	8260B	07/05/2013 16:46	<1.0 U ug/L	1.0 ug/L
34704	cis-1,3-Dichloropropene	BP	N	8260B	07/05/2013 16:46	<1.0 U ug/L	1.0 ug/L
77093	cis-1,2-Dichloroethene	BP	N	8260B	07/05/2013 16:46	<1.0 U ug/L	1.0 ug/L
32102	Carbon tetrachloride	BP	N	8260B	07/05/2013 16:46	<1.0 U ug/L	1.0 ug/L
77041	Carbon disulfide	BP	N	8260B	07/05/2013 16:46	<2.0 U ug/L	2.0 ug/L
34311	Chloroethane	BP	N	8260B	07/05/2013 16:46	<2.0 U ug/L	2.0 ug/L
34301	Chlorobenzene	BP	N	8260B	07/05/2013 16:46	<1.0 U ug/L	1.0 ug/L

* Attach Laboratory Reports

PART III ANALYTICAL RESULTS

Facility GMS#:

Test Site ID #: 19345

Sample Date/Time: 06/26/2013 02:32PM

Report Period: 2013 / 2
Year / Qtr

Well Name: MW-6AR

Classification of Groundwater: G-II

Groundwater Elevation (NGVD):

or (MSL): 50.92

Well Purged (Y/N): Y

Well Type:
(X) Background
( ) Detection
( ) Compliance
( ) Other

Storet Code	Parameter Monitored	Sampling Method	Field Filtered (Y/N)	Analysis Method	Analysis Date/Time	* Analysis Result/Units		Detection Limit/Units
34496	1,1-Dichloroethane	BP	N	8260B	07/05/2013 16:46	<1.0 U	ug/L	1.0 ug/L
77562	1,1,1,2-Tetrachloroethane	BP	N	8260B	07/05/2013 16:46	<1.0 U	ug/L	1.0 ug/L
34531	1,2-Dichloroethane	BP	N	8260B	07/05/2013 16:46	<1.0 U	ug/L	1.0 ug/L
34506	1,1,1-Trichloroethane	BP	N	8260B	07/05/2013 16:46	<1.0 U	ug/L	1.0 ug/L
34511	1,1,2-Trichloroethane	BP	N	8260B	07/05/2013 16:46	<1.0 U	ug/L	1.0 ug/L
34516	1,1,2,2-Tetrachloroethane	BP	N	8260B	07/05/2013 16:46	<1.0 U	ug/L	1.0 ug/L
1519	Gross Alpha	BP	N	9310	07/15/2013 17:41	3.11	pCi/L	3.00 pCi/L
000406	Field pH	BP	N	Field Sampling	06/26/2013 12:32	4.87	SU	-
82078	Field Turbidity	BP	N	Field Sampling	06/26/2013 12:32	4.94	NTU	-
00010	Field Temperature	BP	N	Field Sampling	06/26/2013 12:32	26.9	Degrees C	-
082545	Groundwater Elevation	BP	N	Field Sampling	06/26/2013 12:32	50.92	ft/msl	-
000094	Field Conductivity	BP	N	Field Sampling	06/26/2013 12:32	223	umhos/cm	-
000299	Field Dissolved Oxygen	BP	N	Field Sampling	06/26/2013 12:32	3.8	mg/L	-
00080	Color	BP	N	SM 2120B	06/27/2013 14:14	<5.0 U	PCU	5.0 PCU
70300	Total Dissolved Solids	BP	N	SM 2540C	07/02/2013 08:49	150	mg/L	10 mg/L

* Attach Laboratory Reports

PART III ANALYTICAL RESULTS

Facility GMS#:

Test Site ID #: 19339

Sample Date/Time: 06/26/2013 01:46PM

Report Period: 2013 / 2
Year / Qtr

Well Name: MW-3A

Classification of Groundwater: G-II

Groundwater Elevation (NGVD):

or (MSL): 50.37

Well Purged (Y/N): Y

Well Type:
( ) Background
( ) Detection
(X) Compliance
( ) Other

Storet Code	Parameter Monitored	Sampling Method	Field Filtered (Y/N)	Analysis Method	Analysis Date/Time	* Analysis Result/Units	Detection Limit/Units
00620	Nitrate as N	BP	N	300.0	06/27/2013 16:18	3.0 mg/L	0.50 mg/L
00940	Chloride	BP	N	300.0	06/27/2013 16:18	3.7 mg/L	3.0 mg/L
000610	Ammonia as N	BP	N	350.1	07/10/2013 11:29	<0.10 U mg/L	0.10 mg/L
001045	Iron	BP	N	6010B	07/03/2013 17:41	120 ug/L	100 ug/L
001051	Lead	BP	N	6010B	07/03/2013 17:41	<9.0 U ug/L	9.0 ug/L
001055	Manganese	BP	N	6010B	07/03/2013 17:41	3.5 I ug/L	10 ug/L
001034	Chromium	BP	N	6010B	07/03/2013 17:41	1.5 I ug/L	10 ug/L
001037	Cobalt	BP	N	6010B	07/03/2013 17:41	<10 U ug/L	10 ug/L
001042	Copper	BP	N	6010B	07/03/2013 17:41	1.6 I ug/L	15 ug/L
000929	Sodium	BP	N	6010B	07/03/2013 17:41	2.5 mg/L	1.0 mg/L
001087	Vanadium	BP	N	6010B	07/03/2013 17:41	<10 U ug/L	10 ug/L
001092	Zinc	BP	N	6010B	07/03/2013 17:41	6.2 I ug/L	20 ug/L
001067	Nickel	BP	N	6010B	07/03/2013 17:41	<40 U ug/L	40 ug/L
001147	Selenium	BP	N	6010B	07/03/2013 17:41	<15 U ug/L	15 ug/L
001077	Silver	BP	N	6010B	07/03/2013 17:41	<10 U ug/L	10 ug/L
001007	Barium	BP	N	6010B	07/03/2013 17:41	51 ug/L	10 ug/L
001105	Aluminum	BP	N	6010B	07/03/2013 17:41	270 ug/L	100 ug/L
001027	Cadmium	BP	N	6010B	07/03/2013 17:41	<5.0 U ug/L	5.0 ug/L
001002	Arsenic	BP	N	6020	07/03/2013 04:20	<5.0 U ug/L	5.0 ug/L
001097	Antimony	BP	N	6020	07/03/2013 04:20	<2.0 U ug/L	2.0 ug/L
001012	Beryllium	BP	N	6020	07/03/2013 04:20	0.10 I ug/L	1.0 ug/L
001059	Thallium	BP	N	6020	07/03/2013 04:20	0.053 I ug/L	1.0 ug/L
71900	Mercury	BP	N	7470A	06/28/2013 17:35	<0.20 U ug/L	0.20 ug/L
77651	1,2-Dibromoethane	BP	N	8011	06/28/2013 15:12	<0.020 U ug/L	0.020 ug/L
38437	1,2-Dibromo-3-Chloropropane	BP	N	8011	06/28/2013 15:12	<0.020 U ug/L	0.020 ug/L
34501	1,1-Dichloroethene	BP	N	8260B	07/05/2013 17:07	<1.0 U ug/L	1.0 ug/L
34496	1,1-Dichloroethane	BP	N	8260B	07/05/2013 17:07	<1.0 U ug/L	1.0 ug/L
34536	1,2-Dichlorobenzene	BP	N	8260B	07/05/2013 17:07	<1.0 U ug/L	1.0 ug/L
77443	1,2,3-Trichloropropane	BP	N	8260B	07/05/2013 17:07	<2.5 U ug/L	2.5 ug/L
34511	1,1,2-Trichloroethane	BP	N	8260B	07/05/2013 17:07	<1.0 U ug/L	1.0 ug/L
77562	1,1,1,2-Tetrachloroethane	BP	N	8260B	07/05/2013 17:07	<1.0 U ug/L	1.0 ug/L
34516	1,1,2,2-Tetrachloroethane	BP	N	8260B	07/05/2013 17:07	<1.0 U ug/L	1.0 ug/L

* Attach Laboratory Reports

PART III ANALYTICAL RESULTS

Facility GMS#:

Test Site ID #: 19339

Sample Date/Time: 06/26/2013 01:46PM

Report Period: 2013 / 2
Year / Qtr

Well Name: MW-3A

Classification of Groundwater: G-II

Groundwater Elevation (NGVD):

or (MSL): 50.37

Well Purged (Y/N): Y

Well Type:
( ) Background
( ) Detection
(X) Compliance
( ) Other

Storet Code	Parameter Monitored	Sampling Method	Field Filtered (Y/N)	Analysis Method	Analysis Date/Time	* Analysis Result/Units	Detection Limit/Units
34506	1,1,1-Trichloroethane	BP	N	8260B	07/05/2013 17:07	<1.0 U ug/L	1.0 ug/L
34371	Ethylbenzene	BP	N	8260B	07/05/2013 17:07	<1.0 U ug/L	1.0 ug/L
77596	Dibromomethane	BP	N	8260B	07/05/2013 17:07	<1.0 U ug/L	1.0 ug/L
77424	Iodomethane	BP	N	8260B	07/05/2013 17:07	<1.0 U ug/L	1.0 ug/L
34423	Methylene Chloride	BP	N	8260B	07/05/2013 17:07	<2.0 U ug/L	2.0 ug/L
34010	Toluene	BP	N	8260B	07/05/2013 17:07	0.26 I ug/L	1.0 ug/L
77093	cis-1,2-Dichloroethene	BP	N	8260B	07/05/2013 17:07	<1.0 U ug/L	1.0 ug/L
34418	Chloromethane	BP	N	8260B	07/05/2013 17:07	<2.0 U ug/L	2.0 ug/L
34704	cis-1,3-Dichloropropene	BP	N	8260B	07/05/2013 17:07	<1.0 U ug/L	1.0 ug/L
32105	Dibromochloromethane	BP	N	8260B	07/05/2013 17:07	<1.0 U ug/L	1.0 ug/L
34488	Trichlorofluoromethane	BP	N	8260B	07/05/2013 17:07	<2.0 U ug/L	2.0 ug/L
77057	Vinyl acetate	BP	N	8260B	07/05/2013 17:07	<3.0 U ug/L	3.0 ug/L
39180	Trichloroethene	BP	N	8260B	07/05/2013 17:07	<1.0 U ug/L	1.0 ug/L
34699	trans-1,3-Dichloropropene	BP	N	8260B	07/05/2013 17:07	<3.0 U ug/L	3.0 ug/L
49263	trans-1,4-Dichloro-2-butene	BP	N	8260B	07/05/2013 17:07	<3.0 U ug/L	3.0 ug/L
34475	Tetrachloroethene	BP	N	8260B	07/05/2013 17:07	<1.0 U ug/L	1.0 ug/L
77128	Styrene	BP	N	8260B	07/05/2013 17:07	<1.0 U ug/L	1.0 ug/L
34546	trans-1,2-Dichloroethene	BP	N	8260B	07/05/2013 17:07	<1.0 U ug/L	1.0 ug/L
39175	Vinyl chloride	BP	N	8260B	07/05/2013 17:07	<1.0 U ug/L	1.0 ug/L
81551	Xylenes (total)	BP	N	8260B	07/05/2013 17:07	<2.0 U ug/L	2.0 ug/L
77103	2-Hexanone	BP	N	8260B	07/05/2013 17:07	<5.0 U ug/L	5.0 ug/L
81596	4-Methyl-2-pentanone (MIBK)	BP	N	8260B	07/05/2013 17:07	<5.0 U ug/L	5.0 ug/L
34215	Acrylonitrile	BP	N	8260B	07/05/2013 17:07	<20 U ug/L	20 ug/L
81552	Acetone	BP	N	8260B	07/05/2013 17:07	<20 U ug/L	20 ug/L
34531	1,2-Dichloroethane	BP	N	8260B	07/05/2013 17:07	<1.0 U ug/L	1.0 ug/L
34541	1,2-Dichloropropane	BP	N	8260B	07/05/2013 17:07	<1.0 U ug/L	1.0 ug/L
81595	2-Butanone (MEK)	BP	N	8260B	07/05/2013 17:07	<6.0 U ug/L	6.0 ug/L
34571	1,4-Dichlorobenzene	BP	N	8260B	07/05/2013 17:07	<1.0 U ug/L	1.0 ug/L
34413	Bromomethane	BP	N	8260B	07/05/2013 17:07	<2.0 U ug/L	2.0 ug/L
32106	Chloroform	BP	N	8260B	07/05/2013 17:07	<1.0 U ug/L	1.0 ug/L
77041	Carbon disulfide	BP	N	8260B	07/05/2013 17:07	<2.0 U ug/L	2.0 ug/L
34301	Chlorobenzene	BP	N	8260B	07/05/2013 17:07	<1.0 U ug/L	1.0 ug/L

* Attach Laboratory Reports

PART III ANALYTICAL RESULTS

Facility GMS#:

Test Site ID #: 19339

Sample Date/Time: 06/26/2013 01:46PM

Report Period: 2013 / 2
Year / Qtr

Well Name: MW-3A

Classification of Groundwater: G-II

Groundwater Elevation (NGVD):

or (MSL): 50.37

Well Purged (Y/N): Y

Well Type:
( ) Background
( ) Detection
(X) Compliance
( ) Other

Storet Code	Parameter Monitored	Sampling Method	Field Filtered (Y/N)	Analysis Method	Analysis Date/Time	* Analysis Result/Units		Detection Limit/Units
32102	Carbon tetrachloride	BP	N	8260B	07/05/2013 17:07	<1.0 U	ug/L	1.0 ug/L
34311	Chloroethane	BP	N	8260B	07/05/2013 17:07	<2.0 U	ug/L	2.0 ug/L
78124	Benzene	BP	N	8260B	07/05/2013 17:07	<1.0 U	ug/L	1.0 ug/L
32104	Bromoform	BP	N	8260B	07/05/2013 17:07	<1.0 U	ug/L	1.0 ug/L
73085	Bromochloromethane	BP	N	8260B	07/05/2013 17:07	<1.0 U	ug/L	1.0 ug/L
32101	Bromodichloromethane	BP	N	8260B	07/05/2013 17:07	<1.0 U	ug/L	1.0 ug/L
1519	Gross Alpha	BP	N	9310	07/15/2013 17:41	8.71	pCi/L	3.00 pCi/L
00010	Field Temperature	BP	N	Field Sampling	06/26/2013 11:46	26.5	Degrees C	-
82078	Field Turbidity	BP	N	Field Sampling	06/26/2013 11:46	4.08	NTU	-
082545	Groundwater Elevation	BP	N	Field Sampling	06/26/2013 11:46	50.37	ft/msl	-
000299	Field Dissolved Oxygen	BP	N	Field Sampling	06/26/2013 11:46	4.3	mg/L	-
000094	Field Conductivity	BP	N	Field Sampling	06/26/2013 11:46	92	umhos/cm	-
000406	Field pH	BP	N	Field Sampling	06/26/2013 11:46	5.39	SU	-
00080	Color	BP	N	SM 2120B	06/27/2013 14:14	<5.0 U	PCU	5.0 PCU
70300	Total Dissolved Solids	BP	N	SM 2540C	07/02/2013 08:49	49	mg/L	10 mg/L

* Attach Laboratory Reports

PART III ANALYTICAL RESULTS

Facility GMS#:

Test Site ID #: 19342

Sample Date/Time: 06/26/2013 01:03PM

Report Period: 2013 / 2
Year / Qtr

Well Name: MW-4B

Classification of Groundwater: G-II

Groundwater Elevation (NGVD):

or (MSL): 50.86

Well Purged (Y/N): Y

Well Type:
( ) Background
( ) Detection
(X) Compliance
( ) Other

Storet Code	Parameter Monitored	Sampling Method	Field Filtered (Y/N)	Analysis Method	Analysis Date/Time	* Analysis Result/Units		Detection Limit/Units
00940	Chloride	BP	N	300.0	06/27/2013 16:34	2.4 I	mg/L	3.0 mg/L
00620	Nitrate as N	BP	N	300.0	06/27/2013 16:34	1.5	mg/L	0.50 mg/L
000610	Ammonia as N	BP	N	350.1	07/10/2013 11:31	<0.10 U	mg/L	0.10 mg/L
001037	Cobalt	BP	N	6010B	07/03/2013 17:44	<10 U	ug/L	10 ug/L
001042	Copper	BP	N	6010B	07/03/2013 17:44	2.4 I	ug/L	15 ug/L
001045	Iron	BP	N	6010B	07/03/2013 17:44	68 I	ug/L	100 ug/L
001007	Barium	BP	N	6010B	07/03/2013 17:44	9.7 I	ug/L	10 ug/L
001027	Cadmium	BP	N	6010B	07/03/2013 17:44	<5.0 U	ug/L	5.0 ug/L
001034	Chromium	BP	N	6010B	07/03/2013 17:44	0.75 I	ug/L	10 ug/L
001051	Lead	BP	N	6010B	07/03/2013 17:44	<9.0 U	ug/L	9.0 ug/L
000929	Sodium	BP	N	6010B	07/03/2013 17:44	1.0	mg/L	1.0 mg/L
001087	Vanadium	BP	N	6010B	07/03/2013 17:44	<10 U	ug/L	10 ug/L
001092	Zinc	BP	N	6010B	07/03/2013 17:44	7.6 I	ug/L	20 ug/L
001055	Manganese	BP	N	6010B	07/03/2013 17:44	8.3 I	ug/L	10 ug/L
001067	Nickel	BP	N	6010B	07/03/2013 17:44	2.2 I	ug/L	40 ug/L
001147	Selenium	BP	N	6010B	07/03/2013 17:44	<15 U	ug/L	15 ug/L
001105	Aluminum	BP	N	6010B	07/03/2013 17:44	110	ug/L	100 ug/L
001077	Silver	BP	N	6010B	07/03/2013 17:44	1.2 I V	ug/L	10 ug/L
001097	Antimony	BP	N	6020	07/03/2013 04:23	<2.0 U	ug/L	2.0 ug/L
001002	Arsenic	BP	N	6020	07/03/2013 04:23	<5.0 U	ug/L	5.0 ug/L
001059	Thallium	BP	N	6020	07/03/2013 04:23	<1.0 U	ug/L	1.0 ug/L
001012	Beryllium	BP	N	6020	07/03/2013 04:23	<1.0 U	ug/L	1.0 ug/L
71900	Mercury	BP	N	7470A	06/28/2013 17:42	<0.20 U	ug/L	0.20 ug/L
77651	1,2-Dibromoethane	BP	N	8011	06/28/2013 15:32	<0.020 U	ug/L	0.020 ug/L
38437	1,2-Dibromo-3-Chloropropane	BP	N	8011	06/28/2013 15:32	<0.020 U	ug/L	0.020 ug/L
32105	Dibromochloromethane	BP	N	8260B	07/05/2013 17:28	<1.0 U	ug/L	1.0 ug/L
77424	Iodomethane	BP	N	8260B	07/05/2013 17:28	<1.0 U	ug/L	1.0 ug/L
34704	cis-1,3-Dichloropropene	BP	N	8260B	07/05/2013 17:28	<1.0 U	ug/L	1.0 ug/L
34371	Ethylbenzene	BP	N	8260B	07/05/2013 17:28	<1.0 U	ug/L	1.0 ug/L
77596	Dibromomethane	BP	N	8260B	07/05/2013 17:28	<1.0 U	ug/L	1.0 ug/L
77093	cis-1,2-Dichloroethene	BP	N	8260B	07/05/2013 17:28	<1.0 U	ug/L	1.0 ug/L
32106	Chloroform	BP	N	8260B	07/05/2013 17:28	<1.0 U	ug/L	1.0 ug/L

* Attach Laboratory Reports

PART III ANALYTICAL RESULTS

Facility GMS#:

Test Site ID #: 19342

Sample Date/Time: 06/26/2013 01:03PM

Report Period: 2013 / 2
Year / Qtr

Well Name: MW-4B

Classification of Groundwater: G-II

Groundwater Elevation (NGVD):

or (MSL): 50.86

Well Purged (Y/N): Y

Well Type:
( ) Background
( ) Detection
(X) Compliance
( ) Other

Storet Code	Parameter Monitored	Sampling Method	Field Filtered (Y/N)	Analysis Method	Analysis Date/Time	* Analysis Result/Units	Detection Limit/Units
34301	Chlorobenzene	BP	N	8260B	07/05/2013 17:28	<1.0 U ug/L	1.0 ug/L
34311	Chloroethane	BP	N	8260B	07/05/2013 17:28	<2.0 U ug/L	2.0 ug/L
34418	Chloromethane	BP	N	8260B	07/05/2013 17:28	<2.0 U ug/L	2.0 ug/L
77041	Carbon disulfide	BP	N	8260B	07/05/2013 17:28	<2.0 U ug/L	2.0 ug/L
32102	Carbon tetrachloride	BP	N	8260B	07/05/2013 17:28	<1.0 U ug/L	1.0 ug/L
39180	Trichloroethene	BP	N	8260B	07/05/2013 17:28	<1.0 U ug/L	1.0 ug/L
81551	Xylenes (total)	BP	N	8260B	07/05/2013 17:28	<2.0 U ug/L	2.0 ug/L
49263	trans-1,4-Dichloro-2-butene	BP	N	8260B	07/05/2013 17:28	<3.0 U ug/L	3.0 ug/L
39175	Vinyl chloride	BP	N	8260B	07/05/2013 17:28	<1.0 U ug/L	1.0 ug/L
77057	Vinyl acetate	BP	N	8260B	07/05/2013 17:28	<3.0 U ug/L	3.0 ug/L
34488	Trichlorofluoromethane	BP	N	8260B	07/05/2013 17:28	<2.0 U ug/L	2.0 ug/L
34699	trans-1,3-Dichloropropene	BP	N	8260B	07/05/2013 17:28	<3.0 U ug/L	3.0 ug/L
34475	Tetrachloroethene	BP	N	8260B	07/05/2013 17:28	<1.0 U ug/L	1.0 ug/L
77128	Styrene	BP	N	8260B	07/05/2013 17:28	<1.0 U ug/L	1.0 ug/L
34423	Methylene Chloride	BP	N	8260B	07/05/2013 17:28	<2.0 U ug/L	2.0 ug/L
34546	trans-1,2-Dichloroethene	BP	N	8260B	07/05/2013 17:28	<1.0 U ug/L	1.0 ug/L
34010	Toluene	BP	N	8260B	07/05/2013 17:28	<1.0 U ug/L	1.0 ug/L
34413	Bromomethane	BP	N	8260B	07/05/2013 17:28	<2.0 U ug/L	2.0 ug/L
77443	1,2,3-Trichloropropane	BP	N	8260B	07/05/2013 17:28	<2.5 U ug/L	2.5 ug/L
34501	1,1-Dichloroethene	BP	N	8260B	07/05/2013 17:28	<1.0 U ug/L	1.0 ug/L
34536	1,2-Dichlorobenzene	BP	N	8260B	07/05/2013 17:28	<1.0 U ug/L	1.0 ug/L
34531	1,2-Dichloroethane	BP	N	8260B	07/05/2013 17:28	<1.0 U ug/L	1.0 ug/L
34496	1,1-Dichloroethane	BP	N	8260B	07/05/2013 17:28	<1.0 U ug/L	1.0 ug/L
77562	1,1,1,2-Tetrachloroethane	BP	N	8260B	07/05/2013 17:28	<1.0 U ug/L	1.0 ug/L
34506	1,1,1-Trichloroethane	BP	N	8260B	07/05/2013 17:28	<1.0 U ug/L	1.0 ug/L
34511	1,1,2-Trichloroethane	BP	N	8260B	07/05/2013 17:28	<1.0 U ug/L	1.0 ug/L
34516	1,1,2,2-Tetrachloroethane	BP	N	8260B	07/05/2013 17:28	<1.0 U ug/L	1.0 ug/L
78124	Benzene	BP	N	8260B	07/05/2013 17:28	<1.0 U ug/L	1.0 ug/L
34215	Acrylonitrile	BP	N	8260B	07/05/2013 17:28	<20 U ug/L	20 ug/L
73085	Bromochloromethane	BP	N	8260B	07/05/2013 17:28	<1.0 U ug/L	1.0 ug/L
32104	Bromoform	BP	N	8260B	07/05/2013 17:28	<1.0 U ug/L	1.0 ug/L
32101	Bromodichloromethane	BP	N	8260B	07/05/2013 17:28	<1.0 U ug/L	1.0 ug/L

* Attach Laboratory Reports

PART III ANALYTICAL RESULTS

Facility GMS#:

Test Site ID #: 19342

Sample Date/Time: 06/26/2013 01:03PM

Report Period: 2013 / 2
Year / Qtr

Well Name: MW-4B

Classification of Groundwater: G-II

Groundwater Elevation (NGVD):

or (MSL): 50.86

Well Purged (Y/N): Y

Well Type:
( ) Background
( ) Detection
(X) Compliance
( ) Other

Storet Code	Parameter Monitored	Sampling Method	Field Filtered (Y/N)	Analysis Method	Analysis Date/Time	* Analysis Result/Units		Detection Limit/Units
81596	4-Methyl-2-pentanone (MIBK)	BP	N	8260B	07/05/2013 17:28	<5.0 U	ug/L	5.0 ug/L
34571	1,4-Dichlorobenzene	BP	N	8260B	07/05/2013 17:28	<1.0 U	ug/L	1.0 ug/L
34541	1,2-Dichloropropane	BP	N	8260B	07/05/2013 17:28	<1.0 U	ug/L	1.0 ug/L
81595	2-Butanone (MEK)	BP	N	8260B	07/05/2013 17:28	<6.0 U	ug/L	6.0 ug/L
81552	Acetone	BP	N	8260B	07/05/2013 17:28	<20 U	ug/L	20 ug/L
77103	2-Hexanone	BP	N	8260B	07/05/2013 17:28	<5.0 U	ug/L	5.0 ug/L
1519	Gross Alpha	BP	N	9310	07/15/2013 17:42	0.791	pCi/L	3.00 pCi/L
000094	Field Conductivity	BP	N	Field Sampling	06/26/2013 11:03	33	umhos/cm	-
000299	Field Dissolved Oxygen	BP	N	Field Sampling	06/26/2013 11:03	6.4	mg/L	-
000406	Field pH	BP	N	Field Sampling	06/26/2013 11:03	5.00	SU	-
00010	Field Temperature	BP	N	Field Sampling	06/26/2013 11:03	28.1	Degrees C	-
082545	Groundwater Elevation	BP	N	Field Sampling	06/26/2013 11:03	50.86	ft/msl	-
82078	Field Turbidity	BP	N	Field Sampling	06/26/2013 11:03	4.04	NTU	-
00080	Color	BP	N	SM 2120B	06/27/2013 14:14	<5.0 U	PCU	5.0 PCU
70300	Total Dissolved Solids	BP	N	SM 2540C	07/02/2013 08:49	16	mg/L	10 mg/L

* Attach Laboratory Reports

PART III ANALYTICAL RESULTS

Facility GMS#:

Test Site ID #: 19346

Sample Date/Time: 06/26/2013 10:22AM

Report Period: 2013 / 2
Year / Qtr

Well Name: MW-6BR

Classification of Groundwater: G-II

Groundwater Elevation (NGVD):

or (MSL): 51.07

Well Purged (Y/N): Y

Well Type:
(X) Background
( ) Detection
( ) Compliance
( ) Other

Storet Code	Parameter Monitored	Sampling Method	Field Filtered (Y/N)	Analysis Method	Analysis Date/Time	* Analysis Result/Units		Detection Limit/Units
00940	Chloride	BP	N	300.0	06/27/2013 17:21	20	mg/L	3.0 mg/L
00620	Nitrate as N	BP	N	300.0	06/27/2013 17:21	4.0	mg/L	0.50 mg/L
000610	Ammonia as N	BP	N	350.1	07/10/2013 11:47	<0.10 U	mg/L	0.10 mg/L
001067	Nickel	BP	N	6010B	07/03/2013 17:46	2.7 I	ug/L	40 ug/L
001147	Selenium	BP	N	6010B	07/03/2013 17:46	<15 U	ug/L	15 ug/L
001051	Lead	BP	N	6010B	07/03/2013 17:46	<9.0 U	ug/L	9.0 ug/L
001055	Manganese	BP	N	6010B	07/03/2013 17:46	39	ug/L	10 ug/L
001087	Vanadium	BP	N	6010B	07/03/2013 17:46	5.2 I	ug/L	10 ug/L
001045	Iron	BP	N	6010B	07/03/2013 17:46	660	ug/L	100 ug/L
001077	Silver	BP	N	6010B	07/03/2013 17:46	<10 U	ug/L	10 ug/L
000929	Sodium	BP	N	6010B	07/03/2013 17:46	7.4	mg/L	1.0 mg/L
001027	Cadmium	BP	N	6010B	07/03/2013 17:46	0.58 I	ug/L	5.0 ug/L
001007	Barium	BP	N	6010B	07/03/2013 17:46	10	ug/L	10 ug/L
001105	Aluminum	BP	N	6010B	07/03/2013 17:46	520	ug/L	100 ug/L
001092	Zinc	BP	N	6010B	07/03/2013 17:46	6.6 I	ug/L	20 ug/L
001034	Chromium	BP	N	6010B	07/03/2013 17:46	22	ug/L	10 ug/L
001042	Copper	BP	N	6010B	07/03/2013 17:46	2.2 I	ug/L	15 ug/L
001037	Cobalt	BP	N	6010B	07/03/2013 17:46	<10 U	ug/L	10 ug/L
001002	Arsenic	BP	N	6020	07/03/2013 04:26	1.1 I	ug/L	5.0 ug/L
001012	Beryllium	BP	N	6020	07/03/2013 04:26	<1.0 U	ug/L	1.0 ug/L
001097	Antimony	BP	N	6020	07/03/2013 04:26	<2.0 U	ug/L	2.0 ug/L
001059	Thallium	BP	N	6020	07/03/2013 04:26	0.17 I	ug/L	1.0 ug/L
71900	Mercury	BP	N	7470A	06/28/2013 17:44	<0.20 U	ug/L	0.20 ug/L
38437	1,2-Dibromo-3-Chloropropane	BP	N	8011	06/28/2013 15:53	<0.020 U	ug/L	0.020 ug/L
77651	1,2-Dibromoethane	BP	N	8011	06/28/2013 15:53	<0.020 U	ug/L	0.020 ug/L
34531	1,2-Dichloroethane	BP	N	8260B	07/05/2013 17:48	<1.0 U	ug/L	1.0 ug/L
34541	1,2-Dichloropropane	BP	N	8260B	07/05/2013 17:48	<1.0 U	ug/L	1.0 ug/L
34571	1,4-Dichlorobenzene	BP	N	8260B	07/05/2013 17:48	<1.0 U	ug/L	1.0 ug/L
34516	1,1,2,2-Tetrachloroethane	BP	N	8260B	07/05/2013 17:48	<1.0 U	ug/L	1.0 ug/L
34511	1,1,2-Trichloroethane	BP	N	8260B	07/05/2013 17:48	<1.0 U	ug/L	1.0 ug/L
77562	1,1,1,2-Tetrachloroethane	BP	N	8260B	07/05/2013 17:48	<1.0 U	ug/L	1.0 ug/L
34506	1,1,1-Trichloroethane	BP	N	8260B	07/05/2013 17:48	<1.0 U	ug/L	1.0 ug/L

* Attach Laboratory Reports

PART III ANALYTICAL RESULTS

Facility GMS#:

Test Site ID #: 19346

Sample Date/Time: 06/26/2013 10:22AM

Report Period: 2013 / 2
Year / Qtr

Well Name: MW-6BR

Classification of Groundwater: G-II

Groundwater Elevation (NGVD):

or (MSL): 51.07

Well Purged (Y/N): Y

Well Type:
(X) Background
( ) Detection
( ) Compliance
( ) Other

Storet Code	Parameter Monitored	Sampling Method	Field Filtered (Y/N)	Analysis Method	Analysis Date/Time	* Analysis Result/Units	Detection Limit/Units
34496	1,1-Dichloroethane	BP	N	8260B	07/05/2013 17:48	<1.0 U ug/L	1.0 ug/L
34536	1,2-Dichlorobenzene	BP	N	8260B	07/05/2013 17:48	<1.0 U ug/L	1.0 ug/L
34501	1,1-Dichloroethene	BP	N	8260B	07/05/2013 17:48	<1.0 U ug/L	1.0 ug/L
77443	1,2,3-Trichloropropane	BP	N	8260B	07/05/2013 17:48	<2.5 U ug/L	2.5 ug/L
77128	Styrene	BP	N	8260B	07/05/2013 17:48	<1.0 U ug/L	1.0 ug/L
34423	Methylene Chloride	BP	N	8260B	07/05/2013 17:48	<2.0 U ug/L	2.0 ug/L
34475	Tetrachloroethene	BP	N	8260B	07/05/2013 17:48	<1.0 U ug/L	1.0 ug/L
77424	Iodomethane	BP	N	8260B	07/05/2013 17:48	<1.0 U ug/L	1.0 ug/L
32105	Dibromochloromethane	BP	N	8260B	07/05/2013 17:48	<1.0 U ug/L	1.0 ug/L
34371	Ethylbenzene	BP	N	8260B	07/05/2013 17:48	<1.0 U ug/L	1.0 ug/L
77596	Dibromomethane	BP	N	8260B	07/05/2013 17:48	<1.0 U ug/L	1.0 ug/L
77057	Vinyl acetate	BP	N	8260B	07/05/2013 17:48	<3.0 U ug/L	3.0 ug/L
34488	Trichlorofluoromethane	BP	N	8260B	07/05/2013 17:48	<2.0 U ug/L	2.0 ug/L
81551	Xylenes (total)	BP	N	8260B	07/05/2013 17:48	<2.0 U ug/L	2.0 ug/L
39175	Vinyl chloride	BP	N	8260B	07/05/2013 17:48	<1.0 U ug/L	1.0 ug/L
39180	Trichloroethene	BP	N	8260B	07/05/2013 17:48	<1.0 U ug/L	1.0 ug/L
34546	trans-1,2-Dichloroethene	BP	N	8260B	07/05/2013 17:48	<1.0 U ug/L	1.0 ug/L
34010	Toluene	BP	N	8260B	07/05/2013 17:48	<1.0 U ug/L	1.0 ug/L
49263	trans-1,4-Dichloro-2-butene	BP	N	8260B	07/05/2013 17:48	<3.0 U ug/L	3.0 ug/L
34699	trans-1,3-Dichloropropene	BP	N	8260B	07/05/2013 17:48	<3.0 U ug/L	3.0 ug/L
34704	cis-1,3-Dichloropropene	BP	N	8260B	07/05/2013 17:48	<1.0 U ug/L	1.0 ug/L
78124	Benzene	BP	N	8260B	07/05/2013 17:48	<1.0 U ug/L	1.0 ug/L
34215	Acrylonitrile	BP	N	8260B	07/05/2013 17:48	<20 U ug/L	20 ug/L
32101	Bromodichloromethane	BP	N	8260B	07/05/2013 17:48	<1.0 U ug/L	1.0 ug/L
73085	Bromochloromethane	BP	N	8260B	07/05/2013 17:48	<1.0 U ug/L	1.0 ug/L
81552	Acetone	BP	N	8260B	07/05/2013 17:48	<20 U ug/L	20 ug/L
81596	4-Methyl-2-pentanone (MIBK)	BP	N	8260B	07/05/2013 17:48	<5.0 U ug/L	5.0 ug/L
81595	2-Butanone (MEK)	BP	N	8260B	07/05/2013 17:48	<6.0 U ug/L	6.0 ug/L
77103	2-Hexanone	BP	N	8260B	07/05/2013 17:48	<5.0 U ug/L	5.0 ug/L
32106	Chloroform	BP	N	8260B	07/05/2013 17:48	0.37 I ug/L	1.0 ug/L
34311	Chloroethane	BP	N	8260B	07/05/2013 17:48	<2.0 U ug/L	2.0 ug/L
77093	cis-1,2-Dichloroethene	BP	N	8260B	07/05/2013 17:48	<1.0 U ug/L	1.0 ug/L

* Attach Laboratory Reports

PART III ANALYTICAL RESULTS

Facility GMS#:

Test Site ID #: 19346

Sample Date/Time: 06/26/2013 10:22AM

Report Period: 2013 / 2
Year / Qtr

Well Name: MW-6BR

Classification of Groundwater: G-II

Groundwater Elevation (NGVD):

or (MSL): 51.07

Well Purged (Y/N): Y

Well Type:
(X) Background
( ) Detection
( ) Compliance
( ) Other

Storet Code	Parameter Monitored	Sampling Method	Field Filtered (Y/N)	Analysis Method	Analysis Date/Time	* Analysis Result/Units		Detection Limit/Units
34418	Chloromethane	BP	N	8260B	07/05/2013 17:48	<2.0 U	ug/L	2.0 ug/L
34301	Chlorobenzene	BP	N	8260B	07/05/2013 17:48	<1.0 U	ug/L	1.0 ug/L
34413	Bromomethane	BP	N	8260B	07/05/2013 17:48	<2.0 U	ug/L	2.0 ug/L
32104	Bromoform	BP	N	8260B	07/05/2013 17:48	<1.0 U	ug/L	1.0 ug/L
32102	Carbon tetrachloride	BP	N	8260B	07/05/2013 17:48	<1.0 U	ug/L	1.0 ug/L
77041	Carbon disulfide	BP	N	8260B	07/05/2013 17:48	<2.0 U	ug/L	2.0 ug/L
1519	Gross Alpha	BP	N	9310	07/15/2013 17:42	3.39	pCi/L	3.00 pCi/L
00010	Field Temperature	BP	N	Field Sampling	06/26/2013 08:22	25.3	Degrees C	-
000406	Field pH	BP	N	Field Sampling	06/26/2013 08:22	7.24	SU	-
000299	Field Dissolved Oxygen	BP	N	Field Sampling	06/26/2013 08:22	2.8	mg/L	-
000094	Field Conductivity	BP	N	Field Sampling	06/26/2013 08:22	274	umhos/cm	-
082545	Groundwater Elevation	BP	N	Field Sampling	06/26/2013 08:22	51.07	ft/msl	-
82078	Field Turbidity	BP	N	Field Sampling	06/26/2013 08:22	2.11	NTU	-
00080	Color	BP	N	SM 2120B	06/27/2013 14:14	<5.0 U	PCU	5.0 PCU
70300	Total Dissolved Solids	BP	N	SM 2540C	07/02/2013 08:49	140	mg/L	10 mg/L

* Attach Laboratory Reports

PART III ANALYTICAL RESULTS

Facility GMS#:

Test Site ID #: 19340

Sample Date/Time: 06/26/2013 11:37AM

Report Period: 2013 / 2
Year / Qtr

Well Name: MW-3B

Classification of Groundwater: G-II

Groundwater Elevation (NGVD):

or (MSL): 50.56

Well Purged (Y/N): Y

Well Type:
( ) Background
( ) Detection
(X) Compliance
( ) Other

Storet Code	Parameter Monitored	Sampling Method	Field Filtered (Y/N)	Analysis Method	Analysis Date/Time	* Analysis Result/Units		Detection Limit/Units
00620	Nitrate as N	BP	N	300.0	06/27/2013 17:37	1.7	mg/L	0.50 mg/L
00940	Chloride	BP	N	300.0	06/27/2013 17:37	6.6	mg/L	3.0 mg/L
000610	Ammonia as N	BP	N	350.1	07/10/2013 11:50	<0.10 U	mg/L	0.10 mg/L
001051	Lead	BP	N	6010B	07/03/2013 17:48	<9.0 U	ug/L	9.0 ug/L
001055	Manganese	BP	N	6010B	07/03/2013 17:48	7.8 I	ug/L	10 ug/L
001045	Iron	BP	N	6010B	07/03/2013 17:48	64 I	ug/L	100 ug/L
001037	Cobalt	BP	N	6010B	07/03/2013 17:48	<10 U	ug/L	10 ug/L
001042	Copper	BP	N	6010B	07/03/2013 17:48	1.7 I	ug/L	15 ug/L
001067	Nickel	BP	N	6010B	07/03/2013 17:48	<40 U	ug/L	40 ug/L
001087	Vanadium	BP	N	6010B	07/03/2013 17:48	2.0 I	ug/L	10 ug/L
001092	Zinc	BP	N	6010B	07/03/2013 17:48	4.9 I	ug/L	20 ug/L
000929	Sodium	BP	N	6010B	07/03/2013 17:48	3.6	mg/L	1.0 mg/L
001147	Selenium	BP	N	6010B	07/03/2013 17:48	<15 U	ug/L	15 ug/L
001077	Silver	BP	N	6010B	07/03/2013 17:48	<10 U	ug/L	10 ug/L
001034	Chromium	BP	N	6010B	07/03/2013 17:48	1.8 I	ug/L	10 ug/L
001105	Aluminum	BP	N	6010B	07/03/2013 17:48	120	ug/L	100 ug/L
001007	Barium	BP	N	6010B	07/03/2013 17:48	42	ug/L	10 ug/L
001027	Cadmium	BP	N	6010B	07/03/2013 17:48	<5.0 U	ug/L	5.0 ug/L
001002	Arsenic	BP	N	6020	07/03/2013 04:35	0.33 I	ug/L	5.0 ug/L
001097	Antimony	BP	N	6020	07/03/2013 04:35	<2.0 U	ug/L	2.0 ug/L
001059	Thallium	BP	N	6020	07/03/2013 04:35	0.10 I	ug/L	1.0 ug/L
001012	Beryllium	BP	N	6020	07/03/2013 04:35	<1.0 U	ug/L	1.0 ug/L
71900	Mercury	BP	N	7470A	06/28/2013 17:47	<0.20 U	ug/L	0.20 ug/L
38437	1,2-Dibromo-3-Chloropropane	BP	N	8011	06/28/2013 16:13	<0.020 U	ug/L	0.020 ug/L
77651	1,2-Dibromoethane	BP	N	8011	06/28/2013 16:13	<0.020 U	ug/L	0.020 ug/L
34531	1,2-Dichloroethane	BP	N	8260B	07/05/2013 18:09	<1.0 U	ug/L	1.0 ug/L
34536	1,2-Dichlorobenzene	BP	N	8260B	07/05/2013 18:09	<1.0 U	ug/L	1.0 ug/L
81595	2-Butanone (MEK)	BP	N	8260B	07/05/2013 18:09	<6.0 U	ug/L	6.0 ug/L
34571	1,4-Dichlorobenzene	BP	N	8260B	07/05/2013 18:09	<1.0 U	ug/L	1.0 ug/L
34541	1,2-Dichloropropane	BP	N	8260B	07/05/2013 18:09	<1.0 U	ug/L	1.0 ug/L
77443	1,2,3-Trichloropropane	BP	N	8260B	07/05/2013 18:09	<2.5 U	ug/L	2.5 ug/L
34516	1,1,2,2-Tetrachloroethane	BP	N	8260B	07/05/2013 18:09	<1.0 U	ug/L	1.0 ug/L

* Attach Laboratory Reports

PART III ANALYTICAL RESULTS

Facility GMS#:

Test Site ID #: 19340

Sample Date/Time: 06/26/2013 11:37AM

Report Period: 2013 / 2
Year / Qtr

Well Name: MW-3B

Classification of Groundwater: G-II

Groundwater Elevation (NGVD):

or (MSL): 50.56

Well Purged (Y/N): Y

Well Type:
( ) Background
( ) Detection
(X) Compliance
( ) Other

Storet Code	Parameter Monitored	Sampling Method	Field Filtered (Y/N)	Analysis Method	Analysis Date/Time	* Analysis Result/Units	Detection Limit/Units
34506	1,1,1-Trichloroethane	BP	N	8260B	07/05/2013 18:09	<1.0 U ug/L	1.0 ug/L
77562	1,1,1,2-Tetrachloroethane	BP	N	8260B	07/05/2013 18:09	<1.0 U ug/L	1.0 ug/L
34501	1,1-Dichloroethene	BP	N	8260B	07/05/2013 18:09	<1.0 U ug/L	1.0 ug/L
34496	1,1-Dichloroethane	BP	N	8260B	07/05/2013 18:09	<1.0 U ug/L	1.0 ug/L
34511	1,1,2-Trichloroethane	BP	N	8260B	07/05/2013 18:09	<1.0 U ug/L	1.0 ug/L
77103	2-Hexanone	BP	N	8260B	07/05/2013 18:09	<5.0 U ug/L	5.0 ug/L
77128	Styrene	BP	N	8260B	07/05/2013 18:09	<1.0 U ug/L	1.0 ug/L
34423	Methylene Chloride	BP	N	8260B	07/05/2013 18:09	<2.0 U ug/L	2.0 ug/L
34475	Tetrachloroethene	BP	N	8260B	07/05/2013 18:09	<1.0 U ug/L	1.0 ug/L
77596	Dibromomethane	BP	N	8260B	07/05/2013 18:09	<1.0 U ug/L	1.0 ug/L
77424	Iodomethane	BP	N	8260B	07/05/2013 18:09	<1.0 U ug/L	1.0 ug/L
34371	Ethylbenzene	BP	N	8260B	07/05/2013 18:09	<1.0 U ug/L	1.0 ug/L
34010	Toluene	BP	N	8260B	07/05/2013 18:09	<1.0 U ug/L	1.0 ug/L
77057	Vinyl acetate	BP	N	8260B	07/05/2013 18:09	<3.0 U ug/L	3.0 ug/L
34488	Trichlorofluoromethane	BP	N	8260B	07/05/2013 18:09	<2.0 U ug/L	2.0 ug/L
81551	Xylenes (total)	BP	N	8260B	07/05/2013 18:09	<2.0 U ug/L	2.0 ug/L
39175	Vinyl chloride	BP	N	8260B	07/05/2013 18:09	<1.0 U ug/L	1.0 ug/L
34699	trans-1,3-Dichloropropene	BP	N	8260B	07/05/2013 18:09	<3.0 U ug/L	3.0 ug/L
34546	trans-1,2-Dichloroethene	BP	N	8260B	07/05/2013 18:09	<1.0 U ug/L	1.0 ug/L
39180	Trichloroethene	BP	N	8260B	07/05/2013 18:09	<1.0 U ug/L	1.0 ug/L
49263	trans-1,4-Dichloro-2-butene	BP	N	8260B	07/05/2013 18:09	<3.0 U ug/L	3.0 ug/L
32105	Dibromochloromethane	BP	N	8260B	07/05/2013 18:09	<1.0 U ug/L	1.0 ug/L
73085	Bromochloromethane	BP	N	8260B	07/05/2013 18:09	<1.0 U ug/L	1.0 ug/L
78124	Benzene	BP	N	8260B	07/05/2013 18:09	<1.0 U ug/L	1.0 ug/L
32104	Bromoform	BP	N	8260B	07/05/2013 18:09	<1.0 U ug/L	1.0 ug/L
32101	Bromodichloromethane	BP	N	8260B	07/05/2013 18:09	<1.0 U ug/L	1.0 ug/L
81596	4-Methyl-2-pentanone (MIBK)	BP	N	8260B	07/05/2013 18:09	<5.0 U ug/L	5.0 ug/L
34215	Acrylonitrile	BP	N	8260B	07/05/2013 18:09	<20 U ug/L	20 ug/L
81552	Acetone	BP	N	8260B	07/05/2013 18:09	<20 U ug/L	20 ug/L
34413	Bromomethane	BP	N	8260B	07/05/2013 18:09	<2.0 U ug/L	2.0 ug/L
34704	cis-1,3-Dichloropropene	BP	N	8260B	07/05/2013 18:09	<1.0 U ug/L	1.0 ug/L
32106	Chloroform	BP	N	8260B	07/05/2013 18:09	<1.0 U ug/L	1.0 ug/L

* Attach Laboratory Reports

PART III ANALYTICAL RESULTS

Facility GMS#:

Test Site ID #: 19340

Sample Date/Time: 06/26/2013 11:37AM

Report Period: 2013 / 2
Year / Qtr

Well Name: MW-3B

Classification of Groundwater: G-II

Groundwater Elevation (NGVD):

or (MSL): 50.56

Well Purged (Y/N): Y

Well Type:
( ) Background
( ) Detection
(X) Compliance
( ) Other

Storet Code	Parameter Monitored	Sampling Method	Field Filtered (Y/N)	Analysis Method	Analysis Date/Time	* Analysis Result/Units		Detection Limit/Units
77093	cis-1,2-Dichloroethene	BP	N	8260B	07/05/2013 18:09	<1.0 U	ug/L	1.0 ug/L
34418	Chloromethane	BP	N	8260B	07/05/2013 18:09	<2.0 U	ug/L	2.0 ug/L
32102	Carbon tetrachloride	BP	N	8260B	07/05/2013 18:09	<1.0 U	ug/L	1.0 ug/L
77041	Carbon disulfide	BP	N	8260B	07/05/2013 18:09	<2.0 U	ug/L	2.0 ug/L
34311	Chloroethane	BP	N	8260B	07/05/2013 18:09	<2.0 U	ug/L	2.0 ug/L
34301	Chlorobenzene	BP	N	8260B	07/05/2013 18:09	<1.0 U	ug/L	1.0 ug/L
1519	Gross Alpha	BP	N	9310	07/15/2013 17:42	4.20	pCi/L	3.00 pCi/L
00010	Field Temperature	BP	N	Field Sampling	06/26/2013 09:37	27.7	Degrees C	-
082545	Groundwater Elevation	BP	N	Field Sampling	06/26/2013 09:37	50.56	ft/msl	-
82078	Field Turbidity	BP	N	Field Sampling	06/26/2013 09:37	2.75	NTU	-
000406	Field pH	BP	N	Field Sampling	06/26/2013 09:37	7.64	SU	-
000094	Field Conductivity	BP	N	Field Sampling	06/26/2013 09:37	203	umhos/cm	-
000299	Field Dissolved Oxygen	BP	N	Field Sampling	06/26/2013 09:37	3.1	mg/L	-
00080	Color	BP	N	SM 2120B	06/27/2013 14:14	<5.0 U	PCU	5.0 PCU
70300	Total Dissolved Solids	BP	N	SM 2540C	07/02/2013 08:49	92	mg/L	10 mg/L

* Attach Laboratory Reports

PART III ANALYTICAL RESULTS

Facility GMS#:

Test Site ID #: 19343

Sample Date/Time: 06/26/2013 03:33PM

Report Period: 2013 / 2
Year / Qtr

Well Name: MW-5A

Classification of Groundwater: G-II

Groundwater Elevation (NGVD):

or (MSL): 54.26

Well Purged (Y/N): Y

Well Type:
( ) Background
( ) Detection
(X) Compliance
( ) Other

Storet Code	Parameter Monitored	Sampling Method	Field Filtered (Y/N)	Analysis Method	Analysis Date/Time	* Analysis Result/Units		Detection Limit/Units	
00620	Nitrate as N	BP	N	300.0	06/27/2013 17:53	2.7	mg/L	0.50	mg/L
00940	Chloride	BP	N	300.0	06/27/2013 17:53	2.7 I	mg/L	3.0	mg/L
000610	Ammonia as N	BP	N	350.1	07/10/2013 11:52	<0.10 U	mg/L	0.10	mg/L
001045	Iron	BP	N	6010B	07/03/2013 17:51	80 I	ug/L	100	ug/L
001042	Copper	BP	N	6010B	07/03/2013 17:51	1.4 I	ug/L	15	ug/L
001055	Manganese	BP	N	6010B	07/03/2013 17:51	20	ug/L	10	ug/L
001051	Lead	BP	N	6010B	07/03/2013 17:51	<9.0 U	ug/L	9.0	ug/L
001037	Cobalt	BP	N	6010B	07/03/2013 17:51	<10 U	ug/L	10	ug/L
001007	Barium	BP	N	6010B	07/03/2013 17:51	24	ug/L	10	ug/L
001105	Aluminum	BP	N	6010B	07/03/2013 17:51	220	ug/L	100	ug/L
001034	Chromium	BP	N	6010B	07/03/2013 17:51	0.80 I	ug/L	10	ug/L
001027	Cadmium	BP	N	6010B	07/03/2013 17:51	<5.0 U	ug/L	5.0	ug/L
001067	Nickel	BP	N	6010B	07/03/2013 17:51	<40 U	ug/L	40	ug/L
001087	Vanadium	BP	N	6010B	07/03/2013 17:51	<10 U	ug/L	10	ug/L
001092	Zinc	BP	N	6010B	07/03/2013 17:51	70	ug/L	20	ug/L
000929	Sodium	BP	N	6010B	07/03/2013 17:51	1.5	mg/L	1.0	mg/L
001147	Selenium	BP	N	6010B	07/03/2013 17:51	<15 U	ug/L	15	ug/L
001077	Silver	BP	N	6010B	07/03/2013 17:51	<10 U	ug/L	10	ug/L
001012	Beryllium	BP	N	6020	07/03/2013 04:38	<1.0 U	ug/L	1.0	ug/L
001059	Thallium	BP	N	6020	07/03/2013 04:38	<1.0 U	ug/L	1.0	ug/L
001097	Antimony	BP	N	6020	07/03/2013 04:38	<2.0 U	ug/L	2.0	ug/L
001002	Arsenic	BP	N	6020	07/03/2013 04:38	<5.0 U	ug/L	5.0	ug/L
71900	Mercury	BP	N	7470A	06/28/2013 17:49	<0.20 U	ug/L	0.20	ug/L
77651	1,2-Dibromoethane	BP	N	8011	06/28/2013 16:34	<0.020 U	ug/L	0.020	ug/L
38437	1,2-Dibromo-3-Chloropropane	BP	N	8011	06/28/2013 16:34	<0.020 U	ug/L	0.020	ug/L
77103	2-Hexanone	BP	N	8260B	07/05/2013 18:30	<5.0 U	ug/L	5.0	ug/L
81595	2-Butanone (MEK)	BP	N	8260B	07/05/2013 18:30	<6.0 U	ug/L	6.0	ug/L
34501	1,1-Dichloroethene	BP	N	8260B	07/05/2013 18:30	<1.0 U	ug/L	1.0	ug/L
34536	1,2-Dichlorobenzene	BP	N	8260B	07/05/2013 18:30	<1.0 U	ug/L	1.0	ug/L
77443	1,2,3-Trichloropropane	BP	N	8260B	07/05/2013 18:30	<2.5 U	ug/L	2.5	ug/L
34571	1,4-Dichlorobenzene	BP	N	8260B	07/05/2013 18:30	<1.0 U	ug/L	1.0	ug/L
34541	1,2-Dichloropropane	BP	N	8260B	07/05/2013 18:30	<1.0 U	ug/L	1.0	ug/L

* Attach Laboratory Reports

PART III ANALYTICAL RESULTS

Facility GMS#:

Test Site ID #: 19343

Sample Date/Time: 06/26/2013 03:33PM

Report Period: 2013 / 2
Year / Qtr

Well Name: MW-5A

Classification of Groundwater: G-II

Groundwater Elevation (NGVD):

or (MSL): 54.26

Well Purged (Y/N): Y

Well Type:
( ) Background
( ) Detection
(X) Compliance
( ) Other

Storet Code	Parameter Monitored	Sampling Method	Field Filtered (Y/N)	Analysis Method	Analysis Date/Time	* Analysis Result/Units	Detection Limit/Units
34531	1,2-Dichloroethane	BP	N	8260B	07/05/2013 18:30	<1.0 U ug/L	1.0 ug/L
34475	Tetrachloroethene	BP	N	8260B	07/05/2013 18:30	<1.0 U ug/L	1.0 ug/L
77128	Styrene	BP	N	8260B	07/05/2013 18:30	<1.0 U ug/L	1.0 ug/L
34010	Toluene	BP	N	8260B	07/05/2013 18:30	<1.0 U ug/L	1.0 ug/L
34371	Ethylbenzene	BP	N	8260B	07/05/2013 18:30	<1.0 U ug/L	1.0 ug/L
34423	Methylene Chloride	BP	N	8260B	07/05/2013 18:30	<2.0 U ug/L	2.0 ug/L
77424	Iodomethane	BP	N	8260B	07/05/2013 18:30	<1.0 U ug/L	1.0 ug/L
77057	Vinyl acetate	BP	N	8260B	07/05/2013 18:30	<3.0 U ug/L	3.0 ug/L
34488	Trichlorofluoromethane	BP	N	8260B	07/05/2013 18:30	<2.0 U ug/L	2.0 ug/L
81551	Xylenes (total)	BP	N	8260B	07/05/2013 18:30	<2.0 U ug/L	2.0 ug/L
39175	Vinyl chloride	BP	N	8260B	07/05/2013 18:30	<1.0 U ug/L	1.0 ug/L
34699	trans-1,3-Dichloropropene	BP	N	8260B	07/05/2013 18:30	<3.0 U ug/L	3.0 ug/L
34546	trans-1,2-Dichloroethene	BP	N	8260B	07/05/2013 18:30	<1.0 U ug/L	1.0 ug/L
39180	Trichloroethene	BP	N	8260B	07/05/2013 18:30	<1.0 U ug/L	1.0 ug/L
49263	trans-1,4-Dichloro-2-butene	BP	N	8260B	07/05/2013 18:30	<3.0 U ug/L	3.0 ug/L
32105	Dibromochloromethane	BP	N	8260B	07/05/2013 18:30	<1.0 U ug/L	1.0 ug/L
32101	Bromodichloromethane	BP	N	8260B	07/05/2013 18:30	<1.0 U ug/L	1.0 ug/L
73085	Bromochloromethane	BP	N	8260B	07/05/2013 18:30	<1.0 U ug/L	1.0 ug/L
34413	Bromomethane	BP	N	8260B	07/05/2013 18:30	<2.0 U ug/L	2.0 ug/L
32104	Bromoform	BP	N	8260B	07/05/2013 18:30	<1.0 U ug/L	1.0 ug/L
77596	Dibromomethane	BP	N	8260B	07/05/2013 18:30	<1.0 U ug/L	1.0 ug/L
81596	4-Methyl-2-pentanone (MIBK)	BP	N	8260B	07/05/2013 18:30	<5.0 U ug/L	5.0 ug/L
78124	Benzene	BP	N	8260B	07/05/2013 18:30	<1.0 U ug/L	1.0 ug/L
34215	Acrylonitrile	BP	N	8260B	07/05/2013 18:30	<20 U ug/L	20 ug/L
34418	Chloromethane	BP	N	8260B	07/05/2013 18:30	<2.0 U ug/L	2.0 ug/L
32106	Chloroform	BP	N	8260B	07/05/2013 18:30	<1.0 U ug/L	1.0 ug/L
34704	cis-1,3-Dichloropropene	BP	N	8260B	07/05/2013 18:30	<1.0 U ug/L	1.0 ug/L
77093	cis-1,2-Dichloroethene	BP	N	8260B	07/05/2013 18:30	<1.0 U ug/L	1.0 ug/L
32102	Carbon tetrachloride	BP	N	8260B	07/05/2013 18:30	<1.0 U ug/L	1.0 ug/L
77041	Carbon disulfide	BP	N	8260B	07/05/2013 18:30	<2.0 U ug/L	2.0 ug/L
34311	Chloroethane	BP	N	8260B	07/05/2013 18:30	<2.0 U ug/L	2.0 ug/L
34301	Chlorobenzene	BP	N	8260B	07/05/2013 18:30	<1.0 U ug/L	1.0 ug/L

* Attach Laboratory Reports

PART III ANALYTICAL RESULTS

Facility GMS#:

Test Site ID #: 19343

Sample Date/Time: 06/26/2013 03:33PM

Report Period: 2013 / 2
Year / Qtr

Well Name: MW-5A

Classification of Groundwater: G-II

Groundwater Elevation (NGVD):

or (MSL): 54.26

Well Purged (Y/N): Y

Well Type:
( ) Background
( ) Detection
(X) Compliance
( ) Other

Storet Code	Parameter Monitored	Sampling Method	Field Filtered (Y/N)	Analysis Method	Analysis Date/Time	* Analysis Result/Units		Detection Limit/Units
34506	1,1,1-Trichloroethane	BP	N	8260B	07/05/2013 18:30	<1.0 U	ug/L	1.0 ug/L
77562	1,1,1,2-Tetrachloroethane	BP	N	8260B	07/05/2013 18:30	<1.0 U	ug/L	1.0 ug/L
81552	Acetone	BP	N	8260B	07/05/2013 18:30	<20 U	ug/L	20 ug/L
34496	1,1-Dichloroethane	BP	N	8260B	07/05/2013 18:30	<1.0 U	ug/L	1.0 ug/L
34511	1,1,2-Trichloroethane	BP	N	8260B	07/05/2013 18:30	<1.0 U	ug/L	1.0 ug/L
34516	1,1,2,2-Tetrachloroethane	BP	N	8260B	07/05/2013 18:30	<1.0 U	ug/L	1.0 ug/L
1519	Gross Alpha	BP	N	9310	07/15/2013 17:42	1.75	pCi/L	3.00 pCi/L
000406	Field pH	BP	N	Field Sampling	06/26/2013 13:33	4.37	SU	-
000299	Field Dissolved Oxygen	BP	N	Field Sampling	06/26/2013 13:33	2.5	mg/L	-
000094	Field Conductivity	BP	N	Field Sampling	06/26/2013 13:33	65	umhos/cm	-
082545	Groundwater Elevation	BP	N	Field Sampling	06/26/2013 13:33	54.26	ft/msl	-
82078	Field Turbidity	BP	N	Field Sampling	06/26/2013 13:33	5.89	NTU	-
00010	Field Temperature	BP	N	Field Sampling	06/26/2013 13:33	27.3	Degrees C	-
00080	Color	BP	N	SM 2120B	06/27/2013 14:14	<5.0 U	PCU	5.0 PCU
70300	Total Dissolved Solids	BP	N	SM 2540C	07/02/2013 08:49	15	mg/L	10 mg/L
70300	Total Dissolved Solids	BP	N	SM 2540C	07/12/2013 14:16	37 Q	mg/L	10 mg/L

* Attach Laboratory Reports

PART III ANALYTICAL RESULTS

Facility GMS#: _____

Test Site ID #: _____

Sample Date/Time: 06/26/2013 12:00AM

Report Period: 2013 / 2
Year / Qtr

Well Name: TRIP BLANK

Classification of Groundwater: G-II

Groundwater Elevation (NGVD): _____

or (MSL): _____

Well Purged (Y/N): N

Well Type:
( ) Background
( ) Detection
( ) Compliance
(X) Other

Storet Code	Parameter Monitored	Sampling Method	Field Filtered (Y/N)	Analysis Method	Analysis Date/Time	* Analysis Result/Units	Detection Limit/Units
32105	Dibromochloromethane	Z	N	8260B	07/05/2013 18:50	<1.0 U ug/L	1.0 ug/L
34704	cis-1,3-Dichloropropene	Z	N	8260B	07/05/2013 18:50	<1.0 U ug/L	1.0 ug/L
77424	Iodomethane	Z	N	8260B	07/05/2013 18:50	<1.0 U ug/L	1.0 ug/L
34371	Ethylbenzene	Z	N	8260B	07/05/2013 18:50	<1.0 U ug/L	1.0 ug/L
77596	Dibromomethane	Z	N	8260B	07/05/2013 18:50	<1.0 U ug/L	1.0 ug/L
34311	Chloroethane	Z	N	8260B	07/05/2013 18:50	<2.0 U ug/L	2.0 ug/L
34301	Chlorobenzene	Z	N	8260B	07/05/2013 18:50	<1.0 U ug/L	1.0 ug/L
32102	Carbon tetrachloride	Z	N	8260B	07/05/2013 18:50	<1.0 U ug/L	1.0 ug/L
77093	cis-1,2-Dichloroethene	Z	N	8260B	07/05/2013 18:50	<1.0 U ug/L	1.0 ug/L
34418	Chloromethane	Z	N	8260B	07/05/2013 18:50	<2.0 U ug/L	2.0 ug/L
32106	Chloroform	Z	N	8260B	07/05/2013 18:50	<1.0 U ug/L	1.0 ug/L
34423	Methylene Chloride	Z	N	8260B	07/05/2013 18:50	<2.0 U ug/L	2.0 ug/L
34488	Trichlorofluoromethane	Z	N	8260B	07/05/2013 18:50	<2.0 U ug/L	2.0 ug/L
39180	Trichloroethene	Z	N	8260B	07/05/2013 18:50	<1.0 U ug/L	1.0 ug/L
49263	trans-1,4-Dichloro-2-butene	Z	N	8260B	07/05/2013 18:50	<3.0 U ug/L	3.0 ug/L
81551	Xylenes (total)	Z	N	8260B	07/05/2013 18:50	<2.0 U ug/L	2.0 ug/L
39175	Vinyl chloride	Z	N	8260B	07/05/2013 18:50	<1.0 U ug/L	1.0 ug/L
77057	Vinyl acetate	Z	N	8260B	07/05/2013 18:50	<3.0 U ug/L	3.0 ug/L
34475	Tetrachloroethene	Z	N	8260B	07/05/2013 18:50	<1.0 U ug/L	1.0 ug/L
77128	Styrene	Z	N	8260B	07/05/2013 18:50	<1.0 U ug/L	1.0 ug/L
34699	trans-1,3-Dichloropropene	Z	N	8260B	07/05/2013 18:50	<3.0 U ug/L	3.0 ug/L
34546	trans-1,2-Dichloroethene	Z	N	8260B	07/05/2013 18:50	<1.0 U ug/L	1.0 ug/L
34010	Toluene	Z	N	8260B	07/05/2013 18:50	<1.0 U ug/L	1.0 ug/L
77041	Carbon disulfide	Z	N	8260B	07/05/2013 18:50	<2.0 U ug/L	2.0 ug/L
34536	1,2-Dichlorobenzene	Z	N	8260B	07/05/2013 18:50	<1.0 U ug/L	1.0 ug/L
77443	1,2,3-Trichloropropane	Z	N	8260B	07/05/2013 18:50	<2.5 U ug/L	2.5 ug/L
34541	1,2-Dichloropropane	Z	N	8260B	07/05/2013 18:50	<1.0 U ug/L	1.0 ug/L
34531	1,2-Dichloroethane	Z	N	8260B	07/05/2013 18:50	<1.0 U ug/L	1.0 ug/L
34501	1,1-Dichloroethene	Z	N	8260B	07/05/2013 18:50	<1.0 U ug/L	1.0 ug/L
34506	1,1,1-Trichloroethane	Z	N	8260B	07/05/2013 18:50	<1.0 U ug/L	1.0 ug/L
77562	1,1,1,2-Tetrachloroethane	Z	N	8260B	07/05/2013 18:50	<1.0 U ug/L	1.0 ug/L
34516	1,1,2,2-Tetrachloroethane	Z	N	8260B	07/05/2013 18:50	<1.0 U ug/L	1.0 ug/L

* Attach Laboratory Reports

PART III ANALYTICAL RESULTS

Facility GMS#: _____

Test Site ID #: _____

Sample Date/Time: 06/26/2013 12:00AM

Report Period: 2013 / 2
Year / Qtr

Well Name: TRIP BLANK

Classification of Groundwater: G-II

Groundwater Elevation (NGVD): _____

or (MSL): _____

Well Purged (Y/N): N

Well Type:
( ) Background
( ) Detection
( ) Compliance
(X) Other

Storet Code	Parameter Monitored	Sampling Method	Field Filtered (Y/N)	Analysis Method	Analysis Date/Time	* Analysis Result/Units	Detection Limit/Units
34496	1,1-Dichloroethane	Z	N	8260B	07/05/2013 18:50	<1.0 U ug/L	1.0 ug/L
34511	1,1,2-Trichloroethane	Z	N	8260B	07/05/2013 18:50	<1.0 U ug/L	1.0 ug/L
34571	1,4-Dichlorobenzene	Z	N	8260B	07/05/2013 18:50	<1.0 U ug/L	1.0 ug/L
73085	Bromochloromethane	Z	N	8260B	07/05/2013 18:50	<1.0 U ug/L	1.0 ug/L
78124	Benzene	Z	N	8260B	07/05/2013 18:50	<1.0 U ug/L	1.0 ug/L
32101	Bromodichloromethane	Z	N	8260B	07/05/2013 18:50	<1.0 U ug/L	1.0 ug/L
34413	Bromomethane	Z	N	8260B	07/05/2013 18:50	<2.0 U ug/L	2.0 ug/L
32104	Bromoform	Z	N	8260B	07/05/2013 18:50	<1.0 U ug/L	1.0 ug/L
34215	Acrylonitrile	Z	N	8260B	07/05/2013 18:50	<20 U ug/L	20 ug/L
77103	2-Hexanone	Z	N	8260B	07/05/2013 18:50	<5.0 U ug/L	5.0 ug/L
81595	2-Butanone (MEK)	Z	N	8260B	07/05/2013 18:50	<6.0 U ug/L	6.0 ug/L
81552	Acetone	Z	N	8260B	07/05/2013 18:50	<20 U ug/L	20 ug/L
81596	4-Methyl-2-pentanone (MIBK)	Z	N	8260B	07/05/2013 18:50	<5.0 U ug/L	5.0 ug/L

* Attach Laboratory Reports

PART III ANALYTICAL RESULTS

Facility GMS#:

Test Site ID #: 19341

Sample Date/Time: 06/26/2013 02:08PM

Report Period: 2013 / 2
Year / Qtr

Well Name: MW-4A

Classification of Groundwater: G-II

Groundwater Elevation (NGVD):

or (MSL): 49.84

Well Purged (Y/N): Y

Well Type:
( ) Background
( ) Detection
(X) Compliance
( ) Other

Storet Code	Parameter Monitored	Sampling Method	Field Filtered (Y/N)	Analysis Method	Analysis Date/Time	* Analysis Result/Units		Detection Limit/Units
00940	Chloride	BP	N	300.0	06/27/2013 18:57	1.8 I	mg/L	3.0 mg/L
00620	Nitrate as N	BP	N	300.0	06/27/2013 18:57	1.2	mg/L	0.50 mg/L
000610	Ammonia as N	BP	N	350.1	07/10/2013 11:54	<0.10 U	mg/L	0.10 mg/L
001051	Lead	BP	N	6010B	07/03/2013 17:53	<9.0 U	ug/L	9.0 ug/L
001055	Manganese	BP	N	6010B	07/03/2013 17:53	32	ug/L	10 ug/L
001045	Iron	BP	N	6010B	07/03/2013 17:53	160	ug/L	100 ug/L
001037	Cobalt	BP	N	6010B	07/03/2013 17:53	<10 U	ug/L	10 ug/L
001042	Copper	BP	N	6010B	07/03/2013 17:53	1.9 I	ug/L	15 ug/L
001067	Nickel	BP	N	6010B	07/03/2013 17:53	3.1 I	ug/L	40 ug/L
001087	Vanadium	BP	N	6010B	07/03/2013 17:53	<10 U	ug/L	10 ug/L
001092	Zinc	BP	N	6010B	07/03/2013 17:53	230	ug/L	20 ug/L
000929	Sodium	BP	N	6010B	07/03/2013 17:53	1.4	mg/L	1.0 mg/L
001147	Selenium	BP	N	6010B	07/03/2013 17:53	<15 U	ug/L	15 ug/L
001077	Silver	BP	N	6010B	07/03/2013 17:53	0.93 I V	ug/L	10 ug/L
001034	Chromium	BP	N	6010B	07/03/2013 17:53	0.96 I	ug/L	10 ug/L
001105	Aluminum	BP	N	6010B	07/03/2013 17:53	150	ug/L	100 ug/L
001007	Barium	BP	N	6010B	07/03/2013 17:53	19	ug/L	10 ug/L
001027	Cadmium	BP	N	6010B	07/03/2013 17:53	<5.0 U	ug/L	5.0 ug/L
001002	Arsenic	BP	N	6020	07/03/2013 04:42	<5.0 U	ug/L	5.0 ug/L
001097	Antimony	BP	N	6020	07/03/2013 04:42	<2.0 U	ug/L	2.0 ug/L
001059	Thallium	BP	N	6020	07/03/2013 04:42	<1.0 U	ug/L	1.0 ug/L
001012	Beryllium	BP	N	6020	07/03/2013 04:42	0.11 I	ug/L	1.0 ug/L
71900	Mercury	BP	N	7470A	06/28/2013 17:51	<0.20 U	ug/L	0.20 ug/L
77651	1,2-Dibromoethane	BP	N	8011	06/28/2013 16:54	<0.020 U	ug/L	0.020 ug/L
38437	1,2-Dibromo-3-Chloropropane	BP	N	8011	06/28/2013 16:54	<0.020 U	ug/L	0.020 ug/L
32105	Dibromochloromethane	BP	N	8260B	07/09/2013 15:06	<1.0 U	ug/L	1.0 ug/L
77596	Dibromomethane	BP	N	8260B	07/09/2013 15:06	<1.0 U	ug/L	1.0 ug/L
77424	Iodomethane	BP	N	8260B	07/09/2013 15:06	<1.0 U	ug/L	1.0 ug/L
34371	Ethylbenzene	BP	N	8260B	07/09/2013 15:06	<1.0 U	ug/L	1.0 ug/L
34704	cis-1,3-Dichloropropene	BP	N	8260B	07/09/2013 15:06	<1.0 U	ug/L	1.0 ug/L
34311	Chloroethane	BP	N	8260B	07/09/2013 15:06	<2.0 U	ug/L	2.0 ug/L
34301	Chlorobenzene	BP	N	8260B	07/09/2013 15:06	<1.0 U	ug/L	1.0 ug/L

* Attach Laboratory Reports

PART III ANALYTICAL RESULTS

Facility GMS#:

Test Site ID #: 19341

Sample Date/Time: 06/26/2013 02:08PM

Report Period: 2013 / 2
Year / Qtr

Well Name: MW-4A

Classification of Groundwater: G-II

Groundwater Elevation (NGVD):

or (MSL): 49.84

Well Purged (Y/N): Y

Well Type:
( ) Background
( ) Detection
(X) Compliance
( ) Other

Storet Code	Parameter Monitored	Sampling Method	Field Filtered (Y/N)	Analysis Method	Analysis Date/Time	* Analysis Result/Units	Detection Limit/Units
32102	Carbon tetrachloride	BP	N	8260B	07/09/2013 15:06	<1.0 U ug/L	1.0 ug/L
77093	cis-1,2-Dichloroethene	BP	N	8260B	07/09/2013 15:06	<1.0 U ug/L	1.0 ug/L
34418	Chloromethane	BP	N	8260B	07/09/2013 15:06	<2.0 U ug/L	2.0 ug/L
32106	Chloroform	BP	N	8260B	07/09/2013 15:06	<1.0 U ug/L	1.0 ug/L
34423	Methylene Chloride	BP	N	8260B	07/09/2013 15:06	<2.0 U ug/L	2.0 ug/L
34488	Trichlorofluoromethane	BP	N	8260B	07/09/2013 15:06	<2.0 U ug/L	2.0 ug/L
39180	Trichloroethene	BP	N	8260B	07/09/2013 15:06	<1.0 U ug/L	1.0 ug/L
49263	trans-1,4-Dichloro-2-butene	BP	N	8260B	07/09/2013 15:06	<3.0 U ug/L	3.0 ug/L
81551	Xylenes (total)	BP	N	8260B	07/09/2013 15:06	<2.0 U ug/L	2.0 ug/L
39175	Vinyl chloride	BP	N	8260B	07/09/2013 15:06	<1.0 U ug/L	1.0 ug/L
77057	Vinyl acetate	BP	N	8260B	07/09/2013 15:06	<3.0 U ug/L	3.0 ug/L
34475	Tetrachloroethene	BP	N	8260B	07/09/2013 15:06	<1.0 U ug/L	1.0 ug/L
77128	Styrene	BP	N	8260B	07/09/2013 15:06	<1.0 U ug/L	1.0 ug/L
34699	trans-1,3-Dichloropropene	BP	N	8260B	07/09/2013 15:06	<3.0 U ug/L	3.0 ug/L
34546	trans-1,2-Dichloroethene	BP	N	8260B	07/09/2013 15:06	<1.0 U ug/L	1.0 ug/L
34010	Toluene	BP	N	8260B	07/09/2013 15:06	<1.0 U ug/L	1.0 ug/L
34536	1,2-Dichlorobenzene	BP	N	8260B	07/09/2013 15:06	<1.0 U ug/L	1.0 ug/L
77443	1,2,3-Trichloropropane	BP	N	8260B	07/09/2013 15:06	<2.5 U ug/L	2.5 ug/L
34571	1,4-Dichlorobenzene	BP	N	8260B	07/09/2013 15:06	<1.0 U ug/L	1.0 ug/L
34541	1,2-Dichloropropane	BP	N	8260B	07/09/2013 15:06	<1.0 U ug/L	1.0 ug/L
34531	1,2-Dichloroethane	BP	N	8260B	07/09/2013 15:06	<1.0 U ug/L	1.0 ug/L
34516	1,1,2,2-Tetrachloroethane	BP	N	8260B	07/09/2013 15:06	<1.0 U ug/L	1.0 ug/L
34506	1,1,1-Trichloroethane	BP	N	8260B	07/09/2013 15:06	<1.0 U ug/L	1.0 ug/L
77562	1,1,1,2-Tetrachloroethane	BP	N	8260B	07/09/2013 15:06	<1.0 U ug/L	1.0 ug/L
34501	1,1-Dichloroethene	BP	N	8260B	07/09/2013 15:06	<1.0 U ug/L	1.0 ug/L
34496	1,1-Dichloroethane	BP	N	8260B	07/09/2013 15:06	<1.0 U ug/L	1.0 ug/L
34511	1,1,2-Trichloroethane	BP	N	8260B	07/09/2013 15:06	<1.0 U ug/L	1.0 ug/L
32101	Bromodichloromethane	BP	N	8260B	07/09/2013 15:06	<1.0 U ug/L	1.0 ug/L
73085	Bromochloromethane	BP	N	8260B	07/09/2013 15:06	<1.0 U ug/L	1.0 ug/L
78124	Benzene	BP	N	8260B	07/09/2013 15:06	<1.0 U ug/L	1.0 ug/L
77041	Carbon disulfide	BP	N	8260B	07/09/2013 15:06	<2.0 U ug/L	2.0 ug/L
34413	Bromomethane	BP	N	8260B	07/09/2013 15:06	<2.0 U ug/L	2.0 ug/L

* Attach Laboratory Reports

PART III ANALYTICAL RESULTS

Facility GMS#:

Test Site ID #: 19341

Sample Date/Time: 06/26/2013 02:08PM

Report Period: 2013 / 2
Year / Qtr

Well Name: MW-4A

Classification of Groundwater: G-II

Groundwater Elevation (NGVD):

or (MSL): 49.84

Well Purged (Y/N): Y

Well Type:
( ) Background
( ) Detection
(X) Compliance
( ) Other

Storet Code	Parameter Monitored	Sampling Method	Field Filtered (Y/N)	Analysis Method	Analysis Date/Time	* Analysis Result/Units		Detection Limit/Units
32104	Bromoform	BP	N	8260B	07/09/2013 15:06	<1.0 U	ug/L	1.0 ug/L
77103	2-Hexanone	BP	N	8260B	07/09/2013 15:06	<5.0 U	ug/L	5.0 ug/L
81595	2-Butanone (MEK)	BP	N	8260B	07/09/2013 15:06	<6.0 U	ug/L	6.0 ug/L
34215	Acrylonitrile	BP	N	8260B	07/09/2013 15:06	<20 U	ug/L	20 ug/L
81552	Acetone	BP	N	8260B	07/09/2013 15:06	4.0 I	ug/L	20 ug/L
81596	4-Methyl-2-pentanone (MIBK)	BP	N	8260B	07/09/2013 15:06	<5.0 U	ug/L	5.0 ug/L
1519	Gross Alpha	BP	N	9310	07/15/2013 17:42	<3.00 U	pCi/L	3.00 pCi/L
000406	Field pH	BP	N	Field Sampling	06/26/2013 12:08	4.78	SU	-
82078	Field Turbidity	BP	N	Field Sampling	06/26/2013 12:08	2.18	NTU	-
082545	Groundwater Elevation	BP	N	Field Sampling	06/26/2013 12:08	49.84	ft/msl	-
00010	Field Temperature	BP	N	Field Sampling	06/26/2013 12:08	27.3	Degrees C	-
000299	Field Dissolved Oxygen	BP	N	Field Sampling	06/26/2013 12:08	0.6	mg/L	-
000094	Field Conductivity	BP	N	Field Sampling	06/26/2013 12:08	57	umhos/cm	-
00080	Color	BP	N	SM 2120B	06/27/2013 14:14	<5.0 U	PCU	5.0 PCU
70300	Total Dissolved Solids	BP	N	SM 2540C	07/02/2013 08:49	19	mg/L	10 mg/L

* Attach Laboratory Reports

PART III ANALYTICAL RESULTS

Facility GMS#:

Test Site ID #: 19879

Sample Date/Time: 06/26/2013 02:01PM

Report Period: 2013 / 2
Year / Qtr

Well Name: MW-FL1

Classification of Groundwater: G-II

Groundwater Elevation (NGVD):

or (MSL): 50.32

Well Purged (Y/N): Y

Well Type:
( ) Background
( ) Detection
(X) Compliance
( ) Other

Storet Code	Parameter Monitored	Sampling Method	Field Filtered (Y/N)	Analysis Method	Analysis Date/Time	* Analysis Result/Units		Detection Limit/Units
00620	Nitrate as N	BP	N	300.0	06/27/2013 19:13	1.1	mg/L	0.50 mg/L
00940	Chloride	BP	N	300.0	06/27/2013 19:13	19	mg/L	3.0 mg/L
000610	Ammonia as N	BP	N	350.1	07/10/2013 12:04	<0.10 U	mg/L	0.10 mg/L
001037	Cobalt	BP	N	6010B	07/03/2013 17:55	<10 U	ug/L	10 ug/L
001042	Copper	BP	N	6010B	07/03/2013 17:55	2.2 I	ug/L	15 ug/L
001045	Iron	BP	N	6010B	07/03/2013 17:55	75 I	ug/L	100 ug/L
001007	Barium	BP	N	6010B	07/03/2013 17:55	29	ug/L	10 ug/L
001105	Aluminum	BP	N	6010B	07/03/2013 17:55	49 I	ug/L	100 ug/L
001034	Chromium	BP	N	6010B	07/03/2013 17:55	<10 U	ug/L	10 ug/L
001027	Cadmium	BP	N	6010B	07/03/2013 17:55	<5.0 U	ug/L	5.0 ug/L
001051	Lead	BP	N	6010B	07/03/2013 17:55	<9.0 U	ug/L	9.0 ug/L
000929	Sodium	BP	N	6010B	07/03/2013 17:55	6.2	mg/L	1.0 mg/L
001087	Vanadium	BP	N	6010B	07/03/2013 17:55	<10 U	ug/L	10 ug/L
001092	Zinc	BP	N	6010B	07/03/2013 17:55	7.0 I	ug/L	20 ug/L
001077	Silver	BP	N	6010B	07/03/2013 17:55	1.2 I V	ug/L	10 ug/L
001055	Manganese	BP	N	6010B	07/03/2013 17:55	15	ug/L	10 ug/L
001067	Nickel	BP	N	6010B	07/03/2013 17:55	1.8 I	ug/L	40 ug/L
001147	Selenium	BP	N	6010B	07/03/2013 17:55	<15 U	ug/L	15 ug/L
001002	Arsenic	BP	N	6020	07/03/2013 04:45	0.44 I	ug/L	5.0 ug/L
001097	Antimony	BP	N	6020	07/03/2013 04:45	<2.0 U	ug/L	2.0 ug/L
001012	Beryllium	BP	N	6020	07/03/2013 04:45	<1.0 U	ug/L	1.0 ug/L
001059	Thallium	BP	N	6020	07/03/2013 04:45	0.15 I	ug/L	1.0 ug/L
71900	Mercury	BP	N	7470A	06/28/2013 17:54	<0.20 U	ug/L	0.20 ug/L
38437	1,2-Dibromo-3-Chloropropane	BP	N	8011	06/28/2013 17:15	<0.020 U	ug/L	0.020 ug/L
77651	1,2-Dibromoethane	BP	N	8011	06/28/2013 17:15	<0.020 U	ug/L	0.020 ug/L
77596	Dibromomethane	BP	N	8260B	07/09/2013 15:27	<1.0 U	ug/L	1.0 ug/L
34371	Ethylbenzene	BP	N	8260B	07/09/2013 15:27	<1.0 U	ug/L	1.0 ug/L
77424	Iodomethane	BP	N	8260B	07/09/2013 15:27	<1.0 U	ug/L	1.0 ug/L
34423	Methylene Chloride	BP	N	8260B	07/09/2013 15:27	<2.0 U	ug/L	2.0 ug/L
77128	Styrene	BP	N	8260B	07/09/2013 15:27	<1.0 U	ug/L	1.0 ug/L
77093	cis-1,2-Dichloroethene	BP	N	8260B	07/09/2013 15:27	<1.0 U	ug/L	1.0 ug/L
34418	Chloromethane	BP	N	8260B	07/09/2013 15:27	<2.0 U	ug/L	2.0 ug/L

* Attach Laboratory Reports

PART III ANALYTICAL RESULTS

Facility GMS#:

Test Site ID #: 19879

Sample Date/Time: 06/26/2013 02:01PM

Report Period: 2013 / 2
Year / Qtr

Well Name: MW-FL1

Classification of Groundwater: G-II

Groundwater Elevation (NGVD):

or (MSL): 50.32

Well Purged (Y/N): Y

Well Type:
( ) Background
( ) Detection
(X) Compliance
( ) Other

Storet Code	Parameter Monitored	Sampling Method	Field Filtered (Y/N)	Analysis Method	Analysis Date/Time	* Analysis Result/Units	Detection Limit/Units
34704	cis-1,3-Dichloropropene	BP	N	8260B	07/09/2013 15:27	<1.0 U ug/L	1.0 ug/L
32105	Dibromochloromethane	BP	N	8260B	07/09/2013 15:27	<1.0 U ug/L	1.0 ug/L
34475	Tetrachloroethene	BP	N	8260B	07/09/2013 15:27	<1.0 U ug/L	1.0 ug/L
34488	Trichlorofluoromethane	BP	N	8260B	07/09/2013 15:27	<2.0 U ug/L	2.0 ug/L
39180	Trichloroethene	BP	N	8260B	07/09/2013 15:27	<1.0 U ug/L	1.0 ug/L
77057	Vinyl acetate	BP	N	8260B	07/09/2013 15:27	<3.0 U ug/L	3.0 ug/L
81551	Xylenes (total)	BP	N	8260B	07/09/2013 15:27	<2.0 U ug/L	2.0 ug/L
39175	Vinyl chloride	BP	N	8260B	07/09/2013 15:27	<1.0 U ug/L	1.0 ug/L
34010	Toluene	BP	N	8260B	07/09/2013 15:27	<1.0 U ug/L	1.0 ug/L
34546	trans-1,2-Dichloroethene	BP	N	8260B	07/09/2013 15:27	<1.0 U ug/L	1.0 ug/L
49263	trans-1,4-Dichloro-2-butene	BP	N	8260B	07/09/2013 15:27	<3.0 U ug/L	3.0 ug/L
34699	trans-1,3-Dichloropropene	BP	N	8260B	07/09/2013 15:27	<3.0 U ug/L	3.0 ug/L
32106	Chloroform	BP	N	8260B	07/09/2013 15:27	<1.0 U ug/L	1.0 ug/L
34531	1,2-Dichloroethane	BP	N	8260B	07/09/2013 15:27	<1.0 U ug/L	1.0 ug/L
34536	1,2-Dichlorobenzene	BP	N	8260B	07/09/2013 15:27	<1.0 U ug/L	1.0 ug/L
81595	2-Butanone (MEK)	BP	N	8260B	07/09/2013 15:27	<6.0 U ug/L	6.0 ug/L
34571	1,4-Dichlorobenzene	BP	N	8260B	07/09/2013 15:27	<1.0 U ug/L	1.0 ug/L
34541	1,2-Dichloropropane	BP	N	8260B	07/09/2013 15:27	<1.0 U ug/L	1.0 ug/L
77443	1,2,3-Trichloropropane	BP	N	8260B	07/09/2013 15:27	<2.5 U ug/L	2.5 ug/L
34516	1,1,2,2-Tetrachloroethane	BP	N	8260B	07/09/2013 15:27	<1.0 U ug/L	1.0 ug/L
34506	1,1,1-Trichloroethane	BP	N	8260B	07/09/2013 15:27	<1.0 U ug/L	1.0 ug/L
77562	1,1,1,2-Tetrachloroethane	BP	N	8260B	07/09/2013 15:27	<1.0 U ug/L	1.0 ug/L
34501	1,1-Dichloroethene	BP	N	8260B	07/09/2013 15:27	<1.0 U ug/L	1.0 ug/L
34496	1,1-Dichloroethane	BP	N	8260B	07/09/2013 15:27	<1.0 U ug/L	1.0 ug/L
34511	1,1,2-Trichloroethane	BP	N	8260B	07/09/2013 15:27	<1.0 U ug/L	1.0 ug/L
77103	2-Hexanone	BP	N	8260B	07/09/2013 15:27	<5.0 U ug/L	5.0 ug/L
34301	Chlorobenzene	BP	N	8260B	07/09/2013 15:27	<1.0 U ug/L	1.0 ug/L
34311	Chloroethane	BP	N	8260B	07/09/2013 15:27	<2.0 U ug/L	2.0 ug/L
32104	Bromoform	BP	N	8260B	07/09/2013 15:27	<1.0 U ug/L	1.0 ug/L
34413	Bromomethane	BP	N	8260B	07/09/2013 15:27	<2.0 U ug/L	2.0 ug/L
77041	Carbon disulfide	BP	N	8260B	07/09/2013 15:27	<2.0 U ug/L	2.0 ug/L
32102	Carbon tetrachloride	BP	N	8260B	07/09/2013 15:27	<1.0 U ug/L	1.0 ug/L

* Attach Laboratory Reports

PART III ANALYTICAL RESULTS

Facility GMS#:

Test Site ID #: 19879

Sample Date/Time: 06/26/2013 02:01PM

Report Period: 2013 / 2
Year / Qtr

Well Name: MW-FL1

Classification of Groundwater: G-II

Groundwater Elevation (NGVD):

or (MSL): 50.32

Well Purged (Y/N): Y

Well Type:
( ) Background
( ) Detection
(X) Compliance
( ) Other

Storet Code	Parameter Monitored	Sampling Method	Field Filtered (Y/N)	Analysis Method	Analysis Date/Time	* Analysis Result/Units		Detection Limit/Units
32101	Bromodichloromethane	BP	N	8260B	07/09/2013 15:27	<1.0 U	ug/L	1.0 ug/L
81552	Acetone	BP	N	8260B	07/09/2013 15:27	<20 U	ug/L	20 ug/L
81596	4-Methyl-2-pentanone (MIBK)	BP	N	8260B	07/09/2013 15:27	<5.0 U	ug/L	5.0 ug/L
73085	Bromochloromethane	BP	N	8260B	07/09/2013 15:27	<1.0 U	ug/L	1.0 ug/L
78124	Benzene	BP	N	8260B	07/09/2013 15:27	<1.0 U	ug/L	1.0 ug/L
34215	Acrylonitrile	BP	N	8260B	07/09/2013 15:27	<20 U	ug/L	20 ug/L
1519	Gross Alpha	BP	N	9310	07/15/2013 17:42	2.52	pCi/L	3.00 pCi/L
000299	Field Dissolved Oxygen	BP	N	Field Sampling	06/26/2013 12:01	0.2	mg/L	-
000094	Field Conductivity	BP	N	Field Sampling	06/26/2013 12:01	322	umhos/cm	-
000406	Field pH	BP	N	Field Sampling	06/26/2013 12:01	7.19	SU	-
082545	Groundwater Elevation	BP	N	Field Sampling	06/26/2013 12:01	50.32	ft/msl	-
82078	Field Turbidity	BP	N	Field Sampling	06/26/2013 12:01	3.18	NTU	-
00010	Field Temperature	BP	N	Field Sampling	06/26/2013 12:01	26.5	Degrees C	-
00080	Color	BP	N	SM 2120B	06/27/2013 14:14	<5.0 U	PCU	5.0 PCU
70300	Total Dissolved Solids	BP	N	SM 2540C	07/02/2013 08:49	180	mg/L	10 mg/L

* Attach Laboratory Reports

PART III ANALYTICAL RESULTS

Facility GMS#:

Test Site ID #: 19868

Sample Date/Time: 06/27/2013 10:01AM

Report Period: 2013 / 2
Year / Qtr

Well Name: MW-8R

Classification of Groundwater: G-II

Groundwater Elevation (NGVD):

or (MSL): 52.72

Well Purged (Y/N): Y

Well Type:
(X) Background
( ) Detection
( ) Compliance
( ) Other

Storet Code	Parameter Monitored	Sampling Method	Field Filtered (Y/N)	Analysis Method	Analysis Date/Time	* Analysis Result/Units		Detection Limit/Units	
00620	Nitrate as N	SP	N	300.0	06/28/2013 13:08	1.3	mg/L	0.50	mg/L
00940	Chloride	SP	N	300.0	06/28/2013 13:08	4.6	mg/L	3.0	mg/L
000610	Ammonia as N	SP	N	350.1	07/10/2013 12:25	<0.10 U	mg/L	0.10	mg/L
001067	Nickel	SP	N	6010B	07/02/2013 21:53	<40 U	ug/L	40	ug/L
001055	Manganese	SP	N	6010B	07/02/2013 21:53	7.0 I	ug/L	10	ug/L
001105	Aluminum	SP	N	6010B	07/03/2013 21:49	1400	ug/L	100	ug/L
001147	Selenium	SP	N	6010B	07/02/2013 21:53	<15 U	ug/L	15	ug/L
001092	Zinc	SP	N	6010B	07/02/2013 21:53	6.9 I	ug/L	20	ug/L
001087	Vanadium	SP	N	6010B	07/02/2013 21:53	4.4 I	ug/L	10	ug/L
001077	Silver	SP	N	6010B	07/02/2013 21:53	<10 U	ug/L	10	ug/L
001051	Lead	SP	N	6010B	07/02/2013 21:53	<9.0 U	ug/L	9.0	ug/L
001007	Barium	SP	N	6010B	07/02/2013 21:53	17 V	ug/L	10	ug/L
000929	Sodium	SP	N	6010B	07/03/2013 21:49	14	mg/L	1.0	mg/L
001042	Copper	SP	N	6010B	07/02/2013 21:53	2.2 I	ug/L	15	ug/L
001027	Cadmium	SP	N	6010B	07/02/2013 21:53	<5.0 U	ug/L	5.0	ug/L
001045	Iron	SP	N	6010B	07/03/2013 21:49	1100	ug/L	100	ug/L
001037	Cobalt	SP	N	6010B	07/02/2013 21:53	<10 U	ug/L	10	ug/L
001034	Chromium	SP	N	6010B	07/02/2013 21:53	3.6 I	ug/L	10	ug/L
001012	Beryllium	SP	N	6020	07/03/2013 05:13	<1.0 U	ug/L	1.0	ug/L
001002	Arsenic	SP	N	6020	07/03/2013 05:13	1.1 I	ug/L	5.0	ug/L
001059	Thallium	SP	N	6020	07/03/2013 05:13	0.093 I	ug/L	1.0	ug/L
001097	Antimony	SP	N	6020	07/03/2013 05:13	0.79 I	ug/L	2.0	ug/L
71900	Mercury	SP	N	7470A	07/01/2013 18:43	<0.20 U	ug/L	0.20	ug/L
77651	1,2-Dibromoethane	SP	N	8011	07/02/2013 13:16	<0.020 U	ug/L	0.020	ug/L
38437	1,2-Dibromo-3-Chloropropane	SP	N	8011	07/02/2013 13:16	<0.020 U	ug/L	0.020	ug/L
77041	Carbon disulfide	SP	N	8260B	07/10/2013 11:54	<2.0 U	ug/L	2.0	ug/L
34413	Bromomethane	SP	N	8260B	07/10/2013 11:54	<2.0 U	ug/L	2.0	ug/L
34301	Chlorobenzene	SP	N	8260B	07/10/2013 11:54	<1.0 U	ug/L	1.0	ug/L
32102	Carbon tetrachloride	SP	N	8260B	07/10/2013 11:54	<1.0 U	ug/L	1.0	ug/L
32101	Bromodichloromethane	SP	N	8260B	07/10/2013 11:54	<1.0 U	ug/L	1.0	ug/L
73085	Bromochloromethane	SP	N	8260B	07/10/2013 11:54	<1.0 U	ug/L	1.0	ug/L
32104	Bromoform	SP	N	8260B	07/10/2013 11:54	<1.0 U	ug/L	1.0	ug/L

* Attach Laboratory Reports

PART III ANALYTICAL RESULTS

Facility GMS#:

Test Site ID #: 19868

Sample Date/Time: 06/27/2013 10:01AM

Report Period: 2013 / 2
Year / Qtr

Well Name: MW-8R

Classification of Groundwater: G-II

Groundwater Elevation (NGVD):

or (MSL): 52.72

Well Purged (Y/N): Y

Well Type:
(X) Background
( ) Detection
( ) Compliance
( ) Other

Storet Code	Parameter Monitored	Sampling Method	Field Filtered (Y/N)	Analysis Method	Analysis Date/Time	* Analysis Result/Units	Detection Limit/Units
81595	2-Butanone (MEK)	SP	N	8260B	07/10/2013 11:54	<6.0 U ug/L	6.0 ug/L
34311	Chloroethane	SP	N	8260B	07/10/2013 11:54	<2.0 U ug/L	2.0 ug/L
32105	Dibromochloromethane	SP	N	8260B	07/10/2013 11:54	<1.0 U ug/L	1.0 ug/L
34371	Ethylbenzene	SP	N	8260B	07/10/2013 11:54	<1.0 U ug/L	1.0 ug/L
77596	Dibromomethane	SP	N	8260B	07/10/2013 11:54	<1.0 U ug/L	1.0 ug/L
34418	Chloromethane	SP	N	8260B	07/10/2013 11:54	<2.0 U ug/L	2.0 ug/L
32106	Chloroform	SP	N	8260B	07/10/2013 11:54	<1.0 U ug/L	1.0 ug/L
34704	cis-1,3-Dichloropropene	SP	N	8260B	07/10/2013 11:54	<1.0 U ug/L	1.0 ug/L
77093	cis-1,2-Dichloroethene	SP	N	8260B	07/10/2013 11:54	<1.0 U ug/L	1.0 ug/L
78124	Benzene	SP	N	8260B	07/10/2013 11:54	<1.0 U ug/L	1.0 ug/L
77562	1,1,1,2-Tetrachloroethane	SP	N	8260B	07/10/2013 11:54	<1.0 U ug/L	1.0 ug/L
34506	1,1,1-Trichloroethane	SP	N	8260B	07/10/2013 11:54	<1.0 U ug/L	1.0 ug/L
77443	1,2,3-Trichloropropane	SP	N	8260B	07/10/2013 11:54	<2.5 U ug/L	2.5 ug/L
34501	1,1-Dichloroethene	SP	N	8260B	07/10/2013 11:54	<1.0 U ug/L	1.0 ug/L
34496	1,1-Dichloroethane	SP	N	8260B	07/10/2013 11:54	<1.0 U ug/L	1.0 ug/L
34511	1,1,2-Trichloroethane	SP	N	8260B	07/10/2013 11:54	<1.0 U ug/L	1.0 ug/L
34516	1,1,2,2-Tetrachloroethane	SP	N	8260B	07/10/2013 11:54	<1.0 U ug/L	1.0 ug/L
77103	2-Hexanone	SP	N	8260B	07/10/2013 11:54	<5.0 U ug/L	5.0 ug/L
34536	1,2-Dichlorobenzene	SP	N	8260B	07/10/2013 11:54	<1.0 U ug/L	1.0 ug/L
81596	4-Methyl-2-pentanone (MIBK)	SP	N	8260B	07/10/2013 11:54	<5.0 U ug/L	5.0 ug/L
34215	Acrylonitrile	SP	N	8260B	07/10/2013 11:54	<20 U ug/L	20 ug/L
81552	Acetone	SP	N	8260B	07/10/2013 11:54	<20 U ug/L	20 ug/L
34531	1,2-Dichloroethane	SP	N	8260B	07/10/2013 11:54	<1.0 U ug/L	1.0 ug/L
34571	1,4-Dichlorobenzene	SP	N	8260B	07/10/2013 11:54	<1.0 U ug/L	1.0 ug/L
34541	1,2-Dichloropropane	SP	N	8260B	07/10/2013 11:54	<1.0 U ug/L	1.0 ug/L
39180	Trichloroethene	SP	N	8260B	07/10/2013 11:54	<1.0 U ug/L	1.0 ug/L
49263	trans-1,4-Dichloro-2-butene	SP	N	8260B	07/10/2013 11:54	<3.0 U ug/L	3.0 ug/L
34699	trans-1,3-Dichloropropene	SP	N	8260B	07/10/2013 11:54	<3.0 U ug/L	3.0 ug/L
34488	Trichlorofluoromethane	SP	N	8260B	07/10/2013 11:54	<2.0 U ug/L	2.0 ug/L
81551	Xylenes (total)	SP	N	8260B	07/10/2013 11:54	<2.0 U ug/L	2.0 ug/L
39175	Vinyl chloride	SP	N	8260B	07/10/2013 11:54	<1.0 U ug/L	1.0 ug/L
77057	Vinyl acetate	SP	N	8260B	07/10/2013 11:54	<3.0 U ug/L	3.0 ug/L

* Attach Laboratory Reports

PART III ANALYTICAL RESULTS

Facility GMS#:

Test Site ID #: 19868

Sample Date/Time: 06/27/2013 10:01AM

Report Period: 2013 / 2
Year / Qtr

Well Name: MW-8R

Classification of Groundwater: G-II

Groundwater Elevation (NGVD):

or (MSL): 52.72

Well Purged (Y/N): Y

Well Type:
(X) Background
( ) Detection
( ) Compliance
( ) Other

Storet Code	Parameter Monitored	Sampling Method	Field Filtered (Y/N)	Analysis Method	Analysis Date/Time	* Analysis Result/Units		Detection Limit/Units
77128	Styrene	SP	N	8260B	07/10/2013 11:54	<1.0 U	ug/L	1.0 ug/L
34423	Methylene Chloride	SP	N	8260B	07/10/2013 11:54	<2.0 U	ug/L	2.0 ug/L
77424	Iodomethane	SP	N	8260B	07/10/2013 11:54	<1.0 U	ug/L	1.0 ug/L
34475	Tetrachloroethene	SP	N	8260B	07/10/2013 11:54	<1.0 U	ug/L	1.0 ug/L
34546	trans-1,2-Dichloroethene	SP	N	8260B	07/10/2013 11:54	<1.0 U	ug/L	1.0 ug/L
34010	Toluene	SP	N	8260B	07/10/2013 11:54	<1.0 U	ug/L	1.0 ug/L
1519	Gross Alpha	SP	N	9310	07/15/2013 17:42	13.5	pCi/L	3.00 pCi/L
82078	Field Turbidity	SP	N	Field Sampling	06/27/2013 08:01	15.15	NTU	-
082545	Groundwater Elevation	SP	N	Field Sampling	06/27/2013 08:01	52.72	ft/msl	-
00010	Field Temperature	SP	N	Field Sampling	06/27/2013 08:01	26.7	Degrees C	-
000094	Field Conductivity	SP	N	Field Sampling	06/27/2013 08:01	180	umhos/cm	-
000299	Field Dissolved Oxygen	SP	N	Field Sampling	06/27/2013 08:01	2.5	mg/L	-
000406	Field pH	SP	N	Field Sampling	06/27/2013 08:01	7.04	SU	-
00080	Color	SP	N	SM 2120B	06/28/2013 13:01	<5.0 U	PCU	5.0 PCU
70300	Total Dissolved Solids	SP	N	SM 2540C	07/03/2013 13:15	100	mg/L	10 mg/L

* Attach Laboratory Reports

PART III ANALYTICAL RESULTS

Facility GMS#:

Test Site ID #: 19347

Sample Date/Time: 06/27/2013 07:55AM

Report Period: 2013 / 2
Year / Qtr

Well Name: MW-7A

Classification of Groundwater: G-II

Groundwater Elevation (NGVD):

or (MSL): 65.24

Well Purged (Y/N): Y

Well Type:
(X) Background
( ) Detection
( ) Compliance
( ) Other

Storet Code	Parameter Monitored	Sampling Method	Field Filtered (Y/N)	Analysis Method	Analysis Date/Time	* Analysis Result/Units		Detection Limit/Units	
00620	Nitrate as N	BP	N	300.0	06/28/2013 14:00	13	mg/L	2.5	mg/L
00940	Chloride	BP	N	300.0	06/28/2013 13:25	11	mg/L	3.0	mg/L
000610	Ammonia as N	BP	N	350.1	07/10/2013 12:27	0.029 I	mg/L	0.10	mg/L
001055	Manganese	BP	N	6010B	07/02/2013 22:02	1.3 I V	ug/L	10	ug/L
001051	Lead	BP	N	6010B	07/02/2013 22:02	<9.0 U	ug/L	9.0	ug/L
001147	Selenium	BP	N	6010B	07/02/2013 22:02	<15 U	ug/L	15	ug/L
001067	Nickel	BP	N	6010B	07/02/2013 22:02	1.9 I	ug/L	40	ug/L
001042	Copper	BP	N	6010B	07/02/2013 22:02	2.7 I	ug/L	15	ug/L
001027	Cadmium	BP	N	6010B	07/02/2013 22:02	<5.0 U	ug/L	5.0	ug/L
001007	Barium	BP	N	6010B	07/02/2013 22:02	15 V	ug/L	10	ug/L
001037	Cobalt	BP	N	6010B	07/02/2013 22:02	<10 U	ug/L	10	ug/L
001034	Chromium	BP	N	6010B	07/02/2013 22:02	1.2 I	ug/L	10	ug/L
000929	Sodium	BP	N	6010B	07/03/2013 21:58	6.0	mg/L	1.0	mg/L
001045	Iron	BP	N	6010B	07/03/2013 21:58	86 I	ug/L	100	ug/L
001105	Aluminum	BP	N	6010B	07/03/2013 21:58	85 I	ug/L	100	ug/L
001077	Silver	BP	N	6010B	07/02/2013 22:02	<10 U	ug/L	10	ug/L
001087	Vanadium	BP	N	6010B	07/02/2013 22:02	1.2 I	ug/L	10	ug/L
001092	Zinc	BP	N	6010B	07/02/2013 22:02	<20 U	ug/L	20	ug/L
001059	Thallium	BP	N	6020	07/03/2013 05:16	0.078 I	ug/L	1.0	ug/L
001097	Antimony	BP	N	6020	07/03/2013 05:16	<2.0 U	ug/L	2.0	ug/L
001002	Arsenic	BP	N	6020	07/03/2013 05:16	<5.0 U	ug/L	5.0	ug/L
001012	Beryllium	BP	N	6020	07/03/2013 05:16	<1.0 U	ug/L	1.0	ug/L
71900	Mercury	BP	N	7470A	07/01/2013 18:45	<0.20 U	ug/L	0.20	ug/L
38437	1,2-Dibromo-3-Chloropropane	BP	N	8011	07/02/2013 13:36	<0.020 U	ug/L	0.020	ug/L
77651	1,2-Dibromoethane	BP	N	8011	07/02/2013 13:36	<0.020 U	ug/L	0.020	ug/L
34010	Toluene	BP	N	8260B	07/10/2013 12:15	<1.0 U	ug/L	1.0	ug/L
34699	trans-1,3-Dichloropropene	BP	N	8260B	07/10/2013 12:15	<3.0 U	ug/L	3.0	ug/L
34546	trans-1,2-Dichloroethene	BP	N	8260B	07/10/2013 12:15	<1.0 U	ug/L	1.0	ug/L
34475	Tetrachloroethene	BP	N	8260B	07/10/2013 12:15	<1.0 U	ug/L	1.0	ug/L
34371	Ethylbenzene	BP	N	8260B	07/10/2013 12:15	<1.0 U	ug/L	1.0	ug/L
77424	Iodomethane	BP	N	8260B	07/10/2013 12:15	<1.0 U	ug/L	1.0	ug/L
77128	Styrene	BP	N	8260B	07/10/2013 12:15	<1.0 U	ug/L	1.0	ug/L

* Attach Laboratory Reports

PART III ANALYTICAL RESULTS

Facility GMS#:

Test Site ID #: 19347

Sample Date/Time: 06/27/2013 07:55AM

Report Period: 2013 / 2
Year / Qtr

Well Name: MW-7A

Classification of Groundwater: G-II

Groundwater Elevation (NGVD):

or (MSL): 65.24

Well Purged (Y/N): Y

Well Type:
(X) Background
( ) Detection
( ) Compliance
( ) Other

Storet Code	Parameter Monitored	Sampling Method	Field Filtered (Y/N)	Analysis Method	Analysis Date/Time	* Analysis Result/Units	Detection Limit/Units
34423	Methylene Chloride	BP	N	8260B	07/10/2013 12:15	<2.0 U ug/L	2.0 ug/L
34541	1,2-Dichloropropane	BP	N	8260B	07/10/2013 12:15	<1.0 U ug/L	1.0 ug/L
81551	Xylenes (total)	BP	N	8260B	07/10/2013 12:15	<2.0 U ug/L	2.0 ug/L
81596	4-Methyl-2-pentanone (MIBK)	BP	N	8260B	07/10/2013 12:15	<5.0 U ug/L	5.0 ug/L
34531	1,2-Dichloroethane	BP	N	8260B	07/10/2013 12:15	<1.0 U ug/L	1.0 ug/L
39175	Vinyl chloride	BP	N	8260B	07/10/2013 12:15	<1.0 U ug/L	1.0 ug/L
39180	Trichloroethene	BP	N	8260B	07/10/2013 12:15	<1.0 U ug/L	1.0 ug/L
49263	trans-1,4-Dichloro-2-butene	BP	N	8260B	07/10/2013 12:15	<3.0 U ug/L	3.0 ug/L
77057	Vinyl acetate	BP	N	8260B	07/10/2013 12:15	<3.0 U ug/L	3.0 ug/L
34488	Trichlorofluoromethane	BP	N	8260B	07/10/2013 12:15	<2.0 U ug/L	2.0 ug/L
77596	Dibromomethane	BP	N	8260B	07/10/2013 12:15	<1.0 U ug/L	1.0 ug/L
34501	1,1-Dichloroethene	BP	N	8260B	07/10/2013 12:15	<1.0 U ug/L	1.0 ug/L
77103	2-Hexanone	BP	N	8260B	07/10/2013 12:15	<5.0 U ug/L	5.0 ug/L
81552	Acetone	BP	N	8260B	07/10/2013 12:15	<20 U ug/L	20 ug/L
73085	Bromochloromethane	BP	N	8260B	07/10/2013 12:15	<1.0 U ug/L	1.0 ug/L
78124	Benzene	BP	N	8260B	07/10/2013 12:15	<1.0 U ug/L	1.0 ug/L
34215	Acrylonitrile	BP	N	8260B	07/10/2013 12:15	<20 U ug/L	20 ug/L
34516	1,1,2,2-Tetrachloroethane	BP	N	8260B	07/10/2013 12:15	<1.0 U ug/L	1.0 ug/L
34506	1,1,1-Trichloroethane	BP	N	8260B	07/10/2013 12:15	<1.0 U ug/L	1.0 ug/L
77562	1,1,1,2-Tetrachloroethane	BP	N	8260B	07/10/2013 12:15	<1.0 U ug/L	1.0 ug/L
34511	1,1,2-Trichloroethane	BP	N	8260B	07/10/2013 12:15	<1.0 U ug/L	1.0 ug/L
81595	2-Butanone (MEK)	BP	N	8260B	07/10/2013 12:15	<6.0 U ug/L	6.0 ug/L
34571	1,4-Dichlorobenzene	BP	N	8260B	07/10/2013 12:15	<1.0 U ug/L	1.0 ug/L
34496	1,1-Dichloroethane	BP	N	8260B	07/10/2013 12:15	<1.0 U ug/L	1.0 ug/L
34418	Chloromethane	BP	N	8260B	07/10/2013 12:15	<2.0 U ug/L	2.0 ug/L
32106	Chloroform	BP	N	8260B	07/10/2013 12:15	<1.0 U ug/L	1.0 ug/L
77443	1,2,3-Trichloropropane	BP	N	8260B	07/10/2013 12:15	<2.5 U ug/L	2.5 ug/L
77093	cis-1,2-Dichloroethene	BP	N	8260B	07/10/2013 12:15	<1.0 U ug/L	1.0 ug/L
34536	1,2-Dichlorobenzene	BP	N	8260B	07/10/2013 12:15	<1.0 U ug/L	1.0 ug/L
34704	cis-1,3-Dichloropropene	BP	N	8260B	07/10/2013 12:15	<1.0 U ug/L	1.0 ug/L
34413	Bromomethane	BP	N	8260B	07/10/2013 12:15	<2.0 U ug/L	2.0 ug/L
32104	Bromoform	BP	N	8260B	07/10/2013 12:15	<1.0 U ug/L	1.0 ug/L

* Attach Laboratory Reports

PART III ANALYTICAL RESULTS

Facility GMS#:

Test Site ID #: 19347

Sample Date/Time: 06/27/2013 07:55AM

Report Period: 2013 / 2
Year / Qtr

Well Name: MW-7A

Classification of Groundwater: G-II

Groundwater Elevation (NGVD):

or (MSL): 65.24

Well Purged (Y/N): Y

Well Type:
(X) Background
( ) Detection
( ) Compliance
( ) Other

Storet Code	Parameter Monitored	Sampling Method	Field Filtered (Y/N)	Analysis Method	Analysis Date/Time	* Analysis Result/Units		Detection Limit/Units
32101	Bromodichloromethane	BP	N	8260B	07/10/2013 12:15	<1.0 U	ug/L	1.0 ug/L
77041	Carbon disulfide	BP	N	8260B	07/10/2013 12:15	<2.0 U	ug/L	2.0 ug/L
34311	Chloroethane	BP	N	8260B	07/10/2013 12:15	<2.0 U	ug/L	2.0 ug/L
34301	Chlorobenzene	BP	N	8260B	07/10/2013 12:15	<1.0 U	ug/L	1.0 ug/L
32102	Carbon tetrachloride	BP	N	8260B	07/10/2013 12:15	<1.0 U	ug/L	1.0 ug/L
32105	Dibromochloromethane	BP	N	8260B	07/10/2013 12:15	<1.0 U	ug/L	1.0 ug/L
1519	Gross Alpha	BP	N	9310	07/15/2013 17:56	2.63	pCi/L	3.00 pCi/L
000299	Field Dissolved Oxygen	BP	N	Field Sampling	06/27/2013 05:55	1.2	mg/L	-
000094	Field Conductivity	BP	N	Field Sampling	06/27/2013 05:55	309	umhos/cm	-
82078	Field Turbidity	BP	N	Field Sampling	06/27/2013 05:55	1.07	NTU	-
082545	Groundwater Elevation	BP	N	Field Sampling	06/27/2013 05:55	65.24	ft/msl	-
000406	Field pH	BP	N	Field Sampling	06/27/2013 05:55	6.95	SU	-
00010	Field Temperature	BP	N	Field Sampling	06/27/2013 05:55	23.8	Degrees C	-
00080	Color	BP	N	SM 2120B	06/28/2013 13:01	<5.0 U	PCU	5.0 PCU
70300	Total Dissolved Solids	BP	N	SM 2540C	07/03/2013 13:15	240	mg/L	10 mg/L

* Attach Laboratory Reports

PART III ANALYTICAL RESULTS

Facility GMS#:

Test Site ID #: 19348

Sample Date/Time: 06/27/2013 07:13AM

Report Period: 2013 / 2
Year / Qtr

Well Name: MW-7B

Classification of Groundwater: G-II

Groundwater Elevation (NGVD):

or (MSL): 52.31

Well Purged (Y/N): Y

Well Type:
( ) Background
( ) Detection
(X) Compliance
( ) Other

Storet Code	Parameter Monitored	Sampling Method	Field Filtered (Y/N)	Analysis Method	Analysis Date/Time	* Analysis Result/Units		Detection Limit/Units	
00620	Nitrate as N	BP	N	300.0	06/28/2013 15:07	<0.50 U	mg/L	0.50	mg/L
00940	Chloride	BP	N	300.0	06/28/2013 15:07	4.1	mg/L	3.0	mg/L
000610	Ammonia as N	BP	N	350.1	07/10/2013 12:29	<0.10 U	mg/L	0.10	mg/L
001087	Vanadium	BP	N	6010B	07/02/2013 22:04	<10 U	ug/L	10	ug/L
001077	Silver	BP	N	6010B	07/02/2013 22:04	<10 U	ug/L	10	ug/L
001147	Selenium	BP	N	6010B	07/02/2013 22:04	<15 U	ug/L	15	ug/L
001092	Zinc	BP	N	6010B	07/02/2013 22:04	<20 U	ug/L	20	ug/L
001105	Aluminum	BP	N	6010B	07/03/2013 22:00	63 I	ug/L	100	ug/L
000929	Sodium	BP	N	6010B	07/03/2013 22:00	6.4	mg/L	1.0	mg/L
001045	Iron	BP	N	6010B	07/03/2013 22:00	37 I	ug/L	100	ug/L
001067	Nickel	BP	N	6010B	07/02/2013 22:04	<40 U	ug/L	40	ug/L
001007	Barium	BP	N	6010B	07/02/2013 22:04	5.8 I V	ug/L	10	ug/L
001034	Chromium	BP	N	6010B	07/02/2013 22:04	<10 U	ug/L	10	ug/L
001027	Cadmium	BP	N	6010B	07/02/2013 22:04	<5.0 U	ug/L	5.0	ug/L
001037	Cobalt	BP	N	6010B	07/02/2013 22:04	<10 U	ug/L	10	ug/L
001042	Copper	BP	N	6010B	07/02/2013 22:04	<15 U	ug/L	15	ug/L
001051	Lead	BP	N	6010B	07/02/2013 22:04	<9.0 U	ug/L	9.0	ug/L
001055	Manganese	BP	N	6010B	07/02/2013 22:04	0.63 I V	ug/L	10	ug/L
001012	Beryllium	BP	N	6020	07/03/2013 05:31	<1.0 U	ug/L	1.0	ug/L
001097	Antimony	BP	N	6020	07/03/2013 05:31	<2.0 U	ug/L	2.0	ug/L
001002	Arsenic	BP	N	6020	07/03/2013 05:31	0.68 I	ug/L	5.0	ug/L
001059	Thallium	BP	N	6020	07/03/2013 05:31	<1.0 U	ug/L	1.0	ug/L
71900	Mercury	BP	N	7470A	07/01/2013 18:47	<0.20 U	ug/L	0.20	ug/L
38437	1,2-Dibromo-3-Chloropropane	BP	N	8011	07/02/2013 13:56	<0.020 U	ug/L	0.020	ug/L
77651	1,2-Dibromoethane	BP	N	8011	07/02/2013 13:56	<0.020 U	ug/L	0.020	ug/L
32105	Dibromochloromethane	BP	N	8260B	07/10/2013 12:36	<1.0 U	ug/L	1.0	ug/L
77596	Dibromomethane	BP	N	8260B	07/10/2013 12:36	<1.0 U	ug/L	1.0	ug/L
77424	Iodomethane	BP	N	8260B	07/10/2013 12:36	<1.0 U	ug/L	1.0	ug/L
34371	Ethylbenzene	BP	N	8260B	07/10/2013 12:36	<1.0 U	ug/L	1.0	ug/L
34418	Chloromethane	BP	N	8260B	07/10/2013 12:36	<2.0 U	ug/L	2.0	ug/L
32106	Chloroform	BP	N	8260B	07/10/2013 12:36	<1.0 U	ug/L	1.0	ug/L
34311	Chloroethane	BP	N	8260B	07/10/2013 12:36	<2.0 U	ug/L	2.0	ug/L

* Attach Laboratory Reports

PART III ANALYTICAL RESULTS

Facility GMS#:

Test Site ID #: 19348

Sample Date/Time: 06/27/2013 07:13AM

Report Period: 2013 / 2
Year / Qtr

Well Name: MW-7B

Classification of Groundwater: G-II

Groundwater Elevation (NGVD):

or (MSL): 52.31

Well Purged (Y/N): Y

Well Type:
( ) Background
( ) Detection
(X) Compliance
( ) Other

Storet Code	Parameter Monitored	Sampling Method	Field Filtered (Y/N)	Analysis Method	Analysis Date/Time	* Analysis Result/Units	Detection Limit/Units
39175	Vinyl chloride	BP	N	8260B	07/10/2013 12:36	<1.0 U ug/L	1.0 ug/L
34704	cis-1,3-Dichloropropene	BP	N	8260B	07/10/2013 12:36	<1.0 U ug/L	1.0 ug/L
77093	cis-1,2-Dichloroethene	BP	N	8260B	07/10/2013 12:36	<1.0 U ug/L	1.0 ug/L
34423	Methylene Chloride	BP	N	8260B	07/10/2013 12:36	<2.0 U ug/L	2.0 ug/L
39180	Trichloroethene	BP	N	8260B	07/10/2013 12:36	<1.0 U ug/L	1.0 ug/L
49263	trans-1,4-Dichloro-2-butene	BP	N	8260B	07/10/2013 12:36	<3.0 U ug/L	3.0 ug/L
34488	Trichlorofluoromethane	BP	N	8260B	07/10/2013 12:36	<2.0 U ug/L	2.0 ug/L
81551	Xylenes (total)	BP	N	8260B	07/10/2013 12:36	<2.0 U ug/L	2.0 ug/L
77057	Vinyl acetate	BP	N	8260B	07/10/2013 12:36	<3.0 U ug/L	3.0 ug/L
34699	trans-1,3-Dichloropropene	BP	N	8260B	07/10/2013 12:36	<3.0 U ug/L	3.0 ug/L
34475	Tetrachloroethene	BP	N	8260B	07/10/2013 12:36	<1.0 U ug/L	1.0 ug/L
77128	Styrene	BP	N	8260B	07/10/2013 12:36	<1.0 U ug/L	1.0 ug/L
34546	trans-1,2-Dichloroethene	BP	N	8260B	07/10/2013 12:36	<1.0 U ug/L	1.0 ug/L
34010	Toluene	BP	N	8260B	07/10/2013 12:36	<1.0 U ug/L	1.0 ug/L
34531	1,2-Dichloroethane	BP	N	8260B	07/10/2013 12:36	<1.0 U ug/L	1.0 ug/L
34536	1,2-Dichlorobenzene	BP	N	8260B	07/10/2013 12:36	<1.0 U ug/L	1.0 ug/L
81595	2-Butanone (MEK)	BP	N	8260B	07/10/2013 12:36	<6.0 U ug/L	6.0 ug/L
34571	1,4-Dichlorobenzene	BP	N	8260B	07/10/2013 12:36	<1.0 U ug/L	1.0 ug/L
34541	1,2-Dichloropropane	BP	N	8260B	07/10/2013 12:36	<1.0 U ug/L	1.0 ug/L
77443	1,2,3-Trichloropropane	BP	N	8260B	07/10/2013 12:36	<2.5 U ug/L	2.5 ug/L
34516	1,1,2,2-Tetrachloroethane	BP	N	8260B	07/10/2013 12:36	<1.0 U ug/L	1.0 ug/L
34506	1,1,1-Trichloroethane	BP	N	8260B	07/10/2013 12:36	<1.0 U ug/L	1.0 ug/L
77562	1,1,1,2-Tetrachloroethane	BP	N	8260B	07/10/2013 12:36	<1.0 U ug/L	1.0 ug/L
34501	1,1-Dichloroethene	BP	N	8260B	07/10/2013 12:36	<1.0 U ug/L	1.0 ug/L
34496	1,1-Dichloroethane	BP	N	8260B	07/10/2013 12:36	<1.0 U ug/L	1.0 ug/L
34511	1,1,2-Trichloroethane	BP	N	8260B	07/10/2013 12:36	<1.0 U ug/L	1.0 ug/L
34413	Bromomethane	BP	N	8260B	07/10/2013 12:36	<2.0 U ug/L	2.0 ug/L
32104	Bromoform	BP	N	8260B	07/10/2013 12:36	<1.0 U ug/L	1.0 ug/L
32101	Bromodichloromethane	BP	N	8260B	07/10/2013 12:36	<1.0 U ug/L	1.0 ug/L
34301	Chlorobenzene	BP	N	8260B	07/10/2013 12:36	<1.0 U ug/L	1.0 ug/L
32102	Carbon tetrachloride	BP	N	8260B	07/10/2013 12:36	<1.0 U ug/L	1.0 ug/L
77041	Carbon disulfide	BP	N	8260B	07/10/2013 12:36	<2.0 U ug/L	2.0 ug/L

* Attach Laboratory Reports

PART III ANALYTICAL RESULTS

Facility GMS#:

Test Site ID #: 19348

Sample Date/Time: 06/27/2013 07:13AM

Report Period: 2013 / 2
Year / Qtr

Well Name: MW-7B

Classification of Groundwater: G-II

Groundwater Elevation (NGVD):

or (MSL): 52.31

Well Purged (Y/N): Y

Well Type:
( ) Background
( ) Detection
(X) Compliance
( ) Other

Storet Code	Parameter Monitored	Sampling Method	Field Filtered (Y/N)	Analysis Method	Analysis Date/Time	* Analysis Result/Units		Detection Limit/Units
73085	Bromochloromethane	BP	N	8260B	07/10/2013 12:36	<1.0 U	ug/L	1.0 ug/L
81596	4-Methyl-2-pentanone (MIBK)	BP	N	8260B	07/10/2013 12:36	<5.0 U	ug/L	5.0 ug/L
77103	2-Hexanone	BP	N	8260B	07/10/2013 12:36	<5.0 U	ug/L	5.0 ug/L
78124	Benzene	BP	N	8260B	07/10/2013 12:36	<1.0 U	ug/L	1.0 ug/L
34215	Acrylonitrile	BP	N	8260B	07/10/2013 12:36	<20 U	ug/L	20 ug/L
81552	Acetone	BP	N	8260B	07/10/2013 12:36	<20 U	ug/L	20 ug/L
1519	Gross Alpha	BP	N	9310	07/15/2013 17:56	1.04	pCi/L	3.00 pCi/L
082545	Groundwater Elevation	BP	N	Field Sampling	06/27/2013 05:13	52.31	ft/msl	-
000406	Field pH	BP	N	Field Sampling	06/27/2013 05:13	6.78	SU	-
000094	Field Conductivity	BP	N	Field Sampling	06/27/2013 05:13	136	umhos/cm	-
00010	Field Temperature	BP	N	Field Sampling	06/27/2013 05:13	23.5	Degrees C	-
000299	Field Dissolved Oxygen	BP	N	Field Sampling	06/27/2013 05:13	0.5	mg/L	-
82078	Field Turbidity	BP	N	Field Sampling	06/27/2013 05:13	4.58	NTU	-
00080	Color	BP	N	SM 2120B	06/28/2013 13:01	<5.0 U	PCU	5.0 PCU
70300	Total Dissolved Solids	BP	N	SM 2540C	07/03/2013 13:15	79	mg/L	10 mg/L

* Attach Laboratory Reports

PART III ANALYTICAL RESULTS

Facility GMS#:

Test Site ID #: 19338

Sample Date/Time: 06/27/2013 08:42AM

Report Period: 2013 / 2
Year / Qtr

Well Name: MW-2B

Classification of Groundwater: G-II

Groundwater Elevation (NGVD):

or (MSL): 50.26

Well Purged (Y/N): Y

Well Type:
(X) Background
( ) Detection
( ) Compliance
( ) Other

Storet Code	Parameter Monitored	Sampling Method	Field Filtered (Y/N)	Analysis Method	Analysis Date/Time	* Analysis Result/Units		Detection Limit/Units	
00620	Nitrate as N	BP	N	300.0	06/28/2013 15:24	0.64	mg/L	0.50	mg/L
00940	Chloride	BP	N	300.0	06/28/2013 15:24	6.6	mg/L	3.0	mg/L
000610	Ammonia as N	BP	N	350.1	07/10/2013 12:32	0.030 I	mg/L	0.10	mg/L
001067	Nickel	BP	N	6010B	07/02/2013 22:06	<40 U	ug/L	40	ug/L
001055	Manganese	BP	N	6010B	07/02/2013 22:06	2.7 I V	ug/L	10	ug/L
001051	Lead	BP	N	6010B	07/02/2013 22:06	<9.0 U	ug/L	9.0	ug/L
001087	Vanadium	BP	N	6010B	07/02/2013 22:06	3.2 I	ug/L	10	ug/L
001092	Zinc	BP	N	6010B	07/02/2013 22:06	6.9 I	ug/L	20	ug/L
001147	Selenium	BP	N	6010B	07/02/2013 22:06	<15 U	ug/L	15	ug/L
001077	Silver	BP	N	6010B	07/02/2013 22:06	<10 U	ug/L	10	ug/L
001042	Copper	BP	N	6010B	07/02/2013 22:06	1.8 I	ug/L	15	ug/L
001045	Iron	BP	N	6010B	07/03/2013 22:02	220	ug/L	100	ug/L
001007	Barium	BP	N	6010B	07/02/2013 22:06	13 V	ug/L	10	ug/L
001105	Aluminum	BP	N	6010B	07/03/2013 22:02	560	ug/L	100	ug/L
000929	Sodium	BP	N	6010B	07/03/2013 22:02	4.8	mg/L	1.0	mg/L
001037	Cobalt	BP	N	6010B	07/02/2013 22:06	<10 U	ug/L	10	ug/L
001034	Chromium	BP	N	6010B	07/02/2013 22:06	2.1 I	ug/L	10	ug/L
001027	Cadmium	BP	N	6010B	07/02/2013 22:06	<5.0 U	ug/L	5.0	ug/L
001012	Beryllium	BP	N	6020	07/03/2013 05:40	<1.0 U	ug/L	1.0	ug/L
001059	Thallium	BP	N	6020	07/03/2013 05:40	<1.0 U	ug/L	1.0	ug/L
001097	Antimony	BP	N	6020	07/03/2013 05:40	<2.0 U	ug/L	2.0	ug/L
001002	Arsenic	BP	N	6020	07/03/2013 05:40	0.37 I	ug/L	5.0	ug/L
71900	Mercury	BP	N	7470A	07/01/2013 18:50	<0.20 U	ug/L	0.20	ug/L
77651	1,2-Dibromoethane	BP	N	8011	07/02/2013 14:17	<0.020 U	ug/L	0.020	ug/L
38437	1,2-Dibromo-3-Chloropropane	BP	N	8011	07/02/2013 14:17	<0.020 U	ug/L	0.020	ug/L
32105	Dibromochloromethane	BP	N	8260B	07/10/2013 12:58	<1.0 U	ug/L	1.0	ug/L
77596	Dibromomethane	BP	N	8260B	07/10/2013 12:58	<1.0 U	ug/L	1.0	ug/L
77424	Iodomethane	BP	N	8260B	07/10/2013 12:58	<1.0 U	ug/L	1.0	ug/L
34371	Ethylbenzene	BP	N	8260B	07/10/2013 12:58	<1.0 U	ug/L	1.0	ug/L
32106	Chloroform	BP	N	8260B	07/10/2013 12:58	<1.0 U	ug/L	1.0	ug/L
34311	Chloroethane	BP	N	8260B	07/10/2013 12:58	<2.0 U	ug/L	2.0	ug/L
34301	Chlorobenzene	BP	N	8260B	07/10/2013 12:58	<1.0 U	ug/L	1.0	ug/L

* Attach Laboratory Reports

PART III ANALYTICAL RESULTS

Facility GMS#:

Test Site ID #: 19338

Sample Date/Time: 06/27/2013 08:42AM

Report Period: 2013 / 2
Year / Qtr

Well Name: MW-2B

Classification of Groundwater: G-II

Groundwater Elevation (NGVD):

or (MSL): 50.26

Well Purged (Y/N): Y

Well Type:
(X) Background
( ) Detection
( ) Compliance
( ) Other

Storet Code	Parameter Monitored	Sampling Method	Field Filtered (Y/N)	Analysis Method	Analysis Date/Time	* Analysis Result/Units	Detection Limit/Units
34704	cis-1,3-Dichloropropene	BP	N	8260B	07/10/2013 12:58	<1.0 U ug/L	1.0 ug/L
77093	cis-1,2-Dichloroethene	BP	N	8260B	07/10/2013 12:58	<1.0 U ug/L	1.0 ug/L
34418	Chloromethane	BP	N	8260B	07/10/2013 12:58	<2.0 U ug/L	2.0 ug/L
34423	Methylene Chloride	BP	N	8260B	07/10/2013 12:58	<2.0 U ug/L	2.0 ug/L
34488	Trichlorofluoromethane	BP	N	8260B	07/10/2013 12:58	<2.0 U ug/L	2.0 ug/L
39180	Trichloroethene	BP	N	8260B	07/10/2013 12:58	<1.0 U ug/L	1.0 ug/L
49263	trans-1,4-Dichloro-2-butene	BP	N	8260B	07/10/2013 12:58	<3.0 U ug/L	3.0 ug/L
81551	Xylenes (total)	BP	N	8260B	07/10/2013 12:58	<2.0 U ug/L	2.0 ug/L
39175	Vinyl chloride	BP	N	8260B	07/10/2013 12:58	<1.0 U ug/L	1.0 ug/L
77057	Vinyl acetate	BP	N	8260B	07/10/2013 12:58	<3.0 U ug/L	3.0 ug/L
34475	Tetrachloroethene	BP	N	8260B	07/10/2013 12:58	<1.0 U ug/L	1.0 ug/L
77128	Styrene	BP	N	8260B	07/10/2013 12:58	<1.0 U ug/L	1.0 ug/L
34699	trans-1,3-Dichloropropene	BP	N	8260B	07/10/2013 12:58	<3.0 U ug/L	3.0 ug/L
34546	trans-1,2-Dichloroethene	BP	N	8260B	07/10/2013 12:58	<1.0 U ug/L	1.0 ug/L
34010	Toluene	BP	N	8260B	07/10/2013 12:58	<1.0 U ug/L	1.0 ug/L
34536	1,2-Dichlorobenzene	BP	N	8260B	07/10/2013 12:58	<1.0 U ug/L	1.0 ug/L
77443	1,2,3-Trichloropropane	BP	N	8260B	07/10/2013 12:58	<2.5 U ug/L	2.5 ug/L
34571	1,4-Dichlorobenzene	BP	N	8260B	07/10/2013 12:58	<1.0 U ug/L	1.0 ug/L
34541	1,2-Dichloropropane	BP	N	8260B	07/10/2013 12:58	<1.0 U ug/L	1.0 ug/L
34531	1,2-Dichloroethane	BP	N	8260B	07/10/2013 12:58	<1.0 U ug/L	1.0 ug/L
34516	1,1,2,2-Tetrachloroethane	BP	N	8260B	07/10/2013 12:58	<1.0 U ug/L	1.0 ug/L
34506	1,1,1-Trichloroethane	BP	N	8260B	07/10/2013 12:58	<1.0 U ug/L	1.0 ug/L
77562	1,1,1,2-Tetrachloroethane	BP	N	8260B	07/10/2013 12:58	<1.0 U ug/L	1.0 ug/L
34501	1,1-Dichloroethene	BP	N	8260B	07/10/2013 12:58	<1.0 U ug/L	1.0 ug/L
34496	1,1-Dichloroethane	BP	N	8260B	07/10/2013 12:58	<1.0 U ug/L	1.0 ug/L
34511	1,1,2-Trichloroethane	BP	N	8260B	07/10/2013 12:58	<1.0 U ug/L	1.0 ug/L
81595	2-Butanone (MEK)	BP	N	8260B	07/10/2013 12:58	<6.0 U ug/L	6.0 ug/L
32104	Bromoform	BP	N	8260B	07/10/2013 12:58	<1.0 U ug/L	1.0 ug/L
32101	Bromodichloromethane	BP	N	8260B	07/10/2013 12:58	<1.0 U ug/L	1.0 ug/L
73085	Bromochloromethane	BP	N	8260B	07/10/2013 12:58	<1.0 U ug/L	1.0 ug/L
32102	Carbon tetrachloride	BP	N	8260B	07/10/2013 12:58	<1.0 U ug/L	1.0 ug/L
77041	Carbon disulfide	BP	N	8260B	07/10/2013 12:58	<2.0 U ug/L	2.0 ug/L

* Attach Laboratory Reports

PART III ANALYTICAL RESULTS

Facility GMS#:

Test Site ID #: 19338

Sample Date/Time: 06/27/2013 08:42AM

Report Period: 2013 / 2
Year / Qtr

Well Name: MW-2B

Classification of Groundwater: G-II

Groundwater Elevation (NGVD):

or (MSL): 50.26

Well Purged (Y/N): Y

Well Type:
(X) Background
( ) Detection
( ) Compliance
( ) Other

Storet Code	Parameter Monitored	Sampling Method	Field Filtered (Y/N)	Analysis Method	Analysis Date/Time	* Analysis Result/Units		Detection Limit/Units
34413	Bromomethane	BP	N	8260B	07/10/2013 12:58	<2.0 U	ug/L	2.0 ug/L
81596	4-Methyl-2-pentanone (MIBK)	BP	N	8260B	07/10/2013 12:58	<5.0 U	ug/L	5.0 ug/L
77103	2-Hexanone	BP	N	8260B	07/10/2013 12:58	<5.0 U	ug/L	5.0 ug/L
78124	Benzene	BP	N	8260B	07/10/2013 12:58	<1.0 U	ug/L	1.0 ug/L
34215	Acrylonitrile	BP	N	8260B	07/10/2013 12:58	<20 U	ug/L	20 ug/L
81552	Acetone	BP	N	8260B	07/10/2013 12:58	<20 U	ug/L	20 ug/L
1519	Gross Alpha	BP	N	9310	07/15/2013 17:57	4.18	pCi/L	3.00 pCi/L
000094	Field Conductivity	BP	N	Field Sampling	06/27/2013 06:42	149	umhos/cm	-
000299	Field Dissolved Oxygen	BP	N	Field Sampling	06/27/2013 06:42	0.5	mg/L	-
00010	Field Temperature	BP	N	Field Sampling	06/27/2013 06:42	25.2	Degrees C	-
000406	Field pH	BP	N	Field Sampling	06/27/2013 06:42	7.94	SU	-
082545	Groundwater Elevation	BP	N	Field Sampling	06/27/2013 06:42	50.26	ft/msl	-
82078	Field Turbidity	BP	N	Field Sampling	06/27/2013 06:42	5.42	NTU	-
00080	Color	BP	N	SM 2120B	06/28/2013 13:01	<5.0 U	PCU	5.0 PCU
70300	Total Dissolved Solids	BP	N	SM 2540C	07/03/2013 13:15	79	mg/L	10 mg/L

* Attach Laboratory Reports

PART III ANALYTICAL RESULTS

Facility GMS#:

Test Site ID #: 19337

Sample Date/Time: 06/27/2013 09:25AM

Report Period: 2013 / 2
Year / Qtr

Well Name: MW-2AR

Classification of Groundwater: G-II

Groundwater Elevation (NGVD):

or (MSL): 51.62

Well Purged (Y/N): Y

Well Type:
(X) Background
( ) Detection
( ) Compliance
( ) Other

Storet Code	Parameter Monitored	Sampling Method	Field Filtered (Y/N)	Analysis Method	Analysis Date/Time	* Analysis Result/Units		Detection Limit/Units	
00620	Nitrate as N	BP	N	300.0	06/28/2013 15:40	0.57	mg/L	0.50	mg/L
00940	Chloride	BP	N	300.0	06/28/2013 15:40	2.4 I	mg/L	3.0	mg/L
000610	Ammonia as N	BP	N	350.1	07/11/2013 17:29	0.062 I	mg/L	0.10	mg/L
001087	Vanadium	BP	N	6010B	07/02/2013 22:17	2.6 I	ug/L	10	ug/L
001077	Silver	BP	N	6010B	07/02/2013 22:17	<10 U	ug/L	10	ug/L
001147	Selenium	BP	N	6010B	07/02/2013 22:17	<15 U	ug/L	15	ug/L
001092	Zinc	BP	N	6010B	07/02/2013 22:17	8.3 I	ug/L	20	ug/L
000929	Sodium	BP	N	6010B	07/03/2013 22:16	2.0	mg/L	1.0	mg/L
001045	Iron	BP	N	6010B	07/03/2013 22:16	530	ug/L	100	ug/L
001007	Barium	BP	N	6010B	07/02/2013 22:17	23 V	ug/L	10	ug/L
001037	Cobalt	BP	N	6010B	07/02/2013 22:17	<10 U	ug/L	10	ug/L
001034	Chromium	BP	N	6010B	07/02/2013 22:17	4.8 I	ug/L	10	ug/L
001027	Cadmium	BP	N	6010B	07/02/2013 22:17	<5.0 U	ug/L	5.0	ug/L
001042	Copper	BP	N	6010B	07/02/2013 22:17	2.1 I	ug/L	15	ug/L
001067	Nickel	BP	N	6010B	07/02/2013 22:17	<40 U	ug/L	40	ug/L
001055	Manganese	BP	N	6010B	07/02/2013 22:17	5.3 I	ug/L	10	ug/L
001051	Lead	BP	N	6010B	07/02/2013 22:17	2.8 I	ug/L	9.0	ug/L
001105	Aluminum	BP	N	6010B	07/03/2013 22:16	1400	ug/L	100	ug/L
001059	Thallium	BP	N	6020	07/03/2013 05:43	<1.0 U	ug/L	1.0	ug/L
001002	Arsenic	BP	N	6020	07/03/2013 05:43	0.33 I	ug/L	5.0	ug/L
001012	Beryllium	BP	N	6020	07/03/2013 05:43	0.091 I	ug/L	1.0	ug/L
001097	Antimony	BP	N	6020	07/03/2013 05:43	<2.0 U	ug/L	2.0	ug/L
71900	Mercury	BP	N	7470A	07/01/2013 18:52	<0.20 U	ug/L	0.20	ug/L
77651	1,2-Dibromoethane	BP	N	8011	07/02/2013 14:38	<0.020 U	ug/L	0.020	ug/L
38437	1,2-Dibromo-3-Chloropropane	BP	N	8011	07/02/2013 14:38	<0.020 U	ug/L	0.020	ug/L
81595	2-Butanone (MEK)	BP	N	8260B	07/10/2013 13:19	<6.0 U	ug/L	6.0	ug/L
34571	1,4-Dichlorobenzene	BP	N	8260B	07/10/2013 13:19	<1.0 U	ug/L	1.0	ug/L
77103	2-Hexanone	BP	N	8260B	07/10/2013 13:19	<5.0 U	ug/L	5.0	ug/L
34506	1,1,1-Trichloroethane	BP	N	8260B	07/10/2013 13:19	<1.0 U	ug/L	1.0	ug/L
34371	Ethylbenzene	BP	N	8260B	07/10/2013 13:19	<1.0 U	ug/L	1.0	ug/L
34541	1,2-Dichloropropane	BP	N	8260B	07/10/2013 13:19	<1.0 U	ug/L	1.0	ug/L
34511	1,1,2-Trichloroethane	BP	N	8260B	07/10/2013 13:19	<1.0 U	ug/L	1.0	ug/L

* Attach Laboratory Reports

PART III ANALYTICAL RESULTS

Facility GMS#:

Test Site ID #: 19337

Sample Date/Time: 06/27/2013 09:25AM

Report Period: 2013 / 2
Year / Qtr

Well Name: MW-2AR

Classification of Groundwater: G-II

Groundwater Elevation (NGVD):

or (MSL): 51.62

Well Purged (Y/N): Y

Well Type:
(X) Background
( ) Detection
( ) Compliance
( ) Other

Storet Code	Parameter Monitored	Sampling Method	Field Filtered (Y/N)	Analysis Method	Analysis Date/Time	* Analysis Result/Units	Detection Limit/Units
34496	1,1-Dichloroethane	BP	N	8260B	07/10/2013 13:19	<1.0 U ug/L	1.0 ug/L
77562	1,1,1,2-Tetrachloroethane	BP	N	8260B	07/10/2013 13:19	<1.0 U ug/L	1.0 ug/L
34516	1,1,2,2-Tetrachloroethane	BP	N	8260B	07/10/2013 13:19	<1.0 U ug/L	1.0 ug/L
34501	1,1-Dichloroethene	BP	N	8260B	07/10/2013 13:19	<1.0 U ug/L	1.0 ug/L
34531	1,2-Dichloroethane	BP	N	8260B	07/10/2013 13:19	<1.0 U ug/L	1.0 ug/L
77443	1,2,3-Trichloropropane	BP	N	8260B	07/10/2013 13:19	<2.5 U ug/L	2.5 ug/L
34536	1,2-Dichlorobenzene	BP	N	8260B	07/10/2013 13:19	<1.0 U ug/L	1.0 ug/L
77057	Vinyl acetate	BP	N	8260B	07/10/2013 13:19	<3.0 U ug/L	3.0 ug/L
77596	Dibromomethane	BP	N	8260B	07/10/2013 13:19	<1.0 U ug/L	1.0 ug/L
34423	Methylene Chloride	BP	N	8260B	07/10/2013 13:19	<2.0 U ug/L	2.0 ug/L
77424	Iodomethane	BP	N	8260B	07/10/2013 13:19	<1.0 U ug/L	1.0 ug/L
34704	cis-1,3-Dichloropropene	BP	N	8260B	07/10/2013 13:19	<1.0 U ug/L	1.0 ug/L
77093	cis-1,2-Dichloroethene	BP	N	8260B	07/10/2013 13:19	<1.0 U ug/L	1.0 ug/L
32105	Dibromochloromethane	BP	N	8260B	07/10/2013 13:19	<1.0 U ug/L	1.0 ug/L
34699	trans-1,3-Dichloropropene	BP	N	8260B	07/10/2013 13:19	<3.0 U ug/L	3.0 ug/L
34546	trans-1,2-Dichloroethene	BP	N	8260B	07/10/2013 13:19	<1.0 U ug/L	1.0 ug/L
39180	Trichloroethene	BP	N	8260B	07/10/2013 13:19	<1.0 U ug/L	1.0 ug/L
49263	trans-1,4-Dichloro-2-butene	BP	N	8260B	07/10/2013 13:19	<3.0 U ug/L	3.0 ug/L
34475	Tetrachloroethene	BP	N	8260B	07/10/2013 13:19	<1.0 U ug/L	1.0 ug/L
77128	Styrene	BP	N	8260B	07/10/2013 13:19	<1.0 U ug/L	1.0 ug/L
34010	Toluene	BP	N	8260B	07/10/2013 13:19	<1.0 U ug/L	1.0 ug/L
34418	Chloromethane	BP	N	8260B	07/10/2013 13:19	<2.0 U ug/L	2.0 ug/L
34215	Acrylonitrile	BP	N	8260B	07/10/2013 13:19	<20 U ug/L	20 ug/L
81552	Acetone	BP	N	8260B	07/10/2013 13:19	<20 U ug/L	20 ug/L
73085	Bromochloromethane	BP	N	8260B	07/10/2013 13:19	<1.0 U ug/L	1.0 ug/L
78124	Benzene	BP	N	8260B	07/10/2013 13:19	<1.0 U ug/L	1.0 ug/L
81551	Xylenes (total)	BP	N	8260B	07/10/2013 13:19	<2.0 U ug/L	2.0 ug/L
34488	Trichlorofluoromethane	BP	N	8260B	07/10/2013 13:19	<2.0 U ug/L	2.0 ug/L
81596	4-Methyl-2-pentanone (MIBK)	BP	N	8260B	07/10/2013 13:19	<5.0 U ug/L	5.0 ug/L
39175	Vinyl chloride	BP	N	8260B	07/10/2013 13:19	<1.0 U ug/L	1.0 ug/L
34301	Chlorobenzene	BP	N	8260B	07/10/2013 13:19	<1.0 U ug/L	1.0 ug/L
32102	Carbon tetrachloride	BP	N	8260B	07/10/2013 13:19	<1.0 U ug/L	1.0 ug/L

* Attach Laboratory Reports

PART III ANALYTICAL RESULTS

Facility GMS#:

Test Site ID #: 19337

Sample Date/Time: 06/27/2013 09:25AM

Report Period: 2013 / 2
Year / Qtr

Well Name: MW-2AR

Classification of Groundwater: G-II

Groundwater Elevation (NGVD):

or (MSL): 51.62

Well Purged (Y/N): Y

Well Type:
(X) Background
( ) Detection
( ) Compliance
( ) Other

Storet Code	Parameter Monitored	Sampling Method	Field Filtered (Y/N)	Analysis Method	Analysis Date/Time	* Analysis Result/Units		Detection Limit/Units
32106	Chloroform	BP	N	8260B	07/10/2013 13:19	<1.0 U	ug/L	1.0 ug/L
34311	Chloroethane	BP	N	8260B	07/10/2013 13:19	<2.0 U	ug/L	2.0 ug/L
32104	Bromoform	BP	N	8260B	07/10/2013 13:19	<1.0 U	ug/L	1.0 ug/L
32101	Bromodichloromethane	BP	N	8260B	07/10/2013 13:19	<1.0 U	ug/L	1.0 ug/L
77041	Carbon disulfide	BP	N	8260B	07/10/2013 13:19	<2.0 U	ug/L	2.0 ug/L
34413	Bromomethane	BP	N	8260B	07/10/2013 13:19	<2.0 U	ug/L	2.0 ug/L
1519	Gross Alpha	BP	N	9310	07/15/2013 17:57	1.56	pCi/L	3.00 pCi/L
82078	Field Turbidity	BP	N	Field Sampling	06/27/2013 07:25	3.75	NTU	-
082545	Groundwater Elevation	BP	N	Field Sampling	06/27/2013 07:25	51.62	ft/msl	-
000094	Field Conductivity	BP	N	Field Sampling	06/27/2013 07:25	25	umhos/cm	-
000299	Field Dissolved Oxygen	BP	N	Field Sampling	06/27/2013 07:25	4.3	mg/L	-
00010	Field Temperature	BP	N	Field Sampling	06/27/2013 07:25	27.4	Degrees C	-
000406	Field pH	BP	N	Field Sampling	06/27/2013 07:25	5.28	SU	-
00080	Color	BP	N	SM 2120B	06/28/2013 13:01	<5.0 U	PCU	5.0 PCU
70300	Total Dissolved Solids	BP	N	SM 2540C	07/03/2013 13:15	22	mg/L	10 mg/L

* Attach Laboratory Reports

PART III ANALYTICAL RESULTS

Facility GMS#:

Test Site ID #: 19880

Sample Date/Time: 06/27/2013 09:41AM

Report Period: 2013 / 2
Year / Qtr

Well Name: MW-FL2R

Classification of Groundwater: G-II

Groundwater Elevation (NGVD):

or (MSL): 51.91

Well Purged (Y/N): Y

Well Type:
( ) Background
( ) Detection
(X) Compliance
( ) Other

Storet Code	Parameter Monitored	Sampling Method	Field Filtered (Y/N)	Analysis Method	Analysis Date/Time	* Analysis Result/Units		Detection Limit/Units	
00620	Nitrate as N	BP	N	300.0	06/28/2013 15:57	0.35 I	mg/L	0.50	mg/L
00940	Chloride	BP	N	300.0	06/28/2013 15:57	5.0	mg/L	3.0	mg/L
000610	Ammonia as N	BP	N	350.1	07/10/2013 12:36	<0.10 U	mg/L	0.10	mg/L
001042	Copper	BP	N	6010B	07/02/2013 22:20	2.0 I	ug/L	15	ug/L
001051	Lead	BP	N	6010B	07/02/2013 22:20	<9.0 U	ug/L	9.0	ug/L
001034	Chromium	BP	N	6010B	07/02/2013 22:20	12	ug/L	10	ug/L
001037	Cobalt	BP	N	6010B	07/02/2013 22:20	<10 U	ug/L	10	ug/L
001147	Selenium	BP	N	6010B	07/02/2013 22:20	<15 U	ug/L	15	ug/L
001077	Silver	BP	N	6010B	07/02/2013 22:20	<10 U	ug/L	10	ug/L
001055	Manganese	BP	N	6010B	07/02/2013 22:20	1.1 I V	ug/L	10	ug/L
001067	Nickel	BP	N	6010B	07/02/2013 22:20	<40 U	ug/L	40	ug/L
001105	Aluminum	BP	N	6010B	07/03/2013 22:18	1100	ug/L	100	ug/L
001045	Iron	BP	N	6010B	07/03/2013 22:18	100	ug/L	100	ug/L
000929	Sodium	BP	N	6010B	07/03/2013 22:18	1.8	mg/L	1.0	mg/L
001092	Zinc	BP	N	6010B	07/02/2013 22:20	<20 U	ug/L	20	ug/L
001027	Cadmium	BP	N	6010B	07/02/2013 22:20	<5.0 U	ug/L	5.0	ug/L
001007	Barium	BP	N	6010B	07/02/2013 22:20	19 V	ug/L	10	ug/L
001087	Vanadium	BP	N	6010B	07/02/2013 22:20	14	ug/L	10	ug/L
001097	Antimony	BP	N	6020	07/03/2013 05:47	0.79 I	ug/L	2.0	ug/L
001002	Arsenic	BP	N	6020	07/03/2013 05:47	1.1 I	ug/L	5.0	ug/L
001059	Thallium	BP	N	6020	07/03/2013 05:47	<1.0 U	ug/L	1.0	ug/L
001012	Beryllium	BP	N	6020	07/03/2013 05:47	<1.0 U	ug/L	1.0	ug/L
71900	Mercury	BP	N	7470A	07/01/2013 18:54	<0.20 U	ug/L	0.20	ug/L
77651	1,2-Dibromoethane	BP	N	8011	07/02/2013 14:58	<0.020 U	ug/L	0.020	ug/L
38437	1,2-Dibromo-3-Chloropropane	BP	N	8011	07/02/2013 14:58	<0.020 U	ug/L	0.020	ug/L
34488	Trichlorofluoromethane	BP	N	8260B	07/10/2013 13:40	<2.0 U	ug/L	2.0	ug/L
77057	Vinyl acetate	BP	N	8260B	07/10/2013 13:40	<3.0 U	ug/L	3.0	ug/L
39175	Vinyl chloride	BP	N	8260B	07/10/2013 13:40	<1.0 U	ug/L	1.0	ug/L
49263	trans-1,4-Dichloro-2-butene	BP	N	8260B	07/10/2013 13:40	<3.0 U	ug/L	3.0	ug/L
34699	trans-1,3-Dichloropropene	BP	N	8260B	07/10/2013 13:40	<3.0 U	ug/L	3.0	ug/L
39180	Trichloroethene	BP	N	8260B	07/10/2013 13:40	<1.0 U	ug/L	1.0	ug/L
81551	Xylenes (total)	BP	N	8260B	07/10/2013 13:40	<2.0 U	ug/L	2.0	ug/L

* Attach Laboratory Reports

PART III ANALYTICAL RESULTS

Facility GMS#:

Test Site ID #: 19880

Sample Date/Time: 06/27/2013 09:41AM

Report Period: 2013 / 2
Year / Qtr

Well Name: MW-FL2R

Classification of Groundwater: G-II

Groundwater Elevation (NGVD):

or (MSL): 51.91

Well Purged (Y/N): Y

Well Type:
( ) Background
( ) Detection
(X) Compliance
( ) Other

Storet Code	Parameter Monitored	Sampling Method	Field Filtered (Y/N)	Analysis Method	Analysis Date/Time	* Analysis Result/Units	Detection Limit/Units
34301	Chlorobenzene	BP	N	8260B	07/10/2013 13:40	<1.0 U ug/L	1.0 ug/L
32102	Carbon tetrachloride	BP	N	8260B	07/10/2013 13:40	<1.0 U ug/L	1.0 ug/L
77041	Carbon disulfide	BP	N	8260B	07/10/2013 13:40	<2.0 U ug/L	2.0 ug/L
34418	Chloromethane	BP	N	8260B	07/10/2013 13:40	<2.0 U ug/L	2.0 ug/L
32106	Chloroform	BP	N	8260B	07/10/2013 13:40	<1.0 U ug/L	1.0 ug/L
34311	Chloroethane	BP	N	8260B	07/10/2013 13:40	<2.0 U ug/L	2.0 ug/L
77596	Dibromomethane	BP	N	8260B	07/10/2013 13:40	<1.0 U ug/L	1.0 ug/L
34371	Ethylbenzene	BP	N	8260B	07/10/2013 13:40	<1.0 U ug/L	1.0 ug/L
34704	cis-1,3-Dichloropropene	BP	N	8260B	07/10/2013 13:40	<1.0 U ug/L	1.0 ug/L
32105	Dibromochloromethane	BP	N	8260B	07/10/2013 13:40	<1.0 U ug/L	1.0 ug/L
77093	cis-1,2-Dichloroethene	BP	N	8260B	07/10/2013 13:40	<1.0 U ug/L	1.0 ug/L
77424	Iodomethane	BP	N	8260B	07/10/2013 13:40	<1.0 U ug/L	1.0 ug/L
34010	Toluene	BP	N	8260B	07/10/2013 13:40	<1.0 U ug/L	1.0 ug/L
34546	trans-1,2-Dichloroethene	BP	N	8260B	07/10/2013 13:40	<1.0 U ug/L	1.0 ug/L
34423	Methylene Chloride	BP	N	8260B	07/10/2013 13:40	<2.0 U ug/L	2.0 ug/L
77128	Styrene	BP	N	8260B	07/10/2013 13:40	<1.0 U ug/L	1.0 ug/L
34475	Tetrachloroethene	BP	N	8260B	07/10/2013 13:40	<1.0 U ug/L	1.0 ug/L
81595	2-Butanone (MEK)	BP	N	8260B	07/10/2013 13:40	<6.0 U ug/L	6.0 ug/L
77103	2-Hexanone	BP	N	8260B	07/10/2013 13:40	<5.0 U ug/L	5.0 ug/L
34571	1,4-Dichlorobenzene	BP	N	8260B	07/10/2013 13:40	<1.0 U ug/L	1.0 ug/L
34531	1,2-Dichloroethane	BP	N	8260B	07/10/2013 13:40	<1.0 U ug/L	1.0 ug/L
34541	1,2-Dichloropropane	BP	N	8260B	07/10/2013 13:40	<1.0 U ug/L	1.0 ug/L
78124	Benzene	BP	N	8260B	07/10/2013 13:40	<1.0 U ug/L	1.0 ug/L
73085	Bromochloromethane	BP	N	8260B	07/10/2013 13:40	<1.0 U ug/L	1.0 ug/L
34215	Acrylonitrile	BP	N	8260B	07/10/2013 13:40	<20 U ug/L	20 ug/L
81596	4-Methyl-2-pentanone (MIBK)	BP	N	8260B	07/10/2013 13:40	<5.0 U ug/L	5.0 ug/L
81552	Acetone	BP	N	8260B	07/10/2013 13:40	<20 U ug/L	20 ug/L
34506	1,1,1-Trichloroethane	BP	N	8260B	07/10/2013 13:40	<1.0 U ug/L	1.0 ug/L
34516	1,1,2,2-Tetrachloroethane	BP	N	8260B	07/10/2013 13:40	<1.0 U ug/L	1.0 ug/L
77562	1,1,1,2-Tetrachloroethane	BP	N	8260B	07/10/2013 13:40	<1.0 U ug/L	1.0 ug/L
34413	Bromomethane	BP	N	8260B	07/10/2013 13:40	<2.0 U ug/L	2.0 ug/L
32104	Bromoform	BP	N	8260B	07/10/2013 13:40	<1.0 U ug/L	1.0 ug/L

* Attach Laboratory Reports

PART III ANALYTICAL RESULTS

Facility GMS#:

Test Site ID #: 19880

Sample Date/Time: 06/27/2013 09:41AM

Report Period: 2013 / 2
Year / Qtr

Well Name: MW-FL2R

Classification of Groundwater: G-II

Groundwater Elevation (NGVD):

or (MSL): 51.91

Well Purged (Y/N): Y

Well Type:
( ) Background
( ) Detection
(X) Compliance
( ) Other

Storet Code	Parameter Monitored	Sampling Method	Field Filtered (Y/N)	Analysis Method	Analysis Date/Time	* Analysis Result/Units		Detection Limit/Units
32101	Bromodichloromethane	BP	N	8260B	07/10/2013 13:40	<1.0 U	ug/L	1.0 ug/L
77443	1,2,3-Trichloropropane	BP	N	8260B	07/10/2013 13:40	<2.5 U	ug/L	2.5 ug/L
34536	1,2-Dichlorobenzene	BP	N	8260B	07/10/2013 13:40	<1.0 U	ug/L	1.0 ug/L
34501	1,1-Dichloroethene	BP	N	8260B	07/10/2013 13:40	<1.0 U	ug/L	1.0 ug/L
34511	1,1,2-Trichloroethane	BP	N	8260B	07/10/2013 13:40	<1.0 U	ug/L	1.0 ug/L
34496	1,1-Dichloroethane	BP	N	8260B	07/10/2013 13:40	<1.0 U	ug/L	1.0 ug/L
1519	Gross Alpha	BP	N	9310	07/15/2013 17:57	<3.00 U	pCi/L	3.00 pCi/L
000406	Field pH	BP	N	Field Sampling	06/27/2013 07:41	9.76	SU	-
082545	Groundwater Elevation	BP	N	Field Sampling	06/27/2013 07:41	51.91	ft/msl	-
82078	Field Turbidity	BP	N	Field Sampling	06/27/2013 07:41	2.13	NTU	-
000299	Field Dissolved Oxygen	BP	N	Field Sampling	06/27/2013 07:41	2.0	mg/L	-
000094	Field Conductivity	BP	N	Field Sampling	06/27/2013 07:41	249	umhos/cm	-
00010	Field Temperature	BP	N	Field Sampling	06/27/2013 07:41	25.1	Degrees C	-
00080	Color	BP	N	SM 2120B	06/28/2013 13:01	<5.0 U	PCU	5.0 PCU
70300	Total Dissolved Solids	BP	N	SM 2540C	07/03/2013 13:15	99	mg/L	10 mg/L

* Attach Laboratory Reports

PART III ANALYTICAL RESULTS

Facility GMS#:

Test Site ID #: 19881

Sample Date/Time: 06/27/2013 08:49AM

Report Period: 2013 / 2
Year / Qtr

Well Name: MW-FL3

Classification of Groundwater: G-II

Groundwater Elevation (NGVD):

or (MSL): 50.21

Well Purged (Y/N): Y

Well Type:
( ) Background
( ) Detection
(X) Compliance
( ) Other

Storet Code	Parameter Monitored	Sampling Method	Field Filtered (Y/N)	Analysis Method	Analysis Date/Time	* Analysis Result/Units		Detection Limit/Units
00620	Nitrate as N	BP	N	300.0	06/28/2013 16:48	<0.50 U	mg/L	0.50 mg/L
00940	Chloride	BP	N	300.0	06/28/2013 16:48	9.8	mg/L	3.0 mg/L
000610	Ammonia as N	BP	N	350.1	07/10/2013 12:39	<0.10 U	mg/L	0.10 mg/L
001087	Vanadium	BP	N	6010B	07/02/2013 22:22	1.2 I	ug/L	10 ug/L
001077	Silver	BP	N	6010B	07/02/2013 22:22	<10 U	ug/L	10 ug/L
001147	Selenium	BP	N	6010B	07/02/2013 22:22	<15 U	ug/L	15 ug/L
001092	Zinc	BP	N	6010B	07/02/2013 22:22	<20 U	ug/L	20 ug/L
000929	Sodium	BP	N	6010B	07/03/2013 22:21	5.1	mg/L	1.0 mg/L
001045	Iron	BP	N	6010B	07/03/2013 22:21	150	ug/L	100 ug/L
001105	Aluminum	BP	N	6010B	07/03/2013 22:21	150	ug/L	100 ug/L
001067	Nickel	BP	N	6010B	07/02/2013 22:22	<40 U	ug/L	40 ug/L
001007	Barium	BP	N	6010B	07/02/2013 22:22	30 V	ug/L	10 ug/L
001027	Cadmium	BP	N	6010B	07/02/2013 22:22	<5.0 U	ug/L	5.0 ug/L
001034	Chromium	BP	N	6010B	07/02/2013 22:22	1.1 I	ug/L	10 ug/L
001037	Cobalt	BP	N	6010B	07/02/2013 22:22	<10 U	ug/L	10 ug/L
001055	Manganese	BP	N	6010B	07/02/2013 22:22	27	ug/L	10 ug/L
001051	Lead	BP	N	6010B	07/02/2013 22:22	<9.0 U	ug/L	9.0 ug/L
001042	Copper	BP	N	6010B	07/02/2013 22:22	<15 U	ug/L	15 ug/L
001059	Thallium	BP	N	6020	07/03/2013 05:50	0.054 I	ug/L	1.0 ug/L
001097	Antimony	BP	N	6020	07/03/2013 05:50	<2.0 U	ug/L	2.0 ug/L
001002	Arsenic	BP	N	6020	07/03/2013 05:50	0.65 I	ug/L	5.0 ug/L
001012	Beryllium	BP	N	6020	07/03/2013 05:50	<1.0 U	ug/L	1.0 ug/L
71900	Mercury	BP	N	7470A	07/01/2013 18:57	<0.20 U	ug/L	0.20 ug/L
77651	1,2-Dibromoethane	BP	N	8011	07/02/2013 15:19	<0.020 U	ug/L	0.020 ug/L
38437	1,2-Dibromo-3-Chloropropane	BP	N	8011	07/02/2013 15:19	<0.020 U	ug/L	0.020 ug/L
34704	cis-1,3-Dichloropropene	BP	N	8260B	07/10/2013 14:01	<1.0 U	ug/L	1.0 ug/L
77093	cis-1,2-Dichloroethene	BP	N	8260B	07/10/2013 14:01	<1.0 U	ug/L	1.0 ug/L
34418	Chloromethane	BP	N	8260B	07/10/2013 14:01	<2.0 U	ug/L	2.0 ug/L
77596	Dibromomethane	BP	N	8260B	07/10/2013 14:01	<1.0 U	ug/L	1.0 ug/L
32105	Dibromochloromethane	BP	N	8260B	07/10/2013 14:01	<1.0 U	ug/L	1.0 ug/L
32102	Carbon tetrachloride	BP	N	8260B	07/10/2013 14:01	<1.0 U	ug/L	1.0 ug/L
77041	Carbon disulfide	BP	N	8260B	07/10/2013 14:01	<2.0 U	ug/L	2.0 ug/L

* Attach Laboratory Reports

PART III ANALYTICAL RESULTS

Facility GMS#:

Test Site ID #: 19881

Sample Date/Time: 06/27/2013 08:49AM

Report Period: 2013 / 2
Year / Qtr

Well Name: MW-FL3

Classification of Groundwater: G-II

Groundwater Elevation (NGVD):

or (MSL): 50.21

Well Purged (Y/N): Y

Well Type:
( ) Background
( ) Detection
(X) Compliance
( ) Other

Storet Code	Parameter Monitored	Sampling Method	Field Filtered (Y/N)	Analysis Method	Analysis Date/Time	* Analysis Result/Units	Detection Limit/Units
34413	Bromomethane	BP	N	8260B	07/10/2013 14:01	<2.0 U ug/L	2.0 ug/L
32106	Chloroform	BP	N	8260B	07/10/2013 14:01	<1.0 U ug/L	1.0 ug/L
34311	Chloroethane	BP	N	8260B	07/10/2013 14:01	<2.0 U ug/L	2.0 ug/L
34301	Chlorobenzene	BP	N	8260B	07/10/2013 14:01	<1.0 U ug/L	1.0 ug/L
34699	trans-1,3-Dichloropropene	BP	N	8260B	07/10/2013 14:01	<3.0 U ug/L	3.0 ug/L
34546	trans-1,2-Dichloroethene	BP	N	8260B	07/10/2013 14:01	<1.0 U ug/L	1.0 ug/L
34010	Toluene	BP	N	8260B	07/10/2013 14:01	0.94 I ug/L	1.0 ug/L
34488	Trichlorofluoromethane	BP	N	8260B	07/10/2013 14:01	<2.0 U ug/L	2.0 ug/L
39180	Trichloroethene	BP	N	8260B	07/10/2013 14:01	<1.0 U ug/L	1.0 ug/L
49263	trans-1,4-Dichloro-2-butene	BP	N	8260B	07/10/2013 14:01	<3.0 U ug/L	3.0 ug/L
34423	Methylene Chloride	BP	N	8260B	07/10/2013 14:01	<2.0 U ug/L	2.0 ug/L
77424	Iodomethane	BP	N	8260B	07/10/2013 14:01	<1.0 U ug/L	1.0 ug/L
34371	Ethylbenzene	BP	N	8260B	07/10/2013 14:01	<1.0 U ug/L	1.0 ug/L
77057	Vinyl acetate	BP	N	8260B	07/10/2013 14:01	<3.0 U ug/L	3.0 ug/L
77128	Styrene	BP	N	8260B	07/10/2013 14:01	<1.0 U ug/L	1.0 ug/L
32104	Bromoform	BP	N	8260B	07/10/2013 14:01	<1.0 U ug/L	1.0 ug/L
34501	1,1-Dichloroethene	BP	N	8260B	07/10/2013 14:01	<1.0 U ug/L	1.0 ug/L
34496	1,1-Dichloroethane	BP	N	8260B	07/10/2013 14:01	<1.0 U ug/L	1.0 ug/L
34511	1,1,2-Trichloroethane	BP	N	8260B	07/10/2013 14:01	<1.0 U ug/L	1.0 ug/L
34536	1,2-Dichlorobenzene	BP	N	8260B	07/10/2013 14:01	<1.0 U ug/L	1.0 ug/L
77443	1,2,3-Trichloropropane	BP	N	8260B	07/10/2013 14:01	<2.5 U ug/L	2.5 ug/L
39175	Vinyl chloride	BP	N	8260B	07/10/2013 14:01	<1.0 U ug/L	1.0 ug/L
81551	Xylenes (total)	BP	N	8260B	07/10/2013 14:01	3.5 ug/L	2.0 ug/L
34475	Tetrachloroethene	BP	N	8260B	07/10/2013 14:01	<1.0 U ug/L	1.0 ug/L
34516	1,1,2,2-Tetrachloroethane	BP	N	8260B	07/10/2013 14:01	<1.0 U ug/L	1.0 ug/L
34506	1,1,1-Trichloroethane	BP	N	8260B	07/10/2013 14:01	<1.0 U ug/L	1.0 ug/L
77562	1,1,1,2-Tetrachloroethane	BP	N	8260B	07/10/2013 14:01	<1.0 U ug/L	1.0 ug/L
34215	Acrylonitrile	BP	N	8260B	07/10/2013 14:01	<20 U ug/L	20 ug/L
81552	Acetone	BP	N	8260B	07/10/2013 14:01	<20 U ug/L	20 ug/L
81596	4-Methyl-2-pentanone (MIBK)	BP	N	8260B	07/10/2013 14:01	<5.0 U ug/L	5.0 ug/L
32101	Bromodichloromethane	BP	N	8260B	07/10/2013 14:01	<1.0 U ug/L	1.0 ug/L
73085	Bromochloromethane	BP	N	8260B	07/10/2013 14:01	<1.0 U ug/L	1.0 ug/L

* Attach Laboratory Reports

PART III ANALYTICAL RESULTS

Facility GMS#:

Test Site ID #: 19881

Sample Date/Time: 06/27/2013 08:49AM

Report Period: 2013 / 2
Year / Qtr

Well Name: MW-FL3

Classification of Groundwater: G-II

Groundwater Elevation (NGVD):

or (MSL): 50.21

Well Purged (Y/N): Y

Well Type:
( ) Background
( ) Detection
(X) Compliance
( ) Other

Storet Code	Parameter Monitored	Sampling Method	Field Filtered (Y/N)	Analysis Method	Analysis Date/Time	* Analysis Result/Units		Detection Limit/Units
78124	Benzene	BP	N	8260B	07/10/2013 14:01	<1.0 U	ug/L	1.0 ug/L
34571	1,4-Dichlorobenzene	BP	N	8260B	07/10/2013 14:01	<1.0 U	ug/L	1.0 ug/L
34541	1,2-Dichloropropane	BP	N	8260B	07/10/2013 14:01	<1.0 U	ug/L	1.0 ug/L
34531	1,2-Dichloroethane	BP	N	8260B	07/10/2013 14:01	<1.0 U	ug/L	1.0 ug/L
77103	2-Hexanone	BP	N	8260B	07/10/2013 14:01	<5.0 U	ug/L	5.0 ug/L
81595	2-Butanone (MEK)	BP	N	8260B	07/10/2013 14:01	<6.0 U	ug/L	6.0 ug/L
1519	Gross Alpha	BP	N	9310	07/15/2013 17:57	3.54	pCi/L	3.00 pCi/L
00010	Field Temperature	BP	N	Field Sampling	06/27/2013 06:49	24.9	Degrees C	-
000406	Field pH	BP	N	Field Sampling	06/27/2013 06:49	7.00	SU	-
082545	Groundwater Elevation	BP	N	Field Sampling	06/27/2013 06:49	50.21	ft/msl	-
82078	Field Turbidity	BP	N	Field Sampling	06/27/2013 06:49	3.38	NTU	-
000094	Field Conductivity	BP	N	Field Sampling	06/27/2013 06:49	251	umhos/cm	-
000299	Field Dissolved Oxygen	BP	N	Field Sampling	06/27/2013 06:49	0.0	mg/L	-
00080	Color	BP	N	SM 2120B	06/28/2013 13:01	<5.0 U	PCU	5.0 PCU
70300	Total Dissolved Solids	BP	N	SM 2540C	07/03/2013 13:15	150	mg/L	10 mg/L

* Attach Laboratory Reports

PART III ANALYTICAL RESULTS

Facility GMS#:

Test Site ID #: 19336

Sample Date/Time: 06/27/2013 07:35AM

Report Period: 2013 / 2
Year / Qtr

Well Name: MW-1B

Classification of Groundwater: G-II

Groundwater Elevation (NGVD):

or (MSL): 53.95

Well Purged (Y/N): Y

Well Type:
(X) Background
( ) Detection
( ) Compliance
( ) Other

Storet Code	Parameter Monitored	Sampling Method	Field Filtered (Y/N)	Analysis Method	Analysis Date/Time	* Analysis Result/Units		Detection Limit/Units	
00620	Nitrate as N	BP	N	300.0	06/28/2013 17:04	0.087 I	mg/L	0.50	mg/L
00940	Chloride	BP	N	300.0	06/28/2013 17:04	6.8	mg/L	3.0	mg/L
000610	Ammonia as N	BP	N	350.1	07/10/2013 12:41	<0.10 U	mg/L	0.10	mg/L
001077	Silver	BP	N	6010B	07/02/2013 22:24	<10 U	ug/L	10	ug/L
001067	Nickel	BP	N	6010B	07/02/2013 22:24	<40 U	ug/L	40	ug/L
001055	Manganese	BP	N	6010B	07/02/2013 22:24	0.80 I V	ug/L	10	ug/L
001147	Selenium	BP	N	6010B	07/02/2013 22:24	<15 U	ug/L	15	ug/L
001087	Vanadium	BP	N	6010B	07/02/2013 22:24	<10 U	ug/L	10	ug/L
001045	Iron	BP	N	6010B	07/03/2013 22:23	<100 U	ug/L	100	ug/L
000929	Sodium	BP	N	6010B	07/03/2013 22:23	4.8	mg/L	1.0	mg/L
001092	Zinc	BP	N	6010B	07/02/2013 22:24	8.6 I	ug/L	20	ug/L
001105	Aluminum	BP	N	6010B	07/03/2013 22:23	<100 U	ug/L	100	ug/L
001051	Lead	BP	N	6010B	07/02/2013 22:24	<9.0 U	ug/L	9.0	ug/L
001027	Cadmium	BP	N	6010B	07/02/2013 22:24	<5.0 U	ug/L	5.0	ug/L
001007	Barium	BP	N	6010B	07/02/2013 22:24	10 V	ug/L	10	ug/L
001034	Chromium	BP	N	6010B	07/02/2013 22:24	<10 U	ug/L	10	ug/L
001042	Copper	BP	N	6010B	07/02/2013 22:24	1.5 I	ug/L	15	ug/L
001037	Cobalt	BP	N	6010B	07/02/2013 22:24	<10 U	ug/L	10	ug/L
001012	Beryllium	BP	N	6020	07/03/2013 05:53	<1.0 U	ug/L	1.0	ug/L
001059	Thallium	BP	N	6020	07/03/2013 05:53	<1.0 U	ug/L	1.0	ug/L
001002	Arsenic	BP	N	6020	07/03/2013 05:53	2.7 I	ug/L	5.0	ug/L
001097	Antimony	BP	N	6020	07/03/2013 05:53	<2.0 U	ug/L	2.0	ug/L
71900	Mercury	BP	N	7470A	07/01/2013 18:59	<0.20 U	ug/L	0.20	ug/L
38437	1,2-Dibromo-3-Chloropropane	BP	N	8011	07/02/2013 15:40	<0.020 U	ug/L	0.020	ug/L
77651	1,2-Dibromoethane	BP	N	8011	07/02/2013 15:40	<0.020 U	ug/L	0.020	ug/L
34531	1,2-Dichloroethane	BP	N	8260B	07/10/2013 14:22	<1.0 U	ug/L	1.0	ug/L
32104	Bromoform	BP	N	8260B	07/10/2013 14:22	<1.0 U	ug/L	1.0	ug/L
34541	1,2-Dichloropropane	BP	N	8260B	07/10/2013 14:22	<1.0 U	ug/L	1.0	ug/L
77103	2-Hexanone	BP	N	8260B	07/10/2013 14:22	<5.0 U	ug/L	5.0	ug/L
81595	2-Butanone (MEK)	BP	N	8260B	07/10/2013 14:22	<6.0 U	ug/L	6.0	ug/L
34571	1,4-Dichlorobenzene	BP	N	8260B	07/10/2013 14:22	<1.0 U	ug/L	1.0	ug/L
34536	1,2-Dichlorobenzene	BP	N	8260B	07/10/2013 14:22	<1.0 U	ug/L	1.0	ug/L

* Attach Laboratory Reports

PART III ANALYTICAL RESULTS

Facility GMS#:

Test Site ID #: 19336

Sample Date/Time: 06/27/2013 07:35AM

Report Period: 2013 / 2
Year / Qtr

Well Name: MW-1B

Classification of Groundwater: G-II

Groundwater Elevation (NGVD):

or (MSL): 53.95

Well Purged (Y/N): Y

Well Type:
(X) Background
( ) Detection
( ) Compliance
( ) Other

Storet Code	Parameter Monitored	Sampling Method	Field Filtered (Y/N)	Analysis Method	Analysis Date/Time	* Analysis Result/Units	Detection Limit/Units
34516	1,1,2,2-Tetrachloroethane	BP	N	8260B	07/10/2013 14:22	<1.0 U ug/L	1.0 ug/L
34506	1,1,1-Trichloroethane	BP	N	8260B	07/10/2013 14:22	<1.0 U ug/L	1.0 ug/L
77562	1,1,1,2-Tetrachloroethane	BP	N	8260B	07/10/2013 14:22	<1.0 U ug/L	1.0 ug/L
34511	1,1,2-Trichloroethane	BP	N	8260B	07/10/2013 14:22	<1.0 U ug/L	1.0 ug/L
77443	1,2,3-Trichloropropane	BP	N	8260B	07/10/2013 14:22	<2.5 U ug/L	2.5 ug/L
34501	1,1-Dichloroethene	BP	N	8260B	07/10/2013 14:22	<1.0 U ug/L	1.0 ug/L
34496	1,1-Dichloroethane	BP	N	8260B	07/10/2013 14:22	<1.0 U ug/L	1.0 ug/L
34475	Tetrachloroethene	BP	N	8260B	07/10/2013 14:22	<1.0 U ug/L	1.0 ug/L
77128	Styrene	BP	N	8260B	07/10/2013 14:22	<1.0 U ug/L	1.0 ug/L
34010	Toluene	BP	N	8260B	07/10/2013 14:22	<1.0 U ug/L	1.0 ug/L
34371	Ethylbenzene	BP	N	8260B	07/10/2013 14:22	<1.0 U ug/L	1.0 ug/L
77596	Dibromomethane	BP	N	8260B	07/10/2013 14:22	<1.0 U ug/L	1.0 ug/L
34423	Methylene Chloride	BP	N	8260B	07/10/2013 14:22	<2.0 U ug/L	2.0 ug/L
77424	Iodomethane	BP	N	8260B	07/10/2013 14:22	<1.0 U ug/L	1.0 ug/L
77057	Vinyl acetate	BP	N	8260B	07/10/2013 14:22	<3.0 U ug/L	3.0 ug/L
34488	Trichlorofluoromethane	BP	N	8260B	07/10/2013 14:22	<2.0 U ug/L	2.0 ug/L
81551	Xylenes (total)	BP	N	8260B	07/10/2013 14:22	<2.0 U ug/L	2.0 ug/L
39175	Vinyl chloride	BP	N	8260B	07/10/2013 14:22	<1.0 U ug/L	1.0 ug/L
34699	trans-1,3-Dichloropropene	BP	N	8260B	07/10/2013 14:22	<3.0 U ug/L	3.0 ug/L
34546	trans-1,2-Dichloroethene	BP	N	8260B	07/10/2013 14:22	<1.0 U ug/L	1.0 ug/L
39180	Trichloroethene	BP	N	8260B	07/10/2013 14:22	<1.0 U ug/L	1.0 ug/L
49263	trans-1,4-Dichloro-2-butene	BP	N	8260B	07/10/2013 14:22	<3.0 U ug/L	3.0 ug/L
34413	Bromomethane	BP	N	8260B	07/10/2013 14:22	<2.0 U ug/L	2.0 ug/L
32101	Bromodichloromethane	BP	N	8260B	07/10/2013 14:22	<1.0 U ug/L	1.0 ug/L
32102	Carbon tetrachloride	BP	N	8260B	07/10/2013 14:22	<1.0 U ug/L	1.0 ug/L
77041	Carbon disulfide	BP	N	8260B	07/10/2013 14:22	<2.0 U ug/L	2.0 ug/L
81552	Acetone	BP	N	8260B	07/10/2013 14:22	<20 U ug/L	20 ug/L
81596	4-Methyl-2-pentanone (MIBK)	BP	N	8260B	07/10/2013 14:22	<5.0 U ug/L	5.0 ug/L
78124	Benzene	BP	N	8260B	07/10/2013 14:22	<1.0 U ug/L	1.0 ug/L
34215	Acrylonitrile	BP	N	8260B	07/10/2013 14:22	<20 U ug/L	20 ug/L
34704	cis-1,3-Dichloropropene	BP	N	8260B	07/10/2013 14:22	<1.0 U ug/L	1.0 ug/L
77093	cis-1,2-Dichloroethene	BP	N	8260B	07/10/2013 14:22	<1.0 U ug/L	1.0 ug/L

* Attach Laboratory Reports

PART III ANALYTICAL RESULTS

Facility GMS#:

Test Site ID #: 19336

Sample Date/Time: 06/27/2013 07:35AM

Report Period: 2013 / 2
Year / Qtr

Well Name: MW-1B

Classification of Groundwater: G-II

Groundwater Elevation (NGVD):

or (MSL): 53.95

Well Purged (Y/N): Y

Well Type:
(X) Background
( ) Detection
( ) Compliance
( ) Other

Storet Code	Parameter Monitored	Sampling Method	Field Filtered (Y/N)	Analysis Method	Analysis Date/Time	* Analysis Result/Units		Detection Limit/Units
73085	Bromochloromethane	BP	N	8260B	07/10/2013 14:22	<1.0 U	ug/L	1.0 ug/L
32105	Dibromochloromethane	BP	N	8260B	07/10/2013 14:22	<1.0 U	ug/L	1.0 ug/L
32106	Chloroform	BP	N	8260B	07/10/2013 14:22	<1.0 U	ug/L	1.0 ug/L
34301	Chlorobenzene	BP	N	8260B	07/10/2013 14:22	<1.0 U	ug/L	1.0 ug/L
34311	Chloroethane	BP	N	8260B	07/10/2013 14:22	<2.0 U	ug/L	2.0 ug/L
34418	Chloromethane	BP	N	8260B	07/10/2013 14:22	<2.0 U	ug/L	2.0 ug/L
1519	Gross Alpha	BP	N	9310	07/15/2013 17:57	4.62	pCi/L	3.00 pCi/L
000406	Field pH	BP	N	Field Sampling	06/27/2013 05:35	7.62	SU	-
00010	Field Temperature	BP	N	Field Sampling	06/27/2013 05:35	23.8	Degrees C	-
82078	Field Turbidity	BP	N	Field Sampling	06/27/2013 05:35	1.29	NTU	-
082545	Groundwater Elevation	BP	N	Field Sampling	06/27/2013 05:35	53.95	ft/msl	-
000094	Field Conductivity	BP	N	Field Sampling	06/27/2013 05:35	178	umhos/cm	-
000299	Field Dissolved Oxygen	BP	N	Field Sampling	06/27/2013 05:35	0.7	mg/L	-
00080	Color	BP	N	SM 2120B	06/28/2013 13:01	<5.0 U	PCU	5.0 PCU
70300	Total Dissolved Solids	BP	N	SM 2540C	07/03/2013 17:50	110	mg/L	10 mg/L

* Attach Laboratory Reports

PART III ANALYTICAL RESULTS

Facility GMS#:

Test Site ID #: 19335

Sample Date/Time: 06/27/2013 08:07AM

Report Period: 2013 / 2
Year / Qtr

Well Name: MW-1A

Classification of Groundwater: G-II

Groundwater Elevation (NGVD):

or (MSL): 65.65

Well Purged (Y/N): Y

Well Type:
(X) Background
( ) Detection
( ) Compliance
( ) Other

Storet Code	Parameter Monitored	Sampling Method	Field Filtered (Y/N)	Analysis Method	Analysis Date/Time	* Analysis Result/Units		Detection Limit/Units
00620	Nitrate as N	BP	N	300.0	06/28/2013 18:12	11	mg/L	2.5 mg/L
00940	Chloride	BP	N	300.0	06/28/2013 17:21	13	mg/L	3.0 mg/L
000610	Ammonia as N	BP	N	350.1	07/10/2013 12:43	<0.10 U	mg/L	0.10 mg/L
001087	Vanadium	BP	N	6010B	07/02/2013 22:27	1.6 I	ug/L	10 ug/L
001077	Silver	BP	N	6010B	07/02/2013 22:27	<10 U	ug/L	10 ug/L
001147	Selenium	BP	N	6010B	07/02/2013 22:27	<15 U	ug/L	15 ug/L
001092	Zinc	BP	N	6010B	07/02/2013 22:27	<20 U	ug/L	20 ug/L
000929	Sodium	BP	N	6010B	07/03/2013 22:25	7.0	mg/L	1.0 mg/L
001045	Iron	BP	N	6010B	07/03/2013 22:25	98 I	ug/L	100 ug/L
001105	Aluminum	BP	N	6010B	07/03/2013 22:25	150	ug/L	100 ug/L
001067	Nickel	BP	N	6010B	07/02/2013 22:27	4.6 I	ug/L	40 ug/L
001034	Chromium	BP	N	6010B	07/02/2013 22:27	1.5 I	ug/L	10 ug/L
001027	Cadmium	BP	N	6010B	07/02/2013 22:27	<5.0 U	ug/L	5.0 ug/L
001007	Barium	BP	N	6010B	07/02/2013 22:27	23 V	ug/L	10 ug/L
001037	Cobalt	BP	N	6010B	07/02/2013 22:27	1.2 I	ug/L	10 ug/L
001055	Manganese	BP	N	6010B	07/02/2013 22:27	1.5 I V	ug/L	10 ug/L
001051	Lead	BP	N	6010B	07/02/2013 22:27	<9.0 U	ug/L	9.0 ug/L
001042	Copper	BP	N	6010B	07/02/2013 22:27	3.3 I	ug/L	15 ug/L
001002	Arsenic	BP	N	6020	07/03/2013 05:56	<5.0 U	ug/L	5.0 ug/L
001012	Beryllium	BP	N	6020	07/03/2013 05:56	<1.0 U	ug/L	1.0 ug/L
001059	Thallium	BP	N	6020	07/03/2013 05:56	<1.0 U	ug/L	1.0 ug/L
001097	Antimony	BP	N	6020	07/03/2013 05:56	<2.0 U	ug/L	2.0 ug/L
71900	Mercury	BP	N	7470A	07/01/2013 19:06	<0.20 U	ug/L	0.20 ug/L
38437	1,2-Dibromo-3-Chloropropane	BP	N	8011	07/02/2013 16:00	<0.020 U	ug/L	0.020 ug/L
77651	1,2-Dibromoethane	BP	N	8011	07/02/2013 16:00	<0.020 U	ug/L	0.020 ug/L
77596	Dibromomethane	BP	N	8260B	07/10/2013 14:43	<1.0 U	ug/L	1.0 ug/L
34371	Ethylbenzene	BP	N	8260B	07/10/2013 14:43	<1.0 U	ug/L	1.0 ug/L
34516	1,1,2,2-Tetrachloroethane	BP	N	8260B	07/10/2013 14:43	<1.0 U	ug/L	1.0 ug/L
34511	1,1,2-Trichloroethane	BP	N	8260B	07/10/2013 14:43	<1.0 U	ug/L	1.0 ug/L
34496	1,1-Dichloroethane	BP	N	8260B	07/10/2013 14:43	<1.0 U	ug/L	1.0 ug/L
32105	Dibromochloromethane	BP	N	8260B	07/10/2013 14:43	<1.0 U	ug/L	1.0 ug/L
77562	1,1,1,2-Tetrachloroethane	BP	N	8260B	07/10/2013 14:43	<1.0 U	ug/L	1.0 ug/L

* Attach Laboratory Reports

PART III ANALYTICAL RESULTS

Facility GMS#:

Test Site ID #: 19335

Sample Date/Time: 06/27/2013 08:07AM

Report Period: 2013 / 2
Year / Qtr

Well Name: MW-1A

Classification of Groundwater: G-II

Groundwater Elevation (NGVD):

or (MSL): 65.65

Well Purged (Y/N): Y

Well Type:
(X) Background
( ) Detection
( ) Compliance
( ) Other

Storet Code	Parameter Monitored	Sampling Method	Field Filtered (Y/N)	Analysis Method	Analysis Date/Time	* Analysis Result/Units	Detection Limit/Units
34506	1,1,1-Trichloroethane	BP	N	8260B	07/10/2013 14:43	<1.0 U ug/L	1.0 ug/L
77424	Iodomethane	BP	N	8260B	07/10/2013 14:43	<1.0 U ug/L	1.0 ug/L
34488	Trichlorofluoromethane	BP	N	8260B	07/10/2013 14:43	<2.0 U ug/L	2.0 ug/L
39180	Trichloroethene	BP	N	8260B	07/10/2013 14:43	<1.0 U ug/L	1.0 ug/L
49263	trans-1,4-Dichloro-2-butene	BP	N	8260B	07/10/2013 14:43	<3.0 U ug/L	3.0 ug/L
81551	Xylenes (total)	BP	N	8260B	07/10/2013 14:43	<2.0 U ug/L	2.0 ug/L
39175	Vinyl chloride	BP	N	8260B	07/10/2013 14:43	<1.0 U ug/L	1.0 ug/L
77057	Vinyl acetate	BP	N	8260B	07/10/2013 14:43	<3.0 U ug/L	3.0 ug/L
34699	trans-1,3-Dichloropropene	BP	N	8260B	07/10/2013 14:43	<3.0 U ug/L	3.0 ug/L
34475	Tetrachloroethene	BP	N	8260B	07/10/2013 14:43	<1.0 U ug/L	1.0 ug/L
77128	Styrene	BP	N	8260B	07/10/2013 14:43	<1.0 U ug/L	1.0 ug/L
34423	Methylene Chloride	BP	N	8260B	07/10/2013 14:43	<2.0 U ug/L	2.0 ug/L
34546	trans-1,2-Dichloroethene	BP	N	8260B	07/10/2013 14:43	<1.0 U ug/L	1.0 ug/L
34010	Toluene	BP	N	8260B	07/10/2013 14:43	<1.0 U ug/L	1.0 ug/L
34501	1,1-Dichloroethene	BP	N	8260B	07/10/2013 14:43	<1.0 U ug/L	1.0 ug/L
32101	Bromodichloromethane	BP	N	8260B	07/10/2013 14:43	<1.0 U ug/L	1.0 ug/L
73085	Bromochloromethane	BP	N	8260B	07/10/2013 14:43	<1.0 U ug/L	1.0 ug/L
34413	Bromomethane	BP	N	8260B	07/10/2013 14:43	<2.0 U ug/L	2.0 ug/L
32104	Bromoform	BP	N	8260B	07/10/2013 14:43	<1.0 U ug/L	1.0 ug/L
81552	Acetone	BP	N	8260B	07/10/2013 14:43	<20 U ug/L	20 ug/L
81596	4-Methyl-2-pentanone (MIBK)	BP	N	8260B	07/10/2013 14:43	<5.0 U ug/L	5.0 ug/L
78124	Benzene	BP	N	8260B	07/10/2013 14:43	<1.0 U ug/L	1.0 ug/L
34215	Acrylonitrile	BP	N	8260B	07/10/2013 14:43	<20 U ug/L	20 ug/L
34418	Chloromethane	BP	N	8260B	07/10/2013 14:43	<2.0 U ug/L	2.0 ug/L
32106	Chloroform	BP	N	8260B	07/10/2013 14:43	<1.0 U ug/L	1.0 ug/L
34704	cis-1,3-Dichloropropene	BP	N	8260B	07/10/2013 14:43	<1.0 U ug/L	1.0 ug/L
77093	cis-1,2-Dichloroethene	BP	N	8260B	07/10/2013 14:43	<1.0 U ug/L	1.0 ug/L
32102	Carbon tetrachloride	BP	N	8260B	07/10/2013 14:43	<1.0 U ug/L	1.0 ug/L
77041	Carbon disulfide	BP	N	8260B	07/10/2013 14:43	<2.0 U ug/L	2.0 ug/L
34311	Chloroethane	BP	N	8260B	07/10/2013 14:43	<2.0 U ug/L	2.0 ug/L
34301	Chlorobenzene	BP	N	8260B	07/10/2013 14:43	<1.0 U ug/L	1.0 ug/L
34531	1,2-Dichloroethane	BP	N	8260B	07/10/2013 14:43	<1.0 U ug/L	1.0 ug/L

* Attach Laboratory Reports

PART III ANALYTICAL RESULTS

Facility GMS#:

Test Site ID #: 19335

Sample Date/Time: 06/27/2013 08:07AM

Report Period: 2013 / 2
Year / Qtr

Well Name: MW-1A

Classification of Groundwater: G-II

Groundwater Elevation (NGVD):

or (MSL): 65.65

Well Purged (Y/N): Y

Well Type:
(X) Background
( ) Detection
( ) Compliance
( ) Other

Storet Code	Parameter Monitored	Sampling Method	Field Filtered (Y/N)	Analysis Method	Analysis Date/Time	* Analysis Result/Units		Detection Limit/Units
34536	1,2-Dichlorobenzene	BP	N	8260B	07/10/2013 14:43	<1.0 U	ug/L	1.0 ug/L
77443	1,2,3-Trichloropropane	BP	N	8260B	07/10/2013 14:43	<2.5 U	ug/L	2.5 ug/L
34541	1,2-Dichloropropane	BP	N	8260B	07/10/2013 14:43	<1.0 U	ug/L	1.0 ug/L
77103	2-Hexanone	BP	N	8260B	07/10/2013 14:43	<5.0 U	ug/L	5.0 ug/L
34571	1,4-Dichlorobenzene	BP	N	8260B	07/10/2013 14:43	<1.0 U	ug/L	1.0 ug/L
81595	2-Butanone (MEK)	BP	N	8260B	07/10/2013 14:43	<6.0 U	ug/L	6.0 ug/L
1519	Gross Alpha	BP	N	9310	07/15/2013 17:57	3.29	pCi/L	3.00 pCi/L
82078	Field Turbidity	BP	N	Field Sampling	06/27/2013 06:07	0.39	NTU	-
082545	Groundwater Elevation	BP	N	Field Sampling	06/27/2013 06:07	65.65	ft/msl	-
000299	Field Dissolved Oxygen	BP	N	Field Sampling	06/27/2013 06:07	0.6	mg/L	-
000094	Field Conductivity	BP	N	Field Sampling	06/27/2013 06:07	377	umhos/cm	-
000406	Field pH	BP	N	Field Sampling	06/27/2013 06:07	7.46	SU	-
00010	Field Temperature	BP	N	Field Sampling	06/27/2013 06:07	23.9	Degrees C	-
00080	Color	BP	N	SM 2120B	06/28/2013 13:01	<5.0 U	PCU	5.0 PCU
70300	Total Dissolved Solids	BP	N	SM 2540C	07/03/2013 17:50	260	mg/L	10 mg/L

* Attach Laboratory Reports

PART III ANALYTICAL RESULTS

Facility GMS#: _____

Test Site ID #: _____

Sample Date/Time: 06/27/2013 10:00AM

Report Period: 2013 / 2
Year / Qtr

Well Name: Equipment Blank

Classification of Groundwater: G-II

Groundwater Elevation (NGVD): _____

or (MSL): _____

Well Purged (Y/N): N

Well Type:
( ) Background
( ) Detection
( ) Compliance
(X) Other

Storet Code	Parameter Monitored	Sampling Method	Field Filtered (Y/N)	Analysis Method	Analysis Date/Time	* Analysis Result/Units		Detection Limit/Units
00620	Nitrate as N	Z	N	300.0	06/28/2013 17:38	<0.50 U	mg/L	0.50 mg/L
00940	Chloride	Z	N	300.0	06/28/2013 17:38	<3.0 U	mg/L	3.0 mg/L
000610	Ammonia as N	Z	N	350.1	07/10/2013 12:46	<0.10 U	mg/L	0.10 mg/L
001067	Nickel	Z	N	6010B	07/02/2013 22:29	<40 U	ug/L	40 ug/L
001077	Silver	Z	N	6010B	07/02/2013 22:29	<10 U	ug/L	10 ug/L
001147	Selenium	Z	N	6010B	07/02/2013 22:29	<15 U	ug/L	15 ug/L
001105	Aluminum	Z	N	6010B	07/03/2013 22:14	<100 U	ug/L	100 ug/L
001087	Vanadium	Z	N	6010B	07/02/2013 22:29	<10 U	ug/L	10 ug/L
000929	Sodium	Z	N	6010B	07/03/2013 22:14	0.19 I	mg/L	1.0 mg/L
001045	Iron	Z	N	6010B	07/03/2013 22:14	<100 U	ug/L	100 ug/L
001027	Cadmium	Z	N	6010B	07/02/2013 22:29	<5.0 U	ug/L	5.0 ug/L
001034	Chromium	Z	N	6010B	07/02/2013 22:29	<10 U	ug/L	10 ug/L
001092	Zinc	Z	N	6010B	07/02/2013 22:29	5.6 I	ug/L	20 ug/L
001007	Barium	Z	N	6010B	07/02/2013 22:29	3.6 I V	ug/L	10 ug/L
001051	Lead	Z	N	6010B	07/02/2013 22:29	<9.0 U	ug/L	9.0 ug/L
001055	Manganese	Z	N	6010B	07/02/2013 22:29	<10 U	ug/L	10 ug/L
001037	Cobalt	Z	N	6010B	07/02/2013 22:29	<10 U	ug/L	10 ug/L
001042	Copper	Z	N	6010B	07/02/2013 22:29	<15 U	ug/L	15 ug/L
001002	Arsenic	Z	N	6020	07/03/2013 05:59	<5.0 U	ug/L	5.0 ug/L
001097	Antimony	Z	N	6020	07/03/2013 05:59	<2.0 U	ug/L	2.0 ug/L
001059	Thallium	Z	N	6020	07/03/2013 05:59	<1.0 U	ug/L	1.0 ug/L
001012	Beryllium	Z	N	6020	07/03/2013 05:59	<1.0 U	ug/L	1.0 ug/L
71900	Mercury	Z	N	7470A	07/01/2013 19:08	<0.20 U	ug/L	0.20 ug/L
000406	Field pH	Z	N	Field Sampling	06/27/2013 08:00	6.81	SU	-
00010	Field Temperature	Z	N	Field Sampling	06/27/2013 08:00	27.2	Degrees C	-
82078	Field Turbidity	Z	N	Field Sampling	06/27/2013 08:00	0.01	NTU	-
000094	Field Conductivity	Z	N	Field Sampling	06/27/2013 08:00	1	umhos/cm	-
000299	Field Dissolved Oxygen	Z	N	Field Sampling	06/27/2013 08:00	3.3	mg/L	-
00080	Color	Z	N	SM 2120B	06/28/2013 13:01	<5.0 U	PCU	5.0 PCU
70300	Total Dissolved Solids	Z	N	SM 2540C	07/03/2013 17:50	6.0 I	mg/L	10 mg/L

* Attach Laboratory Reports

PART III ANALYTICAL RESULTS

Facility GMS#: _____

Test Site ID #: _____

Sample Date/Time: 06/27/2013 07:13AM

Report Period: 2013 / 2
Year / Qtr

Well Name: TRIP BLANK1

Classification of Groundwater: G-II

Groundwater Elevation (NGVD): _____

or (MSL): _____

Well Purged (Y/N): N

Well Type:
( ) Background
( ) Detection
( ) Compliance
(X) Other

Storet Code	Parameter Monitored	Sampling Method	Field Filtered (Y/N)	Analysis Method	Analysis Date/Time	* Analysis Result/Units	Detection Limit/Units
34704	cis-1,3-Dichloropropene	Z	N	8260B	07/10/2013 15:04	<1.0 U ug/L	1.0 ug/L
77093	cis-1,2-Dichloroethene	Z	N	8260B	07/10/2013 15:04	<1.0 U ug/L	1.0 ug/L
34418	Chloromethane	Z	N	8260B	07/10/2013 15:04	<2.0 U ug/L	2.0 ug/L
77596	Dibromomethane	Z	N	8260B	07/10/2013 15:04	<1.0 U ug/L	1.0 ug/L
32105	Dibromochloromethane	Z	N	8260B	07/10/2013 15:04	<1.0 U ug/L	1.0 ug/L
32102	Carbon tetrachloride	Z	N	8260B	07/10/2013 15:04	<1.0 U ug/L	1.0 ug/L
77041	Carbon disulfide	Z	N	8260B	07/10/2013 15:04	<2.0 U ug/L	2.0 ug/L
34413	Bromomethane	Z	N	8260B	07/10/2013 15:04	<2.0 U ug/L	2.0 ug/L
32106	Chloroform	Z	N	8260B	07/10/2013 15:04	<1.0 U ug/L	1.0 ug/L
34311	Chloroethane	Z	N	8260B	07/10/2013 15:04	<2.0 U ug/L	2.0 ug/L
34301	Chlorobenzene	Z	N	8260B	07/10/2013 15:04	<1.0 U ug/L	1.0 ug/L
34699	trans-1,3-Dichloropropene	Z	N	8260B	07/10/2013 15:04	<3.0 U ug/L	3.0 ug/L
34546	trans-1,2-Dichloroethene	Z	N	8260B	07/10/2013 15:04	<1.0 U ug/L	1.0 ug/L
34010	Toluene	Z	N	8260B	07/10/2013 15:04	<1.0 U ug/L	1.0 ug/L
34488	Trichlorofluoromethane	Z	N	8260B	07/10/2013 15:04	<2.0 U ug/L	2.0 ug/L
39180	Trichloroethene	Z	N	8260B	07/10/2013 15:04	<1.0 U ug/L	1.0 ug/L
49263	trans-1,4-Dichloro-2-butene	Z	N	8260B	07/10/2013 15:04	<3.0 U ug/L	3.0 ug/L
34423	Methylene Chloride	Z	N	8260B	07/10/2013 15:04	<2.0 U ug/L	2.0 ug/L
77424	Iodomethane	Z	N	8260B	07/10/2013 15:04	<1.0 U ug/L	1.0 ug/L
34371	Ethylbenzene	Z	N	8260B	07/10/2013 15:04	<1.0 U ug/L	1.0 ug/L
34475	Tetrachloroethene	Z	N	8260B	07/10/2013 15:04	<1.0 U ug/L	1.0 ug/L
77128	Styrene	Z	N	8260B	07/10/2013 15:04	<1.0 U ug/L	1.0 ug/L
32104	Bromoform	Z	N	8260B	07/10/2013 15:04	<1.0 U ug/L	1.0 ug/L
34501	1,1-Dichloroethene	Z	N	8260B	07/10/2013 15:04	<1.0 U ug/L	1.0 ug/L
34496	1,1-Dichloroethane	Z	N	8260B	07/10/2013 15:04	<1.0 U ug/L	1.0 ug/L
34511	1,1,2-Trichloroethane	Z	N	8260B	07/10/2013 15:04	<1.0 U ug/L	1.0 ug/L
34536	1,2-Dichlorobenzene	Z	N	8260B	07/10/2013 15:04	<1.0 U ug/L	1.0 ug/L
77443	1,2,3-Trichloropropane	Z	N	8260B	07/10/2013 15:04	<2.5 U ug/L	2.5 ug/L
77057	Vinyl acetate	Z	N	8260B	07/10/2013 15:04	<3.0 U ug/L	3.0 ug/L
81551	Xylenes (total)	Z	N	8260B	07/10/2013 15:04	<2.0 U ug/L	2.0 ug/L
39175	Vinyl chloride	Z	N	8260B	07/10/2013 15:04	<1.0 U ug/L	1.0 ug/L
34516	1,1,2,2-Tetrachloroethane	Z	N	8260B	07/10/2013 15:04	<1.0 U ug/L	1.0 ug/L

* Attach Laboratory Reports

PART III ANALYTICAL RESULTS

Facility GMS#: _____

Test Site ID #: _____

Sample Date/Time: 06/27/2013 07:13AM

Report Period: 2013 / 2
Year / Qtr

Well Name: TRIP BLANK1

Classification of Groundwater: G-II

Groundwater Elevation (NGVD): _____

or (MSL): _____

Well Purged (Y/N): N

Well Type:
( ) Background
( ) Detection
( ) Compliance
(X) Other

Storet Code	Parameter Monitored	Sampling Method	Field Filtered (Y/N)	Analysis Method	Analysis Date/Time	* Analysis Result/Units	Detection Limit/Units
34506	1,1,1-Trichloroethane	Z	N	8260B	07/10/2013 15:04	<1.0 U ug/L	1.0 ug/L
77562	1,1,1,2-Tetrachloroethane	Z	N	8260B	07/10/2013 15:04	<1.0 U ug/L	1.0 ug/L
34215	Acrylonitrile	Z	N	8260B	07/10/2013 15:04	<20 U ug/L	20 ug/L
81552	Acetone	Z	N	8260B	07/10/2013 15:04	<20 U ug/L	20 ug/L
81596	4-Methyl-2-pentanone (MIBK)	Z	N	8260B	07/10/2013 15:04	<5.0 U ug/L	5.0 ug/L
32101	Bromodichloromethane	Z	N	8260B	07/10/2013 15:04	<1.0 U ug/L	1.0 ug/L
73085	Bromochloromethane	Z	N	8260B	07/10/2013 15:04	<1.0 U ug/L	1.0 ug/L
78124	Benzene	Z	N	8260B	07/10/2013 15:04	<1.0 U ug/L	1.0 ug/L
34571	1,4-Dichlorobenzene	Z	N	8260B	07/10/2013 15:04	<1.0 U ug/L	1.0 ug/L
34541	1,2-Dichloropropane	Z	N	8260B	07/10/2013 15:04	<1.0 U ug/L	1.0 ug/L
34531	1,2-Dichloroethane	Z	N	8260B	07/10/2013 15:04	<1.0 U ug/L	1.0 ug/L
77103	2-Hexanone	Z	N	8260B	07/10/2013 15:04	<5.0 U ug/L	5.0 ug/L
81595	2-Butanone (MEK)	Z	N	8260B	07/10/2013 15:04	<6.0 U ug/L	6.0 ug/L

* Attach Laboratory Reports

Login Sample Receipt Checklist

Client: Waste Management

Job Number: 280-43807-1

Login Number: 43807

List Source: TestAmerica Denver

List Number: 1

Creator: Branda, Alex N

Question	Answer	Comment
Radioactivity either was not measured or, if measured, is at or below background	True	
The cooler's custody seal, if present, is intact.	True	
The cooler or samples do not appear to have been compromised or tampered with.	True	
Samples were received on ice.	True	
Cooler Temperature is acceptable.	True	
Cooler Temperature is recorded.	True	
COC is present.	True	
COC is filled out in ink and legible.	True	
COC is filled out with all pertinent information.	True	
Is the Field Sampler's name present on COC?	True	
There are no discrepancies between the sample IDs on the containers and the COC.	True	
Samples are received within Holding Time.	True	
Sample containers have legible labels.	True	
Containers are not broken or leaking.	True	
Sample collection date/times are provided.	True	
Appropriate sample containers are used.	True	
Sample bottles are completely filled.	True	
Sample Preservation Verified	N/A	
There is sufficient vol. for all requested analyses, incl. any requested MS/MSDs	True	
VOA sample vials do not have headspace or bubble is <6mm (1/4") in diameter.	True	
If necessary, staff have been informed of any short hold time or quick TAT needs	True	
Multiphasic samples are not present.	True	
Samples do not require splitting or compositing.	True	
Sampling Company provided.	True	
Samples received within 48 hours of sampling.	True	
Samples requiring field filtration have been filtered in the field.	N/A	
Chlorine Residual checked.	N/A	

Login Sample Receipt Checklist

Client: Waste Management

Job Number: 280-43807-1

Login Number: 43807
List Number: 1
Creator: McNairy, Jason A

List Source: TestAmerica St. Louis
List Creation: 06/28/13 12:08 PM

Question	Answer	Comment
Radioactivity wasn't checked or is </= background as measured by a survey meter.	True	
The cooler's custody seal, if present, is intact.	True	
Sample custody seals, if present, are intact.	N/A	
The cooler or samples do not appear to have been compromised or tampered with.	True	
Samples were received on ice.	False	
Cooler Temperature is acceptable.	True	
Cooler Temperature is recorded.	True	19
COC is present.	True	
COC is filled out in ink and legible.	True	
COC is filled out with all pertinent information.	True	
Is the Field Sampler's name present on COC?	N/A	
There are no discrepancies between the containers received and the COC.	True	
Samples are received within Holding Time.	True	
Sample containers have legible labels.	True	
Containers are not broken or leaking.	True	
Sample collection date/times are provided.	True	
Appropriate sample containers are used.	True	
Sample bottles are completely filled.	True	
Sample Preservation Verified.	True	
There is sufficient vol. for all requested analyses, incl. any requested MS/MSDs	True	
Containers requiring zero headspace have no headspace or bubble is <6mm (1/4").	N/A	
Multiphasic samples are not present.	True	
Samples do not require splitting or compositing.	True	
Residual Chlorine Checked.	N/A	

Login Sample Receipt Checklist

Client: Waste Management

Job Number: 280-43807-1

Login Number: 43853

List Source: TestAmerica Denver

List Number: 1

Creator: Bindel, Aaron M

Question	Answer	Comment
Radioactivity either was not measured or, if measured, is at or below background	True	
The cooler's custody seal, if present, is intact.	True	
The cooler or samples do not appear to have been compromised or tampered with.	True	
Samples were received on ice.	True	
Cooler Temperature is acceptable.	True	
Cooler Temperature is recorded.	True	
COC is present.	True	
COC is filled out in ink and legible.	True	
COC is filled out with all pertinent information.	True	
Is the Field Sampler's name present on COC?	True	
There are no discrepancies between the sample IDs on the containers and the COC.	True	
Samples are received within Holding Time.	True	
Sample containers have legible labels.	True	
Containers are not broken or leaking.	True	
Sample collection date/times are provided.	True	
Appropriate sample containers are used.	True	
Sample bottles are completely filled.	True	
Sample Preservation Verified	True	
There is sufficient vol. for all requested analyses, incl. any requested MS/MSDs	True	
VOA sample vials do not have headspace or bubble is <6mm (1/4") in diameter.	True	
If necessary, staff have been informed of any short hold time or quick TAT needs	True	
Multiphasic samples are not present.	True	
Samples do not require splitting or compositing.	True	
Sampling Company provided.	True	
Samples received within 48 hours of sampling.	True	
Samples requiring field filtration have been filtered in the field.	True	
Chlorine Residual checked.	N/A	

Login Sample Receipt Checklist

Client: Waste Management

Job Number: 280-43807-1

Login Number: 43853
List Number: 1
Creator: Clarke, Jill C

List Source: TestAmerica St. Louis
List Creation: 07/02/13 10:55 AM

Question	Answer	Comment
Radioactivity wasn't checked or is </= background as measured by a survey meter.	True	
The cooler's custody seal, if present, is intact.	True	
Sample custody seals, if present, are intact.	N/A	
The cooler or samples do not appear to have been compromised or tampered with.	True	
Samples were received on ice.	False	
Cooler Temperature is acceptable.	True	
Cooler Temperature is recorded.	True	21, 21
COC is present.	True	
COC is filled out in ink and legible.	True	
COC is filled out with all pertinent information.	True	
Is the Field Sampler's name present on COC?	False	
There are no discrepancies between the containers received and the COC.	True	
Samples are received within Holding Time.	True	
Sample containers have legible labels.	True	
Containers are not broken or leaking.	True	
Sample collection date/times are provided.	True	
Appropriate sample containers are used.	True	
Sample bottles are completely filled.	True	
Sample Preservation Verified.	True	
There is sufficient vol. for all requested analyses, incl. any requested MS/MSDs	True	
Containers requiring zero headspace have no headspace or bubble is <6mm (1/4").	N/A	
Multiphasic samples are not present.	True	
Samples do not require splitting or compositing.	True	
Residual Chlorine Checked.	N/A	

PROFESSIONAL TECHNICAL SUPPORT SERVICES, INC.
Atlanta (770) 723-9229
Baton Rouge (504) 293-0136
Jacksonville (904) 693-2177
Houston (208) 441-7696
Pittsburgh (412) 746-8823

FACILITY NAME: VISTA

PTH TO WATER
EASUREMENTS

DATE: 6-26-13

MONITORING LOCATION	DEPTH TO WATER (ft TOC)
MW-FL1	42.43
MW-03A	42.16
MW-03B	42.34
MW-05A	27.59
MW-05B	31.02
MW-04A	32.25
MW-04B	32.35
MW-07A	44.12
MW-07B	56.78
MW-06AR	52.82
MW-06BR	52.69
MW-08R	46.61
MW-FL2	34.94
MW-02AR	35.61
MW-02B	38.20
MW-FL3	47.25
MW-1	23.45

MONITORING LOCATION	DEPTH TO WATER (ft TOC)
MW-01A	55.46
MW-01B	44.00

WELL CONDITION SUMMARY

Site: VISTA

Personnel: DAN ARMOUR / BEN RAMJEAWAN

Date: 6-26-13

Page 1 of 2

Well ID	Protective Casing	Well Casing	Label	Lock	Sample Equipment Type	General Turbidity	Well Yield	Comments/Observations
MW-FL1	☒ OK ☐ Damaged	☒ OK ☐ Damaged	☒ OK ☐ Inadequate	☒ Yes ☐ No	DEDICATED BLADDER PUMP	☒ Clear ☐ Turbid	☒ OK ☐ Inadequate	
MW-FL2	☒ OK ☐ Damaged	☒ OK ☐ Damaged	☒ OK ☐ Inadequate	☒ Yes ☐ No	"	☒ Clear ☐ Turbid	☒ OK ☐ Inadequate	
MW-FL3	☒ OK ☐ Damaged	☒ OK ☐ Damaged	☒ OK ☐ Inadequate	☒ Yes ☐ No	"	☒ Clear ☐ Turbid	☒ OK ☐ Inadequate	
MW-01A	☒ OK ☐ Damaged	☒ OK ☐ Damaged	☒ OK ☐ Inadequate	☒ Yes ☐ No	"	☒ Clear ☐ Turbid	☒ OK ☐ Inadequate	
MW-01B	☒ OK ☐ Damaged	☒ OK ☐ Damaged	☒ OK ☐ Inadequate	☒ Yes ☐ No	"	☒ Clear ☐ Turbid	☒ OK ☐ Inadequate	
MW-02AR	☒ OK ☐ Damaged	☒ OK ☐ Damaged	☒ OK ☐ Inadequate	☒ Yes ☐ No	"	☒ Clear ☐ Turbid	☒ OK ☐ Inadequate	
MW-02B	☒ OK ☐ Damaged	☒ OK ☐ Damaged	☒ OK ☐ Inadequate	☒ Yes ☐ No	"	☒ Clear ☐ Turbid	☒ OK ☐ Inadequate	
MW-03A	☒ OK ☐ Damaged	☒ OK ☐ Damaged	☒ OK ☐ Inadequate	☒ Yes ☐ No	"	☒ Clear ☐ Turbid	☒ OK ☐ Inadequate	
MW-03B	☒ OK ☐ Damaged	☒ OK ☐ Damaged	☒ OK ☐ Inadequate	☒ Yes ☐ No	"	☒ Clear ☐ Turbid	☒ OK ☐ Inadequate	
MW-04A	☒ OK ☐ Damaged	☒ OK ☐ Damaged	☒ OK ☐ Inadequate	☒ Yes ☐ No	"	☒ Clear ☐ Turbid	☒ OK ☐ Inadequate	

* Note ponding water, weep holes, or any other information pertaining to well condition. Provide additional details on listed items.
Return this form to site manager and/or Complaince Manager/Engineer

WELL CONDITION SUMMARY

Site: VISTA

Personnel: DAN ARMOUR / BEN RAMJEAWAN

Date: 6-26-13

Page 2 of 2

Well ID	Protective Casing	Well Casing	Label	Lock	Sample Equipment Type	General Turbidity	Well Yield	Comments/Observations*
MW-04B	☒ OK ☐ Damaged	☐ OK ☒ Damaged	☒ OK ☐ Inadequate	☒ Yes ☐ No	DEDICATED BLADDER PUMP	☒ Clear ☐ Turbid	☒ OK ☐ Inadequate	BROKEN HINGE
MW-05A	☒ OK ☐ Damaged	☒ OK ☐ Damaged	☒ OK ☐ Inadequate	☒ Yes ☐ No	"	☒ Clear ☐ Turbid	☒ OK ☐ Inadequate	
MW-05B	☒ OK ☐ Damaged	☒ OK ☐ Damaged	☒ OK ☐ Inadequate	☒ Yes ☐ No	"	☒ Clear ☐ Turbid	☒ OK ☐ Inadequate	
MW-06AR	☒ OK ☐ Damaged	☒ OK ☐ Damaged	☒ OK ☐ Inadequate	☒ Yes ☐ No	"	☒ Clear ☐ Turbid	☒ OK ☐ Inadequate	
MW-06BR	☒ OK ☐ Damaged	☒ OK ☐ Damaged	☒ OK ☐ Inadequate	☒ Yes ☐ No	"	☒ Clear ☐ Turbid	☒ OK ☐ Inadequate	
MW-07A	☒ OK ☐ Damaged	☒ OK ☐ Damaged	☒ OK ☐ Inadequate	☒ Yes ☐ No	"	☒ Clear ☐ Turbid	☒ OK ☐ Inadequate	
MW-07B	☒ OK ☐ Damaged	☒ OK ☐ Damaged	☒ OK ☐ Inadequate	☒ Yes ☐ No	"	☒ Clear ☐ Turbid	☒ OK ☐ Inadequate	
MW-08R	☒ OK ☐ Damaged	☒ OK ☐ Damaged	☒ OK ☐ Inadequate	☒ Yes ☐ No	NON DEDICATED BLADDER PUMP	☒ Clear ☐ Turbid	☒ OK ☐ Inadequate	
	☐ OK ☐ Damaged	☐ OK ☐ Damaged	☐ OK ☐ Inadequate	☐ Yes ☐ No		☐ Clear ☐ Turbid	☐ OK ☐ Inadequate	
	☐ OK ☐ Damaged	☐ OK ☐ Damaged	☐ OK ☐ Inadequate	☐ Yes ☐ No		☐ Clear ☐ Turbid	☐ OK ☐ Inadequate	

* Note ponding water, weep holes, or any other information pertaining to well condition. Provide additional details on listed items.
Return this form to site manager and/or Complaince Manager/Engineer

Form FD 9000-24

GROUNDWATER SAMPLING LOG

SITE NAME: VISTA		SITE LOCATION: APOPKA, FL	
WELL NO: EQUIPMENT BLANK	SAMPLE ID:		DATE: 6-27-13

PURGING DATA

WELL DIAMETER (inches): NA	TUBING DIAMETER (inches): NA	WELL SCREEN INTERVAL DEPTH: — feet to — feet	STATIC DEPTH TO WATER (feet): NA	PURGE PUMP TYPE OR BAILER: NA
WELL ELEVATION TOC (ft NGVD): NA		GROUNDWATER ELEVATION (ft NGVD): NA		

WELL VOLUME PURGE: 1 WELL VOLUME = (TOTAL WELL DEPTH – STATIC DEPTH TO WATER) X WELL CAPACITY
(only fill out if applicable)
= (feet – feet) X gallons/foot = gallons

EQUIPMENT VOLUME PURGE: 1 EQUIPMENT VOL. = PUMP VOLUME + (TUBING CAPACITY X TUBING LENGTH) + FLOW CELL VOLUME
(only fill out if applicable)
= gallons + (gallons/foot X feet) + gallons = gallons

INITIAL PUMP OR TUBING DEPTH IN WELL (feet): NA	FINAL PUMP OR TUBING DEPTH IN WELL (feet): NA	PURGING INITIATED AT: NA	PURGING ENDED AT: NA	TOTAL VOLUME PURGED (gallons) NA

TIME	VOLUME PURGED (gallons)	CUMUL. VOLUME PURGED (gallons)	PURGE RATE (gpm)	DEPTH TO WATER (feet)	pH (standard units)	TEMP. (°C)	COND. (circle units) µmhos/cm or µS/cm	DISSOLVED OXYGEN (circle units) mg/L or % saturation	TURBIDITY (NTUs)	ORP (mV)	COLOR	ODOR
1000	NA	NA	NA	NA	6.81	27.2	1	3.3	0.01	78	NONE	

WELL CAPACITY (Gallons Per Foot): 0.75" = 0.02; 1" = 0.04; 1.25" = 0.06; 2" = 0.16; 3" = 0.37; 4" = 0.65; 5" = 1.02; 6" = 1.47; 12" = 5.88
TUBING INSIDE DIA. CAPACITY (Gal./Ft.): 1/8" = 0.0006; 3/16" = 0.0014; 1/4" = 0.0026; 5/16" = 0.004; 3/8" = 0.006; 1/2" = 0.010; 5/8" = 0.016

PURGING EQUIPMENT CODES: B = Bailer; BP = Bladder Pump; ESP = Electric Submersible Pump; PP = Peristaltic Pump; O = Other (Specify

SAMPLING DATA

SAMPLED BY (PRINT) / AFFILIATION: PAN ARMOUR BEN RAMZEAWAN / PRO-TECH	SAMPLER(S) SIGNATURE(S):	SAMPLING INITIATED AT: 1000	SAMPLING ENDED AT: NR
PUMP OR TUBING DEPTH IN WELL (feet): NA	TUBING MATERIAL CODE: NA	FIELD-FILTERED: Y (N) µm Filtration Equipment Type:	FILTER SIZE:
FIELD DECONTAMINATION: PUMP Y N NA TUBING Y N (replaced)		DUPLICATE: Y (N)	

SAMPLE CONTAINER SPECIFICATION				SAMPLE PRESERVATION			INTENDED ANALYSIS AND/OR METHOD	SAMPLE PUMP FLOW RATE (mL per minute)	SAMPLING EQUIPMENT CODE
SAMPLE ID CODE	# CONTAINERS	MATERIAL CODE	VOLUME	PRESERVATIVE USED	TOTAL VOL ADDED IN FIELD (mL)	FINAL pH			
	1	PE	1 l	—	—	NM	G-CHEM	—	—
	1	PE	500 ml	HNO3	—	1	METALS	—	—
	1	AG	500 ml	H2SO4	—	1	NH3	—	—

REMARKS:
Sheen Present: YES (NO) EB COMPLETED WITH D.I. H_2O WATER PROVIDED BY TEST AMERICA

MATERIAL CODES: AG = Amber Glass; CG = Clear Glass; PE = Polyethylene; PP = Polypropylene; S = Silicone; T = Teflon; O = Other (Specify)

SAMPLING EQUIPMENT CODES: APP = After Peristaltic Pump; B = Bailer; BP = Bladder Pump; ESP = Electric Submersible Pump; RFPP = Reverse Flow Peristaltic Pump, SM = Straw Method (Tubing Gravity Drain); O = Other (Specify)

NOTES: 1. The above do not constitute all of the information required by Chapter 62-160, F.A.C.
2. STABILIZATION CRITERIA FOR RANGE OF VARIATION OF LAST THREE CONSECUTIVE READINGS (SEE FS 2212, SECTION 3)
pH: ± 0.2 units Temperature: ± 0.2 °C Specific Conductance: ± 5% Dissolved Oxygen: all readings ≤ 20% saturation (see Table FS 2200-2). optionally, ± 0.2 mg/L or ± 10% (whichever is greater) Turbidity: all readings ≤ 20 NTU; optionally ± 5 NTU or ± 10% (whichever is greater)

Form FD 9000-24

GROUNDWATER SAMPLING LOG

SITE NAME: VISTA		SITE LOCATION: APOPKA, FL	
WELL NO: MW-01B	SAMPLE ID:		DATE: 6-27-13

PURGING DATA

WELL DIAMETER (inches): 2	TUBING DIAMETER (inches): 3/8	WELL SCREEN INTERVAL DEPTH: 86.78 feet to 96.78 feet	STATIC DEPTH TO WATER (feet): 43.88	PURGE PUMP TYPE OR BAILER: BP
WELL ELEVATION TOC (ft NGVD): 109.53		GROUNDWATER ELEVATION (ft NGVD): 65.65		

WELL VOLUME PURGE: 1 WELL VOLUME = (TOTAL WELL DEPTH – STATIC DEPTH TO WATER) X WELL CAPACITY
(only fill out if applicable)
= (feet – feet) X gallons/foot = gallons

EQUIPMENT VOLUME PURGE: 1 EQUIPMENT VOL. = PUMP VOLUME + (TUBING CAPACITY X TUBING LENGTH) + FLOW CELL VOLUME
(only fill out if applicable)
= 0.3 gallons + (0.006 gallons/foot X 96.78 feet) + 0.05 gallons = 0.93 gallons

INITIAL PUMP OR TUBING DEPTH IN WELL (feet): 91.78	FINAL PUMP OR TUBING DEPTH IN WELL (feet): 91.78	PURGING INITIATED AT: 0745	PURGING ENDED AT: 0806	TOTAL VOLUME PURGED (gallons) 5.25

TIME	VOLUME PURGED (gallons)	CUMUL. VOLUME PURGED (gallons)	PURGE RATE (gpm)	DEPTH TO WATER (feet)	pH (standard units)	TEMP. (°C)	COND. (circle units) µmhos/cm or µS/cm	DISSOLVED OXYGEN (circle units) mg/L or % saturation	TURBIDITY (NTUs)	ORP (mV)	COLOR	ODOR
0754	2.25	2.25	0.25	48.72	7.46	23.8	376	0.6	0.44	83		
0758	1.00	3.25	0.25	48.72	7.46	23.8	376	0.5	0.45	83		
0802	1.00	4.25	0.25	48.72	7.46	23.9	378	0.6	0.39	84		
0806	1.00	5.25	0.25	48.72	7.46	23.9	377	0.6	0.39	84	NONE	

WELL CAPACITY (Gallons Per Foot): 0.75" = 0.02; 1" = 0.04; 1.25" = 0.06; 2" = 0.16; 3" = 0.37; 4" = 0.65; 5" = 1.02; 6" = 1.47; 12" = 5.88
TUBING INSIDE DIA. CAPACITY (Gal./Ft.): 1/8" = 0.0006; 3/16" = 0.0014; 1/4" = 0.0026; 5/16" = 0.004; 3/8" = 0.006; 1/2" = 0.010; 5/8" = 0.016
PURGING EQUIPMENT CODES: B = Bailer; BP = Bladder Pump; ESP = Electric Submersible Pump; PP = Peristaltic Pump; O = Other (Specify

SAMPLING DATA

SAMPLED BY (PRINT) / AFFILIATION: DAN ARMOUR, BEN RAMJEAWAN / PRO-TECH	SAMPLER(S) SIGNATURE(S):	SAMPLING INITIATED AT: 0807	SAMPLING ENDED AT: NR
PUMP OR TUBING DEPTH IN WELL (feet): 91.78	TUBING MATERIAL CODE: T	FIELD-FILTERED: Y (N) µm Filtration Equipment Type:	FILTER SIZE:
FIELD DECONTAMINATION: PUMP Y (N)	TUBING Y (N) (replaced)	DUPLICATE: Y (N)	

SAMPLE CONTAINER SPECIFICATION				SAMPLE PRESERVATION			INTENDED ANALYSIS AND/OR METHOD	SAMPLE PUMP FLOW RATE (~~ml~~ gal per minute)	SAMPLING EQUIPMENT CODE
SAMPLE ID CODE	# CONTAINERS	MATERIAL CODE	VOLUME	PRESERVATIVE USED	TOTAL VOL ADDED IN FIELD (mL)	FINAL pH			
	3	CG	40ml	HCl	—	NM	VOA	0.25	BP
	3	CG	40ml	Nathio	—		EDB/DBCP		
	1	AG	500ml	H2SO4	—		NH3		
	1	PE	1 l	~~G-CHEM~~	—		G-CHEM		
	1	PE	1 l	HNO3	—		GROSS ALPHA		
	1	PE	500ml	HNO3	—		METALS		

REMARKS:

Sheen Present: YES (NO)

MATERIAL CODES: AG = Amber Glass; CG = Clear Glass; PE = Polyethylene; PP = Polypropylene; S = Silicone; T = Teflon; O = Other (Specify)

SAMPLING EQUIPMENT CODES: APP = After Peristaltic Pump; B = Bailer; BP = Bladder Pump; ESP = Electric Submersible Pump; RFPP = Reverse Flow Peristaltic Pump; SM = Straw Method (Tubing Gravity Drain); O = Other (Specify)

NOTES: 1. The above do not constitute all of the information required by Chapter 62-160, F.A.C.
2. STABILIZATION CRITERIA FOR RANGE OF VARIATION OF LAST THREE CONSECUTIVE READINGS (SEE FS 2212, SECTION 3)
pH: ± 0.2 units Temperature: ± 0.2 °C Specific Conductance: ± 5% Dissolved Oxygen: all readings ≤ 20% saturation (see Table FS 2200-2), optionally, ± 0.2 mg/L or ± 10% (whichever is greater) Turbidity: all readings ≤ 20 NTU; optionally ± 5 NTU or ± 10% (whichever is greater)

Revision Date: February 12, 2009

Form FD 9000-24

GROUNDWATER SAMPLING LOG

SITE NAME: VISTA		SITE LOCATION: APOPKA, FL	
WELL NO: MW-01A	SAMPLE ID:		DATE: 6-27-13

PURGING DATA

WELL DIAMETER (inches): 2	TUBING DIAMETER (inches): 3/8	WELL SCREEN INTERVAL DEPTH: 59.71 feet to 69.71 feet	STATIC DEPTH TO WATER (feet): 55.52	PURGE PUMP TYPE OR BAILER: BP

WELL ELEVATION TOC (ft NGVD): 109.47 GROUNDWATER ELEVATION (ft NGVD): 53.95

WELL VOLUME PURGE: 1 WELL VOLUME = (TOTAL WELL DEPTH – STATIC DEPTH TO WATER) X WELL CAPACITY
(only fill out if applicable)
= (feet – feet) X gallons/foot = gallons

EQUIPMENT VOLUME PURGE: 1 EQUIPMENT VOL. = PUMP VOLUME + (TUBING CAPACITY X TUBING LENGTH) + FLOW CELL VOLUME
(only fill out if applicable)
= 0.3 gallons + (0.006 gallons/foot X 69.71 feet) + 0.05 gallons = 0.77 gallons

INITIAL PUMP OR TUBING DEPTH IN WELL (feet): 64.71	FINAL PUMP OR TUBING DEPTH IN WELL (feet): 64.71	PURGING INITIATED AT: 0715	PURGING ENDED AT: 0734	TOTAL VOLUME PURGED (gallons) 5.32

TIME	VOLUME PURGED (gallons)	CUMUL. VOLUME PURGED (gallons)	PURGE RATE (gpm)	DEPTH TO WATER (feet)	pH (standard units)	TEMP. (°C)	COND. (circle units) µmhos/cm or µS/cm	DISSOLVED OXYGEN (circle units) mg/L or % saturation	TURBIDITY (NTUs)	ORP (mV)	COLOR	ODOR
0725	2.80	2.80	0.28	58.11	7.60	23.7	181	0.6	1.44	83		
0728	0.84	3.64	0.28	58.10	7.61	23.7	181	0.7	1.41	82		
0731	0.84	4.48	0.28	58.13	7.61	23.8	181	0.7	1.37	82		
0734	0.84	5.32	0.28	58.14	7.62	23.8	178	0.7	1.29	82	None	

WELL CAPACITY (Gallons Per Foot): 0.75" = 0.02; 1" = 0.04; 1.25" = 0.06; 2" = 0.16; 3" = 0.37; 4" = 0.65; 5" = 1.02; 6" = 1.47; 12" = 5.88
TUBING INSIDE DIA. CAPACITY (Gal./FL): 1/8" = 0.0006; 3/16" = 0.0014; 1/4" = 0.0026; 5/16" = 0.004; 3/8" = 0.006; 1/2" = 0.010; 5/8" = 0.016

PURGING EQUIPMENT CODES: B = Bailer; BP = Bladder Pump; ESP = Electric Submersible Pump; PP = Peristaltic Pump; O = Other (Specify

SAMPLING DATA

SAMPLED BY (PRINT) / AFFILIATION: DAN ARMOUR BEN RAMJEAWAN / PRO-TECH	SAMPLER(S) SIGNATURE(S):	SAMPLING INITIATED AT: 0735	SAMPLING ENDED AT: NR
PUMP OR TUBING DEPTH IN WELL (feet): 64.71	TUBING MATERIAL CODE: T	FIELD-FILTERED: Y (N) µm Filtration Equipment Type:	FILTER SIZE:

FIELD DECONTAMINATION: PUMP Y (N) TUBING Y (N replaced) DUPLICATE: Y (N)

SAMPLE CONTAINER SPECIFICATION				SAMPLE PRESERVATION			INTENDED ANALYSIS AND/OR METHOD	SAMPLE PUMP FLOW RATE (gal ~~fmt~~ per minute)	SAMPLING EQUIPMENT CODE
SAMPLE ID CODE	# CONTAINERS	MATERIAL CODE	VOLUME	PRESERVATIVE USED	TOTAL VOL ADDED IN FIELD (mL)	FINAL pH			
	3	CG	40ml	HCl	–	NM	VOA	0.28	BP
	3	CG	40ml	Nathio	–		EDB/DBCP		
	1	AG	500ml	H2SO4	–		NH3		
	1	PE	1 l	~~G-CHEM~~	–		G-CHEM		
	1	PE	1 l	HNO3	–		GROSS ALPHA		
	1	PE	500ml	HNO3	–		METALS		

REMARKS:

Sheen Present YES (NO)

MATERIAL CODES: AG = Amber Glass; CG = Clear Glass; PE = Polyethylene; PP = Polypropylene; S = Silicone; T = Teflon; O = Other (Specify)

SAMPLING EQUIPMENT CODES: APP = After Peristaltic Pump; B = Bailer; BP = Bladder Pump; ESP = Electric Submersible Pump; RFPP = Reverse Flow Peristaltic Pump; SM = Straw Method (Tubing Gravity Drain); O = Other (Specify)

NOTES: 1. The above do not constitute all of the information required by Chapter 62-160, F.A.C.
2. STABILIZATION CRITERIA FOR RANGE OF VARIATION OF LAST THREE CONSECUTIVE READINGS (SEE FS 2212, SECTION 3)
pH: ± 0.2 units Temperature: ± 0.2 °C Specific Conductance: ± 5% Dissolved Oxygen: all readings ≤ 20% saturation (see Table FS 2200-2), optionally, ± 0.2 mg/L or ± 10% (whichever is greater) Turbidity: all readings ≤ 20 NTU; optionally ± 5 NTU or ± 10% (whichever is greater)

Revision Date: February 12, 2009

Form FD 9000-24

GROUNDWATER SAMPLING LOG

SITE NAME: VISTA		SITE LOCATION: APOPKA, FL	
WELL NO: MW-FL3	SAMPLE ID:		DATE: 6-27-13

PURGING DATA

WELL DIAMETER (inches): 2	TUBING DIAMETER (inches): 3/8	WELL SCREEN INTERVAL DEPTH: 131.1 feet to 142.1 feet	STATIC DEPTH TO WATER (feet): 47.28	PURGE PUMP TYPE OR BAILER: BP
WELL ELEVATION TOC (ft NGVD): 97.49		GROUNDWATER ELEVATION (ft NGVD): 50.21		

WELL VOLUME PURGE: 1 WELL VOLUME = (TOTAL WELL DEPTH – STATIC DEPTH TO WATER) X WELL CAPACITY
(only fill out if applicable)
= (feet – feet) X gallons/foot = gallons

EQUIPMENT VOLUME PURGE: 1 EQUIPMENT VOL. = PUMP VOLUME + (TUBING CAPACITY X TUBING LENGTH) + FLOW CELL VOLUME
(only fill out if applicable)
= 0.3 gallons + (0.006 gallons/foot X 142.10 feet) + 0.05 gallons = 1.20 gallons

INITIAL PUMP OR TUBING DEPTH IN WELL (feet): 137.10	FINAL PUMP OR TUBING DEPTH IN WELL (feet): 137.10	PURGING INITIATED AT: 0820	PURGING ENDED AT: 0845	TOTAL VOLUME PURGED (gallons) 6.50

TIME	VOLUME PURGED (gallons)	CUMUL. VOLUME PURGED (gallons)	PURGE RATE (gpm)	DEPTH TO WATER (feet)	pH (standard units)	TEMP. (°C)	COND. (circle units) µmhos/cm or µS/cm	DISSOLVED OXYGEN (circle units) mg/L or % saturation	TURBIDITY (NTUs)	ORP (mV)	COLOR	ODOR
0830	2.60	2.60	0.26	47.50	6.95	25.0	257	0.0	3.55	90		
0835	1.30	3.90	0.26	47.50	7.01	25.1	252	0.0	3.46	88		
0840	1.30	5.20	0.26	47.50	7.00	25.0	251	0.0	3.35	87		
0845	1.30	6.50	0.26	47.50	7.00	24.9	251	0.0	3.38	88	NONE	

WELL CAPACITY (Gallons Per Foot): 0.75" = 0.02; 1" = 0.04; 1.25" = 0.06; 2" = 0.16; 3" = 0.37; 4" = 0.65; 5" = 1.02; 6" = 1.47; 12" = 5.88
TUBING INSIDE DIA. CAPACITY (Gal./FL): 1/8" = 0.0006; 3/16" = 0.0014; 1/4" = 0.0026; 5/16" = 0.004; 3/8" = 0.006; 1/2" = 0.010; 5/8" = 0.016

PURGING EQUIPMENT CODES: B = Bailer; BP = Bladder Pump; ESP = Electric Submersible Pump; PP = Peristaltic Pump; O = Other (Specify

SAMPLING DATA

SAMPLED BY (PRINT) / AFFILIATION: DAN ARMOUR, BEN RAMJEAWAN / PRO-TECH	SAMPLER(S) SIGNATURE(S):	SAMPLING INITIATED AT: 0846	SAMPLING ENDED AT: NR
PUMP OR TUBING DEPTH IN WELL (feet): 137.10	TUBING MATERIAL CODE: T	FIELD-FILTERED: Y (N) µm Filtration Equipment Type:	FILTER SIZE:
FIELD DECONTAMINATION: PUMP Y (N)	TUBING Y (N) replaced)	DUPLICATE: Y (N)	

SAMPLE ID CODE	# CONTAINERS	MATERIAL CODE	VOLUME	PRESERVATIVE USED	TOTAL VOL ADDED IN FIELD (mL)	FINAL pH	INTENDED ANALYSIS AND/OR METHOD	SAMPLE PUMP FLOW RATE (ml per minute)	SAMPLING EQUIPMENT CODE
	3	CG	40ml	HCl	–	NM	VOA	0.26	BP
	3	CG	40ml	Nathio	–		EDB/DBCP		
	1	AG	500ml	H2SO4	–		NH3		
	1	PE	1 l	~~G-CHEM~~	–		G-CHEM		
	1	PE	1 l	HNO3	–		GROSS ALPHA		
	1	PE	500ml	HNO3	–		METALS		

REMARKS:

Sheen Present: YES (NO)

MATERIAL CODES: AG = Amber Glass; CG = Clear Glass; PE = Polyethylene; PP = Polypropylene; S = Silicone; T = Teflon; O = Other (Specify)

SAMPLING EQUIPMENT CODES: APP = After Peristaltic Pump; B = Bailer; BP = Bladder Pump; ESP = Electric Submersible Pump; RFPP = Reverse Flow Peristaltic Pump; SM = Straw Method (Tubing Gravity Drain); O = Other (Specify)

NOTES: 1. The above do not constitute all of the information required by Chapter 62-160, F.A.C.
2. STABILIZATION CRITERIA FOR RANGE OF VARIATION OF LAST THREE CONSECUTIVE READINGS (SEE FS 2212, SECTION 3)
pH: ± 0.2 units Temperature: ± 0.2 °C Specific Conductance: ± 5% Dissolved Oxygen: all readings ≤ 20% saturation (see Table FS 2200-2). optionally, ± 0.2 mg/L or ± 10% (whichever is greater) Turbidity: all readings ≤ 20 NTU; optionally ± 5 NTU or ± 10% (whichever is greater)

Revision Date: February 12, 2009

Form FD 9000-24

GROUNDWATER SAMPLING LOG

SITE NAME: VISTA		SITE LOCATION: APOPKA, FL	
WELL NO: MW-FLZR	SAMPLE ID:		DATE: 6-27-13

PURGING DATA

WELL DIAMETER (inches): 2	TUBING DIAMETER (inches): 3/8	WELL SCREEN INTERVAL DEPTH: 123.93 feet to 133.93 feet	STATIC DEPTH TO WATER (feet): 34.85	PURGE PUMP TYPE OR BAILER: BP
WELL ELEVATION TOC (ft NGVD): 86.76		GROUNDWATER ELEVATION (ft NGVD): 51.91		

WELL VOLUME PURGE: 1 WELL VOLUME = (TOTAL WELL DEPTH – STATIC DEPTH TO WATER) X WELL CAPACITY
(only fill out if applicable)
= (feet – feet) X gallons/foot = gallons

EQUIPMENT VOLUME PURGE: 1 EQUIPMENT VOL. = PUMP VOLUME + (TUBING CAPACITY X TUBING LENGTH) + FLOW CELL VOLUME
(only fill out if applicable)
= 0.3 gallons + (0.006 gallons/foot X 133.93 feet) + 0.05 gallons = 1.15 gallons

INITIAL PUMP OR TUBING DEPTH IN WELL (feet): 128.93	FINAL PUMP OR TUBING DEPTH IN WELL (feet): 128.93	PURGING INITIATED AT: 0914	PURGING ENDED AT: 0940	TOTAL VOLUME PURGED (gallons) 6.24

TIME	VOLUME PURGED (gallons)	CUMUL. VOLUME PURGED (gallons)	PURGE RATE (gpm)	DEPTH TO WATER (feet)	pH (standard units)	TEMP. (°C)	COND. (circle units) µmhos/cm or µS/cm	DISSOLVED OXYGEN (circle units) mg/L or % saturation	TURBIDITY (NTUs)	ORP (mV)	COLOR	ODOR
0925	2.64	2.64	0.24	36.21	9.65	25.2	240	2.1	2.48	79		
0930	1.20	3.84	0.24	36.21	9.76	25.0	243	2.1	2.35	82		
0935	1.20	5.04	0.24	36.21	9.75	25.0	246	2.1	2.28	80		
0940	1.20	6.24	0.24	36.21	9.76	25.1	249	2.0	2.13	83	NONE	

WELL CAPACITY (Gallons Per Foot): 0.75" = 0.02; 1" = 0.04; 1.25" = 0.06; 2" = 0.16; 3" = 0.37; 4" = 0.65; 5" = 1.02; 6" = 1.47; 12" = 5.88
TUBING INSIDE DIA. CAPACITY (Gal./Ft.): 1/8" = 0.0006; 3/16" = 0.0014; 1/4" = 0.0026; 5/16" = 0.004; 3/8" = 0.006; 1/2" = 0.010; 5/8" = 0.016
PURGING EQUIPMENT CODES: B = Bailer; BP = Bladder Pump; ESP = Electric Submersible Pump; PP = Peristaltic Pump; O = Other (Specify

SAMPLING DATA

SAMPLED BY (PRINT) / AFFILIATION: DAN ARMOUR, BEN RAMJEWAN / PRO-TECH	SAMPLER(S) SIGNATURE(S):	SAMPLING INITIATED AT: 0941	SAMPLING ENDED AT: NR
PUMP OR TUBING DEPTH IN WELL (feet): 128.93	TUBING MATERIAL CODE: T	FIELD-FILTERED: Y (N) µm Filtration Equipment Type:	FILTER SIZE:
FIELD DECONTAMINATION: PUMP Y (N)	TUBING Y (N replaced)	DUPLICATE: Y (N)	

SAMPLE CONTAINER SPECIFICATION				SAMPLE PRESERVATION			INTENDED ANALYSIS AND/OR METHOD	SAMPLE PUMP FLOW RATE (~~mL~~ L per minute)	SAMPLING EQUIPMENT CODE
SAMPLE ID CODE	# CONTAINERS	MATERIAL CODE	VOLUME	PRESERVATIVE USED	TOTAL VOL ADDED IN FIELD (mL)	FINAL pH			
	3	CG	40ml	HCl	—	NM	VOA	0.24	BP
	3	CG	40ml	Nathio	—		EDB/DBCP		
	1	AG	500ml	H2SO4	—		NH3		
	1	PE	1 l	~~G-CHEM~~	—		G-CHEM		
	1	PE	1 l	HNO3	—		GROSS ALPHA		
	1	PE	500ml	HNO3	—		METALS		

REMARKS:

Sheen Present: YES (NO)

MATERIAL CODES: AG = Amber Glass; CG = Clear Glass; PE = Polyethylene; PP = Polypropylene; S = Silicone; T = Teflon; O = Other (Specify)

SAMPLING EQUIPMENT CODES: APP = After Peristaltic Pump; B = Bailer; BP = Bladder Pump; ESP = Electric Submersible Pump; RFPP = Reverse Flow Peristaltic Pump; SM = Straw Method (Tubing Gravity Drain); O = Other (Specify)

NOTES: 1. The above do not constitute all of the information required by Chapter 62-160, F.A.C.
2. STABILIZATION CRITERIA FOR RANGE OF VARIATION OF LAST THREE CONSECUTIVE READINGS (SEE FS 2212, SECTION 3)
pH: ± 0.2 units Temperature: ± 0.2 °C Specific Conductance: ± 5% Dissolved Oxygen: all readings ≤ 20% saturation (see Table FS 2200-2), optionally, ± 0.2 mg/L or ± 10% (whichever is greater) Turbidity: all readings ≤ 20 NTU; optionally ± 5 NTU or ± 10% (whichever is greater)

Form FD 9000-24

GROUNDWATER SAMPLING LOG

SITE NAME: VISTA		SITE LOCATION: APOPKA, FL	
WELL NO: MW-02AR	SAMPLE ID:		DATE: 6-27-13

PURGING DATA

WELL DIAMETER (inches): 2	TUBING DIAMETER (inches): 1/4	WELL SCREEN INTERVAL DEPTH: 31.06 feet to 41.06 feet	STATIC DEPTH TO WATER (feet): 35.60	PURGE PUMP TYPE OR BAILER: BP
WELL ELEVATION TOC (ft NGVD): 87.22		GROUNDWATER ELEVATION (ft NGVD): 51.62		

WELL VOLUME PURGE: 1 WELL VOLUME = (TOTAL WELL DEPTH – STATIC DEPTH TO WATER) X WELL CAPACITY
(only fill out if applicable)
= (feet – feet) X gallons/foot = gallons

EQUIPMENT VOLUME PURGE: 1 EQUIPMENT VOL. = PUMP VOLUME + (TUBING CAPACITY X TUBING LENGTH) + FLOW CELL VOLUME
(only fill out if applicable)
= 0.2 gallons + (0.0026 gallons/foot X 41.06 feet) + 0.05 gallons = 0.36 gallons

INITIAL PUMP OR TUBING DEPTH IN WELL (feet): 36.06	FINAL PUMP OR TUBING DEPTH IN WELL (feet): 36.06	PURGING INITIATED AT: 0902	PURGING ENDED AT: 0925	TOTAL VOLUME PURGED (gallons) 1.84

TIME	VOLUME PURGED (gallons)	CUMUL. VOLUME PURGED (gallons)	PURGE RATE (gpm)	DEPTH TO WATER (feet)	pH (standard units)	TEMP. (°C)	COND. (circle units) µmhos/cm or µS/cm	DISSOLVED OXYGEN (circle units) mg/L or % saturation	TURBIDITY (NTUs)	ORP (mV)	COLOR	ODOR
0909	0.56	0.56	0.08	⊗NA	5.22	27.4	23	4.2	4.46	28		
0914	0.40	0.96	0.08		5.25	27.4	23	4.2	4.50	28		
0919	0.40	1.36	0.08		5.24	27.4	23	4.2	4.13	27		
0924	0.40	1.76	0.08		5.28	27.4	25	4.3	3.75	27	NONE	

⊗NA – WATER LEVEL IS BELOW THE TOP OF THE DEDICATED PUMP

WELL CAPACITY (Gallons Per Foot): 0.75" = 0.02; 1" = 0.04; 1.25" = 0.06; 2" = 0.16; 3" = 0.37; 4" = 0.65; 5" = 1.02; 6" = 1.47; 12" = 5.88
TUBING INSIDE DIA. CAPACITY (Gal./Ft.): 1/8" = 0.0006; 3/16" = 0.0014; 1/4" = 0.0026; 5/16" = 0.004; 3/8" = 0.006; 1/2" = 0.010; 5/8" = 0.016
PURGING EQUIPMENT CODES: B = Bailer; BP = Bladder Pump; ESP = Electric Submersible Pump; PP = Peristaltic Pump; O = Other (Specify

SAMPLING DATA

SAMPLED BY (PRINT) / AFFILIATION: DAN ARMOUR BEN RAMSEAUAN / PRO-TECH	SAMPLER(S) SIGNATURE(S):	SAMPLING INITIATED AT: 0925	SAMPLING ENDED AT: NR
PUMP OR TUBING DEPTH IN WELL (feet): 36.06	TUBING MATERIAL CODE: T	FIELD-FILTERED: Y (N) µm Filtration Equipment Type:	FILTER SIZE:
FIELD DECONTAMINATION: PUMP Y (N)	TUBING Y (N) (replaced)	DUPLICATE: Y (N)	

SAMPLE CONTAINER SPECIFICATION				SAMPLE PRESERVATION			INTENDED ANALYSIS AND/OR METHOD	SAMPLE PUMP FLOW RATE (gpm ~~mL~~ per minute)	SAMPLING EQUIPMENT CODE
SAMPLE ID CODE	# CONTAINERS	MATERIAL CODE	VOLUME	PRESERVATIVE USED	TOTAL VOL ADDED IN FIELD (mL)	FINAL pH			
	3	CG	40ml	HCl	–	NM	VOA	0.08	BP
	3	CG	40ml	Nathio	–		EDB/DBCP		
	1	AG	500ml	H2SO4	–		NH3		
	1	PE	1 l	~~G-CHEM~~	–		G-CHEM		
	1	PE	1 l	HNO3	–		GROSS ALPHA		
	1	PE	500ml	HNO3	–		METALS		

REMARKS:

Sheen Present: YES (NO)

MATERIAL CODES: AG = Amber Glass; CG = Clear Glass; PE = Polyethylene; PP = Polypropylene; S = Silicone; T = Teflon; O = Other (Specify)

SAMPLING EQUIPMENT CODES: APP = After Peristaltic Pump; B = Bailer; BP = Bladder Pump; ESP = Electric Submersible Pump; RFPP = Reverse Flow Peristaltic Pump; SM = Straw Method (Tubing Gravity Drain); O = Other (Specify)

NOTES: 1. The above do not constitute all of the information required by Chapter 62-160, F.A.C.
2. STABILIZATION CRITERIA FOR RANGE OF VARIATION OF LAST THREE CONSECUTIVE READINGS (SEE FS 2212, SECTION 3)
pH: ± 0.2 units Temperature: ± 0.2 °C Specific Conductance: ± 5% Dissolved Oxygen: all readings ≤ 20% saturation (see Table FS 2200-2), optionally, ± 0.2 mg/L or ± 10% (whichever is greater) Turbidity: all readings ≤ 20 NTU; optionally ± 5 NTU or ± 10% (whichever is greater)

Revision Date: February 12, 2009

Form FD 9000-24

GROUNDWATER SAMPLING LOG

SITE NAME: VISTA		SITE LOCATION: APOPKA, FL	
WELL NO: MW-02B	SAMPLE ID:		DATE: 6-27-13

PURGING DATA

WELL DIAMETER (inches): 2	TUBING DIAMETER (inches): 3/8	WELL SCREEN INTERVAL DEPTH: 67.05 feet to 77.05 feet	STATIC DEPTH TO WATER (feet): 38.20	PURGE PUMP TYPE OR BAILER: BP
WELL ELEVATION TOC (ft NGVD): 88.46		GROUNDWATER ELEVATION (ft NGVD): 50.26		

WELL VOLUME PURGE: 1 WELL VOLUME = (TOTAL WELL DEPTH – STATIC DEPTH TO WATER) X WELL CAPACITY
(only fill out if applicable)
= (feet – feet) X gallons/foot = gallons

EQUIPMENT VOLUME PURGE: 1 EQUIPMENT VOL. = PUMP VOLUME + (TUBING CAPACITY X TUBING LENGTH) + FLOW CELL VOLUME
(only fill out if applicable)
= 0.3 gallons + (0.006 gallons/foot X 77.05 feet) + 0.05 gallons = 0.81 gallons

INITIAL PUMP OR TUBING DEPTH IN WELL (feet): 72.05	FINAL PUMP OR TUBING DEPTH IN WELL (feet): 72.05	PURGING INITIATED AT: 0815	PURGING ENDED AT: 0842	TOTAL VOLUME PURGED (gallons): 4.61

TIME	VOLUME PURGED (gallons)	CUMUL. VOLUME PURGED (gallons)	PURGE RATE (gpm)	DEPTH TO WATER (feet)	pH (standard units)	TEMP. (°C)	COND. (circle units) µmhos/cm or µS/cm	DISSOLVED OXYGEN (circle units) mg/L or % saturation	TURBIDITY (NTUs)	ORP (mV)	COLOR	ODOR
0826	1.87	1.87	0.17	39.03	7.95	25.2	148	0.4	6.18	-24		
0831	0.85	2.72	0.17	39.01	7.94	25.2	149	0.4	4.54	-25		
0836	0.85	3.57	0.17	39.00	7.95	25.2	149	0.4	5.77	-24		
0841	0.85	4.42	0.17	39.00	7.94	25.2	149	0.5	5.42	-24	NONE	

WELL CAPACITY (Gallons Per Foot): 0.75" = 0.02; 1" = 0.04; 1.25" = 0.06; 2" = 0.16; 3" = 0.37; 4" = 0.65; 5" = 1.02; 6" = 1.47; 12" = 5.88
TUBING INSIDE DIA. CAPACITY (Gal./FL): 1/8" = 0.0006; 3/16" = 0.0014; 1/4" = 0.0026; 5/16" = 0.004; 3/8" = 0.006; 1/2" = 0.010; 5/8" = 0.016

PURGING EQUIPMENT CODES: B = Bailer; BP = Bladder Pump; ESP = Electric Submersible Pump; PP = Peristaltic Pump; O = Other (Specify

SAMPLING DATA

SAMPLED BY (PRINT) / AFFILIATION: DAN ARMOUR, BEN RAMJEAWAN / PRO-TECH	SAMPLER(S) SIGNATURE(S):	SAMPLING INITIATED AT: 0842	SAMPLING ENDED AT: NR
PUMP OR TUBING DEPTH IN WELL (feet): 72.05	TUBING MATERIAL CODE: T	FIELD-FILTERED: Y (N) µm Filtration Equipment Type:	FILTER SIZE:
FIELD DECONTAMINATION: PUMP Y (N)	TUBING Y (N) (replaced)	DUPLICATE: Y (N)	

SAMPLE CONTAINER SPECIFICATION				SAMPLE PRESERVATION			INTENDED ANALYSIS AND/OR METHOD	SAMPLE PUMP FLOW RATE gpd ~~(mL~~ per minute)	SAMPLING EQUIPMENT CODE
SAMPLE ID CODE	# CONTAINERS	MATERIAL CODE	VOLUME	PRESERVATIVE USED	TOTAL VOL ADDED IN FIELD (mL)	FINAL pH			
	3	CG	40ml	HCl	–	NM	VOA	0.17	BP
	3	CG	40ml	Nathio	–		EDB/DBCP		
	1	AG	500ml	H2SO4	–		NH3		
	1	PE	1 l	~~G-CHEM~~	–		G-CHEM		
	1	PE	1 l	HNO3	–		GROSS ALPHA		
	1	PE	500ml	HNO3	–		METALS		

REMARKS:

Sheen Present: YES (NO)

MATERIAL CODES: AG = Amber Glass; CG = Clear Glass; PE = Polyethylene; PP = Polypropylene; S = Silicone; T = Teflon; O = Other (Specify)

SAMPLING EQUIPMENT CODES: APP = After Peristaltic Pump; B = Bailer; BP = Bladder Pump; ESP = Electric Submersible Pump; RFPP = Reverse Flow Peristaltic Pump; SM = Straw Method (Tubing Gravity Drain); O = Other (Specify)

NOTES: 1. The above do not constitute all of the information required by Chapter 62-160, F.A.C.
2. STABILIZATION CRITERIA FOR RANGE OF VARIATION OF LAST THREE CONSECUTIVE READINGS (SEE FS 2212, SECTION 3)
pH: ± 0.2 units Temperature: ± 0.2 °C Specific Conductance: ± 5% Dissolved Oxygen: all readings ≤ 20% saturation (see Table FS 2200-2). optionally, ± 0.2 mg/L or ± 10% (whichever is greater) Turbidity: all readings ≤ 20 NTU; optionally ± 5 NTU or ± 10% (whichever is greater)

Revision Date: February 12, 2009

Form FD 9000-24

GROUNDWATER SAMPLING LOG

SITE NAME: VISTA		SITE LOCATION: APOPKA, FL	
WELL NO: MW-07B	SAMPLE ID:		DATE: 6-27-13

PURGING DATA

WELL DIAMETER (inches): 2	TUBING DIAMETER (inches): 1/4	WELL SCREEN INTERVAL DEPTH: 81.7 feet to 91.7 feet	STATIC DEPTH TO WATER (feet): 56.82	PURGE PUMP TYPE OR BAILER: BP
WELL ELEVATION TOC (ft NGVD): 108 ~~109.31~~ 109.13		GROUNDWATER ELEVATION (ft NGVD): 52.31		

WELL VOLUME PURGE: 1 WELL VOLUME = (TOTAL WELL DEPTH – STATIC DEPTH TO WATER) X WELL CAPACITY
(only fill out if applicable)
= (feet – feet) X gallons/foot = gallons

EQUIPMENT VOLUME PURGE: 1 EQUIPMENT VOL. = PUMP VOLUME + (TUBING CAPACITY X TUBING LENGTH) + FLOW CELL VOLUME
(only fill out if applicable)
= 0.2 gallons + (0.0026 gallons/foot X 91.70 feet) + 0.05 gallons = 0.49 gallons

INITIAL PUMP OR TUBING DEPTH IN WELL (feet): 86.70	FINAL PUMP OR TUBING DEPTH IN WELL (feet): 86.70	PURGING INITIATED AT: 0648	PURGING ENDED AT: 0713	TOTAL VOLUME PURGED (gallons) 3.25

TIME	VOLUME PURGED (gallons)	CUMUL. VOLUME PURGED (gallons)	PURGE RATE (gpm)	DEPTH TO WATER (feet)	pH (standard units)	TEMP. (°C)	COND. (circle units) µmhos/cm or µS/cm	DISSOLVED OXYGEN (circle units) mg/L or % saturation	TURBIDITY (NTUs)	ORP (mV)	COLOR	ODOR
0700	1.56	1.56	0.13	57.29	6.76	23.4	135	0.6	3.83	-48		
0704	0.52	2.08	0.13	57.27	6.76	23.5	136	0.6	3.60	-45		
0708	0.52	2.60	0.13	57.27	6.76	23.5	135	0.5	3.42	-46		
0712	0.52	3.12	0.13	57.26	6.78	23.5	136	0.5	4.58	-47	NONE	

WELL CAPACITY (Gallons Per Foot): 0.75" = 0.02; 1" = 0.04; 1.25" = 0.06; 2" = 0.16; 3" = 0.37; 4" = 0.65; 5" = 1.02; 6" = 1.47; 12" = 5.88
TUBING INSIDE DIA. CAPACITY (Gal./FL): 1/8" = 0.0006; 3/16" = 0.0014; 1/4" = 0.0026; 5/16" = 0.004; 3/8" = 0.006; 1/2" = 0.010; 5/8" = 0.016
PURGING EQUIPMENT CODES: B = Bailer; BP = Bladder Pump; ESP = Electric Submersible Pump; PP = Peristaltic Pump; O = Other (Specify

SAMPLING DATA

SAMPLED BY (PRINT) / AFFILIATION: DAN ARMOUR, BEN RAMJEAWAN / PRO-TECH	SAMPLER(S) SIGNATURE(S):	SAMPLING INITIATED AT: 0713	SAMPLING ENDED AT: NR
PUMP OR TUBING DEPTH IN WELL (feet): 86.70	TUBING MATERIAL CODE: T	FIELD-FILTERED: Y (N) µm Filtration Equipment Type:	FILTER SIZE:
FIELD DECONTAMINATION: PUMP Y (N)	TUBING Y (N) (replaced)	DUPLICATE: Y (N)	

SAMPLE ID CODE	# CONTAINERS	MATERIAL CODE	VOLUME	PRESERVATIVE USED	TOTAL VOL ADDED IN FIELD (mL)	FINAL pH	INTENDED ANALYSIS AND/OR METHOD	SAMPLE PUMP FLOW RATE (mL per minute)	SAMPLING EQUIPMENT CODE
	3	CG	40ml	HCl	—	NM	VOA	0.13	BP
	3	CG	40ml	Nathio	—		EDB / DBCP		
	1	AG	500ml	H2SO4	—		NH3		
	1	PE	1 l	~~G-CHEM~~	—		G-CHEM		
	1	PE	1 l	HNO3	—		GROSS ALPHA		
	1	PE	500ml	HNO3	—		METALS		

REMARKS:

Sheen Present YES (NO)

MATERIAL CODES: AG = Amber Glass; CG = Clear Glass; PE = Polyethylene; PP = Polypropylene; S = Silicone; T = Teflon; O = Other (Specify)

SAMPLING EQUIPMENT CODES: APP = After Peristaltic Pump; B = Bailer; BP = Bladder Pump; ESP = Electric Submersible Pump; RFPP = Reverse Flow Peristaltic Pump; SM = Straw Method (Tubing Gravity Drain); O = Other (Specify)

NOTES: 1. The above do not constitute all of the information required by Chapter 62-160, F.A.C.
2. STABILIZATION CRITERIA FOR RANGE OF VARIATION OF LAST THREE CONSECUTIVE READINGS (SEE FS 2212, SECTION 3)
pH: ± 0.2 units Temperature: ± 0.2 °C Specific Conductance: ± 5% Dissolved Oxygen: all readings ≤ 20% saturation (see Table FS 2200-2), optionally, ± 0.2 mg/L or ± 10% (whichever is greater) Turbidity: all readings ≤ 20 NTU; optionally ± 5 NTU or ± 10% (whichever is greater)

Revision Date: February 12, 2009

Form FD 9000-24

GROUNDWATER SAMPLING LOG

SITE NAME: VISTA		SITE LOCATION: APOPKA, FL	
WELL NO: MW-07A	SAMPLE ID:		DATE: 6-27-13

PURGING DATA

WELL DIAMETER (inches): 2	TUBING DIAMETER (inches): 1/4	WELL SCREEN INTERVAL DEPTH: 51.03 feet to 71.03 feet	STATIC DEPTH TO WATER (feet): 44.02	PURGE PUMP TYPE OR BAILER: BP
WELL ELEVATION TOC (ft NGVD): 109.26		GROUNDWATER ELEVATION (ft NGVD): 65.24		

WELL VOLUME PURGE: 1 WELL VOLUME = (TOTAL WELL DEPTH – STATIC DEPTH TO WATER) X WELL CAPACITY
(only fill out if applicable)
= (feet – feet) X gallons/foot = gallons

EQUIPMENT VOLUME PURGE: 1 EQUIPMENT VOL. = PUMP VOLUME + (TUBING CAPACITY X TUBING LENGTH) + FLOW CELL VOLUME
(only fill out if applicable)
= 0.2 gallons + (0.0026 gallons/foot X 71.03 feet) + 0.05 gallons = 0.43 gallons

INITIAL PUMP OR TUBING DEPTH IN WELL (feet): 66.03	FINAL PUMP OR TUBING DEPTH IN WELL (feet): 66.03	PURGING INITIATED AT: 0730	PURGING ENDED AT: 0755	TOTAL VOLUME PURGED (gallons): 2.64

TIME	VOLUME PURGED (gallons)	CUMUL. VOLUME PURGED (gallons)	PURGE RATE (gpm)	DEPTH TO WATER (feet)	pH (standard units)	TEMP. (°C)	COND. (circle units) µmhos/cm or µS/cm	DISSOLVED OXYGEN (circle units) mg/L or % saturation	TURBIDITY (NTUs)	ORP (mV)	COLOR	ODOR
0741	1.21	1.21	0.11	45.11	6.91	23.7	307	1.1	1.95	-22		
0745	0.44	1.65	0.11	45.11	6.93	23.8	308	1.2	1.90	-23		
0749	0.44	2.09	0.11	45.10	6.93	23.8	309	1.1	2.15	-23		
0754	0.44	2.53	0.11	45.09	6.95	23.8	309	1.2	1.07	-23	NONE	

WELL CAPACITY (Gallons Per Foot): 0.75" = 0.02; 1" = 0.04; 1.25" = 0.06; 2" = 0.16; 3" = 0.37; 4" = 0.65; 5" = 1.02; 6" = 1.47; 12" = 5.88
TUBING INSIDE DIA. CAPACITY (Gal./Ft.): 1/8" = 0.0006; 3/16" = 0.0014; 1/4" = 0.0026; 5/16" = 0.004; 3/8" = 0.006; 1/2" = 0.010; 5/8" = 0.016
PURGING EQUIPMENT CODES: B = Bailer; BP = Bladder Pump; ESP = Electric Submersible Pump; PP = Peristaltic Pump; O = Other (Specify

SAMPLING DATA

SAMPLED BY (PRINT) / AFFILIATION: DAN ARMOUR BEN RAMJEAWAN / PRO-TECH	SAMPLER(S) SIGNATURE(S):	SAMPLING INITIATED AT: 0755	SAMPLING ENDED AT: NR
PUMP OR TUBING DEPTH IN WELL (feet): 66.03	TUBING MATERIAL CODE: T	FIELD-FILTERED: Y (N) µm Filtration Equipment Type:	FILTER SIZE:
FIELD DECONTAMINATION: PUMP Y (N)	TUBING Y (N) (replaced)	DUPLICATE: Y (N)	

SAMPLE CONTAINER SPECIFICATION				SAMPLE PRESERVATION			INTENDED ANALYSIS AND/OR METHOD	SAMPLE PUMP FLOW RATE (~~mL~~ per minute)	SAMPLING EQUIPMENT CODE
SAMPLE ID CODE	# CONTAINERS	MATERIAL CODE	VOLUME	PRESERVATIVE USED	TOTAL VOL ADDED IN FIELD (mL)	FINAL pH			
	3	CG	40ml	HCl	–	Nm	VOA	0.11	BP
	3	CG	40ml	Nathio	–		EDB/DBCP		
	1	AG	500ml	H2SO4	–		NH3		
	1	PE	1 l	~~G-CHEM~~	–		G-CHEM		
	1	PE	1 l	HNO3	–		GROSS ALPHA		
	1	PE	500ml	HNO3	–		METALS		

REMARKS:

Sheen Present: YES (NO)

MATERIAL CODES: AG = Amber Glass; CG = Clear Glass; PE = Polyethylene; PP = Polypropylene; S = Silicone; T = Teflon; O = Other (Specify)

SAMPLING EQUIPMENT CODES: APP = After Peristaltic Pump; B = Bailer; BP = Bladder Pump; ESP = Electric Submersible Pump; RFPP = Reverse Flow Peristaltic Pump; SM = Straw Method (Tubing Gravity Drain); O = Other (Specify)

NOTES: 1. The above do not constitute all of the information required by Chapter 62-160, F.A.C.
2. STABILIZATION CRITERIA FOR RANGE OF VARIATION OF LAST THREE CONSECUTIVE READINGS (SEE FS 2212, SECTION 3)
pH: ± 0.2 units Temperature: ± 0.2 °C Specific Conductance: ± 5% Dissolved Oxygen: all readings ≤ 20% saturation (see Table FS 2200-2), optionally, ± 0.2 mg/L or ± 10% (whichever is greater) Turbidity: all readings ≤ 20 NTU; optionally ± 5 NTU or ± 10% (whichever is greater)

Revision Date: February 12, 2009

Form FD 9000-24

GROUNDWATER SAMPLING LOG

SITE NAME: VISTA		SITE LOCATION: APOPKA, FL	
WELL NO: MW-8R	SAMPLE ID:		DATE: 6-27-13

PURGING DATA

WELL DIAMETER (inches): 2	TUBING DIAMETER (inches): 3/16	WELL SCREEN INTERVAL DEPTH: 61 feet to 71 feet	STATIC DEPTH TO WATER (feet): 46.88	PURGE PUMP TYPE OR BAILER: BP
WELL ELEVATION TOC (ft NGVD): 99.60		GROUNDWATER ELEVATION (ft NGVD): 52.72		

WELL VOLUME PURGE: 1 WELL VOLUME = (TOTAL WELL DEPTH – STATIC DEPTH TO WATER) X WELL CAPACITY
(only fill out if applicable)
= (feet – feet) X gallons/foot = gallons

EQUIPMENT VOLUME PURGE: 1 EQUIPMENT VOL. = PUMP VOLUME + (TUBING CAPACITY X TUBING LENGTH) + FLOW CELL VOLUME
(only fill out if applicable)
= 0.1 gallons + (0.0014 gallons/foot X 71.00 feet) + 0.05 gallons = 0.25 gallons

INITIAL PUMP OR TUBING DEPTH IN WELL (feet): 66.00	FINAL PUMP OR TUBING DEPTH IN WELL (feet): 66.00	PURGING INITIATED AT: 0938	PURGING ENDED AT: 1001	TOTAL VOLUME PURGED (gallons) 1.84

TIME	VOLUME PURGED (gallons)	CUMUL. VOLUME PURGED (gallons)	PURGE RATE (gpm)	DEPTH TO WATER (feet)	pH (standard units)	TEMP. (°C)	COND. (circle units) µmhos/cm or µS/cm	DISSOLVED OXYGEN (circle units) mg/L or % saturation	TURBIDITY (NTUs)	ORP (mV)	COLOR	ODOR
0948	0.80	0.80	0.08	46.93	7.06	26.7	180	2.4	13.71	27		
0952	0.32	1.12	0.08	46.94	7.05	26.7	180	2.5	15.27	28		
0956	0.32	1.44	0.08	46.94	7.06	26.7	180	2.5	15.39	28		
1000	0.32	1.76	0.08	46.95	7.04	26.7	180	2.5	15.15	25	NONE	

WELL CAPACITY (Gallons Per Foot): 0.75" = 0.02; 1" = 0.04; 1.25" = 0.06; 2" = 0.16; 3" = 0.37; 4" = 0.65; 5" = 1.02; 6" = 1.47; 12" = 5.88
TUBING INSIDE DIA. CAPACITY (Gal./FL): 1/8" = 0.0006; 3/16" = 0.0014; 1/4" = 0.0026; 5/16" = 0.004; 3/8" = 0.006; 1/2" = 0.010; 5/8" = 0.016

PURGING EQUIPMENT CODES: B = Bailer; BP = Bladder Pump; ESP = Electric Submersible Pump; PP = Peristaltic Pump; O = Other (Specify

SAMPLING DATA

SAMPLED BY (PRINT) / AFFILIATION: DAN ARMOUR, BEN RAMJEAWAN / PRO-TECH	SAMPLER(S) SIGNATURE(S):	SAMPLING INITIATED AT: 1001	SAMPLING ENDED AT: NR
PUMP OR TUBING DEPTH IN WELL (feet): 66.00	TUBING MATERIAL CODE: T	FIELD-FILTERED: Y (N) µm Filtration Equipment Type:	FILTER SIZE:

FIELD DECONTAMINATION: PUMP (Y) N TUBING Y N (replaced) DUPLICATE: Y (N)

SAMPLE CONTAINER SPECIFICATION				SAMPLE PRESERVATION			INTENDED ANALYSIS AND/OR METHOD	SAMPLE PUMP FLOW RATE (~~mL~~ L per minute)	SAMPLING EQUIPMENT CODE
SAMPLE ID CODE	# CONTAINERS	MATERIAL CODE	VOLUME	PRESERVATIVE USED	TOTAL VOL ADDED IN FIELD (mL)	FINAL pH			
	3	CG	40ml	HCl	—	NM	VOA	0.08	BP
	3	CG	40ml	Nathio	—		EDB/DBCP		
	1	AG	500ml	H2SO4	—		NH3		
	1	PE	1 l	~~G-CHEM~~	—		G-CHEM		
	1	PE	1 l	HNO3	—		GROSS ALPHA		
	1	PE	500ml	HNO3	—		METALS		

REMARKS:
Sheen Present: YES (NO) NON DEDICATED TEFLON BLADDER PUMP UTILIZED - NEW BLADDER & TEFLON TUBING

MATERIAL CODES: AG = Amber Glass; CG = Clear Glass; PE = Polyethylene; PP = Polypropylene; S = Silicone; T = Teflon; O = Other (Specify)

SAMPLING EQUIPMENT CODES: APP = After Peristaltic Pump; B = Bailer; BP = Bladder Pump; ESP = Electric Submersible Pump; RFPP = Reverse Flow Peristaltic Pump; SM = Straw Method (Tubing Gravity Drain); O = Other (Specify)

NOTES: 1. The above do not constitute all of the information required by Chapter 62-160, F.A.C.
2. STABILIZATION CRITERIA FOR RANGE OF VARIATION OF LAST THREE CONSECUTIVE READINGS (SEE FS 2212, SECTION 3)
pH: ± 0.2 units Temperature: ± 0.2 °C Specific Conductance: ± 5% Dissolved Oxygen: all readings ≤ 20% saturation (see Table FS 2200-2), optionally, ± 0.2 mg/L or ± 10% (whichever is greater) Turbidity: all readings ≤ 20 NTU; optionally ± 5 NTU or ± 10% (whichever is greater)

Revision Date: February 12, 2009

Form FD 9000-8: FIELD INSTRUMENT CALIBRATION RECORDS

INSTRUMENT (MAKE/MODEL#) HANNA HI 9828 INSTRUMENT # 725490

PARAMETER: *[check only one]*

☐ TEMPERATURE ☐ CONDUCTIVITY ☐ SALINITY ☐ pH ☐ ORP

☐ TURBIDITY ☐ RESIDUAL Cl ☒ DO ☐ OTHER _____

STANDARDS: *[Specify the type(s) of standards used for calibration, the origin of the standards, the standard values, and the date the standards were prepared or purchased]*

Standard A SATURATED AIR

Standard B _____

Standard C _____

DATE (yy/mm/dd)	TIME (hr:min)	STD (A, B, C)	STD VALUE	INSTRUMENT RESPONSE	% DEV	CALIBRATED (YES, NO)	TYPE (INIT, CONT)	SAMPLER INITIALS
13/06/25	0750	A	SATURATION 100%	AUTO CAL	-	YES	INIT	DA
13/06/26	0900	A	100%	AUTO CAL	-	YES	~~INIT~~ CONT	DCA
13/06/27	0600	A	100%	AUTO CAL	-	YES	CONT	DCA

Form FD 9000-8: FIELD INSTRUMENT CALIBRATION RECORDS

INSTRUMENT (MAKE/MODEL#) HANNA HI 9828 INSTRUMENT # 725490

PARAMETER: *[check only one]*

- ☐ TEMPERATURE
- ☒ CONDUCTIVITY
- ☐ SALINITY
- ☐ pH
- ☐ ORP
- ☐ TURBIDITY
- ☐ RESIDUAL Cl
- ☐ DO
- ☐ OTHER _____

STANDARDS: *[Specify the type(s) of standards used for calibration, the origin of the standards, the standard values, and the date the standards were prepared or purchased]*

Standard A 84 uS/cm PINE ENVIRONMENTAL: EXP - 10/2013 LOT# 2AJ359

Standard B 1413 uS/cm PINE ENVIRONMENTAL: EXP - 10/2017 LOT# 5102

Standard C _____

DATE (yy/mm/dd)	TIME (hr:min)	STD (A, B, C)	STD VALUE	INSTRUMENT RESPONSE	% DEV	CALIBRATED (YES, NO)	TYPE (INIT, CONT)	SAMPLER INITIALS
13/06/25	0750	A	84	AUTO CAL	–	YES	INIT	DCA
"	"	B	1413	"	–	YES	INIT	DCA
13/06/26	0900	A	84	AUTO CAL	–	YES	CONT	DCA
"	"	B	1413	"	–	YES	CONT	DCA
13/06/27	0600	A	84	AUTO CAL	–	YES	CONT	DCA
"	"	B	1413	"	–	YES	CONT	DCA

Form FD 9000-8: FIELD INSTRUMENT CALIBRATION RECORDS

INSTRUMENT (MAKE/MODEL#) HF SCIENTIFIC MICRO TPI INSTRUMENT # 108080

PARAMETER: *[check only one]*

☐ TEMPERATURE ☐ CONDUCTIVITY ☐ SALINITY ☐ pH ☐ ORP
☐ TURBIDITY ☐ RESIDUAL Cl ☐ DO ☐ OTHER _____

STANDARDS: *[Specify the type(s) of standards used for calibration, the origin of the standards, the standard values, and the date the standards were prepared or purchased]*

Standard A 1000 NTU HF SCIENTIFIC LOT # 11014 EXP: OCT 2013
Standard B 10.0 NTU HF SCIENTIFIC LOT # 11013 EXP: OCT 2013
Standard C 0.02 NTU HF SCIENTIFIC LOT # 11004 EXP: OCT 2013

DATE (yy/mm/dd)	TIME (hr/min)	STD (A, B, C)	STD VALUE	INSTRUMENT RESPONSE	% DEV	CALIBRATED (YES, NO)	TYPE (INIT, CONT)	SAMPLER INITIALS
13/06/25	0750	A	1000	AUTO CAL	–	YES	INIT	DCA
"	"	B	10.0	"	–	YES	INIT	DCA
"	"	C	0.02	"	–	YES	INIT	DCA
INSTRUMENT			# 200710329					
13/06/26	0900	A	1000	AUTO CAL	–	YES	INIT	DCA
"	"	B	10.0	"	–	YES	INIT	DCA
"	"	C	0.02	"	–	YES	INIT	DCA
13/06/27	0600	A	1000	AUTO CAL	–	YES	CONT	DCA
|	|	B	10.0	"	–	YES	CONT	DCA
|	|	C	0.02	"	–	YES	CONT	DCA

Form FD 9000-8: FIELD INSTRUMENT CALIBRATION RECORDS

INSTRUMENT (MAKE/MODEL#) HANNA HI 9828 INSTRUMENT # 725490

PARAMETER: *[check only one]*

☐ TEMPERATURE ☐ CONDUCTIVITY ☐ SALINITY ☒ pH ☐ ORP

☐ TURBIDITY ☐ RESIDUAL Cl ☐ DO ☐ OTHER _____

STANDARDS: *(Specify the type(s) of standards used for calibration, the origin of the standards, the standard values, and the date the standards were prepared or purchased)*

Standard A HANNA CAL. SOLUTION 7.01 (std) EXP: 04/2013

Standard B HANNA CAL SOLUTION 4.01 (std) EXP: 04/2013

Standard C HANNA CAL SOLUTION 10.01 (std) EXP: 04/2013

DATE (yy/mm/dd)	TIME (hr:min)	STD (A, B, C)	STD VALUE	INSTRUMENT RESPONSE	% DEV.	CALIBRATED (YES, NO)	TYPE (INIT, CONT)	SAMPLER INITIALS
13/06/25	0750	A	7.01	AUTO CALIB	–	YES	INIT	DKA
"	"	B	4.01	"	–	YES	INIT	DKA
"	"	C	10.01	"	–	YES	INIT	DKA
13/06/26	0900	A	7.01	AUTO CAL	–	YES	CONT	DKA
"	"	B	4.01	"	–	YES	CONT	DKA
"	"	C	10.01	"	–	YES	CONT	DKA
13/06/27	0600	A	7.01	AUTO CAL	–	YES	CONT	DKA
|	|	B	4.01	|	–	YES	CONT	DKA
|	|	C	10.01	|	–	YES	CONT	DKA

APPENDIX B

COMPACT DISK CONTAINING REPORT IN .PDF FORMAT AND ADaPT FILE