SCS ENGINEERS

Vista Landfill Semi-Annual Water Quality Monitoring Report First Semi-Annual Monitoring 2014

Prepared for:

Vista Landfill, Inc.
242 West Keene Road
Apopka, Florida 32703

Prepared by:

SCS ENGINEERS
4041 Park Oaks Boulevard, Suite 100
Tampa, Florida 33610
(813) 621-0080

August 29, 2014
File No. 09207039.06

Offices Nationwide
www.scsengineers.com

Vista Landfill
Semi-Annual
Water Quality Monitoring
Report
First Semi-Annual Monitoring Period 2014

Prepared for:

Vista Landfill, Inc.
242 West Keene Road
Apopka, Florida 32703

Prepared by:

SCS ENGINEERS
4041 Park Oaks Boulevard, Suite 100
Tampa, Florida 33610
(813) 621-0080

Joseph E. Mizerany, P.G.
PG License No. 001589

August 29, 2014
File No. 09207039.06

Florida Department of Environmental Protection

Bob Martinez Center
2600 Blair Stone Road
Tallahassee, Florida 32399-2400

DEP Form #: 62-701.900(31), F.A.C.
Form Title: Water Quality Monitoring Certification
Effective Date: January 6, 2010
Incorporated in Rule 62-701.510(9), F.A.C.

WATER QUALITY MONITORING CERTIFICATION

PART I GENERAL INFORMATION

(1) Facility Name Vista Landfill, LLC., Class III

Address 242 West Keene Road

City Apopka Zip 32703 County Orange

Telephone Number (407)286-2920

(2) WACS Facility ID 87801

(3) DEP Permit Number SO48-0165969-014

(4) Authorized Representative's Name Jim Christiansen Title Environmental Protection

Address 7382 Talona Drive

City West Melbourne Zip 32904 County Volusia

Telephone Number (321)704-4162

Email address (if available) jchristi@wm.com

CERTIFICATION

I certify under penalty of law that I have personally examined and am familiar with the information submitted in this document and all attachments and that, based on my inquiry of those individuals immediately responsible for obtaining the information, I believe that the information is true, accurate, and complete. I am aware that there are significant penalties for submission of false information including the possibility of fine and imprisonment.

8/22/14
(Date)

(Owner or Authorized Representative's Signature)

PART II QUALITY ASSURANCE REQUIREMENTS

Sampling Organization Professional Technical Support Services, Inc. (Pro-Tech)

Analytical Lab NELAC / HRS Certification # NELAP Certification E87667

Lab Name TestAmerica, Inc. (TestAmerica Denver)

Address 4955 Yarrow Street, Arvada, CO 80002

Phone Number (303) 736-0100

Email address (if available) Danielle.Harrington@testamericainc.com

Table of Contents

Section **Page**

1 Introduction 1

2 Geologic and Hydrogeologic Characteristics 4

Semi-Annual Groundwater Flow Assessment 4

Shallow Surficial Aquifer 4

Intermediate Surficial Aquifer 8

Floridan Aquifer 8

3 Landfill Monitoring Program 9

Groundwater Monitoring Program 9

Field Parameters 11

Laboratory Parameters 11

Additional Parameters 11

Leachate Monitoring Program 11

Semi-Annual Groundwater Monitoring Event 11

Metals Exceedances 13

Aluminum 13

Iron 13

Inorganic Parameters Exceedances and Trends 13

Nitrate 14

Dissolved Oxygen 14

pH 14

Organic Parameters Exceedances and Trends 15

Volatile Organic Compound Detections 15

Semi-Volatile Organic Compound Detections 15

4 Summary 16

CONTENTS (Continued)

List of Figures

Figure No. **Page**

Figure 1-1. Site Location Map, Vista Landfill, Apopka, Florida 2
Figure 1-2. Site Map, Vista Landfill, Apopka, Florida 3
Figure 2-1. June 2014 Shallow Surficial Aquifer Water Level Map, Vista Landfill, Apopka, Florida 6
Figure 2-2. June 2014 Intermediate Surficial Aquifer Potentiometric Map, Vista Landfill, Apopka, Florida 7

List of Tables

Table No. **Page**

Table 2-1. Groundwater Elevation Measurements, Vista Landfill, Apopka, Florida 5
Table 3-1. Active Surficial Aquifer and Floridan Aquifer Groundwater Monitoring Wells at the Vista Landfill 9
Table 3-2. Existing Monitoring Well Locations and Construction Details, Vista Landfill, Apopka, Florida 10
Table 3-3. Summary of Groundwater Quality Analytical Results (Detected Parameters Only) Vista Landfill, June 2014 12

Appendices

A Laboratory Analytical Results and Field Forms
B Compact Disk Containing Report in .pdf Format and Adapt File

1 INTRODUCTION

SCS Engineers (SCS) prepared this semi-annual water quality monitoring report for the Vista Landfill (VLF) on behalf of Vista Landfill, Inc. (VLI). The VLF is located approximately two miles south of Apopka, Florida, at 242 West Keene Road. The VLF lies south of Keene Road, west of Old Apopka-Clarcona Road, and east of Lake Mitchell in Orange County Florida (Figure 1-1). The VLF is a Class III lined landfill with a leachate collection system. The bottom-liner system consists of three layers (from top to bottom): a 2-foot thick sand liner protective layer, a double-sided geocomposite drainage layer, and a 50-mil high density polyethylene (HDPE) geomembrane layer. Waste was initially placed in the landfill on November 17, 2008.

This report was prepared in accordance with Florida Department of Environmental Protection (FDEP) Permit/certification No. SO48-0165969-020, Specific Condition D2, Monitoring Plan Implementation Schedule (MPIS), and Chapter 62-701.510(9)(a) Florida Administrative Code (FAC). Locations of monitoring sites are shown on Figure 1-2. The first semi-annual 2014 sampling data were obtained June 12 and 13, 2014. This report is being submitted within 60 days of receipt of the laboratory results. An electronic data deliverable (EDD) of the results in "ADaPT format" is attached as Appendix B. This EDD has been verified as uploadable into the latest version of ADaPT.

Water quality sampling and physical readings and measurements were performed by technical staff of Pro-Tech Environmental (Pro-Tech), Atlanta, Georgia. Water quality analyses were performed by TestAmerica Laboratories, Inc. (TestAmerica Denver), Denver, Colorado. Field work, sampling methodologies, data evaluation, and data Quality Assurance/Quality Control (QA/QC) were conducted in accordance with FAC Chapter 62-160 Standard Operating Procedures (DEP-SOP-001/01), the VLF MPIS, the VLF site permit, and the Pro-Tech sample team quality manual. Laboratory analyses were performed in accordance with Chapter 62-160, FAC DEP-SOP-001/01, the VLF MPIS, and the site permits. TestAmerica Denver is certified by the Florida Department of Health Environmental Laboratory Certification Program (DoH ELCP).

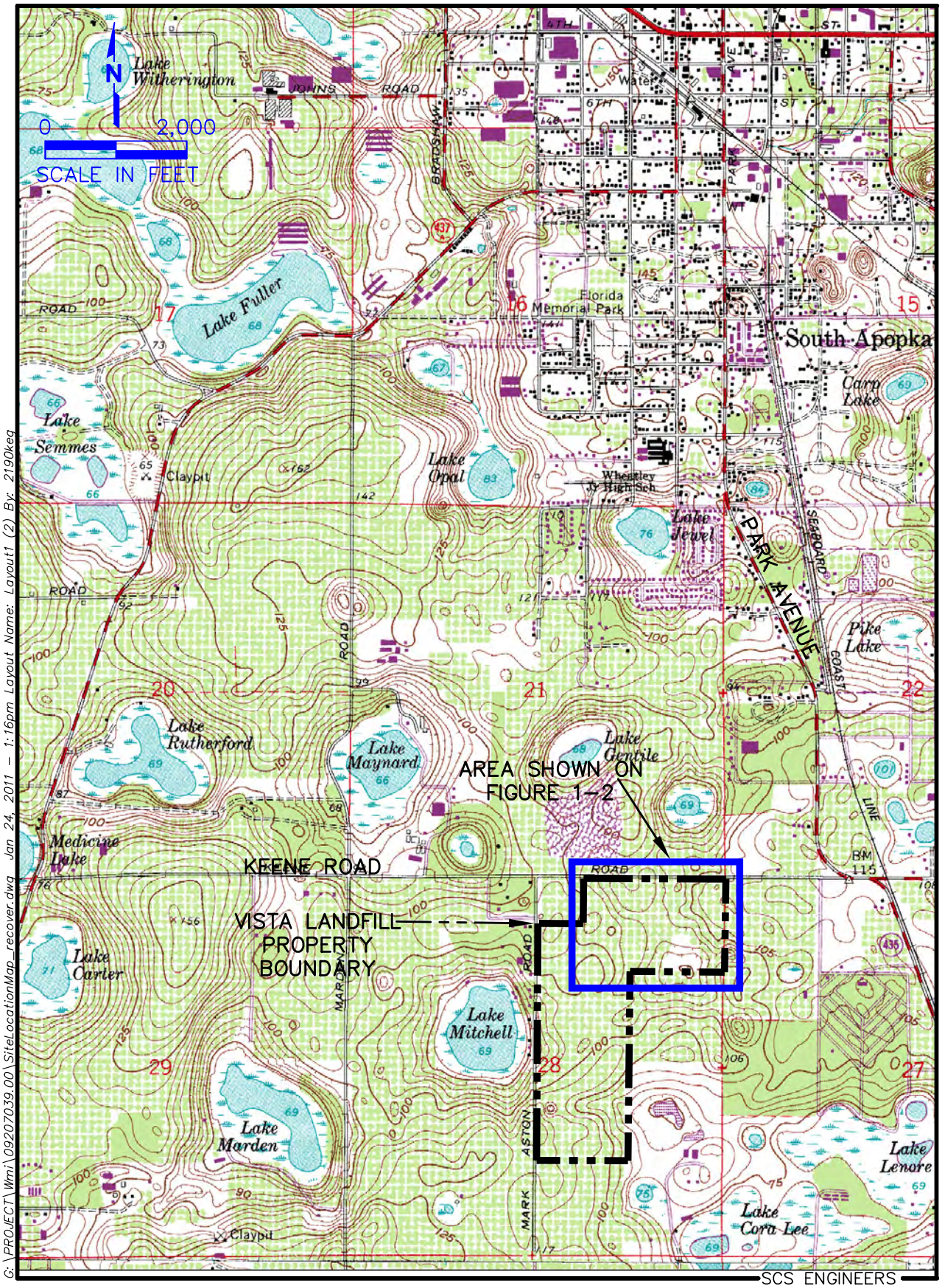

Figure 1-1. Site Location Map, Vista Landfill, Apopka, Florida.

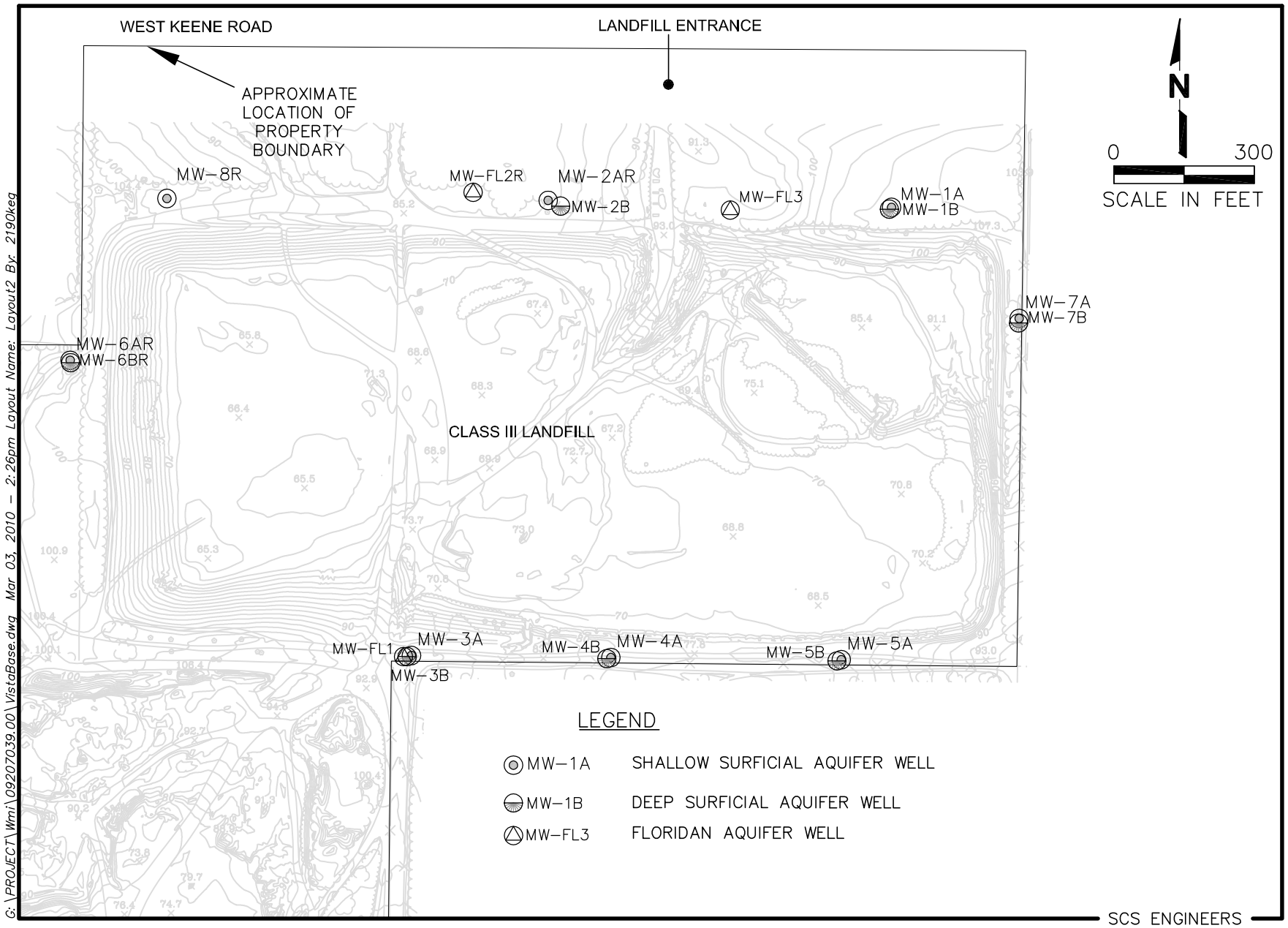

Figure 1-2. Site Map, Vista Landfill, Apopka, Florida.

2 GEOLOGIC AND HYDROGEOLOGIC CHARACTERISTICS

Figure 1-1 shows the topography of the VLF site and region prior to the site being developed as a borrow pit and then as a landfill. The topography indicates the site is located in a region that is internally drained.

Based on SCS' evaluation of VLF hydrogeologic data, the groundwater at VLF primarily occurs in the Hawthorn Group and the underlying Floridan aquifer. The "surficial aquifer" consists of the water-bearing permeable zones of the Hawthorn Group that overlay the Floridan aquifer. The groundwater flow direction of the lower Hawthorn Group tends to mimic the pre-construction topography of the VLF.

The Floridan aquifer underlies the surficial aquifer at the VLF and is separated from it by the clay units of the Hawthorn Group.[1] Karst features (e.g., sinkholes) developed historically in the sediments overlying the upper Floridan aquifer, resulting in the internal drainage characteristics of the region. As a result, runoff and surficial aquifer groundwater flow moves toward and into these karst features, often resulting in development of surface water bodies such as Lake Mitchell, which is located west of the VLF (Figure 1-1).

SEMI-ANNUAL GROUNDWATER FLOW ASSESSMENT

The groundwater flow assessment of the shallow and lower surficial aquifer was performed using the groundwater elevation data obtained on June 12, 2014. This groundwater flow assessment included collecting and compiling groundwater depth measurements, calculating groundwater elevations, and constructing site figures depicting groundwater contours and the estimated groundwater flow direction. Table 2-1 lists monitoring well numbers, measured depths to water, and calculated groundwater elevations. Water level maps generated for the shallow surficial aquifer and lower surficial aquifer are presented in Figures 2-1 and 2-2. These maps are generated using Surfer® Version 10, groundwater contouring computer program, with the interpretation verified by an SCS hydrogeologist.

Shallow Surficial Aquifer

The shallow surficial aquifer is defined here as the uppermost water-bearing zone of the undifferentiated sands and clayey sands that are part of the Hawthorn Group. A water level map of the shallow surficial aquifer was prepared from shallow surficial well data for the June 2014 sampling event and is provided on Figure 2-1.

Groundwater flow typically is expected to be perpendicular to the water level contours. Therefore, the approximate direction of groundwater flow in the shallow surficial aquifer is primarily to the southwest. A portion of the groundwater enters from the northwest section of the site and flows south then southwest. This groundwater flow configuration results from a

[1] The Rust Environment and Infrastructure (RUST) August 1996 (Revised September 1998) report entitled "Keene Road Hydrogeologic Evaluation" Prepared for Waste Management Inc.

Table 2-1. Groundwater Elevation Measurements, Vista Landfill, Apopka, Florida.

Well No.	TOC Elevation (Feet NGVD)	Depth to Water (Feet Below Top of Casing)	June 12, 2014 Groundwater Elevation (Feet NGVD)
MW-1A	109.47	46.57	62.90
MW-1B	109.53	56.99	52.54
MW-2AR	87.22	36.49	50.73
MW-2B	88.46	38.96	49.50
MW-3A	92.87	43.25	49.62
MW-3B	93.06	43.46	49.60
MW-4A	82.04	32.91	49.13
MW-4B	83.18	33.05	50.13
MW-5A	81.86	30.75	51.11
MW-5B	81.27	31.98	49.29
MW-6AR	104.11	53.65	50.46
MW-6BR	103.99	53.62	50.37
MW-7A	109.26	44.78	64.48
MW-7B	109.13	58.14	50.99
MW-8R	99.60	47.55	52.05
MW-FL1	93.16	43.52	49.64
MW-FL2R	86.76	35.55	51.21
MW-FL3	97.49	48.16	49.33

Notes:

NGVD = National Geodetic Vertical Datum, 1929.

TOC = Top of Casing

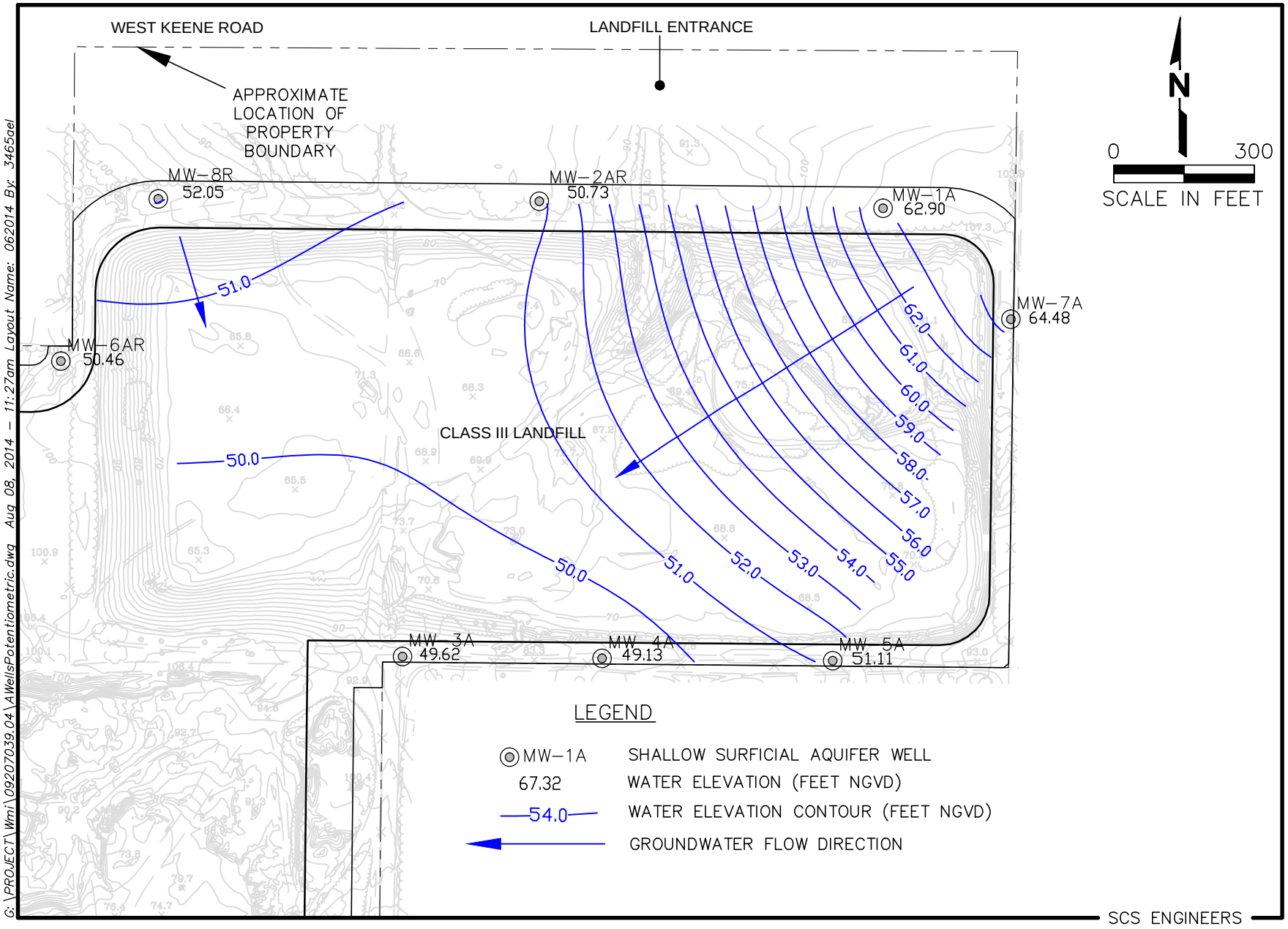

Figure 2-1. June 2014 Shallow Surficial Aquifer Water Level Map, Vista Landfill, Apopka, Florida.

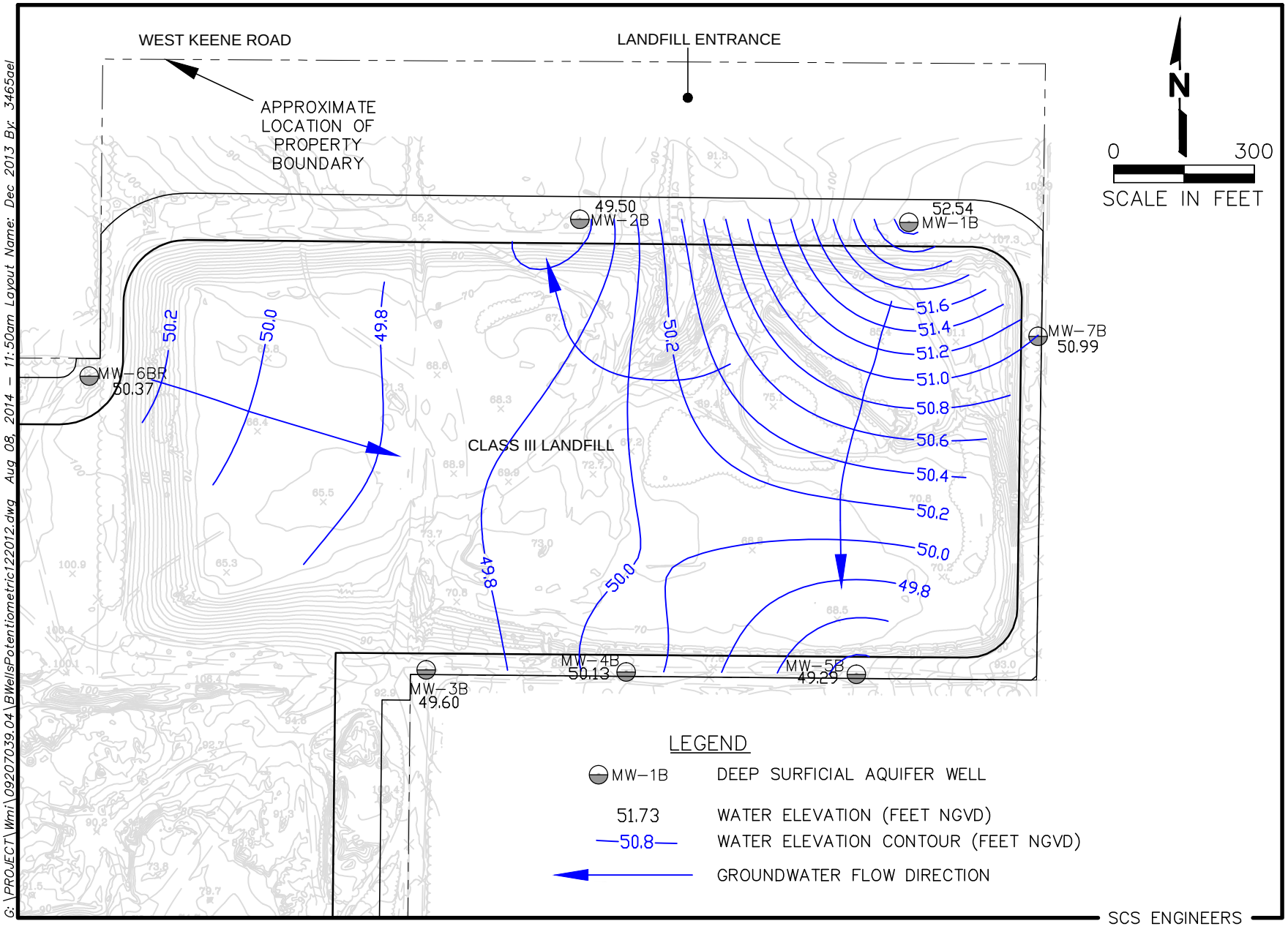

Figure 2–2. June 2014 Intermediate Surficial Aquifer Potentiometric Surface Map, Vista Landfill, Apopka, Florida.

combination of recharge from rainfall infiltration outside the bottom liner, interchange of groundwater with the underlying intermediate surficial aquifer, and lateral inflow to the shallow surficial aquifer from outside the VLF. The flow direction is consistent with previous flow assessments at the Vista Landfill.

Intermediate Surficial Aquifer

A potentiometric map of the intermediate surficial aquifer was prepared from intermediate surficial well data for the June 2014 sampling event (Figure 2-2). Groundwater flow within the intermediate surficial aquifer beneath the VLF apparently consists of multiple flow regimes, as indicated by the groundwater flow direction arrows on Figure 2-2. Groundwater entering from the site's western boundary flows east, northeast, and southeast towards slight lows on the site's northern and southern boundaries. A portion of the groundwater enters near the northeast corner of the site and moves to the south and southwest. This groundwater flow configuration is a combination of interchange of groundwater with the overlying shallow surficial aquifer and lateral inflow to the intermediate surficial aquifer from outside the VLF. These flow directions are consistent with previous flow assessments at the Vista Landfill.

Floridan Aquifer

Due to the limited number of "FL" zone wells for the site (MW-FL2R is a deep surficial aquifer monitoring well), potentiometric maps were not prepared. Regional potentiometric maps for the Floridan aquifer indicate that flow in the aquifer at the VLF is towards the northeast. This is confirmed by the water levels observed at the VLF at Floridan aquifer groundwater monitoring wells MW-FL1 and MW-FL3 (see Table 2-1).

3 LANDFILL MONITORING PROGRAM

The semi-annual program consists of monitoring the surficial and Floridan aquifer groundwater.

GROUNDWATER MONITORING PROGRAM

The surficial aquifer groundwater and Floridan aquifer groundwater currently are monitored at the site at 18 locations. The surficial aquifer is monitored in two zones: the shallow zone ("A" wells) and the intermediate zone ("B" wells). The Floridan aquifer is monitored by the "FL" wells, with the exception of MW-FL2R. Based on well logs and similar water levels to surficial aquifer intermediate zone wells, MW-FL2R appears to be installed in a deep portion of the surficial aquifer deep zone, possibly in a relict karst feature.

Well locations for each monitored zone are shown on Figure 1-2. The monitoring wells with their permitted designations as background or compliance, and respective aquifers for each monitored zone, are listed in Table 3-1. The construction details for the 18 active monitoring wells comprising the monitoring system are included in Table 3-2.

Table 3-1. Active Surficial Aquifer and Floridan Aquifer Groundwater Monitoring Wells at the Vista Landfill

Surficial Aquifer Shallow Zone	Surficial Aquifer Intermediate Zone	Surficial Aquifer Deep Zone	Floridan Aquifer
Background Monitoring Wells			
MW-1A	MW-1B		
MW-2AR	MW-2B		
MW-6AR	MW-6BR		
MW-7A			
MW-8R			
Compliance Monitoring Wells			
MW-3A	MW-3B		MW-FL1
MW-4A	MW-4B		
MW-5A	MW-5B		
	MW-7B		
		MW-FL2R	
			MW-FL3

Note:
1. Wells listed on the same row are part of a cluster of wells.

The current permit requires semi-annual sampling of the background and compliance monitoring wells for the field and laboratory parameters listed below.

Table 3-2. Existing Monitoring Locations and Construction Details, Vista Landfill, Apopka, Florida

WACS ID	Water Quality Monitoring Site ID	Date Installed	Date Abandoned	Well Type	Aquifer Monitored	Top of Casing Elevation (NGVD)	Total Well Depth (Feet BLS)	Outer Casing Diameter/ Depth	Well Diameter	Screen Slot Size	Screen Length (feet)	Top of Screen (Feet BLS)	Bottom of Screen (Feet BLS)	Top of Screen (Feet NGVD)	Bottom of Screen (Feet NGVD)	Northing (NAD 1983)	Easting (NAD 1983)	Latitude (NAD 1983)	Longitude (NAD 1983)
19335	MW-1A[1]	4/20/2004	NA	BG	Shallow Surficial	109.47	69	NA	2	0.006	20	49	69	57	37	1565469.28	492550.11	28° 38' 21.30"	81° 30' 36.28"
19336	MW-1B	4/20/2004	NA	BG	Intermediate Surficial	109.53	96	NA	2	0.010	10	86	96	20	10	1565465.40	492545.32	28° 38' 21.27"	81° 30' 36.33"
ND	MW-2A	ND	1/15/2007	BG	Shallow Surficial	ND	ND	NA	ND	ND	ND	ND	ND	ND	ND	ND	ND	ND	ND
19337	MW-2AR	1/23/2007	NA	BG	Shallow Surficial	87.22	39.94	NA	2	0.006	10	29.44	39.44	59.91	49.91	1565481.98	491815.07	28° 38' 21.40"	81° 30' 44.53"
19338	MW-2B	4/22/2004	NA	BG	Intermediate Surficial	88.46	73	NA	2	0.006	10	63	73	20	10	1565471.82	491843.09	28° 38' 21.30"	81° 30' 44.21"
19339	MW-3A	4/13/2004	NA	CO	Shallow Surficial	92.87	56	NA	2	0.006	30	36	56	57	37	1564509.87	491522.95	28° 38' 11.76"	81° 30' 47.76"
19340	MW-3B	4/13/2004	NA	CO	Intermediate Surficial	93.06	83	NA	2	0.010	10	73	83	20	10	1564509.53	491514.75	28° 38' 11.76"	81° 30' 47.85"
19341	MW-4A	4/14/2004	NA	CO	Shallow Surficial	82.04	42	NA	2	0.006	20	22	42	57	37	1564505.59	491949.09	28° 38' 11.74"	81° 30' 42.98"
19342	MW-4B	4/14/2004	NA	CO	Intermediate Surficial	83.18	69	NA	2	0.006	10	59	69	20	10	1564505.16	491941.64	28° 38' 11.73"	81° 30' 43.06"
19343	MW-5A	4/14/2004	NA	CO	Shallow Surficial	81.86	40	NA	2	0.006	20	20	40	57	37	1564500.86	492441.55	28° 38' 11.71"	81° 30' 37.45"
19344	MW-5B	4/14/2004	NA	CO	Intermediate Surficial	81.27	67	NA	2	0.006	10	57	67	20	10	1564500.47	492433.39	28° 38' 11.71"	81° 30' 37.54"
ND	MW-6A	4/15/2004	1/12/2007	BG	Shallow Surficial	101.94	61	NA	2	0.010	20	41	61	57	37	ND	ND	ND	ND
19345	MW-6AR	1/30/2007	NA	BG	Shallow Surficial	104.11	69.37	NA	2	0.010	20	48.87	68.87	52.27	32.27	1565140.42	490793.55	28° 38' 17.97"	81° 30' 55.98"
ND	MW-6B	4/15/2004	1/12/2007	BG	Intermediate Surficial	101.98	88	NA	2	0.010	10	78	88	20	10	ND	ND	ND	ND
19346	MW-6BR	1/30/2007	NA	BG	Intermediate Surficial	103.99	88.58	NA	2	0.010	10	78.08	88.08	22.98	12.98	1565137.25	490795.56	28° 38' 17.94"	81° 30' 55.95"
19347	MW-7A	4/20/2004	NA	BG	Shallow Surficial	109.26	69	NA	2	0.006	20	49	69	57	37	1565230.04	492821.74	28° 38' 18.95"	81° 30' 33.22"
19348	MW-7B	4/19/2004	NA	CO	Intermediate Surficial	109.13	96	NA	2	0.01	10	86	96	20	10	1565222.30	492821.61	28° 38' 18.87"	81° 30' 33.22"
ND	MW-8	4/23/2004	1/12/2007	BG	Shallow Surficial	99.7	60	NA	2	0.006	10	50	60	47	37	ND	ND	ND	ND
19868	MW-8R	1/25/2007	NA	BG	Shallow Surficial	99.6	72.12	NA	2	0.006	10	61.62	71.72	35.05	25.05	1565489.06	490997.80	28° 38' 21.43"	81° 30' 53.70"
19879	MW-FL1	4/13/2004	NA	CO	Floridan	93.16	125	NA	2	0.010	10	115	125	-45	-35	1564509.43	491507.05	28° 38' 11.76"	81° 30' 47.94"
ND	MW-FL2	4/22/2004	1/15/2007	CO	Floridan	87.4	130	NA	2	0.006	10	120	130	-45	-35	ND	ND	ND	ND
19880	MW-FL2R	1/29/2007	NA	CO	Deep Surficial	86.76	129.95	6"/0' to 80'	2	0.006	10	119.45	129.45	-45.54	-35.54	1565501.29	491655.91	28° 38' 21.58"	81° 30' 46.32"
19881	MW-FL3	4/21/2004	NA	CO	Floridan	97.49	140	NA	2	0.010	10	130	140	-45	-35	1565463.35	492205.45	28° 38' 21.23"	81° 30' 40.15"
22828	L-1	NA	NA	CO	Leachate	NA	NA	NA	NA	NA	NA	NA	NA	NA	NA	ND	ND	ND	ND

Notes:

1. Survey Information was obtained from the May 25, 2007 Geosyntec Consultants Environmental Monitoring Location Map.
2. Well construction information obtained from the July 2004, Collinas Group, Inc., Groundwater Monitoring Well Installation Report, Buttrey Landfill Parcel.
3. Well construction information obtained from the March 15, 2007, Professional Service Industries, Inc., Monitoring Well Completion and Well Abandonment Report.
4. NGVD = National Geodetic Vertical Datum of 1929.
5. NAD 1983 = North American Datum of 1983.
6. WACS = State Water Assurance Compliance System.
7. BLS = Below Landsurface.
8. NA = Not Applicaple.
9. BG = Background.
10. CO = Compliance.
11. ND = Data not available.
12. OT = Other.
13. ID = Identification.

Field Parameters

- Static water level before purging
- Specific conductivity
- pH
- Dissolved oxygen
- Turbidity
- Temperature
- Color and sheens by observation

Laboratory Parameters

- Total ammonia-nitrogen
- Chlorides
- Iron
- Mercury
- Nitrate
- Sodium
- Total dissolved solids (TDS)
- Parameters listed in 40 CFR (Code of Federal Regulations) Part 258, Appendix I

Additional Parameters

During the initial background monitoring event prior to the placement of waste, some parameters exceeded the Primary Drinking Water Standards (PDWS) or Secondary Drinking Water Standards (SDWS). These included the following parameters which were added to the semi-annual monitoring:

- Aluminum
- Manganese
- Gross Alpha

Semi-annual reporting of the results of groundwater sampling is performed in accordance with the VLF MPIS.

LEACHATE MONITORING PROGRAM

E-mail correspondence dated September 25, 2012, from Kim Rush, FDEP, granted approval to remove annual leachate sampling and analysis from the site requirements per the Chapter 62-701, FAC, rule change. Leachate sampling was terminated accordingly.

SEMI-ANNUAL GROUNDWATER MONITORING EVENT

Appendix A includes the laboratory analytical data and field forms. Table 3-3 lists groundwater quality detections and exceedances. In accordance with Chapter 62-701, FAC, groundwater results were compared to PDWS and SDWS listed in Chapter 62-550. For this routine

Table 3-3. Summary of Groundwater Quality Analytical Results (Detected Parameters Only)
Vista Landfill, June 2014

Parameter	Standard	MCL	Units	MW-1A	MW-1B	MW-2AR	MW-2B	MW-3A	MW-3B	MW-4A	MW-4B	MW-5A	MW-5B	MW-6AR	MW-6BR	MW-7A	MW-7B	MW-8R	MW-FL1	MW-FL2R	MW-FL3
Well type				BG	BG	BG	BG	CO	CO	CO	CO	CO	CO	BG	BG	BG	CO	BG	CO	CO	CO
Volatile Organic Compounds																					
Acetone	GCTL	6300	ug/L	4.3 I	3.5 I	1.9 U	6.5 I	1.9 U	4.1 I	3.5 I	7.2 I	4.9 I	1.9 U	5.6 I	4.8 I	6.6 I	5.5 I	1.9 U	1.9 U	12 I	3.5 I
Chloroform	GCTL	70	ug/L	0.17 I	0.16 U	0.16 U	0.16 U	0.16 U	0.16 U	0.16 U	0.16 U	0.16 U	0.16 U	0.16 U	0.58 I	0.16 U	0.16 U	0.16 U	0.16 U	0.16 U	0.16 U
Metals																					
Aluminum	SDWS	200	ug/L	240	30 I	1600	130	460	180	48 I	24 I	60 I	280	120	190	60 I	78 I	290	62 I	990	120
Antimony	PDWS	6	ug/L	0.4 U	0.4 U	0.4 U	0.4 U	0.4 U	0.4 U	0.4 U	0.4 U	0.4 U	0.4 U	0.4 U	0.4 U	0.4 U	0.69 I	2.3	0.4 U	0.83 I	0.4 U
Arsenic	PDWS	10	ug/L	0.33 U	3.1 I	0.45 I	0.34 I	0.33 U	0.34 I	0.33 U	0.33 U	0.33 U	6	0.33 U	1 I	0.33 U	0.62 I	0.54 I	0.33 U	1.4 I	0.53 I
Barium	PDWS	2000	ug/L	26	8.4 I	22	6.5 IV	49	66	21	9 IV	46	12	25	9.7 I	15	3.7 I	10	32	9.7 I	26
Beryllium	PDWS	4	ug/L	0.08 U	0.08 U	0.13 I	0.08 U	0.08 U	0.08 U	0.14 I	0.08 U	0.08 U	0.08 U	0.08 U	0.089 I	0.08 U	0.23 I	0.08 U	0.08 U	0.08 U	0.08 U
Cadmium	PDWS	5	ug/L	0.5 UJ	0.45 UJ	0.45 UJ	0.45 UJ	0.45 UJ	0.45 UJ	0.45 UJ	0.45 UJ	0.45 UJ	0.45 UJ	0.45 UJ	0.45 UJ	0.45 UJ	0.45 UJ	0.45 UJ	0.45 UJ	0.45 UJ	0.45 UJ
Chromium	PDWS	100	ug/L	1.7 I	0.66 U	5.4 I	1.3 I	2.4 I	1.5 I	0.66 U	0.66 U	1.1 I	0.72 I	1.1 I	7.6 I	1.8 I	0.66 U	2.2 I	0.66 U	20	0.66 U
Cobalt	GCTL	140	ug/L	2.4 I	1.2 U	1.2 U	1.2 U	1.2 U	1.2 U	1.2 U	1.2 U	1.2 U	1.2 U	1.2 U	1.2 U	1.2 U	1.2 U	1.2 U	1.2 U	1.2 U	1.2 U
Copper	SDWS	1000	ug/L	2.8 I	1.6 I	2.1 I	1.4 U	1.4 U	1.4 U	1.4 U	1.4 U	1.4 U	1.4 U	2.8 I	1.5 I	2.1 I	1.4 U	5.7 I	1.7 I	1.6 I	1.5 I
Iron	SDWS	300	ug/L	150	22 U	550	46 I	230	97 I	22 U	22 U	22 U	110	55 I	160	96 I	35 I	220	51 I	26 I	300
Lead	PDWS	15	ug/L	2.6 U	2.6 U	2.6 I	2.6 U	2.6 U	2.6 U	2.6 U	2.6 U	2.6 U	2.6 U	2.6 U	2.6 U	2.6 U	2.6 U	2.6 U	2.6 U	3.2 I	2.6 U
Manganese	SDWS	50	ug/L	14	0.64 I	23	0.84 IV	2.4 I	6.6 I	34	8 I	4.2 I	3.9 I	7.2 I	15	2.3 I	0.88 I	2.6 IV	7.9 I	0.48 IV	43
Nickel	PDWS	100	ug/L	4.5 I	1.4 I	1.3 U	1.3 U	1.3 U	1.3 U	3.3 I	1.5 I	1.3 U	1.3 U	1.6 I	2 I	2.6 I	1.3 U	2.2 I	1.3 U	1.3 U	1.3 U
Selenium	PDWS	50	ug/L	4.9 U	4.9 U	4.9 U	4.9 U	4.9 U	4.9 U	4.9 U	4.9 U	4.9 U	4.9 U	4.9 U	4.9 U	4.9 U	4.9 U	4.9 U	4.9 U	7.5 I	4.9 U
Silver	SDWS	100	ug/L	0.93 U	0.95 I	0.93 U	0.93 U	0.99 I	1.2 I	0.93 U	1 IV	0.93 U	0.93 I	0.93 U	0.93 U	1 I	0.93 U	0.93 U	1.1 I	0.93 U	0.93 U
Sodium	PDWS	160	mg/L	7.9	5.3	2.2	4.9	3.3	3.4	1.2	1.4	2.4	4.4	12	8.5	6.4	6.7	11	8.9	1.7	5.6
Thallium	PDWS	2	ug/L	0.055 IV	0.05 U	0.05 U	0.05 U	0.071 IV	0.1 IV	0.05 U	0.05 U	0.11 IV	0.12 IV	0.052 I	0.25 I	0.13 IV	0.29 IV	0.05 U	0.15 IV	0.05 U	0.06 IV
Vanadium	GCTL	49	ug/L	1.1 U	1.1 U	2.1 I	1.5 I	1.4 I	2.3 I	1.1 U	1.1 U	1.1 U	1.1 U	1.1 U	2.6 I	1.1 U	1.1 U	1.5 I	1.5 I	15	1.1 U
Zinc	SDWS	5000	ug/L	4.5 U	4.5 U	4.5 U	4.5 U	4.5 U	4.5 U	270	4.5 U	6.3 I	4.5 U	4.5 U	4.5 U	4.5 U	4.5 U	9.6 I	4.5 U	4.5 U	13 I
Radiochemistry																					
Gross Alpha	PDWS	15	pCi/L	3.21	3.09	2.1	3.73	6.95	4.23	1.04 U	0.438 U	5.42	14.1	3.73	1.85 U	2.77	2.03	4.88	1.81	1.05 U	3.74
General Chemistry																					
Ammonia as N	GCTL	2.8	mg/L	0.022 U	0.022 U	0.022 UJ	0.022 UJ	0.022 U	0.022 U	0.022 U	0.022 UJ	0.022 U	0.022 U	0.023 I	0.022 U	0.022 U	0.022 U	0.022 UJ	0.022 U	0.022 UJ	0.025 I
Chloride	SDWS	250	mg/L	13	6.1	2.4 I	4.9	3.1	4.7	1.9 I	3.1	2.3 I	7.7	22	22	10	3.7	4.6	15	4.7	9.2
Nitrate (as N)	PDWS	10	mg/L	14	0.19 I	0.49 I	0.59	2.5	2.6	0.81	1	2.5	0.56	14 Q	4.3	12 Q	0.099 I	1.2	1.5	0.73	0.042 U
Total Dissolved Solids	SDWS	500	mg/L	280	96	22	78	72	100	43	25	46	130	150	180	210	79	88	180	120	150
Field Parameters																					
Conductivity	NS	NS	umhos/cm	412	174	28	138	98	183	66	32	59	215	232	301	321	140	189	325	147	250
Dissolved Oxygen	NS	NS	mg/L	0.7	0	4.6	0	4.1	2.5	0.4	0.6	3.8	0	3.4	1.3	0.8	0.1	2	0.3	1.2	0
Dissolved Oxygen	MPIS	20	% Sat.	8.16	0	55.67	0	49.62	29.7	4.84	7.26	45.99	0	41.15	15.44	9.5	1.17	23.76	3.56	14.26	0
Field pH	SDWS	6.5-8.5	SU	7.09	7.63	5.23	7.9	6.71	6.69	4.79	5.37	4.59	7.57	5.2	7.83	7.06	7.24	6.41	6.91	9.35	7.23
Field Temperature	NS	NS	Degrees C	23.4	23.1	24.9	24.7	24.7	24.2	24.9	24.8	24.7	24.7	24.8	23.8	23.9	23.4	24.3	23.7	23.9	23.4
Turbidity	NS	NS	NTU	2.85	2.06	12.14	2.8	3.44	3.5	2.92	2.71	3.87	4.55	5.53	3.59	2.7	3.72	6.16	7.78	5	7.79

NOTES:
1. PDWS = Primary Drinking Water Standard (62-550 F.A.C.)
2. SDWS = Secondary Drinking Water Standard (62-550 F.A.C.)
3. GCTL = Groundwater Clean-up Target Level (62-777 F.A.C.)
4. MPIS = Monitoring Plan Implementation Schedule
5. NS = No numeric standard has been set for this analyte.
6. mg/L = milligrams per liter
7. ug/L= micrograms per liter
8. NTU = nephelometric turbidity units
9. Yellow shaded values indicate parameter concentrations exceeded respective PDWS, SDWS, or GCTL.
10. Degrees C = Degrees Celcius
11. pCi/L = picocuries per liter
12. umhos/cm = micromhos per centimeter
13. **U** = Analyte concentration was below the laboratory detection limit (value shown).
14. **I** = Analyte concentration was between the laboratory detection limit and laboratory practical.
15. **V** = Analyte was detected in the sample and an associated method blank.
16. **Q =** Sample held beyond the accepted holding time.
17. BG= Background well
18. CO = Compliance well
19. % Sat = Percent saturation
20. Percent saturation of dissolved oxygen calculated from http://www.fivecreeks.org/monitor/do.html.

groundwater monitoring report, groundwater cleanup target levels (GCTLs) in Rule 62-777, FAC, were used for constituents that do not have a PDWS or SDWS as a screening tool for potential anomalies in the concentration data that may require further consideration or review. Per Chapter 62-701.510(7)(c)2), GCTLs are only applicable to solid waste facilities outside of the zone of discharge.

Metals Exceedances

Metals with concentrations in excess of applicable groundwater standards or GCTLs in select wells include:

- Aluminum
- Iron

These exceedances are discussed below and are listed in Table 3-3. As discussed in previous monitoring reports, aluminum and iron were present in groundwater at the VLF in excess of their respective SDWS concentrations prior to waste placement.

Aluminum

During the June 2014 sampling event, the FDEP SDWS of 200 micrograms per liter (μg/L) for aluminum was exceeded at background wells MW-1A (240 μg/L), MW-2AR (1,600 μg/L), and MW-8R (290 μg/L) and at compliance wells MW-3A (460 μg/L), MW-5B (280 μg/L), and MW-FL2R (990 μg/L).

The aluminum concentrations in background wells MW-1A, MW-2AR, and MW-8R indicate that aluminum is naturally elevated in this area and does not appear to be related to the landfill operations. Additionally, aluminum was found at concentrations in excess of the SDWS prior to waste placement.

The concentrations detected are consistent with the data collected prior to waste placement.

Iron

The concentration of iron in the groundwater at VLF ranged from non-detected to 550 μg/L during the June 2014 semi-annual sampling. The FDEP SDWS of 300 μg/L for iron was exceeded at background well MW-2AR (550 μg/L).

The concentration detected at background monitoring well MW-2AR is consistent with historical values. Additionally, MW-2AR is a background well indicating that the iron concentration is not likely related to landfill operations.

Inorganic Parameters Exceedances and Trends

Nitrate and dissolved oxygen exceeded their applicable standards at specific wells. Additionally, the pH concentrations at some monitoring wells fell outside the SDWS range for pH. These parameters are discussed below.

Nitrate

The FDEP PDWS of 10 milligrams per liter (mg/L) for nitrate was exceeded at background wells MW-1A (14 mg/L), MW-6AR (14 **Q** mg/L), and MW-7A (12 **Q** mg/L). These results were consistent with recent nitrate values obtained from these wells. The "**Q**" qualifier indicates that the samples for MW-6AR and MW-7A were held beyond the accepted holding time; however, the value is still usable for reporting purposes.

No exceedances of nitrate occurred at other monitoring wells. The exceedances at MW-1A, MW-6AR, and MW-7A are not due to the landfill. These wells are located hydraulically up gradient and, in the case of MW-7A, nitrate was detected in previous monitoring events prior to the placement of waste. Nitrate exceedances may be related to Rapid Infiltration Basin (RIB) facilities, which have been previously documented as potential sources for nitrates.[2]

Dissolved Oxygen

Dissolved oxygen values (calculated from field measurements) were above the VLF MPIS limit of not greater than 20 percent oxygen saturation at background monitoring wells MW-2AR (55.67%), MW-6AR (41.15%), and MW-8R (23.76%), and at compliance monitoring wells MW-3A (49.62%), MW-3B (29.70%), and MW-5A (45.99%).

Monitoring wells were purged and sampled with a bladder pump at a low flow rate as indicated by their relative gpm (gallons per minute) pumping rates as follows: MW-2AR (0.13 gpm), MW-3A (0.15 gpm), MW-3B (0.30 gpm), MW-5A (0.13 gpm), MW-6AR (0.17 gpm), and MW-8R (0.18 gpm). During the stabilization readings the dissolved oxygen concentration remained relatively steady.

pH

The pH was below the SDWS range of 6.5 to 8.5 units in background monitoring wells MW-2AR (5.23 units), MW-6AR (5.20 units), and MW-8R (6.41 units) and in compliance wells MW-4A (4.79 units), MW-4B (5.37 units), and MW-5A (4.59 units). Low groundwater pH in this region is the result of low pH in precipitation, rapid recharge, and little buffering capacity of the surficial sands. The pH levels observed at VLI are characteristic of the ground water in this region of Florida.

The pH was above the SDWS range of 6.5 to 8.5 units in monitoring well MW-FL2R (9.35 units). The high pH indicates the potential presence of grout in the sand pack that may be due to well construction or related to the abandonment of MW-FL2. However, the groundwater analytical data show that the problem only affects the pH, and that the overall geochemistry is similar to the other wells. Therefore, this well is suitable to continue as a compliance well with the understanding that the pH may be elevated and is considered an artifact of well construction.

[2] Special Publication SJ2006-SP3, *Estimates Of Upper Floridan Aquifer Recharge Augmentation Based On Hydraulic And Water-Quality Data (1986-2002) From The Water Conserv II RIB Systems, Orange County, Florida* (http://sjr.state.fl.us/programs/outreach/pubs/techpubs/pdfs/SP/SJ2006-SP3.pdf)

Organic Parameters Exceedances and Trends

Organic parameters were not detected above their respective PDWS, SDWS, and GCTLs.

Volatile Organic Compound Detections

There were low level volatile organic compound (VOC) detections below FDEP water quality standards. Acetone was detected at estimated concentrations below the GCTL (6,300 µg/L) at background monitoring wells MW-1A (4.3 **I** µg/L), MW-1B (3.5 **I** µg/L), MW-2B (6.5 **I** µg/L), MW-6AR (5.6 **I** µg/L), MW-6BR (4.8 **I** µg/L), and MW-7A (6.6 **I** µg/L) and at compliance monitoring wells MW-3B (4.1 **I** µg/L), MW-4A (3.5 **I** µg/L), MW-4B (7.2 **I** µg/L), MW-5A (4.9 **I** µg/L), MW-7B (5.5 **I** µg/L), MW-FL2R (12 **I** µg/L), and MW-FL3 (3.5 **I** µg/L). Chloroform was detected at estimated concentrations below the GCTL (70 µg/L) at background monitoring wells MW-1A (0.17 **I** µg/L) and MW-6BR (0.58 **I** µg/L). The "**I**" qualifier indicates that the reported values are between the laboratory method detection limit and the laboratory practical quantitation limit.

Semi-Volatile Organic Compound Detections

Semi-volatile organic compounds were not detected during the June 2014 monitoring event.

4 SUMMARY

The groundwater flow assessment shows that shallow surficial aquifer groundwater in the vicinity of the site flows toward the southwest corner of the landfill. The groundwater flow direction in the intermediate surficial aquifer is variable with groundwater flowing into the site from the northeast corner and flowing to the south-southeast and with groundwater flowing into the site from the southern and western boundaries flowing to the northwest corner of the site. Regional potentiometric maps for the Floridan aquifer indicate that flow is towards the northeast and is confirmed by the data from the Floridan aquifer monitoring wells.

E-mail correspondence dated September 25, 2012, from Kim Rush, FDEP, granted approval to remove annual leachate sampling and analysis from the site requirements per the Chapter 62-701, FAC, rule change. Leachate sampling was terminated accordingly.

Aluminum concentrations were detected above the SDWS in select monitoring wells and are related to background concentrations. The aluminum exceedances are consistent with historical data.

Iron was detected above the SDWS in background monitoring well MW-2AR. The concentration is consistent with historical values. This iron exceedance is not related to landfill activities.

Nitrate exceeded its PDWS in background monitoring wells MW-1A, MW-6AR, and MW-7A. The slightly elevated nitrate levels are attributed to background conditions, possibly associated with local RIBs facilities.

Dissolved oxygen values (field measurement) were above the VLF MPIS limit of not greater than 20% oxygen saturation in the groundwater at background monitoring wells MW-2AR, MW-6AR, and MW-8R, and at compliance monitoring wells MW-3A, MW-3B, and MW-5A. These measurements were collected using low flow techniques and are considered to be a natural characteristic of the aquifer system at these wells.

Field pH levels fell outside the SDWS range for pH at select monitoring wells. The low pH levels in select monitoring wells are attributed to Florida's ambient groundwater quality characteristics due to low pH rainfall, rapid recharge, and the limited buffering capability of Florida's sandy soils. The elevated level of pH in monitoring well MW-FL2R is considered an artifact of well construction.

APPENDIX A

LABORATORY ANALYTICAL RESULTS AND FIELD FORMS

TestAmerica

THE LEADER IN ENVIRONMENTAL TESTING

ANALYTICAL REPORT

TestAmerica Laboratories, Inc.
TestAmerica Denver
4955 Yarrow Street
Arvada, CO 80002
Tel: (303)736-0100

TestAmerica Job ID: 280-56612-1
Client Project/Site: FL26|Vista
Sampling Event: Annual GW June

For:
Waste Management
Keene Road Landfill
242 West Keene Road
Apopka, Florida 32703

Attn: Mr. Paul Bermillo

Danielle Harrington

Authorized for release by:
6/30/2014 1:17:06 PM

Danielle Harrington, Project Manager II
(303)736-0176
danielle.harrington@testamericainc.com

LINKS

Review your project results through TotalAccess

Have a Question? Ask The Expert

Visit us at: www.testamericainc.com

The test results in this report meet all 2003 NELAC and 2009 TNI requirements for accredited parameters, exceptions are noted in this report. This report may not be reproduced except in full, and with written approval from the laboratory. For questions please contact the Project Manager at the e-mail address or telephone number listed on this page.

This report has been electronically signed and authorized by the signatory. Electronic signature is intended to be the legally binding equivalent of a traditionally handwritten signature.

Results relate only to the items tested and the sample(s) as received by the laboratory.

Table of Contents

Cover Page 1
Table of Contents 2
Definitions/Glossary 3
Case Narrative 4
Detection Summary 6
Method Summary 18
Sample Summary 19
Client Sample Results 20
Surrogate Summary 70
QC Sample Results 72
QC Association Summary 92
Lab Chronicle 103
Chain of Custody 114
Receipt Checklists 196

Qualifiers

GC/MS VOA

Qualifier	Qualifier Description
U	Indicates that the compound was analyzed for but not detected.
I	The reported value is between the laboratory method detection limit and the laboratory practical quantitation limit.

GC Semi VOA

Qualifier	Qualifier Description
U	Indicates that the compound was analyzed for but not detected.

Metals

Qualifier	Qualifier Description
U	Indicates that the compound was analyzed for but not detected.
I	The reported value is between the laboratory method detection limit and the laboratory practical quantitation limit.
V	Indicates that the analyte was detected at or above the method detection limit in both the sample and the associated method blank and the value of 10 times the blank value was equal to or greater than the associated sample value.
J3	Estimated value; value may not be accurate. Spike recovery or RPD outside of criteria.

General Chemistry

Qualifier	Qualifier Description
U	Indicates that the compound was analyzed for but not detected.
J3	Estimated value; value may not be accurate. Spike recovery or RPD outside of criteria.
I	The reported value is between the laboratory method detection limit and the laboratory practical quantitation limit.
Q	Sample held beyond the accepted holding time.

Rad

Qualifier	Qualifier Description
F3	Duplicate RPD exceeds the control limit
U	Result is less than the sample detection limit.

Glossary

Abbreviation	These commonly used abbreviations may or may not be present in this report.
¤	Listed under the "D" column to designate that the result is reported on a dry weight basis
%R	Percent Recovery
CFL	Contains Free Liquid
CNF	Contains no Free Liquid
DER	Duplicate error ratio (normalized absolute difference)
Dil Fac	Dilution Factor
DL, RA, RE, IN	Indicates a Dilution, Re-analysis, Re-extraction, or additional Initial metals/anion analysis of the sample
DLC	Decision level concentration
MDA	Minimum detectable activity
EDL	Estimated Detection Limit
MDC	Minimum detectable concentration
MDL	Method Detection Limit
ML	Minimum Level (Dioxin)
NC	Not Calculated
ND	Not detected at the reporting limit (or MDL or EDL if shown)
PQL	Practical Quantitation Limit
QC	Quality Control
RER	Relative error ratio
RL	Reporting Limit or Requested Limit (Radiochemistry)
RPD	Relative Percent Difference, a measure of the relative difference between two points
TEF	Toxicity Equivalent Factor (Dioxin)
TEQ	Toxicity Equivalent Quotient (Dioxin)

Job ID: 280-56612-1

Laboratory: TestAmerica Denver

Narrative

CASE NARRATIVE

Client: Waste Management

Project: FL26|Vista

Report Number: 280-56612-1

With the exceptions noted as flags or footnotes, standard analytical protocols were followed in the analysis of the samples and no problems were encountered or anomalies observed. In addition all laboratory quality control samples were within established control limits, with any exceptions noted below. Each sample was analyzed to achieve the lowest possible reporting limit within the constraints of the method. In some cases, due to interference or analytes present at high concentrations, samples were diluted. For diluted samples, the reporting limits are adjusted relative to the dilution required.

This report may include reporting limits (RLs) less than TestAmerica's standard reporting limit. The reported sample results and associated reporting limits are being used specifically to meet the needs of this project. Note that data are not normally reported to these levels without qualification because they are inherently less reliable and potentially less defensible than required by the latest industry standards.

This submission may contain field data obtained by the sampler. The methods referenced in this submission for the field data results may not be the methods used to obtain the field data by the sampler.

RECEIPT

The samples were received on 06/13/2014 at temperatures of 1.5C, 1.8C, and 2.2C. These samples have been logged in login 280-56612-1.

The samples were received on 06/14/2014 at temperatures of 3.8C, 4.9C, and 4.7C. These samples have been logged in login 280-56638-1.

All sample bottles were received in acceptable condition.

HOLDING TIMES

Due to a required dilution, sample MW-6AR and MW-7A was analyzed past the EPA-recommended holding time for method 300.0 Nitrate; the original analysis of the undiluted sample was performed within holding time. The out-of-hold, diluted result is confirmed by the undiluted result; only the diluted result has been reported. There is no impact on data usability.

All other Holding Times were met.

METHOD BLANKS

Low levels of Sodium are present in the method blank associated with QC batch 280-231403. Because the concentration in the method blank is not present at a level greater than the reporting limit, corrective action is deemed unnecessary.

Low levels of Barium, Silver, and Manganese are present in the method blank associated with QC batch 280-231404. Because the concentration in the method blank is not present at a level greater than the reporting limit, corrective action is deemed unnecessary.

Low levels of Thallium are present in the method blank associated with QC batch 280-230582. Because the concentration in the method blank is not present at a level greater than the reporting limit, corrective action is deemed unnecessary.

All other Method Blanks were within the acceptance limits.

Job ID: 280-56612-1 (Continued)

Laboratory: TestAmerica Denver (Continued)

LABORATORY CONTROL SAMPLES (LCS)

The LCS for method 6010B exhibited a percent recovery above the QC limits for Cadmium. This is an indicator that data may be biased high. As no detectable concentrations are present in the associated samples, corrective action is deemed unnecessary. Usability of the sample data is not compromised.

All other Laboratory Control Samples were within the acceptance limits.

MATRIX SPIKE (MS) and MATRIX SPIKE DUPLICATES (MSD)

The method 8011 required MS/MSD could not be performed, due to insufficient sample volume submitted. Method precision and accuracy have been verified by the acceptable LCS/LCSD analysis data.

MS/MSD analyses were performed on sample MW-1AR. The MS/MSD for method 350.1 exhibited spike recoveries outside the QC limits for Ammonia. Method precision and accuracy have been verified by the acceptable LCS/LCSD analysis data.

GENERAL CHEMISTRY

Several samples were analyzed at dilutions for Method 300.0A due to high concentrations of Nitrate. The reporting limits have been adjusted accordingly.

General Comments

The analyses for Radiochemistry were performed at the TestAmerica St. Louis laboratory.
TestAmerica St. Louis
13715 Rider Trail North
Earth City, MO 63045
Phone: 314-298-8566

Detection Summary

Client: Waste Management
Project/Site: FL26|Vista

TestAmerica Job ID: 280-56612-1

Client Sample ID: MW-1A — Lab Sample ID: 280-56612-1

Analyte	Result	Qualifier	NONE	NONE	Unit	Dil Fac	D	Method	Prep Type
Groundwater Elevation	62.90				ft/msl	1		Field Sampling	Total/NA
Field pH	7.09				SU	1		Field Sampling	Total/NA
Field Conductivity	412				umhos/cm	1		Field Sampling	Total/NA
Field Temperature	23.4				Degrees C	1		Field Sampling	Total/NA
Field Turbidity	2.85				NTU	1		Field Sampling	Total/NA
Field Dissolved Oxygen	0.7				mg/L	1		Field Sampling	Total/NA

Analyte	Result	Qualifier	RL	MDL	Unit	Dil Fac	D	Method	Prep Type
Acetone	4.3	I	20	1.9	ug/L	1		8260B	Total/NA
Chloroform	0.17	I	1.0	0.16	ug/L	1		8260B	Total/NA
Aluminum	240		100	18	ug/L	1		6010B	Total Recoverable
Barium	26		10	0.58	ug/L	1		6010B	Total Recoverable
Cadmium	0.50	I J3	5.0	0.45	ug/L	1		6010B	Total Recoverable
Cobalt	2.4	I	10	1.2	ug/L	1		6010B	Total Recoverable
Chromium	1.7	I	10	0.66	ug/L	1		6010B	Total Recoverable
Copper	2.8	I	15	1.4	ug/L	1		6010B	Total Recoverable
Nickel	4.5	I	40	1.3	ug/L	1		6010B	Total Recoverable
Iron	150		100	22	ug/L	1		6010B	Total Recoverable
Manganese	14		10	0.25	ug/L	1		6010B	Total Recoverable
Sodium	7.9		1.0	0.092	mg/L	1		6010B	Total Recoverable
Thallium	0.055	I V	1.0	0.050	ug/L	1		6020	Total Recoverable
Chloride	13		3.0	0.25	mg/L	1		300.0	Total/NA
Nitrate as N	14		2.5	0.21	mg/L	5		300.0	Total/NA
Total Dissolved Solids	280		10	4.7	mg/L	1		SM 2540C	Total/NA

Client Sample ID: MW-7A — Lab Sample ID: 280-56612-2

Analyte	Result	Qualifier	NONE	NONE	Unit	Dil Fac	D	Method	Prep Type
Groundwater Elevation	64.48				ft/msl	1		Field Sampling	Total/NA
Field pH	7.06				SU	1		Field Sampling	Total/NA
Field Conductivity	321				umhos/cm	1		Field Sampling	Total/NA
Field Temperature	23.9				Degrees C	1		Field Sampling	Total/NA
Field Turbidity	2.70				NTU	1		Field Sampling	Total/NA
Field Dissolved Oxygen	0.8				mg/L	1		Field Sampling	Total/NA

Analyte	Result	Qualifier	RL	MDL	Unit	Dil Fac	D	Method	Prep Type
Acetone	6.6	I	20	1.9	ug/L	1		8260B	Total/NA
Aluminum	60	I	100	18	ug/L	1		6010B	Total Recoverable
Barium	15		10	0.58	ug/L	1		6010B	Total Recoverable
Chromium	1.8	I	10	0.66	ug/L	1		6010B	Total Recoverable
Copper	2.1	I	15	1.4	ug/L	1		6010B	Total Recoverable

This Detection Summary does not include radiochemical test results.

Client Sample ID: MW-7A (Continued) — Lab Sample ID: 280-56612-2

Analyte	Result	Qualifier	RL	MDL	Unit	Dil Fac	D	Method	Prep Type
Nickel	2.6	I	40	1.3	ug/L	1		6010B	Total Recoverable
Iron	96	I	100	22	ug/L	1		6010B	Total Recoverable
Silver	1.0	I	10	0.93	ug/L	1		6010B	Total Recoverable
Manganese	2.3	I	10	0.25	ug/L	1		6010B	Total Recoverable
Sodium	6.4		1.0	0.092	mg/L	1		6010B	Total Recoverable
Thallium	0.13	I V	1.0	0.050	ug/L	1		6020	Total Recoverable
Chloride	10		3.0	0.25	mg/L	1		300.0	Total/NA
Nitrate as N	12	Q	2.5	0.21	mg/L	5		300.0	Total/NA
Total Dissolved Solids	210		10	4.7	mg/L	1		SM 2540C	Total/NA

Client Sample ID: MW-7B — Lab Sample ID: 280-56612-3

Analyte	Result	Qualifier	NONE	NONE	Unit	Dil Fac	D	Method	Prep Type
Groundwater Elevation	50.99				ft/msl	1		Field Sampling	Total/NA
Field pH	7.24				SU	1		Field Sampling	Total/NA
Field Conductivity	140				umhos/cm	1		Field Sampling	Total/NA
Field Temperature	23.4				Degrees C	1		Field Sampling	Total/NA
Field Turbidity	3.72				NTU	1		Field Sampling	Total/NA
Field Dissolved Oxygen	0.1				mg/L	1		Field Sampling	Total/NA

Analyte	Result	Qualifier	RL	MDL	Unit	Dil Fac	D	Method	Prep Type
Acetone	5.5	I	20	1.9	ug/L	1		8260B	Total/NA
Aluminum	78	I	100	18	ug/L	1		6010B	Total Recoverable
Barium	3.7	I	10	0.58	ug/L	1		6010B	Total Recoverable
Iron	35	I	100	22	ug/L	1		6010B	Total Recoverable
Manganese	0.88	I	10	0.25	ug/L	1		6010B	Total Recoverable
Sodium	6.7		1.0	0.092	mg/L	1		6010B	Total Recoverable
Antimony	0.69	I	2.0	0.40	ug/L	1		6020	Total Recoverable
Arsenic	0.62	I	5.0	0.33	ug/L	1		6020	Total Recoverable
Beryllium	0.23	I	1.0	0.080	ug/L	1		6020	Total Recoverable
Thallium	0.29	I V	1.0	0.050	ug/L	1		6020	Total Recoverable
Chloride	3.7		3.0	0.25	mg/L	1		300.0	Total/NA
Nitrate as N	0.099	I	0.50	0.042	mg/L	1		300.0	Total/NA
Total Dissolved Solids	79		10	4.7	mg/L	1		SM 2540C	Total/NA

Client Sample ID: MW-5A — Lab Sample ID: 280-56612-4

Analyte	Result	Qualifier	NONE	NONE	Unit	Dil Fac	D	Method	Prep Type
Groundwater Elevation	51.11				ft/msl	1		Field Sampling	Total/NA
Field pH	4.59				SU	1		Field Sampling	Total/NA

This Detection Summary does not include radiochemical test results.

Client Sample ID: MW-5A (Continued) — Lab Sample ID: 280-56612-4

Analyte	Result	Qualifier	NONE	NONE	Unit	Dil Fac	D	Method	Prep Type
Field Conductivity	59				umhos/cm	1		Field Sampling	Total/NA
Field Temperature	24.7				Degrees C	1		Field Sampling	Total/NA
Field Turbidity	3.87				NTU	1		Field Sampling	Total/NA
Field Dissolved Oxygen	3.8				mg/L	1		Field Sampling	Total/NA

Analyte	Result	Qualifier	RL	MDL	Unit	Dil Fac	D	Method	Prep Type
Acetone	4.9	I	20	1.9	ug/L	1		8260B	Total/NA
Aluminum	60	I	100	18	ug/L	1		6010B	Total Recoverable
Barium	46		10	0.58	ug/L	1		6010B	Total Recoverable
Chromium	1.1	I	10	0.66	ug/L	1		6010B	Total Recoverable
Zinc	6.3	I	20	4.5	ug/L	1		6010B	Total Recoverable
Manganese	4.2	I	10	0.25	ug/L	1		6010B	Total Recoverable
Sodium	2.4		1.0	0.092	mg/L	1		6010B	Total Recoverable
Thallium	0.11	I V	1.0	0.050	ug/L	1		6020	Total Recoverable
Chloride	2.3	I	3.0	0.25	mg/L	1		300.0	Total/NA
Nitrate as N	2.5		0.50	0.042	mg/L	1		300.0	Total/NA
Total Dissolved Solids	46		10	4.7	mg/L	1		SM 2540C	Total/NA

Client Sample ID: MW-5B — Lab Sample ID: 280-56612-5

Analyte	Result	Qualifier	NONE	NONE	Unit	Dil Fac	D	Method	Prep Type
Groundwater Elevation	49.29				ft/msl	1		Field Sampling	Total/NA
Field pH	7.57				SU	1		Field Sampling	Total/NA
Field Conductivity	215				umhos/cm	1		Field Sampling	Total/NA
Field Temperature	24.7				Degrees C	1		Field Sampling	Total/NA
Field Turbidity	4.55				NTU	1		Field Sampling	Total/NA
Field Dissolved Oxygen	0.0				mg/L	1		Field Sampling	Total/NA

Analyte	Result	Qualifier	RL	MDL	Unit	Dil Fac	D	Method	Prep Type
Aluminum	280		100	18	ug/L	1		6010B	Total Recoverable
Barium	12		10	0.58	ug/L	1		6010B	Total Recoverable
Chromium	0.72	I	10	0.66	ug/L	1		6010B	Total Recoverable
Iron	110		100	22	ug/L	1		6010B	Total Recoverable
Silver	0.93	I	10	0.93	ug/L	1		6010B	Total Recoverable
Manganese	3.9	I	10	0.25	ug/L	1		6010B	Total Recoverable
Sodium	4.4		1.0	0.092	mg/L	1		6010B	Total Recoverable
Arsenic	6.0		5.0	0.33	ug/L	1		6020	Total Recoverable
Thallium	0.12	I V	1.0	0.050	ug/L	1		6020	Total Recoverable
Chloride	7.7		3.0	0.25	mg/L	1		300.0	Total/NA
Nitrate as N	0.56		0.50	0.042	mg/L	1		300.0	Total/NA

This Detection Summary does not include radiochemical test results.

Client Sample ID: MW-5B (Continued) — Lab Sample ID: 280-56612-5

Analyte	Result	Qualifier	RL	MDL	Unit	Dil Fac	D	Method	Prep Type
Total Dissolved Solids	130		10	4.7	mg/L	1		SM 2540C	Total/NA

Client Sample ID: MW-3A — Lab Sample ID: 280-56612-6

Analyte	Result	Qualifier	NONE	NONE	Unit	Dil Fac	D	Method	Prep Type
Groundwater Elevation	49.62				ft/msl	1		Field Sampling	Total/NA
Field pH	6.71				SU	1		Field Sampling	Total/NA
Field Conductivity	98				umhos/cm	1		Field Sampling	Total/NA
Field Temperature	24.7				Degrees C	1		Field Sampling	Total/NA
Field Turbidity	3.44				NTU	1		Field Sampling	Total/NA
Field Dissolved Oxygen	4.1				mg/L	1		Field Sampling	Total/NA

Analyte	Result	Qualifier	RL	MDL	Unit	Dil Fac	D	Method	Prep Type
Aluminum	460		100	18	ug/L	1		6010B	Total Recoverable
Barium	49		10	0.58	ug/L	1		6010B	Total Recoverable
Chromium	2.4	I	10	0.66	ug/L	1		6010B	Total Recoverable
Iron	230		100	22	ug/L	1		6010B	Total Recoverable
Vanadium	1.4	I	10	1.1	ug/L	1		6010B	Total Recoverable
Silver	0.99	I	10	0.93	ug/L	1		6010B	Total Recoverable
Manganese	2.4	I	10	0.25	ug/L	1		6010B	Total Recoverable
Sodium	3.3		1.0	0.092	mg/L	1		6010B	Total Recoverable
Thallium	0.071	I V	1.0	0.050	ug/L	1		6020	Total Recoverable
Chloride	3.1		3.0	0.25	mg/L	1		300.0	Total/NA
Nitrate as N	2.5		0.50	0.042	mg/L	1		300.0	Total/NA
Total Dissolved Solids	72		10	4.7	mg/L	1		SM 2540C	Total/NA

Client Sample ID: MW-3B — Lab Sample ID: 280-56612-7

Analyte	Result	Qualifier	NONE	NONE	Unit	Dil Fac	D	Method	Prep Type
Groundwater Elevation	49.60				ft/msl	1		Field Sampling	Total/NA
Field pH	6.69				SU	1		Field Sampling	Total/NA
Field Conductivity	183				umhos/cm	1		Field Sampling	Total/NA
Field Temperature	24.2				Degrees C	1		Field Sampling	Total/NA
Field Turbidity	3.50				NTU	1		Field Sampling	Total/NA
Field Dissolved Oxygen	2.5				mg/L	1		Field Sampling	Total/NA

Analyte	Result	Qualifier	RL	MDL	Unit	Dil Fac	D	Method	Prep Type
Acetone	4.1	I	20	1.9	ug/L	1		8260B	Total/NA
Aluminum	180		100	18	ug/L	1		6010B	Total Recoverable
Barium	66		10	0.58	ug/L	1		6010B	Total Recoverable
Chromium	1.5	I	10	0.66	ug/L	1		6010B	Total Recoverable
Iron	97	I	100	22	ug/L	1		6010B	Total Recoverable

This Detection Summary does not include radiochemical test results.

Client Sample ID: MW-3B (Continued) — Lab Sample ID: 280-56612-7

Analyte	Result	Qualifier	RL	MDL	Unit	Dil Fac	D	Method	Prep Type
Vanadium	2.3	I	10	1.1	ug/L	1		6010B	Total Recoverable
Silver	1.2	I	10	0.93	ug/L	1		6010B	Total Recoverable
Manganese	6.6	I	10	0.25	ug/L	1		6010B	Total Recoverable
Sodium	3.4		1.0	0.092	mg/L	1		6010B	Total Recoverable
Arsenic	0.34	I	5.0	0.33	ug/L	1		6020	Total Recoverable
Thallium	0.10	I V	1.0	0.050	ug/L	1		6020	Total Recoverable
Chloride	4.7		3.0	0.25	mg/L	1		300.0	Total/NA
Nitrate as N	2.6		0.50	0.042	mg/L	1		300.0	Total/NA
Total Dissolved Solids	100		10	4.7	mg/L	1		SM 2540C	Total/NA

Client Sample ID: MW-FL1 — Lab Sample ID: 280-56612-8

Analyte	Result	Qualifier	NONE	NONE	Unit	Dil Fac	D	Method	Prep Type
Groundwater Elevation	49.64				ft/msl	1		Field Sampling	Total/NA
Field pH	6.91				SU	1		Field Sampling	Total/NA
Field Conductivity	325				umhos/cm	1		Field Sampling	Total/NA
Field Temperature	23.7				Degrees C	1		Field Sampling	Total/NA
Field Turbidity	7.78				NTU	1		Field Sampling	Total/NA
Field Dissolved Oxygen	0.3				mg/L	1		Field Sampling	Total/NA

Analyte	Result	Qualifier	RL	MDL	Unit	Dil Fac	D	Method	Prep Type
Aluminum	62	I	100	18	ug/L	1		6010B	Total Recoverable
Barium	32		10	0.58	ug/L	1		6010B	Total Recoverable
Copper	1.7	I	15	1.4	ug/L	1		6010B	Total Recoverable
Iron	51	I	100	22	ug/L	1		6010B	Total Recoverable
Vanadium	1.5	I	10	1.1	ug/L	1		6010B	Total Recoverable
Silver	1.1	I	10	0.93	ug/L	1		6010B	Total Recoverable
Manganese	7.9	I	10	0.25	ug/L	1		6010B	Total Recoverable
Sodium	8.9		1.0	0.092	mg/L	1		6010B	Total Recoverable
Thallium	0.15	I V	1.0	0.050	ug/L	1		6020	Total Recoverable
Chloride	15		3.0	0.25	mg/L	1		300.0	Total/NA
Nitrate as N	1.5		0.50	0.042	mg/L	1		300.0	Total/NA
Total Dissolved Solids	180		10	4.7	mg/L	1		SM 2540C	Total/NA

Client Sample ID: MW-FL3 — Lab Sample ID: 280-56612-9

Analyte	Result	Qualifier	NONE	NONE	Unit	Dil Fac	D	Method	Prep Type
Groundwater Elevation	49.33				ft/msl	1		Field Sampling	Total/NA
Field pH	7.23				SU	1		Field Sampling	Total/NA
Field Conductivity	250				umhos/cm	1		Field Sampling	Total/NA

This Detection Summary does not include radiochemical test results.

Client Sample ID: MW-FL3 (Continued) — Lab Sample ID: 280-56612-9

Analyte	Result	Qualifier	NONE	NONE	Unit	Dil Fac	D	Method	Prep Type
Field Temperature	23.4				Degrees C	1		Field Sampling	Total/NA
Field Turbidity	7.79				NTU	1		Field Sampling	Total/NA
Field Dissolved Oxygen	0.0				mg/L	1		Field Sampling	Total/NA

Analyte	Result	Qualifier	RL	MDL	Unit	Dil Fac	D	Method	Prep Type
Acetone	3.5	I	20	1.9	ug/L	1		8260B	Total/NA
Aluminum	120		100	18	ug/L	1		6010B	Total Recoverable
Barium	26		10	0.58	ug/L	1		6010B	Total Recoverable
Copper	1.5	I	15	1.4	ug/L	1		6010B	Total Recoverable
Iron	300		100	22	ug/L	1		6010B	Total Recoverable
Zinc	13	I	20	4.5	ug/L	1		6010B	Total Recoverable
Manganese	43		10	0.25	ug/L	1		6010B	Total Recoverable
Sodium	5.6		1.0	0.092	mg/L	1		6010B	Total Recoverable
Arsenic	0.53	I	5.0	0.33	ug/L	1		6020	Total Recoverable
Thallium	0.060	I V	1.0	0.050	ug/L	1		6020	Total Recoverable
Chloride	9.2		3.0	0.25	mg/L	1		300.0	Total/NA
Ammonia as N	0.025	I	0.10	0.022	mg/L	1		350.1	Total/NA
Total Dissolved Solids	150		10	4.7	mg/L	1		SM 2540C	Total/NA

Client Sample ID: TRIP BLANK — Lab Sample ID: 280-56612-10

Analyte	Result	Qualifier	RL	MDL	Unit	Dil Fac	D	Method	Prep Type
Acetone	9.7	I	20	1.9	ug/L	1		8260B	Total/NA

Client Sample ID: MW-1B — Lab Sample ID: 280-56612-11

Analyte	Result	Qualifier	NONE	NONE	Unit	Dil Fac	D	Method	Prep Type
Groundwater Elevation	52.54				ft/msl	1		Field Sampling	Total/NA
Field pH	7.63				SU	1		Field Sampling	Total/NA
Field Conductivity	174				umhos/cm	1		Field Sampling	Total/NA
Field Temperature	23.1				Degrees C	1		Field Sampling	Total/NA
Field Turbidity	2.06				NTU	1		Field Sampling	Total/NA
Field Dissolved Oxygen	0.0				mg/L	1		Field Sampling	Total/NA

Analyte	Result	Qualifier	RL	MDL	Unit	Dil Fac	D	Method	Prep Type
Acetone	3.5	I	20	1.9	ug/L	1		8260B	Total/NA
Aluminum	30	I	100	18	ug/L	1		6010B	Total Recoverable
Barium	8.4	I	10	0.58	ug/L	1		6010B	Total Recoverable
Copper	1.6	I	15	1.4	ug/L	1		6010B	Total Recoverable
Nickel	1.4	I	40	1.3	ug/L	1		6010B	Total Recoverable
Silver	0.95	I	10	0.93	ug/L	1		6010B	Total Recoverable

This Detection Summary does not include radiochemical test results.

Client Sample ID: MW-1B (Continued) — Lab Sample ID: 280-56612-11

Analyte	Result	Qualifier	RL	MDL	Unit	Dil Fac	D	Method	Prep Type
Manganese	0.64	I	10	0.25	ug/L	1		6010B	Total Recoverable
Sodium	5.3		1.0	0.092	mg/L	1		6010B	Total Recoverable
Arsenic	3.1	I	5.0	0.33	ug/L	1		6020	Total Recoverable
Chloride	6.1		3.0	0.25	mg/L	1		300.0	Total/NA
Nitrate as N	0.19	I	0.50	0.042	mg/L	1		300.0	Total/NA
Total Dissolved Solids	96		10	4.7	mg/L	1		SM 2540C	Total/NA

Client Sample ID: Equipment Blank — Lab Sample ID: 280-56638-1

Analyte	Result	Qualifier	NONE	NONE	Unit	Dil Fac	D	Method	Prep Type
Field pH	6.93				SU	1		Field Sampling	Total/NA
Field Conductivity	3				umhos/cm	1		Field Sampling	Total/NA
Field Temperature	25.3				Degrees C	1		Field Sampling	Total/NA
Field Turbidity	0.00				NTU	1		Field Sampling	Total/NA
Field Dissolved Oxygen	1.0				mg/L	1		Field Sampling	Total/NA

Analyte	Result	Qualifier	RL	MDL	Unit	Dil Fac	D	Method	Prep Type
Sodium	0.14	I	1.0	0.092	mg/L	1		6010B	Total Recoverable
Chloride	0.33	I	3.0	0.25	mg/L	1		300.0	Total/NA

Client Sample ID: MW-6AR — Lab Sample ID: 280-56638-2

Analyte	Result	Qualifier	NONE	NONE	Unit	Dil Fac	D	Method	Prep Type
Groundwater Elevation	50.43				ft/msl	1		Field Sampling	Total/NA
Field pH	5.20				SU	1		Field Sampling	Total/NA
Field Conductivity	232				umhos/cm	1		Field Sampling	Total/NA
Field Temperature	24.8				Degrees C	1		Field Sampling	Total/NA
Field Turbidity	5.53				NTU	1		Field Sampling	Total/NA
Field Dissolved Oxygen	3.4				mg/L	1		Field Sampling	Total/NA

Analyte	Result	Qualifier	RL	MDL	Unit	Dil Fac	D	Method	Prep Type
Acetone	5.6	I	20	1.9	ug/L	1		8260B	Total/NA
Aluminum	120		100	18	ug/L	1		6010B	Total Recoverable
Barium	25		10	0.58	ug/L	1		6010B	Total Recoverable
Chromium	1.1	I	10	0.66	ug/L	1		6010B	Total Recoverable
Copper	2.8	I	15	1.4	ug/L	1		6010B	Total Recoverable
Nickel	1.6	I	40	1.3	ug/L	1		6010B	Total Recoverable
Iron	55	I	100	22	ug/L	1		6010B	Total Recoverable
Manganese	7.2	I	10	0.25	ug/L	1		6010B	Total Recoverable
Sodium	12		1.0	0.092	mg/L	1		6010B	Total Recoverable
Thallium	0.052	I	1.0	0.050	ug/L	1		6020	Total Recoverable
Chloride	22		3.0	0.25	mg/L	1		300.0	Total/NA

This Detection Summary does not include radiochemical test results.

Client Sample ID: MW-6AR (Continued) — Lab Sample ID: 280-56638-2

Analyte	Result	Qualifier	RL	MDL	Unit	Dil Fac	D	Method	Prep Type
Nitrate as N	14	Q	2.5	0.21	mg/L	5		300.0	Total/NA
Ammonia as N	0.023	I	0.10	0.022	mg/L	1		350.1	Total/NA
Total Dissolved Solids	150		10	4.7	mg/L	1		SM 2540C	Total/NA

Client Sample ID: MW-6BR — Lab Sample ID: 280-56638-3

Analyte	Result	Qualifier	NONE	NONE	Unit	Dil Fac	D	Method	Prep Type
Groundwater Elevation	50.36				ft/msl	1		Field Sampling	Total/NA
Field pH	7.83				SU	1		Field Sampling	Total/NA
Field Conductivity	301				umhos/cm	1		Field Sampling	Total/NA
Field Temperature	23.8				Degrees C	1		Field Sampling	Total/NA
Field Turbidity	3.59				NTU	1		Field Sampling	Total/NA
Field Dissolved Oxygen	1.3				mg/L	1		Field Sampling	Total/NA

Analyte	Result	Qualifier	RL	MDL	Unit	Dil Fac	D	Method	Prep Type
Acetone	4.8	I	20	1.9	ug/L	1		8260B	Total/NA
Chloroform	0.58	I	1.0	0.16	ug/L	1		8260B	Total/NA
Aluminum	190		100	18	ug/L	1		6010B	Total Recoverable
Barium	9.7	I	10	0.58	ug/L	1		6010B	Total Recoverable
Chromium	7.6	I	10	0.66	ug/L	1		6010B	Total Recoverable
Copper	1.5	I	15	1.4	ug/L	1		6010B	Total Recoverable
Nickel	2.0	I	40	1.3	ug/L	1		6010B	Total Recoverable
Iron	160		100	22	ug/L	1		6010B	Total Recoverable
Vanadium	2.6	I	10	1.1	ug/L	1		6010B	Total Recoverable
Manganese	15		10	0.25	ug/L	1		6010B	Total Recoverable
Sodium	8.5		1.0	0.092	mg/L	1		6010B	Total Recoverable
Arsenic	1.0	I	5.0	0.33	ug/L	1		6020	Total Recoverable
Beryllium	0.089	I	1.0	0.080	ug/L	1		6020	Total Recoverable
Thallium	0.25	I	1.0	0.050	ug/L	1		6020	Total Recoverable
Chloride	22		3.0	0.25	mg/L	1		300.0	Total/NA
Nitrate as N	4.3		0.50	0.042	mg/L	1		300.0	Total/NA
Total Dissolved Solids	180		10	4.7	mg/L	1		SM 2540C	Total/NA

Client Sample ID: MW-4A — Lab Sample ID: 280-56638-4

Analyte	Result	Qualifier	NONE	NONE	Unit	Dil Fac	D	Method	Prep Type
Groundwater Elevation	49.11				ft/msl	1		Field Sampling	Total/NA
Field pH	4.79				SU	1		Field Sampling	Total/NA
Field Conductivity	66				umhos/cm	1		Field Sampling	Total/NA
Field Temperature	24.9				Degrees C	1		Field Sampling	Total/NA
Field Turbidity	2.92				NTU	1		Field Sampling	Total/NA
Field Dissolved Oxygen	0.4				mg/L	1		Field Sampling	Total/NA

This Detection Summary does not include radiochemical test results.

Client Sample ID: MW-4A (Continued) — Lab Sample ID: 280-56638-4

Analyte	Result	Qualifier	RL	MDL	Unit	Dil Fac	D	Method	Prep Type
Acetone	3.5	I	20	1.9	ug/L	1		8260B	Total/NA
Aluminum	48	I	100	18	ug/L	1		6010B	Total Recoverable
Barium	21		10	0.58	ug/L	1		6010B	Total Recoverable
Nickel	3.3	I	40	1.3	ug/L	1		6010B	Total Recoverable
Zinc	270		20	4.5	ug/L	1		6010B	Total Recoverable
Manganese	34		10	0.25	ug/L	1		6010B	Total Recoverable
Sodium	1.2		1.0	0.092	mg/L	1		6010B	Total Recoverable
Beryllium	0.14	I	1.0	0.080	ug/L	1		6020	Total Recoverable
Chloride	1.9	I	3.0	0.25	mg/L	1		300.0	Total/NA
Nitrate as N	0.81		0.50	0.042	mg/L	1		300.0	Total/NA
Total Dissolved Solids	43		10	4.7	mg/L	1		SM 2540C	Total/NA

Client Sample ID: MW-4B — Lab Sample ID: 280-56638-5

Analyte	Result	Qualifier	NONE	NONE	Unit	Dil Fac	D	Method	Prep Type
Groundwater Elevation	50.12				ft/msl	1		Field Sampling	Total/NA
Field pH	5.37				SU	1		Field Sampling	Total/NA
Field Conductivity	32				umhos/cm	1		Field Sampling	Total/NA
Field Temperature	24.8				Degrees C	1		Field Sampling	Total/NA
Field Turbidity	2.71				NTU	1		Field Sampling	Total/NA
Field Dissolved Oxygen	0.6				mg/L	1		Field Sampling	Total/NA

Analyte	Result	Qualifier	RL	MDL	Unit	Dil Fac	D	Method	Prep Type
Acetone	7.2	I	20	1.9	ug/L	1		8260B	Total/NA
Aluminum	24	I	100	18	ug/L	1		6010B	Total Recoverable
Barium	9.0	I V	10	0.58	ug/L	1		6010B	Total Recoverable
Nickel	1.5	I	40	1.3	ug/L	1		6010B	Total Recoverable
Silver	1.0	I V	10	0.93	ug/L	1		6010B	Total Recoverable
Manganese	8.0	I	10	0.25	ug/L	1		6010B	Total Recoverable
Sodium	1.4		1.0	0.092	mg/L	1		6010B	Total Recoverable
Chloride	3.1		3.0	0.25	mg/L	1		300.0	Total/NA
Nitrate as N	1.0		0.50	0.042	mg/L	1		300.0	Total/NA
Total Dissolved Solids	25		10	4.7	mg/L	1		SM 2540C	Total/NA

Client Sample ID: MW-FL2R — Lab Sample ID: 280-56638-6

Analyte	Result	Qualifier	NONE	NONE	Unit	Dil Fac	D	Method	Prep Type
Groundwater Elevation	51.19				ft/msl	1		Field Sampling	Total/NA
Field pH	9.35				SU	1		Field Sampling	Total/NA
Field Conductivity	147				umhos/cm	1		Field Sampling	Total/NA
Field Temperature	23.9				Degrees C	1		Field Sampling	Total/NA

This Detection Summary does not include radiochemical test results.

Client Sample ID: MW-FL2R (Continued) — Lab Sample ID: 280-56638-6

Analyte	Result	Qualifier	NONE	NONE	Unit	Dil Fac	D	Method	Prep Type
Field Turbidity	5.00				NTU	1		Field Sampling	Total/NA
Field Dissolved Oxygen	1.2				mg/L	1		Field Sampling	Total/NA

Analyte	Result	Qualifier	RL	MDL	Unit	Dil Fac	D	Method	Prep Type
Acetone	12	I	20	1.9	ug/L	1		8260B	Total/NA
Aluminum	990		100	18	ug/L	1		6010B	Total Recoverable
Barium	9.7	I	10	0.58	ug/L	1		6010B	Total Recoverable
Chromium	20		10	0.66	ug/L	1		6010B	Total Recoverable
Copper	1.6	I	15	1.4	ug/L	1		6010B	Total Recoverable
Lead	3.2	I	9.0	2.6	ug/L	1		6010B	Total Recoverable
Selenium	7.5	I	15	4.9	ug/L	1		6010B	Total Recoverable
Iron	26	I	100	22	ug/L	1		6010B	Total Recoverable
Vanadium	15		10	1.1	ug/L	1		6010B	Total Recoverable
Manganese	0.48	I V	10	0.25	ug/L	1		6010B	Total Recoverable
Sodium	1.7		1.0	0.092	mg/L	1		6010B	Total Recoverable
Antimony	0.83	I	2.0	0.40	ug/L	1		6020	Total Recoverable
Arsenic	1.4	I	5.0	0.33	ug/L	1		6020	Total Recoverable
Chloride	4.7		3.0	0.25	mg/L	1		300.0	Total/NA
Nitrate as N	0.73		0.50	0.042	mg/L	1		300.0	Total/NA
Total Dissolved Solids	120		10	4.7	mg/L	1		SM 2540C	Total/NA

Client Sample ID: MW-2AR — Lab Sample ID: 280-56638-7

Analyte	Result	Qualifier	NONE	NONE	Unit	Dil Fac	D	Method	Prep Type
Groundwater Elevation	50.72				ft/msl	1		Field Sampling	Total/NA
Field pH	5.23				SU	1		Field Sampling	Total/NA
Field Conductivity	28				umhos/cm	1		Field Sampling	Total/NA
Field Temperature	24.9				Degrees C	1		Field Sampling	Total/NA
Field Turbidity	12.14				NTU	1		Field Sampling	Total/NA
Field Dissolved Oxygen	4.6				mg/L	1		Field Sampling	Total/NA

Analyte	Result	Qualifier	RL	MDL	Unit	Dil Fac	D	Method	Prep Type
Aluminum	1600		100	18	ug/L	1		6010B	Total Recoverable
Barium	22		10	0.58	ug/L	1		6010B	Total Recoverable
Chromium	5.4	I	10	0.66	ug/L	1		6010B	Total Recoverable
Copper	2.1	I	15	1.4	ug/L	1		6010B	Total Recoverable
Lead	2.6	I	9.0	2.6	ug/L	1		6010B	Total Recoverable
Iron	550		100	22	ug/L	1		6010B	Total Recoverable

This Detection Summary does not include radiochemical test results.

Client Sample ID: MW-2AR (Continued) — Lab Sample ID: 280-56638-7

Analyte	Result	Qualifier	RL	MDL	Unit	Dil Fac	D	Method	Prep Type
Vanadium	2.1	I	10	1.1	ug/L	1		6010B	Total Recoverable
Manganese	23		10	0.25	ug/L	1		6010B	Total Recoverable
Sodium	2.2		1.0	0.092	mg/L	1		6010B	Total Recoverable
Arsenic	0.45	I	5.0	0.33	ug/L	1		6020	Total Recoverable
Beryllium	0.13	I	1.0	0.080	ug/L	1		6020	Total Recoverable
Chloride	2.4	I	3.0	0.25	mg/L	1		300.0	Total/NA
Nitrate as N	0.49	I	0.50	0.042	mg/L	1		300.0	Total/NA
Total Dissolved Solids	22		10	4.7	mg/L	1		SM 2540C	Total/NA

Client Sample ID: MW-2B — Lab Sample ID: 280-56638-8

Analyte	Result	Qualifier	NONE	NONE	Unit	Dil Fac	D	Method	Prep Type
Groundwater Elevation	49.48				ft/msl	1		Field Sampling	Total/NA
Field pH	7.90				SU	1		Field Sampling	Total/NA
Field Conductivity	138				umhos/cm	1		Field Sampling	Total/NA
Field Temperature	24.7				Degrees C	1		Field Sampling	Total/NA
Field Turbidity	2.80				NTU	1		Field Sampling	Total/NA
Field Dissolved Oxygen	0.0				mg/L	1		Field Sampling	Total/NA

Analyte	Result	Qualifier	RL	MDL	Unit	Dil Fac	D	Method	Prep Type
Acetone	6.5	I	20	1.9	ug/L	1		8260B	Total/NA
Aluminum	130		100	18	ug/L	1		6010B	Total Recoverable
Barium	6.5	I V	10	0.58	ug/L	1		6010B	Total Recoverable
Chromium	1.3	I	10	0.66	ug/L	1		6010B	Total Recoverable
Iron	46	I	100	22	ug/L	1		6010B	Total Recoverable
Vanadium	1.5	I	10	1.1	ug/L	1		6010B	Total Recoverable
Manganese	0.84	I V	10	0.25	ug/L	1		6010B	Total Recoverable
Sodium	4.9		1.0	0.092	mg/L	1		6010B	Total Recoverable
Arsenic	0.34	I	5.0	0.33	ug/L	1		6020	Total Recoverable
Chloride	4.9		3.0	0.25	mg/L	1		300.0	Total/NA
Nitrate as N	0.59		0.50	0.042	mg/L	1		300.0	Total/NA
Total Dissolved Solids	78		10	4.7	mg/L	1		SM 2540C	Total/NA

Client Sample ID: MW-8R — Lab Sample ID: 280-56638-9

Analyte	Result	Qualifier	NONE	NONE	Unit	Dil Fac	D	Method	Prep Type
Groundwater Elevation	52.04				ft/msl	1		Field Sampling	Total/NA
Field pH	6.41				SU	1		Field Sampling	Total/NA
Field Conductivity	189				umhos/cm	1		Field Sampling	Total/NA
Field Temperature	24.3				Degrees C	1		Field Sampling	Total/NA
Field Turbidity	6.16				NTU	1		Field Sampling	Total/NA

This Detection Summary does not include radiochemical test results.

Detection Summary

Client: Waste Management
Project/Site: FL26|Vista

TestAmerica Job ID: 280-56612-1

Client Sample ID: MW-8R (Continued) — Lab Sample ID: 280-56638-9

Analyte	Result	Qualifier	NONE	NONE	Unit	Dil Fac	D	Method	Prep Type
Field Dissolved Oxygen	2.0				mg/L	1		Field Sampling	Total/NA

Analyte	Result	Qualifier	RL	MDL	Unit	Dil Fac	D	Method	Prep Type
Aluminum	290		100	18	ug/L	1		6010B	Total Recoverable
Barium	10		10	0.58	ug/L	1		6010B	Total Recoverable
Chromium	2.2	I	10	0.66	ug/L	1		6010B	Total Recoverable
Copper	5.7	I	15	1.4	ug/L	1		6010B	Total Recoverable
Nickel	2.2	I	40	1.3	ug/L	1		6010B	Total Recoverable
Iron	220		100	22	ug/L	1		6010B	Total Recoverable
Vanadium	1.5	I	10	1.1	ug/L	1		6010B	Total Recoverable
Zinc	9.6	I	20	4.5	ug/L	1		6010B	Total Recoverable
Manganese	2.6	I V	10	0.25	ug/L	1		6010B	Total Recoverable
Sodium	11		1.0	0.092	mg/L	1		6010B	Total Recoverable
Antimony	2.3		2.0	0.40	ug/L	1		6020	Total Recoverable
Arsenic	0.54	I	5.0	0.33	ug/L	1		6020	Total Recoverable
Chloride	4.6		3.0	0.25	mg/L	1		300.0	Total/NA
Nitrate as N	1.2		0.50	0.042	mg/L	1		300.0	Total/NA
Total Dissolved Solids	88		10	4.7	mg/L	1		SM 2540C	Total/NA

Client Sample ID: TRIP BLANK1 — Lab Sample ID: 280-56638-10

No Detections.

Client Sample ID: MW-FL1 — Lab Sample ID: 280-56638-11

No Detections.

This Detection Summary does not include radiochemical test results.

Method Summary

Client: Waste Management
Project/Site: FL26|Vista

TestAmerica Job ID: 280-56612-1

Method	Method Description	Protocol	Laboratory
8260B	Volatile Organic Compounds (GC/MS)	SW846	TAL DEN
8011	EDB, DBCP, and 1,2,3-TCP (GC)	SW846	TAL DEN
6010B	Metals (ICP)	SW846	TAL DEN
6020	Metals (ICP/MS)	SW846	TAL DEN
7470A	Mercury (CVAA)	SW846	TAL DEN
300.0	Anions, Ion Chromatography	MCAWW	TAL DEN
350.1	Nitrogen, Ammonia	MCAWW	TAL DEN
SM 2120B	Color, Colorimetric	SM	TAL DEN
SM 2540C	Solids, Total Dissolved (TDS)	SM	TAL DEN
9310	Gross Alpha / Beta (GFPC)	SW846	TAL SL
Field Sampling	Field Sampling	EPA	TAL DEN

Protocol References:

EPA = US Environmental Protection Agency

MCAWW = "Methods For Chemical Analysis Of Water And Wastes", EPA-600/4-79-020, March 1983 And Subsequent Revisions.

SM = "Standard Methods For The Examination Of Water And Wastewater",

SW846 = "Test Methods For Evaluating Solid Waste, Physical/Chemical Methods", Third Edition, November 1986 And Its Updates.

Laboratory References:

TAL DEN = TestAmerica Denver, 4955 Yarrow Street, Arvada, CO 80002, TEL (303)736-0100

TAL SL = TestAmerica St. Louis, 13715 Rider Trail North, Earth City, MO 63045, TEL (314)298-8566

Sample Summary

Client: Waste Management
Project/Site: FL26|Vista

TestAmerica Job ID: 280-56612-1

Lab Sample ID	Client Sample ID	Matrix	Collected	Received
280-56612-1	MW-1A	Water	06/12/14 14:01	06/13/14 09:45
280-56612-2	MW-7A	Water	06/12/14 13:26	06/13/14 09:45
280-56612-3	MW-7B	Water	06/12/14 12:52	06/13/14 09:45
280-56612-4	MW-5A	Water	06/12/14 12:14	06/13/14 09:45
280-56612-5	MW-5B	Water	06/12/14 11:40	06/13/14 09:45
280-56612-6	MW-3A	Water	06/12/14 11:07	06/13/14 09:45
280-56612-7	MW-3B	Water	06/12/14 10:31	06/13/14 09:45
280-56612-8	MW-FL1	Water	06/12/14 09:55	06/13/14 09:45
280-56612-9	MW-FL3	Water	06/12/14 15:23	06/13/14 09:45
280-56612-10	TRIP BLANK	Water	06/12/14 09:55	06/13/14 09:45
280-56612-11	MW-1B	Water	06/12/14 14:41	06/13/14 09:45
280-56638-1	Equipment Blank	Water	06/13/14 11:55	06/14/14 09:00
280-56638-2	MW-6AR	Water	06/13/14 11:35	06/14/14 09:00
280-56638-3	MW-6BR	Water	06/13/14 10:50	06/14/14 09:00
280-56638-4	MW-4A	Water	06/13/14 10:14	06/14/14 09:00
280-56638-5	MW-4B	Water	06/13/14 09:39	06/14/14 09:00
280-56638-6	MW-FL2R	Water	06/13/14 09:03	06/14/14 09:00
280-56638-7	MW-2AR	Water	06/13/14 08:19	06/14/14 09:00
280-56638-8	MW-2B	Water	06/13/14 07:49	06/14/14 09:00
280-56638-9	MW-8R	Water	06/13/14 07:13	06/14/14 09:00
280-56638-10	TRIP BLANK1	Water	06/13/14 00:00	06/14/14 09:00
280-56638-11	MW-FL1	Water	06/12/14 09:55	06/14/14 09:00

Method: 8260B - Volatile Organic Compounds (GC/MS)

Client Sample ID: MW-1A
Date Collected: 06/12/14 14:01
Date Received: 06/13/14 09:45

Lab Sample ID: 280-56612-1
Matrix: Water

Analyte	Result	Qualifier	RL	MDL	Unit	D	Prepared	Analyzed	Dil Fac
Acetone	**4.3**	**I**	20	1.9	ug/L			06/23/14 14:17	1
Acrylonitrile	1.4	U	20	1.4	ug/L			06/23/14 14:17	1
Benzene	0.16	U	1.0	0.16	ug/L			06/23/14 14:17	1
Bromochloromethane	0.10	U	1.0	0.10	ug/L			06/23/14 14:17	1
Bromodichloromethane	0.17	U	1.0	0.17	ug/L			06/23/14 14:17	1
Bromoform	0.19	U	1.0	0.19	ug/L			06/23/14 14:17	1
Bromomethane	0.21	U	2.0	0.21	ug/L			06/23/14 14:17	1
Carbon disulfide	0.45	U	2.0	0.45	ug/L			06/23/14 14:17	1
Carbon tetrachloride	0.19	U	1.0	0.19	ug/L			06/23/14 14:17	1
Chlorobenzene	0.17	U	1.0	0.17	ug/L			06/23/14 14:17	1
Dibromochloromethane	0.17	U	1.0	0.17	ug/L			06/23/14 14:17	1
Chloroethane	0.41	U	2.0	0.41	ug/L			06/23/14 14:17	1
Chloroform	**0.17**	**I**	1.0	0.16	ug/L			06/23/14 14:17	1
Dibromomethane	0.17	U	1.0	0.17	ug/L			06/23/14 14:17	1
1,2-Dichlorobenzene	0.15	U	1.0	0.15	ug/L			06/23/14 14:17	1
1,4-Dichlorobenzene	0.16	U	1.0	0.16	ug/L			06/23/14 14:17	1
trans-1,4-Dichloro-2-butene	0.80	U	3.0	0.80	ug/L			06/23/14 14:17	1
1,1-Dichloroethane	0.22	U	1.0	0.22	ug/L			06/23/14 14:17	1
1,2-Dichloroethane	0.13	U	1.0	0.13	ug/L			06/23/14 14:17	1
cis-1,2-Dichloroethene	0.15	U	1.0	0.15	ug/L			06/23/14 14:17	1
trans-1,2-Dichloroethene	0.15	U	1.0	0.15	ug/L			06/23/14 14:17	1
1,1-Dichloroethene	0.23	U	1.0	0.23	ug/L			06/23/14 14:17	1
1,2-Dichloropropane	0.18	U	1.0	0.18	ug/L			06/23/14 14:17	1
cis-1,3-Dichloropropene	0.16	U	1.0	0.16	ug/L			06/23/14 14:17	1
trans-1,3-Dichloropropene	0.19	U	3.0	0.19	ug/L			06/23/14 14:17	1
Ethylbenzene	0.16	U	1.0	0.16	ug/L			06/23/14 14:17	1
2-Hexanone	1.7	U	5.0	1.7	ug/L			06/23/14 14:17	1
Iodomethane	0.23	U	1.0	0.23	ug/L			06/23/14 14:17	1
Methylene Chloride	0.32	U	2.0	0.32	ug/L			06/23/14 14:17	1
4-Methyl-2-pentanone (MIBK)	0.98	U	5.0	0.98	ug/L			06/23/14 14:17	1
Styrene	0.17	U	1.0	0.17	ug/L			06/23/14 14:17	1
1,1,1,2-Tetrachloroethane	0.21	U	1.0	0.21	ug/L			06/23/14 14:17	1
1,1,2,2-Tetrachloroethane	0.21	U	1.0	0.21	ug/L			06/23/14 14:17	1
Tetrachloroethene	0.20	U	1.0	0.20	ug/L			06/23/14 14:17	1
1,1,1-Trichloroethane	0.16	U	1.0	0.16	ug/L			06/23/14 14:17	1
1,1,2-Trichloroethane	0.27	U	1.0	0.27	ug/L			06/23/14 14:17	1
Trichloroethene	0.16	U	1.0	0.16	ug/L			06/23/14 14:17	1
Trichlorofluoromethane	0.29	U	2.0	0.29	ug/L			06/23/14 14:17	1
1,2,3-Trichloropropane	0.33	U	2.5	0.33	ug/L			06/23/14 14:17	1
Vinyl acetate	0.94	U	3.0	0.94	ug/L			06/23/14 14:17	1
Vinyl chloride	0.10	U	1.0	0.10	ug/L			06/23/14 14:17	1
Xylenes (total)	0.19	U	2.0	0.19	ug/L			06/23/14 14:17	1
Chloromethane	0.30	U	2.0	0.30	ug/L			06/23/14 14:17	1
2-Butanone (MEK)	2.0	U	6.0	2.0	ug/L			06/23/14 14:17	1
Toluene	0.17	U	1.0	0.17	ug/L			06/23/14 14:17	1

Surrogate	*%Recovery*	*Qualifier*	*Limits*	*Prepared*	*Analyzed*	*Dil Fac*
1,2-Dichloroethane-d4 (Surr)	*98*		*70 - 127*		*06/23/14 14:17*	*1*
Toluene-d8 (Surr)	*99*		*80 - 125*		*06/23/14 14:17*	*1*

Method: 8260B - Volatile Organic Compounds (GC/MS) (Continued)

Client Sample ID: MW-1A — **Lab Sample ID: 280-56612-1**
Date Collected: 06/12/14 14:01 — **Matrix: Water**
Date Received: 06/13/14 09:45

Surrogate	*%Recovery*	*Qualifier*	*Limits*	*Prepared*	*Analyzed*	*Dil Fac*
4-Bromofluorobenzene (Surr)	*104*		*78 - 120*		*06/23/14 14:17*	*1*
Dibromofluoromethane (Surr)	*102*		*77 - 120*		*06/23/14 14:17*	*1*

Client Sample ID: MW-7A — **Lab Sample ID: 280-56612-2**
Date Collected: 06/12/14 13:26 — **Matrix: Water**
Date Received: 06/13/14 09:45

Analyte	Result	Qualifier	RL	MDL	Unit	D	Prepared	Analyzed	Dil Fac
Acetone	**6.6**	**I**	20	1.9	ug/L			06/23/14 15:21	1
Acrylonitrile	1.4	U	20	1.4	ug/L			06/23/14 15:21	1
Benzene	0.16	U	1.0	0.16	ug/L			06/23/14 15:21	1
Bromochloromethane	0.10	U	1.0	0.10	ug/L			06/23/14 15:21	1
Bromodichloromethane	0.17	U	1.0	0.17	ug/L			06/23/14 15:21	1
Bromoform	0.19	U	1.0	0.19	ug/L			06/23/14 15:21	1
Bromomethane	0.21	U	2.0	0.21	ug/L			06/23/14 15:21	1
Carbon disulfide	0.45	U	2.0	0.45	ug/L			06/23/14 15:21	1
Carbon tetrachloride	0.19	U	1.0	0.19	ug/L			06/23/14 15:21	1
Chlorobenzene	0.17	U	1.0	0.17	ug/L			06/23/14 15:21	1
Dibromochloromethane	0.17	U	1.0	0.17	ug/L			06/23/14 15:21	1
Chloroethane	0.41	U	2.0	0.41	ug/L			06/23/14 15:21	1
Chloroform	0.16	U	1.0	0.16	ug/L			06/23/14 15:21	1
Dibromomethane	0.17	U	1.0	0.17	ug/L			06/23/14 15:21	1
1,2-Dichlorobenzene	0.15	U	1.0	0.15	ug/L			06/23/14 15:21	1
1,4-Dichlorobenzene	0.16	U	1.0	0.16	ug/L			06/23/14 15:21	1
trans-1,4-Dichloro-2-butene	0.80	U	3.0	0.80	ug/L			06/23/14 15:21	1
1,1-Dichloroethane	0.22	U	1.0	0.22	ug/L			06/23/14 15:21	1
1,2-Dichloroethane	0.13	U	1.0	0.13	ug/L			06/23/14 15:21	1
cis-1,2-Dichloroethene	0.15	U	1.0	0.15	ug/L			06/23/14 15:21	1
trans-1,2-Dichloroethene	0.15	U	1.0	0.15	ug/L			06/23/14 15:21	1
1,1-Dichloroethene	0.23	U	1.0	0.23	ug/L			06/23/14 15:21	1
1,2-Dichloropropane	0.18	U	1.0	0.18	ug/L			06/23/14 15:21	1
cis-1,3-Dichloropropene	0.16	U	1.0	0.16	ug/L			06/23/14 15:21	1
trans-1,3-Dichloropropene	0.19	U	3.0	0.19	ug/L			06/23/14 15:21	1
Ethylbenzene	0.16	U	1.0	0.16	ug/L			06/23/14 15:21	1
2-Hexanone	1.7	U	5.0	1.7	ug/L			06/23/14 15:21	1
Iodomethane	0.23	U	1.0	0.23	ug/L			06/23/14 15:21	1
Methylene Chloride	0.32	U	2.0	0.32	ug/L			06/23/14 15:21	1
4-Methyl-2-pentanone (MIBK)	0.98	U	5.0	0.98	ug/L			06/23/14 15:21	1
Styrene	0.17	U	1.0	0.17	ug/L			06/23/14 15:21	1
1,1,1,2-Tetrachloroethane	0.21	U	1.0	0.21	ug/L			06/23/14 15:21	1
1,1,2,2-Tetrachloroethane	0.21	U	1.0	0.21	ug/L			06/23/14 15:21	1
Tetrachloroethene	0.20	U	1.0	0.20	ug/L			06/23/14 15:21	1
1,1,1-Trichloroethane	0.16	U	1.0	0.16	ug/L			06/23/14 15:21	1
1,1,2-Trichloroethane	0.27	U	1.0	0.27	ug/L			06/23/14 15:21	1
Trichloroethene	0.16	U	1.0	0.16	ug/L			06/23/14 15:21	1
Trichlorofluoromethane	0.29	U	2.0	0.29	ug/L			06/23/14 15:21	1
1,2,3-Trichloropropane	0.33	U	2.5	0.33	ug/L			06/23/14 15:21	1
Vinyl acetate	0.94	U	3.0	0.94	ug/L			06/23/14 15:21	1
Vinyl chloride	0.10	U	1.0	0.10	ug/L			06/23/14 15:21	1
Xylenes (total)	0.19	U	2.0	0.19	ug/L			06/23/14 15:21	1

Method: 8260B - Volatile Organic Compounds (GC/MS) (Continued)

Client Sample ID: MW-7A — **Lab Sample ID: 280-56612-2**
Date Collected: 06/12/14 13:26 — **Matrix: Water**
Date Received: 06/13/14 09:45

Analyte	Result	Qualifier	RL	MDL	Unit	D	Prepared	Analyzed	Dil Fac
Chloromethane	0.30	U	2.0	0.30	ug/L			06/23/14 15:21	1
2-Butanone (MEK)	2.0	U	6.0	2.0	ug/L			06/23/14 15:21	1
Toluene	0.17	U	1.0	0.17	ug/L			06/23/14 15:21	1

Surrogate	*%Recovery*	*Qualifier*	*Limits*	*Prepared*	*Analyzed*	*Dil Fac*
1,2-Dichloroethane-d4 (Surr)	*102*		*70 - 127*		*06/23/14 15:21*	*1*
Toluene-d8 (Surr)	*96*		*80 - 125*		*06/23/14 15:21*	*1*
4-Bromofluorobenzene (Surr)	*100*		*78 - 120*		*06/23/14 15:21*	*1*
Dibromofluoromethane (Surr)	*107*		*77 - 120*		*06/23/14 15:21*	*1*

Client Sample ID: MW-7B — **Lab Sample ID: 280-56612-3**
Date Collected: 06/12/14 12:52 — **Matrix: Water**
Date Received: 06/13/14 09:45

Analyte	Result	Qualifier	RL	MDL	Unit	D	Prepared	Analyzed	Dil Fac
Acetone	**5.5**	**I**	20	1.9	ug/L			06/23/14 15:43	1
Acrylonitrile	1.4	U	20	1.4	ug/L			06/23/14 15:43	1
Benzene	0.16	U	1.0	0.16	ug/L			06/23/14 15:43	1
Bromochloromethane	0.10	U	1.0	0.10	ug/L			06/23/14 15:43	1
Bromodichloromethane	0.17	U	1.0	0.17	ug/L			06/23/14 15:43	1
Bromoform	0.19	U	1.0	0.19	ug/L			06/23/14 15:43	1
Bromomethane	0.21	U	2.0	0.21	ug/L			06/23/14 15:43	1
Carbon disulfide	0.45	U	2.0	0.45	ug/L			06/23/14 15:43	1
Carbon tetrachloride	0.19	U	1.0	0.19	ug/L			06/23/14 15:43	1
Chlorobenzene	0.17	U	1.0	0.17	ug/L			06/23/14 15:43	1
Dibromochloromethane	0.17	U	1.0	0.17	ug/L			06/23/14 15:43	1
Chloroethane	0.41	U	2.0	0.41	ug/L			06/23/14 15:43	1
Chloroform	0.16	U	1.0	0.16	ug/L			06/23/14 15:43	1
Dibromomethane	0.17	U	1.0	0.17	ug/L			06/23/14 15:43	1
1,2-Dichlorobenzene	0.15	U	1.0	0.15	ug/L			06/23/14 15:43	1
1,4-Dichlorobenzene	0.16	U	1.0	0.16	ug/L			06/23/14 15:43	1
trans-1,4-Dichloro-2-butene	0.80	U	3.0	0.80	ug/L			06/23/14 15:43	1
1,1-Dichloroethane	0.22	U	1.0	0.22	ug/L			06/23/14 15:43	1
1,2-Dichloroethane	0.13	U	1.0	0.13	ug/L			06/23/14 15:43	1
cis-1,2-Dichloroethene	0.15	U	1.0	0.15	ug/L			06/23/14 15:43	1
trans-1,2-Dichloroethene	0.15	U	1.0	0.15	ug/L			06/23/14 15:43	1
1,1-Dichloroethene	0.23	U	1.0	0.23	ug/L			06/23/14 15:43	1
1,2-Dichloropropane	0.18	U	1.0	0.18	ug/L			06/23/14 15:43	1
cis-1,3-Dichloropropene	0.16	U	1.0	0.16	ug/L			06/23/14 15:43	1
trans-1,3-Dichloropropene	0.19	U	3.0	0.19	ug/L			06/23/14 15:43	1
Ethylbenzene	0.16	U	1.0	0.16	ug/L			06/23/14 15:43	1
2-Hexanone	1.7	U	5.0	1.7	ug/L			06/23/14 15:43	1
Iodomethane	0.23	U	1.0	0.23	ug/L			06/23/14 15:43	1
Methylene Chloride	0.32	U	2.0	0.32	ug/L			06/23/14 15:43	1
4-Methyl-2-pentanone (MIBK)	0.98	U	5.0	0.98	ug/L			06/23/14 15:43	1
Styrene	0.17	U	1.0	0.17	ug/L			06/23/14 15:43	1
1,1,1,2-Tetrachloroethane	0.21	U	1.0	0.21	ug/L			06/23/14 15:43	1
1,1,2,2-Tetrachloroethane	0.21	U	1.0	0.21	ug/L			06/23/14 15:43	1
Tetrachloroethene	0.20	U	1.0	0.20	ug/L			06/23/14 15:43	1
1,1,1-Trichloroethane	0.16	U	1.0	0.16	ug/L			06/23/14 15:43	1
1,1,2-Trichloroethane	0.27	U	1.0	0.27	ug/L			06/23/14 15:43	1

Method: 8260B - Volatile Organic Compounds (GC/MS) (Continued)

Client Sample ID: MW-7B — **Lab Sample ID: 280-56612-3**
Date Collected: 06/12/14 12:52 — **Matrix: Water**
Date Received: 06/13/14 09:45

Analyte	Result	Qualifier	RL	MDL	Unit	D	Prepared	Analyzed	Dil Fac
Trichloroethene	0.16	U	1.0	0.16	ug/L			06/23/14 15:43	1
Trichlorofluoromethane	0.29	U	2.0	0.29	ug/L			06/23/14 15:43	1
1,2,3-Trichloropropane	0.33	U	2.5	0.33	ug/L			06/23/14 15:43	1
Vinyl acetate	0.94	U	3.0	0.94	ug/L			06/23/14 15:43	1
Vinyl chloride	0.10	U	1.0	0.10	ug/L			06/23/14 15:43	1
Xylenes (total)	0.19	U	2.0	0.19	ug/L			06/23/14 15:43	1
Chloromethane	0.30	U	2.0	0.30	ug/L			06/23/14 15:43	1
2-Butanone (MEK)	2.0	U	6.0	2.0	ug/L			06/23/14 15:43	1
Toluene	0.17	U	1.0	0.17	ug/L			06/23/14 15:43	1

Surrogate	*%Recovery*	*Qualifier*	*Limits*	*Prepared*	*Analyzed*	*Dil Fac*
1,2-Dichloroethane-d4 (Surr)	*102*		*70 - 127*		*06/23/14 15:43*	*1*
Toluene-d8 (Surr)	*92*		*80 - 125*		*06/23/14 15:43*	*1*
4-Bromofluorobenzene (Surr)	*105*		*78 - 120*		*06/23/14 15:43*	*1*
Dibromofluoromethane (Surr)	*104*		*77 - 120*		*06/23/14 15:43*	*1*

Client Sample ID: MW-5A — **Lab Sample ID: 280-56612-4**
Date Collected: 06/12/14 12:14 — **Matrix: Water**
Date Received: 06/13/14 09:45

Analyte	Result	Qualifier	RL	MDL	Unit	D	Prepared	Analyzed	Dil Fac
Acetone	**4.9**	**I**	20	1.9	ug/L			06/23/14 16:04	1
Acrylonitrile	1.4	U	20	1.4	ug/L			06/23/14 16:04	1
Benzene	0.16	U	1.0	0.16	ug/L			06/23/14 16:04	1
Bromochloromethane	0.10	U	1.0	0.10	ug/L			06/23/14 16:04	1
Bromodichloromethane	0.17	U	1.0	0.17	ug/L			06/23/14 16:04	1
Bromoform	0.19	U	1.0	0.19	ug/L			06/23/14 16:04	1
Bromomethane	0.21	U	2.0	0.21	ug/L			06/23/14 16:04	1
Carbon disulfide	0.45	U	2.0	0.45	ug/L			06/23/14 16:04	1
Carbon tetrachloride	0.19	U	1.0	0.19	ug/L			06/23/14 16:04	1
Chlorobenzene	0.17	U	1.0	0.17	ug/L			06/23/14 16:04	1
Dibromochloromethane	0.17	U	1.0	0.17	ug/L			06/23/14 16:04	1
Chloroethane	0.41	U	2.0	0.41	ug/L			06/23/14 16:04	1
Chloroform	0.16	U	1.0	0.16	ug/L			06/23/14 16:04	1
Dibromomethane	0.17	U	1.0	0.17	ug/L			06/23/14 16:04	1
1,2-Dichlorobenzene	0.15	U	1.0	0.15	ug/L			06/23/14 16:04	1
1,4-Dichlorobenzene	0.16	U	1.0	0.16	ug/L			06/23/14 16:04	1
trans-1,4-Dichloro-2-butene	0.80	U	3.0	0.80	ug/L			06/23/14 16:04	1
1,1-Dichloroethane	0.22	U	1.0	0.22	ug/L			06/23/14 16:04	1
1,2-Dichloroethane	0.13	U	1.0	0.13	ug/L			06/23/14 16:04	1
cis-1,2-Dichloroethene	0.15	U	1.0	0.15	ug/L			06/23/14 16:04	1
trans-1,2-Dichloroethene	0.15	U	1.0	0.15	ug/L			06/23/14 16:04	1
1,1-Dichloroethene	0.23	U	1.0	0.23	ug/L			06/23/14 16:04	1
1,2-Dichloropropane	0.18	U	1.0	0.18	ug/L			06/23/14 16:04	1
cis-1,3-Dichloropropene	0.16	U	1.0	0.16	ug/L			06/23/14 16:04	1
trans-1,3-Dichloropropene	0.19	U	3.0	0.19	ug/L			06/23/14 16:04	1
Ethylbenzene	0.16	U	1.0	0.16	ug/L			06/23/14 16:04	1
2-Hexanone	1.7	U	5.0	1.7	ug/L			06/23/14 16:04	1
Iodomethane	0.23	U	1.0	0.23	ug/L			06/23/14 16:04	1
Methylene Chloride	0.32	U	2.0	0.32	ug/L			06/23/14 16:04	1
4-Methyl-2-pentanone (MIBK)	0.98	U	5.0	0.98	ug/L			06/23/14 16:04	1

Method: 8260B - Volatile Organic Compounds (GC/MS) (Continued)

Client Sample ID: MW-5A — **Lab Sample ID: 280-56612-4**
Date Collected: 06/12/14 12:14 — **Matrix: Water**
Date Received: 06/13/14 09:45

Analyte	Result	Qualifier	RL	MDL	Unit	D	Prepared	Analyzed	Dil Fac
Styrene	0.17	U	1.0	0.17	ug/L			06/23/14 16:04	1
1,1,1,2-Tetrachloroethane	0.21	U	1.0	0.21	ug/L			06/23/14 16:04	1
1,1,2,2-Tetrachloroethane	0.21	U	1.0	0.21	ug/L			06/23/14 16:04	1
Tetrachloroethene	0.20	U	1.0	0.20	ug/L			06/23/14 16:04	1
1,1,1-Trichloroethane	0.16	U	1.0	0.16	ug/L			06/23/14 16:04	1
1,1,2-Trichloroethane	0.27	U	1.0	0.27	ug/L			06/23/14 16:04	1
Trichloroethene	0.16	U	1.0	0.16	ug/L			06/23/14 16:04	1
Trichlorofluoromethane	0.29	U	2.0	0.29	ug/L			06/23/14 16:04	1
1,2,3-Trichloropropane	0.33	U	2.5	0.33	ug/L			06/23/14 16:04	1
Vinyl acetate	0.94	U	3.0	0.94	ug/L			06/23/14 16:04	1
Vinyl chloride	0.10	U	1.0	0.10	ug/L			06/23/14 16:04	1
Xylenes (total)	0.19	U	2.0	0.19	ug/L			06/23/14 16:04	1
Chloromethane	0.30	U	2.0	0.30	ug/L			06/23/14 16:04	1
2-Butanone (MEK)	2.0	U	6.0	2.0	ug/L			06/23/14 16:04	1
Toluene	0.17	U	1.0	0.17	ug/L			06/23/14 16:04	1

Surrogate	*%Recovery*	*Qualifier*	*Limits*	*Prepared*	*Analyzed*	*Dil Fac*
1,2-Dichloroethane-d4 (Surr)	*103*		*70 - 127*		*06/23/14 16:04*	*1*
Toluene-d8 (Surr)	*94*		*80 - 125*		*06/23/14 16:04*	*1*
4-Bromofluorobenzene (Surr)	*101*		*78 - 120*		*06/23/14 16:04*	*1*
Dibromofluoromethane (Surr)	*104*		*77 - 120*		*06/23/14 16:04*	*1*

Client Sample ID: MW-5B — **Lab Sample ID: 280-56612-5**
Date Collected: 06/12/14 11:40 — **Matrix: Water**
Date Received: 06/13/14 09:45

Analyte	Result	Qualifier	RL	MDL	Unit	D	Prepared	Analyzed	Dil Fac
Acetone	1.9	U	20	1.9	ug/L			06/23/14 16:26	1
Acrylonitrile	1.4	U	20	1.4	ug/L			06/23/14 16:26	1
Benzene	0.16	U	1.0	0.16	ug/L			06/23/14 16:26	1
Bromochloromethane	0.10	U	1.0	0.10	ug/L			06/23/14 16:26	1
Bromodichloromethane	0.17	U	1.0	0.17	ug/L			06/23/14 16:26	1
Bromoform	0.19	U	1.0	0.19	ug/L			06/23/14 16:26	1
Bromomethane	0.21	U	2.0	0.21	ug/L			06/23/14 16:26	1
Carbon disulfide	0.45	U	2.0	0.45	ug/L			06/23/14 16:26	1
Carbon tetrachloride	0.19	U	1.0	0.19	ug/L			06/23/14 16:26	1
Chlorobenzene	0.17	U	1.0	0.17	ug/L			06/23/14 16:26	1
Dibromochloromethane	0.17	U	1.0	0.17	ug/L			06/23/14 16:26	1
Chloroethane	0.41	U	2.0	0.41	ug/L			06/23/14 16:26	1
Chloroform	0.16	U	1.0	0.16	ug/L			06/23/14 16:26	1
Dibromomethane	0.17	U	1.0	0.17	ug/L			06/23/14 16:26	1
1,2-Dichlorobenzene	0.15	U	1.0	0.15	ug/L			06/23/14 16:26	1
1,4-Dichlorobenzene	0.16	U	1.0	0.16	ug/L			06/23/14 16:26	1
trans-1,4-Dichloro-2-butene	0.80	U	3.0	0.80	ug/L			06/23/14 16:26	1
1,1-Dichloroethane	0.22	U	1.0	0.22	ug/L			06/23/14 16:26	1
1,2-Dichloroethane	0.13	U	1.0	0.13	ug/L			06/23/14 16:26	1
cis-1,2-Dichloroethene	0.15	U	1.0	0.15	ug/L			06/23/14 16:26	1
trans-1,2-Dichloroethene	0.15	U	1.0	0.15	ug/L			06/23/14 16:26	1
1,1-Dichloroethene	0.23	U	1.0	0.23	ug/L			06/23/14 16:26	1
1,2-Dichloropropane	0.18	U	1.0	0.18	ug/L			06/23/14 16:26	1
cis-1,3-Dichloropropene	0.16	U	1.0	0.16	ug/L			06/23/14 16:26	1

Method: 8260B - Volatile Organic Compounds (GC/MS) (Continued)

Client Sample ID: MW-5B — **Lab Sample ID: 280-56612-5**
Date Collected: 06/12/14 11:40 — **Matrix: Water**
Date Received: 06/13/14 09:45

Analyte	Result	Qualifier	RL	MDL	Unit	D	Prepared	Analyzed	Dil Fac
trans-1,3-Dichloropropene	0.19	U	3.0	0.19	ug/L			06/23/14 16:26	1
Ethylbenzene	0.16	U	1.0	0.16	ug/L			06/23/14 16:26	1
2-Hexanone	1.7	U	5.0	1.7	ug/L			06/23/14 16:26	1
Iodomethane	0.23	U	1.0	0.23	ug/L			06/23/14 16:26	1
Methylene Chloride	0.32	U	2.0	0.32	ug/L			06/23/14 16:26	1
4-Methyl-2-pentanone (MIBK)	0.98	U	5.0	0.98	ug/L			06/23/14 16:26	1
Styrene	0.17	U	1.0	0.17	ug/L			06/23/14 16:26	1
1,1,1,2-Tetrachloroethane	0.21	U	1.0	0.21	ug/L			06/23/14 16:26	1
1,1,2,2-Tetrachloroethane	0.21	U	1.0	0.21	ug/L			06/23/14 16:26	1
Tetrachloroethene	0.20	U	1.0	0.20	ug/L			06/23/14 16:26	1
1,1,1-Trichloroethane	0.16	U	1.0	0.16	ug/L			06/23/14 16:26	1
1,1,2-Trichloroethane	0.27	U	1.0	0.27	ug/L			06/23/14 16:26	1
Trichloroethene	0.16	U	1.0	0.16	ug/L			06/23/14 16:26	1
Trichlorofluoromethane	0.29	U	2.0	0.29	ug/L			06/23/14 16:26	1
1,2,3-Trichloropropane	0.33	U	2.5	0.33	ug/L			06/23/14 16:26	1
Vinyl acetate	0.94	U	3.0	0.94	ug/L			06/23/14 16:26	1
Vinyl chloride	0.10	U	1.0	0.10	ug/L			06/23/14 16:26	1
Xylenes (total)	0.19	U	2.0	0.19	ug/L			06/23/14 16:26	1
Chloromethane	0.30	U	2.0	0.30	ug/L			06/23/14 16:26	1
2-Butanone (MEK)	2.0	U	6.0	2.0	ug/L			06/23/14 16:26	1
Toluene	0.17	U	1.0	0.17	ug/L			06/23/14 16:26	1

Surrogate	*%Recovery*	*Qualifier*	*Limits*	*Prepared*	*Analyzed*	*Dil Fac*
1,2-Dichloroethane-d4 (Surr)	*107*		*70 - 127*		*06/23/14 16:26*	*1*
Toluene-d8 (Surr)	*92*		*80 - 125*		*06/23/14 16:26*	*1*
4-Bromofluorobenzene (Surr)	*98*		*78 - 120*		*06/23/14 16:26*	*1*
Dibromofluoromethane (Surr)	*107*		*77 - 120*		*06/23/14 16:26*	*1*

Client Sample ID: MW-3A — **Lab Sample ID: 280-56612-6**
Date Collected: 06/12/14 11:07 — **Matrix: Water**
Date Received: 06/13/14 09:45

Analyte	Result	Qualifier	RL	MDL	Unit	D	Prepared	Analyzed	Dil Fac
Acetone	1.9	U	20	1.9	ug/L			06/23/14 16:47	1
Acrylonitrile	1.4	U	20	1.4	ug/L			06/23/14 16:47	1
Benzene	0.16	U	1.0	0.16	ug/L			06/23/14 16:47	1
Bromochloromethane	0.10	U	1.0	0.10	ug/L			06/23/14 16:47	1
Bromodichloromethane	0.17	U	1.0	0.17	ug/L			06/23/14 16:47	1
Bromoform	0.19	U	1.0	0.19	ug/L			06/23/14 16:47	1
Bromomethane	0.21	U	2.0	0.21	ug/L			06/23/14 16:47	1
Carbon disulfide	0.45	U	2.0	0.45	ug/L			06/23/14 16:47	1
Carbon tetrachloride	0.19	U	1.0	0.19	ug/L			06/23/14 16:47	1
Chlorobenzene	0.17	U	1.0	0.17	ug/L			06/23/14 16:47	1
Dibromochloromethane	0.17	U	1.0	0.17	ug/L			06/23/14 16:47	1
Chloroethane	0.41	U	2.0	0.41	ug/L			06/23/14 16:47	1
Chloroform	0.16	U	1.0	0.16	ug/L			06/23/14 16:47	1
Dibromomethane	0.17	U	1.0	0.17	ug/L			06/23/14 16:47	1
1,2-Dichlorobenzene	0.15	U	1.0	0.15	ug/L			06/23/14 16:47	1
1,4-Dichlorobenzene	0.16	U	1.0	0.16	ug/L			06/23/14 16:47	1
trans-1,4-Dichloro-2-butene	0.80	U	3.0	0.80	ug/L			06/23/14 16:47	1
1,1-Dichloroethane	0.22	U	1.0	0.22	ug/L			06/23/14 16:47	1

Method: 8260B - Volatile Organic Compounds (GC/MS) (Continued)

Client Sample ID: MW-3A — **Lab Sample ID: 280-56612-6**
Date Collected: 06/12/14 11:07 — **Matrix: Water**
Date Received: 06/13/14 09:45

Analyte	Result	Qualifier	RL	MDL	Unit	D	Prepared	Analyzed	Dil Fac
1,2-Dichloroethane	0.13	U	1.0	0.13	ug/L			06/23/14 16:47	1
cis-1,2-Dichloroethene	0.15	U	1.0	0.15	ug/L			06/23/14 16:47	1
trans-1,2-Dichloroethene	0.15	U	1.0	0.15	ug/L			06/23/14 16:47	1
1,1-Dichloroethene	0.23	U	1.0	0.23	ug/L			06/23/14 16:47	1
1,2-Dichloropropane	0.18	U	1.0	0.18	ug/L			06/23/14 16:47	1
cis-1,3-Dichloropropene	0.16	U	1.0	0.16	ug/L			06/23/14 16:47	1
trans-1,3-Dichloropropene	0.19	U	3.0	0.19	ug/L			06/23/14 16:47	1
Ethylbenzene	0.16	U	1.0	0.16	ug/L			06/23/14 16:47	1
2-Hexanone	1.7	U	5.0	1.7	ug/L			06/23/14 16:47	1
Iodomethane	0.23	U	1.0	0.23	ug/L			06/23/14 16:47	1
Methylene Chloride	0.32	U	2.0	0.32	ug/L			06/23/14 16:47	1
4-Methyl-2-pentanone (MIBK)	0.98	U	5.0	0.98	ug/L			06/23/14 16:47	1
Styrene	0.17	U	1.0	0.17	ug/L			06/23/14 16:47	1
1,1,1,2-Tetrachloroethane	0.21	U	1.0	0.21	ug/L			06/23/14 16:47	1
1,1,2,2-Tetrachloroethane	0.21	U	1.0	0.21	ug/L			06/23/14 16:47	1
Tetrachloroethene	0.20	U	1.0	0.20	ug/L			06/23/14 16:47	1
1,1,1-Trichloroethane	0.16	U	1.0	0.16	ug/L			06/23/14 16:47	1
1,1,2-Trichloroethane	0.27	U	1.0	0.27	ug/L			06/23/14 16:47	1
Trichloroethene	0.16	U	1.0	0.16	ug/L			06/23/14 16:47	1
Trichlorofluoromethane	0.29	U	2.0	0.29	ug/L			06/23/14 16:47	1
1,2,3-Trichloropropane	0.33	U	2.5	0.33	ug/L			06/23/14 16:47	1
Vinyl acetate	0.94	U	3.0	0.94	ug/L			06/23/14 16:47	1
Vinyl chloride	0.10	U	1.0	0.10	ug/L			06/23/14 16:47	1
Xylenes (total)	0.19	U	2.0	0.19	ug/L			06/23/14 16:47	1
Chloromethane	0.30	U	2.0	0.30	ug/L			06/23/14 16:47	1
2-Butanone (MEK)	2.0	U	6.0	2.0	ug/L			06/23/14 16:47	1
Toluene	0.17	U	1.0	0.17	ug/L			06/23/14 16:47	1

Surrogate	*%Recovery*	*Qualifier*	*Limits*	*Prepared*	*Analyzed*	*Dil Fac*
1,2-Dichloroethane-d4 (Surr)	*100*		*70 - 127*		*06/23/14 16:47*	*1*
Toluene-d8 (Surr)	*85*		*80 - 125*		*06/23/14 16:47*	*1*
4-Bromofluorobenzene (Surr)	*92*		*78 - 120*		*06/23/14 16:47*	*1*
Dibromofluoromethane (Surr)	*99*		*77 - 120*		*06/23/14 16:47*	*1*

Client Sample ID: MW-3B — **Lab Sample ID: 280-56612-7**
Date Collected: 06/12/14 10:31 — **Matrix: Water**
Date Received: 06/13/14 09:45

Analyte	Result	Qualifier	RL	MDL	Unit	D	Prepared	Analyzed	Dil Fac
Acetone	**4.1**	**I**	20	1.9	ug/L			06/23/14 17:08	1
Acrylonitrile	1.4	U	20	1.4	ug/L			06/23/14 17:08	1
Benzene	0.16	U	1.0	0.16	ug/L			06/23/14 17:08	1
Bromochloromethane	0.10	U	1.0	0.10	ug/L			06/23/14 17:08	1
Bromodichloromethane	0.17	U	1.0	0.17	ug/L			06/23/14 17:08	1
Bromoform	0.19	U	1.0	0.19	ug/L			06/23/14 17:08	1
Bromomethane	0.21	U	2.0	0.21	ug/L			06/23/14 17:08	1
Carbon disulfide	0.45	U	2.0	0.45	ug/L			06/23/14 17:08	1
Carbon tetrachloride	0.19	U	1.0	0.19	ug/L			06/23/14 17:08	1
Chlorobenzene	0.17	U	1.0	0.17	ug/L			06/23/14 17:08	1
Dibromochloromethane	0.17	U	1.0	0.17	ug/L			06/23/14 17:08	1
Chloroethane	0.41	U	2.0	0.41	ug/L			06/23/14 17:08	1

Method: 8260B - Volatile Organic Compounds (GC/MS) (Continued)

Client Sample ID: MW-3B **Lab Sample ID: 280-56612-7**
Date Collected: 06/12/14 10:31 **Matrix: Water**
Date Received: 06/13/14 09:45

Analyte	Result	Qualifier	RL	MDL	Unit	D	Prepared	Analyzed	Dil Fac
Chloroform	0.16	U	1.0	0.16	ug/L			06/23/14 17:08	1
Dibromomethane	0.17	U	1.0	0.17	ug/L			06/23/14 17:08	1
1,2-Dichlorobenzene	0.15	U	1.0	0.15	ug/L			06/23/14 17:08	1
1,4-Dichlorobenzene	0.16	U	1.0	0.16	ug/L			06/23/14 17:08	1
trans-1,4-Dichloro-2-butene	0.80	U	3.0	0.80	ug/L			06/23/14 17:08	1
1,1-Dichloroethane	0.22	U	1.0	0.22	ug/L			06/23/14 17:08	1
1,2-Dichloroethane	0.13	U	1.0	0.13	ug/L			06/23/14 17:08	1
cis-1,2-Dichloroethene	0.15	U	1.0	0.15	ug/L			06/23/14 17:08	1
trans-1,2-Dichloroethene	0.15	U	1.0	0.15	ug/L			06/23/14 17:08	1
1,1-Dichloroethene	0.23	U	1.0	0.23	ug/L			06/23/14 17:08	1
1,2-Dichloropropane	0.18	U	1.0	0.18	ug/L			06/23/14 17:08	1
cis-1,3-Dichloropropene	0.16	U	1.0	0.16	ug/L			06/23/14 17:08	1
trans-1,3-Dichloropropene	0.19	U	3.0	0.19	ug/L			06/23/14 17:08	1
Ethylbenzene	0.16	U	1.0	0.16	ug/L			06/23/14 17:08	1
2-Hexanone	1.7	U	5.0	1.7	ug/L			06/23/14 17:08	1
Iodomethane	0.23	U	1.0	0.23	ug/L			06/23/14 17:08	1
Methylene Chloride	0.32	U	2.0	0.32	ug/L			06/23/14 17:08	1
4-Methyl-2-pentanone (MIBK)	0.98	U	5.0	0.98	ug/L			06/23/14 17:08	1
Styrene	0.17	U	1.0	0.17	ug/L			06/23/14 17:08	1
1,1,1,2-Tetrachloroethane	0.21	U	1.0	0.21	ug/L			06/23/14 17:08	1
1,1,2,2-Tetrachloroethane	0.21	U	1.0	0.21	ug/L			06/23/14 17:08	1
Tetrachloroethene	0.20	U	1.0	0.20	ug/L			06/23/14 17:08	1
1,1,1-Trichloroethane	0.16	U	1.0	0.16	ug/L			06/23/14 17:08	1
1,1,2-Trichloroethane	0.27	U	1.0	0.27	ug/L			06/23/14 17:08	1
Trichloroethene	0.16	U	1.0	0.16	ug/L			06/23/14 17:08	1
Trichlorofluoromethane	0.29	U	2.0	0.29	ug/L			06/23/14 17:08	1
1,2,3-Trichloropropane	0.33	U	2.5	0.33	ug/L			06/23/14 17:08	1
Vinyl acetate	0.94	U	3.0	0.94	ug/L			06/23/14 17:08	1
Vinyl chloride	0.10	U	1.0	0.10	ug/L			06/23/14 17:08	1
Xylenes (total)	0.19	U	2.0	0.19	ug/L			06/23/14 17:08	1
Chloromethane	0.30	U	2.0	0.30	ug/L			06/23/14 17:08	1
2-Butanone (MEK)	2.0	U	6.0	2.0	ug/L			06/23/14 17:08	1
Toluene	0.17	U	1.0	0.17	ug/L			06/23/14 17:08	1

Surrogate	*%Recovery*	*Qualifier*	*Limits*	*Prepared*	*Analyzed*	*Dil Fac*
1,2-Dichloroethane-d4 (Surr)	*107*		*70 - 127*		*06/23/14 17:08*	*1*
Toluene-d8 (Surr)	*90*		*80 - 125*		*06/23/14 17:08*	*1*
4-Bromofluorobenzene (Surr)	*104*		*78 - 120*		*06/23/14 17:08*	*1*
Dibromofluoromethane (Surr)	*108*		*77 - 120*		*06/23/14 17:08*	*1*

Client Sample ID: MW-FL1 **Lab Sample ID: 280-56612-8**
Date Collected: 06/12/14 09:55 **Matrix: Water**
Date Received: 06/13/14 09:45

Analyte	Result	Qualifier	RL	MDL	Unit	D	Prepared	Analyzed	Dil Fac
Acetone	1.9	U	20	1.9	ug/L			06/23/14 17:30	1
Acrylonitrile	1.4	U	20	1.4	ug/L			06/23/14 17:30	1
Benzene	0.16	U	1.0	0.16	ug/L			06/23/14 17:30	1
Bromochloromethane	0.10	U	1.0	0.10	ug/L			06/23/14 17:30	1
Bromodichloromethane	0.17	U	1.0	0.17	ug/L			06/23/14 17:30	1
Bromoform	0.19	U	1.0	0.19	ug/L			06/23/14 17:30	1

Method: 8260B - Volatile Organic Compounds (GC/MS) (Continued)

Client Sample ID: MW-FL1
Date Collected: 06/12/14 09:55
Date Received: 06/13/14 09:45

Lab Sample ID: 280-56612-8
Matrix: Water

Analyte	Result	Qualifier	RL	MDL	Unit	D	Prepared	Analyzed	Dil Fac
Bromomethane	0.21	U	2.0	0.21	ug/L			06/23/14 17:30	1
Carbon disulfide	0.45	U	2.0	0.45	ug/L			06/23/14 17:30	1
Carbon tetrachloride	0.19	U	1.0	0.19	ug/L			06/23/14 17:30	1
Chlorobenzene	0.17	U	1.0	0.17	ug/L			06/23/14 17:30	1
Dibromochloromethane	0.17	U	1.0	0.17	ug/L			06/23/14 17:30	1
Chloroethane	0.41	U	2.0	0.41	ug/L			06/23/14 17:30	1
Chloroform	0.16	U	1.0	0.16	ug/L			06/23/14 17:30	1
Dibromomethane	0.17	U	1.0	0.17	ug/L			06/23/14 17:30	1
1,2-Dichlorobenzene	0.15	U	1.0	0.15	ug/L			06/23/14 17:30	1
1,4-Dichlorobenzene	0.16	U	1.0	0.16	ug/L			06/23/14 17:30	1
trans-1,4-Dichloro-2-butene	0.80	U	3.0	0.80	ug/L			06/23/14 17:30	1
1,1-Dichloroethane	0.22	U	1.0	0.22	ug/L			06/23/14 17:30	1
1,2-Dichloroethane	0.13	U	1.0	0.13	ug/L			06/23/14 17:30	1
cis-1,2-Dichloroethene	0.15	U	1.0	0.15	ug/L			06/23/14 17:30	1
trans-1,2-Dichloroethene	0.15	U	1.0	0.15	ug/L			06/23/14 17:30	1
1,1-Dichloroethene	0.23	U	1.0	0.23	ug/L			06/23/14 17:30	1
1,2-Dichloropropane	0.18	U	1.0	0.18	ug/L			06/23/14 17:30	1
cis-1,3-Dichloropropene	0.16	U	1.0	0.16	ug/L			06/23/14 17:30	1
trans-1,3-Dichloropropene	0.19	U	3.0	0.19	ug/L			06/23/14 17:30	1
Ethylbenzene	0.16	U	1.0	0.16	ug/L			06/23/14 17:30	1
2-Hexanone	1.7	U	5.0	1.7	ug/L			06/23/14 17:30	1
Iodomethane	0.23	U	1.0	0.23	ug/L			06/23/14 17:30	1
Methylene Chloride	0.32	U	2.0	0.32	ug/L			06/23/14 17:30	1
4-Methyl-2-pentanone (MIBK)	0.98	U	5.0	0.98	ug/L			06/23/14 17:30	1
Styrene	0.17	U	1.0	0.17	ug/L			06/23/14 17:30	1
1,1,1,2-Tetrachloroethane	0.21	U	1.0	0.21	ug/L			06/23/14 17:30	1
1,1,2,2-Tetrachloroethane	0.21	U	1.0	0.21	ug/L			06/23/14 17:30	1
Tetrachloroethene	0.20	U	1.0	0.20	ug/L			06/23/14 17:30	1
1,1,1-Trichloroethane	0.16	U	1.0	0.16	ug/L			06/23/14 17:30	1
1,1,2-Trichloroethane	0.27	U	1.0	0.27	ug/L			06/23/14 17:30	1
Trichloroethene	0.16	U	1.0	0.16	ug/L			06/23/14 17:30	1
Trichlorofluoromethane	0.29	U	2.0	0.29	ug/L			06/23/14 17:30	1
1,2,3-Trichloropropane	0.33	U	2.5	0.33	ug/L			06/23/14 17:30	1
Vinyl acetate	0.94	U	3.0	0.94	ug/L			06/23/14 17:30	1
Vinyl chloride	0.10	U	1.0	0.10	ug/L			06/23/14 17:30	1
Xylenes (total)	0.19	U	2.0	0.19	ug/L			06/23/14 17:30	1
Chloromethane	0.30	U	2.0	0.30	ug/L			06/23/14 17:30	1
2-Butanone (MEK)	2.0	U	6.0	2.0	ug/L			06/23/14 17:30	1
Toluene	0.17	U	1.0	0.17	ug/L			06/23/14 17:30	1

Surrogate	*%Recovery*	*Qualifier*	*Limits*	*Prepared*	*Analyzed*	*Dil Fac*
1,2-Dichloroethane-d4 (Surr)	*110*		*70 - 127*		*06/23/14 17:30*	*1*
Toluene-d8 (Surr)	*91*		*80 - 125*		*06/23/14 17:30*	*1*
4-Bromofluorobenzene (Surr)	*101*		*78 - 120*		*06/23/14 17:30*	*1*
Dibromofluoromethane (Surr)	*109*		*77 - 120*		*06/23/14 17:30*	*1*

Method: 8260B - Volatile Organic Compounds (GC/MS)

Client Sample ID: MW-FL3
Date Collected: 06/12/14 15:23
Date Received: 06/13/14 09:45

Lab Sample ID: 280-56612-9
Matrix: Water

Analyte	Result	Qualifier	RL	MDL	Unit	D	Prepared	Analyzed	Dil Fac
Acetone	**3.5**	**I**	20	1.9	ug/L			06/23/14 17:51	1
Acrylonitrile	1.4	U	20	1.4	ug/L			06/23/14 17:51	1
Benzene	0.16	U	1.0	0.16	ug/L			06/23/14 17:51	1
Bromochloromethane	0.10	U	1.0	0.10	ug/L			06/23/14 17:51	1
Bromodichloromethane	0.17	U	1.0	0.17	ug/L			06/23/14 17:51	1
Bromoform	0.19	U	1.0	0.19	ug/L			06/23/14 17:51	1
Bromomethane	0.21	U	2.0	0.21	ug/L			06/23/14 17:51	1
Carbon disulfide	0.45	U	2.0	0.45	ug/L			06/23/14 17:51	1
Carbon tetrachloride	0.19	U	1.0	0.19	ug/L			06/23/14 17:51	1
Chlorobenzene	0.17	U	1.0	0.17	ug/L			06/23/14 17:51	1
Dibromochloromethane	0.17	U	1.0	0.17	ug/L			06/23/14 17:51	1
Chloroethane	0.41	U	2.0	0.41	ug/L			06/23/14 17:51	1
Chloroform	0.16	U	1.0	0.16	ug/L			06/23/14 17:51	1
Dibromomethane	0.17	U	1.0	0.17	ug/L			06/23/14 17:51	1
1,2-Dichlorobenzene	0.15	U	1.0	0.15	ug/L			06/23/14 17:51	1
1,4-Dichlorobenzene	0.16	U	1.0	0.16	ug/L			06/23/14 17:51	1
trans-1,4-Dichloro-2-butene	0.80	U	3.0	0.80	ug/L			06/23/14 17:51	1
1,1-Dichloroethane	0.22	U	1.0	0.22	ug/L			06/23/14 17:51	1
1,2-Dichloroethane	0.13	U	1.0	0.13	ug/L			06/23/14 17:51	1
cis-1,2-Dichloroethene	0.15	U	1.0	0.15	ug/L			06/23/14 17:51	1
trans-1,2-Dichloroethene	0.15	U	1.0	0.15	ug/L			06/23/14 17:51	1
1,1-Dichloroethene	0.23	U	1.0	0.23	ug/L			06/23/14 17:51	1
1,2-Dichloropropane	0.18	U	1.0	0.18	ug/L			06/23/14 17:51	1
cis-1,3-Dichloropropene	0.16	U	1.0	0.16	ug/L			06/23/14 17:51	1
trans-1,3-Dichloropropene	0.19	U	3.0	0.19	ug/L			06/23/14 17:51	1
Ethylbenzene	0.16	U	1.0	0.16	ug/L			06/23/14 17:51	1
2-Hexanone	1.7	U	5.0	1.7	ug/L			06/23/14 17:51	1
Iodomethane	0.23	U	1.0	0.23	ug/L			06/23/14 17:51	1
Methylene Chloride	0.32	U	2.0	0.32	ug/L			06/23/14 17:51	1
4-Methyl-2-pentanone (MIBK)	0.98	U	5.0	0.98	ug/L			06/23/14 17:51	1
Styrene	0.17	U	1.0	0.17	ug/L			06/23/14 17:51	1
1,1,1,2-Tetrachloroethane	0.21	U	1.0	0.21	ug/L			06/23/14 17:51	1
1,1,2,2-Tetrachloroethane	0.21	U	1.0	0.21	ug/L			06/23/14 17:51	1
Tetrachloroethene	0.20	U	1.0	0.20	ug/L			06/23/14 17:51	1
1,1,1-Trichloroethane	0.16	U	1.0	0.16	ug/L			06/23/14 17:51	1
1,1,2-Trichloroethane	0.27	U	1.0	0.27	ug/L			06/23/14 17:51	1
Trichloroethene	0.16	U	1.0	0.16	ug/L			06/23/14 17:51	1
Trichlorofluoromethane	0.29	U	2.0	0.29	ug/L			06/23/14 17:51	1
1,2,3-Trichloropropane	0.33	U	2.5	0.33	ug/L			06/23/14 17:51	1
Vinyl acetate	0.94	U	3.0	0.94	ug/L			06/23/14 17:51	1
Vinyl chloride	0.10	U	1.0	0.10	ug/L			06/23/14 17:51	1
Xylenes (total)	0.19	U	2.0	0.19	ug/L			06/23/14 17:51	1
Chloromethane	0.30	U	2.0	0.30	ug/L			06/23/14 17:51	1
2-Butanone (MEK)	2.0	U	6.0	2.0	ug/L			06/23/14 17:51	1
Toluene	0.17	U	1.0	0.17	ug/L			06/23/14 17:51	1

Surrogate	*%Recovery*	*Qualifier*	*Limits*	*Prepared*	*Analyzed*	*Dil Fac*
1,2-Dichloroethane-d4 (Surr)	*100*		*70 - 127*		*06/23/14 17:51*	*1*
Toluene-d8 (Surr)	*88*		*80 - 125*		*06/23/14 17:51*	*1*
4-Bromofluorobenzene (Surr)	*97*		*78 - 120*		*06/23/14 17:51*	*1*

Method: 8260B - Volatile Organic Compounds (GC/MS) (Continued)

Client Sample ID: MW-FL3
Date Collected: 06/12/14 15:23
Date Received: 06/13/14 09:45

Lab Sample ID: 280-56612-9
Matrix: Water

Surrogate	*%Recovery*	*Qualifier*	*Limits*	*Prepared*	*Analyzed*	*Dil Fac*
Dibromofluoromethane (Surr)	*102*		*77 - 120*		*06/23/14 17:51*	*1*

Client Sample ID: TRIP BLANK
Date Collected: 06/12/14 09:55
Date Received: 06/13/14 09:45

Lab Sample ID: 280-56612-10
Matrix: Water

Analyte	Result	Qualifier	RL	MDL	Unit	D	Prepared	Analyzed	Dil Fac
Acetone	**9.7**	**I**	20	1.9	ug/L			06/23/14 18:12	1
Acrylonitrile	1.4	U	20	1.4	ug/L			06/23/14 18:12	1
Benzene	0.16	U	1.0	0.16	ug/L			06/23/14 18:12	1
Bromochloromethane	0.10	U	1.0	0.10	ug/L			06/23/14 18:12	1
Bromodichloromethane	0.17	U	1.0	0.17	ug/L			06/23/14 18:12	1
Bromoform	0.19	U	1.0	0.19	ug/L			06/23/14 18:12	1
Bromomethane	0.21	U	2.0	0.21	ug/L			06/23/14 18:12	1
Carbon disulfide	0.45	U	2.0	0.45	ug/L			06/23/14 18:12	1
Carbon tetrachloride	0.19	U	1.0	0.19	ug/L			06/23/14 18:12	1
Chlorobenzene	0.17	U	1.0	0.17	ug/L			06/23/14 18:12	1
Dibromochloromethane	0.17	U	1.0	0.17	ug/L			06/23/14 18:12	1
Chloroethane	0.41	U	2.0	0.41	ug/L			06/23/14 18:12	1
Chloroform	0.16	U	1.0	0.16	ug/L			06/23/14 18:12	1
Dibromomethane	0.17	U	1.0	0.17	ug/L			06/23/14 18:12	1
1,2-Dichlorobenzene	0.15	U	1.0	0.15	ug/L			06/23/14 18:12	1
1,4-Dichlorobenzene	0.16	U	1.0	0.16	ug/L			06/23/14 18:12	1
trans-1,4-Dichloro-2-butene	0.80	U	3.0	0.80	ug/L			06/23/14 18:12	1
1,1-Dichloroethane	0.22	U	1.0	0.22	ug/L			06/23/14 18:12	1
1,2-Dichloroethane	0.13	U	1.0	0.13	ug/L			06/23/14 18:12	1
cis-1,2-Dichloroethene	0.15	U	1.0	0.15	ug/L			06/23/14 18:12	1
trans-1,2-Dichloroethene	0.15	U	1.0	0.15	ug/L			06/23/14 18:12	1
1,1-Dichloroethene	0.23	U	1.0	0.23	ug/L			06/23/14 18:12	1
1,2-Dichloropropane	0.18	U	1.0	0.18	ug/L			06/23/14 18:12	1
cis-1,3-Dichloropropene	0.16	U	1.0	0.16	ug/L			06/23/14 18:12	1
trans-1,3-Dichloropropene	0.19	U	3.0	0.19	ug/L			06/23/14 18:12	1
Ethylbenzene	0.16	U	1.0	0.16	ug/L			06/23/14 18:12	1
2-Hexanone	1.7	U	5.0	1.7	ug/L			06/23/14 18:12	1
Iodomethane	0.23	U	1.0	0.23	ug/L			06/23/14 18:12	1
Methylene Chloride	0.32	U	2.0	0.32	ug/L			06/23/14 18:12	1
4-Methyl-2-pentanone (MIBK)	0.98	U	5.0	0.98	ug/L			06/23/14 18:12	1
Styrene	0.17	U	1.0	0.17	ug/L			06/23/14 18:12	1
1,1,1,2-Tetrachloroethane	0.21	U	1.0	0.21	ug/L			06/23/14 18:12	1
1,1,2,2-Tetrachloroethane	0.21	U	1.0	0.21	ug/L			06/23/14 18:12	1
Tetrachloroethene	0.20	U	1.0	0.20	ug/L			06/23/14 18:12	1
1,1,1-Trichloroethane	0.16	U	1.0	0.16	ug/L			06/23/14 18:12	1
1,1,2-Trichloroethane	0.27	U	1.0	0.27	ug/L			06/23/14 18:12	1
Trichloroethene	0.16	U	1.0	0.16	ug/L			06/23/14 18:12	1
Trichlorofluoromethane	0.29	U	2.0	0.29	ug/L			06/23/14 18:12	1
1,2,3-Trichloropropane	0.33	U	2.5	0.33	ug/L			06/23/14 18:12	1
Vinyl acetate	0.94	U	3.0	0.94	ug/L			06/23/14 18:12	1
Vinyl chloride	0.10	U	1.0	0.10	ug/L			06/23/14 18:12	1
Xylenes (total)	0.19	U	2.0	0.19	ug/L			06/23/14 18:12	1
Chloromethane	0.30	U	2.0	0.30	ug/L			06/23/14 18:12	1

Method: 8260B - Volatile Organic Compounds (GC/MS) (Continued)

Client Sample ID: TRIP BLANK — **Lab Sample ID: 280-56612-10**
Date Collected: 06/12/14 09:55 — **Matrix: Water**
Date Received: 06/13/14 09:45

Analyte	Result	Qualifier	RL	MDL	Unit	D	Prepared	Analyzed	Dil Fac
2-Butanone (MEK)	2.0	U	6.0	2.0	ug/L			06/23/14 18:12	1
Toluene	0.17	U	1.0	0.17	ug/L			06/23/14 18:12	1

Surrogate	*%Recovery*	*Qualifier*	*Limits*	*Prepared*	*Analyzed*	*Dil Fac*
1,2-Dichloroethane-d4 (Surr)	*101*		*70 - 127*		*06/23/14 18:12*	*1*
Toluene-d8 (Surr)	*88*		*80 - 125*		*06/23/14 18:12*	*1*
4-Bromofluorobenzene (Surr)	*99*		*78 - 120*		*06/23/14 18:12*	*1*
Dibromofluoromethane (Surr)	*102*		*77 - 120*		*06/23/14 18:12*	*1*

Client Sample ID: MW-1B — **Lab Sample ID: 280-56612-11**
Date Collected: 06/12/14 14:41 — **Matrix: Water**
Date Received: 06/13/14 09:45

Analyte	Result	Qualifier	RL	MDL	Unit	D	Prepared	Analyzed	Dil Fac
Acetone	**3.5**	**I**	20	1.9	ug/L			06/23/14 18:34	1
Acrylonitrile	1.4	U	20	1.4	ug/L			06/23/14 18:34	1
Benzene	0.16	U	1.0	0.16	ug/L			06/23/14 18:34	1
Bromochloromethane	0.10	U	1.0	0.10	ug/L			06/23/14 18:34	1
Bromodichloromethane	0.17	U	1.0	0.17	ug/L			06/23/14 18:34	1
Bromoform	0.19	U	1.0	0.19	ug/L			06/23/14 18:34	1
Bromomethane	0.21	U	2.0	0.21	ug/L			06/23/14 18:34	1
Carbon disulfide	0.45	U	2.0	0.45	ug/L			06/23/14 18:34	1
Carbon tetrachloride	0.19	U	1.0	0.19	ug/L			06/23/14 18:34	1
Chlorobenzene	0.17	U	1.0	0.17	ug/L			06/23/14 18:34	1
Dibromochloromethane	0.17	U	1.0	0.17	ug/L			06/23/14 18:34	1
Chloroethane	0.41	U	2.0	0.41	ug/L			06/23/14 18:34	1
Chloroform	0.16	U	1.0	0.16	ug/L			06/23/14 18:34	1
Dibromomethane	0.17	U	1.0	0.17	ug/L			06/23/14 18:34	1
1,2-Dichlorobenzene	0.15	U	1.0	0.15	ug/L			06/23/14 18:34	1
1,4-Dichlorobenzene	0.16	U	1.0	0.16	ug/L			06/23/14 18:34	1
trans-1,4-Dichloro-2-butene	0.80	U	3.0	0.80	ug/L			06/23/14 18:34	1
1,1-Dichloroethane	0.22	U	1.0	0.22	ug/L			06/23/14 18:34	1
1,2-Dichloroethane	0.13	U	1.0	0.13	ug/L			06/23/14 18:34	1
cis-1,2-Dichloroethene	0.15	U	1.0	0.15	ug/L			06/23/14 18:34	1
trans-1,2-Dichloroethene	0.15	U	1.0	0.15	ug/L			06/23/14 18:34	1
1,1-Dichloroethene	0.23	U	1.0	0.23	ug/L			06/23/14 18:34	1
1,2-Dichloropropane	0.18	U	1.0	0.18	ug/L			06/23/14 18:34	1
cis-1,3-Dichloropropene	0.16	U	1.0	0.16	ug/L			06/23/14 18:34	1
trans-1,3-Dichloropropene	0.19	U	3.0	0.19	ug/L			06/23/14 18:34	1
Ethylbenzene	0.16	U	1.0	0.16	ug/L			06/23/14 18:34	1
2-Hexanone	1.7	U	5.0	1.7	ug/L			06/23/14 18:34	1
Iodomethane	0.23	U	1.0	0.23	ug/L			06/23/14 18:34	1
Methylene Chloride	0.32	U	2.0	0.32	ug/L			06/23/14 18:34	1
4-Methyl-2-pentanone (MIBK)	0.98	U	5.0	0.98	ug/L			06/23/14 18:34	1
Styrene	0.17	U	1.0	0.17	ug/L			06/23/14 18:34	1
1,1,1,2-Tetrachloroethane	0.21	U	1.0	0.21	ug/L			06/23/14 18:34	1
1,1,2,2-Tetrachloroethane	0.21	U	1.0	0.21	ug/L			06/23/14 18:34	1
Tetrachloroethene	0.20	U	1.0	0.20	ug/L			06/23/14 18:34	1
1,1,1-Trichloroethane	0.16	U	1.0	0.16	ug/L			06/23/14 18:34	1
1,1,2-Trichloroethane	0.27	U	1.0	0.27	ug/L			06/23/14 18:34	1
Trichloroethene	0.16	U	1.0	0.16	ug/L			06/23/14 18:34	1

Method: 8260B - Volatile Organic Compounds (GC/MS) (Continued)

Client Sample ID: MW-1B — **Lab Sample ID: 280-56612-11**
Date Collected: 06/12/14 14:41 — **Matrix: Water**
Date Received: 06/13/14 09:45

Analyte	Result	Qualifier	RL	MDL	Unit	D	Prepared	Analyzed	Dil Fac
Trichlorofluoromethane	0.29	U	2.0	0.29	ug/L			06/23/14 18:34	1
1,2,3-Trichloropropane	0.33	U	2.5	0.33	ug/L			06/23/14 18:34	1
Vinyl acetate	0.94	U	3.0	0.94	ug/L			06/23/14 18:34	1
Vinyl chloride	0.10	U	1.0	0.10	ug/L			06/23/14 18:34	1
Xylenes (total)	0.19	U	2.0	0.19	ug/L			06/23/14 18:34	1
Chloromethane	0.30	U	2.0	0.30	ug/L			06/23/14 18:34	1
2-Butanone (MEK)	2.0	U	6.0	2.0	ug/L			06/23/14 18:34	1
Toluene	0.17	U	1.0	0.17	ug/L			06/23/14 18:34	1

Surrogate	*%Recovery*	*Qualifier*	*Limits*	*Prepared*	*Analyzed*	*Dil Fac*
1,2-Dichloroethane-d4 (Surr)	*100*		*70 - 127*		*06/23/14 18:34*	*1*
Toluene-d8 (Surr)	*86*		*80 - 125*		*06/23/14 18:34*	*1*
4-Bromofluorobenzene (Surr)	*98*		*78 - 120*		*06/23/14 18:34*	*1*
Dibromofluoromethane (Surr)	*100*		*77 - 120*		*06/23/14 18:34*	*1*

Client Sample ID: MW-6AR — **Lab Sample ID: 280-56638-2**
Date Collected: 06/13/14 11:35 — **Matrix: Water**
Date Received: 06/14/14 09:00

Analyte	Result	Qualifier	RL	MDL	Unit	D	Prepared	Analyzed	Dil Fac
Acetone	**5.6**	**I**	20	1.9	ug/L			06/23/14 18:55	1
Acrylonitrile	1.4	U	20	1.4	ug/L			06/23/14 18:55	1
Benzene	0.16	U	1.0	0.16	ug/L			06/23/14 18:55	1
Bromochloromethane	0.10	U	1.0	0.10	ug/L			06/23/14 18:55	1
Bromodichloromethane	0.17	U	1.0	0.17	ug/L			06/23/14 18:55	1
Bromoform	0.19	U	1.0	0.19	ug/L			06/23/14 18:55	1
Bromomethane	0.21	U	2.0	0.21	ug/L			06/23/14 18:55	1
Carbon disulfide	0.45	U	2.0	0.45	ug/L			06/23/14 18:55	1
Carbon tetrachloride	0.19	U	1.0	0.19	ug/L			06/23/14 18:55	1
Chlorobenzene	0.17	U	1.0	0.17	ug/L			06/23/14 18:55	1
Dibromochloromethane	0.17	U	1.0	0.17	ug/L			06/23/14 18:55	1
Chloroethane	0.41	U	2.0	0.41	ug/L			06/23/14 18:55	1
Chloroform	0.16	U	1.0	0.16	ug/L			06/23/14 18:55	1
Dibromomethane	0.17	U	1.0	0.17	ug/L			06/23/14 18:55	1
1,2-Dichlorobenzene	0.15	U	1.0	0.15	ug/L			06/23/14 18:55	1
1,4-Dichlorobenzene	0.16	U	1.0	0.16	ug/L			06/23/14 18:55	1
trans-1,4-Dichloro-2-butene	0.80	U	3.0	0.80	ug/L			06/23/14 18:55	1
1,1-Dichloroethane	0.22	U	1.0	0.22	ug/L			06/23/14 18:55	1
1,2-Dichloroethane	0.13	U	1.0	0.13	ug/L			06/23/14 18:55	1
cis-1,2-Dichloroethene	0.15	U	1.0	0.15	ug/L			06/23/14 18:55	1
trans-1,2-Dichloroethene	0.15	U	1.0	0.15	ug/L			06/23/14 18:55	1
1,1-Dichloroethene	0.23	U	1.0	0.23	ug/L			06/23/14 18:55	1
1,2-Dichloropropane	0.18	U	1.0	0.18	ug/L			06/23/14 18:55	1
cis-1,3-Dichloropropene	0.16	U	1.0	0.16	ug/L			06/23/14 18:55	1
trans-1,3-Dichloropropene	0.19	U	3.0	0.19	ug/L			06/23/14 18:55	1
Ethylbenzene	0.16	U	1.0	0.16	ug/L			06/23/14 18:55	1
2-Hexanone	1.7	U	5.0	1.7	ug/L			06/23/14 18:55	1
Iodomethane	0.23	U	1.0	0.23	ug/L			06/23/14 18:55	1
Methylene Chloride	0.32	U	2.0	0.32	ug/L			06/23/14 18:55	1
4-Methyl-2-pentanone (MIBK)	0.98	U	5.0	0.98	ug/L			06/23/14 18:55	1
Styrene	0.17	U	1.0	0.17	ug/L			06/23/14 18:55	1

Method: 8260B - Volatile Organic Compounds (GC/MS) (Continued)

Client Sample ID: MW-6AR — **Lab Sample ID: 280-56638-2**
Date Collected: 06/13/14 11:35 — **Matrix: Water**
Date Received: 06/14/14 09:00

Analyte	Result	Qualifier	RL	MDL	Unit	D	Prepared	Analyzed	Dil Fac
1,1,1,2-Tetrachloroethane	0.21	U	1.0	0.21	ug/L			06/23/14 18:55	1
1,1,2,2-Tetrachloroethane	0.21	U	1.0	0.21	ug/L			06/23/14 18:55	1
Tetrachloroethene	0.20	U	1.0	0.20	ug/L			06/23/14 18:55	1
1,1,1-Trichloroethane	0.16	U	1.0	0.16	ug/L			06/23/14 18:55	1
1,1,2-Trichloroethane	0.27	U	1.0	0.27	ug/L			06/23/14 18:55	1
Trichloroethene	0.16	U	1.0	0.16	ug/L			06/23/14 18:55	1
Trichlorofluoromethane	0.29	U	2.0	0.29	ug/L			06/23/14 18:55	1
1,2,3-Trichloropropane	0.33	U	2.5	0.33	ug/L			06/23/14 18:55	1
Vinyl acetate	0.94	U	3.0	0.94	ug/L			06/23/14 18:55	1
Vinyl chloride	0.10	U	1.0	0.10	ug/L			06/23/14 18:55	1
Xylenes (total)	0.19	U	2.0	0.19	ug/L			06/23/14 18:55	1
Chloromethane	0.30	U	2.0	0.30	ug/L			06/23/14 18:55	1
2-Butanone (MEK)	2.0	U	6.0	2.0	ug/L			06/23/14 18:55	1
Toluene	0.17	U	1.0	0.17	ug/L			06/23/14 18:55	1

Surrogate	*%Recovery*	*Qualifier*	*Limits*	*Prepared*	*Analyzed*	*Dil Fac*
1,2-Dichloroethane-d4 (Surr)	*105*		*70 - 127*		*06/23/14 18:55*	*1*
Toluene-d8 (Surr)	*90*		*80 - 125*		*06/23/14 18:55*	*1*
4-Bromofluorobenzene (Surr)	*101*		*78 - 120*		*06/23/14 18:55*	*1*
Dibromofluoromethane (Surr)	*106*		*77 - 120*		*06/23/14 18:55*	*1*

Client Sample ID: MW-6BR — **Lab Sample ID: 280-56638-3**
Date Collected: 06/13/14 10:50 — **Matrix: Water**
Date Received: 06/14/14 09:00

Analyte	Result	Qualifier	RL	MDL	Unit	D	Prepared	Analyzed	Dil Fac
Acetone	**4.8**	**I**	20	1.9	ug/L			06/23/14 19:16	1
Acrylonitrile	1.4	U	20	1.4	ug/L			06/23/14 19:16	1
Benzene	0.16	U	1.0	0.16	ug/L			06/23/14 19:16	1
Bromochloromethane	0.10	U	1.0	0.10	ug/L			06/23/14 19:16	1
Bromodichloromethane	0.17	U	1.0	0.17	ug/L			06/23/14 19:16	1
Bromoform	0.19	U	1.0	0.19	ug/L			06/23/14 19:16	1
Bromomethane	0.21	U	2.0	0.21	ug/L			06/23/14 19:16	1
Carbon disulfide	0.45	U	2.0	0.45	ug/L			06/23/14 19:16	1
Carbon tetrachloride	0.19	U	1.0	0.19	ug/L			06/23/14 19:16	1
Chlorobenzene	0.17	U	1.0	0.17	ug/L			06/23/14 19:16	1
Dibromochloromethane	0.17	U	1.0	0.17	ug/L			06/23/14 19:16	1
Chloroethane	0.41	U	2.0	0.41	ug/L			06/23/14 19:16	1
Chloroform	**0.58**	**I**	1.0	0.16	ug/L			06/23/14 19:16	1
Dibromomethane	0.17	U	1.0	0.17	ug/L			06/23/14 19:16	1
1,2-Dichlorobenzene	0.15	U	1.0	0.15	ug/L			06/23/14 19:16	1
1,4-Dichlorobenzene	0.16	U	1.0	0.16	ug/L			06/23/14 19:16	1
trans-1,4-Dichloro-2-butene	0.80	U	3.0	0.80	ug/L			06/23/14 19:16	1
1,1-Dichloroethane	0.22	U	1.0	0.22	ug/L			06/23/14 19:16	1
1,2-Dichloroethane	0.13	U	1.0	0.13	ug/L			06/23/14 19:16	1
cis-1,2-Dichloroethene	0.15	U	1.0	0.15	ug/L			06/23/14 19:16	1
trans-1,2-Dichloroethene	0.15	U	1.0	0.15	ug/L			06/23/14 19:16	1
1,1-Dichloroethene	0.23	U	1.0	0.23	ug/L			06/23/14 19:16	1
1,2-Dichloropropane	0.18	U	1.0	0.18	ug/L			06/23/14 19:16	1
cis-1,3-Dichloropropene	0.16	U	1.0	0.16	ug/L			06/23/14 19:16	1
trans-1,3-Dichloropropene	0.19	U	3.0	0.19	ug/L			06/23/14 19:16	1

Method: 8260B - Volatile Organic Compounds (GC/MS) (Continued)

Client Sample ID: MW-6BR — **Lab Sample ID: 280-56638-3**
Date Collected: 06/13/14 10:50 — **Matrix: Water**
Date Received: 06/14/14 09:00

Analyte	Result	Qualifier	RL	MDL	Unit	D	Prepared	Analyzed	Dil Fac
Ethylbenzene	0.16	U	1.0	0.16	ug/L			06/23/14 19:16	1
2-Hexanone	1.7	U	5.0	1.7	ug/L			06/23/14 19:16	1
Iodomethane	0.23	U	1.0	0.23	ug/L			06/23/14 19:16	1
Methylene Chloride	0.32	U	2.0	0.32	ug/L			06/23/14 19:16	1
4-Methyl-2-pentanone (MIBK)	0.98	U	5.0	0.98	ug/L			06/23/14 19:16	1
Styrene	0.17	U	1.0	0.17	ug/L			06/23/14 19:16	1
1,1,1,2-Tetrachloroethane	0.21	U	1.0	0.21	ug/L			06/23/14 19:16	1
1,1,2,2-Tetrachloroethane	0.21	U	1.0	0.21	ug/L			06/23/14 19:16	1
Tetrachloroethene	0.20	U	1.0	0.20	ug/L			06/23/14 19:16	1
1,1,1-Trichloroethane	0.16	U	1.0	0.16	ug/L			06/23/14 19:16	1
1,1,2-Trichloroethane	0.27	U	1.0	0.27	ug/L			06/23/14 19:16	1
Trichloroethene	0.16	U	1.0	0.16	ug/L			06/23/14 19:16	1
Trichlorofluoromethane	0.29	U	2.0	0.29	ug/L			06/23/14 19:16	1
1,2,3-Trichloropropane	0.33	U	2.5	0.33	ug/L			06/23/14 19:16	1
Vinyl acetate	0.94	U	3.0	0.94	ug/L			06/23/14 19:16	1
Vinyl chloride	0.10	U	1.0	0.10	ug/L			06/23/14 19:16	1
Xylenes (total)	0.19	U	2.0	0.19	ug/L			06/23/14 19:16	1
Chloromethane	0.30	U	2.0	0.30	ug/L			06/23/14 19:16	1
2-Butanone (MEK)	2.0	U	6.0	2.0	ug/L			06/23/14 19:16	1
Toluene	0.17	U	1.0	0.17	ug/L			06/23/14 19:16	1

Surrogate	*%Recovery*	*Qualifier*	*Limits*	*Prepared*	*Analyzed*	*Dil Fac*
1,2-Dichloroethane-d4 (Surr)	*104*		*70 - 127*		*06/23/14 19:16*	*1*
Toluene-d8 (Surr)	*93*		*80 - 125*		*06/23/14 19:16*	*1*
4-Bromofluorobenzene (Surr)	*99*		*78 - 120*		*06/23/14 19:16*	*1*
Dibromofluoromethane (Surr)	*107*		*77 - 120*		*06/23/14 19:16*	*1*

Client Sample ID: MW-4A — **Lab Sample ID: 280-56638-4**
Date Collected: 06/13/14 10:14 — **Matrix: Water**
Date Received: 06/14/14 09:00

Analyte	Result	Qualifier	RL	MDL	Unit	D	Prepared	Analyzed	Dil Fac
Acetone	**3.5**	**I**	20	1.9	ug/L			06/23/14 19:38	1
Acrylonitrile	1.4	U	20	1.4	ug/L			06/23/14 19:38	1
Benzene	0.16	U	1.0	0.16	ug/L			06/23/14 19:38	1
Bromochloromethane	0.10	U	1.0	0.10	ug/L			06/23/14 19:38	1
Bromodichloromethane	0.17	U	1.0	0.17	ug/L			06/23/14 19:38	1
Bromoform	0.19	U	1.0	0.19	ug/L			06/23/14 19:38	1
Bromomethane	0.21	U	2.0	0.21	ug/L			06/23/14 19:38	1
Carbon disulfide	0.45	U	2.0	0.45	ug/L			06/23/14 19:38	1
Carbon tetrachloride	0.19	U	1.0	0.19	ug/L			06/23/14 19:38	1
Chlorobenzene	0.17	U	1.0	0.17	ug/L			06/23/14 19:38	1
Dibromochloromethane	0.17	U	1.0	0.17	ug/L			06/23/14 19:38	1
Chloroethane	0.41	U	2.0	0.41	ug/L			06/23/14 19:38	1
Chloroform	0.16	U	1.0	0.16	ug/L			06/23/14 19:38	1
Dibromomethane	0.17	U	1.0	0.17	ug/L			06/23/14 19:38	1
1,2-Dichlorobenzene	0.15	U	1.0	0.15	ug/L			06/23/14 19:38	1
1,4-Dichlorobenzene	0.16	U	1.0	0.16	ug/L			06/23/14 19:38	1
trans-1,4-Dichloro-2-butene	0.80	U	3.0	0.80	ug/L			06/23/14 19:38	1
1,1-Dichloroethane	0.22	U	1.0	0.22	ug/L			06/23/14 19:38	1
1,2-Dichloroethane	0.13	U	1.0	0.13	ug/L			06/23/14 19:38	1

Method: 8260B - Volatile Organic Compounds (GC/MS) (Continued)

Client Sample ID: MW-4A — **Lab Sample ID: 280-56638-4**
Date Collected: 06/13/14 10:14 — **Matrix: Water**
Date Received: 06/14/14 09:00

Analyte	Result	Qualifier	RL	MDL	Unit	D	Prepared	Analyzed	Dil Fac
cis-1,2-Dichloroethene	0.15	U	1.0	0.15	ug/L			06/23/14 19:38	1
trans-1,2-Dichloroethene	0.15	U	1.0	0.15	ug/L			06/23/14 19:38	1
1,1-Dichloroethene	0.23	U	1.0	0.23	ug/L			06/23/14 19:38	1
1,2-Dichloropropane	0.18	U	1.0	0.18	ug/L			06/23/14 19:38	1
cis-1,3-Dichloropropene	0.16	U	1.0	0.16	ug/L			06/23/14 19:38	1
trans-1,3-Dichloropropene	0.19	U	3.0	0.19	ug/L			06/23/14 19:38	1
Ethylbenzene	0.16	U	1.0	0.16	ug/L			06/23/14 19:38	1
2-Hexanone	1.7	U	5.0	1.7	ug/L			06/23/14 19:38	1
Iodomethane	0.23	U	1.0	0.23	ug/L			06/23/14 19:38	1
Methylene Chloride	0.32	U	2.0	0.32	ug/L			06/23/14 19:38	1
4-Methyl-2-pentanone (MIBK)	0.98	U	5.0	0.98	ug/L			06/23/14 19:38	1
Styrene	0.17	U	1.0	0.17	ug/L			06/23/14 19:38	1
1,1,1,2-Tetrachloroethane	0.21	U	1.0	0.21	ug/L			06/23/14 19:38	1
1,1,2,2-Tetrachloroethane	0.21	U	1.0	0.21	ug/L			06/23/14 19:38	1
Tetrachloroethene	0.20	U	1.0	0.20	ug/L			06/23/14 19:38	1
1,1,1-Trichloroethane	0.16	U	1.0	0.16	ug/L			06/23/14 19:38	1
1,1,2-Trichloroethane	0.27	U	1.0	0.27	ug/L			06/23/14 19:38	1
Trichloroethene	0.16	U	1.0	0.16	ug/L			06/23/14 19:38	1
Trichlorofluoromethane	0.29	U	2.0	0.29	ug/L			06/23/14 19:38	1
1,2,3-Trichloropropane	0.33	U	2.5	0.33	ug/L			06/23/14 19:38	1
Vinyl acetate	0.94	U	3.0	0.94	ug/L			06/23/14 19:38	1
Vinyl chloride	0.10	U	1.0	0.10	ug/L			06/23/14 19:38	1
Xylenes (total)	0.19	U	2.0	0.19	ug/L			06/23/14 19:38	1
Chloromethane	0.30	U	2.0	0.30	ug/L			06/23/14 19:38	1
2-Butanone (MEK)	2.0	U	6.0	2.0	ug/L			06/23/14 19:38	1
Toluene	0.17	U	1.0	0.17	ug/L			06/23/14 19:38	1

Surrogate	*%Recovery*	*Qualifier*	*Limits*	*Prepared*	*Analyzed*	*Dil Fac*
1,2-Dichloroethane-d4 (Surr)	*102*		*70 - 127*		*06/23/14 19:38*	*1*
Toluene-d8 (Surr)	*87*		*80 - 125*		*06/23/14 19:38*	*1*
4-Bromofluorobenzene (Surr)	*100*		*78 - 120*		*06/23/14 19:38*	*1*
Dibromofluoromethane (Surr)	*104*		*77 - 120*		*06/23/14 19:38*	*1*

Client Sample ID: MW-4B — **Lab Sample ID: 280-56638-5**
Date Collected: 06/13/14 09:39 — **Matrix: Water**
Date Received: 06/14/14 09:00

Analyte	Result	Qualifier	RL	MDL	Unit	D	Prepared	Analyzed	Dil Fac
Acetone	**7.2**	**I**	20	1.9	ug/L			06/23/14 19:59	1
Acrylonitrile	1.4	U	20	1.4	ug/L			06/23/14 19:59	1
Benzene	0.16	U	1.0	0.16	ug/L			06/23/14 19:59	1
Bromochloromethane	0.10	U	1.0	0.10	ug/L			06/23/14 19:59	1
Bromodichloromethane	0.17	U	1.0	0.17	ug/L			06/23/14 19:59	1
Bromoform	0.19	U	1.0	0.19	ug/L			06/23/14 19:59	1
Bromomethane	0.21	U	2.0	0.21	ug/L			06/23/14 19:59	1
Carbon disulfide	0.45	U	2.0	0.45	ug/L			06/23/14 19:59	1
Carbon tetrachloride	0.19	U	1.0	0.19	ug/L			06/23/14 19:59	1
Chlorobenzene	0.17	U	1.0	0.17	ug/L			06/23/14 19:59	1
Dibromochloromethane	0.17	U	1.0	0.17	ug/L			06/23/14 19:59	1
Chloroethane	0.41	U	2.0	0.41	ug/L			06/23/14 19:59	1
Chloroform	0.16	U	1.0	0.16	ug/L			06/23/14 19:59	1

Method: 8260B - Volatile Organic Compounds (GC/MS) (Continued)

Client Sample ID: MW-4B — **Lab Sample ID: 280-56638-5**
Date Collected: 06/13/14 09:39 — **Matrix: Water**
Date Received: 06/14/14 09:00

Analyte	Result	Qualifier	RL	MDL	Unit	D	Prepared	Analyzed	Dil Fac
Dibromomethane	0.17	U	1.0	0.17	ug/L			06/23/14 19:59	1
1,2-Dichlorobenzene	0.15	U	1.0	0.15	ug/L			06/23/14 19:59	1
1,4-Dichlorobenzene	0.16	U	1.0	0.16	ug/L			06/23/14 19:59	1
trans-1,4-Dichloro-2-butene	0.80	U	3.0	0.80	ug/L			06/23/14 19:59	1
1,1-Dichloroethane	0.22	U	1.0	0.22	ug/L			06/23/14 19:59	1
1,2-Dichloroethane	0.13	U	1.0	0.13	ug/L			06/23/14 19:59	1
cis-1,2-Dichloroethene	0.15	U	1.0	0.15	ug/L			06/23/14 19:59	1
trans-1,2-Dichloroethene	0.15	U	1.0	0.15	ug/L			06/23/14 19:59	1
1,1-Dichloroethene	0.23	U	1.0	0.23	ug/L			06/23/14 19:59	1
1,2-Dichloropropane	0.18	U	1.0	0.18	ug/L			06/23/14 19:59	1
cis-1,3-Dichloropropene	0.16	U	1.0	0.16	ug/L			06/23/14 19:59	1
trans-1,3-Dichloropropene	0.19	U	3.0	0.19	ug/L			06/23/14 19:59	1
Ethylbenzene	0.16	U	1.0	0.16	ug/L			06/23/14 19:59	1
2-Hexanone	1.7	U	5.0	1.7	ug/L			06/23/14 19:59	1
Iodomethane	0.23	U	1.0	0.23	ug/L			06/23/14 19:59	1
Methylene Chloride	0.32	U	2.0	0.32	ug/L			06/23/14 19:59	1
4-Methyl-2-pentanone (MIBK)	0.98	U	5.0	0.98	ug/L			06/23/14 19:59	1
Styrene	0.17	U	1.0	0.17	ug/L			06/23/14 19:59	1
1,1,1,2-Tetrachloroethane	0.21	U	1.0	0.21	ug/L			06/23/14 19:59	1
1,1,2,2-Tetrachloroethane	0.21	U	1.0	0.21	ug/L			06/23/14 19:59	1
Tetrachloroethene	0.20	U	1.0	0.20	ug/L			06/23/14 19:59	1
1,1,1-Trichloroethane	0.16	U	1.0	0.16	ug/L			06/23/14 19:59	1
1,1,2-Trichloroethane	0.27	U	1.0	0.27	ug/L			06/23/14 19:59	1
Trichloroethene	0.16	U	1.0	0.16	ug/L			06/23/14 19:59	1
Trichlorofluoromethane	0.29	U	2.0	0.29	ug/L			06/23/14 19:59	1
1,2,3-Trichloropropane	0.33	U	2.5	0.33	ug/L			06/23/14 19:59	1
Vinyl acetate	0.94	U	3.0	0.94	ug/L			06/23/14 19:59	1
Vinyl chloride	0.10	U	1.0	0.10	ug/L			06/23/14 19:59	1
Xylenes (total)	0.19	U	2.0	0.19	ug/L			06/23/14 19:59	1
Chloromethane	0.30	U	2.0	0.30	ug/L			06/23/14 19:59	1
2-Butanone (MEK)	2.0	U	6.0	2.0	ug/L			06/23/14 19:59	1
Toluene	0.17	U	1.0	0.17	ug/L			06/23/14 19:59	1

Surrogate	*%Recovery*	*Qualifier*	*Limits*	*Prepared*	*Analyzed*	*Dil Fac*
1,2-Dichloroethane-d4 (Surr)	*103*		*70 - 127*		*06/23/14 19:59*	*1*
Toluene-d8 (Surr)	*85*		*80 - 125*		*06/23/14 19:59*	*1*
4-Bromofluorobenzene (Surr)	*96*		*78 - 120*		*06/23/14 19:59*	*1*
Dibromofluoromethane (Surr)	*107*		*77 - 120*		*06/23/14 19:59*	*1*

Client Sample ID: MW-FL2R — **Lab Sample ID: 280-56638-6**
Date Collected: 06/13/14 09:03 — **Matrix: Water**
Date Received: 06/14/14 09:00

Analyte	Result	Qualifier	RL	MDL	Unit	D	Prepared	Analyzed	Dil Fac
Acetone	**12**	**I**	20	1.9	ug/L			06/23/14 20:20	1
Acrylonitrile	1.4	U	20	1.4	ug/L			06/23/14 20:20	1
Benzene	0.16	U	1.0	0.16	ug/L			06/23/14 20:20	1
Bromochloromethane	0.10	U	1.0	0.10	ug/L			06/23/14 20:20	1
Bromodichloromethane	0.17	U	1.0	0.17	ug/L			06/23/14 20:20	1
Bromoform	0.19	U	1.0	0.19	ug/L			06/23/14 20:20	1
Bromomethane	0.21	U	2.0	0.21	ug/L			06/23/14 20:20	1

Method: 8260B - Volatile Organic Compounds (GC/MS) (Continued)

Client Sample ID: MW-FL2R — **Lab Sample ID: 280-56638-6**
Date Collected: 06/13/14 09:03 — **Matrix: Water**
Date Received: 06/14/14 09:00

Analyte	Result	Qualifier	RL	MDL	Unit	D	Prepared	Analyzed	Dil Fac
Carbon disulfide	0.45	U	2.0	0.45	ug/L			06/23/14 20:20	1
Carbon tetrachloride	0.19	U	1.0	0.19	ug/L			06/23/14 20:20	1
Chlorobenzene	0.17	U	1.0	0.17	ug/L			06/23/14 20:20	1
Dibromochloromethane	0.17	U	1.0	0.17	ug/L			06/23/14 20:20	1
Chloroethane	0.41	U	2.0	0.41	ug/L			06/23/14 20:20	1
Chloroform	0.16	U	1.0	0.16	ug/L			06/23/14 20:20	1
Dibromomethane	0.17	U	1.0	0.17	ug/L			06/23/14 20:20	1
1,2-Dichlorobenzene	0.15	U	1.0	0.15	ug/L			06/23/14 20:20	1
1,4-Dichlorobenzene	0.16	U	1.0	0.16	ug/L			06/23/14 20:20	1
trans-1,4-Dichloro-2-butene	0.80	U	3.0	0.80	ug/L			06/23/14 20:20	1
1,1-Dichloroethane	0.22	U	1.0	0.22	ug/L			06/23/14 20:20	1
1,2-Dichloroethane	0.13	U	1.0	0.13	ug/L			06/23/14 20:20	1
cis-1,2-Dichloroethene	0.15	U	1.0	0.15	ug/L			06/23/14 20:20	1
trans-1,2-Dichloroethene	0.15	U	1.0	0.15	ug/L			06/23/14 20:20	1
1,1-Dichloroethene	0.23	U	1.0	0.23	ug/L			06/23/14 20:20	1
1,2-Dichloropropane	0.18	U	1.0	0.18	ug/L			06/23/14 20:20	1
cis-1,3-Dichloropropene	0.16	U	1.0	0.16	ug/L			06/23/14 20:20	1
trans-1,3-Dichloropropene	0.19	U	3.0	0.19	ug/L			06/23/14 20:20	1
Ethylbenzene	0.16	U	1.0	0.16	ug/L			06/23/14 20:20	1
2-Hexanone	1.7	U	5.0	1.7	ug/L			06/23/14 20:20	1
Iodomethane	0.23	U	1.0	0.23	ug/L			06/23/14 20:20	1
Methylene Chloride	0.32	U	2.0	0.32	ug/L			06/23/14 20:20	1
4-Methyl-2-pentanone (MIBK)	0.98	U	5.0	0.98	ug/L			06/23/14 20:20	1
Styrene	0.17	U	1.0	0.17	ug/L			06/23/14 20:20	1
1,1,1,2-Tetrachloroethane	0.21	U	1.0	0.21	ug/L			06/23/14 20:20	1
1,1,2,2-Tetrachloroethane	0.21	U	1.0	0.21	ug/L			06/23/14 20:20	1
Tetrachloroethene	0.20	U	1.0	0.20	ug/L			06/23/14 20:20	1
1,1,1-Trichloroethane	0.16	U	1.0	0.16	ug/L			06/23/14 20:20	1
1,1,2-Trichloroethane	0.27	U	1.0	0.27	ug/L			06/23/14 20:20	1
Trichloroethene	0.16	U	1.0	0.16	ug/L			06/23/14 20:20	1
Trichlorofluoromethane	0.29	U	2.0	0.29	ug/L			06/23/14 20:20	1
1,2,3-Trichloropropane	0.33	U	2.5	0.33	ug/L			06/23/14 20:20	1
Vinyl acetate	0.94	U	3.0	0.94	ug/L			06/23/14 20:20	1
Vinyl chloride	0.10	U	1.0	0.10	ug/L			06/23/14 20:20	1
Xylenes (total)	0.19	U	2.0	0.19	ug/L			06/23/14 20:20	1
Chloromethane	0.30	U	2.0	0.30	ug/L			06/23/14 20:20	1
2-Butanone (MEK)	2.0	U	6.0	2.0	ug/L			06/23/14 20:20	1
Toluene	0.17	U	1.0	0.17	ug/L			06/23/14 20:20	1

Surrogate	*%Recovery*	*Qualifier*	*Limits*	*Prepared*	*Analyzed*	*Dil Fac*
1,2-Dichloroethane-d4 (Surr)	*104*		*70 - 127*		*06/23/14 20:20*	*1*
Toluene-d8 (Surr)	*82*		*80 - 125*		*06/23/14 20:20*	*1*
4-Bromofluorobenzene (Surr)	*102*		*78 - 120*		*06/23/14 20:20*	*1*
Dibromofluoromethane (Surr)	*106*		*77 - 120*		*06/23/14 20:20*	*1*

Client Sample ID: MW-2AR — **Lab Sample ID: 280-56638-7**
Date Collected: 06/13/14 08:19 — **Matrix: Water**
Date Received: 06/14/14 09:00

Analyte	Result	Qualifier	RL	MDL	Unit	D	Prepared	Analyzed	Dil Fac
Acetone	1.9	U	20	1.9	ug/L			06/23/14 20:42	1

Method: 8260B - Volatile Organic Compounds (GC/MS) (Continued)

Client Sample ID: MW-2AR
Date Collected: 06/13/14 08:19
Date Received: 06/14/14 09:00

Lab Sample ID: 280-56638-7
Matrix: Water

Analyte	Result	Qualifier	RL	MDL	Unit	D	Prepared	Analyzed	Dil Fac
Acrylonitrile	1.4	U	20	1.4	ug/L			06/23/14 20:42	1
Benzene	0.16	U	1.0	0.16	ug/L			06/23/14 20:42	1
Bromochloromethane	0.10	U	1.0	0.10	ug/L			06/23/14 20:42	1
Bromodichloromethane	0.17	U	1.0	0.17	ug/L			06/23/14 20:42	1
Bromoform	0.19	U	1.0	0.19	ug/L			06/23/14 20:42	1
Bromomethane	0.21	U	2.0	0.21	ug/L			06/23/14 20:42	1
Carbon disulfide	0.45	U	2.0	0.45	ug/L			06/23/14 20:42	1
Carbon tetrachloride	0.19	U	1.0	0.19	ug/L			06/23/14 20:42	1
Chlorobenzene	0.17	U	1.0	0.17	ug/L			06/23/14 20:42	1
Dibromochloromethane	0.17	U	1.0	0.17	ug/L			06/23/14 20:42	1
Chloroethane	0.41	U	2.0	0.41	ug/L			06/23/14 20:42	1
Chloroform	0.16	U	1.0	0.16	ug/L			06/23/14 20:42	1
Dibromomethane	0.17	U	1.0	0.17	ug/L			06/23/14 20:42	1
1,2-Dichlorobenzene	0.15	U	1.0	0.15	ug/L			06/23/14 20:42	1
1,4-Dichlorobenzene	0.16	U	1.0	0.16	ug/L			06/23/14 20:42	1
trans-1,4-Dichloro-2-butene	0.80	U	3.0	0.80	ug/L			06/23/14 20:42	1
1,1-Dichloroethane	0.22	U	1.0	0.22	ug/L			06/23/14 20:42	1
1,2-Dichloroethane	0.13	U	1.0	0.13	ug/L			06/23/14 20:42	1
cis-1,2-Dichloroethene	0.15	U	1.0	0.15	ug/L			06/23/14 20:42	1
trans-1,2-Dichloroethene	0.15	U	1.0	0.15	ug/L			06/23/14 20:42	1
1,1-Dichloroethene	0.23	U	1.0	0.23	ug/L			06/23/14 20:42	1
1,2-Dichloropropane	0.18	U	1.0	0.18	ug/L			06/23/14 20:42	1
cis-1,3-Dichloropropene	0.16	U	1.0	0.16	ug/L			06/23/14 20:42	1
trans-1,3-Dichloropropene	0.19	U	3.0	0.19	ug/L			06/23/14 20:42	1
Ethylbenzene	0.16	U	1.0	0.16	ug/L			06/23/14 20:42	1
2-Hexanone	1.7	U	5.0	1.7	ug/L			06/23/14 20:42	1
Iodomethane	0.23	U	1.0	0.23	ug/L			06/23/14 20:42	1
Methylene Chloride	0.32	U	2.0	0.32	ug/L			06/23/14 20:42	1
4-Methyl-2-pentanone (MIBK)	0.98	U	5.0	0.98	ug/L			06/23/14 20:42	1
Styrene	0.17	U	1.0	0.17	ug/L			06/23/14 20:42	1
1,1,1,2-Tetrachloroethane	0.21	U	1.0	0.21	ug/L			06/23/14 20:42	1
1,1,2,2-Tetrachloroethane	0.21	U	1.0	0.21	ug/L			06/23/14 20:42	1
Tetrachloroethene	0.20	U	1.0	0.20	ug/L			06/23/14 20:42	1
1,1,1-Trichloroethane	0.16	U	1.0	0.16	ug/L			06/23/14 20:42	1
1,1,2-Trichloroethane	0.27	U	1.0	0.27	ug/L			06/23/14 20:42	1
Trichloroethene	0.16	U	1.0	0.16	ug/L			06/23/14 20:42	1
Trichlorofluoromethane	0.29	U	2.0	0.29	ug/L			06/23/14 20:42	1
1,2,3-Trichloropropane	0.33	U	2.5	0.33	ug/L			06/23/14 20:42	1
Vinyl acetate	0.94	U	3.0	0.94	ug/L			06/23/14 20:42	1
Vinyl chloride	0.10	U	1.0	0.10	ug/L			06/23/14 20:42	1
Xylenes (total)	0.19	U	2.0	0.19	ug/L			06/23/14 20:42	1
Chloromethane	0.30	U	2.0	0.30	ug/L			06/23/14 20:42	1
2-Butanone (MEK)	2.0	U	6.0	2.0	ug/L			06/23/14 20:42	1
Toluene	0.17	U	1.0	0.17	ug/L			06/23/14 20:42	1

Surrogate	*%Recovery*	*Qualifier*	*Limits*	*Prepared*	*Analyzed*	*Dil Fac*
1,2-Dichloroethane-d4 (Surr)	*102*		*70 - 127*		*06/23/14 20:42*	*1*
Toluene-d8 (Surr)	*88*		*80 - 125*		*06/23/14 20:42*	*1*
4-Bromofluorobenzene (Surr)	*103*		*78 - 120*		*06/23/14 20:42*	*1*
Dibromofluoromethane (Surr)	*103*		*77 - 120*		*06/23/14 20:42*	*1*

Client Sample Results

Client: Waste Management
Project/Site: FL26|Vista

TestAmerica Job ID: 280-56612-1

Method: 8260B - Volatile Organic Compounds (GC/MS)

Client Sample ID: MW-2B
Date Collected: 06/13/14 07:49
Date Received: 06/14/14 09:00

Lab Sample ID: 280-56638-8
Matrix: Water

Analyte	Result	Qualifier	RL	MDL	Unit	D	Prepared	Analyzed	Dil Fac
Acetone	**6.5**	**I**	20	1.9	ug/L			06/23/14 21:03	1
Acrylonitrile	1.4	U	20	1.4	ug/L			06/23/14 21:03	1
Benzene	0.16	U	1.0	0.16	ug/L			06/23/14 21:03	1
Bromochloromethane	0.10	U	1.0	0.10	ug/L			06/23/14 21:03	1
Bromodichloromethane	0.17	U	1.0	0.17	ug/L			06/23/14 21:03	1
Bromoform	0.19	U	1.0	0.19	ug/L			06/23/14 21:03	1
Bromomethane	0.21	U	2.0	0.21	ug/L			06/23/14 21:03	1
Carbon disulfide	0.45	U	2.0	0.45	ug/L			06/23/14 21:03	1
Carbon tetrachloride	0.19	U	1.0	0.19	ug/L			06/23/14 21:03	1
Chlorobenzene	0.17	U	1.0	0.17	ug/L			06/23/14 21:03	1
Dibromochloromethane	0.17	U	1.0	0.17	ug/L			06/23/14 21:03	1
Chloroethane	0.41	U	2.0	0.41	ug/L			06/23/14 21:03	1
Chloroform	0.16	U	1.0	0.16	ug/L			06/23/14 21:03	1
Dibromomethane	0.17	U	1.0	0.17	ug/L			06/23/14 21:03	1
1,2-Dichlorobenzene	0.15	U	1.0	0.15	ug/L			06/23/14 21:03	1
1,4-Dichlorobenzene	0.16	U	1.0	0.16	ug/L			06/23/14 21:03	1
trans-1,4-Dichloro-2-butene	0.80	U	3.0	0.80	ug/L			06/23/14 21:03	1
1,1-Dichloroethane	0.22	U	1.0	0.22	ug/L			06/23/14 21:03	1
1,2-Dichloroethane	0.13	U	1.0	0.13	ug/L			06/23/14 21:03	1
cis-1,2-Dichloroethene	0.15	U	1.0	0.15	ug/L			06/23/14 21:03	1
trans-1,2-Dichloroethene	0.15	U	1.0	0.15	ug/L			06/23/14 21:03	1
1,1-Dichloroethene	0.23	U	1.0	0.23	ug/L			06/23/14 21:03	1
1,2-Dichloropropane	0.18	U	1.0	0.18	ug/L			06/23/14 21:03	1
cis-1,3-Dichloropropene	0.16	U	1.0	0.16	ug/L			06/23/14 21:03	1
trans-1,3-Dichloropropene	0.19	U	3.0	0.19	ug/L			06/23/14 21:03	1
Ethylbenzene	0.16	U	1.0	0.16	ug/L			06/23/14 21:03	1
2-Hexanone	1.7	U	5.0	1.7	ug/L			06/23/14 21:03	1
Iodomethane	0.23	U	1.0	0.23	ug/L			06/23/14 21:03	1
Methylene Chloride	0.32	U	2.0	0.32	ug/L			06/23/14 21:03	1
4-Methyl-2-pentanone (MIBK)	0.98	U	5.0	0.98	ug/L			06/23/14 21:03	1
Styrene	0.17	U	1.0	0.17	ug/L			06/23/14 21:03	1
1,1,1,2-Tetrachloroethane	0.21	U	1.0	0.21	ug/L			06/23/14 21:03	1
1,1,2,2-Tetrachloroethane	0.21	U	1.0	0.21	ug/L			06/23/14 21:03	1
Tetrachloroethene	0.20	U	1.0	0.20	ug/L			06/23/14 21:03	1
1,1,1-Trichloroethane	0.16	U	1.0	0.16	ug/L			06/23/14 21:03	1
1,1,2-Trichloroethane	0.27	U	1.0	0.27	ug/L			06/23/14 21:03	1
Trichloroethene	0.16	U	1.0	0.16	ug/L			06/23/14 21:03	1
Trichlorofluoromethane	0.29	U	2.0	0.29	ug/L			06/23/14 21:03	1
1,2,3-Trichloropropane	0.33	U	2.5	0.33	ug/L			06/23/14 21:03	1
Vinyl acetate	0.94	U	3.0	0.94	ug/L			06/23/14 21:03	1
Vinyl chloride	0.10	U	1.0	0.10	ug/L			06/23/14 21:03	1
Xylenes (total)	0.19	U	2.0	0.19	ug/L			06/23/14 21:03	1
Chloromethane	0.30	U	2.0	0.30	ug/L			06/23/14 21:03	1
2-Butanone (MEK)	2.0	U	6.0	2.0	ug/L			06/23/14 21:03	1
Toluene	0.17	U	1.0	0.17	ug/L			06/23/14 21:03	1

Surrogate	*%Recovery*	*Qualifier*	*Limits*	*Prepared*	*Analyzed*	*Dil Fac*
1,2-Dichloroethane-d4 (Surr)	*102*		*70 - 127*		*06/23/14 21:03*	*1*
Toluene-d8 (Surr)	*88*		*80 - 125*		*06/23/14 21:03*	*1*
4-Bromofluorobenzene (Surr)	*102*		*78 - 120*		*06/23/14 21:03*	*1*

Method: 8260B - Volatile Organic Compounds (GC/MS) (Continued)

Client Sample ID: MW-2B — **Lab Sample ID: 280-56638-8**
Date Collected: 06/13/14 07:49 — **Matrix: Water**
Date Received: 06/14/14 09:00

Surrogate	*%Recovery*	*Qualifier*	*Limits*	*Prepared*	*Analyzed*	*Dil Fac*
Dibromofluoromethane (Surr)	*105*		*77 - 120*		*06/23/14 21:03*	*1*

Client Sample ID: MW-8R — **Lab Sample ID: 280-56638-9**
Date Collected: 06/13/14 07:13 — **Matrix: Water**
Date Received: 06/14/14 09:00

Analyte	Result	Qualifier	RL	MDL	Unit	D	Prepared	Analyzed	Dil Fac
Acetone	1.9	U	20	1.9	ug/L			06/23/14 21:24	1
Acrylonitrile	1.4	U	20	1.4	ug/L			06/23/14 21:24	1
Benzene	0.16	U	1.0	0.16	ug/L			06/23/14 21:24	1
Bromochloromethane	0.10	U	1.0	0.10	ug/L			06/23/14 21:24	1
Bromodichloromethane	0.17	U	1.0	0.17	ug/L			06/23/14 21:24	1
Bromoform	0.19	U	1.0	0.19	ug/L			06/23/14 21:24	1
Bromomethane	0.21	U	2.0	0.21	ug/L			06/23/14 21:24	1
Carbon disulfide	0.45	U	2.0	0.45	ug/L			06/23/14 21:24	1
Carbon tetrachloride	0.19	U	1.0	0.19	ug/L			06/23/14 21:24	1
Chlorobenzene	0.17	U	1.0	0.17	ug/L			06/23/14 21:24	1
Dibromochloromethane	0.17	U	1.0	0.17	ug/L			06/23/14 21:24	1
Chloroethane	0.41	U	2.0	0.41	ug/L			06/23/14 21:24	1
Chloroform	0.16	U	1.0	0.16	ug/L			06/23/14 21:24	1
Dibromomethane	0.17	U	1.0	0.17	ug/L			06/23/14 21:24	1
1,2-Dichlorobenzene	0.15	U	1.0	0.15	ug/L			06/23/14 21:24	1
1,4-Dichlorobenzene	0.16	U	1.0	0.16	ug/L			06/23/14 21:24	1
trans-1,4-Dichloro-2-butene	0.80	U	3.0	0.80	ug/L			06/23/14 21:24	1
1,1-Dichloroethane	0.22	U	1.0	0.22	ug/L			06/23/14 21:24	1
1,2-Dichloroethane	0.13	U	1.0	0.13	ug/L			06/23/14 21:24	1
cis-1,2-Dichloroethene	0.15	U	1.0	0.15	ug/L			06/23/14 21:24	1
trans-1,2-Dichloroethene	0.15	U	1.0	0.15	ug/L			06/23/14 21:24	1
1,1-Dichloroethene	0.23	U	1.0	0.23	ug/L			06/23/14 21:24	1
1,2-Dichloropropane	0.18	U	1.0	0.18	ug/L			06/23/14 21:24	1
cis-1,3-Dichloropropene	0.16	U	1.0	0.16	ug/L			06/23/14 21:24	1
trans-1,3-Dichloropropene	0.19	U	3.0	0.19	ug/L			06/23/14 21:24	1
Ethylbenzene	0.16	U	1.0	0.16	ug/L			06/23/14 21:24	1
2-Hexanone	1.7	U	5.0	1.7	ug/L			06/23/14 21:24	1
Iodomethane	0.23	U	1.0	0.23	ug/L			06/23/14 21:24	1
Methylene Chloride	0.32	U	2.0	0.32	ug/L			06/23/14 21:24	1
4-Methyl-2-pentanone (MIBK)	0.98	U	5.0	0.98	ug/L			06/23/14 21:24	1
Styrene	0.17	U	1.0	0.17	ug/L			06/23/14 21:24	1
1,1,1,2-Tetrachloroethane	0.21	U	1.0	0.21	ug/L			06/23/14 21:24	1
1,1,2,2-Tetrachloroethane	0.21	U	1.0	0.21	ug/L			06/23/14 21:24	1
Tetrachloroethene	0.20	U	1.0	0.20	ug/L			06/23/14 21:24	1
1,1,1-Trichloroethane	0.16	U	1.0	0.16	ug/L			06/23/14 21:24	1
1,1,2-Trichloroethane	0.27	U	1.0	0.27	ug/L			06/23/14 21:24	1
Trichloroethene	0.16	U	1.0	0.16	ug/L			06/23/14 21:24	1
Trichlorofluoromethane	0.29	U	2.0	0.29	ug/L			06/23/14 21:24	1
1,2,3-Trichloropropane	0.33	U	2.5	0.33	ug/L			06/23/14 21:24	1
Vinyl acetate	0.94	U	3.0	0.94	ug/L			06/23/14 21:24	1
Vinyl chloride	0.10	U	1.0	0.10	ug/L			06/23/14 21:24	1
Xylenes (total)	0.19	U	2.0	0.19	ug/L			06/23/14 21:24	1
Chloromethane	0.30	U	2.0	0.30	ug/L			06/23/14 21:24	1

Method: 8260B - Volatile Organic Compounds (GC/MS) (Continued)

Client Sample ID: MW-8R — **Lab Sample ID: 280-56638-9**
Date Collected: 06/13/14 07:13 — **Matrix: Water**
Date Received: 06/14/14 09:00

Analyte	Result	Qualifier	RL	MDL	Unit	D	Prepared	Analyzed	Dil Fac
2-Butanone (MEK)	2.0	U	6.0	2.0	ug/L			06/23/14 21:24	1
Toluene	0.17	U	1.0	0.17	ug/L			06/23/14 21:24	1

Surrogate	*%Recovery*	*Qualifier*	*Limits*	*Prepared*	*Analyzed*	*Dil Fac*
1,2-Dichloroethane-d4 (Surr)	*98*		*70 - 127*		*06/23/14 21:24*	*1*
Toluene-d8 (Surr)	*83*		*80 - 125*		*06/23/14 21:24*	*1*
4-Bromofluorobenzene (Surr)	*95*		*78 - 120*		*06/23/14 21:24*	*1*
Dibromofluoromethane (Surr)	*99*		*77 - 120*		*06/23/14 21:24*	*1*

Client Sample ID: TRIP BLANK1 — **Lab Sample ID: 280-56638-10**
Date Collected: 06/13/14 00:00 — **Matrix: Water**
Date Received: 06/14/14 09:00

Analyte	Result	Qualifier	RL	MDL	Unit	D	Prepared	Analyzed	Dil Fac
Acetone	1.9	U	20	1.9	ug/L			06/23/14 21:45	1
Acrylonitrile	1.4	U	20	1.4	ug/L			06/23/14 21:45	1
Benzene	0.16	U	1.0	0.16	ug/L			06/23/14 21:45	1
Bromochloromethane	0.10	U	1.0	0.10	ug/L			06/23/14 21:45	1
Bromodichloromethane	0.17	U	1.0	0.17	ug/L			06/23/14 21:45	1
Bromoform	0.19	U	1.0	0.19	ug/L			06/23/14 21:45	1
Bromomethane	0.21	U	2.0	0.21	ug/L			06/23/14 21:45	1
Carbon disulfide	0.45	U	2.0	0.45	ug/L			06/23/14 21:45	1
Carbon tetrachloride	0.19	U	1.0	0.19	ug/L			06/23/14 21:45	1
Chlorobenzene	0.17	U	1.0	0.17	ug/L			06/23/14 21:45	1
Dibromochloromethane	0.17	U	1.0	0.17	ug/L			06/23/14 21:45	1
Chloroethane	0.41	U	2.0	0.41	ug/L			06/23/14 21:45	1
Chloroform	0.16	U	1.0	0.16	ug/L			06/23/14 21:45	1
Dibromomethane	0.17	U	1.0	0.17	ug/L			06/23/14 21:45	1
1,2-Dichlorobenzene	0.15	U	1.0	0.15	ug/L			06/23/14 21:45	1
1,4-Dichlorobenzene	0.16	U	1.0	0.16	ug/L			06/23/14 21:45	1
trans-1,4-Dichloro-2-butene	0.80	U	3.0	0.80	ug/L			06/23/14 21:45	1
1,1-Dichloroethane	0.22	U	1.0	0.22	ug/L			06/23/14 21:45	1
1,2-Dichloroethane	0.13	U	1.0	0.13	ug/L			06/23/14 21:45	1
cis-1,2-Dichloroethene	0.15	U	1.0	0.15	ug/L			06/23/14 21:45	1
trans-1,2-Dichloroethene	0.15	U	1.0	0.15	ug/L			06/23/14 21:45	1
1,1-Dichloroethene	0.23	U	1.0	0.23	ug/L			06/23/14 21:45	1
1,2-Dichloropropane	0.18	U	1.0	0.18	ug/L			06/23/14 21:45	1
cis-1,3-Dichloropropene	0.16	U	1.0	0.16	ug/L			06/23/14 21:45	1
trans-1,3-Dichloropropene	0.19	U	3.0	0.19	ug/L			06/23/14 21:45	1
Ethylbenzene	0.16	U	1.0	0.16	ug/L			06/23/14 21:45	1
2-Hexanone	1.7	U	5.0	1.7	ug/L			06/23/14 21:45	1
Iodomethane	0.23	U	1.0	0.23	ug/L			06/23/14 21:45	1
Methylene Chloride	0.32	U	2.0	0.32	ug/L			06/23/14 21:45	1
4-Methyl-2-pentanone (MIBK)	0.98	U	5.0	0.98	ug/L			06/23/14 21:45	1
Styrene	0.17	U	1.0	0.17	ug/L			06/23/14 21:45	1
1,1,1,2-Tetrachloroethane	0.21	U	1.0	0.21	ug/L			06/23/14 21:45	1
1,1,2,2-Tetrachloroethane	0.21	U	1.0	0.21	ug/L			06/23/14 21:45	1
Tetrachloroethene	0.20	U	1.0	0.20	ug/L			06/23/14 21:45	1
1,1,1-Trichloroethane	0.16	U	1.0	0.16	ug/L			06/23/14 21:45	1
1,1,2-Trichloroethane	0.27	U	1.0	0.27	ug/L			06/23/14 21:45	1
Trichloroethene	0.16	U	1.0	0.16	ug/L			06/23/14 21:45	1

Method: 8260B - Volatile Organic Compounds (GC/MS) (Continued)

Client Sample ID: TRIP BLANK1 — **Lab Sample ID: 280-56638-10**
Date Collected: 06/13/14 00:00 — **Matrix: Water**
Date Received: 06/14/14 09:00

Analyte	Result	Qualifier	RL	MDL	Unit	D	Prepared	Analyzed	Dil Fac
Trichlorofluoromethane	0.29	U	2.0	0.29	ug/L			06/23/14 21:45	1
1,2,3-Trichloropropane	0.33	U	2.5	0.33	ug/L			06/23/14 21:45	1
Vinyl acetate	0.94	U	3.0	0.94	ug/L			06/23/14 21:45	1
Vinyl chloride	0.10	U	1.0	0.10	ug/L			06/23/14 21:45	1
Xylenes (total)	0.19	U	2.0	0.19	ug/L			06/23/14 21:45	1
Chloromethane	0.30	U	2.0	0.30	ug/L			06/23/14 21:45	1
2-Butanone (MEK)	2.0	U	6.0	2.0	ug/L			06/23/14 21:45	1
Toluene	0.17	U	1.0	0.17	ug/L			06/23/14 21:45	1

Surrogate	*%Recovery*	*Qualifier*	*Limits*	*Prepared*	*Analyzed*	*Dil Fac*
1,2-Dichloroethane-d4 (Surr)	*104*		*70 - 127*		*06/23/14 21:45*	*1*
Toluene-d8 (Surr)	*87*		*80 - 125*		*06/23/14 21:45*	*1*
4-Bromofluorobenzene (Surr)	*105*		*78 - 120*		*06/23/14 21:45*	*1*
Dibromofluoromethane (Surr)	*107*		*77 - 120*		*06/23/14 21:45*	*1*

Method: 8011 - EDB, DBCP, and 1,2,3-TCP (GC)

Client Sample ID: MW-1A — **Lab Sample ID: 280-56612-1**
Date Collected: 06/12/14 14:01 — **Matrix: Water**
Date Received: 06/13/14 09:45

Analyte	Result	Qualifier	RL	MDL	Unit	D	Prepared	Analyzed	Dil Fac
1,2-Dibromoethane	0.0037	U	0.020	0.0037	ug/L		06/23/14 13:53	06/24/14 02:40	1
1,2-Dibromo-3-Chloropropane	0.0069	U	0.020	0.0069	ug/L		06/23/14 13:53	06/24/14 02:40	1

Surrogate	*%Recovery*	*Qualifier*	*Limits*	*Prepared*	*Analyzed*	*Dil Fac*
1,2-Dibromopropane	*95*		*70 - 130*	*06/23/14 13:53*	*06/24/14 02:40*	*1*

Client Sample ID: MW-7A — **Lab Sample ID: 280-56612-2**
Date Collected: 06/12/14 13:26 — **Matrix: Water**
Date Received: 06/13/14 09:45

Analyte	Result	Qualifier	RL	MDL	Unit	D	Prepared	Analyzed	Dil Fac
1,2-Dibromoethane	0.0038	U	0.021	0.0038	ug/L		06/23/14 13:53	06/24/14 02:59	1
1,2-Dibromo-3-Chloropropane	0.0070	U	0.021	0.0070	ug/L		06/23/14 13:53	06/24/14 02:59	1

Surrogate	*%Recovery*	*Qualifier*	*Limits*	*Prepared*	*Analyzed*	*Dil Fac*
1,2-Dibromopropane	*94*		*70 - 130*	*06/23/14 13:53*	*06/24/14 02:59*	*1*

Client Sample ID: MW-7B — **Lab Sample ID: 280-56612-3**
Date Collected: 06/12/14 12:52 — **Matrix: Water**
Date Received: 06/13/14 09:45

Analyte	Result	Qualifier	RL	MDL	Unit	D	Prepared	Analyzed	Dil Fac
1,2-Dibromoethane	0.0038	U	0.021	0.0038	ug/L		06/25/14 14:14	06/25/14 18:22	1
1,2-Dibromo-3-Chloropropane	0.0070	U	0.021	0.0070	ug/L		06/25/14 14:14	06/25/14 18:22	1

Surrogate	*%Recovery*	*Qualifier*	*Limits*	*Prepared*	*Analyzed*	*Dil Fac*
1,2-Dibromopropane	*100*		*70 - 130*	*06/25/14 14:14*	*06/25/14 18:22*	*1*

Method: 8011 - EDB, DBCP, and 1,2,3-TCP (GC)

Client Sample ID: MW-5A — **Lab Sample ID: 280-56612-4**
Date Collected: 06/12/14 12:14 — **Matrix: Water**
Date Received: 06/13/14 09:45

Analyte	Result	Qualifier	RL	MDL	Unit	D	Prepared	Analyzed	Dil Fac
1,2-Dibromoethane	0.0038	U	0.021	0.0038	ug/L		06/25/14 14:14	06/25/14 18:41	1
1,2-Dibromo-3-Chloropropane	0.0070	U	0.021	0.0070	ug/L		06/25/14 14:14	06/25/14 18:41	1

Surrogate	*%Recovery*	*Qualifier*	*Limits*	*Prepared*	*Analyzed*	*Dil Fac*
1,2-Dibromopropane	*99*		*70 - 130*	*06/25/14 14:14*	*06/25/14 18:41*	*1*

Client Sample ID: MW-5B — **Lab Sample ID: 280-56612-5**
Date Collected: 06/12/14 11:40 — **Matrix: Water**
Date Received: 06/13/14 09:45

Analyte	Result	Qualifier	RL	MDL	Unit	D	Prepared	Analyzed	Dil Fac
1,2-Dibromoethane	0.0037	U	0.020	0.0037	ug/L		06/25/14 14:14	06/25/14 19:00	1
1,2-Dibromo-3-Chloropropane	0.0068	U	0.020	0.0068	ug/L		06/25/14 14:14	06/25/14 19:00	1

Surrogate	*%Recovery*	*Qualifier*	*Limits*	*Prepared*	*Analyzed*	*Dil Fac*
1,2-Dibromopropane	*104*		*70 - 130*	*06/25/14 14:14*	*06/25/14 19:00*	*1*

Client Sample ID: MW-3A — **Lab Sample ID: 280-56612-6**
Date Collected: 06/12/14 11:07 — **Matrix: Water**
Date Received: 06/13/14 09:45

Analyte	Result	Qualifier	RL	MDL	Unit	D	Prepared	Analyzed	Dil Fac
1,2-Dibromoethane	0.0038	U	0.021	0.0038	ug/L		06/25/14 14:14	06/25/14 19:19	1
1,2-Dibromo-3-Chloropropane	0.0070	U	0.021	0.0070	ug/L		06/25/14 14:14	06/25/14 19:19	1

Surrogate	*%Recovery*	*Qualifier*	*Limits*	*Prepared*	*Analyzed*	*Dil Fac*
1,2-Dibromopropane	*104*		*70 - 130*	*06/25/14 14:14*	*06/25/14 19:19*	*1*

Client Sample ID: MW-3B — **Lab Sample ID: 280-56612-7**
Date Collected: 06/12/14 10:31 — **Matrix: Water**
Date Received: 06/13/14 09:45

Analyte	Result	Qualifier	RL	MDL	Unit	D	Prepared	Analyzed	Dil Fac
1,2-Dibromoethane	0.0038	U	0.020	0.0038	ug/L		06/25/14 14:14	06/25/14 19:38	1
1,2-Dibromo-3-Chloropropane	0.0069	U	0.020	0.0069	ug/L		06/25/14 14:14	06/25/14 19:38	1

Surrogate	*%Recovery*	*Qualifier*	*Limits*	*Prepared*	*Analyzed*	*Dil Fac*
1,2-Dibromopropane	*102*		*70 - 130*	*06/25/14 14:14*	*06/25/14 19:38*	*1*

Client Sample ID: MW-FL3 — **Lab Sample ID: 280-56612-9**
Date Collected: 06/12/14 15:23 — **Matrix: Water**
Date Received: 06/13/14 09:45

Analyte	Result	Qualifier	RL	MDL	Unit	D	Prepared	Analyzed	Dil Fac
1,2-Dibromoethane	0.0037	U	0.020	0.0037	ug/L		06/25/14 14:14	06/25/14 19:58	1
1,2-Dibromo-3-Chloropropane	0.0068	U	0.020	0.0068	ug/L		06/25/14 14:14	06/25/14 19:58	1

Surrogate	*%Recovery*	*Qualifier*	*Limits*	*Prepared*	*Analyzed*	*Dil Fac*
1,2-Dibromopropane	*103*		*70 - 130*	*06/25/14 14:14*	*06/25/14 19:58*	*1*

Client Sample ID: MW-1B — **Lab Sample ID: 280-56612-11**
Date Collected: 06/12/14 14:41 — **Matrix: Water**
Date Received: 06/13/14 09:45

Analyte	Result	Qualifier	RL	MDL	Unit	D	Prepared	Analyzed	Dil Fac
1,2-Dibromoethane	0.0038	U	0.020	0.0038	ug/L		06/25/14 14:14	06/25/14 20:17	1
1,2-Dibromo-3-Chloropropane	0.0069	U	0.020	0.0069	ug/L		06/25/14 14:14	06/25/14 20:17	1

Method: 8011 - EDB, DBCP, and 1,2,3-TCP (GC) (Continued)

Surrogate	%Recovery	Qualifier	Limits	Prepared	Analyzed	Dil Fac
1,2-Dibromopropane	101		70 - 130	06/25/14 14:14	06/25/14 20:17	1

Client Sample ID: MW-6AR — **Lab Sample ID: 280-56638-2**
Date Collected: 06/13/14 11:35 — **Matrix: Water**
Date Received: 06/14/14 09:00

Analyte	Result	Qualifier	RL	MDL	Unit	D	Prepared	Analyzed	Dil Fac
1,2-Dibromoethane	0.0038	U	0.020	0.0038	ug/L		06/25/14 14:14	06/25/14 20:54	1
1,2-Dibromo-3-Chloropropane	0.0070	U	0.020	0.0070	ug/L		06/25/14 14:14	06/25/14 20:54	1

Surrogate	%Recovery	Qualifier	Limits	Prepared	Analyzed	Dil Fac
1,2-Dibromopropane	102		70 - 130	06/25/14 14:14	06/25/14 20:54	1

Client Sample ID: MW-6BR — **Lab Sample ID: 280-56638-3**
Date Collected: 06/13/14 10:50 — **Matrix: Water**
Date Received: 06/14/14 09:00

Analyte	Result	Qualifier	RL	MDL	Unit	D	Prepared	Analyzed	Dil Fac
1,2-Dibromoethane	0.0037	U	0.020	0.0037	ug/L		06/25/14 14:14	06/25/14 21:13	1
1,2-Dibromo-3-Chloropropane	0.0069	U	0.020	0.0069	ug/L		06/25/14 14:14	06/25/14 21:13	1

Surrogate	%Recovery	Qualifier	Limits	Prepared	Analyzed	Dil Fac
1,2-Dibromopropane	99		70 - 130	06/25/14 14:14	06/25/14 21:13	1

Client Sample ID: MW-4A — **Lab Sample ID: 280-56638-4**
Date Collected: 06/13/14 10:14 — **Matrix: Water**
Date Received: 06/14/14 09:00

Analyte	Result	Qualifier	RL	MDL	Unit	D	Prepared	Analyzed	Dil Fac
1,2-Dibromoethane	0.0038	U	0.021	0.0038	ug/L		06/25/14 14:14	06/25/14 21:32	1
1,2-Dibromo-3-Chloropropane	0.0070	U	0.021	0.0070	ug/L		06/25/14 14:14	06/25/14 21:32	1

Surrogate	%Recovery	Qualifier	Limits	Prepared	Analyzed	Dil Fac
1,2-Dibromopropane	102		70 - 130	06/25/14 14:14	06/25/14 21:32	1

Client Sample ID: MW-4B — **Lab Sample ID: 280-56638-5**
Date Collected: 06/13/14 09:39 — **Matrix: Water**
Date Received: 06/14/14 09:00

Analyte	Result	Qualifier	RL	MDL	Unit	D	Prepared	Analyzed	Dil Fac
1,2-Dibromoethane	0.0037	U	0.020	0.0037	ug/L		06/25/14 14:14	06/25/14 21:52	1
1,2-Dibromo-3-Chloropropane	0.0068	U	0.020	0.0068	ug/L		06/25/14 14:14	06/25/14 21:52	1

Surrogate	%Recovery	Qualifier	Limits	Prepared	Analyzed	Dil Fac
1,2-Dibromopropane	101		70 - 130	06/25/14 14:14	06/25/14 21:52	1

Client Sample ID: MW-FL2R — **Lab Sample ID: 280-56638-6**
Date Collected: 06/13/14 09:03 — **Matrix: Water**
Date Received: 06/14/14 09:00

Analyte	Result	Qualifier	RL	MDL	Unit	D	Prepared	Analyzed	Dil Fac
1,2-Dibromoethane	0.0038	U	0.020	0.0038	ug/L		06/25/14 14:14	06/25/14 22:10	1
1,2-Dibromo-3-Chloropropane	0.0069	U	0.020	0.0069	ug/L		06/25/14 14:14	06/25/14 22:10	1

Surrogate	%Recovery	Qualifier	Limits	Prepared	Analyzed	Dil Fac
1,2-Dibromopropane	100		70 - 130	06/25/14 14:14	06/25/14 22:10	1

Method: 8011 - EDB, DBCP, and 1,2,3-TCP (GC)

Client Sample ID: MW-2AR — **Lab Sample ID: 280-56638-7**
Date Collected: 06/13/14 08:19 — **Matrix: Water**
Date Received: 06/14/14 09:00

Analyte	Result	Qualifier	RL	MDL	Unit	D	Prepared	Analyzed	Dil Fac
1,2-Dibromoethane	0.0038	U	0.020	0.0038	ug/L		06/25/14 14:14	06/25/14 22:29	1
1,2-Dibromo-3-Chloropropane	0.0069	U	0.020	0.0069	ug/L		06/25/14 14:14	06/25/14 22:29	1

Surrogate	*%Recovery*	*Qualifier*	*Limits*	*Prepared*	*Analyzed*	*Dil Fac*
1,2-Dibromopropane	*108*		*70 - 130*	*06/25/14 14:14*	*06/25/14 22:29*	*1*

Client Sample ID: MW-2B — **Lab Sample ID: 280-56638-8**
Date Collected: 06/13/14 07:49 — **Matrix: Water**
Date Received: 06/14/14 09:00

Analyte	Result	Qualifier	RL	MDL	Unit	D	Prepared	Analyzed	Dil Fac
1,2-Dibromoethane	0.0037	U	0.020	0.0037	ug/L		06/25/14 14:14	06/25/14 22:48	1
1,2-Dibromo-3-Chloropropane	0.0068	U	0.020	0.0068	ug/L		06/25/14 14:14	06/25/14 22:48	1

Surrogate	*%Recovery*	*Qualifier*	*Limits*	*Prepared*	*Analyzed*	*Dil Fac*
1,2-Dibromopropane	*100*		*70 - 130*	*06/25/14 14:14*	*06/25/14 22:48*	*1*

Client Sample ID: MW-8R — **Lab Sample ID: 280-56638-9**
Date Collected: 06/13/14 07:13 — **Matrix: Water**
Date Received: 06/14/14 09:00

Analyte	Result	Qualifier	RL	MDL	Unit	D	Prepared	Analyzed	Dil Fac
1,2-Dibromoethane	0.0038	U	0.020	0.0038	ug/L		06/25/14 14:14	06/25/14 23:07	1
1,2-Dibromo-3-Chloropropane	0.0070	U	0.020	0.0070	ug/L		06/25/14 14:14	06/25/14 23:07	1

Surrogate	*%Recovery*	*Qualifier*	*Limits*	*Prepared*	*Analyzed*	*Dil Fac*
1,2-Dibromopropane	*100*		*70 - 130*	*06/25/14 14:14*	*06/25/14 23:07*	*1*

Client Sample ID: MW-FL1 — **Lab Sample ID: 280-56638-11**
Date Collected: 06/12/14 09:55 — **Matrix: Water**
Date Received: 06/14/14 09:00

Analyte	Result	Qualifier	RL	MDL	Unit	D	Prepared	Analyzed	Dil Fac
1,2-Dibromoethane	0.0038	U	0.020	0.0038	ug/L		06/25/14 14:14	06/25/14 23:25	1
1,2-Dibromo-3-Chloropropane	0.0069	U	0.020	0.0069	ug/L		06/25/14 14:14	06/25/14 23:25	1

Surrogate	*%Recovery*	*Qualifier*	*Limits*	*Prepared*	*Analyzed*	*Dil Fac*
1,2-Dibromopropane	*101*		*70 - 130*	*06/25/14 14:14*	*06/25/14 23:25*	*1*

Method: 6010B - Metals (ICP) - Total Recoverable

Client Sample ID: MW-1A — **Lab Sample ID: 280-56612-1**
Date Collected: 06/12/14 14:01 — **Matrix: Water**
Date Received: 06/13/14 09:45

Analyte	Result	Qualifier	RL	MDL	Unit	D	Prepared	Analyzed	Dil Fac
Aluminum	**240**		100	18	ug/L		06/16/14 07:30	06/21/14 00:02	1
Barium	**26**		10	0.58	ug/L		06/16/14 07:30	06/21/14 00:02	1
Cadmium	**0.50**	**I J3**	5.0	0.45	ug/L		06/16/14 07:30	06/21/14 00:02	1
Cobalt	**2.4**	**I**	10	1.2	ug/L		06/16/14 07:30	06/21/14 00:02	1
Chromium	**1.7**	**I**	10	0.66	ug/L		06/16/14 07:30	06/21/14 00:02	1
Copper	**2.8**	**I**	15	1.4	ug/L		06/16/14 07:30	06/21/14 00:02	1
Nickel	**4.5**	**I**	40	1.3	ug/L		06/16/14 07:30	06/21/14 00:02	1
Lead	2.6	U	9.0	2.6	ug/L		06/16/14 07:30	06/21/14 00:02	1
Selenium	4.9	U	15	4.9	ug/L		06/16/14 07:30	06/21/14 00:02	1

Method: 6010B - Metals (ICP) - Total Recoverable (Continued)

Client Sample ID: MW-1A — **Lab Sample ID: 280-56612-1**
Date Collected: 06/12/14 14:01 — **Matrix: Water**
Date Received: 06/13/14 09:45

Analyte	Result	Qualifier	RL	MDL	Unit	D	Prepared	Analyzed	Dil Fac
Iron	**150**		100	22	ug/L		06/16/14 07:30	06/21/14 00:02	1
Vanadium	1.1	U	10	1.1	ug/L		06/16/14 07:30	06/21/14 00:02	1
Zinc	4.5	U	20	4.5	ug/L		06/16/14 07:30	06/21/14 00:02	1
Silver	0.93	U	10	0.93	ug/L		06/16/14 07:30	06/21/14 00:02	1
Manganese	**14**		10	0.25	ug/L		06/16/14 07:30	06/21/14 00:02	1
Sodium	**7.9**		1.0	0.092	mg/L		06/16/14 07:30	06/21/14 00:02	1

Client Sample ID: MW-7A — **Lab Sample ID: 280-56612-2**
Date Collected: 06/12/14 13:26 — **Matrix: Water**
Date Received: 06/13/14 09:45

Analyte	Result	Qualifier	RL	MDL	Unit	D	Prepared	Analyzed	Dil Fac
Aluminum	**60**	**I**	100	18	ug/L		06/16/14 07:30	06/21/14 00:22	1
Barium	**15**		10	0.58	ug/L		06/16/14 07:30	06/21/14 00:22	1
Cadmium	0.45	U J3	5.0	0.45	ug/L		06/16/14 07:30	06/21/14 00:22	1
Cobalt	1.2	U	10	1.2	ug/L		06/16/14 07:30	06/21/14 00:22	1
Chromium	**1.8**	**I**	10	0.66	ug/L		06/16/14 07:30	06/21/14 00:22	1
Copper	**2.1**	**I**	15	1.4	ug/L		06/16/14 07:30	06/21/14 00:22	1
Nickel	**2.6**	**I**	40	1.3	ug/L		06/16/14 07:30	06/21/14 00:22	1
Lead	2.6	U	9.0	2.6	ug/L		06/16/14 07:30	06/21/14 00:22	1
Selenium	4.9	U	15	4.9	ug/L		06/16/14 07:30	06/21/14 00:22	1
Iron	**96**	**I**	100	22	ug/L		06/16/14 07:30	06/21/14 00:22	1
Vanadium	1.1	U	10	1.1	ug/L		06/16/14 07:30	06/21/14 00:22	1
Zinc	4.5	U	20	4.5	ug/L		06/16/14 07:30	06/21/14 00:22	1
Silver	**1.0**	**I**	10	0.93	ug/L		06/16/14 07:30	06/21/14 00:22	1
Manganese	**2.3**	**I**	10	0.25	ug/L		06/16/14 07:30	06/21/14 00:22	1
Sodium	**6.4**		1.0	0.092	mg/L		06/16/14 07:30	06/21/14 00:22	1

Client Sample ID: MW-7B — **Lab Sample ID: 280-56612-3**
Date Collected: 06/12/14 12:52 — **Matrix: Water**
Date Received: 06/13/14 09:45

Analyte	Result	Qualifier	RL	MDL	Unit	D	Prepared	Analyzed	Dil Fac
Aluminum	**78**	**I**	100	18	ug/L		06/16/14 07:30	06/21/14 00:24	1
Barium	**3.7**	**I**	10	0.58	ug/L		06/16/14 07:30	06/21/14 00:24	1
Cadmium	0.45	U J3	5.0	0.45	ug/L		06/16/14 07:30	06/21/14 00:24	1
Cobalt	1.2	U	10	1.2	ug/L		06/16/14 07:30	06/21/14 00:24	1
Chromium	0.66	U	10	0.66	ug/L		06/16/14 07:30	06/21/14 00:24	1
Copper	1.4	U	15	1.4	ug/L		06/16/14 07:30	06/21/14 00:24	1
Nickel	1.3	U	40	1.3	ug/L		06/16/14 07:30	06/21/14 00:24	1
Lead	2.6	U	9.0	2.6	ug/L		06/16/14 07:30	06/21/14 00:24	1
Selenium	4.9	U	15	4.9	ug/L		06/16/14 07:30	06/21/14 00:24	1
Iron	**35**	**I**	100	22	ug/L		06/16/14 07:30	06/21/14 00:24	1
Vanadium	1.1	U	10	1.1	ug/L		06/16/14 07:30	06/21/14 00:24	1
Zinc	4.5	U	20	4.5	ug/L		06/16/14 07:30	06/21/14 00:24	1
Silver	0.93	U	10	0.93	ug/L		06/16/14 07:30	06/21/14 00:24	1
Manganese	**0.88**	**I**	10	0.25	ug/L		06/16/14 07:30	06/21/14 00:24	1
Sodium	**6.7**		1.0	0.092	mg/L		06/16/14 07:30	06/21/14 00:24	1

Client Sample Results

Client: Waste Management
Project/Site: FL26|Vista

TestAmerica Job ID: 280-56612-1

Method: 6010B - Metals (ICP) - Total Recoverable

Client Sample ID: MW-5A — **Lab Sample ID: 280-56612-4**
Date Collected: 06/12/14 12:14 — **Matrix: Water**
Date Received: 06/13/14 09:45

Analyte	Result	Qualifier	RL	MDL	Unit	D	Prepared	Analyzed	Dil Fac
Aluminum	**60**	**I**	100	18	ug/L		06/16/14 07:30	06/21/14 00:27	1
Barium	**46**		10	0.58	ug/L		06/16/14 07:30	06/21/14 00:27	1
Cadmium	0.45	U J3	5.0	0.45	ug/L		06/16/14 07:30	06/21/14 00:27	1
Cobalt	1.2	U	10	1.2	ug/L		06/16/14 07:30	06/21/14 00:27	1
Chromium	**1.1**	**I**	10	0.66	ug/L		06/16/14 07:30	06/21/14 00:27	1
Copper	1.4	U	15	1.4	ug/L		06/16/14 07:30	06/21/14 00:27	1
Nickel	1.3	U	40	1.3	ug/L		06/16/14 07:30	06/21/14 00:27	1
Lead	2.6	U	9.0	2.6	ug/L		06/16/14 07:30	06/21/14 00:27	1
Selenium	4.9	U	15	4.9	ug/L		06/16/14 07:30	06/21/14 00:27	1
Iron	22	U	100	22	ug/L		06/16/14 07:30	06/21/14 00:27	1
Vanadium	1.1	U	10	1.1	ug/L		06/16/14 07:30	06/21/14 00:27	1
Zinc	**6.3**	**I**	20	4.5	ug/L		06/16/14 07:30	06/21/14 00:27	1
Silver	0.93	U	10	0.93	ug/L		06/16/14 07:30	06/21/14 00:27	1
Manganese	**4.2**	**I**	10	0.25	ug/L		06/16/14 07:30	06/21/14 00:27	1
Sodium	**2.4**		1.0	0.092	mg/L		06/16/14 07:30	06/21/14 00:27	1

Client Sample ID: MW-5B — **Lab Sample ID: 280-56612-5**
Date Collected: 06/12/14 11:40 — **Matrix: Water**
Date Received: 06/13/14 09:45

Analyte	Result	Qualifier	RL	MDL	Unit	D	Prepared	Analyzed	Dil Fac
Aluminum	**280**		100	18	ug/L		06/16/14 07:30	06/21/14 00:29	1
Barium	**12**		10	0.58	ug/L		06/16/14 07:30	06/21/14 00:29	1
Cadmium	0.45	U J3	5.0	0.45	ug/L		06/16/14 07:30	06/21/14 00:29	1
Cobalt	1.2	U	10	1.2	ug/L		06/16/14 07:30	06/21/14 00:29	1
Chromium	**0.72**	**I**	10	0.66	ug/L		06/16/14 07:30	06/21/14 00:29	1
Copper	1.4	U	15	1.4	ug/L		06/16/14 07:30	06/21/14 00:29	1
Nickel	1.3	U	40	1.3	ug/L		06/16/14 07:30	06/21/14 00:29	1
Lead	2.6	U	9.0	2.6	ug/L		06/16/14 07:30	06/21/14 00:29	1
Selenium	4.9	U	15	4.9	ug/L		06/16/14 07:30	06/21/14 00:29	1
Iron	**110**		100	22	ug/L		06/16/14 07:30	06/21/14 00:29	1
Vanadium	1.1	U	10	1.1	ug/L		06/16/14 07:30	06/21/14 00:29	1
Zinc	4.5	U	20	4.5	ug/L		06/16/14 07:30	06/21/14 00:29	1
Silver	**0.93**	**I**	10	0.93	ug/L		06/16/14 07:30	06/21/14 00:29	1
Manganese	**3.9**	**I**	10	0.25	ug/L		06/16/14 07:30	06/21/14 00:29	1
Sodium	**4.4**		1.0	0.092	mg/L		06/16/14 07:30	06/21/14 00:29	1

Client Sample ID: MW-3A — **Lab Sample ID: 280-56612-6**
Date Collected: 06/12/14 11:07 — **Matrix: Water**
Date Received: 06/13/14 09:45

Analyte	Result	Qualifier	RL	MDL	Unit	D	Prepared	Analyzed	Dil Fac
Aluminum	**460**		100	18	ug/L		06/16/14 07:30	06/21/14 00:32	1
Barium	**49**		10	0.58	ug/L		06/16/14 07:30	06/21/14 00:32	1
Cadmium	0.45	U J3	5.0	0.45	ug/L		06/16/14 07:30	06/21/14 00:32	1
Cobalt	1.2	U	10	1.2	ug/L		06/16/14 07:30	06/21/14 00:32	1
Chromium	**2.4**	**I**	10	0.66	ug/L		06/16/14 07:30	06/21/14 00:32	1
Copper	1.4	U	15	1.4	ug/L		06/16/14 07:30	06/21/14 00:32	1
Nickel	1.3	U	40	1.3	ug/L		06/16/14 07:30	06/21/14 00:32	1
Lead	2.6	U	9.0	2.6	ug/L		06/16/14 07:30	06/21/14 00:32	1
Selenium	4.9	U	15	4.9	ug/L		06/16/14 07:30	06/21/14 00:32	1
Iron	**230**		100	22	ug/L		06/16/14 07:30	06/21/14 00:32	1

Method: 6010B - Metals (ICP) - Total Recoverable (Continued)

Client Sample ID: MW-3A — **Lab Sample ID: 280-56612-6**
Date Collected: 06/12/14 11:07 — **Matrix: Water**
Date Received: 06/13/14 09:45

Analyte	Result	Qualifier	RL	MDL	Unit	D	Prepared	Analyzed	Dil Fac
Vanadium	1.4	I	10	1.1	ug/L		06/16/14 07:30	06/21/14 00:32	1
Zinc	4.5	U	20	4.5	ug/L		06/16/14 07:30	06/21/14 00:32	1
Silver	0.99	I	10	0.93	ug/L		06/16/14 07:30	06/21/14 00:32	1
Manganese	2.4	I	10	0.25	ug/L		06/16/14 07:30	06/21/14 00:32	1
Sodium	3.3		1.0	0.092	mg/L		06/16/14 07:30	06/21/14 00:32	1

Client Sample ID: MW-3B — **Lab Sample ID: 280-56612-7**
Date Collected: 06/12/14 10:31 — **Matrix: Water**
Date Received: 06/13/14 09:45

Analyte	Result	Qualifier	RL	MDL	Unit	D	Prepared	Analyzed	Dil Fac
Aluminum	180		100	18	ug/L		06/16/14 07:30	06/21/14 00:34	1
Barium	66		10	0.58	ug/L		06/16/14 07:30	06/21/14 00:34	1
Cadmium	0.45	U J3	5.0	0.45	ug/L		06/16/14 07:30	06/21/14 00:34	1
Cobalt	1.2	U	10	1.2	ug/L		06/16/14 07:30	06/21/14 00:34	1
Chromium	1.5	I	10	0.66	ug/L		06/16/14 07:30	06/21/14 00:34	1
Copper	1.4	U	15	1.4	ug/L		06/16/14 07:30	06/21/14 00:34	1
Nickel	1.3	U	40	1.3	ug/L		06/16/14 07:30	06/21/14 00:34	1
Lead	2.6	U	9.0	2.6	ug/L		06/16/14 07:30	06/21/14 00:34	1
Selenium	4.9	U	15	4.9	ug/L		06/16/14 07:30	06/21/14 00:34	1
Iron	97	I	100	22	ug/L		06/16/14 07:30	06/21/14 00:34	1
Vanadium	2.3	I	10	1.1	ug/L		06/16/14 07:30	06/21/14 00:34	1
Zinc	4.5	U	20	4.5	ug/L		06/16/14 07:30	06/21/14 00:34	1
Silver	1.2	I	10	0.93	ug/L		06/16/14 07:30	06/21/14 00:34	1
Manganese	6.6	I	10	0.25	ug/L		06/16/14 07:30	06/21/14 00:34	1
Sodium	3.4		1.0	0.092	mg/L		06/16/14 07:30	06/21/14 00:34	1

Client Sample ID: MW-FL1 — **Lab Sample ID: 280-56612-8**
Date Collected: 06/12/14 09:55 — **Matrix: Water**
Date Received: 06/13/14 09:45

Analyte	Result	Qualifier	RL	MDL	Unit	D	Prepared	Analyzed	Dil Fac
Aluminum	62	I	100	18	ug/L		06/16/14 07:30	06/21/14 00:37	1
Barium	32		10	0.58	ug/L		06/16/14 07:30	06/21/14 00:37	1
Cadmium	0.45	U J3	5.0	0.45	ug/L		06/16/14 07:30	06/21/14 00:37	1
Cobalt	1.2	U	10	1.2	ug/L		06/16/14 07:30	06/21/14 00:37	1
Chromium	0.66	U	10	0.66	ug/L		06/16/14 07:30	06/21/14 00:37	1
Copper	1.7	I	15	1.4	ug/L		06/16/14 07:30	06/21/14 00:37	1
Nickel	1.3	U	40	1.3	ug/L		06/16/14 07:30	06/21/14 00:37	1
Lead	2.6	U	9.0	2.6	ug/L		06/16/14 07:30	06/21/14 00:37	1
Selenium	4.9	U	15	4.9	ug/L		06/16/14 07:30	06/21/14 00:37	1
Iron	51	I	100	22	ug/L		06/16/14 07:30	06/21/14 00:37	1
Vanadium	1.5	I	10	1.1	ug/L		06/16/14 07:30	06/21/14 00:37	1
Zinc	4.5	U	20	4.5	ug/L		06/16/14 07:30	06/21/14 00:37	1
Silver	1.1	I	10	0.93	ug/L		06/16/14 07:30	06/21/14 00:37	1
Manganese	7.9	I	10	0.25	ug/L		06/16/14 07:30	06/21/14 00:37	1
Sodium	8.9		1.0	0.092	mg/L		06/16/14 07:30	06/21/14 00:37	1

Client Sample Results

Client: Waste Management
Project/Site: FL26|Vista

TestAmerica Job ID: 280-56612-1

Method: 6010B - Metals (ICP) - Total Recoverable

Client Sample ID: MW-FL3
Date Collected: 06/12/14 15:23
Date Received: 06/13/14 09:45

Lab Sample ID: 280-56612-9
Matrix: Water

Analyte	Result	Qualifier	RL	MDL	Unit	D	Prepared	Analyzed	Dil Fac
Aluminum	**120**		100	18	ug/L		06/16/14 07:30	06/21/14 00:40	1
Barium	**26**		10	0.58	ug/L		06/16/14 07:30	06/21/14 00:40	1
Cadmium	0.45	U J3	5.0	0.45	ug/L		06/16/14 07:30	06/21/14 00:40	1
Cobalt	1.2	U	10	1.2	ug/L		06/16/14 07:30	06/21/14 00:40	1
Chromium	0.66	U	10	0.66	ug/L		06/16/14 07:30	06/21/14 00:40	1
Copper	**1.5**	**I**	15	1.4	ug/L		06/16/14 07:30	06/21/14 00:40	1
Nickel	1.3	U	40	1.3	ug/L		06/16/14 07:30	06/21/14 00:40	1
Lead	2.6	U	9.0	2.6	ug/L		06/16/14 07:30	06/21/14 00:40	1
Selenium	4.9	U	15	4.9	ug/L		06/16/14 07:30	06/21/14 00:40	1
Iron	**300**		100	22	ug/L		06/16/14 07:30	06/21/14 00:40	1
Vanadium	1.1	U	10	1.1	ug/L		06/16/14 07:30	06/21/14 00:40	1
Zinc	**13**	**I**	20	4.5	ug/L		06/16/14 07:30	06/21/14 00:40	1
Silver	0.93	U	10	0.93	ug/L		06/16/14 07:30	06/21/14 00:40	1
Manganese	**43**		10	0.25	ug/L		06/16/14 07:30	06/21/14 00:40	1
Sodium	**5.6**		1.0	0.092	mg/L		06/16/14 07:30	06/21/14 00:40	1

Client Sample ID: MW-1B
Date Collected: 06/12/14 14:41
Date Received: 06/13/14 09:45

Lab Sample ID: 280-56612-11
Matrix: Water

Analyte	Result	Qualifier	RL	MDL	Unit	D	Prepared	Analyzed	Dil Fac
Aluminum	**30**	**I**	100	18	ug/L		06/16/14 07:30	06/21/14 00:42	1
Barium	**8.4**	**I**	10	0.58	ug/L		06/16/14 07:30	06/21/14 00:42	1
Cadmium	0.45	U J3	5.0	0.45	ug/L		06/16/14 07:30	06/21/14 00:42	1
Cobalt	1.2	U	10	1.2	ug/L		06/16/14 07:30	06/21/14 00:42	1
Chromium	0.66	U	10	0.66	ug/L		06/16/14 07:30	06/21/14 00:42	1
Copper	**1.6**	**I**	15	1.4	ug/L		06/16/14 07:30	06/21/14 00:42	1
Nickel	**1.4**	**I**	40	1.3	ug/L		06/16/14 07:30	06/21/14 00:42	1
Lead	2.6	U	9.0	2.6	ug/L		06/16/14 07:30	06/21/14 00:42	1
Selenium	4.9	U	15	4.9	ug/L		06/16/14 07:30	06/21/14 00:42	1
Iron	22	U	100	22	ug/L		06/16/14 07:30	06/21/14 00:42	1
Vanadium	1.1	U	10	1.1	ug/L		06/16/14 07:30	06/21/14 00:42	1
Zinc	4.5	U	20	4.5	ug/L		06/16/14 07:30	06/21/14 00:42	1
Silver	**0.95**	**I**	10	0.93	ug/L		06/16/14 07:30	06/21/14 00:42	1
Manganese	**0.64**	**I**	10	0.25	ug/L		06/16/14 07:30	06/21/14 00:42	1
Sodium	**5.3**		1.0	0.092	mg/L		06/16/14 07:30	06/21/14 00:42	1

Client Sample ID: Equipment Blank
Date Collected: 06/13/14 11:55
Date Received: 06/14/14 09:00

Lab Sample ID: 280-56638-1
Matrix: Water

Analyte	Result	Qualifier	RL	MDL	Unit	D	Prepared	Analyzed	Dil Fac
Aluminum	18	U	100	18	ug/L		06/16/14 13:00	06/20/14 19:06	1
Barium	0.58	U	10	0.58	ug/L		06/16/14 13:00	06/20/14 19:06	1
Cadmium	0.45	U J3	5.0	0.45	ug/L		06/16/14 13:00	06/20/14 19:06	1
Cobalt	1.2	U	10	1.2	ug/L		06/16/14 13:00	06/20/14 19:06	1
Chromium	0.66	U	10	0.66	ug/L		06/16/14 13:00	06/20/14 19:06	1
Copper	1.4	U	15	1.4	ug/L		06/16/14 13:00	06/20/14 19:06	1
Nickel	1.3	U	40	1.3	ug/L		06/16/14 13:00	06/20/14 19:06	1
Lead	2.6	U	9.0	2.6	ug/L		06/16/14 13:00	06/20/14 19:06	1
Selenium	4.9	U	15	4.9	ug/L		06/16/14 13:00	06/20/14 19:06	1
Iron	22	U	100	22	ug/L		06/16/14 13:00	06/20/14 19:06	1

Method: 6010B - Metals (ICP) - Total Recoverable (Continued)

Client Sample ID: Equipment Blank — **Lab Sample ID: 280-56638-1**
Date Collected: 06/13/14 11:55 — **Matrix: Water**
Date Received: 06/14/14 09:00

Analyte	Result	Qualifier	RL	MDL	Unit	D	Prepared	Analyzed	Dil Fac
Vanadium	1.1	U	10	1.1	ug/L		06/16/14 13:00	06/20/14 19:06	1
Zinc	4.5	U	20	4.5	ug/L		06/16/14 13:00	06/20/14 19:06	1
Silver	0.93	U	10	0.93	ug/L		06/16/14 13:00	06/20/14 19:06	1
Manganese	0.25	U	10	0.25	ug/L		06/16/14 13:00	06/20/14 19:06	1
Sodium	**0.14**	**I**	1.0	0.092	mg/L		06/16/14 13:00	06/20/14 19:06	1

Client Sample ID: MW-6AR — **Lab Sample ID: 280-56638-2**
Date Collected: 06/13/14 11:35 — **Matrix: Water**
Date Received: 06/14/14 09:00

Analyte	Result	Qualifier	RL	MDL	Unit	D	Prepared	Analyzed	Dil Fac
Aluminum	**120**		100	18	ug/L		06/16/14 13:00	06/20/14 19:09	1
Barium	**25**		10	0.58	ug/L		06/16/14 13:00	06/20/14 19:09	1
Cadmium	0.45	U J3	5.0	0.45	ug/L		06/16/14 13:00	06/20/14 19:09	1
Cobalt	1.2	U	10	1.2	ug/L		06/16/14 13:00	06/20/14 19:09	1
Chromium	**1.1**	**I**	10	0.66	ug/L		06/16/14 13:00	06/20/14 19:09	1
Copper	**2.8**	**I**	15	1.4	ug/L		06/16/14 13:00	06/20/14 19:09	1
Nickel	**1.6**	**I**	40	1.3	ug/L		06/16/14 13:00	06/20/14 19:09	1
Lead	2.6	U	9.0	2.6	ug/L		06/16/14 13:00	06/20/14 19:09	1
Selenium	4.9	U	15	4.9	ug/L		06/16/14 13:00	06/20/14 19:09	1
Iron	**55**	**I**	100	22	ug/L		06/16/14 13:00	06/20/14 19:09	1
Vanadium	1.1	U	10	1.1	ug/L		06/16/14 13:00	06/20/14 19:09	1
Zinc	4.5	U	20	4.5	ug/L		06/16/14 13:00	06/20/14 19:09	1
Silver	0.93	U	10	0.93	ug/L		06/16/14 13:00	06/20/14 19:09	1
Manganese	**7.2**	**I**	10	0.25	ug/L		06/16/14 13:00	06/20/14 19:09	1
Sodium	**12**		1.0	0.092	mg/L		06/16/14 13:00	06/20/14 19:09	1

Client Sample ID: MW-6BR — **Lab Sample ID: 280-56638-3**
Date Collected: 06/13/14 10:50 — **Matrix: Water**
Date Received: 06/14/14 09:00

Analyte	Result	Qualifier	RL	MDL	Unit	D	Prepared	Analyzed	Dil Fac
Aluminum	**190**		100	18	ug/L		06/16/14 13:00	06/20/14 19:11	1
Barium	**9.7**	**I**	10	0.58	ug/L		06/16/14 13:00	06/20/14 19:11	1
Cadmium	0.45	U J3	5.0	0.45	ug/L		06/16/14 13:00	06/20/14 19:11	1
Cobalt	1.2	U	10	1.2	ug/L		06/16/14 13:00	06/20/14 19:11	1
Chromium	**7.6**	**I**	10	0.66	ug/L		06/16/14 13:00	06/20/14 19:11	1
Copper	**1.5**	**I**	15	1.4	ug/L		06/16/14 13:00	06/20/14 19:11	1
Nickel	**2.0**	**I**	40	1.3	ug/L		06/16/14 13:00	06/20/14 19:11	1
Lead	2.6	U	9.0	2.6	ug/L		06/16/14 13:00	06/20/14 19:11	1
Selenium	4.9	U	15	4.9	ug/L		06/16/14 13:00	06/20/14 19:11	1
Iron	**160**		100	22	ug/L		06/16/14 13:00	06/20/14 19:11	1
Vanadium	**2.6**	**I**	10	1.1	ug/L		06/16/14 13:00	06/20/14 19:11	1
Zinc	4.5	U	20	4.5	ug/L		06/16/14 13:00	06/20/14 19:11	1
Silver	0.93	U	10	0.93	ug/L		06/16/14 13:00	06/20/14 19:11	1
Manganese	**15**		10	0.25	ug/L		06/16/14 13:00	06/20/14 19:11	1
Sodium	**8.5**		1.0	0.092	mg/L		06/16/14 13:00	06/20/14 19:11	1

Client Sample Results

Client: Waste Management
Project/Site: FL26|Vista

TestAmerica Job ID: 280-56612-1

Method: 6010B - Metals (ICP) - Total Recoverable

Client Sample ID: MW-4A — **Lab Sample ID: 280-56638-4**
Date Collected: 06/13/14 10:14 — **Matrix: Water**
Date Received: 06/14/14 09:00

Analyte	Result	Qualifier	RL	MDL	Unit	D	Prepared	Analyzed	Dil Fac
Aluminum	48	I	100	18	ug/L		06/16/14 13:00	06/20/14 19:31	1
Barium	21		10	0.58	ug/L		06/16/14 13:00	06/20/14 19:31	1
Cadmium	0.45	U J3	5.0	0.45	ug/L		06/16/14 13:00	06/20/14 19:31	1
Cobalt	1.2	U	10	1.2	ug/L		06/16/14 13:00	06/20/14 19:31	1
Chromium	0.66	U	10	0.66	ug/L		06/16/14 13:00	06/20/14 19:31	1
Copper	1.4	U	15	1.4	ug/L		06/16/14 13:00	06/20/14 19:31	1
Nickel	3.3	I	40	1.3	ug/L		06/16/14 13:00	06/20/14 19:31	1
Lead	2.6	U	9.0	2.6	ug/L		06/16/14 13:00	06/20/14 19:31	1
Selenium	4.9	U	15	4.9	ug/L		06/16/14 13:00	06/20/14 19:31	1
Iron	22	U	100	22	ug/L		06/16/14 13:00	06/20/14 19:31	1
Vanadium	1.1	U	10	1.1	ug/L		06/16/14 13:00	06/20/14 19:31	1
Zinc	270		20	4.5	ug/L		06/16/14 13:00	06/20/14 19:31	1
Silver	0.93	U	10	0.93	ug/L		06/16/14 13:00	06/20/14 19:31	1
Manganese	34		10	0.25	ug/L		06/16/14 13:00	06/20/14 19:31	1
Sodium	1.2		1.0	0.092	mg/L		06/16/14 13:00	06/20/14 19:31	1

Client Sample ID: MW-4B — **Lab Sample ID: 280-56638-5**
Date Collected: 06/13/14 09:39 — **Matrix: Water**
Date Received: 06/14/14 09:00

Analyte	Result	Qualifier	RL	MDL	Unit	D	Prepared	Analyzed	Dil Fac
Aluminum	24	I	100	18	ug/L		06/16/14 13:00	06/20/14 19:33	1
Barium	9.0	I V	10	0.58	ug/L		06/16/14 13:00	06/20/14 19:33	1
Cadmium	0.45	U J3	5.0	0.45	ug/L		06/16/14 13:00	06/20/14 19:33	1
Cobalt	1.2	U	10	1.2	ug/L		06/16/14 13:00	06/20/14 19:33	1
Chromium	0.66	U	10	0.66	ug/L		06/16/14 13:00	06/20/14 19:33	1
Copper	1.4	U	15	1.4	ug/L		06/16/14 13:00	06/20/14 19:33	1
Nickel	1.5	I	40	1.3	ug/L		06/16/14 13:00	06/20/14 19:33	1
Lead	2.6	U	9.0	2.6	ug/L		06/16/14 13:00	06/20/14 19:33	1
Selenium	4.9	U	15	4.9	ug/L		06/16/14 13:00	06/20/14 19:33	1
Iron	22	U	100	22	ug/L		06/16/14 13:00	06/20/14 19:33	1
Vanadium	1.1	U	10	1.1	ug/L		06/16/14 13:00	06/20/14 19:33	1
Zinc	4.5	U	20	4.5	ug/L		06/16/14 13:00	06/20/14 19:33	1
Silver	1.0	I V	10	0.93	ug/L		06/16/14 13:00	06/20/14 19:33	1
Manganese	8.0	I	10	0.25	ug/L		06/16/14 13:00	06/20/14 19:33	1
Sodium	1.4		1.0	0.092	mg/L		06/16/14 13:00	06/20/14 19:33	1

Client Sample ID: MW-FL2R — **Lab Sample ID: 280-56638-6**
Date Collected: 06/13/14 09:03 — **Matrix: Water**
Date Received: 06/14/14 09:00

Analyte	Result	Qualifier	RL	MDL	Unit	D	Prepared	Analyzed	Dil Fac
Aluminum	990		100	18	ug/L		06/16/14 13:00	06/20/14 19:36	1
Barium	9.7	I	10	0.58	ug/L		06/16/14 13:00	06/20/14 19:36	1
Cadmium	0.45	U J3	5.0	0.45	ug/L		06/16/14 13:00	06/20/14 19:36	1
Cobalt	1.2	U	10	1.2	ug/L		06/16/14 13:00	06/20/14 19:36	1
Chromium	20		10	0.66	ug/L		06/16/14 13:00	06/20/14 19:36	1
Copper	1.6	I	15	1.4	ug/L		06/16/14 13:00	06/20/14 19:36	1
Nickel	1.3	U	40	1.3	ug/L		06/16/14 13:00	06/20/14 19:36	1
Lead	3.2	I	9.0	2.6	ug/L		06/16/14 13:00	06/20/14 19:36	1
Selenium	7.5	I	15	4.9	ug/L		06/16/14 13:00	06/20/14 19:36	1
Iron	26	I	100	22	ug/L		06/16/14 13:00	06/20/14 19:36	1

Method: 6010B - Metals (ICP) - Total Recoverable (Continued)

Client Sample ID: MW-FL2R — **Lab Sample ID: 280-56638-6**
Date Collected: 06/13/14 09:03 — **Matrix: Water**
Date Received: 06/14/14 09:00

Analyte	Result	Qualifier	RL	MDL	Unit	D	Prepared	Analyzed	Dil Fac
Vanadium	15		10	1.1	ug/L		06/16/14 13:00	06/20/14 19:36	1
Zinc	4.5	U	20	4.5	ug/L		06/16/14 13:00	06/20/14 19:36	1
Silver	0.93	U	10	0.93	ug/L		06/16/14 13:00	06/20/14 19:36	1
Manganese	0.48	I V	10	0.25	ug/L		06/16/14 13:00	06/20/14 19:36	1
Sodium	1.7		1.0	0.092	mg/L		06/16/14 13:00	06/20/14 19:36	1

Client Sample ID: MW-2AR — **Lab Sample ID: 280-56638-7**
Date Collected: 06/13/14 08:19 — **Matrix: Water**
Date Received: 06/14/14 09:00

Analyte	Result	Qualifier	RL	MDL	Unit	D	Prepared	Analyzed	Dil Fac
Aluminum	1600		100	18	ug/L		06/16/14 13:00	06/20/14 19:38	1
Barium	22		10	0.58	ug/L		06/16/14 13:00	06/20/14 19:38	1
Cadmium	0.45	U J3	5.0	0.45	ug/L		06/16/14 13:00	06/20/14 19:38	1
Cobalt	1.2	U	10	1.2	ug/L		06/16/14 13:00	06/20/14 19:38	1
Chromium	5.4	I	10	0.66	ug/L		06/16/14 13:00	06/20/14 19:38	1
Copper	2.1	I	15	1.4	ug/L		06/16/14 13:00	06/20/14 19:38	1
Nickel	1.3	U	40	1.3	ug/L		06/16/14 13:00	06/20/14 19:38	1
Lead	2.6	I	9.0	2.6	ug/L		06/16/14 13:00	06/20/14 19:38	1
Selenium	4.9	U	15	4.9	ug/L		06/16/14 13:00	06/20/14 19:38	1
Iron	550		100	22	ug/L		06/16/14 13:00	06/20/14 19:38	1
Vanadium	2.1	I	10	1.1	ug/L		06/16/14 13:00	06/20/14 19:38	1
Zinc	4.5	U	20	4.5	ug/L		06/16/14 13:00	06/20/14 19:38	1
Silver	0.93	U	10	0.93	ug/L		06/16/14 13:00	06/20/14 19:38	1
Manganese	23		10	0.25	ug/L		06/16/14 13:00	06/20/14 19:38	1
Sodium	2.2		1.0	0.092	mg/L		06/16/14 13:00	06/20/14 19:38	1

Client Sample ID: MW-2B — **Lab Sample ID: 280-56638-8**
Date Collected: 06/13/14 07:49 — **Matrix: Water**
Date Received: 06/14/14 09:00

Analyte	Result	Qualifier	RL	MDL	Unit	D	Prepared	Analyzed	Dil Fac
Aluminum	130		100	18	ug/L		06/16/14 13:00	06/20/14 19:41	1
Barium	6.5	I V	10	0.58	ug/L		06/16/14 13:00	06/20/14 19:41	1
Cadmium	0.45	U J3	5.0	0.45	ug/L		06/16/14 13:00	06/20/14 19:41	1
Cobalt	1.2	U	10	1.2	ug/L		06/16/14 13:00	06/20/14 19:41	1
Chromium	1.3	I	10	0.66	ug/L		06/16/14 13:00	06/20/14 19:41	1
Copper	1.4	U	15	1.4	ug/L		06/16/14 13:00	06/20/14 19:41	1
Nickel	1.3	U	40	1.3	ug/L		06/16/14 13:00	06/20/14 19:41	1
Lead	2.6	U	9.0	2.6	ug/L		06/16/14 13:00	06/20/14 19:41	1
Selenium	4.9	U	15	4.9	ug/L		06/16/14 13:00	06/20/14 19:41	1
Iron	46	I	100	22	ug/L		06/16/14 13:00	06/20/14 19:41	1
Vanadium	1.5	I	10	1.1	ug/L		06/16/14 13:00	06/20/14 19:41	1
Zinc	4.5	U	20	4.5	ug/L		06/16/14 13:00	06/20/14 19:41	1
Silver	0.93	U	10	0.93	ug/L		06/16/14 13:00	06/20/14 19:41	1
Manganese	0.84	I V	10	0.25	ug/L		06/16/14 13:00	06/20/14 19:41	1
Sodium	4.9		1.0	0.092	mg/L		06/16/14 13:00	06/20/14 19:41	1

Method: 6010B - Metals (ICP) - Total Recoverable

Client Sample ID: MW-8R — **Lab Sample ID: 280-56638-9**
Date Collected: 06/13/14 07:13 — **Matrix: Water**
Date Received: 06/14/14 09:00

Analyte	Result	Qualifier	RL	MDL	Unit	D	Prepared	Analyzed	Dil Fac
Aluminum	290		100	18	ug/L		06/16/14 13:00	06/20/14 19:43	1
Barium	10		10	0.58	ug/L		06/16/14 13:00	06/20/14 19:43	1
Cadmium	0.45	U J3	5.0	0.45	ug/L		06/16/14 13:00	06/20/14 19:43	1
Cobalt	1.2	U	10	1.2	ug/L		06/16/14 13:00	06/20/14 19:43	1
Chromium	2.2	I	10	0.66	ug/L		06/16/14 13:00	06/20/14 19:43	1
Copper	5.7	I	15	1.4	ug/L		06/16/14 13:00	06/20/14 19:43	1
Nickel	2.2	I	40	1.3	ug/L		06/16/14 13:00	06/20/14 19:43	1
Lead	2.6	U	9.0	2.6	ug/L		06/16/14 13:00	06/20/14 19:43	1
Selenium	4.9	U	15	4.9	ug/L		06/16/14 13:00	06/20/14 19:43	1
Iron	220		100	22	ug/L		06/16/14 13:00	06/20/14 19:43	1
Vanadium	1.5	I	10	1.1	ug/L		06/16/14 13:00	06/20/14 19:43	1
Zinc	9.6	I	20	4.5	ug/L		06/16/14 13:00	06/20/14 19:43	1
Silver	0.93	U	10	0.93	ug/L		06/16/14 13:00	06/20/14 19:43	1
Manganese	2.6	I V	10	0.25	ug/L		06/16/14 13:00	06/20/14 19:43	1
Sodium	11		1.0	0.092	mg/L		06/16/14 13:00	06/20/14 19:43	1

Method: 6020 - Metals (ICP/MS) - Total Recoverable

Client Sample ID: MW-1A — **Lab Sample ID: 280-56612-1**
Date Collected: 06/12/14 14:01 — **Matrix: Water**
Date Received: 06/13/14 09:45

Analyte	Result	Qualifier	RL	MDL	Unit	D	Prepared	Analyzed	Dil Fac
Antimony	0.40	U	2.0	0.40	ug/L		06/16/14 07:30	06/17/14 08:51	1
Arsenic	0.33	U	5.0	0.33	ug/L		06/16/14 07:30	06/17/14 08:51	1
Beryllium	0.080	U	1.0	0.080	ug/L		06/16/14 07:30	06/17/14 08:51	1
Thallium	0.055	I V	1.0	0.050	ug/L		06/16/14 07:30	06/17/14 08:51	1

Client Sample ID: MW-7A — **Lab Sample ID: 280-56612-2**
Date Collected: 06/12/14 13:26 — **Matrix: Water**
Date Received: 06/13/14 09:45

Analyte	Result	Qualifier	RL	MDL	Unit	D	Prepared	Analyzed	Dil Fac
Antimony	0.40	U	2.0	0.40	ug/L		06/16/14 07:30	06/17/14 02:00	1
Arsenic	0.33	U	5.0	0.33	ug/L		06/16/14 07:30	06/17/14 02:00	1
Beryllium	0.080	U	1.0	0.080	ug/L		06/16/14 07:30	06/17/14 02:00	1
Thallium	0.13	I V	1.0	0.050	ug/L		06/16/14 07:30	06/17/14 02:00	1

Client Sample ID: MW-7B — **Lab Sample ID: 280-56612-3**
Date Collected: 06/12/14 12:52 — **Matrix: Water**
Date Received: 06/13/14 09:45

Analyte	Result	Qualifier	RL	MDL	Unit	D	Prepared	Analyzed	Dil Fac
Antimony	0.69	I	2.0	0.40	ug/L		06/16/14 07:30	06/17/14 02:19	1
Arsenic	0.62	I	5.0	0.33	ug/L		06/16/14 07:30	06/17/14 02:19	1
Beryllium	0.23	I	1.0	0.080	ug/L		06/16/14 07:30	06/17/14 02:19	1
Thallium	0.29	I V	1.0	0.050	ug/L		06/16/14 07:30	06/17/14 02:19	1

Client Sample ID: MW-5A — **Lab Sample ID: 280-56612-4**
Date Collected: 06/12/14 12:14 — **Matrix: Water**
Date Received: 06/13/14 09:45

Analyte	Result	Qualifier	RL	MDL	Unit	D	Prepared	Analyzed	Dil Fac
Antimony	0.40	U	2.0	0.40	ug/L		06/16/14 07:30	06/17/14 02:31	1

Method: 6020 - Metals (ICP/MS) - Total Recoverable (Continued)

Client Sample ID: MW-5A — **Lab Sample ID: 280-56612-4**
Date Collected: 06/12/14 12:14 — **Matrix: Water**
Date Received: 06/13/14 09:45

Analyte	Result	Qualifier	RL	MDL	Unit	D	Prepared	Analyzed	Dil Fac
Arsenic	0.33	U	5.0	0.33	ug/L		06/16/14 07:30	06/17/14 02:31	1
Beryllium	0.080	U	1.0	0.080	ug/L		06/16/14 07:30	06/17/14 02:31	1
Thallium	**0.11**	**I V**	1.0	0.050	ug/L		06/16/14 07:30	06/17/14 02:31	1

Client Sample ID: MW-5B — **Lab Sample ID: 280-56612-5**
Date Collected: 06/12/14 11:40 — **Matrix: Water**
Date Received: 06/13/14 09:45

Analyte	Result	Qualifier	RL	MDL	Unit	D	Prepared	Analyzed	Dil Fac
Antimony	0.40	U	2.0	0.40	ug/L		06/16/14 07:30	06/17/14 02:35	1
Arsenic	**6.0**		5.0	0.33	ug/L		06/16/14 07:30	06/17/14 02:35	1
Beryllium	0.080	U	1.0	0.080	ug/L		06/16/14 07:30	06/17/14 02:35	1
Thallium	**0.12**	**I V**	1.0	0.050	ug/L		06/16/14 07:30	06/17/14 02:35	1

Client Sample ID: MW-3A — **Lab Sample ID: 280-56612-6**
Date Collected: 06/12/14 11:07 — **Matrix: Water**
Date Received: 06/13/14 09:45

Analyte	Result	Qualifier	RL	MDL	Unit	D	Prepared	Analyzed	Dil Fac
Antimony	0.40	U	2.0	0.40	ug/L		06/16/14 07:30	06/17/14 02:39	1
Arsenic	0.33	U	5.0	0.33	ug/L		06/16/14 07:30	06/17/14 02:39	1
Beryllium	0.080	U	1.0	0.080	ug/L		06/16/14 07:30	06/17/14 02:39	1
Thallium	**0.071**	**I V**	1.0	0.050	ug/L		06/16/14 07:30	06/17/14 02:39	1

Client Sample ID: MW-3B — **Lab Sample ID: 280-56612-7**
Date Collected: 06/12/14 10:31 — **Matrix: Water**
Date Received: 06/13/14 09:45

Analyte	Result	Qualifier	RL	MDL	Unit	D	Prepared	Analyzed	Dil Fac
Antimony	0.40	U	2.0	0.40	ug/L		06/16/14 07:30	06/17/14 02:42	1
Arsenic	**0.34**	**I**	5.0	0.33	ug/L		06/16/14 07:30	06/17/14 02:42	1
Beryllium	0.080	U	1.0	0.080	ug/L		06/16/14 07:30	06/17/14 02:42	1
Thallium	**0.10**	**I V**	1.0	0.050	ug/L		06/16/14 07:30	06/17/14 02:42	1

Client Sample ID: MW-FL1 — **Lab Sample ID: 280-56612-8**
Date Collected: 06/12/14 09:55 — **Matrix: Water**
Date Received: 06/13/14 09:45

Analyte	Result	Qualifier	RL	MDL	Unit	D	Prepared	Analyzed	Dil Fac
Antimony	0.40	U	2.0	0.40	ug/L		06/16/14 07:30	06/17/14 02:46	1
Arsenic	0.33	U	5.0	0.33	ug/L		06/16/14 07:30	06/17/14 02:46	1
Beryllium	0.080	U	1.0	0.080	ug/L		06/16/14 07:30	06/17/14 02:46	1
Thallium	**0.15**	**I V**	1.0	0.050	ug/L		06/16/14 07:30	06/17/14 02:46	1

Client Sample ID: MW-FL3 — **Lab Sample ID: 280-56612-9**
Date Collected: 06/12/14 15:23 — **Matrix: Water**
Date Received: 06/13/14 09:45

Analyte	Result	Qualifier	RL	MDL	Unit	D	Prepared	Analyzed	Dil Fac
Antimony	0.40	U	2.0	0.40	ug/L		06/16/14 07:30	06/17/14 02:50	1
Arsenic	**0.53**	**I**	5.0	0.33	ug/L		06/16/14 07:30	06/17/14 02:50	1
Beryllium	0.080	U	1.0	0.080	ug/L		06/16/14 07:30	06/17/14 02:50	1
Thallium	**0.060**	**I V**	1.0	0.050	ug/L		06/16/14 07:30	06/17/14 02:50	1

Method: 6020 - Metals (ICP/MS) - Total Recoverable

Client Sample ID: MW-1B — **Lab Sample ID: 280-56612-11**
Date Collected: 06/12/14 14:41 — **Matrix: Water**
Date Received: 06/13/14 09:45

Analyte	Result	Qualifier	RL	MDL	Unit	D	Prepared	Analyzed	Dil Fac
Antimony	0.40	U	2.0	0.40	ug/L		06/16/14 07:30	06/17/14 02:54	1
Arsenic	**3.1**	**I**	5.0	0.33	ug/L		06/16/14 07:30	06/17/14 02:54	1
Beryllium	0.080	U	1.0	0.080	ug/L		06/16/14 07:30	06/17/14 02:54	1
Thallium	0.050	U	1.0	0.050	ug/L		06/16/14 07:30	06/17/14 02:54	1

Client Sample ID: Equipment Blank — **Lab Sample ID: 280-56638-1**
Date Collected: 06/13/14 11:55 — **Matrix: Water**
Date Received: 06/14/14 09:00

Analyte	Result	Qualifier	RL	MDL	Unit	D	Prepared	Analyzed	Dil Fac
Antimony	0.40	U	2.0	0.40	ug/L		06/16/14 13:00	06/18/14 03:13	1
Arsenic	0.33	U	5.0	0.33	ug/L		06/16/14 13:00	06/18/14 03:13	1
Beryllium	0.080	U	1.0	0.080	ug/L		06/16/14 13:00	06/18/14 03:13	1
Thallium	0.050	U	1.0	0.050	ug/L		06/16/14 13:00	06/18/14 03:13	1

Client Sample ID: MW-6AR — **Lab Sample ID: 280-56638-2**
Date Collected: 06/13/14 11:35 — **Matrix: Water**
Date Received: 06/14/14 09:00

Analyte	Result	Qualifier	RL	MDL	Unit	D	Prepared	Analyzed	Dil Fac
Antimony	0.40	U	2.0	0.40	ug/L		06/16/14 13:00	06/18/14 03:17	1
Arsenic	0.33	U	5.0	0.33	ug/L		06/16/14 13:00	06/18/14 03:17	1
Beryllium	0.080	U	1.0	0.080	ug/L		06/16/14 13:00	06/18/14 03:17	1
Thallium	**0.052**	**I**	1.0	0.050	ug/L		06/16/14 13:00	06/18/14 03:17	1

Client Sample ID: MW-6BR — **Lab Sample ID: 280-56638-3**
Date Collected: 06/13/14 10:50 — **Matrix: Water**
Date Received: 06/14/14 09:00

Analyte	Result	Qualifier	RL	MDL	Unit	D	Prepared	Analyzed	Dil Fac
Antimony	0.40	U	2.0	0.40	ug/L		06/16/14 13:00	06/18/14 03:42	1
Arsenic	**1.0**	**I**	5.0	0.33	ug/L		06/16/14 13:00	06/18/14 03:42	1
Beryllium	**0.089**	**I**	1.0	0.080	ug/L		06/16/14 13:00	06/18/14 03:42	1
Thallium	**0.25**	**I**	1.0	0.050	ug/L		06/16/14 13:00	06/18/14 03:42	1

Client Sample ID: MW-4A — **Lab Sample ID: 280-56638-4**
Date Collected: 06/13/14 10:14 — **Matrix: Water**
Date Received: 06/14/14 09:00

Analyte	Result	Qualifier	RL	MDL	Unit	D	Prepared	Analyzed	Dil Fac
Antimony	0.40	U	2.0	0.40	ug/L		06/16/14 13:00	06/18/14 03:46	1
Arsenic	0.33	U	5.0	0.33	ug/L		06/16/14 13:00	06/18/14 03:46	1
Beryllium	**0.14**	**I**	1.0	0.080	ug/L		06/16/14 13:00	06/18/14 03:46	1
Thallium	0.050	U	1.0	0.050	ug/L		06/16/14 13:00	06/18/14 03:46	1

Client Sample ID: MW-4B — **Lab Sample ID: 280-56638-5**
Date Collected: 06/13/14 09:39 — **Matrix: Water**
Date Received: 06/14/14 09:00

Analyte	Result	Qualifier	RL	MDL	Unit	D	Prepared	Analyzed	Dil Fac
Antimony	0.40	U	2.0	0.40	ug/L		06/16/14 13:00	06/18/14 03:49	1
Arsenic	0.33	U	5.0	0.33	ug/L		06/16/14 13:00	06/18/14 03:49	1
Beryllium	0.080	U	1.0	0.080	ug/L		06/16/14 13:00	06/18/14 03:49	1
Thallium	0.050	U	1.0	0.050	ug/L		06/16/14 13:00	06/18/14 03:49	1

Method: 6020 - Metals (ICP/MS) - Total Recoverable

Client Sample ID: MW-FL2R — **Lab Sample ID: 280-56638-6**
Date Collected: 06/13/14 09:03 — **Matrix: Water**
Date Received: 06/14/14 09:00

Analyte	Result	Qualifier	RL	MDL	Unit	D	Prepared	Analyzed	Dil Fac
Antimony	**0.83**	**I**	2.0	0.40	ug/L		06/16/14 13:00	06/18/14 03:53	1
Arsenic	**1.4**	**I**	5.0	0.33	ug/L		06/16/14 13:00	06/18/14 03:53	1
Beryllium	0.080	U	1.0	0.080	ug/L		06/16/14 13:00	06/18/14 03:53	1
Thallium	0.050	U	1.0	0.050	ug/L		06/16/14 13:00	06/18/14 03:53	1

Client Sample ID: MW-2AR — **Lab Sample ID: 280-56638-7**
Date Collected: 06/13/14 08:19 — **Matrix: Water**
Date Received: 06/14/14 09:00

Analyte	Result	Qualifier	RL	MDL	Unit	D	Prepared	Analyzed	Dil Fac
Antimony	0.40	U	2.0	0.40	ug/L		06/16/14 13:00	06/18/14 03:57	1
Arsenic	**0.45**	**I**	5.0	0.33	ug/L		06/16/14 13:00	06/18/14 03:57	1
Beryllium	**0.13**	**I**	1.0	0.080	ug/L		06/16/14 13:00	06/18/14 03:57	1
Thallium	0.050	U	1.0	0.050	ug/L		06/16/14 13:00	06/18/14 03:57	1

Client Sample ID: MW-2B — **Lab Sample ID: 280-56638-8**
Date Collected: 06/13/14 07:49 — **Matrix: Water**
Date Received: 06/14/14 09:00

Analyte	Result	Qualifier	RL	MDL	Unit	D	Prepared	Analyzed	Dil Fac
Antimony	0.40	U	2.0	0.40	ug/L		06/16/14 13:00	06/18/14 04:00	1
Arsenic	**0.34**	**I**	5.0	0.33	ug/L		06/16/14 13:00	06/18/14 04:00	1
Beryllium	0.080	U	1.0	0.080	ug/L		06/16/14 13:00	06/18/14 04:00	1
Thallium	0.050	U	1.0	0.050	ug/L		06/16/14 13:00	06/18/14 04:00	1

Client Sample ID: MW-8R — **Lab Sample ID: 280-56638-9**
Date Collected: 06/13/14 07:13 — **Matrix: Water**
Date Received: 06/14/14 09:00

Analyte	Result	Qualifier	RL	MDL	Unit	D	Prepared	Analyzed	Dil Fac
Antimony	**2.3**		2.0	0.40	ug/L		06/16/14 13:00	06/18/14 04:04	1
Arsenic	**0.54**	**I**	5.0	0.33	ug/L		06/16/14 13:00	06/18/14 04:04	1
Beryllium	0.080	U	1.0	0.080	ug/L		06/16/14 13:00	06/18/14 04:04	1
Thallium	0.050	U	1.0	0.050	ug/L		06/16/14 13:00	06/18/14 04:04	1

Method: 7470A - Mercury (CVAA)

Client Sample ID: MW-1A — **Lab Sample ID: 280-56612-1**
Date Collected: 06/12/14 14:01 — **Matrix: Water**
Date Received: 06/13/14 09:45

Analyte	Result	Qualifier	RL	MDL	Unit	D	Prepared	Analyzed	Dil Fac
Mercury	0.027	U	0.20	0.027	ug/L		06/16/14 11:30	06/16/14 17:36	1

Client Sample ID: MW-7A — **Lab Sample ID: 280-56612-2**
Date Collected: 06/12/14 13:26 — **Matrix: Water**
Date Received: 06/13/14 09:45

Analyte	Result	Qualifier	RL	MDL	Unit	D	Prepared	Analyzed	Dil Fac
Mercury	0.027	U	0.20	0.027	ug/L		06/16/14 11:30	06/16/14 17:43	1

Client Sample ID: MW-7B — **Lab Sample ID: 280-56612-3**
Date Collected: 06/12/14 12:52 — **Matrix: Water**
Date Received: 06/13/14 09:45

Analyte	Result	Qualifier	RL	MDL	Unit	D	Prepared	Analyzed	Dil Fac
Mercury	0.027	U	0.20	0.027	ug/L		06/16/14 11:30	06/16/14 17:45	1

Method: 7470A - Mercury (CVAA)

Client Sample ID: MW-5A — **Lab Sample ID: 280-56612-4**
Date Collected: 06/12/14 12:14 — **Matrix: Water**
Date Received: 06/13/14 09:45

Analyte	Result	Qualifier	RL	MDL	Unit	D	Prepared	Analyzed	Dil Fac
Mercury	0.027	U	0.20	0.027	ug/L		06/16/14 11:30	06/16/14 17:48	1

Client Sample ID: MW-5B — **Lab Sample ID: 280-56612-5**
Date Collected: 06/12/14 11:40 — **Matrix: Water**
Date Received: 06/13/14 09:45

Analyte	Result	Qualifier	RL	MDL	Unit	D	Prepared	Analyzed	Dil Fac
Mercury	0.027	U	0.20	0.027	ug/L		06/16/14 11:30	06/16/14 17:50	1

Client Sample ID: MW-3A — **Lab Sample ID: 280-56612-6**
Date Collected: 06/12/14 11:07 — **Matrix: Water**
Date Received: 06/13/14 09:45

Analyte	Result	Qualifier	RL	MDL	Unit	D	Prepared	Analyzed	Dil Fac
Mercury	0.027	U	0.20	0.027	ug/L		06/16/14 11:30	06/16/14 17:57	1

Client Sample ID: MW-3B — **Lab Sample ID: 280-56612-7**
Date Collected: 06/12/14 10:31 — **Matrix: Water**
Date Received: 06/13/14 09:45

Analyte	Result	Qualifier	RL	MDL	Unit	D	Prepared	Analyzed	Dil Fac
Mercury	0.027	U	0.20	0.027	ug/L		06/16/14 11:30	06/16/14 17:59	1

Client Sample ID: MW-FL1 — **Lab Sample ID: 280-56612-8**
Date Collected: 06/12/14 09:55 — **Matrix: Water**
Date Received: 06/13/14 09:45

Analyte	Result	Qualifier	RL	MDL	Unit	D	Prepared	Analyzed	Dil Fac
Mercury	0.027	U	0.20	0.027	ug/L		06/16/14 11:30	06/16/14 18:02	1

Client Sample ID: MW-FL3 — **Lab Sample ID: 280-56612-9**
Date Collected: 06/12/14 15:23 — **Matrix: Water**
Date Received: 06/13/14 09:45

Analyte	Result	Qualifier	RL	MDL	Unit	D	Prepared	Analyzed	Dil Fac
Mercury	0.027	U	0.20	0.027	ug/L		06/16/14 11:30	06/16/14 18:04	1

Client Sample ID: MW-1B — **Lab Sample ID: 280-56612-11**
Date Collected: 06/12/14 14:41 — **Matrix: Water**
Date Received: 06/13/14 09:45

Analyte	Result	Qualifier	RL	MDL	Unit	D	Prepared	Analyzed	Dil Fac
Mercury	0.027	U	0.20	0.027	ug/L		06/16/14 11:30	06/16/14 18:06	1

Client Sample ID: Equipment Blank — **Lab Sample ID: 280-56638-1**
Date Collected: 06/13/14 11:55 — **Matrix: Water**
Date Received: 06/14/14 09:00

Analyte	Result	Qualifier	RL	MDL	Unit	D	Prepared	Analyzed	Dil Fac
Mercury	0.027	U	0.20	0.027	ug/L		06/18/14 11:30	06/18/14 16:04	1

Client Sample ID: MW-6AR — **Lab Sample ID: 280-56638-2**
Date Collected: 06/13/14 11:35 — **Matrix: Water**
Date Received: 06/14/14 09:00

Analyte	Result	Qualifier	RL	MDL	Unit	D	Prepared	Analyzed	Dil Fac
Mercury	0.027	U	0.20	0.027	ug/L		06/18/14 11:30	06/18/14 16:07	1

Method: 7470A - Mercury (CVAA)

Client Sample ID: MW-6BR — **Lab Sample ID: 280-56638-3**
Date Collected: 06/13/14 10:50 — **Matrix: Water**
Date Received: 06/14/14 09:00

Analyte	Result	Qualifier	RL	MDL	Unit	D	Prepared	Analyzed	Dil Fac
Mercury	0.027	U	0.20	0.027	ug/L		06/18/14 11:30	06/18/14 16:09	1

Client Sample ID: MW-4A — **Lab Sample ID: 280-56638-4**
Date Collected: 06/13/14 10:14 — **Matrix: Water**
Date Received: 06/14/14 09:00

Analyte	Result	Qualifier	RL	MDL	Unit	D	Prepared	Analyzed	Dil Fac
Mercury	0.027	U	0.20	0.027	ug/L		06/18/14 11:30	06/18/14 16:11	1

Client Sample ID: MW-4B — **Lab Sample ID: 280-56638-5**
Date Collected: 06/13/14 09:39 — **Matrix: Water**
Date Received: 06/14/14 09:00

Analyte	Result	Qualifier	RL	MDL	Unit	D	Prepared	Analyzed	Dil Fac
Mercury	0.027	U	0.20	0.027	ug/L		06/18/14 11:30	06/18/14 16:13	1

Client Sample ID: MW-FL2R — **Lab Sample ID: 280-56638-6**
Date Collected: 06/13/14 09:03 — **Matrix: Water**
Date Received: 06/14/14 09:00

Analyte	Result	Qualifier	RL	MDL	Unit	D	Prepared	Analyzed	Dil Fac
Mercury	0.027	U	0.20	0.027	ug/L		06/18/14 11:30	06/18/14 16:16	1

Client Sample ID: MW-2AR — **Lab Sample ID: 280-56638-7**
Date Collected: 06/13/14 08:19 — **Matrix: Water**
Date Received: 06/14/14 09:00

Analyte	Result	Qualifier	RL	MDL	Unit	D	Prepared	Analyzed	Dil Fac
Mercury	0.027	U	0.20	0.027	ug/L		06/18/14 11:30	06/18/14 16:23	1

Client Sample ID: MW-2B — **Lab Sample ID: 280-56638-8**
Date Collected: 06/13/14 07:49 — **Matrix: Water**
Date Received: 06/14/14 09:00

Analyte	Result	Qualifier	RL	MDL	Unit	D	Prepared	Analyzed	Dil Fac
Mercury	0.027	U	0.20	0.027	ug/L		06/18/14 11:30	06/18/14 16:25	1

Client Sample ID: MW-8R — **Lab Sample ID: 280-56638-9**
Date Collected: 06/13/14 07:13 — **Matrix: Water**
Date Received: 06/14/14 09:00

Analyte	Result	Qualifier	RL	MDL	Unit	D	Prepared	Analyzed	Dil Fac
Mercury	0.027	U	0.20	0.027	ug/L		06/18/14 11:30	06/18/14 16:27	1

General Chemistry

Client Sample ID: MW-1A — **Lab Sample ID: 280-56612-1**
Date Collected: 06/12/14 14:01 — **Matrix: Water**
Date Received: 06/13/14 09:45

Analyte	Result	Qualifier	RL	MDL	Unit	D	Prepared	Analyzed	Dil Fac
Chloride	**13**		3.0	0.25	mg/L			06/13/14 22:32	1
Nitrate as N	**14**		2.5	0.21	mg/L			06/14/14 11:20	5
Ammonia as N	0.022	U	0.10	0.022	mg/L			06/24/14 16:28	1
Total Dissolved Solids	**280**		10	4.7	mg/L			06/14/14 10:46	1

Analyte	Result	Qualifier	RL	RL	Unit	D	Prepared	Analyzed	Dil Fac
Color	5.0	U	5.0	5.0	PCU			06/13/14 23:00	1

General Chemistry

Client Sample ID: MW-7A — **Lab Sample ID: 280-56612-2**
Date Collected: 06/12/14 13:26 — **Matrix: Water**
Date Received: 06/13/14 09:45

Analyte	Result	Qualifier	RL	MDL	Unit	D	Prepared	Analyzed	Dil Fac
Chloride	10		3.0	0.25	mg/L			06/13/14 22:52	1
Nitrate as N	12	Q	2.5	0.21	mg/L			06/14/14 11:40	5
Ammonia as N	0.022	U	0.10	0.022	mg/L			06/24/14 16:34	1
Total Dissolved Solids	210		10	4.7	mg/L			06/14/14 10:46	1

Analyte	Result	Qualifier	RL	RL	Unit	D	Prepared	Analyzed	Dil Fac
Color	5.0	U	5.0	5.0	PCU			06/13/14 23:00	1

Client Sample ID: MW-7B — **Lab Sample ID: 280-56612-3**
Date Collected: 06/12/14 12:52 — **Matrix: Water**
Date Received: 06/13/14 09:45

Analyte	Result	Qualifier	RL	MDL	Unit	D	Prepared	Analyzed	Dil Fac
Chloride	3.7		3.0	0.25	mg/L			06/13/14 23:12	1
Nitrate as N	0.099	I	0.50	0.042	mg/L			06/13/14 23:12	1
Ammonia as N	0.022	U	0.10	0.022	mg/L			06/24/14 16:36	1
Total Dissolved Solids	79		10	4.7	mg/L			06/14/14 10:46	1

Analyte	Result	Qualifier	RL	RL	Unit	D	Prepared	Analyzed	Dil Fac
Color	5.0	U	5.0	5.0	PCU			06/13/14 23:00	1

Client Sample ID: MW-5A — **Lab Sample ID: 280-56612-4**
Date Collected: 06/12/14 12:14 — **Matrix: Water**
Date Received: 06/13/14 09:45

Analyte	Result	Qualifier	RL	MDL	Unit	D	Prepared	Analyzed	Dil Fac
Chloride	2.3	I	3.0	0.25	mg/L			06/14/14 00:31	1
Nitrate as N	2.5		0.50	0.042	mg/L			06/14/14 00:31	1
Ammonia as N	0.022	U	0.10	0.022	mg/L			06/24/14 16:38	1
Total Dissolved Solids	46		10	4.7	mg/L			06/16/14 09:54	1

Analyte	Result	Qualifier	RL	RL	Unit	D	Prepared	Analyzed	Dil Fac
Color	5.0	U	5.0	5.0	PCU			06/13/14 23:00	1

Client Sample ID: MW-5B — **Lab Sample ID: 280-56612-5**
Date Collected: 06/12/14 11:40 — **Matrix: Water**
Date Received: 06/13/14 09:45

Analyte	Result	Qualifier	RL	MDL	Unit	D	Prepared	Analyzed	Dil Fac
Chloride	7.7		3.0	0.25	mg/L			06/14/14 00:51	1
Nitrate as N	0.56		0.50	0.042	mg/L			06/14/14 00:51	1
Ammonia as N	0.022	U	0.10	0.022	mg/L			06/24/14 16:40	1
Total Dissolved Solids	130		10	4.7	mg/L			06/16/14 09:54	1

Analyte	Result	Qualifier	RL	RL	Unit	D	Prepared	Analyzed	Dil Fac
Color	5.0	U	5.0	5.0	PCU			06/13/14 23:00	1

Client Sample ID: MW-3A — **Lab Sample ID: 280-56612-6**
Date Collected: 06/12/14 11:07 — **Matrix: Water**
Date Received: 06/13/14 09:45

Analyte	Result	Qualifier	RL	MDL	Unit	D	Prepared	Analyzed	Dil Fac
Chloride	3.1		3.0	0.25	mg/L			06/14/14 02:50	1
Nitrate as N	2.5		0.50	0.042	mg/L			06/14/14 02:50	1
Ammonia as N	0.022	U	0.10	0.022	mg/L			06/24/14 16:42	1
Total Dissolved Solids	72		10	4.7	mg/L			06/16/14 09:54	1

General Chemistry (Continued)

Analyte	Result	Qualifier	RL	RL	Unit	D	Prepared	Analyzed	Dil Fac
Color	5.0	U	5.0	5.0	PCU			06/13/14 23:00	1

Client Sample ID: MW-3B — **Lab Sample ID: 280-56612-7**
Date Collected: 06/12/14 10:31 — **Matrix: Water**
Date Received: 06/13/14 09:45

Analyte	Result	Qualifier	RL	MDL	Unit	D	Prepared	Analyzed	Dil Fac
Chloride	**4.7**		3.0	0.25	mg/L			06/14/14 03:10	1
Nitrate as N	**2.6**		0.50	0.042	mg/L			06/14/14 03:10	1
Ammonia as N	0.022	U	0.10	0.022	mg/L			06/24/14 16:56	1
Total Dissolved Solids	**100**		10	4.7	mg/L			06/16/14 09:54	1

Analyte	Result	Qualifier	RL	RL	Unit	D	Prepared	Analyzed	Dil Fac
Color	5.0	U	5.0	5.0	PCU			06/13/14 23:00	1

Client Sample ID: MW-FL1 — **Lab Sample ID: 280-56612-8**
Date Collected: 06/12/14 09:55 — **Matrix: Water**
Date Received: 06/13/14 09:45

Analyte	Result	Qualifier	RL	MDL	Unit	D	Prepared	Analyzed	Dil Fac
Chloride	**15**		3.0	0.25	mg/L			06/14/14 03:30	1
Nitrate as N	**1.5**		0.50	0.042	mg/L			06/14/14 03:30	1
Ammonia as N	0.022	U	0.10	0.022	mg/L			06/24/14 16:58	1
Total Dissolved Solids	**180**		10	4.7	mg/L			06/16/14 09:54	1

Analyte	Result	Qualifier	RL	RL	Unit	D	Prepared	Analyzed	Dil Fac
Color	5.0	U	5.0	5.0	PCU			06/13/14 23:00	1

Client Sample ID: MW-FL3 — **Lab Sample ID: 280-56612-9**
Date Collected: 06/12/14 15:23 — **Matrix: Water**
Date Received: 06/13/14 09:45

Analyte	Result	Qualifier	RL	MDL	Unit	D	Prepared	Analyzed	Dil Fac
Chloride	**9.2**		3.0	0.25	mg/L			06/14/14 03:50	1
Nitrate as N	0.042	U	0.50	0.042	mg/L			06/14/14 03:50	1
Ammonia as N	**0.025**	**I**	0.10	0.022	mg/L			06/24/14 17:00	1
Total Dissolved Solids	**150**		10	4.7	mg/L			06/16/14 09:54	1

Analyte	Result	Qualifier	RL	RL	Unit	D	Prepared	Analyzed	Dil Fac
Color	5.0	U	5.0	5.0	PCU			06/13/14 23:00	1

Client Sample ID: MW-1B — **Lab Sample ID: 280-56612-11**
Date Collected: 06/12/14 14:41 — **Matrix: Water**
Date Received: 06/13/14 09:45

Analyte	Result	Qualifier	RL	MDL	Unit	D	Prepared	Analyzed	Dil Fac
Chloride	**6.1**		3.0	0.25	mg/L			06/14/14 04:10	1
Nitrate as N	**0.19**	**I**	0.50	0.042	mg/L			06/14/14 04:10	1
Ammonia as N	0.022	U	0.10	0.022	mg/L			06/24/14 17:02	1
Total Dissolved Solids	**96**		10	4.7	mg/L			06/16/14 09:54	1

Analyte	Result	Qualifier	RL	RL	Unit	D	Prepared	Analyzed	Dil Fac
Color	5.0	U	5.0	5.0	PCU			06/13/14 23:00	1

Client Sample ID: Equipment Blank — **Lab Sample ID: 280-56638-1**
Date Collected: 06/13/14 11:55 — **Matrix: Water**
Date Received: 06/14/14 09:00

Analyte	Result	Qualifier	RL	MDL	Unit	D	Prepared	Analyzed	Dil Fac
Chloride	**0.33**	**I**	3.0	0.25	mg/L			06/14/14 15:25	1
Nitrate as N	0.042	U	0.50	0.042	mg/L			06/14/14 15:25	1
Ammonia as N	0.022	U	0.10	0.022	mg/L			06/24/14 17:04	1

General Chemistry (Continued)

Client Sample ID: Equipment Blank — **Lab Sample ID: 280-56638-1**
Date Collected: 06/13/14 11:55 — **Matrix: Water**
Date Received: 06/14/14 09:00

Analyte	Result	Qualifier	RL	MDL	Unit	D	Prepared	Analyzed	Dil Fac
Total Dissolved Solids	4.7	U	10	4.7	mg/L			06/16/14 11:15	1

Analyte	Result	Qualifier	RL	RL	Unit	D	Prepared	Analyzed	Dil Fac
Color	5.0	U	5.0	5.0	PCU			06/14/14 14:37	1

Client Sample ID: MW-6AR — **Lab Sample ID: 280-56638-2**
Date Collected: 06/13/14 11:35 — **Matrix: Water**
Date Received: 06/14/14 09:00

Analyte	Result	Qualifier	RL	MDL	Unit	D	Prepared	Analyzed	Dil Fac
Chloride	**22**		3.0	0.25	mg/L			06/14/14 15:41	1
Nitrate as N	**14**	**Q**	2.5	0.21	mg/L			06/15/14 10:33	5
Ammonia as N	**0.023**	**I**	0.10	0.022	mg/L			06/24/14 17:10	1
Total Dissolved Solids	**150**		10	4.7	mg/L			06/16/14 11:15	1

Analyte	Result	Qualifier	RL	RL	Unit	D	Prepared	Analyzed	Dil Fac
Color	5.0	U	5.0	5.0	PCU			06/14/14 14:37	1

Client Sample ID: MW-6BR — **Lab Sample ID: 280-56638-3**
Date Collected: 06/13/14 10:50 — **Matrix: Water**
Date Received: 06/14/14 09:00

Analyte	Result	Qualifier	RL	MDL	Unit	D	Prepared	Analyzed	Dil Fac
Chloride	**22**		3.0	0.25	mg/L			06/14/14 16:44	1
Nitrate as N	**4.3**		0.50	0.042	mg/L			06/14/14 16:44	1
Ammonia as N	0.022	U	0.10	0.022	mg/L			06/24/14 17:12	1
Total Dissolved Solids	**180**		10	4.7	mg/L			06/16/14 11:15	1

Analyte	Result	Qualifier	RL	RL	Unit	D	Prepared	Analyzed	Dil Fac
Color	5.0	U	5.0	5.0	PCU			06/14/14 14:37	1

Client Sample ID: MW-4A — **Lab Sample ID: 280-56638-4**
Date Collected: 06/13/14 10:14 — **Matrix: Water**
Date Received: 06/14/14 09:00

Analyte	Result	Qualifier	RL	MDL	Unit	D	Prepared	Analyzed	Dil Fac
Chloride	**1.9**	**I**	3.0	0.25	mg/L			06/14/14 17:32	1
Nitrate as N	**0.81**		0.50	0.042	mg/L			06/14/14 17:32	1
Ammonia as N	0.022	U	0.10	0.022	mg/L			06/24/14 17:14	1
Total Dissolved Solids	**43**		10	4.7	mg/L			06/16/14 11:15	1

Analyte	Result	Qualifier	RL	RL	Unit	D	Prepared	Analyzed	Dil Fac
Color	5.0	U	5.0	5.0	PCU			06/14/14 14:37	1

Client Sample ID: MW-4B — **Lab Sample ID: 280-56638-5**
Date Collected: 06/13/14 09:39 — **Matrix: Water**
Date Received: 06/14/14 09:00

Analyte	Result	Qualifier	RL	MDL	Unit	D	Prepared	Analyzed	Dil Fac
Chloride	**3.1**		3.0	0.25	mg/L			06/14/14 17:48	1
Nitrate as N	**1.0**		0.50	0.042	mg/L			06/14/14 17:48	1
Ammonia as N	0.022	U	0.10	0.022	mg/L			06/24/14 17:34	1
Total Dissolved Solids	**25**		10	4.7	mg/L			06/16/14 11:15	1

Analyte	Result	Qualifier	RL	RL	Unit	D	Prepared	Analyzed	Dil Fac
Color	5.0	U	5.0	5.0	PCU			06/14/14 14:37	1

General Chemistry

Client Sample ID: MW-FL2R — **Lab Sample ID: 280-56638-6**
Date Collected: 06/13/14 09:03 — **Matrix: Water**
Date Received: 06/14/14 09:00

Analyte	Result	Qualifier	RL	MDL	Unit	D	Prepared	Analyzed	Dil Fac
Chloride	4.7		3.0	0.25	mg/L			06/14/14 18:04	1
Nitrate as N	0.73		0.50	0.042	mg/L			06/14/14 18:04	1
Ammonia as N	0.022	U	0.10	0.022	mg/L			06/24/14 17:36	1
Total Dissolved Solids	120		10	4.7	mg/L			06/16/14 11:15	1

Analyte	Result	Qualifier	RL	RL	Unit	D	Prepared	Analyzed	Dil Fac
Color	5.0	U	5.0	5.0	PCU			06/14/14 14:37	1

Client Sample ID: MW-2AR — **Lab Sample ID: 280-56638-7**
Date Collected: 06/13/14 08:19 — **Matrix: Water**
Date Received: 06/14/14 09:00

Analyte	Result	Qualifier	RL	MDL	Unit	D	Prepared	Analyzed	Dil Fac
Chloride	2.4	I	3.0	0.25	mg/L			06/14/14 18:20	1
Nitrate as N	0.49	I	0.50	0.042	mg/L			06/14/14 18:20	1
Ammonia as N	0.022	U	0.10	0.022	mg/L			06/24/14 17:38	1
Total Dissolved Solids	22		10	4.7	mg/L			06/16/14 11:15	1

Analyte	Result	Qualifier	RL	RL	Unit	D	Prepared	Analyzed	Dil Fac
Color	5.0	U	5.0	5.0	PCU			06/14/14 14:37	1

Client Sample ID: MW-2B — **Lab Sample ID: 280-56638-8**
Date Collected: 06/13/14 07:49 — **Matrix: Water**
Date Received: 06/14/14 09:00

Analyte	Result	Qualifier	RL	MDL	Unit	D	Prepared	Analyzed	Dil Fac
Chloride	4.9		3.0	0.25	mg/L			06/14/14 18:36	1
Nitrate as N	0.59		0.50	0.042	mg/L			06/14/14 18:36	1
Ammonia as N	0.022	U	0.10	0.022	mg/L			06/24/14 17:40	1
Total Dissolved Solids	78		10	4.7	mg/L			06/16/14 11:15	1

Analyte	Result	Qualifier	RL	RL	Unit	D	Prepared	Analyzed	Dil Fac
Color	5.0	U	5.0	5.0	PCU			06/14/14 14:37	1

Client Sample ID: MW-8R — **Lab Sample ID: 280-56638-9**
Date Collected: 06/13/14 07:13 — **Matrix: Water**
Date Received: 06/14/14 09:00

Analyte	Result	Qualifier	RL	MDL	Unit	D	Prepared	Analyzed	Dil Fac
Chloride	4.6		3.0	0.25	mg/L			06/14/14 18:51	1
Nitrate as N	1.2		0.50	0.042	mg/L			06/14/14 18:51	1
Ammonia as N	0.022	U	0.10	0.022	mg/L			06/24/14 17:42	1
Total Dissolved Solids	88		10	4.7	mg/L			06/16/14 11:15	1

Analyte	Result	Qualifier	RL	RL	Unit	D	Prepared	Analyzed	Dil Fac
Color	5.0	U	5.0	5.0	PCU			06/14/14 14:37	1

Method: 9310 - Gross Alpha / Beta (GFPC)

Client Sample ID: MW-1A — **Lab Sample ID: 280-56612-1**
Date Collected: 06/12/14 14:01 — **Matrix: Water**
Date Received: 06/13/14 09:45

Analyte	Result	Qualifier	Count Uncert. (2σ+/-)	Total Uncert. (2σ+/-)	MDC	Unit	Prepared	Analyzed	Dil Fac
Gross Alpha	3.21		1.47	1.52	1.73	pCi/L	06/23/14 09:57	06/24/14 15:57	1

Method: 9310 - Gross Alpha / Beta (GFPC)

Client Sample ID: MW-7A — **Lab Sample ID: 280-56612-2**
Date Collected: 06/12/14 13:26 — **Matrix: Water**
Date Received: 06/13/14 09:45

Analyte	Result	Qualifier	Count Uncert. (2σ+/-)	Total Uncert. (2σ+/-)	MDC	Unit	Prepared	Analyzed	Dil Fac
Gross Alpha	2.77		1.49	1.53	2.04	pCi/L	06/23/14 09:57	06/24/14 15:57	1

Client Sample ID: MW-7B — **Lab Sample ID: 280-56612-3**
Date Collected: 06/12/14 12:52 — **Matrix: Water**
Date Received: 06/13/14 09:45

Analyte	Result	Qualifier	Count Uncert. (2σ+/-)	Total Uncert. (2σ+/-)	MDC	Unit	Prepared	Analyzed	Dil Fac
Gross Alpha	2.03		1.10	1.13	1.44	pCi/L	06/23/14 09:57	06/24/14 15:57	1

Client Sample ID: MW-5A — **Lab Sample ID: 280-56612-4**
Date Collected: 06/12/14 12:14 — **Matrix: Water**
Date Received: 06/13/14 09:45

Analyte	Result	Qualifier	Count Uncert. (2σ+/-)	Total Uncert. (2σ+/-)	MDC	Unit	Prepared	Analyzed	Dil Fac
Gross Alpha	5.42		1.42	1.55	1.24	pCi/L	06/23/14 09:57	06/24/14 16:12	1

Client Sample ID: MW-5B — **Lab Sample ID: 280-56612-5**
Date Collected: 06/12/14 11:40 — **Matrix: Water**
Date Received: 06/13/14 09:45

Analyte	Result	Qualifier	Count Uncert. (2σ+/-)	Total Uncert. (2σ+/-)	MDC	Unit	Prepared	Analyzed	Dil Fac
Gross Alpha	14.1		2.44	2.92	1.68	pCi/L	06/23/14 09:57	06/24/14 16:12	1

Client Sample ID: MW-3A — **Lab Sample ID: 280-56612-6**
Date Collected: 06/12/14 11:07 — **Matrix: Water**
Date Received: 06/13/14 09:45

Analyte	Result	Qualifier	Count Uncert. (2σ+/-)	Total Uncert. (2σ+/-)	MDC	Unit	Prepared	Analyzed	Dil Fac
Gross Alpha	6.95		1.64	1.83	1.34	pCi/L	06/23/14 09:57	06/24/14 16:13	1

Client Sample ID: MW-3B — **Lab Sample ID: 280-56612-7**
Date Collected: 06/12/14 10:31 — **Matrix: Water**
Date Received: 06/13/14 09:45

Analyte	Result	Qualifier	Count Uncert. (2σ+/-)	Total Uncert. (2σ+/-)	MDC	Unit	Prepared	Analyzed	Dil Fac
Gross Alpha	4.23		1.36	1.44	1.27	pCi/L	06/23/14 09:57	06/24/14 16:13	1

Client Sample ID: MW-FL1 — **Lab Sample ID: 280-56612-8**
Date Collected: 06/12/14 09:55 — **Matrix: Water**
Date Received: 06/13/14 09:45

Analyte	Result	Qualifier	Count Uncert. (2σ+/-)	Total Uncert. (2σ+/-)	MDC	Unit	Prepared	Analyzed	Dil Fac
Gross Alpha	1.81		1.23	1.25	1.73	pCi/L	06/23/14 09:57	06/24/14 16:13	1

Method: 9310 - Gross Alpha / Beta (GFPC)

Client Sample ID: MW-FL3 — **Lab Sample ID: 280-56612-9**
Date Collected: 06/12/14 15:23 — **Matrix: Water**
Date Received: 06/13/14 09:45

Analyte	Result	Qualifier	Count Uncert. (2σ+/-)	Total Uncert. (2σ+/-)	MDC	Unit	Prepared	Analyzed	Dil Fac
Gross Alpha	3.74		1.40	1.46	1.37	pCi/L	06/23/14 09:57	06/24/14 16:13	1

Client Sample ID: MW-1B — **Lab Sample ID: 280-56612-11**
Date Collected: 06/12/14 14:41 — **Matrix: Water**
Date Received: 06/13/14 09:45

Analyte	Result	Qualifier	Count Uncert. (2σ+/-)	Total Uncert. (2σ+/-)	MDC	Unit	Prepared	Analyzed	Dil Fac
Gross Alpha	3.09		1.35	1.39	1.65	pCi/L	06/23/14 09:57	06/24/14 16:13	1

Client Sample ID: MW-6AR — **Lab Sample ID: 280-56638-2**
Date Collected: 06/13/14 11:35 — **Matrix: Water**
Date Received: 06/14/14 09:00

Analyte	Result	Qualifier	Count Uncert. (2σ+/-)	Total Uncert. (2σ+/-)	MDC	Unit	Prepared	Analyzed	Dil Fac
Gross Alpha	3.73		1.32	1.38	1.25	pCi/L	06/23/14 09:57	06/24/14 16:13	1

Client Sample ID: MW-6BR — **Lab Sample ID: 280-56638-3**
Date Collected: 06/13/14 10:50 — **Matrix: Water**
Date Received: 06/14/14 09:00

Analyte	Result	Qualifier	Count Uncert. (2σ+/-)	Total Uncert. (2σ+/-)	MDC	Unit	Prepared	Analyzed	Dil Fac
Gross Alpha	1.85	U	1.29	1.31	1.87	pCi/L	06/23/14 09:57	06/24/14 16:14	1

Client Sample ID: MW-4A — **Lab Sample ID: 280-56638-4**
Date Collected: 06/13/14 10:14 — **Matrix: Water**
Date Received: 06/14/14 09:00

Analyte	Result	Qualifier	Count Uncert. (2σ+/-)	Total Uncert. (2σ+/-)	MDC	Unit	Prepared	Analyzed	Dil Fac
Gross Alpha	1.04	U	0.815	0.823	1.19	pCi/L	06/23/14 09:57	06/24/14 16:14	1

Client Sample ID: MW-4B — **Lab Sample ID: 280-56638-5**
Date Collected: 06/13/14 09:39 — **Matrix: Water**
Date Received: 06/14/14 09:00

Analyte	Result	Qualifier	Count Uncert. (2σ+/-)	Total Uncert. (2σ+/-)	MDC	Unit	Prepared	Analyzed	Dil Fac
Gross Alpha	0.438	U	0.786	0.787	1.37	pCi/L	06/23/14 09:57	06/24/14 16:14	1

Client Sample ID: MW-FL2R — **Lab Sample ID: 280-56638-6**
Date Collected: 06/13/14 09:03 — **Matrix: Water**
Date Received: 06/14/14 09:00

Analyte	Result	Qualifier	Count Uncert. (2σ+/-)	Total Uncert. (2σ+/-)	MDC	Unit	Prepared	Analyzed	Dil Fac
Gross Alpha	1.05	U	1.01	1.02	1.60	pCi/L	06/23/14 09:57	06/24/14 16:14	1

Method: 9310 - Gross Alpha / Beta (GFPC)

Client Sample ID: MW-2AR — **Lab Sample ID: 280-56638-7**
Date Collected: 06/13/14 08:19 — **Matrix: Water**
Date Received: 06/14/14 09:00

Analyte	Result	Qualifier	Count Uncert. (2σ+/-)	Total Uncert. (2σ+/-)	MDC	Unit	Prepared	Analyzed	Dil Fac
Gross Alpha	2.10		1.09	1.12	1.48	pCi/L	06/23/14 09:57	06/24/14 19:30	1

Client Sample ID: MW-2B — **Lab Sample ID: 280-56638-8**
Date Collected: 06/13/14 07:49 — **Matrix: Water**
Date Received: 06/14/14 09:00

Analyte	Result	Qualifier	Count Uncert. (2σ+/-)	Total Uncert. (2σ+/-)	MDC	Unit	Prepared	Analyzed	Dil Fac
Gross Alpha	3.73		1.57	1.63	1.89	pCi/L	06/23/14 09:57	06/24/14 19:30	1

Client Sample ID: MW-8R — **Lab Sample ID: 280-56638-9**
Date Collected: 06/13/14 07:13 — **Matrix: Water**
Date Received: 06/14/14 09:00

Analyte	Result	Qualifier	Count Uncert. (2σ+/-)	Total Uncert. (2σ+/-)	MDC	Unit	Prepared	Analyzed	Dil Fac
Gross Alpha	4.88		1.56	1.65	1.62	pCi/L	06/23/14 09:57	06/24/14 19:30	1

Method: Field Sampling - Field Sampling

Client Sample ID: MW-1A — **Lab Sample ID: 280-56612-1**
Date Collected: 06/12/14 14:01 — **Matrix: Water**
Date Received: 06/13/14 09:45

Analyte	Result	Qualifier	NONE	NONE	Unit	D	Prepared	Analyzed	Dil Fac
Groundwater Elevation	62.90				ft/msl			06/12/14 12:01	1
Field pH	7.09				SU			06/12/14 12:01	1
Field Conductivity	412				umhos/cm			06/12/14 12:01	1
Field Temperature	23.4				Degrees C			06/12/14 12:01	1
Field Turbidity	2.85				NTU			06/12/14 12:01	1
Field Dissolved Oxygen	0.7				mg/L			06/12/14 12:01	1

Client Sample ID: MW-7A — **Lab Sample ID: 280-56612-2**
Date Collected: 06/12/14 13:26 — **Matrix: Water**
Date Received: 06/13/14 09:45

Analyte	Result	Qualifier	NONE	NONE	Unit	D	Prepared	Analyzed	Dil Fac
Groundwater Elevation	64.48				ft/msl			06/12/14 11:26	1
Field pH	7.06				SU			06/12/14 11:26	1
Field Conductivity	321				umhos/cm			06/12/14 11:26	1
Field Temperature	23.9				Degrees C			06/12/14 11:26	1
Field Turbidity	2.70				NTU			06/12/14 11:26	1
Field Dissolved Oxygen	0.8				mg/L			06/12/14 11:26	1

Client Sample ID: MW-7B — **Lab Sample ID: 280-56612-3**
Date Collected: 06/12/14 12:52 — **Matrix: Water**
Date Received: 06/13/14 09:45

Analyte	Result	Qualifier	NONE	NONE	Unit	D	Prepared	Analyzed	Dil Fac
Groundwater Elevation	50.99				ft/msl			06/12/14 10:52	1
Field pH	7.24				SU			06/12/14 10:52	1
Field Conductivity	140				umhos/cm			06/12/14 10:52	1

Method: Field Sampling - Field Sampling (Continued)

Client Sample ID: MW-7B — **Lab Sample ID: 280-56612-3**
Date Collected: 06/12/14 12:52 — **Matrix: Water**
Date Received: 06/13/14 09:45

Analyte	Result	Qualifier	NONE	NONE	Unit	D	Prepared	Analyzed	Dil Fac
Field Temperature	23.4				Degrees C			06/12/14 10:52	1
Field Turbidity	3.72				NTU			06/12/14 10:52	1
Field Dissolved Oxygen	0.1				mg/L			06/12/14 10:52	1

Client Sample ID: MW-5A — **Lab Sample ID: 280-56612-4**
Date Collected: 06/12/14 12:14 — **Matrix: Water**
Date Received: 06/13/14 09:45

Analyte	Result	Qualifier	NONE	NONE	Unit	D	Prepared	Analyzed	Dil Fac
Groundwater Elevation	51.11				ft/msl			06/12/14 10:14	1
Field pH	4.59				SU			06/12/14 10:14	1
Field Conductivity	59				umhos/cm			06/12/14 10:14	1
Field Temperature	24.7				Degrees C			06/12/14 10:14	1
Field Turbidity	3.87				NTU			06/12/14 10:14	1
Field Dissolved Oxygen	3.8				mg/L			06/12/14 10:14	1

Client Sample ID: MW-5B — **Lab Sample ID: 280-56612-5**
Date Collected: 06/12/14 11:40 — **Matrix: Water**
Date Received: 06/13/14 09:45

Analyte	Result	Qualifier	NONE	NONE	Unit	D	Prepared	Analyzed	Dil Fac
Groundwater Elevation	49.29				ft/msl			06/12/14 09:40	1
Field pH	7.57				SU			06/12/14 09:40	1
Field Conductivity	215				umhos/cm			06/12/14 09:40	1
Field Temperature	24.7				Degrees C			06/12/14 09:40	1
Field Turbidity	4.55				NTU			06/12/14 09:40	1
Field Dissolved Oxygen	0.0				mg/L			06/12/14 09:40	1

Client Sample ID: MW-3A — **Lab Sample ID: 280-56612-6**
Date Collected: 06/12/14 11:07 — **Matrix: Water**
Date Received: 06/13/14 09:45

Analyte	Result	Qualifier	NONE	NONE	Unit	D	Prepared	Analyzed	Dil Fac
Groundwater Elevation	49.62				ft/msl			06/12/14 09:07	1
Field pH	6.71				SU			06/12/14 09:07	1
Field Conductivity	98				umhos/cm			06/12/14 09:07	1
Field Temperature	24.7				Degrees C			06/12/14 09:07	1
Field Turbidity	3.44				NTU			06/12/14 09:07	1
Field Dissolved Oxygen	4.1				mg/L			06/12/14 09:07	1

Client Sample ID: MW-3B — **Lab Sample ID: 280-56612-7**
Date Collected: 06/12/14 10:31 — **Matrix: Water**
Date Received: 06/13/14 09:45

Analyte	Result	Qualifier	NONE	NONE	Unit	D	Prepared	Analyzed	Dil Fac
Groundwater Elevation	49.60				ft/msl			06/12/14 08:31	1
Field pH	6.69				SU			06/12/14 08:31	1
Field Conductivity	183				umhos/cm			06/12/14 08:31	1
Field Temperature	24.2				Degrees C			06/12/14 08:31	1
Field Turbidity	3.50				NTU			06/12/14 08:31	1
Field Dissolved Oxygen	2.5				mg/L			06/12/14 08:31	1

Method: Field Sampling - Field Sampling

Client Sample ID: MW-FL1 — **Lab Sample ID: 280-56612-8**
Date Collected: 06/12/14 09:55 — **Matrix: Water**
Date Received: 06/13/14 09:45

Analyte	Result	Qualifier	NONE	NONE	Unit	D	Prepared	Analyzed	Dil Fac
Groundwater Elevation	49.64				ft/msl			06/12/14 07:55	1
Field pH	6.91				SU			06/12/14 07:55	1
Field Conductivity	325				umhos/cm			06/12/14 07:55	1
Field Temperature	23.7				Degrees C			06/12/14 07:55	1
Field Turbidity	7.78				NTU			06/12/14 07:55	1
Field Dissolved Oxygen	0.3				mg/L			06/12/14 07:55	1

Client Sample ID: MW-FL3 — **Lab Sample ID: 280-56612-9**
Date Collected: 06/12/14 15:23 — **Matrix: Water**
Date Received: 06/13/14 09:45

Analyte	Result	Qualifier	NONE	NONE	Unit	D	Prepared	Analyzed	Dil Fac
Groundwater Elevation	49.33				ft/msl			06/12/14 13:23	1
Field pH	7.23				SU			06/12/14 13:23	1
Field Conductivity	250				umhos/cm			06/12/14 13:23	1
Field Temperature	23.4				Degrees C			06/12/14 13:23	1
Field Turbidity	7.79				NTU			06/12/14 13:23	1
Field Dissolved Oxygen	0.0				mg/L			06/12/14 13:23	1

Client Sample ID: MW-1B — **Lab Sample ID: 280-56612-11**
Date Collected: 06/12/14 14:41 — **Matrix: Water**
Date Received: 06/13/14 09:45

Analyte	Result	Qualifier	NONE	NONE	Unit	D	Prepared	Analyzed	Dil Fac
Groundwater Elevation	52.54				ft/msl			06/12/14 12:41	1
Field pH	7.63				SU			06/12/14 12:41	1
Field Conductivity	174				umhos/cm			06/12/14 12:41	1
Field Temperature	23.1				Degrees C			06/12/14 12:41	1
Field Turbidity	2.06				NTU			06/12/14 12:41	1
Field Dissolved Oxygen	0.0				mg/L			06/12/14 12:41	1

Client Sample ID: Equipment Blank — **Lab Sample ID: 280-56638-1**
Date Collected: 06/13/14 11:55 — **Matrix: Water**
Date Received: 06/14/14 09:00

Analyte	Result	Qualifier	NONE	NONE	Unit	D	Prepared	Analyzed	Dil Fac
Field pH	6.93				SU			06/13/14 09:55	1
Field Conductivity	3				umhos/cm			06/13/14 09:55	1
Field Temperature	25.3				Degrees C			06/13/14 09:55	1
Field Turbidity	0.00				NTU			06/13/14 09:55	1
Field Dissolved Oxygen	1.0				mg/L			06/13/14 09:55	1

Client Sample ID: MW-6AR — **Lab Sample ID: 280-56638-2**
Date Collected: 06/13/14 11:35 — **Matrix: Water**
Date Received: 06/14/14 09:00

Analyte	Result	Qualifier	NONE	NONE	Unit	D	Prepared	Analyzed	Dil Fac
Groundwater Elevation	50.43				ft/msl			06/13/14 09:35	1
Field pH	5.20				SU			06/13/14 09:35	1
Field Conductivity	232				umhos/cm			06/13/14 09:35	1
Field Temperature	24.8				Degrees C			06/13/14 09:35	1
Field Turbidity	5.53				NTU			06/13/14 09:35	1
Field Dissolved Oxygen	3.4				mg/L			06/13/14 09:35	1

Method: Field Sampling - Field Sampling

Client Sample ID: MW-6BR — **Lab Sample ID: 280-56638-3**
Date Collected: 06/13/14 10:50 — **Matrix: Water**
Date Received: 06/14/14 09:00

Analyte	Result	Qualifier	NONE	NONE	Unit	D	Prepared	Analyzed	Dil Fac
Groundwater Elevation	50.36				ft/msl			06/13/14 08:50	1
Field pH	7.83				SU			06/13/14 08:50	1
Field Conductivity	301				umhos/cm			06/13/14 08:50	1
Field Temperature	23.8				Degrees C			06/13/14 08:50	1
Field Turbidity	3.59				NTU			06/13/14 08:50	1
Field Dissolved Oxygen	1.3				mg/L			06/13/14 08:50	1

Client Sample ID: MW-4A — **Lab Sample ID: 280-56638-4**
Date Collected: 06/13/14 10:14 — **Matrix: Water**
Date Received: 06/14/14 09:00

Analyte	Result	Qualifier	NONE	NONE	Unit	D	Prepared	Analyzed	Dil Fac
Groundwater Elevation	49.11				ft/msl			06/13/14 08:14	1
Field pH	4.79				SU			06/13/14 08:14	1
Field Conductivity	66				umhos/cm			06/13/14 08:14	1
Field Temperature	24.9				Degrees C			06/13/14 08:14	1
Field Turbidity	2.92				NTU			06/13/14 08:14	1
Field Dissolved Oxygen	0.4				mg/L			06/13/14 08:14	1

Client Sample ID: MW-4B — **Lab Sample ID: 280-56638-5**
Date Collected: 06/13/14 09:39 — **Matrix: Water**
Date Received: 06/14/14 09:00

Analyte	Result	Qualifier	NONE	NONE	Unit	D	Prepared	Analyzed	Dil Fac
Groundwater Elevation	50.12				ft/msl			06/13/14 07:39	1
Field pH	5.37				SU			06/13/14 07:39	1
Field Conductivity	32				umhos/cm			06/13/14 07:39	1
Field Temperature	24.8				Degrees C			06/13/14 07:39	1
Field Turbidity	2.71				NTU			06/13/14 07:39	1
Field Dissolved Oxygen	0.6				mg/L			06/13/14 07:39	1

Client Sample ID: MW-FL2R — **Lab Sample ID: 280-56638-6**
Date Collected: 06/13/14 09:03 — **Matrix: Water**
Date Received: 06/14/14 09:00

Analyte	Result	Qualifier	NONE	NONE	Unit	D	Prepared	Analyzed	Dil Fac
Groundwater Elevation	51.19				ft/msl			06/13/14 07:03	1
Field pH	9.35				SU			06/13/14 07:03	1
Field Conductivity	147				umhos/cm			06/13/14 07:03	1
Field Temperature	23.9				Degrees C			06/13/14 07:03	1
Field Turbidity	5.00				NTU			06/13/14 07:03	1
Field Dissolved Oxygen	1.2				mg/L			06/13/14 07:03	1

Client Sample ID: MW-2AR — **Lab Sample ID: 280-56638-7**
Date Collected: 06/13/14 08:19 — **Matrix: Water**
Date Received: 06/14/14 09:00

Analyte	Result	Qualifier	NONE	NONE	Unit	D	Prepared	Analyzed	Dil Fac
Groundwater Elevation	50.72				ft/msl			06/13/14 06:19	1
Field pH	5.23				SU			06/13/14 06:19	1
Field Conductivity	28				umhos/cm			06/13/14 06:19	1
Field Temperature	24.9				Degrees C			06/13/14 06:19	1
Field Turbidity	12.14				NTU			06/13/14 06:19	1
Field Dissolved Oxygen	4.6				mg/L			06/13/14 06:19	1

Client Sample Results

Client: Waste Management
Project/Site: FL26|Vista

TestAmerica Job ID: 280-56612-1

Method: Field Sampling - Field Sampling

Client Sample ID: MW-2B — **Lab Sample ID: 280-56638-8**
Date Collected: 06/13/14 07:49 — **Matrix: Water**
Date Received: 06/14/14 09:00

Analyte	Result	Qualifier	NONE	NONE	Unit	D	Prepared	Analyzed	Dil Fac
Groundwater Elevation	49.48				ft/msl			06/13/14 05:49	1
Field pH	7.90				SU			06/13/14 05:49	1
Field Conductivity	138				umhos/cm			06/13/14 05:49	1
Field Temperature	24.7				Degrees C			06/13/14 05:49	1
Field Turbidity	2.80				NTU			06/13/14 05:49	1
Field Dissolved Oxygen	0.0				mg/L			06/13/14 05:49	1

Client Sample ID: MW-8R — **Lab Sample ID: 280-56638-9**
Date Collected: 06/13/14 07:13 — **Matrix: Water**
Date Received: 06/14/14 09:00

Analyte	Result	Qualifier	NONE	NONE	Unit	D	Prepared	Analyzed	Dil Fac
Groundwater Elevation	52.04				ft/msl			06/13/14 05:13	1
Field pH	6.41				SU			06/13/14 05:13	1
Field Conductivity	189				umhos/cm			06/13/14 05:13	1
Field Temperature	24.3				Degrees C			06/13/14 05:13	1
Field Turbidity	6.16				NTU			06/13/14 05:13	1
Field Dissolved Oxygen	2.0				mg/L			06/13/14 05:13	1

Surrogate Summary

Client: Waste Management
Project/Site: FL26|Vista

TestAmerica Job ID: 280-56612-1

Method: 8260B - Volatile Organic Compounds (GC/MS)

Matrix: Water **Prep Type: Total/NA**

		Percent Surrogate Recovery (Acceptance Limits)			
		12DCE	TOL	BFB	DBFM
Lab Sample ID	Client Sample ID	(70-127)	(80-125)	(78-120)	(77-120)
280-56612-1	MW-1A	98	99	104	102
280-56612-1 MS	MW-1A	102	92	103	98
280-56612-1 MSD	MW-1A	95	89	98	93
280-56612-2	MW-7A	102	96	100	107
280-56612-3	MW-7B	102	92	105	104
280-56612-4	MW-5A	103	94	101	104
280-56612-5	MW-5B	107	92	98	107
280-56612-6	MW-3A	100	85	92	99
280-56612-7	MW-3B	107	90	104	108
280-56612-8	MW-FL1	110	91	101	109
280-56612-9	MW-FL3	100	88	97	102
280-56612-10	TRIP BLANK	101	88	99	102
280-56612-11	MW-1B	100	86	98	100
280-56638-2	MW-6AR	105	90	101	106
280-56638-3	MW-6BR	104	93	99	107
280-56638-4	MW-4A	102	87	100	104
280-56638-5	MW-4B	103	85	96	107
280-56638-6	MW-FL2R	104	82	102	106
280-56638-7	MW-2AR	102	88	103	103
280-56638-8	MW-2B	102	88	102	105
280-56638-9	MW-8R	98	83	95	99
280-56638-10	TRIP BLANK1	104	87	105	107
LCS 280-231464/4	Lab Control Sample	104	90	101	101
MB 280-231464/6	Method Blank	104	87	103	103

Surrogate Legend

12DCE = 1,2-Dichloroethane-d4 (Surr)
TOL = Toluene-d8 (Surr)
BFB = 4-Bromofluorobenzene (Surr)
DBFM = Dibromofluoromethane (Surr)

Method: 8011 - EDB, DBCP, and 1,2,3-TCP (GC)

Matrix: Water **Prep Type: Total/NA**

		Percent Surrogate Recovery (Acceptance Limits)
		12DBP2
Lab Sample ID	Client Sample ID	(70-130)
280-56612-1	MW-1A	95
280-56612-2	MW-7A	94
280-56612-3	MW-7B	100
280-56612-4	MW-5A	99
280-56612-5	MW-5B	104
280-56612-6	MW-3A	104
280-56612-7	MW-3B	102
280-56612-9	MW-FL3	103
280-56612-11	MW-1B	101
280-56638-2	MW-6AR	102
280-56638-3	MW-6BR	99
280-56638-4	MW-4A	102

Surrogate Summary

Client: Waste Management
Project/Site: FL26|Vista

TestAmerica Job ID: 280-56612-1

Method: 8011 - EDB, DBCP, and 1,2,3-TCP (GC) (Continued)

Matrix: Water **Prep Type: Total/NA**

		Percent Surrogate Recovery (Acceptance Limits)							
Lab Sample ID	Client Sample ID	12DBP2 (70-130)							
280-56638-5	MW-4B	101							
280-56638-6	MW-FL2R	100							
280-56638-7	MW-2AR	108							
280-56638-8	MW-2B	100							
280-56638-9	MW-8R	100							
280-56638-11	MW-FL1	101							
LCS 280-231588/2-A	Lab Control Sample	93							
LCS 280-231908/2-A	Lab Control Sample	100							
LCSD 280-231588/3-A	Lab Control Sample Dup	93							
LCSD 280-231908/3-A	Lab Control Sample Dup	100							
MB 280-231588/4-A	Method Blank	95							
MB 280-231908/4-A	Method Blank	103							

Surrogate Legend

12DBP = 1,2-Dibromopropane

Method: 8260B - Volatile Organic Compounds (GC/MS)

Lab Sample ID: MB 280-231464/6
Matrix: Water
Analysis Batch: 231464

Client Sample ID: Method Blank
Prep Type: Total/NA

Analyte	MB Result	MB Qualifier	RL	MDL	Unit	D	Prepared	Analyzed	Dil Fac
Acetone	1.9	U	20	1.9	ug/L			06/23/14 13:19	1
Acrylonitrile	1.4	U	20	1.4	ug/L			06/23/14 13:19	1
Benzene	0.16	U	1.0	0.16	ug/L			06/23/14 13:19	1
Bromochloromethane	0.10	U	1.0	0.10	ug/L			06/23/14 13:19	1
Bromodichloromethane	0.17	U	1.0	0.17	ug/L			06/23/14 13:19	1
Bromoform	0.19	U	1.0	0.19	ug/L			06/23/14 13:19	1
Bromomethane	0.21	U	2.0	0.21	ug/L			06/23/14 13:19	1
Carbon disulfide	0.45	U	2.0	0.45	ug/L			06/23/14 13:19	1
Carbon tetrachloride	0.19	U	1.0	0.19	ug/L			06/23/14 13:19	1
Chlorobenzene	0.17	U	1.0	0.17	ug/L			06/23/14 13:19	1
Dibromochloromethane	0.17	U	1.0	0.17	ug/L			06/23/14 13:19	1
Chloroethane	0.41	U	2.0	0.41	ug/L			06/23/14 13:19	1
Chloroform	0.16	U	1.0	0.16	ug/L			06/23/14 13:19	1
Dibromomethane	0.17	U	1.0	0.17	ug/L			06/23/14 13:19	1
1,2-Dichlorobenzene	0.15	U	1.0	0.15	ug/L			06/23/14 13:19	1
1,4-Dichlorobenzene	0.16	U	1.0	0.16	ug/L			06/23/14 13:19	1
trans-1,4-Dichloro-2-butene	0.80	U	3.0	0.80	ug/L			06/23/14 13:19	1
1,1-Dichloroethane	0.22	U	1.0	0.22	ug/L			06/23/14 13:19	1
1,2-Dichloroethane	0.13	U	1.0	0.13	ug/L			06/23/14 13:19	1
cis-1,2-Dichloroethene	0.15	U	1.0	0.15	ug/L			06/23/14 13:19	1
trans-1,2-Dichloroethene	0.15	U	1.0	0.15	ug/L			06/23/14 13:19	1
1,1-Dichloroethene	0.23	U	1.0	0.23	ug/L			06/23/14 13:19	1
1,2-Dichloropropane	0.18	U	1.0	0.18	ug/L			06/23/14 13:19	1
cis-1,3-Dichloropropene	0.16	U	1.0	0.16	ug/L			06/23/14 13:19	1
trans-1,3-Dichloropropene	0.19	U	3.0	0.19	ug/L			06/23/14 13:19	1
Ethylbenzene	0.16	U	1.0	0.16	ug/L			06/23/14 13:19	1
2-Hexanone	1.7	U	5.0	1.7	ug/L			06/23/14 13:19	1
Iodomethane	0.23	U	1.0	0.23	ug/L			06/23/14 13:19	1
Methylene Chloride	0.32	U	2.0	0.32	ug/L			06/23/14 13:19	1
4-Methyl-2-pentanone (MIBK)	0.98	U	5.0	0.98	ug/L			06/23/14 13:19	1
Styrene	0.17	U	1.0	0.17	ug/L			06/23/14 13:19	1
1,1,1,2-Tetrachloroethane	0.21	U	1.0	0.21	ug/L			06/23/14 13:19	1
1,1,2,2-Tetrachloroethane	0.21	U	1.0	0.21	ug/L			06/23/14 13:19	1
Tetrachloroethene	0.20	U	1.0	0.20	ug/L			06/23/14 13:19	1
1,1,1-Trichloroethane	0.16	U	1.0	0.16	ug/L			06/23/14 13:19	1
1,1,2-Trichloroethane	0.27	U	1.0	0.27	ug/L			06/23/14 13:19	1
Trichloroethene	0.16	U	1.0	0.16	ug/L			06/23/14 13:19	1
Trichlorofluoromethane	0.29	U	2.0	0.29	ug/L			06/23/14 13:19	1
1,2,3-Trichloropropane	0.33	U	2.5	0.33	ug/L			06/23/14 13:19	1
Vinyl acetate	0.94	U	3.0	0.94	ug/L			06/23/14 13:19	1
Vinyl chloride	0.10	U	1.0	0.10	ug/L			06/23/14 13:19	1
Xylenes (total)	0.19	U	2.0	0.19	ug/L			06/23/14 13:19	1
Chloromethane	0.30	U	2.0	0.30	ug/L			06/23/14 13:19	1
2-Butanone (MEK)	2.0	U	6.0	2.0	ug/L			06/23/14 13:19	1
Toluene	0.17	U	1.0	0.17	ug/L			06/23/14 13:19	1

Method: 8260B - Volatile Organic Compounds (GC/MS) (Continued)

Lab Sample ID: MB 280-231464/6
Matrix: Water
Analysis Batch: 231464

Client Sample ID: Method Blank
Prep Type: Total/NA

Surrogate	MB %Recovery	MB Qualifier	Limits	Prepared	Analyzed	Dil Fac
1,2-Dichloroethane-d4 (Surr)	104		70 - 127		06/23/14 13:19	1
Toluene-d8 (Surr)	87		80 - 125		06/23/14 13:19	1
4-Bromofluorobenzene (Surr)	103		78 - 120		06/23/14 13:19	1
Dibromofluoromethane (Surr)	103		77 - 120		06/23/14 13:19	1

Lab Sample ID: LCS 280-231464/4
Matrix: Water
Analysis Batch: 231464

Client Sample ID: Lab Control Sample
Prep Type: Total/NA

Analyte	Spike Added	LCS Result	LCS Qualifier	Unit	D	%Rec	%Rec. Limits
Benzene	5.00	4.55		ug/L		91	74 - 135
Bromodichloromethane	5.00	5.31		ug/L		106	73 - 135
Carbon tetrachloride	5.00	5.69		ug/L		114	67 - 135
Chlorobenzene	5.00	4.38		ug/L		88	76 - 135
Chloroform	5.00	5.34		ug/L		107	76 - 120
1,4-Dichlorobenzene	5.00	4.44		ug/L		89	75 - 135
1,1-Dichloroethane	5.00	5.36		ug/L		107	75 - 135
trans-1,2-Dichloroethene	5.00	4.54		ug/L		91	75 - 135
1,1-Dichloroethene	5.00	3.82		ug/L		76	71 - 136
1,2-Dichloropropane	5.00	4.64		ug/L		93	71 - 120
Ethylbenzene	5.00	4.06		ug/L		81	72 - 120
Methylene Chloride	5.00	4.73		ug/L		95	54 - 141
Tetrachloroethene	5.00	4.18		ug/L		84	70 - 135
1,1,1-Trichloroethane	5.00	5.35		ug/L		107	70 - 135
Trichloroethene	5.00	4.53		ug/L		91	73 - 135
Toluene	5.00	4.58		ug/L		92	73 - 120

Surrogate	LCS %Recovery	LCS Qualifier	Limits
1,2-Dichloroethane-d4 (Surr)	104		70 - 127
Toluene-d8 (Surr)	90		80 - 125
4-Bromofluorobenzene (Surr)	101		78 - 120
Dibromofluoromethane (Surr)	101		77 - 120

Lab Sample ID: 280-56612-1 MS
Matrix: Water
Analysis Batch: 231464

Client Sample ID: MW-1A
Prep Type: Total/NA

Analyte	Sample Result	Sample Qualifier	Spike Added	MS Result	MS Qualifier	Unit	D	%Rec	%Rec. Limits
Benzene	0.16	U	5.00	4.66		ug/L		93	74 - 135
Bromodichloromethane	0.17	U	5.00	5.24		ug/L		105	73 - 135
Carbon tetrachloride	0.19	U	5.00	6.09		ug/L		122	67 - 135
Chlorobenzene	0.17	U	5.00	4.66		ug/L		93	76 - 135
Chloroform	0.17	I	5.00	5.55		ug/L		108	76 - 120
1,4-Dichlorobenzene	0.16	U	5.00	4.59		ug/L		92	75 - 135
1,1-Dichloroethane	0.22	U	5.00	5.43		ug/L		109	75 - 135
trans-1,2-Dichloroethene	0.15	U	5.00	4.62		ug/L		92	75 - 135
1,1-Dichloroethene	0.23	U	5.00	4.18		ug/L		84	71 - 136
1,2-Dichloropropane	0.18	U	5.00	4.68		ug/L		94	71 - 120

Method: 8260B - Volatile Organic Compounds (GC/MS) (Continued)

Lab Sample ID: 280-56612-1 MS
Matrix: Water
Analysis Batch: 231464

Client Sample ID: MW-1A
Prep Type: Total/NA

Analyte	Sample Result	Sample Qualifier	Spike Added	MS Result	MS Qualifier	Unit	D	%Rec	%Rec. Limits
Ethylbenzene	0.16	U	5.00	4.28		ug/L		86	72 - 120
Methylene Chloride	0.32	U	5.00	4.84		ug/L		97	54 - 141
Tetrachloroethene	0.20	U	5.00	4.54		ug/L		91	70 - 135
1,1,1-Trichloroethane	0.16	U	5.00	5.65		ug/L		113	70 - 135
Trichloroethene	0.16	U	5.00	4.66		ug/L		93	73 - 135
Toluene	0.17	U	5.00	4.86		ug/L		97	73 - 120

Surrogate	*MS %Recovery*	*MS Qualifier*	*Limits*
1,2-Dichloroethane-d4 (Surr)	*102*		*70 - 127*
Toluene-d8 (Surr)	*92*		*80 - 125*
4-Bromofluorobenzene (Surr)	*103*		*78 - 120*
Dibromofluoromethane (Surr)	*98*		*77 - 120*

Lab Sample ID: 280-56612-1 MSD
Matrix: Water
Analysis Batch: 231464

Client Sample ID: MW-1A
Prep Type: Total/NA

Analyte	Sample Result	Sample Qualifier	Spike Added	MSD Result	MSD Qualifier	Unit	D	%Rec	%Rec. Limits	RPD	RPD Limit
Benzene	0.16	U	5.00	4.31		ug/L		86	74 - 135	8	20
Bromodichloromethane	0.17	U	5.00	4.88		ug/L		98	73 - 135	7	20
Carbon tetrachloride	0.19	U	5.00	5.48		ug/L		110	67 - 135	11	21
Chlorobenzene	0.17	U	5.00	4.28		ug/L		86	76 - 135	9	20
Chloroform	0.17	I	5.00	5.12		ug/L		99	76 - 120	8	20
1,4-Dichlorobenzene	0.16	U	5.00	4.28		ug/L		86	75 - 135	7	23
1,1-Dichloroethane	0.22	U	5.00	4.96		ug/L		99	75 - 135	9	21
trans-1,2-Dichloroethene	0.15	U	5.00	4.33		ug/L		87	75 - 135	7	24
1,1-Dichloroethene	0.23	U	5.00	3.84		ug/L		77	71 - 136	8	20
1,2-Dichloropropane	0.18	U	5.00	4.40		ug/L		88	71 - 120	6	20
Ethylbenzene	0.16	U	5.00	4.05		ug/L		81	72 - 120	6	26
Methylene Chloride	0.32	U	5.00	4.78		ug/L		96	54 - 141	1	20
Tetrachloroethene	0.20	U	5.00	4.24		ug/L		85	70 - 135	7	20
1,1,1-Trichloroethane	0.16	U	5.00	5.05		ug/L		101	70 - 135	11	20
Trichloroethene	0.16	U	5.00	4.30		ug/L		86	73 - 135	8	20
Toluene	0.17	U	5.00	4.48		ug/L		90	73 - 120	8	20

Surrogate	*MSD %Recovery*	*MSD Qualifier*	*Limits*
1,2-Dichloroethane-d4 (Surr)	*95*		*70 - 127*
Toluene-d8 (Surr)	*89*		*80 - 125*
4-Bromofluorobenzene (Surr)	*98*		*78 - 120*
Dibromofluoromethane (Surr)	*93*		*77 - 120*

Method: 8011 - EDB, DBCP, and 1,2,3-TCP (GC)

Lab Sample ID: MB 280-231588/4-A — **Client Sample ID: Method Blank**
Matrix: Water — **Prep Type: Total/NA**
Analysis Batch: 231608 — **Prep Batch: 231588**

Analyte	MB Result	MB Qualifier	RL	MDL	Unit	D	Prepared	Analyzed	Dil Fac
1,2-Dibromoethane	0.0037	U	0.020	0.0037	ug/L		06/23/14 13:53	06/23/14 20:05	1
1,2-Dibromo-3-Chloropropane	0.0068	U	0.020	0.0068	ug/L		06/23/14 13:53	06/23/14 20:05	1

Surrogate	*MB %Recovery*	*MB Qualifier*	*Limits*	*Prepared*	*Analyzed*	*Dil Fac*
1,2-Dibromopropane	*95*		*70 - 130*	*06/23/14 13:53*	*06/23/14 20:05*	*1*

Lab Sample ID: LCS 280-231588/2-A — **Client Sample ID: Lab Control Sample**
Matrix: Water — **Prep Type: Total/NA**
Analysis Batch: 231608 — **Prep Batch: 231588**

Analyte	Spike Added	LCS Result	LCS Qualifier	Unit	D	%Rec	%Rec. Limits
1,2-Dibromoethane	0.250	0.213		ug/L		85	70 - 130
1,2-Dibromo-3-Chloropropane	0.250	0.224		ug/L		89	70 - 130

Surrogate	*LCS %Recovery*	*LCS Qualifier*	*Limits*
1,2-Dibromopropane	*93*		*70 - 130*

Lab Sample ID: LCSD 280-231588/3-A — **Client Sample ID: Lab Control Sample Dup**
Matrix: Water — **Prep Type: Total/NA**
Analysis Batch: 231608 — **Prep Batch: 231588**

Analyte	Spike Added	LCSD Result	LCSD Qualifier	Unit	D	%Rec	%Rec. Limits	RPD	RPD Limit
1,2-Dibromoethane	0.250	0.219		ug/L		88	70 - 130	3	10
1,2-Dibromo-3-Chloropropane	0.250	0.231		ug/L		92	70 - 130	3	10

Surrogate	*LCSD %Recovery*	*LCSD Qualifier*	*Limits*
1,2-Dibromopropane	*93*		*70 - 130*

Lab Sample ID: MB 280-231908/4-A — **Client Sample ID: Method Blank**
Matrix: Water — **Prep Type: Total/NA**
Analysis Batch: 231911 — **Prep Batch: 231908**

Analyte	MB Result	MB Qualifier	RL	MDL	Unit	D	Prepared	Analyzed	Dil Fac
1,2-Dibromoethane	0.0037	U	0.020	0.0037	ug/L		06/25/14 14:14	06/25/14 18:03	1
1,2-Dibromo-3-Chloropropane	0.0068	U	0.020	0.0068	ug/L		06/25/14 14:14	06/25/14 18:03	1

Surrogate	*MB %Recovery*	*MB Qualifier*	*Limits*	*Prepared*	*Analyzed*	*Dil Fac*
1,2-Dibromopropane	*103*		*70 - 130*	*06/25/14 14:14*	*06/25/14 18:03*	*1*

Lab Sample ID: LCS 280-231908/2-A — **Client Sample ID: Lab Control Sample**
Matrix: Water — **Prep Type: Total/NA**
Analysis Batch: 231911 — **Prep Batch: 231908**

Analyte	Spike Added	LCS Result	LCS Qualifier	Unit	D	%Rec	%Rec. Limits
1,2-Dibromoethane	0.250	0.223		ug/L		89	70 - 130
1,2-Dibromo-3-Chloropropane	0.250	0.247		ug/L		99	70 - 130

Method: 8011 - EDB, DBCP, and 1,2,3-TCP (GC) (Continued)

Lab Sample ID: LCS 280-231908/2-A
Matrix: Water
Analysis Batch: 231911

Client Sample ID: Lab Control Sample
Prep Type: Total/NA
Prep Batch: 231908

Surrogate	*LCS %Recovery*	*LCS Qualifier*	*Limits*
1,2-Dibromopropane	*100*		*70 - 130*

Lab Sample ID: LCSD 280-231908/3-A
Matrix: Water
Analysis Batch: 231911

Client Sample ID: Lab Control Sample Dup
Prep Type: Total/NA
Prep Batch: 231908

Analyte	Spike Added	LCSD Result	LCSD Qualifier	Unit	D	%Rec	%Rec. Limits	RPD	RPD Limit
1,2-Dibromoethane	0.250	0.228		ug/L		91	70 - 130	2	10
1,2-Dibromo-3-Chloropropane	0.250	0.250		ug/L		100	70 - 130	1	10

Surrogate	*LCSD %Recovery*	*LCSD Qualifier*	*Limits*
1,2-Dibromopropane	*100*		*70 - 130*

Method: 6010B - Metals (ICP)

Lab Sample ID: MB 280-230282/1-A
Matrix: Water
Analysis Batch: 231403

Client Sample ID: Method Blank
Prep Type: Total Recoverable
Prep Batch: 230282

Analyte	MB Result	MB Qualifier	RL	MDL	Unit	D	Prepared	Analyzed	Dil Fac
Aluminum	18	U	100	18	ug/L		06/16/14 07:30	06/20/14 23:50	1
Barium	0.58	U	10	0.58	ug/L		06/16/14 07:30	06/20/14 23:50	1
Cadmium	0.45	U	5.0	0.45	ug/L		06/16/14 07:30	06/20/14 23:50	1
Cobalt	1.2	U	10	1.2	ug/L		06/16/14 07:30	06/20/14 23:50	1
Chromium	0.66	U	10	0.66	ug/L		06/16/14 07:30	06/20/14 23:50	1
Copper	1.4	U	15	1.4	ug/L		06/16/14 07:30	06/20/14 23:50	1
Nickel	1.3	U	40	1.3	ug/L		06/16/14 07:30	06/20/14 23:50	1
Lead	2.6	U	9.0	2.6	ug/L		06/16/14 07:30	06/20/14 23:50	1
Selenium	4.9	U	15	4.9	ug/L		06/16/14 07:30	06/20/14 23:50	1
Iron	22	U	100	22	ug/L		06/16/14 07:30	06/20/14 23:50	1
Vanadium	1.1	U	10	1.1	ug/L		06/16/14 07:30	06/20/14 23:50	1
Zinc	4.5	U	20	4.5	ug/L		06/16/14 07:30	06/20/14 23:50	1
Silver	0.93	U	10	0.93	ug/L		06/16/14 07:30	06/20/14 23:50	1
Manganese	0.25	U	10	0.25	ug/L		06/16/14 07:30	06/20/14 23:50	1
Sodium	0.187	I	1.0	0.092	mg/L		06/16/14 07:30	06/20/14 23:50	1

Lab Sample ID: LCS 280-230282/2-A
Matrix: Water
Analysis Batch: 231403

Client Sample ID: Lab Control Sample
Prep Type: Total Recoverable
Prep Batch: 230282

Analyte	Spike Added	LCS Result	LCS Qualifier	Unit	D	%Rec	%Rec. Limits
Aluminum	2000	2080		ug/L		104	87 - 111
Barium	2000	2170		ug/L		109	90 - 112
Cadmium	100	117	J3	ug/L		117	88 - 111
Cobalt	500	544		ug/L		109	89 - 111
Chromium	200	221		ug/L		110	90 - 113
Copper	250	275		ug/L		110	86 - 112
Nickel	500	536		ug/L		107	89 - 111

Method: 6010B - Metals (ICP) (Continued)

Lab Sample ID: LCS 280-230282/2-A — **Client Sample ID: Lab Control Sample**
Matrix: Water — **Prep Type: Total Recoverable**
Analysis Batch: 231403 — **Prep Batch: 230282**

Analyte	Spike Added	LCS Result	LCS Qualifier	Unit	D	%Rec	%Rec. Limits
Lead	500	540		ug/L		108	89 - 110
Selenium	2000	2200		ug/L		110	85 - 112
Iron	1000	976		ug/L		98	89 - 115
Vanadium	500	515		ug/L		103	90 - 111
Zinc	500	506		ug/L		101	85 - 111
Silver	50.0	57.1		ug/L		114	86 - 115
Manganese	500	511		ug/L		102	90 - 110

Lab Sample ID: LCS 280-230282/2-A — **Client Sample ID: Lab Control Sample**
Matrix: Water — **Prep Type: Total Recoverable**
Analysis Batch: 231814 — **Prep Batch: 230282**

Analyte	Spike Added	LCS Result	LCS Qualifier	Unit	D	%Rec	%Rec. Limits
Sodium	50.0	54.1		mg/L		108	90 - 115

Lab Sample ID: 280-56612-1 MS — **Client Sample ID: MW-1A**
Matrix: Water — **Prep Type: Total Recoverable**
Analysis Batch: 231403 — **Prep Batch: 230282**

Analyte	Sample Result	Sample Qualifier	Spike Added	MS Result	MS Qualifier	Unit	D	%Rec	%Rec. Limits
Aluminum	240		2000	2510		ug/L		113	83 - 119
Barium	26		2000	2220		ug/L		110	85 - 120
Cadmium	0.50	I J3	100	115		ug/L		114	82 - 119
Cobalt	2.4	I	500	528		ug/L		105	82 - 119
Chromium	1.7	I	200	217		ug/L		108	73 - 135
Copper	2.8	I	250	267		ug/L		106	82 - 129
Nickel	4.5	I	500	523		ug/L		104	84 - 120
Lead	2.6	U	500	521		ug/L		104	89 - 121
Selenium	4.9	U	2000	2110		ug/L		105	71 - 140
Iron	150		1000	1150		ug/L		100	52 - 155
Vanadium	1.1	U	500	501		ug/L		100	85 - 120
Zinc	4.5	U	500	485		ug/L		97	60 - 137
Silver	0.93	U	50.0	55.2		ug/L		110	75 - 141
Manganese	14		500	505		ug/L		98	79 - 121
Sodium	7.9		50.0	66.5		mg/L		117	70 - 203

Lab Sample ID: 280-56612-1 MSD — **Client Sample ID: MW-1A**
Matrix: Water — **Prep Type: Total Recoverable**
Analysis Batch: 231403 — **Prep Batch: 230282**

Analyte	Sample Result	Sample Qualifier	Spike Added	MSD Result	MSD Qualifier	Unit	D	%Rec	%Rec. Limits	RPD	RPD Limit
Aluminum	240		2000	2480		ug/L		112	83 - 119	1	20
Barium	26		2000	2130		ug/L		105	85 - 120	4	20
Cadmium	0.50	I J3	100	113		ug/L		113	82 - 119	1	20
Cobalt	2.4	I	500	523		ug/L		104	82 - 119	1	20
Chromium	1.7	I	200	215		ug/L		107	73 - 135	1	20
Copper	2.8	I	250	263		ug/L		104	82 - 129	2	20
Nickel	4.5	I	500	517		ug/L		103	84 - 120	1	20
Lead	2.6	U	500	514		ug/L		103	89 - 121	1	20

Method: 6010B - Metals (ICP) (Continued)

Lab Sample ID: 280-56612-1 MSD — **Client Sample ID: MW-1A**
Matrix: Water — **Prep Type: Total Recoverable**
Analysis Batch: 231403 — **Prep Batch: 230282**

Analyte	Sample Result	Sample Qualifier	Spike Added	MSD Result	MSD Qualifier	Unit	D	%Rec	%Rec. Limits	RPD	RPD Limit
Selenium	4.9	U	2000	2100		ug/L		105	71 - 140	0	20
Iron	150		1000	1100		ug/L		96	52 - 155	4	20
Vanadium	1.1	U	500	495		ug/L		99	85 - 120	1	20
Zinc	4.5	U	500	481		ug/L		96	60 - 137	1	20
Silver	0.93	U	50.0	54.5		ug/L		109	75 - 141	1	20
Manganese	14		500	501		ug/L		97	79 - 121	1	20
Sodium	7.9		50.0	64.6		mg/L		113	70 - 203	3	20

Lab Sample ID: MB 280-230338/1-A — **Client Sample ID: Method Blank**
Matrix: Water — **Prep Type: Total Recoverable**
Analysis Batch: 231404 — **Prep Batch: 230338**

Analyte	MB Result	MB Qualifier	RL	MDL	Unit	D	Prepared	Analyzed	Dil Fac
Aluminum	18	U	100	18	ug/L		06/16/14 13:00	06/20/14 18:57	1
Barium	0.950	I	10	0.58	ug/L		06/16/14 13:00	06/20/14 18:57	1
Cadmium	0.45	U	5.0	0.45	ug/L		06/16/14 13:00	06/20/14 18:57	1
Cobalt	1.2	U	10	1.2	ug/L		06/16/14 13:00	06/20/14 18:57	1
Chromium	0.66	U	10	0.66	ug/L		06/16/14 13:00	06/20/14 18:57	1
Copper	1.4	U	15	1.4	ug/L		06/16/14 13:00	06/20/14 18:57	1
Nickel	1.3	U	40	1.3	ug/L		06/16/14 13:00	06/20/14 18:57	1
Lead	2.6	U	9.0	2.6	ug/L		06/16/14 13:00	06/20/14 18:57	1
Selenium	4.9	U	15	4.9	ug/L		06/16/14 13:00	06/20/14 18:57	1
Iron	22	U	100	22	ug/L		06/16/14 13:00	06/20/14 18:57	1
Vanadium	1.1	U	10	1.1	ug/L		06/16/14 13:00	06/20/14 18:57	1
Zinc	4.5	U	20	4.5	ug/L		06/16/14 13:00	06/20/14 18:57	1
Silver	1.38	I	10	0.93	ug/L		06/16/14 13:00	06/20/14 18:57	1
Manganese	0.440	I	10	0.25	ug/L		06/16/14 13:00	06/20/14 18:57	1
Sodium	0.092	U	1.0	0.092	mg/L		06/16/14 13:00	06/20/14 18:57	1

Lab Sample ID: LCS 280-230338/2-A — **Client Sample ID: Lab Control Sample**
Matrix: Water — **Prep Type: Total Recoverable**
Analysis Batch: 231404 — **Prep Batch: 230338**

Analyte	Spike Added	LCS Result	LCS Qualifier	Unit	D	%Rec	%Rec. Limits
Aluminum	2000	2030		ug/L		102	87 - 111
Barium	2000	2110		ug/L		106	90 - 112
Cadmium	100	114	J3	ug/L		114	88 - 111
Cobalt	500	529		ug/L		106	89 - 111
Chromium	200	216		ug/L		108	90 - 113
Copper	250	267		ug/L		107	86 - 112
Nickel	500	523		ug/L		105	89 - 111
Lead	500	524		ug/L		105	89 - 110
Selenium	2000	2140		ug/L		107	85 - 112
Iron	1000	953		ug/L		95	89 - 115
Vanadium	500	501		ug/L		100	90 - 111
Zinc	500	486		ug/L		97	85 - 111
Silver	50.0	55.1		ug/L		110	86 - 115
Manganese	500	496		ug/L		99	90 - 110
Sodium	50.0	54.9		mg/L		110	90 - 115

Method: 6010B - Metals (ICP) (Continued)

Lab Sample ID: 280-56638-3 MS — **Client Sample ID: MW-6BR**
Matrix: Water — **Prep Type: Total Recoverable**
Analysis Batch: 231404 — **Prep Batch: 230338**

Analyte	Sample Result	Sample Qualifier	Spike Added	MS Result	MS Qualifier	Unit	D	%Rec	%Rec. Limits
Aluminum	190		2000	2360		ug/L		109	83 - 119
Barium	9.7	I	2000	2220		ug/L		110	85 - 120
Cadmium	0.45	U J3	100	119		ug/L		119	82 - 119
Cobalt	1.2	U	500	542		ug/L		108	82 - 119
Chromium	7.6	I	200	231		ug/L		112	73 - 135
Copper	1.5	I	250	278		ug/L		111	82 - 129
Nickel	2.0	I	500	537		ug/L		107	84 - 120
Lead	2.6	U	500	539		ug/L		108	89 - 121
Selenium	4.9	U	2000	2230		ug/L		112	71 - 140
Iron	160		1000	1200		ug/L		104	52 - 155
Vanadium	2.6	I	500	526		ug/L		105	85 - 120
Zinc	4.5	U	500	504		ug/L		101	60 - 137
Silver	0.93	U	50.0	57.6		ug/L		115	75 - 141
Manganese	15		500	530		ug/L		103	79 - 121
Sodium	8.5		50.0	66.4		mg/L		116	70 - 203

Lab Sample ID: 280-56638-3 MSD — **Client Sample ID: MW-6BR**
Matrix: Water — **Prep Type: Total Recoverable**
Analysis Batch: 231404 — **Prep Batch: 230338**

Analyte	Sample Result	Sample Qualifier	Spike Added	MSD Result	MSD Qualifier	Unit	D	%Rec	%Rec. Limits	RPD	RPD Limit
Aluminum	190		2000	2350		ug/L		108	83 - 119	1	20
Barium	9.7	I	2000	2140		ug/L		106	85 - 120	4	20
Cadmium	0.45	U J3	100	116		ug/L		116	82 - 119	3	20
Cobalt	1.2	U	500	528		ug/L		106	82 - 119	3	20
Chromium	7.6	I	200	226		ug/L		109	73 - 135	2	20
Copper	1.5	I	250	272		ug/L		108	82 - 129	2	20
Nickel	2.0	I	500	523		ug/L		104	84 - 120	3	20
Lead	2.6	U	500	525		ug/L		105	89 - 121	3	20
Selenium	4.9	U	2000	2180		ug/L		109	71 - 140	2	20
Iron	160		1000	1190		ug/L		103	52 - 155	1	20
Vanadium	2.6	I	500	517		ug/L		103	85 - 120	2	20
Zinc	4.5	U	500	494		ug/L		99	60 - 137	2	20
Silver	0.93	U	50.0	56.1		ug/L		112	75 - 141	3	20
Manganese	15		500	519		ug/L		101	79 - 121	2	20
Sodium	8.5		50.0	63.8		mg/L		111	70 - 203	4	20

Method: 6020 - Metals (ICP/MS)

Lab Sample ID: MB 280-230283/1-A — **Client Sample ID: Method Blank**
Matrix: Water — **Prep Type: Total Recoverable**
Analysis Batch: 230582 — **Prep Batch: 230283**

Analyte	MB Result	MB Qualifier	RL	MDL	Unit	D	Prepared	Analyzed	Dil Fac
Antimony	0.40	U	2.0	0.40	ug/L		06/16/14 07:30	06/17/14 08:16	1
Arsenic	0.33	U	5.0	0.33	ug/L		06/16/14 07:30	06/17/14 08:16	1
Beryllium	0.080	U	1.0	0.080	ug/L		06/16/14 07:30	06/17/14 08:16	1
Thallium	0.0600	I	1.0	0.050	ug/L		06/16/14 07:30	06/17/14 08:16	1

Method: 6020 - Metals (ICP/MS) (Continued)

Lab Sample ID: LCS 280-230283/2-A — **Client Sample ID: Lab Control Sample**
Matrix: Water — **Prep Type: Total Recoverable**
Analysis Batch: 230582 — **Prep Batch: 230283**

Analyte	Spike Added	LCS Result	LCS Qualifier	Unit	D	%Rec	%Rec. Limits
Antimony	40.0	38.7		ug/L		97	85 - 115
Arsenic	40.0	39.9		ug/L		100	85 - 117
Beryllium	40.0	39.7		ug/L		99	80 - 125
Thallium	40.0	42.5		ug/L		106	85 - 118

Lab Sample ID: 280-56612-2 MS — **Client Sample ID: MW-7A**
Matrix: Water — **Prep Type: Total Recoverable**
Analysis Batch: 230582 — **Prep Batch: 230283**

Analyte	Sample Result	Sample Qualifier	Spike Added	MS Result	MS Qualifier	Unit	D	%Rec	%Rec. Limits
Antimony	0.40	U	40.0	37.1		ug/L		93	85 - 115
Arsenic	0.33	U	40.0	39.4		ug/L		98	85 - 117
Beryllium	0.080	U	40.0	40.7		ug/L		102	80 - 125
Thallium	0.13	I V	40.0	41.1		ug/L		102	85 - 118

Lab Sample ID: 280-56612-2 MSD — **Client Sample ID: MW-7A**
Matrix: Water — **Prep Type: Total Recoverable**
Analysis Batch: 230582 — **Prep Batch: 230283**

Analyte	Sample Result	Sample Qualifier	Spike Added	MSD Result	MSD Qualifier	Unit	D	%Rec	%Rec. Limits	RPD	RPD Limit
Antimony	0.40	U	40.0	38.4		ug/L		96	85 - 115	3	20
Arsenic	0.33	U	40.0	40.7		ug/L		102	85 - 117	3	20
Beryllium	0.080	U	40.0	41.9		ug/L		105	80 - 125	3	20
Thallium	0.13	I V	40.0	42.0		ug/L		105	85 - 118	2	20

Lab Sample ID: MB 280-230337/1-A — **Client Sample ID: Method Blank**
Matrix: Water — **Prep Type: Total Recoverable**
Analysis Batch: 230738 — **Prep Batch: 230337**

Analyte	MB Result	MB Qualifier	RL	MDL	Unit	D	Prepared	Analyzed	Dil Fac
Antimony	0.40	U	2.0	0.40	ug/L		06/16/14 13:00	06/18/14 02:58	1
Arsenic	0.33	U	5.0	0.33	ug/L		06/16/14 13:00	06/18/14 02:58	1
Beryllium	0.080	U	1.0	0.080	ug/L		06/16/14 13:00	06/18/14 02:58	1
Thallium	0.050	U	1.0	0.050	ug/L		06/16/14 13:00	06/18/14 02:58	1

Lab Sample ID: LCS 280-230337/2-A — **Client Sample ID: Lab Control Sample**
Matrix: Water — **Prep Type: Total Recoverable**
Analysis Batch: 230738 — **Prep Batch: 230337**

Analyte	Spike Added	LCS Result	LCS Qualifier	Unit	D	%Rec	%Rec. Limits
Antimony	40.0	39.4		ug/L		99	85 - 115
Arsenic	40.0	43.1		ug/L		108	85 - 117
Beryllium	40.0	40.1		ug/L		100	80 - 125
Thallium	40.0	44.0		ug/L		110	85 - 118

Method: 6020 - Metals (ICP/MS) (Continued)

Lab Sample ID: 280-56638-2 MS — **Client Sample ID: MW-6AR**
Matrix: Water — **Prep Type: Total Recoverable**
Analysis Batch: 230738 — **Prep Batch: 230337**

Analyte	Sample Result	Sample Qualifier	Spike Added	MS Result	MS Qualifier	Unit	D	%Rec	%Rec. Limits
Antimony	0.40	U	40.0	38.6		ug/L		97	85 - 115
Arsenic	0.33	U	40.0	41.8		ug/L		105	85 - 117
Beryllium	0.080	U	40.0	39.8		ug/L		100	80 - 125
Thallium	0.052	I	40.0	42.3		ug/L		106	85 - 118

Lab Sample ID: 280-56638-2 MSD — **Client Sample ID: MW-6AR**
Matrix: Water — **Prep Type: Total Recoverable**
Analysis Batch: 230738 — **Prep Batch: 230337**

Analyte	Sample Result	Sample Qualifier	Spike Added	MSD Result	MSD Qualifier	Unit	D	%Rec	%Rec. Limits	RPD	RPD Limit
Antimony	0.40	U	40.0	40.7		ug/L		102	85 - 115	5	20
Arsenic	0.33	U	40.0	44.6		ug/L		112	85 - 117	7	20
Beryllium	0.080	U	40.0	44.5		ug/L		111	80 - 125	11	20
Thallium	0.052	I	40.0	45.3		ug/L		113	85 - 118	7	20

Method: 7470A - Mercury (CVAA)

Lab Sample ID: MB 280-230406/1-A — **Client Sample ID: Method Blank**
Matrix: Water — **Prep Type: Total/NA**
Analysis Batch: 230603 — **Prep Batch: 230406**

Analyte	MB Result	MB Qualifier	RL	MDL	Unit	D	Prepared	Analyzed	Dil Fac
Mercury	0.027	U	0.20	0.027	ug/L		06/16/14 11:30	06/16/14 17:20	1

Lab Sample ID: LCS 280-230406/2-A — **Client Sample ID: Lab Control Sample**
Matrix: Water — **Prep Type: Total/NA**
Analysis Batch: 230603 — **Prep Batch: 230406**

Analyte	Spike Added	LCS Result	LCS Qualifier	Unit	D	%Rec	%Rec. Limits
Mercury	5.00	5.02		ug/L		100	84 - 120

Lab Sample ID: 280-56612-1 MS — **Client Sample ID: MW-1A**
Matrix: Water — **Prep Type: Total/NA**
Analysis Batch: 230603 — **Prep Batch: 230406**

Analyte	Sample Result	Sample Qualifier	Spike Added	MS Result	MS Qualifier	Unit	D	%Rec	%Rec. Limits
Mercury	0.027	U	5.00	4.99		ug/L		100	75 - 125

Lab Sample ID: 280-56612-1 MSD — **Client Sample ID: MW-1A**
Matrix: Water — **Prep Type: Total/NA**
Analysis Batch: 230603 — **Prep Batch: 230406**

Analyte	Sample Result	Sample Qualifier	Spike Added	MSD Result	MSD Qualifier	Unit	D	%Rec	%Rec. Limits	RPD	RPD Limit
Mercury	0.027	U	5.00	4.94		ug/L		99	75 - 125	1	20

Method: 7470A - Mercury (CVAA) (Continued)

Lab Sample ID: MB 280-230792/1-A — **Client Sample ID: Method Blank**
Matrix: Water — **Prep Type: Total/NA**
Analysis Batch: 231114 — **Prep Batch: 230792**

Analyte	MB Result	MB Qualifier	RL	MDL	Unit	D	Prepared	Analyzed	Dil Fac
Mercury	0.027	U	0.20	0.027	ug/L		06/18/14 11:30	06/18/14 15:34	1

Lab Sample ID: LCS 280-230792/2-A — **Client Sample ID: Lab Control Sample**
Matrix: Water — **Prep Type: Total/NA**
Analysis Batch: 231114 — **Prep Batch: 230792**

Analyte	Spike Added	LCS Result	LCS Qualifier	Unit	D	%Rec	%Rec. Limits
Mercury	5.00	5.17		ug/L		103	84 - 120

Lab Sample ID: 280-56638-9 MS — **Client Sample ID: MW-8R**
Matrix: Water — **Prep Type: Total/NA**
Analysis Batch: 231114 — **Prep Batch: 230792**

Analyte	Sample Result	Sample Qualifier	Spike Added	MS Result	MS Qualifier	Unit	D	%Rec	%Rec. Limits
Mercury	0.027	U	5.00	4.71		ug/L		94	75 - 125

Lab Sample ID: 280-56638-9 MSD — **Client Sample ID: MW-8R**
Matrix: Water — **Prep Type: Total/NA**
Analysis Batch: 231114 — **Prep Batch: 230792**

Analyte	Sample Result	Sample Qualifier	Spike Added	MSD Result	MSD Qualifier	Unit	D	%Rec	%Rec. Limits	RPD	RPD Limit
Mercury	0.027	U	5.00	4.72		ug/L		94	75 - 125	0	20

Method: 300.0 - Anions, Ion Chromatography

Lab Sample ID: MB 280-230129/45 — **Client Sample ID: Method Blank**
Matrix: Water — **Prep Type: Total/NA**
Analysis Batch: 230129

Analyte	MB Result	MB Qualifier	RL	MDL	Unit	D	Prepared	Analyzed	Dil Fac
Nitrate as N	0.042	U	0.50	0.042	mg/L			06/14/14 02:30	1

Lab Sample ID: MB 280-230129/6 — **Client Sample ID: Method Blank**
Matrix: Water — **Prep Type: Total/NA**
Analysis Batch: 230129

Analyte	MB Result	MB Qualifier	RL	MDL	Unit	D	Prepared	Analyzed	Dil Fac
Nitrate as N	0.042	U	0.50	0.042	mg/L			06/13/14 11:28	1

Lab Sample ID: LCS 280-230129/4 — **Client Sample ID: Lab Control Sample**
Matrix: Water — **Prep Type: Total/NA**
Analysis Batch: 230129

Analyte	Spike Added	LCS Result	LCS Qualifier	Unit	D	%Rec	%Rec. Limits
Nitrate as N	5.00	4.70		mg/L		94	90 - 110

Method: 300.0 - Anions, Ion Chromatography (Continued)

Lab Sample ID: LCS 280-230129/43 — **Client Sample ID: Lab Control Sample**
Matrix: Water — **Prep Type: Total/NA**
Analysis Batch: 230129

Analyte	Spike Added	LCS Result	LCS Qualifier	Unit	D	%Rec	%Rec. Limits
Nitrate as N	5.00	4.74		mg/L		95	90 - 110

Lab Sample ID: LCSD 280-230129/44 — **Client Sample ID: Lab Control Sample Dup**
Matrix: Water — **Prep Type: Total/NA**
Analysis Batch: 230129

Analyte	Spike Added	LCSD Result	LCSD Qualifier	Unit	D	%Rec	%Rec. Limits	RPD	RPD Limit
Nitrate as N	5.00	4.72		mg/L		94	90 - 110	0	10

Lab Sample ID: LCSD 280-230129/5 — **Client Sample ID: Lab Control Sample Dup**
Matrix: Water — **Prep Type: Total/NA**
Analysis Batch: 230129

Analyte	Spike Added	LCSD Result	LCSD Qualifier	Unit	D	%Rec	%Rec. Limits	RPD	RPD Limit
Nitrate as N	5.00	4.70		mg/L		94	90 - 110	0	10

Lab Sample ID: MRL 280-230129/3 — **Client Sample ID: Lab Control Sample**
Matrix: Water — **Prep Type: Total/NA**
Analysis Batch: 230129

Analyte	Spike Added	MRL Result	MRL Qualifier	Unit	D	%Rec	%Rec. Limits
Nitrate as N	0.200	0.215	I	mg/L		108	50 - 150

Lab Sample ID: 280-56612-3 MS — **Client Sample ID: MW-7B**
Matrix: Water — **Prep Type: Total/NA**
Analysis Batch: 230129

Analyte	Sample Result	Sample Qualifier	Spike Added	MS Result	MS Qualifier	Unit	D	%Rec	%Rec. Limits
Nitrate as N	0.099	I	5.00	4.98		mg/L		98	80 - 120

Lab Sample ID: 280-56612-3 MSD — **Client Sample ID: MW-7B**
Matrix: Water — **Prep Type: Total/NA**
Analysis Batch: 230129

Analyte	Sample Result	Sample Qualifier	Spike Added	MSD Result	MSD Qualifier	Unit	D	%Rec	%Rec. Limits	RPD	RPD Limit
Nitrate as N	0.099	I	5.00	5.06		mg/L		99	80 - 120	1	20

Lab Sample ID: 280-56612-11 MS — **Client Sample ID: MW-1B**
Matrix: Water — **Prep Type: Total/NA**
Analysis Batch: 230129

Analyte	Sample Result	Sample Qualifier	Spike Added	MS Result	MS Qualifier	Unit	D	%Rec	%Rec. Limits
Nitrate as N	0.19	I	5.00	4.98		mg/L		96	80 - 120

Lab Sample ID: 280-56612-11 MSD — **Client Sample ID: MW-1B**
Matrix: Water — **Prep Type: Total/NA**
Analysis Batch: 230129

Analyte	Sample Result	Sample Qualifier	Spike Added	MSD Result	MSD Qualifier	Unit	D	%Rec	%Rec. Limits	RPD	RPD Limit
Nitrate as N	0.19	I	5.00	5.00		mg/L		96	80 - 120	0	20

QC Sample Results

Client: Waste Management
Project/Site: FL26|Vista

TestAmerica Job ID: 280-56612-1

Lab Sample ID: 280-56612-3 DU — **Client Sample ID: MW-7B**
Matrix: Water — **Prep Type: Total/NA**
Analysis Batch: 230129

Analyte	Sample Result	Sample Qualifier		DU Result	DU Qualifier	Unit	D			RPD	RPD Limit
Nitrate as N	0.099	I		0.107	I	mg/L				8	15

Lab Sample ID: 280-56612-11 DU — **Client Sample ID: MW-1B**
Matrix: Water — **Prep Type: Total/NA**
Analysis Batch: 230129

Analyte	Sample Result	Sample Qualifier		DU Result	DU Qualifier	Unit	D			RPD	RPD Limit
Nitrate as N	0.19	I		0.191	I	mg/L				2	15

Lab Sample ID: MB 280-230130/45 — **Client Sample ID: Method Blank**
Matrix: Water — **Prep Type: Total/NA**
Analysis Batch: 230130

Analyte	MB Result	MB Qualifier	RL	MDL	Unit	D	Prepared	Analyzed	Dil Fac
Chloride	0.25	U	3.0	0.25	mg/L			06/14/14 02:30	1

Lab Sample ID: MB 280-230130/6 — **Client Sample ID: Method Blank**
Matrix: Water — **Prep Type: Total/NA**
Analysis Batch: 230130

Analyte	MB Result	MB Qualifier	RL	MDL	Unit	D	Prepared	Analyzed	Dil Fac
Chloride	0.25	U	3.0	0.25	mg/L			06/13/14 11:28	1

Lab Sample ID: LCS 280-230130/4 — **Client Sample ID: Lab Control Sample**
Matrix: Water — **Prep Type: Total/NA**
Analysis Batch: 230130

Analyte			Spike Added	LCS Result	LCS Qualifier	Unit	D	%Rec	%Rec. Limits		
Chloride			25.0	23.4		mg/L		94	90 - 110		

Lab Sample ID: LCS 280-230130/43 — **Client Sample ID: Lab Control Sample**
Matrix: Water — **Prep Type: Total/NA**
Analysis Batch: 230130

Analyte			Spike Added	LCS Result	LCS Qualifier	Unit	D	%Rec	%Rec. Limits		
Chloride			25.0	23.6		mg/L		94	90 - 110		

Lab Sample ID: LCSD 280-230130/44 — **Client Sample ID: Lab Control Sample Dup**
Matrix: Water — **Prep Type: Total/NA**
Analysis Batch: 230130

Analyte			Spike Added	LCSD Result	LCSD Qualifier	Unit	D	%Rec	%Rec. Limits	RPD	RPD Limit
Chloride			25.0	23.6		mg/L		94	90 - 110	0	10

Lab Sample ID: LCSD 280-230130/5 — **Client Sample ID: Lab Control Sample Dup**
Matrix: Water — **Prep Type: Total/NA**
Analysis Batch: 230130

Analyte			Spike Added	LCSD Result	LCSD Qualifier	Unit	D	%Rec	%Rec. Limits	RPD	RPD Limit
Chloride			25.0	23.4		mg/L		94	90 - 110	0	10

Method: 300.0 - Anions, Ion Chromatography (Continued)

Lab Sample ID: MRL 280-230130/3 — **Client Sample ID: Lab Control Sample**
Matrix: Water — **Prep Type: Total/NA**
Analysis Batch: 230130

Analyte			Spike Added	MRL Result	MRL Qualifier	Unit	D	%Rec	%Rec. Limits		
Chloride			1.00	1.14	I	mg/L		114	50 - 150		

Lab Sample ID: 280-56612-3 MS — **Client Sample ID: MW-7B**
Matrix: Water — **Prep Type: Total/NA**
Analysis Batch: 230130

Analyte	Sample Result	Sample Qualifier	Spike Added	MS Result	MS Qualifier	Unit	D	%Rec	%Rec. Limits		
Chloride	3.7		25.0	29.6		mg/L		103	80 - 120		

Lab Sample ID: 280-56612-3 MSD — **Client Sample ID: MW-7B**
Matrix: Water — **Prep Type: Total/NA**
Analysis Batch: 230130

Analyte	Sample Result	Sample Qualifier	Spike Added	MSD Result	MSD Qualifier	Unit	D	%Rec	%Rec. Limits	RPD	RPD Limit
Chloride	3.7		25.0	30.0		mg/L		105	80 - 120	1	20

Lab Sample ID: 280-56612-11 MS — **Client Sample ID: MW-1B**
Matrix: Water — **Prep Type: Total/NA**
Analysis Batch: 230130

Analyte	Sample Result	Sample Qualifier	Spike Added	MS Result	MS Qualifier	Unit	D	%Rec	%Rec. Limits		
Chloride	6.1		25.0	32.3		mg/L		105	80 - 120		

Lab Sample ID: 280-56612-11 MSD — **Client Sample ID: MW-1B**
Matrix: Water — **Prep Type: Total/NA**
Analysis Batch: 230130

Analyte	Sample Result	Sample Qualifier	Spike Added	MSD Result	MSD Qualifier	Unit	D	%Rec	%Rec. Limits	RPD	RPD Limit
Chloride	6.1		25.0	32.4		mg/L		105	80 - 120	0	20

Lab Sample ID: 280-56612-3 DU — **Client Sample ID: MW-7B**
Matrix: Water — **Prep Type: Total/NA**
Analysis Batch: 230130

Analyte	Sample Result	Sample Qualifier		DU Result	DU Qualifier	Unit	D			RPD	RPD Limit
Chloride	3.7			3.74		mg/L				0.2	15

Lab Sample ID: 280-56612-11 DU — **Client Sample ID: MW-1B**
Matrix: Water — **Prep Type: Total/NA**
Analysis Batch: 230130

Analyte	Sample Result	Sample Qualifier		DU Result	DU Qualifier	Unit	D			RPD	RPD Limit
Chloride	6.1			6.11		mg/L				0.2	15

Lab Sample ID: MB 280-230309/6 — **Client Sample ID: Method Blank**
Matrix: Water — **Prep Type: Total/NA**
Analysis Batch: 230309

Analyte	MB Result	MB Qualifier	RL	MDL	Unit	D	Prepared	Analyzed	Dil Fac
Nitrate as N	0.042	U	0.50	0.042	mg/L			06/14/14 14:06	1

QC Sample Results

Client: Waste Management
Project/Site: FL26|Vista

TestAmerica Job ID: 280-56612-1

Lab Sample ID: LCS 280-230309/4 — **Client Sample ID: Lab Control Sample**
Matrix: Water — **Prep Type: Total/NA**
Analysis Batch: 230309

Analyte			Spike Added	LCS Result	LCS Qualifier	Unit	D	%Rec	%Rec. Limits		
Nitrate as N			5.00	4.96		mg/L		99	90 - 110		

Lab Sample ID: LCSD 280-230309/5 — **Client Sample ID: Lab Control Sample Dup**
Matrix: Water — **Prep Type: Total/NA**
Analysis Batch: 230309

Analyte			Spike Added	LCSD Result	LCSD Qualifier	Unit	D	%Rec	%Rec. Limits	RPD	RPD Limit
Nitrate as N			5.00	4.97		mg/L		99	90 - 110	0	10

Lab Sample ID: MRL 280-230309/3 — **Client Sample ID: Lab Control Sample**
Matrix: Water — **Prep Type: Total/NA**
Analysis Batch: 230309

Analyte			Spike Added	MRL Result	MRL Qualifier	Unit	D	%Rec	%Rec. Limits		
Nitrate as N			0.200	0.208	I	mg/L		104	50 - 150		

Lab Sample ID: 280-56638-2 MS — **Client Sample ID: MW-6AR**
Matrix: Water — **Prep Type: Total/NA**
Analysis Batch: 230309

Analyte	Sample Result	Sample Qualifier	Spike Added	MS Result	MS Qualifier	Unit	D	%Rec	%Rec. Limits		
Nitrate as N	14	Q	25.0	41.0		mg/L		106	80 - 120		

Lab Sample ID: 280-56638-2 MSD — **Client Sample ID: MW-6AR**
Matrix: Water — **Prep Type: Total/NA**
Analysis Batch: 230309

Analyte	Sample Result	Sample Qualifier	Spike Added	MSD Result	MSD Qualifier	Unit	D	%Rec	%Rec. Limits	RPD	RPD Limit
Nitrate as N	14	Q	25.0	39.1		mg/L		99	80 - 120	5	20

Lab Sample ID: 280-56638-2 DU — **Client Sample ID: MW-6AR**
Matrix: Water — **Prep Type: Total/NA**
Analysis Batch: 230309

Analyte	Sample Result	Sample Qualifier		DU Result	DU Qualifier	Unit	D			RPD	RPD Limit
Nitrate as N	14	Q		13.9		mg/L				4	15

Lab Sample ID: MB 280-230310/6 — **Client Sample ID: Method Blank**
Matrix: Water — **Prep Type: Total/NA**
Analysis Batch: 230310

Analyte	MB Result	MB Qualifier	RL	MDL	Unit	D	Prepared	Analyzed	Dil Fac
Chloride	0.25	U	3.0	0.25	mg/L			06/14/14 14:06	1

Lab Sample ID: LCS 280-230310/4 — **Client Sample ID: Lab Control Sample**
Matrix: Water — **Prep Type: Total/NA**
Analysis Batch: 230310

Analyte			Spike Added	LCS Result	LCS Qualifier	Unit	D	%Rec	%Rec. Limits		
Chloride			25.0	24.8		mg/L		99	90 - 110		

Method: 300.0 - Anions, Ion Chromatography (Continued)

Lab Sample ID: LCSD 280-230310/5 — **Client Sample ID: Lab Control Sample Dup**
Matrix: Water — **Prep Type: Total/NA**
Analysis Batch: 230310

Analyte			Spike Added	LCSD Result	LCSD Qualifier	Unit	D	%Rec	%Rec. Limits	RPD	RPD Limit
Chloride			25.0	24.8		mg/L		99	90 - 110	0	10

Lab Sample ID: MRL 280-230310/3 — **Client Sample ID: Lab Control Sample**
Matrix: Water — **Prep Type: Total/NA**
Analysis Batch: 230310

Analyte			Spike Added	MRL Result	MRL Qualifier	Unit	D	%Rec	%Rec. Limits		
Chloride			1.00	1.07	I	mg/L		107	50 - 150		

Lab Sample ID: 280-56638-2 MS — **Client Sample ID: MW-6AR**
Matrix: Water — **Prep Type: Total/NA**
Analysis Batch: 230310

Analyte	Sample Result	Sample Qualifier	Spike Added	MS Result	MS Qualifier	Unit	D	%Rec	%Rec. Limits		
Chloride	22		25.0	46.8		mg/L		99	80 - 120		

Lab Sample ID: 280-56638-2 MSD — **Client Sample ID: MW-6AR**
Matrix: Water — **Prep Type: Total/NA**
Analysis Batch: 230310

Analyte	Sample Result	Sample Qualifier	Spike Added	MSD Result	MSD Qualifier	Unit	D	%Rec	%Rec. Limits	RPD	RPD Limit
Chloride	22		25.0	47.2		mg/L		101	80 - 120	1	20

Lab Sample ID: 280-56638-2 DU — **Client Sample ID: MW-6AR**
Matrix: Water — **Prep Type: Total/NA**
Analysis Batch: 230310

Analyte	Sample Result	Sample Qualifier		DU Result	DU Qualifier	Unit	D			RPD	RPD Limit
Chloride	22			22.1		mg/L				0.03	15

Method: 350.1 - Nitrogen, Ammonia

Lab Sample ID: MB 280-231989/107 — **Client Sample ID: Method Blank**
Matrix: Water — **Prep Type: Total/NA**
Analysis Batch: 231989

Analyte	MB Result	MB Qualifier	RL	MDL	Unit	D	Prepared	Analyzed	Dil Fac
Ammonia as N	0.022	U	0.10	0.022	mg/L			06/24/14 16:10	1

Lab Sample ID: MB 280-231989/148 — **Client Sample ID: Method Blank**
Matrix: Water — **Prep Type: Total/NA**
Analysis Batch: 231989

Analyte	MB Result	MB Qualifier	RL	MDL	Unit	D	Prepared	Analyzed	Dil Fac
Ammonia as N	0.022	U	0.10	0.022	mg/L			06/24/14 17:32	1

Method: 350.1 - Nitrogen, Ammonia (Continued)

Lab Sample ID: LCS 280-231989/105 — **Client Sample ID: Lab Control Sample**
Matrix: Water — **Prep Type: Total/NA**
Analysis Batch: 231989

Analyte	Spike Added	LCS Result	LCS Qualifier	Unit	D	%Rec	%Rec. Limits
Ammonia as N	2.50	2.70		mg/L		108	90 - 110

Lab Sample ID: LCS 280-231989/154 — **Client Sample ID: Lab Control Sample**
Matrix: Water — **Prep Type: Total/NA**
Analysis Batch: 231989

Analyte	Spike Added	LCS Result	LCS Qualifier	Unit	D	%Rec	%Rec. Limits
Ammonia as N	2.50	2.59		mg/L		104	90 - 110

Lab Sample ID: LCSD 280-231989/106 — **Client Sample ID: Lab Control Sample Dup**
Matrix: Water — **Prep Type: Total/NA**
Analysis Batch: 231989

Analyte	Spike Added	LCSD Result	LCSD Qualifier	Unit	D	%Rec	%Rec. Limits	RPD	RPD Limit
Ammonia as N	2.50	2.55		mg/L		102	90 - 110	6	10

Lab Sample ID: LCSD 280-231989/147 — **Client Sample ID: Lab Control Sample Dup**
Matrix: Water — **Prep Type: Total/NA**
Analysis Batch: 231989

Analyte	Spike Added	LCSD Result	LCSD Qualifier	Unit	D	%Rec	%Rec. Limits	RPD	RPD Limit
Ammonia as N	2.50	2.48		mg/L		99	90 - 110	4	10

Lab Sample ID: 280-56612-1 MS — **Client Sample ID: MW-1A**
Matrix: Water — **Prep Type: Total/NA**
Analysis Batch: 231989

Analyte	Sample Result	Sample Qualifier	Spike Added	MS Result	MS Qualifier	Unit	D	%Rec	%Rec. Limits
Ammonia as N	0.022	U	1.00	1.06		mg/L		106	90 - 110

Lab Sample ID: 280-56612-1 MSD — **Client Sample ID: MW-1A**
Matrix: Water — **Prep Type: Total/NA**
Analysis Batch: 231989

Analyte	Sample Result	Sample Qualifier	Spike Added	MSD Result	MSD Qualifier	Unit	D	%Rec	%Rec. Limits	RPD	RPD Limit
Ammonia as N	0.022	U	1.00	1.12	J3	mg/L		112	90 - 110	6	10

Lab Sample ID: 280-56638-1 MS — **Client Sample ID: Equipment Blank**
Matrix: Water — **Prep Type: Total/NA**
Analysis Batch: 231989

Analyte	Sample Result	Sample Qualifier	Spike Added	MS Result	MS Qualifier	Unit	D	%Rec	%Rec. Limits
Ammonia as N	0.022	U	1.00	1.03		mg/L		103	90 - 110

Lab Sample ID: 280-56638-1 MSD — **Client Sample ID: Equipment Blank**
Matrix: Water — **Prep Type: Total/NA**
Analysis Batch: 231989

Analyte	Sample Result	Sample Qualifier	Spike Added	MSD Result	MSD Qualifier	Unit	D	%Rec	%Rec. Limits	RPD	RPD Limit
Ammonia as N	0.022	U	1.00	1.04		mg/L		104	90 - 110	0	10

Method: SM 2120B - Color, Colorimetric

Lab Sample ID: MB 280-230326/1 — **Client Sample ID: Method Blank**
Matrix: Water — **Prep Type: Total/NA**
Analysis Batch: 230326

Analyte	MB Result	MB Qualifier	RL	RL	Unit	D	Prepared	Analyzed	Dil Fac
Color	5.0	U	5.0	5.0	PCU			06/14/14 14:37	1

Lab Sample ID: 280-56638-1 DU — **Client Sample ID: Equipment Blank**
Matrix: Water — **Prep Type: Total/NA**
Analysis Batch: 230326

Analyte	Sample Result	Sample Qualifier		DU Result	DU Qualifier	Unit	D			RPD	RPD Limit
Color	5.0	U		5.0	U	PCU				NC	20

Lab Sample ID: MB 280-230328/1 — **Client Sample ID: Method Blank**
Matrix: Water — **Prep Type: Total/NA**
Analysis Batch: 230328

Analyte	MB Result	MB Qualifier	RL	RL	Unit	D	Prepared	Analyzed	Dil Fac
Color	5.0	U	5.0	5.0	PCU			06/13/14 23:00	1

Lab Sample ID: 280-56612-1 DU — **Client Sample ID: MW-1A**
Matrix: Water — **Prep Type: Total/NA**
Analysis Batch: 230328

Analyte	Sample Result	Sample Qualifier		DU Result	DU Qualifier	Unit	D			RPD	RPD Limit
Color	5.0	U		5.0	U	PCU				NC	20

Method: SM 2540C - Solids, Total Dissolved (TDS)

Lab Sample ID: MB 280-230307/1 — **Client Sample ID: Method Blank**
Matrix: Water — **Prep Type: Total/NA**
Analysis Batch: 230307

Analyte	MB Result	MB Qualifier	RL	MDL	Unit	D	Prepared	Analyzed	Dil Fac
Total Dissolved Solids	4.7	U	10	4.7	mg/L			06/14/14 10:46	1

Lab Sample ID: LCS 280-230307/2 — **Client Sample ID: Lab Control Sample**
Matrix: Water — **Prep Type: Total/NA**
Analysis Batch: 230307

Analyte			Spike Added	LCS Result	LCS Qualifier	Unit	D	%Rec	%Rec. Limits		
Total Dissolved Solids			500	481		mg/L		96	86 - 110		

Lab Sample ID: LCSD 280-230307/3 — **Client Sample ID: Lab Control Sample Dup**
Matrix: Water — **Prep Type: Total/NA**
Analysis Batch: 230307

Analyte			Spike Added	LCSD Result	LCSD Qualifier	Unit	D	%Rec	%Rec. Limits	RPD	RPD Limit
Total Dissolved Solids			500	485		mg/L		97	86 - 110	1	20

Method: SM 2540C - Solids, Total Dissolved (TDS) (Continued)

Lab Sample ID: 280-56610-B-12 DU — **Client Sample ID: Duplicate**
Matrix: Water — **Prep Type: Total/NA**
Analysis Batch: 230307

Analyte	Sample Result	Sample Qualifier		DU Result	DU Qualifier	Unit	D			RPD	RPD Limit
Total Dissolved Solids	620			629		mg/L				1	10

Lab Sample ID: MB 280-230411/3 — **Client Sample ID: Method Blank**
Matrix: Water — **Prep Type: Total/NA**
Analysis Batch: 230411

Analyte	MB Result	MB Qualifier	RL	MDL	Unit	D	Prepared	Analyzed	Dil Fac
Total Dissolved Solids	4.7	U	10	4.7	mg/L			06/16/14 09:54	1

Lab Sample ID: LCS 280-230411/1 — **Client Sample ID: Lab Control Sample**
Matrix: Water — **Prep Type: Total/NA**
Analysis Batch: 230411

Analyte			Spike Added	LCS Result	LCS Qualifier	Unit	D	%Rec	%Rec. Limits		
Total Dissolved Solids			500	494		mg/L		99	86 - 110		

Lab Sample ID: LCSD 280-230411/2 — **Client Sample ID: Lab Control Sample Dup**
Matrix: Water — **Prep Type: Total/NA**
Analysis Batch: 230411

Analyte			Spike Added	LCSD Result	LCSD Qualifier	Unit	D	%Rec	%Rec. Limits	RPD	RPD Limit
Total Dissolved Solids			500	501		mg/L		100	86 - 110	1	20

Lab Sample ID: 280-56579-B-1 DU — **Client Sample ID: Duplicate**
Matrix: Water — **Prep Type: Total/NA**
Analysis Batch: 230411

Analyte	Sample Result	Sample Qualifier		DU Result	DU Qualifier	Unit	D			RPD	RPD Limit
Total Dissolved Solids	4100			4080		mg/L				1	10

Lab Sample ID: MB 280-230427/3 — **Client Sample ID: Method Blank**
Matrix: Water — **Prep Type: Total/NA**
Analysis Batch: 230427

Analyte	MB Result	MB Qualifier	RL	MDL	Unit	D	Prepared	Analyzed	Dil Fac
Total Dissolved Solids	4.7	U	10	4.7	mg/L			06/16/14 11:15	1

Lab Sample ID: LCS 280-230427/1 — **Client Sample ID: Lab Control Sample**
Matrix: Water — **Prep Type: Total/NA**
Analysis Batch: 230427

Analyte			Spike Added	LCS Result	LCS Qualifier	Unit	D	%Rec	%Rec. Limits		
Total Dissolved Solids			500	497		mg/L		99	86 - 110		

Lab Sample ID: LCSD 280-230427/2 — **Client Sample ID: Lab Control Sample Dup**
Matrix: Water — **Prep Type: Total/NA**
Analysis Batch: 230427

Analyte			Spike Added	LCSD Result	LCSD Qualifier	Unit	D	%Rec	%Rec. Limits	RPD	RPD Limit
Total Dissolved Solids			500	485		mg/L		97	86 - 110	NaN	20

Lab Sample ID: 280-56638-2 DU — **Client Sample ID: MW-6AR**
Matrix: Water — **Prep Type: Total/NA**
Analysis Batch: 230427

Analyte	Sample Result	Sample Qualifier	DU Result	DU Qualifier	Unit	D	RPD	RPD Limit
Total Dissolved Solids	150		158		mg/L		NC	10

Method: 9310 - Gross Alpha / Beta (GFPC)

Lab Sample ID: MB 160-128176/1-A — **Client Sample ID: Method Blank**
Matrix: Water — **Prep Type: Total/NA**
Analysis Batch: 128388 — **Prep Batch: 128176**

Analyte	MB Result	MB Qualifier	Count Uncert. (2σ+/-)	Total Uncert. (2σ+/-)	MDC	Unit	Prepared	Analyzed	Dil Fac
Gross Alpha	0.3675	U	0.761	0.762	1.35	pCi/L	06/23/14 09:57	06/24/14 15:57	1

Lab Sample ID: LCS 160-128176/2-A — **Client Sample ID: Lab Control Sample**
Matrix: Water — **Prep Type: Total/NA**
Analysis Batch: 128388 — **Prep Batch: 128176**

Analyte	Spike Added	LCS Result	LCS Qual	Total Uncert. (2σ+/-)	MDC	Unit	%Rec	%Rec. Limits
Gross Alpha	50.1	52.30		7.43	1.57	pCi/L	104	75 - 125

Lab Sample ID: LCSB 160-128176/3-A — **Client Sample ID: Lab Control Sample**
Matrix: Water — **Prep Type: Total/NA**
Analysis Batch: 128388 — **Prep Batch: 128176**

Analyte	Spike Added	LCSB Result	LCSB Qual	Total Uncert. (2σ+/-)	MDC	Unit	%Rec	%Rec. Limits
Gross Beta	97.1	101.4		10.7	0.872	pCi/L	104	75 - 125

Lab Sample ID: 280-56612-1 MS — **Client Sample ID: MW-1A**
Matrix: Water — **Prep Type: Total/NA**
Analysis Batch: 128388 — **Prep Batch: 128176**

Analyte	Sample Result	Sample Qual	Spike Added	MS Result	MS Qual	Total Uncert. (2σ+/-)	MDC	Unit	%Rec	%Rec. Limits
Gross Alpha	3.21		50.1	40.38		6.35	1.71	pCi/L	74	35 - 150

Lab Sample ID: 280-56612-1 MSBT — **Client Sample ID: MW-1A**
Matrix: Water — **Prep Type: Total/NA**
Analysis Batch: 128388 — **Prep Batch: 128176**

Analyte	Sample Result	Sample Qual	Spike Added	MSBT Result	MSBT Qual	Total Uncert. (2σ+/-)	MDC	Unit	%Rec	%Rec. Limits
Gross Beta	2.86		97.1	102.4		10.8	1.05	pCi/L	102	89 - 143

Lab Sample ID: 280-56612-1 DU — **Client Sample ID: MW-1A**
Matrix: Water — **Prep Type: Total/NA**
Analysis Batch: 128388 — **Prep Batch: 128176**

Analyte	Sample Result	Sample Qual	DU Result	DU Qual	Total Uncert. (2σ+/-)	MDC	Unit	RPD	RPD Limit
Gross Alpha	3.21		0.7513	U F3	1.61	2.80	pCi/L	124	40

QC Association Summary

Client: Waste Management
Project/Site: FL26|Vista

TestAmerica Job ID: 280-56612-1

GC/MS VOA

Analysis Batch: 231464

Lab Sample ID	Client Sample ID	Prep Type	Matrix	Method	Prep Batch
280-56612-1	MW-1A	Total/NA	Water	8260B	
280-56612-1 MS	MW-1A	Total/NA	Water	8260B	
280-56612-1 MSD	MW-1A	Total/NA	Water	8260B	
280-56612-2	MW-7A	Total/NA	Water	8260B	
280-56612-3	MW-7B	Total/NA	Water	8260B	
280-56612-4	MW-5A	Total/NA	Water	8260B	
280-56612-5	MW-5B	Total/NA	Water	8260B	
280-56612-6	MW-3A	Total/NA	Water	8260B	
280-56612-7	MW-3B	Total/NA	Water	8260B	
280-56612-8	MW-FL1	Total/NA	Water	8260B	
280-56612-9	MW-FL3	Total/NA	Water	8260B	
280-56612-10	TRIP BLANK	Total/NA	Water	8260B	
280-56612-11	MW-1B	Total/NA	Water	8260B	
280-56638-2	MW-6AR	Total/NA	Water	8260B	
280-56638-3	MW-6BR	Total/NA	Water	8260B	
280-56638-4	MW-4A	Total/NA	Water	8260B	
280-56638-5	MW-4B	Total/NA	Water	8260B	
280-56638-6	MW-FL2R	Total/NA	Water	8260B	
280-56638-7	MW-2AR	Total/NA	Water	8260B	
280-56638-8	MW-2B	Total/NA	Water	8260B	
280-56638-9	MW-8R	Total/NA	Water	8260B	
280-56638-10	TRIP BLANK1	Total/NA	Water	8260B	
LCS 280-231464/4	Lab Control Sample	Total/NA	Water	8260B	
MB 280-231464/6	Method Blank	Total/NA	Water	8260B	

GC Semi VOA

Prep Batch: 231588

Lab Sample ID	Client Sample ID	Prep Type	Matrix	Method	Prep Batch
280-56612-1	MW-1A	Total/NA	Water	8011	
280-56612-2	MW-7A	Total/NA	Water	8011	
LCS 280-231588/2-A	Lab Control Sample	Total/NA	Water	8011	
LCSD 280-231588/3-A	Lab Control Sample Dup	Total/NA	Water	8011	
MB 280-231588/4-A	Method Blank	Total/NA	Water	8011	

Analysis Batch: 231608

Lab Sample ID	Client Sample ID	Prep Type	Matrix	Method	Prep Batch
280-56612-1	MW-1A	Total/NA	Water	8011	231588
280-56612-2	MW-7A	Total/NA	Water	8011	231588
LCS 280-231588/2-A	Lab Control Sample	Total/NA	Water	8011	231588
LCSD 280-231588/3-A	Lab Control Sample Dup	Total/NA	Water	8011	231588
MB 280-231588/4-A	Method Blank	Total/NA	Water	8011	231588

Prep Batch: 231908

Lab Sample ID	Client Sample ID	Prep Type	Matrix	Method	Prep Batch
280-56612-3	MW-7B	Total/NA	Water	8011	
280-56612-4	MW-5A	Total/NA	Water	8011	
280-56612-5	MW-5B	Total/NA	Water	8011	
280-56612-6	MW-3A	Total/NA	Water	8011	
280-56612-7	MW-3B	Total/NA	Water	8011	

GC Semi VOA (Continued)

Prep Batch: 231908 (Continued)

Lab Sample ID	Client Sample ID	Prep Type	Matrix	Method	Prep Batch
280-56612-9	MW-FL3	Total/NA	Water	8011	
280-56612-11	MW-1B	Total/NA	Water	8011	
280-56638-2	MW-6AR	Total/NA	Water	8011	
280-56638-3	MW-6BR	Total/NA	Water	8011	
280-56638-4	MW-4A	Total/NA	Water	8011	
280-56638-5	MW-4B	Total/NA	Water	8011	
280-56638-6	MW-FL2R	Total/NA	Water	8011	
280-56638-7	MW-2AR	Total/NA	Water	8011	
280-56638-8	MW-2B	Total/NA	Water	8011	
280-56638-9	MW-8R	Total/NA	Water	8011	
280-56638-11	MW-FL1	Total/NA	Water	8011	
LCS 280-231908/2-A	Lab Control Sample	Total/NA	Water	8011	
LCSD 280-231908/3-A	Lab Control Sample Dup	Total/NA	Water	8011	
MB 280-231908/4-A	Method Blank	Total/NA	Water	8011	

Analysis Batch: 231911

Lab Sample ID	Client Sample ID	Prep Type	Matrix	Method	Prep Batch
280-56612-3	MW-7B	Total/NA	Water	8011	231908
280-56612-4	MW-5A	Total/NA	Water	8011	231908
280-56612-5	MW-5B	Total/NA	Water	8011	231908
280-56612-6	MW-3A	Total/NA	Water	8011	231908
280-56612-7	MW-3B	Total/NA	Water	8011	231908
280-56612-9	MW-FL3	Total/NA	Water	8011	231908
280-56612-11	MW-1B	Total/NA	Water	8011	231908
280-56638-2	MW-6AR	Total/NA	Water	8011	231908
280-56638-3	MW-6BR	Total/NA	Water	8011	231908
280-56638-4	MW-4A	Total/NA	Water	8011	231908
280-56638-5	MW-4B	Total/NA	Water	8011	231908
280-56638-6	MW-FL2R	Total/NA	Water	8011	231908
280-56638-7	MW-2AR	Total/NA	Water	8011	231908
280-56638-8	MW-2B	Total/NA	Water	8011	231908
280-56638-9	MW-8R	Total/NA	Water	8011	231908
280-56638-11	MW-FL1	Total/NA	Water	8011	231908
LCS 280-231908/2-A	Lab Control Sample	Total/NA	Water	8011	231908
LCSD 280-231908/3-A	Lab Control Sample Dup	Total/NA	Water	8011	231908
MB 280-231908/4-A	Method Blank	Total/NA	Water	8011	231908

Metals

Prep Batch: 230282

Lab Sample ID	Client Sample ID	Prep Type	Matrix	Method	Prep Batch
280-56612-1	MW-1A	Total Recoverable	Water	3005A	
280-56612-1 MS	MW-1A	Total Recoverable	Water	3005A	
280-56612-1 MSD	MW-1A	Total Recoverable	Water	3005A	
280-56612-2	MW-7A	Total Recoverable	Water	3005A	
280-56612-3	MW-7B	Total Recoverable	Water	3005A	
280-56612-4	MW-5A	Total Recoverable	Water	3005A	
280-56612-5	MW-5B	Total Recoverable	Water	3005A	
280-56612-6	MW-3A	Total Recoverable	Water	3005A	
280-56612-7	MW-3B	Total Recoverable	Water	3005A	

Metals (Continued)

Prep Batch: 230282 (Continued)

Lab Sample ID	Client Sample ID	Prep Type	Matrix	Method	Prep Batch
280-56612-8	MW-FL1	Total Recoverable	Water	3005A	
280-56612-9	MW-FL3	Total Recoverable	Water	3005A	
280-56612-11	MW-1B	Total Recoverable	Water	3005A	
LCS 280-230282/2-A	Lab Control Sample	Total Recoverable	Water	3005A	
MB 280-230282/1-A	Method Blank	Total Recoverable	Water	3005A	

Prep Batch: 230283

Lab Sample ID	Client Sample ID	Prep Type	Matrix	Method	Prep Batch
280-56612-1	MW-1A	Total Recoverable	Water	3005A	
280-56612-2	MW-7A	Total Recoverable	Water	3005A	
280-56612-2 MS	MW-7A	Total Recoverable	Water	3005A	
280-56612-2 MSD	MW-7A	Total Recoverable	Water	3005A	
280-56612-3	MW-7B	Total Recoverable	Water	3005A	
280-56612-4	MW-5A	Total Recoverable	Water	3005A	
280-56612-5	MW-5B	Total Recoverable	Water	3005A	
280-56612-6	MW-3A	Total Recoverable	Water	3005A	
280-56612-7	MW-3B	Total Recoverable	Water	3005A	
280-56612-8	MW-FL1	Total Recoverable	Water	3005A	
280-56612-9	MW-FL3	Total Recoverable	Water	3005A	
280-56612-11	MW-1B	Total Recoverable	Water	3005A	
LCS 280-230283/2-A	Lab Control Sample	Total Recoverable	Water	3005A	
MB 280-230283/1-A	Method Blank	Total Recoverable	Water	3005A	

Prep Batch: 230337

Lab Sample ID	Client Sample ID	Prep Type	Matrix	Method	Prep Batch
280-56638-1	Equipment Blank	Total Recoverable	Water	3005A	
280-56638-2	MW-6AR	Total Recoverable	Water	3005A	
280-56638-2 MS	MW-6AR	Total Recoverable	Water	3005A	
280-56638-2 MSD	MW-6AR	Total Recoverable	Water	3005A	
280-56638-3	MW-6BR	Total Recoverable	Water	3005A	
280-56638-4	MW-4A	Total Recoverable	Water	3005A	
280-56638-5	MW-4B	Total Recoverable	Water	3005A	
280-56638-6	MW-FL2R	Total Recoverable	Water	3005A	
280-56638-7	MW-2AR	Total Recoverable	Water	3005A	
280-56638-8	MW-2B	Total Recoverable	Water	3005A	
280-56638-9	MW-8R	Total Recoverable	Water	3005A	
LCS 280-230337/2-A	Lab Control Sample	Total Recoverable	Water	3005A	
MB 280-230337/1-A	Method Blank	Total Recoverable	Water	3005A	

Prep Batch: 230338

Lab Sample ID	Client Sample ID	Prep Type	Matrix	Method	Prep Batch
280-56638-1	Equipment Blank	Total Recoverable	Water	3005A	
280-56638-2	MW-6AR	Total Recoverable	Water	3005A	
280-56638-3	MW-6BR	Total Recoverable	Water	3005A	
280-56638-3 MS	MW-6BR	Total Recoverable	Water	3005A	
280-56638-3 MSD	MW-6BR	Total Recoverable	Water	3005A	
280-56638-4	MW-4A	Total Recoverable	Water	3005A	
280-56638-5	MW-4B	Total Recoverable	Water	3005A	
280-56638-6	MW-FL2R	Total Recoverable	Water	3005A	
280-56638-7	MW-2AR	Total Recoverable	Water	3005A	
280-56638-8	MW-2B	Total Recoverable	Water	3005A	

Metals (Continued)

Prep Batch: 230338 (Continued)

Lab Sample ID	Client Sample ID	Prep Type	Matrix	Method	Prep Batch
280-56638-9	MW-8R	Total Recoverable	Water	3005A	
LCS 280-230338/2-A	Lab Control Sample	Total Recoverable	Water	3005A	
MB 280-230338/1-A	Method Blank	Total Recoverable	Water	3005A	

Prep Batch: 230406

Lab Sample ID	Client Sample ID	Prep Type	Matrix	Method	Prep Batch
280-56612-1	MW-1A	Total/NA	Water	7470A	
280-56612-1 MS	MW-1A	Total/NA	Water	7470A	
280-56612-1 MSD	MW-1A	Total/NA	Water	7470A	
280-56612-2	MW-7A	Total/NA	Water	7470A	
280-56612-3	MW-7B	Total/NA	Water	7470A	
280-56612-4	MW-5A	Total/NA	Water	7470A	
280-56612-5	MW-5B	Total/NA	Water	7470A	
280-56612-6	MW-3A	Total/NA	Water	7470A	
280-56612-7	MW-3B	Total/NA	Water	7470A	
280-56612-8	MW-FL1	Total/NA	Water	7470A	
280-56612-9	MW-FL3	Total/NA	Water	7470A	
280-56612-11	MW-1B	Total/NA	Water	7470A	
LCS 280-230406/2-A	Lab Control Sample	Total/NA	Water	7470A	
MB 280-230406/1-A	Method Blank	Total/NA	Water	7470A	

Analysis Batch: 230582

Lab Sample ID	Client Sample ID	Prep Type	Matrix	Method	Prep Batch
280-56612-1	MW-1A	Total Recoverable	Water	6020	230283
280-56612-2	MW-7A	Total Recoverable	Water	6020	230283
280-56612-2 MS	MW-7A	Total Recoverable	Water	6020	230283
280-56612-2 MSD	MW-7A	Total Recoverable	Water	6020	230283
280-56612-3	MW-7B	Total Recoverable	Water	6020	230283
280-56612-4	MW-5A	Total Recoverable	Water	6020	230283
280-56612-5	MW-5B	Total Recoverable	Water	6020	230283
280-56612-6	MW-3A	Total Recoverable	Water	6020	230283
280-56612-7	MW-3B	Total Recoverable	Water	6020	230283
280-56612-8	MW-FL1	Total Recoverable	Water	6020	230283
280-56612-9	MW-FL3	Total Recoverable	Water	6020	230283
280-56612-11	MW-1B	Total Recoverable	Water	6020	230283
LCS 280-230283/2-A	Lab Control Sample	Total Recoverable	Water	6020	230283
MB 280-230283/1-A	Method Blank	Total Recoverable	Water	6020	230283

Analysis Batch: 230603

Lab Sample ID	Client Sample ID	Prep Type	Matrix	Method	Prep Batch
280-56612-1	MW-1A	Total/NA	Water	7470A	230406
280-56612-1 MS	MW-1A	Total/NA	Water	7470A	230406
280-56612-1 MSD	MW-1A	Total/NA	Water	7470A	230406
280-56612-2	MW-7A	Total/NA	Water	7470A	230406
280-56612-3	MW-7B	Total/NA	Water	7470A	230406
280-56612-4	MW-5A	Total/NA	Water	7470A	230406
280-56612-5	MW-5B	Total/NA	Water	7470A	230406
280-56612-6	MW-3A	Total/NA	Water	7470A	230406
280-56612-7	MW-3B	Total/NA	Water	7470A	230406
280-56612-8	MW-FL1	Total/NA	Water	7470A	230406
280-56612-9	MW-FL3	Total/NA	Water	7470A	230406

Metals (Continued)

Analysis Batch: 230603 (Continued)

Lab Sample ID	Client Sample ID	Prep Type	Matrix	Method	Prep Batch
280-56612-11	MW-1B	Total/NA	Water	7470A	230406
LCS 280-230406/2-A	Lab Control Sample	Total/NA	Water	7470A	230406
MB 280-230406/1-A	Method Blank	Total/NA	Water	7470A	230406

Analysis Batch: 230738

Lab Sample ID	Client Sample ID	Prep Type	Matrix	Method	Prep Batch
280-56638-1	Equipment Blank	Total Recoverable	Water	6020	230337
280-56638-2	MW-6AR	Total Recoverable	Water	6020	230337
280-56638-2 MS	MW-6AR	Total Recoverable	Water	6020	230337
280-56638-2 MSD	MW-6AR	Total Recoverable	Water	6020	230337
280-56638-3	MW-6BR	Total Recoverable	Water	6020	230337
280-56638-4	MW-4A	Total Recoverable	Water	6020	230337
280-56638-5	MW-4B	Total Recoverable	Water	6020	230337
280-56638-6	MW-FL2R	Total Recoverable	Water	6020	230337
280-56638-7	MW-2AR	Total Recoverable	Water	6020	230337
280-56638-8	MW-2B	Total Recoverable	Water	6020	230337
280-56638-9	MW-8R	Total Recoverable	Water	6020	230337
LCS 280-230337/2-A	Lab Control Sample	Total Recoverable	Water	6020	230337
MB 280-230337/1-A	Method Blank	Total Recoverable	Water	6020	230337

Prep Batch: 230792

Lab Sample ID	Client Sample ID	Prep Type	Matrix	Method	Prep Batch
280-56638-1	Equipment Blank	Total/NA	Water	7470A	
280-56638-2	MW-6AR	Total/NA	Water	7470A	
280-56638-3	MW-6BR	Total/NA	Water	7470A	
280-56638-4	MW-4A	Total/NA	Water	7470A	
280-56638-5	MW-4B	Total/NA	Water	7470A	
280-56638-6	MW-FL2R	Total/NA	Water	7470A	
280-56638-7	MW-2AR	Total/NA	Water	7470A	
280-56638-8	MW-2B	Total/NA	Water	7470A	
280-56638-9	MW-8R	Total/NA	Water	7470A	
280-56638-9 MS	MW-8R	Total/NA	Water	7470A	
280-56638-9 MSD	MW-8R	Total/NA	Water	7470A	
LCS 280-230792/2-A	Lab Control Sample	Total/NA	Water	7470A	
MB 280-230792/1-A	Method Blank	Total/NA	Water	7470A	

Analysis Batch: 231114

Lab Sample ID	Client Sample ID	Prep Type	Matrix	Method	Prep Batch
280-56638-1	Equipment Blank	Total/NA	Water	7470A	230792
280-56638-2	MW-6AR	Total/NA	Water	7470A	230792
280-56638-3	MW-6BR	Total/NA	Water	7470A	230792
280-56638-4	MW-4A	Total/NA	Water	7470A	230792
280-56638-5	MW-4B	Total/NA	Water	7470A	230792
280-56638-6	MW-FL2R	Total/NA	Water	7470A	230792
280-56638-7	MW-2AR	Total/NA	Water	7470A	230792
280-56638-8	MW-2B	Total/NA	Water	7470A	230792
280-56638-9	MW-8R	Total/NA	Water	7470A	230792
280-56638-9 MS	MW-8R	Total/NA	Water	7470A	230792
280-56638-9 MSD	MW-8R	Total/NA	Water	7470A	230792
LCS 280-230792/2-A	Lab Control Sample	Total/NA	Water	7470A	230792
MB 280-230792/1-A	Method Blank	Total/NA	Water	7470A	230792

Metals (Continued)

Analysis Batch: 231403

Lab Sample ID	Client Sample ID	Prep Type	Matrix	Method	Prep Batch
280-56612-1	MW-1A	Total Recoverable	Water	6010B	230282
280-56612-1 MS	MW-1A	Total Recoverable	Water	6010B	230282
280-56612-1 MSD	MW-1A	Total Recoverable	Water	6010B	230282
280-56612-2	MW-7A	Total Recoverable	Water	6010B	230282
280-56612-3	MW-7B	Total Recoverable	Water	6010B	230282
280-56612-4	MW-5A	Total Recoverable	Water	6010B	230282
280-56612-5	MW-5B	Total Recoverable	Water	6010B	230282
280-56612-6	MW-3A	Total Recoverable	Water	6010B	230282
280-56612-7	MW-3B	Total Recoverable	Water	6010B	230282
280-56612-8	MW-FL1	Total Recoverable	Water	6010B	230282
280-56612-9	MW-FL3	Total Recoverable	Water	6010B	230282
280-56612-11	MW-1B	Total Recoverable	Water	6010B	230282
LCS 280-230282/2-A	Lab Control Sample	Total Recoverable	Water	6010B	230282
MB 280-230282/1-A	Method Blank	Total Recoverable	Water	6010B	230282

Analysis Batch: 231404

Lab Sample ID	Client Sample ID	Prep Type	Matrix	Method	Prep Batch
280-56638-1	Equipment Blank	Total Recoverable	Water	6010B	230338
280-56638-2	MW-6AR	Total Recoverable	Water	6010B	230338
280-56638-3	MW-6BR	Total Recoverable	Water	6010B	230338
280-56638-3 MS	MW-6BR	Total Recoverable	Water	6010B	230338
280-56638-3 MSD	MW-6BR	Total Recoverable	Water	6010B	230338
280-56638-4	MW-4A	Total Recoverable	Water	6010B	230338
280-56638-5	MW-4B	Total Recoverable	Water	6010B	230338
280-56638-6	MW-FL2R	Total Recoverable	Water	6010B	230338
280-56638-7	MW-2AR	Total Recoverable	Water	6010B	230338
280-56638-8	MW-2B	Total Recoverable	Water	6010B	230338
280-56638-9	MW-8R	Total Recoverable	Water	6010B	230338
LCS 280-230338/2-A	Lab Control Sample	Total Recoverable	Water	6010B	230338
MB 280-230338/1-A	Method Blank	Total Recoverable	Water	6010B	230338

Analysis Batch: 231814

Lab Sample ID	Client Sample ID	Prep Type	Matrix	Method	Prep Batch
LCS 280-230282/2-A	Lab Control Sample	Total Recoverable	Water	6010B	230282

General Chemistry

Analysis Batch: 230129

Lab Sample ID	Client Sample ID	Prep Type	Matrix	Method	Prep Batch
280-56612-1	MW-1A	Total/NA	Water	300.0	
280-56612-2	MW-7A	Total/NA	Water	300.0	
280-56612-3	MW-7B	Total/NA	Water	300.0	
280-56612-3 DU	MW-7B	Total/NA	Water	300.0	
280-56612-3 MS	MW-7B	Total/NA	Water	300.0	
280-56612-3 MSD	MW-7B	Total/NA	Water	300.0	
280-56612-4	MW-5A	Total/NA	Water	300.0	
280-56612-5	MW-5B	Total/NA	Water	300.0	
280-56612-6	MW-3A	Total/NA	Water	300.0	
280-56612-7	MW-3B	Total/NA	Water	300.0	
280-56612-8	MW-FL1	Total/NA	Water	300.0	

General Chemistry (Continued)

Analysis Batch: 230129 (Continued)

Lab Sample ID	Client Sample ID	Prep Type	Matrix	Method	Prep Batch
280-56612-9	MW-FL3	Total/NA	Water	300.0	
280-56612-11	MW-1B	Total/NA	Water	300.0	
280-56612-11 DU	MW-1B	Total/NA	Water	300.0	
280-56612-11 MS	MW-1B	Total/NA	Water	300.0	
280-56612-11 MSD	MW-1B	Total/NA	Water	300.0	
LCS 280-230129/4	Lab Control Sample	Total/NA	Water	300.0	
LCS 280-230129/43	Lab Control Sample	Total/NA	Water	300.0	
LCSD 280-230129/44	Lab Control Sample Dup	Total/NA	Water	300.0	
LCSD 280-230129/5	Lab Control Sample Dup	Total/NA	Water	300.0	
MB 280-230129/45	Method Blank	Total/NA	Water	300.0	
MB 280-230129/6	Method Blank	Total/NA	Water	300.0	
MRL 280-230129/3	Lab Control Sample	Total/NA	Water	300.0	

Analysis Batch: 230130

Lab Sample ID	Client Sample ID	Prep Type	Matrix	Method	Prep Batch
280-56612-1	MW-1A	Total/NA	Water	300.0	
280-56612-2	MW-7A	Total/NA	Water	300.0	
280-56612-3	MW-7B	Total/NA	Water	300.0	
280-56612-3 DU	MW-7B	Total/NA	Water	300.0	
280-56612-3 MS	MW-7B	Total/NA	Water	300.0	
280-56612-3 MSD	MW-7B	Total/NA	Water	300.0	
280-56612-4	MW-5A	Total/NA	Water	300.0	
280-56612-5	MW-5B	Total/NA	Water	300.0	
280-56612-6	MW-3A	Total/NA	Water	300.0	
280-56612-7	MW-3B	Total/NA	Water	300.0	
280-56612-8	MW-FL1	Total/NA	Water	300.0	
280-56612-9	MW-FL3	Total/NA	Water	300.0	
280-56612-11	MW-1B	Total/NA	Water	300.0	
280-56612-11 DU	MW-1B	Total/NA	Water	300.0	
280-56612-11 MS	MW-1B	Total/NA	Water	300.0	
280-56612-11 MSD	MW-1B	Total/NA	Water	300.0	
LCS 280-230130/4	Lab Control Sample	Total/NA	Water	300.0	
LCS 280-230130/43	Lab Control Sample	Total/NA	Water	300.0	
LCSD 280-230130/44	Lab Control Sample Dup	Total/NA	Water	300.0	
LCSD 280-230130/5	Lab Control Sample Dup	Total/NA	Water	300.0	
MB 280-230130/45	Method Blank	Total/NA	Water	300.0	
MB 280-230130/6	Method Blank	Total/NA	Water	300.0	
MRL 280-230130/3	Lab Control Sample	Total/NA	Water	300.0	

Analysis Batch: 230307

Lab Sample ID	Client Sample ID	Prep Type	Matrix	Method	Prep Batch
280-56610-B-12 DU	Duplicate	Total/NA	Water	SM 2540C	
280-56612-1	MW-1A	Total/NA	Water	SM 2540C	
280-56612-2	MW-7A	Total/NA	Water	SM 2540C	
280-56612-3	MW-7B	Total/NA	Water	SM 2540C	
LCS 280-230307/2	Lab Control Sample	Total/NA	Water	SM 2540C	
LCSD 280-230307/3	Lab Control Sample Dup	Total/NA	Water	SM 2540C	
MB 280-230307/1	Method Blank	Total/NA	Water	SM 2540C	

General Chemistry (Continued)

Analysis Batch: 230309

Lab Sample ID	Client Sample ID	Prep Type	Matrix	Method	Prep Batch
280-56638-1	Equipment Blank	Total/NA	Water	300.0	
280-56638-2	MW-6AR	Total/NA	Water	300.0	
280-56638-2 DU	MW-6AR	Total/NA	Water	300.0	
280-56638-2 MS	MW-6AR	Total/NA	Water	300.0	
280-56638-2 MSD	MW-6AR	Total/NA	Water	300.0	
280-56638-3	MW-6BR	Total/NA	Water	300.0	
280-56638-4	MW-4A	Total/NA	Water	300.0	
280-56638-5	MW-4B	Total/NA	Water	300.0	
280-56638-6	MW-FL2R	Total/NA	Water	300.0	
280-56638-7	MW-2AR	Total/NA	Water	300.0	
280-56638-8	MW-2B	Total/NA	Water	300.0	
280-56638-9	MW-8R	Total/NA	Water	300.0	
LCS 280-230309/4	Lab Control Sample	Total/NA	Water	300.0	
LCSD 280-230309/5	Lab Control Sample Dup	Total/NA	Water	300.0	
MB 280-230309/6	Method Blank	Total/NA	Water	300.0	
MRL 280-230309/3	Lab Control Sample	Total/NA	Water	300.0	

Analysis Batch: 230310

Lab Sample ID	Client Sample ID	Prep Type	Matrix	Method	Prep Batch
280-56638-1	Equipment Blank	Total/NA	Water	300.0	
280-56638-2	MW-6AR	Total/NA	Water	300.0	
280-56638-2 DU	MW-6AR	Total/NA	Water	300.0	
280-56638-2 MS	MW-6AR	Total/NA	Water	300.0	
280-56638-2 MSD	MW-6AR	Total/NA	Water	300.0	
280-56638-3	MW-6BR	Total/NA	Water	300.0	
280-56638-4	MW-4A	Total/NA	Water	300.0	
280-56638-5	MW-4B	Total/NA	Water	300.0	
280-56638-6	MW-FL2R	Total/NA	Water	300.0	
280-56638-7	MW-2AR	Total/NA	Water	300.0	
280-56638-8	MW-2B	Total/NA	Water	300.0	
280-56638-9	MW-8R	Total/NA	Water	300.0	
LCS 280-230310/4	Lab Control Sample	Total/NA	Water	300.0	
LCSD 280-230310/5	Lab Control Sample Dup	Total/NA	Water	300.0	
MB 280-230310/6	Method Blank	Total/NA	Water	300.0	
MRL 280-230310/3	Lab Control Sample	Total/NA	Water	300.0	

Analysis Batch: 230326

Lab Sample ID	Client Sample ID	Prep Type	Matrix	Method	Prep Batch
280-56638-1	Equipment Blank	Total/NA	Water	SM 2120B	
280-56638-1 DU	Equipment Blank	Total/NA	Water	SM 2120B	
280-56638-2	MW-6AR	Total/NA	Water	SM 2120B	
280-56638-3	MW-6BR	Total/NA	Water	SM 2120B	
280-56638-4	MW-4A	Total/NA	Water	SM 2120B	
280-56638-5	MW-4B	Total/NA	Water	SM 2120B	
280-56638-6	MW-FL2R	Total/NA	Water	SM 2120B	
280-56638-7	MW-2AR	Total/NA	Water	SM 2120B	
280-56638-8	MW-2B	Total/NA	Water	SM 2120B	
280-56638-9	MW-8R	Total/NA	Water	SM 2120B	
MB 280-230326/1	Method Blank	Total/NA	Water	SM 2120B	

General Chemistry (Continued)

Analysis Batch: 230328

Lab Sample ID	Client Sample ID	Prep Type	Matrix	Method	Prep Batch
280-56612-1	MW-1A	Total/NA	Water	SM 2120B	
280-56612-1 DU	MW-1A	Total/NA	Water	SM 2120B	
280-56612-2	MW-7A	Total/NA	Water	SM 2120B	
280-56612-3	MW-7B	Total/NA	Water	SM 2120B	
280-56612-4	MW-5A	Total/NA	Water	SM 2120B	
280-56612-5	MW-5B	Total/NA	Water	SM 2120B	
280-56612-6	MW-3A	Total/NA	Water	SM 2120B	
280-56612-7	MW-3B	Total/NA	Water	SM 2120B	
280-56612-8	MW-FL1	Total/NA	Water	SM 2120B	
280-56612-9	MW-FL3	Total/NA	Water	SM 2120B	
280-56612-11	MW-1B	Total/NA	Water	SM 2120B	
MB 280-230328/1	Method Blank	Total/NA	Water	SM 2120B	

Analysis Batch: 230411

Lab Sample ID	Client Sample ID	Prep Type	Matrix	Method	Prep Batch
280-56579-B-1 DU	Duplicate	Total/NA	Water	SM 2540C	
280-56612-4	MW-5A	Total/NA	Water	SM 2540C	
280-56612-5	MW-5B	Total/NA	Water	SM 2540C	
280-56612-6	MW-3A	Total/NA	Water	SM 2540C	
280-56612-7	MW-3B	Total/NA	Water	SM 2540C	
280-56612-8	MW-FL1	Total/NA	Water	SM 2540C	
280-56612-9	MW-FL3	Total/NA	Water	SM 2540C	
280-56612-11	MW-1B	Total/NA	Water	SM 2540C	
LCS 280-230411/1	Lab Control Sample	Total/NA	Water	SM 2540C	
LCSD 280-230411/2	Lab Control Sample Dup	Total/NA	Water	SM 2540C	
MB 280-230411/3	Method Blank	Total/NA	Water	SM 2540C	

Analysis Batch: 230427

Lab Sample ID	Client Sample ID	Prep Type	Matrix	Method	Prep Batch
280-56638-1	Equipment Blank	Total/NA	Water	SM 2540C	
280-56638-2	MW-6AR	Total/NA	Water	SM 2540C	
280-56638-2 DU	MW-6AR	Total/NA	Water	SM 2540C	
280-56638-3	MW-6BR	Total/NA	Water	SM 2540C	
280-56638-4	MW-4A	Total/NA	Water	SM 2540C	
280-56638-5	MW-4B	Total/NA	Water	SM 2540C	
280-56638-6	MW-FL2R	Total/NA	Water	SM 2540C	
280-56638-7	MW-2AR	Total/NA	Water	SM 2540C	
280-56638-8	MW-2B	Total/NA	Water	SM 2540C	
280-56638-9	MW-8R	Total/NA	Water	SM 2540C	
LCS 280-230427/1	Lab Control Sample	Total/NA	Water	SM 2540C	
LCSD 280-230427/2	Lab Control Sample Dup	Total/NA	Water	SM 2540C	
MB 280-230427/3	Method Blank	Total/NA	Water	SM 2540C	

Analysis Batch: 231989

Lab Sample ID	Client Sample ID	Prep Type	Matrix	Method	Prep Batch
280-56612-1	MW-1A	Total/NA	Water	350.1	
280-56612-1 MS	MW-1A	Total/NA	Water	350.1	
280-56612-1 MSD	MW-1A	Total/NA	Water	350.1	
280-56612-2	MW-7A	Total/NA	Water	350.1	
280-56612-3	MW-7B	Total/NA	Water	350.1	
280-56612-4	MW-5A	Total/NA	Water	350.1	

General Chemistry (Continued)

Analysis Batch: 231989 (Continued)

Lab Sample ID	Client Sample ID	Prep Type	Matrix	Method	Prep Batch
280-56612-5	MW-5B	Total/NA	Water	350.1	
280-56612-6	MW-3A	Total/NA	Water	350.1	
280-56612-7	MW-3B	Total/NA	Water	350.1	
280-56612-8	MW-FL1	Total/NA	Water	350.1	
280-56612-9	MW-FL3	Total/NA	Water	350.1	
280-56612-11	MW-1B	Total/NA	Water	350.1	
280-56638-1	Equipment Blank	Total/NA	Water	350.1	
280-56638-1 MS	Equipment Blank	Total/NA	Water	350.1	
280-56638-1 MSD	Equipment Blank	Total/NA	Water	350.1	
280-56638-2	MW-6AR	Total/NA	Water	350.1	
280-56638-3	MW-6BR	Total/NA	Water	350.1	
280-56638-4	MW-4A	Total/NA	Water	350.1	
280-56638-5	MW-4B	Total/NA	Water	350.1	
280-56638-6	MW-FL2R	Total/NA	Water	350.1	
280-56638-7	MW-2AR	Total/NA	Water	350.1	
280-56638-8	MW-2B	Total/NA	Water	350.1	
280-56638-9	MW-8R	Total/NA	Water	350.1	
LCS 280-231989/105	Lab Control Sample	Total/NA	Water	350.1	
LCS 280-231989/154	Lab Control Sample	Total/NA	Water	350.1	
LCSD 280-231989/106	Lab Control Sample Dup	Total/NA	Water	350.1	
LCSD 280-231989/147	Lab Control Sample Dup	Total/NA	Water	350.1	
MB 280-231989/107	Method Blank	Total/NA	Water	350.1	
MB 280-231989/148	Method Blank	Total/NA	Water	350.1	

Rad

Prep Batch: 128176

Lab Sample ID	Client Sample ID	Prep Type	Matrix	Method	Prep Batch
280-56612-1	MW-1A	Total/NA	Water	Evaporation	
280-56612-1 DU	MW-1A	Total/NA	Water	Evaporation	
280-56612-1 MS	MW-1A	Total/NA	Water	Evaporation	
280-56612-1 MSBT	MW-1A	Total/NA	Water	Evaporation	
280-56612-2	MW-7A	Total/NA	Water	Evaporation	
280-56612-3	MW-7B	Total/NA	Water	Evaporation	
280-56612-4	MW-5A	Total/NA	Water	Evaporation	
280-56612-5	MW-5B	Total/NA	Water	Evaporation	
280-56612-6	MW-3A	Total/NA	Water	Evaporation	
280-56612-7	MW-3B	Total/NA	Water	Evaporation	
280-56612-8	MW-FL1	Total/NA	Water	Evaporation	
280-56612-9	MW-FL3	Total/NA	Water	Evaporation	
280-56612-11	MW-1B	Total/NA	Water	Evaporation	
280-56638-2	MW-6AR	Total/NA	Water	Evaporation	
280-56638-3	MW-6BR	Total/NA	Water	Evaporation	
280-56638-4	MW-4A	Total/NA	Water	Evaporation	
280-56638-5	MW-4B	Total/NA	Water	Evaporation	
280-56638-6	MW-FL2R	Total/NA	Water	Evaporation	
280-56638-7	MW-2AR	Total/NA	Water	Evaporation	
280-56638-8	MW-2B	Total/NA	Water	Evaporation	
280-56638-9	MW-8R	Total/NA	Water	Evaporation	
LCS 160-128176/2-A	Lab Control Sample	Total/NA	Water	Evaporation	

Rad (Continued)

Prep Batch: 128176 (Continued)

Lab Sample ID	Client Sample ID	Prep Type	Matrix	Method	Prep Batch
LCSB 160-128176/3-A	Lab Control Sample	Total/NA	Water	Evaporation	
MB 160-128176/1-A	Method Blank	Total/NA	Water	Evaporation	

Field Service / Mobile Lab

Analysis Batch: 231642

Lab Sample ID	Client Sample ID	Prep Type	Matrix	Method	Prep Batch
280-56612-1	MW-1A	Total/NA	Water	Field Sampling	
280-56612-2	MW-7A	Total/NA	Water	Field Sampling	
280-56612-3	MW-7B	Total/NA	Water	Field Sampling	
280-56612-4	MW-5A	Total/NA	Water	Field Sampling	
280-56612-5	MW-5B	Total/NA	Water	Field Sampling	
280-56612-6	MW-3A	Total/NA	Water	Field Sampling	
280-56612-7	MW-3B	Total/NA	Water	Field Sampling	
280-56612-8	MW-FL1	Total/NA	Water	Field Sampling	
280-56612-9	MW-FL3	Total/NA	Water	Field Sampling	
280-56612-11	MW-1B	Total/NA	Water	Field Sampling	
280-56638-1	Equipment Blank	Total/NA	Water	Field Sampling	
280-56638-2	MW-6AR	Total/NA	Water	Field Sampling	
280-56638-3	MW-6BR	Total/NA	Water	Field Sampling	
280-56638-4	MW-4A	Total/NA	Water	Field Sampling	
280-56638-5	MW-4B	Total/NA	Water	Field Sampling	
280-56638-6	MW-FL2R	Total/NA	Water	Field Sampling	
280-56638-7	MW-2AR	Total/NA	Water	Field Sampling	
280-56638-8	MW-2B	Total/NA	Water	Field Sampling	
280-56638-9	MW-8R	Total/NA	Water	Field Sampling	

Lab Chronicle

Client: Waste Management
Project/Site: FL26|Vista

TestAmerica Job ID: 280-56612-1

Client Sample ID: MW-1A

Lab Sample ID: 280-56612-1

Date Collected: 06/12/14 14:01

Matrix: Water

Date Received: 06/13/14 09:45

Prep Type	Batch Type	Batch Method	Run	Dil Factor	Initial Amount	Final Amount	Batch Number	Prepared or Analyzed	Analyst	Lab
Total/NA	Analysis	8260B		1	20 mL	20 mL	231464	06/23/14 14:17	TAW	TAL DEN
Total/NA	Prep	8011			34.7 mL	35 mL	231588	06/23/14 13:53	MPS	TAL DEN
Total/NA	Analysis	8011		1	34.7 mL	35 mL	231608	06/24/14 02:40	MPS	TAL DEN
Total Recoverable	Prep	3005A			50 mL	50 mL	230282	06/16/14 07:30	LLB	TAL DEN
Total Recoverable	Analysis	6010B		1	50 mL	50 mL	231403	06/21/14 00:02	CRR	TAL DEN
Total Recoverable	Prep	3005A			50 mL	50 mL	230283	06/16/14 07:30	LLB	TAL DEN
Total Recoverable	Analysis	6020		1	50 mL	50 mL	230582	06/17/14 08:51	LMT	TAL DEN
Total/NA	Prep	7470A			30 mL	30 mL	230406	06/16/14 11:30	JM	TAL DEN
Total/NA	Analysis	7470A		1	30 mL	30 mL	230603	06/16/14 17:36	JM	TAL DEN
Total/NA	Analysis	300.0		1	5 mL	5 mL	230130	06/13/14 22:32	TLP	TAL DEN
Total/NA	Analysis	300.0		5	5 mL	5 mL	230129	06/14/14 11:20	TLP	TAL DEN
Total/NA	Analysis	350.1		1	10 mL	10 mL	231989	06/24/14 16:28	AFH	TAL DEN
Total/NA	Analysis	SM 2120B		1	50 mL	50 mL	230328	06/13/14 23:00	DVA	TAL DEN
Total/NA	Analysis	SM 2540C		1	100 mL	100 mL	230307	06/14/14 10:46	CML	TAL DEN
Total/NA	Prep	Evaporation			200 mL	1.0 g	128176	06/23/14 09:57	MJS	TAL SL
Total/NA	Analysis	9310		1	200 mL		128388	06/24/14 15:57	MLK	TAL SL
Total/NA	Analysis	Field Sampling		1			231642	06/12/14 12:01	PS	TAL DEN

Client Sample ID: MW-7A

Lab Sample ID: 280-56612-2

Date Collected: 06/12/14 13:26

Matrix: Water

Date Received: 06/13/14 09:45

Prep Type	Batch Type	Batch Method	Run	Dil Factor	Initial Amount	Final Amount	Batch Number	Prepared or Analyzed	Analyst	Lab
Total/NA	Analysis	8260B		1	20 mL	20 mL	231464	06/23/14 15:21	TAW	TAL DEN
Total/NA	Prep	8011			34.1 mL	35 mL	231588	06/23/14 13:53	MPS	TAL DEN
Total/NA	Analysis	8011		1	34.1 mL	35 mL	231608	06/24/14 02:59	MPS	TAL DEN
Total Recoverable	Prep	3005A			50 mL	50 mL	230282	06/16/14 07:30	LLB	TAL DEN
Total Recoverable	Analysis	6010B		1	50 mL	50 mL	231403	06/21/14 00:22	CRR	TAL DEN
Total Recoverable	Prep	3005A			50 mL	50 mL	230283	06/16/14 07:30	LLB	TAL DEN
Total Recoverable	Analysis	6020		1	50 mL	50 mL	230582	06/17/14 02:00	LMT	TAL DEN
Total/NA	Prep	7470A			30 mL	30 mL	230406	06/16/14 11:30	JM	TAL DEN
Total/NA	Analysis	7470A		1	30 mL	30 mL	230603	06/16/14 17:43	JM	TAL DEN
Total/NA	Analysis	300.0		1	5 mL	5 mL	230130	06/13/14 22:52	TLP	TAL DEN
Total/NA	Analysis	300.0		5	5 mL	5 mL	230129	06/14/14 11:40	TLP	TAL DEN
Total/NA	Analysis	350.1		1	10 mL	10 mL	231989	06/24/14 16:34	AFH	TAL DEN
Total/NA	Analysis	SM 2120B		1	50 mL	50 mL	230328	06/13/14 23:00	DVA	TAL DEN
Total/NA	Analysis	SM 2540C		1	100 mL	100 mL	230307	06/14/14 10:46	CML	TAL DEN
Total/NA	Prep	Evaporation			200 mL	1.0 g	128176	06/23/14 09:57	MJS	TAL SL
Total/NA	Analysis	9310		1	200 mL		128388	06/24/14 15:57	MLK	TAL SL
Total/NA	Analysis	Field Sampling		1			231642	06/12/14 11:26	PS	TAL DEN

Client Sample ID: MW-7B

Lab Sample ID: 280-56612-3

Date Collected: 06/12/14 12:52

Matrix: Water

Date Received: 06/13/14 09:45

Prep Type	Batch Type	Batch Method	Run	Dil Factor	Initial Amount	Final Amount	Batch Number	Prepared or Analyzed	Analyst	Lab
Total/NA	Analysis	8260B		1	20 mL	20 mL	231464	06/23/14 15:43	TAW	TAL DEN
Total/NA	Prep	8011			33.8 mL	35 mL	231908	06/25/14 14:14	MPS	TAL DEN
Total/NA	Analysis	8011		1	33.8 mL	35 mL	231911	06/25/14 18:22	MPS	TAL DEN
Total Recoverable	Prep	3005A			50 mL	50 mL	230282	06/16/14 07:30	LLB	TAL DEN
Total Recoverable	Analysis	6010B		1	50 mL	50 mL	231403	06/21/14 00:24	CRR	TAL DEN
Total Recoverable	Prep	3005A			50 mL	50 mL	230283	06/16/14 07:30	LLB	TAL DEN
Total Recoverable	Analysis	6020		1	50 mL	50 mL	230582	06/17/14 02:19	LMT	TAL DEN
Total/NA	Prep	7470A			30 mL	30 mL	230406	06/16/14 11:30	JM	TAL DEN
Total/NA	Analysis	7470A		1	30 mL	30 mL	230603	06/16/14 17:45	JM	TAL DEN
Total/NA	Analysis	300.0		1	5 mL	5 mL	230129	06/13/14 23:12	TLP	TAL DEN
Total/NA	Analysis	300.0		1	5 mL	5 mL	230130	06/13/14 23:12	TLP	TAL DEN
Total/NA	Analysis	350.1		1	10 mL	10 mL	231989	06/24/14 16:36	AFH	TAL DEN
Total/NA	Analysis	SM 2120B		1	50 mL	50 mL	230328	06/13/14 23:00	DVA	TAL DEN
Total/NA	Analysis	SM 2540C		1	100 mL	100 mL	230307	06/14/14 10:46	CML	TAL DEN
Total/NA	Prep	Evaporation			200 mL	1.0 g	128176	06/23/14 09:57	MJS	TAL SL
Total/NA	Analysis	9310		1	200 mL		128388	06/24/14 15:57	MLK	TAL SL
Total/NA	Analysis	Field Sampling		1			231642	06/12/14 10:52	PS	TAL DEN

Client Sample ID: MW-5A

Lab Sample ID: 280-56612-4

Date Collected: 06/12/14 12:14

Matrix: Water

Date Received: 06/13/14 09:45

Prep Type	Batch Type	Batch Method	Run	Dil Factor	Initial Amount	Final Amount	Batch Number	Prepared or Analyzed	Analyst	Lab
Total/NA	Analysis	8260B		1	20 mL	20 mL	231464	06/23/14 16:04	TAW	TAL DEN
Total/NA	Prep	8011			33.9 mL	35 mL	231908	06/25/14 14:14	MPS	TAL DEN
Total/NA	Analysis	8011		1	33.9 mL	35 mL	231911	06/25/14 18:41	MPS	TAL DEN
Total Recoverable	Prep	3005A			50 mL	50 mL	230282	06/16/14 07:30	LLB	TAL DEN
Total Recoverable	Analysis	6010B		1	50 mL	50 mL	231403	06/21/14 00:27	CRR	TAL DEN
Total Recoverable	Prep	3005A			50 mL	50 mL	230283	06/16/14 07:30	LLB	TAL DEN
Total Recoverable	Analysis	6020		1	50 mL	50 mL	230582	06/17/14 02:31	LMT	TAL DEN
Total/NA	Prep	7470A			30 mL	30 mL	230406	06/16/14 11:30	JM	TAL DEN
Total/NA	Analysis	7470A		1	30 mL	30 mL	230603	06/16/14 17:48	JM	TAL DEN
Total/NA	Analysis	300.0		1	5 mL	5 mL	230129	06/14/14 00:31	TLP	TAL DEN
Total/NA	Analysis	300.0		1	5 mL	5 mL	230130	06/14/14 00:31	TLP	TAL DEN
Total/NA	Analysis	350.1		1	10 mL	10 mL	231989	06/24/14 16:38	AFH	TAL DEN
Total/NA	Analysis	SM 2120B		1	50 mL	50 mL	230328	06/13/14 23:00	DVA	TAL DEN
Total/NA	Analysis	SM 2540C		1	100 mL	100 mL	230411	06/16/14 09:54	RSN	TAL DEN
Total/NA	Prep	Evaporation			200 mL	1.0 g	128176	06/23/14 09:57	MJS	TAL SL
Total/NA	Analysis	9310		1	200 mL		128446	06/24/14 16:12	RTM	TAL SL
Total/NA	Analysis	Field Sampling		1			231642	06/12/14 10:14	PS	TAL DEN

Client Sample ID: MW-5B

Lab Sample ID: 280-56612-5

Date Collected: 06/12/14 11:40

Matrix: Water

Date Received: 06/13/14 09:45

Prep Type	Batch Type	Batch Method	Run	Dil Factor	Initial Amount	Final Amount	Batch Number	Prepared or Analyzed	Analyst	Lab
Total/NA	Analysis	8260B		1	20 mL	20 mL	231464	06/23/14 16:26	TAW	TAL DEN
Total/NA	Prep	8011			35 mL	35 mL	231908	06/25/14 14:14	MPS	TAL DEN
Total/NA	Analysis	8011		1	35 mL	35 mL	231911	06/25/14 19:00	MPS	TAL DEN
Total Recoverable	Prep	3005A			50 mL	50 mL	230282	06/16/14 07:30	LLB	TAL DEN
Total Recoverable	Analysis	6010B		1	50 mL	50 mL	231403	06/21/14 00:29	CRR	TAL DEN
Total Recoverable	Prep	3005A			50 mL	50 mL	230283	06/16/14 07:30	LLB	TAL DEN
Total Recoverable	Analysis	6020		1	50 mL	50 mL	230582	06/17/14 02:35	LMT	TAL DEN
Total/NA	Prep	7470A			30 mL	30 mL	230406	06/16/14 11:30	JM	TAL DEN
Total/NA	Analysis	7470A		1	30 mL	30 mL	230603	06/16/14 17:50	JM	TAL DEN
Total/NA	Analysis	300.0		1	5 mL	5 mL	230129	06/14/14 00:51	TLP	TAL DEN
Total/NA	Analysis	300.0		1	5 mL	5 mL	230130	06/14/14 00:51	TLP	TAL DEN
Total/NA	Analysis	350.1		1	10 mL	10 mL	231989	06/24/14 16:40	AFH	TAL DEN
Total/NA	Analysis	SM 2120B		1	50 mL	50 mL	230328	06/13/14 23:00	DVA	TAL DEN
Total/NA	Analysis	SM 2540C		1	100 mL	100 mL	230411	06/16/14 09:54	RSN	TAL DEN
Total/NA	Prep	Evaporation			200 mL	1.0 g	128176	06/23/14 09:57	MJS	TAL SL
Total/NA	Analysis	9310		1	200 mL		128446	06/24/14 16:12	RTM	TAL SL
Total/NA	Analysis	Field Sampling		1			231642	06/12/14 09:40	PS	TAL DEN

Client Sample ID: MW-3A

Lab Sample ID: 280-56612-6

Date Collected: 06/12/14 11:07

Matrix: Water

Date Received: 06/13/14 09:45

Prep Type	Batch Type	Batch Method	Run	Dil Factor	Initial Amount	Final Amount	Batch Number	Prepared or Analyzed	Analyst	Lab
Total/NA	Analysis	8260B		1	20 mL	20 mL	231464	06/23/14 16:47	TAW	TAL DEN
Total/NA	Prep	8011			34 mL	35 mL	231908	06/25/14 14:14	MPS	TAL DEN
Total/NA	Analysis	8011		1	34 mL	35 mL	231911	06/25/14 19:19	MPS	TAL DEN
Total Recoverable	Prep	3005A			50 mL	50 mL	230282	06/16/14 07:30	LLB	TAL DEN
Total Recoverable	Analysis	6010B		1	50 mL	50 mL	231403	06/21/14 00:32	CRR	TAL DEN
Total Recoverable	Prep	3005A			50 mL	50 mL	230283	06/16/14 07:30	LLB	TAL DEN
Total Recoverable	Analysis	6020		1	50 mL	50 mL	230582	06/17/14 02:39	LMT	TAL DEN
Total/NA	Prep	7470A			30 mL	30 mL	230406	06/16/14 11:30	JM	TAL DEN
Total/NA	Analysis	7470A		1	30 mL	30 mL	230603	06/16/14 17:57	JM	TAL DEN
Total/NA	Analysis	300.0		1	5 mL	5 mL	230129	06/14/14 02:50	TLP	TAL DEN
Total/NA	Analysis	300.0		1	5 mL	5 mL	230130	06/14/14 02:50	TLP	TAL DEN
Total/NA	Analysis	350.1		1	10 mL	10 mL	231989	06/24/14 16:42	AFH	TAL DEN
Total/NA	Analysis	SM 2120B		1	50 mL	50 mL	230328	06/13/14 23:00	DVA	TAL DEN
Total/NA	Analysis	SM 2540C		1	100 mL	100 mL	230411	06/16/14 09:54	RSN	TAL DEN
Total/NA	Prep	Evaporation			200 mL	1.0 g	128176	06/23/14 09:57	MJS	TAL SL
Total/NA	Analysis	9310		1	200 mL		128446	06/24/14 16:13	RTM	TAL SL
Total/NA	Analysis	Field Sampling		1			231642	06/12/14 09:07	PS	TAL DEN

Lab Chronicle

Client: Waste Management
Project/Site: FL26|Vista

TestAmerica Job ID: 280-56612-1

Client Sample ID: MW-3B

Lab Sample ID: 280-56612-7

Date Collected: 06/12/14 10:31
Matrix: Water
Date Received: 06/13/14 09:45

Prep Type	Batch Type	Batch Method	Run	Dil Factor	Initial Amount	Final Amount	Batch Number	Prepared or Analyzed	Analyst	Lab
Total/NA	Analysis	8260B		1	20 mL	20 mL	231464	06/23/14 17:08	TAW	TAL DEN
Total/NA	Prep	8011			34.4 mL	35 mL	231908	06/25/14 14:14	MPS	TAL DEN
Total/NA	Analysis	8011		1	34.4 mL	35 mL	231911	06/25/14 19:38	MPS	TAL DEN
Total Recoverable	Prep	3005A			50 mL	50 mL	230282	06/16/14 07:30	LLB	TAL DEN
Total Recoverable	Analysis	6010B		1	50 mL	50 mL	231403	06/21/14 00:34	CRR	TAL DEN
Total Recoverable	Prep	3005A			50 mL	50 mL	230283	06/16/14 07:30	LLB	TAL DEN
Total Recoverable	Analysis	6020		1	50 mL	50 mL	230582	06/17/14 02:42	LMT	TAL DEN
Total/NA	Prep	7470A			30 mL	30 mL	230406	06/16/14 11:30	JM	TAL DEN
Total/NA	Analysis	7470A		1	30 mL	30 mL	230603	06/16/14 17:59	JM	TAL DEN
Total/NA	Analysis	300.0		1	5 mL	5 mL	230129	06/14/14 03:10	TLP	TAL DEN
Total/NA	Analysis	300.0		1	5 mL	5 mL	230130	06/14/14 03:10	TLP	TAL DEN
Total/NA	Analysis	350.1		1	10 mL	10 mL	231989	06/24/14 16:56	AFH	TAL DEN
Total/NA	Analysis	SM 2120B		1	50 mL	50 mL	230328	06/13/14 23:00	DVA	TAL DEN
Total/NA	Analysis	SM 2540C		1	100 mL	100 mL	230411	06/16/14 09:54	RSN	TAL DEN
Total/NA	Prep	Evaporation			200 mL	1.0 g	128176	06/23/14 09:57	MJS	TAL SL
Total/NA	Analysis	9310		1	200 mL		128446	06/24/14 16:13	RTM	TAL SL
Total/NA	Analysis	Field Sampling		1			231642	06/12/14 08:31	PS	TAL DEN

Client Sample ID: MW-FL1

Lab Sample ID: 280-56612-8

Date Collected: 06/12/14 09:55
Matrix: Water
Date Received: 06/13/14 09:45

Prep Type	Batch Type	Batch Method	Run	Dil Factor	Initial Amount	Final Amount	Batch Number	Prepared or Analyzed	Analyst	Lab
Total/NA	Analysis	8260B		1	20 mL	20 mL	231464	06/23/14 17:30	TAW	TAL DEN
Total Recoverable	Prep	3005A			50 mL	50 mL	230282	06/16/14 07:30	LLB	TAL DEN
Total Recoverable	Analysis	6010B		1	50 mL	50 mL	231403	06/21/14 00:37	CRR	TAL DEN
Total Recoverable	Prep	3005A			50 mL	50 mL	230283	06/16/14 07:30	LLB	TAL DEN
Total Recoverable	Analysis	6020		1	50 mL	50 mL	230582	06/17/14 02:46	LMT	TAL DEN
Total/NA	Prep	7470A			30 mL	30 mL	230406	06/16/14 11:30	JM	TAL DEN
Total/NA	Analysis	7470A		1	30 mL	30 mL	230603	06/16/14 18:02	JM	TAL DEN
Total/NA	Analysis	300.0		1	5 mL	5 mL	230129	06/14/14 03:30	TLP	TAL DEN
Total/NA	Analysis	300.0		1	5 mL	5 mL	230130	06/14/14 03:30	TLP	TAL DEN
Total/NA	Analysis	350.1		1	10 mL	10 mL	231989	06/24/14 16:58	AFH	TAL DEN
Total/NA	Analysis	SM 2120B		1	50 mL	50 mL	230328	06/13/14 23:00	DVA	TAL DEN
Total/NA	Analysis	SM 2540C		1	100 mL	100 mL	230411	06/16/14 09:54	RSN	TAL DEN
Total/NA	Prep	Evaporation			200 mL	1.0 g	128176	06/23/14 09:57	MJS	TAL SL
Total/NA	Analysis	9310		1	200 mL		128446	06/24/14 16:13	RTM	TAL SL
Total/NA	Analysis	Field Sampling		1			231642	06/12/14 07:55	PS	TAL DEN

Client Sample ID: MW-FL3

Lab Sample ID: 280-56612-9

Date Collected: 06/12/14 15:23
Matrix: Water
Date Received: 06/13/14 09:45

Prep Type	Batch Type	Batch Method	Run	Dil Factor	Initial Amount	Final Amount	Batch Number	Prepared or Analyzed	Analyst	Lab
Total/NA	Analysis	8260B		1	20 mL	20 mL	231464	06/23/14 17:51	TAW	TAL DEN
Total/NA	Prep	8011			35.2 mL	35 mL	231908	06/25/14 14:14	MPS	TAL DEN
Total/NA	Analysis	8011		1	35.2 mL	35 mL	231911	06/25/14 19:58	MPS	TAL DEN
Total Recoverable	Prep	3005A			50 mL	50 mL	230282	06/16/14 07:30	LLB	TAL DEN
Total Recoverable	Analysis	6010B		1	50 mL	50 mL	231403	06/21/14 00:40	CRR	TAL DEN
Total Recoverable	Prep	3005A			50 mL	50 mL	230283	06/16/14 07:30	LLB	TAL DEN
Total Recoverable	Analysis	6020		1	50 mL	50 mL	230582	06/17/14 02:50	LMT	TAL DEN
Total/NA	Prep	7470A			30 mL	30 mL	230406	06/16/14 11:30	JM	TAL DEN
Total/NA	Analysis	7470A		1	30 mL	30 mL	230603	06/16/14 18:04	JM	TAL DEN
Total/NA	Analysis	300.0		1	5 mL	5 mL	230129	06/14/14 03:50	TLP	TAL DEN
Total/NA	Analysis	300.0		1	5 mL	5 mL	230130	06/14/14 03:50	TLP	TAL DEN
Total/NA	Analysis	350.1		1	10 mL	10 mL	231989	06/24/14 17:00	AFH	TAL DEN
Total/NA	Analysis	SM 2120B		1	50 mL	50 mL	230328	06/13/14 23:00	DVA	TAL DEN
Total/NA	Analysis	SM 2540C		1	100 mL	100 mL	230411	06/16/14 09:54	RSN	TAL DEN
Total/NA	Prep	Evaporation			200 mL	1.0 g	128176	06/23/14 09:57	MJS	TAL SL
Total/NA	Analysis	9310		1	200 mL		128446	06/24/14 16:13	RTM	TAL SL
Total/NA	Analysis	Field Sampling		1			231642	06/12/14 13:23	PS	TAL DEN

Client Sample ID: TRIP BLANK

Lab Sample ID: 280-56612-10

Date Collected: 06/12/14 09:55
Matrix: Water
Date Received: 06/13/14 09:45

Prep Type	Batch Type	Batch Method	Run	Dil Factor	Initial Amount	Final Amount	Batch Number	Prepared or Analyzed	Analyst	Lab
Total/NA	Analysis	8260B		1	20 mL	20 mL	231464	06/23/14 18:12	TAW	TAL DEN

Client Sample ID: MW-1B

Lab Sample ID: 280-56612-11

Date Collected: 06/12/14 14:41
Matrix: Water
Date Received: 06/13/14 09:45

Prep Type	Batch Type	Batch Method	Run	Dil Factor	Initial Amount	Final Amount	Batch Number	Prepared or Analyzed	Analyst	Lab
Total/NA	Analysis	8260B		1	20 mL	20 mL	231464	06/23/14 18:34	TAW	TAL DEN
Total/NA	Prep	8011			34.4 mL	35 mL	231908	06/25/14 14:14	MPS	TAL DEN
Total/NA	Analysis	8011		1	34.4 mL	35 mL	231911	06/25/14 20:17	MPS	TAL DEN
Total Recoverable	Prep	3005A			50 mL	50 mL	230282	06/16/14 07:30	LLB	TAL DEN
Total Recoverable	Analysis	6010B		1	50 mL	50 mL	231403	06/21/14 00:42	CRR	TAL DEN
Total Recoverable	Prep	3005A			50 mL	50 mL	230283	06/16/14 07:30	LLB	TAL DEN
Total Recoverable	Analysis	6020		1	50 mL	50 mL	230582	06/17/14 02:54	LMT	TAL DEN
Total/NA	Prep	7470A			30 mL	30 mL	230406	06/16/14 11:30	JM	TAL DEN
Total/NA	Analysis	7470A		1	30 mL	30 mL	230603	06/16/14 18:06	JM	TAL DEN
Total/NA	Analysis	300.0		1	5 mL	5 mL	230129	06/14/14 04:10	TLP	TAL DEN
Total/NA	Analysis	300.0		1	5 mL	5 mL	230130	06/14/14 04:10	TLP	TAL DEN
Total/NA	Analysis	350.1		1	10 mL	10 mL	231989	06/24/14 17:02	AFH	TAL DEN

Client Sample ID: MW-1B

Lab Sample ID: 280-56612-11

Date Collected: 06/12/14 14:41

Matrix: Water

Date Received: 06/13/14 09:45

Prep Type	Batch Type	Batch Method	Run	Dil Factor	Initial Amount	Final Amount	Batch Number	Prepared or Analyzed	Analyst	Lab
Total/NA	Analysis	SM 2120B		1	50 mL	50 mL	230328	06/13/14 23:00	DVA	TAL DEN
Total/NA	Analysis	SM 2540C		1	100 mL	100 mL	230411	06/16/14 09:54	RSN	TAL DEN
Total/NA	Prep	Evaporation			200 mL	1.0 g	128176	06/23/14 09:57	MJS	TAL SL
Total/NA	Analysis	9310		1	200 mL		128446	06/24/14 16:13	RTM	TAL SL
Total/NA	Analysis	Field Sampling		1			231642	06/12/14 12:41	PS	TAL DEN

Client Sample ID: Equipment Blank

Lab Sample ID: 280-56638-1

Date Collected: 06/13/14 11:55

Matrix: Water

Date Received: 06/14/14 09:00

Prep Type	Batch Type	Batch Method	Run	Dil Factor	Initial Amount	Final Amount	Batch Number	Prepared or Analyzed	Analyst	Lab
Total Recoverable	Prep	3005A			50 mL	50 mL	230338	06/16/14 13:00	LLB	TAL DEN
Total Recoverable	Analysis	6010B		1	50 mL	50 mL	231404	06/20/14 19:06	CRR	TAL DEN
Total Recoverable	Prep	3005A			50 mL	50 mL	230337	06/16/14 13:00	LLB	TAL DEN
Total Recoverable	Analysis	6020		1	50 mL	50 mL	230738	06/18/14 03:13	LMT	TAL DEN
Total/NA	Prep	7470A			30 mL	30 mL	230792	06/18/14 11:30	JM	TAL DEN
Total/NA	Analysis	7470A		1	30 mL	30 mL	231114	06/18/14 16:04	JM	TAL DEN
Total/NA	Analysis	300.0		1	5 mL	5 mL	230309	06/14/14 15:25	MW1	TAL DEN
Total/NA	Analysis	300.0		1	5 mL	5 mL	230310	06/14/14 15:25	MW1	TAL DEN
Total/NA	Analysis	350.1		1	10 mL	10 mL	231989	06/24/14 17:04	AFH	TAL DEN
Total/NA	Analysis	SM 2120B		1	50 mL	50 mL	230326	06/14/14 14:37	DVA	TAL DEN
Total/NA	Analysis	SM 2540C		1	100 mL	100 mL	230427	06/16/14 11:15	RSN	TAL DEN
Total/NA	Analysis	Field Sampling		1			231642	06/13/14 09:55	PS	TAL DEN

Client Sample ID: MW-6AR

Lab Sample ID: 280-56638-2

Date Collected: 06/13/14 11:35

Matrix: Water

Date Received: 06/14/14 09:00

Prep Type	Batch Type	Batch Method	Run	Dil Factor	Initial Amount	Final Amount	Batch Number	Prepared or Analyzed	Analyst	Lab
Total/NA	Analysis	8260B		1	20 mL	20 mL	231464	06/23/14 18:55	TAW	TAL DEN
Total/NA	Prep	8011			34.2 mL	35 mL	231908	06/25/14 14:14	MPS	TAL DEN
Total/NA	Analysis	8011		1	34.2 mL	35 mL	231911	06/25/14 20:54	MPS	TAL DEN
Total Recoverable	Prep	3005A			50 mL	50 mL	230338	06/16/14 13:00	LLB	TAL DEN
Total Recoverable	Analysis	6010B		1	50 mL	50 mL	231404	06/20/14 19:09	CRR	TAL DEN
Total Recoverable	Prep	3005A			50 mL	50 mL	230337	06/16/14 13:00	LLB	TAL DEN
Total Recoverable	Analysis	6020		1	50 mL	50 mL	230738	06/18/14 03:17	LMT	TAL DEN
Total/NA	Prep	7470A			30 mL	30 mL	230792	06/18/14 11:30	JM	TAL DEN
Total/NA	Analysis	7470A		1	30 mL	30 mL	231114	06/18/14 16:07	JM	TAL DEN
Total/NA	Analysis	300.0		1	5 mL	5 mL	230310	06/14/14 15:41	MW1	TAL DEN
Total/NA	Analysis	300.0		5	5 mL	5 mL	230309	06/15/14 10:33	MW1	TAL DEN
Total/NA	Analysis	350.1		1	10 mL	10 mL	231989	06/24/14 17:10	AFH	TAL DEN
Total/NA	Analysis	SM 2120B		1	50 mL	50 mL	230326	06/14/14 14:37	DVA	TAL DEN

Client Sample ID: MW-6AR — Lab Sample ID: 280-56638-2

Date Collected: 06/13/14 11:35 — **Matrix: Water**
Date Received: 06/14/14 09:00

Prep Type	Batch Type	Batch Method	Run	Dil Factor	Initial Amount	Final Amount	Batch Number	Prepared or Analyzed	Analyst	Lab
Total/NA	Analysis	SM 2540C		1	100 mL	100 mL	230427	06/16/14 11:15	RSN	TAL DEN
Total/NA	Prep	Evaporation			200 mL	1.0 g	128176	06/23/14 09:57	MJS	TAL SL
Total/NA	Analysis	9310		1	200 mL		128446	06/24/14 16:13	RTM	TAL SL
Total/NA	Analysis	Field Sampling		1			231642	06/13/14 09:35	PS	TAL DEN

Client Sample ID: MW-6BR — Lab Sample ID: 280-56638-3

Date Collected: 06/13/14 10:50 — **Matrix: Water**
Date Received: 06/14/14 09:00

Prep Type	Batch Type	Batch Method	Run	Dil Factor	Initial Amount	Final Amount	Batch Number	Prepared or Analyzed	Analyst	Lab
Total/NA	Analysis	8260B		1	20 mL	20 mL	231464	06/23/14 19:16	TAW	TAL DEN
Total/NA	Prep	8011			34.7 mL	35 mL	231908	06/25/14 14:14	MPS	TAL DEN
Total/NA	Analysis	8011		1	34.7 mL	35 mL	231911	06/25/14 21:13	MPS	TAL DEN
Total Recoverable	Prep	3005A			50 mL	50 mL	230338	06/16/14 13:00	LLB	TAL DEN
Total Recoverable	Analysis	6010B		1	50 mL	50 mL	231404	06/20/14 19:11	CRR	TAL DEN
Total Recoverable	Prep	3005A			50 mL	50 mL	230337	06/16/14 13:00	LLB	TAL DEN
Total Recoverable	Analysis	6020		1	50 mL	50 mL	230738	06/18/14 03:42	LMT	TAL DEN
Total/NA	Prep	7470A			30 mL	30 mL	230792	06/18/14 11:30	JM	TAL DEN
Total/NA	Analysis	7470A		1	30 mL	30 mL	231114	06/18/14 16:09	JM	TAL DEN
Total/NA	Analysis	300.0		1	5 mL	5 mL	230309	06/14/14 16:44	MW1	TAL DEN
Total/NA	Analysis	300.0		1	5 mL	5 mL	230310	06/14/14 16:44	MW1	TAL DEN
Total/NA	Analysis	350.1		1	10 mL	10 mL	231989	06/24/14 17:12	AFH	TAL DEN
Total/NA	Analysis	SM 2120B		1	50 mL	50 mL	230326	06/14/14 14:37	DVA	TAL DEN
Total/NA	Analysis	SM 2540C		1	100 mL	100 mL	230427	06/16/14 11:15	RSN	TAL DEN
Total/NA	Prep	Evaporation			200 mL	1.0 g	128176	06/23/14 09:57	MJS	TAL SL
Total/NA	Analysis	9310		1	200 mL		128446	06/24/14 16:14	RTM	TAL SL
Total/NA	Analysis	Field Sampling		1			231642	06/13/14 08:50	PS	TAL DEN

Client Sample ID: MW-4A — Lab Sample ID: 280-56638-4

Date Collected: 06/13/14 10:14 — **Matrix: Water**
Date Received: 06/14/14 09:00

Prep Type	Batch Type	Batch Method	Run	Dil Factor	Initial Amount	Final Amount	Batch Number	Prepared or Analyzed	Analyst	Lab
Total/NA	Analysis	8260B		1	20 mL	20 mL	231464	06/23/14 19:38	TAW	TAL DEN
Total/NA	Prep	8011			34.1 mL	35 mL	231908	06/25/14 14:14	MPS	TAL DEN
Total/NA	Analysis	8011		1	34.1 mL	35 mL	231911	06/25/14 21:32	MPS	TAL DEN
Total Recoverable	Prep	3005A			50 mL	50 mL	230338	06/16/14 13:00	LLB	TAL DEN
Total Recoverable	Analysis	6010B		1	50 mL	50 mL	231404	06/20/14 19:31	CRR	TAL DEN
Total Recoverable	Prep	3005A			50 mL	50 mL	230337	06/16/14 13:00	LLB	TAL DEN
Total Recoverable	Analysis	6020		1	50 mL	50 mL	230738	06/18/14 03:46	LMT	TAL DEN
Total/NA	Prep	7470A			30 mL	30 mL	230792	06/18/14 11:30	JM	TAL DEN
Total/NA	Analysis	7470A		1	30 mL	30 mL	231114	06/18/14 16:11	JM	TAL DEN

Client Sample ID: MW-4A

Lab Sample ID: 280-56638-4

Date Collected: 06/13/14 10:14

Matrix: Water

Date Received: 06/14/14 09:00

Prep Type	Batch Type	Batch Method	Run	Dil Factor	Initial Amount	Final Amount	Batch Number	Prepared or Analyzed	Analyst	Lab
Total/NA	Analysis	300.0		1	5 mL	5 mL	230309	06/14/14 17:32	MW1	TAL DEN
Total/NA	Analysis	300.0		1	5 mL	5 mL	230310	06/14/14 17:32	MW1	TAL DEN
Total/NA	Analysis	350.1		1	10 mL	10 mL	231989	06/24/14 17:14	AFH	TAL DEN
Total/NA	Analysis	SM 2120B		1	50 mL	50 mL	230326	06/14/14 14:37	DVA	TAL DEN
Total/NA	Analysis	SM 2540C		1	100 mL	100 mL	230427	06/16/14 11:15	RSN	TAL DEN
Total/NA	Prep	Evaporation			200 mL	1.0 g	128176	06/23/14 09:57	MJS	TAL SL
Total/NA	Analysis	9310		1	200 mL		128446	06/24/14 16:14	RTM	TAL SL
Total/NA	Analysis	Field Sampling		1			231642	06/13/14 08:14	PS	TAL DEN

Client Sample ID: MW-4B

Lab Sample ID: 280-56638-5

Date Collected: 06/13/14 09:39

Matrix: Water

Date Received: 06/14/14 09:00

Prep Type	Batch Type	Batch Method	Run	Dil Factor	Initial Amount	Final Amount	Batch Number	Prepared or Analyzed	Analyst	Lab
Total/NA	Analysis	8260B		1	20 mL	20 mL	231464	06/23/14 19:59	TAW	TAL DEN
Total/NA	Prep	8011			35 mL	35 mL	231908	06/25/14 14:14	MPS	TAL DEN
Total/NA	Analysis	8011		1	35 mL	35 mL	231911	06/25/14 21:52	MPS	TAL DEN
Total Recoverable	Prep	3005A			50 mL	50 mL	230338	06/16/14 13:00	LLB	TAL DEN
Total Recoverable	Analysis	6010B		1	50 mL	50 mL	231404	06/20/14 19:33	CRR	TAL DEN
Total Recoverable	Prep	3005A			50 mL	50 mL	230337	06/16/14 13:00	LLB	TAL DEN
Total Recoverable	Analysis	6020		1	50 mL	50 mL	230738	06/18/14 03:49	LMT	TAL DEN
Total/NA	Prep	7470A			30 mL	30 mL	230792	06/18/14 11:30	JM	TAL DEN
Total/NA	Analysis	7470A		1	30 mL	30 mL	231114	06/18/14 16:13	JM	TAL DEN
Total/NA	Analysis	300.0		1	5 mL	5 mL	230309	06/14/14 17:48	MW1	TAL DEN
Total/NA	Analysis	300.0		1	5 mL	5 mL	230310	06/14/14 17:48	MW1	TAL DEN
Total/NA	Analysis	350.1		1	10 mL	10 mL	231989	06/24/14 17:34	AFH	TAL DEN
Total/NA	Analysis	SM 2120B		1	50 mL	50 mL	230326	06/14/14 14:37	DVA	TAL DEN
Total/NA	Analysis	SM 2540C		1	100 mL	100 mL	230427	06/16/14 11:15	RSN	TAL DEN
Total/NA	Prep	Evaporation			200 mL	1.0 g	128176	06/23/14 09:57	MJS	TAL SL
Total/NA	Analysis	9310		1	200 mL		128446	06/24/14 16:14	RTM	TAL SL
Total/NA	Analysis	Field Sampling		1			231642	06/13/14 07:39	PS	TAL DEN

Client Sample ID: MW-FL2R

Lab Sample ID: 280-56638-6

Date Collected: 06/13/14 09:03

Matrix: Water

Date Received: 06/14/14 09:00

Prep Type	Batch Type	Batch Method	Run	Dil Factor	Initial Amount	Final Amount	Batch Number	Prepared or Analyzed	Analyst	Lab
Total/NA	Analysis	8260B		1	20 mL	20 mL	231464	06/23/14 20:20	TAW	TAL DEN
Total/NA	Prep	8011			34.4 mL	35 mL	231908	06/25/14 14:14	MPS	TAL DEN
Total/NA	Analysis	8011		1	34.4 mL	35 mL	231911	06/25/14 22:10	MPS	TAL DEN
Total Recoverable	Prep	3005A			50 mL	50 mL	230338	06/16/14 13:00	LLB	TAL DEN
Total Recoverable	Analysis	6010B		1	50 mL	50 mL	231404	06/20/14 19:36	CRR	TAL DEN

Client Sample ID: MW-FL2R

Lab Sample ID: 280-56638-6

Date Collected: 06/13/14 09:03

Matrix: Water

Date Received: 06/14/14 09:00

Prep Type	Batch Type	Batch Method	Run	Dil Factor	Initial Amount	Final Amount	Batch Number	Prepared or Analyzed	Analyst	Lab
Total Recoverable	Prep	3005A			50 mL	50 mL	230337	06/16/14 13:00	LLB	TAL DEN
Total Recoverable	Analysis	6020		1	50 mL	50 mL	230738	06/18/14 03:53	LMT	TAL DEN
Total/NA	Prep	7470A			30 mL	30 mL	230792	06/18/14 11:30	JM	TAL DEN
Total/NA	Analysis	7470A		1	30 mL	30 mL	231114	06/18/14 16:16	JM	TAL DEN
Total/NA	Analysis	300.0		1	5 mL	5 mL	230309	06/14/14 18:04	MW1	TAL DEN
Total/NA	Analysis	300.0		1	5 mL	5 mL	230310	06/14/14 18:04	MW1	TAL DEN
Total/NA	Analysis	350.1		1	10 mL	10 mL	231989	06/24/14 17:36	AFH	TAL DEN
Total/NA	Analysis	SM 2120B		1	50 mL	50 mL	230326	06/14/14 14:37	DVA	TAL DEN
Total/NA	Analysis	SM 2540C		1	100 mL	100 mL	230427	06/16/14 11:15	RSN	TAL DEN
Total/NA	Prep	Evaporation			200 mL	1.0 g	128176	06/23/14 09:57	MJS	TAL SL
Total/NA	Analysis	9310		1	200 mL		128446	06/24/14 16:14	RTM	TAL SL
Total/NA	Analysis	Field Sampling		1			231642	06/13/14 07:03	PS	TAL DEN

Client Sample ID: MW-2AR

Lab Sample ID: 280-56638-7

Date Collected: 06/13/14 08:19

Matrix: Water

Date Received: 06/14/14 09:00

Prep Type	Batch Type	Batch Method	Run	Dil Factor	Initial Amount	Final Amount	Batch Number	Prepared or Analyzed	Analyst	Lab
Total/NA	Analysis	8260B		1	20 mL	20 mL	231464	06/23/14 20:42	TAW	TAL DEN
Total/NA	Prep	8011			34.3 mL	35 mL	231908	06/25/14 14:14	MPS	TAL DEN
Total/NA	Analysis	8011		1	34.3 mL	35 mL	231911	06/25/14 22:29	MPS	TAL DEN
Total Recoverable	Prep	3005A			50 mL	50 mL	230338	06/16/14 13:00	LLB	TAL DEN
Total Recoverable	Analysis	6010B		1	50 mL	50 mL	231404	06/20/14 19:38	CRR	TAL DEN
Total Recoverable	Prep	3005A			50 mL	50 mL	230337	06/16/14 13:00	LLB	TAL DEN
Total Recoverable	Analysis	6020		1	50 mL	50 mL	230738	06/18/14 03:57	LMT	TAL DEN
Total/NA	Prep	7470A			30 mL	30 mL	230792	06/18/14 11:30	JM	TAL DEN
Total/NA	Analysis	7470A		1	30 mL	30 mL	231114	06/18/14 16:23	JM	TAL DEN
Total/NA	Analysis	300.0		1	5 mL	5 mL	230309	06/14/14 18:20	MW1	TAL DEN
Total/NA	Analysis	300.0		1	5 mL	5 mL	230310	06/14/14 18:20	MW1	TAL DEN
Total/NA	Analysis	350.1		1	10 mL	10 mL	231989	06/24/14 17:38	AFH	TAL DEN
Total/NA	Analysis	SM 2120B		1	50 mL	50 mL	230326	06/14/14 14:37	DVA	TAL DEN
Total/NA	Analysis	SM 2540C		1	100 mL	100 mL	230427	06/16/14 11:15	RSN	TAL DEN
Total/NA	Prep	Evaporation			200 mL	1.0 g	128176	06/23/14 09:57	MJS	TAL SL
Total/NA	Analysis	9310		1	200 mL		128389	06/24/14 19:30	MLK	TAL SL
Total/NA	Analysis	Field Sampling		1			231642	06/13/14 06:19	PS	TAL DEN

Client Sample ID: MW-2B

Lab Sample ID: 280-56638-8

Date Collected: 06/13/14 07:49

Matrix: Water

Date Received: 06/14/14 09:00

Prep Type	Batch Type	Batch Method	Run	Dil Factor	Initial Amount	Final Amount	Batch Number	Prepared or Analyzed	Analyst	Lab
Total/NA	Analysis	8260B		1	20 mL	20 mL	231464	06/23/14 21:03	TAW	TAL DEN

Client Sample ID: MW-2B

Lab Sample ID: 280-56638-8

Date Collected: 06/13/14 07:49

Matrix: Water

Date Received: 06/14/14 09:00

Prep Type	Batch Type	Batch Method	Run	Dil Factor	Initial Amount	Final Amount	Batch Number	Prepared or Analyzed	Analyst	Lab
Total/NA	Prep	8011			34.8 mL	35 mL	231908	06/25/14 14:14	MPS	TAL DEN
Total/NA	Analysis	8011		1	34.8 mL	35 mL	231911	06/25/14 22:48	MPS	TAL DEN
Total Recoverable	Prep	3005A			50 mL	50 mL	230338	06/16/14 13:00	LLB	TAL DEN
Total Recoverable	Analysis	6010B		1	50 mL	50 mL	231404	06/20/14 19:41	CRR	TAL DEN
Total Recoverable	Prep	3005A			50 mL	50 mL	230337	06/16/14 13:00	LLB	TAL DEN
Total Recoverable	Analysis	6020		1	50 mL	50 mL	230738	06/18/14 04:00	LMT	TAL DEN
Total/NA	Prep	7470A			30 mL	30 mL	230792	06/18/14 11:30	JM	TAL DEN
Total/NA	Analysis	7470A		1	30 mL	30 mL	231114	06/18/14 16:25	JM	TAL DEN
Total/NA	Analysis	300.0		1	5 mL	5 mL	230309	06/14/14 18:36	MW1	TAL DEN
Total/NA	Analysis	300.0		1	5 mL	5 mL	230310	06/14/14 18:36	MW1	TAL DEN
Total/NA	Analysis	350.1		1	10 mL	10 mL	231989	06/24/14 17:40	AFH	TAL DEN
Total/NA	Analysis	SM 2120B		1	50 mL	50 mL	230326	06/14/14 14:37	DVA	TAL DEN
Total/NA	Analysis	SM 2540C		1	100 mL	100 mL	230427	06/16/14 11:15	RSN	TAL DEN
Total/NA	Prep	Evaporation			200 mL	1.0 g	128176	06/23/14 09:57	MJS	TAL SL
Total/NA	Analysis	9310		1	200 mL		128389	06/24/14 19:30	MLK	TAL SL
Total/NA	Analysis	Field Sampling		1			231642	06/13/14 05:49	PS	TAL DEN

Client Sample ID: MW-8R

Lab Sample ID: 280-56638-9

Date Collected: 06/13/14 07:13

Matrix: Water

Date Received: 06/14/14 09:00

Prep Type	Batch Type	Batch Method	Run	Dil Factor	Initial Amount	Final Amount	Batch Number	Prepared or Analyzed	Analyst	Lab
Total/NA	Analysis	8260B		1	20 mL	20 mL	231464	06/23/14 21:24	TAW	TAL DEN
Total/NA	Prep	8011			34.2 mL	35 mL	231908	06/25/14 14:14	MPS	TAL DEN
Total/NA	Analysis	8011		1	34.2 mL	35 mL	231911	06/25/14 23:07	MPS	TAL DEN
Total Recoverable	Prep	3005A			50 mL	50 mL	230338	06/16/14 13:00	LLB	TAL DEN
Total Recoverable	Analysis	6010B		1	50 mL	50 mL	231404	06/20/14 19:43	CRR	TAL DEN
Total Recoverable	Prep	3005A			50 mL	50 mL	230337	06/16/14 13:00	LLB	TAL DEN
Total Recoverable	Analysis	6020		1	50 mL	50 mL	230738	06/18/14 04:04	LMT	TAL DEN
Total/NA	Prep	7470A			30 mL	30 mL	230792	06/18/14 11:30	JM	TAL DEN
Total/NA	Analysis	7470A		1	30 mL	30 mL	231114	06/18/14 16:27	JM	TAL DEN
Total/NA	Analysis	300.0		1	5 mL	5 mL	230309	06/14/14 18:51	MW1	TAL DEN
Total/NA	Analysis	300.0		1	5 mL	5 mL	230310	06/14/14 18:51	MW1	TAL DEN
Total/NA	Analysis	350.1		1	10 mL	10 mL	231989	06/24/14 17:42	AFH	TAL DEN
Total/NA	Analysis	SM 2120B		1	50 mL	50 mL	230326	06/14/14 14:37	DVA	TAL DEN
Total/NA	Analysis	SM 2540C		1	100 mL	100 mL	230427	06/16/14 11:15	RSN	TAL DEN
Total/NA	Prep	Evaporation			200 mL	1.0 g	128176	06/23/14 09:57	MJS	TAL SL
Total/NA	Analysis	9310		1	200 mL		128389	06/24/14 19:30	MLK	TAL SL
Total/NA	Analysis	Field Sampling		1			231642	06/13/14 05:13	PS	TAL DEN

Lab Chronicle

Client: Waste Management
Project/Site: FL26|Vista

TestAmerica Job ID: 280-56612-1

Client Sample ID: TRIP BLANK1

Lab Sample ID: 280-56638-10

Date Collected: 06/13/14 00:00
Matrix: Water
Date Received: 06/14/14 09:00

Prep Type	Batch Type	Batch Method	Run	Dil Factor	Initial Amount	Final Amount	Batch Number	Prepared or Analyzed	Analyst	Lab
Total/NA	Analysis	8260B		1	20 mL	20 mL	231464	06/23/14 21:45	TAW	TAL DEN

Client Sample ID: MW-FL1

Lab Sample ID: 280-56638-11

Date Collected: 06/12/14 09:55
Matrix: Water
Date Received: 06/14/14 09:00

Prep Type	Batch Type	Batch Method	Run	Dil Factor	Initial Amount	Final Amount	Batch Number	Prepared or Analyzed	Analyst	Lab
Total/NA	Prep	8011			34.5 mL	35 mL	231908	06/25/14 14:14	MPS	TAL DEN
Total/NA	Analysis	8011		1	34.5 mL	35 mL	231911	06/25/14 23:25	MPS	TAL DEN

Laboratory References:

TAL DEN = TestAmerica Denver, 4955 Yarrow Street, Arvada, CO 80002, TEL (303)736-0100

TAL SL = TestAmerica St. Louis, 13715 Rider Trail North, Earth City, MO 63045, TEL (314)298-8566

1.0 1.3 1.7
+0.5 IRL 6-13-14

TestAmerica Denver
4955 Yarrow Street
Arvada, CO 80002
Phone (303) 736-0100 Fax (303) 431-7171

Chain of Custo

280-56612 Chain of Custody

TestAmerica
THE LEADER IN ENVIRONMENTAL TESTING

Client Information	Sampler: DAN ARMOUR	Lab PM: Harrington, Danielle M	COC No: 280-14072-6649.1
Client Contact: Mr. Paul Bermillo	Phone: 225.907.4060	E-Mail: danielle.harrington@testamericainc.com	Page: Page 1 of 1
Company: Waste Management			Job #
Address: Keene Road Landfill 242 West Keene Road	Due Date Requested:		
City: Apopka	TAT Requested (days):		
State, Zip: FL, 32703			
Phone:	PO #: Purchase Order not required		
Email: pbermil1@wm.com	WO #:		
Project Name: FL26|Vista	Project #: 28002729-Annual GW June		
Site: Florida	SSOW#:		

Analysis Requested

Preservation Codes:
A - HCL, B - NaOH, C - Zn Acetate, D - Nitric Acid, E - NaHSO4, F - MeOH, G - Amchlor, H - Ascorbic Acid, I - Ice, J - DI Water, K - EDTA, L - EDA, M - Hexane, N - None, O - AsNaO2, P - Na2O4S, Q - Na2SO3, R - Na2S2SO3, S - H2SO4, T - TSP Dodecahydrate, U - Acetone, V - MCAA, W - ph 4-5, Z - other (specify)
Other:

Sample Identification	Sample Date	Sample Time	Sample Type (C=comp, G=grab)	Matrix (W=water, S=solid, O=waste/oil, BT=Tissue, A=Air)	Field Filtered Sample (Yes or No)	Perform MS/MSD (Yes or No)	8260B	TDS/Cl/NO3(IC)/Color	Total Metals	Ammonia	8011	Gross Alpha (TA St. Louis)	Total Number of containers	Special Instructions/Note:
			Preservation Code:				A	N	D	S	R	D		
MW-01A	6-12	1401	G	W	N		3	1	1	1	3	1		Short Holds: NO3(IC), Color
MW-07A	6-12	1326	G	W	N		3	1	1	1	3	1		
MW-07B	6-12	1252	G	W	N		3	1	1	1	3	1		
MW-05A	6-12	1214	G	W	N		3	1	1	1	3	1		
MW-05B	6-12	1140	G	W	N		3	1	1	1	3	1		
MW-03A	6-12	1107	G	W	N		3	1	1	1	3	1		
MW-03B	6-12	1031	G	W	N		3	1	1	1	3	1		
MW-FL1	6-12	0955	G	W	N		3	1	1	1	3	1		
MW-FL3	6-12	1523	G	W	N		3	1	1	1	3	1		
TRIP	6-12	—	G	W	N		✓							

Possible Hazard Identification
☐ Non-Hazard ☐ Flammable ☐ Skin Irritant ☐ Poison B ☐ Unknown ☐ Radiological

Sample Disposal (A fee may be assessed if samples are retained longer than 1 month)
☐ Return To Client ☐ Disposal By Lab ☐ Archive For _____ Months

Deliverable Requested: I, II, III, IV, Other (specify)

Special Instructions/QC Requirements:

Empty Kit Relinquished by:	Date:	Time:	Method of Shipment:		
Relinquished by:	Date/Time: 6-12-14 / 1800	Company: PROTECH	Received by:	Date/Time: 6/13/14 9:45	Company:
Relinquished by:	Date/Time:	Company:	Received by:	Date/Time:	Company:
Relinquished by:	Date/Time:	Company:	Received by:	Date/Time:	Company:

Custody Seals Intact: Δ Yes Δ No | Custody Seal No.: | Cooler Temperature(s) °C and Other Remarks:

4.4, 3.5, 4.6+0.3
IR-5 6/14/14 TQ

TestAmerica Denver
4955 Yarrow Street
Arvada, CO 80002
Phone (303) 736-0100 Fax (303) 431-7171

Chain of Custody Record

TestAmerica
THE LEADER IN ENVIRONMENTAL TESTING

Client Information	Sampler: DAN ARMOUR	Lab PM: Harrington, Danielle M	Carrier Tracking No(s):	COC No: 280-14072-6649.1
Client Contact: Mr. Paul Bermillo	Phone: 225.907.4060	E-Mail: danielle.harrington@testamericainc.com		Page: Page 1 of 1
Company: Waste Management				Job #:
Address: Keene Road Landfill 242 West Keene Road	Due Date Requested:			
City: Apopka	TAT Requested (days):			
State, Zip: FL, 32703				
Phone:	PO #: Purchase Order not required			
Email: pbermil1@wm.com	WO #:			
Project Name: FL26|Vista	Project #: 28002729-Annual GW June			
Site: Florida	SSOW#:			

Analysis Requested

Preservation Codes:
A - HCL, B - NaOH, C - Zn Acetate, D - Nitric Acid, E - NaHSO4, F - MeOH, G - Amchlor, H - Ascorbic Acid, I - Ice, J - DI Water, K - EDTA, L - EDA, M - Hexane, N - None, O - AsNaO2, P - Na2O4S, Q - Na2SO3, R - Na2S2SO3, S - H2SO4, T - TSP Dodecahydrate, U - Acetone, V - MCAA, W - ph 4-5, Z - other (specify)
Other:

Sample Identification	Sample Date	Sample Time	Sample Type (C=comp, G=grab)	Matrix (W=water, S=solid, O=waste/oil, BT=Tissue, A=Air)	Field Filtered Sample (Yes or No)	Perform MS/MSD (Yes or No)	8260B	TDS/Cl/NO3(IC)/Color	Total Metals	Ammonia	8011	Gross Alpha (TA St. Louis)	Total Number of containers	Special Instructions/Note:
			Preservation Code:				A	N	D	S	R	D		
MW-FL01	6-12	0955	G	W	N						3			Short Holds: NO3(IC), Color
EQUIPMENT BLANK	6-13	1155	G	W	N			1	1	1				
MW-6AR	6-13	1135	G	W	N		3	1	1	1	3	1		
MW-6BR	6-13	1050	G	W	N		3	1	1	1	3	1		
MW-4A	6-13	1014	G	W	N		3	1	1	1	3	1		
MW-4B	6-13	0939	G	W	N		3	1	1	1	3	1		
MW-FL2R	6-13	0903	G	W	N		3	1	1	1	3	1		
MW-02AR	6-13	0819	G	W	N		3	1	1	1	3	1		
MW-02B	6-13	0749	G	W	N		3	1	1	1	3	1		
MW-08R	6-13	0713	G	W	N		3	1	1	1	3	1		
TRIP	6-13	—	G	W	N		✓							

Possible Hazard Identification
☐ Non-Hazard ☐ Flammable ☐ Skin Irritant ☐ Poison B ☐ Unknown ☐ Radiological

Sample Disposal (A fee may be assessed if samples are retained longer than 1 month)
☐ Return To Client ☐ Disposal By Lab ☐ Archive For _____ Months

Deliverable Requested: I, II, III, IV, Other (specify)

Special Instructions/QC Requirements:

Empty Kit Relinquished by:	Date:	Time:	Method of Shipment:		
Relinquished by:	Date/Time: 6-13-14 / 1600	Company: PRO-TECH	Received by:	Date/Time: 6-14-14 900	Company: TA
Relinquished by:	Date/Time:	Company	Received by:	Date/Time:	Company
Relinquished by:	Date/Time:	Company	Received by:	Date/Time:	Company

Custody Seals Intact: Δ Yes Δ No | Custody Seal No.:

Cooler Temperature(s) °C and Other Remarks:

Form FD 9000-24

GROUNDWATER SAMPLING LOG

SITE NAME: VISTA | SITE LOCATION: APOPKA, FL

WELL NO: MW-01A | SAMPLE ID: | DATE: 6-12-14

PURGING DATA

WELL DIAMETER (inches): 2 | TUBING DIAMETER (inches): 3/8 | WELL SCREEN INTERVAL DEPTH 59.71 feet to 69.71 feet | STATIC DEPTH TO WATER (feet): 46.57 | PURGE PUMP TYPE OR BAILER: BP

WELL ELEVATION TOC (ft NGVD): 109.47 | GROUNDWATER ELEVATION (ft NGVD): 62.90

WELL VOLUME PURGE: 1 WELL VOLUME = (TOTAL WELL DEPTH – STATIC DEPTH TO WATER) X WELL CAPACITY
(only fill out if applicable)
= (feet – feet) X gallons/foot = gallons

EQUIPMENT VOLUME PURGE: 1 EQUIPMENT VOL. = PUMP VOLUME + (TUBING CAPACITY X TUBING LENGTH) + FLOW CELL VOLUME
(only fill out if applicable)
= 0.3 gallons + (0.006 gallons/foot X 69.71 feet) + 0.05 gallons = 0.77 gallons

INITIAL PUMP OR TUBING DEPTH IN WELL (feet): 64.71 | FINAL PUMP OR TUBING DEPTH IN WELL (feet): 64.71 | PURGING INITIATED AT: 1341 | PURGING ENDED AT: 1401 | TOTAL VOLUME PURGED (gallons): 5.40

TIME	VOLUME PURGED (gallons)	CUMUL. VOLUME PURGED (gallons)	PURGE RATE (gpm)	DEPTH TO WATER (feet)	pH (standard units)	TEMP. (°C)	COND. (circle units) µmhos/cm or µS/cm	DISSOLVED OXYGEN (circle units) mg/L or % saturation	TURBIDITY (NTUs)	ORP (mV)	COLOR	ODOR
1351	2.70	2.70	0.27	48.08	7.09	23.5	407	0.7	2.45	-8		
1354	0.81	3.51	0.27	48.08	7.10	23.5	~~[illegible]~~ 411	0.7	2.63	-10		
1357	0.81	4.32	0.27	48.08	7.07	23.4	410	0.7	2.78	-11		
1400	0.81	5.13	0.27	48.09	7.09	23.4	412	0.7	2.85	-9	NONE	

WELL CAPACITY (Gallons Per Foot): 0.75" = 0.02; 1" = 0.04; 1.25" = 0.06; 2" = 0.16; 3" = 0.37; 4" = 0.65; 5" = 1.02; 6" = 1.47; 12" = 5.88
TUBING INSIDE DIA. CAPACITY (Gal./FL): 1/8" = 0.0006; 3/16" = 0.0014; 1/4" = 0.0026; 5/16" = 0.004; 3/8" = 0.006; 1/2" = 0.010; 5/8" = 0.016
PURGING EQUIPMENT CODES: B = Bailer; BP = Bladder Pump; ESP = Electric Submersible Pump; PP = Peristaltic Pump; O = Other (Specify)

SAMPLING DATA

SAMPLED BY (PRINT) / AFFILIATION: DAN ARMOUR / PRO-TECH | SAMPLER(S) SIGNATURE(S): [signature] | SAMPLING INITIATED AT: 1401 | SAMPLING ENDED AT: NR

PUMP OR TUBING DEPTH IN WELL (feet): 64.71 | TUBING MATERIAL CODE: T | FIELD-FILTERED: Y (N) µm Filtration Equipment Type: | FILTER SIZE:

FIELD DECONTAMINATION: PUMP Y (N) TUBING Y (N replaced) | DUPLICATE: Y (N)

SAMPLE ID CODE	# CONTAINERS	MATERIAL CODE	VOLUME	PRESERVATIVE USED	TOTAL VOL ADDED IN FIELD (mL)	FINAL pH	INTENDED ANALYSIS AND/OR METHOD	SAMPLE PUMP FLOW RATE (gal per minute)	SAMPLING EQUIPMENT CODE
	3	G	40ml	HCl	–	NM	VOA		BP
	3	G	40ml	Na2S2O3	–		EDB/DBCP		
	1	P	1000 ml	–	–		G-CHEM		
	1	P	500ml	HNO3	–		METALS		
	1	AG	500ml	H2SO4	–		NH3		
	1	P	1000ml	GROSS ALPHA	–		HNO3		

REMARKS:

Sheen Present: YES (NO)

MATERIAL CODES: AG = Amber Glass; CG = Clear Glass; PE = Polyethylene; PP = Polypropylene; S = Silicone; T = Teflon; O = Other (Specify)

SAMPLING EQUIPMENT CODES: APP = After Peristaltic Pump; B = Bailer; BP = Bladder Pump; ESP = Electric Submersible Pump; RFPP = Reverse Flow Peristaltic Pump; SM = Straw Method (Tubing Gravity Drain); O = Other (Specify)

NOTES: 1. The above do not constitute all of the information required by Chapter 62-160, F.A.C.
2. STABILIZATION CRITERIA FOR RANGE OF VARIATION OF LAST THREE CONSECUTIVE READINGS (SEE FS 2212, SECTION 3)
pH: ± 0.2 units Temperature: ± 0.2 °C Specific Conductance: ± 5% Dissolved Oxygen: all readings ≤ 20% saturation (see Table FS 2200-2), optionally, ± 0.2 mg/L or ± 10% (whichever is greater) Turbidity: all readings ≤ 20 NTU; optionally ± 5 NTU or ± 10% (whichever is greater)

Revision Date: February 12, 2009

Form FD 9000-24

GROUNDWATER SAMPLING LOG

SITE NAME: VISTA | SITE LOCATION: APOPKA, FL

WELL NO: MW-7A | SAMPLE ID: | DATE: 6-12-14

PURGING DATA

WELL DIAMETER (inches): 2 | TUBING DIAMETER (inches): 1/4 | WELL SCREEN INTERVAL DEPTH: 51.03 feet to 71.03 feet | STATIC DEPTH TO WATER (feet): 44.78 | PURGE PUMP TYPE OR BAILER: BP

WELL ELEVATION TOC (ft NGVD): 109.26 | GROUNDWATER ELEVATION (ft NGVD): 64.48

WELL VOLUME PURGE: 1 WELL VOLUME = (TOTAL WELL DEPTH – STATIC DEPTH TO WATER) X WELL CAPACITY
(only fill out if applicable)
= (feet – feet) X gallons/foot = gallons

EQUIPMENT VOLUME PURGE: 1 EQUIPMENT VOL. = PUMP VOLUME + (TUBING CAPACITY X TUBING LENGTH) + FLOW CELL VOLUME
(only fill out if applicable)
= 0.2 gallons + (0.0026 gallons/foot X 71.03 feet) + 0.05 gallons = 0.43 gallons

INITIAL PUMP OR TUBING DEPTH IN WELL (feet): 66.03 | FINAL PUMP OR TUBING DEPTH IN WELL (feet): 66.03 | PURGING INITIATED AT: 1306 | PURGING ENDED AT: 1326 | TOTAL VOLUME PURGED (gallons): 3.20

TIME	VOLUME PURGED (gallons)	CUMUL. VOLUME PURGED (gallons)	PURGE RATE (gpm)	DEPTH TO WATER (feet)	pH (standard units)	TEMP. (°C)	COND. (circle units) µmhos/cm or µS/cm	DISSOLVED OXYGEN (circle units) mg/L or % saturation	TURBIDITY (NTUs)	ORP (mV)	COLOR	ODOR
1316	1.60	1.60	0.16	45.82	7.08	23.9	319	0.7	3.08	102		
1319	0.48	2.08	0.16	45.83	7.05	23.9	320	0.7	3.11	98		
1322	0.48	2.56	0.16	45.84	7.07	23.9	320	0.7	2.94	95		
1325	0.48	3.04	0.16	45.83	7.06	23.9	321	0.8	2.70	96	NONE	

WELL CAPACITY (Gallons Per Foot): 0.75" = 0.02; 1" = 0.04; 1.25" = 0.06; 2" = 0.16; 3" = 0.37; 4" = 0.65; 5" = 1.02; 6" = 1.47; 12" = 5.88
TUBING INSIDE DIA. CAPACITY (Gal./FT.): 1/8" = 0.0006; 3/16" = 0.0014; 1/4" = 0.0026; 5/16" = 0.004; 3/8" = 0.006; 1/2" = 0.010; 5/8" = 0.016
PURGING EQUIPMENT CODES: B = Bailer; BP = Bladder Pump; ESP = Electric Submersible Pump; PP = Peristaltic Pump; O = Other (Specify)

SAMPLING DATA

SAMPLED BY (PRINT) / AFFILIATION: DAN ARMOUR / PRO-TECH | SAMPLER(S) SIGNATURE(S): [signature] | SAMPLING INITIATED AT: 1326 | SAMPLING ENDED AT: NR

PUMP OR TUBING DEPTH IN WELL (feet): 66.03 | TUBING MATERIAL CODE: T | FIELD-FILTERED: Y (N) µm | FILTER SIZE: | Filtration Equipment Type:

FIELD DECONTAMINATION: PUMP Y (N) TUBING Y (N)(replaced) | DUPLICATE: Y (N)

SAMPLE ID CODE	SAMPLE CONTAINER SPECIFICATION: # CONTAINERS	MATERIAL CODE	VOLUME	SAMPLE PRESERVATION: PRESERVATIVE USED	TOTAL VOL ADDED IN FIELD (mL)	FINAL pH	INTENDED ANALYSIS AND/OR METHOD	SAMPLE PUMP FLOW RATE (mL per minute)	SAMPLING EQUIPMENT CODE
	3	G	40ml	HCl	–	NM	VOA		BP
	3	G	40ml	Na2S2O3	–		EDB / DBCP		
	1	P	1000ml	–	–		G-CHEM		
	1	P	500ml	HNO3	–		METALS		
	1	AG	500ml	H2SO4	–		NH3		
	1	P	1000ml	HNO3	–		GROSS ALPHA		

REMARKS:

Sheen Present: YES (NO)

MATERIAL CODES: AG = Amber Glass; CG = Clear Glass; PE = Polyethylene; PP = Polypropylene; S = Silicone; T = Teflon; O = Other (Specify)

SAMPLING EQUIPMENT CODES: APP = After Peristaltic Pump; B = Bailer; BP = Bladder Pump; ESP = Electric Submersible Pump; RFPP = Reverse Flow Peristaltic Pump; SM = Straw Method (Tubing Gravity Drain); O = Other (Specify)

NOTES: 1. The above do not constitute all of the information required by Chapter 62-160, F.A.C.
2. STABILIZATION CRITERIA FOR RANGE OF VARIATION OF LAST THREE CONSECUTIVE READINGS (SEE FS 2212, SECTION 3)
pH: ± 0.2 units Temperature: ± 0.2 °C Specific Conductance: ± 5% Dissolved Oxygen: all readings ≤ 20% saturation (see Table FS 2200-2). optionally, ± 0.2 mg/L or ± 10% (whichever is greater) Turbidity: all readings ≤ 20 NTU; optionally ± 5 NTU or ± 10% (whichever is greater)

Revision Date: February 12, 2009

Form FD 9000-24

GROUNDWATER SAMPLING LOG

SITE NAME: VISTA | SITE LOCATION: APOPKA, FL

WELL NO: MW-7B | SAMPLE ID: | DATE: 6-12-14

PURGING DATA

WELL DIAMETER (inches): 2 | TUBING DIAMETER (inches): 1/4 | WELL SCREEN INTERVAL DEPTH: 81.7 feet to 91.7 feet | STATIC DEPTH TO WATER (feet): 58.14 | PURGE PUMP TYPE OR BAILER: BP

WELL ELEVATION TOC (ft NGVD): 109.13 | GROUNDWATER ELEVATION (ft NGVD): 50.99

WELL VOLUME PURGE: 1 WELL VOLUME = (TOTAL WELL DEPTH - STATIC DEPTH TO WATER) X WELL CAPACITY
(only fill out if applicable)
* (feet - feet) X gallons/foot = gallons

EQUIPMENT VOLUME PURGE: 1 EQUIPMENT VOL. = PUMP VOLUME + (TUBING CAPACITY X TUBING LENGTH) + FLOW CELL VOLUME
(only fill out if applicable)
= 0.2 gallons + (0.0026 gallons/foot X 91.70 feet) + 0.05 gallons = 0.49 gallons

INITIAL PUMP OR TUBING DEPTH IN WELL (feet): 86.70 | FINAL PUMP OR TUBING DEPTH IN WELL (feet): 86.70 | PURGING INITIATED AT: 1231 | PURGING ENDED AT: 1252 | TOTAL VOLUME PURGED (gallons) 3.99

TIME	VOLUME PURGED (gallons)	CUMUL. VOLUME PURGED (gallons)	PURGE RATE (gpm)	DEPTH TO WATER (feet)	pH (standard units)	TEMP. (°C)	COND. (circle units) µmhos/cm or µS/cm	DISSOLVED OXYGEN (circle units) mg/L or % saturation	TURBIDITY (NTUs)	ORP (mV)	COLOR	ODOR
1242	2.09	2.09	0.19	58.71	7.21	23.4	139	0.1	3.10	-21		
1245	0.57	2.66	0.19	58.73	7.22	23.4	139	0.2	3.60	-23		
1248	0.57	3.23	0.19	58.73	7.23	23.4	139	0.2	4.16	-24		
1251	0.57	3.80	0.19	58.73	7.24	23.4	140	0.1	3.72	-24	None	

WELL CAPACITY (Gallons Per Foot): 0.75" = 0.02; 1" = 0.04; 1.25" = 0.06; 2" = 0.16; 3" = 0.37; 4" = 0.65; 5" = 1.02; 6" = 1.47; 12" = 5.88
TUBING INSIDE DIA. CAPACITY (Gal./FT.): 1/8" = 0.0005; 3/16" = 0.0014; 1/4" = 0.0026; 5/16" = 0.004; 3/8" = 0.005; 1/2" = 0.010; 5/8" = 0.016
PURGING EQUIPMENT CODES: B = Bailer; BP = Bladder Pump; ESP = Electric Submersible Pump; PP = Peristaltic Pump; O = Other (Specify)

SAMPLING DATA

SAMPLED BY (PRINT) / AFFILIATION: DAN ARMOUR / PRO-TECH | SAMPLER(S) SIGNATURE(S): [signature] | SAMPLING INITIATED AT: 1252 | SAMPLING ENDED AT: NR

PUMP OR TUBING DEPTH IN WELL (feet): 86.70 | TUBING MATERIAL CODE: T | FIELD-FILTERED: Y (N) µm Filtration Equipment Type: | FILTER SIZE:

FIELD DECONTAMINATION: PUMP Y (N) TUBING Y (N) (replaced) | DUPLICATE: Y (N)

SAMPLE ID CODE	SAMPLE CONTAINER SPECIFICATION: # CONTAINERS	MATERIAL CODE	VOLUME	SAMPLE PRESERVATION: PRESERVATIVE USED	TOTAL VOL ADDED IN FIELD (mL)	FINAL pH	INTENDED ANALYSIS AND/OR METHOD	SAMPLE PUMP FLOW RATE (mL per minute)	SAMPLING EQUIPMENT CODE
	3	G	40ml	HCl	—	NM	VOA		BP
	3	G	40ml	Na2S2O3	—		EDB/DBCP		
	1	P	1000ml	—	—		G-CHEM		
	1	P	500ml	HNO3	—		METALS		
	1	AG	500ml	H2SO4	—		NH3		
	1	P	1000ml	HNO3	—		GROSS ALPHA		

REMARKS:

Sheen Present YES (NO)

MATERIAL CODES: AG = Amber Glass; CG = Clear Glass; PE = Polyethylene; PP = Polypropylene; S = Silicone; T = Teflon, O = Other (Specify)

SAMPLING EQUIPMENT CODES: APP = After Peristaltic Pump; B = Bailer; BP = Bladder Pump; ESP = Electric Submersible Pump; RFPP = Reverse Flow Peristaltic Pump; SM = Straw Method (Tubing Gravity Drain); O = Other (Specify)

NOTES: 1. The above do not constitute all of the information required by Chapter 62-160, F.A.C.
2. STABILIZATION CRITERIA FOR RANGE OF VARIATION OF LAST THREE CONSECUTIVE READINGS (SEE FS 2212, SECTION 3)
pH: ± 0.2 units Temperature: ± 0.2 °C Specific Conductance: ± 5% Dissolved Oxygen: all readings ≤ 20% saturation (see Table FS 2200-2). optionally, ± 0.2 mg/L or ± 10% (whichever is greater) Turbidity: all readings ≤ 20 NTU; optionally ± 5 NTU or ± 10% (whichever is greater)

Revision Date: February 12, 2009

Form FD 9000-24

GROUNDWATER SAMPLING LOG

SITE NAME: VISTA | SITE LOCATION: APOPKA, FL

WELL NO: MW-05A | SAMPLE ID: | DATE: 6-12-14

PURGING DATA

WELL DIAMETER (inches): 2 | TUBING DIAMETER (inches): 1/4 | WELL SCREEN INTERVAL DEPTH: 33.08 feet to 43.08 feet | STATIC DEPTH TO WATER (feet): 30.75 | PURGE PUMP TYPE OR BAILER: BP

WELL ELEVATION TOC (ft NGVD): 81.86 | GROUNDWATER ELEVATION (ft NGVD): 51.11

WELL VOLUME PURGE: 1 WELL VOLUME = (TOTAL WELL DEPTH – STATIC DEPTH TO WATER) X WELL CAPACITY
(only fill out if applicable)
= (feet – feet) X gallons/foot = gallons

EQUIPMENT VOLUME PURGE: 1 EQUIPMENT VOL. = PUMP VOLUME + (TUBING CAPACITY X TUBING LENGTH) + FLOW CELL VOLUME
(only fill out if applicable)
= 0.2 gallons + (0.0026 gallons/foot X 43.08 feet) + 0.05 gallons = 0.36 gallons

INITIAL PUMP OR TUBING DEPTH IN WELL (feet): 38.08 | FINAL PUMP OR TUBING DEPTH IN WELL (feet): 38.08 | PURGING INITIATED AT: 1154 | PURGING ENDED AT: 1214 | TOTAL VOLUME PURGED (gallons): 2.60

TIME	VOLUME PURGED (gallons)	CUMUL. VOLUME PURGED (gallons)	PURGE RATE (gpm)	DEPTH TO WATER (feet)	pH (standard units)	TEMP. (°C)	COND. (circle units) µmhos/cm or µS/cm	DISSOLVED OXYGEN (circle units) mg/L or % saturation	TURBIDITY (NTUs)	ORP (mV)	COLOR	ODOR
1204	1.30	1.30	0.13	34.17	4.59	24.8	58	3.9	3.49	148		
1207	0.39	1.69	0.13	34.19	4.58	24.8	59	3.8	3.64	151		
1210	0.39	2.08	0.13	34.18	4.59	24.7	59	3.8	3.62	153		
1213	0.39	2.47	0.13	34.19	4.59	24.7	59	3.8	3.87	153	NONE	

WELL CAPACITY (Gallons Per Foot): 0.75" = 0.02; 1" = 0.04; 1.25" = 0.06; 2" = 0.16; 3" = 0.37; 4" = 0.65; 5" = 1.02; 6" = 1.47; 12" = 5.88
TUBING INSIDE DIA. CAPACITY (Gal./FL): 1/8" = 0.0005; 3/16" = 0.0014; 1/4" = 0.0026; 5/16" = 0.004; 3/8" = 0.006; 1/2" = 0.010; 5/8" = 0.016
PURGING EQUIPMENT CODES: B = Bailer; BP = Bladder Pump; ESP = Electric Submersible Pump; PP = Peristaltic Pump; O = Other (Specify)

SAMPLING DATA

SAMPLED BY (PRINT) / AFFILIATION: DAN ARMOUR / PAO-TECH | SAMPLER(S) SIGNATURE(S): | SAMPLING INITIATED AT: 1214 | SAMPLING ENDED AT: NR

PUMP OR TUBING DEPTH IN WELL (feet): 38.08 | TUBING MATERIAL CODE: T | FIELD-FILTERED: Y (N) µm Filtration Equipment Type: | FILTER SIZE:

FIELD DECONTAMINATION: PUMP Y (N) TUBING Y (N) (replaced) | DUPLICATE: Y (N)

SAMPLE ID CODE	SAMPLE CONTAINER SPECIFICATION: # CONTAINERS	MATERIAL CODE	VOLUME	SAMPLE PRESERVATION: PRESERVATIVE USED	TOTAL VOL ADDED IN FIELD (mL)	FINAL pH	INTENDED ANALYSIS AND/OR METHOD	SAMPLE PUMP FLOW RATE (mL per minute)	SAMPLING EQUIPMENT CODE
	3	G	40ml	HCl	–	NM	VOA		BP
	3	G	40ml	Na2S2O3	–		EDB / DBCP		
	1	P	1000ml	–	–		G-CHEM		
	1	P	500ml	HNO3	–		METALS		
	1	AG	500ml	H2SO4	–		NH3		
	1	P	1000ml	HNO3	–		GROSS ALPHA		

REMARKS:
Sheen Present YES (NO)

MATERIAL CODES: AG = Amber Glass; CG = Clear Glass; PE = Polyethylene; PP = Polypropylene; S = Silicone; T = Teflon; O = Other (Specify)

SAMPLING EQUIPMENT CODES: APP = After Peristaltic Pump; B = Bailer; BP = Bladder Pump; ESP = Electric Submersible Pump; RFPP = Reverse Flow Peristaltic Pump; SM = Straw Method (Tubing Gravity Drain); O = Other (Specify)

NOTES: 1. The above do not constitute all of the information required by Chapter 62-160, F.A.C.
2. STABILIZATION CRITERIA FOR RANGE OF VARIATION OF LAST THREE CONSECUTIVE READINGS (SEE FS 2212, SECTION 3)
pH: ± 0.2 units Temperature: ± 0.2 °C Specific Conductance: ± 5% Dissolved Oxygen: all readings ≤ 20% saturation (see Table FS 2200-2), optionally, ± 0.2 mg/L or ± 10% (whichever is greater) Turbidity: all readings ≤ 20 NTU; optionally ± 5 NTU or ± 10% (whichever is greater)

Revision Date: February 12, 2009

Form FD 9000-24

GROUNDWATER SAMPLING LOG

SITE NAME: VISTA | SITE LOCATION: APOPKA, FL

WELL NO: MW-05B | SAMPLE ID: | DATE 6-12-14

PURGING DATA

WELL DIAMETER (inches): 2 | TUBING DIAMETER (inches): 3/8 | WELL SCREEN INTERVAL DEPTH: 59.35 feet to 69.35 feet | STATIC DEPTH TO WATER (feet): 31.98 | PURGE PUMP TYPE OR BAILER: BP

WELL ELEVATION TOC (ft NGVD): 81.27 | GROUNDWATER ELEVATION (ft NGVD): 49.29

WELL VOLUME PURGE: 1 WELL VOLUME = (TOTAL WELL DEPTH – STATIC DEPTH TO WATER) X WELL CAPACITY
(only fill out if applicable)
= (feet – feet) X gallons/foot = gallons

EQUIPMENT VOLUME PURGE: 1 EQUIPMENT VOL. = PUMP VOLUME + (TUBING CAPACITY X TUBING LENGTH) + FLOW CELL VOLUME
(only fill out if applicable)
= 0.3 gallons + (0.006 gallons/foot X 69.35 feet) + 0.05 gallons = 0.78 gallons

INITIAL PUMP OR TUBING DEPTH IN WELL (feet): 64.35 | FINAL PUMP OR TUBING DEPTH IN WELL (feet): 64.35 | PURGING INITIATED AT: 1119 | PURGING ENDED AT: 1140 | TOTAL VOLUME PURGED (gallons): 5.67

TIME	VOLUME PURGED (gallons)	CUMUL. VOLUME PURGED (gallons)	PURGE RATE (gpm)	DEPTH TO WATER (feet)	pH (standard units)	TEMP. (°C)	COND. (circle units) µmhos/cm or µS/cm	DISSOLVED OXYGEN (circle units) mg/L or % saturation	TURBIDITY (NTUs)	ORP (mV)	COLOR	ODOR
1130	2.97	2.97	0.27	33.03	7.54	24.7	214	0.0	4.20	16		
1133	0.81	3.78	0.27	33.04	7.59	24.7	215	0.0	4.44	16		
1136	0.81	4.59	0.27	33.04	7.59	24.7	215	0.0	4.49	16		
1139	0.81	5.40	0.27	33.04	7.57	24.7	215	0.0	4.55	15	None	

WELL CAPACITY (Gallons Per Foot): 0.75" = 0.02; 1" = 0.04; 1.25" = 0.06; 2" = 0.16; 3" = 0.37; 4" = 0.65; 6" = 1.02; 8" = 1.47; 12" = 5.88
TUBING INSIDE DIA. CAPACITY (Gal./Ft.): 1/8" = 0.0005; 3/16" = 0.0014; 1/4" = 0.0026; 5/16" = 0.004; 3/8" = 0.006; 1/2" = 0.010; 5/8" = 0.016
PURGING EQUIPMENT CODES: B = Bailer; BP = Bladder Pump; ESP = Electric Submersible Pump; PP = Peristaltic Pump; O = Other (Specify)

SAMPLING DATA

SAMPLED BY (PRINT) / AFFILIATION: DAN ARMOUR / PRO-TECH | SAMPLER(S) SIGNATURE(S): | SAMPLING INITIATED AT: 1140 | SAMPLING ENDED AT: NR

PUMP OR TUBING DEPTH IN WELL (feet): 64.35 | TUBING MATERIAL CODE: T | FIELD-FILTERED: Y (N) µm Filtration Equipment Type: | FILTER SIZE:

FIELD DECONTAMINATION: PUMP Y (N) TUBING Y (N replaced) | DUPLICATE: Y (N)

SAMPLE ID CODE	# CONTAINERS	MATERIAL CODE	VOLUME	PRESERVATIVE USED	TOTAL VOL ADDED IN FIELD (mL)	FINAL pH	INTENDED ANALYSIS AND/OR METHOD	SAMPLE PUMP FLOW RATE (gal/~~mL~~ per minute)	SAMPLING EQUIPMENT CODE
	3	G	40ml	HCl	–	Nm	VOA		BP
	3	G	40ml	Na2S2O3	–		EDB/DBCP		
	1	P	1000ml	–	–		G-CHEM		
	1	P	500ml	HNO3	–		METALS		
	1	AG	500ml	H2SO4	–		NH3		
	1	P	1000ml	GROSS ALPHA	–		HNO3		

REMARKS:

Sheen Present YES (NO)

MATERIAL CODES: AG = Amber Glass; CG = Clear Glass; PE = Polyethylene; PP = Polypropylene; S = Silicone; T = Teflon; O = Other (Specify)

SAMPLING EQUIPMENT CODES: APP = After Peristaltic Pump; B = Bailer; BP = Bladder Pump; ESP = Electric Submersible Pump; RFPP = Reverse Flow Peristaltic Pump; SM = Straw Method (Tubing Gravity Drain); O = Other (Specify)

NOTES: 1. The above do not constitute all of the information required by Chapter 62-160, F.A.C.
2. STABILIZATION CRITERIA FOR RANGE OF VARIATION OF LAST THREE CONSECUTIVE READINGS (SEE FS 2212, SECTION 3)
pH: ± 0.2 units Temperature: ± 0.2 °C Specific Conductance: ± 5% Dissolved Oxygen: all readings ≤ 20% saturation (see Table FS 2200-2), optionally, ± 0.2 mg/L or ± 10% (whichever is greater) Turbidity: all readings ≤ 20 NTU; optionally ± 5 NTU or ± 10% (whichever is greater)

Revision Date: February 12, 2009

Form FD 9000-24

GROUNDWATER SAMPLING LOG

SITE NAME: VISTA | SITE LOCATION: APOPKA, FL

WELL NO: MW-03A | SAMPLE ID: | DATE: 6-12-14

PURGING DATA

WELL DIAMETER (inches): 2 | TUBING DIAMETER (inches): 1/4 | WELL SCREEN INTERVAL DEPTH 50.2 feet to 60.2 feet | STATIC DEPTH TO WATER (feet): 43.25 | PURGE PUMP TYPE OR BAILER: BP

WELL ELEVATION TOC (ft NGVD): 92.87 | GROUNDWATER ELEVATION (ft NGVD): 49.62

WELL VOLUME PURGE: 1 WELL VOLUME = (TOTAL WELL DEPTH – STATIC DEPTH TO WATER) X WELL CAPACITY
(only fill out if applicable)
= (feet – feet) X gallons/foot = gallons

EQUIPMENT VOLUME PURGE: 1 EQUIPMENT VOL. = PUMP VOLUME + (TUBING CAPACITY X TUBING LENGTH) + FLOW CELL VOLUME
(only fill out if applicable)
= 0.2 gallons + (0.0026 gallons/foot X 60.20 feet) + 0.05 gallons = 0.41 gallons

INITIAL PUMP OR TUBING DEPTH IN WELL (feet): 55.20 | FINAL PUMP OR TUBING DEPTH IN WELL (feet): 55.20 | PURGING INITIATED AT: 1047 | PURGING ENDED AT: 1107 | TOTAL VOLUME PURGED (gallons): 3.00

TIME	VOLUME PURGED (gallons)	CUMUL. VOLUME PURGED (gallons)	PURGE RATE (gpm)	DEPTH TO WATER (feet)	pH (standard units)	TEMP. (°C)	COND. (circle units) µmhos/cm or µS/cm	DISSOLVED OXYGEN (circle units) mg/L or % saturation	TURBIDITY (NTUs)	ORP (mV)	COLOR	ODOR
1057	1.50	1.50	0.15	43.59	6.75	24.7	97	4.0	3.13	103		
1100	0.45	1.95	0.15	43.58	6.74	24.7	97	4.0	3.32	104		
1103	0.45	2.40	0.15	43.59	6.72	24.7	98	4.1	3.47	107		
1106	0.45	2.85	0.15	43.58	6.71	24.7	98	4.1	3.44	107	NONE	

WELL CAPACITY (Gallons Per Foot): 0.75" = 0.02; 1" = 0.04; 1.25" = 0.06; 2" = 0.16; 3" = 0.37; 4" = 0.65; 6" = 1.02; 8" = 1.47; 12" = 6.88
TUBING INSIDE DIA. CAPACITY (Gal./FL): 1/8" = 0.0006; 3/16" = 0.0014; 1/4" = 0.0026; 5/16" = 0.004; 3/8" = 0.006; 1/2" = 0.010; 5/8" = 0.016
PURGING EQUIPMENT CODES: B = Bailer; BP = Bladder Pump; ESP = Electric Submersible Pump; PP = Peristaltic Pump; O = Other (Specify

SAMPLING DATA

SAMPLED BY (PRINT) / AFFILIATION: DAN ARMOUR / PAD-TECH | SAMPLER(S) SIGNATURE(S): | SAMPLING INITIATED AT: 1107 | SAMPLING ENDED AT: NR

PUMP OR TUBING DEPTH IN WELL (feet): 55.20 | TUBING MATERIAL CODE: T | FIELD-FILTERED: Y (N) µm Filtration Equipment Type: | FILTER SIZE:

FIELD DECONTAMINATION: PUMP Y (N) TUBING Y (N) (replaced) | DUPLICATE: Y (N)

SAMPLE CONTAINER SPECIFICATION				SAMPLE PRESERVATION			INTENDED ANALYSIS AND/OR METHOD	SAMPLE PUMP FLOW RATE (mL per minute)	SAMPLING EQUIPMENT CODE
SAMPLE ID CODE	# CONTAINERS	MATERIAL CODE	VOLUME	PRESERVATIVE USED	TOTAL VOL ADDED IN FIELD (mL)	FINAL pH			
	3	G	40ml	HCl	–	NM	VOA		BP
	3	G	40ml	Nathio	–		EDB/DBCP		
	1	P	1000ml	–	–		G-CHEM		
	1	P	500ml	HNO3	–		METALS		
	1	AG	500ml	H2SO4	–		NH3		
	1	P	1000ml	HNO3	–		GROSS ALPHA		

REMARKS:

Sheen Present YES (NO)

MATERIAL CODES: AG = Amber Glass; CG = Clear Glass; PE = Polyethylene; PP = Polypropylene; S = Silicone; T = Teflon; O = Other (Specify)

SAMPLING EQUIPMENT CODES: APP = After Peristaltic Pump; B = Bailer; BP = Bladder Pump; ESP = Electric Submersible Pump, RFPP = Reverse Flow Peristaltic Pump; SM = Straw Method (Tubing Gravity Drain); O = Other (Specify)

NOTES: 1. The above do not constitute all of the information required by Chapter 62-160, F.A.C.
2. STABILIZATION CRITERIA FOR RANGE OF VARIATION OF LAST THREE CONSECUTIVE READINGS (SEE FS 2212, SECTION 3)
pH: ± 0.2 units Temperature: ± 0.2 °C Specific Conductance: ± 5% Dissolved Oxygen: all readings ≤ 20% saturation (see Table FS 2200-2), optionally, ± 0.2 mg/L or ± 10% (whichever is greater) Turbidity: all readings ≤ 20 NTU; optionally ± 5 NTU or ± 10% (whichever is greater)

Revision Date: February 12, 2009

Form FD 9000-24

GROUNDWATER SAMPLING LOG

SITE NAME: VISTA | SITE LOCATION: APOPKA, FL

WELL NO: MW-03B | SAMPLE ID: | DATE: 6-12-14

PURGING DATA

WELL DIAMETER (inches): 2 | TUBING DIAMETER (inches): 3/8 | WELL SCREEN INTERVAL DEPTH 80.3 feet to 85.3 feet | STATIC DEPTH TO WATER (feet): 43.46 | PURGE PUMP TYPE OR BAILER: BP

WELL ELEVATION TOC (ft NGVD): 93.06 | GROUNDWATER ELEVATION (ft NGVD): 49.60

WELL VOLUME PURGE: 1 WELL VOLUME = (TOTAL WELL DEPTH - STATIC DEPTH TO WATER) X WELL CAPACITY
(only fill out if applicable)
= (feet - feet) X gallons/foot = gallons

EQUIPMENT VOLUME PURGE: 1 EQUIPMENT VOL. = PUMP VOLUME + (TUBING CAPACITY X TUBING LENGTH) + FLOW CELL VOLUME
(only fill out if applicable)
= 0.3 gallons + (0.006 gallons/foot X 85.30 feet) + 0.05 gallons = 0.86 gallons

INITIAL PUMP OR TUBING DEPTH IN WELL (feet): 82.80 | FINAL PUMP OR TUBING DEPTH IN WELL (feet): 82.80 | PURGING INITIATED AT: 1010 | PURGING ENDED AT: 1031 | TOTAL VOLUME PURGED (gallons): 6.30

TIME	VOLUME PURGED (gallons)	CUMUL. VOLUME PURGED (gallons)	PURGE RATE (gpm)	DEPTH TO WATER (feet)	pH (standard units)	TEMP. (°C)	COND. (circle units) µmhos/cm or µS/cm	DISSOLVED OXYGEN (circle units) mg/L or % saturation	TURBIDITY (NTUs)	ORP (mV)	COLOR	ODOR
1021	3.30	3.30	0.30	44.35	6.67	24.2	183	2.5	2.76	106		
1024	0.90	4.20	0.30	44.35	6.68	24.2	183	2.5	3.17	101		
1027	0.90	5.10	0.30	44.35	6.69	24.2	183	2.5	3.40	99		
1030	0.90	6.00	0.30	44.36	6.69	24.2	183	~~3.50~~ 2.5	3.50	98	NONE	

WELL CAPACITY (Gallons Per Foot): 0.75" = 0.02; 1" = 0.04; 1.25" = 0.06; 2" = 0.16; 3" = 0.37; 4" = 0.65; 5" = 1.02; 6" = 1.47; 12" = 5.88
TUBING INSIDE DIA. CAPACITY (Gal./FT.): 1/8" = 0.0006; 3/16" = 0.0014; 1/4" = 0.0026; 5/16" = 0.004; 3/8" = 0.006; 1/2" = 0.010; 5/8" = 0.016
PURGING EQUIPMENT CODES: B = Bailer; BP = Bladder Pump; ESP = Electric Submersible Pump; PP = Peristaltic Pump; O = Other (Specify

SAMPLING DATA

SAMPLED BY (PRINT) / AFFILIATION: DAN ARMOVA / PRO-TECH | SAMPLER(S) SIGNATURE(S): [signature] | SAMPLING INITIATED AT: 1031 | SAMPLING ENDED AT: NR

PUMP OR TUBING DEPTH IN WELL (feet): 82.80 | TUBING MATERIAL CODE: T | FIELD-FILTERED: Y (N) µm Filtration Equipment Type: | FILTER SIZE:

FIELD DECONTAMINATION: PUMP Y (N) TUBING Y (N replaced) | DUPLICATE: Y (N)

SAMPLE ID CODE	# CONTAINERS	MATERIAL CODE	VOLUME	PRESERVATIVE USED	TOTAL VOL ADDED IN FIELD (mL)	FINAL pH	INTENDED ANALYSIS AND/OR METHOD	SAMPLE PUMP FLOW RATE gal (~~mls~~ per minute)	SAMPLING EQUIPMENT CODE
	3	G	40ml	HCl	–	NM	VOA		BP
	3	G	40ml	Nathio	–		EDB/DBCP		
	1	P	1000ml	–	–		G-CHEM		
	1	P	500ml	HNO3	–		METALS		
	1	AG	500ml	H2SO4	–		NH3		
	1	P	1000ml	GROSS ALPHA	–		HNO3		

REMARKS:
Sheen Present YES NO

MATERIAL CODES: AG = Amber Glass; CG = Clear Glass; PE = Polyethylene; PP = Polypropylene; S = Silicone; T = Teflon; O = Other (Specify)

SAMPLING EQUIPMENT CODES: APP = After Peristaltic Pump; B = Bailer; BP = Bladder Pump; ESP = Electric Submersible Pump; RFPP = Reverse Flow Peristaltic Pump; SM = Straw Method (Tubing Gravity Drain); O = Other (Specify)

NOTES: 1. The above do not constitute all of the information required by Chapter 62-160, F.A.C.
2. STABILIZATION CRITERIA FOR RANGE OF VARIATION OF LAST THREE CONSECUTIVE READINGS (SEE FS 2212, SECTION 3)
pH: ± 0.2 units Temperature: ± 0.2 °C Specific Conductance: ± 5% Dissolved Oxygen: all readings ≤ 20% saturation (see Table FS 2200-2), optionally, ± 0.2 mg/L or ± 10% (whichever is greater) Turbidity: all readings ≤ 20 NTU; optionally ± 5 NTU or ± 10% (whichever is greater)

Revision Date: February 12, 2009

Form FD 9000-24

GROUNDWATER SAMPLING LOG

SITE NAME: VISTA | SITE LOCATION: APOPKA, FL

WELL NO: MW-FL1 | SAMPLE ID: | DATE: 6-13-14

PURGING DATA

WELL DIAMETER (inches): 2 | TUBING DIAMETER (inches): 3/8 | WELL SCREEN INTERVAL DEPTH: 118.88 feet to 128.88 feet | STATIC DEPTH TO WATER (feet): 43.52 | PURGE PUMP TYPE OR BAILER: BP

WELL ELEVATION TOC (ft NGVD): 93.16 | GROUNDWATER ELEVATION (ft NGVD): 49.64

WELL VOLUME PURGE: 1 WELL VOLUME = (TOTAL WELL DEPTH – STATIC DEPTH TO WATER) X WELL CAPACITY
(only fill out if applicable)
= (feet – feet) X gallons/foot = gallons

EQUIPMENT VOLUME PURGE: 1 EQUIPMENT VOL. = PUMP VOLUME + (TUBING CAPACITY X TUBING LENGTH) + FLOW CELL VOLUME
(only fill out if applicable)
= 0.3 gallons + (0.006 gallons/foot X 128.88 feet) + 0.05 gallons = 1.12 gallons

INITIAL PUMP OR TUBING DEPTH IN WELL (feet): 123.88 | FINAL PUMP OR TUBING DEPTH IN WELL (feet): 123.88 | PURGING INITIATED AT: 0931 | PURGING ENDED AT: 0955 | TOTAL VOLUME PURGED (gallons): 6.30

TIME	VOLUME PURGED (gallons)	CUMUL. VOLUME PURGED (gallons)	PURGE RATE (gpm)	DEPTH TO WATER (feet)	pH (standard units)	TEMP. (°C)	COND. (circle units) µmhos/cm or mS/cm	DISSOLVED OXYGEN (circle units) mg/L or % saturation	TURBIDITY (NTUs)	ORP (mV)	COLOR	ODOR
0942	3.30	3.30	0.30	43.76	6.91	23.8	325	0.3	7.92	-21		
0946	0.90	4.20	0.30	43.76	6.88	23.7	327	0.3	7.44	-23		
0950	0.90	5.10	0.30	43.77	6.90	23.7	323	0.3	7.61	-24		
0954	0.90	6.00	0.30	43.77	6.91	23.7	325	0.3	7.78	-24	NONE	

WELL CAPACITY (Gallons Per Foot): 0.75" = 0.02; 1" = 0.04; 1.25" = 0.06; 2" = 0.16; 3" = 0.37; 4" = 0.65; 6" = 1.02; 8" = 1.47; 12" = 5.88
TUBING INSIDE DIA. CAPACITY (Gal./ft.): 1/8" = 0.0006; 3/16" = 0.0014; 1/4" = 0.0026; 5/16" = 0.004; 3/8" = 0.006; 1/2" = 0.010; 5/8" = 0.016
PURGING EQUIPMENT CODES: B = Bailer; BP = Bladder Pump; ESP = Electric Submersible Pump; PP = Peristaltic Pump; O = Other (Specify

SAMPLING DATA

SAMPLED BY (PRINT) / AFFILIATION: DAN ARMOUR / PRO-TECH | SAMPLER(S) SIGNATURE(S): [signature] | SAMPLING INITIATED AT: 0955 | SAMPLING ENDED AT: NR

PUMP OR TUBING DEPTH IN WELL (feet): 123.88 | TUBING MATERIAL CODE: T | FIELD-FILTERED: Y (N) µm Filtration Equipment Type: | FILTER SIZE:

FIELD DECONTAMINATION: PUMP Y (N) TUBING Y (N replaced) | DUPLICATE: Y (N)

SAMPLE ID CODE	# CONTAINERS	MATERIAL CODE	VOLUME	PRESERVATIVE USED	TOTAL VOL ADDED IN FIELD (mL)	FINAL pH	INTENDED ANALYSIS AND/OR METHOD	SAMPLE PUMP FLOW RATE (gal (~~mL~~) per minute)	SAMPLING EQUIPMENT CODE
	3	G	40ml	HCl	–	NM	VOA		BP
	3	G	40ml	Na2S2O3	–		EDB/DBCP		
	1	P	1000ml	–	–		G-CHEM		
	1	P	500ml	HNO3	–		METALS		
	1	AG	500ml	H2SO4	–		NH3		
	1	P	1000ml	GROSS ALPHA	–		HNO3		

REMARKS:

Sheen Present: YES (NO)

MATERIAL CODES: AG = Amber Glass; CG = Clear Glass; PE = Polyethylene; PP = Polypropylene; S = Silicone; T = Teflon; O = Other (Specify)

SAMPLING EQUIPMENT CODES: APP = After Peristaltic Pump; B = Bailer; BP = Bladder Pump; ESP = Electric Submersible Pump; RFPP = Reverse Flow Peristaltic Pump; SM = Straw Method (Tubing Gravity Drain); O = Other (Specify)

NOTES: 1. The above do not constitute all of the information required by Chapter 62-160, F.A.C.
2. STABILIZATION CRITERIA FOR RANGE OF VARIATION OF LAST THREE CONSECUTIVE READINGS (SEE FS 2212, SECTION 3)
pH: ± 0.2 units Temperature: ± 0.2 °C Specific Conductance: ± 5% Dissolved Oxygen: all readings ≤ 20% saturation (see Table FS 2200-2). optionally, ± 0.2 mg/L or ± 10% (whichever is greater) Turbidity: all readings ≤ 20 NTU; optionally ± 5 NTU or ± 10% (whichever is greater)

Revision Date: February 12, 2009

Form FD 8000-24

GROUNDWATER SAMPLING LOG

SITE NAME: VISTA | SITE LOCATION: APOPKA, FL

WELL NO: MW-FL3 | SAMPLE ID. | DATE: 6-12-14

PURGING DATA

WELL DIAMETER (inches): 2 | TUBING DIAMETER (inches): 3/8 | WELL SCREEN INTERVAL DEPTH: 131.1 feet to 142.1 feet | STATIC DEPTH TO WATER (feet): 48.16 | PURGE PUMP TYPE OR BAILER: BP

WELL ELEVATION TOC (ft NGVD): 97.49 | GROUNDWATER ELEVATION (ft NGVD): 49.33

WELL VOLUME PURGE: 1 WELL VOLUME = (TOTAL WELL DEPTH – STATIC DEPTH TO WATER) X WELL CAPACITY
(only fill out if applicable)
= feet – feet) X gallons/foot = gallons

EQUIPMENT VOLUME PURGE: 1 EQUIPMENT VOL. = PUMP VOLUME + (TUBING CAPACITY X TUBING LENGTH) + FLOW CELL VOLUME
(only fill out if applicable)
= 0.3 gallons + (0.006 gallons/foot X 142.10 feet) + 0.05 gallons = 1.20 gallons

INITIAL PUMP OR TUBING DEPTH IN WELL (feet): 137.10 | FINAL PUMP OR TUBING DEPTH IN WELL (feet): 137.10 | PURGING INITIATED AT: 1459 | PURGING ENDED AT: 1523 | TOTAL VOLUME PURGED (gallons): 4.31

TIME	VOLUME PURGED (gallons)	CUMUL. VOLUME PURGED (gallons)	PURGE RATE (gpm)	DEPTH TO WATER (feet)	pH (standard units)	TEMP. (°C)	COND. (circle units) µmhos/cm or µS/cm	DISSOLVED OXYGEN (circle units) mg/L or % saturation	TURBIDITY (NTUs)	ORP (mV)	COLOR	ODOR
1510	1.21	1.21	0.31	48.61	7.34	23.4	250	0.0	7.85	-118		
1514	0.93	2.14	0.31	48.61	7.22	23.4	249	0.0	8.03	-114		
1518	0.93	3.07	0.31	48.61	7.22	23.4	249	0.0	7.91	-115		
1522	0.93	4.00	0.31	48.62	7.23	23.4	250	0.0	7.79	-113	NONE	

WELL CAPACITY (Gallons Per Foot): 0.75" = 0.02; 1" = 0.04; 1.25" = 0.06; 2" = 0.16; 3" = 0.37; 4" = 0.65; 6" = 1.02; 8" = 1.47; 12" = 5.88
TUBING INSIDE DIA. CAPACITY (Gal./FL): 1/8" = 0.0006; 3/16" = 0.0014; 1/4" = 0.0026; 5/16" = 0.004; 3/8" = 0.006; 1/2" = 0.010; 5/8" = 0.016
PURGING EQUIPMENT CODES: B = Bailer; BP = Bladder Pump; ESP = Electric Submersible Pump; PP = Peristaltic Pump; O = Other (Specify)

SAMPLING DATA

SAMPLED BY (PRINT) / AFFILIATION: DAN ARMOUR / PRO-TECH | SAMPLER(S) SIGNATURE(S): [signature] | SAMPLING INITIATED AT: 1523 | SAMPLING ENDED AT: NR

PUMP OR TUBING DEPTH IN WELL (feet): 137.10 | TUBING MATERIAL CODE: T | FIELD-FILTERED: Y (N) µm Filtration Equipment Type: | FILTER SIZE:

FIELD DECONTAMINATION: PUMP Y (N) TUBING Y (N replaced) | DUPLICATE: Y (N)

SAMPLE CONTAINER SPECIFICATION				SAMPLE PRESERVATION			INTENDED ANALYSIS AND/OR METHOD	SAMPLE PUMP FLOW RATE (gal. per minute)	SAMPLING EQUIPMENT CODE
SAMPLE ID CODE	CONTAINERS	MATERIAL CODE	VOLUME	PRESERVATIVE USED	TOTAL VOL ADDED IN FIELD (mL)	FINAL pH			
	3	G	40ml	HCl	–	NM	VOA		BP
	3	G	40ml	Nathio	–		EDB/DBCP		
	1	P	1000ml	–	–		G-CHEM		
	1	P	500ml	HNO3	–		METALS		
	1	AG	500ml	H2SO4	–		NH3		
	1	P	1000ml	GROSS ALPHA	–		HNO3		

REMARKS:

Sheen Present YES (NO)

MATERIAL CODES: AG = Amber Glass; CG = Clear Glass; PE = Polyethylene; PP = Polypropylene; S = Silicone; T = Teflon; O = Other (Specify)

SAMPLING EQUIPMENT CODES: APP = After Peristaltic Pump; B = Bailer; BP = Bladder Pump; ESP = Electric Submersible Pump; RFPP = Reverse Flow Peristaltic Pump; SM = Straw Method (Tubing Gravity Drain); O = Other (Specify)

NOTES: 1. The above do not constitute all of the information required by Chapter 62-160, F.A.C.
2. STABILIZATION CRITERIA FOR RANGE OF VARIATION OF LAST THREE CONSECUTIVE READINGS (SEE FS 2212, SECTION 3)
pH: ± 0.2 units Temperature: ± 0.2 °C Specific Conductance: ± 5% Dissolved Oxygen: all readings ≤ 20% saturation (see Table FS 2200-2), optionally, ± 0.2 mg/L or ± 10% (whichever is greater) Turbidity: all readings ≤ 20 NTU; optionally ± 5 NTU or ± 10% (whichever is greater)

Revision Date: February 12, 2009

Form FD 9000-24

GROUNDWATER SAMPLING LOG

SITE NAME: VISTA | SITE LOCATION: APOPKA, FL

WELL NO: MW-01B | SAMPLE ID: | DATE:

PURGING DATA

WELL DIAMETER (inches): 2 | TUBING DIAMETER (inches): 3/8 | WELL SCREEN INTERVAL DEPTH 86.78 feet to 96.78 feet | STATIC DEPTH TO WATER (feet): 56.99 | PURGE PUMP TYPE OR BAILER: BP

WELL ELEVATION TOC (ft NGVD): 109.53 | GROUNDWATER ELEVATION (ft NGVD): 52.54

WELL VOLUME PURGE: 1 WELL VOLUME = (TOTAL WELL DEPTH – STATIC DEPTH TO WATER) X WELL CAPACITY
(only fill out if applicable)
= (feet – feet) X gallons/foot = gallons

EQUIPMENT VOLUME PURGE: 1 EQUIPMENT VOL. = PUMP VOLUME + (TUBING CAPACITY X TUBING LENGTH) + FLOW CELL VOLUME
(only fill out if applicable)
= 0.3 gallons + (0.006 gallons/foot X 96.78 feet) + 0.05 gallons = 0.93 gallons

INITIAL PUMP OR TUBING DEPTH IN WELL (feet): 91.78 | FINAL PUMP OR TUBING DEPTH IN WELL (feet): 91.78 | PURGING INITIATED AT: 1420 | PURGING ENDED AT: 1441 | TOTAL VOLUME PURGED (gallons): 6.72

TIME	VOLUME PURGED (gallons)	CUMUL. VOLUME PURGED (gallons)	PURGE RATE (gpm)	DEPTH TO WATER (feet)	pH (standard units)	TEMP. (°C)	COND. (circle units) µmhos/cm or µS/cm	DISSOLVED OXYGEN (circle units) mg/L or % saturation	TURBIDITY (NTUs)	ORP (mV)	COLOR	ODOR
1431	3.52	3.52	0.32	58.04	7.66	23.2	175	0.0	1.50	47		
1434	0.96	4.48	0.32	58.04	7.66	23.2	175	0.0	1.97	46		
1437	0.96	5.44	0.32	58.05	7.61	23.1	174	0.0	2.13	46		
1440	0.96	6.40	0.32	58.05	7.63	23.1	174	0.0	2.06	46	NONE	

WELL CAPACITY (Gallons Per Foot): 0.75" = 0.02; 1" = 0.04; 1.25" = 0.06; 2" = 0.16; 3" = 0.37; 4" = 0.65; 6" = 1.02; 8" = 1.47; 12" = 5.88
TUBING INSIDE DIA. CAPACITY (Gal./Ft.): 1/8" = 0.0006; 3/16" = 0.0014; 1/4" = 0.0026; 5/16" = 0.004; 3/8" = 0.006; 1/2" = 0.010; 5/8" = 0.016
PURGING EQUIPMENT CODES: B = Bailer; BP = Bladder Pump; ESP = Electric Submersible Pump; PP = Peristaltic Pump; O = Other (Specify

SAMPLING DATA

SAMPLED BY (PRINT) / AFFILIATION: DAN ARMOUR / PRO-TECH | SAMPLER(S) SIGNATURE(S): [signature] | SAMPLING INITIATED AT: 1441 | SAMPLING ENDED AT: NR

PUMP OR TUBING DEPTH IN WELL (feet): 91.78 | TUBING MATERIAL CODE: T | FIELD-FILTERED: Y (N) µm Filtration Equipment Type: | FILTER SIZE:

FIELD DECONTAMINATION: PUMP Y (N) TUBING Y (N replaced) | DUPLICATE: Y (N)

SAMPLE ID CODE	SAMPLE CONTAINER SPECIFICATION: # CONTAINERS	MATERIAL CODE	VOLUME	SAMPLE PRESERVATION: PRESERVATIVE USED	TOTAL VOL ADDED IN FIELD (mL)	FINAL pH	INTENDED ANALYSIS AND/OR METHOD	SAMPLE PUMP FLOW RATE (gal per minute)	SAMPLING EQUIPMENT CODE
	3	G	40ml	HCl	–	NM	VOA		BP
	3	G	40ml	Na2S2O3	–		EDB/DBCP		
	1	P	1000 ml	–	–		G-CHEM		
	1	P	500ml	HNO3	–		METALS		
	1	AG	500ml	H2SO4	–		NH3		
	1	P	1000ml	GROSS ALPHA	–		HNO3		

REMARKS:

Sheen Present YES (NO)

MATERIAL CODES: AG = Amber Glass; CG = Clear Glass; PE = Polyethylene; PP = Polypropylene; S = Silicone; T = Teflon; O = Other (Specify)

SAMPLING EQUIPMENT CODES: APP = After Peristaltic Pump; B = Bailer; BP = Bladder Pump; ESP = Electric Submersible Pump; RFPP = Reverse Flow Peristaltic Pump; SM = Straw Method (Tubing Gravity Drain); O = Other (Specify)

NOTES: 1. The above do not constitute all of the information required by Chapter 62-160, F.A.C.
2. STABILIZATION CRITERIA FOR RANGE OF VARIATION OF LAST THREE CONSECUTIVE READINGS (SEE FS 2212, SECTION 3)
pH: ± 0.2 units Temperature: ± 0.2 °C Specific Conductance: ± 5% Dissolved Oxygen: all readings ≤ 20% saturation (see Table FS 2200-2) optionally, ± 0.2 mg/L or ± 10% (whichever is greater) Turbidity: all readings ≤ 20 NTU; optionally ± 5 NTU or ± 10% (whichever is greater)

Revision Date: February 12, 2009

Form FD 9000-24

GROUNDWATER SAMPLING LOG

SITE NAME: VISTA

SITE LOCATION: APOPKA, FL

WELL NO: EQUIPMENT BLANK

SAMPLE ID:

DATE: 6-13-14

PURGING DATA

WELL DIAMETER (inches): NA

TUBING DIAMETER (inches): NA

WELL SCREEN INTERVAL DEPTH: - feet to - feet

STATIC DEPTH TO WATER (feet): NA

PURGE PUMP TYPE OR BAILER: NA

WELL ELEVATION TOC (ft NGVD): NA

GROUNDWATER ELEVATION (ft NGVD): NA

WELL VOLUME PURGE: 1 WELL VOLUME = (TOTAL WELL DEPTH - STATIC DEPTH TO WATER) X WELL CAPACITY
(only fill out if applicable)
= feet - feet) X gallons/foot = gallons

EQUIPMENT VOLUME PURGE: 1 EQUIPMENT VOL. = PUMP VOLUME + (TUBING CAPACITY X TUBING LENGTH) + FLOW CELL VOLUME
(only fill out if applicable)
= gallons + (gallons/foot X feet) + gallons = gallons

INITIAL PUMP OR TUBING DEPTH IN WELL (feet): NA

FINAL PUMP OR TUBING DEPTH IN WELL (feet): NA

PURGING INITIATED AT: NA

PURGING ENDED AT: NA

TOTAL VOLUME PURGED (gallons): NA

TIME	VOLUME PURGED (gallons)	CUMUL. VOLUME PURGED (gallons)	PURGE RATE (gpm)	DEPTH TO WATER (feet)	pH (standard units)	TEMP. (°C)	COND. (circle units) µmhos/cm or µS/cm	DISSOLVED OXYGEN (circle units) mg/L or % saturation	TURBIDITY (NTUs)	ORP (mV)	COLOR	ODOR
1155	NA	NA	NA	NA	6.93	25.3	3	1.0	0.00	44	None	

WELL CAPACITY (Gallons Per Foot): 0.75" = 0.02; 1" = 0.04; 1.25" = 0.06; 2" = 0.16; 3" = 0.37; 4" = 0.65; 5" = 1.02; 6" = 1.47; 12" = 5.88
TUBING INSIDE DIA. CAPACITY (Gal./FL): 1/8" = 0.0006; 3/16" = 0.0014; 1/4" = 0.0026; 5/16" = 0.004; 3/8" = 0.006; 1/2" = 0.010; 5/8" = 0.016
PURGING EQUIPMENT CODES: B = Bailer; BP = Bladder Pump; ESP = Electric Submersible Pump; PP = Peristaltic Pump; O = Other (Specify

SAMPLING DATA

SAMPLED BY (PRINT) / AFFILIATION: DAN ARMOUR / PRO-TECH

SAMPLER(S) SIGNATURE(S):

SAMPLING INITIATED AT: 1155

SAMPLING ENDED AT: NR

PUMP OR TUBING DEPTH IN WELL (feet): NA

TUBING MATERIAL CODE: NA

FIELD-FILTERED: Y (N) µm
Filtration Equipment Type:

FILTER SIZE:

FIELD DECONTAMINATION: PUMP Y N NA TUBING Y N (replaced)

DUPLICATE: Y (N)

SAMPLE ID CODE	# CONTAINERS	MATERIAL CODE	VOLUME	PRESERVATIVE USED	TOTAL VOL ADDED IN FIELD (mL)	FINAL pH	INTENDED ANALYSIS AND/OR METHOD	SAMPLE PUMP FLOW RATE (mL per minute)	SAMPLING EQUIPMENT CODE
	1	P	1000ml	—	—	NM	G-CHEM	NA	NA
	1	P	500ml	HNO3	—		METALS		
	1	AG	500ml	H2SO4	—		NH3		
	~~1~~	~~P~~	~~1000ml~~	~~HNO3~~			~~GROSS ALPHA~~		

REMARKS:

Sheen Present YES NO EB COMPLETED WITH D.I. H2O PROVIDED BY TEST AMERICA

MATERIAL CODES: AG = Amber Glass; CG = Clear Glass; PE = Polyethylene; PP = Polypropylene; S = Silicone; T = Teflon; O = Other (Specify)

SAMPLING EQUIPMENT CODES: APP = After Peristaltic Pump; B = Bailer; BP = Bladder Pump; ESP = Electric Submersible Pump; RFPP = Reverse Flow Peristaltic Pump; SM = Straw Method (Tubing Gravity Drain); O = Other (Specify)

NOTES: 1. The above do not constitute all of the information required by Chapter 62-160, F.A.C.
2. STABILIZATION CRITERIA FOR RANGE OF VARIATION OF LAST THREE CONSECUTIVE READINGS (SEE FS 2212, SECTION 3)
pH: ± 0.2 units Temperature: ± 0.2 °C Specific Conductance: ± 5% Dissolved Oxygen: all readings ≤ 20% saturation (see Table FS 2200-2), optionally, ± 0.2 mg/L or ± 10% (whichever is greater) Turbidity: all readings ≤ 20 NTU; optionally ± 5 NTU or ± 10% (whichever is greater)

Revision Date: February 12, 2009

Form FD 9000-24

GROUNDWATER SAMPLING LOG

SITE NAME: VISTA		SITE LOCATION: APOPKA FL	
WELL NO: MW-6AR	SAMPLE ID:		DATE: 6-13-14

PURGING DATA

WELL DIAMETER (inches): 2	TUBING DIAMETER (inches): 1/4	WELL SCREEN INTERVAL DEPTH: 54.35 feet to 64.35 feet	STATIC DEPTH TO WATER (feet): 53.68	PURGE PUMP TYPE OR BAILER: BP
WELL ELEVATION TOC (ft NGVD): 104.11		GROUNDWATER ELEVATION (ft NGVD): 50.43		

WELL VOLUME PURGE: 1 WELL VOLUME = (TOTAL WELL DEPTH - STATIC DEPTH TO WATER) X WELL CAPACITY
(only fill out if applicable)

= (72.35 feet - 53.68 feet) X 0.163 gallons/foot = 3.04 gallons

EQUIPMENT VOLUME PURGE: 1 EQUIPMENT VOL. = PUMP VOLUME + (TUBING CAPACITY X TUBING LENGTH) + FLOW CELL VOLUME
(only fill out if applicable)

= 0.2 gallons + (0.0026 gallons/foot X 72.35 feet) + 0.05 gallons = 0.44 gallons

INITIAL PUMP OR TUBING DEPTH IN WELL (feet): 67.35	FINAL PUMP OR TUBING DEPTH IN WELL (feet): 67.35	PURGING INITIATED AT: 1107	PURGING ENDED AT: 1135	TOTAL VOLUME PURGED (gallons): 4.76

TIME	VOLUME PURGED (gallons)	CUMUL. VOLUME PURGED (gallons)	PURGE RATE (gpm)	DEPTH TO WATER (feet)	pH (standard units)	TEMP. (°C)	COND. (circle units) µmhos/cm or µS/cm	DISSOLVED OXYGEN (circle units) mg/L or % saturation	TURBIDITY (NTUs)	ORP (mV)	COLOR	ODOR
1125	3.06	3.06	0.17	53.81	5.23	24.8	232	3.3	5.31	61		
1128	0.51	3.57	0.17	53.81	5.20	24.9	230	3.4	5.82	60		
1131	0.51	4.08	0.17	53.81	5.19	24.8	230	3.4	5.49	63		
1134	0.51	4.59	0.17	53.81	5.20	24.8	232	3.4	5.53	63	NONE	

WELL CAPACITY (Gallons Per Foot): 0.75" = 0.02; 1" = 0.04; 1.25" = 0.06; 2" = 0.16; 3" = 0.37; 4" = 0.65; 6" = 1.02; 8" = 1.47; 12" = 6.88
TUBING INSIDE DIA. CAPACITY (Gal./FT.): 1/8" = 0.0006; 3/16" = 0.0014; 1/4" = 0.0026; 5/16" = 0.004; 3/8" = 0.006; 1/2" = 0.010; 5/8" = 0.016
PURGING EQUIPMENT CODES: B = Bailer; BP = Bladder Pump; ESP = Electric Submersible Pump; PP = Peristaltic Pump; O = Other (Specify)

SAMPLING DATA

SAMPLED BY (PRINT) / AFFILIATION: DAN ARMOUR / PRO-TECH	SAMPLER(S) SIGNATURE(S):	SAMPLING INITIATED AT: 1135	SAMPLING ENDED AT: NA
PUMP OR TUBING DEPTH IN WELL (feet): 67.35	TUBING MATERIAL CODE: T	FIELD-FILTERED: Y (N) µm Filtration Equipment Type:	FILTER SIZE:
FIELD DECONTAMINATION: PUMP Y (N)	TUBING Y (N) (replaced)	DUPLICATE: Y (N)	

SAMPLE ID CODE	# CONTAINERS	MATERIAL CODE	VOLUME	PRESERVATIVE USED	TOTAL VOL ADDED IN FIELD (mL)	FINAL pH	INTENDED ANALYSIS AND/OR METHOD	SAMPLE PUMP FLOW RATE (mL per minute)	SAMPLING EQUIPMENT CODE
	3	CG	40ml	HCl	-	<2	VOA		BP
	3	CG	40ml	Methio	-		EDB/DBCP		
	1	PE	1000ml	-	-		G. CHEM		
	1	PE	500ml	HNO3	-		METALS		
	1	AG	500ml	H2SO4	-		NH3		
	1	PE	1000ml	HNO3	-		GROSS ALPHA		

REMARKS:

Sheen Present YES NO

MATERIAL CODES: AG = Amber Glass; CG = Clear Glass; PE = Polyethylene; PP = Polypropylene; S = Silicone; T = Teflon; O = Other (Specify)

SAMPLING EQUIPMENT CODES: APP = After Peristaltic Pump; B = Bailer; BP = Bladder Pump; ESP = Electric Submersible Pump; RFPP = Reverse Flow Peristaltic Pump; SM = Straw Method (Tubing Gravity Drain); O = Other (Specify)

NOTES: 1. The above do not constitute all of the information required by Chapter 62-160, F.A.C.
2. STABILIZATION CRITERIA FOR RANGE OF VARIATION OF LAST THREE CONSECUTIVE READINGS (SEE FS 2212, SECTION 3)
pH: ± 0.2 units Temperature: ± 0.2 °C Specific Conductance: ± 5% Dissolved Oxygen: all readings ≤ 20% saturation (see Table FS 2200-2), optionally, ± 0.2 mg/L or ± 10% (whichever is greater) Turbidity: all readings ≤ 20 NTU; optionally ± 5 NTU or ± 10% (whichever is greater)

Revision Date: February 12, 2009

Form FD 9000-24

GROUNDWATER SAMPLING LOG

SITE NAME: VISTA | SITE LOCATION: APOPKA, FL

WELL NO: MW-6BR | SAMPLE ID: | DATE: 6-13-14

PURGING DATA

WELL DIAMETER (inches): 2 | TUBING DIAMETER (inches): 3/8 | WELL SCREEN INTERVAL DEPTH 82.48 feet to 92.48 feet | STATIC DEPTH TO WATER (feet): 53.63 | PURGE PUMP TYPE OR BAILER: BP

WELL ELEVATION TOC (ft NGVD): 103.99 | GROUNDWATER ELEVATION (ft NGVD): 50.36

WELL VOLUME PURGE: 1 WELL VOLUME = (TOTAL WELL DEPTH - STATIC DEPTH TO WATER) X WELL CAPACITY
(only fill out if applicable)
= (feet - feet) X gallons/foot = gallons

EQUIPMENT VOLUME PURGE: 1 EQUIPMENT VOL. = PUMP VOLUME + (TUBING CAPACITY X TUBING LENGTH) + FLOW CELL VOLUME
(only fill out if applicable)
= 0.3 gallons + (0.006 gallons/foot X 92.48 feet) + 0.05 gallons = 0.90 gallons

INITIAL PUMP OR TUBING DEPTH IN WELL (feet): 87.48 | FINAL PUMP OR TUBING DEPTH IN WELL (feet): 87.48 | PURGING INITIATED AT: 1029 | PURGING ENDED AT: 1050 | TOTAL VOLUME PURGED (gallons): 6.72

TIME	VOLUME PURGED (gallons)	CUMUL. VOLUME PURGED (gallons)	PURGE RATE (gpm)	DEPTH TO WATER (feet)	pH (standard units)	TEMP. (°C)	COND. (circle units) µmhos/cm or µS/cm	DISSOLVED OXYGEN (circle units) mg/L or % saturation	TURBIDITY (NTUs)	ORP (mV)	COLOR	ODOR
1040	3.52	3.52	0.32	54.27	7.81	23.8	299	1.2	4.54	61		
1043	0.96	4.48	0.32	54.29	7.83	23.7	301	1.2	4.11	60		
1046	0.96	5.44	0.32	54.29	7.82	23.7	303	1.2	3.60	60		
1049	0.96	6.40	0.32	54.29	7.83	23.8	301	1.3	3.54	61	NONE	

WELL CAPACITY (Gallons Per Foot): 0.75" = 0.02; 1" = 0.04; 1.25" = 0.06; 2" = 0.16; 3" = 0.37; 4" = 0.65; 6" = 1.02; 8" = 1.47; 12" = 5.88
TUBING INSIDE DIA. CAPACITY (Gal./Ft.): 1/8" = 0.0005; 3/16" = 0.0014; 1/4" = 0.0026; 5/16" = 0.004; 3/8" = 0.006; 1/2" = 0.010; 5/8" = 0.016
PURGING EQUIPMENT CODES: B = Bailer; BP = Bladder Pump; ESP = Electric Submersible Pump; PP = Peristaltic Pump; O = Other (Specify)

SAMPLING DATA

SAMPLED BY (PRINT) / AFFILIATION: DAN ARMOUR / PRO-TECH | SAMPLER(S) SIGNATURE(S): [signature] | SAMPLING INITIATED AT: 1050 | SAMPLING ENDED AT: NR

PUMP OR TUBING DEPTH IN WELL (feet): 87.48 | TUBING MATERIAL CODE: T | FIELD-FILTERED: Y (N) µm | FILTER SIZE: | Filtration Equipment Type:

FIELD DECONTAMINATION: PUMP Y (N) TUBING Y (N replaced) | DUPLICATE: Y (N)

SAMPLE ID CODE	# CONTAINERS	MATERIAL CODE	VOLUME	PRESERVATIVE USED	TOTAL VOL ADDED IN FIELD (mL)	FINAL pH	INTENDED ANALYSIS AND/OR METHOD	SAMPLE PUMP FLOW RATE (gal/min per minute)	SAMPLING EQUIPMENT CODE
	3	G	40ml	HCl	–	NM	VOA		BP
	3	G	40ml	Nathio	–		EDB/DBCP		
	1	P	1000ml	–	–		G-CHEM		
	1	P	500ml	HNO3	–		METALS		
	1	AG	500ml	H2SO4	–		NH3		
	1	P	1000ml	Gross ALPHA	–		HNO3		

REMARKS:
Sheen Present YES (NO)

MATERIAL CODES: AG = Amber Glass; CG = Clear Glass; PE = Polyethylene; PP = Polypropylene; S = Silicone; T = Teflon; O = Other (Specify)

SAMPLING EQUIPMENT CODES: APP = After Peristaltic Pump; B = Bailer; BP = Bladder Pump; ESP = Electric Submersible Pump; RFPP = Reverse Flow Peristaltic Pump; SM = Straw Method (Tubing Gravity Drain); O = Other (Specify)

NOTES: 1. The above do not constitute all of the information required by Chapter 62-160, F.A.C.
2. STABILIZATION CRITERIA FOR RANGE OF VARIATION OF LAST THREE CONSECUTIVE READINGS (SEE FS 2212, SECTION 3)
pH: ± 0.2 units Temperature: ± 0.2 °C Specific Conductance: ± 5% Dissolved Oxygen: all readings ≤ 20% saturation (see Table FS 2200-2), optionally, ± 0.2 mg/L or ± 10% (whichever is greater) Turbidity: all readings ≤ 20 NTU; optionally ± 5 NTU or ± 10% (whichever is greater)

Revision Date: February 12, 2009

Form FD 9000-24

GROUNDWATER SAMPLING LOG

SITE NAME: VISTA | SITE LOCATION: APOPKA, FL

WELL NO: MW-4A | SAMPLE ID: | DATE: 6-13-14

PURGING DATA

WELL DIAMETER (inches): 2 | TUBING DIAMETER (inches): 1/4 | WELL SCREEN INTERVAL DEPTH: 26.15 feet to 46.65 feet | STATIC DEPTH TO WATER (feet): 32.93 | PURGE PUMP TYPE OR BAILER: BP

WELL ELEVATION TOC (ft NGVD): 82.04 | GROUNDWATER ELEVATION (ft NGVD): 49.11

WELL VOLUME PURGE: 1 WELL VOLUME = (TOTAL WELL DEPTH – STATIC DEPTH TO WATER) X WELL CAPACITY
(only fill out if applicable)
= (feet – feet) X gallons/foot = gallons

EQUIPMENT VOLUME PURGE: 1 EQUIPMENT VOL. = PUMP VOLUME + (TUBING CAPACITY X TUBING LENGTH) + FLOW CELL VOLUME
(only fill out if applicable)
= 0.2 gallons + (0.0026 gallons/foot X 46.65 feet) + 0.05 gallons = 0.37 gallons

INITIAL PUMP OR TUBING DEPTH IN WELL (feet): 41.65 | FINAL PUMP OR TUBING DEPTH IN WELL (feet): 41.65 | PURGING INITIATED AT: 0954 | PURGING ENDED AT: 1014 | TOTAL VOLUME PURGED (gallons): 2.64

TIME	VOLUME PURGED (gallons)	CUMUL. VOLUME PURGED (gallons)	PURGE RATE (gpm)	DEPTH TO WATER (feet)	pH (standard units)	TEMP. (°C)	COND. (circle units) µmhos/cm or µS/cm	DISSOLVED OXYGEN (circle units) mg/L or % saturation	TURBIDITY (NTUs)	ORP (mV)	COLOR	ODOR
1004	1.30	1.30	0.13	34.02	4.77	25.0	65	0.5	3.06	122		
1007	0.39	1.69	0.13	34.02	4.79	24.9	66	0.4	2.73	125		
1010	0.39	2.08	0.13	34.02	4.78	24.9	67	0.4	2.63	125		
1013	0.39	2.47	0.13	34.02	4.79	24.9	66	0.4	2.92	126	NONE	

WELL CAPACITY (Gallons Per Foot): 0.75" = 0.02; 1" = 0.04; 1.25" = 0.06; 2" = 0.16; 3" = 0.37; 4" = 0.65; 6" = 1.02; 8" = 1.47; 12" = 5.88
TUBING INSIDE DIA. CAPACITY (Gal./FT.): 1/8" = 0.0006; 3/16" = 0.0014; 1/4" = 0.0026; 5/16" = 0.004; 3/8" = 0.006; 1/2" = 0.010; 5/8" = 0.016
PURGING EQUIPMENT CODES: B = Bailer; BP = Bladder Pump; ESP = Electric Submersible Pump; PP = Peristaltic Pump; O = Other (Specify)

SAMPLING DATA

SAMPLED BY (PRINT) / AFFILIATION: DAN ARMOUR / PRO-TECH | SAMPLER(S) SIGNATURE(S): [signature] | SAMPLING INITIATED AT: 1014 | SAMPLING ENDED AT: NR

PUMP OR TUBING DEPTH IN WELL (feet): 41.65 | TUBING MATERIAL CODE: T | FIELD-FILTERED: Y (N) µm Filtration Equipment Type: | FILTER SIZE:

FIELD DECONTAMINATION: PUMP Y (N) TUBING Y (N) (replaced) | DUPLICATE: Y (N)

SAMPLE ID CODE	SAMPLE CONTAINER SPECIFICATION: # CONTAINERS	MATERIAL CODE	VOLUME	SAMPLE PRESERVATION: PRESERVATIVE USED	TOTAL VOL ADDED IN FIELD (mL)	FINAL pH	INTENDED ANALYSIS AND/OR METHOD	SAMPLE PUMP FLOW RATE (mL per minute)	SAMPLING EQUIPMENT CODE
	3	G	40ml	HCl	–	NM	VOA		BP
	3	G	40ml	Na2S2O3	–		EDB / DBCP		
	1	P	1000ml	–	–		G-CHEM		
	1	P	500ml	HNO3	–		METALS		
	1	AG	500ml	H2SO4	–		NH3		
	1	P	1000ml	HNO3	–		GROSS ALPHA		

REMARKS:
Sheen Present YES (NO)

MATERIAL CODES: AG = Amber Glass; CG = Clear Glass; PE = Polyethylene; PP = Polypropylene; S = Silicone; T = Teflon; O = Other (Specify)

SAMPLING EQUIPMENT CODES: APP = After Peristaltic Pump; B = Bailer; BP = Bladder Pump; ESP = Electric Submersible Pump; RFPP = Reverse Flow Peristaltic Pump; SM = Straw Method (Tubing Gravity Drain); O = Other (Specify)

NOTES: 1. The above do not constitute all of the information required by Chapter 62-160, F.A.C.
2. STABILIZATION CRITERIA FOR RANGE OF VARIATION OF LAST THREE CONSECUTIVE READINGS (SEE FS 2212, SECTION 3)
pH: ± 0.2 units Temperature: ± 0.2 °C Specific Conductance: ± 5% Dissolved Oxygen: all readings ≤ 20% saturation (see Table FS 2200-2), optionally, ± 0.2 mg/L or ± 10% (whichever is greater) Turbidity: all readings ≤ 20 NTU; optionally ± 5 NTU or ± 10% (whichever is greater)

Revision Date: February 12, 2009

Form FD 9000-24

GROUNDWATER SAMPLING LOG

SITE NAME: VISTA | SITE LOCATION: APOPKA, FL

WELL NO: MW-4B | SAMPLE ID: | DATE: 6-13-14

PURGING DATA

WELL DIAMETER (inches): 2 | TUBING DIAMETER (inches): 3/8 | WELL SCREEN INTERVAL DEPTH: 63 feet to 73 feet | STATIC DEPTH TO WATER (feet): 33.06 | PURGE PUMP TYPE OR BAILER: BP

WELL ELEVATION TOC (ft NGVD): 83.18 | GROUNDWATER ELEVATION (ft NGVD): 50.12

WELL VOLUME PURGE: 1 WELL VOLUME = (TOTAL WELL DEPTH – STATIC DEPTH TO WATER) X WELL CAPACITY
(only fill out if applicable)
= (feet – feet) X gallons/foot = gallons

EQUIPMENT VOLUME PURGE: 1 EQUIPMENT VOL. = PUMP VOLUME + (TUBING CAPACITY X TUBING LENGTH) + FLOW CELL VOLUME
(only fill out if applicable)
= 0.3 gallons + (0.006 gallons/foot X 73.00 feet) + 0.05 gallons = 0.79 gallons

INITIAL PUMP OR TUBING DEPTH IN WELL (feet): 68.00 | FINAL PUMP OR TUBING DEPTH IN WELL (feet): 68.00 | PURGING INITIATED AT: 0918 | PURGING ENDED AT: 0939 | TOTAL VOLUME PURGED (gallons): 5.88

TIME	VOLUME PURGED (gallons)	CUMUL. VOLUME PURGED (gallons)	PURGE RATE (gpm)	DEPTH TO WATER (feet)	pH (standard units)	TEMP. (°C)	COND. (circle units) µmhos/cm or µS/cm	DISSOLVED OXYGEN (circle units) mg/L or % saturation	TURBIDITY (NTUs)	ORP (mV)	COLOR	ODOR
0929	3.08	3.08	0.28	34.91	5.40	24.8	32	0.6	4.42	87		
0932	0.84	3.92	0.28	34.91	5.41	24.8	33	0.6	3.46	84		
0935	0.84	4.76	0.28	34.93	5.35	24.8	33	0.6	2.91	82		
0938	0.84	5.60	0.28	34.93	5.37	24.8	32	0.6	2.71	82	None	

WELL CAPACITY (Gallons Per Foot): 0.75" = 0.02; 1" = 0.04; 1.25" = 0.06; 2" = 0.16; 3" = 0.37; 4" = 0.65; 5" = 1.02; 6" = 1.47; 12" = 5.88
TUBING INSIDE DIA. CAPACITY (Gal./FL): 1/8" = 0.0006; 3/16" = 0.0014; 1/4" = 0.0026; 5/16" = 0.004; 3/8" = 0.006; 1/2" = 0.010; 5/8" = 0.016
PURGING EQUIPMENT CODES: B = Bailer; BP = Bladder Pump; ESP = Electric Submersible Pump; PP = Peristaltic Pump; O = Other (Specify

SAMPLING DATA

SAMPLED BY (PRINT) / AFFILIATION: DAN ARMOUR / PRO-TECH | SAMPLER(S) SIGNATURE(S): [signature] | SAMPLING INITIATED AT: 0939 | SAMPLING ENDED AT: NR

PUMP OR TUBING DEPTH IN WELL (feet): 68.00 | TUBING MATERIAL CODE: T | FIELD-FILTERED: Y (N) µm Filtration Equipment Type: | FILTER SIZE:

FIELD DECONTAMINATION: PUMP Y (N) TUBING Y (N replaced) | DUPLICATE: Y (N)

SAMPLE ID CODE	SAMPLE CONTAINER SPECIFICATION: # CONTAINERS	MATERIAL CODE	VOLUME	SAMPLE PRESERVATION: PRESERVATIVE USED	TOTAL VOL ADDED IN FIELD (mL)	FINAL pH	INTENDED ANALYSIS AND/OR METHOD	SAMPLE PUMP FLOW RATE (gal (mL) per minute)	SAMPLING EQUIPMENT CODE
	3	G	40ml	HCl	–	NM	VOA		BP
	3	G	40ml	Nathio	–		EDB/DBCP		
	1	P	1000ml	–	–		G-CHEM		
	1	P	500ml	HNO3	–		METALS		
	1	AG	500ml	H2SO4	–		NH3		
	1	P	1000ml	Gross ALPHA	–		HNO3		

REMARKS:

Sheen Present: YES (NO)

MATERIAL CODES: AG = Amber Glass; CG = Clear Glass; PE = Polyethylene; PP = Polypropylene; S = Silicone; T = Teflon, O = Other (Specify)

SAMPLING EQUIPMENT CODES: APP = After Peristaltic Pump; B = Bailer; BP = Bladder Pump; ESP = Electric Submersible Pump; RFPP = Reverse Flow Peristaltic Pump; SM = Straw Method (Tubing Gravity Drain); O = Other (Specify)

NOTES: 1. The above do not constitute all of the information required by Chapter 62-160, F.A.C.
2. STABILIZATION CRITERIA FOR RANGE OF VARIATION OF LAST THREE CONSECUTIVE READINGS (SEE FS 2212, SECTION 3)
pH: ± 0.2 units Temperature: ± 0.2 °C Specific Conductance: ± 5% Dissolved Oxygen: all readings ≤ 20% saturation (see Table FS 2200-2), optionally, ± 0.2 mg/L or ± 10% (whichever is greater) Turbidity: all readings ≤ 20 NTU; optionally ± 5 NTU or ± 10% (whichever is greater)

Revision Date: February 12, 2009

Form FD 9000-24

GROUNDWATER SAMPLING LOG

SITE NAME: VISTA

SITE LOCATION: APOPKA, FL

WELL NO: MW-FL2R

SAMPLE ID:

DATE: 6-13-14

PURGING DATA

WELL DIAMETER (inches): 2

TUBING DIAMETER (inches): 3/8

WELL SCREEN INTERVAL DEPTH: 123.93 feet to 133.93 feet

STATIC DEPTH TO WATER (feet): 35.57

PURGE PUMP TYPE OR BAILER: BP

WELL ELEVATION TOC (ft NGVD): 86.76

GROUNDWATER ELEVATION (ft NGVD): 51.19

WELL VOLUME PURGE: 1 WELL VOLUME = (TOTAL WELL DEPTH – STATIC DEPTH TO WATER) X WELL CAPACITY
(only fill out if applicable)
= (feet – feet) X gallons/foot = gallons

EQUIPMENT VOLUME PURGE: 1 EQUIPMENT VOL. = PUMP VOLUME + (TUBING CAPACITY X TUBING LENGTH) + FLOW CELL VOLUME
(only fill out if applicable)
= 0.3 gallons + (0.006 gallons/foot X 133.93 feet) + 0.05 gallons = 1.15 gallons

INITIAL PUMP OR TUBING DEPTH IN WELL (feet): 128.93

FINAL PUMP OR TUBING DEPTH IN WELL (feet): 128.93

PURGING INITIATED AT: 0839

PURGING ENDED AT: 0903

TOTAL VOLUME PURGED (gallons): 6.9L

TIME	VOLUME PURGED (gallons)	CUMUL. VOLUME PURGED (gallons)	PURGE RATE (gpm)	DEPTH TO WATER (feet)	pH (standard units)	TEMP. (°C)	COND. (circle units) µmhos/cm or µS/cm	DISSOLVED OXYGEN (circle units) mg/L or % saturation	TURBIDITY (NTUs)	ORP (mV)	COLOR	ODOR
0850	3.19	3.19	0.29	38.19	9.38	23.8	149	1.3	6.22	27		
0854	1.16	4.35	0.29	38.19	9.36	23.8	149	1.3	6.19	28		
0858	1.16	5.51	0.29	38.21	9.32	23.8	148	1.2	5.86	30		
0902	1.16	6.67	0.29	38.21	9.35	23.9	147	1.2	5.00	31	NONE	

WELL CAPACITY (Gallons Per Foot): 0.75" = 0.02; 1" = 0.04; 1.25" = 0.06; 2" = 0.16; 3" = 0.37; 4" = 0.65; 5" = 1.02; 6" = 1.47; 12" = 5.88
TUBING INSIDE DIA. CAPACITY (Gal/FL): 1/8" = 0.0006; 3/16" = 0.0014; 1/4" = 0.0026; 5/16" = 0.004; 3/8" = 0.006; 1/2" = 0.010; 5/8" = 0.016

PURGING EQUIPMENT CODES: B = Bailer; BP = Bladder Pump; ESP = Electric Submersible Pump; PP = Peristaltic Pump; O = Other (Specify)

SAMPLING DATA

SAMPLED BY (PRINT) / AFFILIATION: DAN ARMOUR / PRO-TECH

SAMPLER(S) SIGNATURE(S):

SAMPLING INITIATED AT: 0903

SAMPLING ENDED AT: NR

PUMP OR TUBING DEPTH IN WELL (feet): 128.93

TUBING MATERIAL CODE: T

FIELD-FILTERED: Y (N) µm
Filtration Equipment Type:

FILTER SIZE:

FIELD DECONTAMINATION: PUMP Y (N) TUBING Y (N) (replaced)

DUPLICATE: Y (N)

SAMPLE CONTAINER SPECIFICATION				SAMPLE PRESERVATION			INTENDED ANALYSIS AND/OR METHOD	SAMPLE PUMP FLOW RATE (mL per minute)	SAMPLING EQUIPMENT CODE
SAMPLE ID CODE	# CONTAINERS	MATERIAL CODE	VOLUME	PRESERVATIVE USED	TOTAL VOL ADDED IN FIELD (mL)	FINAL pH			
	3	G	40ml	HCl	–	NM	VOA		BP
	3	G	40ml	Na2S2O3	–		EDB/DBCP		
	1	P	1000ml	–	–		G-CHEM		
	1	P	500ml	HNO3	–		METALS		
	1	AG	500ml	H2SO4	–		NH3		
	1	P	1000ml	GROSS ALPHA	–		HNO3		

REMARKS:

Sheen Present: YES (N)

MATERIAL CODES: AG = Amber Glass; CG = Clear Glass; PE = Polyethylene; PP = Polypropylene; S = Silicone; T = Teflon; O = Other (Specify)

SAMPLING EQUIPMENT CODES: APP = After Peristaltic Pump; B = Bailer; BP = Bladder Pump; ESP = Electric Submersible Pump; RFPP = Reverse Flow Peristaltic Pump; SM = Straw Method (Tubing Gravity Drain); O = Other (Specify)

NOTES: 1. The above do not constitute all of the information required by Chapter 62-160, F.A.C.
2. STABILIZATION CRITERIA FOR RANGE OF VARIATION OF LAST THREE CONSECUTIVE READINGS (SEE FS 2212, SECTION 3)
pH: ± 0.2 units Temperature: ± 0.2 °C Specific Conductance: ± 5% Dissolved Oxygen: all readings ≤ 20% saturation (see Table FS 2200-2), optionally, ± 0.2 mg/L or ± 10% (whichever is greater) Turbidity: all readings ≤ 20 NTU; optionally ± 5 NTU or ± 10% (whichever is greater)

Revision Date: February 12, 2009

Form FD 9000-24

GROUNDWATER SAMPLING LOG

SITE NAME: VISTA | SITE LOCATION: APOPKA, FL

WELL NO: MW-2AR | SAMPLE ID: | DATE: 6-13-14

PURGING DATA

WELL DIAMETER (inches): 2 | TUBING DIAMETER (inches): 1/4 | WELL SCREEN INTERVAL DEPTH: 31.06 feet to 41.06 feet | STATIC DEPTH TO WATER (feet): 36.50 | PURGE PUMP TYPE OR BAILER: BP

WELL ELEVATION TOC (ft NGVD): 87.22 | GROUNDWATER ELEVATION (ft NGVD): 50.72

WELL VOLUME PURGE: 1 WELL VOLUME = (TOTAL WELL DEPTH – STATIC DEPTH TO WATER) X WELL CAPACITY
(only fill out if applicable)
= 41.06 feet - 36.50 feet) X 0.163 gallons/foot = 0.74 gallons

EQUIPMENT VOLUME PURGE: 1 EQUIPMENT VOL. = PUMP VOLUME + (TUBING CAPACITY X TUBING LENGTH) + FLOW CELL VOLUME
(only fill out if applicable)
= 0.2 gallons + (0.0026 gallons/foot X 41.06 feet) + 0.05 gallons = 0.36 gallons

INITIAL PUMP OR TUBING DEPTH IN WELL (feet): 36.06 | FINAL PUMP OR TUBING DEPTH IN WELL (feet): 36.06 | PURGING INITIATED AT: 0804 | PURGING ENDED AT: 0819 | TOTAL VOLUME PURGED (gallons): 1.95

TIME	VOLUME PURGED (gallons)	CUMUL. VOLUME PURGED (gallons)	PURGE RATE (gpm)	DEPTH TO WATER (feet)	pH (standard units)	TEMP. (°C)	COND. (circle units) µmhos/cm or µS/cm	DISSOLVED OXYGEN (circle units) mg/L or % saturation	TURBIDITY (NTUs)	ORP (mV)	COLOR	ODOR
0813	1.04	1.04	0.13	NA	5.18	24.9	27	4.5	12.23	84		
0815	0.39	1.43	0.13	1	5.22	24.8	28	4.5	12.80	82		
0818	0.39	1.82	0.13		5.23	24.9	28	4.6	12.14	81	NONE	
		NA. WATER LEVEL IS BELOW THE TOP OF THE DEDICATED PUMP										

WELL CAPACITY (Gallons Per Foot): 0.75" = 0.02; 1" = 0.04; 1.25" = 0.06; 2" = 0.16; 3" = 0.37; 4" = 0.65; 5" = 1.02; 6" = 1.47; 12" = 5.88
TUBING INSIDE DIA. CAPACITY (Gal./FL): 1/8" = 0.0006; 3/16" = 0.0014; 1/4" = 0.0026; 5/16" = 0.004; 3/8" = 0.006; 1/2" = 0.010; 5/8" = 0.016
PURGING EQUIPMENT CODES: B = Bailer; BP = Bladder Pump; ESP = Electric Submersible Pump; PP = Peristaltic Pump; O = Other (Specify)

SAMPLING DATA

SAMPLED BY (PRINT) / AFFILIATION: DAN ARMOUR / PRO-TECH | SAMPLER(S) SIGNATURE(S): [signature] | SAMPLING INITIATED AT: 0819 | SAMPLING ENDED AT: NA

PUMP OR TUBING DEPTH IN WELL (feet): 36.06 | TUBING MATERIAL CODE: T | FIELD-FILTERED: Y (N) µm Filtration Equipment Type: | FILTER SIZE:

FIELD DECONTAMINATION: PUMP Y (N) TUBING Y (N) (replaced) | DUPLICATE: Y (N)

SAMPLE ID CODE	# CONTAINERS	MATERIAL CODE	VOLUME	PRESERVATIVE USED	TOTAL VOL ADDED IN FIELD (mL)	FINAL pH	INTENDED ANALYSIS AND/OR METHOD	SAMPLE PUMP FLOW RATE µL (mL per minute)	SAMPLING EQUIPMENT CODE
	3	G	40ml	HCl	–	NM	VOA		BP
	3	G	40ml	Na2S2O3	–		EDB/DBCP		
	1	P	1000ml	–	–		G-CHEM		
	1	P	500ml	HNO3	–		METALS		
	1	AG	500ml	H2SO4	–		NH3		
	1	P	1000ml	HNO3	–		GROSS ALPHA		

REMARKS:

Sheen Present: YES (NO)

MATERIAL CODES: AG = Amber Glass; CG = Clear Glass; PE = Polyethylene; PP = Polypropylene; S = Silicone; T = Teflon; O = Other (Specify)

SAMPLING EQUIPMENT CODES: APP = After Peristaltic Pump; B = Bailer; BP = Bladder Pump; ESP = Electric Submersible Pump; RFPP = Reverse Flow Peristaltic Pump; SM = Straw Method (Tubing Gravity Drain); O = Other (Specify)

NOTES: 1. The above do not constitute all of the information required by Chapter 62-160, F.A.C.
2. STABILIZATION CRITERIA FOR RANGE OF VARIATION OF LAST THREE CONSECUTIVE READINGS (SEE FS 2212, SECTION 3)
pH: ± 0.2 units Temperature: ± 0.2 °C Specific Conductance: ± 5% Dissolved Oxygen: all readings ≤ 20% saturation (see Table FS 2200-2), optionally, ± 0.2 mg/L or ± 10% (whichever is greater) Turbidity: all readings ± 20 NTU; optionally ± 5 NTU or ± 10% (whichever is greater)

Revision Date: February 12, 2009

Form FD 9000-24

GROUNDWATER SAMPLING LOG

SITE NAME: VISTA | SITE LOCATION: APOPKA, FL

WELL NO: MW-2B | SAMPLE ID: | DATE: 6-13-14

PURGING DATA

WELL DIAMETER (inches): 2 | TUBING DIAMETER (inches): 3/8 | WELL SCREEN INTERVAL DEPTH: 67.05 feet / 77.05 feet | STATIC DEPTH TO WATER (feet): 38.98 | PURGE PUMP TYPE OR BAILER: BP

WELL ELEVATION TOC (ft NGVD): 88.46 | GROUNDWATER ELEVATION (ft NGVD): 49.48

WELL VOLUME PURGE: 1 WELL VOLUME = (TOTAL WELL DEPTH – STATIC DEPTH TO WATER) X WELL CAPACITY
(only fill out if applicable)
= (feet – feet) X gallons/foot = gallons

EQUIPMENT VOLUME PURGE: 1 EQUIPMENT VOL. = PUMP VOLUME + (TUBING CAPACITY X TUBING LENGTH) + FLOW CELL VOLUME
(only fill out if applicable)
= 0.3 gallons + (0.006 gallons/foot X 77.05 feet) + 0.05 gallons = 0.81 gallons

INITIAL PUMP OR TUBING DEPTH IN WELL (feet): 72.05 | FINAL PUMP OR TUBING DEPTH IN WELL (feet): 72.05 | PURGING INITIATED AT: 0728 | PURGING ENDED AT: 0749 | TOTAL VOLUME PURGED (gallons): 5.88

TIME	VOLUME PURGED (gallons)	CUMUL. VOLUME PURGED (gallons)	PURGE RATE (gpm)	DEPTH TO WATER (feet)	pH (standard units)	TEMP. (°C)	COND. (circle units) µmhos/cm or µS/cm	DISSOLVED OXYGEN (circle units) mg/L or % saturation	TURBIDITY (NTUs)	ORP (mV)	COLOR	ODOR
0739	3.08	3.08	0.28	40.65	7.88	24.7	138	0.0	3.10	38		
0742	0.84	3.92	0.28	40.66	7.89	24.7	138	0.0	2.67	39		
0745	0.84	4.76	0.28	40.67	7.89	24.7	138	0.0	2.53	39		
0748	0.84	5.60	0.28	40.66	7.90	24.7	138	0.0	2.80	40	NONE	

WELL CAPACITY (Gallons Per Foot): 0.75" = 0.02; 1" = 0.04; 1.25" = 0.06; 2" = 0.16; 3" = 0.37; 4" = 0.65; 6" = 1.02; 8" = 1.47; 12" = 5.88
TUBING INSIDE DIA. CAPACITY (Gal./FL): 1/8" = 0.0006; 3/16" = 0.0014; 1/4" = 0.0026; 5/16" = 0.004; 3/8" = 0.006; 1/2" = 0.010; 5/8" = 0.016
PURGING EQUIPMENT CODES: B = Bailer; BP = Bladder Pump; ESP = Electric Submersible Pump; PP = Peristaltic Pump; O = Other (Specify)

SAMPLING DATA

SAMPLED BY (PRINT) / AFFILIATION: DAN ARMOUR / PRO-TECH | SAMPLER(S) SIGNATURE(S): [signature] | SAMPLING INITIATED AT: 0749 | SAMPLING ENDED AT: NR

PUMP OR TUBING DEPTH IN WELL (feet): 72.05 | TUBING MATERIAL CODE: T | FIELD-FILTERED: Y (N) µm Filtration Equipment Type: | FILTER SIZE:

FIELD DECONTAMINATION: PUMP Y (N) TUBING Y (N replaced) | DUPLICATE: Y (N)

SAMPLE ID CODE	SAMPLE CONTAINER SPECIFICATION: # CONTAINERS	MATERIAL CODE	VOLUME	SAMPLE PRESERVATION: PRESERVATIVE USED	TOTAL VOL ADDED IN FIELD (mL)	FINAL pH	INTENDED ANALYSIS AND/OR METHOD	SAMPLE PUMP FLOW RATE (gal (~~mL~~) per minute)	SAMPLING EQUIPMENT CODE
	3	G	40ml	HCl	–	Nm	VOA		BP
	3	G	40ml	Nathio	–		EDB/DBCP		
	1	P	1000ml	–	–		G-CHEM		
	1	P	500ml	HNO3	–		METALS		
	1	AG	500ml	H2SO4	–		NH3		
	1	P	1000ml	Gross ALPHA	–		HNO3		

REMARKS:
Sheen Present: YES (NO)

MATERIAL CODES: AG = Amber Glass; CG = Clear Glass; PE = Polyethylene; PP = Polypropylene; S = Silicone; T = Teflon; O = Other (Specify)

SAMPLING EQUIPMENT CODES: APP = After Peristaltic Pump; B = Bailer; BP = Bladder Pump; ESP = Electric Submersible Pump; RFPP = Reverse Flow Peristaltic Pump; SM = Straw Method (Tubing Gravity Drain); O = Other (Specify)

NOTES: 1. The above do not constitute all of the information required by Chapter 62-160, F.A.C.
2. STABILIZATION CRITERIA FOR RANGE OF VARIATION OF LAST THREE CONSECUTIVE READINGS (SEE FS 2212, SECTION 3)
pH: ± 0.2 units Temperature: ± 0.2 °C Specific Conductance: ± 5% Dissolved Oxygen: all readings ≤ 20% saturation (see Table FS 2200-2), optionally, ± 0.2 mg/L or ± 10% (whichever is greater) Turbidity: all readings ≤ 20 NTU; optionally ± 5 NTU or ± 10% (whichever is greater)

Revision Date: February 12, 2009

Form FD 9000-24

GROUNDWATER SAMPLING LOG

SITE NAME: VISTA | SITE LOCATION: APOPKA, FL

WELL NO: MW-8R | SAMPLE ID: | DATE: 6-13-14

PURGING DATA

WELL DIAMETER (inches): 2 | TUBING DIAMETER (inches): 1/4 | WELL SCREEN INTERVAL DEPTH: 61 feet to 71 feet | STATIC DEPTH TO WATER (feet): 47.56 | PURGE PUMP TYPE OR BAILER: ESP

WELL ELEVATION TOC (ft NGVD): 99.60 | GROUNDWATER ELEVATION (ft NGVD): 52.04

WELL VOLUME PURGE: 1 WELL VOLUME = (TOTAL WELL DEPTH – STATIC DEPTH TO WATER) X WELL CAPACITY
(only fill out if applicable)
= (feet – feet) X gallons/foot = gallons

EQUIPMENT VOLUME PURGE: 1 EQUIPMENT VOL. = PUMP VOLUME + (TUBING CAPACITY X TUBING LENGTH) + FLOW CELL VOLUME
(only fill out if applicable)
= 0.2 gallons + (0.0026 gallons/foot X 71.00 feet) + 0.05 gallons = 0.43 gallons

INITIAL PUMP OR TUBING DEPTH IN WELL (feet): 66.00 | FINAL PUMP OR TUBING DEPTH IN WELL (feet): 66.00 | PURGING INITIATED AT: 0652 | PURGING ENDED AT: 0713 | TOTAL VOLUME PURGED (gallons): 3.78

TIME	VOLUME PURGED (gallons)	CUMUL. VOLUME PURGED (gallons)	PURGE RATE (gpm)	DEPTH TO WATER (feet)	pH (standard units)	TEMP. (°C)	COND. (circle units) µmhos/cm or µS/cm	DISSOLVED OXYGEN (circle units) mg/L or % saturation	TURBIDITY (NTUs)	ORP (mV)	COLOR	ODOR
0703	1.98	1.98	0.18	48.18	6.38	24.4	186	2.1	7.43	127		
0706	0.54	2.52	0.18	48.18	6.40	24.3	188	2.0	7.06	130		
0709	0.54	3.06	0.18	48.18	6.40	24.3	189	2.0	6.52	130		
0712	0.54	3.60	0.18	48.18	6.41	24.3	189	2.0	6.16	131	None	

WELL CAPACITY (Gallons Per Foot): 0.75" = 0.02; 1" = 0.04; 1.25" = 0.06; 2" = 0.16; 3" = 0.37; 4" = 0.65; 5" = 1.02; 6" = 1.47; 12" = 5.88
TUBING INSIDE DIA. CAPACITY (Gal./FT.): 1/8" = 0.0005; 3/16" = 0.0014; 1/4" = 0.0026; 5/16" = 0.004; 3/8" = 0.006; 1/2" = 0.010; 5/8" = 0.016
PURGING EQUIPMENT CODES: B = Bailer; BP = Bladder Pump; ESP = Electric Submersible Pump; PP = Peristaltic Pump; O = Other (Specify)

SAMPLING DATA

SAMPLED BY (PRINT) / AFFILIATION: DAN ARMOUR / PRO-TECH | SAMPLER(S) SIGNATURE(S): [signature] | SAMPLING INITIATED AT: 0713 | SAMPLING ENDED AT: NA

PUMP OR TUBING DEPTH IN WELL (feet): 66.00 | TUBING MATERIAL CODE: PE | FIELD-FILTERED: Y (N) µm Filtration Equipment Type: | FILTER SIZE:

FIELD DECONTAMINATION: PUMP (Y) N TUBING Y N (replaced) | DUPLICATE: Y (N)

SAMPLE ID CODE	# CONTAINERS	MATERIAL CODE	VOLUME	PRESERVATIVE USED	TOTAL VOL ADDED IN FIELD (mL)	FINAL pH	INTENDED ANALYSIS AND/OR METHOD	SAMPLE PUMP FLOW RATE (mL per minute)	SAMPLING EQUIPMENT CODE
	3	G	40ml	HCl	–	NM	VOA		ESP
	3	G	40ml	Na2S2O3	–		EDB/DBCP		
	1	P	1000ml	–	–		G-CHEM		
	1	P	500ml	HNO3	–		METALS		
	1	AG	500ml	H2SO4	–		NH3		
	1	P	1000ml	HNO3	–		GROSS ALPHA		

REMARKS:
Sheen Present YES (NO)

MATERIAL CODES: AG = Amber Glass; CG = Clear Glass; PE = Polyethylene; PP = Polypropylene; S = Silicone; T = Teflon; O = Other (Specify)

SAMPLING EQUIPMENT CODES: APP = After Peristaltic Pump; B = Bailer; BP = Bladder Pump; ESP = Electric Submersible Pump; RFPP = Reverse Flow Peristaltic Pump; SM = Straw Method (Tubing Gravity Drain); O = Other (Specify)

NOTES: 1. The above do not constitute all of the information required by Chapter 62-160, F.A.C.
2. STABILIZATION CRITERIA FOR RANGE OF VARIATION OF LAST THREE CONSECUTIVE READINGS (SEE FS 2212, SECTION 3)
pH: ± 0.2 units Temperature: ± 0.2 °C Specific Conductance: ± 5% Dissolved Oxygen: all readings ≤ 20% saturation (see Table FS 2200-2), optionally, ± 0.2 mg/L or ± 10% (whichever is greater) Turbidity: all readings ≤ 20 NTU; optionally ± 5 NTU or ± 10% (whichever is greater)

Revision Date: February 12, 2009

4.4, 3.5, 4.6+0.3
1R-5 6/14/14 TQ

TestAmerica Denver
4955 Yarrow Street
Arvada, CO 80002
Phone (303) 736-0100 Fax (303) 431-7171

Chain of Custody Rec

280-56638 Chain of Custody

America IN ENVIRONMENTAL TESTING

Client Information			
Client Contact: Mr. Paul Bermilio	Sampler: DAN ARMOUR	Lab PM: Harrington, Danielle M	280-140172-6649.1
Company: Waste Management	Phone: 225.907.4060	E-Mail: danielle.harrington@testamericainc.com	Page: Page 1 of 1
Address: Keene Road Landfill 242 West Keene Road	Due Date Requested:		Job #:
City: Apopka	TAT Requested (days):		
State, Zip: FL, 32703			
Phone:	PO #: Purchase Order not required		
Email: pbermil1@wm.com	WO #:		
Project Name: FL26|Vista	Project #: 28002729-Annual GW June		
Site: Florida	SSOW#:		

Analysis Requested

Preservation Codes:
A - HCL, B - NaOH, C - Zn Acetate, D - Nitric Acid, E - NaHSO4, F - MeOH, G - Amchlor, H - Ascorbic Acid, I - Ice, J - DI Water, K - EDTA, L - EDA, M - Hexane, N - None, O - AsNaO2, P - Na2O4S, Q - Na2SO3, R - Na2S2SO3, S - H2SO4, T - TSP Dodecahydrate, U - Acetone, V - MCAA, W - ph 4-5, Z - other (specify)
Other:

Sample Identification	Sample Date	Sample Time	Sample Type (C=comp, G=grab)	Matrix (W=water, S=solid, O=waste/oil, BT=Tissue, A=Air)	Field Filtered Sample (Yes or No)	Perform MS/MSD (Yes or No)	8260B	TDS/Cl/NO3(IC)/Color	Total Metals	Ammonia	8011	Gross Alpha (TA St. Louis)	Total Number of containers	Special Instructions/Note:
			Preservation Code:				A	N	D	S	R	D		
MW-FL01	6-12	0955	G	W	N						3			Short Holds: NO3(IC), Color
EQUIPMENT BLANK	6-13	1155	G	W	N			1	1	1				
MW-6AR	6-13	1135	G	W	N		3	1	1	1	3	1		
MW-6BR	6-13	1050	G	W	N		3	1	1	1	3	1		
MW-4A	6-13	1014	G	W	N		3	1	1	1	3	1		
MW-4B	6-13	0939	G	W	N		3	1	1	1	3	1		
MW-FL2R	6-13	0903	G	W	N		3	1	1	1	3	1		
MW-02AR	6-13	0819	G	W	N		3	1	1	1	3	1		
MW-02B	6-13	0749	G	W	N		3	1	1	1	3	1		
MW-08R	6-13	0713	G	W	N		3	1	1	1	3	1		
TRIP	6-13	—	G	W	N		✓							

Possible Hazard Identification: ☐ Non-Hazard ☐ Flammable ☐ Skin Irritant ☐ Poison B ☐ Unknown ☐ Radiological

Sample Disposal (A fee may be assessed if samples are retained longer than 1 month): ☐ Return To Client ☐ Disposal By Lab ☐ Archive For _____ Months

Deliverable Requested: I, II, III, IV, Other (specify)

Special Instructions/QC Requirements:

Empty Kit Relinquished by:	Date:	Time:	Method of Shipment:		
Relinquished by:	Date/Time: 6-13-14 / 1600	Company: PRO-TECH	Received by:	Date/Time: 6-14-14 900	Company: TA
Relinquished by:	Date/Time:	Company	Received by:	Date/Time:	Company
Relinquished by:	Date/Time:	Company	Received by:	Date/Time:	Company

Custody Seals Intact: Δ Yes Δ No | Custody Seal No.: | Cooler Temperature(s) °C and Other Remarks:

PART III ANALYTICAL RESULTS

Facility GMS#: 87081

Test Site ID #: 19335

Sample Date/Time: 06/12/2014 02:01PM

Report Period: 2014 / 2
Year / Qtr

Well Name: MW-1A

Classification of Groundwater: G-II

Groundwater Elevation (NGVD):

or (MSL): 62.90

Well Purged (Y/N): Y

Well Type:
(X) Background
( ) Detection
( ) Compliance
( ) Other

Storet Code	Parameter Monitored	Sampling Method	Field Filtered (Y/N)	Analysis Method	Analysis Date/Time	* Analysis Result/Units		Detection Limit/Units	
00940	Chloride	BP	N	300.0	06/13/2014 22:32	13	mg/L	3.0	mg/L
00620	Nitrate as N	BP	N	300.0	06/14/2014 11:20	14	mg/L	2.5	mg/L
000610	Ammonia as N	BP	N	350.1	06/24/2014 16:28	<0.10 U	mg/L	0.10	mg/L
001067	Nickel	BP	N	6010B	06/21/2014 00:02	4.5 I	ug/L	40	ug/L
001147	Selenium	BP	N	6010B	06/21/2014 00:02	<15 U	ug/L	15	ug/L
001051	Lead	BP	N	6010B	06/21/2014 00:02	<9.0 U	ug/L	9.0	ug/L
001055	Manganese	BP	N	6010B	06/21/2014 00:02	14	ug/L	10	ug/L
001087	Vanadium	BP	N	6010B	06/21/2014 00:02	<10 U	ug/L	10	ug/L
001092	Zinc	BP	N	6010B	06/21/2014 00:02	<20 U	ug/L	20	ug/L
001077	Silver	BP	N	6010B	06/21/2014 00:02	<10 U	ug/L	10	ug/L
000929	Sodium	BP	N	6010B	06/21/2014 00:02	7.9	mg/L	1.0	mg/L
001037	Cobalt	BP	N	6010B	06/21/2014 00:02	2.4 I	ug/L	10	ug/L
001007	Barium	BP	N	6010B	06/21/2014 00:02	26	ug/L	10	ug/L
001105	Aluminum	BP	N	6010B	06/21/2014 00:02	240	ug/L	100	ug/L
001045	Iron	BP	N	6010B	06/21/2014 00:02	150	ug/L	100	ug/L
001027	Cadmium	BP	N	6010B	06/21/2014 00:02	0.50 I J3	ug/L	5.0	ug/L
001042	Copper	BP	N	6010B	06/21/2014 00:02	2.8 I	ug/L	15	ug/L
001034	Chromium	BP	N	6010B	06/21/2014 00:02	1.7 I	ug/L	10	ug/L
001097	Antimony	BP	N	6020	06/17/2014 08:51	<2.0 U	ug/L	2.0	ug/L
001002	Arsenic	BP	N	6020	06/17/2014 08:51	<5.0 U	ug/L	5.0	ug/L
001012	Beryllium	BP	N	6020	06/17/2014 08:51	<1.0 U	ug/L	1.0	ug/L
001059	Thallium	BP	N	6020	06/17/2014 08:51	0.055 I V	ug/L	1.0	ug/L
71900	Mercury	BP	N	7470A	06/16/2014 17:36	<0.20 U	ug/L	0.20	ug/L
38437	1,2-Dibromo-3-Chloropropane	BP	N	8011	06/24/2014 02:40	<0.020 U	ug/L	0.020	ug/L
77651	1,2-Dibromoethane	BP	N	8011	06/24/2014 02:40	<0.020 U	ug/L	0.020	ug/L
34423	Methylene Chloride	BP	N	8260B	06/23/2014 14:17	<2.0 U	ug/L	2.0	ug/L
77424	Iodomethane	BP	N	8260B	06/23/2014 14:17	<1.0 U	ug/L	1.0	ug/L
77128	Styrene	BP	N	8260B	06/23/2014 14:17	<1.0 U	ug/L	1.0	ug/L
34475	Tetrachloroethene	BP	N	8260B	06/23/2014 14:17	<1.0 U	ug/L	1.0	ug/L
32105	Dibromochloromethane	BP	N	8260B	06/23/2014 14:17	<1.0 U	ug/L	1.0	ug/L
34704	cis-1,3-Dichloropropene	BP	N	8260B	06/23/2014 14:17	<1.0 U	ug/L	1.0	ug/L
34371	Ethylbenzene	BP	N	8260B	06/23/2014 14:17	<1.0 U	ug/L	1.0	ug/L

* Attach Laboratory Reports

PART III ANALYTICAL RESULTS

Facility GMS#: 87081

Test Site ID #: 19335

Sample Date/Time: 06/12/2014 02:01PM

Report Period: 2014 / 2
Year / Qtr

Well Name: MW-1A

Classification of Groundwater: G-II

Groundwater Elevation (NGVD):

or (MSL): 62.90

Well Purged (Y/N): Y

Well Type: (X) Background
( ) Detection
( ) Compliance
( ) Other

Storet Code	Parameter Monitored	Sampling Method	Field Filtered (Y/N)	Analysis Method	Analysis Date/Time	* Analysis Result/Units	Detection Limit/Units
77596	Dibromomethane	BP	N	8260B	06/23/2014 14:17	<1.0 U ug/L	1.0 ug/L
34516	1,1,2,2-Tetrachloroethane	BP	N	8260B	06/23/2014 14:17	<1.0 U ug/L	1.0 ug/L
39180	Trichloroethene	BP	N	8260B	06/23/2014 14:17	<1.0 U ug/L	1.0 ug/L
77057	Vinyl acetate	BP	N	8260B	06/23/2014 14:17	<3.0 U ug/L	3.0 ug/L
81551	Xylenes (total)	BP	N	8260B	06/23/2014 14:17	<2.0 U ug/L	2.0 ug/L
39175	Vinyl chloride	BP	N	8260B	06/23/2014 14:17	<1.0 U ug/L	1.0 ug/L
34546	trans-1,2-Dichloroethene	BP	N	8260B	06/23/2014 14:17	<1.0 U ug/L	1.0 ug/L
34010	Toluene	BP	N	8260B	06/23/2014 14:17	<1.0 U ug/L	1.0 ug/L
34699	trans-1,3-Dichloropropene	BP	N	8260B	06/23/2014 14:17	<3.0 U ug/L	3.0 ug/L
34488	Trichlorofluoromethane	BP	N	8260B	06/23/2014 14:17	<2.0 U ug/L	2.0 ug/L
49263	trans-1,4-Dichloro-2-butene	BP	N	8260B	06/23/2014 14:17	<3.0 U ug/L	3.0 ug/L
77103	2-Hexanone	BP	N	8260B	06/23/2014 14:17	<5.0 U ug/L	5.0 ug/L
81595	2-Butanone (MEK)	BP	N	8260B	06/23/2014 14:17	<6.0 U ug/L	6.0 ug/L
34571	1,4-Dichlorobenzene	BP	N	8260B	06/23/2014 14:17	<1.0 U ug/L	1.0 ug/L
34506	1,1,1-Trichloroethane	BP	N	8260B	06/23/2014 14:17	<1.0 U ug/L	1.0 ug/L
34511	1,1,2-Trichloroethane	BP	N	8260B	06/23/2014 14:17	<1.0 U ug/L	1.0 ug/L
81596	4-Methyl-2-pentanone (MIBK)	BP	N	8260B	06/23/2014 14:17	<5.0 U ug/L	5.0 ug/L
77443	1,2,3-Trichloropropane	BP	N	8260B	06/23/2014 14:17	<2.5 U ug/L	2.5 ug/L
34501	1,1-Dichloroethene	BP	N	8260B	06/23/2014 14:17	<1.0 U ug/L	1.0 ug/L
34496	1,1-Dichloroethane	BP	N	8260B	06/23/2014 14:17	<1.0 U ug/L	1.0 ug/L
34536	1,2-Dichlorobenzene	BP	N	8260B	06/23/2014 14:17	<1.0 U ug/L	1.0 ug/L
34541	1,2-Dichloropropane	BP	N	8260B	06/23/2014 14:17	<1.0 U ug/L	1.0 ug/L
34531	1,2-Dichloroethane	BP	N	8260B	06/23/2014 14:17	<1.0 U ug/L	1.0 ug/L
77562	1,1,1,2-Tetrachloroethane	BP	N	8260B	06/23/2014 14:17	<1.0 U ug/L	1.0 ug/L
34215	Acrylonitrile	BP	N	8260B	06/23/2014 14:17	<20 U ug/L	20 ug/L
34413	Bromomethane	BP	N	8260B	06/23/2014 14:17	<2.0 U ug/L	2.0 ug/L
32102	Carbon tetrachloride	BP	N	8260B	06/23/2014 14:17	<1.0 U ug/L	1.0 ug/L
77041	Carbon disulfide	BP	N	8260B	06/23/2014 14:17	<2.0 U ug/L	2.0 ug/L
73085	Bromochloromethane	BP	N	8260B	06/23/2014 14:17	<1.0 U ug/L	1.0 ug/L
78124	Benzene	BP	N	8260B	06/23/2014 14:17	<1.0 U ug/L	1.0 ug/L
32104	Bromoform	BP	N	8260B	06/23/2014 14:17	<1.0 U ug/L	1.0 ug/L
32101	Bromodichloromethane	BP	N	8260B	06/23/2014 14:17	<1.0 U ug/L	1.0 ug/L

* Attach Laboratory Reports

PART III ANALYTICAL RESULTS

Facility GMS#: 87081

Test Site ID #: 19335

Sample Date/Time: 06/12/2014 02:01PM

Report Period: 2014 / 2
Year / Qtr

Well Name: MW-1A

Classification of Groundwater: G-II

Groundwater Elevation (NGVD):

or (MSL): 62.90

Well Purged (Y/N): Y

Well Type:
(X) Background
( ) Detection
( ) Compliance
( ) Other

Storet Code	Parameter Monitored	Sampling Method	Field Filtered (Y/N)	Analysis Method	Analysis Date/Time	* Analysis Result/Units		Detection Limit/Units
34418	Chloromethane	BP	N	8260B	06/23/2014 14:17	<2.0 U	ug/L	2.0 ug/L
77093	cis-1,2-Dichloroethene	BP	N	8260B	06/23/2014 14:17	<1.0 U	ug/L	1.0 ug/L
81552	Acetone	BP	N	8260B	06/23/2014 14:17	4.3 I	ug/L	20 ug/L
34301	Chlorobenzene	BP	N	8260B	06/23/2014 14:17	<1.0 U	ug/L	1.0 ug/L
34311	Chloroethane	BP	N	8260B	06/23/2014 14:17	<2.0 U	ug/L	2.0 ug/L
32106	Chloroform	BP	N	8260B	06/23/2014 14:17	0.17 I	ug/L	1.0 ug/L
1519	Gross Alpha	BP	N	9310	06/24/2014 15:57	3.21	pCi/L	3.00 pCi/L
82078	Field Turbidity	BP	N	Field Sampling	06/12/2014 12:01	2.85	NTU	-
082545	Groundwater Elevation	BP	N	Field Sampling	06/12/2014 12:01	62.90	ft/msl	-
00010	Field Temperature	BP	N	Field Sampling	06/12/2014 12:01	23.4	Degrees C	-
000299	Field Dissolved Oxygen	BP	N	Field Sampling	06/12/2014 12:01	0.7	mg/L	-
000094	Field Conductivity	BP	N	Field Sampling	06/12/2014 12:01	412	umhos/cm	-
000406	Field pH	BP	N	Field Sampling	06/12/2014 12:01	7.09	SU	-
00080	Color	BP	N	SM 2120B	06/13/2014 23:00	<5.0 U	PCU	5.0 PCU
70300	Total Dissolved Solids	BP	N	SM 2540C	06/14/2014 10:46	280	mg/L	10 mg/L

* Attach Laboratory Reports

PART III ANALYTICAL RESULTS

Facility GMS#: 87081

Test Site ID #: 19347

Sample Date/Time: 06/12/2014 01:26PM

Report Period: 2014 / 2
Year / Qtr

Well Name: MW-7A

Classification of Groundwater: G-II

Groundwater Elevation (NGVD):

or (MSL): 64.48

Well Purged (Y/N): Y

Well Type:
(X) Background
( ) Detection
( ) Compliance
( ) Other

Storet Code	Parameter Monitored	Sampling Method	Field Filtered (Y/N)	Analysis Method	Analysis Date/Time	* Analysis Result/Units		Detection Limit/Units
00620	Nitrate as N	BP	N	300.0	06/14/2014 11:40	12 Q	mg/L	2.5 mg/L
00940	Chloride	BP	N	300.0	06/13/2014 22:52	10	mg/L	3.0 mg/L
000610	Ammonia as N	BP	N	350.1	06/24/2014 16:34	<0.10 U	mg/L	0.10 mg/L
001055	Manganese	BP	N	6010B	06/21/2014 00:22	2.3 I	ug/L	10 ug/L
001051	Lead	BP	N	6010B	06/21/2014 00:22	<9.0 U	ug/L	9.0 ug/L
001034	Chromium	BP	N	6010B	06/21/2014 00:22	1.8 I	ug/L	10 ug/L
001037	Cobalt	BP	N	6010B	06/21/2014 00:22	<10 U	ug/L	10 ug/L
001042	Copper	BP	N	6010B	06/21/2014 00:22	2.1 I	ug/L	15 ug/L
001045	Iron	BP	N	6010B	06/21/2014 00:22	96 I	ug/L	100 ug/L
000929	Sodium	BP	N	6010B	06/21/2014 00:22	6.4	mg/L	1.0 mg/L
001087	Vanadium	BP	N	6010B	06/21/2014 00:22	<10 U	ug/L	10 ug/L
001092	Zinc	BP	N	6010B	06/21/2014 00:22	<20 U	ug/L	20 ug/L
001067	Nickel	BP	N	6010B	06/21/2014 00:22	2.6 I	ug/L	40 ug/L
001147	Selenium	BP	N	6010B	06/21/2014 00:22	<15 U	ug/L	15 ug/L
001077	Silver	BP	N	6010B	06/21/2014 00:22	1.0 I	ug/L	10 ug/L
001105	Aluminum	BP	N	6010B	06/21/2014 00:22	60 I	ug/L	100 ug/L
001007	Barium	BP	N	6010B	06/21/2014 00:22	15	ug/L	10 ug/L
001027	Cadmium	BP	N	6010B	06/21/2014 00:22	<5.0 U J3	ug/L	5.0 ug/L
001002	Arsenic	BP	N	6020	06/17/2014 02:00	<5.0 U	ug/L	5.0 ug/L
001097	Antimony	BP	N	6020	06/17/2014 02:00	<2.0 U	ug/L	2.0 ug/L
001012	Beryllium	BP	N	6020	06/17/2014 02:00	<1.0 U	ug/L	1.0 ug/L
001059	Thallium	BP	N	6020	06/17/2014 02:00	0.13 I V	ug/L	1.0 ug/L
71900	Mercury	BP	N	7470A	06/16/2014 17:43	<0.20 U	ug/L	0.20 ug/L
38437	1,2-Dibromo-3-Chloropropane	BP	N	8011	06/24/2014 02:59	<0.021 U	ug/L	0.021 ug/L
77651	1,2-Dibromoethane	BP	N	8011	06/24/2014 02:59	<0.021 U	ug/L	0.021 ug/L
34215	Acrylonitrile	BP	N	8260B	06/23/2014 15:21	<20 U	ug/L	20 ug/L
78124	Benzene	BP	N	8260B	06/23/2014 15:21	<1.0 U	ug/L	1.0 ug/L
73085	Bromochloromethane	BP	N	8260B	06/23/2014 15:21	<1.0 U	ug/L	1.0 ug/L
81596	4-Methyl-2-pentanone (MIBK)	BP	N	8260B	06/23/2014 15:21	<5.0 U	ug/L	5.0 ug/L
81552	Acetone	BP	N	8260B	06/23/2014 15:21	6.6 I	ug/L	20 ug/L
32101	Bromodichloromethane	BP	N	8260B	06/23/2014 15:21	<1.0 U	ug/L	1.0 ug/L
32102	Carbon tetrachloride	BP	N	8260B	06/23/2014 15:21	<1.0 U	ug/L	1.0 ug/L

* Attach Laboratory Reports

PART III ANALYTICAL RESULTS

Facility GMS#: 87081

Test Site ID #: 19347

Sample Date/Time: 06/12/2014 01:26PM

Report Period: 2014 / 2
Year / Qtr

Well Name: MW-7A

Classification of Groundwater: G-II

Groundwater Elevation (NGVD):

or (MSL): 64.48

Well Purged (Y/N): Y

Well Type: (X) Background
( ) Detection
( ) Compliance
( ) Other

Storet Code	Parameter Monitored	Sampling Method	Field Filtered (Y/N)	Analysis Method	Analysis Date/Time	* Analysis Result/Units	Detection Limit/Units
34301	Chlorobenzene	BP	N	8260B	06/23/2014 15:21	<1.0 U ug/L	1.0 ug/L
34311	Chloroethane	BP	N	8260B	06/23/2014 15:21	<2.0 U ug/L	2.0 ug/L
32104	Bromoform	BP	N	8260B	06/23/2014 15:21	<1.0 U ug/L	1.0 ug/L
34413	Bromomethane	BP	N	8260B	06/23/2014 15:21	<2.0 U ug/L	2.0 ug/L
77041	Carbon disulfide	BP	N	8260B	06/23/2014 15:21	<2.0 U ug/L	2.0 ug/L
77103	2-Hexanone	BP	N	8260B	06/23/2014 15:21	<5.0 U ug/L	5.0 ug/L
34506	1,1,1-Trichloroethane	BP	N	8260B	06/23/2014 15:21	<1.0 U ug/L	1.0 ug/L
77562	1,1,1,2-Tetrachloroethane	BP	N	8260B	06/23/2014 15:21	<1.0 U ug/L	1.0 ug/L
34501	1,1-Dichloroethene	BP	N	8260B	06/23/2014 15:21	<1.0 U ug/L	1.0 ug/L
34511	1,1,2-Trichloroethane	BP	N	8260B	06/23/2014 15:21	<1.0 U ug/L	1.0 ug/L
34496	1,1-Dichloroethane	BP	N	8260B	06/23/2014 15:21	<1.0 U ug/L	1.0 ug/L
34516	1,1,2,2-Tetrachloroethane	BP	N	8260B	06/23/2014 15:21	<1.0 U ug/L	1.0 ug/L
77443	1,2,3-Trichloropropane	BP	N	8260B	06/23/2014 15:21	<2.5 U ug/L	2.5 ug/L
34541	1,2-Dichloropropane	BP	N	8260B	06/23/2014 15:21	<1.0 U ug/L	1.0 ug/L
34571	1,4-Dichlorobenzene	BP	N	8260B	06/23/2014 15:21	<1.0 U ug/L	1.0 ug/L
81595	2-Butanone (MEK)	BP	N	8260B	06/23/2014 15:21	<6.0 U ug/L	6.0 ug/L
34536	1,2-Dichlorobenzene	BP	N	8260B	06/23/2014 15:21	<1.0 U ug/L	1.0 ug/L
34531	1,2-Dichloroethane	BP	N	8260B	06/23/2014 15:21	<1.0 U ug/L	1.0 ug/L
34546	trans-1,2-Dichloroethene	BP	N	8260B	06/23/2014 15:21	<1.0 U ug/L	1.0 ug/L
34699	trans-1,3-Dichloropropene	BP	N	8260B	06/23/2014 15:21	<3.0 U ug/L	3.0 ug/L
34010	Toluene	BP	N	8260B	06/23/2014 15:21	<1.0 U ug/L	1.0 ug/L
34475	Tetrachloroethene	BP	N	8260B	06/23/2014 15:21	<1.0 U ug/L	1.0 ug/L
49263	trans-1,4-Dichloro-2-butene	BP	N	8260B	06/23/2014 15:21	<3.0 U ug/L	3.0 ug/L
39175	Vinyl chloride	BP	N	8260B	06/23/2014 15:21	<1.0 U ug/L	1.0 ug/L
81551	Xylenes (total)	BP	N	8260B	06/23/2014 15:21	<2.0 U ug/L	2.0 ug/L
77057	Vinyl acetate	BP	N	8260B	06/23/2014 15:21	<3.0 U ug/L	3.0 ug/L
39180	Trichloroethene	BP	N	8260B	06/23/2014 15:21	<1.0 U ug/L	1.0 ug/L
34488	Trichlorofluoromethane	BP	N	8260B	06/23/2014 15:21	<2.0 U ug/L	2.0 ug/L
34704	cis-1,3-Dichloropropene	BP	N	8260B	06/23/2014 15:21	<1.0 U ug/L	1.0 ug/L
32105	Dibromochloromethane	BP	N	8260B	06/23/2014 15:21	<1.0 U ug/L	1.0 ug/L
77093	cis-1,2-Dichloroethene	BP	N	8260B	06/23/2014 15:21	<1.0 U ug/L	1.0 ug/L
32106	Chloroform	BP	N	8260B	06/23/2014 15:21	<1.0 U ug/L	1.0 ug/L

* Attach Laboratory Reports

PART III ANALYTICAL RESULTS

Facility GMS#: 87081

Test Site ID #: 19347

Sample Date/Time: 06/12/2014 01:26PM

Report Period: 2014 / 2
Year / Qtr

Well Name: MW-7A

Classification of Groundwater: G-II

Groundwater Elevation (NGVD):

or (MSL): 64.48

Well Purged (Y/N): Y

Well Type:
(X) Background
( ) Detection
( ) Compliance
( ) Other

Storet Code	Parameter Monitored	Sampling Method	Field Filtered (Y/N)	Analysis Method	Analysis Date/Time	* Analysis Result/Units		Detection Limit/Units
34418	Chloromethane	BP	N	8260B	06/23/2014 15:21	<2.0 U	ug/L	2.0 ug/L
34423	Methylene Chloride	BP	N	8260B	06/23/2014 15:21	<2.0 U	ug/L	2.0 ug/L
77128	Styrene	BP	N	8260B	06/23/2014 15:21	<1.0 U	ug/L	1.0 ug/L
77424	Iodomethane	BP	N	8260B	06/23/2014 15:21	<1.0 U	ug/L	1.0 ug/L
77596	Dibromomethane	BP	N	8260B	06/23/2014 15:21	<1.0 U	ug/L	1.0 ug/L
34371	Ethylbenzene	BP	N	8260B	06/23/2014 15:21	<1.0 U	ug/L	1.0 ug/L
1519	Gross Alpha	BP	N	9310	06/24/2014 15:57	2.77	pCi/L	3.00 pCi/L
082545	Groundwater Elevation	BP	N	Field Sampling	06/12/2014 11:26	64.48	ft/msl	-
000406	Field pH	BP	N	Field Sampling	06/12/2014 11:26	7.06	SU	-
82078	Field Turbidity	BP	N	Field Sampling	06/12/2014 11:26	2.70	NTU	-
000094	Field Conductivity	BP	N	Field Sampling	06/12/2014 11:26	321	umhos/cm	-
000299	Field Dissolved Oxygen	BP	N	Field Sampling	06/12/2014 11:26	0.8	mg/L	-
00010	Field Temperature	BP	N	Field Sampling	06/12/2014 11:26	23.9	Degrees C	-
00080	Color	BP	N	SM 2120B	06/13/2014 23:00	<5.0 U	PCU	5.0 PCU
70300	Total Dissolved Solids	BP	N	SM 2540C	06/14/2014 10:46	210	mg/L	10 mg/L

* Attach Laboratory Reports

PART III ANALYTICAL RESULTS

Facility GMS#: 87081

Test Site ID #: 19348

Sample Date/Time: 06/12/2014 12:52PM

Report Period: 2014 / 2
Year / Qtr

Well Name: MW-7B

Classification of Groundwater: G-II

Groundwater Elevation (NGVD):

or (MSL): 50.99

Well Purged (Y/N): Y

Well Type:
( ) Background
( ) Detection
(X) Compliance
( ) Other

Storet Code	Parameter Monitored	Sampling Method	Field Filtered (Y/N)	Analysis Method	Analysis Date/Time	* Analysis Result/Units		Detection Limit/Units
00940	Chloride	BP	N	300.0	06/13/2014 23:12	3.7	mg/L	3.0 mg/L
00620	Nitrate as N	BP	N	300.0	06/13/2014 23:12	0.099 I	mg/L	0.50 mg/L
000610	Ammonia as N	BP	N	350.1	06/24/2014 16:36	<0.10 U	mg/L	0.10 mg/L
001147	Selenium	BP	N	6010B	06/21/2014 00:24	<15 U	ug/L	15 ug/L
001105	Aluminum	BP	N	6010B	06/21/2014 00:24	78 I	ug/L	100 ug/L
001045	Iron	BP	N	6010B	06/21/2014 00:24	35 I	ug/L	100 ug/L
001042	Copper	BP	N	6010B	06/21/2014 00:24	<15 U	ug/L	15 ug/L
001037	Cobalt	BP	N	6010B	06/21/2014 00:24	<10 U	ug/L	10 ug/L
001067	Nickel	BP	N	6010B	06/21/2014 00:24	<40 U	ug/L	40 ug/L
001055	Manganese	BP	N	6010B	06/21/2014 00:24	0.88 I	ug/L	10 ug/L
001077	Silver	BP	N	6010B	06/21/2014 00:24	<10 U	ug/L	10 ug/L
001034	Chromium	BP	N	6010B	06/21/2014 00:24	<10 U	ug/L	10 ug/L
001007	Barium	BP	N	6010B	06/21/2014 00:24	3.7 I	ug/L	10 ug/L
001092	Zinc	BP	N	6010B	06/21/2014 00:24	<20 U	ug/L	20 ug/L
001051	Lead	BP	N	6010B	06/21/2014 00:24	<9.0 U	ug/L	9.0 ug/L
001027	Cadmium	BP	N	6010B	06/21/2014 00:24	<5.0 U J3	ug/L	5.0 ug/L
000929	Sodium	BP	N	6010B	06/21/2014 00:24	6.7	mg/L	1.0 mg/L
001087	Vanadium	BP	N	6010B	06/21/2014 00:24	<10 U	ug/L	10 ug/L
001002	Arsenic	BP	N	6020	06/17/2014 02:19	0.62 I	ug/L	5.0 ug/L
001059	Thallium	BP	N	6020	06/17/2014 02:19	0.29 I V	ug/L	1.0 ug/L
001012	Beryllium	BP	N	6020	06/17/2014 02:19	0.23 I	ug/L	1.0 ug/L
001097	Antimony	BP	N	6020	06/17/2014 02:19	0.69 I	ug/L	2.0 ug/L
71900	Mercury	BP	N	7470A	06/16/2014 17:45	<0.20 U	ug/L	0.20 ug/L
38437	1,2-Dibromo-3-Chloropropane	BP	N	8011	06/25/2014 18:22	<0.021 U	ug/L	0.021 ug/L
77651	1,2-Dibromoethane	BP	N	8011	06/25/2014 18:22	<0.021 U	ug/L	0.021 ug/L
34423	Methylene Chloride	BP	N	8260B	06/23/2014 15:43	<2.0 U	ug/L	2.0 ug/L
77424	Iodomethane	BP	N	8260B	06/23/2014 15:43	<1.0 U	ug/L	1.0 ug/L
34371	Ethylbenzene	BP	N	8260B	06/23/2014 15:43	<1.0 U	ug/L	1.0 ug/L
34475	Tetrachloroethene	BP	N	8260B	06/23/2014 15:43	<1.0 U	ug/L	1.0 ug/L
77128	Styrene	BP	N	8260B	06/23/2014 15:43	<1.0 U	ug/L	1.0 ug/L
34704	cis-1,3-Dichloropropene	BP	N	8260B	06/23/2014 15:43	<1.0 U	ug/L	1.0 ug/L
77093	cis-1,2-Dichloroethene	BP	N	8260B	06/23/2014 15:43	<1.0 U	ug/L	1.0 ug/L

* Attach Laboratory Reports

PART III ANALYTICAL RESULTS

Facility GMS#: 87081

Test Site ID #: 19348

Sample Date/Time: 06/12/2014 12:52PM

Report Period: 2014 / 2
Year / Qtr

Well Name: MW-7B

Classification of Groundwater: G-II

Groundwater Elevation (NGVD):

or (MSL): 50.99

Well Purged (Y/N): Y

Well Type:
( ) Background
( ) Detection
(X) Compliance
( ) Other

Storet Code	Parameter Monitored	Sampling Method	Field Filtered (Y/N)	Analysis Method	Analysis Date/Time	* Analysis Result/Units	Detection Limit/Units
34418	Chloromethane	BP	N	8260B	06/23/2014 15:43	<2.0 U ug/L	2.0 ug/L
77596	Dibromomethane	BP	N	8260B	06/23/2014 15:43	<1.0 U ug/L	1.0 ug/L
32105	Dibromochloromethane	BP	N	8260B	06/23/2014 15:43	<1.0 U ug/L	1.0 ug/L
81551	Xylenes (total)	BP	N	8260B	06/23/2014 15:43	<2.0 U ug/L	2.0 ug/L
39175	Vinyl chloride	BP	N	8260B	06/23/2014 15:43	<1.0 U ug/L	1.0 ug/L
77057	Vinyl acetate	BP	N	8260B	06/23/2014 15:43	<3.0 U ug/L	3.0 ug/L
34506	1,1,1-Trichloroethane	BP	N	8260B	06/23/2014 15:43	<1.0 U ug/L	1.0 ug/L
34516	1,1,2,2-Tetrachloroethane	BP	N	8260B	06/23/2014 15:43	<1.0 U ug/L	1.0 ug/L
34511	1,1,2-Trichloroethane	BP	N	8260B	06/23/2014 15:43	<1.0 U ug/L	1.0 ug/L
34699	trans-1,3-Dichloropropene	BP	N	8260B	06/23/2014 15:43	<3.0 U ug/L	3.0 ug/L
34546	trans-1,2-Dichloroethene	BP	N	8260B	06/23/2014 15:43	<1.0 U ug/L	1.0 ug/L
34010	Toluene	BP	N	8260B	06/23/2014 15:43	<1.0 U ug/L	1.0 ug/L
34488	Trichlorofluoromethane	BP	N	8260B	06/23/2014 15:43	<2.0 U ug/L	2.0 ug/L
39180	Trichloroethene	BP	N	8260B	06/23/2014 15:43	<1.0 U ug/L	1.0 ug/L
49263	trans-1,4-Dichloro-2-butene	BP	N	8260B	06/23/2014 15:43	<3.0 U ug/L	3.0 ug/L
32106	Chloroform	BP	N	8260B	06/23/2014 15:43	<1.0 U ug/L	1.0 ug/L
34571	1,4-Dichlorobenzene	BP	N	8260B	06/23/2014 15:43	<1.0 U ug/L	1.0 ug/L
34541	1,2-Dichloropropane	BP	N	8260B	06/23/2014 15:43	<1.0 U ug/L	1.0 ug/L
34531	1,2-Dichloroethane	BP	N	8260B	06/23/2014 15:43	<1.0 U ug/L	1.0 ug/L
77103	2-Hexanone	BP	N	8260B	06/23/2014 15:43	<5.0 U ug/L	5.0 ug/L
81595	2-Butanone (MEK)	BP	N	8260B	06/23/2014 15:43	<6.0 U ug/L	6.0 ug/L
34501	1,1-Dichloroethene	BP	N	8260B	06/23/2014 15:43	<1.0 U ug/L	1.0 ug/L
34496	1,1-Dichloroethane	BP	N	8260B	06/23/2014 15:43	<1.0 U ug/L	1.0 ug/L
77562	1,1,1,2-Tetrachloroethane	BP	N	8260B	06/23/2014 15:43	<1.0 U ug/L	1.0 ug/L
34536	1,2-Dichlorobenzene	BP	N	8260B	06/23/2014 15:43	<1.0 U ug/L	1.0 ug/L
77443	1,2,3-Trichloropropane	BP	N	8260B	06/23/2014 15:43	<2.5 U ug/L	2.5 ug/L
77041	Carbon disulfide	BP	N	8260B	06/23/2014 15:43	<2.0 U ug/L	2.0 ug/L
34413	Bromomethane	BP	N	8260B	06/23/2014 15:43	<2.0 U ug/L	2.0 ug/L
32104	Bromoform	BP	N	8260B	06/23/2014 15:43	<1.0 U ug/L	1.0 ug/L
34311	Chloroethane	BP	N	8260B	06/23/2014 15:43	<2.0 U ug/L	2.0 ug/L
34301	Chlorobenzene	BP	N	8260B	06/23/2014 15:43	<1.0 U ug/L	1.0 ug/L
32102	Carbon tetrachloride	BP	N	8260B	06/23/2014 15:43	<1.0 U ug/L	1.0 ug/L

* Attach Laboratory Reports

PART III ANALYTICAL RESULTS

Facility GMS#: 87081

Test Site ID #: 19348

Sample Date/Time: 06/12/2014 12:52PM

Report Period: 2014 / 2
Year / Qtr

Well Name: MW-7B

Classification of Groundwater: G-II

Groundwater Elevation (NGVD):

or (MSL): 50.99

Well Purged (Y/N): Y

Well Type:
( ) Background
( ) Detection
(X) Compliance
( ) Other

Storet Code	Parameter Monitored	Sampling Method	Field Filtered (Y/N)	Analysis Method	Analysis Date/Time	* Analysis Result/Units		Detection Limit/Units
34215	Acrylonitrile	BP	N	8260B	06/23/2014 15:43	<20 U	ug/L	20 ug/L
81552	Acetone	BP	N	8260B	06/23/2014 15:43	5.5 I	ug/L	20 ug/L
81596	4-Methyl-2-pentanone (MIBK)	BP	N	8260B	06/23/2014 15:43	<5.0 U	ug/L	5.0 ug/L
32101	Bromodichloromethane	BP	N	8260B	06/23/2014 15:43	<1.0 U	ug/L	1.0 ug/L
73085	Bromochloromethane	BP	N	8260B	06/23/2014 15:43	<1.0 U	ug/L	1.0 ug/L
78124	Benzene	BP	N	8260B	06/23/2014 15:43	<1.0 U	ug/L	1.0 ug/L
1519	Gross Alpha	BP	N	9310	06/24/2014 15:57	2.03	pCi/L	3.00 pCi/L
082545	Groundwater Elevation	BP	N	Field Sampling	06/12/2014 10:52	50.99	ft/msl	-
000406	Field pH	BP	N	Field Sampling	06/12/2014 10:52	7.24	SU	-
00010	Field Temperature	BP	N	Field Sampling	06/12/2014 10:52	23.4	Degrees C	-
000094	Field Conductivity	BP	N	Field Sampling	06/12/2014 10:52	140	umhos/cm	-
000299	Field Dissolved Oxygen	BP	N	Field Sampling	06/12/2014 10:52	0.1	mg/L	-
82078	Field Turbidity	BP	N	Field Sampling	06/12/2014 10:52	3.72	NTU	-
00080	Color	BP	N	SM 2120B	06/13/2014 23:00	<5.0 U	PCU	5.0 PCU
70300	Total Dissolved Solids	BP	N	SM 2540C	06/14/2014 10:46	79	mg/L	10 mg/L

* Attach Laboratory Reports

PART III ANALYTICAL RESULTS

Facility GMS#: 87081

Test Site ID #: 19343

Sample Date/Time: 06/12/2014 12:14PM

Report Period: 2014 / 2
Year / Qtr

Well Name: MW-5A

Classification of Groundwater: G-II

Groundwater Elevation (NGVD):

or (MSL): 51.11

Well Purged (Y/N): Y

Well Type:
( ) Background
( ) Detection
(X) Compliance
( ) Other

Storet Code	Parameter Monitored	Sampling Method	Field Filtered (Y/N)	Analysis Method	Analysis Date/Time	* Analysis Result/Units	Detection Limit/Units
00620	Nitrate as N	BP	N	300.0	06/14/2014 00:31	2.5 mg/L	0.50 mg/L
00940	Chloride	BP	N	300.0	06/14/2014 00:31	2.3 I mg/L	3.0 mg/L
000610	Ammonia as N	BP	N	350.1	06/24/2014 16:38	<0.10 U mg/L	0.10 mg/L
001027	Cadmium	BP	N	6010B	06/21/2014 00:27	<5.0 U J3 ug/L	5.0 ug/L
001087	Vanadium	BP	N	6010B	06/21/2014 00:27	<10 U ug/L	10 ug/L
001077	Silver	BP	N	6010B	06/21/2014 00:27	<10 U ug/L	10 ug/L
001007	Barium	BP	N	6010B	06/21/2014 00:27	46 ug/L	10 ug/L
001034	Chromium	BP	N	6010B	06/21/2014 00:27	1.1 I ug/L	10 ug/L
001037	Cobalt	BP	N	6010B	06/21/2014 00:27	<10 U ug/L	10 ug/L
000929	Sodium	BP	N	6010B	06/21/2014 00:27	2.4 mg/L	1.0 mg/L
001092	Zinc	BP	N	6010B	06/21/2014 00:27	6.3 I ug/L	20 ug/L
001105	Aluminum	BP	N	6010B	06/21/2014 00:27	60 I ug/L	100 ug/L
001055	Manganese	BP	N	6010B	06/21/2014 00:27	4.2 I ug/L	10 ug/L
001067	Nickel	BP	N	6010B	06/21/2014 00:27	<40 U ug/L	40 ug/L
001147	Selenium	BP	N	6010B	06/21/2014 00:27	<15 U ug/L	15 ug/L
001042	Copper	BP	N	6010B	06/21/2014 00:27	<15 U ug/L	15 ug/L
001045	Iron	BP	N	6010B	06/21/2014 00:27	<100 U ug/L	100 ug/L
001051	Lead	BP	N	6010B	06/21/2014 00:27	<9.0 U ug/L	9.0 ug/L
001012	Beryllium	BP	N	6020	06/17/2014 02:31	<1.0 U ug/L	1.0 ug/L
001097	Antimony	BP	N	6020	06/17/2014 02:31	<2.0 U ug/L	2.0 ug/L
001002	Arsenic	BP	N	6020	06/17/2014 02:31	<5.0 U ug/L	5.0 ug/L
001059	Thallium	BP	N	6020	06/17/2014 02:31	0.11 I V ug/L	1.0 ug/L
71900	Mercury	BP	N	7470A	06/16/2014 17:48	<0.20 U ug/L	0.20 ug/L
77651	1,2-Dibromoethane	BP	N	8011	06/25/2014 18:41	<0.021 U ug/L	0.021 ug/L
38437	1,2-Dibromo-3-Chloropropane	BP	N	8011	06/25/2014 18:41	<0.021 U ug/L	0.021 ug/L
77103	2-Hexanone	BP	N	8260B	06/23/2014 16:04	<5.0 U ug/L	5.0 ug/L
81595	2-Butanone (MEK)	BP	N	8260B	06/23/2014 16:04	<6.0 U ug/L	6.0 ug/L
34571	1,4-Dichlorobenzene	BP	N	8260B	06/23/2014 16:04	<1.0 U ug/L	1.0 ug/L
34541	1,2-Dichloropropane	BP	N	8260B	06/23/2014 16:04	<1.0 U ug/L	1.0 ug/L
34531	1,2-Dichloroethane	BP	N	8260B	06/23/2014 16:04	<1.0 U ug/L	1.0 ug/L
34536	1,2-Dichlorobenzene	BP	N	8260B	06/23/2014 16:04	<1.0 U ug/L	1.0 ug/L
34501	1,1-Dichloroethene	BP	N	8260B	06/23/2014 16:04	<1.0 U ug/L	1.0 ug/L

* Attach Laboratory Reports

PART III ANALYTICAL RESULTS

Facility GMS#: 87081

Test Site ID #: 19343

Sample Date/Time: 06/12/2014 12:14PM

Report Period: 2014 / 2
Year / Qtr

Well Name: MW-5A

Classification of Groundwater: G-II

Groundwater Elevation (NGVD):

or (MSL): 51.11

Well Purged (Y/N): Y

Well Type:
( ) Background
( ) Detection
(X) Compliance
( ) Other

Storet Code	Parameter Monitored	Sampling Method	Field Filtered (Y/N)	Analysis Method	Analysis Date/Time	* Analysis Result/Units	Detection Limit/Units
77443	1,2,3-Trichloropropane	BP	N	8260B	06/23/2014 16:04	<2.5 U ug/L	2.5 ug/L
32106	Chloroform	BP	N	8260B	06/23/2014 16:04	<1.0 U ug/L	1.0 ug/L
34418	Chloromethane	BP	N	8260B	06/23/2014 16:04	<2.0 U ug/L	2.0 ug/L
77093	cis-1,2-Dichloroethene	BP	N	8260B	06/23/2014 16:04	<1.0 U ug/L	1.0 ug/L
34311	Chloroethane	BP	N	8260B	06/23/2014 16:04	<2.0 U ug/L	2.0 ug/L
77041	Carbon disulfide	BP	N	8260B	06/23/2014 16:04	<2.0 U ug/L	2.0 ug/L
32102	Carbon tetrachloride	BP	N	8260B	06/23/2014 16:04	<1.0 U ug/L	1.0 ug/L
34301	Chlorobenzene	BP	N	8260B	06/23/2014 16:04	<1.0 U ug/L	1.0 ug/L
34215	Acrylonitrile	BP	N	8260B	06/23/2014 16:04	<20 U ug/L	20 ug/L
81552	Acetone	BP	N	8260B	06/23/2014 16:04	4.9 I ug/L	20 ug/L
81596	4-Methyl-2-pentanone (MIBK)	BP	N	8260B	06/23/2014 16:04	<5.0 U ug/L	5.0 ug/L
78124	Benzene	BP	N	8260B	06/23/2014 16:04	<1.0 U ug/L	1.0 ug/L
34413	Bromomethane	BP	N	8260B	06/23/2014 16:04	<2.0 U ug/L	2.0 ug/L
32101	Bromodichloromethane	BP	N	8260B	06/23/2014 16:04	<1.0 U ug/L	1.0 ug/L
73085	Bromochloromethane	BP	N	8260B	06/23/2014 16:04	<1.0 U ug/L	1.0 ug/L
34488	Trichlorofluoromethane	BP	N	8260B	06/23/2014 16:04	<2.0 U ug/L	2.0 ug/L
39180	Trichloroethene	BP	N	8260B	06/23/2014 16:04	<1.0 U ug/L	1.0 ug/L
32104	Bromoform	BP	N	8260B	06/23/2014 16:04	<1.0 U ug/L	1.0 ug/L
77057	Vinyl acetate	BP	N	8260B	06/23/2014 16:04	<3.0 U ug/L	3.0 ug/L
34546	trans-1,2-Dichloroethene	BP	N	8260B	06/23/2014 16:04	<1.0 U ug/L	1.0 ug/L
34010	Toluene	BP	N	8260B	06/23/2014 16:04	<1.0 U ug/L	1.0 ug/L
49263	trans-1,4-Dichloro-2-butene	BP	N	8260B	06/23/2014 16:04	<3.0 U ug/L	3.0 ug/L
34699	trans-1,3-Dichloropropene	BP	N	8260B	06/23/2014 16:04	<3.0 U ug/L	3.0 ug/L
34371	Ethylbenzene	BP	N	8260B	06/23/2014 16:04	<1.0 U ug/L	1.0 ug/L
77424	Iodomethane	BP	N	8260B	06/23/2014 16:04	<1.0 U ug/L	1.0 ug/L
39175	Vinyl chloride	BP	N	8260B	06/23/2014 16:04	<1.0 U ug/L	1.0 ug/L
77596	Dibromomethane	BP	N	8260B	06/23/2014 16:04	<1.0 U ug/L	1.0 ug/L
34475	Tetrachloroethene	BP	N	8260B	06/23/2014 16:04	<1.0 U ug/L	1.0 ug/L
34423	Methylene Chloride	BP	N	8260B	06/23/2014 16:04	<2.0 U ug/L	2.0 ug/L
77128	Styrene	BP	N	8260B	06/23/2014 16:04	<1.0 U ug/L	1.0 ug/L
34496	1,1-Dichloroethane	BP	N	8260B	06/23/2014 16:04	<1.0 U ug/L	1.0 ug/L
81551	Xylenes (total)	BP	N	8260B	06/23/2014 16:04	<2.0 U ug/L	2.0 ug/L

* Attach Laboratory Reports

PART III ANALYTICAL RESULTS

Facility GMS#: 87081

Test Site ID #: 19343

Sample Date/Time: 06/12/2014 12:14PM

Report Period: 2014 / 2
Year / Qtr

Well Name: MW-5A

Classification of Groundwater: G-II

Groundwater Elevation (NGVD):

or (MSL): 51.11

Well Purged (Y/N): Y

Well Type:
( ) Background
( ) Detection
(X) Compliance
( ) Other

Storet Code	Parameter Monitored	Sampling Method	Field Filtered (Y/N)	Analysis Method	Analysis Date/Time	* Analysis Result/Units		Detection Limit/Units
34511	1,1,2-Trichloroethane	BP	N	8260B	06/23/2014 16:04	<1.0 U	ug/L	1.0 ug/L
32105	Dibromochloromethane	BP	N	8260B	06/23/2014 16:04	<1.0 U	ug/L	1.0 ug/L
34506	1,1,1-Trichloroethane	BP	N	8260B	06/23/2014 16:04	<1.0 U	ug/L	1.0 ug/L
34516	1,1,2,2-Tetrachloroethane	BP	N	8260B	06/23/2014 16:04	<1.0 U	ug/L	1.0 ug/L
34704	cis-1,3-Dichloropropene	BP	N	8260B	06/23/2014 16:04	<1.0 U	ug/L	1.0 ug/L
77562	1,1,1,2-Tetrachloroethane	BP	N	8260B	06/23/2014 16:04	<1.0 U	ug/L	1.0 ug/L
1519	Gross Alpha	BP	N	9310	06/24/2014 16:12	5.42	pCi/L	3.00 pCi/L
82078	Field Turbidity	BP	N	Field Sampling	06/12/2014 10:14	3.87	NTU	-
082545	Groundwater Elevation	BP	N	Field Sampling	06/12/2014 10:14	51.11	ft/msl	-
000406	Field pH	BP	N	Field Sampling	06/12/2014 10:14	4.59	SU	-
000299	Field Dissolved Oxygen	BP	N	Field Sampling	06/12/2014 10:14	3.8	mg/L	-
000094	Field Conductivity	BP	N	Field Sampling	06/12/2014 10:14	59	umhos/cm	-
00010	Field Temperature	BP	N	Field Sampling	06/12/2014 10:14	24.7	Degrees C	-
00080	Color	BP	N	SM 2120B	06/13/2014 23:00	<5.0 U	PCU	5.0 PCU
70300	Total Dissolved Solids	BP	N	SM 2540C	06/16/2014 09:54	46	mg/L	10 mg/L

* Attach Laboratory Reports

PART III ANALYTICAL RESULTS

Facility GMS#: 87081

Test Site ID #: 19344

Sample Date/Time: 06/12/2014 11:40AM

Report Period: 2014 / 2
Year / Qtr

Well Name: MW-5B

Classification of Groundwater: G-II

Groundwater Elevation (NGVD):

or (MSL): 49.29

Well Purged (Y/N): Y

Well Type:
( ) Background
( ) Detection
(X) Compliance
( ) Other

Storet Code	Parameter Monitored	Sampling Method	Field Filtered (Y/N)	Analysis Method	Analysis Date/Time	* Analysis Result/Units		Detection Limit/Units	
00620	Nitrate as N	BP	N	300.0	06/14/2014 00:51	0.56	mg/L	0.50	mg/L
00940	Chloride	BP	N	300.0	06/14/2014 00:51	7.7	mg/L	3.0	mg/L
000610	Ammonia as N	BP	N	350.1	06/24/2014 16:40	<0.10 U	mg/L	0.10	mg/L
001034	Chromium	BP	N	6010B	06/21/2014 00:29	0.72 I	ug/L	10	ug/L
001067	Nickel	BP	N	6010B	06/21/2014 00:29	<40 U	ug/L	40	ug/L
001055	Manganese	BP	N	6010B	06/21/2014 00:29	3.9 I	ug/L	10	ug/L
001051	Lead	BP	N	6010B	06/21/2014 00:29	<9.0 U	ug/L	9.0	ug/L
000929	Sodium	BP	N	6010B	06/21/2014 00:29	4.4	mg/L	1.0	mg/L
001077	Silver	BP	N	6010B	06/21/2014 00:29	0.93 I	ug/L	10	ug/L
001147	Selenium	BP	N	6010B	06/21/2014 00:29	<15 U	ug/L	15	ug/L
001027	Cadmium	BP	N	6010B	06/21/2014 00:29	<5.0 U J3	ug/L	5.0	ug/L
001007	Barium	BP	N	6010B	06/21/2014 00:29	12	ug/L	10	ug/L
001105	Aluminum	BP	N	6010B	06/21/2014 00:29	280	ug/L	100	ug/L
001045	Iron	BP	N	6010B	06/21/2014 00:29	110	ug/L	100	ug/L
001042	Copper	BP	N	6010B	06/21/2014 00:29	<15 U	ug/L	15	ug/L
001037	Cobalt	BP	N	6010B	06/21/2014 00:29	<10 U	ug/L	10	ug/L
001092	Zinc	BP	N	6010B	06/21/2014 00:29	<20 U	ug/L	20	ug/L
001087	Vanadium	BP	N	6010B	06/21/2014 00:29	<10 U	ug/L	10	ug/L
001012	Beryllium	BP	N	6020	06/17/2014 02:35	<1.0 U	ug/L	1.0	ug/L
001059	Thallium	BP	N	6020	06/17/2014 02:35	0.12 I V	ug/L	1.0	ug/L
001002	Arsenic	BP	N	6020	06/17/2014 02:35	6.0	ug/L	5.0	ug/L
001097	Antimony	BP	N	6020	06/17/2014 02:35	<2.0 U	ug/L	2.0	ug/L
71900	Mercury	BP	N	7470A	06/16/2014 17:50	<0.20 U	ug/L	0.20	ug/L
77651	1,2-Dibromoethane	BP	N	8011	06/25/2014 19:00	<0.020 U	ug/L	0.020	ug/L
38437	1,2-Dibromo-3-Chloropropane	BP	N	8011	06/25/2014 19:00	<0.020 U	ug/L	0.020	ug/L
81551	Xylenes (total)	BP	N	8260B	06/23/2014 16:26	<2.0 U	ug/L	2.0	ug/L
34488	Trichlorofluoromethane	BP	N	8260B	06/23/2014 16:26	<2.0 U	ug/L	2.0	ug/L
39180	Trichloroethene	BP	N	8260B	06/23/2014 16:26	<1.0 U	ug/L	1.0	ug/L
39175	Vinyl chloride	BP	N	8260B	06/23/2014 16:26	<1.0 U	ug/L	1.0	ug/L
77057	Vinyl acetate	BP	N	8260B	06/23/2014 16:26	<3.0 U	ug/L	3.0	ug/L
34546	trans-1,2-Dichloroethene	BP	N	8260B	06/23/2014 16:26	<1.0 U	ug/L	1.0	ug/L
34010	Toluene	BP	N	8260B	06/23/2014 16:26	<1.0 U	ug/L	1.0	ug/L

* Attach Laboratory Reports

PART III ANALYTICAL RESULTS

Facility GMS#: 87081

Test Site ID #: 19344

Sample Date/Time: 06/12/2014 11:40AM

Report Period: 2014 / 2
Year / Qtr

Well Name: MW-5B

Classification of Groundwater: G-II

Groundwater Elevation (NGVD):

or (MSL): 49.29

Well Purged (Y/N): Y

Well Type:
( ) Background
( ) Detection
(X) Compliance
( ) Other

Storet Code	Parameter Monitored	Sampling Method	Field Filtered (Y/N)	Analysis Method	Analysis Date/Time	* Analysis Result/Units	Detection Limit/Units
49263	trans-1,4-Dichloro-2-butene	BP	N	8260B	06/23/2014 16:26	<3.0 U ug/L	3.0 ug/L
34699	trans-1,3-Dichloropropene	BP	N	8260B	06/23/2014 16:26	<3.0 U ug/L	3.0 ug/L
34215	Acrylonitrile	BP	N	8260B	06/23/2014 16:26	<20 U ug/L	20 ug/L
78124	Benzene	BP	N	8260B	06/23/2014 16:26	<1.0 U ug/L	1.0 ug/L
73085	Bromochloromethane	BP	N	8260B	06/23/2014 16:26	<1.0 U ug/L	1.0 ug/L
34506	1,1,1-Trichloroethane	BP	N	8260B	06/23/2014 16:26	<1.0 U ug/L	1.0 ug/L
81596	4-Methyl-2-pentanone (MIBK)	BP	N	8260B	06/23/2014 16:26	<5.0 U ug/L	5.0 ug/L
81552	Acetone	BP	N	8260B	06/23/2014 16:26	<20 U ug/L	20 ug/L
32101	Bromodichloromethane	BP	N	8260B	06/23/2014 16:26	<1.0 U ug/L	1.0 ug/L
32102	Carbon tetrachloride	BP	N	8260B	06/23/2014 16:26	<1.0 U ug/L	1.0 ug/L
34301	Chlorobenzene	BP	N	8260B	06/23/2014 16:26	<1.0 U ug/L	1.0 ug/L
34311	Chloroethane	BP	N	8260B	06/23/2014 16:26	<2.0 U ug/L	2.0 ug/L
32104	Bromoform	BP	N	8260B	06/23/2014 16:26	<1.0 U ug/L	1.0 ug/L
34413	Bromomethane	BP	N	8260B	06/23/2014 16:26	<2.0 U ug/L	2.0 ug/L
77041	Carbon disulfide	BP	N	8260B	06/23/2014 16:26	<2.0 U ug/L	2.0 ug/L
34571	1,4-Dichlorobenzene	BP	N	8260B	06/23/2014 16:26	<1.0 U ug/L	1.0 ug/L
34541	1,2-Dichloropropane	BP	N	8260B	06/23/2014 16:26	<1.0 U ug/L	1.0 ug/L
34531	1,2-Dichloroethane	BP	N	8260B	06/23/2014 16:26	<1.0 U ug/L	1.0 ug/L
77103	2-Hexanone	BP	N	8260B	06/23/2014 16:26	<5.0 U ug/L	5.0 ug/L
81595	2-Butanone (MEK)	BP	N	8260B	06/23/2014 16:26	<6.0 U ug/L	6.0 ug/L
34496	1,1-Dichloroethane	BP	N	8260B	06/23/2014 16:26	<1.0 U ug/L	1.0 ug/L
34511	1,1,2-Trichloroethane	BP	N	8260B	06/23/2014 16:26	<1.0 U ug/L	1.0 ug/L
34516	1,1,2,2-Tetrachloroethane	BP	N	8260B	06/23/2014 16:26	<1.0 U ug/L	1.0 ug/L
34536	1,2-Dichlorobenzene	BP	N	8260B	06/23/2014 16:26	<1.0 U ug/L	1.0 ug/L
77443	1,2,3-Trichloropropane	BP	N	8260B	06/23/2014 16:26	<2.5 U ug/L	2.5 ug/L
34501	1,1-Dichloroethene	BP	N	8260B	06/23/2014 16:26	<1.0 U ug/L	1.0 ug/L
34423	Methylene Chloride	BP	N	8260B	06/23/2014 16:26	<2.0 U ug/L	2.0 ug/L
77596	Dibromomethane	BP	N	8260B	06/23/2014 16:26	<1.0 U ug/L	1.0 ug/L
77562	1,1,1,2-Tetrachloroethane	BP	N	8260B	06/23/2014 16:26	<1.0 U ug/L	1.0 ug/L
34371	Ethylbenzene	BP	N	8260B	06/23/2014 16:26	<1.0 U ug/L	1.0 ug/L
34475	Tetrachloroethene	BP	N	8260B	06/23/2014 16:26	<1.0 U ug/L	1.0 ug/L
77128	Styrene	BP	N	8260B	06/23/2014 16:26	<1.0 U ug/L	1.0 ug/L

* Attach Laboratory Reports

PART III ANALYTICAL RESULTS

Facility GMS#: 87081

Test Site ID #: 19344

Sample Date/Time: 06/12/2014 11:40AM

Report Period: 2014 / 2
Year / Qtr

Well Name: MW-5B

Classification of Groundwater: G-II

Groundwater Elevation (NGVD):

or (MSL): 49.29

Well Purged (Y/N): Y

Well Type:
( ) Background
( ) Detection
(X) Compliance
( ) Other

Storet Code	Parameter Monitored	Sampling Method	Field Filtered (Y/N)	Analysis Method	Analysis Date/Time	* Analysis Result/Units		Detection Limit/Units
77424	Iodomethane	BP	N	8260B	06/23/2014 16:26	<1.0 U	ug/L	1.0 ug/L
77093	cis-1,2-Dichloroethene	BP	N	8260B	06/23/2014 16:26	<1.0 U	ug/L	1.0 ug/L
34704	cis-1,3-Dichloropropene	BP	N	8260B	06/23/2014 16:26	<1.0 U	ug/L	1.0 ug/L
34418	Chloromethane	BP	N	8260B	06/23/2014 16:26	<2.0 U	ug/L	2.0 ug/L
32105	Dibromochloromethane	BP	N	8260B	06/23/2014 16:26	<1.0 U	ug/L	1.0 ug/L
32106	Chloroform	BP	N	8260B	06/23/2014 16:26	<1.0 U	ug/L	1.0 ug/L
1519	Gross Alpha	BP	N	9310	06/24/2014 16:12	14.1	pCi/L	3.00 pCi/L
082545	Groundwater Elevation	BP	N	Field Sampling	06/12/2014 09:40	49.29	ft/msl	-
000406	Field pH	BP	N	Field Sampling	06/12/2014 09:40	7.57	SU	-
000094	Field Conductivity	BP	N	Field Sampling	06/12/2014 09:40	215	umhos/cm	-
82078	Field Turbidity	BP	N	Field Sampling	06/12/2014 09:40	4.55	NTU	-
000299	Field Dissolved Oxygen	BP	N	Field Sampling	06/12/2014 09:40	0.0	mg/L	-
00010	Field Temperature	BP	N	Field Sampling	06/12/2014 09:40	24.7	Degrees C	-
00080	Color	BP	N	SM 2120B	06/13/2014 23:00	<5.0 U	PCU	5.0 PCU
70300	Total Dissolved Solids	BP	N	SM 2540C	06/16/2014 09:54	130	mg/L	10 mg/L

* Attach Laboratory Reports

PART III ANALYTICAL RESULTS

Facility GMS#: 87081

Test Site ID #: 19339

Sample Date/Time: 06/12/2014 11:07AM

Report Period: 2014 / 2
Year / Qtr

Well Name: MW-3A

Classification of Groundwater: G-II

Groundwater Elevation (NGVD):

or (MSL): 49.62

Well Purged (Y/N): Y

Well Type:
( ) Background
( ) Detection
(X) Compliance
( ) Other

Storet Code	Parameter Monitored	Sampling Method	Field Filtered (Y/N)	Analysis Method	Analysis Date/Time	* Analysis Result/Units		Detection Limit/Units	
00940	Chloride	BP	N	300.0	06/14/2014 02:50	3.1	mg/L	3.0	mg/L
00620	Nitrate as N	BP	N	300.0	06/14/2014 02:50	2.5	mg/L	0.50	mg/L
000610	Ammonia as N	BP	N	350.1	06/24/2014 16:42	<0.10 U	mg/L	0.10	mg/L
001077	Silver	BP	N	6010B	06/21/2014 00:32	0.99 I	ug/L	10	ug/L
001147	Selenium	BP	N	6010B	06/21/2014 00:32	<15 U	ug/L	15	ug/L
000929	Sodium	BP	N	6010B	06/21/2014 00:32	3.3	mg/L	1.0	mg/L
001092	Zinc	BP	N	6010B	06/21/2014 00:32	<20 U	ug/L	20	ug/L
001087	Vanadium	BP	N	6010B	06/21/2014 00:32	1.4 I	ug/L	10	ug/L
001067	Nickel	BP	N	6010B	06/21/2014 00:32	<40 U	ug/L	40	ug/L
001027	Cadmium	BP	N	6010B	06/21/2014 00:32	<5.0 U J3	ug/L	5.0	ug/L
001034	Chromium	BP	N	6010B	06/21/2014 00:32	2.4 I	ug/L	10	ug/L
001105	Aluminum	BP	N	6010B	06/21/2014 00:32	460	ug/L	100	ug/L
001007	Barium	BP	N	6010B	06/21/2014 00:32	49	ug/L	10	ug/L
001037	Cobalt	BP	N	6010B	06/21/2014 00:32	<10 U	ug/L	10	ug/L
001055	Manganese	BP	N	6010B	06/21/2014 00:32	2.4 I	ug/L	10	ug/L
001042	Copper	BP	N	6010B	06/21/2014 00:32	<15 U	ug/L	15	ug/L
001045	Iron	BP	N	6010B	06/21/2014 00:32	230	ug/L	100	ug/L
001051	Lead	BP	N	6010B	06/21/2014 00:32	<9.0 U	ug/L	9.0	ug/L
001059	Thallium	BP	N	6020	06/17/2014 02:39	0.071 I V	ug/L	1.0	ug/L
001012	Beryllium	BP	N	6020	06/17/2014 02:39	<1.0 U	ug/L	1.0	ug/L
001097	Antimony	BP	N	6020	06/17/2014 02:39	<2.0 U	ug/L	2.0	ug/L
001002	Arsenic	BP	N	6020	06/17/2014 02:39	<5.0 U	ug/L	5.0	ug/L
71900	Mercury	BP	N	7470A	06/16/2014 17:57	<0.20 U	ug/L	0.20	ug/L
77651	1,2-Dibromoethane	BP	N	8011	06/25/2014 19:19	<0.021 U	ug/L	0.021	ug/L
38437	1,2-Dibromo-3-Chloropropane	BP	N	8011	06/25/2014 19:19	<0.021 U	ug/L	0.021	ug/L
34516	1,1,2,2-Tetrachloroethane	BP	N	8260B	06/23/2014 16:47	<1.0 U	ug/L	1.0	ug/L
34511	1,1,2-Trichloroethane	BP	N	8260B	06/23/2014 16:47	<1.0 U	ug/L	1.0	ug/L
77562	1,1,1,2-Tetrachloroethane	BP	N	8260B	06/23/2014 16:47	<1.0 U	ug/L	1.0	ug/L
34506	1,1,1-Trichloroethane	BP	N	8260B	06/23/2014 16:47	<1.0 U	ug/L	1.0	ug/L
34536	1,2-Dichlorobenzene	BP	N	8260B	06/23/2014 16:47	<1.0 U	ug/L	1.0	ug/L
77443	1,2,3-Trichloropropane	BP	N	8260B	06/23/2014 16:47	<2.5 U	ug/L	2.5	ug/L
34496	1,1-Dichloroethane	BP	N	8260B	06/23/2014 16:47	<1.0 U	ug/L	1.0	ug/L

* Attach Laboratory Reports

PART III ANALYTICAL RESULTS

Facility GMS#: 87081

Test Site ID #: 19339

Sample Date/Time: 06/12/2014 11:07AM

Report Period: 2014 / 2
Year / Qtr

Well Name: MW-3A

Classification of Groundwater: G-II

Groundwater Elevation (NGVD):

or (MSL): 49.62

Well Purged (Y/N): Y

Well Type:
( ) Background
( ) Detection
(X) Compliance
( ) Other

Storet Code	Parameter Monitored	Sampling Method	Field Filtered (Y/N)	Analysis Method	Analysis Date/Time	* Analysis Result/Units	Detection Limit/Units
34501	1,1-Dichloroethene	BP	N	8260B	06/23/2014 16:47	<1.0 U ug/L	1.0 ug/L
32104	Bromoform	BP	N	8260B	06/23/2014 16:47	<1.0 U ug/L	1.0 ug/L
34413	Bromomethane	BP	N	8260B	06/23/2014 16:47	<2.0 U ug/L	2.0 ug/L
32101	Bromodichloromethane	BP	N	8260B	06/23/2014 16:47	<1.0 U ug/L	1.0 ug/L
78124	Benzene	BP	N	8260B	06/23/2014 16:47	<1.0 U ug/L	1.0 ug/L
73085	Bromochloromethane	BP	N	8260B	06/23/2014 16:47	<1.0 U ug/L	1.0 ug/L
34311	Chloroethane	BP	N	8260B	06/23/2014 16:47	<2.0 U ug/L	2.0 ug/L
32106	Chloroform	BP	N	8260B	06/23/2014 16:47	<1.0 U ug/L	1.0 ug/L
34301	Chlorobenzene	BP	N	8260B	06/23/2014 16:47	<1.0 U ug/L	1.0 ug/L
77041	Carbon disulfide	BP	N	8260B	06/23/2014 16:47	<2.0 U ug/L	2.0 ug/L
32102	Carbon tetrachloride	BP	N	8260B	06/23/2014 16:47	<1.0 U ug/L	1.0 ug/L
77103	2-Hexanone	BP	N	8260B	06/23/2014 16:47	<5.0 U ug/L	5.0 ug/L
81595	2-Butanone (MEK)	BP	N	8260B	06/23/2014 16:47	<6.0 U ug/L	6.0 ug/L
49263	trans-1,4-Dichloro-2-butene	BP	N	8260B	06/23/2014 16:47	<3.0 U ug/L	3.0 ug/L
34571	1,4-Dichlorobenzene	BP	N	8260B	06/23/2014 16:47	<1.0 U ug/L	1.0 ug/L
81552	Acetone	BP	N	8260B	06/23/2014 16:47	<20 U ug/L	20 ug/L
34215	Acrylonitrile	BP	N	8260B	06/23/2014 16:47	<20 U ug/L	20 ug/L
81596	4-Methyl-2-pentanone (MIBK)	BP	N	8260B	06/23/2014 16:47	<5.0 U ug/L	5.0 ug/L
34531	1,2-Dichloroethane	BP	N	8260B	06/23/2014 16:47	<1.0 U ug/L	1.0 ug/L
34418	Chloromethane	BP	N	8260B	06/23/2014 16:47	<2.0 U ug/L	2.0 ug/L
81551	Xylenes (total)	BP	N	8260B	06/23/2014 16:47	<2.0 U ug/L	2.0 ug/L
34475	Tetrachloroethene	BP	N	8260B	06/23/2014 16:47	<1.0 U ug/L	1.0 ug/L
39175	Vinyl chloride	BP	N	8260B	06/23/2014 16:47	<1.0 U ug/L	1.0 ug/L
77128	Styrene	BP	N	8260B	06/23/2014 16:47	<1.0 U ug/L	1.0 ug/L
77057	Vinyl acetate	BP	N	8260B	06/23/2014 16:47	<3.0 U ug/L	3.0 ug/L
34699	trans-1,3-Dichloropropene	BP	N	8260B	06/23/2014 16:47	<3.0 U ug/L	3.0 ug/L
34541	1,2-Dichloropropane	BP	N	8260B	06/23/2014 16:47	<1.0 U ug/L	1.0 ug/L
34546	trans-1,2-Dichloroethene	BP	N	8260B	06/23/2014 16:47	<1.0 U ug/L	1.0 ug/L
34010	Toluene	BP	N	8260B	06/23/2014 16:47	<1.0 U ug/L	1.0 ug/L
77596	Dibromomethane	BP	N	8260B	06/23/2014 16:47	<1.0 U ug/L	1.0 ug/L
32105	Dibromochloromethane	BP	N	8260B	06/23/2014 16:47	<1.0 U ug/L	1.0 ug/L
77093	cis-1,2-Dichloroethene	BP	N	8260B	06/23/2014 16:47	<1.0 U ug/L	1.0 ug/L

* Attach Laboratory Reports

PART III ANALYTICAL RESULTS

Facility GMS#: 87081

Test Site ID #: 19339

Sample Date/Time: 06/12/2014 11:07AM

Report Period: 2014 / 2
Year / Qtr

Well Name: MW-3A

Classification of Groundwater: G-II

Groundwater Elevation (NGVD):

or (MSL): 49.62

Well Purged (Y/N): Y

Well Type:
( ) Background
( ) Detection
(X) Compliance
( ) Other

Storet Code	Parameter Monitored	Sampling Method	Field Filtered (Y/N)	Analysis Method	Analysis Date/Time	* Analysis Result/Units		Detection Limit/Units
34704	cis-1,3-Dichloropropene	BP	N	8260B	06/23/2014 16:47	<1.0 U	ug/L	1.0 ug/L
34371	Ethylbenzene	BP	N	8260B	06/23/2014 16:47	<1.0 U	ug/L	1.0 ug/L
77424	Iodomethane	BP	N	8260B	06/23/2014 16:47	<1.0 U	ug/L	1.0 ug/L
34423	Methylene Chloride	BP	N	8260B	06/23/2014 16:47	<2.0 U	ug/L	2.0 ug/L
34488	Trichlorofluoromethane	BP	N	8260B	06/23/2014 16:47	<2.0 U	ug/L	2.0 ug/L
39180	Trichloroethene	BP	N	8260B	06/23/2014 16:47	<1.0 U	ug/L	1.0 ug/L
1519	Gross Alpha	BP	N	9310	06/24/2014 16:13	6.95	pCi/L	3.00 pCi/L
000406	Field pH	BP	N	Field Sampling	06/12/2014 09:07	6.71	SU	-
000094	Field Conductivity	BP	N	Field Sampling	06/12/2014 09:07	98	umhos/cm	-
00010	Field Temperature	BP	N	Field Sampling	06/12/2014 09:07	24.7	Degrees C	-
082545	Groundwater Elevation	BP	N	Field Sampling	06/12/2014 09:07	49.62	ft/msl	-
82078	Field Turbidity	BP	N	Field Sampling	06/12/2014 09:07	3.44	NTU	-
000299	Field Dissolved Oxygen	BP	N	Field Sampling	06/12/2014 09:07	4.1	mg/L	-
00080	Color	BP	N	SM 2120B	06/13/2014 23:00	<5.0 U	PCU	5.0 PCU
70300	Total Dissolved Solids	BP	N	SM 2540C	06/16/2014 09:54	72	mg/L	10 mg/L

* Attach Laboratory Reports

PART III ANALYTICAL RESULTS

Facility GMS#: 87081

Test Site ID #: 19340

Sample Date/Time: 06/12/2014 10:31AM

Report Period: 2014 / 2
Year / Qtr

Well Name: MW-3B

Classification of Groundwater: G-II

Groundwater Elevation (NGVD):

or (MSL): 49.60

Well Purged (Y/N): Y

Well Type:
( ) Background
( ) Detection
(X) Compliance
( ) Other

Storet Code	Parameter Monitored	Sampling Method	Field Filtered (Y/N)	Analysis Method	Analysis Date/Time	* Analysis Result/Units		Detection Limit/Units	
00620	Nitrate as N	BP	N	300.0	06/14/2014 03:10	2.6	mg/L	0.50	mg/L
00940	Chloride	BP	N	300.0	06/14/2014 03:10	4.7	mg/L	3.0	mg/L
000610	Ammonia as N	BP	N	350.1	06/24/2014 16:56	<0.10 U	mg/L	0.10	mg/L
001105	Aluminum	BP	N	6010B	06/21/2014 00:34	180	ug/L	100	ug/L
001007	Barium	BP	N	6010B	06/21/2014 00:34	66	ug/L	10	ug/L
001034	Chromium	BP	N	6010B	06/21/2014 00:34	1.5 I	ug/L	10	ug/L
001092	Zinc	BP	N	6010B	06/21/2014 00:34	<20 U	ug/L	20	ug/L
001027	Cadmium	BP	N	6010B	06/21/2014 00:34	<5.0 U J3	ug/L	5.0	ug/L
001055	Manganese	BP	N	6010B	06/21/2014 00:34	6.6 I	ug/L	10	ug/L
001051	Lead	BP	N	6010B	06/21/2014 00:34	<9.0 U	ug/L	9.0	ug/L
001045	Iron	BP	N	6010B	06/21/2014 00:34	97 I	ug/L	100	ug/L
001077	Silver	BP	N	6010B	06/21/2014 00:34	1.2 I	ug/L	10	ug/L
001147	Selenium	BP	N	6010B	06/21/2014 00:34	<15 U	ug/L	15	ug/L
001067	Nickel	BP	N	6010B	06/21/2014 00:34	<40 U	ug/L	40	ug/L
000929	Sodium	BP	N	6010B	06/21/2014 00:34	3.4	mg/L	1.0	mg/L
001087	Vanadium	BP	N	6010B	06/21/2014 00:34	2.3 I	ug/L	10	ug/L
001037	Cobalt	BP	N	6010B	06/21/2014 00:34	<10 U	ug/L	10	ug/L
001042	Copper	BP	N	6010B	06/21/2014 00:34	<15 U	ug/L	15	ug/L
001097	Antimony	BP	N	6020	06/17/2014 02:42	<2.0 U	ug/L	2.0	ug/L
001012	Beryllium	BP	N	6020	06/17/2014 02:42	<1.0 U	ug/L	1.0	ug/L
001059	Thallium	BP	N	6020	06/17/2014 02:42	0.10 I V	ug/L	1.0	ug/L
001002	Arsenic	BP	N	6020	06/17/2014 02:42	0.34 I	ug/L	5.0	ug/L
71900	Mercury	BP	N	7470A	06/16/2014 17:59	<0.20 U	ug/L	0.20	ug/L
77651	1,2-Dibromoethane	BP	N	8011	06/25/2014 19:38	<0.020 U	ug/L	0.020	ug/L
38437	1,2-Dibromo-3-Chloropropane	BP	N	8011	06/25/2014 19:38	<0.020 U	ug/L	0.020	ug/L
39175	Vinyl chloride	BP	N	8260B	06/23/2014 17:08	<1.0 U	ug/L	1.0	ug/L
77057	Vinyl acetate	BP	N	8260B	06/23/2014 17:08	<3.0 U	ug/L	3.0	ug/L
34536	1,2-Dichlorobenzene	BP	N	8260B	06/23/2014 17:08	<1.0 U	ug/L	1.0	ug/L
81551	Xylenes (total)	BP	N	8260B	06/23/2014 17:08	<2.0 U	ug/L	2.0	ug/L
81596	4-Methyl-2-pentanone (MIBK)	BP	N	8260B	06/23/2014 17:08	<5.0 U	ug/L	5.0	ug/L
81552	Acetone	BP	N	8260B	06/23/2014 17:08	4.1 I	ug/L	20	ug/L
81595	2-Butanone (MEK)	BP	N	8260B	06/23/2014 17:08	<6.0 U	ug/L	6.0	ug/L

* Attach Laboratory Reports

PART III ANALYTICAL RESULTS

Facility GMS#: 87081

Test Site ID #: 19340

Sample Date/Time: 06/12/2014 10:31AM

Report Period: 2014 / 2
Year / Qtr

Well Name: MW-3B

Classification of Groundwater: G-II

Groundwater Elevation (NGVD):

or (MSL): 49.60

Well Purged (Y/N): Y

Well Type:
( ) Background
( ) Detection
(X) Compliance
( ) Other

Storet Code	Parameter Monitored	Sampling Method	Field Filtered (Y/N)	Analysis Method	Analysis Date/Time	* Analysis Result/Units	Detection Limit/Units
77103	2-Hexanone	BP	N	8260B	06/23/2014 17:08	<5.0 U ug/L	5.0 ug/L
34215	Acrylonitrile	BP	N	8260B	06/23/2014 17:08	<20 U ug/L	20 ug/L
32104	Bromoform	BP	N	8260B	06/23/2014 17:08	<1.0 U ug/L	1.0 ug/L
34413	Bromomethane	BP	N	8260B	06/23/2014 17:08	<2.0 U ug/L	2.0 ug/L
32101	Bromodichloromethane	BP	N	8260B	06/23/2014 17:08	<1.0 U ug/L	1.0 ug/L
78124	Benzene	BP	N	8260B	06/23/2014 17:08	<1.0 U ug/L	1.0 ug/L
73085	Bromochloromethane	BP	N	8260B	06/23/2014 17:08	<1.0 U ug/L	1.0 ug/L
34511	1,1,2-Trichloroethane	BP	N	8260B	06/23/2014 17:08	<1.0 U ug/L	1.0 ug/L
34496	1,1-Dichloroethane	BP	N	8260B	06/23/2014 17:08	<1.0 U ug/L	1.0 ug/L
34516	1,1,2,2-Tetrachloroethane	BP	N	8260B	06/23/2014 17:08	<1.0 U ug/L	1.0 ug/L
77562	1,1,1,2-Tetrachloroethane	BP	N	8260B	06/23/2014 17:08	<1.0 U ug/L	1.0 ug/L
34506	1,1,1-Trichloroethane	BP	N	8260B	06/23/2014 17:08	<1.0 U ug/L	1.0 ug/L
34501	1,1-Dichloroethene	BP	N	8260B	06/23/2014 17:08	<1.0 U ug/L	1.0 ug/L
34541	1,2-Dichloropropane	BP	N	8260B	06/23/2014 17:08	<1.0 U ug/L	1.0 ug/L
34571	1,4-Dichlorobenzene	BP	N	8260B	06/23/2014 17:08	<1.0 U ug/L	1.0 ug/L
34531	1,2-Dichloroethane	BP	N	8260B	06/23/2014 17:08	<1.0 U ug/L	1.0 ug/L
77443	1,2,3-Trichloropropane	BP	N	8260B	06/23/2014 17:08	<2.5 U ug/L	2.5 ug/L
77041	Carbon disulfide	BP	N	8260B	06/23/2014 17:08	<2.0 U ug/L	2.0 ug/L
34475	Tetrachloroethene	BP	N	8260B	06/23/2014 17:08	<1.0 U ug/L	1.0 ug/L
77128	Styrene	BP	N	8260B	06/23/2014 17:08	<1.0 U ug/L	1.0 ug/L
77424	Iodomethane	BP	N	8260B	06/23/2014 17:08	<1.0 U ug/L	1.0 ug/L
34423	Methylene Chloride	BP	N	8260B	06/23/2014 17:08	<2.0 U ug/L	2.0 ug/L
34010	Toluene	BP	N	8260B	06/23/2014 17:08	<1.0 U ug/L	1.0 ug/L
39180	Trichloroethene	BP	N	8260B	06/23/2014 17:08	<1.0 U ug/L	1.0 ug/L
34488	Trichlorofluoromethane	BP	N	8260B	06/23/2014 17:08	<2.0 U ug/L	2.0 ug/L
49263	trans-1,4-Dichloro-2-butene	BP	N	8260B	06/23/2014 17:08	<3.0 U ug/L	3.0 ug/L
34546	trans-1,2-Dichloroethene	BP	N	8260B	06/23/2014 17:08	<1.0 U ug/L	1.0 ug/L
34699	trans-1,3-Dichloropropene	BP	N	8260B	06/23/2014 17:08	<3.0 U ug/L	3.0 ug/L
32106	Chloroform	BP	N	8260B	06/23/2014 17:08	<1.0 U ug/L	1.0 ug/L
34418	Chloromethane	BP	N	8260B	06/23/2014 17:08	<2.0 U ug/L	2.0 ug/L
34311	Chloroethane	BP	N	8260B	06/23/2014 17:08	<2.0 U ug/L	2.0 ug/L
32102	Carbon tetrachloride	BP	N	8260B	06/23/2014 17:08	<1.0 U ug/L	1.0 ug/L

* Attach Laboratory Reports

PART III ANALYTICAL RESULTS

Facility GMS#: 87081

Test Site ID #: 19340

Sample Date/Time: 06/12/2014 10:31AM

Report Period: 2014 / 2
Year / Qtr

Well Name: MW-3B

Classification of Groundwater: G-II

Groundwater Elevation (NGVD):

or (MSL): 49.60

Well Purged (Y/N): Y

Well Type:
( ) Background
( ) Detection
(X) Compliance
( ) Other

Storet Code	Parameter Monitored	Sampling Method	Field Filtered (Y/N)	Analysis Method	Analysis Date/Time	* Analysis Result/Units		Detection Limit/Units
34301	Chlorobenzene	BP	N	8260B	06/23/2014 17:08	<1.0 U	ug/L	1.0 ug/L
77093	cis-1,2-Dichloroethene	BP	N	8260B	06/23/2014 17:08	<1.0 U	ug/L	1.0 ug/L
77596	Dibromomethane	BP	N	8260B	06/23/2014 17:08	<1.0 U	ug/L	1.0 ug/L
34371	Ethylbenzene	BP	N	8260B	06/23/2014 17:08	<1.0 U	ug/L	1.0 ug/L
34704	cis-1,3-Dichloropropene	BP	N	8260B	06/23/2014 17:08	<1.0 U	ug/L	1.0 ug/L
32105	Dibromochloromethane	BP	N	8260B	06/23/2014 17:08	<1.0 U	ug/L	1.0 ug/L
1519	Gross Alpha	BP	N	9310	06/24/2014 16:13	4.23	pCi/L	3.00 pCi/L
00010	Field Temperature	BP	N	Field Sampling	06/12/2014 08:31	24.2	Degrees C	-
000299	Field Dissolved Oxygen	BP	N	Field Sampling	06/12/2014 08:31	2.5	mg/L	-
000094	Field Conductivity	BP	N	Field Sampling	06/12/2014 08:31	183	umhos/cm	-
82078	Field Turbidity	BP	N	Field Sampling	06/12/2014 08:31	3.50	NTU	-
000406	Field pH	BP	N	Field Sampling	06/12/2014 08:31	6.69	SU	-
082545	Groundwater Elevation	BP	N	Field Sampling	06/12/2014 08:31	49.60	ft/msl	-
00080	Color	BP	N	SM 2120B	06/13/2014 23:00	<5.0 U	PCU	5.0 PCU
70300	Total Dissolved Solids	BP	N	SM 2540C	06/16/2014 09:54	100	mg/L	10 mg/L

* Attach Laboratory Reports

PART III ANALYTICAL RESULTS

Facility GMS#: 87081

Test Site ID #: 19879

Sample Date/Time: 06/12/2014 09:55AM

Report Period: 2014 / 2
Year / Qtr

Well Name: MW-FL1

Classification of Groundwater: G-II

Groundwater Elevation (NGVD):

or (MSL): 49.64

Well Purged (Y/N): Y

Well Type:
( ) Background
( ) Detection
(X) Compliance
( ) Other

Storet Code	Parameter Monitored	Sampling Method	Field Filtered (Y/N)	Analysis Method	Analysis Date/Time	* Analysis Result/Units		Detection Limit/Units
00620	Nitrate as N	BP	N	300.0	06/14/2014 03:30	1.5	mg/L	0.50 mg/L
00940	Chloride	BP	N	300.0	06/14/2014 03:30	15	mg/L	3.0 mg/L
000610	Ammonia as N	BP	N	350.1	06/24/2014 16:58	<0.10 U	mg/L	0.10 mg/L
001067	Nickel	BP	N	6010B	06/21/2014 00:37	<40 U	ug/L	40 ug/L
001147	Selenium	BP	N	6010B	06/21/2014 00:37	<15 U	ug/L	15 ug/L
001051	Lead	BP	N	6010B	06/21/2014 00:37	<9.0 U	ug/L	9.0 ug/L
001055	Manganese	BP	N	6010B	06/21/2014 00:37	7.9 I	ug/L	10 ug/L
001087	Vanadium	BP	N	6010B	06/21/2014 00:37	1.5 I	ug/L	10 ug/L
001092	Zinc	BP	N	6010B	06/21/2014 00:37	<20 U	ug/L	20 ug/L
001077	Silver	BP	N	6010B	06/21/2014 00:37	1.1 I	ug/L	10 ug/L
000929	Sodium	BP	N	6010B	06/21/2014 00:37	8.9	mg/L	1.0 mg/L
001045	Iron	BP	N	6010B	06/21/2014 00:37	51 I	ug/L	100 ug/L
001027	Cadmium	BP	N	6010B	06/21/2014 00:37	<5.0 U J3	ug/L	5.0 ug/L
001007	Barium	BP	N	6010B	06/21/2014 00:37	32	ug/L	10 ug/L
001105	Aluminum	BP	N	6010B	06/21/2014 00:37	62 I	ug/L	100 ug/L
001042	Copper	BP	N	6010B	06/21/2014 00:37	1.7 I	ug/L	15 ug/L
001037	Cobalt	BP	N	6010B	06/21/2014 00:37	<10 U	ug/L	10 ug/L
001034	Chromium	BP	N	6010B	06/21/2014 00:37	<10 U	ug/L	10 ug/L
001097	Antimony	BP	N	6020	06/17/2014 02:46	<2.0 U	ug/L	2.0 ug/L
001012	Beryllium	BP	N	6020	06/17/2014 02:46	<1.0 U	ug/L	1.0 ug/L
001002	Arsenic	BP	N	6020	06/17/2014 02:46	<5.0 U	ug/L	5.0 ug/L
001059	Thallium	BP	N	6020	06/17/2014 02:46	0.15 I V	ug/L	1.0 ug/L
71900	Mercury	BP	N	7470A	06/16/2014 18:02	<0.20 U	ug/L	0.20 ug/L
34541	1,2-Dichloropropane	BP	N	8260B	06/23/2014 17:30	<1.0 U	ug/L	1.0 ug/L
34531	1,2-Dichloroethane	BP	N	8260B	06/23/2014 17:30	<1.0 U	ug/L	1.0 ug/L
34571	1,4-Dichlorobenzene	BP	N	8260B	06/23/2014 17:30	<1.0 U	ug/L	1.0 ug/L
77103	2-Hexanone	BP	N	8260B	06/23/2014 17:30	<5.0 U	ug/L	5.0 ug/L
81595	2-Butanone (MEK)	BP	N	8260B	06/23/2014 17:30	<6.0 U	ug/L	6.0 ug/L
34536	1,2-Dichlorobenzene	BP	N	8260B	06/23/2014 17:30	<1.0 U	ug/L	1.0 ug/L
34516	1,1,2,2-Tetrachloroethane	BP	N	8260B	06/23/2014 17:30	<1.0 U	ug/L	1.0 ug/L
34511	1,1,2-Trichloroethane	BP	N	8260B	06/23/2014 17:30	<1.0 U	ug/L	1.0 ug/L
34496	1,1-Dichloroethane	BP	N	8260B	06/23/2014 17:30	<1.0 U	ug/L	1.0 ug/L

* Attach Laboratory Reports

PART III ANALYTICAL RESULTS

Facility GMS#: 87081

Test Site ID #: 19879

Sample Date/Time: 06/12/2014 09:55AM

Report Period: 2014 / 2
Year / Qtr

Well Name: MW-FL1

Classification of Groundwater: G-II

Groundwater Elevation (NGVD):

or (MSL): 49.64

Well Purged (Y/N): Y

Well Type:
( ) Background
( ) Detection
(X) Compliance
( ) Other

Storet Code	Parameter Monitored	Sampling Method	Field Filtered (Y/N)	Analysis Method	Analysis Date/Time	* Analysis Result/Units	Detection Limit/Units
34506	1,1,1-Trichloroethane	BP	N	8260B	06/23/2014 17:30	<1.0 U ug/L	1.0 ug/L
77443	1,2,3-Trichloropropane	BP	N	8260B	06/23/2014 17:30	<2.5 U ug/L	2.5 ug/L
34501	1,1-Dichloroethene	BP	N	8260B	06/23/2014 17:30	<1.0 U ug/L	1.0 ug/L
77562	1,1,1,2-Tetrachloroethane	BP	N	8260B	06/23/2014 17:30	<1.0 U ug/L	1.0 ug/L
34475	Tetrachloroethene	BP	N	8260B	06/23/2014 17:30	<1.0 U ug/L	1.0 ug/L
77128	Styrene	BP	N	8260B	06/23/2014 17:30	<1.0 U ug/L	1.0 ug/L
34010	Toluene	BP	N	8260B	06/23/2014 17:30	<1.0 U ug/L	1.0 ug/L
34423	Methylene Chloride	BP	N	8260B	06/23/2014 17:30	<2.0 U ug/L	2.0 ug/L
77596	Dibromomethane	BP	N	8260B	06/23/2014 17:30	<1.0 U ug/L	1.0 ug/L
32105	Dibromochloromethane	BP	N	8260B	06/23/2014 17:30	<1.0 U ug/L	1.0 ug/L
77424	Iodomethane	BP	N	8260B	06/23/2014 17:30	<1.0 U ug/L	1.0 ug/L
34371	Ethylbenzene	BP	N	8260B	06/23/2014 17:30	<1.0 U ug/L	1.0 ug/L
39175	Vinyl chloride	BP	N	8260B	06/23/2014 17:30	<1.0 U ug/L	1.0 ug/L
77057	Vinyl acetate	BP	N	8260B	06/23/2014 17:30	<3.0 U ug/L	3.0 ug/L
81551	Xylenes (total)	BP	N	8260B	06/23/2014 17:30	<2.0 U ug/L	2.0 ug/L
34488	Trichlorofluoromethane	BP	N	8260B	06/23/2014 17:30	<2.0 U ug/L	2.0 ug/L
34699	trans-1,3-Dichloropropene	BP	N	8260B	06/23/2014 17:30	<3.0 U ug/L	3.0 ug/L
34546	trans-1,2-Dichloroethene	BP	N	8260B	06/23/2014 17:30	<1.0 U ug/L	1.0 ug/L
39180	Trichloroethene	BP	N	8260B	06/23/2014 17:30	<1.0 U ug/L	1.0 ug/L
49263	trans-1,4-Dichloro-2-butene	BP	N	8260B	06/23/2014 17:30	<3.0 U ug/L	3.0 ug/L
32104	Bromoform	BP	N	8260B	06/23/2014 17:30	<1.0 U ug/L	1.0 ug/L
32101	Bromodichloromethane	BP	N	8260B	06/23/2014 17:30	<1.0 U ug/L	1.0 ug/L
77041	Carbon disulfide	BP	N	8260B	06/23/2014 17:30	<2.0 U ug/L	2.0 ug/L
34413	Bromomethane	BP	N	8260B	06/23/2014 17:30	<2.0 U ug/L	2.0 ug/L
73085	Bromochloromethane	BP	N	8260B	06/23/2014 17:30	<1.0 U ug/L	1.0 ug/L
81552	Acetone	BP	N	8260B	06/23/2014 17:30	<20 U ug/L	20 ug/L
81596	4-Methyl-2-pentanone (MIBK)	BP	N	8260B	06/23/2014 17:30	<5.0 U ug/L	5.0 ug/L
78124	Benzene	BP	N	8260B	06/23/2014 17:30	<1.0 U ug/L	1.0 ug/L
34215	Acrylonitrile	BP	N	8260B	06/23/2014 17:30	<20 U ug/L	20 ug/L
34418	Chloromethane	BP	N	8260B	06/23/2014 17:30	<2.0 U ug/L	2.0 ug/L
32106	Chloroform	BP	N	8260B	06/23/2014 17:30	<1.0 U ug/L	1.0 ug/L
77093	cis-1,2-Dichloroethene	BP	N	8260B	06/23/2014 17:30	<1.0 U ug/L	1.0 ug/L

* Attach Laboratory Reports

PART III ANALYTICAL RESULTS

Facility GMS#: 87081

Test Site ID #: 19879

Sample Date/Time: 06/12/2014 09:55AM

Report Period: 2014 / 2
Year / Qtr

Well Name: MW-FL1

Classification of Groundwater: G-II

Groundwater Elevation (NGVD):

or (MSL): 49.64

Well Purged (Y/N): Y

Well Type:
( ) Background
( ) Detection
(X) Compliance
( ) Other

Storet Code	Parameter Monitored	Sampling Method	Field Filtered (Y/N)	Analysis Method	Analysis Date/Time	* Analysis Result/Units		Detection Limit/Units
34704	cis-1,3-Dichloropropene	BP	N	8260B	06/23/2014 17:30	<1.0 U	ug/L	1.0 ug/L
32102	Carbon tetrachloride	BP	N	8260B	06/23/2014 17:30	<1.0 U	ug/L	1.0 ug/L
34311	Chloroethane	BP	N	8260B	06/23/2014 17:30	<2.0 U	ug/L	2.0 ug/L
34301	Chlorobenzene	BP	N	8260B	06/23/2014 17:30	<1.0 U	ug/L	1.0 ug/L
1519	Gross Alpha	BP	N	9310	06/24/2014 16:13	1.81	pCi/L	3.00 pCi/L
082545	Groundwater Elevation	BP	N	Field Sampling	06/12/2014 07:55	49.64	ft/msl	-
00010	Field Temperature	BP	N	Field Sampling	06/12/2014 07:55	23.7	Degrees C	-
82078	Field Turbidity	BP	N	Field Sampling	06/12/2014 07:55	7.78	NTU	-
000406	Field pH	BP	N	Field Sampling	06/12/2014 07:55	6.91	SU	-
000094	Field Conductivity	BP	N	Field Sampling	06/12/2014 07:55	325	umhos/cm	-
000299	Field Dissolved Oxygen	BP	N	Field Sampling	06/12/2014 07:55	0.3	mg/L	-
00080	Color	BP	N	SM 2120B	06/13/2014 23:00	<5.0 U	PCU	5.0 PCU
70300	Total Dissolved Solids	BP	N	SM 2540C	06/16/2014 09:54	180	mg/L	10 mg/L

* Attach Laboratory Reports

PART III ANALYTICAL RESULTS

Facility GMS#: 87081

Test Site ID #: 19881

Sample Date/Time: 06/12/2014 03:23PM

Report Period: 2014 / 2
Year / Qtr

Well Name: MW-FL3

Classification of Groundwater: G-II

Groundwater Elevation (NGVD):

or (MSL): 49.33

Well Purged (Y/N): Y

Well Type:
( ) Background
( ) Detection
(X) Compliance
( ) Other

Storet Code	Parameter Monitored	Sampling Method	Field Filtered (Y/N)	Analysis Method	Analysis Date/Time	* Analysis Result/Units		Detection Limit/Units
00620	Nitrate as N	BP	N	300.0	06/14/2014 03:50	<0.50 U	mg/L	0.50 mg/L
00940	Chloride	BP	N	300.0	06/14/2014 03:50	9.2	mg/L	3.0 mg/L
000610	Ammonia as N	BP	N	350.1	06/24/2014 17:00	0.025 I	mg/L	0.10 mg/L
001051	Lead	BP	N	6010B	06/21/2014 00:40	<9.0 U	ug/L	9.0 ug/L
001055	Manganese	BP	N	6010B	06/21/2014 00:40	43	ug/L	10 ug/L
001037	Cobalt	BP	N	6010B	06/21/2014 00:40	<10 U	ug/L	10 ug/L
001045	Iron	BP	N	6010B	06/21/2014 00:40	300	ug/L	100 ug/L
001067	Nickel	BP	N	6010B	06/21/2014 00:40	<40 U	ug/L	40 ug/L
001087	Vanadium	BP	N	6010B	06/21/2014 00:40	<10 U	ug/L	10 ug/L
001092	Zinc	BP	N	6010B	06/21/2014 00:40	13 I	ug/L	20 ug/L
000929	Sodium	BP	N	6010B	06/21/2014 00:40	5.6	mg/L	1.0 mg/L
001147	Selenium	BP	N	6010B	06/21/2014 00:40	<15 U	ug/L	15 ug/L
001077	Silver	BP	N	6010B	06/21/2014 00:40	<10 U	ug/L	10 ug/L
001105	Aluminum	BP	N	6010B	06/21/2014 00:40	120	ug/L	100 ug/L
001042	Copper	BP	N	6010B	06/21/2014 00:40	1.5 I	ug/L	15 ug/L
001007	Barium	BP	N	6010B	06/21/2014 00:40	26	ug/L	10 ug/L
001034	Chromium	BP	N	6010B	06/21/2014 00:40	<10 U	ug/L	10 ug/L
001027	Cadmium	BP	N	6010B	06/21/2014 00:40	<5.0 U J3	ug/L	5.0 ug/L
001097	Antimony	BP	N	6020	06/17/2014 02:50	<2.0 U	ug/L	2.0 ug/L
001059	Thallium	BP	N	6020	06/17/2014 02:50	0.060 I V	ug/L	1.0 ug/L
001002	Arsenic	BP	N	6020	06/17/2014 02:50	0.53 I	ug/L	5.0 ug/L
001012	Beryllium	BP	N	6020	06/17/2014 02:50	<1.0 U	ug/L	1.0 ug/L
71900	Mercury	BP	N	7470A	06/16/2014 18:04	<0.20 U	ug/L	0.20 ug/L
38437	1,2-Dibromo-3-Chloropropane	BP	N	8011	06/25/2014 19:58	<0.020 U	ug/L	0.020 ug/L
77651	1,2-Dibromoethane	BP	N	8011	06/25/2014 19:58	<0.020 U	ug/L	0.020 ug/L
34571	1,4-Dichlorobenzene	BP	N	8260B	06/23/2014 17:51	<1.0 U	ug/L	1.0 ug/L
81595	2-Butanone (MEK)	BP	N	8260B	06/23/2014 17:51	<6.0 U	ug/L	6.0 ug/L
34531	1,2-Dichloroethane	BP	N	8260B	06/23/2014 17:51	<1.0 U	ug/L	1.0 ug/L
34541	1,2-Dichloropropane	BP	N	8260B	06/23/2014 17:51	<1.0 U	ug/L	1.0 ug/L
81596	4-Methyl-2-pentanone (MIBK)	BP	N	8260B	06/23/2014 17:51	<5.0 U	ug/L	5.0 ug/L
81552	Acetone	BP	N	8260B	06/23/2014 17:51	3.5 I	ug/L	20 ug/L
77103	2-Hexanone	BP	N	8260B	06/23/2014 17:51	<5.0 U	ug/L	5.0 ug/L

* Attach Laboratory Reports

PART III ANALYTICAL RESULTS

Facility GMS#: 87081

Test Site ID #: 19881

Sample Date/Time: 06/12/2014 03:23PM

Report Period: 2014 / 2
Year / Qtr

Well Name: MW-FL3

Classification of Groundwater: G-II

Groundwater Elevation (NGVD):

or (MSL): 49.33

Well Purged (Y/N): Y

Well Type:
( ) Background
( ) Detection
(X) Compliance
( ) Other

Storet Code	Parameter Monitored	Sampling Method	Field Filtered (Y/N)	Analysis Method	Analysis Date/Time	* Analysis Result/Units	Detection Limit/Units
34516	1,1,2,2-Tetrachloroethane	BP	N	8260B	06/23/2014 17:51	<1.0 U ug/L	1.0 ug/L
34511	1,1,2-Trichloroethane	BP	N	8260B	06/23/2014 17:51	<1.0 U ug/L	1.0 ug/L
77562	1,1,1,2-Tetrachloroethane	BP	N	8260B	06/23/2014 17:51	<1.0 U ug/L	1.0 ug/L
34506	1,1,1-Trichloroethane	BP	N	8260B	06/23/2014 17:51	<1.0 U ug/L	1.0 ug/L
77443	1,2,3-Trichloropropane	BP	N	8260B	06/23/2014 17:51	<2.5 U ug/L	2.5 ug/L
34536	1,2-Dichlorobenzene	BP	N	8260B	06/23/2014 17:51	<1.0 U ug/L	1.0 ug/L
34496	1,1-Dichloroethane	BP	N	8260B	06/23/2014 17:51	<1.0 U ug/L	1.0 ug/L
34501	1,1-Dichloroethene	BP	N	8260B	06/23/2014 17:51	<1.0 U ug/L	1.0 ug/L
77093	cis-1,2-Dichloroethene	BP	N	8260B	06/23/2014 17:51	<1.0 U ug/L	1.0 ug/L
34704	cis-1,3-Dichloropropene	BP	N	8260B	06/23/2014 17:51	<1.0 U ug/L	1.0 ug/L
32106	Chloroform	BP	N	8260B	06/23/2014 17:51	<1.0 U ug/L	1.0 ug/L
34418	Chloromethane	BP	N	8260B	06/23/2014 17:51	<2.0 U ug/L	2.0 ug/L
39175	Vinyl chloride	BP	N	8260B	06/23/2014 17:51	<1.0 U ug/L	1.0 ug/L
77057	Vinyl acetate	BP	N	8260B	06/23/2014 17:51	<3.0 U ug/L	3.0 ug/L
32105	Dibromochloromethane	BP	N	8260B	06/23/2014 17:51	<1.0 U ug/L	1.0 ug/L
81551	Xylenes (total)	BP	N	8260B	06/23/2014 17:51	<2.0 U ug/L	2.0 ug/L
34301	Chlorobenzene	BP	N	8260B	06/23/2014 17:51	<1.0 U ug/L	1.0 ug/L
73085	Bromochloromethane	BP	N	8260B	06/23/2014 17:51	<1.0 U ug/L	1.0 ug/L
32101	Bromodichloromethane	BP	N	8260B	06/23/2014 17:51	<1.0 U ug/L	1.0 ug/L
34215	Acrylonitrile	BP	N	8260B	06/23/2014 17:51	<20 U ug/L	20 ug/L
78124	Benzene	BP	N	8260B	06/23/2014 17:51	<1.0 U ug/L	1.0 ug/L
77041	Carbon disulfide	BP	N	8260B	06/23/2014 17:51	<2.0 U ug/L	2.0 ug/L
32102	Carbon tetrachloride	BP	N	8260B	06/23/2014 17:51	<1.0 U ug/L	1.0 ug/L
32104	Bromoform	BP	N	8260B	06/23/2014 17:51	<1.0 U ug/L	1.0 ug/L
34413	Bromomethane	BP	N	8260B	06/23/2014 17:51	<2.0 U ug/L	2.0 ug/L
77424	Iodomethane	BP	N	8260B	06/23/2014 17:51	<1.0 U ug/L	1.0 ug/L
34423	Methylene Chloride	BP	N	8260B	06/23/2014 17:51	<2.0 U ug/L	2.0 ug/L
77128	Styrene	BP	N	8260B	06/23/2014 17:51	<1.0 U ug/L	1.0 ug/L
34311	Chloroethane	BP	N	8260B	06/23/2014 17:51	<2.0 U ug/L	2.0 ug/L
77596	Dibromomethane	BP	N	8260B	06/23/2014 17:51	<1.0 U ug/L	1.0 ug/L
34371	Ethylbenzene	BP	N	8260B	06/23/2014 17:51	<1.0 U ug/L	1.0 ug/L
34475	Tetrachloroethene	BP	N	8260B	06/23/2014 17:51	<1.0 U ug/L	1.0 ug/L

* Attach Laboratory Reports

PART III ANALYTICAL RESULTS

Facility GMS#: 87081

Test Site ID #: 19881

Sample Date/Time: 06/12/2014 03:23PM

Report Period: 2014 / 2
Year / Qtr

Well Name: MW-FL3

Classification of Groundwater: G-II

Groundwater Elevation (NGVD):

or (MSL): 49.33

Well Purged (Y/N): Y

Well Type:
( ) Background
( ) Detection
(X) Compliance
( ) Other

Storet Code	Parameter Monitored	Sampling Method	Field Filtered (Y/N)	Analysis Method	Analysis Date/Time	* Analysis Result/Units		Detection Limit/Units
34699	trans-1,3-Dichloropropene	BP	N	8260B	06/23/2014 17:51	<3.0 U	ug/L	3.0 ug/L
39180	Trichloroethene	BP	N	8260B	06/23/2014 17:51	<1.0 U	ug/L	1.0 ug/L
49263	trans-1,4-Dichloro-2-butene	BP	N	8260B	06/23/2014 17:51	<3.0 U	ug/L	3.0 ug/L
34010	Toluene	BP	N	8260B	06/23/2014 17:51	<1.0 U	ug/L	1.0 ug/L
34546	trans-1,2-Dichloroethene	BP	N	8260B	06/23/2014 17:51	<1.0 U	ug/L	1.0 ug/L
34488	Trichlorofluoromethane	BP	N	8260B	06/23/2014 17:51	<2.0 U	ug/L	2.0 ug/L
1519	Gross Alpha	BP	N	9310	06/24/2014 16:13	3.74	pCi/L	3.00 pCi/L
000406	Field pH	BP	N	Field Sampling	06/12/2014 13:23	7.23	SU	-
000299	Field Dissolved Oxygen	BP	N	Field Sampling	06/12/2014 13:23	0.0	mg/L	-
000094	Field Conductivity	BP	N	Field Sampling	06/12/2014 13:23	250	umhos/cm	-
082545	Groundwater Elevation	BP	N	Field Sampling	06/12/2014 13:23	49.33	ft/msl	-
82078	Field Turbidity	BP	N	Field Sampling	06/12/2014 13:23	7.79	NTU	-
00010	Field Temperature	BP	N	Field Sampling	06/12/2014 13:23	23.4	Degrees C	-
00080	Color	BP	N	SM 2120B	06/13/2014 23:00	<5.0 U	PCU	5.0 PCU
70300	Total Dissolved Solids	BP	N	SM 2540C	06/16/2014 09:54	150	mg/L	10 mg/L

* Attach Laboratory Reports

PART III ANALYTICAL RESULTS

Facility GMS#: 87081

Test Site ID #:

Sample Date/Time: 06/12/2014 09:55AM

Report Period: 2014 / 2
Year / Qtr

Well Name: TRIP BLANK

Classification of Groundwater: G-II

Groundwater Elevation (NGVD):

or (MSL):

Well Purged (Y/N): N

Well Type:
( ) Background
( ) Detection
( ) Compliance
(X) Other

Storet Code	Parameter Monitored	Sampling Method	Field Filtered (Y/N)	Analysis Method	Analysis Date/Time	* Analysis Result/Units	Detection Limit/Units
77128	Styrene	Z	N	8260B	06/23/2014 18:12	<1.0 U ug/L	1.0 ug/L
77596	Dibromomethane	Z	N	8260B	06/23/2014 18:12	<1.0 U ug/L	1.0 ug/L
34475	Tetrachloroethene	Z	N	8260B	06/23/2014 18:12	<1.0 U ug/L	1.0 ug/L
77424	Iodomethane	Z	N	8260B	06/23/2014 18:12	<1.0 U ug/L	1.0 ug/L
34371	Ethylbenzene	Z	N	8260B	06/23/2014 18:12	<1.0 U ug/L	1.0 ug/L
77057	Vinyl acetate	Z	N	8260B	06/23/2014 18:12	<3.0 U ug/L	3.0 ug/L
34423	Methylene Chloride	Z	N	8260B	06/23/2014 18:12	<2.0 U ug/L	2.0 ug/L
81551	Xylenes (total)	Z	N	8260B	06/23/2014 18:12	<2.0 U ug/L	2.0 ug/L
39175	Vinyl chloride	Z	N	8260B	06/23/2014 18:12	<1.0 U ug/L	1.0 ug/L
39180	Trichloroethene	Z	N	8260B	06/23/2014 18:12	<1.0 U ug/L	1.0 ug/L
34488	Trichlorofluoromethane	Z	N	8260B	06/23/2014 18:12	<2.0 U ug/L	2.0 ug/L
34546	trans-1,2-Dichloroethene	Z	N	8260B	06/23/2014 18:12	<1.0 U ug/L	1.0 ug/L
34010	Toluene	Z	N	8260B	06/23/2014 18:12	<1.0 U ug/L	1.0 ug/L
49263	trans-1,4-Dichloro-2-butene	Z	N	8260B	06/23/2014 18:12	<3.0 U ug/L	3.0 ug/L
34699	trans-1,3-Dichloropropene	Z	N	8260B	06/23/2014 18:12	<3.0 U ug/L	3.0 ug/L
34704	cis-1,3-Dichloropropene	Z	N	8260B	06/23/2014 18:12	<1.0 U ug/L	1.0 ug/L
32105	Dibromochloromethane	Z	N	8260B	06/23/2014 18:12	<1.0 U ug/L	1.0 ug/L
34418	Chloromethane	Z	N	8260B	06/23/2014 18:12	<2.0 U ug/L	2.0 ug/L
77093	cis-1,2-Dichloroethene	Z	N	8260B	06/23/2014 18:12	<1.0 U ug/L	1.0 ug/L
34215	Acrylonitrile	Z	N	8260B	06/23/2014 18:12	<20 U ug/L	20 ug/L
81552	Acetone	Z	N	8260B	06/23/2014 18:12	9.7 I ug/L	20 ug/L
78124	Benzene	Z	N	8260B	06/23/2014 18:12	<1.0 U ug/L	1.0 ug/L
34413	Bromomethane	Z	N	8260B	06/23/2014 18:12	<2.0 U ug/L	2.0 ug/L
77041	Carbon disulfide	Z	N	8260B	06/23/2014 18:12	<2.0 U ug/L	2.0 ug/L
32101	Bromodichloromethane	Z	N	8260B	06/23/2014 18:12	<1.0 U ug/L	1.0 ug/L
32104	Bromoform	Z	N	8260B	06/23/2014 18:12	<1.0 U ug/L	1.0 ug/L
34311	Chloroethane	Z	N	8260B	06/23/2014 18:12	<2.0 U ug/L	2.0 ug/L
32106	Chloroform	Z	N	8260B	06/23/2014 18:12	<1.0 U ug/L	1.0 ug/L
32102	Carbon tetrachloride	Z	N	8260B	06/23/2014 18:12	<1.0 U ug/L	1.0 ug/L
34301	Chlorobenzene	Z	N	8260B	06/23/2014 18:12	<1.0 U ug/L	1.0 ug/L
81596	4-Methyl-2-pentanone (MIBK)	Z	N	8260B	06/23/2014 18:12	<5.0 U ug/L	5.0 ug/L
34501	1,1-Dichloroethene	Z	N	8260B	06/23/2014 18:12	<1.0 U ug/L	1.0 ug/L

* Attach Laboratory Reports

PART III ANALYTICAL RESULTS

Facility GMS#: 87081

Test Site ID #:

Sample Date/Time: 06/12/2014 09:55AM

Report Period: 2014 / 2
Year / Qtr

Well Name: TRIP BLANK

Classification of Groundwater: G-II

Groundwater Elevation (NGVD):

or (MSL):

Well Purged (Y/N): N

Well Type:
( ) Background
( ) Detection
( ) Compliance
(X) Other

Storet Code	Parameter Monitored	Sampling Method	Field Filtered (Y/N)	Analysis Method	Analysis Date/Time	* Analysis Result/Units	Detection Limit/Units
34496	1,1-Dichloroethane	Z	N	8260B	06/23/2014 18:12	<1.0 U ug/L	1.0 ug/L
73085	Bromochloromethane	Z	N	8260B	06/23/2014 18:12	<1.0 U ug/L	1.0 ug/L
77443	1,2,3-Trichloropropane	Z	N	8260B	06/23/2014 18:12	<2.5 U ug/L	2.5 ug/L
34506	1,1,1-Trichloroethane	Z	N	8260B	06/23/2014 18:12	<1.0 U ug/L	1.0 ug/L
77562	1,1,1,2-Tetrachloroethane	Z	N	8260B	06/23/2014 18:12	<1.0 U ug/L	1.0 ug/L
34511	1,1,2-Trichloroethane	Z	N	8260B	06/23/2014 18:12	<1.0 U ug/L	1.0 ug/L
34516	1,1,2,2-Tetrachloroethane	Z	N	8260B	06/23/2014 18:12	<1.0 U ug/L	1.0 ug/L
77103	2-Hexanone	Z	N	8260B	06/23/2014 18:12	<5.0 U ug/L	5.0 ug/L
81595	2-Butanone (MEK)	Z	N	8260B	06/23/2014 18:12	<6.0 U ug/L	6.0 ug/L
34536	1,2-Dichlorobenzene	Z	N	8260B	06/23/2014 18:12	<1.0 U ug/L	1.0 ug/L
34531	1,2-Dichloroethane	Z	N	8260B	06/23/2014 18:12	<1.0 U ug/L	1.0 ug/L
34571	1,4-Dichlorobenzene	Z	N	8260B	06/23/2014 18:12	<1.0 U ug/L	1.0 ug/L
34541	1,2-Dichloropropane	Z	N	8260B	06/23/2014 18:12	<1.0 U ug/L	1.0 ug/L

* Attach Laboratory Reports

PART III ANALYTICAL RESULTS

Facility GMS#: 87081

Test Site ID #: 19336

Sample Date/Time: 06/12/2014 02:41PM

Report Period: 2014 / 2
Year / Qtr

Well Name: MW-1B

Classification of Groundwater: G-II

Groundwater Elevation (NGVD):

or (MSL): 52.54

Well Purged (Y/N): Y

Well Type:
(X) Background
( ) Detection
( ) Compliance
( ) Other

Storet Code	Parameter Monitored	Sampling Method	Field Filtered (Y/N)	Analysis Method	Analysis Date/Time	* Analysis Result/Units		Detection Limit/Units	
00620	Nitrate as N	BP	N	300.0	06/14/2014 04:10	0.19 I	mg/L	0.50	mg/L
00940	Chloride	BP	N	300.0	06/14/2014 04:10	6.1	mg/L	3.0	mg/L
000610	Ammonia as N	BP	N	350.1	06/24/2014 17:02	<0.10 U	mg/L	0.10	mg/L
001067	Nickel	BP	N	6010B	06/21/2014 00:42	1.4 I	ug/L	40	ug/L
001147	Selenium	BP	N	6010B	06/21/2014 00:42	<15 U	ug/L	15	ug/L
001051	Lead	BP	N	6010B	06/21/2014 00:42	<9.0 U	ug/L	9.0	ug/L
001055	Manganese	BP	N	6010B	06/21/2014 00:42	0.64 I	ug/L	10	ug/L
001087	Vanadium	BP	N	6010B	06/21/2014 00:42	<10 U	ug/L	10	ug/L
001092	Zinc	BP	N	6010B	06/21/2014 00:42	<20 U	ug/L	20	ug/L
001077	Silver	BP	N	6010B	06/21/2014 00:42	0.95 I	ug/L	10	ug/L
000929	Sodium	BP	N	6010B	06/21/2014 00:42	5.3	mg/L	1.0	mg/L
001045	Iron	BP	N	6010B	06/21/2014 00:42	<100 U	ug/L	100	ug/L
001027	Cadmium	BP	N	6010B	06/21/2014 00:42	<5.0 U J3	ug/L	5.0	ug/L
001007	Barium	BP	N	6010B	06/21/2014 00:42	8.4 I	ug/L	10	ug/L
001105	Aluminum	BP	N	6010B	06/21/2014 00:42	30 I	ug/L	100	ug/L
001042	Copper	BP	N	6010B	06/21/2014 00:42	1.6 I	ug/L	15	ug/L
001037	Cobalt	BP	N	6010B	06/21/2014 00:42	<10 U	ug/L	10	ug/L
001034	Chromium	BP	N	6010B	06/21/2014 00:42	<10 U	ug/L	10	ug/L
001002	Arsenic	BP	N	6020	06/17/2014 02:54	3.1 I	ug/L	5.0	ug/L
001097	Antimony	BP	N	6020	06/17/2014 02:54	<2.0 U	ug/L	2.0	ug/L
001012	Beryllium	BP	N	6020	06/17/2014 02:54	<1.0 U	ug/L	1.0	ug/L
001059	Thallium	BP	N	6020	06/17/2014 02:54	<1.0 U	ug/L	1.0	ug/L
71900	Mercury	BP	N	7470A	06/16/2014 18:06	<0.20 U	ug/L	0.20	ug/L
38437	1,2-Dibromo-3-Chloropropane	BP	N	8011	06/25/2014 20:17	<0.020 U	ug/L	0.020	ug/L
77651	1,2-Dibromoethane	BP	N	8011	06/25/2014 20:17	<0.020 U	ug/L	0.020	ug/L
34311	Chloroethane	BP	N	8260B	06/23/2014 18:34	<2.0 U	ug/L	2.0	ug/L
32106	Chloroform	BP	N	8260B	06/23/2014 18:34	<1.0 U	ug/L	1.0	ug/L
32102	Carbon tetrachloride	BP	N	8260B	06/23/2014 18:34	<1.0 U	ug/L	1.0	ug/L
34301	Chlorobenzene	BP	N	8260B	06/23/2014 18:34	<1.0 U	ug/L	1.0	ug/L
34704	cis-1,3-Dichloropropene	BP	N	8260B	06/23/2014 18:34	<1.0 U	ug/L	1.0	ug/L
32105	Dibromochloromethane	BP	N	8260B	06/23/2014 18:34	<1.0 U	ug/L	1.0	ug/L
34418	Chloromethane	BP	N	8260B	06/23/2014 18:34	<2.0 U	ug/L	2.0	ug/L

* Attach Laboratory Reports

PART III ANALYTICAL RESULTS

Facility GMS#: 87081

Test Site ID #: 19336

Sample Date/Time: 06/12/2014 02:41PM

Report Period: 2014 / 2
Year / Qtr

Well Name: MW-1B

Classification of Groundwater: G-II

Groundwater Elevation (NGVD):

or (MSL): 52.54

Well Purged (Y/N): Y

Well Type:
(X) Background
( ) Detection
( ) Compliance
( ) Other

Storet Code	Parameter Monitored	Sampling Method	Field Filtered (Y/N)	Analysis Method	Analysis Date/Time	* Analysis Result/Units	Detection Limit/Units
77093	cis-1,2-Dichloroethene	BP	N	8260B	06/23/2014 18:34	<1.0 U ug/L	1.0 ug/L
77041	Carbon disulfide	BP	N	8260B	06/23/2014 18:34	<2.0 U ug/L	2.0 ug/L
34215	Acrylonitrile	BP	N	8260B	06/23/2014 18:34	<20 U ug/L	20 ug/L
78124	Benzene	BP	N	8260B	06/23/2014 18:34	<1.0 U ug/L	1.0 ug/L
77103	2-Hexanone	BP	N	8260B	06/23/2014 18:34	<5.0 U ug/L	5.0 ug/L
81552	Acetone	BP	N	8260B	06/23/2014 18:34	3.5 I ug/L	20 ug/L
32104	Bromoform	BP	N	8260B	06/23/2014 18:34	<1.0 U ug/L	1.0 ug/L
34413	Bromomethane	BP	N	8260B	06/23/2014 18:34	<2.0 U ug/L	2.0 ug/L
73085	Bromochloromethane	BP	N	8260B	06/23/2014 18:34	<1.0 U ug/L	1.0 ug/L
32101	Bromodichloromethane	BP	N	8260B	06/23/2014 18:34	<1.0 U ug/L	1.0 ug/L
49263	trans-1,4-Dichloro-2-butene	BP	N	8260B	06/23/2014 18:34	<3.0 U ug/L	3.0 ug/L
39180	Trichloroethene	BP	N	8260B	06/23/2014 18:34	<1.0 U ug/L	1.0 ug/L
34546	trans-1,2-Dichloroethene	BP	N	8260B	06/23/2014 18:34	<1.0 U ug/L	1.0 ug/L
34699	trans-1,3-Dichloropropene	BP	N	8260B	06/23/2014 18:34	<3.0 U ug/L	3.0 ug/L
39175	Vinyl chloride	BP	N	8260B	06/23/2014 18:34	<1.0 U ug/L	1.0 ug/L
81551	Xylenes (total)	BP	N	8260B	06/23/2014 18:34	<2.0 U ug/L	2.0 ug/L
34488	Trichlorofluoromethane	BP	N	8260B	06/23/2014 18:34	<2.0 U ug/L	2.0 ug/L
77057	Vinyl acetate	BP	N	8260B	06/23/2014 18:34	<3.0 U ug/L	3.0 ug/L
34010	Toluene	BP	N	8260B	06/23/2014 18:34	<1.0 U ug/L	1.0 ug/L
34371	Ethylbenzene	BP	N	8260B	06/23/2014 18:34	<1.0 U ug/L	1.0 ug/L
77424	Iodomethane	BP	N	8260B	06/23/2014 18:34	<1.0 U ug/L	1.0 ug/L
77596	Dibromomethane	BP	N	8260B	06/23/2014 18:34	<1.0 U ug/L	1.0 ug/L
34475	Tetrachloroethene	BP	N	8260B	06/23/2014 18:34	<1.0 U ug/L	1.0 ug/L
34423	Methylene Chloride	BP	N	8260B	06/23/2014 18:34	<2.0 U ug/L	2.0 ug/L
77128	Styrene	BP	N	8260B	06/23/2014 18:34	<1.0 U ug/L	1.0 ug/L
81595	2-Butanone (MEK)	BP	N	8260B	06/23/2014 18:34	<6.0 U ug/L	6.0 ug/L
77443	1,2,3-Trichloropropane	BP	N	8260B	06/23/2014 18:34	<2.5 U ug/L	2.5 ug/L
34496	1,1-Dichloroethane	BP	N	8260B	06/23/2014 18:34	<1.0 U ug/L	1.0 ug/L
34501	1,1-Dichloroethene	BP	N	8260B	06/23/2014 18:34	<1.0 U ug/L	1.0 ug/L
34541	1,2-Dichloropropane	BP	N	8260B	06/23/2014 18:34	<1.0 U ug/L	1.0 ug/L
34571	1,4-Dichlorobenzene	BP	N	8260B	06/23/2014 18:34	<1.0 U ug/L	1.0 ug/L
34531	1,2-Dichloroethane	BP	N	8260B	06/23/2014 18:34	<1.0 U ug/L	1.0 ug/L

* Attach Laboratory Reports

PART III ANALYTICAL RESULTS

Facility GMS#: 87081

Test Site ID #: 19336

Sample Date/Time: 06/12/2014 02:41PM

Report Period: 2014 / 2
Year / Qtr

Well Name: MW-1B

Classification of Groundwater: G-II

Groundwater Elevation (NGVD):

or (MSL): 52.54

Well Purged (Y/N): Y

Well Type:
(X) Background
( ) Detection
( ) Compliance
( ) Other

Storet Code	Parameter Monitored	Sampling Method	Field Filtered (Y/N)	Analysis Method	Analysis Date/Time	* Analysis Result/Units		Detection Limit/Units
77562	1,1,1,2-Tetrachloroethane	BP	N	8260B	06/23/2014 18:34	<1.0 U	ug/L	1.0 ug/L
34536	1,2-Dichlorobenzene	BP	N	8260B	06/23/2014 18:34	<1.0 U	ug/L	1.0 ug/L
81596	4-Methyl-2-pentanone (MIBK)	BP	N	8260B	06/23/2014 18:34	<5.0 U	ug/L	5.0 ug/L
34511	1,1,2-Trichloroethane	BP	N	8260B	06/23/2014 18:34	<1.0 U	ug/L	1.0 ug/L
34516	1,1,2,2-Tetrachloroethane	BP	N	8260B	06/23/2014 18:34	<1.0 U	ug/L	1.0 ug/L
34506	1,1,1-Trichloroethane	BP	N	8260B	06/23/2014 18:34	<1.0 U	ug/L	1.0 ug/L
1519	Gross Alpha	BP	N	9310	06/24/2014 16:13	3.09	pCi/L	3.00 pCi/L
082545	Groundwater Elevation	BP	N	Field Sampling	06/12/2014 12:41	52.54	ft/msl	-
000406	Field pH	BP	N	Field Sampling	06/12/2014 12:41	7.63	SU	-
00010	Field Temperature	BP	N	Field Sampling	06/12/2014 12:41	23.1	Degrees C	-
82078	Field Turbidity	BP	N	Field Sampling	06/12/2014 12:41	2.06	NTU	-
000299	Field Dissolved Oxygen	BP	N	Field Sampling	06/12/2014 12:41	0.0	mg/L	-
000094	Field Conductivity	BP	N	Field Sampling	06/12/2014 12:41	174	umhos/cm	-
00080	Color	BP	N	SM 2120B	06/13/2014 23:00	<5.0 U	PCU	5.0 PCU
70300	Total Dissolved Solids	BP	N	SM 2540C	06/16/2014 09:54	96	mg/L	10 mg/L

* Attach Laboratory Reports

PART III ANALYTICAL RESULTS

Facility GMS#: 87081

Test Site ID #:

Sample Date/Time: 06/13/2014 11:55AM

Report Period: 2014 / 2
Year / Qtr

Well Name: Equipment Blank

Classification of Groundwater: G-II

Groundwater Elevation (NGVD):

or (MSL):

Well Purged (Y/N): N

Well Type:
( ) Background
( ) Detection
( ) Compliance
(X) Other

Storet Code	Parameter Monitored	Sampling Method	Field Filtered (Y/N)	Analysis Method	Analysis Date/Time	* Analysis Result/Units		Detection Limit/Units
00940	Chloride	Z	N	300.0	06/14/2014 15:25	0.33 I	mg/L	3.0 mg/L
00620	Nitrate as N	Z	N	300.0	06/14/2014 15:25	<0.50 U	mg/L	0.50 mg/L
000610	Ammonia as N	Z	N	350.1	06/24/2014 17:04	<0.10 U	mg/L	0.10 mg/L
001051	Lead	Z	N	6010B	06/20/2014 19:06	<9.0 U	ug/L	9.0 ug/L
001055	Manganese	Z	N	6010B	06/20/2014 19:06	<10 U	ug/L	10 ug/L
001045	Iron	Z	N	6010B	06/20/2014 19:06	<100 U	ug/L	100 ug/L
001037	Cobalt	Z	N	6010B	06/20/2014 19:06	<10 U	ug/L	10 ug/L
001042	Copper	Z	N	6010B	06/20/2014 19:06	<15 U	ug/L	15 ug/L
001087	Vanadium	Z	N	6010B	06/20/2014 19:06	<10 U	ug/L	10 ug/L
001092	Zinc	Z	N	6010B	06/20/2014 19:06	<20 U	ug/L	20 ug/L
000929	Sodium	Z	N	6010B	06/20/2014 19:06	0.14 I	mg/L	1.0 mg/L
001067	Nickel	Z	N	6010B	06/20/2014 19:06	<40 U	ug/L	40 ug/L
001077	Silver	Z	N	6010B	06/20/2014 19:06	<10 U	ug/L	10 ug/L
001034	Chromium	Z	N	6010B	06/20/2014 19:06	<10 U	ug/L	10 ug/L
001105	Aluminum	Z	N	6010B	06/20/2014 19:06	<100 U	ug/L	100 ug/L
001147	Selenium	Z	N	6010B	06/20/2014 19:06	<15 U	ug/L	15 ug/L
001027	Cadmium	Z	N	6010B	06/20/2014 19:06	<5.0 U J3	ug/L	5.0 ug/L
001007	Barium	Z	N	6010B	06/20/2014 19:06	<10 U	ug/L	10 ug/L
001002	Arsenic	Z	N	6020	06/18/2014 03:13	<5.0 U	ug/L	5.0 ug/L
001097	Antimony	Z	N	6020	06/18/2014 03:13	<2.0 U	ug/L	2.0 ug/L
001012	Beryllium	Z	N	6020	06/18/2014 03:13	<1.0 U	ug/L	1.0 ug/L
001059	Thallium	Z	N	6020	06/18/2014 03:13	<1.0 U	ug/L	1.0 ug/L
71900	Mercury	Z	N	7470A	06/18/2014 16:04	<0.20 U	ug/L	0.20 ug/L
000406	Field pH	Z	N	Field Sampling	06/13/2014 09:55	6.93	SU	-
00010	Field Temperature	Z	N	Field Sampling	06/13/2014 09:55	25.3	Degrees C	-
82078	Field Turbidity	Z	N	Field Sampling	06/13/2014 09:55	0.00	NTU	-
000299	Field Dissolved Oxygen	Z	N	Field Sampling	06/13/2014 09:55	1.0	mg/L	-
000094	Field Conductivity	Z	N	Field Sampling	06/13/2014 09:55	3	umhos/cm	-
00080	Color	Z	N	SM 2120B	06/14/2014 14:37	<5.0 U	PCU	5.0 PCU
70300	Total Dissolved Solids	Z	N	SM 2540C	06/16/2014 11:15	<10 U	mg/L	10 mg/L

* Attach Laboratory Reports

PART III ANALYTICAL RESULTS

Facility GMS#: 87081

Test Site ID #: 19345

Sample Date/Time: 06/13/2014 11:35AM

Report Period: 2014 / 2
Year / Qtr

Well Name: MW-6AR

Classification of Groundwater: G-II

Groundwater Elevation (NGVD):

or (MSL): 50.43

Well Purged (Y/N): Y

Well Type:
(X) Background
( ) Detection
( ) Compliance
( ) Other

Storet Code	Parameter Monitored	Sampling Method	Field Filtered (Y/N)	Analysis Method	Analysis Date/Time	* Analysis Result/Units		Detection Limit/Units
00620	Nitrate as N	BP	N	300.0	06/15/2014 10:33	14 Q	mg/L	2.5 mg/L
00940	Chloride	BP	N	300.0	06/14/2014 15:41	22	mg/L	3.0 mg/L
000610	Ammonia as N	BP	N	350.1	06/24/2014 17:10	0.023 I	mg/L	0.10 mg/L
001045	Iron	BP	N	6010B	06/20/2014 19:09	55 I	ug/L	100 ug/L
001051	Lead	BP	N	6010B	06/20/2014 19:09	<9.0 U	ug/L	9.0 ug/L
001055	Manganese	BP	N	6010B	06/20/2014 19:09	7.2 I	ug/L	10 ug/L
001037	Cobalt	BP	N	6010B	06/20/2014 19:09	<10 U	ug/L	10 ug/L
001042	Copper	BP	N	6010B	06/20/2014 19:09	2.8 I	ug/L	15 ug/L
001067	Nickel	BP	N	6010B	06/20/2014 19:09	1.6 I	ug/L	40 ug/L
000929	Sodium	BP	N	6010B	06/20/2014 19:09	12	mg/L	1.0 mg/L
001087	Vanadium	BP	N	6010B	06/20/2014 19:09	<10 U	ug/L	10 ug/L
001147	Selenium	BP	N	6010B	06/20/2014 19:09	<15 U	ug/L	15 ug/L
001077	Silver	BP	N	6010B	06/20/2014 19:09	<10 U	ug/L	10 ug/L
001034	Chromium	BP	N	6010B	06/20/2014 19:09	1.1 I	ug/L	10 ug/L
001105	Aluminum	BP	N	6010B	06/20/2014 19:09	120	ug/L	100 ug/L
001092	Zinc	BP	N	6010B	06/20/2014 19:09	<20 U	ug/L	20 ug/L
001027	Cadmium	BP	N	6010B	06/20/2014 19:09	<5.0 U J3	ug/L	5.0 ug/L
001007	Barium	BP	N	6010B	06/20/2014 19:09	25	ug/L	10 ug/L
001002	Arsenic	BP	N	6020	06/18/2014 03:17	<5.0 U	ug/L	5.0 ug/L
001097	Antimony	BP	N	6020	06/18/2014 03:17	<2.0 U	ug/L	2.0 ug/L
001059	Thallium	BP	N	6020	06/18/2014 03:17	0.052 I	ug/L	1.0 ug/L
001012	Beryllium	BP	N	6020	06/18/2014 03:17	<1.0 U	ug/L	1.0 ug/L
71900	Mercury	BP	N	7470A	06/18/2014 16:07	<0.20 U	ug/L	0.20 ug/L
38437	1,2-Dibromo-3-Chloropropane	BP	N	8011	06/25/2014 20:54	<0.020 U	ug/L	0.020 ug/L
77651	1,2-Dibromoethane	BP	N	8011	06/25/2014 20:54	<0.020 U	ug/L	0.020 ug/L
32104	Bromoform	BP	N	8260B	06/23/2014 18:55	<1.0 U	ug/L	1.0 ug/L
34413	Bromomethane	BP	N	8260B	06/23/2014 18:55	<2.0 U	ug/L	2.0 ug/L
73085	Bromochloromethane	BP	N	8260B	06/23/2014 18:55	<1.0 U	ug/L	1.0 ug/L
34215	Acrylonitrile	BP	N	8260B	06/23/2014 18:55	<20 U	ug/L	20 ug/L
78124	Benzene	BP	N	8260B	06/23/2014 18:55	<1.0 U	ug/L	1.0 ug/L
34311	Chloroethane	BP	N	8260B	06/23/2014 18:55	<2.0 U	ug/L	2.0 ug/L
32106	Chloroform	BP	N	8260B	06/23/2014 18:55	<1.0 U	ug/L	1.0 ug/L

* Attach Laboratory Reports

PART III ANALYTICAL RESULTS

Facility GMS#: 87081

Test Site ID #: 19345

Sample Date/Time: 06/13/2014 11:35AM

Report Period: 2014 / 2
Year / Qtr

Well Name: MW-6AR

Classification of Groundwater: G-II

Groundwater Elevation (NGVD):

or (MSL): 50.43

Well Purged (Y/N): Y

Well Type:
(X) Background
( ) Detection
( ) Compliance
( ) Other

Storet Code	Parameter Monitored	Sampling Method	Field Filtered (Y/N)	Analysis Method	Analysis Date/Time	* Analysis Result/Units	Detection Limit/Units
34301	Chlorobenzene	BP	N	8260B	06/23/2014 18:55	<1.0 U ug/L	1.0 ug/L
77041	Carbon disulfide	BP	N	8260B	06/23/2014 18:55	<2.0 U ug/L	2.0 ug/L
32102	Carbon tetrachloride	BP	N	8260B	06/23/2014 18:55	<1.0 U ug/L	1.0 ug/L
34541	1,2-Dichloropropane	BP	N	8260B	06/23/2014 18:55	<1.0 U ug/L	1.0 ug/L
34571	1,4-Dichlorobenzene	BP	N	8260B	06/23/2014 18:55	<1.0 U ug/L	1.0 ug/L
34531	1,2-Dichloroethane	BP	N	8260B	06/23/2014 18:55	<1.0 U ug/L	1.0 ug/L
34536	1,2-Dichlorobenzene	BP	N	8260B	06/23/2014 18:55	<1.0 U ug/L	1.0 ug/L
81596	4-Methyl-2-pentanone (MIBK)	BP	N	8260B	06/23/2014 18:55	<5.0 U ug/L	5.0 ug/L
81552	Acetone	BP	N	8260B	06/23/2014 18:55	5.6 I ug/L	20 ug/L
81595	2-Butanone (MEK)	BP	N	8260B	06/23/2014 18:55	<6.0 U ug/L	6.0 ug/L
77103	2-Hexanone	BP	N	8260B	06/23/2014 18:55	<5.0 U ug/L	5.0 ug/L
34418	Chloromethane	BP	N	8260B	06/23/2014 18:55	<2.0 U ug/L	2.0 ug/L
34699	trans-1,3-Dichloropropene	BP	N	8260B	06/23/2014 18:55	<3.0 U ug/L	3.0 ug/L
49263	trans-1,4-Dichloro-2-butene	BP	N	8260B	06/23/2014 18:55	<3.0 U ug/L	3.0 ug/L
34546	trans-1,2-Dichloroethene	BP	N	8260B	06/23/2014 18:55	<1.0 U ug/L	1.0 ug/L
34010	Toluene	BP	N	8260B	06/23/2014 18:55	<1.0 U ug/L	1.0 ug/L
39175	Vinyl chloride	BP	N	8260B	06/23/2014 18:55	<1.0 U ug/L	1.0 ug/L
81551	Xylenes (total)	BP	N	8260B	06/23/2014 18:55	<2.0 U ug/L	2.0 ug/L
77057	Vinyl acetate	BP	N	8260B	06/23/2014 18:55	<3.0 U ug/L	3.0 ug/L
39180	Trichloroethene	BP	N	8260B	06/23/2014 18:55	<1.0 U ug/L	1.0 ug/L
34488	Trichlorofluoromethane	BP	N	8260B	06/23/2014 18:55	<2.0 U ug/L	2.0 ug/L
77596	Dibromomethane	BP	N	8260B	06/23/2014 18:55	<1.0 U ug/L	1.0 ug/L
32105	Dibromochloromethane	BP	N	8260B	06/23/2014 18:55	<1.0 U ug/L	1.0 ug/L
77093	cis-1,2-Dichloroethene	BP	N	8260B	06/23/2014 18:55	<1.0 U ug/L	1.0 ug/L
34704	cis-1,3-Dichloropropene	BP	N	8260B	06/23/2014 18:55	<1.0 U ug/L	1.0 ug/L
77128	Styrene	BP	N	8260B	06/23/2014 18:55	<1.0 U ug/L	1.0 ug/L
34475	Tetrachloroethene	BP	N	8260B	06/23/2014 18:55	<1.0 U ug/L	1.0 ug/L
34423	Methylene Chloride	BP	N	8260B	06/23/2014 18:55	<2.0 U ug/L	2.0 ug/L
34371	Ethylbenzene	BP	N	8260B	06/23/2014 18:55	<1.0 U ug/L	1.0 ug/L
77424	Iodomethane	BP	N	8260B	06/23/2014 18:55	<1.0 U ug/L	1.0 ug/L
34506	1,1,1-Trichloroethane	BP	N	8260B	06/23/2014 18:55	<1.0 U ug/L	1.0 ug/L
77562	1,1,1,2-Tetrachloroethane	BP	N	8260B	06/23/2014 18:55	<1.0 U ug/L	1.0 ug/L

* Attach Laboratory Reports

PART III ANALYTICAL RESULTS

Facility GMS#: 87081

Test Site ID #: 19345

Sample Date/Time: 06/13/2014 11:35AM

Report Period: 2014 / 2
Year / Qtr

Well Name: MW-6AR

Classification of Groundwater: G-II

Groundwater Elevation (NGVD):

or (MSL): 50.43

Well Purged (Y/N): Y

Well Type:
(X) Background
( ) Detection
( ) Compliance
( ) Other

Storet Code	Parameter Monitored	Sampling Method	Field Filtered (Y/N)	Analysis Method	Analysis Date/Time	* Analysis Result/Units		Detection Limit/Units
77443	1,2,3-Trichloropropane	BP	N	8260B	06/23/2014 18:55	<2.5 U	ug/L	2.5 ug/L
34501	1,1-Dichloroethene	BP	N	8260B	06/23/2014 18:55	<1.0 U	ug/L	1.0 ug/L
34511	1,1,2-Trichloroethane	BP	N	8260B	06/23/2014 18:55	<1.0 U	ug/L	1.0 ug/L
34516	1,1,2,2-Tetrachloroethane	BP	N	8260B	06/23/2014 18:55	<1.0 U	ug/L	1.0 ug/L
32101	Bromodichloromethane	BP	N	8260B	06/23/2014 18:55	<1.0 U	ug/L	1.0 ug/L
34496	1,1-Dichloroethane	BP	N	8260B	06/23/2014 18:55	<1.0 U	ug/L	1.0 ug/L
1519	Gross Alpha	BP	N	9310	06/24/2014 16:13	3.73	pCi/L	3.00 pCi/L
00010	Field Temperature	BP	N	Field Sampling	06/13/2014 09:35	24.8	Degrees C	-
000094	Field Conductivity	BP	N	Field Sampling	06/13/2014 09:35	232	umhos/cm	-
82078	Field Turbidity	BP	N	Field Sampling	06/13/2014 09:35	5.53	NTU	-
000299	Field Dissolved Oxygen	BP	N	Field Sampling	06/13/2014 09:35	3.4	mg/L	-
000406	Field pH	BP	N	Field Sampling	06/13/2014 09:35	5.20	SU	-
082545	Groundwater Elevation	BP	N	Field Sampling	06/13/2014 09:35	50.43	ft/msl	-
00080	Color	BP	N	SM 2120B	06/14/2014 14:37	<5.0 U	PCU	5.0 PCU
70300	Total Dissolved Solids	BP	N	SM 2540C	06/16/2014 11:15	150	mg/L	10 mg/L

* Attach Laboratory Reports

PART III ANALYTICAL RESULTS

Facility GMS#: 87081

Test Site ID #: 19346

Sample Date/Time: 06/13/2014 10:50AM

Report Period: 2014 / 2
Year / Qtr

Well Name: MW-6BR

Classification of Groundwater: G-II

Groundwater Elevation (NGVD):

or (MSL): 50.36

Well Purged (Y/N): Y

Well Type:
(X) Background
( ) Detection
( ) Compliance
( ) Other

Storet Code	Parameter Monitored	Sampling Method	Field Filtered (Y/N)	Analysis Method	Analysis Date/Time	* Analysis Result/Units		Detection Limit/Units
00940	Chloride	BP	N	300.0	06/14/2014 16:44	22	mg/L	3.0 mg/L
00620	Nitrate as N	BP	N	300.0	06/14/2014 16:44	4.3	mg/L	0.50 mg/L
000610	Ammonia as N	BP	N	350.1	06/24/2014 17:12	<0.10 U	mg/L	0.10 mg/L
001147	Selenium	BP	N	6010B	06/20/2014 19:11	<15 U	ug/L	15 ug/L
001055	Manganese	BP	N	6010B	06/20/2014 19:11	15	ug/L	10 ug/L
001067	Nickel	BP	N	6010B	06/20/2014 19:11	2.0 I	ug/L	40 ug/L
001042	Copper	BP	N	6010B	06/20/2014 19:11	1.5 I	ug/L	15 ug/L
001051	Lead	BP	N	6010B	06/20/2014 19:11	<9.0 U	ug/L	9.0 ug/L
001087	Vanadium	BP	N	6010B	06/20/2014 19:11	2.6 I	ug/L	10 ug/L
001092	Zinc	BP	N	6010B	06/20/2014 19:11	<20 U	ug/L	20 ug/L
001077	Silver	BP	N	6010B	06/20/2014 19:11	<10 U	ug/L	10 ug/L
000929	Sodium	BP	N	6010B	06/20/2014 19:11	8.5	mg/L	1.0 mg/L
001007	Barium	BP	N	6010B	06/20/2014 19:11	9.7 I	ug/L	10 ug/L
001045	Iron	BP	N	6010B	06/20/2014 19:11	160	ug/L	100 ug/L
001105	Aluminum	BP	N	6010B	06/20/2014 19:11	190	ug/L	100 ug/L
001037	Cobalt	BP	N	6010B	06/20/2014 19:11	<10 U	ug/L	10 ug/L
001034	Chromium	BP	N	6010B	06/20/2014 19:11	7.6 I	ug/L	10 ug/L
001027	Cadmium	BP	N	6010B	06/20/2014 19:11	<5.0 U J3	ug/L	5.0 ug/L
001059	Thallium	BP	N	6020	06/18/2014 03:42	0.25 I	ug/L	1.0 ug/L
001002	Arsenic	BP	N	6020	06/18/2014 03:42	1.0 I	ug/L	5.0 ug/L
001097	Antimony	BP	N	6020	06/18/2014 03:42	<2.0 U	ug/L	2.0 ug/L
001012	Beryllium	BP	N	6020	06/18/2014 03:42	0.089 I	ug/L	1.0 ug/L
71900	Mercury	BP	N	7470A	06/18/2014 16:09	<0.20 U	ug/L	0.20 ug/L
77651	1,2-Dibromoethane	BP	N	8011	06/25/2014 21:13	<0.020 U	ug/L	0.020 ug/L
38437	1,2-Dibromo-3-Chloropropane	BP	N	8011	06/25/2014 21:13	<0.020 U	ug/L	0.020 ug/L
34704	cis-1,3-Dichloropropene	BP	N	8260B	06/23/2014 19:16	<1.0 U	ug/L	1.0 ug/L
49263	trans-1,4-Dichloro-2-butene	BP	N	8260B	06/23/2014 19:16	<3.0 U	ug/L	3.0 ug/L
77093	cis-1,2-Dichloroethene	BP	N	8260B	06/23/2014 19:16	<1.0 U	ug/L	1.0 ug/L
34418	Chloromethane	BP	N	8260B	06/23/2014 19:16	<2.0 U	ug/L	2.0 ug/L
32106	Chloroform	BP	N	8260B	06/23/2014 19:16	0.58 I	ug/L	1.0 ug/L
77596	Dibromomethane	BP	N	8260B	06/23/2014 19:16	<1.0 U	ug/L	1.0 ug/L
32105	Dibromochloromethane	BP	N	8260B	06/23/2014 19:16	<1.0 U	ug/L	1.0 ug/L

* Attach Laboratory Reports

PART III ANALYTICAL RESULTS

Facility GMS#: 87081

Test Site ID #: 19346

Sample Date/Time: 06/13/2014 10:50AM

Report Period: 2014 / 2
Year / Qtr

Well Name: MW-6BR

Classification of Groundwater: G-II

Groundwater Elevation (NGVD):

or (MSL): 50.36

Well Purged (Y/N): Y

Well Type:
(X) Background
( ) Detection
( ) Compliance
( ) Other

Storet Code	Parameter Monitored	Sampling Method	Field Filtered (Y/N)	Analysis Method	Analysis Date/Time	* Analysis Result/Units	Detection Limit/Units
77041	Carbon disulfide	BP	N	8260B	06/23/2014 19:16	<2.0 U ug/L	2.0 ug/L
34413	Bromomethane	BP	N	8260B	06/23/2014 19:16	<2.0 U ug/L	2.0 ug/L
32104	Bromoform	BP	N	8260B	06/23/2014 19:16	<1.0 U ug/L	1.0 ug/L
34311	Chloroethane	BP	N	8260B	06/23/2014 19:16	<2.0 U ug/L	2.0 ug/L
34301	Chlorobenzene	BP	N	8260B	06/23/2014 19:16	<1.0 U ug/L	1.0 ug/L
32102	Carbon tetrachloride	BP	N	8260B	06/23/2014 19:16	<1.0 U ug/L	1.0 ug/L
34699	trans-1,3-Dichloropropene	BP	N	8260B	06/23/2014 19:16	<3.0 U ug/L	3.0 ug/L
34546	trans-1,2-Dichloroethene	BP	N	8260B	06/23/2014 19:16	<1.0 U ug/L	1.0 ug/L
34010	Toluene	BP	N	8260B	06/23/2014 19:16	<1.0 U ug/L	1.0 ug/L
81551	Xylenes (total)	BP	N	8260B	06/23/2014 19:16	<2.0 U ug/L	2.0 ug/L
39175	Vinyl chloride	BP	N	8260B	06/23/2014 19:16	<1.0 U ug/L	1.0 ug/L
77057	Vinyl acetate	BP	N	8260B	06/23/2014 19:16	<3.0 U ug/L	3.0 ug/L
34423	Methylene Chloride	BP	N	8260B	06/23/2014 19:16	<2.0 U ug/L	2.0 ug/L
77424	Iodomethane	BP	N	8260B	06/23/2014 19:16	<1.0 U ug/L	1.0 ug/L
34371	Ethylbenzene	BP	N	8260B	06/23/2014 19:16	<1.0 U ug/L	1.0 ug/L
34475	Tetrachloroethene	BP	N	8260B	06/23/2014 19:16	<1.0 U ug/L	1.0 ug/L
77128	Styrene	BP	N	8260B	06/23/2014 19:16	<1.0 U ug/L	1.0 ug/L
34501	1,1-Dichloroethene	BP	N	8260B	06/23/2014 19:16	<1.0 U ug/L	1.0 ug/L
34496	1,1-Dichloroethane	BP	N	8260B	06/23/2014 19:16	<1.0 U ug/L	1.0 ug/L
77443	1,2,3-Trichloropropane	BP	N	8260B	06/23/2014 19:16	<2.5 U ug/L	2.5 ug/L
34536	1,2-Dichlorobenzene	BP	N	8260B	06/23/2014 19:16	<1.0 U ug/L	1.0 ug/L
34511	1,1,2-Trichloroethane	BP	N	8260B	06/23/2014 19:16	<1.0 U ug/L	1.0 ug/L
34488	Trichlorofluoromethane	BP	N	8260B	06/23/2014 19:16	<2.0 U ug/L	2.0 ug/L
39180	Trichloroethene	BP	N	8260B	06/23/2014 19:16	<1.0 U ug/L	1.0 ug/L
77562	1,1,1,2-Tetrachloroethane	BP	N	8260B	06/23/2014 19:16	<1.0 U ug/L	1.0 ug/L
34516	1,1,2,2-Tetrachloroethane	BP	N	8260B	06/23/2014 19:16	<1.0 U ug/L	1.0 ug/L
34506	1,1,1-Trichloroethane	BP	N	8260B	06/23/2014 19:16	<1.0 U ug/L	1.0 ug/L
34531	1,2-Dichloroethane	BP	N	8260B	06/23/2014 19:16	<1.0 U ug/L	1.0 ug/L
34215	Acrylonitrile	BP	N	8260B	06/23/2014 19:16	<20 U ug/L	20 ug/L
81552	Acetone	BP	N	8260B	06/23/2014 19:16	4.8 I ug/L	20 ug/L
78124	Benzene	BP	N	8260B	06/23/2014 19:16	<1.0 U ug/L	1.0 ug/L
32101	Bromodichloromethane	BP	N	8260B	06/23/2014 19:16	<1.0 U ug/L	1.0 ug/L

* Attach Laboratory Reports

PART III ANALYTICAL RESULTS

Facility GMS#: 87081

Test Site ID #: 19346

Sample Date/Time: 06/13/2014 10:50AM

Report Period: 2014 / 2
Year / Qtr

Well Name: MW-6BR

Classification of Groundwater: G-II

Groundwater Elevation (NGVD):

or (MSL): 50.36

Well Purged (Y/N): Y

Well Type:
(X) Background
( ) Detection
( ) Compliance
( ) Other

Storet Code	Parameter Monitored	Sampling Method	Field Filtered (Y/N)	Analysis Method	Analysis Date/Time	* Analysis Result/Units		Detection Limit/Units
73085	Bromochloromethane	BP	N	8260B	06/23/2014 19:16	<1.0 U	ug/L	1.0 ug/L
81596	4-Methyl-2-pentanone (MIBK)	BP	N	8260B	06/23/2014 19:16	<5.0 U	ug/L	5.0 ug/L
34571	1,4-Dichlorobenzene	BP	N	8260B	06/23/2014 19:16	<1.0 U	ug/L	1.0 ug/L
34541	1,2-Dichloropropane	BP	N	8260B	06/23/2014 19:16	<1.0 U	ug/L	1.0 ug/L
81595	2-Butanone (MEK)	BP	N	8260B	06/23/2014 19:16	<6.0 U	ug/L	6.0 ug/L
77103	2-Hexanone	BP	N	8260B	06/23/2014 19:16	<5.0 U	ug/L	5.0 ug/L
1519	Gross Alpha	BP	N	9310	06/24/2014 16:14	<3.00 U	pCi/L	3.00 pCi/L
00010	Field Temperature	BP	N	Field Sampling	06/13/2014 08:50	23.8	Degrees C	-
82078	Field Turbidity	BP	N	Field Sampling	06/13/2014 08:50	3.59	NTU	-
082545	Groundwater Elevation	BP	N	Field Sampling	06/13/2014 08:50	50.36	ft/msl	-
000406	Field pH	BP	N	Field Sampling	06/13/2014 08:50	7.83	SU	-
000299	Field Dissolved Oxygen	BP	N	Field Sampling	06/13/2014 08:50	1.3	mg/L	-
000094	Field Conductivity	BP	N	Field Sampling	06/13/2014 08:50	301	umhos/cm	-
00080	Color	BP	N	SM 2120B	06/14/2014 14:37	<5.0 U	PCU	5.0 PCU
70300	Total Dissolved Solids	BP	N	SM 2540C	06/16/2014 11:15	180	mg/L	10 mg/L

* Attach Laboratory Reports

PART III ANALYTICAL RESULTS

Facility GMS#: 87081

Test Site ID #: 19341

Sample Date/Time: 06/13/2014 10:14AM

Report Period: 2014 / 2
Year / Qtr

Well Name: MW-4A

Classification of Groundwater: G-II

Groundwater Elevation (NGVD):

or (MSL): 49.11

Well Purged (Y/N): Y

Well Type:
( ) Background
( ) Detection
(X) Compliance
( ) Other

Storet Code	Parameter Monitored	Sampling Method	Field Filtered (Y/N)	Analysis Method	Analysis Date/Time	* Analysis Result/Units		Detection Limit/Units	
00620	Nitrate as N	BP	N	300.0	06/14/2014 17:32	0.81	mg/L	0.50	mg/L
00940	Chloride	BP	N	300.0	06/14/2014 17:32	1.9 I	mg/L	3.0	mg/L
000610	Ammonia as N	BP	N	350.1	06/24/2014 17:14	<0.10 U	mg/L	0.10	mg/L
001034	Chromium	BP	N	6010B	06/20/2014 19:31	<10 U	ug/L	10	ug/L
001092	Zinc	BP	N	6010B	06/20/2014 19:31	270	ug/L	20	ug/L
001087	Vanadium	BP	N	6010B	06/20/2014 19:31	<10 U	ug/L	10	ug/L
001027	Cadmium	BP	N	6010B	06/20/2014 19:31	<5.0 U J3	ug/L	5.0	ug/L
001037	Cobalt	BP	N	6010B	06/20/2014 19:31	<10 U	ug/L	10	ug/L
001105	Aluminum	BP	N	6010B	06/20/2014 19:31	48 I	ug/L	100	ug/L
001007	Barium	BP	N	6010B	06/20/2014 19:31	21	ug/L	10	ug/L
000929	Sodium	BP	N	6010B	06/20/2014 19:31	1.2	mg/L	1.0	mg/L
001051	Lead	BP	N	6010B	06/20/2014 19:31	<9.0 U	ug/L	9.0	ug/L
001045	Iron	BP	N	6010B	06/20/2014 19:31	<100 U	ug/L	100	ug/L
001042	Copper	BP	N	6010B	06/20/2014 19:31	<15 U	ug/L	15	ug/L
001055	Manganese	BP	N	6010B	06/20/2014 19:31	34	ug/L	10	ug/L
001077	Silver	BP	N	6010B	06/20/2014 19:31	<10 U	ug/L	10	ug/L
001147	Selenium	BP	N	6010B	06/20/2014 19:31	<15 U	ug/L	15	ug/L
001067	Nickel	BP	N	6010B	06/20/2014 19:31	3.3 I	ug/L	40	ug/L
001002	Arsenic	BP	N	6020	06/18/2014 03:46	<5.0 U	ug/L	5.0	ug/L
001097	Antimony	BP	N	6020	06/18/2014 03:46	<2.0 U	ug/L	2.0	ug/L
001059	Thallium	BP	N	6020	06/18/2014 03:46	<1.0 U	ug/L	1.0	ug/L
001012	Beryllium	BP	N	6020	06/18/2014 03:46	0.14 I	ug/L	1.0	ug/L
71900	Mercury	BP	N	7470A	06/18/2014 16:11	<0.20 U	ug/L	0.20	ug/L
38437	1,2-Dibromo-3-Chloropropane	BP	N	8011	06/25/2014 21:32	<0.021 U	ug/L	0.021	ug/L
77651	1,2-Dibromoethane	BP	N	8011	06/25/2014 21:32	<0.021 U	ug/L	0.021	ug/L
77128	Styrene	BP	N	8260B	06/23/2014 19:38	<1.0 U	ug/L	1.0	ug/L
34423	Methylene Chloride	BP	N	8260B	06/23/2014 19:38	<2.0 U	ug/L	2.0	ug/L
34475	Tetrachloroethene	BP	N	8260B	06/23/2014 19:38	<1.0 U	ug/L	1.0	ug/L
77424	Iodomethane	BP	N	8260B	06/23/2014 19:38	<1.0 U	ug/L	1.0	ug/L
32105	Dibromochloromethane	BP	N	8260B	06/23/2014 19:38	<1.0 U	ug/L	1.0	ug/L
34371	Ethylbenzene	BP	N	8260B	06/23/2014 19:38	<1.0 U	ug/L	1.0	ug/L
77596	Dibromomethane	BP	N	8260B	06/23/2014 19:38	<1.0 U	ug/L	1.0	ug/L

* Attach Laboratory Reports

PART III ANALYTICAL RESULTS

Facility GMS#: 87081

Test Site ID #: 19341

Sample Date/Time: 06/13/2014 10:14AM

Report Period: 2014 / 2
Year / Qtr

Well Name: MW-4A

Classification of Groundwater: G-II

Groundwater Elevation (NGVD):

or (MSL): 49.11

Well Purged (Y/N): Y

Well Type:
( ) Background
( ) Detection
(X) Compliance
( ) Other

Storet Code	Parameter Monitored	Sampling Method	Field Filtered (Y/N)	Analysis Method	Analysis Date/Time	* Analysis Result/Units	Detection Limit/Units
77057	Vinyl acetate	BP	N	8260B	06/23/2014 19:38	<3.0 U ug/L	3.0 ug/L
34488	Trichlorofluoromethane	BP	N	8260B	06/23/2014 19:38	<2.0 U ug/L	2.0 ug/L
81551	Xylenes (total)	BP	N	8260B	06/23/2014 19:38	<2.0 U ug/L	2.0 ug/L
39175	Vinyl chloride	BP	N	8260B	06/23/2014 19:38	<1.0 U ug/L	1.0 ug/L
39180	Trichloroethene	BP	N	8260B	06/23/2014 19:38	<1.0 U ug/L	1.0 ug/L
34546	trans-1,2-Dichloroethene	BP	N	8260B	06/23/2014 19:38	<1.0 U ug/L	1.0 ug/L
34010	Toluene	BP	N	8260B	06/23/2014 19:38	<1.0 U ug/L	1.0 ug/L
49263	trans-1,4-Dichloro-2-butene	BP	N	8260B	06/23/2014 19:38	<3.0 U ug/L	3.0 ug/L
34699	trans-1,3-Dichloropropene	BP	N	8260B	06/23/2014 19:38	<3.0 U ug/L	3.0 ug/L
34541	1,2-Dichloropropane	BP	N	8260B	06/23/2014 19:38	<1.0 U ug/L	1.0 ug/L
34531	1,2-Dichloroethane	BP	N	8260B	06/23/2014 19:38	<1.0 U ug/L	1.0 ug/L
34571	1,4-Dichlorobenzene	BP	N	8260B	06/23/2014 19:38	<1.0 U ug/L	1.0 ug/L
77103	2-Hexanone	BP	N	8260B	06/23/2014 19:38	<5.0 U ug/L	5.0 ug/L
81595	2-Butanone (MEK)	BP	N	8260B	06/23/2014 19:38	<6.0 U ug/L	6.0 ug/L
34536	1,2-Dichlorobenzene	BP	N	8260B	06/23/2014 19:38	<1.0 U ug/L	1.0 ug/L
34516	1,1,2,2-Tetrachloroethane	BP	N	8260B	06/23/2014 19:38	<1.0 U ug/L	1.0 ug/L
34506	1,1,1-Trichloroethane	BP	N	8260B	06/23/2014 19:38	<1.0 U ug/L	1.0 ug/L
77562	1,1,1,2-Tetrachloroethane	BP	N	8260B	06/23/2014 19:38	<1.0 U ug/L	1.0 ug/L
34511	1,1,2-Trichloroethane	BP	N	8260B	06/23/2014 19:38	<1.0 U ug/L	1.0 ug/L
77443	1,2,3-Trichloropropane	BP	N	8260B	06/23/2014 19:38	<2.5 U ug/L	2.5 ug/L
34501	1,1-Dichloroethene	BP	N	8260B	06/23/2014 19:38	<1.0 U ug/L	1.0 ug/L
34496	1,1-Dichloroethane	BP	N	8260B	06/23/2014 19:38	<1.0 U ug/L	1.0 ug/L
81596	4-Methyl-2-pentanone (MIBK)	BP	N	8260B	06/23/2014 19:38	<5.0 U ug/L	5.0 ug/L
34311	Chloroethane	BP	N	8260B	06/23/2014 19:38	<2.0 U ug/L	2.0 ug/L
34301	Chlorobenzene	BP	N	8260B	06/23/2014 19:38	<1.0 U ug/L	1.0 ug/L
32102	Carbon tetrachloride	BP	N	8260B	06/23/2014 19:38	<1.0 U ug/L	1.0 ug/L
32106	Chloroform	BP	N	8260B	06/23/2014 19:38	<1.0 U ug/L	1.0 ug/L
34704	cis-1,3-Dichloropropene	BP	N	8260B	06/23/2014 19:38	<1.0 U ug/L	1.0 ug/L
77093	cis-1,2-Dichloroethene	BP	N	8260B	06/23/2014 19:38	<1.0 U ug/L	1.0 ug/L
34418	Chloromethane	BP	N	8260B	06/23/2014 19:38	<2.0 U ug/L	2.0 ug/L
77041	Carbon disulfide	BP	N	8260B	06/23/2014 19:38	<2.0 U ug/L	2.0 ug/L
78124	Benzene	BP	N	8260B	06/23/2014 19:38	<1.0 U ug/L	1.0 ug/L

* Attach Laboratory Reports

PART III ANALYTICAL RESULTS

Facility GMS#: 87081

Test Site ID #: 19341

Sample Date/Time: 06/13/2014 10:14AM

Report Period: 2014 / 2
Year / Qtr

Well Name: MW-4A

Classification of Groundwater: G-II

Groundwater Elevation (NGVD):

or (MSL): 49.11

Well Purged (Y/N): Y

Well Type:
( ) Background
( ) Detection
(X) Compliance
( ) Other

Storet Code	Parameter Monitored	Sampling Method	Field Filtered (Y/N)	Analysis Method	Analysis Date/Time	* Analysis Result/Units		Detection Limit/Units
34215	Acrylonitrile	BP	N	8260B	06/23/2014 19:38	<20 U	ug/L	20 ug/L
81552	Acetone	BP	N	8260B	06/23/2014 19:38	3.5 I	ug/L	20 ug/L
73085	Bromochloromethane	BP	N	8260B	06/23/2014 19:38	<1.0 U	ug/L	1.0 ug/L
34413	Bromomethane	BP	N	8260B	06/23/2014 19:38	<2.0 U	ug/L	2.0 ug/L
32104	Bromoform	BP	N	8260B	06/23/2014 19:38	<1.0 U	ug/L	1.0 ug/L
32101	Bromodichloromethane	BP	N	8260B	06/23/2014 19:38	<1.0 U	ug/L	1.0 ug/L
1519	Gross Alpha	BP	N	9310	06/24/2014 16:14	<3.00 U	pCi/L	3.00 pCi/L
000406	Field pH	BP	N	Field Sampling	06/13/2014 08:14	4.79	SU	-
000299	Field Dissolved Oxygen	BP	N	Field Sampling	06/13/2014 08:14	0.4	mg/L	-
00010	Field Temperature	BP	N	Field Sampling	06/13/2014 08:14	24.9	Degrees C	-
82078	Field Turbidity	BP	N	Field Sampling	06/13/2014 08:14	2.92	NTU	-
000094	Field Conductivity	BP	N	Field Sampling	06/13/2014 08:14	66	umhos/cm	-
082545	Groundwater Elevation	BP	N	Field Sampling	06/13/2014 08:14	49.11	ft/msl	-
00080	Color	BP	N	SM 2120B	06/14/2014 14:37	<5.0 U	PCU	5.0 PCU
70300	Total Dissolved Solids	BP	N	SM 2540C	06/16/2014 11:15	43	mg/L	10 mg/L

* Attach Laboratory Reports

PART III ANALYTICAL RESULTS

Facility GMS#: 87081

Test Site ID #: 19342

Sample Date/Time: 06/13/2014 09:39AM

Report Period: 2014 / 2
Year / Qtr

Well Name: MW-4B

Classification of Groundwater: G-II

Groundwater Elevation (NGVD):

or (MSL): 50.12

Well Purged (Y/N): Y

Well Type:
( ) Background
( ) Detection
(X) Compliance
( ) Other

Storet Code	Parameter Monitored	Sampling Method	Field Filtered (Y/N)	Analysis Method	Analysis Date/Time	* Analysis Result/Units		Detection Limit/Units	
00620	Nitrate as N	BP	N	300.0	06/14/2014 17:48	1.0	mg/L	0.50	mg/L
00940	Chloride	BP	N	300.0	06/14/2014 17:48	3.1	mg/L	3.0	mg/L
000610	Ammonia as N	BP	N	350.1	06/24/2014 17:34	<0.10 U	mg/L	0.10	mg/L
001077	Silver	BP	N	6010B	06/20/2014 19:33	1.0 I V	ug/L	10	ug/L
001051	Lead	BP	N	6010B	06/20/2014 19:33	<9.0 U	ug/L	9.0	ug/L
001147	Selenium	BP	N	6010B	06/20/2014 19:33	<15 U	ug/L	15	ug/L
001055	Manganese	BP	N	6010B	06/20/2014 19:33	8.0 I	ug/L	10	ug/L
001105	Aluminum	BP	N	6010B	06/20/2014 19:33	24 I	ug/L	100	ug/L
001007	Barium	BP	N	6010B	06/20/2014 19:33	9.0 I V	ug/L	10	ug/L
001067	Nickel	BP	N	6010B	06/20/2014 19:33	1.5 I	ug/L	40	ug/L
000929	Sodium	BP	N	6010B	06/20/2014 19:33	1.4	mg/L	1.0	mg/L
001037	Cobalt	BP	N	6010B	06/20/2014 19:33	<10 U	ug/L	10	ug/L
001034	Chromium	BP	N	6010B	06/20/2014 19:33	<10 U	ug/L	10	ug/L
001045	Iron	BP	N	6010B	06/20/2014 19:33	<100 U	ug/L	100	ug/L
001042	Copper	BP	N	6010B	06/20/2014 19:33	<15 U	ug/L	15	ug/L
001092	Zinc	BP	N	6010B	06/20/2014 19:33	<20 U	ug/L	20	ug/L
001027	Cadmium	BP	N	6010B	06/20/2014 19:33	<5.0 U J3	ug/L	5.0	ug/L
001087	Vanadium	BP	N	6010B	06/20/2014 19:33	<10 U	ug/L	10	ug/L
001059	Thallium	BP	N	6020	06/18/2014 03:49	<1.0 U	ug/L	1.0	ug/L
001012	Beryllium	BP	N	6020	06/18/2014 03:49	<1.0 U	ug/L	1.0	ug/L
001002	Arsenic	BP	N	6020	06/18/2014 03:49	<5.0 U	ug/L	5.0	ug/L
001097	Antimony	BP	N	6020	06/18/2014 03:49	<2.0 U	ug/L	2.0	ug/L
71900	Mercury	BP	N	7470A	06/18/2014 16:13	<0.20 U	ug/L	0.20	ug/L
38437	1,2-Dibromo-3-Chloropropane	BP	N	8011	06/25/2014 21:52	<0.020 U	ug/L	0.020	ug/L
77651	1,2-Dibromoethane	BP	N	8011	06/25/2014 21:52	<0.020 U	ug/L	0.020	ug/L
32104	Bromoform	BP	N	8260B	06/23/2014 19:59	<1.0 U	ug/L	1.0	ug/L
34301	Chlorobenzene	BP	N	8260B	06/23/2014 19:59	<1.0 U	ug/L	1.0	ug/L
81595	2-Butanone (MEK)	BP	N	8260B	06/23/2014 19:59	<6.0 U	ug/L	6.0	ug/L
77093	cis-1,2-Dichloroethene	BP	N	8260B	06/23/2014 19:59	<1.0 U	ug/L	1.0	ug/L
34418	Chloromethane	BP	N	8260B	06/23/2014 19:59	<2.0 U	ug/L	2.0	ug/L
32106	Chloroform	BP	N	8260B	06/23/2014 19:59	<1.0 U	ug/L	1.0	ug/L
34311	Chloroethane	BP	N	8260B	06/23/2014 19:59	<2.0 U	ug/L	2.0	ug/L

* Attach Laboratory Reports

PART III ANALYTICAL RESULTS

Facility GMS#: 87081

Test Site ID #: 19342

Sample Date/Time: 06/13/2014 09:39AM

Report Period: 2014 / 2
Year / Qtr

Well Name: MW-4B

Classification of Groundwater: G-II

Groundwater Elevation (NGVD):

or (MSL): 50.12

Well Purged (Y/N): Y

Well Type:
( ) Background
( ) Detection
(X) Compliance
( ) Other

Storet Code	Parameter Monitored	Sampling Method	Field Filtered (Y/N)	Analysis Method	Analysis Date/Time	* Analysis Result/Units	Detection Limit/Units
34413	Bromomethane	BP	N	8260B	06/23/2014 19:59	<2.0 U ug/L	2.0 ug/L
34704	cis-1,3-Dichloropropene	BP	N	8260B	06/23/2014 19:59	<1.0 U ug/L	1.0 ug/L
32102	Carbon tetrachloride	BP	N	8260B	06/23/2014 19:59	<1.0 U ug/L	1.0 ug/L
77041	Carbon disulfide	BP	N	8260B	06/23/2014 19:59	<2.0 U ug/L	2.0 ug/L
34571	1,4-Dichlorobenzene	BP	N	8260B	06/23/2014 19:59	<1.0 U ug/L	1.0 ug/L
34511	1,1,2-Trichloroethane	BP	N	8260B	06/23/2014 19:59	<1.0 U ug/L	1.0 ug/L
34516	1,1,2,2-Tetrachloroethane	BP	N	8260B	06/23/2014 19:59	<1.0 U ug/L	1.0 ug/L
34506	1,1,1-Trichloroethane	BP	N	8260B	06/23/2014 19:59	<1.0 U ug/L	1.0 ug/L
34496	1,1-Dichloroethane	BP	N	8260B	06/23/2014 19:59	<1.0 U ug/L	1.0 ug/L
34536	1,2-Dichlorobenzene	BP	N	8260B	06/23/2014 19:59	<1.0 U ug/L	1.0 ug/L
77443	1,2,3-Trichloropropane	BP	N	8260B	06/23/2014 19:59	<2.5 U ug/L	2.5 ug/L
34501	1,1-Dichloroethene	BP	N	8260B	06/23/2014 19:59	<1.0 U ug/L	1.0 ug/L
77562	1,1,1,2-Tetrachloroethane	BP	N	8260B	06/23/2014 19:59	<1.0 U ug/L	1.0 ug/L
78124	Benzene	BP	N	8260B	06/23/2014 19:59	<1.0 U ug/L	1.0 ug/L
73085	Bromochloromethane	BP	N	8260B	06/23/2014 19:59	<1.0 U ug/L	1.0 ug/L
32101	Bromodichloromethane	BP	N	8260B	06/23/2014 19:59	<1.0 U ug/L	1.0 ug/L
34531	1,2-Dichloroethane	BP	N	8260B	06/23/2014 19:59	<1.0 U ug/L	1.0 ug/L
34541	1,2-Dichloropropane	BP	N	8260B	06/23/2014 19:59	<1.0 U ug/L	1.0 ug/L
34215	Acrylonitrile	BP	N	8260B	06/23/2014 19:59	<20 U ug/L	20 ug/L
32105	Dibromochloromethane	BP	N	8260B	06/23/2014 19:59	<1.0 U ug/L	1.0 ug/L
81596	4-Methyl-2-pentanone (MIBK)	BP	N	8260B	06/23/2014 19:59	<5.0 U ug/L	5.0 ug/L
49263	trans-1,4-Dichloro-2-butene	BP	N	8260B	06/23/2014 19:59	<3.0 U ug/L	3.0 ug/L
39180	Trichloroethene	BP	N	8260B	06/23/2014 19:59	<1.0 U ug/L	1.0 ug/L
77103	2-Hexanone	BP	N	8260B	06/23/2014 19:59	<5.0 U ug/L	5.0 ug/L
81551	Xylenes (total)	BP	N	8260B	06/23/2014 19:59	<2.0 U ug/L	2.0 ug/L
81552	Acetone	BP	N	8260B	06/23/2014 19:59	7.2 I ug/L	20 ug/L
39175	Vinyl chloride	BP	N	8260B	06/23/2014 19:59	<1.0 U ug/L	1.0 ug/L
34488	Trichlorofluoromethane	BP	N	8260B	06/23/2014 19:59	<2.0 U ug/L	2.0 ug/L
77057	Vinyl acetate	BP	N	8260B	06/23/2014 19:59	<3.0 U ug/L	3.0 ug/L
34699	trans-1,3-Dichloropropene	BP	N	8260B	06/23/2014 19:59	<3.0 U ug/L	3.0 ug/L
34371	Ethylbenzene	BP	N	8260B	06/23/2014 19:59	<1.0 U ug/L	1.0 ug/L
77596	Dibromomethane	BP	N	8260B	06/23/2014 19:59	<1.0 U ug/L	1.0 ug/L

* Attach Laboratory Reports

PART III ANALYTICAL RESULTS

Facility GMS#: 87081

Test Site ID #: 19342

Sample Date/Time: 06/13/2014 09:39AM

Report Period: 2014 / 2
Year / Qtr

Well Name: MW-4B

Classification of Groundwater: G-II

Groundwater Elevation (NGVD):

or (MSL): 50.12

Well Purged (Y/N): Y

Well Type:
( ) Background
( ) Detection
(X) Compliance
( ) Other

Storet Code	Parameter Monitored	Sampling Method	Field Filtered (Y/N)	Analysis Method	Analysis Date/Time	* Analysis Result/Units		Detection Limit/Units
34475	Tetrachloroethene	BP	N	8260B	06/23/2014 19:59	<1.0 U	ug/L	1.0 ug/L
77424	Iodomethane	BP	N	8260B	06/23/2014 19:59	<1.0 U	ug/L	1.0 ug/L
34423	Methylene Chloride	BP	N	8260B	06/23/2014 19:59	<2.0 U	ug/L	2.0 ug/L
77128	Styrene	BP	N	8260B	06/23/2014 19:59	<1.0 U	ug/L	1.0 ug/L
34010	Toluene	BP	N	8260B	06/23/2014 19:59	<1.0 U	ug/L	1.0 ug/L
34546	trans-1,2-Dichloroethene	BP	N	8260B	06/23/2014 19:59	<1.0 U	ug/L	1.0 ug/L
1519	Gross Alpha	BP	N	9310	06/24/2014 16:14	<3.00 U	pCi/L	3.00 pCi/L
000406	Field pH	BP	N	Field Sampling	06/13/2014 07:39	5.37	SU	-
00010	Field Temperature	BP	N	Field Sampling	06/13/2014 07:39	24.8	Degrees C	-
000094	Field Conductivity	BP	N	Field Sampling	06/13/2014 07:39	32	umhos/cm	-
000299	Field Dissolved Oxygen	BP	N	Field Sampling	06/13/2014 07:39	0.6	mg/L	-
082545	Groundwater Elevation	BP	N	Field Sampling	06/13/2014 07:39	50.12	ft/msl	-
82078	Field Turbidity	BP	N	Field Sampling	06/13/2014 07:39	2.71	NTU	-
00080	Color	BP	N	SM 2120B	06/14/2014 14:37	<5.0 U	PCU	5.0 PCU
70300	Total Dissolved Solids	BP	N	SM 2540C	06/16/2014 11:15	25	mg/L	10 mg/L

* Attach Laboratory Reports

PART III ANALYTICAL RESULTS

Facility GMS#: 87081

Test Site ID #: 19880

Sample Date/Time: 06/13/2014 09:03AM

Report Period: 2014 / 2
Year / Qtr

Well Name: MW-FL2R

Classification of Groundwater: G-II

Groundwater Elevation (NGVD):

or (MSL): 51.19

Well Purged (Y/N): Y

Well Type:
( ) Background
( ) Detection
(X) Compliance
( ) Other

Storet Code	Parameter Monitored	Sampling Method	Field Filtered (Y/N)	Analysis Method	Analysis Date/Time	* Analysis Result/Units		Detection Limit/Units	
00620	Nitrate as N	BP	N	300.0	06/14/2014 18:04	0.73	mg/L	0.50	mg/L
00940	Chloride	BP	N	300.0	06/14/2014 18:04	4.7	mg/L	3.0	mg/L
000610	Ammonia as N	BP	N	350.1	06/24/2014 17:36	<0.10 U	mg/L	0.10	mg/L
001051	Lead	BP	N	6010B	06/20/2014 19:36	3.2 I	ug/L	9.0	ug/L
001045	Iron	BP	N	6010B	06/20/2014 19:36	26 I	ug/L	100	ug/L
001055	Manganese	BP	N	6010B	06/20/2014 19:36	0.48 I V	ug/L	10	ug/L
001147	Selenium	BP	N	6010B	06/20/2014 19:36	7.5 I	ug/L	15	ug/L
001067	Nickel	BP	N	6010B	06/20/2014 19:36	<40 U	ug/L	40	ug/L
001027	Cadmium	BP	N	6010B	06/20/2014 19:36	<5.0 U J3	ug/L	5.0	ug/L
001105	Aluminum	BP	N	6010B	06/20/2014 19:36	990	ug/L	100	ug/L
001034	Chromium	BP	N	6010B	06/20/2014 19:36	20	ug/L	10	ug/L
001042	Copper	BP	N	6010B	06/20/2014 19:36	1.6 I	ug/L	15	ug/L
001037	Cobalt	BP	N	6010B	06/20/2014 19:36	<10 U	ug/L	10	ug/L
001077	Silver	BP	N	6010B	06/20/2014 19:36	<10 U	ug/L	10	ug/L
001092	Zinc	BP	N	6010B	06/20/2014 19:36	<20 U	ug/L	20	ug/L
001007	Barium	BP	N	6010B	06/20/2014 19:36	9.7 I	ug/L	10	ug/L
001087	Vanadium	BP	N	6010B	06/20/2014 19:36	15	ug/L	10	ug/L
000929	Sodium	BP	N	6010B	06/20/2014 19:36	1.7	mg/L	1.0	mg/L
001097	Antimony	BP	N	6020	06/18/2014 03:53	0.83 I	ug/L	2.0	ug/L
001059	Thallium	BP	N	6020	06/18/2014 03:53	<1.0 U	ug/L	1.0	ug/L
001002	Arsenic	BP	N	6020	06/18/2014 03:53	1.4 I	ug/L	5.0	ug/L
001012	Beryllium	BP	N	6020	06/18/2014 03:53	<1.0 U	ug/L	1.0	ug/L
71900	Mercury	BP	N	7470A	06/18/2014 16:16	<0.20 U	ug/L	0.20	ug/L
77651	1,2-Dibromoethane	BP	N	8011	06/25/2014 22:10	<0.020 U	ug/L	0.020	ug/L
38437	1,2-Dibromo-3-Chloropropane	BP	N	8011	06/25/2014 22:10	<0.020 U	ug/L	0.020	ug/L
34541	1,2-Dichloropropane	BP	N	8260B	06/23/2014 20:20	<1.0 U	ug/L	1.0	ug/L
81595	2-Butanone (MEK)	BP	N	8260B	06/23/2014 20:20	<6.0 U	ug/L	6.0	ug/L
77103	2-Hexanone	BP	N	8260B	06/23/2014 20:20	<5.0 U	ug/L	5.0	ug/L
34571	1,4-Dichlorobenzene	BP	N	8260B	06/23/2014 20:20	<1.0 U	ug/L	1.0	ug/L
78124	Benzene	BP	N	8260B	06/23/2014 20:20	<1.0 U	ug/L	1.0	ug/L
34215	Acrylonitrile	BP	N	8260B	06/23/2014 20:20	<20 U	ug/L	20	ug/L
81552	Acetone	BP	N	8260B	06/23/2014 20:20	12 I	ug/L	20	ug/L

* Attach Laboratory Reports

PART III ANALYTICAL RESULTS

Facility GMS#: 87081

Test Site ID #: 19880

Sample Date/Time: 06/13/2014 09:03AM

Report Period: 2014 / 2
Year / Qtr

Well Name: MW-FL2R

Classification of Groundwater: G-II

Groundwater Elevation (NGVD):

or (MSL): 51.19

Well Purged (Y/N): Y

Well Type:
( ) Background
( ) Detection
(X) Compliance
( ) Other

Storet Code	Parameter Monitored	Sampling Method	Field Filtered (Y/N)	Analysis Method	Analysis Date/Time	* Analysis Result/Units	Detection Limit/Units
81596	4-Methyl-2-pentanone (MIBK)	BP	N	8260B	06/23/2014 20:20	<5.0 U ug/L	5.0 ug/L
34511	1,1,2-Trichloroethane	BP	N	8260B	06/23/2014 20:20	<1.0 U ug/L	1.0 ug/L
77562	1,1,1,2-Tetrachloroethane	BP	N	8260B	06/23/2014 20:20	<1.0 U ug/L	1.0 ug/L
34506	1,1,1-Trichloroethane	BP	N	8260B	06/23/2014 20:20	<1.0 U ug/L	1.0 ug/L
34516	1,1,2,2-Tetrachloroethane	BP	N	8260B	06/23/2014 20:20	<1.0 U ug/L	1.0 ug/L
34496	1,1-Dichloroethane	BP	N	8260B	06/23/2014 20:20	<1.0 U ug/L	1.0 ug/L
34531	1,2-Dichloroethane	BP	N	8260B	06/23/2014 20:20	<1.0 U ug/L	1.0 ug/L
34501	1,1-Dichloroethene	BP	N	8260B	06/23/2014 20:20	<1.0 U ug/L	1.0 ug/L
34536	1,2-Dichlorobenzene	BP	N	8260B	06/23/2014 20:20	<1.0 U ug/L	1.0 ug/L
34475	Tetrachloroethene	BP	N	8260B	06/23/2014 20:20	<1.0 U ug/L	1.0 ug/L
34546	trans-1,2-Dichloroethene	BP	N	8260B	06/23/2014 20:20	<1.0 U ug/L	1.0 ug/L
34010	Toluene	BP	N	8260B	06/23/2014 20:20	<1.0 U ug/L	1.0 ug/L
77424	Iodomethane	BP	N	8260B	06/23/2014 20:20	<1.0 U ug/L	1.0 ug/L
34371	Ethylbenzene	BP	N	8260B	06/23/2014 20:20	<1.0 U ug/L	1.0 ug/L
77128	Styrene	BP	N	8260B	06/23/2014 20:20	<1.0 U ug/L	1.0 ug/L
34423	Methylene Chloride	BP	N	8260B	06/23/2014 20:20	<2.0 U ug/L	2.0 ug/L
39175	Vinyl chloride	BP	N	8260B	06/23/2014 20:20	<1.0 U ug/L	1.0 ug/L
77057	Vinyl acetate	BP	N	8260B	06/23/2014 20:20	<3.0 U ug/L	3.0 ug/L
77443	1,2,3-Trichloropropane	BP	N	8260B	06/23/2014 20:20	<2.5 U ug/L	2.5 ug/L
81551	Xylenes (total)	BP	N	8260B	06/23/2014 20:20	<2.0 U ug/L	2.0 ug/L
49263	trans-1,4-Dichloro-2-butene	BP	N	8260B	06/23/2014 20:20	<3.0 U ug/L	3.0 ug/L
34699	trans-1,3-Dichloropropene	BP	N	8260B	06/23/2014 20:20	<3.0 U ug/L	3.0 ug/L
34488	Trichlorofluoromethane	BP	N	8260B	06/23/2014 20:20	<2.0 U ug/L	2.0 ug/L
39180	Trichloroethene	BP	N	8260B	06/23/2014 20:20	<1.0 U ug/L	1.0 ug/L
77596	Dibromomethane	BP	N	8260B	06/23/2014 20:20	<1.0 U ug/L	1.0 ug/L
34301	Chlorobenzene	BP	N	8260B	06/23/2014 20:20	<1.0 U ug/L	1.0 ug/L
32102	Carbon tetrachloride	BP	N	8260B	06/23/2014 20:20	<1.0 U ug/L	1.0 ug/L
32106	Chloroform	BP	N	8260B	06/23/2014 20:20	<1.0 U ug/L	1.0 ug/L
34311	Chloroethane	BP	N	8260B	06/23/2014 20:20	<2.0 U ug/L	2.0 ug/L
32104	Bromoform	BP	N	8260B	06/23/2014 20:20	<1.0 U ug/L	1.0 ug/L
32101	Bromodichloromethane	BP	N	8260B	06/23/2014 20:20	<1.0 U ug/L	1.0 ug/L
73085	Bromochloromethane	BP	N	8260B	06/23/2014 20:20	<1.0 U ug/L	1.0 ug/L

* Attach Laboratory Reports

PART III ANALYTICAL RESULTS

Facility GMS#: 87081

Test Site ID #: 19880

Sample Date/Time: 06/13/2014 09:03AM

Report Period: 2014 / 2
Year / Qtr

Well Name: MW-FL2R

Classification of Groundwater: G-II

Groundwater Elevation (NGVD):

or (MSL): 51.19

Well Purged (Y/N): Y

Well Type:
( ) Background
( ) Detection
(X) Compliance
( ) Other

Storet Code	Parameter Monitored	Sampling Method	Field Filtered (Y/N)	Analysis Method	Analysis Date/Time	* Analysis Result/Units		Detection Limit/Units
34413	Bromomethane	BP	N	8260B	06/23/2014 20:20	<2.0 U	ug/L	2.0 ug/L
32105	Dibromochloromethane	BP	N	8260B	06/23/2014 20:20	<1.0 U	ug/L	1.0 ug/L
77041	Carbon disulfide	BP	N	8260B	06/23/2014 20:20	<2.0 U	ug/L	2.0 ug/L
34418	Chloromethane	BP	N	8260B	06/23/2014 20:20	<2.0 U	ug/L	2.0 ug/L
34704	cis-1,3-Dichloropropene	BP	N	8260B	06/23/2014 20:20	<1.0 U	ug/L	1.0 ug/L
77093	cis-1,2-Dichloroethene	BP	N	8260B	06/23/2014 20:20	<1.0 U	ug/L	1.0 ug/L
1519	Gross Alpha	BP	N	9310	06/24/2014 16:14	<3.00 U	pCi/L	3.00 pCi/L
00010	Field Temperature	BP	N	Field Sampling	06/13/2014 07:03	23.9	Degrees C	-
82078	Field Turbidity	BP	N	Field Sampling	06/13/2014 07:03	5.00	NTU	-
082545	Groundwater Elevation	BP	N	Field Sampling	06/13/2014 07:03	51.19	ft/msl	-
000406	Field pH	BP	N	Field Sampling	06/13/2014 07:03	9.35	SU	-
000094	Field Conductivity	BP	N	Field Sampling	06/13/2014 07:03	147	umhos/cm	-
000299	Field Dissolved Oxygen	BP	N	Field Sampling	06/13/2014 07:03	1.2	mg/L	-
00080	Color	BP	N	SM 2120B	06/14/2014 14:37	<5.0 U	PCU	5.0 PCU
70300	Total Dissolved Solids	BP	N	SM 2540C	06/16/2014 11:15	120	mg/L	10 mg/L

* Attach Laboratory Reports

PART III ANALYTICAL RESULTS

Facility GMS#: 87081

Test Site ID #: 19337

Sample Date/Time: 06/13/2014 08:19AM

Report Period: 2014 / 2
Year / Qtr

Well Name: MW-2AR

Classification of Groundwater: G-II

Groundwater Elevation (NGVD):

or (MSL): 50.72

Well Purged (Y/N): Y

Well Type:
(X) Background
( ) Detection
( ) Compliance
( ) Other

Storet Code	Parameter Monitored	Sampling Method	Field Filtered (Y/N)	Analysis Method	Analysis Date/Time	* Analysis Result/Units		Detection Limit/Units	
00620	Nitrate as N	BP	N	300.0	06/14/2014 18:20	0.49 I	mg/L	0.50	mg/L
00940	Chloride	BP	N	300.0	06/14/2014 18:20	2.4 I	mg/L	3.0	mg/L
000610	Ammonia as N	BP	N	350.1	06/24/2014 17:38	<0.10 U	mg/L	0.10	mg/L
001055	Manganese	BP	N	6010B	06/20/2014 19:38	23	ug/L	10	ug/L
001051	Lead	BP	N	6010B	06/20/2014 19:38	2.6 I	ug/L	9.0	ug/L
001037	Cobalt	BP	N	6010B	06/20/2014 19:38	<10 U	ug/L	10	ug/L
001042	Copper	BP	N	6010B	06/20/2014 19:38	2.1 I	ug/L	15	ug/L
001045	Iron	BP	N	6010B	06/20/2014 19:38	550	ug/L	100	ug/L
000929	Sodium	BP	N	6010B	06/20/2014 19:38	2.2	mg/L	1.0	mg/L
001077	Silver	BP	N	6010B	06/20/2014 19:38	<10 U	ug/L	10	ug/L
001092	Zinc	BP	N	6010B	06/20/2014 19:38	<20 U	ug/L	20	ug/L
001067	Nickel	BP	N	6010B	06/20/2014 19:38	<40 U	ug/L	40	ug/L
001147	Selenium	BP	N	6010B	06/20/2014 19:38	<15 U	ug/L	15	ug/L
001105	Aluminum	BP	N	6010B	06/20/2014 19:38	1600	ug/L	100	ug/L
001087	Vanadium	BP	N	6010B	06/20/2014 19:38	2.1 I	ug/L	10	ug/L
001007	Barium	BP	N	6010B	06/20/2014 19:38	22	ug/L	10	ug/L
001034	Chromium	BP	N	6010B	06/20/2014 19:38	5.4 I	ug/L	10	ug/L
001027	Cadmium	BP	N	6010B	06/20/2014 19:38	<5.0 U J3	ug/L	5.0	ug/L
001002	Arsenic	BP	N	6020	06/18/2014 03:57	0.45 I	ug/L	5.0	ug/L
001097	Antimony	BP	N	6020	06/18/2014 03:57	<2.0 U	ug/L	2.0	ug/L
001059	Thallium	BP	N	6020	06/18/2014 03:57	<1.0 U	ug/L	1.0	ug/L
001012	Beryllium	BP	N	6020	06/18/2014 03:57	0.13 I	ug/L	1.0	ug/L
71900	Mercury	BP	N	7470A	06/18/2014 16:23	<0.20 U	ug/L	0.20	ug/L
38437	1,2-Dibromo-3-Chloropropane	BP	N	8011	06/25/2014 22:29	<0.020 U	ug/L	0.020	ug/L
77651	1,2-Dibromoethane	BP	N	8011	06/25/2014 22:29	<0.020 U	ug/L	0.020	ug/L
81595	2-Butanone (MEK)	BP	N	8260B	06/23/2014 20:42	<6.0 U	ug/L	6.0	ug/L
73085	Bromochloromethane	BP	N	8260B	06/23/2014 20:42	<1.0 U	ug/L	1.0	ug/L
32101	Bromodichloromethane	BP	N	8260B	06/23/2014 20:42	<1.0 U	ug/L	1.0	ug/L
32104	Bromoform	BP	N	8260B	06/23/2014 20:42	<1.0 U	ug/L	1.0	ug/L
81552	Acetone	BP	N	8260B	06/23/2014 20:42	<20 U	ug/L	20	ug/L
34215	Acrylonitrile	BP	N	8260B	06/23/2014 20:42	<20 U	ug/L	20	ug/L
78124	Benzene	BP	N	8260B	06/23/2014 20:42	<1.0 U	ug/L	1.0	ug/L

* Attach Laboratory Reports

PART III ANALYTICAL RESULTS

Facility GMS#: 87081

Test Site ID #: 19337

Sample Date/Time: 06/13/2014 08:19AM

Report Period: 2014 / 2
Year / Qtr

Well Name: MW-2AR

Classification of Groundwater: G-II

Groundwater Elevation (NGVD):

or (MSL): 50.72

Well Purged (Y/N): Y

Well Type:
(X) Background
( ) Detection
( ) Compliance
( ) Other

Storet Code	Parameter Monitored	Sampling Method	Field Filtered (Y/N)	Analysis Method	Analysis Date/Time	* Analysis Result/Units	Detection Limit/Units
34301	Chlorobenzene	BP	N	8260B	06/23/2014 20:42	<1.0 U ug/L	1.0 ug/L
34311	Chloroethane	BP	N	8260B	06/23/2014 20:42	<2.0 U ug/L	2.0 ug/L
32106	Chloroform	BP	N	8260B	06/23/2014 20:42	<1.0 U ug/L	1.0 ug/L
34413	Bromomethane	BP	N	8260B	06/23/2014 20:42	<2.0 U ug/L	2.0 ug/L
77041	Carbon disulfide	BP	N	8260B	06/23/2014 20:42	<2.0 U ug/L	2.0 ug/L
32102	Carbon tetrachloride	BP	N	8260B	06/23/2014 20:42	<1.0 U ug/L	1.0 ug/L
34536	1,2-Dichlorobenzene	BP	N	8260B	06/23/2014 20:42	<1.0 U ug/L	1.0 ug/L
34531	1,2-Dichloroethane	BP	N	8260B	06/23/2014 20:42	<1.0 U ug/L	1.0 ug/L
34496	1,1-Dichloroethane	BP	N	8260B	06/23/2014 20:42	<1.0 U ug/L	1.0 ug/L
34501	1,1-Dichloroethene	BP	N	8260B	06/23/2014 20:42	<1.0 U ug/L	1.0 ug/L
77443	1,2,3-Trichloropropane	BP	N	8260B	06/23/2014 20:42	<2.5 U ug/L	2.5 ug/L
77103	2-Hexanone	BP	N	8260B	06/23/2014 20:42	<5.0 U ug/L	5.0 ug/L
81596	4-Methyl-2-pentanone (MIBK)	BP	N	8260B	06/23/2014 20:42	<5.0 U ug/L	5.0 ug/L
34541	1,2-Dichloropropane	BP	N	8260B	06/23/2014 20:42	<1.0 U ug/L	1.0 ug/L
34571	1,4-Dichlorobenzene	BP	N	8260B	06/23/2014 20:42	<1.0 U ug/L	1.0 ug/L
34516	1,1,2,2-Tetrachloroethane	BP	N	8260B	06/23/2014 20:42	<1.0 U ug/L	1.0 ug/L
49263	trans-1,4-Dichloro-2-butene	BP	N	8260B	06/23/2014 20:42	<3.0 U ug/L	3.0 ug/L
39180	Trichloroethene	BP	N	8260B	06/23/2014 20:42	<1.0 U ug/L	1.0 ug/L
34488	Trichlorofluoromethane	BP	N	8260B	06/23/2014 20:42	<2.0 U ug/L	2.0 ug/L
34010	Toluene	BP	N	8260B	06/23/2014 20:42	<1.0 U ug/L	1.0 ug/L
34546	trans-1,2-Dichloroethene	BP	N	8260B	06/23/2014 20:42	<1.0 U ug/L	1.0 ug/L
34699	trans-1,3-Dichloropropene	BP	N	8260B	06/23/2014 20:42	<3.0 U ug/L	3.0 ug/L
34506	1,1,1-Trichloroethane	BP	N	8260B	06/23/2014 20:42	<1.0 U ug/L	1.0 ug/L
77562	1,1,1,2-Tetrachloroethane	BP	N	8260B	06/23/2014 20:42	<1.0 U ug/L	1.0 ug/L
34511	1,1,2-Trichloroethane	BP	N	8260B	06/23/2014 20:42	<1.0 U ug/L	1.0 ug/L
77057	Vinyl acetate	BP	N	8260B	06/23/2014 20:42	<3.0 U ug/L	3.0 ug/L
39175	Vinyl chloride	BP	N	8260B	06/23/2014 20:42	<1.0 U ug/L	1.0 ug/L
81551	Xylenes (total)	BP	N	8260B	06/23/2014 20:42	<2.0 U ug/L	2.0 ug/L
32105	Dibromochloromethane	BP	N	8260B	06/23/2014 20:42	<1.0 U ug/L	1.0 ug/L
77596	Dibromomethane	BP	N	8260B	06/23/2014 20:42	<1.0 U ug/L	1.0 ug/L
34418	Chloromethane	BP	N	8260B	06/23/2014 20:42	<2.0 U ug/L	2.0 ug/L
77093	cis-1,2-Dichloroethene	BP	N	8260B	06/23/2014 20:42	<1.0 U ug/L	1.0 ug/L

* Attach Laboratory Reports

PART III ANALYTICAL RESULTS

Facility GMS#: 87081

Test Site ID #: 19337

Sample Date/Time: 06/13/2014 08:19AM

Report Period: 2014 / 2
Year / Qtr

Well Name: MW-2AR

Classification of Groundwater: G-II

Groundwater Elevation (NGVD):

or (MSL): 50.72

Well Purged (Y/N): Y

Well Type:
(X) Background
( ) Detection
( ) Compliance
( ) Other

Storet Code	Parameter Monitored	Sampling Method	Field Filtered (Y/N)	Analysis Method	Analysis Date/Time	* Analysis Result/Units		Detection Limit/Units
34704	cis-1,3-Dichloropropene	BP	N	8260B	06/23/2014 20:42	<1.0 U	ug/L	1.0 ug/L
77128	Styrene	BP	N	8260B	06/23/2014 20:42	<1.0 U	ug/L	1.0 ug/L
34475	Tetrachloroethene	BP	N	8260B	06/23/2014 20:42	<1.0 U	ug/L	1.0 ug/L
34371	Ethylbenzene	BP	N	8260B	06/23/2014 20:42	<1.0 U	ug/L	1.0 ug/L
77424	Iodomethane	BP	N	8260B	06/23/2014 20:42	<1.0 U	ug/L	1.0 ug/L
34423	Methylene Chloride	BP	N	8260B	06/23/2014 20:42	<2.0 U	ug/L	2.0 ug/L
1519	Gross Alpha	BP	N	9310	06/24/2014 19:30	2.10	pCi/L	3.00 pCi/L
00010	Field Temperature	BP	N	Field Sampling	06/13/2014 06:19	24.9	Degrees C	-
000406	Field pH	BP	N	Field Sampling	06/13/2014 06:19	5.23	SU	-
082545	Groundwater Elevation	BP	N	Field Sampling	06/13/2014 06:19	50.72	ft/msl	-
82078	Field Turbidity	BP	N	Field Sampling	06/13/2014 06:19	12.14	NTU	-
000299	Field Dissolved Oxygen	BP	N	Field Sampling	06/13/2014 06:19	4.6	mg/L	-
000094	Field Conductivity	BP	N	Field Sampling	06/13/2014 06:19	28	umhos/cm	-
00080	Color	BP	N	SM 2120B	06/14/2014 14:37	<5.0 U	PCU	5.0 PCU
70300	Total Dissolved Solids	BP	N	SM 2540C	06/16/2014 11:15	22	mg/L	10 mg/L

* Attach Laboratory Reports

PART III ANALYTICAL RESULTS

Facility GMS#: 87081

Test Site ID #: 19338

Sample Date/Time: 06/13/2014 07:49AM

Report Period: 2014 / 2
Year / Qtr

Well Name: MW-2B

Classification of Groundwater: G-II

Groundwater Elevation (NGVD):

or (MSL): 49.48

Well Purged (Y/N): Y

Well Type:
(X) Background
( ) Detection
( ) Compliance
( ) Other

Storet Code	Parameter Monitored	Sampling Method	Field Filtered (Y/N)	Analysis Method	Analysis Date/Time	* Analysis Result/Units		Detection Limit/Units
00940	Chloride	BP	N	300.0	06/14/2014 18:36	4.9	mg/L	3.0 mg/L
00620	Nitrate as N	BP	N	300.0	06/14/2014 18:36	0.59	mg/L	0.50 mg/L
000610	Ammonia as N	BP	N	350.1	06/24/2014 17:40	<0.10 U	mg/L	0.10 mg/L
001055	Manganese	BP	N	6010B	06/20/2014 19:41	0.84 I V	ug/L	10 ug/L
001067	Nickel	BP	N	6010B	06/20/2014 19:41	<40 U	ug/L	40 ug/L
001042	Copper	BP	N	6010B	06/20/2014 19:41	<15 U	ug/L	15 ug/L
001045	Iron	BP	N	6010B	06/20/2014 19:41	46 I	ug/L	100 ug/L
001051	Lead	BP	N	6010B	06/20/2014 19:41	<9.0 U	ug/L	9.0 ug/L
001087	Vanadium	BP	N	6010B	06/20/2014 19:41	1.5 I	ug/L	10 ug/L
001092	Zinc	BP	N	6010B	06/20/2014 19:41	<20 U	ug/L	20 ug/L
000929	Sodium	BP	N	6010B	06/20/2014 19:41	4.9	mg/L	1.0 mg/L
001147	Selenium	BP	N	6010B	06/20/2014 19:41	<15 U	ug/L	15 ug/L
001077	Silver	BP	N	6010B	06/20/2014 19:41	<10 U	ug/L	10 ug/L
001007	Barium	BP	N	6010B	06/20/2014 19:41	6.5 I V	ug/L	10 ug/L
001105	Aluminum	BP	N	6010B	06/20/2014 19:41	130	ug/L	100 ug/L
001027	Cadmium	BP	N	6010B	06/20/2014 19:41	<5.0 U J3	ug/L	5.0 ug/L
001037	Cobalt	BP	N	6010B	06/20/2014 19:41	<10 U	ug/L	10 ug/L
001034	Chromium	BP	N	6010B	06/20/2014 19:41	1.3 I	ug/L	10 ug/L
001012	Beryllium	BP	N	6020	06/18/2014 04:00	<1.0 U	ug/L	1.0 ug/L
001059	Thallium	BP	N	6020	06/18/2014 04:00	<1.0 U	ug/L	1.0 ug/L
001097	Antimony	BP	N	6020	06/18/2014 04:00	<2.0 U	ug/L	2.0 ug/L
001002	Arsenic	BP	N	6020	06/18/2014 04:00	0.34 I	ug/L	5.0 ug/L
71900	Mercury	BP	N	7470A	06/18/2014 16:25	<0.20 U	ug/L	0.20 ug/L
38437	1,2-Dibromo-3-Chloropropane	BP	N	8011	06/25/2014 22:48	<0.020 U	ug/L	0.020 ug/L
77651	1,2-Dibromoethane	BP	N	8011	06/25/2014 22:48	<0.020 U	ug/L	0.020 ug/L
34501	1,1-Dichloroethene	BP	N	8260B	06/23/2014 21:03	<1.0 U	ug/L	1.0 ug/L
34496	1,1-Dichloroethane	BP	N	8260B	06/23/2014 21:03	<1.0 U	ug/L	1.0 ug/L
34536	1,2-Dichlorobenzene	BP	N	8260B	06/23/2014 21:03	<1.0 U	ug/L	1.0 ug/L
77443	1,2,3-Trichloropropane	BP	N	8260B	06/23/2014 21:03	<2.5 U	ug/L	2.5 ug/L
34511	1,1,2-Trichloroethane	BP	N	8260B	06/23/2014 21:03	<1.0 U	ug/L	1.0 ug/L
77562	1,1,1,2-Tetrachloroethane	BP	N	8260B	06/23/2014 21:03	<1.0 U	ug/L	1.0 ug/L
32104	Bromoform	BP	N	8260B	06/23/2014 21:03	<1.0 U	ug/L	1.0 ug/L

* Attach Laboratory Reports

PART III ANALYTICAL RESULTS

Facility GMS#: 87081

Test Site ID #: 19338

Sample Date/Time: 06/13/2014 07:49AM

Report Period: 2014 / 2
Year / Qtr

Well Name: MW-2B

Classification of Groundwater: G-II

Groundwater Elevation (NGVD):

or (MSL): 49.48

Well Purged (Y/N): Y

Well Type:
(X) Background
( ) Detection
( ) Compliance
( ) Other

Storet Code	Parameter Monitored	Sampling Method	Field Filtered (Y/N)	Analysis Method	Analysis Date/Time	* Analysis Result/Units	Detection Limit/Units
34516	1,1,2,2-Tetrachloroethane	BP	N	8260B	06/23/2014 21:03	<1.0 U ug/L	1.0 ug/L
34506	1,1,1-Trichloroethane	BP	N	8260B	06/23/2014 21:03	<1.0 U ug/L	1.0 ug/L
34371	Ethylbenzene	BP	N	8260B	06/23/2014 21:03	<1.0 U ug/L	1.0 ug/L
77424	Iodomethane	BP	N	8260B	06/23/2014 21:03	<1.0 U ug/L	1.0 ug/L
77596	Dibromomethane	BP	N	8260B	06/23/2014 21:03	<1.0 U ug/L	1.0 ug/L
34423	Methylene Chloride	BP	N	8260B	06/23/2014 21:03	<2.0 U ug/L	2.0 ug/L
34010	Toluene	BP	N	8260B	06/23/2014 21:03	<1.0 U ug/L	1.0 ug/L
77128	Styrene	BP	N	8260B	06/23/2014 21:03	<1.0 U ug/L	1.0 ug/L
34475	Tetrachloroethene	BP	N	8260B	06/23/2014 21:03	<1.0 U ug/L	1.0 ug/L
32105	Dibromochloromethane	BP	N	8260B	06/23/2014 21:03	<1.0 U ug/L	1.0 ug/L
32102	Carbon tetrachloride	BP	N	8260B	06/23/2014 21:03	<1.0 U ug/L	1.0 ug/L
34301	Chlorobenzene	BP	N	8260B	06/23/2014 21:03	<1.0 U ug/L	1.0 ug/L
34413	Bromomethane	BP	N	8260B	06/23/2014 21:03	<2.0 U ug/L	2.0 ug/L
77041	Carbon disulfide	BP	N	8260B	06/23/2014 21:03	<2.0 U ug/L	2.0 ug/L
34311	Chloroethane	BP	N	8260B	06/23/2014 21:03	<2.0 U ug/L	2.0 ug/L
77093	cis-1,2-Dichloroethene	BP	N	8260B	06/23/2014 21:03	<1.0 U ug/L	1.0 ug/L
34704	cis-1,3-Dichloropropene	BP	N	8260B	06/23/2014 21:03	<1.0 U ug/L	1.0 ug/L
32106	Chloroform	BP	N	8260B	06/23/2014 21:03	<1.0 U ug/L	1.0 ug/L
34418	Chloromethane	BP	N	8260B	06/23/2014 21:03	<2.0 U ug/L	2.0 ug/L
34546	trans-1,2-Dichloroethene	BP	N	8260B	06/23/2014 21:03	<1.0 U ug/L	1.0 ug/L
81596	4-Methyl-2-pentanone (MIBK)	BP	N	8260B	06/23/2014 21:03	<5.0 U ug/L	5.0 ug/L
34215	Acrylonitrile	BP	N	8260B	06/23/2014 21:03	<20 U ug/L	20 ug/L
81552	Acetone	BP	N	8260B	06/23/2014 21:03	6.5 I ug/L	20 ug/L
77103	2-Hexanone	BP	N	8260B	06/23/2014 21:03	<5.0 U ug/L	5.0 ug/L
34541	1,2-Dichloropropane	BP	N	8260B	06/23/2014 21:03	<1.0 U ug/L	1.0 ug/L
34531	1,2-Dichloroethane	BP	N	8260B	06/23/2014 21:03	<1.0 U ug/L	1.0 ug/L
81595	2-Butanone (MEK)	BP	N	8260B	06/23/2014 21:03	<6.0 U ug/L	6.0 ug/L
34571	1,4-Dichlorobenzene	BP	N	8260B	06/23/2014 21:03	<1.0 U ug/L	1.0 ug/L
78124	Benzene	BP	N	8260B	06/23/2014 21:03	<1.0 U ug/L	1.0 ug/L
39180	Trichloroethene	BP	N	8260B	06/23/2014 21:03	<1.0 U ug/L	1.0 ug/L
34488	Trichlorofluoromethane	BP	N	8260B	06/23/2014 21:03	<2.0 U ug/L	2.0 ug/L
34699	trans-1,3-Dichloropropene	BP	N	8260B	06/23/2014 21:03	<3.0 U ug/L	3.0 ug/L

* Attach Laboratory Reports

PART III ANALYTICAL RESULTS

Facility GMS#: 87081

Test Site ID #: 19338

Sample Date/Time: 06/13/2014 07:49AM

Report Period: 2014 / 2
Year / Qtr

Well Name: MW-2B

Classification of Groundwater: G-II

Groundwater Elevation (NGVD):

or (MSL): 49.48

Well Purged (Y/N): Y

Well Type:
(X) Background
( ) Detection
( ) Compliance
( ) Other

Storet Code	Parameter Monitored	Sampling Method	Field Filtered (Y/N)	Analysis Method	Analysis Date/Time	* Analysis Result/Units		Detection Limit/Units
49263	trans-1,4-Dichloro-2-butene	BP	N	8260B	06/23/2014 21:03	<3.0 U	ug/L	3.0 ug/L
77057	Vinyl acetate	BP	N	8260B	06/23/2014 21:03	<3.0 U	ug/L	3.0 ug/L
32101	Bromodichloromethane	BP	N	8260B	06/23/2014 21:03	<1.0 U	ug/L	1.0 ug/L
73085	Bromochloromethane	BP	N	8260B	06/23/2014 21:03	<1.0 U	ug/L	1.0 ug/L
39175	Vinyl chloride	BP	N	8260B	06/23/2014 21:03	<1.0 U	ug/L	1.0 ug/L
81551	Xylenes (total)	BP	N	8260B	06/23/2014 21:03	<2.0 U	ug/L	2.0 ug/L
1519	Gross Alpha	BP	N	9310	06/24/2014 19:30	3.73	pCi/L	3.00 pCi/L
000406	Field pH	BP	N	Field Sampling	06/13/2014 05:49	7.90	SU	-
00010	Field Temperature	BP	N	Field Sampling	06/13/2014 05:49	24.7	Degrees C	-
000094	Field Conductivity	BP	N	Field Sampling	06/13/2014 05:49	138	umhos/cm	-
000299	Field Dissolved Oxygen	BP	N	Field Sampling	06/13/2014 05:49	0.0	mg/L	-
82078	Field Turbidity	BP	N	Field Sampling	06/13/2014 05:49	2.80	NTU	-
082545	Groundwater Elevation	BP	N	Field Sampling	06/13/2014 05:49	49.48	ft/msl	-
00080	Color	BP	N	SM 2120B	06/14/2014 14:37	<5.0 U	PCU	5.0 PCU
70300	Total Dissolved Solids	BP	N	SM 2540C	06/16/2014 11:15	78	mg/L	10 mg/L

* Attach Laboratory Reports

PART III ANALYTICAL RESULTS

Facility GMS#: 87081

Test Site ID #: 19868

Sample Date/Time: 06/13/2014 07:13AM

Report Period: 2014 / 2
Year / Qtr

Well Name: MW-8R

Classification of Groundwater: G-II

Groundwater Elevation (NGVD):

or (MSL): 52.04

Well Purged (Y/N): Y

Well Type:
(X) Background
( ) Detection
( ) Compliance
( ) Other

Storet Code	Parameter Monitored	Sampling Method	Field Filtered (Y/N)	Analysis Method	Analysis Date/Time	* Analysis Result/Units		Detection Limit/Units
00620	Nitrate as N	SP	N	300.0	06/14/2014 18:51	1.2	mg/L	0.50 mg/L
00940	Chloride	SP	N	300.0	06/14/2014 18:51	4.6	mg/L	3.0 mg/L
000610	Ammonia as N	SP	N	350.1	06/24/2014 17:42	<0.10 U	mg/L	0.10 mg/L
001007	Barium	SP	N	6010B	06/20/2014 19:43	10	ug/L	10 ug/L
001027	Cadmium	SP	N	6010B	06/20/2014 19:43	<5.0 U J3	ug/L	5.0 ug/L
001034	Chromium	SP	N	6010B	06/20/2014 19:43	2.2 I	ug/L	10 ug/L
001051	Lead	SP	N	6010B	06/20/2014 19:43	<9.0 U	ug/L	9.0 ug/L
001147	Selenium	SP	N	6010B	06/20/2014 19:43	<15 U	ug/L	15 ug/L
001045	Iron	SP	N	6010B	06/20/2014 19:43	220	ug/L	100 ug/L
001105	Aluminum	SP	N	6010B	06/20/2014 19:43	290	ug/L	100 ug/L
001077	Silver	SP	N	6010B	06/20/2014 19:43	<10 U	ug/L	10 ug/L
001055	Manganese	SP	N	6010B	06/20/2014 19:43	2.6 I V	ug/L	10 ug/L
001067	Nickel	SP	N	6010B	06/20/2014 19:43	2.2 I	ug/L	40 ug/L
000929	Sodium	SP	N	6010B	06/20/2014 19:43	11	mg/L	1.0 mg/L
001037	Cobalt	SP	N	6010B	06/20/2014 19:43	<10 U	ug/L	10 ug/L
001092	Zinc	SP	N	6010B	06/20/2014 19:43	9.6 I	ug/L	20 ug/L
001087	Vanadium	SP	N	6010B	06/20/2014 19:43	1.5 I	ug/L	10 ug/L
001042	Copper	SP	N	6010B	06/20/2014 19:43	5.7 I	ug/L	15 ug/L
001097	Antimony	SP	N	6020	06/18/2014 04:04	2.3	ug/L	2.0 ug/L
001002	Arsenic	SP	N	6020	06/18/2014 04:04	0.54 I	ug/L	5.0 ug/L
001059	Thallium	SP	N	6020	06/18/2014 04:04	<1.0 U	ug/L	1.0 ug/L
001012	Beryllium	SP	N	6020	06/18/2014 04:04	<1.0 U	ug/L	1.0 ug/L
71900	Mercury	SP	N	7470A	06/18/2014 16:27	<0.20 U	ug/L	0.20 ug/L
77651	1,2-Dibromoethane	SP	N	8011	06/25/2014 23:07	<0.020 U	ug/L	0.020 ug/L
38437	1,2-Dibromo-3-Chloropropane	SP	N	8011	06/25/2014 23:07	<0.020 U	ug/L	0.020 ug/L
39175	Vinyl chloride	SP	N	8260B	06/23/2014 21:24	<1.0 U	ug/L	1.0 ug/L
81551	Xylenes (total)	SP	N	8260B	06/23/2014 21:24	<2.0 U	ug/L	2.0 ug/L
34423	Methylene Chloride	SP	N	8260B	06/23/2014 21:24	<2.0 U	ug/L	2.0 ug/L
34475	Tetrachloroethene	SP	N	8260B	06/23/2014 21:24	<1.0 U	ug/L	1.0 ug/L
34010	Toluene	SP	N	8260B	06/23/2014 21:24	<1.0 U	ug/L	1.0 ug/L
34546	trans-1,2-Dichloroethene	SP	N	8260B	06/23/2014 21:24	<1.0 U	ug/L	1.0 ug/L
77128	Styrene	SP	N	8260B	06/23/2014 21:24	<1.0 U	ug/L	1.0 ug/L

* Attach Laboratory Reports

PART III ANALYTICAL RESULTS

Facility GMS#: 87081

Test Site ID #: 19868

Sample Date/Time: 06/13/2014 07:13AM

Report Period: 2014 / 2
Year / Qtr

Well Name: MW-8R

Classification of Groundwater: G-II

Groundwater Elevation (NGVD):

or (MSL): 52.04

Well Purged (Y/N): Y

Well Type:
(X) Background
( ) Detection
( ) Compliance
( ) Other

Storet Code	Parameter Monitored	Sampling Method	Field Filtered (Y/N)	Analysis Method	Analysis Date/Time	* Analysis Result/Units	Detection Limit/Units
34699	trans-1,3-Dichloropropene	SP	N	8260B	06/23/2014 21:24	<3.0 U ug/L	3.0 ug/L
34488	Trichlorofluoromethane	SP	N	8260B	06/23/2014 21:24	<2.0 U ug/L	2.0 ug/L
77057	Vinyl acetate	SP	N	8260B	06/23/2014 21:24	<3.0 U ug/L	3.0 ug/L
49263	trans-1,4-Dichloro-2-butene	SP	N	8260B	06/23/2014 21:24	<3.0 U ug/L	3.0 ug/L
39180	Trichloroethene	SP	N	8260B	06/23/2014 21:24	<1.0 U ug/L	1.0 ug/L
32102	Carbon tetrachloride	SP	N	8260B	06/23/2014 21:24	<1.0 U ug/L	1.0 ug/L
77041	Carbon disulfide	SP	N	8260B	06/23/2014 21:24	<2.0 U ug/L	2.0 ug/L
34311	Chloroethane	SP	N	8260B	06/23/2014 21:24	<2.0 U ug/L	2.0 ug/L
34301	Chlorobenzene	SP	N	8260B	06/23/2014 21:24	<1.0 U ug/L	1.0 ug/L
34413	Bromomethane	SP	N	8260B	06/23/2014 21:24	<2.0 U ug/L	2.0 ug/L
73085	Bromochloromethane	SP	N	8260B	06/23/2014 21:24	<1.0 U ug/L	1.0 ug/L
78124	Benzene	SP	N	8260B	06/23/2014 21:24	<1.0 U ug/L	1.0 ug/L
32104	Bromoform	SP	N	8260B	06/23/2014 21:24	<1.0 U ug/L	1.0 ug/L
32101	Bromodichloromethane	SP	N	8260B	06/23/2014 21:24	<1.0 U ug/L	1.0 ug/L
77596	Dibromomethane	SP	N	8260B	06/23/2014 21:24	<1.0 U ug/L	1.0 ug/L
77424	Iodomethane	SP	N	8260B	06/23/2014 21:24	<1.0 U ug/L	1.0 ug/L
34371	Ethylbenzene	SP	N	8260B	06/23/2014 21:24	<1.0 U ug/L	1.0 ug/L
32105	Dibromochloromethane	SP	N	8260B	06/23/2014 21:24	<1.0 U ug/L	1.0 ug/L
34418	Chloromethane	SP	N	8260B	06/23/2014 21:24	<2.0 U ug/L	2.0 ug/L
32106	Chloroform	SP	N	8260B	06/23/2014 21:24	<1.0 U ug/L	1.0 ug/L
34704	cis-1,3-Dichloropropene	SP	N	8260B	06/23/2014 21:24	<1.0 U ug/L	1.0 ug/L
77093	cis-1,2-Dichloroethene	SP	N	8260B	06/23/2014 21:24	<1.0 U ug/L	1.0 ug/L
34215	Acrylonitrile	SP	N	8260B	06/23/2014 21:24	<20 U ug/L	20 ug/L
34536	1,2-Dichlorobenzene	SP	N	8260B	06/23/2014 21:24	<1.0 U ug/L	1.0 ug/L
77443	1,2,3-Trichloropropane	SP	N	8260B	06/23/2014 21:24	<2.5 U ug/L	2.5 ug/L
34541	1,2-Dichloropropane	SP	N	8260B	06/23/2014 21:24	<1.0 U ug/L	1.0 ug/L
34531	1,2-Dichloroethane	SP	N	8260B	06/23/2014 21:24	<1.0 U ug/L	1.0 ug/L
34501	1,1-Dichloroethene	SP	N	8260B	06/23/2014 21:24	<1.0 U ug/L	1.0 ug/L
34506	1,1,1-Trichloroethane	SP	N	8260B	06/23/2014 21:24	<1.0 U ug/L	1.0 ug/L
77562	1,1,1,2-Tetrachloroethane	SP	N	8260B	06/23/2014 21:24	<1.0 U ug/L	1.0 ug/L
34516	1,1,2,2-Tetrachloroethane	SP	N	8260B	06/23/2014 21:24	<1.0 U ug/L	1.0 ug/L
34496	1,1-Dichloroethane	SP	N	8260B	06/23/2014 21:24	<1.0 U ug/L	1.0 ug/L

* Attach Laboratory Reports

PART III ANALYTICAL RESULTS

Facility GMS#: 87081

Test Site ID #: 19868

Sample Date/Time: 06/13/2014 07:13AM

Report Period: 2014 / 2
Year / Qtr

Well Name: MW-8R

Classification of Groundwater: G-II

Groundwater Elevation (NGVD):

or (MSL): 52.04

Well Purged (Y/N): Y

Well Type:
(X) Background
( ) Detection
( ) Compliance
( ) Other

Storet Code	Parameter Monitored	Sampling Method	Field Filtered (Y/N)	Analysis Method	Analysis Date/Time	* Analysis Result/Units		Detection Limit/Units
34511	1,1,2-Trichloroethane	SP	N	8260B	06/23/2014 21:24	<1.0 U	ug/L	1.0 ug/L
34571	1,4-Dichlorobenzene	SP	N	8260B	06/23/2014 21:24	<1.0 U	ug/L	1.0 ug/L
77103	2-Hexanone	SP	N	8260B	06/23/2014 21:24	<5.0 U	ug/L	5.0 ug/L
81595	2-Butanone (MEK)	SP	N	8260B	06/23/2014 21:24	<6.0 U	ug/L	6.0 ug/L
81552	Acetone	SP	N	8260B	06/23/2014 21:24	<20 U	ug/L	20 ug/L
81596	4-Methyl-2-pentanone (MIBK)	SP	N	8260B	06/23/2014 21:24	<5.0 U	ug/L	5.0 ug/L
1519	Gross Alpha	SP	N	9310	06/24/2014 19:30	4.88	pCi/L	3.00 pCi/L
82078	Field Turbidity	SP	N	Field Sampling	06/13/2014 05:13	6.16	NTU	-
082545	Groundwater Elevation	SP	N	Field Sampling	06/13/2014 05:13	52.04	ft/msl	-
000406	Field pH	SP	N	Field Sampling	06/13/2014 05:13	6.41	SU	-
000094	Field Conductivity	SP	N	Field Sampling	06/13/2014 05:13	189	umhos/cm	-
000299	Field Dissolved Oxygen	SP	N	Field Sampling	06/13/2014 05:13	2.0	mg/L	-
00010	Field Temperature	SP	N	Field Sampling	06/13/2014 05:13	24.3	Degrees C	-
00080	Color	SP	N	SM 2120B	06/14/2014 14:37	<5.0 U	PCU	5.0 PCU
70300	Total Dissolved Solids	SP	N	SM 2540C	06/16/2014 11:15	88	mg/L	10 mg/L

* Attach Laboratory Reports

PART III ANALYTICAL RESULTS

Facility GMS#: 87081

Test Site ID #:

Sample Date/Time: 06/13/2014 12:00AM

Report Period: 2014 / 2
Year / Qtr

Well Name: TRIP BLANK1

Classification of Groundwater: G-II

Groundwater Elevation (NGVD):

or (MSL):

Well Purged (Y/N): N

Well Type:
( ) Background
( ) Detection
( ) Compliance
(X) Other

Storet Code	Parameter Monitored	Sampling Method	Field Filtered (Y/N)	Analysis Method	Analysis Date/Time	* Analysis Result/Units	Detection Limit/Units
81551	Xylenes (total)	Z	N	8260B	06/23/2014 21:45	<2.0 U ug/L	2.0 ug/L
34546	trans-1,2-Dichloroethene	Z	N	8260B	06/23/2014 21:45	<1.0 U ug/L	1.0 ug/L
34699	trans-1,3-Dichloropropene	Z	N	8260B	06/23/2014 21:45	<3.0 U ug/L	3.0 ug/L
49263	trans-1,4-Dichloro-2-butene	Z	N	8260B	06/23/2014 21:45	<3.0 U ug/L	3.0 ug/L
34475	Tetrachloroethene	Z	N	8260B	06/23/2014 21:45	<1.0 U ug/L	1.0 ug/L
34010	Toluene	Z	N	8260B	06/23/2014 21:45	<1.0 U ug/L	1.0 ug/L
39175	Vinyl chloride	Z	N	8260B	06/23/2014 21:45	<1.0 U ug/L	1.0 ug/L
32102	Carbon tetrachloride	Z	N	8260B	06/23/2014 21:45	<1.0 U ug/L	1.0 ug/L
77041	Carbon disulfide	Z	N	8260B	06/23/2014 21:45	<2.0 U ug/L	2.0 ug/L
39180	Trichloroethene	Z	N	8260B	06/23/2014 21:45	<1.0 U ug/L	1.0 ug/L
34488	Trichlorofluoromethane	Z	N	8260B	06/23/2014 21:45	<2.0 U ug/L	2.0 ug/L
77057	Vinyl acetate	Z	N	8260B	06/23/2014 21:45	<3.0 U ug/L	3.0 ug/L
77093	cis-1,2-Dichloroethene	Z	N	8260B	06/23/2014 21:45	<1.0 U ug/L	1.0 ug/L
34704	cis-1,3-Dichloropropene	Z	N	8260B	06/23/2014 21:45	<1.0 U ug/L	1.0 ug/L
32105	Dibromochloromethane	Z	N	8260B	06/23/2014 21:45	<1.0 U ug/L	1.0 ug/L
34311	Chloroethane	Z	N	8260B	06/23/2014 21:45	<2.0 U ug/L	2.0 ug/L
32106	Chloroform	Z	N	8260B	06/23/2014 21:45	<1.0 U ug/L	1.0 ug/L
34418	Chloromethane	Z	N	8260B	06/23/2014 21:45	<2.0 U ug/L	2.0 ug/L
77424	Iodomethane	Z	N	8260B	06/23/2014 21:45	<1.0 U ug/L	1.0 ug/L
34423	Methylene Chloride	Z	N	8260B	06/23/2014 21:45	<2.0 U ug/L	2.0 ug/L
77128	Styrene	Z	N	8260B	06/23/2014 21:45	<1.0 U ug/L	1.0 ug/L
77596	Dibromomethane	Z	N	8260B	06/23/2014 21:45	<1.0 U ug/L	1.0 ug/L
34371	Ethylbenzene	Z	N	8260B	06/23/2014 21:45	<1.0 U ug/L	1.0 ug/L
34536	1,2-Dichlorobenzene	Z	N	8260B	06/23/2014 21:45	<1.0 U ug/L	1.0 ug/L
77443	1,2,3-Trichloropropane	Z	N	8260B	06/23/2014 21:45	<2.5 U ug/L	2.5 ug/L
34501	1,1-Dichloroethene	Z	N	8260B	06/23/2014 21:45	<1.0 U ug/L	1.0 ug/L
34541	1,2-Dichloropropane	Z	N	8260B	06/23/2014 21:45	<1.0 U ug/L	1.0 ug/L
34531	1,2-Dichloroethane	Z	N	8260B	06/23/2014 21:45	<1.0 U ug/L	1.0 ug/L
34506	1,1,1-Trichloroethane	Z	N	8260B	06/23/2014 21:45	<1.0 U ug/L	1.0 ug/L
77562	1,1,1,2-Tetrachloroethane	Z	N	8260B	06/23/2014 21:45	<1.0 U ug/L	1.0 ug/L
34301	Chlorobenzene	Z	N	8260B	06/23/2014 21:45	<1.0 U ug/L	1.0 ug/L
34496	1,1-Dichloroethane	Z	N	8260B	06/23/2014 21:45	<1.0 U ug/L	1.0 ug/L

* Attach Laboratory Reports

PART III ANALYTICAL RESULTS

Facility GMS#: 87081

Test Site ID #:

Sample Date/Time: 06/13/2014 12:00AM

Report Period: 2014 / 2
Year / Qtr

Well Name: TRIP BLANK1

Classification of Groundwater: G-II

Groundwater Elevation (NGVD):

or (MSL):

Well Purged (Y/N): N

Well Type:
( ) Background
( ) Detection
( ) Compliance
(X) Other

Storet Code	Parameter Monitored	Sampling Method	Field Filtered (Y/N)	Analysis Method	Analysis Date/Time	* Analysis Result/Units	Detection Limit/Units
34511	1,1,2-Trichloroethane	Z	N	8260B	06/23/2014 21:45	<1.0 U ug/L	1.0 ug/L
34516	1,1,2,2-Tetrachloroethane	Z	N	8260B	06/23/2014 21:45	<1.0 U ug/L	1.0 ug/L
73085	Bromochloromethane	Z	N	8260B	06/23/2014 21:45	<1.0 U ug/L	1.0 ug/L
78124	Benzene	Z	N	8260B	06/23/2014 21:45	<1.0 U ug/L	1.0 ug/L
34215	Acrylonitrile	Z	N	8260B	06/23/2014 21:45	<20 U ug/L	20 ug/L
34413	Bromomethane	Z	N	8260B	06/23/2014 21:45	<2.0 U ug/L	2.0 ug/L
32104	Bromoform	Z	N	8260B	06/23/2014 21:45	<1.0 U ug/L	1.0 ug/L
32101	Bromodichloromethane	Z	N	8260B	06/23/2014 21:45	<1.0 U ug/L	1.0 ug/L
77103	2-Hexanone	Z	N	8260B	06/23/2014 21:45	<5.0 U ug/L	5.0 ug/L
81595	2-Butanone (MEK)	Z	N	8260B	06/23/2014 21:45	<6.0 U ug/L	6.0 ug/L
34571	1,4-Dichlorobenzene	Z	N	8260B	06/23/2014 21:45	<1.0 U ug/L	1.0 ug/L
81552	Acetone	Z	N	8260B	06/23/2014 21:45	<20 U ug/L	20 ug/L
81596	4-Methyl-2-pentanone (MIBK)	Z	N	8260B	06/23/2014 21:45	<5.0 U ug/L	5.0 ug/L

* Attach Laboratory Reports

PART III ANALYTICAL RESULTS

Facility GMS#: 87081

Test Site ID #: 19879

Sample Date/Time: 06/12/2014 09:55AM

Report Period: 2014 / 2
Year / Qtr

Well Name: MW-FL1

Classification of Groundwater: G-II

Groundwater Elevation (NGVD):

or (MSL): 49.64

Well Purged (Y/N): Y

Well Type:
( ) Background
( ) Detection
(X) Compliance
( ) Other

Storet Code	Parameter Monitored	Sampling Method	Field Filtered (Y/N)	Analysis Method	Analysis Date/Time	* Analysis Result/Units	Detection Limit/Units
77651	1,2-Dibromoethane	BP	N	8011	06/25/2014 23:25	<0.020 U ug/L	0.020 ug/L
38437	1,2-Dibromo-3-Chloropropane	BP	N	8011	06/25/2014 23:25	<0.020 U ug/L	0.020 ug/L

* Attach Laboratory Reports

Login Sample Receipt Checklist

Client: Waste Management

Job Number: 280-56612-1

Login Number: 56612

List Source: TestAmerica Denver

List Number: 1

Creator: Dedio, Michael T

Question	Answer	Comment
Radioactivity either was not measured or, if measured, is at or below background	True	
The cooler's custody seal, if present, is intact.	True	
The cooler or samples do not appear to have been compromised or tampered with.	True	
Samples were received on ice.	True	
Cooler Temperature is acceptable.	True	
Cooler Temperature is recorded.	True	
COC is present.	True	
COC is filled out in ink and legible.	True	
COC is filled out with all pertinent information.	True	
Is the Field Sampler's name present on COC?	True	
There are no discrepancies between the sample IDs on the containers and the COC.	False	No: Received extra samples not listed on COC.
Samples are received within Holding Time.	True	
Sample containers have legible labels.	True	
Containers are not broken or leaking.	True	
Sample collection date/times are provided.	True	
Appropriate sample containers are used.	True	
Sample bottles are completely filled.	True	
Sample Preservation Verified	N/A	
There is sufficient vol. for all requested analyses, incl. any requested MS/MSDs	True	
VOA sample vials do not have headspace or bubble is <6mm (1/4") in diameter.	True	
If necessary, staff have been informed of any short hold time or quick TAT needs	True	
Multiphasic samples are not present.	True	
Samples do not require splitting or compositing.	True	
Sampling Company provided.	True	
Samples received within 48 hours of sampling.	True	
Samples requiring field filtration have been filtered in the field.	True	
Chlorine Residual checked.	N/A	

Login Sample Receipt Checklist

Client: Waste Management

Job Number: 280-56612-1

Login Number: 56612
List Number: 2
Creator: Clarke, Jill C

List Source: TestAmerica St. Louis
List Creation: 06/17/14 01:33 PM

Question	Answer	Comment
Radioactivity wasn't checked or is </= background as measured by a survey meter.	True	
The cooler's custody seal, if present, is intact.	True	
Sample custody seals, if present, are intact.	N/A	
The cooler or samples do not appear to have been compromised or tampered with.	True	
Samples were received on ice.	True	
Cooler Temperature is acceptable.	True	
Cooler Temperature is recorded.	True	1.3, 2.1
COC is present.	True	
COC is filled out in ink and legible.	True	
COC is filled out with all pertinent information.	True	
Is the Field Sampler's name present on COC?	False	
There are no discrepancies between the containers received and the COC.	True	
Samples are received within Holding Time.	True	
Sample containers have legible labels.	True	
Containers are not broken or leaking.	True	
Sample collection date/times are provided.	True	
Appropriate sample containers are used.	True	
Sample bottles are completely filled.	True	
Sample Preservation Verified.	True	
There is sufficient vol. for all requested analyses, incl. any requested MS/MSDs	True	
Containers requiring zero headspace have no headspace or bubble is <6mm (1/4").	N/A	
Multiphasic samples are not present.	True	
Samples do not require splitting or compositing.	True	
Residual Chlorine Checked.	N/A	

Login Sample Receipt Checklist

Client: Waste Management

Job Number: 280-56612-1

Login Number: 56638

List Source: TestAmerica Denver

List Number: 1

Creator: Knauf, James R

Question	Answer	Comment
Radioactivity either was not measured or, if measured, is at or below background	True	
The cooler's custody seal, if present, is intact.	True	
The cooler or samples do not appear to have been compromised or tampered with.	True	
Samples were received on ice.	True	
Cooler Temperature is acceptable.	True	
Cooler Temperature is recorded.	True	
COC is present.	True	
COC is filled out in ink and legible.	True	
COC is filled out with all pertinent information.	True	
Is the Field Sampler's name present on COC?	True	
There are no discrepancies between the sample IDs on the containers and the COC.	True	
Samples are received within Holding Time.	True	
Sample containers have legible labels.	True	
Containers are not broken or leaking.	True	
Sample collection date/times are provided.	True	
Appropriate sample containers are used.	True	
Sample bottles are completely filled.	True	
Sample Preservation Verified	N/A	
There is sufficient vol. for all requested analyses, incl. any requested MS/MSDs	True	
VOA sample vials do not have headspace or bubble is <6mm (1/4") in diameter.	True	
If necessary, staff have been informed of any short hold time or quick TAT needs	True	
Multiphasic samples are not present.	True	
Samples do not require splitting or compositing.	True	
Sampling Company provided.	True	
Samples received within 48 hours of sampling.	True	
Samples requiring field filtration have been filtered in the field.	True	
Chlorine Residual checked.	N/A	

Login Sample Receipt Checklist

Client: Waste Management

Job Number: 280-56612-1

Login Number: 56638
List Number: 2
Creator: Clarke, Jill C

List Source: TestAmerica St. Louis
List Creation: 06/17/14 01:30 PM

Question	Answer	Comment
Radioactivity wasn't checked or is </= background as measured by a survey meter.	True	
The cooler's custody seal, if present, is intact.	True	
Sample custody seals, if present, are intact.	N/A	
The cooler or samples do not appear to have been compromised or tampered with.	True	
Samples were received on ice.	True	
Cooler Temperature is acceptable.	True	
Cooler Temperature is recorded.	True	1.3, 2.1
COC is present.	True	
COC is filled out in ink and legible.	True	
COC is filled out with all pertinent information.	True	
Is the Field Sampler's name present on COC?	False	
There are no discrepancies between the containers received and the COC.	True	
Samples are received within Holding Time.	True	
Sample containers have legible labels.	True	
Containers are not broken or leaking.	True	
Sample collection date/times are provided.	True	
Appropriate sample containers are used.	True	
Sample bottles are completely filled.	True	
Sample Preservation Verified.	True	
There is sufficient vol. for all requested analyses, incl. any requested MS/MSDs	True	
Containers requiring zero headspace have no headspace or bubble is <6mm (1/4").	N/A	
Multiphasic samples are not present.	True	
Samples do not require splitting or compositing.	True	
Residual Chlorine Checked.	N/A	

PROFESSIONAL TECHNICAL SUPPORT SERVICES, INC.
Atlanta (770) 723-9229
Baton Rouge (504) 293-0136
Jacksonville (904) 693-3177
Houston (208) 441-7606
Pittsburgh (412) 746-8823

FACILITY NAME: VISTA

PTH TO WATER
EASUREMENTS

DATE: 6-12-14

MONITORING LOCATION	DEPTH TO WATER (ft TOC)
MW-01A	46.57
MW-01B	56.99
MW-02AR	36.49
MW-02B	38.96
MW-03A	43.25
MW-03B	43.46
MW-04A	32.91
MW-04B	33.05
MW-05A	30.75
MW-05B	31.98
MW-06AR	53.65
MW-06BR	53.62
MW-07A	44.78
MW-07B	58.14
MW-08R	47.55
MW-FL1	43.52
MW-FL2R	35.55

MONITORING LOCATION	DEPTH TO WATER (ft TOC)
MW-FL3	48.16
MW-01	26.64

WELL CONDITION SUMMARY

Site: VISTA

Personnel: DAN ARMOUR

Date: 6-12-14

Page 1 of 2

Well ID	Protective Casing	Well Casing	Label	Lock	Sample Equipment Type	General Turbidity	Well Yield	Comments/Observations*
MW-01A	☒ OK ☐ Damaged	☒ OK ☐ Damaged	☐ OK ☒ Inadequate	☒ Yes ☐ No	DEDICATED BLADDER PUMP	☒ Clear ☐ Turbid	☒ OK ☐ Inadequate	MISS-LABLED AS MW-01B
MW-01B	☒ OK ☐ Damaged	☒ OK ☐ Damaged	☐ OK ☒ Inadequate	☒ Yes ☐ No	"	☒ Clear ☐ Turbid	☒ OK ☐ Inadequate	MISS-LABLED AS MW-01A
MW-02AR	☒ OK ☐ Damaged	☒ OK ☐ Damaged	☒ OK ☐ Inadequate	☒ Yes ☐ No	"	☒ Clear ☐ Turbid	☒ OK ☐ Inadequate	
MW-02B	☒ OK ☐ Damaged	☒ OK ☐ Damaged	☒ OK ☐ Inadequate	☒ Yes ☐ No	"	☒ Clear ☐ Turbid	☒ OK ☐ Inadequate	
MW-03A	☒ OK ☐ Damaged	☒ OK ☐ Damaged	☒ OK ☐ Inadequate	☒ Yes ☐ No	"	☒ Clear ☐ Turbid	☒ OK ☐ Inadequate	
MW-03B	☒ OK ☐ Damaged	☒ OK ☐ Damaged	☒ OK ☐ Inadequate	☒ Yes ☐ No	"	☒ Clear ☐ Turbid	☒ OK ☐ Inadequate	
MW-04A	☒ OK ☐ Damaged	☒ OK ☐ Damaged	☒ OK ☐ Inadequate	☒ Yes ☐ No	"	☒ Clear ☐ Turbid	☒ OK ☐ Inadequate	
MW-04B	☐ OK ☒ Damaged	☒ OK ☐ Damaged	☒ OK ☐ Inadequate	☒ Yes ☐ No	"	☒ Clear ☐ Turbid	☒ OK ☐ Inadequate	BROKEN HINGE
MW-05A	☒ OK ☐ Damaged	☒ OK ☐ Damaged	☒ OK ☐ Inadequate	☒ Yes ☐ No	"	☒ Clear ☐ Turbid	☒ OK ☐ Inadequate	
MW-05B	☒ OK ☐ Damaged	☒ OK ☐ Damaged	☒ OK ☐ Inadequate	☒ Yes ☐ No	"	☒ Clear ☐ Turbid	☒ OK ☐ Inadequate	

* Note ponding water, weep holes, or any other information pertaining to well condition. Provide additional details on listed items.

Return this form to site manager and/or Compliance ...

WELL CONDITION SUMMARY

Site: VISTA

Personnel: DAN ARMOUR

Date: 6-12-14

Well ID	Protective Casing	Well Casing	Label	Lock	Sample Equipment Type	General Turbidity	Well Yield	Comments/Observations
MW-06AR	☒ OK ☐ Damaged	☒ OK ☐ Damaged	☒ OK ☐ Inadequate	☒ Yes ☐ No	DEDICATED BLADDER PUMP	☒ Clear ☐ Turbid	☒ OK ☐ Inadequate	
MW-06BR	☒ OK ☐ Damaged	☒ OK ☐ Damaged	☒ OK ☐ Inadequate	☒ Yes ☐ No	"	☒ Clear ☐ Turbid	☒ OK ☐ Inadequate	
MW-07A	☒ OK ☐ Damaged	☒ OK ☐ Damaged	☒ OK ☐ Inadequate	☒ Yes ☐ No	"	☒ Clear ☐ Turbid	☒ OK ☐ Inadequate	
MW-07B	☒ OK ☐ Damaged	☒ OK ☐ Damaged	☒ OK ☐ Inadequate	☒ Yes ☐ No	"	☒ Clear ☐ Turbid	☒ OK ☐ Inadequate	
MW-FL1	☒ OK ☐ Damaged	☒ OK ☐ Damaged	☒ OK ☐ Inadequate	☒ Yes ☐ No	"	☒ Clear ☐ Turbid	☒ OK ☐ Inadequate	
MW-FL2R	☒ OK ☐ Damaged	☒ OK ☐ Damaged	☒ OK ☐ Inadequate	☒ Yes ☐ No	"	☒ Clear ☐ Turbid	☒ OK ☐ Inadequate	
MW-FL3	☒ OK ☐ Damaged	☒ OK ☐ Damaged	☒ OK ☐ Inadequate	☒ Yes ☐ No	"	☒ Clear ☐ Turbid	☒ OK ☐ Inadequate	
MW-08R	☒ OK ☐ Damaged	☐ OK ☒ Damaged	☒ OK ☐ Inadequate	☒ Yes ☐ No	SUBMERSIBLE PUMP	☒ Clear ☐ Turbid	☒ OK ☐ Inadequate	SLIGHT BEND IN CASING AROUND 10'-15' BGS
	☐ OK ☐ Damaged	☐ OK ☐ Damaged	☐ OK ☐ Inadequate	☐ Yes ☐ No		☐ Clear ☐ Turbid	☐ OK ☐ Inadequate	
	☐ OK ☐ Damaged	☐ OK ☐ Damaged	☐ OK ☐ Inadequate	☐ Yes ☐ No		☐ Clear ☐ Turbid	☐ OK ☐ Inadequate	

* Note ponding water, weep holes, or any other information pertaining to well condition. Provide additional details on listed items.
Return this form to site manager and/or Compliance.

Form FD 9000-8: FIELD INSTRUMENT CALIBRATION RECORDS

INSTRUMENT (MAKE/MODEL#) HANNA HI 9828 INSTRUMENT # 725490

PARAMETER: *[check only one]*

- ☐ TEMPERATURE ☐ CONDUCTIVITY ☐ SALINITY ☒ pH ☐ ORP
- ☐ TURBIDITY ☐ RESIDUAL Cl ☐ DO ☐ OTHER _____

STANDARDS: *[Specify the type(s) of standards used for calibration, the origin of the standards, the standard values, and the date the standards were prepared or purchased]*

Standard A PINE ENVIRONMENTAL 7.01 (std) LOT# 2306880 EXP: JUNE 2015

Standard B PINE ENVIRONMENTAL 4.01 (std) LOT# 2301425 EXP: DEC 2014

Standard C PINE ENVIRONMENTAL 10.01 (std) LOT# 2211639 EXP: MAY 2014

DATE (yy/mm/dd)	TIME (hr:min)	STD (A, B, C)	STD VALUE	INSTRUMENT RESPONSE	% DEV.	CALIBRATED (YES, NO)	TYPE (INIT, CONT)	SAMPLER INITIALS
14/06/10	0545	A	7.01	AUTO CAL	-	YES	INIT	DA
|	|	B	4.01	|	-	YES	INIT	DA
|	|	C	10.01	|	-	YES	INIT	DA
14/06/11	0630	A	7.01	AUTO CAL	-	YES	CONT	DA
|	|	B	4.01	|	-	YES	CONT	DA
|	|	C	10.01	|	-	YES	CONT	DA
14/06/12	0650	A	7.01	AUTO CAL	-	YES	CONT	DA
|	|	B	4.01	|	-	YES	CONT	DA
|	|	C	10.01	|	-	YES	CONT	DA
14/06/13	0615	A	7.01	AUTO CAL	-	YES	CONT	DA
"	"	B	4.01	"	-	YES	CONT	DA
"	"	C	10.01	"	-	YES	CONT	DA

Form FD 9000-8: FIELD INSTRUMENT CALIBRATION RECORDS

INSTRUMENT (MAKE/MODEL#) HANNA HI 9828 INSTRUMENT # 725490

PARAMETER: *[check only one]*

☐ TEMPERATURE ☐ CONDUCTIVITY ☐ SALINITY ☐ pH ☐ ORP

☐ TURBIDITY ☐ RESIDUAL Cl ☒ DO ☐ OTHER _____

STANDARDS: *[Specify the type(s) of standards used for calibration, the origin of the standards, the standard values, and the date the standards were prepared or purchased]*

Standard A SATURATED AIR

Standard B _____

Standard C _____

DATE (yy/mm/dd)	TIME (hr:min)	STD (A, B, C)	STD VALUE	INSTRUMENT RESPONSE	% DEV	CALIBRATED (YES, NO)	TYPE (INIT, CONT)	SAMPLER INITIALS
14/06/10	0545	A	100% SAT	100% ~~AUTOCAL~~	-	YES	INIT	DLA
14/06/11	0630	A	100% SAT	100%	-	YES	CONT	DLA
14/06/12	0650	A	100% SAT	100%	-	YES	CONT	DLA
14/06/13	0615	A	100% SAT	100%	-	YES	CONT	DLA

Table FS 2200-2
Dissolved Oxygen Saturation

TEMP	D.O.	mg/L	TEMP	D.O.	mg/L	TEMP	D.O.	mg/L	TEMP	D.O.	mg/L
deg C	SAT.	20%	deg C	SAT.	20%	deg C	SAT.	20%	deg C	SAT.	20%
15.0	10.084	2.017	19.0	9.276	1.855	23.0	8.578	1.716	27.0	7.968	1.594
15.1	10.062	2.012	19.1	9.258	1.852	23.1	8.562	1.712	27.1	7.954	1.591
15.2	10.040	2.008	19.2	9.239	1.848	23.2	8.546	1.709	27.2	7.940	1.588
15.3	10.019	2.004	19.3	9.220	1.844	23.3	8.530	1.706	27.3	7.926	1.585
15.4	9.997	1.999	19.4	9.202	1.840	23.4	8.514	1.703	27.4	7.912	1.582
15.5	9.976	1.995	19.5	9.184	1.837	23.5	8.498	1.700	27.5	7.898	1.580
15.6	9.955	1.991	19.6	9.165	1.833	23.6	8.482	1.696	27.6	7.884	1.577
15.7	9.934	1.987	19.7	9.147	1.829	23.7	8.466	1.693	27.7	7.870	1.574
15.8	9.912	1.982	19.8	9.129	1.826	23.8	8.450	1.690	27.8	7.856	1.571
15.9	9.891	1.978	19.9	9.111	1.822	23.9	8.434	1.687	27.9	7.842	1.568
16.0	9.870	1.974	20.0	9.092	1.818	24.0	8.418	1.684	28.0	7.828	1.566
16.1	9.849	1.970	20.1	9.074	1.815	24.1	8.403	1.681	28.1	7.814	1.563
16.2	9.829	1.966	20.2	9.056	1.811	24.2	8.387	1.677	28.2	7.800	1.560
16.3	9.808	1.962	20.3	9.039	1.808	24.3	8.371	1.674	28.3	7.786	1.557
16.4	9.787	1.957	20.4	9.021	1.804	24.4	8.356	1.671	28.4	7.773	1.555
16.5	9.767	1.953	20.5	9.003	1.801	24.5	8.340	1.668	28.5	7.759	1.552
16.6	9.746	1.949	20.6	8.985	1.797	24.6	8.325	1.665	28.6	7.745	1.549
16.7	9.726	1.945	20.7	8.968	1.794	24.7	8.309	1.662	28.7	7.732	1.546
16.8	9.705	1.941	20.8	8.950	1.790	24.8	8.294	1.659	28.8	7.718	1.544
16.9	9.685	1.937	20.9	8.932	1.786	24.9	8.279	1.656	28.9	7.705	1.541
17.0	9.665	1.933	21.0	8.915	1.783	25.0	8.263	1.653	29.0	7.691	1.538
17.1	9.645	1.929	21.1	8.898	1.780	25.1	8.248	1.650	29.1	7.678	1.536
17.2	9.625	1.925	21.2	8.880	1.776	25.2	8.233	1.647	29.2	7.664	1.533
17.3	9.605	1.921	21.3	8.863	1.773	25.3	8.218	1.644	29.3	7.651	1.530
17.4	9.585	1.917	21.4	8.846	1.769	25.4	8.203	1.641	29.4	7.638	1.528
17.5	9.565	1.913	21.5	8.829	1.766	25.5	8.188	1.638	29.5	7.625	1.525
17.6	9.545	1.909	21.6	8.812	1.762	25.6	8.173	1.635	29.6	7.611	1.522
17.7	9.526	1.905	21.7	8.794	1.759	25.7	8.158	1.632	29.7	7.598	1.520
17.8	9.506	1.901	21.8	8.777	1.755	25.8	8.143	1.629	29.8	7.585	1.517
17.9	9.486	1.897	21.9	8.761	1.752	25.9	8.128	1.626	29.9	7.572	1.514
18.0	9.467	1.893	22.0	8.744	1.749	26.0	8.114	1.623	30.0	7.559	1.512
18.1	9.448	1.890	22.1	8.727	1.745	26.1	8.099	1.620	30.1	7.546	1.509
18.2	9.428	1.886	22.2	8.710	1.742	26.2	8.084	1.617	30.2	7.533	1.507
18.3	9.409	1.882	22.3	8.693	1.739	26.3	8.070	1.614	30.3	7.520	1.504
18.4	9.390	1.878	22.4	8.677	1.735	26.4	8.055	1.611	30.4	7.507	1.501
18.5	9.371	1.874	22.5	8.660	1.732	26.5	8.040	1.608	30.5	7.494	1.499
18.6	9.352	1.870	22.6	8.644	1.729	26.6	8.026	1.605	30.6	7.481	1.496
18.7	9.333	1.867	22.7	8.627	1.725	26.7	8.012	1.602	30.7	7.468	1.494
18.8	9.314	1.863	22.8	8.611	1.722	26.8	7.997	1.599	30.8	7.456	1.491
18.9	9.295	1.859	22.9	8.595	1.719	26.9	7.983	1.597	30.9	7.443	1.489

Derived using the formula in Standard Methods for the Examination of Water and Wastewater, Page 4-101, 18th Edition, 1992

Form FD 9000-8: FIELD INSTRUMENT CALIBRATION RECORDS

INSTRUMENT (MAKE/MODEL#) HANNA HI 9828 INSTRUMENT # 725490

PARAMETER: *[check only one]*

☐ TEMPERATURE ☒ CONDUCTIVITY ☐ SALINITY ☐ pH ☐ ORP
☐ TURBIDITY ☐ RESIDUAL Cl ☐ DO ☐ OTHER _____

STANDARDS: *[Specify the type(s) of standards used for calibration, the origin of the standards, the standard values, and the date the standards were prepared or purchased]*

Standard A 84 uS/cm PINE ENVIRONMENTAL EXP: 8-2014

Standard B 1413 uS/cm PINE ENVIRONMENTAL EXP: 8-2014

Standard C _____

DATE (yy/mm/dd)	TIME (hr:min)	STD (A, B, C)	STD VALUE	INSTRUMENT RESPONSE	% DEV.	CALIBRATED (YES, NO)	TYPE (INIT, CONT)	SAMPLER INITIALS
14/06/10	0545	A	84	AUTO CAL	–	YES	INIT	DLA
"	"	B	1413	"	–	YES	INIT	DLA
14/06/11	0630	A	84	AUTO CAL	–	YES	CONT	DLA
"	"	B	1413	"	–	YES	CONT	DLA
14/06/12	0656	A	84	AUTO CAL	–	YES	CONT	DLA
"	"	B	1413	"	–	YES	CONT	DLA
14/06/13	0615	A	84	AUTO CAL	–	YES	CONT	DLA
"	"	B	1413	"	–	YES	CONT	DLA

Form FD 9000-8: FIELD INSTRUMENT CALIBRATION RECORDS

INSTRUMENT (MAKE/MODEL#) HF SCIENTIFIC MICRO TPI INSTRUMENT # 10808c

PARAMETER: *[check only one]*

- ☐ TEMPERATURE
- ☐ CONDUCTIVITY
- ☐ SALINITY
- ☐ pH
- ☐ ORP
- ☒ TURBIDITY
- ☐ RESIDUAL Cl
- ☐ DO
- ☐ OTHER _____

STANDARDS: *[Specify the type(s) of standards used for calibration, the origin of the standards, the standard values, and the date the standards were prepared or purchased]*

Standard A 1000 NTU HF SCIENTIFIC EXP: 10-2014

Standard B 10.0 NTU HF SCIENTIFIC EXP: 10-2014

Standard C 0.02 NTU HF SCIENTIFIC EXP: 10-2014

DATE (yy/mm/dd)	TIME (hr:min)	STD (A, B, C)	STD VALUE	INSTRUMENT RESPONSE	% DEV.	CALIBRATED (YES, NO)	TYPE (INIT, CONT)	SAMPLER INITIALS
14/06/10	0545	A	1000	AUTO CAL	-	YES	INIT	DKA
|	|	B	10.0	|	-	YES	INIT	DKA
		C	0.02		-	YES	INIT	DKA
14/06/11	0630	A	1000	AUTO CAL	-	YES	CONT	DKA
|	|	B	10.0	|	-	YES	CONT	DKA
		C	0.02		-	YES	CONT	DKA
14/06/12	0650	A	1000	AUTO CAL	-	YES	CONT	DKA
|	|	B	10.0	|	-	YES	CONT	DKA
		C	0.02		-	YES	CONT	DKA
14/06/13	0615	A	1000	AUTO CAL	-	YES	CONT	DKA
"	"	B	10.0	"	-	YES	CONT	DKA
"	"	C	0.02	"	-	YES	CONT	DKA

APPENDIX B

COMPACT DISK CONTAINING REPORT IN .PDF FORMAT AND ADaPT FILE