# Citrus County, Florida
# Citrus County Central Class I Landfill
# Facility WACS # SWD/09/39859
# Permit# 21375-018-SO/01
# Semi-Annual Water Quality Monitoring Report (Second Half 2014)

**September 2014**

**September 2014**

CDM Smith

# Citrus County, Florida

## Citrus County Central Class I Landfill
## Facility WACS# SWD/09/39859
## Permit# 21375-018-SO/01
## Semi-Annual Water Quality Monitoring Report (Second Half 2014)

September 2014

DAVID R. ROJAS
LICENSE
No.PG2362
STATE OF
FLORIDA
PROFESSIONAL GEOLOGIST

David R Rojas Sept 11, 2014

David R. Rojas, P.G.
Florida Professional Geologist No. 2362

# Table of Contents


Section 1 Introduction ..... 1-1

Section 2 Summary of Exceedances and Recommendations ..... 2-1

2.1 pH ..... 2-1

2.2 Iron ..... 2-1

2.3 Organic Compounds ..... 2-1

Section 3 Groundwater Contours ..... 3-1

Section 4 Results for MW-6 and Leachate Effluent ..... 4-1

4.1 Trend Analysis for Parameters Detected in MW-6 ..... 4-1

4.2 Leachate Effluent ..... 4-1

Section 5 Chain of Custody Forms ..... 5-1

Section 6 Water Level Data ..... 6-1

Section 7 Water Quality Monitoring Report Certification ..... 7-1

Section 8 Field Sampling Logs ..... 8-1

Section 9 Laboratory and Field EDDs and Error Logs (ADaPT Report) ..... 9-1


# Tables


2-1 Summary of Groundwater Criteria Exceedances July 2014 Sampling Event ..... 2-2

4-1 Summary of Groundwater Analytical Results for Samples Collected from Monitor Well MW-6 from January 2002 through July 2014 ..... 4-2

4-2 Summary of Leachate Effluent Quality Analytical Results 2010 - 2014 ..... 4-10

6-1 Water Level Data Collected at Citrus County Central Class I Landfill ..... 6-2


# Figures


3-1 Groundwater Contour Map of Floridan Aquifer – July 22, 2014 ..... 3-1

4-1 Time vs Concentration – pH in Samples from MW-6 ..... 4-3

4-2 Time vs Concentration – Iron in Samples from MW-6 ..... 4-4

4-3 Time vs Concentration – Chloride in Samples from MW-6 ..... 4-5

4-4 Time vs Concentration – Sodium in Samples from MW-6 ..... 4-6

4-5 Time vs Concentration – TDS in Samples from MW-6 ..... 4-7

4-6 Time vs Concentration – Arsenic in Samples from MW-6 ..... 4-8

4-7 Time vs Concentration – Total Trihalomethanes in Samples from MW-6 ..... 4-9




© 2014 CDM Smith All Rights Reserved

# Section 1
# Introduction

The second half of 2014 semi-annual sampling event for the Citrus County Central Class I Landfill (WACS Facility ID SWD/09/39859) was performed on July 22 and 23, 2014. The water quality samples were collected and analyzed by personnel from TestAmerica Laboratories, Inc. (TestAmerica). Static water levels were measured on July 22, 2014, by CDM Smith, Inc. (CDM Smith) personnel.

The current operations permit (21375-018-SO/01) requires that groundwater samples be collected semi-annually from two background monitor wells (MW-3 and MW-7), nine compliance monitor wells (MW-10, MW-11, MW-12, MW-13, MW-14, MW-15, MW-17, MW-20 and MW-21), and two assessment monitor wells (MW-20 and MW-21). In addition, static groundwater level measurements are required to be collected in these 14 wells and 11 piezometers (MW-1R, MW-2, MW-5, MW-8R, MW-9, MW-16, MW-AA, MW-B, MW-E, PZ-1, & PZ-2). The permit also requires that a leachate effluent sample be collected semi-annually at the discharge from the chlorine contact tank of the leachate treatment plant and one intermediate monitor well (MW-6) to evaluate the effectiveness of the leachate treatment system and the effect of the discharge of treated leachate on groundwater within the permitted zone of discharge.

All samples were collected and analyzed in accordance with Florida Department of Environmental Protection (FDEP) protocols and the permit conditions. Groundwater samples collected from compliance and background wells were analyzed for ammonia, chlorides, nitrate, total dissolved solids (TDS), iron, mercury, sodium, and parameters listed in 40 CFR, Part 258, Appendix I. Groundwater samples collected from assessment wells were analyzed for benzene, methylene chloride, and vinyl chloride. The groundwater sample collected from the intermediate monitor well was analyzed for iron, chlorides, sodium, TDS, arsenic, and total trihalomethanes (TTHMs). The leachate effluent sample collected from the chlorine contact tank was analyzed for chlorides, sodium, TDS, arsenic, barium, cadmium, chromium, iron, mercury, lead, selenium, silver, total ammonia, benzene, toluene, ethylbenzene, total xylenes, vinyl chloride, and TTHMs. Specific conductivity, pH, temperature, dissolved oxygen (DO), turbidity, and temperature were measured in leachate and groundwater samples in the field. Colors and sheens were noted as appropriate.

In accordance with Specific Condition E.10.a of the operations permit for the facility issued by the FDEP on December 20, 2010 (amended on October 16, 2013), and Chapter 62-701.510(8)(a), this semi-annual report contains the following:

- Section 2 – Summary of Exceedances and Recommendations,
- Section 3 – Groundwater Contours,
- Section 4 – Summary of Results from MW-6 and Leachate Effluent Analyses,
- Section 5 – Chain of Custody Forms,
- Section 6 – Water Level Data,




© 2014 CDM Smith All Rights Reserved

- Section 7 – Water Quality Monitoring Certification (FDEP Form # 62-701.900(31)),
- Section 8 – Field Sampling Logs, and
- Section 9 –Laboratory Analytical Reports

Laboratory and field electronic data deliverables (EDDs) in ADaPT format are submitted separately.


© 2014 CDM Smith All Rights Reserved

# Section 2
# Summary of Exceedances and Recommendations

A summary of the exceedances of groundwater quality criteria for the second half of 2014 semi-annual groundwater sampling event is provided in **Table 2-1**. Based on evaluation of the data from the July 2014 monitoring event, continued monitoring in accordance with the current permit is recommended.

## 2.1 pH

Measured values of pH were below the acceptable Secondary Drinking Water Standard (SDWS) range (6.5 to 8.5 S.U.) in the samples from all of the wells except MW-11, MW-12, and MW-14. The pH values were similar to historical values reported, but generally lower than the values reported in January 2014.

## 2.2 Iron

The concentrations of iron exceeded the SDWS MCL established in Chapter 62-550, F.A.C. in samples collected from compliance wells MW-10, MW-12, MW-13, MW-15, MW-17, MW-20, and MW-21. The concentrations of iron in the samples from these wells were generally consistent with historical concentrations. The concentration of iron in the sample from the background well MW-7 also exceeded the SDWS MCL.

## 2.3 Organic Compounds

Vinyl chloride (detected in MW-10) and benzene (detected in MW-7, MW-10, and MW-21) were the only organic compounds detected in concentrations that exceeded Primary Drinking Water Standard (PDWS) MCLs in the groundwater samples collected in July 2014. Historically, vinyl chloride has generally exceeded the PDWS MCL in samples from MW-10. Although the concentration detected during this monitoring period was slightly higher than was detected in the sample collected during the January 2014 sampling event, the concentration is consistent with historical results. Historically, benzene has generally exceeded PDWS MCLs in samples from compliance wells MW-10 and MW-21. Although the concentrations detected in samples collected during this monitoring period were slightly higher than were detected in the samples collected during the January 2014 sampling event, the concentrations are consistent with historical results. The concentration of benzene detected in the sample collected from well MW-7 in July 2014 (2.0 ug/L) was higher than the concentration detected in the January 2014 sample.



© 2014 CDM Smith All Rights Reserved

**Table 2-1 Summary of Groundwater Criteria Exceedances July 2014 Sampling Event**

| Parameter | MCL/GCTL | Units | Well No | Result |
|---|---|---|---|---|
| **Background Wells** | | | | |
| pH | 6.5 - 8.5 | S.U. | MW-3 | 4.86 |
| | | | MW-7 | 5.24 |
| Iron, total | 300 | ug/L | MW-7 | 2,300 |
| Benzene | 1 | ug/L | MW-7 | 2.0 |
| **Compliance Wells** | | | | |
| pH | 6.5 - 8.5 | S.U. | MW-10 | 4.32 |
| | | | MW-13 | 5.05 |
| | | | MW-15 | 4.24 |
| | | | MW-17 | 5.18 |
| | | | MW-20 | 5.67 |
| | | | MW-21 | 4.57 |
| Iron, total | 300 | ug/L | MW-10 | 5,200 |
| | | | MW-12 | 2,700 |
| | | | MW-13 | 3,400 |
| | | | MW-15 | 7,200 |
| | | | MW-17 | 13,000 |
| | | | MW-20 | 50,000 |
| | | | MW-21 | 1,200 |
| Iron, dissolved | 300 | ug/L | MW-10 | 5,900 |
| | | | MW-21 | 710 |
| Benzene | 1 | ug/L | MW-10 | 1.6 |
| | | | MW-21 | 1.5 |
| Vinyl Chloride | 1 | ug/L | MW-10 | 1.8 |
| **Assessment Wells** | | | | |
| pH | 6.5 - 8.5 | S.U. | MW-18 | 4.54 |
| | | | MW-19 | 5.59 |

Notes:

MCL = Maximum Contaminant Target Level (Chapter 62-550, F.A.C.)

GCTL = Groundwater Cleanup Target Level (Chapter 62-777, F.A.C.)

S.U. = Standard Unit

mg/L = Milligram per Liter

ug/L = Microgram per Liter


© 2014 CDM Smith All Rights Reserved

# Section 3
# Groundwater Contours

Static groundwater levels were measured by CDM Smith personnel on July 22, 2014. A contour map is provided as **Figure 3-1**. Water level data are provided in Section 6.


©2014 CDM Smith All Rights Reserved

USER: nunesal
DATE: Aug 06, 2014 8:59am
pw:\\dacpwapp1:PW_XM1\Documents\71138\102247\03 Reports and Studies\09 CADD Figures and Graphics\01 CADD\FIG 3-1 (7-22-2014).dwg

© 2012 CDM SMITH ALL RIGHTS RESERVED.
REUSE OF DOCUMENTS: THESE DOCUMENTS AND DESIGNS PROVIDED BY PROFESSIONAL SERVICE, INCORPORATED HEREIN, ARE THE PROPERTY OF CDM SMITH AND ARE NOT TO BE USED, IN WHOLE OR PART, FOR ANY OTHER PROJECT WITHOUT THE WRITTEN AUTHORIZATION OF CDM SMITH.

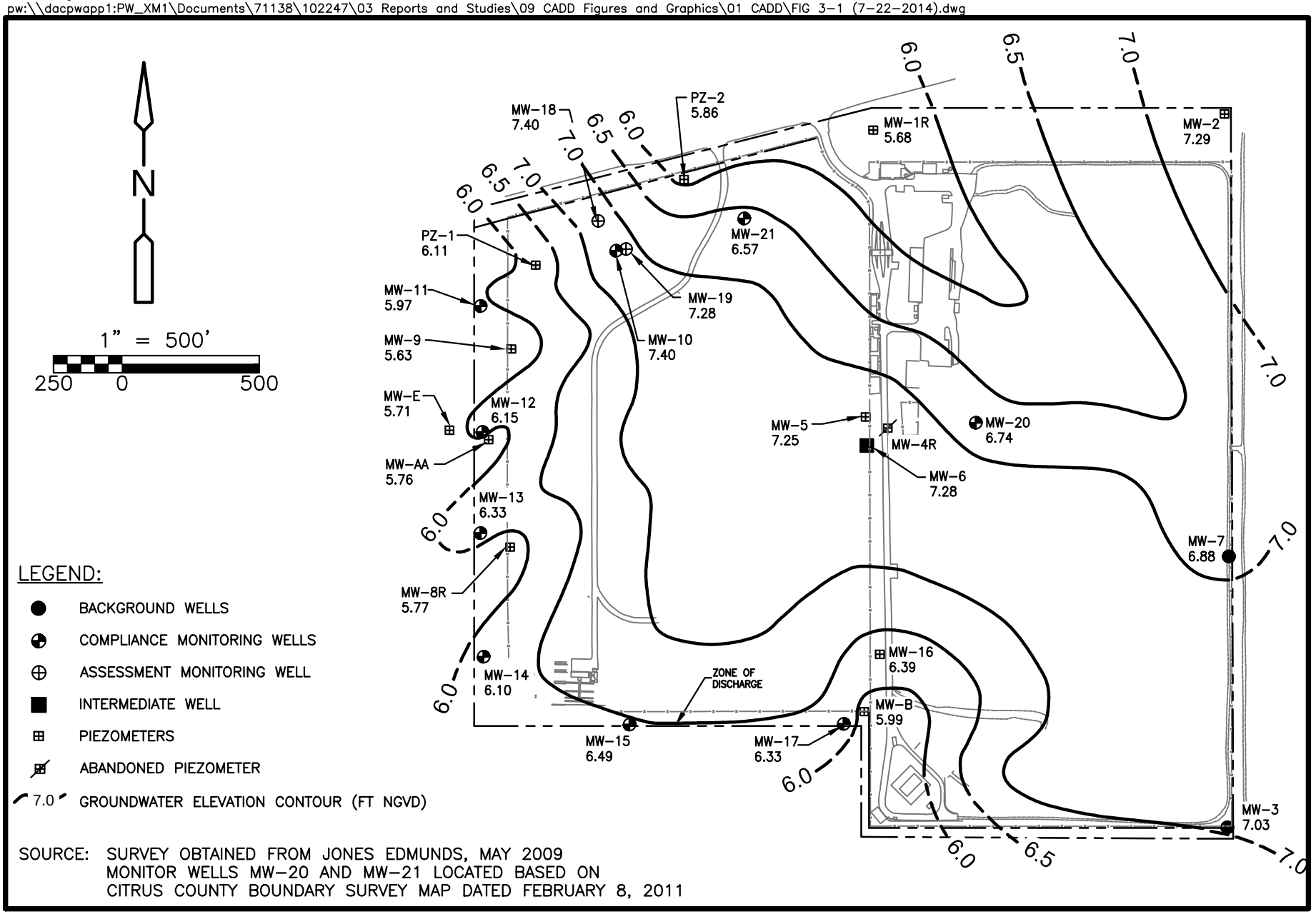


SOURCE: SURVEY OBTAINED FROM JONES EDMUNDS, MAY 2009
MONITOR WELLS MW-20 AND MW-21 LOCATED BASED ON
CITRUS COUNTY BOUNDARY SURVEY MAP DATED FEBRUARY 8, 2011

CDM Smith

Figure No. 3-1
Groundwater Contour Map of Floridan Aquifer
Citrus County Central Landfill
Water Level Data Collected July 22, 2014

# Section 4

# Summary of Results from MW-6 and Leachate Effluent Analyses

Intermediate well MW-6 is located within the permitted zone of discharge for the facility. This well is sampled semi-annually for the parameters established in Specific Condition E.4.c. of the permit. In accordance with Specific Condition E.10.a. of the permit, the results are compared to groundwater standards. However, because MW-6 is located within the permitted zone of discharge for the facility, compliance with the groundwater standards is not required. Trend analyses of the results are performed in accordance with Specific Condition E.10.a. of the permit to evaluate potential effects of the discharge of treated leachate on groundwater within the zone of discharge. Leachate effluent sampling is performed semi-annually in accordance with Specific Conditions E.9.a.(1). and E.9.a.(2). of the permit. Because the leachate effluent is discharged into a percolation pond located within the permitted zone of discharge for the facility, compliance with the regulatory levels is not required.

## 4.1 Trend Analysis for Parameters Detected in MW-6

A groundwater sample was collected on July 23, 2014, from the intermediate monitor well, MW-6. In addition to measurements of field parameters, the sample was analyzed for the semi-annual parameters (iron, chlorides, sodium, TDS, arsenic, and TTHMs) in accordance with Specific Condition E.4.c. of the permit. A copy of the analytical report is included in Section 9. A summary of the analytical results for samples collected from monitor well MW-6 from January 2002 through July 2014 along with the MCLs is provided in **Table 4-1**. Time verses concentration graphs of detected concentrations of each of these parameters and pH readings from MW-6 since January 2002 are presented as **Figures 4-1** through **4-7**. Current results are generally within the historical ranges of concentrations or values. Although the linear regressions may indicate increasing or decreasing trends, in general, the concentrations or values vary greatly resulting in low correlation coefficients.

## 4.2 Leachate Effluent

The second semi-annual 2014 leachate effluent sample was collected on July 23, 2014. The sample was analyzed for all of the semi-annual and annual parameters listed in Specific Condition Part E.9.a.(2) of the permit except the volatile organics. The sample collected on July 23, 2014 for volatile organics analysis was not properly preserved, so another sample was collected on August 7, 2014. The leachate effluent sample collected on August 7, 2014 was analyzed for all of the volatile organic parameters listed in Specific Condition Part E.9.a.(2) of the permit. A copy of the analytical report containing the results of both samples is included in Section 9. A summary of the leachate effluent quality analytical results for samples collected from 2010 through July 2014 along with the MCLs is provided in **Table 4-2**. Copies of analytical reports are included in Section 9. Only the concentration of iron detected in the July 2014 sample (430 ug/L) exceeded the MCL.




© 2014 CDM Smith All Rights Reserved

**Table 4-1 Summary of Groundwater Analytical Results for Samples Collected from Monitor Well MW-6 from January 2002 through July 2014**

| Well No. | Parameter | Units | GCTL/MCL | Jan-02 | Jul-02 | Jan-03 | Jul-03 | Jan-04 | Jul-04 | Jan-05 | Aug-05 | Jan-06 | Sep-06 |
|---|---|---|---|---|---|---|---|---|---|---|---|---|---|
| MW-6 | pH | S.U. | 6.5 - 8.5 | 4.40 | 4.30 | 4.04 | 4.44 | 4.53 | 4.22 | 4.61 | 4.75 | 4.31 | 4.33 |
| MW-6 | Iron, total | ug/l | 300 | 1,300 | 240 | 300 | 220 | 930 | 180 | 1,200 | 500 | 972 | 762 |
| MW-6 | Chloride | mg/l | 250 | 160 | 260 | 178 | 200 | 190 | 230 | 250 | 256 | 187 | 170 |
| MW-6 | Sodium, total | mg/l | 160 | 110 | 130 | 119 | 130 | 130 | 120 | 150 | 159 | 127 | 120 |
| MW-6 | Residues- Filterable (TDS) | mg/l | 500 | 450 | 450 | 451 | 540 | 470 | 660 | 500 | 592 | 534 | 506 |
| MW-6 | Arsenic | ug/l | 10 | 0.65 U | 0.65 U | 0.65 U | 0.65 U | 0.65 U | 0.65 U | 0.65 U | 0.65 U | 2.0 | 2.3 |
| MW-6 | Trihalomethane (THMs) | ug/l | 80 | 13.2 | 13.8 | 8.3 | 6 | 7.7 | 15.3 | 8 | 10 | 13 | 14.5 |

| Well No. | Parameter | Units | GCTL/MCL | Jan-07 | Jul-07 | Jan-08 | Jul-08 | Jan-09 | Jul-09 | Jan-10 | Jul-10 | Jan-11 | Jul-11 |
|---|---|---|---|---|---|---|---|---|---|---|---|---|---|
| MW-6 | pH | S.U. | 6.5 - 8.5 | 4.10 | 4.02 | 4.23 | 4.12 | 4.35 | 4.37 | 4.04 | 3.65 | 4.38 | 3.47 |
| MW-6 | Iron, total | ug/l | 300 | 141 | 108 | 91 | 204 | 1,300 | 280 | 220 | 1,400 | 710 | 130 |
| MW-6 | Chloride | mg/l | 250 | 220 | 150 | 120 | 170 | 260 | 220 | 220 | 220 | 220 | 13 |
| MW-6 | Sodium, total | mg/l | 160 | 125 | 94.6 | 76 | 95 | 140 | 110 | 120 | 100 | 100 | 90 |
| MW-6 | Residues- Filterable (TDS) | mg/l | 500 | 480 | 370 | 310 | 390 | 470 | 430 | 400 | 400 | 380 | 370 |
| MW-6 | Arsenic | ug/l | 10 | 0.65 U | 0.65 U | 2.7 | 0.65 U | 0.75 | 0.65 U | 0.65 U | 0.65 U | 0.65 U | 0.65 U |
| MW-6 | Trihalomethane (THMs) | ug/l | 80 | 11.6 | 11 | 1.2 | 10.2 | 6.2 | 5.9 | 4.40 | 6.10 | 5.40 | 3.70 |

| Well No. | Parameter | Units | GCTL/MCL | Jan-12 | Jul-12 | Jan-13 | Jul-13 | Jan-14 | Jul-14 |
|---|---|---|---|---|---|---|---|---|---|
| MW-6 | pH | S.U. | 6.5 - 8.5 | 4.15 | 3.99 | 4.49 | 4.40 | 4.37 | 4.30 |
| MW-6 | Iron, total | ug/l | 300 | 700 | 2,400 | 1,800 | 330 | 1,100 | 1,500 |
| MW-6 | Chloride | mg/l | 250 | 250 | 240 | 240 | 230 | 280 | 260 |
| MW-6 | Sodium, total | mg/l | 160 | 110 | 120 | 120 | 110 | 150 | 110 |
| MW-6 | Residues- Filterable (TDS) | mg/l | 500 | 350 | 420 | 530 | 380 | 410 | 460 |
| MW-6 | Arsenic | ug/l | 10 | 0.65 U | 0.65 U | 1.80 | 0.65 U | 0.65 U | 0.65 U |
| MW-6 | Trihalomethane (THMs) | ug/l | 80 | 2.85 | 3.91 | 4.70 | 4.30 | 4.30 | 4.30 |

**Notes:**

MCL = Maximum Contaminant Target Level (Chapter 62-550, F.A.C.)

GCTL = Groundwater Cleanup Target Level (Chapter 62-777, F.A.C.)

S.U. = Standard Unit

mg/l = milligram per liter

ug/l = microgram per liter

U - Indicates that the compound was analyzed for but not detected. The value presented is 1/2 the laboratory method detection limit (MDL)

## Figure 4-1. Time vs Concentration - pH in Samples from MW-6

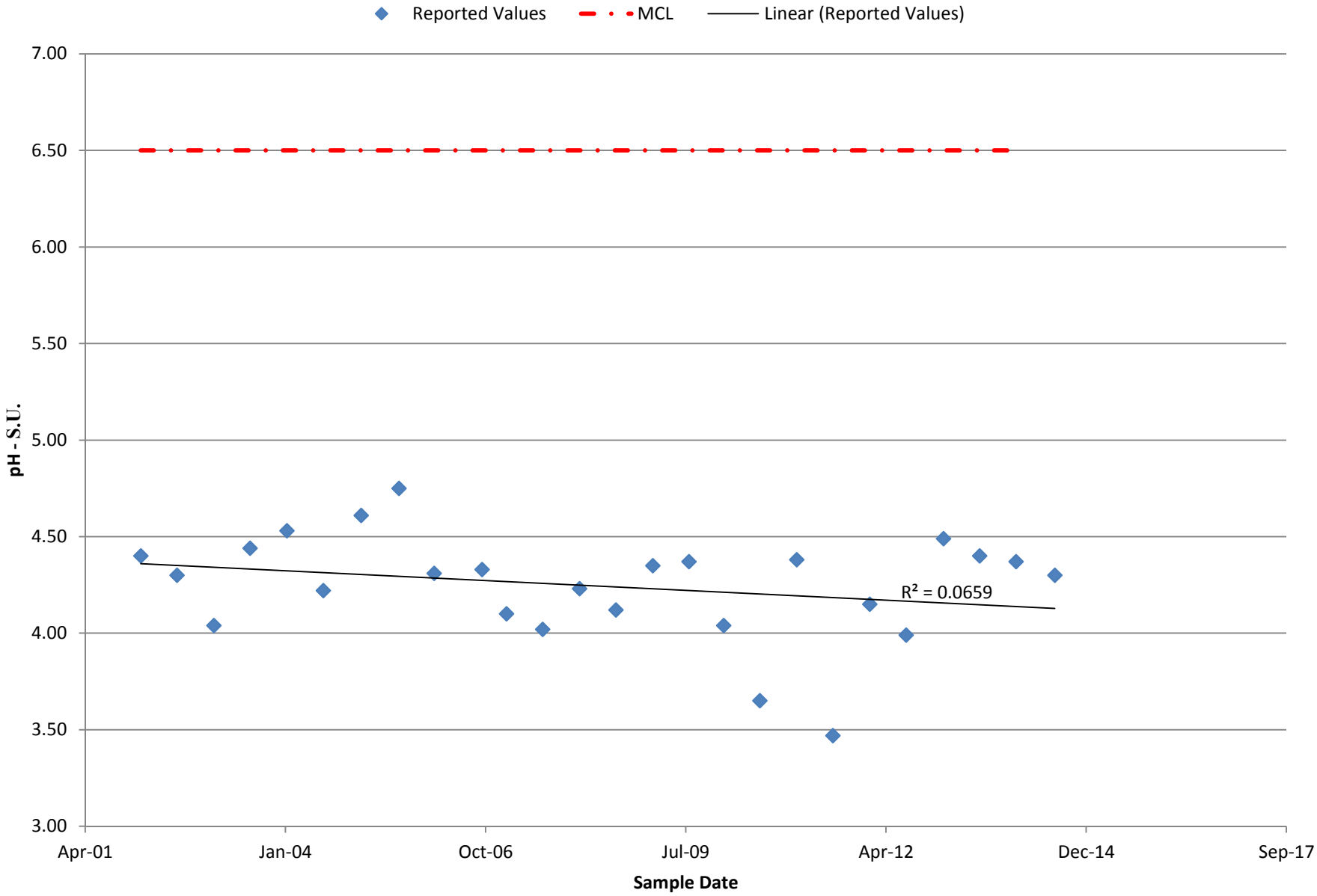

## Figure 4-2. Time vs Concentration - Iron in Samples from MW-6

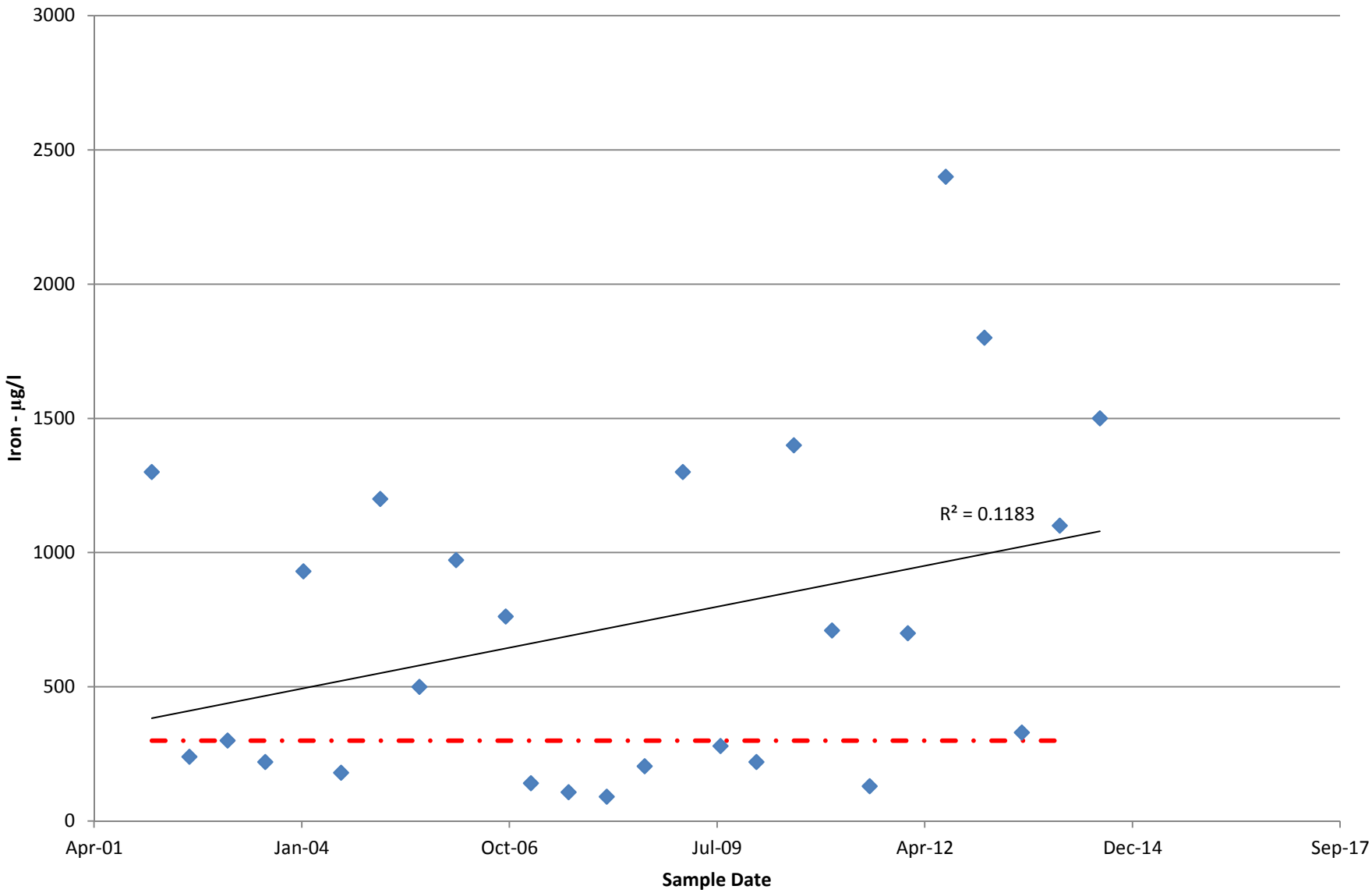

## Figure 4-3. Time vs Concentration - Chloride in Samples from MW-6

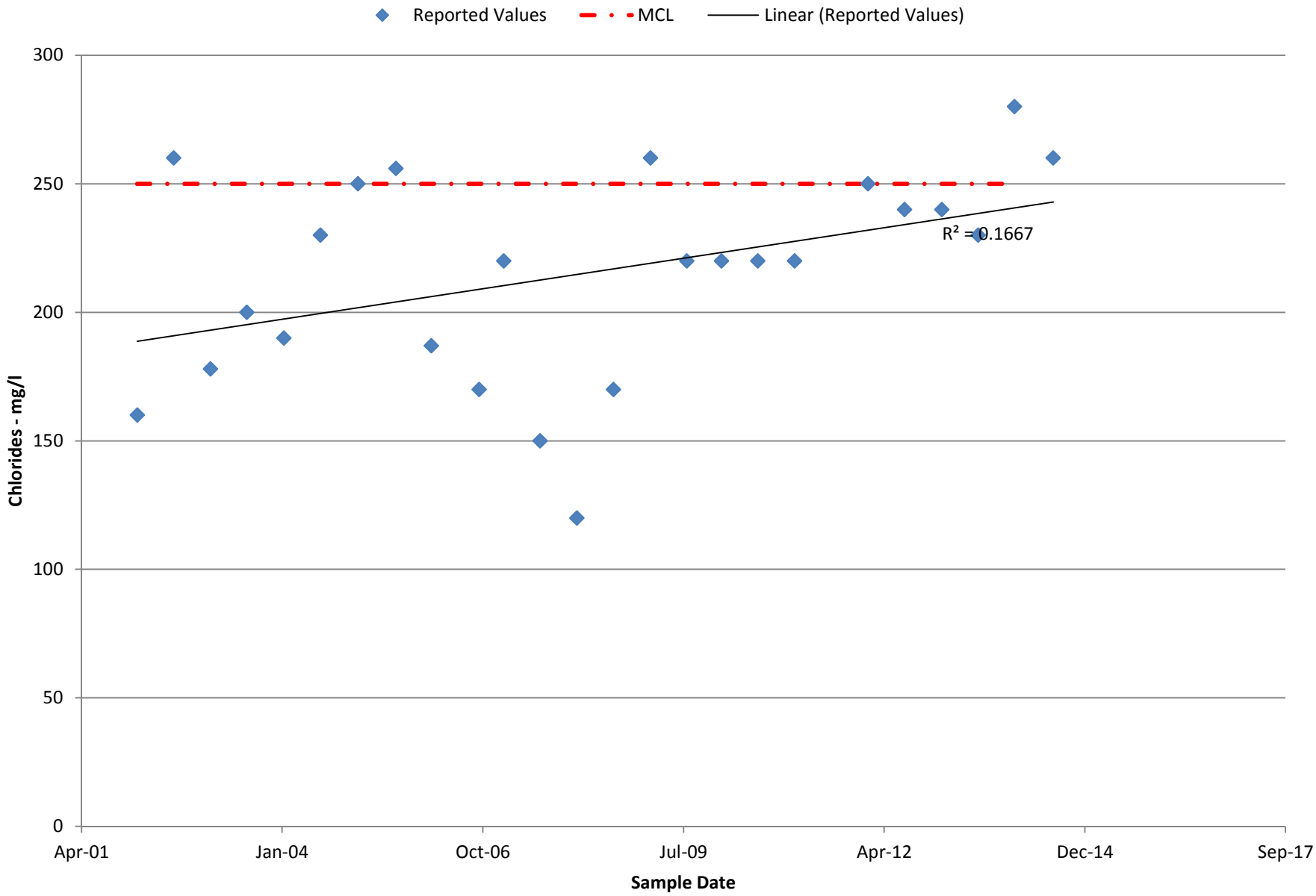

## Figure 4-4. Time vs Concentration - Sodium in Samples from MW-6

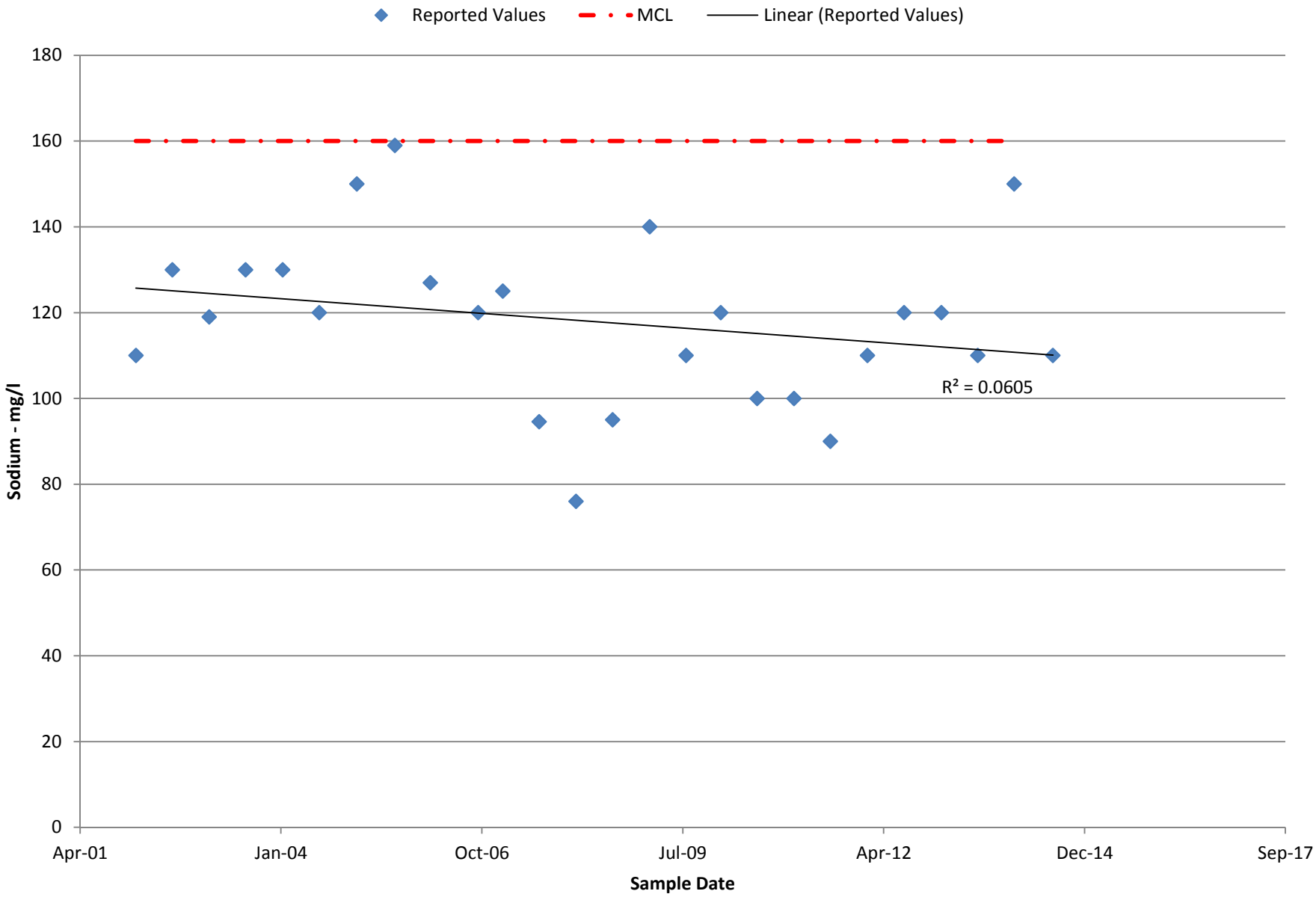

## Figure 4-5. Time vs Concentration - TDS in Samples from MW-6

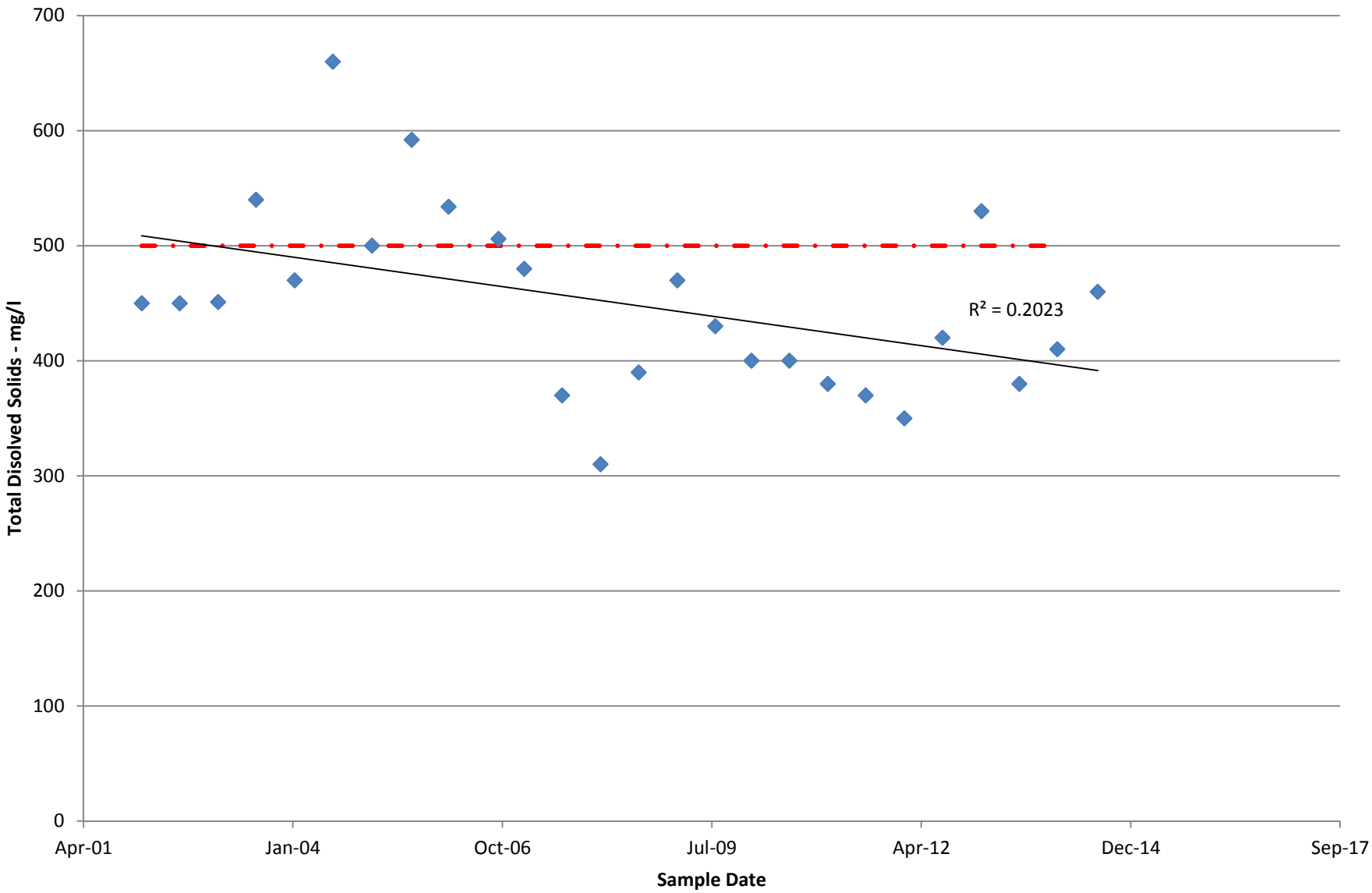

## Figure 4-6. Time vs Concentration - Arsenic in Samples from MW-6

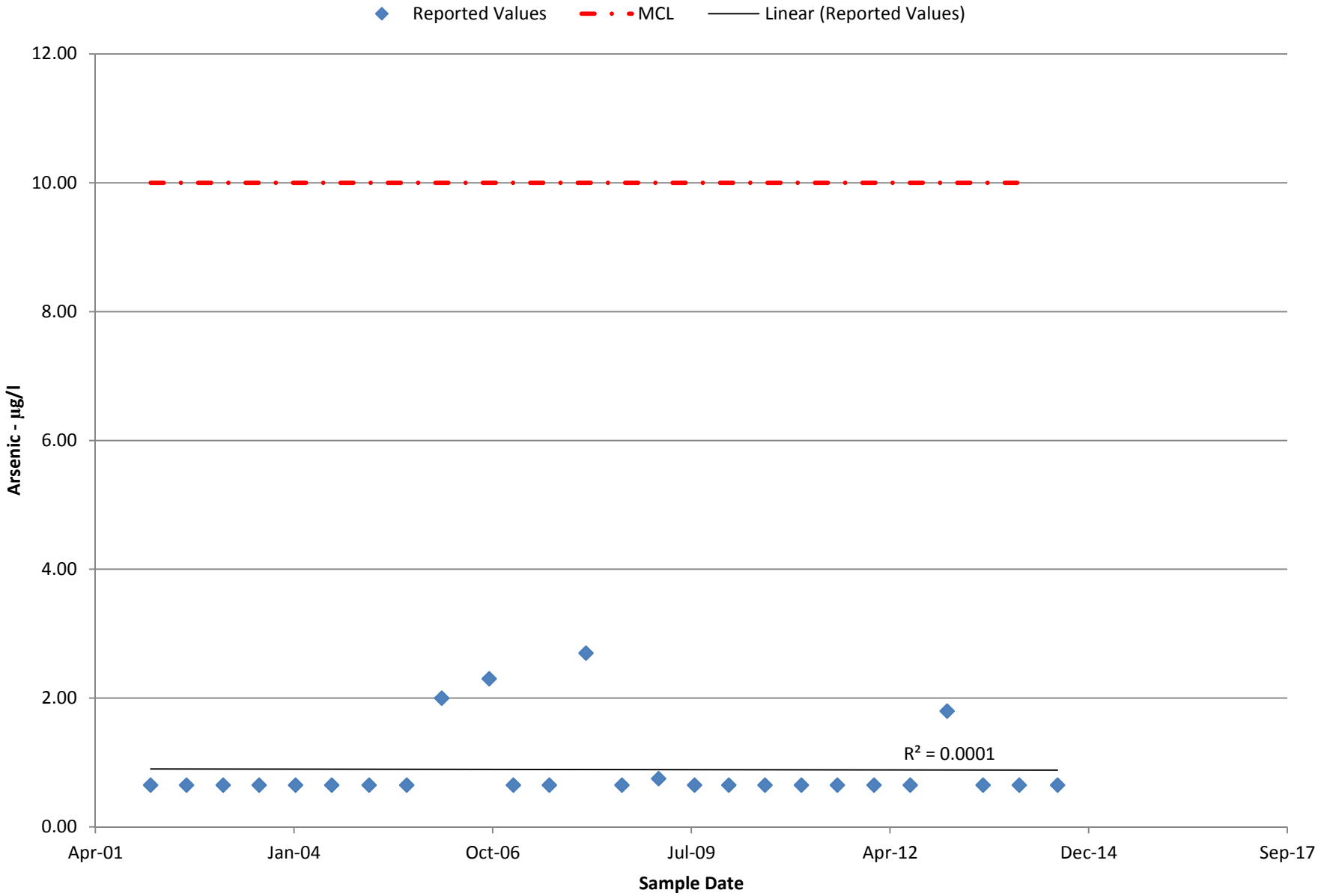

## Figure 4-7. Time vs Concentration - Total Trihalomethanes in Samples from MW-6

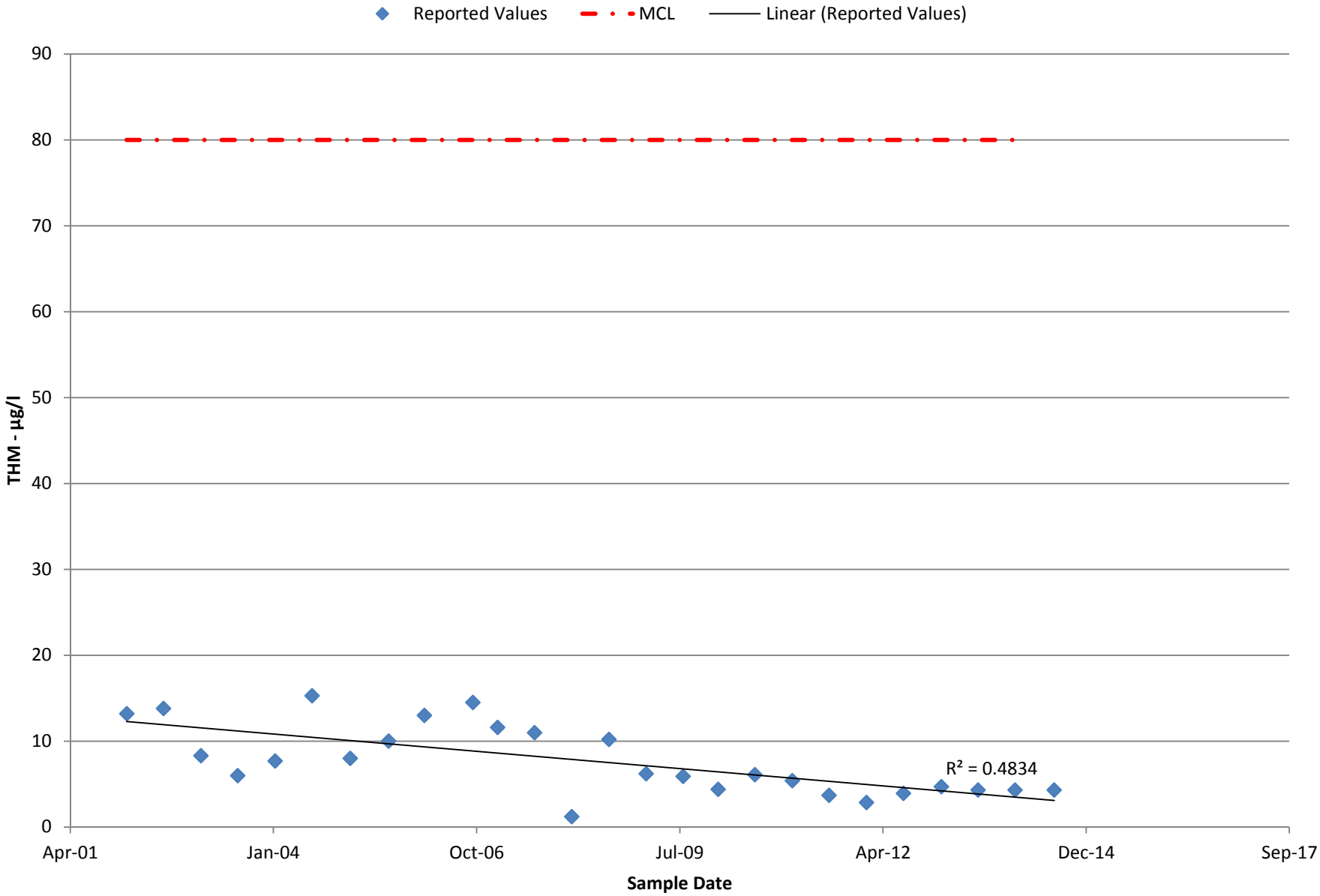

**Table 4-1. Summary of Leachate Effluent Quality Analytical Results 2010-2014**
**Citrus County Central Landfill**

| Parameter | Units | Leachate Effluent | | | | | | | | | | | | | | | | | | |
|---|---|---|---|---|---|---|---|---|---|---|---|---|---|---|---|---|---|---|---|---|
| | | 1/26/2010 | 5/12/2010 | 7/27/2010 | 9/9/2010 Re-sample | 10/27/2010 | 1/19/2011 | 4/28/2011 | 5/25/2011 Re-sample | 7/20/2011 | 10/19/2011 | 1/18/2012 | 5/1/2012 | 7/18/2012 | 10/17/2012 | 2/20/2013 | 4/19/2013 | 7/17/2013 | 10/16/2013 | 1/22/2014 | 7/23/2014 |
| **Volatile Organics** | | | | | | | | | | | | | | | | | | | | | |
| Acetone | µg/L | --- | --- | 40 | 15 I | --- | --- | --- | --- | 9.9 U J3 | --- | --- | --- | 9.9 U | --- | --- | --- | --- | --- | --- | --- |
| Benzene | µg/L | 0.5 U | 0.5 U | 0.5 U | 0.5 U | 0.5 U | 0.5 U | 0.50 U | --- | 0.5 U | 0.50 U | 0.50 U | 0.50 U | 0.5 U | 0.50 U | 0.50 U | 0.50 U | 0.50 U | --- | 0.50 U | 0.50 U |
| Carbon Tetrachloride | µg/L | --- | --- | 1.2 | 0.45 I | --- | --- | --- | --- | 0.42 U | --- | --- | --- | 0.42 U | --- | --- | --- | --- | --- | --- | --- |
| Chlorobromomethane | µg/L | --- | --- | 5.7 | 0.58 U | --- | --- | --- | 0.58 U | 0.58 U | --- | --- | --- | 0.58 U | --- | --- | --- | --- | --- | --- | --- |
| Chloromethene | µg/L | --- | --- | 2.4 I | 1.0 U | --- | --- | --- | --- | 1.0 U | --- | --- | --- | 1.0 U | --- | --- | --- | --- | --- | --- | --- |
| Dibromomethane | µg/L | --- | --- | 5.8 | 0.41 U | --- | --- | --- | --- | 0.41 U | --- | --- | --- | 0.41 U | --- | --- | --- | --- | --- | --- | --- |
| Ethylbenzene | µg/L | 0.44 U | 0.44 U | 0.44 U | 0.44 U | 0.44 U | 0.44 U | 0.44 U | --- | 0.44 U | 0.44 U | 0.44 U | 0.44 U | 0.44 U | 0.44 U | 0.44 U | 0.44 U | 0.44 U | --- | 0.44 U | 0.44 U |
| Ethylene Dibromide | µg/L | 0.0098 U | 0.0096 U | 0.010 U | --- | 0.010 U | 0.0097 U | 0.010 U | --- | 0.010 U | 0.010 U | 0.010 U | 0.010 U | 0.0096 U | 0.0024 U | 0.0022 U | 0.0023 U | 0.0022 U | --- | --- | --- |
| Toluene | µg/L | 0.51 U | 0.51 U | 0.51 U | 0.51 U | 0.51 U | 0.51 U | 0.51 U | --- | 0.51 U | 0.51 U | 0.51 U | 0.51 U | 0.51 U | 0.51 U | 0.51 U | 0.51 U | 0.51 U | --- | 0.51 U | 0.51 U |
| Vinyl chloride | µg/L | 0.5 U | 0.5 U | 0.5 U | 0.5 U | 0.5 U | 0.5 U | 0.50 U | --- | 0.5 U | 0.50 U | 0.50 U | 0.50 U | 0.5 U | 0.50 U | 0.50 U | 0.50 U | 0.50 U | --- | 0.50 U | 0.50 U |
| Xylenes, Total | µg/L | 0.5 U | 0.5 U | 0.5 U | 0.5 U | 0.5 U | 0.5 U | 0.50 U | --- | 0.5 U | 0.50 U | 0.50 U | 0.50 U | 0.5 U | 0.50 U | 0.50 U | 0.50 U | 0.50 U | --- | 0.50 U | 0.50 U |
| **Trihalomethanes** | | | | | | | | | | | | | | | | | | | | | |
| Bromodichloromethane | µg/L | 13 | --- | 870 | 170 | 0.35 U | 0.35 U | --- | --- | 30 | --- | 8.7 | --- | 0.35 U | --- | 87 | --- | 19 | --- | 20 | 19 |
| Bromoform | µg/L | 7 | --- | 190 | 36 | 0.58 U | 0.58 U | --- | --- | 8.5 | --- | 0.58 U | --- | 0.58 U | --- | 17 | --- | 0.79 | --- | 1.3 | 2.0 |
| Chloroform | µg/L | 8.3 | --- | 900 | 110 | 0.90 U | 0.90 U | --- | --- | 25 | --- | 9.9 | --- | 1.6 | --- | 60 | --- | 34 | --- | 32 | 27 |
| Dibromochloromethane | µg/L | 9.7 | --- | 670 | 110 | 0.34 U | 0.34 U | --- | --- | 19 | --- | 2.4 | --- | 0.34 U | --- | 55 | --- | 6.0 | --- | 6.8 | 8.7 |
| Total THMs | µg/L | 38 | --- | 2630 | 426 | Not Detected | Not Detected | --- | --- | 82.5 | --- | 21 | --- | 1.6 | --- | 220 | --- | 60 | --- | 60 | 57 |
| **Metals** | | | | | | | | | | | | | | | | | | | | | |
| Antimony | mg/L | --- | --- | 0.0031 I | --- | --- | --- | --- | --- | 0.0092 U | --- | --- | --- | 0.0029 I | --- | --- | --- | --- | --- | --- | --- |
| Arsenic | mg/L | --- | --- | 0.025 | 0.02 | 0.034 | 0.012 | 0.036 | --- | 0.046 | 0.035 | 0.031 | 0.032 | 0.017 | 0.019 | 0.012 | 0.013 | 0.017 | --- | 0.009 I | 0.013 |
| Barium | mg/L | --- | --- | 0.081 | --- | --- | --- | --- | --- | 0.011 | --- | --- | --- | 0.064 | --- | --- | --- | --- | 0.051 | --- | 0.043 |
| Cadmium | mg/L | | | 0.000095 U | | | | | | 0.000095 U | | | | 0.000095 U | --- | --- | --- | --- | 0.000095 U | --- | 0.00093 |
| Chromium | mg/L | --- | --- | 0.0066 | --- | --- | --- | --- | --- | 0.0063 | --- | --- | --- | 0.0037 I | --- | --- | --- | --- | 0.0069 | --- | 0.0082 |
| Cobalt | mg/L | --- | --- | 0.019 | --- | --- | --- | --- | --- | 0.022 | --- | --- | --- | 0.0045 | --- | --- | --- | --- | --- | --- | --- |
| Copper | mg/L | --- | --- | 0.024 | --- | --- | --- | --- | --- | 0.0027 | --- | --- | --- | 0.0056 | --- | --- | --- | --- | --- | --- | --- |
| Iron | mg/L | --- | --- | 0.058 I | --- | --- | --- | --- | --- | 0.076 I | --- | --- | --- | 0.260 | --- | --- | --- | --- | 0.300 | --- | 0.430 |
| Lead | mg/L | --- | --- | 0.0031 | --- | --- | --- | --- | --- | 0.00020 U | --- | --- | --- | 0.00020 U | --- | --- | --- | --- | 0.00020 U | --- | 0.0022 |
| Mercury | mg/L | | | 0.000091 U | | | | | | 0.000091 U | | | | 0.000091 U | --- | --- | --- | --- | --- | --- | --- |
| Nickel | mg/L | --- | --- | 0.071 | --- | --- | --- | --- | --- | 0.077 | --- | --- | --- | 0.021 | --- | --- | --- | --- | --- | --- | --- |
| Selenium | mg/L | | | 0.001 U | | | | | | 0.001 U | | | | 0.001 U | --- | --- | --- | --- | 0.0010 U | --- | 0.0011 I |
| Silver | mg/L | | | 0.00025 U | | | | | | 0.00025 U | | | | 0.00025 U | --- | --- | --- | --- | 0.00025 U | --- | 0.00039 I |
| Zinc | mg/L | --- | --- | 0.031 | --- | --- | --- | --- | --- | 0.03 | --- | --- | --- | 0.015 I | --- | --- | --- | --- | --- | --- | --- |
| **General Chemistry** | | | | | | | | | | | | | | | | | | | | | |
| Ammonia, Total | mg/L | 0.086 | 0.17 | 0.09 | --- | 0.013 I | 0.01 | 10 | 0.7 | 0.3 | 0.22 | 1.4 | 0.097 | 0.91 | 0.12 | 0.14 | 0.28 | 0.16 | --- | 0.077 | 0.14 |
| Chloride | mg/L | 1000 | 1200 | 1300 | --- | 1000 | 750 | 960 | --- | 1200 | 970 | 1000 | 1100 | 570 | 570 | 1300 | 1400 | 440 | --- | 620 | 640 |
| Sodium | mg/L | 580 | 750 | 830 | --- | 670 | 400 | 630 | --- | 800 | 590 | 760 | 610 | 260 | 380 | 850 | 780 | 270 | --- | 380 | 380 |
| Total Dissolved Solids | mg/L | 2200 | 2900 | 1500 | --- | 2500 | 1600 | 2400 | --- | 2800 | 1600 | 2600 | 2200 | 1400 | 1400 | 2900 | 2800 | 1000 | --- | 1500 | 1400 |
| **General Field Parameters** | | | | | | | | | | | | | | | | | | | | | |
| Conductivity | µmhos/cm | 3475 | 4752 | 4617 | 4167 | 4358 | 3176 | 3780 | 4701 | 3963 | 3675 | 4526 | 4181 | 2281 | 2702 | 4247 | 5068 | 2351 | --- | 2364 | 2944 |
| Dissolved Oxygen | mg/L | 7.01 | 0.75 | 1.22 | 1.42 | 1.36 | 6.01 | 8.38 | 0.14 | 1.81 | 1.21 | 2.28 | 4.34 | 7.34 | 5.52 | 6.76 | 2.7 | 3.05 | --- | 5.89 | 5.08 |
| pH | S.U. | 7.27 | 7.52 | 7.37 | 7.69 | 8.1 | 7.52 | 8.13 | 7.81 | 7.65 | 8.32 | 7.03 | 7.44 | 7.21 | 8.55 | 7.73 | 7.94 | 7.88 | --- | 8.18 | 7.98 |
| Oxygen Reduction Potential | mV | 228 | 25.8 | 350.7 | -1.8 | 164.3 | 40.2 | 197.6 | 216.7 | 109.4 | 182.2 | 217.8 | 58 | -118 | -185 | 109 | --- | --- | --- | --- | --- |
| Temperature, Water | °C | 17.1 | 27.2 | 28.5 | 29.4 | 26.2 | --- | 27.3 | 27.5 | 29.1 | 25.3 | 15.9 | 26.1 | 27.2 | 24.3 | 18.1 | 25.7 | 28.5 | --- | 12.36 | 30.2 |
| Turbidity | NTU | 1.84 | 7.94 | 3.40 | 2.71 | 4.55 | --- | 10.8 | 7.04 | 2.69 | 5.36 | 8.33 | 3.64 | 6.34 | 3.02 | 3.13 | 13.1 | 5.69 | --- | 10.6 | 4.03 |

**NOTES:**
THMs - Trihalomethanes
--- - Parameter not analyzed
mg/L - milligrams per liter
µg/L - micrograms per liter
NTU - nephelometric turbidity units
I - analyte detected below the quantitation limit
U - analyte concentration is below the laboratory method detection limit (MDL) and the MDL is shown.
J3 - estimated value. The value may not be accurate. Spike recovery or RPD is outside of criteria.

# Section 5
# Chain of Custody Forms

Chain of custody forms for the groundwater samples collected by TestAmerica personnel are provided in this section.


© 2014 CDM Smith All Rights Reserved

**TestAmerica Orlando**
8010 Sunport Drive Suite 116
Orlando, FL 32809
Phone (800) 851-2560 Fax (407) 856-0886

# Chain of Custody Record

TestAmerica

8/18/2014

| Client Information | Sampler: Shaun Vickery/Bryan Black | Lab PM: Hornsby, Jess | Carrier Tracking No(s): | COC No: 660-57726-12679 1 |
|---|---|---|---|---|
| Client Contact: Mr. Nathan Schmaus | Phone: 407-399-3346 | E-Mail: jess.hornsby@testamericainc.com | | Page: Page 1 of 2 |
| Company: CDM Smith, Inc. | | | | Job #: |

| Address: 1715 North Westshore Blvd. Suite 875 | Due Date Requested: | Analysis Requested |
|---|---|---|
| City: Tampa | TAT Requested (days): | |
| State, Zip: FL, 33607 | | |
| Phone | PO #: Purchase Order Requested | |
| Email: SchmausND@cdmsmith.com | WO #: 71138-94426-GROUNDWATER | |
| Project Name: Citrus County LF Semi-Annual | Project #: 66003335 | |
| Site: Florida | SSOW#: | |

Preservation Codes:
A - HCL, B - NaOH, C - Zn Acetate, D - Nitric Acid, E - NaHSO4, F - MeOH, G - Amchlor, H - Ascorbic Acid, I - Ice, J - DI Water, K - EDTA, L - EDA, M - Hexane, N - None, O - AsNaO2, P - Na2O4S, Q - Na2SO3, R - Na2S2SO3, S - H2SO4, T - TSP Dodecahydrate, U - Acetone, V - MCAA, W - ph 4-5, Z - other (specify)
Other:

| Sample Identification | Sample Date | Sample Time | Sample Type (C=comp, G=grab) | Matrix (W=water, S=solid, O=waste/oil, BT=Tissue, A=Air) | Field Filtered Sample (Yes or No) | Perform MS/MSD (Yes or No) | 353.2 - Nitrate | 2540C - Total Dissolved Solids | 6020, 7470A | FieldSampling - Field Parameters | 8260B - Appendix I Compounds | 350.1 - Ammonia | 8011 - Appendix 1 | 300_ORGFM_28D - Chloride | Total Number of containers | Special Instructions/Note: |
|---|---|---|---|---|---|---|---|---|---|---|---|---|---|---|---|---|
| | | | Preservation Code: | | | | N | N | D | N | N | S | A | N | | |
| MW-10 | 7-22-14 | 1049 | G | Water | | | 1 | 1 | 2 | X | 3 | 1 | 3 | 1 | | Filtered metals |
| Field Blank | 7-22-14 | 916 | G | Water | | | 1 | 1 | 1 | X | 3 | 1 | 3 | 1 | | |
| MW-20 | 7-22-14 | 1254 | G | Water | | | 1 | 1 | 1 | X | 3 | 1 | 3 | 1 | | |
| MW-7 | 7-22-14 | 1435 | G | Water | | | 1 | 1 | 1 | X | 3 | 1 | 3 | 1 | | |
| MW-12 | 7-22-14 | 1525 | G | Water | | | 1 | 1 | 1 | X | 3 | 1 | 3 | 1 | | |
| MW-21 | 7-22-14 | 1245 | G | Water | | | 1 | 1 | 2 | X | 3 | 1 | 3 | 1 | | Filtered metals |
| MW-3 | 7-22-14 | 1445 | G | Water | | | 1 | 1 | 1 | X | 3 | 1 | 3 | 1 | | |
| MW-11 | 7-22-14 | 1535 | G | Water | | | 1 | 1 | 1 | X | 3 | 1 | 3 | 1 | | |
| | | | | Water | | | | | | | | | | | | |
| | | | | Water | | | | | | | | | | | | |
| | | | | Water | | | | | | | | | | | | |

660-61845 Chain of Custody

**Possible Hazard Identification**
☐ Non-Hazard ☐ Flammable ☐ Skin Irritant ☐ Poison B ☐ Unknown ☐ Radiological

**Sample Disposal ( A fee may be assessed if samp**
☐ Return To Client ☐ Disposal By Lab

Deliverable Requested: I, II, III, IV, Other (specify)

Special Instructions/QC Requirements:

| Empty Kit Relinquished by: | Date: | Time: | Method of Shipment |
|---|---|---|---|

| Relinquished by | Date/Time: | Company | Received by: | Date/Time: | Company |
|---|---|---|---|---|---|
| | 7-22-14 | TAL | | 7-22-14 1709 | |
| Relinquished by | Date/Time | Company | Received by | Date/Time | Company |
| Relinquished by: | Date/Time: | Company | Received by | Date/Time: | Company |

| Custody Seals Intact: ☐ Yes ☐ No | Custody Seal No.: | Cooler Temperature(s) °C and Other Remarks: 3.1/1.5, 1.7/1.2°C |
|---|---|---|

**TestAmerica Orlando**
8010 Sunport Drive Suite 116
Orlando, FL 32809
Phone (800) 851-2560 Fax (407) 856-0886

# Chain of Custody Record

TestAmerica
THE LEADER IN ENVIRONMENTAL TESTING

8/18/2014

| Client Information | Sampler: Shawn Victory / Bryan Bleck | Lab PM: Hornsby, Jess | Carrier Tracking No(s): | COC No: 660-57724-12681.1 |
|---|---|---|---|---|
| Client Contact: Mr. Nathan Schmaus | Phone: 407-399-3348 | E-Mail: jess.hornsby@testamericainc.com | | Page: Page 1 of 1 |
| Company: CDM Smith, Inc. | | | | Job #: |
| Address: 1715 North Westshore Blvd. Suite 875 | Due Date Requested: | Analysis Requested | | Preservation Codes: |
| City: Tampa | TAT Requested (days): | | | A - HCL, B - NaOH, C - Zn Acetate, D - Nitric Acid, E - NaHSO4, F - MeOH, G - Amchlor, H - Ascorbic Acid, I - Ice, J - DI Water, K - EDTA, L - EDA, M - Hexane, N - None, O - AsNaO2, P - Na2O4S, Q - Na2SO3, R - Na2S2SO3, S - H2SO4, T - TSP Dodecahydrate, U - Acetone, V - MCAA, W - ph 4-5, Z - other (specify) |
| State, Zip: FL, 33607 | | | | |
| Phone | PO #: Purchase Order Requested | | | Other: |
| Email: SchmausND@cdmsmith.com | WO #: 71138-94426-GROUNDWATER | | | |
| Project Name: Citrus County LF Semi-Annual | Project #: 66003335 | | | |
| Site: Florida | SSOW#: | | | |

| Sample Identification | Sample Date | Sample Time | Sample Type (C=comp, G=grab) | Matrix (W=water, S=solid, O=waste/oil, BT=Tissue, A=Air) | Field Filtered Sample (Yes or No) | Perform MS/MSD (Yes or No) | 8260B - Benzene, Meth. Chloride, Vinyl Chloride | FieldSampling - Field Parameters | Total Number of containers | Special Instructions/Note: |
|---|---|---|---|---|---|---|---|---|---|---|
| | | | Preservation Code: | | | | N | N | | |
| MW-18 | 7-22-14 | 1147 | G | Water | | | 3 | X | | |
| MW-19 | 7-22-14 | 1040 | G | Water | | | 3 | X | | |

**Possible Hazard Identification**
☐ Non-Hazard ☐ Flammable ☐ Skin Irritant ☐ Poison B ☐ Unknown ☐ Radiological

**Sample Disposal ( A fee may be assessed if samples are retained longer than 1 month)**
☐ Return To Client ☐ Disposal By Lab ☐ Archive For _____ Months

Deliverable Requested: I, II, III, IV, Other (specify)

Special Instructions/QC Requirements:

| Empty Kit Relinquished by: | Date: | Time: | Method of Shipment: |
|---|---|---|---|

| Relinquished by | Date/Time | Company | Received by | Date/Time | Company |
|---|---|---|---|---|---|
| | 7-22-14 | TAERL | K PRICE | 7-22-14 1709 | |
| Relinquished by | Date/Time | Company | Received by | Date/Time | Company |
| Relinquished by: | Date/Time | Company | Received by: | Date/Time | Company |

| Custody Seals Intact: Δ Yes Δ No | Custody Seal No.: | Cooler Temperature(s) °C and Other Remarks: 2.1/1.5°C |
|---|---|---|

**TestAmerica Orlando**
8010 Sunport Drive Suite 116
Orlando, FL 32809
Phone (800) 851-2560 Fax (407) 856-0886

# Chain of Custody Record

TestAmerica
THE LEADER IN ENVIRONMENTAL TESTING

8/18/2014

| Client Information | Sampler: Bryan Black | Lab PM: Hornsby, Jess | Carrier Tracking No(s): | COC No.: 660-57725-12680.1 |
|---|---|---|---|---|
| Client Contact: Mr. Nathan Schmaus | Phone: | E-Mail: jess.hornsby@testamericainc.com | | Page: Page 1 of 1 |
| Company: CDM Smith, Inc. | | | | Job #: |
| Address: 1715 North Westshore Blvd. Suite 875 | Due Date Requested: | | | |
| City: Tampa | TAT Requested (days): | | | |
| State, Zip: FL, 33607 | | | | |
| Phone | PO #: Purchase Order Requested | | | |
| Email: SchmausND@cdmsmith.com | WO #: 71138-94426-GROUNDWATER | | | |
| Project Name: Citrus County LF Semi-Annual | Project #: 66003335 | | | |
| Site: Florida | SSOW#: | | | |

**Analysis Requested**

**Preservation Codes:**

| | |
|---|---|
| A - HCL | M - Hexane |
| B - NaOH | N - None |
| C - Zn Acetate | O - AsNaO2 |
| D - Nitric Acid | P - Na2O4S |
| E - NaHSO4 | Q - Na2SO3 |
| F - MeOH | R - Na2S2SO3 |
| G - Amchlor | S - H2SO4 |
| H - Ascorbic Acid | T - TSP Dodecahydrate |
| I - Ice | U - Acetone |
| J - DI Water | V - MCAA |
| K - EDTA | W - ph 4-5 |
| L - EDA | Z - other (specify) |

Other:

| Sample Identification | Sample Date | Sample Time | Sample Type (C=comp, G=grab) | Matrix (W=water, S=solid, O=waste/oil, BT=Tissue, A=Air) | Field Filtered Sample (Yes or No) | Perform MS/MSD (Yes or No) | 2540C - Total Dissolved Solids | FieldSampling - Field Parameters (Inc. color and sheen) | TTHM_Calc - Total Trihalomethane Calculation | 300_ORGFM_28D - Chloride | 6020 - Arsenic, Iron, Sodium | Total Number of containers | Special Instructions/Note: |
|---|---|---|---|---|---|---|---|---|---|---|---|---|---|
| | | | Preservation Code: | | | | N | N | R | N | D | | |
| MW-6 | 7-23-14 | 1135 | G | Water | | | 1 | X | 3 | 1 | 1 | | |

660-61884 Chain of Custody

**Possible Hazard Identification**
☐ Non-Hazard ☐ Flammable ☐ Skin Irritant ☐ Poison B ☐ Unknown ☐ Radiological

**Sample Disposal ( A fee may be assessed if samples are retained longer than 1 month)**
☐ Return To Client ☐ Disposal By Lab ☐ Archive For _____ Months

Deliverable Requested: I, II, III, IV, Other (specify)

Special Instructions/QC Requirements:

| | | | | | | |
|---|---|---|---|---|---|---|
| Empty Kit Relinquished by: | Date: | Time | Method of Shipment: | | | |
| Relinquished by: | Date/Time: 7-23-14 1425 | Company: TAL | Received by: | Date/Time: 7/24/14 8:00 | Company | |
| Relinquished by | Date/Time: | Company | Received by: | Date/Time: | Company | |
| Relinquished by | Date/Time: | Company | Received by: | Date/Time: | Company | |

Custody Seals Intact: ☐ Yes ☐ No | Custody Seal No.:

Cooler Temperature(s) °C and Other Remarks: 4.5 | 3.0 IR CW-07

**TestAmerica Orlando**
8010 Sunport Drive Suite 116
Orlando, FL 32809
Phone (800) 851-2560 Fax (407) 856-0886

# Chain of Custody Record

TestAmerica

8/18/2014

| Client Information | Sampler: Shawn Victory / Bryan Black | Lab PM: Hornsby, Jess | Carrier Tracking No(s): | COC No: 660-57726-12679.2 |
|---|---|---|---|---|
| Client Contact: Mr. Nathan Schmaus | Phone: 407-399-3348 | E-Mail: jess.hornsby@testamericainc.com | | Page: Page 2 of 2 |
| Company: CDM Smith, Inc. | | Analysis Requested | | Job # |
| Address: 1715 North Westshore Blvd Suite 875 | Due Date Requested: | | | Preservation Codes: A - HCL, B - NaOH, C - Zn Acetate, D - Nitric Acid, E - NaHSO4, F - MeOH, G - Amchlor, H - Ascorbic Acid, I - Ice, J - DI Water, K - EDTA, L - EDA, M - Hexane, N - None, O - AsNaO2, P - Na2O4S, Q - Na2SO3, R - Na2S2SO3, S - H2SO4, T - TSP Dodecahydrate, U - Acetone, V - MCAA, W - ph 4-5, Z - other (specify) |
| City: Tampa | TAT Requested (days): | | | |
| State, Zip: FL, 33607 | | | | |
| Phone: | PO #: Purchase Order Requested | | | |
| Email: SchmausND@cdmsmith.com | WO #: 71138-94426-GROUNDWATER | | | |
| Project Name: Citrus County LF Semi-Annual | Project #: 66003335 | | | |
| Site: Florida | SSOW#: | | | Other: |

| Sample Identification | Sample Date | Sample Time | Sample Type (C=comp, G=grab) | Matrix (W=water, S=solid, O=waste/oil, BT=Tissue, A=Air) | Field Filtered Sample (Yes or No) | Perform MS/MSD (Yes or No) | 353.2 - Nitrate | 2540C - Total Dissolved Solids | 6020, 7470A | FieldSampling - Field Parameters | 8260B - Appendix I Compounds | 350.1 - Ammonia | 8011 - Appendix 1 | 300_ORGFM_28D - Chloride | Total Number of containers | Special Instructions/Note: |
|---|---|---|---|---|---|---|---|---|---|---|---|---|---|---|---|---|
| | | | Preservation Code: | | | | N | N | D | N | N | S | A | N | | |
| MW-13 | 7-23-14 | 902 | G | Water | | | 1 | 1 | 1 | X | 3 | 1 | 3 | 1 | | |
| MW-15 | " | 958 | " | W | | | 1 | 1 | 1 | X | 3 | 1 | 3 | 1 | | |
| MW-14 | " | 920 | " | W | | | 1 | 1 | 1 | X | 3 | 1 | 3 | 1 | | |
| MW-17 | " | 1036 | " | W | | | 1 | 1 | 1 | X | 3 | 1 | 3 | 1 | | |

**Possible Hazard Identification**
☐ Non-Hazard ☐ Flammable ☐ Skin Irritant ☐ Poison B ☐ Unknown ☐ Radiological

**Sample Disposal ( A fee may be assessed if samples are retained longer than 1 month)**
☐ Return To Client ☐ Disposal By Lab ☐ Archive For _____ Months

Deliverable Requested: I, II, III, IV, Other (specify)

Special Instructions/QC Requirements:

| Empty Kit Relinquished by: | Date | Time | Method of Shipment |
|---|---|---|---|

| Relinquished by | Date/Time | Company | Received by | Date/Time | Company |
|---|---|---|---|---|---|
| [signature] | 7-23-14 1425 | TAOrl | | | |
| Relinquished by | Date/Time | Company | Received by | Date/Time | Company |
| Relinquished by: | Date/Time | Company | Received by | Date/Time | Company |

Custody Seals Intact: ☐ Yes ☐ No | Custody Seal No.: | Cooler Temperature(s) °C and Other Remarks:

**TestAmerica Orlando**
8010 Sunport Drive Suite 116
Orlando, FL 32809
Phone (800) 851-2560 Fax (407) 856-0886

# Chain of Custody Record

TestAmerica
THE LEADER IN ENVIRONMENTAL TESTING

8/12/2014

| Client Information | Sampler: Shawn Victory | Lab PM: Hornsby, Jess | Carrier Tracking No(s): | COC No: 660-57727-16085.1 |
|---|---|---|---|---|
| Client Contact: Mr. Nathan Schmaus | Phone: 407-399-3348 | E-Mail: jess.hornsby@testamericainc.com | | Page: Page 1 of 1 |
| Company: CDM Smith, Inc. | | Analysis Requested | | Job #: |
| Address: 1715 North Westshore Blvd. Suite 875 | Due Date Requested: | | | Preservation Codes: |
| City: Tampa | TAT Requested (days): | | | A - HCL, B - NaOH, C - Zn Acetate, D - Nitric Acid, E - NaHSO4, F - MeOH, G - Amchlor, H - Ascorbic Acid, I - Ice, J - DI Water, K - EDTA, L - EDA, M - Hexane, N - None, O - AsNaO2, P - Na2O4S, Q - Na2SO3, R - Na2S2SO3, S - H2SO4, T - TSP Dodecahydrate, U - Acetone, V - MCAA, W - ph 4-5, Z - other (specify) |
| State, Zip: FL, 33607 | | | | |
| Phone: | PO #: Purchase Order not required | | | Other: |
| Email: SchmausND@cdmsmith.com | WO #: 9210021.03 | | | |
| Project Name: Citrus Co LF Leachate Sampling | Project #: 66006285 | | | |
| Site: | SSOW#: | | | |

| Sample Identification | Sample Date | Sample Time | Sample Type (C=comp, G=grab) | Matrix (W=water, S=solid, O=waste/oil, BT=Tissue, A=Air) | Field Filtered Sample (Yes or No) | Perform MS/MSD (Yes or No) | 8260B - Appendix I Volatiles | 6020A, 7470A | 2540C - Total Dissolved Solids | 8011 - Ethylene Dibromide (EDB) | 350.1 - Ammonia | 300_ORGFM_28D - Chloride | TTHM_Calc - Total Trihalomethane Calculation | 8011_EDB_PB8Fl and 1,2,3-TCP | Total Number of containers | Special Instructions/Note: |
|---|---|---|---|---|---|---|---|---|---|---|---|---|---|---|---|---|
| | | | Preservation Code: | | | | N | D | N | N | S | N | R | N | | |
| Leachate Effluent | 7-23-14 | 1105 | G | Water | | | 3 | 1 | 1 | ~~1~~ | 1 | 1 | 3 | | | EDB's not required |
| Field Blank | 7-23-14 | 1054 | G | Water | | | 3 | 1 | 1 | | 1 | 1 | 3 | | | |
| | | | | Water | | | | | | | | | | | | |

660-61879 Chain of Custody

| Possible Hazard Identification | Sample Disposal ( A fee may be assessed if samples are retained longer than 1 month) |
|---|---|
| ☐ Non-Hazard ☐ Flammable ☐ Skin Irritant ☐ Poison B ☐ Unknown ☐ Radiological | ☐ Return To Client ☐ Disposal By Lab ☐ Archive For _____ Months |
| Deliverable Requested: I, II, III, IV, Other (specify) | Special Instructions/QC Requirements: |

| Empty Kit Relinquished by: | Date: | Time: | Method of Shipment: |
|---|---|---|---|

| Relinquished by: | Date/Time: 7-23-14 1425 | Company: TAAL | Received by: | Date/Time: 7/24/14 8:00 | Company: MSR |
|---|---|---|---|---|---|
| Relinquished by: | Date/Time | Company | Received by: | Date/Time. | Company |
| Relinquished by: | Date/Time: | Company | Received by | Date/Time. | Company |

| Custody Seals Intact: Δ Yes Δ No | Custody Seal No.: | Cooler Temperature(s) °C and Other Remarks: 4.7/4.1 CW-07 |
|---|---|---|

**TestAmerica Orlando**
8010 Sunport Drive Suite 116
Orlando, FL 32809
Phone (800) 851-2560 Fax (407) 856-0886

# Chain of Custody Record

TestAmerica
THE LEADER IN ENVIRONMENTAL TESTING

| Client Information | Sampler: Shawn Victory | Lab PM: Hornsby, Jess | Carrier Tracking No(s): | COC No: 660-58143-18602.1 |
|---|---|---|---|---|
| Client Contact: Mr. Nathan Schmaus | Phone: 407-399-3349 | E-Mail: jess.hornsby@testamericainc.com | | Page: Page 1 of 1 |
| Company: CDM Smith, Inc. | | | | Job #: |
| Address: 1715 North Westshore Blvd. Suite 875 | Due Date Requested: 8-11-14 | | | |
| City: Tampa | TAT Requested (days): | | | |
| State, Zip: FL, 33607 | | | | |
| Phone: | PO #: Purchase Order not required | | | |
| Email: SchmausND@cdmsmith.com | WO #: 9210021.03 | | | |
| Project Name: Citrus Co LF Leachate Sampling | Project #: 66006285 | | | |
| Site: | SSOW#: | | | |

**Analysis Requested**

**Preservation Codes:**

| | |
|---|---|
| A - HCL | M - Hexane |
| B - NaOH | N - None |
| C - Zn Acetate | O - AsNaO2 |
| D - Nitric Acid | P - Na2O4S |
| E - NaHSO4 | Q - Na2SO3 |
| F - MeOH | R - Na2S2SO3 |
| G - Amchlor | S - H2SO4 |
| H - Ascorbic Acid | T - TSP Dodecahydrate |
| I - Ice | U - Acetone |
| J - Di Water | V - MCAA |
| K - EDTA | W - ph 4-5 |
| L - EDA | Z - other (specify) |

Other:

| Sample Identification | Sample Date | Sample Time | Sample Type (C=comp, G=grab) | Matrix (W=water, S=solid, O=waste/oil, BT=Tissue, A=Air) | Field Filtered Sample (Yes or No) | Perform MS/MSD (Yes or No) | 8260B - BTEX + Vinyl Chloride | Total Number of containers | Special Instructions/Note: |
|---|---|---|---|---|---|---|---|---|---|
| | | | Preservation Code: | | X | X | A | X | |
| Leachate Effluent | 8-7-14 | 935 | G | Water | | | 3 | | |
| Trip Blank | | | G | Water | | | 2 | | |

660-62144 Chain of Custody

| Possible Hazard Identification | Sample Disposal ( A fee may be assessed if samples are retained longer than 1 month) |
|---|---|
| ☐ Non-Hazard ☐ Flammable ☐ Skin Irritant ☐ Poison B ☐ Unknown ☐ Radiological | ☐ Return To Client ☐ Disposal By Lab ☐ Archive For _____ Months |
| Deliverable Requested: I, II, III, IV, Other (specify) | Special Instructions/QC Requirements: |

| Empty Kit Relinquished by: | Date: | Time: | Method of Shipment: |
|---|---|---|---|

| | Relinquished by: | Date/Time: | Company | Received by: | Date/Time: | Company |
|---|---|---|---|---|---|---|
| 1 | [signature] | 8-7-14 1420 | TAORL | [signature] | 08/08/14 0840 | TA Orl |
| 2 | Relinquished by: | Date/Time: | Company | Received by: | Date/Time | Company |
| 3 | Relinquished by | Date/Time: | Company | Received by: | Date/Time | Company |

| Custody Seals Intact: ∆ Yes ∆ No | Custody Seal No: | Cooler Temperature(s) °C and Other Remarks: 2.4/2.8°C | 660-62144 |
|---|---|---|---|

# Section 6
# Water Level Data

Static water level data collected by CDM Smith on July 22, 2014, are summarized in **Table 6-1**. In accordance with the permit requirements, these data were used to prepare the groundwater level contour map (**Figure 3-1**).


© 2014 CDM Smith All Rights Reserved

**Table 6-1 Water Level Data Collected at Citrus County Central Class I Landfill**

| Monitor Well ID | Tasks in 1/2014 Sampling Event | Casing Size (in) | Top of Casing Elev. (NGVD) | Water Levels Measured In July 2014 | | | |
|---|---|---|---|---|---|---|---|
| | | | | Initial Round of Water Levels[1] | | Water Level at Time of Sampling | |
| | | | | (ft btoc) | (NGVD) | (ft btoc) | (NGVD) |
| MW-AA | WL only | 2 | 106.11 | 100.35 | 5.76 | NS | NS |
| MW-B | WL only | 4 | 113.46 | 107.47 | 5.99 | NS | NS |
| MW-E | WL only | 2 | 109.51 | 103.80 | 5.71 | NS | NS |
| MW-1R | WL only | 2 | 118.08 | 112.40 | 5.68 | NS | NS |
| MW-2 | WL only | 2 | 136.19 | 128.90 | 7.29 | NS | NS |
| MW-3 | GW Sample & WL | 2 | 120.47 | 113.44 | 7.03 | 113.41 | 7.06 |
| MW-5 | WL only | 2 | 121.14 | 113.89 | 7.25 | NS | NS |
| MW-6 | GW Sample & WL | 2 | 118.48 | 111.20 | 7.28 | 111.13 | 7.35 |
| MW-7 | GW Sample & WL | 2 | 128.66 | 121.78 | 6.88 | 119. 87 | 8.88 |
| MW-8R | WL only | 2 | 118.08 | 112.31 | 5.77 | NS | NS |
| MW-9 | WL only | 2 | 113.46 | 107.83 | 5.63 | NS | NS |
| MW-10 | GW Sample & WL | 2 | 114.20 | 106.80 | 7.40 | 106.80 | 7.40 |
| MW-11 | GW Sample & WL | 2 | 105.21 | 99.24 | 5.97 | 99.19 | 6.02 |
| MW-12 | GW Sample & WL | 2 | 104.01 | 97.86 | 6.15 | 97.86 | 6.15 |
| MW-13 | GW Sample & WL | 2 | 112.61 | 106.28 | 6.33 | 106.29 | 6.32 |
| MW-14 | GW Sample & WL | 2 | 109.12 | 103.02 | 6.10 | 103.05 | 6.07 |
| MW-15 | GW Sample & WL | 2 | 124.21 | 117.72 | 6.49 | 117.78 | 6.43 |
| MW-16 | WL only | 2 | 120.31 | 113.92 | 6.39 | NS | NS |
| MW-17 | GW Sample & WL | 2 | 111.55 | 105.22 | 6.33 | 105.27 | 6.28 |
| MW-18 | GW Sample & WL | 2 | 116.41 | 109.01 | 7.40 | 109.01 | 7.40 |
| MW-19 | GW Sample & WL | 2 | 114.16 | 106.88 | 7.28 | 106.88 | 7.28 |
| MW-20 | GW Sample & WL | 2 | 119.74 | 113.00 | 6.74 | 113.00 | 6.74 |
| MW-21 | GW Sample & WL | 2 | 115.63 | 109.06 | 6.57 | 109.02 | 6.61 |
| PZ-1 | WL only | 2 | 111.56 | 105.45 | 6.11 | NS | NS |
| PZ-2 | WL only | 2 | 117.32 | 111.46 | 5.86 | NS | NS |

NOTES:

ft btoc - feet below top of casing

in - inches

NGVD - National Geodetic Vertical Datum (1929)

WL - Water Level

GW - Groundwater

NS - Not Sampled

Initial Round of Water Levels[1] - Static WLs collected from 9:19 to 13:36 on 7/22/14


© 2014 CDM Smith All Rights Reserved

# Section 7

# Water Quality Monitoring Report Certification

FDEP Form 62-701.900(31) completed by CDM Smith is provided in this section.


© 2014 CDM Smith All Rights Reserved

# Florida Department of Environmental Protection

Bob Martinez Center
2600 Blair Stone Road
Tallahassee, Florida 32399-2400

DEP Form #: 62-701.900(31), F.A.C
Form Title: Water Quality Monitoring Certification
Effective Date: January 6, 2010
Incorporated in Rule 62-701.510(9), F.A.C.

## WATER QUALITY MONITORING CERTIFICATION

### PART I GENERAL INFORMATION

(1) Facility Name Citrus County Central Class I Landfill

Address P.O. Box 340

City Lecanto Zip 34460-0340 County Citrus

Telephone Number ( 352 ) 527-7670

(2) WACS Facility ID SWD/09/39859

(3) DEP Permit Number 21375-018-SO/01

(4) Authorized Representative's Name David R. Rojas, P.G. w/CDM Smith Title Environmental Scientist

Address 1715 N. West Shore Blvd. Suite 875

City Tampa Zip 33607 County Hillsborough

Telephone Number ( 813 ) 281-2900

Email address (if available) Rojasdr@cdmsmith.com

### CERTIFICATION

I certify under penalty of law that I have personally examined and am familiar with the information submitted in this document and all attachments and that, based on my inquiry of those individuals immediately responsible for obtaining the information, I believe that the information is true, accurate, and complete. I am aware that there are significant penalties for submission of false information including the possibility of fine and imprisonment.

Sept 9, 2014
(Date)

David R Rojas
(Owner or Authorized Representative's Signature)

### PART II QUALITY ASSURANCE REQUIREMENTS

Sampling Organization TestAmerica Laboratories, Inc.

Analytical Lab NELAC / HRS Certification # Tpa - E84282, Tal - E81005, Orlando - E83012, & Savannah GA - E87052

Lab Name TestAmerica Laboratiories, Inc.

Address 6712 Benjamin Road, Suite 100, Tampa, FL 33634

Phone Number ( 813 ) 885-7427

Email address (if available) www.testamericainc.com

# Section 8
# Field Sampling Logs

Groundwater sampling logs and equipment calibration logs prepared by TestAmerica are included in this section.


© 2014 CDM Smith All Rights Reserved

# TESTAMERICA ORLANDO FIELD SAMPLING LOG –
## DEP-SOP-001/01- Form FD 9000-24 GROUNDWATER SAMPLING

Meter #'s: M-1 / T-3 PAGE: 1 of 1

SITE NAME: Citrus County Landfill SITE LOCATION: Lecanto, FL

WELL NO: MW-10 SAMPLE ID: DATE: 7-22-14

## PURGING DATA

WELL DIAMETER (inches): 2 TUBING DIAMETER (inches): 1/4 WELL SCREEN INTERVAL DEPTH: 100.5 feet to 120.5 feet STATIC DEPTH TO WATER (feet): 106.80 PURGE PUMP TYPE OR BAILER: BP

WELL VOLUME PURGE: 1 WELL VOLUME = (TOTAL WELL DEPTH – STATIC DEPTH TO WATER) X WELL CAPACITY
(only fill out if applicable) 13.70 = ( 120.50 feet – 106.80 feet) X .16 gallons/foot = 2.20 gallons

EQUIPMENT VOLUME PURGE: 1 EQUIPMENT VOL. = PUMP VOLUME + (TUBING CAPACITY X TUBING LENGTH) + FLOW CELL VOLUME
(only fill out if applicable) = gallons + ( gallons/foot X feet) + gallons = gallons

INITIAL PUMP OR TUBING DEPTH IN WELL (feet): 113 FINAL PUMP OR TUBING DEPTH IN WELL (feet): 113 PURGING INITIATED AT: 927 PURGING ENDED AT: 1040 TOTAL VOLUME PURGED (gallons): 5.5

| TIME | VOLUME PURGED (gallons) | CUMUL. VOLUME PURGED (gallons) | PURGE RATE (gpm) | DEPTH TO WATER (feet) | pH (standard units) | TEMP. (°C) | COND. (circle units) µmhos/cm or mS/cm | DISSOLVED OXYGEN (circle units) mg/L or % saturation | TURBIDITY (NTUs) | COLOR describe | ODOR | ORP |
|---|---|---|---|---|---|---|---|---|---|---|---|---|
| 945 | 2.20 | 2.20 | .10 | 107.82 | 4.21 | 24.0 | 55 | .77 | 64.4 | cloudy | NO | — |
| 956 | .50 | 2.70 | .05 | 107.73 | 4.29 | 24.1 | 56 | .59 | 76.3 | | | — |
| 1000 | .50 | 3.20 | .05 | 107.70 | 4.30 | 24.2 | 56 | .49 | 50.0 | | | — |
| 1010 | .50 | 3.70 | .05 | 107.70 | 4.28 | 24.4 | 57 | .47 | 26.8 | | | — |
| 1020 | .50 | 4.20 | .05 | 107.70 | 4.29 | 24.6 | 57 | .44 | 29.5 | | | — |
| 1030 | .50 | 4.70 | .05 | 107.70 | 4.32 | 24.5 | 58 | .41 | 31.7 | V | V | — |
| 1040 | .50 | 5.20 | .05 | 107.70 | 4.32 | 24.5 | 58 | .42 | 32.3 | | | — |
| | | | | | Filtered Turbidity | | | → | 3.18 | | | |

WELL CAPACITY (Gallons Per Foot): 0.75" = 0.02; 1" = 0.04, 1.25" = 0.06; 2" = 0.16; 3" = 0.37; 4" = 0.65, 5" = 1.02; 6" = 1.47; 12" = 5.88
TUBING INSIDE DIA. CAPACITY (Gal./Ft.): 1/8" = 0.0006; 3/16" = 0.0014; 1/4" = 0.0026; 5/16" = 0.004; 3/8" = 0.006; 1/2" = 0.010; 5/8" = 0.016

PURGING EQUIPMENT CODES: B = Bailer; BP = Bladder Pump; ESP = Electric Submersible Pump; PP = Peristaltic Pump; O = Other (Specify)

## SAMPLING DATA

SAMPLED BY (PRINT) / AFFILIATION: Shan Victory / Test America SAMPLER(S) SIGNATURE(S): SAMPLING INITIATED AT: 1041 SAMPLING ENDED AT 1049

PUMP OR TUBING DEPTH IN WELL (feet): 113 TUBING MATERIAL CODE: PE FIELD-FILTERED: (Y) N Filtration Equipment Type: FILTER SIZE: 0.45 µm

FIELD DECONTAMINATION: PUMP Y (N) TUBING Y (N) (replaced) DUPLICATE: Y (N)

| SAMPLE CONTAINER SPECIFICATION | | | | SAMPLE PRESERVATION | | | | | |
|---|---|---|---|---|---|---|---|---|---|
| SAMPLE ID CODE | # CONTAINERS | MATERIAL CODE | VOLUME | PRESERVATIVE USED | TOTAL VOL ADDED IN FIELD (mL) | FINAL pH | INTENDED ANALYSIS AND/OR METHOD | SAMPLING EQUIPMENT CODE | SAMPLE PUMP FLOW RATE (mL per minute) |
| MW-10 | 1 | PE | 500 | UNP | 0 | 4.3 | TDS | BP | 200 |
| | 2 | 1 | 250 | HNO3 | 0 | <2.0 | Metals | | |
| | 2 | 1 | 125/250 | H2SO4 | 0 | <2.0 | 353.2 / 350.1 | | |
| | 2 | V | 125 | UNP | 0 | 4.3 | 1, 353.2 | | |
| | 3 | CG | 40 | UNP | 0 | — | 8260B | | <200 |
| | 3 | CG | 40 | HCl | 0 | — | 8011 | | <200 |

REMARKS: 2 CPM – 15/15 58psi

MATERIAL CODES: AG = Amber Glass; CG = Clear Glass; PE = Polyethylene; PP = Polypropylene; S = Silicone; T = Teflon; O = Other (Specify)

SAMPLING EQUIPMENT CODES: APP = After Peristaltic Pump; B = Bailer; BP = Bladder Pump; ESP = Electric Submersible Pump; RFPP = Reverse Flow Peristaltic Pump; SM = Straw Method (Tubing Gravity Drain); O = Other (Specify)

NOTES: 1. The above do not constitute all of the information required by Chapter 62-160, F.A.C.
2. STABILIZATION CRITERIA FOR RANGE OF VARIATION OF LAST THREE CONSECUTIVE READINGS (SEE FS 2212, SECTION 3)
pH: ± 0.2 units Temperature: ± 0.2 °C Specific Conductance: ± 5% Dissolved Oxygen: all readings ≤ 20% saturation (see Table FS 2200-2); optionally, ± 0.2 mg/L or ± 10% (whichever is greater) Turbidity: all readings ≤ 20 NTU; optionally ± 5 NTU or ± 10% (whichever is greater)

Revision Date: February 12, 2009

# TESTAMERICA ORLANDO FIELD SAMPLING LOG –
## DEP-SOP-001/01- Form FD 9000-24 GROUNDWATER SAMPLING

Meter #'s: M-1 / T-3 PAGE: 1 of

| SITE NAME: Class I Landfill | SITE LOCATION: Lecanto, FL | |
|---|---|---|
| WELL NO: Field Blank | SAMPLE ID: | DATE: 7-22-14 |

## PURGING DATA

| WELL DIAMETER (inches): | TUBING DIAMETER (inches): | WELL SCREEN INTERVAL DEPTH: feet to feet | STATIC DEPTH TO WATER (feet): | PURGE PUMP TYPE OR BAILER: |
|---|---|---|---|---|

WELL VOLUME PURGE: 1 WELL VOLUME = (TOTAL WELL DEPTH – STATIC DEPTH TO WATER) X WELL CAPACITY
(only fill out if applicable)
= ( feet – feet) X gallons/foot = gallons

EQUIPMENT VOLUME PURGE: 1 EQUIPMENT VOL. = PUMP VOLUME + (TUBING CAPACITY X TUBING LENGTH) + FLOW CELL VOLUME
(only fill out if applicable)
= gallons + ( gallons/foot X feet) + gallons = gallons

| INITIAL PUMP OR TUBING DEPTH IN WELL (feet): | FINAL PUMP OR TUBING DEPTH IN WELL (feet): | PURGING INITIATED AT: 927 | PURGING ENDED AT: | TOTAL VOLUME PURGED (gallons): |
|---|---|---|---|---|

| TIME | VOLUME PURGED (gallons) | CUMUL. VOLUME PURGED (gallons) | PURGE RATE (gpm) | DEPTH TO WATER (feet) | pH (standard units) | TEMP. (°C) | COND. (circle units) µmhos/cm or µS/cm | DISSOLVED OXYGEN (circle units) mg/L or % saturation | TURBIDITY (NTUs) | COLOR describe | ODOR | ORP |
|---|---|---|---|---|---|---|---|---|---|---|---|---|
| | | | | | | | | | | | | |

WELL CAPACITY (Gallons Per Foot): 0.75" = 0.02; 1" = 0.04; 1.25" = 0.06; 2" = 0.16; 3" = 0.37; 4" = 0.65; 5" = 1.02; 6" = 1.47; 12" = 5.88
TUBING INSIDE DIA. CAPACITY (Gal./Ft.): 1/8" = 0.0006; 3/16" = 0.0014; 1/4" = 0.0026; 5/16" = 0.004, 3/8" = 0.006; 1/2" = 0.010; 5/8" = 0.016

PURGING EQUIPMENT CODES: B = Bailer; BP = Bladder Pump; ESP = Electric Submersible Pump; PP = Peristaltic Pump; O = Other (Specify)

## SAMPLING DATA

| SAMPLED BY (PRINT) / AFFILIATION: Shawn Victory/TestAmerica | SAMPLER(S) SIGNATURE(S): | SAMPLING INITIATED AT: 914 | SAMPLING ENDED AT: 916 |
|---|---|---|---|
| PUMP OR TUBING DEPTH IN WELL (feet): | TUBING MATERIAL CODE: PE | FIELD-FILTERED: Y (N) Filtration Equipment Type: | FILTER SIZE: ____ µm |
| FIELD DECONTAMINATION: PUMP Y (N) | TUBING Y (N) (replaced) | DUPLICATE: Y (N) | |

| SAMPLE CONTAINER SPECIFICATION | | | | SAMPLE PRESERVATION | | | | | |
|---|---|---|---|---|---|---|---|---|---|
| SAMPLE ID CODE | # CONTAINERS | MATERIAL CODE | VOLUME | PRESERVATIVE USED | TOTAL VOL ADDED IN FIELD (mL) | FINAL pH | INTENDED ANALYSIS AND/OR METHOD | SAMPLING EQUIPMENT CODE | SAMPLE PUMP FLOW RATE (mL per minute) |
| Field Blank | 1 | PE | 500 | UNP | 0 | 6.5 | TDS | BP | 1000 |
| Metals | 1 | 1 | 250 | HNO3 | | <2.0 | Metals | | |
| 1 | 2 | V | 125/250 | H2SO4 | | <2.0 | 353.2/350.1 | | |
| 1 | 2 | | 125 | UNP | | 6.5 | Cl 353.2 | | |
| V | 3 | CG | 40 | UNP | | — | 8260B | V | 150 |
| | 3 | CG | 40 | HCl | | — | 8011 | | 150 |

REMARKS.

MATERIAL CODES: AG = Amber Glass; CG = Clear Glass; PE = Polyethylene; PP = Polypropylene; S = Silicone; T = Teflon; O = Other (Specify)

SAMPLING EQUIPMENT CODES: APP = After Peristaltic Pump; B = Bailer; BP = Bladder Pump; ESP = Electric Submersible Pump; RFPP = Reverse Flow Peristaltic Pump; SM = Straw Method (Tubing Gravity Drain); O = Other (Specify)

NOTES: 1. **The above do not constitute all of the information required by Chapter 62-160, F.A.C.**
2. STABILIZATION CRITERIA FOR RANGE OF VARIATION OF LAST THREE CONSECUTIVE READINGS (SEE FS 2212, SECTION 3)

**pH:** ± 0.2 units **Temperature:** ± 0.2 °C **Specific Conductance:** ± 5% **Dissolved Oxygen:** all readings ≤ 20% saturation (see Table FS 2200-2); optionally, ± 0.2 mg/L or ± 10% (whichever is greater) **Turbidity:** all readings ≤ 20 NTU; optionally ± 5 NTU or ± 10% (whichever is greater)

Revision Date: February 12, 2009

# TESTAMERICA ORLANDO FIELD SAMPLING LOG –
## DEP-SOP-001/01- Form FD 9000-24 GROUNDWATER SAMPLING

Meter #'s: Mini / T-2 PAGE: 1 of 1

| | |
|---|---|
| SITE NAME: Citrus County Landfill | SITE LOCATION: Lacanto, FL |
| WELL NO: MW-18 | SAMPLE ID: |
| DATE: 7-22-14 | |

## PURGING DATA

| WELL DIAMETER (inches): 2 | TUBING DIAMETER (inches): 1/4 | WELL SCREEN INTERVAL DEPTH: 103 feet to 120 feet | STATIC DEPTH TO WATER (feet): 109.01 | PURGE PUMP TYPE OR BAILER: BP |
|---|---|---|---|---|

WELL VOLUME PURGE: 1 WELL VOLUME = (TOTAL WELL DEPTH – STATIC DEPTH TO WATER) X WELL CAPACITY
(only fill out if applicable) 10.69 = ( 119.70 feet – 109.01 feet) X .16 gallons/foot = 1.71 gallons

EQUIPMENT VOLUME PURGE: 1 EQUIPMENT VOL. = PUMP VOLUME + (TUBING CAPACITY X TUBING LENGTH) + FLOW CELL VOLUME
(only fill out if applicable)
= gallons + ( gallons/foot X feet) + gallons = gallons

| INITIAL PUMP OR TUBING DEPTH IN WELL (feet): 115 | FINAL PUMP OR TUBING DEPTH IN WELL (feet). 115 | PURGING INITIATED AT: 1110 | PURGING ENDED AT: 1145 | TOTAL VOLUME PURGED (gallons): 2.7 |
|---|---|---|---|---|

| TIME | VOLUME PURGED (gallons) | CUMUL. VOLUME PURGED (gallons) | PURGE RATE (gpm) | DEPTH TO WATER (feet) | pH (standard units) | TEMP. (°C) | COND. (circle units) µmhos/cm or µS/cm | DISSOLVED OXYGEN (circle units) mg/L or % saturation | TURBIDITY (NTUs) | COLOR describe | ODOR | ORP |
|---|---|---|---|---|---|---|---|---|---|---|---|---|
| 1133 | 1.71 | 1.71 | .07 | water | 4.56 | 24.1 | 55 | 1.32 | 10.3 | clear | NO | — |
| 1139 | .42 | 2.13 | .07 | level | 4.53 | 24.2 | 53 | 1.29 | 12.5 | ↓ | ↓ | — |
| 1145 | .42 | 2.55 | .07 | below | 4.54 | 24.3 | 54 | 1.28 | 13.0 | | | — |
| | | | | TOP | | | | | | | | |
| | | | | of | | | | | | | | |
| | | | | pump | | | | | | | | |

WELL CAPACITY (Gallons Per Foot): 0.75" = 0.02; 1" = 0.04; 1.25" = 0.06; 2" = 0.16; 3" = 0.37; 4" = 0.65; 5" = 1.02; 6" = 1.47; 12" = 5.68
TUBING INSIDE DIA. CAPACITY (Gal./Ft.): 1/8" = 0.0006; 3/16" = 0.0014; 1/4" = 0.0026; 5/16" = 0.004, 3/8" = 0.006; 1/2" = 0.010; 5/8" = 0.016

PURGING EQUIPMENT CODES: B = Bailer; BP = Bladder Pump; ESP = Electric Submersible Pump; PP = Peristaltic Pump; O = Other (Specify)

## SAMPLING DATA

| SAMPLED BY (PRINT) / AFFILIATION: Shawn Victory / Test America | SAMPLER(S) SIGNATURE(S): [signature] | SAMPLING INITIATED AT: 1145 | SAMPLING ENDED AT: 1147 |
|---|---|---|---|
| PUMP OR TUBING DEPTH IN WELL (feet): 115 | TUBING MATERIAL CODE: PE | FIELD-FILTERED: Y (N) Filtration Equipment Type: | FILTER SIZE: ____ µm |

FIELD DECONTAMINATION: PUMP Y (N) TUBING Y (N) (replaced) DUPLICATE: Y (N)

| SAMPLE CONTAINER SPECIFICATION | | | | SAMPLE PRESERVATION | | | INTENDED ANALYSIS AND/OR METHOD | SAMPLING EQUIPMENT CODE | SAMPLE PUMP FLOW RATE (mL per minute) |
|---|---|---|---|---|---|---|---|---|---|
| SAMPLE ID CODE | # CONTAINERS | MATERIAL CODE | VOLUME | PRESERVATIVE USED | TOTAL VOL ADDED IN FIELD (mL) | FINAL pH | | | |
| MW-18 | 3 | CG | 40 | UNP | Ø | — | 8260B | BP | 2150 |

REMARKS: 2 cpm 18/12 60 psi

MATERIAL CODES: AG = Amber Glass; CG = Clear Glass, PE = Polyethylene; PP = Polypropylene; S = Silicone; T = Teflon; O = Other (Specify)

SAMPLING EQUIPMENT CODES: APP = After Peristaltic Pump; B = Bailer; BP = Bladder Pump; ESP = Electric Submersible Pump; RFPP = Reverse Flow Peristaltic Pump; SM = Straw Method (Tubing Gravity Drain); O = Other (Specify)

NOTES: 1. The above do not constitute all of the information required by Chapter 62-160, F.A.C.
2. STABILIZATION CRITERIA FOR RANGE OF VARIATION OF LAST THREE CONSECUTIVE READINGS (SEE FS 2212, SECTION 3)
.43 pH: ± 0.2 units Temperature: ± 0.2 °C Specific Conductance: ± 5% Dissolved Oxygen: all readings ≤ 20% saturation (see Table FS 2200-2); optionally, ± 0.2 mg/L or ± 10% (whichever is greater) Turbidity: all readings ≤ 20 NTU; optionally ± 5 NTU or ± 10% (whichever is greater)

Revision Date: February 12, 2009

# TESTAMERICA ORLANDO FIELD SAMPLING LOG –
## DEP-SOP-001/01- Form FD 9000-24 GROUNDWATER SAMPLING

Meter #'s: M-1 / T-3 PAGE: 1 of 1

SITE NAME: Citrus County Landfill | SITE LOCATION: Lecanto, FL

WELL NO: MW-20 | SAMPLE ID: | DATE: 7-22-14

## PURGING DATA

| WELL DIAMETER (inches): | TUBING DIAMETER (inches): | WELL SCREEN INTERVAL DEPTH: feet to feet | STATIC DEPTH TO WATER (feet): | PURGE PUMP TYPE OR BAILER: |
|---|---|---|---|---|
| 2 | 1/4 | | 113.00 | BP |

WELL VOLUME PURGE: 1 WELL VOLUME = (TOTAL WELL DEPTH – STATIC DEPTH TO WATER) X WELL CAPACITY
(only fill out if applicable)
12.70 = ( 125.70 feet - 113.00 feet) X .16 gallons/foot = 2.03 gallons

EQUIPMENT VOLUME PURGE: 1 EQUIPMENT VOL. = PUMP VOLUME + (TUBING CAPACITY X TUBING LENGTH) + FLOW CELL VOLUME
(only fill out if applicable)
= gallons + ( gallons/foot X feet) + gallons = gallons

| INITIAL PUMP OR TUBING DEPTH IN WELL (feet): | FINAL PUMP OR TUBING DEPTH IN WELL (feet): | PURGING INITIATED AT: | PURGING ENDED AT: | TOTAL VOLUME PURGED (gallons): |
|---|---|---|---|---|
| 122 | 122 | 1210 | 1246 | 3.5 |

| TIME | VOLUME PURGED (gallons) | CUMUL. VOLUME PURGED (gallons) | PURGE RATE (gpm) | DEPTH TO WATER (feet) | pH (standard units) | TEMP. (°C) | COND. (circle units) µmhos/cm or µS/cm | DISSOLVED OXYGEN (circle units) mg/L or % saturation | TURBIDITY (NTUs) | COLOR describe | ODOR | ORP |
|---|---|---|---|---|---|---|---|---|---|---|---|---|
| 1234 | 2.03 | 2.05 | .08 | 113.18 | 5.63 | 25.8 | 347 | .13 | 2.64 | Clear | No | — |
| 1240 | .56 | 2.61 | .08 | 113.18 | 5.64 | 25.8 | 349 | .11 | 2.15 | " | " | — |
| 1246 | .56 | 3.17 | .08 | 113.18 | 5.67 | 25.7 | 350 | .10 | 1.78 | " | " | — |
| | | | | | | | | | | | | |
| | | | | | | | | | | | | |
| | | | | | | | | | | | | |
| | | | | | | | | | | | | |
| | | | | | | | | | | | | |
| | | | | | | | | | | | | |
| | | | | | | | | | | | | |
| | | | | | | | | | | | | |

WELL CAPACITY (Gallons Per Foot). 0.75" = 0.02; 1" = 0.04; 1.25" = 0.06; 2" = 0.16; 3" = 0.37; 4" = 0.66; 5" = 1.02; 6" = 1.47; 12" = 5.88
TUBING INSIDE DIA. CAPACITY (Gal./Ft.): 1/8" = 0.0006; 3/16" = 0.0014; 1/4" = 0.0026; 5/16" = 0.004; 3/8" = 0.006; 1/2" = 0.010; 5/8" = 0.016

PURGING EQUIPMENT CODES: B = Bailer; BP = Bladder Pump; ESP = Electric Submersible Pump; PP = Peristaltic Pump; O = Other (Specify)

## SAMPLING DATA

| SAMPLED BY (PRINT) / AFFILIATION: | SAMPLER(S) SIGNATURE(S): | SAMPLING INITIATED AT: | SAMPLING ENDED AT: |
|---|---|---|---|
| Shawn Vickery / Test America | | 1246 | 1254 |

| PUMP OR TUBING DEPTH IN WELL (feet): | TUBING MATERIAL CODE: | FIELD-FILTERED: Y (N) Filtration Equipment Type: | FILTER SIZE: ____ µm |
|---|---|---|---|
| 122 | PE | | |

FIELD DECONTAMINATION: PUMP Y (N) TUBING Y (N) (replaced) DUPLICATE: Y (N)

| SAMPLE CONTAINER SPECIFICATION | | | | SAMPLE PRESERVATION | | | | | |
|---|---|---|---|---|---|---|---|---|---|
| SAMPLE ID CODE | # CONTAINERS | MATERIAL CODE | VOLUME | PRESERVATIVE USED | TOTAL VOL ADDED IN FIELD (mL) | FINAL pH | INTENDED ANALYSIS AND/OR METHOD | SAMPLING EQUIPMENT CODE | SAMPLE PUMP FLOW RATE (mL per minute) |
| MW-20 | 1 | PE | 500 | UNP | Ø | 5.7 | TDS | BP | 100 |
| " | 1 | " | 250 | HNO3 | " | <2.0 | metals | " | " |
| " | 2 | " | 40/20 | H2SO4 | " | <2.0 | 353.2/350.1 | " | " |
| " | 2 | " | 125 | UNP | " | 5.7 | 353.2 | " | " |
| " | 3 | CG | 40 | UNP | " | — | 8260B | " | <150 |
| " | 3 | CG | 40 | HCl | " | — | 8011 | " | <150 |

REMARKS: 2 cpm 5/15 60 psi

MATERIAL CODES: AG = Amber Glass; CG = Clear Glass; PE = Polyethylene; PP = Polypropylene; S = Silicone; T = Teflon; O = Other (Specify)

SAMPLING EQUIPMENT CODES: APP = After Peristaltic Pump; B = Bailer; BP = Bladder Pump; ESP = Electric Submersible Pump; RFPP = Reverse Flow Peristaltic Pump; SM = Straw Method (Tubing Gravity Drain); O = Other (Specify)

NOTES: 1. **The above do not constitute all of the information required by Chapter 62-160, F.A.C.**
2. STABILIZATION CRITERIA FOR RANGE OF VARIATION OF LAST THREE CONSECUTIVE READINGS (SEE FS 2212, SECTION 3)
**pH:** ± 0.2 units **Temperature:** ± 0.2 °C **Specific Conductance:** ± 5% **Dissolved Oxygen:** all readings ≤ 20% saturation (see Table FS 2200-2); optionally, ± 0.2 mg/L or ± 10% (whichever is greater) **Turbidity:** all readings ≤ 20 NTU; optionally ± 5 NTU or ± 10% (whichever is greater)

Revision Date: February 12, 2009

# TESTAMERICA ORLANDO FIELD SAMPLING LOG –
## DEP-SOP-001/01- Form FD 9000-24 GROUNDWATER SAMPLING

Meter #'s: M-1 / T-3 PAGE: 1 of 1

| SITE NAME: Citrus County Landfill | SITE LOCATION: Lecanto, FL | |
|---|---|---|
| WELL NO: MW-7 | SAMPLE ID: | DATE: 7-22-14 |

## PURGING DATA

| WELL DIAMETER (inches): 2 | TUBING DIAMETER (inches): 1/4 | WELL SCREEN INTERVAL DEPTH: 117 feet to 137 feet | STATIC DEPTH TO WATER (feet): 119.78 | PURGE PUMP TYPE OR BAILER: BP |
|---|---|---|---|---|

WELL VOLUME PURGE: 1 WELL VOLUME = (TOTAL WELL OEPTH – STATIC OEPTH TO WATER) X WELL CAPACITY
(only fill out if applicable) 19.28 = ( 139.06 feet - 119.78 feet) X .16 gallons/foot = 3.08 gallons

EQUIPMENT VOLUME PURGE: 1 EQUIPMENT VOL. = PUMP VOLUME + (TUBING CAPACITY X TUBING LENGTH) + FLOW CELL VOLUME
(only fill out if applicable)
= gallons + ( gallons/foot X feet) + gallons = gallons

| INITIAL PUMP OR TUBING DEPTH IN WELL (feet): 138 | FINAL PUMP OR TUBING DEPTH IN WELL (feet): 138 | PURGING INITIATED AT: 1344 | PURGING ENDED AT: 1426 | TOTAL VOLUME PURGED (gallons): 5.0 |
|---|---|---|---|---|

| TIME | VOLUME PURGED (gallons) | CUMUL. VOLUME PURGED (gallons) | PURGE RATE (gpm) | DEPTH TO WATER (feet) | pH (standard units) | TEMP. (°C) | COND. (circle units) µmhos/cm ~~or mS/cm~~ | DISSOLVED OXYGEN (circle units) ~~mg/L~~ or % saturation | TURBIDITY (NTUs) | COLOR describe | ODOR | ORP |
|---|---|---|---|---|---|---|---|---|---|---|---|---|
| 1412 | 3.08 | 3.08 | .11 | 129.45 | 5.17 | 25.4 | 124 | .17 | 1.22 | Clear | NO | — |
| 1419 | .77 | 3.85 | .11 | 131.20 | 5.16 | 25.5 | 122 | .15 | 0.96 | ↓ | ↓ | — |
| 1426 | .77 | 4.62 | .11 | 132.28 | 5.15 | 25.6 | 118 | .15 | 0.97 | ↓ | ↓ | — |
| | | | | | | | | | | | | |
| | | | | | | | | | | | | |
| | | | | | | | | | | | | |
| | | | | | | | | | | | | |
| | | | | | | | | | | | | |
| | | | | | | | | | | | | |
| | | | | | | | | | | | | |
| | | | | | | | | | | | | |

WELL CAPACITY (Gallons Per Foot): 0.75" = 0.02; 1" = 0.04; 1.25" = 0.06; 2" = 0.16; 3" = 0.37; 4" = 0.65; 5" = 1.02; 6" = 1.47; 12" = 5.86
TUBING INSIDE DIA. CAPACITY (Gal./Ft.): 1/8" = 0.0006; 3/16" = 0.0014; 1/4" = 0.0026; 5/16" = 0.004; 3/8" = 0.006; 1/2" = 0.010; 5/8" = 0.016

PURGING EQUIPMENT CODES: B = Bailer; BP = Bladder Pump; ESP = Electric Submersible Pump; PP = Peristaltic Pump; O = Other (Specify)

## SAMPLING DATA

| SAMPLED BY (PRINT) / AFFILIATION: Shawn Victory / Test America | SAMPLER(S) SIGNATURE(S): Shawn Victory | SAMPLING INITIATED AT: 1426 | SAMPLING ENDED AT 1435 |
|---|---|---|---|
| PUMP OR TUBING DEPTH IN WELL (feet): 138 | TUBING MATERIAL CODE: PE | FIELD-FILTERED: Y N Filtration Equipment Type: | FILTER SIZE: ____ µm |
| FIELD DECONTAMINATION: PUMP Y (N) | TUBING Y (N) (replaced) | DUPLICATE: Y (N) | |

| SAMPLE CONTAINER SPECIFICATION | | | | SAMPLE PRESERVATION | | | | | |
|---|---|---|---|---|---|---|---|---|---|
| SAMPLE ID CODE | # CONTAINERS | MATERIAL CODE | VOLUME | PRESERVATIVE USED | TOTAL VOL ADDED IN FIELD (mL) | FINAL pH | INTENDED ANALYSIS AND/OR METHOD | SAMPLING EQUIPMENT CODE | SAMPLE PUMP FLOW RATE (mL per minute) |
| MW-7 | 1 | PE | 500 | UNP | 0 | 5.1 | TDS | BP | 440 |
| | 1 | ↓ | 250 | HNO3 | ↓ | <2.0 | Metals | ↓ | ↓ |
| ↓ | 2 | ↓ | 125/250 | H2SO4 | ↓ | <2.0 | 353.2 / 350.1 | ↓ | ↓ |
| | 2 | | 125 | UNP | ↓ | 5.1 | Cl / 353.2 | | |
| ↓ | 3 | CG | 40 | UNP | ↓ | — | 8260B | ↓ | <150 |
| | 3 | CG | 40 | HCl | ↓ | — | 6011 | ↓ | <150 |

REMARKS: 2 CPM 15/15 65 PSI

MATERIAL CODES: AG = Amber Glass; CG = Clear Glass; PE = Polyethylene; PP = Polypropylene; B = Silicone; T = Teflon; O = Other (Specify)

SAMPLING EQUIPMENT CODES: APP = After Peristaltic Pump; B = Bailer; BP = Bladder Pump; ESP = Electric Submersible Pump; RFPP = Reverse Flow Peristaltic Pump; SM = Straw Method (Tubing Gravity Drain); O = Other (Specify)

NOTES: 1. The above do not constitute all of the information required by Chapter 62-160, F.A.C.
(77 2. STABILIZATION CRITERIA FOR RANGE OF VARIATION OF LAST THREE CONSECUTIVE READINGS (SEE FS 2212, SECTION 3)
pH: ± 0.2 units Temperature: ± 0.2 °C Specific Conductance: ± 5% Dissolved Oxygen: all readings ≤ 20% saturation (see Table FS 2200-2); optionally, ± 0.2 mg/L or ± 10% (whichever is greater) Turbidity: all readings ≤ 20 NTU, optionally ± 5 NTU or ± 10% (whichever is greater)

Revision Date: February 12, 2009

# TESTAMERICA ORLANDO FIELD SAMPLING LOG –
## DEP-SOP-001/01- Form FD 9000-24 GROUNDWATER SAMPLING

Mater #'s: M-1 / T-3 PAGE: 1 of 1

| | | |
|---|---|---|
| SITE NAME: Citrus County Landfill | SITE LOCATION: Lecanto, FL | |
| WELL NO: MW-12 | SAMPLE ID: | DATE: 7-22-14 |

## PURGING DATA

| WELL DIAMETER (inches): | TUBING DIAMETER (inches): | WELL SCREEN INTERVAL DEPTH: | STATIC DEPTH TO WATER (feet): | PURGE PUMP TYPE OR BAILER: |
|---|---|---|---|---|
| 2 | 1/4 | 90 feet to 110 feet | 97.86 | BP |

WELL VOLUME PURGE: 1 WELL VOLUME = (TOTAL WELL DEPTH – STATIC DEPTH TO WATER) X WELL CAPACITY
(only fill out if applicable)
12.14 = ( 110.0 feet – 97.86 feet) X .16 gallons/foot = 1.94 gallons

EQUIPMENT VOLUME PURGE: 1 EQUIPMENT VOL. = PUMP VOLUME + (TUBING CAPACITY X TUBING LENGTH) + FLOW CELL VOLUME
(only fill out if applicable)
= gallons + ( gallons/foot X faet) + gallons = gallons

| INITIAL PUMP OR TUBING DEPTH IN WELL (feet): | FINAL PUMP OR TUBING DEPTH IN WELL (feet): | PURGING INITIATED AT: | PURGING ENDED AT: | TOTAL VOLUME PURGED (gallons): |
|---|---|---|---|---|
| 107 | 107 | 1503 | 1520 | 3.3 |

| TIME | VOLUME PURGED (gallons) | CUMUL. VOLUME PURGED (gallons) | PURGE RATE (gpm) | DEPTH TO WATER (feet) | pH (standard units) | TEMP. (°C) | COND. (circle units) µmhos/cm or µS/cm | DISSOLVED OXYGEN (circle units) mg/L or % saturation | TURBIDITY (NTUs) | COLOR describe | ODOR | ORP |
|---|---|---|---|---|---|---|---|---|---|---|---|---|
| 1514 | 1.94 | 1.94 | .18 | 98.0 | 6.89 | 23.9 | 583 | .17 | 5.43 | Clear | NO | — |
| 1517 | .54 | 2.48 | .18 | 98.0 | 6.72 | 23.9 | 583 | .19 | 4.14 | ↓ | ↓ | — |
| 1520 | .54 | 3.02 | .18 | 98.0 | 6.74 | 23.9 | 584 | .18 | 3.14 | ↓ | ↓ | — |
| | | | | | | | | | | | | |
| | | | | | | | | | | | | |
| | | | | | | | | | | | | |
| | | | | | | | | | | | | |
| | | | | | | | | | | | | |
| | | | | | | | | | | | | |
| | | | | | | | | | | | | |
| | | | | | | | | | | | | |

WELL CAPACITY (Gallons Per Foot): 0.76" = 0.02; 1" = 0.04; 1.25" = 0.06; 2" = 0.16; 3" = 0.37; 4" = 0.65; 6" = 1.02; 6" = 1.47; 12" = 5.88
TUBING INSIDE DIA. CAPACITY (Gal./Ft.): 1/8" = 0.0006; 3/16" = 0.0014; 1/4" = 0.0026; 5/16" = 0.004; 3/8" = 0.006; 1/2" = 0.010; 5/8" = 0.016

PURGING EQUIPMENT CODES: B = Bailer; BP = Bladder Pump; ESP = Electric Submersible Pump; PP = Peristaltic Pump; O = Other (Specify)

## SAMPLING DATA

| SAMPLED BY (PRINT) / AFFILIATION: | SAMPLER(S) SIGNATURE(S): | SAMPLING INITIATED AT: | SAMPLING ENDED AT: |
|---|---|---|---|
| Shawn Victory / Test America | | 1520 | 1525 |

| PUMP OR TUBING DEPTH IN WELL (feet): | TUBING MATERIAL CODE: | FIELD-FILTERED: Y (N) Filtration Equipment Type: | FILTER SIZE: ____ µm |
|---|---|---|---|
| 107 | PE | | |

FIELD DECONTAMINATION. PUMP Y (N) TUBING Y (N) (replaced) DUPLICATE: Y (N)

| SAMPLE CONTAINER SPECIFICATION | | | | SAMPLE PRESERVATION | | | | | |
|---|---|---|---|---|---|---|---|---|---|
| SAMPLE ID CODE | # CONTAINERS | MATERIAL CODE | VOLUME | PRESERVATIVE USED | TOTAL VOL ADDED IN FIELD (mL) | FINAL pH | INTENDED ANALYSIS AND/OR METHOD | SAMPLING EQUIPMENT CODE | SAMPLE PUMP FLOW RATE (mL per minute) |
| MW-12 | 1 | PE | 500 | UNP | 0 | 6.7 | TDS | BP | 720 |
| | 1 | | 250 | HNO3 | | <2.0 | Metals | | |
| | 2 | | 125/250 | H2SO4 | | <2.0 | 353.2/350.1 | | |
| | 2 | | 125 | UNP | | 6.7 | Cl/353.2 | | |
| | 3 | CG | 40 | UNP | | — | 82608 | | <250 |
| | 3 | CG | 40 | HCl | | — | 8011 | | <250 |

REMARKS:

MATERIAL CODES: AG = Amber Glass; CG = Clear Glass; PE = Polyethylene; PP = Polypropylene; S = Silicone; T = Teflon; O = Other (Specify)

SAMPLING EQUIPMENT CODES: APP = After Peristaltic Pump; B = Bailer; BP = Bladder Pump; ESP = Electric Submersible Pump; RFPP = Reverse Flow Peristaltic Pump; SM = Straw Method (Tubing Gravity Drain); O = Other (Specify)

NOTES: 1. **The above do not constitute all of the information required by Chapter 62-160, F.A.C.**
2. STABILIZATION CRITERIA FOR RANGE OF VARIATION OF LAST THREE CONSECUTIVE READINGS (SEE FS 2212, SECTION 3)
pH: ± 0.2 units Temperature: ± 0.2 °C Specific Conductance: ± 5% Dissolved Oxygen: all readings ≤ 20% saturation (see Table FS 2200-2); optionally, ± 0.2 mg/L or ± 10% (whichever is greater) Turbidity: all readings ≤ 20 NTU; optionally ± 5 NTU or ± 10% (whichever is greater)

49

Revision Date: February 12, 2009

# TESTAMERICA ORLANDO FIELD SAMPLING LOG –
## DEP-SOP-001/01- Form FD 9000-24 GROUNDWATER SAMPLING

Meter #'s: M-1 / T-3 PAGE: 1 of 1

SITE NAME: Citrus County Landfill | SITE LOCATION: Lecanto, FL

WELL NO: MW-13 | SAMPLE ID: | DATE: 7-23-14

## PURGING DATA

| WELL DIAMETER (Inches): | TUBING DIAMETER (Inches): | WELL SCREEN INTERVAL DEPTH: feet to feet | STATIC DEPTH TO WATER (feet): | PURGE PUMP TYPE OR BAILER: |
|---|---|---|---|---|
| 2 | 1/4 | | 106.29 | BP |

WELL VOLUME PURGE: 1 WELL VOLUME = (TOTAL WELL DEPTH – STATIC DEPTH TO WATER) X WELL CAPACITY
(only fill out if applicable) 13.21 = ( 119.50 feet – 106.29 feet) X .16 gallons/foot = 2.11 gallons

EQUIPMENT VOLUME PURGE: 1 EQUIPMENT VOL. = PUMP VOLUME + (TUBING CAPACITY X TUBING LENGTH) + FLOW CELL VOLUME
(only fill out if applicable)
= gallons + ( gallons/foot X feet) + gallons = gallons

| INITIAL PUMP OR TUBING DEPTH IN WELL (feet): | FINAL PUMP OR TUBING DEPTH IN WELL (feet): | PURGING INITIATED AT: | PURGING ENDED AT: | TOTAL VOLUME PURGED (gallons): |
|---|---|---|---|---|
| 117 | 117 | 832 | 856 | 3.5 |

| TIME | VOLUME PURGED (gallons) | CUMUL. VOLUME PURGED (gallons) | PURGE RATE (gpm) | DEPTH TO WATER (feet) | pH (standard units) | TEMP. (°C) | COND. (circle units) µmhos/cm or mS/cm | DISSOLVED OXYGEN (circle units) mg/L or % saturation | TURBIDITY (NTUs) | COLOR describe | ODOR | ORP |
|---|---|---|---|---|---|---|---|---|---|---|---|---|
| 848 | 2.11 | 2.11 | .13 | 106.97 | 5.07 | 23.7 | 85 | .57 | 6.58 | clear | NO | — |
| 852 | .52 | 2.63 | .13 | 106.97 | 5.06 | 23.7 | 85 | .56 | 5.44 | ↓ | ↓ | — |
| 856 | .52 | 3.15 | .13 | 106.97 | 5.05 | 23.7 | 84 | .50 | 4.69 | ↓ | ↓ | — |

WELL CAPACITY (Gallons Per Foot): 0.75" = 0.02; 1" = 0.04; 1.25" = 0.06; 2" = 0.16; 3" = 0.37; 4" = 0.65; 5" = 1.02; 6" = 1.47; 12" = 5.88
TUBING INSIDE DIA. CAPACITY (Gal./Ft.): 1/8" = 0.0006, 3/16" = 0.0014; 1/4" = 0.0026; 5/16" = 0.004; 3/8" = 0.006; 1/2" = 0.010; 5/8" = 0.016

PURGING EQUIPMENT CODES: B = Bailer; BP = Bladder Pump; ESP = Electric Submersible Pump; PP = Peristaltic Pump; O = Other (Specify)

## SAMPLING DATA

SAMPLED BY (PRINT) / AFFILIATION: Shawn Victory / Test America | SAMPLER(S) SIGNATURE(S): Shawn Victory | SAMPLING INITIATED AT: 856 | SAMPLING ENDED AT: 902

PUMP OR TUBING DEPTH IN WELL (feet): 117 | TUBING MATERIAL CODE: PE | FIELD-FILTERED: Y (N) Filtration Equipment Type: | FILTER SIZE: ____ µm

FIELD DECONTAMINATION: PUMP Y (N) TUBING Y (N) (replaced) | DUPLICATE: Y (N)

| SAMPLE CONTAINER SPECIFICATION | | | | SAMPLE PRESERVATION | | | | | | |
|---|---|---|---|---|---|---|---|---|---|---|
| SAMPLE ID CODE | # CONTAINERS | MATERIAL CODE | VOLUME | PRESERVATIVE USED | TOTAL VOL ADDED IN FIELD (mL) | FINAL pH | INTENDED ANALYSIS AND/OR METHOD | SAMPLING EQUIPMENT CODE | SAMPLE PUMP FLOW RATE (mL per minute) |
| MW-13 | 1 | PE | 300 | UNP | 0 | 5.0 | TDS | BP | 520 |
| | 1 | " | 250 | HNO3 | | <2.0 | Metals | | |
| | 2 | " | 125/250 | H2SO4 | | <2.0 | 353.2/350.1 | | |
| | 2 | " | 125 | UNP | | 5.0 | c) / 353.2 | | |
| | 3 | CG | 40 | UNP | | — | 8260B | | <150 |
| | 3 | CG | 40 | HCl | | — | 6011 | | <150 |

REMARKS: 2 cpm 15/15 60 psi

MATERIAL CODES: AG = Amber Glass; CG = Clear Glass; PE = Polyethylene; PP = Polypropylene; S = Silicone; T = Teflon; O = Other (Specify)

SAMPLING EQUIPMENT CODES: APP = After Peristaltic Pump; B = Bailer; BP = Bladder Pump; ESP = Electric Submersible Pump; RFPP = Reverse Flow Peristaltic Pump; SM = Straw Method (Tubing Gravity Drain), O = Other (Specify)

NOTES: 1. **The above do not constitute all of the information required by Chapter 62-160, F.A.C.**
2. STABILIZATION CRITERIA FOR RANGE OF VARIATION OF LAST THREE CONSECUTIVE READINGS (SEE FS 2212, SECTION 3)
**pH:** ± 0.2 units **Temperature:** ± 0.2 °C **Specific Conductance:** ± 5% **Dissolved Oxygen:** all readings ≤ 20% saturation (see Table FS 2200-2); optionally, ± 0.2 mg/L or ± 10% (whichever is greater) **Turbidity:** all readings ≤ 20 NTU; optionally ± 5 NTU or ± 10% (whichever is greater)

Revision Date: February 12, 2009

# TESTAMERICA ORLANDO FIELD SAMPLING LOG –
## DEP-SOP-001/01- Form FD 9000-24 GROUNDWATER SAMPLING

Meter #'s: M-1 / T-3 PAGE: 1 of 1

| | | |
|---|---|---|
| SITE NAME: Citrus County Landfill | SITE LOCATION: Lecanto, FL | |
| WELL NO: MW-15 | SAMPLE ID: | DATE: 7-23-14 |

## PURGING DATA

| WELL DIAMETER (inches): | TUBING DIAMETER (inches): | WELL SCREEN INTERVAL DEPTH: | STATIC DEPTH TO WATER (feet): | PURGE PUMP TYPE OR BAILER: |
|---|---|---|---|---|
| 2 | 1/4 | 110 feet to 130 feet | 117.78 | BP |

WELL VOLUME PURGE: 1 WELL VOLUME = (TOTAL WELL DEPTH – STATIC DEPTH TO WATER) X WELL CAPACITY
(only fill out if applicable) 11.82 = ( 129.60 feet – 117.78 feet) X .16 gallons/foot = 1.90 gallons

EQUIPMENT VOLUME PURGE: 1 EQUIPMENT VOL. = PUMP VOLUME + (TUBING CAPACITY X TUBING LENGTH) + FLOW CELL VOLUME
(only fill out if applicable) = gallons + ( gallons/foot X feet) + gallons = gallons

| INITIAL PUMP OR TUBING DEPTH IN WELL (feet): | FINAL PUMP OR TUBING DEPTH IN WELL (feet): | PURGING INITIATED AT: | PURGING ENDED AT: | TOTAL VOLUME PURGED (gallons): |
|---|---|---|---|---|
| 124 | 124 | 927 | 954 | 3.2 |

| TIME | VOLUME PURGED (gallons) | CUMUL. VOLUME PURGED (gallons) | PURGE RATE (gpm) | DEPTH TO WATER (feet) | pH (standard units) | TEMP. (°C) | COND. (circle units) µmhos/cm or mS/cm | DISSOLVED OXYGEN (circle units) mg/L or % saturation | TURBIDITY (NTUs) | COLOR describe | ODOR | ORP |
|---|---|---|---|---|---|---|---|---|---|---|---|---|
| 944 | 1.90 | 1.90 | .11 | 117.80 | 4.26 | 22.9 | 52 | .40 | 4.68 | clear | NO | — |
| 949 | .55 | 2.45 | .11 | 117.80 | 4.25 | 22.9 | 52 | .38 | 3.32 | " | " | — |
| 954 | .55 | 3.00 | .11 | 117.80 | 4.24 | 22.9 | 51 | .37 | 3.55 | " | " | — |

WELL CAPACITY (Gallons Per Foot): 0.75" = 0.02; 1" = 0.04; 1.25" = 0.06; 2" = 0.16; 3" = 0.37; 4" = 0.65; 5" = 1 02; 6" = 1.47; 12" = 5.88
TUBING INSIDE DIA. CAPACITY (Gal./Ft.): 1/5" = 0.0006; 3/16" = 0.0014; 1/4" = 0.0026; 5/16" = 0 004; 3/8" = 0.006; 1/2" = 0.010; 5/8" = 0.016
PURGING EQUIPMENT CODES: B = Bailer; BP = Bladder Pump; ESP = Electric Submersible Pump; PP = Peristaltic Pump; O = Other (Specify)

## SAMPLING DATA

| SAMPLED BY (PRINT) / AFFILIATION: | SAMPLER(S) SIGNATURE(S): | SAMPLING INITIATED AT: | SAMPLING ENDED AT: |
|---|---|---|---|
| Shaun Victory / Test America | | 954 | 958 |

| PUMP OR TUBING DEPTH IN WELL (feet): | TUBING MATERIAL CODE: | FIELD-FILTERED: Y (N) Filtration Equipment Type: | FILTER SIZE: ____ µm |
|---|---|---|---|
| 124 | PE | | |

FIELD DECONTAMINATION: PUMP Y (N) TUBING Y (N) (replaced) DUPLICATE: Y (N)

| SAMPLE CONTAINER SPECIFICATION | | | | SAMPLE PRESERVATION | | | | | |
|---|---|---|---|---|---|---|---|---|---|
| SAMPLE ID CODE | # CONTAINERS | MATERIAL CODE | VOLUME | PRESERVATIVE USED | TOTAL VOL ADDED IN FIELD (mL) | FINAL pH | INTENDED ANALYSIS AND/OR METHOD | SAMPLING EQUIPMENT CODE | SAMPLE PUMP FLOW RATE (mL per minute) |
| MW-15 | 1 | PE | 500 | UNP | 0 | 9.2 | TDS | BP | 440 |
| | | | 250 | HNO3 | | <2.0 | Metals | | |
| | 2 | | 125/250 | H2SO4 | | <2.0 | 353.2 / 350.1 | | |
| | 2 | | 125 | UNP | | 9.2 | Cl / 353.2 | | |
| | 3 | CB | 40 | UNP | | — | 8260B | | <150 |
| | 3 | CB | 40 | HCl | | — | 8011 | | <150 |

REMARKS: 1 CPM -30/30 70 psi

MATERIAL CODES: AG = Amber Glass; CG = Clear Glass; PE = Polyethylene; PP = Polypropylene; S = Silicone; T = Teflon; O = Other (Specify)

SAMPLING EQUIPMENT CODES: APP = After Peristaltic Pump; B = Bailer; BP = Bladder Pump; ESP = Electric Submersible Pump; RFPP = Reverse Flow Peristaltic Pump; SM = Straw Method (Tubing Gravity Drain); O = Other (Specify)

NOTES: 1. **The above do not constitute all of the information required by Chapter 62-160, F.A.C.**
2. STABILIZATION CRITERIA FOR RANGE OF VARIATION OF LAST THREE CONSECUTIVE READINGS (SEE FS 2212, SECTION 3)
**pH:** ± 0.2 units **Temperature:** ± 0.2 °C **Specific Conductance:** ± 5% **Dissolved Oxygen:** all readings ≤ 20% saturation (see Teble FS 2200-2); optionally, ± 0.2 mg/L or ± 10% (whichever is greater) **Turbidity:** all readings ≤ 20 NTU; optionally ± 5 NTU or ± 10% (whichever is greater)

Revision Date: February 12, 2009

Form FD 9000-24

# GROUNDWATER SAMPLING LOG

| | | | |
|---|---|---|---|
| SITE NAME: Citrus Co. Landfill | | SITE LOCATION: Lecanto | |
| WELL NO.: MW-19 | SAMPLE ID: MW-19 | | DATE: 7-22-14 |

## PURGING DATA

| | | | | |
|---|---|---|---|---|
| WELL DIAMETER (inches): 2" | TUBING DIAMETER (inches): Ø.25 | WELL SCREEN INTERVAL DEPTH: feet to feet | STATIC DEPTH TO WATER (feet): | PURGE PUMP TYPE OR BAILER: BP |

WELL VOLUME PURGE: (only fill out if applicable) 1 WELL VOLUME = (TOTAL WELL DEPTH − STATIC DEPTH TO WATER) X WELL CAPACITY

5.29 = ( 140 feet − 106.88 feet) X Ø.16 gallons/foot = 5.29 gallons

EQUIPMENT VOLUME PURGE: (only fill out if applicable) 1 EQUIPMENT VOL. = PUMP VOLUME + (TUBING CAPACITY X TUBING LENGTH) + FLOW CELL VOLUME

= gallons + ( gallons/foot X feet) + gallons = gallons

| INITIAL PUMP OR TUBING DEPTH IN WELL (feet): | FINAL PUMP OR TUBING DEPTH IN WELL (feet): | PURGING INITIATED AT: | PURGING ENDED AT: | TOTAL VOLUME PURGED (gallons): |
|---|---|---|---|---|
| 117 | 117 | 0919 | 1036 | 8.0 |

| TIME | VOLUME PURGED (gallons) | CUMUL. VOLUME PURGED (gallons) | PURGE RATE (gpm) | DEPTH TO WATER (feet) | pH (standard units) | TEMP. (°C) | COND. (circle units) µmhos/cm or µS/cm | DISSOLVED OXYGEN (circle units) mg/L or % saturation | TURBIDITY (NTUs) | COLOR (describe) | ODOR (describe) | ORP |
|---|---|---|---|---|---|---|---|---|---|---|---|---|
| 1014 | 5.29 | 5.29 | Ø.09 | 107.59 | 5.53 | 23.8 | 61 | Ø.57 | 3.12 | NONE | NO | 21.4 |
| 1025 | 1.32 | 6.61 | Ø.09 | 107.59 | 5.59 | 23.9 | 64 | Ø.56 | 3.34 | ↓ | ↓ | 21.5 |
| 1036 | 1.32 | 7.93 | Ø.09 | 107.59 | 5.59 | 23.8 | 67 | Ø.53 | 3.90 | ↓ | ↓ | 21.6 |
| | | | | | | | | | | | | |
| | | | | | | | | | | | | |
| | | | | | | | | | | | | |
| | | | | | | | | | | | | |
| | | | | | | | | | | | | |
| | | | | | | | | | | | | |
| | | | | | | | | | | | | |

WELL CAPACITY (Gallons Per Foot): 0.75" = 0.02; 1" = 0.04; 1.25" = 0.06; 2" = 0.16; 3" = 0.37; 4" = 0.65; 5" = 1.02; 6" = 1.47; 12" = 5.80

TUBING INSIDE DIA. CAPACITY (Gal./Ft.): 1/8" = 0.0006; 3/16" = 0.0014; 1/4" = 0.0026; 5/16" = 0.004; 3/8" = 0.006; 1/2" = 0.010; 5/8" = 0.016

PURGING EQUIPMENT CODES: B = Bailer; BP = Bladder Pump; ESP = Electric Submersible Pump; PP = Peristaltic Pump; O = Other (Specify)

## SAMPLING DATA

| SAMPLED BY (PRINT) / AFFILIATION: | SAMPLER(S) SIGNATURE(S): | SAMPLING INITIATED AT: | SAMPLING ENDED AT: |
|---|---|---|---|
| Bryan Black / TESTAMERICA | | 1037 | 1040 |

| PUMP OR TUBING DEPTH IN WELL (feet): | TUBING MATERIAL CODE: | FIELD-FILTERED: Y (N) Filtration Equipment Type: | FILTER SIZE: ____ µm |
|---|---|---|---|
| 117 | PE | | |

FIELD DECONTAMINATION: PUMP Y (N) TUBING Y (N) (replaced) DUPLICATE: Y (N)

| SAMPLE CONTAINER SPECIFICATION | | | | SAMPLE PRESERVATION | | | | | |
|---|---|---|---|---|---|---|---|---|---|
| SAMPLE ID CODE | # CONTAINERS | MATERIAL CODE | VOLUME | PRESERVATIVE USED | TOTAL VOL ADDED IN FIELD (mL) | FINAL pH | INTENDED ANALYSIS AND/OR METHOD | SAMPLING EQUIPMENT CODE | SAMPLE PUMP FLOW RATE (mL per minute) |
| MW-19 | 3 | CG | 40ml | HNP | Ø | | 8260B | BP | <100 |
| | | | | | | | | | |
| | | | | | | | | | |
| | | | | | | | | | |
| | | | | | | | | | |
| | | | | | | | | | |

REMARKS: 2 CPM 15/15 60 PSI

MATERIAL CODES: AG = Amber Glass; CG = Clear Glass; PE = Polyethylene; PP = Polypropylene; S = Silicone; T = Teflon; O = Other (Specify)

SAMPLING EQUIPMENT CODES: APP = After Peristaltic Pump; B = Bailer; BP = Bladder Pump; ESP = Electric Submersible Pump; RFPP = Reverse Flow Peristaltic Pump; SM = Straw Method (Tubing Gravity Drain); O = Other (Specify)

NOTES: 1. The above do not constitute all of the information required by Chapter 62-160, F.A.C.

2. STABILIZATION CRITERIA FOR RANGE OF VARIATION OF LAST THREE CONSECUTIVE READINGS (SEE FS 2212 SECTION 3)

pH: ± 0.2 units Temperature: ± 0.2 °C Specific Conductance: ± 5% Dissolved Oxygen: all readings ≤ 20% saturation (see Table FS 220 optionally, ± 0.2 mg/L or ± 10% (whichever is greater) Turbidity: all readings ≤ 20 NTU; optionally ± 5 NTU or ± 10% (whichever is greater)

Revision Date: February 12, 2

Form FD 9000-24

# GROUNDWATER SAMPLING LOG

| SITE NAME: Citrus Co. Landfill | SITE LOCATION: Lecanto | |
|---|---|---|
| WELL NO: MW-21 | SAMPLE ID: MW-21 | DATE: 7-22-14 |

## PURGING DATA

| WELL DIAMETER (inches): 2" | TUBING DIAMETER (inches): Ø.25 | WELL SCREEN INTERVAL DEPTH: 105 feet to 125 feet | STATIC DEPTH TO WATER (feet): 109.03 | PURGE PUMP TYPE OR BAILER: BP |
|---|---|---|---|---|

WELL VOLUME PURGE: (only fill out if applicable) 1 WELL VOLUME = (TOTAL WELL DEPTH − STATIC DEPTH TO WATER) X WELL CAPACITY

(16.38) = ( 125.40 feet − 109.02 feet) X Ø.16 gallons/foot = 2.62 gallons

EQUIPMENT VOLUME PURGE: (only fill out if applicable) 1 EQUIPMENT VOL. = PUMP VOLUME + (TUBING CAPACITY X TUBING LENGTH) + FLOW CELL VOLUME

(33) ~~Ø.41~~ ~~= Ø.03~~ gallons ~~+ 1.0026~~ gallons/foot ~~X~~ 121.5 feet ~~+ Ø.07~~ gallons ~~Ø.44~~ gallons

| INITIAL PUMP OR TUBING DEPTH IN WELL (feet): 121.5 | FINAL PUMP OR TUBING DEPTH IN WELL (feet): 121.5 | PURGING INITIATED AT: 1110 | PURGING ENDED AT: 1329 | TOTAL VOLUME PURGED (gallons): 7.4 |
|---|---|---|---|---|

| TIME | VOLUME PURGED (gallons) | CUMUL. VOLUME PURGED (gallons) | PURGE RATE (gpm) | DEPTH TO WATER (feet) | pH (standard units) | TEMP. (°C) | COND. (circle units) µmhos/cm or µS/cm | DISSOLVED OXYGEN (circle units) mg/L or % saturation | TURBIDITY (NTUs) | COLOR (describe) | ODOR (describe) | ORP |
|---|---|---|---|---|---|---|---|---|---|---|---|---|
| 1214 | 6.1 | 6.1 | Ø.09 | 109.29 | 4.56 | 24.7 | 77 | Ø.43 | 30.0 | LT. CLOUDY | Yes | -66.9 |
| 1221 | .65 | 6.7 | Ø.09 | 109.29 | 4.57 | 24.7 | 77 | Ø.48 | 32.0 | " | Y | -67.0 |
| 1228 | .65 | 7.4 | Ø.09 | 109.29 | 4.57 | 24.8 | 77 | Ø.48 | 33.1 | " | Y | -65.2 |
| | | | | | | | | | 2.21 | | | |
| | | | | | | | | | Filtered | | | |

WELL CAPACITY (Gallons Per Foot): 0.75" = 0.02; 1" = 0.04; 1.25" = 0.06; 2" = 0.16; 3" = 0.37; 4" = 0.65; 5" = 1.02; 6" = 1.47; 12" = 5.88

TUBING INSIDE DIA. CAPACITY (Gal./FL): 1/8" = 0.0006; 3/16" = 0.0014; 1/4" = 0.0026; 5/16" = 0.004; 3/8" = 0.006; 1/2" = 0.010; 5/8" = 0.016

PURGING EQUIPMENT CODES: B = Bailer; BP = Bladder Pump; ESP = Electric Submersible Pump; PP = Peristaltic Pump; O = Other (Specify)

## SAMPLING DATA

| SAMPLED BY (PRINT) / AFFILIATION: Bryan Black / Tetra Tech | SAMPLER(S) SIGNATURE(S): | SAMPLING INITIATED AT: 1329 | SAMPLING ENDED AT: 1345 |
|---|---|---|---|
| PUMP OR TUBING DEPTH IN WELL (feet): 121.5 | TUBING MATERIAL CODE: PE | FIELD-FILTERED: (Y) N Filtration Equipment Type: | FILTER SIZE: 1.0 µm |
| FIELD DECONTAMINATION: PUMP Y (N) | TUBING Y (N) (replaced) | DUPLICATE: Y (N) | |

| SAMPLE CONTAINER SPECIFICATION | | | | SAMPLE PRESERVATION | | | | | |
|---|---|---|---|---|---|---|---|---|---|
| SAMPLE ID CODE | # CONTAINERS | MATERIAL CODE | VOLUME | PRESERVATIVE USED | TOTAL VOL ADDED IN FIELD (mL) | FINAL pH | INTENDED ANALYSIS AND/OR METHOD | SAMPLING EQUIPMENT CODE | SAMPLE PUMP FLOW RATE (mL per minute) |
| MW-21 | 3 | CG | 40mL | NONE | — | | 8260B | BP | < 100 |
| MW-21 | 3 | CG | 40mL | HCL | NONE | | 8011 | BP | < 100 |
| MW-21 | 1 | PE | 250mL | HNO3 | NONE | | 6020, 7470A | BP | 400 |
| MW-21 | 2 | PE | ~~125 H2SO4~~ 250mL | H2SO4 | NONE | | 353.2 | BP | 400 |
| MW-21 | 1 | PE | 125mL | NONE | — | | 300 | BP | 400 |
| MW-21 | 1 | PE | 250 ml | H2SO4 | — | | 350.1 | BP | 400 |
| REMARKS: MW-21 | 1 | PE | 500ml | NONE | — | | 2540C | BP | 400 |

TURB 2.0 GAL 35 NTU, 5.0 GAL 37.5 NTU, 7.4 33.1 NTU

MATERIAL CODES: AG = Amber Glass; CG = Clear Glass; PE = Polyethylene; PP = Polypropylene; S = Silicone; T = Teflon; O = Other (Specify)

SAMPLING EQUIPMENT CODES: APP = After Peristaltic Pump; B = Bailer; BP = Bladder Pump; ESP = Electric Submersible Pump; RFPP = Reverse Flow Peristaltic Pump; SM = Straw Method (Tubing Gravity Drain); O = Other (Specify)

NOTES: 1. The above do not constitute all of the information required by Chapter 62-160, F.A.C.

2. STABILIZATION CRITERIA FOR RANGE OF VARIATION OF LAST THREE CONSECUTIVE READINGS (SEE FS 2212 SECTION 3)

pH: ± 0.2 units Temperature: ± 0.2 °C Specific Conductance: ± 5% Dissolved Oxygen: all readings ≤ 20% saturation (see Table FS 2200 optionally, ± 0.2 mg/L or ± 10% (whichever is greater) Turbidity: all readings ≤ 20 NTU; optionally ± 5 NTU or ± 10% (whichever is greater)

2 GPM 12/18 60 PSI

Revision Date: February 12, 20

Form FD 9000-24

# GROUNDWATER SAMPLING LOG

| SITE NAME: Citrus Co. Landfill | SITE LOCATION: Lecanto | |
|---|---|---|
| WELL NO: MW-3 | SAMPLE ID: MW-3 | DATE: 7-22-14 |

## PURGING DATA

| WELL DIAMETER (inches): 2" | TUBING DIAMETER (inches): Ø.25 | WELL SCREEN INTERVAL DEPTH: 109 feet to 113 feet | STATIC DEPTH TO WATER (feet): 113.41 | PURGE PUMP TYPE OR BAILER: BP |
|---|---|---|---|---|

WELL VOLUME PURGE: 1 WELL VOLUME = (TOTAL WELL DEPTH – STATIC DEPTH TO WATER) X WELL CAPACITY
(only fill out if applicable) (5.59) = ( 119.0 feet – 113.41 feet) X Ø.16 gallons/foot = Ø.89 gallons

EQUIPMENT VOLUME PURGE: 1 EQUIPMENT VOL. = PUMP VOLUME + (TUBING CAPACITY X TUBING LENGTH) + FLOW CELL VOLUME
(only fill out if applicable)
= gallons + ( gallons/foot X feet) + gallons = gallons

| INITIAL PUMP OR TUBING DEPTH IN WELL (feet): 119 | FINAL PUMP OR TUBING DEPTH IN WELL (feet): 119 | PURGING INITIATED AT: 1329 | PURGING ENDED AT: 1436 | TOTAL VOLUME PURGED (gallons): 2.5 |
|---|---|---|---|---|

| TIME | VOLUME PURGED (gallons) | CUMUL. VOLUME PURGED (gallons) | PURGE RATE (gpm) | DEPTH TO WATER (feet) | pH (standard units) | TEMP. (°C) | COND. (circle units) µmhos/cm or µS/cm | DISSOLVED OXYGEN (circle units) (mg/L) or % saturation | TURBIDITY (NTUs) | COLOR (describe) | ODOR (describe) | ORP |
|---|---|---|---|---|---|---|---|---|---|---|---|---|
| 1421 | 2.1 | 2.1 | Ø.03 | 114.91 | 4.88 | 26.3 | 64 | 1.50 | 4.63 | CLEAR | N | 164 |
| 1427 | .22 | 2.3 | Ø.03 | 114.91 | 4.87 | 26.2 | 65 | 1.48 | 4.62 | ↓ | ↓ | 163 |
| 1435 | .22 | 2.5 | Ø.03 | 114.91 | 4.88 | 26.2 | 67 | 1.37 | 4.60 | ↓ | ↓ | 161 |
| | | | | | | | | | | | | |
| | | | | | | | | | | | | |
| | | | | | | | | | | | | |
| | | | | | | | | | | | | |
| | | | | | | | | | | | | |
| | | | | | | | | | | | | |
| | | | | | | | | | | | | |
| | | | | | | | | | | | | |

WELL CAPACITY (Gallons Per Foot): 0.75" = 0.02; 1" = 0.04; 1.25" = 0.06; 2" = 0.16; 3" = 0.37; 4" = 0.65; 5" = 1.02; 6" = 1.47; 12" = 5.88
TUBING INSIDE DIA. CAPACITY (Gal./FL): 1/8" = 0.0006; 3/16" = 0.0014; 1/4" = 0.0026; 5/16" = 0.004; 3/8" = 0.006; 1/2" = 0.010; 5/8" = 0.016

PURGING EQUIPMENT CODES: B = Bailer; BP = Bladder Pump; ESP = Electric Submersible Pump; PP = Peristaltic Pump; O = Other (Specify)

## SAMPLING DATA

| SAMPLED BY (PRINT) / AFFILIATION: Bryan Black Tetratech | SAMPLER(S) SIGNATURE(S): | SAMPLING INITIATED AT: 1436 | SAMPLING ENDED AT: 1445 |
|---|---|---|---|
| PUMP OR TUBING DEPTH IN WELL (feet): 119.0 | TUBING MATERIAL CODE: PE | FIELD-FILTERED: Y (N) Filtration Equipment Type: | FILTER SIZE: ____ µm |
| FIELD DECONTAMINATION: PUMP Y (N) | TUBING Y (N) (replaced) | DUPLICATE: Y (N) | |

| SAMPLE CONTAINER SPECIFICATION | | | | SAMPLE PRESERVATION | | | | | |
|---|---|---|---|---|---|---|---|---|---|
| SAMPLE ID CODE | # CONTAINERS | MATERIAL CODE | VOLUME | PRESERVATIVE USED | TOTAL VOL ADDED IN FIELD (mL) | FINAL pH | INTENDED ANALYSIS AND/OR METHOD | SAMPLING EQUIPMENT CODE | SAMPLE PUMP FLOW RATE (mL per minute) |
| MW-3 | 3 | CG | 40ml | — | NONE | | 8260B | BP | <100 |
| MW-3 | 3 | CG | 40ml | HCL | | | 8011 | | <100 |
| MW-3 | 1 | PE | 250 ml | HNO3 | | | 6020, 7470A | | 300 |
| MW-3 | 2 | PE | 125 ml | H2SO4 | | | 353.2 | | 300 |
| MW-3 | 1 | PE | 125 ml | — | | | 300 | | 300 |
| MW-3 | 1 | PE | 250ml | H2SO4 | | | 350.1 | | 300 |
| REMARKS: MW-3 | 1 | PE | 500ml | — | | | 2540C | | 300 |

MATERIAL CODES: AG = Amber Glass; CG = Clear Glass; PE = Polyethylene; PP = Polypropylene; S = Silicone; T = Teflon; O = Other (Specify)

SAMPLING EQUIPMENT CODES: APP = After Peristaltic Pump; B = Bailer; BP = Bladder Pump; ESP = Electric Submersible Pump; RFPP = Reverse Flow Peristaltic Pump; SM = Straw Method (Tubing Gravity Drain); O = Other (Specify)

NOTES: 1. The above do not constitute all of the information required by Chapter 62-160, F.A.C.
2. STABILIZATION CRITERIA FOR RANGE OF VARIATION OF LAST THREE CONSECUTIVE READINGS (SEE FS 2212, SECTION 3)

pH: ± 0.2 units Temperature: ± 0.2 °C Specific Conductance: ± 5% Dissolved Oxygen: all readings ≤ 20% saturation (see Table FS 2200 optionally, ± 0.2 mg/L or ± 10% (whichever is greater) Turbidity: all readings ≤ 20 NTU; optionally ± 5 NTU or ± 10% (whichever is greater)

1 GPM 40/20

Revision Date: February 12, 20

Form FD 9000-24

# GROUNDWATER SAMPLING LOG

| SITE NAME | Citrus Co. Landfill | SITE LOCATION | Lecanto |
|---|---|---|---|
| WELL NO. | MW-11 | SAMPLE ID: | MW-11 |
| DATE | 7-22-14 | | |

## PURGING DATA

| WELL DIAMETER (inches) | TUBING DIAMETER (inches) | WELL SCREEN INTERVAL DEPTH | STATIC DEPTH TO WATER (feet) | PURGE PUMP TYPE OR BAILER |
|---|---|---|---|---|
| 2" | Ø.25 | 92 feet to 112 feet | 99.19 | BP |

WELL VOLUME PURGE: 1 WELL VOLUME = (TOTAL WELL DEPTH - STATIC DEPTH TO WATER) X WELL CAPACITY
(only fill out if applicable) 2.03 = ( 112 feet - 99.19 feet) X Ø.16 gallons/foot = 2.03 gallons

EQUIPMENT VOLUME PURGE: 1 EQUIPMENT VOL. = PUMP VOLUME + (TUBING CAPACITY X TUBING LENGTH) + FLOW CELL VOLUME
(only fill out if applicable) = gallons + ( gallons/foot X feet) + gallons = gallons

| INITIAL PUMP OR TUBING DEPTH IN WELL (feet) | FINAL PUMP OR TUBING DEPTH IN WELL (feet) | PURGING INITIATED AT | PURGING ENDED AT | TOTAL VOLUME PURGED (gallons) |
|---|---|---|---|---|
| 109 | 109 | 1510 | 1535 | 3.7 |

| TIME | VOLUME PURGED (gallons) | CUMUL. VOLUME PURGED (gallons) | PURGE RATE (gpm) | DEPTH TO WATER (feet) | pH (standard units) | TEMP. (°C) | COND. (circle units) µmhos/cm or µS/cm | DISSOLVED OXYGEN (circle units) mg/L or % saturation | TURBIDITY (NTUs) | COLOR (describe) | ODOR (describe) | ORP |
|---|---|---|---|---|---|---|---|---|---|---|---|---|
| 1523 | 3.5 | 2.5 | Ø.14 | 99.21 | 6.78 | 23.6 | 484 | Ø.57 | 3.47 | CLEAR | NO | 75.1 |
| 1526 | .6 | 3.1 | Ø.14 | ↓ | 6.79 | 23.6 | 485 | Ø.50 | 3.56 | ↓ | ↓ | 75.0 |
| 1530 | .6 | 3.7 | Ø.14 | ↓ | 6.79 | 23.6 | 485 | Ø.47 | 3.44 | ↓ | ↓ | 74.9 |

WELL CAPACITY (Gallons Per Foot): 0.75" = 0.02; 1" = 0.04; 1.25" = 0.06; 2" = 0.16; 3" = 0.37; 4" = 0.65; 5" = 1.02; 6" = 1.47; 12" = 5.80
TUBING INSIDE DIA. CAPACITY (Gal./FL.): 1/8" = 0.0006; 3/16" = 0.0014; 1/4" = 0.0026; 5/16" = 0.004; 3/8" = 0.006; 1/2" = 0.010; 5/8" = 0.016

PURGING EQUIPMENT CODES: B = Bailer; BP = Bladder Pump; ESP = Electric Submersible Pump; PP = Peristaltic Pump; O = Other (Specify)

## SAMPLING DATA

| SAMPLED BY (PRINT) / AFFILIATION | SAMPLER(S) SIGNATURE(S) | SAMPLING INITIATED AT | SAMPLING ENDED AT |
|---|---|---|---|
| Bryan Black / TESTAMERICA | | 1535 | 1548 |

| PUMP OR TUBING DEPTH IN WELL (feet) | TUBING MATERIAL CODE | FIELD-FILTERED: Y (N) | FILTER SIZE: ____ µm |
|---|---|---|---|
| 109 | PE | Filtration Equipment Type: | |

FIELD DECONTAMINATION: PUMP Y (N) TUBING Y (N) (replaced) DUPLICATE: Y (N)

| SAMPLE CONTAINER SPECIFICATION | | | | SAMPLE PRESERVATION | | | | | |
|---|---|---|---|---|---|---|---|---|---|
| SAMPLE ID CODE | # CONTAINERS | MATERIAL CODE | VOLUME | PRESERVATIVE USED | TOTAL VOL ADDED IN FIELD (mL) | FINAL pH | INTENDED ANALYSIS AND/OR METHOD | SAMPLING EQUIPMENT CODE | SAMPLE PUMP FLOW RATE (mL per minute) |
| MW-11 | 3 | CG | 40ml | HCL | NONE | | 8011 | BP | < 100 |
| MW-11 | 3 | CG | 40ml | NONE | | | 82603 | | < 100 |
| MW-11 | 1 | PE | 250ml | $HNO_3$ | | | 6020/7470A | | 400 |
| MW-11 | 2 | ↓ | 125ml | $H_2SO_4$ | | | 353.2 | | ↓ |
| MW-11 | 1 | | 250ml | NONE | | | 300 | | |
| MW-11 | 1 | | 250ml | $H_2SO_4$ | | | 350.1 | | |
| REMARKS: MW-11 | 1 | ↓ | 500ml | NONE | ↓ | | 2540C | ↓ | ↓ |

MATERIAL CODES: AG = Amber Glass; CG = Clear Glass; PE = Polyethylene; PP = Polypropylene; S = Silicone; T = Teflon; O = Other (Specify)

SAMPLING EQUIPMENT CODES: APP = After Peristaltic Pump; B = Bailer; BP = Bladder Pump; ESP = Electric Submersible Pump; RFPP = Reverse Flow Peristaltic Pump; SM = Straw Method (Tubing Gravity Drain); O = Other (Specify)

NOTES: 1. The above do not constitute all of the information required by Chapter 62-160, F.A.C.
2. STABILIZATION CRITERIA FOR RANGE OF VARIATION OF LAST THREE CONSECUTIVE READINGS (SEE FS 2212 SECTION 3)
pH: ± 0.2 units Temperature: ± 0.2 °C Specific Conductance: ± 5% Dissolved Oxygen: all readings ≤ 20% saturation (see Table FS 220 optionally, ± 0.2 mg/L or ± 10% (whichever is greater) Turbidity: all readings ≤ 20 NTU; optionally ± 5 NTU or ± 10% (whichever is greater)

RCDM 15/15 60PSI

Revision Date: February 12, 2

Form FD 9000-24

# GROUNDWATER SAMPLING LOG

| | | | |
|---|---|---|---|
| SITE NAME: Citrus Co. Landfill | SITE LOCATION: Lecanto | | |
| WELL NO.: MW-14 | SAMPLE ID: MW-14 | DATE: 7-23-14 | |

## PURGING DATA

| | | | | |
|---|---|---|---|---|
| WELL DIAMETER (inches): 2" | TUBING DIAMETER (inches): Ø.25 | WELL SCREEN INTERVAL DEPTH: 96 feet to 116 feet | STATIC DEPTH TO WATER (feet): 103.05 | PURGE PUMP TYPE OR BAILER: BP |

WELL VOLUME PURGE: 1 WELL VOLUME = (TOTAL WELL DEPTH − STATIC DEPTH TO WATER) X WELL CAPACITY
(only fill out if applicable) 2.07 = ( 116 feet − 103.05 feet) X Ø.16 gallons/foot = 2.07 gallons

EQUIPMENT VOLUME PURGE: 1 EQUIPMENT VOL. = PUMP VOLUME + (TUBING CAPACITY X TUBING LENGTH) + FLOW CELL VOLUME
(only fill out if applicable)
= gallons + ( gallons/foot X feet) + gallons = gallons

| INITIAL PUMP OR TUBING DEPTH IN WELL (feet): | FINAL PUMP OR TUBING DEPTH IN WELL (feet): | PURGING INITIATED AT: | PURGING ENDED AT: | TOTAL VOLUME PURGED (gallons): |
|---|---|---|---|---|
| 115 | 115 | 0832 | 0900 | 4.2 |

| TIME | VOLUME PURGED (gallons) | CUMUL. VOLUME PURGED (gallons) | PURGE RATE (gpm) | DEPTH TO WATER (feet) | pH (standard units) | TEMP. (°C) | COND. (circle units) µmhos/cm or µS/cm | DISSOLVED OXYGEN (circle units) mg/L or % saturation | TURBIDITY (NTUs) | COLOR (describe) | ODOR (describe) | ORP |
|---|---|---|---|---|---|---|---|---|---|---|---|---|
| 0852 | 3.2 | 3.2 | Ø.15 | 103.10 | 6.68 | 23.4 | 507 | Ø.45 | 3.19 | CLEAR | NO | 44.0 |
| 0858 | .5 | 3.7 | Ø.15 | 103.10 | 6.69 | 23.4 | 508 | Ø.42 | 2.90 | ↓ | ↓ | 39.0 |
| 0900 | .5 | 4.2 | Ø.15 | 103.10 | 6.70 | 23.4 | 508 | Ø.44 | 2.30 | ↓ | ↓ | 21.2 |

WELL CAPACITY (Gallons Per Foot): 0.75" = 0.02; 1" = 0.04; 1.25" = 0.06; 2" = 0.16; 3" = 0.37; 4" = 0.65; 5" = 1.02; 6" = 1.47; 12" = 5.88
TUBING INSIDE DIA. CAPACITY (Gal./FL): 1/8" = 0.0006; 3/16" = 0.0014; 1/4" = 0.0026; 5/16" = 0.004; 3/8" = 0.006; 1/2" = 0.010; 5/8" = 0.016

PURGING EQUIPMENT CODES: B = Bailer; BP = Bladder Pump; ESP = Electric Submersible Pump; PP = Peristaltic Pump; O = Other (Specify)

## SAMPLING DATA

| | | | |
|---|---|---|---|
| SAMPLED BY (PRINT) / AFFILIATION: Bryan Black / Testamerica | SAMPLER(S) SIGNATURE(S): | SAMPLING INITIATED AT: 0900 | SAMPLING ENDED AT: 0920 |
| PUMP OR TUBING DEPTH IN WELL (feet): 115 | TUBING MATERIAL CODE: PE | FIELD-FILTERED: Y (N) Filtration Equipment Type: | FILTER SIZE: ____ µm |
| FIELD DECONTAMINATION: PUMP Y (N) | TUBING Y (N) (replaced) | DUPLICATE: Y (N) | |

| SAMPLE CONTAINER SPECIFICATION | | | | SAMPLE PRESERVATION | | | | | |
|---|---|---|---|---|---|---|---|---|---|
| SAMPLE ID CODE | # CONTAINERS | MATERIAL CODE | VOLUME | PRESERVATIVE USED | TOTAL VOL ADDED IN FIELD (mL) | FINAL pH | INTENDED ANALYSIS AND/OR METHOD | SAMPLING EQUIPMENT CODE | SAMPLE PUMP FLOW RATE (mL per minute) |
| MW-14 | 3 | CG | 40 ml | NONE | NONE | | 8260B | BP | <100 |
| MW-14 | 3 | CG | 40 ml | HCl | | | 8011 | | <100 |
| MW-14 | 1 | PE | 250 ml | $HNO_3$ | | | 6020/7470A | | 400 |
| MW-14 | 2 | PE | 125 ml | $H_2SO_4$ | | | 353.2 | | |
| MW-14 | 1 | PE | 250 ml | NONE | | | 300 | | |
| MW-14 | 1 | PE | 250 ml | $H_2SO_4$ | | | 350.1 | | |
| REMARKS: MW-14 | 1 | PE | 500 ml | NONE | | | 2540C | | |

MATERIAL CODES: AG = Amber Glass; CG = Clear Glass; PE = Polyethylene; PP = Polypropylene; S = Silicone; T = Teflon; O = Other (Specify)

SAMPLING EQUIPMENT CODES: APP = After Peristaltic Pump; B = Bailer; BP = Bladder Pump; ESP = Electric Submersible Pump; RFPP = Reverse Flow Peristaltic Pump; SM = Straw Method (Tubing Gravity Drain); O = Other (Specify)

NOTES: 1. The above do not constitute all of the information required by Chapter 62-160, F.A.C.
2. STABILIZATION CRITERIA FOR RANGE OF VARIATION OF LAST THREE CONSECUTIVE READINGS (SEE FS 2212 SECTION 3)
pH: ± 0.2 units Temperature: ± 0.2 °C Specific Conductance: ± 5% Dissolved Oxygen: all readings ≤ 20% saturation (see Table FS 220 optionally, ± 0.2 mg/L or ± 10% (whichever is greater) Turbidity: all readings ≤ 20 NTU; optionally ± 5 NTU or ± 10% (whichever is greater)

2 GPM 16/14 60 PSI

Revision Date: February 12, 2

Form FD 9000-24

# GROUNDWATER SAMPLING LOG

| | | | |
|---|---|---|---|
| SITE NAME: Citrus Co. Landfill | SITE LOCATION: Lecanto | | |
| WELL NO: MW-17 | SAMPLE ID: MW-17 | DATE: 7.23-14 | |

## PURGING DATA

| | | | | |
|---|---|---|---|---|
| WELL DIAMETER (inches): 2" | TUBING DIAMETER (inches): Ø.25 | WELL SCREEN INTERVAL DEPTH: 98 feet to 118 feet | STATIC DEPTH TO WATER (feet): 105.27 | PURGE PUMP TYPE OR BAILER: BP |

WELL VOLUME PURGE: 1 WELL VOLUME = (TOTAL WELL DEPTH - STATIC DEPTH TO WATER) X WELL CAPACITY
(only fill out if applicable) 2.03 = ( 118 feet - 105.27 feet) X Ø.16 gallons/foot = 2.03 gallons

EQUIPMENT VOLUME PURGE: 1 EQUIPMENT VOL. = PUMP VOLUME + (TUBING CAPACITY X TUBING LENGTH) + FLOW CELL VOLUME
(only fill out if applicable) = gallons + ( gallons/foot X feet) + gallons = gallons

| INITIAL PUMP OR TUBING DEPTH IN WELL (feet): | FINAL PUMP OR TUBING DEPTH IN WELL (feet): | PURGING INITIATED AT: | PURGING ENDED AT: | TOTAL VOLUME PURGED (gallons): |
|---|---|---|---|---|
| 116 | 116 | 0936 | 1013 | 4.0 |

| TIME | VOLUME PURGED (gallons) | CUMUL. VOLUME PURGED (gallons) | PURGE RATE (gpm) | DEPTH TO WATER (feet) | pH (standard units) | TEMP. (°C) | COND. (circle units) µmhos/cm or µS/cm | DISSOLVED OXYGEN (circle units) mg/L or % saturation | TURBIDITY (NTUs) | COLOR (describe) | ODOR (describe) | ORP |
|---|---|---|---|---|---|---|---|---|---|---|---|---|
| 1001 | 3.0 | 3.0 | Ø.10 | 105.31 | 5.17 | 24.1 | 104 | Ø.38 | 4.83 | CLEAR | NO | -24.3 |
| 1007 | .5 | 3.5 | Ø.10 | 105.31 | 5.18 | 24.1 | 105 | Ø.38 | 4.91 | ↓ | ↓ | -30.1 |
| 1013 | .5 | 4.0 | Ø.10 | 105.31 | 5.18 | 24.1 | 105 | Ø.39 | 4.92 | ↓ | ↓ | -30.1 |

WELL CAPACITY (Gallons Per Foot): 0.75" = 0.02; 1" = 0.04; 1.25" = 0.06; 2" = 0.16; 3" = 0.37; 4" = 0.65; 5" = 1.02; 6" = 1.47; 12" = 5.88
TUBING INSIDE DIA. CAPACITY (Gal./FL.): 1/8" = 0.0006; 3/16" = 0.0014; 1/4" = 0.0026; 5/16" = 0.004; 3/8" = 0.006; 1/2" = 0.010; 5/8" = 0.016

PURGING EQUIPMENT CODES: B = Bailer; BP = Bladder Pump; ESP = Electric Submersible Pump; PP = Peristaltic Pump; O = Other (Specify)

## SAMPLING DATA

| | | | |
|---|---|---|---|
| SAMPLED BY (PRINT) / AFFILIATION: Bryan Black / TESTAMERICA | SAMPLER(S) SIGNATURE(S): | SAMPLING INITIATED AT: 1013 | SAMPLING ENDED AT: 1036 |
| PUMP OR TUBING DEPTH IN WELL (feet): 116 | TUBING MATERIAL CODE: PE | FIELD-FILTERED: Y (N) Filtration Equipment Type: | FILTER SIZE: ____ µm |
| FIELD DECONTAMINATION: PUMP Y (N) | TUBING Y (N) (replaced) | DUPLICATE: Y (N) | |

| SAMPLE CONTAINER SPECIFICATION | | | | SAMPLE PRESERVATION | | | | | |
|---|---|---|---|---|---|---|---|---|---|
| SAMPLE ID CODE | # CONTAINERS | MATERIAL CODE | VOLUME | PRESERVATIVE USED | TOTAL VOL ADDED IN FIELD (mL) | FINAL pH | INTENDED ANALYSIS AND/OR METHOD | SAMPLING EQUIPMENT CODE | SAMPLE PUMP FLOW RATE (mL per minute) |
| MW-17 | 3 | CG | 40ml | NONE | NONE | | 8260B | BP | <100 |
| | 3 | CG | 40ml | HCL | | | 8011 | | <100 |
| | 1 | PE | 250ml | $HNO_3$ | | | 6020/7470A | | 400 |
| | 2 | | 125ml | $H_2SO_4$ | | | 353.2 | | 400 |
| | 1 | | 250ml | NONE | | | 300 | | 400 |
| | 1 | | 250ml | $H_2SO_4$ | | | 350.1 | | 400 |
| REMARKS: | 1 | | 500ml | NONE | | | 2540C | | 400 |

MATERIAL CODES: AG = Amber Glass; CG = Clear Glass; PE = Polyethylene; PP = Polypropylene; S = Silicone; T = Teflon; O = Other (Specify)

SAMPLING EQUIPMENT CODES: APP = After Peristaltic Pump; B = Bailer; BP = Bladder Pump; ESP = Electric Submersible Pump; RFPP = Reverse Flow Peristaltic Pump; SM = Straw Method (Tubing Gravity Drain); O = Other (Specify)

NOTES: 1. The above do not constitute all of the information required by Chapter 62-160, F.A.C.
2. STABILIZATION CRITERIA FOR RANGE OF VARIATION OF LAST THREE CONSECUTIVE READINGS (SEE FS 2212 SECTION 3)
pH: ± 0.2 units Temperature: ± 0.2 °C Specific Conductance: ± 5% Dissolved Oxygen: all readings ≤ 20% saturation (see Table FS 220
optionally, ± 0.2 mg/L or ± 10% (whichever is greater) Turbidity: all readings ≤ 20 NTU; optionally ± 5 NTU or ± 10% (whichever is greater)

2 CPM 15/15 60 PSI

Revision Date: February 12, 2

Form FD 9000-24

# GROUNDWATER SAMPLING LOG

SITE NAME: Citrus Co. Land Fill | SITE LOCATION: Lecanto

WELL NO: MW-6 | SAMPLE ID: MW-6 | DATE: 7-23-14

## PURGING DATA

WELL DIAMETER (inches): 2" | TUBING DIAMETER (inches): 0.25 | WELL SCREEN INTERVAL DEPTH: 112 feet to 122 feet | STATIC DEPTH TO WATER (feet): | PURGE PUMP TYPE OR BAILER: BP

WELL VOLUME PURGE: 1 WELL VOLUME = (TOTAL WELL DEPTH - STATIC DEPTH TO WATER) X WELL CAPACITY
(only fill out if applicable) 2.17 = ( 124.70 feet - 111.13 feet) X 0.16 gallons/foot = 2.17 gallons

EQUIPMENT VOLUME PURGE: 1 EQUIPMENT VOL. = PUMP VOLUME + (TUBING CAPACITY X TUBING LENGTH) + FLOW CELL VOLUME
(only fill out if applicable) = gallons + ( gallons/foot X feet) + gallons = gallons

INITIAL PUMP OR TUBING DEPTH IN WELL (feet): 118 | FINAL PUMP OR TUBING DEPTH IN WELL (feet): 118 | PURGING INITIATED AT: 1048 | PURGING ENDED AT: 1124 | TOTAL VOLUME PURGED (gallons): 3.29

| TIME | VOLUME PURGED (gallons) | CUMUL. VOLUME PURGED (gallons) | PURGE RATE (gpm) | DEPTH TO WATER (feet) | pH (standard units) | TEMP. (°C) | COND. (circle units) µmhos/cm or µS/cm | DISSOLVED OXYGEN (circle units) mg/L or % saturation | TURBIDITY (NTUs) | COLOR (describe) | ODOR (describe) | ORP |
|---|---|---|---|---|---|---|---|---|---|---|---|---|
| 1112 | 2.2 | 2.2 | 0.09 | 113.72 | 4.33 | 24.9 | 948 | 0.56 | 2.0 | CLEAR | NO | 246 |
| 1118 | 0.54 | 2.75 | 0.09 | 113.72 | 4.30 | 24.9 | 935 | 0.51 | 1.8 | ↓ | ↓ | 240 |
| 1124 | 0.54 | 3.29 | 0.09 | 113.72 | 4.30 | 24.9 | 930 | 0.53 | 1.3 | ↓ | ↓ | 239 |
| | | | | | | | | | | | | |
| | | | | | | | | | | | | |
| | | | | | | | | | | | | |
| | | | | | | | | | | | | |
| | | | | | | | | | | | | |
| | | | | | | | | | | | | |
| | | | | | | | | | | | | |
| | | | | | | | | | | | | |

WELL CAPACITY (Gallons Per Foot): 0.75" = 0.02; 1" = 0.04; 1.25" = 0.06; 2" = 0.16; 3" = 0.37; 4" = 0.65; 5" = 1.02; 6" = 1.47; 12" = 5.86
TUBING INSIDE DIA. CAPACITY (Gal./FT.): 1/8" = 0.0006; 3/16" = 0.0014; 1/4" = 0.0026; 5/16" = 0.004; 3/8" = 0.006; 1/2" = 0.010; 5/8" = 0.016

PURGING EQUIPMENT CODES: B = Bailer; BP = Bladder Pump; ESP = Electric Submersible Pump; PP = Peristaltic Pump; O = Other (Specify)

## SAMPLING DATA

SAMPLED BY (PRINT) / AFFILIATION: Bryan Black / TESTAMERICA | SAMPLER(S) SIGNATURE(S): | SAMPLING INITIATED AT: 1124 | SAMPLING ENDED AT: 1133

PUMP OR TUBING DEPTH IN WELL (feet): 118 | TUBING MATERIAL CODE: | FIELD-FILTERED: Y (N) | FILTER SIZE: ____ µm | Filtration Equipment Type:

FIELD DECONTAMINATION: PUMP Y (N) TUBING Y (N) (replaced) | DUPLICATE: Y (N)

| SAMPLE CONTAINER SPECIFICATION | | | | SAMPLE PRESERVATION | | | | | |
|---|---|---|---|---|---|---|---|---|---|
| SAMPLE ID CODE | # CONTAINERS | MATERIAL CODE | VOLUME | PRESERVATIVE USED | TOTAL VOL ADDED IN FIELD (mL) | FINAL pH | INTENDED ANALYSIS AND/OR METHOD | SAMPLING EQUIPMENT CODE | SAMPLE PUMP FLOW RATE (mL per minute) |
| MW-6 | 3 | CG | 40 ml | Sodium Thio | NONE | | TTHM | BP | < 100 |
| MW-6 | 1 | PP | 250 ml | HNO3 | NONE | | 6020 | ↓ | 400 |
| MW-6 | 1 | PP | 125 ml | NONE | N/A | | 300 | | 400 |
| MW-6 | 1 | PP | 500 ml | NONE | N/A | | 2540C | | 400 |
| | | | | | | | | | |
| | | | | | | | | | |

REMARKS: CP 4 20/10 60 PSI

MATERIAL CODES: AG = Amber Glass; CG = Clear Glass; PE = Polyethylene; PP = Polypropylene; S = Silicone; T = Teflon; O = Other (Specify)

SAMPLING EQUIPMENT CODES: APP = After Peristaltic Pump; B = Bailer; BP = Bladder Pump; ESP = Electric Submersible Pump; RFPP = Reverse Flow Peristaltic Pump; SM = Straw Method (Tubing Gravity Drain); O = Other (Specify)

NOTES: 1. The above do not constitute all of the information required by Chapter 62-160, F.A.C.
2. STABILIZATION CRITERIA FOR RANGE OF VARIATION OF LAST THREE CONSECUTIVE READINGS (SEE FS 2212 SECTION 3)
pH: ± 0.2 units Temperature: ± 0.2 °C Specific Conductance: ± 5% Dissolved Oxygen: all readings ≤ 20% saturation (see Table FS 220 optionally, ± 0.2 mg/L or ± 10% (whichever is greater) Turbidity: all readings ≤ 20 NTU; optionally ± 5 NTU or ± 10% (whichever is greater)

Revision Date: February 12, 2

TESTAMERICA ORLANDO FIELD SAMPLING LOG

DEP-SOP-001/01-Form FD 9000-7 Field Parameter Data Sheet for Surface Water

618794

8/12/2014

Meter #'s: M-1 / T-3

PAGE: 1 of 1

## Form FD 9000-7: Field Parameter Data Sheet for Surface Water

CLIENT NAME: CDM Smith

SURVEY/PROJECT: Citrus County LandFill / Leachate Eff

SAMPLERS: Shawn Victory

Time Out: ____

Time In: ____

| SAMPLE ID | TIME HR:MIN | TOTAL DEPTH (feet) | SECCHI (feet) | SAMPLE DEPTH (feet) | WATER TEMP (Celsius) | DO (mg/L) | FIELD Ox-Red (mV) | Cond (µS/cm) | SALINITY (ppt) | PH (su) | TURBIDITY (NTU) | Comments |
|---|---|---|---|---|---|---|---|---|---|---|---|---|
| Effluent Leachate | 1105 | 5 | — | Surface | 30.2 | 5.08 | 57.5 | 2944 | — | 7.98 | 4.03 | lt. yellow No Sheen |
| | | | | | | | | | | | | |
| | | | | | | | | | | | | |
| | | | | | | | | | | | | |
| | | | | | | | | | | | | |
| | | | | | | | | | | | | |
| | | | | | | | | | | | | |
| | | | | | | | | | | | | |
| | | | | | | | | | | | | |
| | | | | | | | | | | | | |
| | | | | | | | | | | | | |
| | | | | | | | | | | | | |
| | | | | | | | | | | | | |
| | | | | | | | | | | | | |
| | | | | | | | | | | | | |
| | | | | | | | | | | | | |

Instrument Calibrations: YSI 3500 Calibrated to pH 7.00,slope to pH 4.00, pH 6.00= 6.00

KCL Conductivity Standards: 0.001M = — (147µΩ/cm) 0.01M = 1413 (1413µΩ/cm) YSI 85 D.O. Meter Calibrated to 5.42 mg/L @ 23.9 °C Cooler Temp: ___°C

Signature: [signature] Relinquished by: [signature] Date: 7/23/14 Time: 1425

Date Completed: 7/23/14 Received by: _____ Date: / / Time: _____

FIELD CONDITIONS FOR STATION# _____ AT TIME _____:

CLOUD COVER (%): 40 % WIND DIRECTION: North East TIDAL STAGE: _____

PREVIOUS RAINFALL: _____ WIND SPEED (MPH/KNOTS): 5-10 WAVE CONDITIONS: _____

Note: This Sheet is used for recording Sample Data – Calibration information must also be documented

TESTAMERICA ORLANDO FIELD SAMPLING LOG

DEP-SOP-001/01-Form FD 9000-7 Field Parameter Data Sheet for Surface Water

Meter #'s: M-1 / T-3 PAGE: 1 of 1

CLIENT NAME: Citrus County Landfill SAMPLERS: Shawn Victory Time Out: 745

SURVEY/PROJECT: Leachate Time In: ____

| SAMPLE ID | TIME HR:MIN | TOTAL DEPTH (feet) | SECCHI (feet) | SAMPLE DEPTH (feet) | WATER TEMP (Celsius) | DO (mg/L) | FIELD Ox-Red (mV) | Cond (µS/cm) | SALINITY (ppt) | PH (su) | TURBIDITY (NTU) | Comments |
|---|---|---|---|---|---|---|---|---|---|---|---|---|
| Leachate Effluent | 935 | 5 | — | Surface | 30.3 | 5.04 | — | 3214 | — | 7.81 | 6.85 | |
| | | | | | | | | | | | | |
| | | | | | | | | | | | | |
| | | | | | | | | | | | | |
| | | | | | | | | | | | | |
| | | | | | | | | | | | | |
| | | | | | | | | | | | | |
| | | | | | | | | | | | | |
| | | | | | | | | | | | | |
| | | | | | | | | | | | | |
| | | | | | | | | | | | | |
| | | | | | | | | | | | | |
| | | | | | | | | | | | | |
| | | | | | | | | | | | | |

Instrument Calibrations: YSI 3500 Calibrated to pH 7.00, slope to pH 4.00, pH 6.00 = 6.02

KCL Conductivity Standards: 0.001M = ____ (147µΩ/cm) 0.01M = 1411 (1413µΩ/cm) YSI 85 D.O. Meter Calibrated to 8.31 mg/L @ 28.2 °C Cooler Temp: ___°C

Signature: Shawn Victory Relinquished by: Shawn Victory Date: 8/7/14 Time: 1420

Date Completed: 8/7/14 Received by: ____ Date: / / Time: ____

FIELD CONDITIONS FOR STATION# ____ AT TIME ____:

CLOUD COVER (%): 10% WIND DIRECTION: ESE TIDAL STAGE: ____

PREVIOUS RAINFALL: ____ WIND SPEED (MPH/KNOTS): 5-10 WAVE CONDITIONS: ____

Note: This Sheet is used for recording Sample Data - Calibration Information must also be documented

## Form FD 9000-8: FIELD INSTRUMENT CALIBRATION RECORDS

INSTRUMENT (MAKE/MODEL#) YSI #556 INSTRUMENT # FD-05

PARAMETER: *[check only one]*

☐ TEMPERATURE ☐ CONDUCTIVITY ☐ SALINITY ☑ pH ☐ ORP
☐ TURBIDITY ☐ RESIDUAL Cl ☐ DO ☐ OTHER _____

STANDARDS: *[Specify the type(s) of standards used for calibration, the origin of the standards, the standard values, and the date the standards were prepared or purchased]*

Standard A 6.99-7.01, Fisher EXP. 06/2015
Standard B 3.99-4.01, Fisher EXP. 07/2015
Standard C 9.98-10.02, Fisher EXP. 06/2015

| DATE (yy/mm/dd) | TIME (hr:min) | STD (A, B, C) | STD VALUE | INSTRUMENT RESPONSE | % DEV | CALIBRATED (YES, NO) | TYPE (INIT, CONT) | SAMPLER INITIALS |
|---|---|---|---|---|---|---|---|---|
| 7-22-14 | 0808 | A | 7.00 | 7.00 | 0 | YES | INT. | BB |
| 7-22-14 | 0809 | B | 4.00 | 4.00 | 0 | YES | INT. | BB |
| 7-22-14 | 0810 | C | 10.00 | 10.01 | 0 | YES | INT. | BB |
| 7-22-14 | 1715 | A | 7.00 | 7.07 | 1% | YES | FINAL | BB |
| 7-22-14 | 1718 | B | 4.00 | 3.98 | 1% | YES | FINAL | BB |
| 7-22-14 | 1720 | C | 10.00 | 9.96 | 1% | YES | FINAL | BB |
| 7-23-14 | 0736 | A | 7.00 | 7.00 | 0 | YES | INT | BB |
| 7-23-14 | 0738 | B | 4.00 | 4.00 | 0 | YES | INT | BB |
| 7-23-14 | 0740 | C | 10.00 | 10.01 | 0 | YES | INT | BB |
| 7-23-14 | 1622 | A | 7.00 | 6.96 | 1% | YES | FINAL | BB |
| 7-23-14 | 1624 | B | 4.00 | 3.98 | 1% | YES | FINAL | BB |
| 7-23-14 | 1626 | C | 10.00 | 10.10 | 1% | YES | FINAL | BB |
| | | | | | | | | |
| | | | | | | | | |
| | | | | | | | | |
| | | | | | | | | |
| | | | | | | | | |
| | | | | | | | | |
| | | | | | | | | |
| | | | | | | | | |
| | | | | | | | | |
| | | | | | | | | |
| | | | | | | | | |

Revision Date: February 1, 2004

## Form FD 9000-8: FIELD INSTRUMENT CALIBRATION RECORDS

INSTRUMENT (MAKE/MODEL#) YSI #556 INSTRUMENT # FD-05

PARAMETER: *[check only one]*

☐ TEMPERATURE ☐ CONDUCTIVITY ☐ SALINITY ☐ pH ☑ ORP
☐ TURBIDITY ☐ RESIDUAL Cl ☐ DO ☐ OTHER _____

STANDARDS: *[Specify the type(s) of standards used for calibration, the origin of the standards, the standard values, and the date the standards were prepared or purchased]*

*Standard A* Ricca ORP, TV-439 EXP. 03/2014

Standard B _____

*Standard C* _____

| DATE (yy/mm/dd) | TIME (hr:min) | STD (A, B, C) | STD VALUE | INSTRUMENT RESPONSE | % DEV | CALIBRATED (YES, NO) | TYPE (INIT., CONT) | SAMPLER INITIALS |
|---|---|---|---|---|---|---|---|---|
| 7-22-14 | 0814 | A | 439 | 439 | 0% | YES | INIT. | BD |
| 7-22-14 | 1710 | A | 439 | 440 | 1% | YES | FINAL | BD |
| 7-23-14 | 0800 | A | 439 | 439 | 0% | YES | INIT. | BD |
| 7-23-14 | 1650 | A | 439 | 444 | 2% | YES | FINAL | BD |
| | | | | | | | | |
| | | | | | | | | |
| | | | | | | | | |
| | | | | | | | | |
| | | | | | | | | |
| | | | | | | | | |
| | | | | | | | | |
| | | | | | | | | |
| | | | | | | | | |
| | | | | | | | | |
| | | | | | | | | |
| | | | | | | | | |
| | | | | | | | | |
| | | | | | | | | |
| | | | | | | | | |
| | | | | | | | | |
| | | | | | | | | |

## Form FD 9000-8: FIELD INSTRUMENT CALIBRATION RECORDS

INSTRUMENT (MAKE/MODEL#) YSI #556 INSTRUMENT # FD-05

PARAMETER: *[check only one]*

☐ TEMPERATURE ☑ CONDUCTIVITY ☐ SALINITY ☐ pH ☐ ORP

☐ TURBIDITY ☐ RESIDUAL Cl ☐ DO ☐ OTHER _____

STANDARDS: *[Specify the type(s) of standards used for calibration, the origin of the standards, the standard values, and the date the standards were prepared or purchased]*

Standard A Fisher, Micromhlamcm 1413

Standard B Exp. 10-16-2014

Standard C Cat # 09-328-11

| DATE (yy/mm/dd) | TIME (hr:min) | STD (A, B, C) | STD VALUE | INSTRUMENT RESPONSE | % DEV | CALIBRATED (YES, NO) | TYPE (INIT., CONT) | SAMPLER INITIALS |
|---|---|---|---|---|---|---|---|---|
| 7-22-14 | 0818 | A | 1413 | 1413 | 0 | YES | INITIAL | BB |
| 7-22-14 | 1700 | A | 1413 | 1414 | +1% | YES | FINAL | BB |
| 7-23-14 | 0750 | A | 1413 | 1413 | 0 | YES | Initial | BB |
| 7-23-14 | 1630 | A | 1413 | 1410 | -1% | YES | Final | BB |
| | | | | | | | | |
| | | | | | | | | |
| | | | | | | | | |
| | | | | | | | | |
| | | | | | | | | |
| | | | | | | | | |
| | | | | | | | | |
| | | | | | | | | |
| | | | | | | | | |
| | | | | | | | | |
| | | | | | | | | |
| | | | | | | | | |
| | | | | | | | | |
| | | | | | | | | |
| | | | | | | | | |
| | | | | | | | | |
| | | | | | | | | |
| | | | | | | | | |

Revision Date: February 1, 2004

## Form FD 9000-8: FIELD INSTRUMENT CALIBRATION RECORDS

INSTRUMENT (MAKE/MODEL#) YSI #556 INSTRUMENT # FD-05

PARAMETER: *[check only one]*

☑ TEMPERATURE ☐ CONDUCTIVITY ☐ SALINITY ☐ pH ☐ ORP
☐ TURBIDITY ☐ RESIDUAL Cl ☑ DO ☐ OTHER _____

STANDARDS: *[Specify the type(s) of standards used for calibration, the origin of the standards, the standard values, and the date the standards were prepared or purchased]*

*Standard A* DI water

Standard B _____

*Standard C* _____

| DATE (yy/mm/dd) | TIME (hr:min) | STD (A, B, C) | STD VALUE | INSTRUMENT RESPONSE | % DEV | CALIBRATED (YES, NO) | TYPE (INIT, CONT) | SAMPLER INITIALS |
|---|---|---|---|---|---|---|---|---|
| 7-22-14 | 0822 | 23.9°c | 8.27 mg/l | 8.29 mg/l | 1% | YES | INITIAL | BB |
| 7-22-14 | 1708 | 26.2°c | 8.08 mg/l | 8.14 mg/l | 3% | YES | Final | BB |
| 7-23-14 | 0752 | 24.0°c | 8.41 mg/l | 8.40 mg/l | 1% | YES | INITIAL | BB |
| 7-23-14 | 1638 | 26.3°c | 8.07 mg/l | 8.14 mg/l | 1% | YES | Final | BB |
| | | | | | | | | |
| | | | | | | | | |
| | | | | | | | | |
| | | | | | | | | |
| | | | | | | | | |
| | | | | | | | | |
| | | | | | | | | |
| | | | | | | | | |
| | | | | | | | | |
| | | | | | | | | |
| | | | | | | | | |
| | | | | | | | | |
| | | | | | | | | |
| | | | | | | | | |
| | | | | | | | | |
| | | | | | | | | |
| | | | | | | | | |
| | | | | | | | | |

## Form FD 9000-8: FIELD INSTRUMENT CALIBRATION RECORDS

INSTRUMENT (MAKE/MODEL#) HACH 2100 Q INSTRUMENT # FD-02

PARAMETER: *[check only one]*

☐ TEMPERATURE ☐ CONDUCTIVITY ☐ SALINITY ☐ pH ☐ ORP
☑ TURBIDITY ☐ RESIDUAL Cl ☐ DO ☐ OTHER _____

STANDARDS: *[Specify the type(s) of standards used for calibration, the origin of the standards, the standard values, and the date the standards were prepared or purchased]*

Standard A 5.47 ± 0.27
Standard B 55.7 ± 2.8
Standard C 513 ± 26

| DATE (yy/mm/dd) | TIME (hr:min) | STD (A, B, C) | STD VALUE | INSTRUMENT RESPONSE | % DEV | CALIBRATED (YES, NO) | TYPE (INIT., CONT) | SAMPLER INITIALS |
|---|---|---|---|---|---|---|---|---|
| 7-22-14 | 0828 | A | 5.47 | 5.50 (+.03) | 1% | YES | INT. | BB |
| 7-22-14 | 0829 | B | 55.7 | 56.0 (+.3) | 1% | YES | INT. | BB |
| 7-22-14 | 0830 | C | 513 | 512 (-1) | 1% | YES | INT. | BB |
| 7-22-14 | 1738 | A | 5.47 | 5.40 (-.07) | 1% | YES | FINAL | BB |
| 7-22-14 | 1740 | B | 55.7 | 55.0 (-.7 | 2% | YES | FINAL | BB |
| 7-22-14 | 1742 | C | 513 | 513 (0) | 0 | YES | FINAL | BB |
| 7-23-14 | 0745 | A | 5.47 | 5.48 (+.01) | 1% | YES | INT. | BB |
| 7-23-14 | 0746 | B | 55.7 | 55.7 (0) | 0 | YES | INT. | BB |
| 7-23-14 | 0747 | C | 513 | 511 (-2) | 1% | YES | INT. | BB |
| 7-23-14 | 1651 | A | 5.47 | 5.47 (0) | 0 | YES | FINAL | BB |
| 7-23-14 | 1652 | B | 55.7 | 56.0 (+.3) | 1% | YES | FINAL | BB |
| 7-23-14 | 1653 | C | 513 | 514 (+1) | 1% | YES | FINAL | BB |
| | | | | | | | | |
| | | | | | | | | |
| | | | | | | | | |
| | | | | | | | | |
| | | | | | | | | |
| | | | | | | | | |
| | | | | | | | | |
| | | | | | | | | |
| | | | | | | | | |
| | | | | | | | | |

Revision Date: February 1, 2004

# Section 9
# Laboratory and Field EDDs and Error Logs (ADaPT Report)

Portable document files (PDFs) of the laboratory reports are included in this section. The laboratory electronic data deliverable (EDD), the laboratory EDD error log, and the field EDD for use with FDEP's ADaPT software are provided separately.


© 2014 CDM Smith All Rights Reserved

TestAmerica

THE LEADER IN ENVIRONMENTAL TESTING

# ANALYTICAL REPORT

TestAmerica Laboratories, Inc.
TestAmerica Tampa
6712 Benjamin Road
Suite 100
Tampa, FL 33634
Tel: (813)885-7427

TestAmerica Job ID: 660-61845-1
Client Project/Site: Citrus County LF Semi-Annual (July 2014)
Revision: 1

For:
CDM Smith, Inc.
1715 North Westshore Blvd.
Suite 875
Tampa, Florida 33607

Attn: Mr. Nathan Schmaus

*Authorized for release by:*
*8/18/2014 2:15:00 PM*

Jess Hornsby, Project Manager I
(813)885-7427
jess.hornsby@testamericainc.com

Links

Review your project results through TotalAccess

Have a Question? Ask The Expert

Visit us at: www.testamericainc.com

*The test results in this report meet all 2003 NELAC and 2009 TNI requirements for accredited parameters, exceptions are noted in this report. This report may not be reproduced except in full, and with written approval from the laboratory. For questions please contact the Project Manager at the e-mail address or telephone number listed on this page.*

*This report has been electronically signed and authorized by the signatory. Electronic signature is intended to be the legally binding equivalent of a traditionally handwritten signature.*

*Results relate only to the items tested and the sample(s) as received by the laboratory.*

# Table of Contents

Cover Page . . . . . 1
Table of Contents . . . . . 2
Sample Summary . . . . . 3
Definitions/Glossary . . . . . 4
Case Narrative . . . . . 5
Detection Summary . . . . . 7
Client Sample Results . . . . . 15
Surrogate Summary . . . . . 61
QC Sample Results . . . . . 64
QC Association Summary . . . . . 88
Lab Chronicle . . . . . 96
Method Summary . . . . . 103
Certification Summary . . . . . 104
Chain of Custody . . . . . 105
Field Data Sheets . . . . . 118
Receipt Checklists . . . . . 130

# Sample Summary

Client: CDM Smith, Inc.
Project/Site: Citrus County LF Semi-Annual (July 2014)

TestAmerica Job ID: 660-61845-1

| Lab Sample ID | Client Sample ID | Matrix | Collected | Received |
|---|---|---|---|---|
| 660-61845-1 | MW-10 | Water | 07/22/14 10:49 | 07/22/14 17:09 |
| 660-61845-2 | Field Blank | Ground Water | 07/22/14 09:16 | 07/22/14 17:09 |
| 660-61845-3 | MW-20 | Ground Water | 07/22/14 12:54 | 07/22/14 17:09 |
| 660-61845-4 | MW-7 | Ground Water | 07/22/14 14:35 | 07/22/14 17:09 |
| 660-61845-5 | MW-12 | Ground Water | 07/22/14 15:25 | 07/22/14 17:09 |
| 660-61845-6 | MW-21 | Ground Water | 07/22/14 12:45 | 07/22/14 17:09 |
| 660-61845-7 | MW-3 | Ground Water | 07/22/14 14:45 | 07/22/14 17:09 |
| 660-61845-8 | MW-11 | Ground Water | 07/22/14 15:35 | 07/22/14 17:09 |
| 660-61845-9 | Trip Blank 1 | Water | 07/22/14 00:00 | 07/22/14 17:09 |
| 660-61845-10 | Trip Blank 2 | Water | 07/22/14 00:00 | 07/22/14 17:09 |
| 660-61845-11 | Trip Blank 3 | Water | 07/22/14 00:00 | 07/22/14 17:09 |
| 660-61845-12 | MW-18 | Ground Water | 07/22/14 11:47 | 07/22/14 17:09 |
| 660-61845-13 | MW-19 | Ground Water | 07/22/14 10:40 | 07/22/14 17:09 |
| 660-61884-1 | MW-6 | Ground Water | 07/23/14 11:33 | 07/24/14 08:00 |
| 660-61884-2 | MW-13 | Ground Water | 07/23/14 09:02 | 07/24/14 08:00 |
| 660-61884-3 | MW-15 | Ground Water | 07/23/14 09:58 | 07/24/14 08:00 |
| 660-61884-4 | MW-14 | Ground Water | 07/23/14 09:20 | 07/24/14 08:00 |
| 660-61884-5 | MW-17 | Ground Water | 07/23/14 10:36 | 07/24/14 08:00 |
| 660-61884-6 | Trip Blank | Water | 07/23/14 00:00 | 07/24/14 08:00 |

## Qualifiers

### GC/MS VOA

| Qualifier | Qualifier Description |
|---|---|
| I | The reported value is between the laboratory method detection limit and the laboratory practical quantitation limit. |
| J3 | Estimated value; value may not be accurate. Spike recovery or RPD outside of criteria. |
| U | Indicates that the compound was analyzed for but not detected. |

### GC Semi VOA

| Qualifier | Qualifier Description |
|---|---|
| U | Indicates that the compound was analyzed for but not detected. |

### HPLC/IC

| Qualifier | Qualifier Description |
|---|---|
| U | Indicates that the compound was analyzed for but not detected. |

### Metals

| Qualifier | Qualifier Description |
|---|---|
| U | Indicates that the compound was analyzed for but not detected. |
| I | The reported value is between the laboratory method detection limit and the laboratory practical quantitation limit. |
| J3 | Estimated value; value may not be accurate. Spike recovery or RPD outside of criteria. |

### General Chemistry

| Qualifier | Qualifier Description |
|---|---|
| I | The reported value is between the laboratory method detection limit and the laboratory practical quantitation limit. |
| J3 | Estimated value; value may not be accurate. Spike recovery or RPD outside of criteria. |
| U | Indicates that the compound was analyzed for but not detected. |

## Glossary

| Abbreviation | These commonly used abbreviations may or may not be present in this report. |
|---|---|
| ¤ | Listed under the "D" column to designate that the result is reported on a dry weight basis |
| %R | Percent Recovery |
| CFL | Contains Free Liquid |
| CNF | Contains no Free Liquid |
| DER | Duplicate error ratio (normalized absolute difference) |
| Dil Fac | Dilution Factor |
| DL, RA, RE, IN | Indicates a Dilution, Re-analysis, Re-extraction, or additional Initial metals/anion analysis of the sample |
| DLC | Decision level concentration |
| MDA | Minimum detectable activity |
| EDL | Estimated Detection Limit |
| MDC | Minimum detectable concentration |
| MDL | Method Detection Limit |
| ML | Minimum Level (Dioxin) |
| NC | Not Calculated |
| ND | Not detected at the reporting limit (or MDL or EDL if shown) |
| PQL | Practical Quantitation Limit |
| QC | Quality Control |
| RER | Relative error ratio |
| RL | Reporting Limit or Requested Limit (Radiochemistry) |
| RPD | Relative Percent Difference, a measure of the relative difference between two points |
| TEF | Toxicity Equivalent Factor (Dioxin) |
| TEQ | Toxicity Equivalent Quotient (Dioxin) |

## Job ID: 660-61845-1

### Laboratory: TestAmerica Tampa

**Narrative**

**Comments**
This report was revised on August 18, 2014 to add field data sheets that were omitted from the original report.

**Receipt**
The samples were received on 7/22/2014 5:09 PM and 7/24/2014 8:00 AM; the samples arrived in good condition, properly preserved and, where required, on ice. The temperatures of the 3 coolers at receipt time were 1.2º C, 1.5º C and 5.0º C.

The following sample was submitted for analysis; however, it was not listed on the Chain-of-Custody (COC): Trip Blank (660-61884-6).

**GC/MS VOA**
Method 8260B: The continuing calibration verification (CCV) associated with batch 150192 recovered above the upper control limit for Trichlorofluoromethane. The affected analyte was not detected in the samples associated with this CCV; therefore, the data have been reported. The following samples are impacted: Field Blank (660-61845-2), MW-10 (660-61845-1), MW-11 (660-61845-8), MW-12 (660-61845-5), MW-18 (660-61845-12), MW-19 (660-61845-13), MW-20 (660-61845-3), MW-21 (660-61845-6), MW-3 (660-61845-7), MW-7 (660-61845-4), Trip Blank 1 (660-61845-9), Trip Blank 2 (660-61845-10).

Method 8260B: The laboratory control sample (LCS) for batch 150192 recovered outside control limits for the following analyte: Vinyl Acetate. This analyte was biased high in the LCS and was not detected in the associated samples; therefore, the data have been reported.

Method 8260B: The continuing calibration verification (CCV) associated with batch 150211 recovered above the upper control limit for Ethylene Dibromide. The affected analyte was not detected in the samples associated with this CCV; therefore, the data have been reported.

Method 8260B: The continuing calibration verification (CCV) associated with batch 150211 recovered outside acceptance criteria, low biased, for Iodomethane. A reporting limit (RL) standard was analyzed, and the target analyte was detected. The affected analyte was not detected in the samples associated with this CCV; therefore, the data have been reported.

Method 8260B: The sample duplicate (DUP) precision for batch 150211 was outside control limits for trans-1,2-dichloroethene. The results were between the method detection limit and reporting limit.

Method 8260B: The initial calibration verification (ICV) result for batch 149951 was above the upper control limit for the following analyte: Vinyl Acetate. The affected analyte was not detected in the samples associated with this CCV; therefore, the data have been reported.

Method 524.2: Insufficient client sample volume was available to perform a matrix spike/matrix spike duplicate (MS/MSD) associated with batch 341282.

No additional analytical or quality issues were noted, other than those described above or in the Definitions/Glossary page.

**GC Semi VOA**
Method 8011: The closing continuing calibration verification (CCV) standard associated with batch 340790 failed to meet acceptance limits on column 1 for the following analyte: 1,2-Dibromo-3-Chloropropane. All results for this analyte have been reported from column 2, which met acceptable criteria.

No additional analytical or quality issues were noted, other than those described above or in the Definitions/Glossary page.

**Metals**
No analytical or quality issues were noted, other than those described in the Definitions/Glossary page.

**Field Service / Mobile Lab**
No analytical or quality issues were noted, other than those described in the Definitions/Glossary page.

**General Chemistry**
No analytical or quality issues were noted, other than those described in the Definitions/Glossary page.

## Job ID: 660-61845-1 (Continued)

### Laboratory: TestAmerica Tampa (Continued)

## Job ID: 660-61879-1

### Laboratory: TestAmerica Tampa

**Narrative**

**Receipt**
The samples were received on 7/24/2014 8:00 AM and 8/8/2014 8:40 AM; the samples arrived in good condition, properly preserved and on ice. The temperatures of the two coolers at receipt time were 2.8ºC and 4.1ºC.

**GC/MS VOA**
Method 8260B: Due to a laboratory error, the following samples were not analyzed until after holding time expired: Leachate Effluent (660-61879-1), Trip Blank (660-61879-3). Samples were re-collected and submitted on 8/8/14; results of in-hold analysis are reported.

Method 524.2: Insufficient client sample volume was available to perform a matrix spike/matrix spike duplicate (MS/MSD) associated with batch 341282.

No additional analytical or quality issues were noted, other than those described above or in the Definitions/Glossary page.

**Metals**
No analytical or quality issues were noted, other than those described in the Definitions/Glossary page.

**Field Service / Mobile Lab**
No analytical or quality issues were noted, other than those described in the Definitions/Glossary page.

**General Chemistry**
No analytical or quality issues were noted, other than those described in the Definitions/Glossary page.

# Detection Summary

Client: CDM Smith, Inc.
Project/Site: Citrus County LF Semi-Annual (July 2014)

TestAmerica Job ID: 660-61845-1

## Client Sample ID: MW-10 — Lab Sample ID: 660-61845-1

| Analyte | Result | Qualifier | PQL | MDL | Unit | Dil Fac | D | Method | Prep Type |
|---|---|---|---|---|---|---|---|---|---|
| 1,1-Dichloroethane | 1.2 | | 1.0 | 0.52 | ug/L | 1 | | 8260B | Total/NA |
| 1,4-Dichlorobenzene | 6.8 | | 1.0 | 0.52 | ug/L | 1 | | 8260B | Total/NA |
| Benzene | 1.6 | | 1.0 | 0.50 | ug/L | 1 | | 8260B | Total/NA |
| cis-1,2-Dichloroethene | 5.2 | | 1.0 | 0.65 | ug/L | 1 | | 8260B | Total/NA |
| Vinyl chloride | 1.8 | | 1.0 | 0.50 | ug/L | 1 | | 8260B | Total/NA |
| Xylenes, Total | 3.5 | | 3.0 | 0.50 | ug/L | 1 | | 8260B | Total/NA |
| Chloride | 6.4 | | 0.50 | 0.25 | mg/L | 1 | | 300.0 | Total/NA |
| Arsenic | 2.3 | I | 2.5 | 1.3 | ug/L | 1 | | 6020 | Total Recoverable |
| Barium | 57 | J3 | 5.0 | 1.3 | ug/L | 1 | | 6020 | Total Recoverable |
| Cadmium | 0.30 | I | 0.50 | 0.095 | ug/L | 1 | | 6020 | Total Recoverable |
| Chromium | 3.8 | I | 5.0 | 2.5 | ug/L | 1 | | 6020 | Total Recoverable |
| Cobalt | 0.40 | I | 0.50 | 0.15 | ug/L | 1 | | 6020 | Total Recoverable |
| Iron | 5200 | | 100 | 33 | ug/L | 1 | | 6020 | Total Recoverable |
| Lead | 2.1 | | 1.5 | 0.20 | ug/L | 1 | | 6020 | Total Recoverable |
| Nickel | 2.0 | I | 5.0 | 2.0 | ug/L | 1 | | 6020 | Total Recoverable |
| Silver | 0.52 | I | 1.0 | 0.25 | ug/L | 1 | | 6020 | Total Recoverable |
| Sodium | 3.9 | J3 | 0.50 | 0.25 | mg/L | 1 | | 6020 | Total Recoverable |
| Zinc | 8.7 | I | 20 | 8.3 | ug/L | 1 | | 6020 | Total Recoverable |
| Arsenic | 2.3 | I | 2.5 | 1.3 | ug/L | 1 | | 6020 | Dissolved |
| Barium | 9.8 | | 5.0 | 1.3 | ug/L | 1 | | 6020 | Dissolved |
| Cobalt | 0.41 | I | 0.50 | 0.15 | ug/L | 1 | | 6020 | Dissolved |
| Iron | 5900 | | 100 | 33 | ug/L | 1 | | 6020 | Dissolved |
| Lead | 0.31 | I | 1.5 | 0.20 | ug/L | 1 | | 6020 | Dissolved |
| Nickel | 2.2 | I | 5.0 | 2.0 | ug/L | 1 | | 6020 | Dissolved |
| Sodium | 4.7 | | 0.50 | 0.25 | mg/L | 1 | | 6020 | Dissolved |
| Ammonia | 0.056 | | 0.050 | 0.026 | mg/L | 1 | | 350.1 | Total/NA |
| Total Dissolved Solids | 20 | | 5.0 | 5.0 | mg/L | 1 | | SM 2540C | Total/NA |
| Color | Cloudy | | | | No Unit | 1 | | Field Sampling | Total/NA |
| Field pH | 4.32 | | | | SU | 1 | | Field Sampling | Total/NA |
| Field Temperature | 24.5 | | | | Degrees C | 1 | | Field Sampling | Total/NA |
| Oxygen, Dissolved | 0.42 | | | | mg/L | 1 | | Field Sampling | Total/NA |
| Sheen | No | | | | No Unit | 1 | | Field Sampling | Total/NA |
| Specific Conductance | 58 | | | | umhos/cm | 1 | | Field Sampling | Total/NA |
| Turbidity | 32.3 | | | | NTU | 1 | | Field Sampling | Total/NA |
| Water Level | 106.80 | | | | ft | 1 | | Field Sampling | Total/NA |

## Client Sample ID: Field Blank — Lab Sample ID: 660-61845-2

| Analyte | Result | Qualifier | PQL | MDL | Unit | Dil Fac | D | Method | Prep Type |
|---|---|---|---|---|---|---|---|---|---|
| Sodium | 0.59 | | 0.50 | 0.25 | mg/L | 1 | | 6020 | Total Recoverable |

This Detection Summary does not include radiochemical test results.

# Detection Summary

Client: CDM Smith, Inc.
Project/Site: Citrus County LF Semi-Annual (July 2014)

TestAmerica Job ID: 660-61845-1

## Client Sample ID: MW-20 — Lab Sample ID: 660-61845-3

| Analyte | Result | Qualifier | PQL | MDL | Unit | Dil Fac | D | Method | Prep Type |
|---|---|---|---|---|---|---|---|---|---|
| Chloride | 29 | | 1.0 | 0.50 | mg/L | 2 | | 300.0 | Total/NA |
| Arsenic | 8.0 | | 2.5 | 1.3 | ug/L | 1 | | 6020 | Total Recoverable |
| Barium | 19 | | 5.0 | 1.3 | ug/L | 1 | | 6020 | Total Recoverable |
| Cobalt | 1.6 | | 0.50 | 0.15 | ug/L | 1 | | 6020 | Total Recoverable |
| Iron | 50000 | | 100 | 33 | ug/L | 1 | | 6020 | Total Recoverable |
| Nickel | 2.3 | I | 5.0 | 2.0 | ug/L | 1 | | 6020 | Total Recoverable |
| Sodium | 8.1 | | 0.50 | 0.25 | mg/L | 1 | | 6020 | Total Recoverable |
| Ammonia | 1.2 | | 0.050 | 0.026 | mg/L | 1 | | 350.1 | Total/NA |
| Total Dissolved Solids | 160 | | 5.0 | 5.0 | mg/L | 1 | | SM 2540C | Total/NA |
| Color | Clear | | | | No Unit | 1 | | Field Sampling | Total/NA |
| Field pH | 5.67 | | | | SU | 1 | | Field Sampling | Total/NA |
| Field Temperature | 25.7 | | | | Degrees C | 1 | | Field Sampling | Total/NA |
| Oxygen, Dissolved | 0.10 | | | | mg/L | 1 | | Field Sampling | Total/NA |
| Sheen | No | | | | No Unit | 1 | | Field Sampling | Total/NA |
| Specific Conductance | 350 | | | | umhos/cm | 1 | | Field Sampling | Total/NA |
| Turbidity | 1.78 | | | | NTU | 1 | | Field Sampling | Total/NA |
| Water Level | 113.00 | | | | ft | 1 | | Field Sampling | Total/NA |

## Client Sample ID: MW-7 — Lab Sample ID: 660-61845-4

| Analyte | Result | Qualifier | PQL | MDL | Unit | Dil Fac | D | Method | Prep Type |
|---|---|---|---|---|---|---|---|---|---|
| 1,4-Dichlorobenzene | 1.6 | | 1.0 | 0.52 | ug/L | 1 | | 8260B | Total/NA |
| Benzene | 2.0 | | 1.0 | 0.50 | ug/L | 1 | | 8260B | Total/NA |
| Chlorobenzene | 0.87 | I | 1.0 | 0.63 | ug/L | 1 | | 8260B | Total/NA |
| Ethylbenzene | 3.3 | | 1.0 | 0.44 | ug/L | 1 | | 8260B | Total/NA |
| Xylenes, Total | 0.69 | I | 3.0 | 0.50 | ug/L | 1 | | 8260B | Total/NA |
| Chloride | 4.6 | | 0.50 | 0.25 | mg/L | 1 | | 300.0 | Total/NA |
| Arsenic | 7.7 | | 2.5 | 1.3 | ug/L | 1 | | 6020 | Total Recoverable |
| Barium | 18 | | 5.0 | 1.3 | ug/L | 1 | | 6020 | Total Recoverable |
| Cobalt | 1.1 | | 0.50 | 0.15 | ug/L | 1 | | 6020 | Total Recoverable |
| Iron | 2300 | | 100 | 33 | ug/L | 1 | | 6020 | Total Recoverable |
| Lead | 1.3 | I | 1.5 | 0.20 | ug/L | 1 | | 6020 | Total Recoverable |
| Nickel | 7.8 | | 5.0 | 2.0 | ug/L | 1 | | 6020 | Total Recoverable |
| Sodium | 8.9 | | 0.50 | 0.25 | mg/L | 1 | | 6020 | Total Recoverable |
| Zinc | 20 | | 20 | 8.3 | ug/L | 1 | | 6020 | Total Recoverable |
| Ammonia | 0.28 | | 0.050 | 0.026 | mg/L | 1 | | 350.1 | Total/NA |
| Total Dissolved Solids | 66 | | 5.0 | 5.0 | mg/L | 1 | | SM 2540C | Total/NA |
| Color | Clear | | | | No Unit | 1 | | Field Sampling | Total/NA |
| Field pH | 5.15 | | | | SU | 1 | | Field Sampling | Total/NA |
| Field Temperature | 25.6 | | | | Degrees C | 1 | | Field Sampling | Total/NA |

This Detection Summary does not include radiochemical test results.

# Detection Summary

Client: CDM Smith, Inc.
Project/Site: Citrus County LF Semi-Annual (July 2014)

TestAmerica Job ID: 660-61845-1

## Client Sample ID: MW-7 (Continued) — Lab Sample ID: 660-61845-4

| Analyte | Result | Qualifier | PQL | MDL | Unit | Dil Fac | D | Method | Prep Type |
|---|---|---|---|---|---|---|---|---|---|
| Oxygen, Dissolved | 0.15 | | | | mg/L | 1 | | Field Sampling | Total/NA |
| Sheen | No | | | | No Unit | 1 | | Field Sampling | Total/NA |
| Specific Conductance | 118 | | | | umhos/cm | 1 | | Field Sampling | Total/NA |
| Turbidity | 0.97 | | | | NTU | 1 | | Field Sampling | Total/NA |
| Water Level | 119.78 | | | | ft | 1 | | Field Sampling | Total/NA |

## Client Sample ID: MW-12 — Lab Sample ID: 660-61845-5

| Analyte | Result | Qualifier | PQL | MDL | Unit | Dil Fac | D | Method | Prep Type |
|---|---|---|---|---|---|---|---|---|---|
| Chloride | 5.2 | | 0.50 | 0.25 | mg/L | 1 | | 300.0 | Total/NA |
| Arsenic | 2.5 | | 2.5 | 1.3 | ug/L | 1 | | 6020 | Total Recoverable |
| Barium | 15 | | 5.0 | 1.3 | ug/L | 1 | | 6020 | Total Recoverable |
| Cobalt | 0.62 | | 0.50 | 0.15 | ug/L | 1 | | 6020 | Total Recoverable |
| Iron | 2700 | | 100 | 33 | ug/L | 1 | | 6020 | Total Recoverable |
| Sodium | 2.9 | | 0.50 | 0.25 | mg/L | 1 | | 6020 | Total Recoverable |
| Ammonia | 0.30 | | 0.050 | 0.026 | mg/L | 1 | | 350.1 | Total/NA |
| Total Dissolved Solids | 280 | | 10 | 10 | mg/L | 1 | | SM 2540C | Total/NA |
| Color | Clear | | | | No Unit | 1 | | Field Sampling | Total/NA |
| Field pH | 6.74 | | | | SU | 1 | | Field Sampling | Total/NA |
| Field Temperature | 23.9 | | | | Degrees C | 1 | | Field Sampling | Total/NA |
| Oxygen, Dissolved | 0.18 | | | | mg/L | 1 | | Field Sampling | Total/NA |
| Sheen | No | | | | No Unit | 1 | | Field Sampling | Total/NA |
| Specific Conductance | 584 | | | | umhos/cm | 1 | | Field Sampling | Total/NA |
| Turbidity | 3.14 | | | | NTU | 1 | | Field Sampling | Total/NA |
| Water Level | 97.86 | | | | ft | 1 | | Field Sampling | Total/NA |

## Client Sample ID: MW-21 — Lab Sample ID: 660-61845-6

| Analyte | Result | Qualifier | PQL | MDL | Unit | Dil Fac | D | Method | Prep Type |
|---|---|---|---|---|---|---|---|---|---|
| 1,4-Dichlorobenzene | 8.3 | | 1.0 | 0.52 | ug/L | 1 | | 8260B | Total/NA |
| Benzene | 1.5 | | 1.0 | 0.50 | ug/L | 1 | | 8260B | Total/NA |
| Chlorobenzene | 1.1 | | 1.0 | 0.63 | ug/L | 1 | | 8260B | Total/NA |
| cis-1,2-Dichloroethene | 1.6 | | 1.0 | 0.65 | ug/L | 1 | | 8260B | Total/NA |
| Ethylbenzene | 0.44 | I | 1.0 | 0.44 | ug/L | 1 | | 8260B | Total/NA |
| Vinyl chloride | 0.52 | I | 1.0 | 0.50 | ug/L | 1 | | 8260B | Total/NA |
| Chloride | 4.4 | | 0.50 | 0.25 | mg/L | 1 | | 300.0 | Total/NA |
| Arsenic | 3.4 | | 2.5 | 1.3 | ug/L | 1 | | 6020 | Total Recoverable |
| Barium | 35 | | 5.0 | 1.3 | ug/L | 1 | | 6020 | Total Recoverable |
| Cadmium | 0.17 | I | 0.50 | 0.095 | ug/L | 1 | | 6020 | Total Recoverable |
| Chromium | 4.2 | I | 5.0 | 2.5 | ug/L | 1 | | 6020 | Total Recoverable |
| Cobalt | 0.46 | I | 0.50 | 0.15 | ug/L | 1 | | 6020 | Total Recoverable |
| Iron | 1200 | | 100 | 33 | ug/L | 1 | | 6020 | Total Recoverable |

This Detection Summary does not include radiochemical test results.

# Detection Summary

Client: CDM Smith, Inc.
Project/Site: Citrus County LF Semi-Annual (July 2014)

TestAmerica Job ID: 660-61845-1

## Client Sample ID: MW-21 (Continued) — Lab Sample ID: 660-61845-6

| Analyte | Result | Qualifier | PQL | MDL | Unit | Dil Fac | D | Method | Prep Type |
|---|---|---|---|---|---|---|---|---|---|
| Lead | 1.8 | | 1.5 | 0.20 | ug/L | 1 | | 6020 | Total Recoverable |
| Sodium | 1.7 | | 0.50 | 0.25 | mg/L | 1 | | 6020 | Total Recoverable |
| Vanadium | 4.6 | I | 10 | 3.8 | ug/L | 1 | | 6020 | Total Recoverable |
| Arsenic | 2.9 | | 2.5 | 1.3 | ug/L | 1 | | 6020 | Dissolved |
| Barium | 2.9 | I | 5.0 | 1.3 | ug/L | 1 | | 6020 | Dissolved |
| Cadmium | 0.18 | I | 0.50 | 0.095 | ug/L | 1 | | 6020 | Dissolved |
| Cobalt | 0.28 | I | 0.50 | 0.15 | ug/L | 1 | | 6020 | Dissolved |
| Copper | 1.6 | I | 5.0 | 1.1 | ug/L | 1 | | 6020 | Dissolved |
| Iron | 710 | | 100 | 33 | ug/L | 1 | | 6020 | Dissolved |
| Lead | 0.39 | I | 1.5 | 0.20 | ug/L | 1 | | 6020 | Dissolved |
| Sodium | 1.4 | | 0.50 | 0.25 | mg/L | 1 | | 6020 | Dissolved |
| Ammonia | 2.5 | | 0.10 | 0.052 | mg/L | 2 | | 350.1 | Total/NA |
| Total Dissolved Solids | 42 | | 5.0 | 5.0 | mg/L | 1 | | SM 2540C | Total/NA |
| Color | Lt. cloudy | | | | No Unit | 1 | | Field Sampling | Total/NA |
| Field pH | 4.57 | | | | SU | 1 | | Field Sampling | Total/NA |
| Field Temperature | 24.8 | | | | Degrees C | 1 | | Field Sampling | Total/NA |
| Oxygen, Dissolved | 0.48 | | | | mg/L | 1 | | Field Sampling | Total/NA |
| Sheen | No | | | | No Unit | 1 | | Field Sampling | Total/NA |
| Specific Conductance | 77 | | | | umhos/cm | 1 | | Field Sampling | Total/NA |
| Turbidity | 33.1 | | | | NTU | 1 | | Field Sampling | Total/NA |
| Water Level | 109.02 | | | | ft | 1 | | Field Sampling | Total/NA |

## Client Sample ID: MW-3 — Lab Sample ID: 660-61845-7

| Analyte | Result | Qualifier | PQL | MDL | Unit | Dil Fac | D | Method | Prep Type |
|---|---|---|---|---|---|---|---|---|---|
| Chloride | 8.8 | | 0.50 | 0.25 | mg/L | 1 | | 300.0 | Total/NA |
| Barium | 17 | | 5.0 | 1.3 | ug/L | 1 | | 6020 | Total Recoverable |
| Cadmium | 0.44 | I | 0.50 | 0.095 | ug/L | 1 | | 6020 | Total Recoverable |
| Cobalt | 0.56 | | 0.50 | 0.15 | ug/L | 1 | | 6020 | Total Recoverable |
| Copper | 48 | | 5.0 | 1.1 | ug/L | 1 | | 6020 | Total Recoverable |
| Iron | 100 | | 100 | 33 | ug/L | 1 | | 6020 | Total Recoverable |
| Lead | 2.9 | | 1.5 | 0.20 | ug/L | 1 | | 6020 | Total Recoverable |
| Nickel | 10 | | 5.0 | 2.0 | ug/L | 1 | | 6020 | Total Recoverable |
| Sodium | 5.7 | | 0.50 | 0.25 | mg/L | 1 | | 6020 | Total Recoverable |
| Zinc | 170 | | 20 | 8.3 | ug/L | 1 | | 6020 | Total Recoverable |
| Ammonia | 0.14 | J3 | 0.050 | 0.026 | mg/L | 1 | | 350.1 | Total/NA |
| Nitrate as N | 3.0 | | 1.0 | 0.20 | mg/L | 2 | | 353.2 | Total/NA |
| Total Dissolved Solids | 46 | | 5.0 | 5.0 | mg/L | 1 | | SM 2540C | Total/NA |
| Color | Clear | | | | No Unit | 1 | | Field Sampling | Total/NA |
| Field pH | 4.88 | | | | SU | 1 | | Field Sampling | Total/NA |
| Field Temperature | 26.2 | | | | Degrees C | 1 | | Field Sampling | Total/NA |

This Detection Summary does not include radiochemical test results.

# Detection Summary

Client: CDM Smith, Inc.
Project/Site: Citrus County LF Semi-Annual (July 2014)

TestAmerica Job ID: 660-61845-1

## Client Sample ID: MW-3 (Continued) — Lab Sample ID: 660-61845-7

| Analyte | Result | Qualifier | PQL | MDL | Unit | Dil Fac | D | Method | Prep Type |
|---|---|---|---|---|---|---|---|---|---|
| Oxygen, Dissolved | 1.37 | | | | mg/L | 1 | | Field Sampling | Total/NA |
| Sheen | No | | | | No Unit | 1 | | Field Sampling | Total/NA |
| Specific Conductance | 67 | | | | umhos/cm | 1 | | Field Sampling | Total/NA |
| Turbidity | 4.60 | | | | NTU | 1 | | Field Sampling | Total/NA |
| Water Level | 113.41 | | | | ft | 1 | | Field Sampling | Total/NA |

## Client Sample ID: MW-11 — Lab Sample ID: 660-61845-8

| Analyte | Result | Qualifier | PQL | MDL | Unit | Dil Fac | D | Method | Prep Type |
|---|---|---|---|---|---|---|---|---|---|
| Chloride | 6.7 | | 0.50 | 0.25 | mg/L | 1 | | 300.0 | Total/NA |
| Barium | 22 | | 5.0 | 1.3 | ug/L | 1 | | 6020 | Total Recoverable |
| Cobalt | 0.20 | I | 0.50 | 0.15 | ug/L | 1 | | 6020 | Total Recoverable |
| Sodium | 3.4 | | 0.50 | 0.25 | mg/L | 1 | | 6020 | Total Recoverable |
| Thallium | 1.1 | | 1.0 | 0.50 | ug/L | 1 | | 6020 | Total Recoverable |
| Vanadium | 3.8 | I | 10 | 3.8 | ug/L | 1 | | 6020 | Total Recoverable |
| Ammonia | 0.14 | | 0.050 | 0.026 | mg/L | 1 | | 350.1 | Total/NA |
| Nitrate as N | 0.61 | | 0.50 | 0.10 | mg/L | 1 | | 353.2 | Total/NA |
| Total Dissolved Solids | 240 | | 10 | 10 | mg/L | 1 | | SM 2540C | Total/NA |
| Color | Clear | | | | No Unit | 1 | | Field Sampling | Total/NA |
| Field pH | 6.79 | | | | SU | 1 | | Field Sampling | Total/NA |
| Field Temperature | 23.6 | | | | Degrees C | 1 | | Field Sampling | Total/NA |
| Oxygen, Dissolved | 0.47 | | | | mg/L | 1 | | Field Sampling | Total/NA |
| Sheen | No | | | | No Unit | 1 | | Field Sampling | Total/NA |
| Specific Conductance | 485 | | | | umhos/cm | 1 | | Field Sampling | Total/NA |
| Turbidity | 3.44 | | | | NTU | 1 | | Field Sampling | Total/NA |
| Water Level | 99.19 | | | | ft | 1 | | Field Sampling | Total/NA |

## Client Sample ID: Trip Blank 1 — Lab Sample ID: 660-61845-9

No Detections.

## Client Sample ID: Trip Blank 2 — Lab Sample ID: 660-61845-10

No Detections.

## Client Sample ID: Trip Blank 3 — Lab Sample ID: 660-61845-11

No Detections.

## Client Sample ID: MW-18 — Lab Sample ID: 660-61845-12

| Analyte | Result | Qualifier | PQL | MDL | Unit | Dil Fac | D | Method | Prep Type |
|---|---|---|---|---|---|---|---|---|---|
| Color | Clear | | | | No Unit | 1 | | Field Sampling | Total/NA |
| Field pH | 4.54 | | | | SU | 1 | | Field Sampling | Total/NA |
| Field Temperature | 24.3 | | | | Degrees C | 1 | | Field Sampling | Total/NA |
| Oxygen, Dissolved | 1.28 | | | | mg/L | 1 | | Field Sampling | Total/NA |
| Sheen | No | | | | No Unit | 1 | | Field Sampling | Total/NA |

This Detection Summary does not include radiochemical test results.

## Client Sample ID: MW-18 (Continued) — Lab Sample ID: 660-61845-12

| Analyte | Result | Qualifier | PQL | MDL | Unit | Dil Fac | D | Method | Prep Type |
|---|---|---|---|---|---|---|---|---|---|
| Specific Conductance | 54 | | | | umhos/cm | 1 | | Field Sampling | Total/NA |
| Turbidity | 13.0 | | | | NTU | 1 | | Field Sampling | Total/NA |
| Water Level | 109.01 | | | | ft | 1 | | Field Sampling | Total/NA |

## Client Sample ID: MW-19 — Lab Sample ID: 660-61845-13

| Analyte | Result | Qualifier | PQL | MDL | Unit | Dil Fac | D | Method | Prep Type |
|---|---|---|---|---|---|---|---|---|---|
| Benzene | 0.65 | I | 1.0 | 0.50 | ug/L | 1 | | 8260B | Total/NA |
| Methylene Chloride | 4.2 | I | 5.0 | 4.0 | ug/L | 1 | | 8260B | Total/NA |
| Vinyl chloride | 0.65 | I | 1.0 | 0.50 | ug/L | 1 | | 8260B | Total/NA |
| Color | Clear | | | | No Unit | 1 | | Field Sampling | Total/NA |
| Field pH | 5.59 | | | | SU | 1 | | Field Sampling | Total/NA |
| Field Temperature | 23.8 | | | | Degrees C | 1 | | Field Sampling | Total/NA |
| Oxygen, Dissolved | 0.53 | | | | mg/L | 1 | | Field Sampling | Total/NA |
| Sheen | No | | | | No Unit | 1 | | Field Sampling | Total/NA |
| Specific Conductance | 67 | | | | umhos/cm | 1 | | Field Sampling | Total/NA |
| Turbidity | 3.90 | | | | NTU | 1 | | Field Sampling | Total/NA |
| Water Level | 106.88 | | | | ft | 1 | | Field Sampling | Total/NA |

## Client Sample ID: MW-6 — Lab Sample ID: 660-61884-1

| Analyte | Result | Qualifier | PQL | MDL | Unit | Dil Fac | D | Method | Prep Type |
|---|---|---|---|---|---|---|---|---|---|
| Bromodichloromethane | 1.2 | | 0.50 | 0.10 | ug/L | 1 | | 524.2 | Total/NA |
| Chloroform | 1.7 | | 0.50 | 0.29 | ug/L | 1 | | 524.2 | Total/NA |
| Dibromochloromethane | 1.1 | | 0.50 | 0.43 | ug/L | 1 | | 524.2 | Total/NA |
| Trihalomethanes, Total | 4.0 | | 0.50 | 0.10 | ug/L | 1 | | 524.2 | Total/NA |
| Chloride | 260 | | 5.0 | 2.5 | mg/L | 10 | | 300.0 | Total/NA |
| Iron | 1500 | | 100 | 33 | ug/L | 1 | | 6020 | Total Recoverable |
| Sodium | 110 | | 0.50 | 0.25 | mg/L | 1 | | 6020 | Total Recoverable |
| Total Dissolved Solids | 460 | | 10 | 10 | mg/L | 1 | | 2540C-2011 | Total/NA |
| Color | Clear | | | | No Unit | 1 | | Field Sampling | Total/NA |
| Field pH | 4.30 | | | | SU | 1 | | Field Sampling | Total/NA |
| Field Temperature | 24.9 | | | | Degrees C | 1 | | Field Sampling | Total/NA |
| Oxygen, Dissolved | 0.53 | | | | mg/L | 1 | | Field Sampling | Total/NA |
| Sheen | No | | | | No Unit | 1 | | Field Sampling | Total/NA |
| Specific Conductance | 930 | | | | umhos/cm | 1 | | Field Sampling | Total/NA |
| Turbidity | 1.3 | | | | NTU | 1 | | Field Sampling | Total/NA |
| Water Level | 111.13 | | | | ft | 1 | | Field Sampling | Total/NA |

## Client Sample ID: MW-13 — Lab Sample ID: 660-61884-2

| Analyte | Result | Qualifier | PQL | MDL | Unit | Dil Fac | D | Method | Prep Type |
|---|---|---|---|---|---|---|---|---|---|
| 1,4-Dichlorobenzene | 2.2 | | 1.0 | 0.52 | ug/L | 1 | | 8260B | Total/NA |
| cis-1,2-Dichloroethene | 1.0 | | 1.0 | 0.65 | ug/L | 1 | | 8260B | Total/NA |
| Chloride | 5.7 | | 0.50 | 0.25 | mg/L | 1 | | 300.0 | Total/NA |
| Arsenic | 4.3 | | 2.5 | 1.3 | ug/L | 1 | | 6020 | Total Recoverable |
| Barium | 5.1 | | 5.0 | 1.3 | ug/L | 1 | | 6020 | Total Recoverable |

This Detection Summary does not include radiochemical test results.

# Detection Summary

Client: CDM Smith, Inc.
Project/Site: Citrus County LF Semi-Annual (July 2014)

TestAmerica Job ID: 660-61845-1

## Client Sample ID: MW-13 (Continued) — Lab Sample ID: 660-61884-2

| Analyte | Result | Qualifier | PQL | MDL | Unit | Dil Fac | D | Method | Prep Type |
|---|---|---|---|---|---|---|---|---|---|
| Cobalt | 6.2 | | 0.50 | 0.15 | ug/L | 1 | | 6020 | Total Recoverable |
| Iron | 3400 | | 100 | 33 | ug/L | 1 | | 6020 | Total Recoverable |
| Nickel | 3.9 | I | 5.0 | 2.0 | ug/L | 1 | | 6020 | Total Recoverable |
| Sodium | 2.7 | | 0.50 | 0.25 | mg/L | 1 | | 6020 | Total Recoverable |
| Ammonia | 0.51 | J3 | 0.050 | 0.026 | mg/L | 1 | | 350.1 | Total/NA |
| Total Dissolved Solids | 40 | | 5.0 | 5.0 | mg/L | 1 | | SM 2540C | Total/NA |
| Color | Clear | | | | No Unit | 1 | | Field Sampling | Total/NA |
| Field pH | 5.05 | | | | SU | 1 | | Field Sampling | Total/NA |
| Field Temperature | 23.7 | | | | Degrees C | 1 | | Field Sampling | Total/NA |
| Oxygen, Dissolved | 0.50 | | | | mg/L | 1 | | Field Sampling | Total/NA |
| Sheen | No | | | | No Unit | 1 | | Field Sampling | Total/NA |
| Specific Conductance | 84 | | | | umhos/cm | 1 | | Field Sampling | Total/NA |
| Turbidity | 4.69 | | | | NTU | 1 | | Field Sampling | Total/NA |
| Water Level | 106.29 | | | | ft | 1 | | Field Sampling | Total/NA |

## Client Sample ID: MW-15 — Lab Sample ID: 660-61884-3

| Analyte | Result | Qualifier | PQL | MDL | Unit | Dil Fac | D | Method | Prep Type |
|---|---|---|---|---|---|---|---|---|---|
| cis-1,2-Dichloroethene | 2.2 | | 1.0 | 0.65 | ug/L | 1 | | 8260B | Total/NA |
| Chloride | 2.6 | | 0.50 | 0.25 | mg/L | 1 | | 300.0 | Total/NA |
| Arsenic | 4.1 | | 2.5 | 1.3 | ug/L | 1 | | 6020 | Total Recoverable |
| Barium | 2.9 | I | 5.0 | 1.3 | ug/L | 1 | | 6020 | Total Recoverable |
| Cobalt | 0.28 | I | 0.50 | 0.15 | ug/L | 1 | | 6020 | Total Recoverable |
| Iron | 7200 | | 100 | 33 | ug/L | 1 | | 6020 | Total Recoverable |
| Nickel | 3.1 | I | 5.0 | 2.0 | ug/L | 1 | | 6020 | Total Recoverable |
| Sodium | 1.7 | | 0.50 | 0.25 | mg/L | 1 | | 6020 | Total Recoverable |
| Total Dissolved Solids | 42 | | 5.0 | 5.0 | mg/L | 1 | | 2540C-2011 | Total/NA |
| Ammonia | 0.67 | | 0.050 | 0.026 | mg/L | 1 | | 350.1 | Total/NA |
| Color | Clear | | | | No Unit | 1 | | Field Sampling | Total/NA |
| Field pH | 4.24 | | | | SU | 1 | | Field Sampling | Total/NA |
| Field Temperature | 22.9 | | | | Degrees C | 1 | | Field Sampling | Total/NA |
| Oxygen, Dissolved | 0.37 | | | | mg/L | 1 | | Field Sampling | Total/NA |
| Sheen | No | | | | No Unit | 1 | | Field Sampling | Total/NA |
| Specific Conductance | 51 | | | | umhos/cm | 1 | | Field Sampling | Total/NA |
| Turbidity | 3.55 | | | | NTU | 1 | | Field Sampling | Total/NA |
| Water Level | 117.78 | | | | ft | 1 | | Field Sampling | Total/NA |

## Client Sample ID: MW-14 — Lab Sample ID: 660-61884-4

| Analyte | Result | Qualifier | PQL | MDL | Unit | Dil Fac | D | Method | Prep Type |
|---|---|---|---|---|---|---|---|---|---|
| Chloride | 3.7 | | 0.50 | 0.25 | mg/L | 1 | | 300.0 | Total/NA |
| Barium | 13 | | 5.0 | 1.3 | ug/L | 1 | | 6020 | Total Recoverable |

This Detection Summary does not include radiochemical test results.

TestAmerica Tampa

# Detection Summary

Client: CDM Smith, Inc.
Project/Site: Citrus County LF Semi-Annual (July 2014)

TestAmerica Job ID: 660-61845-1

## Client Sample ID: MW-14 (Continued) — Lab Sample ID: 660-61884-4

| Analyte | Result | Qualifier | PQL | MDL | Unit | Dil Fac | D | Method | Prep Type |
|---|---|---|---|---|---|---|---|---|---|
| Cadmium | 0.34 | I | 0.50 | 0.095 | ug/L | 1 | | 6020 | Total Recoverable |
| Cobalt | 0.90 | | 0.50 | 0.15 | ug/L | 1 | | 6020 | Total Recoverable |
| Iron | 51 | I | 100 | 33 | ug/L | 1 | | 6020 | Total Recoverable |
| Sodium | 3.0 | | 0.50 | 0.25 | mg/L | 1 | | 6020 | Total Recoverable |
| Vanadium | 4.2 | I | 10 | 3.8 | ug/L | 1 | | 6020 | Total Recoverable |
| Ammonia | 0.53 | | 0.050 | 0.026 | mg/L | 1 | | 350.1 | Total/NA |
| Total Dissolved Solids | 260 | | 10 | 10 | mg/L | 1 | | SM 2540C | Total/NA |
| Color | Clear | | | | No Unit | 1 | | Field Sampling | Total/NA |
| Field pH | 6.70 | | | | SU | 1 | | Field Sampling | Total/NA |
| Field Temperature | 23.4 | | | | Degrees C | 1 | | Field Sampling | Total/NA |
| Oxygen, Dissolved | 0.44 | | | | mg/L | 1 | | Field Sampling | Total/NA |
| Sheen | No | | | | No Unit | 1 | | Field Sampling | Total/NA |
| Specific Conductance | 508 | | | | umhos/cm | 1 | | Field Sampling | Total/NA |
| Turbidity | 2.30 | | | | NTU | 1 | | Field Sampling | Total/NA |
| Water Level | 103.05 | | | | ft | 1 | | Field Sampling | Total/NA |

## Client Sample ID: MW-17 — Lab Sample ID: 660-61884-5

| Analyte | Result | Qualifier | PQL | MDL | Unit | Dil Fac | D | Method | Prep Type |
|---|---|---|---|---|---|---|---|---|---|
| 1,4-Dichlorobenzene | 0.64 | I | 1.0 | 0.52 | ug/L | 1 | | 8260B | Total/NA |
| Chloride | 4.8 | | 0.50 | 0.25 | mg/L | 1 | | 300.0 | Total/NA |
| Arsenic | 4.6 | | 2.5 | 1.3 | ug/L | 1 | | 6020 | Total Recoverable |
| Barium | 13 | | 5.0 | 1.3 | ug/L | 1 | | 6020 | Total Recoverable |
| Cobalt | 5.8 | | 0.50 | 0.15 | ug/L | 1 | | 6020 | Total Recoverable |
| Iron | 13000 | | 100 | 33 | ug/L | 1 | | 6020 | Total Recoverable |
| Lead | 0.29 | I | 1.5 | 0.20 | ug/L | 1 | | 6020 | Total Recoverable |
| Nickel | 2.3 | I | 5.0 | 2.0 | ug/L | 1 | | 6020 | Total Recoverable |
| Sodium | 2.4 | | 0.50 | 0.25 | mg/L | 1 | | 6020 | Total Recoverable |
| Total Dissolved Solids | 50 | | 5.0 | 5.0 | mg/L | 1 | | 2540C-2011 | Total/NA |
| Ammonia | 1.2 | | 0.050 | 0.026 | mg/L | 1 | | 350.1 | Total/NA |
| Color | Clear | | | | No Unit | 1 | | Field Sampling | Total/NA |
| Field pH | 5.18 | | | | SU | 1 | | Field Sampling | Total/NA |
| Field Temperature | 24.1 | | | | Degrees C | 1 | | Field Sampling | Total/NA |
| Oxygen, Dissolved | 0.39 | | | | mg/L | 1 | | Field Sampling | Total/NA |
| Sheen | No | | | | No Unit | 1 | | Field Sampling | Total/NA |
| Specific Conductance | 105 | | | | umhos/cm | 1 | | Field Sampling | Total/NA |
| Turbidity | 4.92 | | | | NTU | 1 | | Field Sampling | Total/NA |
| Water Level | 105.27 | | | | ft | 1 | | Field Sampling | Total/NA |

## Client Sample ID: Trip Blank — Lab Sample ID: 660-61884-6

No Detections.

This Detection Summary does not include radiochemical test results.

TestAmerica Tampa

## Client Sample ID: MW-10

**Date Collected: 07/22/14 10:49**
**Date Received: 07/22/14 17:09**

## Lab Sample ID: 660-61845-1

**Matrix: Water**

### Method: 8260B - Volatile Organic Compounds (GC/MS)

| Analyte | Result | Qualifier | PQL | MDL | Unit | D | Prepared | Analyzed | Dil Fac |
|---|---|---|---|---|---|---|---|---|---|
| 1,1,1,2-Tetrachloroethane | 0.63 | U | 1.0 | 0.63 | ug/L | | | 07/28/14 14:21 | 1 |
| 1,1,1-Trichloroethane | 0.46 | U | 1.0 | 0.46 | ug/L | | | 07/28/14 14:21 | 1 |
| 1,1,2,2-Tetrachloroethane | 0.15 | U | 1.0 | 0.15 | ug/L | | | 07/28/14 14:21 | 1 |
| 1,1,2-Trichloroethane | 0.47 | U | 1.0 | 0.47 | ug/L | | | 07/28/14 14:21 | 1 |
| **1,1-Dichloroethane** | **1.2** | | 1.0 | 0.52 | ug/L | | | 07/28/14 14:21 | 1 |
| 1,1-Dichloroethene | 0.45 | U | 1.0 | 0.45 | ug/L | | | 07/28/14 14:21 | 1 |
| 1,2,3-Trichloropropane | 0.18 | U | 1.0 | 0.18 | ug/L | | | 07/28/14 14:21 | 1 |
| 1,2-Dibromo-3-Chloropropane | 2.5 | U | 5.0 | 2.5 | ug/L | | | 07/28/14 14:21 | 1 |
| 1,2-Dichlorobenzene | 0.44 | U | 1.0 | 0.44 | ug/L | | | 07/28/14 14:21 | 1 |
| 1,2-Dichloroethane | 0.57 | U | 1.0 | 0.57 | ug/L | | | 07/28/14 14:21 | 1 |
| 1,2-Dichloropropane | 0.52 | U | 1.0 | 0.52 | ug/L | | | 07/28/14 14:21 | 1 |
| **1,4-Dichlorobenzene** | **6.8** | | 1.0 | 0.52 | ug/L | | | 07/28/14 14:21 | 1 |
| 2-Butanone | 8.4 | U | 10 | 8.4 | ug/L | | | 07/28/14 14:21 | 1 |
| 2-Hexanone | 4.4 | U | 10 | 4.4 | ug/L | | | 07/28/14 14:21 | 1 |
| Acetone | 9.9 | U | 20 | 9.9 | ug/L | | | 07/28/14 14:21 | 1 |
| Acrylonitrile | 1.2 | U | 10 | 1.2 | ug/L | | | 07/28/14 14:21 | 1 |
| **Benzene** | **1.6** | | 1.0 | 0.50 | ug/L | | | 07/28/14 14:21 | 1 |
| Bromochloromethane | 0.58 | U | 1.0 | 0.58 | ug/L | | | 07/28/14 14:21 | 1 |
| Bromodichloromethane | 0.35 | U | 1.0 | 0.35 | ug/L | | | 07/28/14 14:21 | 1 |
| Bromoform | 0.58 | U | 1.0 | 0.58 | ug/L | | | 07/28/14 14:21 | 1 |
| Bromomethane | 2.5 | U | 5.0 | 2.5 | ug/L | | | 07/28/14 14:21 | 1 |
| Carbon disulfide | 1.0 | U | 2.0 | 1.0 | ug/L | | | 07/28/14 14:21 | 1 |
| Carbon tetrachloride | 0.42 | U | 1.0 | 0.42 | ug/L | | | 07/28/14 14:21 | 1 |
| Chlorobenzene | 0.63 | U | 1.0 | 0.63 | ug/L | | | 07/28/14 14:21 | 1 |
| Chloroethane | 2.5 | U | 5.0 | 2.5 | ug/L | | | 07/28/14 14:21 | 1 |
| Chloroform | 0.90 | U | 1.0 | 0.90 | ug/L | | | 07/28/14 14:21 | 1 |
| Chloromethane | 1.0 | U | 4.0 | 1.0 | ug/L | | | 07/28/14 14:21 | 1 |
| **cis-1,2-Dichloroethene** | **5.2** | | 1.0 | 0.65 | ug/L | | | 07/28/14 14:21 | 1 |
| cis-1,3-Dichloropropene | 0.14 | U | 1.0 | 0.14 | ug/L | | | 07/28/14 14:21 | 1 |
| Dibromochloromethane | 0.34 | U | 1.0 | 0.34 | ug/L | | | 07/28/14 14:21 | 1 |
| Dibromomethane | 0.41 | U | 1.0 | 0.41 | ug/L | | | 07/28/14 14:21 | 1 |
| Ethylbenzene | 0.44 | U | 1.0 | 0.44 | ug/L | | | 07/28/14 14:21 | 1 |
| Ethylene Dibromide | 0.50 | U | 1.0 | 0.50 | ug/L | | | 07/28/14 14:21 | 1 |
| Iodomethane | 2.5 | U | 5.0 | 2.5 | ug/L | | | 07/28/14 14:21 | 1 |
| Methyl isobutyl ketone (MIBK) | 3.8 | U | 10 | 3.8 | ug/L | | | 07/28/14 14:21 | 1 |
| Methylene Chloride | 4.0 | U | 5.0 | 4.0 | ug/L | | | 07/28/14 14:21 | 1 |
| Styrene | 0.98 | U | 2.0 | 0.98 | ug/L | | | 07/28/14 14:21 | 1 |
| Tetrachloroethene | 0.50 | U | 1.0 | 0.50 | ug/L | | | 07/28/14 14:21 | 1 |
| Toluene | 0.51 | U | 1.0 | 0.51 | ug/L | | | 07/28/14 14:21 | 1 |
| trans-1,2-Dichloroethene | 0.44 | U | 1.0 | 0.44 | ug/L | | | 07/28/14 14:21 | 1 |
| trans-1,3-Dichloropropene | 0.14 | U | 1.0 | 0.14 | ug/L | | | 07/28/14 14:21 | 1 |
| trans-1,4-Dichloro-2-butene | 2.5 | U | 10 | 2.5 | ug/L | | | 07/28/14 14:21 | 1 |
| Trichloroethene | 0.50 | U | 1.0 | 0.50 | ug/L | | | 07/28/14 14:21 | 1 |
| Trichlorofluoromethane | 2.5 | U | 5.0 | 2.5 | ug/L | | | 07/28/14 14:21 | 1 |
| Vinyl acetate | 1.5 | U J3 | 10 | 1.5 | ug/L | | | 07/28/14 14:21 | 1 |
| **Vinyl chloride** | **1.8** | | 1.0 | 0.50 | ug/L | | | 07/28/14 14:21 | 1 |
| **Xylenes, Total** | **3.5** | | 3.0 | 0.50 | ug/L | | | 07/28/14 14:21 | 1 |

**Client Sample ID: MW-10**
**Date Collected: 07/22/14 10:49**
**Date Received: 07/22/14 17:09**

**Lab Sample ID: 660-61845-1**
**Matrix: Water**

| *Surrogate* | *%Recovery* | *Qualifier* | *Limits* | *Prepared* | *Analyzed* | *Dil Fac* |
|---|---|---|---|---|---|---|
| *4-Bromofluorobenzene* | *102* | | *70 - 130* | | *07/28/14 14:21* | *1* |
| *Dibromofluoromethane* | *110* | | *70 - 130* | | *07/28/14 14:21* | *1* |
| *Toluene-d8 (Surr)* | *114* | | *70 - 130* | | *07/28/14 14:21* | *1* |

## Method: 8011 - EDB, DBCP, and 1,2,3-TCP (GC)

| Analyte | Result | Qualifier | PQL | MDL | Unit | D | Prepared | Analyzed | Dil Fac |
|---|---|---|---|---|---|---|---|---|---|
| Ethylene Dibromide | 0.0023 | U | 0.021 | 0.0023 | ug/L | | 07/24/14 15:31 | 07/24/14 21:44 | 1 |
| 1,2-Dibromo-3-Chloropropane | 0.0053 | U | 0.021 | 0.0053 | ug/L | | 07/24/14 15:31 | 07/24/14 21:44 | 1 |
| 1,2,3-Trichloropropane | 0.095 | U | 0.21 | 0.095 | ug/L | | 07/24/14 15:31 | 07/24/14 21:44 | 1 |

| *Surrogate* | *%Recovery* | *Qualifier* | *Limits* | *Prepared* | *Analyzed* | *Dil Fac* |
|---|---|---|---|---|---|---|
| *Pentachloroethane* | *105* | | *60 - 144* | *07/24/14 15:31* | *07/24/14 21:44* | *1* |

## Method: 300.0 - Anions, Ion Chromatography

| Analyte | Result | Qualifier | PQL | MDL | Unit | D | Prepared | Analyzed | Dil Fac |
|---|---|---|---|---|---|---|---|---|---|
| **Chloride** | **6.4** | | 0.50 | 0.25 | mg/L | | | 07/30/14 15:50 | 1 |

## Method: 6020 - Metals (ICP/MS) - Total Recoverable

| Analyte | Result | Qualifier | PQL | MDL | Unit | D | Prepared | Analyzed | Dil Fac |
|---|---|---|---|---|---|---|---|---|---|
| Antimony | 2.3 | U | 5.0 | 2.3 | ug/L | | 07/24/14 13:30 | 07/30/14 08:48 | 1 |
| **Arsenic** | **2.3** | **I** | 2.5 | 1.3 | ug/L | | 07/24/14 13:30 | 07/30/14 08:48 | 1 |
| **Barium** | **57** | **J3** | 5.0 | 1.3 | ug/L | | 07/24/14 13:30 | 07/30/14 08:48 | 1 |
| Beryllium | 0.25 | U | 0.50 | 0.25 | ug/L | | 07/24/14 13:30 | 07/30/14 08:48 | 1 |
| **Cadmium** | **0.30** | **I** | 0.50 | 0.095 | ug/L | | 07/24/14 13:30 | 07/30/14 08:48 | 1 |
| **Chromium** | **3.8** | **I** | 5.0 | 2.5 | ug/L | | 07/24/14 13:30 | 07/30/14 08:48 | 1 |
| **Cobalt** | **0.40** | **I** | 0.50 | 0.15 | ug/L | | 07/24/14 13:30 | 07/30/14 08:48 | 1 |
| Copper | 1.1 | U | 5.0 | 1.1 | ug/L | | 07/24/14 13:30 | 07/30/14 08:48 | 1 |
| **Iron** | **5200** | | 100 | 33 | ug/L | | 07/24/14 13:30 | 07/30/14 08:48 | 1 |
| **Lead** | **2.1** | | 1.5 | 0.20 | ug/L | | 07/24/14 13:30 | 07/30/14 08:48 | 1 |
| **Nickel** | **2.0** | **I** | 5.0 | 2.0 | ug/L | | 07/24/14 13:30 | 07/30/14 08:48 | 1 |
| Selenium | 1.0 | U | 2.5 | 1.0 | ug/L | | 07/24/14 13:30 | 07/30/14 08:48 | 1 |
| **Silver** | **0.52** | **I** | 1.0 | 0.25 | ug/L | | 07/24/14 13:30 | 07/30/14 08:48 | 1 |
| **Sodium** | **3.9** | **J3** | 0.50 | 0.25 | mg/L | | 07/24/14 13:30 | 07/30/14 08:48 | 1 |
| Thallium | 0.50 | U | 1.0 | 0.50 | ug/L | | 07/24/14 13:30 | 07/30/14 08:48 | 1 |
| Vanadium | 3.8 | U | 10 | 3.8 | ug/L | | 07/24/14 13:30 | 07/30/14 08:48 | 1 |
| **Zinc** | **8.7** | **I** | 20 | 8.3 | ug/L | | 07/24/14 13:30 | 07/30/14 08:48 | 1 |

## Method: 6020 - Metals (ICP/MS) - Dissolved

| Analyte | Result | Qualifier | PQL | MDL | Unit | D | Prepared | Analyzed | Dil Fac |
|---|---|---|---|---|---|---|---|---|---|
| Antimony | 2.3 | U | 5.0 | 2.3 | ug/L | | 07/24/14 13:30 | 07/30/14 10:31 | 1 |
| **Arsenic** | **2.3** | **I** | 2.5 | 1.3 | ug/L | | 07/24/14 13:30 | 07/30/14 10:31 | 1 |
| **Barium** | **9.8** | | 5.0 | 1.3 | ug/L | | 07/24/14 13:30 | 07/30/14 10:31 | 1 |
| Beryllium | 0.25 | U | 0.50 | 0.25 | ug/L | | 07/24/14 13:30 | 07/30/14 10:31 | 1 |
| Cadmium | 0.095 | U | 0.50 | 0.095 | ug/L | | 07/24/14 13:30 | 07/30/14 10:31 | 1 |
| Chromium | 2.5 | U | 5.0 | 2.5 | ug/L | | 07/24/14 13:30 | 07/30/14 10:31 | 1 |
| **Cobalt** | **0.41** | **I** | 0.50 | 0.15 | ug/L | | 07/24/14 13:30 | 07/30/14 10:31 | 1 |
| Copper | 1.1 | U | 5.0 | 1.1 | ug/L | | 07/24/14 13:30 | 07/30/14 10:31 | 1 |
| **Iron** | **5900** | | 100 | 33 | ug/L | | 07/24/14 13:30 | 07/30/14 10:31 | 1 |
| **Lead** | **0.31** | **I** | 1.5 | 0.20 | ug/L | | 07/24/14 13:30 | 07/30/14 10:31 | 1 |
| **Nickel** | **2.2** | **I** | 5.0 | 2.0 | ug/L | | 07/24/14 13:30 | 07/30/14 10:31 | 1 |
| Selenium | 1.0 | U | 2.5 | 1.0 | ug/L | | 07/24/14 13:30 | 07/30/14 10:31 | 1 |

Client: CDM Smith, Inc.
Project/Site: Citrus County LF Semi-Annual (July 2014)

TestAmerica Job ID: 660-61845-1

**Client Sample ID: MW-10**
**Date Collected: 07/22/14 10:49**
**Date Received: 07/22/14 17:09**

**Lab Sample ID: 660-61845-1**
**Matrix: Water**

### Method: 6020 - Metals (ICP/MS) - Dissolved (Continued)

| Analyte | Result | Qualifier | PQL | MDL | Unit | D | Prepared | Analyzed | Dil Fac |
|---|---|---|---|---|---|---|---|---|---|
| Silver | 0.25 | U | 1.0 | 0.25 | ug/L | | 07/24/14 13:30 | 07/30/14 10:31 | 1 |
| **Sodium** | **4.7** | | 0.50 | 0.25 | mg/L | | 07/24/14 13:30 | 07/30/14 10:31 | 1 |
| Thallium | 0.50 | U | 1.0 | 0.50 | ug/L | | 07/24/14 13:30 | 07/30/14 10:31 | 1 |
| Vanadium | 3.8 | U | 10 | 3.8 | ug/L | | 07/24/14 13:30 | 07/30/14 10:31 | 1 |
| Zinc | 8.3 | U | 20 | 8.3 | ug/L | | 07/24/14 13:30 | 07/30/14 10:31 | 1 |

### Method: 7470A - Mercury (CVAA)

| Analyte | Result | Qualifier | PQL | MDL | Unit | D | Prepared | Analyzed | Dil Fac |
|---|---|---|---|---|---|---|---|---|---|
| Mercury | 0.091 | U | 0.20 | 0.091 | ug/L | | 07/30/14 08:25 | 07/31/14 09:54 | 1 |

### Method: 7470A - Mercury (CVAA) - Dissolved

| Analyte | Result | Qualifier | PQL | MDL | Unit | D | Prepared | Analyzed | Dil Fac |
|---|---|---|---|---|---|---|---|---|---|
| Mercury | 0.091 | U | 0.20 | 0.091 | ug/L | | 07/30/14 08:25 | 07/31/14 09:56 | 1 |

### General Chemistry

| Analyte | Result | Qualifier | PQL | MDL | Unit | D | Prepared | Analyzed | Dil Fac |
|---|---|---|---|---|---|---|---|---|---|
| **Ammonia** | **0.056** | | 0.050 | 0.026 | mg/L | | | 07/25/14 15:18 | 1 |
| Nitrate as N | 0.10 | U | 0.50 | 0.10 | mg/L | | | 07/23/14 16:51 | 1 |
| **Total Dissolved Solids** | **20** | | 5.0 | 5.0 | mg/L | | | 07/24/14 13:08 | 1 |

### Method: Field Sampling - Field Sampling

| Analyte | Result | Qualifier | PQL | MDL | Unit | D | Prepared | Analyzed | Dil Fac |
|---|---|---|---|---|---|---|---|---|---|
| **Color** | **Cloudy** | | | | No Unit | | | 07/22/14 10:49 | 1 |
| **Field pH** | **4.32** | | | | SU | | | 07/22/14 10:49 | 1 |
| **Field Temperature** | **24.5** | | | | Degrees C | | | 07/22/14 10:49 | 1 |
| **Oxygen, Dissolved** | **0.42** | | | | mg/L | | | 07/22/14 10:49 | 1 |
| **Sheen** | **No** | | | | No Unit | | | 07/22/14 10:49 | 1 |
| **Specific Conductance** | **58** | | | | umhos/cm | | | 07/22/14 10:49 | 1 |
| **Turbidity** | **32.3** | | | | NTU | | | 07/22/14 10:49 | 1 |
| **Water Level** | **106.80** | | | | ft | | | 07/22/14 10:49 | 1 |

Client: CDM Smith, Inc.
Project/Site: Citrus County LF Semi-Annual (July 2014)

TestAmerica Job ID: 660-61845-1

**Client Sample ID: Field Blank**
**Date Collected: 07/22/14 09:16**
**Date Received: 07/22/14 17:09**

**Lab Sample ID: 660-61845-2**
**Matrix: Ground Water**

**Method: 8260B - Volatile Organic Compounds (GC/MS)**

| Analyte | Result | Qualifier | PQL | MDL | Unit | D | Prepared | Analyzed | Dil Fac |
|---|---|---|---|---|---|---|---|---|---|
| 1,1,1,2-Tetrachloroethane | 0.63 | U | 1.0 | 0.63 | ug/L | | | 07/28/14 14:40 | 1 |
| 1,1,1-Trichloroethane | 0.46 | U | 1.0 | 0.46 | ug/L | | | 07/28/14 14:40 | 1 |
| 1,1,2,2-Tetrachloroethane | 0.15 | U | 1.0 | 0.15 | ug/L | | | 07/28/14 14:40 | 1 |
| 1,1,2-Trichloroethane | 0.47 | U | 1.0 | 0.47 | ug/L | | | 07/28/14 14:40 | 1 |
| 1,1-Dichloroethane | 0.52 | U | 1.0 | 0.52 | ug/L | | | 07/28/14 14:40 | 1 |
| 1,1-Dichloroethene | 0.45 | U | 1.0 | 0.45 | ug/L | | | 07/28/14 14:40 | 1 |
| 1,2,3-Trichloropropane | 0.18 | U | 1.0 | 0.18 | ug/L | | | 07/28/14 14:40 | 1 |
| 1,2-Dibromo-3-Chloropropane | 2.5 | U | 5.0 | 2.5 | ug/L | | | 07/28/14 14:40 | 1 |
| 1,2-Dichlorobenzene | 0.44 | U | 1.0 | 0.44 | ug/L | | | 07/28/14 14:40 | 1 |
| 1,2-Dichloroethane | 0.57 | U | 1.0 | 0.57 | ug/L | | | 07/28/14 14:40 | 1 |
| 1,2-Dichloropropane | 0.52 | U | 1.0 | 0.52 | ug/L | | | 07/28/14 14:40 | 1 |
| 1,4-Dichlorobenzene | 0.52 | U | 1.0 | 0.52 | ug/L | | | 07/28/14 14:40 | 1 |
| 2-Butanone | 8.4 | U | 10 | 8.4 | ug/L | | | 07/28/14 14:40 | 1 |
| 2-Hexanone | 4.4 | U | 10 | 4.4 | ug/L | | | 07/28/14 14:40 | 1 |
| Acetone | 9.9 | U | 20 | 9.9 | ug/L | | | 07/28/14 14:40 | 1 |
| Acrylonitrile | 1.2 | U | 10 | 1.2 | ug/L | | | 07/28/14 14:40 | 1 |
| Benzene | 0.50 | U | 1.0 | 0.50 | ug/L | | | 07/28/14 14:40 | 1 |
| Bromochloromethane | 0.58 | U | 1.0 | 0.58 | ug/L | | | 07/28/14 14:40 | 1 |
| Bromodichloromethane | 0.35 | U | 1.0 | 0.35 | ug/L | | | 07/28/14 14:40 | 1 |
| Bromoform | 0.58 | U | 1.0 | 0.58 | ug/L | | | 07/28/14 14:40 | 1 |
| Bromomethane | 2.5 | U | 5.0 | 2.5 | ug/L | | | 07/28/14 14:40 | 1 |
| Carbon disulfide | 1.0 | U | 2.0 | 1.0 | ug/L | | | 07/28/14 14:40 | 1 |
| Carbon tetrachloride | 0.42 | U | 1.0 | 0.42 | ug/L | | | 07/28/14 14:40 | 1 |
| Chlorobenzene | 0.63 | U | 1.0 | 0.63 | ug/L | | | 07/28/14 14:40 | 1 |
| Chloroethane | 2.5 | U | 5.0 | 2.5 | ug/L | | | 07/28/14 14:40 | 1 |
| Chloroform | 0.90 | U | 1.0 | 0.90 | ug/L | | | 07/28/14 14:40 | 1 |
| Chloromethane | 1.0 | U | 4.0 | 1.0 | ug/L | | | 07/28/14 14:40 | 1 |
| cis-1,2-Dichloroethene | 0.65 | U | 1.0 | 0.65 | ug/L | | | 07/28/14 14:40 | 1 |
| cis-1,3-Dichloropropene | 0.14 | U | 1.0 | 0.14 | ug/L | | | 07/28/14 14:40 | 1 |
| Dibromochloromethane | 0.34 | U | 1.0 | 0.34 | ug/L | | | 07/28/14 14:40 | 1 |
| Dibromomethane | 0.41 | U | 1.0 | 0.41 | ug/L | | | 07/28/14 14:40 | 1 |
| Ethylbenzene | 0.44 | U | 1.0 | 0.44 | ug/L | | | 07/28/14 14:40 | 1 |
| Ethylene Dibromide | 0.50 | U | 1.0 | 0.50 | ug/L | | | 07/28/14 14:40 | 1 |
| Iodomethane | 2.5 | U | 5.0 | 2.5 | ug/L | | | 07/28/14 14:40 | 1 |
| Methyl isobutyl ketone (MIBK) | 3.8 | U | 10 | 3.8 | ug/L | | | 07/28/14 14:40 | 1 |
| Methylene Chloride | 4.0 | U | 5.0 | 4.0 | ug/L | | | 07/28/14 14:40 | 1 |
| Styrene | 0.98 | U | 2.0 | 0.98 | ug/L | | | 07/28/14 14:40 | 1 |
| Tetrachloroethene | 0.50 | U | 1.0 | 0.50 | ug/L | | | 07/28/14 14:40 | 1 |
| Toluene | 0.51 | U | 1.0 | 0.51 | ug/L | | | 07/28/14 14:40 | 1 |
| trans-1,2-Dichloroethene | 0.44 | U | 1.0 | 0.44 | ug/L | | | 07/28/14 14:40 | 1 |
| trans-1,3-Dichloropropene | 0.14 | U | 1.0 | 0.14 | ug/L | | | 07/28/14 14:40 | 1 |
| trans-1,4-Dichloro-2-butene | 2.5 | U | 10 | 2.5 | ug/L | | | 07/28/14 14:40 | 1 |
| Trichloroethene | 0.50 | U | 1.0 | 0.50 | ug/L | | | 07/28/14 14:40 | 1 |
| Trichlorofluoromethane | 2.5 | U | 5.0 | 2.5 | ug/L | | | 07/28/14 14:40 | 1 |
| Vinyl acetate | 1.5 | U J3 | 10 | 1.5 | ug/L | | | 07/28/14 14:40 | 1 |
| Vinyl chloride | 0.50 | U | 1.0 | 0.50 | ug/L | | | 07/28/14 14:40 | 1 |
| Xylenes, Total | 0.50 | U | 3.0 | 0.50 | ug/L | | | 07/28/14 14:40 | 1 |

## Client Sample ID: Field Blank

**Date Collected: 07/22/14 09:16**
**Date Received: 07/22/14 17:09**

## Lab Sample ID: 660-61845-2

**Matrix: Ground Water**

| *Surrogate* | *%Recovery* | *Qualifier* | *Limits* | *Prepared* | *Analyzed* | *Dil Fac* |
|---|---|---|---|---|---|---|
| *4-Bromofluorobenzene* | *106* | | *70 - 130* | | *07/28/14 14:40* | *1* |
| *Dibromofluoromethane* | *109* | | *70 - 130* | | *07/28/14 14:40* | *1* |
| *Toluene-d8 (Surr)* | *110* | | *70 - 130* | | *07/28/14 14:40* | *1* |

### Method: 8011 - EDB, DBCP, and 1,2,3-TCP (GC)

| Analyte | Result | Qualifier | PQL | MDL | Unit | D | Prepared | Analyzed | Dil Fac |
|---|---|---|---|---|---|---|---|---|---|
| Ethylene Dibromide | 0.0022 | U | 0.020 | 0.0022 | ug/L | | 07/24/14 15:31 | 07/24/14 21:57 | 1 |
| 1,2-Dibromo-3-Chloropropane | 0.0051 | U | 0.020 | 0.0051 | ug/L | | 07/24/14 15:31 | 07/24/14 21:57 | 1 |
| 1,2,3-Trichloropropane | 0.092 | U | 0.20 | 0.092 | ug/L | | 07/24/14 15:31 | 07/24/14 21:57 | 1 |

| *Surrogate* | *%Recovery* | *Qualifier* | *Limits* | *Prepared* | *Analyzed* | *Dil Fac* |
|---|---|---|---|---|---|---|
| *Pentachloroethane* | *108* | | *60 - 144* | *07/24/14 15:31* | *07/24/14 21:57* | *1* |

### Method: 300.0 - Anions, Ion Chromatography

| Analyte | Result | Qualifier | PQL | MDL | Unit | D | Prepared | Analyzed | Dil Fac |
|---|---|---|---|---|---|---|---|---|---|
| Chloride | 0.25 | U | 0.50 | 0.25 | mg/L | | | 07/30/14 16:36 | 1 |

### Method: 6020 - Metals (ICP/MS) - Total Recoverable

| Analyte | Result | Qualifier | PQL | MDL | Unit | D | Prepared | Analyzed | Dil Fac |
|---|---|---|---|---|---|---|---|---|---|
| Antimony | 2.3 | U | 5.0 | 2.3 | ug/L | | 07/24/14 13:30 | 07/30/14 09:25 | 1 |
| Arsenic | 1.3 | U | 2.5 | 1.3 | ug/L | | 07/24/14 13:30 | 07/30/14 09:25 | 1 |
| Barium | 1.3 | U | 5.0 | 1.3 | ug/L | | 07/24/14 13:30 | 07/30/14 09:25 | 1 |
| Beryllium | 0.25 | U | 0.50 | 0.25 | ug/L | | 07/24/14 13:30 | 07/30/14 09:25 | 1 |
| Cadmium | 0.095 | U | 0.50 | 0.095 | ug/L | | 07/24/14 13:30 | 07/30/14 09:25 | 1 |
| Chromium | 2.5 | U | 5.0 | 2.5 | ug/L | | 07/24/14 13:30 | 07/30/14 09:25 | 1 |
| Cobalt | 0.15 | U | 0.50 | 0.15 | ug/L | | 07/24/14 13:30 | 07/30/14 09:25 | 1 |
| Copper | 1.1 | U | 5.0 | 1.1 | ug/L | | 07/24/14 13:30 | 07/30/14 09:25 | 1 |
| Iron | 33 | U | 100 | 33 | ug/L | | 07/24/14 13:30 | 07/30/14 09:25 | 1 |
| Lead | 0.20 | U | 1.5 | 0.20 | ug/L | | 07/24/14 13:30 | 07/30/14 09:25 | 1 |
| Nickel | 2.0 | U | 5.0 | 2.0 | ug/L | | 07/24/14 13:30 | 07/30/14 09:25 | 1 |
| Selenium | 1.0 | U | 2.5 | 1.0 | ug/L | | 07/24/14 13:30 | 07/30/14 09:25 | 1 |
| Silver | 0.25 | U | 1.0 | 0.25 | ug/L | | 07/24/14 13:30 | 07/30/14 09:25 | 1 |
| **Sodium** | **0.59** | | 0.50 | 0.25 | mg/L | | 07/24/14 13:30 | 07/30/14 09:25 | 1 |
| Thallium | 0.50 | U | 1.0 | 0.50 | ug/L | | 07/24/14 13:30 | 07/30/14 09:25 | 1 |
| Vanadium | 3.8 | U | 10 | 3.8 | ug/L | | 07/24/14 13:30 | 07/30/14 09:25 | 1 |
| Zinc | 8.3 | U | 20 | 8.3 | ug/L | | 07/24/14 13:30 | 07/30/14 09:25 | 1 |

### Method: 7470A - Mercury (CVAA)

| Analyte | Result | Qualifier | PQL | MDL | Unit | D | Prepared | Analyzed | Dil Fac |
|---|---|---|---|---|---|---|---|---|---|
| Mercury | 0.091 | U | 0.20 | 0.091 | ug/L | | 07/30/14 08:25 | 07/31/14 09:59 | 1 |

### General Chemistry

| Analyte | Result | Qualifier | PQL | MDL | Unit | D | Prepared | Analyzed | Dil Fac |
|---|---|---|---|---|---|---|---|---|---|
| Ammonia | 0.026 | U | 0.050 | 0.026 | mg/L | | | 07/25/14 14:41 | 1 |
| Nitrate as N | 0.10 | U | 0.50 | 0.10 | mg/L | | | 07/23/14 16:52 | 1 |
| Total Dissolved Solids | 5.0 | U | 5.0 | 5.0 | mg/L | | | 07/24/14 13:08 | 1 |

Client: CDM Smith, Inc.
Project/Site: Citrus County LF Semi-Annual (July 2014)

TestAmerica Job ID: 660-61845-1

**Client Sample ID: MW-20**
**Date Collected: 07/22/14 12:54**
**Date Received: 07/22/14 17:09**

**Lab Sample ID: 660-61845-3**
**Matrix: Ground Water**

**Method: 8260B - Volatile Organic Compounds (GC/MS)**

| Analyte | Result | Qualifier | PQL | MDL | Unit | D | Prepared | Analyzed | Dil Fac |
|---|---|---|---|---|---|---|---|---|---|
| 1,1,1,2-Tetrachloroethane | 0.63 | U | 1.0 | 0.63 | ug/L | | | 07/28/14 14:58 | 1 |
| 1,1,1-Trichloroethane | 0.46 | U | 1.0 | 0.46 | ug/L | | | 07/28/14 14:58 | 1 |
| 1,1,2,2-Tetrachloroethane | 0.15 | U | 1.0 | 0.15 | ug/L | | | 07/28/14 14:58 | 1 |
| 1,1,2-Trichloroethane | 0.47 | U | 1.0 | 0.47 | ug/L | | | 07/28/14 14:58 | 1 |
| 1,1-Dichloroethane | 0.52 | U | 1.0 | 0.52 | ug/L | | | 07/28/14 14:58 | 1 |
| 1,1-Dichloroethene | 0.45 | U | 1.0 | 0.45 | ug/L | | | 07/28/14 14:58 | 1 |
| 1,2,3-Trichloropropane | 0.18 | U | 1.0 | 0.18 | ug/L | | | 07/28/14 14:58 | 1 |
| 1,2-Dibromo-3-Chloropropane | 2.5 | U | 5.0 | 2.5 | ug/L | | | 07/28/14 14:58 | 1 |
| 1,2-Dichlorobenzene | 0.44 | U | 1.0 | 0.44 | ug/L | | | 07/28/14 14:58 | 1 |
| 1,2-Dichloroethane | 0.57 | U | 1.0 | 0.57 | ug/L | | | 07/28/14 14:58 | 1 |
| 1,2-Dichloropropane | 0.52 | U | 1.0 | 0.52 | ug/L | | | 07/28/14 14:58 | 1 |
| 1,4-Dichlorobenzene | 0.52 | U | 1.0 | 0.52 | ug/L | | | 07/28/14 14:58 | 1 |
| 2-Butanone | 8.4 | U | 10 | 8.4 | ug/L | | | 07/28/14 14:58 | 1 |
| 2-Hexanone | 4.4 | U | 10 | 4.4 | ug/L | | | 07/28/14 14:58 | 1 |
| Acetone | 9.9 | U | 20 | 9.9 | ug/L | | | 07/28/14 14:58 | 1 |
| Acrylonitrile | 1.2 | U | 10 | 1.2 | ug/L | | | 07/28/14 14:58 | 1 |
| Benzene | 0.50 | U | 1.0 | 0.50 | ug/L | | | 07/28/14 14:58 | 1 |
| Bromochloromethane | 0.58 | U | 1.0 | 0.58 | ug/L | | | 07/28/14 14:58 | 1 |
| Bromodichloromethane | 0.35 | U | 1.0 | 0.35 | ug/L | | | 07/28/14 14:58 | 1 |
| Bromoform | 0.58 | U | 1.0 | 0.58 | ug/L | | | 07/28/14 14:58 | 1 |
| Bromomethane | 2.5 | U | 5.0 | 2.5 | ug/L | | | 07/28/14 14:58 | 1 |
| Carbon disulfide | 1.0 | U | 2.0 | 1.0 | ug/L | | | 07/28/14 14:58 | 1 |
| Carbon tetrachloride | 0.42 | U | 1.0 | 0.42 | ug/L | | | 07/28/14 14:58 | 1 |
| Chlorobenzene | 0.63 | U | 1.0 | 0.63 | ug/L | | | 07/28/14 14:58 | 1 |
| Chloroethane | 2.5 | U | 5.0 | 2.5 | ug/L | | | 07/28/14 14:58 | 1 |
| Chloroform | 0.90 | U | 1.0 | 0.90 | ug/L | | | 07/28/14 14:58 | 1 |
| Chloromethane | 1.0 | U | 4.0 | 1.0 | ug/L | | | 07/28/14 14:58 | 1 |
| cis-1,2-Dichloroethene | 0.65 | U | 1.0 | 0.65 | ug/L | | | 07/28/14 14:58 | 1 |
| cis-1,3-Dichloropropene | 0.14 | U | 1.0 | 0.14 | ug/L | | | 07/28/14 14:58 | 1 |
| Dibromochloromethane | 0.34 | U | 1.0 | 0.34 | ug/L | | | 07/28/14 14:58 | 1 |
| Dibromomethane | 0.41 | U | 1.0 | 0.41 | ug/L | | | 07/28/14 14:58 | 1 |
| Ethylbenzene | 0.44 | U | 1.0 | 0.44 | ug/L | | | 07/28/14 14:58 | 1 |
| Ethylene Dibromide | 0.50 | U | 1.0 | 0.50 | ug/L | | | 07/28/14 14:58 | 1 |
| Iodomethane | 2.5 | U | 5.0 | 2.5 | ug/L | | | 07/28/14 14:58 | 1 |
| Methyl isobutyl ketone (MIBK) | 3.8 | U | 10 | 3.8 | ug/L | | | 07/28/14 14:58 | 1 |
| Methylene Chloride | 4.0 | U | 5.0 | 4.0 | ug/L | | | 07/28/14 14:58 | 1 |
| Styrene | 0.98 | U | 2.0 | 0.98 | ug/L | | | 07/28/14 14:58 | 1 |
| Tetrachloroethene | 0.50 | U | 1.0 | 0.50 | ug/L | | | 07/28/14 14:58 | 1 |
| Toluene | 0.51 | U | 1.0 | 0.51 | ug/L | | | 07/28/14 14:58 | 1 |
| trans-1,2-Dichloroethene | 0.44 | U | 1.0 | 0.44 | ug/L | | | 07/28/14 14:58 | 1 |
| trans-1,3-Dichloropropene | 0.14 | U | 1.0 | 0.14 | ug/L | | | 07/28/14 14:58 | 1 |
| trans-1,4-Dichloro-2-butene | 2.5 | U | 10 | 2.5 | ug/L | | | 07/28/14 14:58 | 1 |
| Trichloroethene | 0.50 | U | 1.0 | 0.50 | ug/L | | | 07/28/14 14:58 | 1 |
| Trichlorofluoromethane | 2.5 | U | 5.0 | 2.5 | ug/L | | | 07/28/14 14:58 | 1 |
| Vinyl acetate | 1.5 | U J3 | 10 | 1.5 | ug/L | | | 07/28/14 14:58 | 1 |
| Vinyl chloride | 0.50 | U | 1.0 | 0.50 | ug/L | | | 07/28/14 14:58 | 1 |
| Xylenes, Total | 0.50 | U | 3.0 | 0.50 | ug/L | | | 07/28/14 14:58 | 1 |

**Client Sample ID: MW-20**
**Date Collected: 07/22/14 12:54**
**Date Received: 07/22/14 17:09**

**Lab Sample ID: 660-61845-3**
**Matrix: Ground Water**

| *Surrogate* | *%Recovery* | *Qualifier* | *Limits* | *Prepared* | *Analyzed* | *Dil Fac* |
|---|---|---|---|---|---|---|
| *4-Bromofluorobenzene* | *102* | | *70 - 130* | | *07/28/14 14:58* | *1* |
| *Dibromofluoromethane* | *105* | | *70 - 130* | | *07/28/14 14:58* | *1* |
| *Toluene-d8 (Surr)* | *111* | | *70 - 130* | | *07/28/14 14:58* | *1* |

## Method: 8011 - EDB, DBCP, and 1,2,3-TCP (GC)

| Analyte | Result | Qualifier | PQL | MDL | Unit | D | Prepared | Analyzed | Dil Fac |
|---|---|---|---|---|---|---|---|---|---|
| Ethylene Dibromide | 0.0023 | U | 0.021 | 0.0023 | ug/L | | 07/24/14 15:31 | 07/24/14 22:09 | 1 |
| 1,2-Dibromo-3-Chloropropane | 0.0053 | U | 0.021 | 0.0053 | ug/L | | 07/24/14 15:31 | 07/24/14 22:09 | 1 |
| 1,2,3-Trichloropropane | 0.096 | U | 0.21 | 0.096 | ug/L | | 07/24/14 15:31 | 07/24/14 22:09 | 1 |

| *Surrogate* | *%Recovery* | *Qualifier* | *Limits* | *Prepared* | *Analyzed* | *Dil Fac* |
|---|---|---|---|---|---|---|
| *Pentachloroethane* | *115* | | *60 - 144* | *07/24/14 15:31* | *07/24/14 22:09* | *1* |

## Method: 300.0 - Anions, Ion Chromatography

| Analyte | Result | Qualifier | PQL | MDL | Unit | D | Prepared | Analyzed | Dil Fac |
|---|---|---|---|---|---|---|---|---|---|
| **Chloride** | **29** | | 1.0 | 0.50 | mg/L | | | 07/30/14 16:51 | 2 |

## Method: 6020 - Metals (ICP/MS) - Total Recoverable

| Analyte | Result | Qualifier | PQL | MDL | Unit | D | Prepared | Analyzed | Dil Fac |
|---|---|---|---|---|---|---|---|---|---|
| Antimony | 2.3 | U | 5.0 | 2.3 | ug/L | | 07/24/14 13:30 | 07/30/14 09:32 | 1 |
| **Arsenic** | **8.0** | | 2.5 | 1.3 | ug/L | | 07/24/14 13:30 | 07/30/14 09:32 | 1 |
| **Barium** | **19** | | 5.0 | 1.3 | ug/L | | 07/24/14 13:30 | 07/30/14 09:32 | 1 |
| Beryllium | 0.25 | U | 0.50 | 0.25 | ug/L | | 07/24/14 13:30 | 07/30/14 09:32 | 1 |
| Cadmium | 0.095 | U | 0.50 | 0.095 | ug/L | | 07/24/14 13:30 | 07/30/14 09:32 | 1 |
| Chromium | 2.5 | U | 5.0 | 2.5 | ug/L | | 07/24/14 13:30 | 07/30/14 09:32 | 1 |
| **Cobalt** | **1.6** | | 0.50 | 0.15 | ug/L | | 07/24/14 13:30 | 07/30/14 09:32 | 1 |
| Copper | 1.1 | U | 5.0 | 1.1 | ug/L | | 07/24/14 13:30 | 07/30/14 09:32 | 1 |
| **Iron** | **50000** | | 100 | 33 | ug/L | | 07/24/14 13:30 | 07/30/14 09:32 | 1 |
| Lead | 0.20 | U | 1.5 | 0.20 | ug/L | | 07/24/14 13:30 | 07/30/14 09:32 | 1 |
| **Nickel** | **2.3** | **I** | 5.0 | 2.0 | ug/L | | 07/24/14 13:30 | 07/30/14 09:32 | 1 |
| Selenium | 1.0 | U | 2.5 | 1.0 | ug/L | | 07/24/14 13:30 | 07/30/14 09:32 | 1 |
| Silver | 0.25 | U | 1.0 | 0.25 | ug/L | | 07/24/14 13:30 | 07/30/14 09:32 | 1 |
| **Sodium** | **8.1** | | 0.50 | 0.25 | mg/L | | 07/24/14 13:30 | 07/30/14 09:32 | 1 |
| Thallium | 0.50 | U | 1.0 | 0.50 | ug/L | | 07/24/14 13:30 | 07/30/14 09:32 | 1 |
| Vanadium | 3.8 | U | 10 | 3.8 | ug/L | | 07/24/14 13:30 | 07/30/14 09:32 | 1 |
| Zinc | 8.3 | U | 20 | 8.3 | ug/L | | 07/24/14 13:30 | 07/30/14 09:32 | 1 |

## Method: 7470A - Mercury (CVAA)

| Analyte | Result | Qualifier | PQL | MDL | Unit | D | Prepared | Analyzed | Dil Fac |
|---|---|---|---|---|---|---|---|---|---|
| Mercury | 0.091 | U | 0.20 | 0.091 | ug/L | | 07/30/14 08:25 | 07/31/14 10:02 | 1 |

## General Chemistry

| Analyte | Result | Qualifier | PQL | MDL | Unit | D | Prepared | Analyzed | Dil Fac |
|---|---|---|---|---|---|---|---|---|---|
| **Ammonia** | **1.2** | | 0.050 | 0.026 | mg/L | | | 07/25/14 15:19 | 1 |
| Nitrate as N | 0.10 | U | 0.50 | 0.10 | mg/L | | | 07/23/14 16:54 | 1 |
| **Total Dissolved Solids** | **160** | | 5.0 | 5.0 | mg/L | | | 07/24/14 13:08 | 1 |

## Method: Field Sampling - Field Sampling

| Analyte | Result | Qualifier | PQL | MDL | Unit | D | Prepared | Analyzed | Dil Fac |
|---|---|---|---|---|---|---|---|---|---|
| **Color** | **Clear** | | | | No Unit | | | 07/22/14 12:54 | 1 |
| **Field pH** | **5.67** | | | | SU | | | 07/22/14 12:54 | 1 |
| **Field Temperature** | **25.7** | | | | Degrees C | | | 07/22/14 12:54 | 1 |

Client: CDM Smith, Inc.
Project/Site: Citrus County LF Semi-Annual (July 2014)

TestAmerica Job ID: 660-61845-1

**Client Sample ID: MW-20**
**Date Collected: 07/22/14 12:54**
**Date Received: 07/22/14 17:09**

**Lab Sample ID: 660-61845-3**
**Matrix: Ground Water**

**Method: Field Sampling - Field Sampling (Continued)**

| Analyte | Result | Qualifier | PQL | MDL | Unit | D | Prepared | Analyzed | Dil Fac |
|---|---|---|---|---|---|---|---|---|---|
| Oxygen, Dissolved | 0.10 | | | | mg/L | | | 07/22/14 12:54 | 1 |
| Sheen | No | | | | No Unit | | | 07/22/14 12:54 | 1 |
| Specific Conductance | 350 | | | | umhos/cm | | | 07/22/14 12:54 | 1 |
| Turbidity | 1.78 | | | | NTU | | | 07/22/14 12:54 | 1 |
| Water Level | 113.00 | | | | ft | | | 07/22/14 12:54 | 1 |

Client: CDM Smith, Inc.
Project/Site: Citrus County LF Semi-Annual (July 2014)

TestAmerica Job ID: 660-61845-1

**Client Sample ID: MW-7**
**Date Collected: 07/22/14 14:35**
**Date Received: 07/22/14 17:09**

**Lab Sample ID: 660-61845-4**
**Matrix: Ground Water**

**Method: 8260B - Volatile Organic Compounds (GC/MS)**

| Analyte | Result | Qualifier | PQL | MDL | Unit | D | Prepared | Analyzed | Dil Fac |
|---|---|---|---|---|---|---|---|---|---|
| 1,1,1,2-Tetrachloroethane | 0.63 | U | 1.0 | 0.63 | ug/L | | | 07/28/14 16:31 | 1 |
| 1,1,1-Trichloroethane | 0.46 | U | 1.0 | 0.46 | ug/L | | | 07/28/14 16:31 | 1 |
| 1,1,2,2-Tetrachloroethane | 0.15 | U | 1.0 | 0.15 | ug/L | | | 07/28/14 16:31 | 1 |
| 1,1,2-Trichloroethane | 0.47 | U | 1.0 | 0.47 | ug/L | | | 07/28/14 16:31 | 1 |
| 1,1-Dichloroethane | 0.52 | U | 1.0 | 0.52 | ug/L | | | 07/28/14 16:31 | 1 |
| 1,1-Dichloroethene | 0.45 | U | 1.0 | 0.45 | ug/L | | | 07/28/14 16:31 | 1 |
| 1,2,3-Trichloropropane | 0.18 | U | 1.0 | 0.18 | ug/L | | | 07/28/14 16:31 | 1 |
| 1,2-Dibromo-3-Chloropropane | 2.5 | U | 5.0 | 2.5 | ug/L | | | 07/28/14 16:31 | 1 |
| 1,2-Dichlorobenzene | 0.44 | U | 1.0 | 0.44 | ug/L | | | 07/28/14 16:31 | 1 |
| 1,2-Dichloroethane | 0.57 | U | 1.0 | 0.57 | ug/L | | | 07/28/14 16:31 | 1 |
| 1,2-Dichloropropane | 0.52 | U | 1.0 | 0.52 | ug/L | | | 07/28/14 16:31 | 1 |
| **1,4-Dichlorobenzene** | **1.6** | | 1.0 | 0.52 | ug/L | | | 07/28/14 16:31 | 1 |
| 2-Butanone | 8.4 | U | 10 | 8.4 | ug/L | | | 07/28/14 16:31 | 1 |
| 2-Hexanone | 4.4 | U | 10 | 4.4 | ug/L | | | 07/28/14 16:31 | 1 |
| Acetone | 9.9 | U | 20 | 9.9 | ug/L | | | 07/28/14 16:31 | 1 |
| Acrylonitrile | 1.2 | U | 10 | 1.2 | ug/L | | | 07/28/14 16:31 | 1 |
| **Benzene** | **2.0** | | 1.0 | 0.50 | ug/L | | | 07/28/14 16:31 | 1 |
| Bromochloromethane | 0.58 | U | 1.0 | 0.58 | ug/L | | | 07/28/14 16:31 | 1 |
| Bromodichloromethane | 0.35 | U | 1.0 | 0.35 | ug/L | | | 07/28/14 16:31 | 1 |
| Bromoform | 0.58 | U | 1.0 | 0.58 | ug/L | | | 07/28/14 16:31 | 1 |
| Bromomethane | 2.5 | U | 5.0 | 2.5 | ug/L | | | 07/28/14 16:31 | 1 |
| Carbon disulfide | 1.0 | U | 2.0 | 1.0 | ug/L | | | 07/28/14 16:31 | 1 |
| Carbon tetrachloride | 0.42 | U | 1.0 | 0.42 | ug/L | | | 07/28/14 16:31 | 1 |
| **Chlorobenzene** | **0.87** | **I** | 1.0 | 0.63 | ug/L | | | 07/28/14 16:31 | 1 |
| Chloroethane | 2.5 | U | 5.0 | 2.5 | ug/L | | | 07/28/14 16:31 | 1 |
| Chloroform | 0.90 | U | 1.0 | 0.90 | ug/L | | | 07/28/14 16:31 | 1 |
| Chloromethane | 1.0 | U | 4.0 | 1.0 | ug/L | | | 07/28/14 16:31 | 1 |
| cis-1,2-Dichloroethene | 0.65 | U | 1.0 | 0.65 | ug/L | | | 07/28/14 16:31 | 1 |
| cis-1,3-Dichloropropene | 0.14 | U | 1.0 | 0.14 | ug/L | | | 07/28/14 16:31 | 1 |
| Dibromochloromethane | 0.34 | U | 1.0 | 0.34 | ug/L | | | 07/28/14 16:31 | 1 |
| Dibromomethane | 0.41 | U | 1.0 | 0.41 | ug/L | | | 07/28/14 16:31 | 1 |
| **Ethylbenzene** | **3.3** | | 1.0 | 0.44 | ug/L | | | 07/28/14 16:31 | 1 |
| Ethylene Dibromide | 0.50 | U | 1.0 | 0.50 | ug/L | | | 07/28/14 16:31 | 1 |
| Iodomethane | 2.5 | U | 5.0 | 2.5 | ug/L | | | 07/28/14 16:31 | 1 |
| Methyl isobutyl ketone (MIBK) | 3.8 | U | 10 | 3.8 | ug/L | | | 07/28/14 16:31 | 1 |
| Methylene Chloride | 4.0 | U | 5.0 | 4.0 | ug/L | | | 07/28/14 16:31 | 1 |
| Styrene | 0.98 | U | 2.0 | 0.98 | ug/L | | | 07/28/14 16:31 | 1 |
| Tetrachloroethene | 0.50 | U | 1.0 | 0.50 | ug/L | | | 07/28/14 16:31 | 1 |
| Toluene | 0.51 | U | 1.0 | 0.51 | ug/L | | | 07/28/14 16:31 | 1 |
| trans-1,2-Dichloroethene | 0.44 | U | 1.0 | 0.44 | ug/L | | | 07/28/14 16:31 | 1 |
| trans-1,3-Dichloropropene | 0.14 | U | 1.0 | 0.14 | ug/L | | | 07/28/14 16:31 | 1 |
| trans-1,4-Dichloro-2-butene | 2.5 | U | 10 | 2.5 | ug/L | | | 07/28/14 16:31 | 1 |
| Trichloroethene | 0.50 | U | 1.0 | 0.50 | ug/L | | | 07/28/14 16:31 | 1 |
| Trichlorofluoromethane | 2.5 | U | 5.0 | 2.5 | ug/L | | | 07/28/14 16:31 | 1 |
| Vinyl acetate | 1.5 | U J3 | 10 | 1.5 | ug/L | | | 07/28/14 16:31 | 1 |
| Vinyl chloride | 0.50 | U | 1.0 | 0.50 | ug/L | | | 07/28/14 16:31 | 1 |
| **Xylenes, Total** | **0.69** | **I** | 3.0 | 0.50 | ug/L | | | 07/28/14 16:31 | 1 |

Client: CDM Smith, Inc.
Project/Site: Citrus County LF Semi-Annual (July 2014)

TestAmerica Job ID: 660-61845-1

**Client Sample ID: MW-7**
**Date Collected: 07/22/14 14:35**
**Date Received: 07/22/14 17:09**

**Lab Sample ID: 660-61845-4**
**Matrix: Ground Water**

| Surrogate | %Recovery | Qualifier | Limits | Prepared | Analyzed | Dil Fac |
|---|---|---|---|---|---|---|
| *4-Bromofluorobenzene* | *99* | | *70 - 130* | | *07/28/14 16:31* | *1* |
| *Dibromofluoromethane* | *109* | | *70 - 130* | | *07/28/14 16:31* | *1* |
| *Toluene-d8 (Surr)* | *108* | | *70 - 130* | | *07/28/14 16:31* | *1* |

## Method: 8011 - EDB, DBCP, and 1,2,3-TCP (GC)

| Analyte | Result | Qualifier | PQL | MDL | Unit | D | Prepared | Analyzed | Dil Fac |
|---|---|---|---|---|---|---|---|---|---|
| Ethylene Dibromide | 0.0023 | U | 0.021 | 0.0023 | ug/L | | 07/24/14 15:31 | 07/24/14 22:21 | 1 |
| 1,2-Dibromo-3-Chloropropane | 0.0052 | U | 0.021 | 0.0052 | ug/L | | 07/24/14 15:31 | 07/24/14 22:21 | 1 |
| 1,2,3-Trichloropropane | 0.094 | U | 0.21 | 0.094 | ug/L | | 07/24/14 15:31 | 07/24/14 22:21 | 1 |

| Surrogate | %Recovery | Qualifier | Limits | Prepared | Analyzed | Dil Fac |
|---|---|---|---|---|---|---|
| *Pentachloroethane* | *106* | | *60 - 144* | *07/24/14 15:31* | *07/24/14 22:21* | *1* |

## Method: 300.0 - Anions, Ion Chromatography

| Analyte | Result | Qualifier | PQL | MDL | Unit | D | Prepared | Analyzed | Dil Fac |
|---|---|---|---|---|---|---|---|---|---|
| **Chloride** | **4.6** | | 0.50 | 0.25 | mg/L | | | 07/30/14 17:07 | 1 |

## Method: 6020 - Metals (ICP/MS) - Total Recoverable

| Analyte | Result | Qualifier | PQL | MDL | Unit | D | Prepared | Analyzed | Dil Fac |
|---|---|---|---|---|---|---|---|---|---|
| Antimony | 2.3 | U | 5.0 | 2.3 | ug/L | | 07/24/14 13:30 | 07/30/14 09:39 | 1 |
| **Arsenic** | **7.7** | | 2.5 | 1.3 | ug/L | | 07/24/14 13:30 | 07/30/14 09:39 | 1 |
| **Barium** | **18** | | 5.0 | 1.3 | ug/L | | 07/24/14 13:30 | 07/30/14 09:39 | 1 |
| Beryllium | 0.25 | U | 0.50 | 0.25 | ug/L | | 07/24/14 13:30 | 07/30/14 09:39 | 1 |
| Cadmium | 0.095 | U | 0.50 | 0.095 | ug/L | | 07/24/14 13:30 | 07/30/14 09:39 | 1 |
| Chromium | 2.5 | U | 5.0 | 2.5 | ug/L | | 07/24/14 13:30 | 07/30/14 09:39 | 1 |
| **Cobalt** | **1.1** | | 0.50 | 0.15 | ug/L | | 07/24/14 13:30 | 07/30/14 09:39 | 1 |
| Copper | 1.1 | U | 5.0 | 1.1 | ug/L | | 07/24/14 13:30 | 07/30/14 09:39 | 1 |
| **Iron** | **2300** | | 100 | 33 | ug/L | | 07/24/14 13:30 | 07/30/14 09:39 | 1 |
| **Lead** | **1.3** | **I** | 1.5 | 0.20 | ug/L | | 07/24/14 13:30 | 07/30/14 09:39 | 1 |
| **Nickel** | **7.8** | | 5.0 | 2.0 | ug/L | | 07/24/14 13:30 | 07/30/14 09:39 | 1 |
| Selenium | 1.0 | U | 2.5 | 1.0 | ug/L | | 07/24/14 13:30 | 07/30/14 09:39 | 1 |
| Silver | 0.25 | U | 1.0 | 0.25 | ug/L | | 07/24/14 13:30 | 07/30/14 09:39 | 1 |
| **Sodium** | **8.9** | | 0.50 | 0.25 | mg/L | | 07/24/14 13:30 | 07/30/14 09:39 | 1 |
| Thallium | 0.50 | U | 1.0 | 0.50 | ug/L | | 07/24/14 13:30 | 07/30/14 09:39 | 1 |
| Vanadium | 3.8 | U | 10 | 3.8 | ug/L | | 07/24/14 13:30 | 07/30/14 09:39 | 1 |
| **Zinc** | **20** | | 20 | 8.3 | ug/L | | 07/24/14 13:30 | 07/30/14 09:39 | 1 |

## Method: 7470A - Mercury (CVAA)

| Analyte | Result | Qualifier | PQL | MDL | Unit | D | Prepared | Analyzed | Dil Fac |
|---|---|---|---|---|---|---|---|---|---|
| Mercury | 0.091 | U | 0.20 | 0.091 | ug/L | | 07/30/14 08:25 | 07/31/14 10:11 | 1 |

## General Chemistry

| Analyte | Result | Qualifier | PQL | MDL | Unit | D | Prepared | Analyzed | Dil Fac |
|---|---|---|---|---|---|---|---|---|---|
| **Ammonia** | **0.28** | | 0.050 | 0.026 | mg/L | | | 07/25/14 18:16 | 1 |
| Nitrate as N | 0.10 | U | 0.50 | 0.10 | mg/L | | | 07/23/14 16:55 | 1 |
| **Total Dissolved Solids** | **66** | | 5.0 | 5.0 | mg/L | | | 07/24/14 13:08 | 1 |

## Method: Field Sampling - Field Sampling

| Analyte | Result | Qualifier | PQL | MDL | Unit | D | Prepared | Analyzed | Dil Fac |
|---|---|---|---|---|---|---|---|---|---|
| **Color** | **Clear** | | | | No Unit | | | 07/22/14 14:35 | 1 |
| **Field pH** | **5.15** | | | | SU | | | 07/22/14 14:35 | 1 |
| **Field Temperature** | **25.6** | | | | Degrees C | | | 07/22/14 14:35 | 1 |

Client: CDM Smith, Inc.
Project/Site: Citrus County LF Semi-Annual (July 2014)

TestAmerica Job ID: 660-61845-1

**Client Sample ID: MW-7**
**Date Collected: 07/22/14 14:35**
**Date Received: 07/22/14 17:09**

**Lab Sample ID: 660-61845-4**
**Matrix: Ground Water**

**Method: Field Sampling - Field Sampling (Continued)**

| Analyte | Result | Qualifier | PQL | MDL | Unit | D | Prepared | Analyzed | Dil Fac |
|---|---|---|---|---|---|---|---|---|---|
| Oxygen, Dissolved | 0.15 | | | | mg/L | | | 07/22/14 14:35 | 1 |
| Sheen | No | | | | No Unit | | | 07/22/14 14:35 | 1 |
| Specific Conductance | 118 | | | | umhos/cm | | | 07/22/14 14:35 | 1 |
| Turbidity | 0.97 | | | | NTU | | | 07/22/14 14:35 | 1 |
| Water Level | 119.78 | | | | ft | | | 07/22/14 14:35 | 1 |

Client: CDM Smith, Inc.
Project/Site: Citrus County LF Semi-Annual (July 2014)

TestAmerica Job ID: 660-61845-1

**Client Sample ID: MW-12**
**Date Collected: 07/22/14 15:25**
**Date Received: 07/22/14 17:09**

**Lab Sample ID: 660-61845-5**
**Matrix: Ground Water**

**Method: 8260B - Volatile Organic Compounds (GC/MS)**

| Analyte | Result | Qualifier | PQL | MDL | Unit | D | Prepared | Analyzed | Dil Fac |
|---|---|---|---|---|---|---|---|---|---|
| 1,1,1,2-Tetrachloroethane | 0.63 | U | 1.0 | 0.63 | ug/L | | | 07/28/14 16:49 | 1 |
| 1,1,1-Trichloroethane | 0.46 | U | 1.0 | 0.46 | ug/L | | | 07/28/14 16:49 | 1 |
| 1,1,2,2-Tetrachloroethane | 0.15 | U | 1.0 | 0.15 | ug/L | | | 07/28/14 16:49 | 1 |
| 1,1,2-Trichloroethane | 0.47 | U | 1.0 | 0.47 | ug/L | | | 07/28/14 16:49 | 1 |
| 1,1-Dichloroethane | 0.52 | U | 1.0 | 0.52 | ug/L | | | 07/28/14 16:49 | 1 |
| 1,1-Dichloroethene | 0.45 | U | 1.0 | 0.45 | ug/L | | | 07/28/14 16:49 | 1 |
| 1,2,3-Trichloropropane | 0.18 | U | 1.0 | 0.18 | ug/L | | | 07/28/14 16:49 | 1 |
| 1,2-Dibromo-3-Chloropropane | 2.5 | U | 5.0 | 2.5 | ug/L | | | 07/28/14 16:49 | 1 |
| 1,2-Dichlorobenzene | 0.44 | U | 1.0 | 0.44 | ug/L | | | 07/28/14 16:49 | 1 |
| 1,2-Dichloroethane | 0.57 | U | 1.0 | 0.57 | ug/L | | | 07/28/14 16:49 | 1 |
| 1,2-Dichloropropane | 0.52 | U | 1.0 | 0.52 | ug/L | | | 07/28/14 16:49 | 1 |
| 1,4-Dichlorobenzene | 0.52 | U | 1.0 | 0.52 | ug/L | | | 07/28/14 16:49 | 1 |
| 2-Butanone | 8.4 | U | 10 | 8.4 | ug/L | | | 07/28/14 16:49 | 1 |
| 2-Hexanone | 4.4 | U | 10 | 4.4 | ug/L | | | 07/28/14 16:49 | 1 |
| Acetone | 9.9 | U | 20 | 9.9 | ug/L | | | 07/28/14 16:49 | 1 |
| Acrylonitrile | 1.2 | U | 10 | 1.2 | ug/L | | | 07/28/14 16:49 | 1 |
| Benzene | 0.50 | U | 1.0 | 0.50 | ug/L | | | 07/28/14 16:49 | 1 |
| Bromochloromethane | 0.58 | U | 1.0 | 0.58 | ug/L | | | 07/28/14 16:49 | 1 |
| Bromodichloromethane | 0.35 | U | 1.0 | 0.35 | ug/L | | | 07/28/14 16:49 | 1 |
| Bromoform | 0.58 | U | 1.0 | 0.58 | ug/L | | | 07/28/14 16:49 | 1 |
| Bromomethane | 2.5 | U | 5.0 | 2.5 | ug/L | | | 07/28/14 16:49 | 1 |
| Carbon disulfide | 1.0 | U | 2.0 | 1.0 | ug/L | | | 07/28/14 16:49 | 1 |
| Carbon tetrachloride | 0.42 | U | 1.0 | 0.42 | ug/L | | | 07/28/14 16:49 | 1 |
| Chlorobenzene | 0.63 | U | 1.0 | 0.63 | ug/L | | | 07/28/14 16:49 | 1 |
| Chloroethane | 2.5 | U | 5.0 | 2.5 | ug/L | | | 07/28/14 16:49 | 1 |
| Chloroform | 0.90 | U | 1.0 | 0.90 | ug/L | | | 07/28/14 16:49 | 1 |
| Chloromethane | 1.0 | U | 4.0 | 1.0 | ug/L | | | 07/28/14 16:49 | 1 |
| cis-1,2-Dichloroethene | 0.65 | U | 1.0 | 0.65 | ug/L | | | 07/28/14 16:49 | 1 |
| cis-1,3-Dichloropropene | 0.14 | U | 1.0 | 0.14 | ug/L | | | 07/28/14 16:49 | 1 |
| Dibromochloromethane | 0.34 | U | 1.0 | 0.34 | ug/L | | | 07/28/14 16:49 | 1 |
| Dibromomethane | 0.41 | U | 1.0 | 0.41 | ug/L | | | 07/28/14 16:49 | 1 |
| Ethylbenzene | 0.44 | U | 1.0 | 0.44 | ug/L | | | 07/28/14 16:49 | 1 |
| Ethylene Dibromide | 0.50 | U | 1.0 | 0.50 | ug/L | | | 07/28/14 16:49 | 1 |
| Iodomethane | 2.5 | U | 5.0 | 2.5 | ug/L | | | 07/28/14 16:49 | 1 |
| Methyl isobutyl ketone (MIBK) | 3.8 | U | 10 | 3.8 | ug/L | | | 07/28/14 16:49 | 1 |
| Methylene Chloride | 4.0 | U | 5.0 | 4.0 | ug/L | | | 07/28/14 16:49 | 1 |
| Styrene | 0.98 | U | 2.0 | 0.98 | ug/L | | | 07/28/14 16:49 | 1 |
| Tetrachloroethene | 0.50 | U | 1.0 | 0.50 | ug/L | | | 07/28/14 16:49 | 1 |
| Toluene | 0.51 | U | 1.0 | 0.51 | ug/L | | | 07/28/14 16:49 | 1 |
| trans-1,2-Dichloroethene | 0.44 | U | 1.0 | 0.44 | ug/L | | | 07/28/14 16:49 | 1 |
| trans-1,3-Dichloropropene | 0.14 | U | 1.0 | 0.14 | ug/L | | | 07/28/14 16:49 | 1 |
| trans-1,4-Dichloro-2-butene | 2.5 | U | 10 | 2.5 | ug/L | | | 07/28/14 16:49 | 1 |
| Trichloroethene | 0.50 | U | 1.0 | 0.50 | ug/L | | | 07/28/14 16:49 | 1 |
| Trichlorofluoromethane | 2.5 | U | 5.0 | 2.5 | ug/L | | | 07/28/14 16:49 | 1 |
| Vinyl acetate | 1.5 | U J3 | 10 | 1.5 | ug/L | | | 07/28/14 16:49 | 1 |
| Vinyl chloride | 0.50 | U | 1.0 | 0.50 | ug/L | | | 07/28/14 16:49 | 1 |
| Xylenes, Total | 0.50 | U | 3.0 | 0.50 | ug/L | | | 07/28/14 16:49 | 1 |

**Client Sample ID: MW-12**
**Date Collected: 07/22/14 15:25**
**Date Received: 07/22/14 17:09**

**Lab Sample ID: 660-61845-5**
**Matrix: Ground Water**

| *Surrogate* | *%Recovery* | *Qualifier* | *Limits* | *Prepared* | *Analyzed* | *Dil Fac* |
|---|---|---|---|---|---|---|
| *4-Bromofluorobenzene* | *102* | | *70 - 130* | | *07/28/14 16:49* | *1* |
| *Dibromofluoromethane* | *113* | | *70 - 130* | | *07/28/14 16:49* | *1* |
| *Toluene-d8 (Surr)* | *112* | | *70 - 130* | | *07/28/14 16:49* | *1* |

## Method: 8011 - EDB, DBCP, and 1,2,3-TCP (GC)

| Analyte | Result | Qualifier | PQL | MDL | Unit | D | Prepared | Analyzed | Dil Fac |
|---|---|---|---|---|---|---|---|---|---|
| Ethylene Dibromide | 0.0023 | U | 0.021 | 0.0023 | ug/L | | 07/24/14 15:31 | 07/24/14 22:33 | 1 |
| 1,2-Dibromo-3-Chloropropane | 0.0052 | U | 0.021 | 0.0052 | ug/L | | 07/24/14 15:31 | 07/24/14 22:33 | 1 |
| 1,2,3-Trichloropropane | 0.094 | U | 0.21 | 0.094 | ug/L | | 07/24/14 15:31 | 07/24/14 22:33 | 1 |

| *Surrogate* | *%Recovery* | *Qualifier* | *Limits* | *Prepared* | *Analyzed* | *Dil Fac* |
|---|---|---|---|---|---|---|
| *Pentachloroethane* | *109* | | *60 - 144* | *07/24/14 15:31* | *07/24/14 22:33* | *1* |

## Method: 300.0 - Anions, Ion Chromatography

| Analyte | Result | Qualifier | PQL | MDL | Unit | D | Prepared | Analyzed | Dil Fac |
|---|---|---|---|---|---|---|---|---|---|
| **Chloride** | **5.2** | | 0.50 | 0.25 | mg/L | | | 07/30/14 17:22 | 1 |

## Method: 6020 - Metals (ICP/MS) - Total Recoverable

| Analyte | Result | Qualifier | PQL | MDL | Unit | D | Prepared | Analyzed | Dil Fac |
|---|---|---|---|---|---|---|---|---|---|
| Antimony | 2.3 | U | 5.0 | 2.3 | ug/L | | 07/24/14 13:30 | 07/30/14 10:02 | 1 |
| **Arsenic** | **2.5** | | 2.5 | 1.3 | ug/L | | 07/24/14 13:30 | 07/30/14 10:02 | 1 |
| **Barium** | **15** | | 5.0 | 1.3 | ug/L | | 07/24/14 13:30 | 07/30/14 10:02 | 1 |
| Beryllium | 0.25 | U | 0.50 | 0.25 | ug/L | | 07/24/14 13:30 | 07/30/14 10:02 | 1 |
| Cadmium | 0.095 | U | 0.50 | 0.095 | ug/L | | 07/24/14 13:30 | 07/30/14 10:02 | 1 |
| Chromium | 2.5 | U | 5.0 | 2.5 | ug/L | | 07/24/14 13:30 | 07/30/14 10:02 | 1 |
| **Cobalt** | **0.62** | | 0.50 | 0.15 | ug/L | | 07/24/14 13:30 | 07/30/14 10:02 | 1 |
| Copper | 1.1 | U | 5.0 | 1.1 | ug/L | | 07/24/14 13:30 | 07/30/14 10:02 | 1 |
| **Iron** | **2700** | | 100 | 33 | ug/L | | 07/24/14 13:30 | 07/30/14 10:02 | 1 |
| Lead | 0.20 | U | 1.5 | 0.20 | ug/L | | 07/24/14 13:30 | 07/30/14 10:02 | 1 |
| Nickel | 2.0 | U | 5.0 | 2.0 | ug/L | | 07/24/14 13:30 | 07/30/14 10:02 | 1 |
| Selenium | 1.0 | U | 2.5 | 1.0 | ug/L | | 07/24/14 13:30 | 07/30/14 10:02 | 1 |
| Silver | 0.25 | U | 1.0 | 0.25 | ug/L | | 07/24/14 13:30 | 07/30/14 10:02 | 1 |
| **Sodium** | **2.9** | | 0.50 | 0.25 | mg/L | | 07/24/14 13:30 | 07/30/14 10:02 | 1 |
| Thallium | 0.50 | U | 1.0 | 0.50 | ug/L | | 07/24/14 13:30 | 07/30/14 10:02 | 1 |
| Vanadium | 3.8 | U | 10 | 3.8 | ug/L | | 07/24/14 13:30 | 07/30/14 10:02 | 1 |
| Zinc | 8.3 | U | 20 | 8.3 | ug/L | | 07/24/14 13:30 | 07/30/14 10:02 | 1 |

## Method: 7470A - Mercury (CVAA)

| Analyte | Result | Qualifier | PQL | MDL | Unit | D | Prepared | Analyzed | Dil Fac |
|---|---|---|---|---|---|---|---|---|---|
| Mercury | 0.091 | U | 0.20 | 0.091 | ug/L | | 07/30/14 08:25 | 07/31/14 10:20 | 1 |

## General Chemistry

| Analyte | Result | Qualifier | PQL | MDL | Unit | D | Prepared | Analyzed | Dil Fac |
|---|---|---|---|---|---|---|---|---|---|
| **Ammonia** | **0.30** | | 0.050 | 0.026 | mg/L | | | 07/25/14 18:25 | 1 |
| Nitrate as N | 0.10 | U | 0.50 | 0.10 | mg/L | | | 07/23/14 16:56 | 1 |
| **Total Dissolved Solids** | **280** | | 10 | 10 | mg/L | | | 07/24/14 13:08 | 1 |

## Method: Field Sampling - Field Sampling

| Analyte | Result | Qualifier | PQL | MDL | Unit | D | Prepared | Analyzed | Dil Fac |
|---|---|---|---|---|---|---|---|---|---|
| **Color** | **Clear** | | | | No Unit | | | 07/22/14 15:25 | 1 |
| **Field pH** | **6.74** | | | | SU | | | 07/22/14 15:25 | 1 |
| **Field Temperature** | **23.9** | | | | Degrees C | | | 07/22/14 15:25 | 1 |

Client: CDM Smith, Inc.
Project/Site: Citrus County LF Semi-Annual (July 2014)

TestAmerica Job ID: 660-61845-1

**Client Sample ID: MW-12**
**Date Collected: 07/22/14 15:25**
**Date Received: 07/22/14 17:09**

**Lab Sample ID: 660-61845-5**
**Matrix: Ground Water**

**Method: Field Sampling - Field Sampling (Continued)**

| Analyte | Result | Qualifier | PQL | MDL | Unit | D | Prepared | Analyzed | Dil Fac |
|---|---|---|---|---|---|---|---|---|---|
| Oxygen, Dissolved | 0.18 | | | | mg/L | | | 07/22/14 15:25 | 1 |
| Sheen | No | | | | No Unit | | | 07/22/14 15:25 | 1 |
| Specific Conductance | 584 | | | | umhos/cm | | | 07/22/14 15:25 | 1 |
| Turbidity | 3.14 | | | | NTU | | | 07/22/14 15:25 | 1 |
| Water Level | 97.86 | | | | ft | | | 07/22/14 15:25 | 1 |

Client: CDM Smith, Inc.
Project/Site: Citrus County LF Semi-Annual (July 2014)

TestAmerica Job ID: 660-61845-1

**Client Sample ID: MW-21**
**Date Collected: 07/22/14 12:45**
**Date Received: 07/22/14 17:09**

**Lab Sample ID: 660-61845-6**
**Matrix: Ground Water**

**Method: 8260B - Volatile Organic Compounds (GC/MS)**

| Analyte | Result | Qualifier | PQL | MDL | Unit | D | Prepared | Analyzed | Dil Fac |
|---|---|---|---|---|---|---|---|---|---|
| 1,1,1,2-Tetrachloroethane | 0.63 | U | 1.0 | 0.63 | ug/L | | | 07/28/14 17:08 | 1 |
| 1,1,1-Trichloroethane | 0.46 | U | 1.0 | 0.46 | ug/L | | | 07/28/14 17:08 | 1 |
| 1,1,2,2-Tetrachloroethane | 0.15 | U | 1.0 | 0.15 | ug/L | | | 07/28/14 17:08 | 1 |
| 1,1,2-Trichloroethane | 0.47 | U | 1.0 | 0.47 | ug/L | | | 07/28/14 17:08 | 1 |
| 1,1-Dichloroethane | 0.52 | U | 1.0 | 0.52 | ug/L | | | 07/28/14 17:08 | 1 |
| 1,1-Dichloroethene | 0.45 | U | 1.0 | 0.45 | ug/L | | | 07/28/14 17:08 | 1 |
| 1,2,3-Trichloropropane | 0.18 | U | 1.0 | 0.18 | ug/L | | | 07/28/14 17:08 | 1 |
| 1,2-Dibromo-3-Chloropropane | 2.5 | U | 5.0 | 2.5 | ug/L | | | 07/28/14 17:08 | 1 |
| 1,2-Dichlorobenzene | 0.44 | U | 1.0 | 0.44 | ug/L | | | 07/28/14 17:08 | 1 |
| 1,2-Dichloroethane | 0.57 | U | 1.0 | 0.57 | ug/L | | | 07/28/14 17:08 | 1 |
| 1,2-Dichloropropane | 0.52 | U | 1.0 | 0.52 | ug/L | | | 07/28/14 17:08 | 1 |
| **1,4-Dichlorobenzene** | **8.3** | | 1.0 | 0.52 | ug/L | | | 07/28/14 17:08 | 1 |
| 2-Butanone | 8.4 | U | 10 | 8.4 | ug/L | | | 07/28/14 17:08 | 1 |
| 2-Hexanone | 4.4 | U | 10 | 4.4 | ug/L | | | 07/28/14 17:08 | 1 |
| Acetone | 9.9 | U | 20 | 9.9 | ug/L | | | 07/28/14 17:08 | 1 |
| Acrylonitrile | 1.2 | U | 10 | 1.2 | ug/L | | | 07/28/14 17:08 | 1 |
| **Benzene** | **1.5** | | 1.0 | 0.50 | ug/L | | | 07/28/14 17:08 | 1 |
| Bromochloromethane | 0.58 | U | 1.0 | 0.58 | ug/L | | | 07/28/14 17:08 | 1 |
| Bromodichloromethane | 0.35 | U | 1.0 | 0.35 | ug/L | | | 07/28/14 17:08 | 1 |
| Bromoform | 0.58 | U | 1.0 | 0.58 | ug/L | | | 07/28/14 17:08 | 1 |
| Bromomethane | 2.5 | U | 5.0 | 2.5 | ug/L | | | 07/28/14 17:08 | 1 |
| Carbon disulfide | 1.0 | U | 2.0 | 1.0 | ug/L | | | 07/28/14 17:08 | 1 |
| Carbon tetrachloride | 0.42 | U | 1.0 | 0.42 | ug/L | | | 07/28/14 17:08 | 1 |
| **Chlorobenzene** | **1.1** | | 1.0 | 0.63 | ug/L | | | 07/28/14 17:08 | 1 |
| Chloroethane | 2.5 | U | 5.0 | 2.5 | ug/L | | | 07/28/14 17:08 | 1 |
| Chloroform | 0.90 | U | 1.0 | 0.90 | ug/L | | | 07/28/14 17:08 | 1 |
| Chloromethane | 1.0 | U | 4.0 | 1.0 | ug/L | | | 07/28/14 17:08 | 1 |
| **cis-1,2-Dichloroethene** | **1.6** | | 1.0 | 0.65 | ug/L | | | 07/28/14 17:08 | 1 |
| cis-1,3-Dichloropropene | 0.14 | U | 1.0 | 0.14 | ug/L | | | 07/28/14 17:08 | 1 |
| Dibromochloromethane | 0.34 | U | 1.0 | 0.34 | ug/L | | | 07/28/14 17:08 | 1 |
| Dibromomethane | 0.41 | U | 1.0 | 0.41 | ug/L | | | 07/28/14 17:08 | 1 |
| **Ethylbenzene** | **0.44** | **I** | 1.0 | 0.44 | ug/L | | | 07/28/14 17:08 | 1 |
| Ethylene Dibromide | 0.50 | U | 1.0 | 0.50 | ug/L | | | 07/28/14 17:08 | 1 |
| Iodomethane | 2.5 | U | 5.0 | 2.5 | ug/L | | | 07/28/14 17:08 | 1 |
| Methyl isobutyl ketone (MIBK) | 3.8 | U | 10 | 3.8 | ug/L | | | 07/28/14 17:08 | 1 |
| Methylene Chloride | 4.0 | U | 5.0 | 4.0 | ug/L | | | 07/28/14 17:08 | 1 |
| Styrene | 0.98 | U | 2.0 | 0.98 | ug/L | | | 07/28/14 17:08 | 1 |
| Tetrachloroethene | 0.50 | U | 1.0 | 0.50 | ug/L | | | 07/28/14 17:08 | 1 |
| Toluene | 0.51 | U | 1.0 | 0.51 | ug/L | | | 07/28/14 17:08 | 1 |
| trans-1,2-Dichloroethene | 0.44 | U | 1.0 | 0.44 | ug/L | | | 07/28/14 17:08 | 1 |
| trans-1,3-Dichloropropene | 0.14 | U | 1.0 | 0.14 | ug/L | | | 07/28/14 17:08 | 1 |
| trans-1,4-Dichloro-2-butene | 2.5 | U | 10 | 2.5 | ug/L | | | 07/28/14 17:08 | 1 |
| Trichloroethene | 0.50 | U | 1.0 | 0.50 | ug/L | | | 07/28/14 17:08 | 1 |
| Trichlorofluoromethane | 2.5 | U | 5.0 | 2.5 | ug/L | | | 07/28/14 17:08 | 1 |
| Vinyl acetate | 1.5 | U J3 | 10 | 1.5 | ug/L | | | 07/28/14 17:08 | 1 |
| **Vinyl chloride** | **0.52** | **I** | 1.0 | 0.50 | ug/L | | | 07/28/14 17:08 | 1 |
| Xylenes, Total | 0.50 | U | 3.0 | 0.50 | ug/L | | | 07/28/14 17:08 | 1 |

**Client Sample ID: MW-21**
**Date Collected: 07/22/14 12:45**
**Date Received: 07/22/14 17:09**

**Lab Sample ID: 660-61845-6**
**Matrix: Ground Water**

| *Surrogate* | *%Recovery* | *Qualifier* | *Limits* | *Prepared* | *Analyzed* | *Dil Fac* |
|---|---|---|---|---|---|---|
| *4-Bromofluorobenzene* | *101* | | *70 - 130* | | *07/28/14 17:08* | *1* |
| *Dibromofluoromethane* | *111* | | *70 - 130* | | *07/28/14 17:08* | *1* |
| *Toluene-d8 (Surr)* | *108* | | *70 - 130* | | *07/28/14 17:08* | *1* |

## Method: 8011 - EDB, DBCP, and 1,2,3-TCP (GC)

| Analyte | Result | Qualifier | PQL | MDL | Unit | D | Prepared | Analyzed | Dil Fac |
|---|---|---|---|---|---|---|---|---|---|
| Ethylene Dibromide | 0.0023 | U | 0.021 | 0.0023 | ug/L | | 07/24/14 17:27 | 07/24/14 22:45 | 1 |
| 1,2-Dibromo-3-Chloropropane | 0.0052 | U | 0.021 | 0.0052 | ug/L | | 07/24/14 17:27 | 07/24/14 22:45 | 1 |
| 1,2,3-Trichloropropane | 0.094 | U | 0.21 | 0.094 | ug/L | | 07/24/14 17:27 | 07/24/14 22:45 | 1 |

| *Surrogate* | *%Recovery* | *Qualifier* | *Limits* | *Prepared* | *Analyzed* | *Dil Fac* |
|---|---|---|---|---|---|---|
| *Pentachloroethane* | *114* | | *60 - 144* | *07/24/14 17:27* | *07/24/14 22:45* | *1* |

## Method: 300.0 - Anions, Ion Chromatography

| Analyte | Result | Qualifier | PQL | MDL | Unit | D | Prepared | Analyzed | Dil Fac |
|---|---|---|---|---|---|---|---|---|---|
| **Chloride** | **4.4** | | 0.50 | 0.25 | mg/L | | | 07/30/14 17:38 | 1 |

## Method: 6020 - Metals (ICP/MS) - Total Recoverable

| Analyte | Result | Qualifier | PQL | MDL | Unit | D | Prepared | Analyzed | Dil Fac |
|---|---|---|---|---|---|---|---|---|---|
| Antimony | 2.3 | U | 5.0 | 2.3 | ug/L | | 07/24/14 13:30 | 07/30/14 10:09 | 1 |
| **Arsenic** | **3.4** | | 2.5 | 1.3 | ug/L | | 07/24/14 13:30 | 07/30/14 10:09 | 1 |
| **Barium** | **35** | | 5.0 | 1.3 | ug/L | | 07/24/14 13:30 | 07/30/14 10:09 | 1 |
| Beryllium | 0.25 | U | 0.50 | 0.25 | ug/L | | 07/24/14 13:30 | 07/30/14 10:09 | 1 |
| **Cadmium** | **0.17** | **I** | 0.50 | 0.095 | ug/L | | 07/24/14 13:30 | 07/30/14 10:09 | 1 |
| **Chromium** | **4.2** | **I** | 5.0 | 2.5 | ug/L | | 07/24/14 13:30 | 07/30/14 10:09 | 1 |
| **Cobalt** | **0.46** | **I** | 0.50 | 0.15 | ug/L | | 07/24/14 13:30 | 07/30/14 10:09 | 1 |
| Copper | 1.1 | U | 5.0 | 1.1 | ug/L | | 07/24/14 13:30 | 07/30/14 10:09 | 1 |
| **Iron** | **1200** | | 100 | 33 | ug/L | | 07/24/14 13:30 | 07/30/14 10:09 | 1 |
| **Lead** | **1.8** | | 1.5 | 0.20 | ug/L | | 07/24/14 13:30 | 07/30/14 10:09 | 1 |
| Nickel | 2.0 | U | 5.0 | 2.0 | ug/L | | 07/24/14 13:30 | 07/30/14 10:09 | 1 |
| Selenium | 1.0 | U | 2.5 | 1.0 | ug/L | | 07/24/14 13:30 | 07/30/14 10:09 | 1 |
| Silver | 0.25 | U | 1.0 | 0.25 | ug/L | | 07/24/14 13:30 | 07/30/14 10:09 | 1 |
| **Sodium** | **1.7** | | 0.50 | 0.25 | mg/L | | 07/24/14 13:30 | 07/30/14 10:09 | 1 |
| Thallium | 0.50 | U | 1.0 | 0.50 | ug/L | | 07/24/14 13:30 | 07/30/14 10:09 | 1 |
| **Vanadium** | **4.6** | **I** | 10 | 3.8 | ug/L | | 07/24/14 13:30 | 07/30/14 10:09 | 1 |
| Zinc | 8.3 | U | 20 | 8.3 | ug/L | | 07/24/14 13:30 | 07/30/14 10:09 | 1 |

## Method: 6020 - Metals (ICP/MS) - Dissolved

| Analyte | Result | Qualifier | PQL | MDL | Unit | D | Prepared | Analyzed | Dil Fac |
|---|---|---|---|---|---|---|---|---|---|
| Antimony | 2.3 | U | 5.0 | 2.3 | ug/L | | 07/24/14 13:30 | 07/30/14 10:38 | 1 |
| **Arsenic** | **2.9** | | 2.5 | 1.3 | ug/L | | 07/24/14 13:30 | 07/30/14 10:38 | 1 |
| **Barium** | **2.9** | **I** | 5.0 | 1.3 | ug/L | | 07/24/14 13:30 | 07/30/14 10:38 | 1 |
| Beryllium | 0.25 | U | 0.50 | 0.25 | ug/L | | 07/24/14 13:30 | 07/30/14 10:38 | 1 |
| **Cadmium** | **0.18** | **I** | 0.50 | 0.095 | ug/L | | 07/24/14 13:30 | 07/30/14 10:38 | 1 |
| Chromium | 2.5 | U | 5.0 | 2.5 | ug/L | | 07/24/14 13:30 | 07/30/14 10:38 | 1 |
| **Cobalt** | **0.28** | **I** | 0.50 | 0.15 | ug/L | | 07/24/14 13:30 | 07/30/14 10:38 | 1 |
| **Copper** | **1.6** | **I** | 5.0 | 1.1 | ug/L | | 07/24/14 13:30 | 07/30/14 10:38 | 1 |
| **Iron** | **710** | | 100 | 33 | ug/L | | 07/24/14 13:30 | 07/30/14 10:38 | 1 |
| **Lead** | **0.39** | **I** | 1.5 | 0.20 | ug/L | | 07/24/14 13:30 | 07/30/14 10:38 | 1 |
| Nickel | 2.0 | U | 5.0 | 2.0 | ug/L | | 07/24/14 13:30 | 07/30/14 10:38 | 1 |
| Selenium | 1.0 | U | 2.5 | 1.0 | ug/L | | 07/24/14 13:30 | 07/30/14 10:38 | 1 |

Client: CDM Smith, Inc.
Project/Site: Citrus County LF Semi-Annual (July 2014)

TestAmerica Job ID: 660-61845-1

**Client Sample ID: MW-21**
**Date Collected: 07/22/14 12:45**
**Date Received: 07/22/14 17:09**

**Lab Sample ID: 660-61845-6**
**Matrix: Ground Water**

### Method: 6020 - Metals (ICP/MS) - Dissolved (Continued)

| Analyte | Result | Qualifier | PQL | MDL | Unit | D | Prepared | Analyzed | Dil Fac |
|---|---|---|---|---|---|---|---|---|---|
| Silver | 0.25 | U | 1.0 | 0.25 | ug/L | | 07/24/14 13:30 | 07/30/14 10:38 | 1 |
| **Sodium** | **1.4** | | 0.50 | 0.25 | mg/L | | 07/24/14 13:30 | 07/30/14 10:38 | 1 |
| Thallium | 0.50 | U | 1.0 | 0.50 | ug/L | | 07/24/14 13:30 | 07/30/14 10:38 | 1 |
| Vanadium | 3.8 | U | 10 | 3.8 | ug/L | | 07/24/14 13:30 | 07/30/14 10:38 | 1 |
| Zinc | 8.3 | U | 20 | 8.3 | ug/L | | 07/24/14 13:30 | 07/30/14 10:38 | 1 |

### Method: 7470A - Mercury (CVAA)

| Analyte | Result | Qualifier | PQL | MDL | Unit | D | Prepared | Analyzed | Dil Fac |
|---|---|---|---|---|---|---|---|---|---|
| Mercury | 0.091 | U | 0.20 | 0.091 | ug/L | | 07/30/14 08:25 | 07/31/14 10:23 | 1 |

### Method: 7470A - Mercury (CVAA) - Dissolved

| Analyte | Result | Qualifier | PQL | MDL | Unit | D | Prepared | Analyzed | Dil Fac |
|---|---|---|---|---|---|---|---|---|---|
| Mercury | 0.091 | U | 0.20 | 0.091 | ug/L | | 07/30/14 08:25 | 07/31/14 10:26 | 1 |

### General Chemistry

| Analyte | Result | Qualifier | PQL | MDL | Unit | D | Prepared | Analyzed | Dil Fac |
|---|---|---|---|---|---|---|---|---|---|
| **Ammonia** | **2.5** | | 0.10 | 0.052 | mg/L | | | 07/25/14 17:32 | 2 |
| Nitrate as N | 0.10 | U | 0.50 | 0.10 | mg/L | | | 07/23/14 16:57 | 1 |
| **Total Dissolved Solids** | **42** | | 5.0 | 5.0 | mg/L | | | 07/24/14 13:08 | 1 |

### Method: Field Sampling - Field Sampling

| Analyte | Result | Qualifier | PQL | MDL | Unit | D | Prepared | Analyzed | Dil Fac |
|---|---|---|---|---|---|---|---|---|---|
| **Color** | **Lt. cloudy** | | | | No Unit | | | 07/22/14 12:45 | 1 |
| **Field pH** | **4.57** | | | | SU | | | 07/22/14 12:45 | 1 |
| **Field Temperature** | **24.8** | | | | Degrees C | | | 07/22/14 12:45 | 1 |
| **Oxygen, Dissolved** | **0.48** | | | | mg/L | | | 07/22/14 12:45 | 1 |
| **Sheen** | **No** | | | | No Unit | | | 07/22/14 12:45 | 1 |
| **Specific Conductance** | **77** | | | | umhos/cm | | | 07/22/14 12:45 | 1 |
| **Turbidity** | **33.1** | | | | NTU | | | 07/22/14 12:45 | 1 |
| **Water Level** | **109.02** | | | | ft | | | 07/22/14 12:45 | 1 |

Client: CDM Smith, Inc.
Project/Site: Citrus County LF Semi-Annual (July 2014)

TestAmerica Job ID: 660-61845-1

**Client Sample ID: MW-3**
**Date Collected: 07/22/14 14:45**
**Date Received: 07/22/14 17:09**

**Lab Sample ID: 660-61845-7**
**Matrix: Ground Water**

**Method: 8260B - Volatile Organic Compounds (GC/MS)**

| Analyte | Result | Qualifier | PQL | MDL | Unit | D | Prepared | Analyzed | Dil Fac |
|---|---|---|---|---|---|---|---|---|---|
| 1,1,1,2-Tetrachloroethane | 0.63 | U | 1.0 | 0.63 | ug/L | | | 07/28/14 17:27 | 1 |
| 1,1,1-Trichloroethane | 0.46 | U | 1.0 | 0.46 | ug/L | | | 07/28/14 17:27 | 1 |
| 1,1,2,2-Tetrachloroethane | 0.15 | U | 1.0 | 0.15 | ug/L | | | 07/28/14 17:27 | 1 |
| 1,1,2-Trichloroethane | 0.47 | U | 1.0 | 0.47 | ug/L | | | 07/28/14 17:27 | 1 |
| 1,1-Dichloroethane | 0.52 | U | 1.0 | 0.52 | ug/L | | | 07/28/14 17:27 | 1 |
| 1,1-Dichloroethene | 0.45 | U | 1.0 | 0.45 | ug/L | | | 07/28/14 17:27 | 1 |
| 1,2,3-Trichloropropane | 0.18 | U | 1.0 | 0.18 | ug/L | | | 07/28/14 17:27 | 1 |
| 1,2-Dibromo-3-Chloropropane | 2.5 | U | 5.0 | 2.5 | ug/L | | | 07/28/14 17:27 | 1 |
| 1,2-Dichlorobenzene | 0.44 | U | 1.0 | 0.44 | ug/L | | | 07/28/14 17:27 | 1 |
| 1,2-Dichloroethane | 0.57 | U | 1.0 | 0.57 | ug/L | | | 07/28/14 17:27 | 1 |
| 1,2-Dichloropropane | 0.52 | U | 1.0 | 0.52 | ug/L | | | 07/28/14 17:27 | 1 |
| 1,4-Dichlorobenzene | 0.52 | U | 1.0 | 0.52 | ug/L | | | 07/28/14 17:27 | 1 |
| 2-Butanone | 8.4 | U | 10 | 8.4 | ug/L | | | 07/28/14 17:27 | 1 |
| 2-Hexanone | 4.4 | U | 10 | 4.4 | ug/L | | | 07/28/14 17:27 | 1 |
| Acetone | 9.9 | U | 20 | 9.9 | ug/L | | | 07/28/14 17:27 | 1 |
| Acrylonitrile | 1.2 | U | 10 | 1.2 | ug/L | | | 07/28/14 17:27 | 1 |
| Benzene | 0.50 | U | 1.0 | 0.50 | ug/L | | | 07/28/14 17:27 | 1 |
| Bromochloromethane | 0.58 | U | 1.0 | 0.58 | ug/L | | | 07/28/14 17:27 | 1 |
| Bromodichloromethane | 0.35 | U | 1.0 | 0.35 | ug/L | | | 07/28/14 17:27 | 1 |
| Bromoform | 0.58 | U | 1.0 | 0.58 | ug/L | | | 07/28/14 17:27 | 1 |
| Bromomethane | 2.5 | U | 5.0 | 2.5 | ug/L | | | 07/28/14 17:27 | 1 |
| Carbon disulfide | 1.0 | U | 2.0 | 1.0 | ug/L | | | 07/28/14 17:27 | 1 |
| Carbon tetrachloride | 0.42 | U | 1.0 | 0.42 | ug/L | | | 07/28/14 17:27 | 1 |
| Chlorobenzene | 0.63 | U | 1.0 | 0.63 | ug/L | | | 07/28/14 17:27 | 1 |
| Chloroethane | 2.5 | U | 5.0 | 2.5 | ug/L | | | 07/28/14 17:27 | 1 |
| Chloroform | 0.90 | U | 1.0 | 0.90 | ug/L | | | 07/28/14 17:27 | 1 |
| Chloromethane | 1.0 | U | 4.0 | 1.0 | ug/L | | | 07/28/14 17:27 | 1 |
| cis-1,2-Dichloroethene | 0.65 | U | 1.0 | 0.65 | ug/L | | | 07/28/14 17:27 | 1 |
| cis-1,3-Dichloropropene | 0.14 | U | 1.0 | 0.14 | ug/L | | | 07/28/14 17:27 | 1 |
| Dibromochloromethane | 0.34 | U | 1.0 | 0.34 | ug/L | | | 07/28/14 17:27 | 1 |
| Dibromomethane | 0.41 | U | 1.0 | 0.41 | ug/L | | | 07/28/14 17:27 | 1 |
| Ethylbenzene | 0.44 | U | 1.0 | 0.44 | ug/L | | | 07/28/14 17:27 | 1 |
| Ethylene Dibromide | 0.50 | U | 1.0 | 0.50 | ug/L | | | 07/28/14 17:27 | 1 |
| Iodomethane | 2.5 | U | 5.0 | 2.5 | ug/L | | | 07/28/14 17:27 | 1 |
| Methyl isobutyl ketone (MIBK) | 3.8 | U | 10 | 3.8 | ug/L | | | 07/28/14 17:27 | 1 |
| Methylene Chloride | 4.0 | U | 5.0 | 4.0 | ug/L | | | 07/28/14 17:27 | 1 |
| Styrene | 0.98 | U | 2.0 | 0.98 | ug/L | | | 07/28/14 17:27 | 1 |
| Tetrachloroethene | 0.50 | U | 1.0 | 0.50 | ug/L | | | 07/28/14 17:27 | 1 |
| Toluene | 0.51 | U | 1.0 | 0.51 | ug/L | | | 07/28/14 17:27 | 1 |
| trans-1,2-Dichloroethene | 0.44 | U | 1.0 | 0.44 | ug/L | | | 07/28/14 17:27 | 1 |
| trans-1,3-Dichloropropene | 0.14 | U | 1.0 | 0.14 | ug/L | | | 07/28/14 17:27 | 1 |
| trans-1,4-Dichloro-2-butene | 2.5 | U | 10 | 2.5 | ug/L | | | 07/28/14 17:27 | 1 |
| Trichloroethene | 0.50 | U | 1.0 | 0.50 | ug/L | | | 07/28/14 17:27 | 1 |
| Trichlorofluoromethane | 2.5 | U | 5.0 | 2.5 | ug/L | | | 07/28/14 17:27 | 1 |
| Vinyl acetate | 1.5 | U J3 | 10 | 1.5 | ug/L | | | 07/28/14 17:27 | 1 |
| Vinyl chloride | 0.50 | U | 1.0 | 0.50 | ug/L | | | 07/28/14 17:27 | 1 |
| Xylenes, Total | 0.50 | U | 3.0 | 0.50 | ug/L | | | 07/28/14 17:27 | 1 |

## Client Sample ID: MW-3

**Date Collected: 07/22/14 14:45**
**Date Received: 07/22/14 17:09**

## Lab Sample ID: 660-61845-7

**Matrix: Ground Water**

| *Surrogate* | *%Recovery* | *Qualifier* | *Limits* | *Prepared* | *Analyzed* | *Dil Fac* |
|---|---|---|---|---|---|---|
| *4-Bromofluorobenzene* | *101* | | *70 - 130* | | *07/28/14 17:27* | *1* |
| *Dibromofluoromethane* | *105* | | *70 - 130* | | *07/28/14 17:27* | *1* |
| *Toluene-d8 (Surr)* | *109* | | *70 - 130* | | *07/28/14 17:27* | *1* |

### Method: 8011 - EDB, DBCP, and 1,2,3-TCP (GC)

| Analyte | Result | Qualifier | PQL | MDL | Unit | D | Prepared | Analyzed | Dil Fac |
|---|---|---|---|---|---|---|---|---|---|
| Ethylene Dibromide | 0.0023 | U | 0.021 | 0.0023 | ug/L | | 07/24/14 15:31 | 07/24/14 22:57 | 1 |
| 1,2-Dibromo-3-Chloropropane | 0.0052 | U | 0.021 | 0.0052 | ug/L | | 07/24/14 15:31 | 07/24/14 22:57 | 1 |
| 1,2,3-Trichloropropane | 0.094 | U | 0.21 | 0.094 | ug/L | | 07/24/14 15:31 | 07/24/14 22:57 | 1 |

| *Surrogate* | *%Recovery* | *Qualifier* | *Limits* | *Prepared* | *Analyzed* | *Dil Fac* |
|---|---|---|---|---|---|---|
| *Pentachloroethane* | *107* | | *60 - 144* | *07/24/14 15:31* | *07/24/14 22:57* | *1* |

### Method: 300.0 - Anions, Ion Chromatography

| Analyte | Result | Qualifier | PQL | MDL | Unit | D | Prepared | Analyzed | Dil Fac |
|---|---|---|---|---|---|---|---|---|---|
| **Chloride** | **8.8** | | 0.50 | 0.25 | mg/L | | | 07/30/14 17:53 | 1 |

### Method: 6020 - Metals (ICP/MS) - Total Recoverable

| Analyte | Result | Qualifier | PQL | MDL | Unit | D | Prepared | Analyzed | Dil Fac |
|---|---|---|---|---|---|---|---|---|---|
| Antimony | 2.3 | U | 5.0 | 2.3 | ug/L | | 07/24/14 13:30 | 07/30/14 10:16 | 1 |
| Arsenic | 1.3 | U | 2.5 | 1.3 | ug/L | | 07/24/14 13:30 | 07/30/14 10:16 | 1 |
| **Barium** | **17** | | 5.0 | 1.3 | ug/L | | 07/24/14 13:30 | 07/30/14 10:16 | 1 |
| Beryllium | 0.25 | U | 0.50 | 0.25 | ug/L | | 07/24/14 13:30 | 07/30/14 10:16 | 1 |
| **Cadmium** | **0.44** | **I** | 0.50 | 0.095 | ug/L | | 07/24/14 13:30 | 07/30/14 10:16 | 1 |
| Chromium | 2.5 | U | 5.0 | 2.5 | ug/L | | 07/24/14 13:30 | 07/30/14 10:16 | 1 |
| **Cobalt** | **0.56** | | 0.50 | 0.15 | ug/L | | 07/24/14 13:30 | 07/30/14 10:16 | 1 |
| **Copper** | **48** | | 5.0 | 1.1 | ug/L | | 07/24/14 13:30 | 07/30/14 10:16 | 1 |
| **Iron** | **100** | | 100 | 33 | ug/L | | 07/24/14 13:30 | 07/30/14 10:16 | 1 |
| **Lead** | **2.9** | | 1.5 | 0.20 | ug/L | | 07/24/14 13:30 | 07/30/14 10:16 | 1 |
| **Nickel** | **10** | | 5.0 | 2.0 | ug/L | | 07/24/14 13:30 | 07/30/14 10:16 | 1 |
| Selenium | 1.0 | U | 2.5 | 1.0 | ug/L | | 07/24/14 13:30 | 07/30/14 10:16 | 1 |
| Silver | 0.25 | U | 1.0 | 0.25 | ug/L | | 07/24/14 13:30 | 07/30/14 10:16 | 1 |
| **Sodium** | **5.7** | | 0.50 | 0.25 | mg/L | | 07/24/14 13:30 | 07/30/14 10:16 | 1 |
| Thallium | 0.50 | U | 1.0 | 0.50 | ug/L | | 07/24/14 13:30 | 07/30/14 10:16 | 1 |
| Vanadium | 3.8 | U | 10 | 3.8 | ug/L | | 07/24/14 13:30 | 07/30/14 10:16 | 1 |
| **Zinc** | **170** | | 20 | 8.3 | ug/L | | 07/24/14 13:30 | 07/30/14 10:16 | 1 |

### Method: 7470A - Mercury (CVAA)

| Analyte | Result | Qualifier | PQL | MDL | Unit | D | Prepared | Analyzed | Dil Fac |
|---|---|---|---|---|---|---|---|---|---|
| Mercury | 0.091 | U | 0.20 | 0.091 | ug/L | | 07/30/14 08:25 | 07/31/14 10:29 | 1 |

### General Chemistry

| Analyte | Result | Qualifier | PQL | MDL | Unit | D | Prepared | Analyzed | Dil Fac |
|---|---|---|---|---|---|---|---|---|---|
| **Ammonia** | **0.14** | **J3** | 0.050 | 0.026 | mg/L | | | 07/25/14 18:26 | 1 |
| **Nitrate as N** | **3.0** | | 1.0 | 0.20 | mg/L | | | 07/23/14 17:05 | 2 |
| **Total Dissolved Solids** | **46** | | 5.0 | 5.0 | mg/L | | | 07/24/14 13:08 | 1 |

### Method: Field Sampling - Field Sampling

| Analyte | Result | Qualifier | PQL | MDL | Unit | D | Prepared | Analyzed | Dil Fac |
|---|---|---|---|---|---|---|---|---|---|
| **Color** | **Clear** | | | | No Unit | | | 07/22/14 14:45 | 1 |
| **Field pH** | **4.88** | | | | SU | | | 07/22/14 14:45 | 1 |
| **Field Temperature** | **26.2** | | | | Degrees C | | | 07/22/14 14:45 | 1 |

Client: CDM Smith, Inc.
Project/Site: Citrus County LF Semi-Annual (July 2014)

TestAmerica Job ID: 660-61845-1

**Client Sample ID: MW-3**
**Date Collected: 07/22/14 14:45**
**Date Received: 07/22/14 17:09**

**Lab Sample ID: 660-61845-7**
**Matrix: Ground Water**

**Method: Field Sampling - Field Sampling (Continued)**

| Analyte | Result | Qualifier | PQL | MDL | Unit | D | Prepared | Analyzed | Dil Fac |
|---|---|---|---|---|---|---|---|---|---|
| Oxygen, Dissolved | 1.37 | | | | mg/L | | | 07/22/14 14:45 | 1 |
| Sheen | No | | | | No Unit | | | 07/22/14 14:45 | 1 |
| Specific Conductance | 67 | | | | umhos/cm | | | 07/22/14 14:45 | 1 |
| Turbidity | 4.60 | | | | NTU | | | 07/22/14 14:45 | 1 |
| Water Level | 113.41 | | | | ft | | | 07/22/14 14:45 | 1 |

Client: CDM Smith, Inc.
Project/Site: Citrus County LF Semi-Annual (July 2014)

TestAmerica Job ID: 660-61845-1

**Client Sample ID: MW-11**
**Date Collected: 07/22/14 15:35**
**Date Received: 07/22/14 17:09**

**Lab Sample ID: 660-61845-8**
**Matrix: Ground Water**

**Method: 8260B - Volatile Organic Compounds (GC/MS)**

| Analyte | Result | Qualifier | PQL | MDL | Unit | D | Prepared | Analyzed | Dil Fac |
|---|---|---|---|---|---|---|---|---|---|
| 1,1,1,2-Tetrachloroethane | 0.63 | U | 1.0 | 0.63 | ug/L | | | 07/28/14 17:45 | 1 |
| 1,1,1-Trichloroethane | 0.46 | U | 1.0 | 0.46 | ug/L | | | 07/28/14 17:45 | 1 |
| 1,1,2,2-Tetrachloroethane | 0.15 | U | 1.0 | 0.15 | ug/L | | | 07/28/14 17:45 | 1 |
| 1,1,2-Trichloroethane | 0.47 | U | 1.0 | 0.47 | ug/L | | | 07/28/14 17:45 | 1 |
| 1,1-Dichloroethane | 0.52 | U | 1.0 | 0.52 | ug/L | | | 07/28/14 17:45 | 1 |
| 1,1-Dichloroethene | 0.45 | U | 1.0 | 0.45 | ug/L | | | 07/28/14 17:45 | 1 |
| 1,2,3-Trichloropropane | 0.18 | U | 1.0 | 0.18 | ug/L | | | 07/28/14 17:45 | 1 |
| 1,2-Dibromo-3-Chloropropane | 2.5 | U | 5.0 | 2.5 | ug/L | | | 07/28/14 17:45 | 1 |
| 1,2-Dichlorobenzene | 0.44 | U | 1.0 | 0.44 | ug/L | | | 07/28/14 17:45 | 1 |
| 1,2-Dichloroethane | 0.57 | U | 1.0 | 0.57 | ug/L | | | 07/28/14 17:45 | 1 |
| 1,2-Dichloropropane | 0.52 | U | 1.0 | 0.52 | ug/L | | | 07/28/14 17:45 | 1 |
| 1,4-Dichlorobenzene | 0.52 | U | 1.0 | 0.52 | ug/L | | | 07/28/14 17:45 | 1 |
| 2-Butanone | 8.4 | U | 10 | 8.4 | ug/L | | | 07/28/14 17:45 | 1 |
| 2-Hexanone | 4.4 | U | 10 | 4.4 | ug/L | | | 07/28/14 17:45 | 1 |
| Acetone | 9.9 | U | 20 | 9.9 | ug/L | | | 07/28/14 17:45 | 1 |
| Acrylonitrile | 1.2 | U | 10 | 1.2 | ug/L | | | 07/28/14 17:45 | 1 |
| Benzene | 0.50 | U | 1.0 | 0.50 | ug/L | | | 07/28/14 17:45 | 1 |
| Bromochloromethane | 0.58 | U | 1.0 | 0.58 | ug/L | | | 07/28/14 17:45 | 1 |
| Bromodichloromethane | 0.35 | U | 1.0 | 0.35 | ug/L | | | 07/28/14 17:45 | 1 |
| Bromoform | 0.58 | U | 1.0 | 0.58 | ug/L | | | 07/28/14 17:45 | 1 |
| Bromomethane | 2.5 | U | 5.0 | 2.5 | ug/L | | | 07/28/14 17:45 | 1 |
| Carbon disulfide | 1.0 | U | 2.0 | 1.0 | ug/L | | | 07/28/14 17:45 | 1 |
| Carbon tetrachloride | 0.42 | U | 1.0 | 0.42 | ug/L | | | 07/28/14 17:45 | 1 |
| Chlorobenzene | 0.63 | U | 1.0 | 0.63 | ug/L | | | 07/28/14 17:45 | 1 |
| Chloroethane | 2.5 | U | 5.0 | 2.5 | ug/L | | | 07/28/14 17:45 | 1 |
| Chloroform | 0.90 | U | 1.0 | 0.90 | ug/L | | | 07/28/14 17:45 | 1 |
| Chloromethane | 1.0 | U | 4.0 | 1.0 | ug/L | | | 07/28/14 17:45 | 1 |
| cis-1,2-Dichloroethene | 0.65 | U | 1.0 | 0.65 | ug/L | | | 07/28/14 17:45 | 1 |
| cis-1,3-Dichloropropene | 0.14 | U | 1.0 | 0.14 | ug/L | | | 07/28/14 17:45 | 1 |
| Dibromochloromethane | 0.34 | U | 1.0 | 0.34 | ug/L | | | 07/28/14 17:45 | 1 |
| Dibromomethane | 0.41 | U | 1.0 | 0.41 | ug/L | | | 07/28/14 17:45 | 1 |
| Ethylbenzene | 0.44 | U | 1.0 | 0.44 | ug/L | | | 07/28/14 17:45 | 1 |
| Ethylene Dibromide | 0.50 | U | 1.0 | 0.50 | ug/L | | | 07/28/14 17:45 | 1 |
| Iodomethane | 2.5 | U | 5.0 | 2.5 | ug/L | | | 07/28/14 17:45 | 1 |
| Methyl isobutyl ketone (MIBK) | 3.8 | U | 10 | 3.8 | ug/L | | | 07/28/14 17:45 | 1 |
| Methylene Chloride | 4.0 | U | 5.0 | 4.0 | ug/L | | | 07/28/14 17:45 | 1 |
| Styrene | 0.98 | U | 2.0 | 0.98 | ug/L | | | 07/28/14 17:45 | 1 |
| Tetrachloroethene | 0.50 | U | 1.0 | 0.50 | ug/L | | | 07/28/14 17:45 | 1 |
| Toluene | 0.51 | U | 1.0 | 0.51 | ug/L | | | 07/28/14 17:45 | 1 |
| trans-1,2-Dichloroethene | 0.44 | U | 1.0 | 0.44 | ug/L | | | 07/28/14 17:45 | 1 |
| trans-1,3-Dichloropropene | 0.14 | U | 1.0 | 0.14 | ug/L | | | 07/28/14 17:45 | 1 |
| trans-1,4-Dichloro-2-butene | 2.5 | U | 10 | 2.5 | ug/L | | | 07/28/14 17:45 | 1 |
| Trichloroethene | 0.50 | U | 1.0 | 0.50 | ug/L | | | 07/28/14 17:45 | 1 |
| Trichlorofluoromethane | 2.5 | U | 5.0 | 2.5 | ug/L | | | 07/28/14 17:45 | 1 |
| Vinyl acetate | 1.5 | U J3 | 10 | 1.5 | ug/L | | | 07/28/14 17:45 | 1 |
| Vinyl chloride | 0.50 | U | 1.0 | 0.50 | ug/L | | | 07/28/14 17:45 | 1 |
| Xylenes, Total | 0.50 | U | 3.0 | 0.50 | ug/L | | | 07/28/14 17:45 | 1 |

**Client Sample ID: MW-11**
**Date Collected: 07/22/14 15:35**
**Date Received: 07/22/14 17:09**

**Lab Sample ID: 660-61845-8**
**Matrix: Ground Water**

| *Surrogate* | *%Recovery* | *Qualifier* | *Limits* | *Prepared* | *Analyzed* | *Dil Fac* |
|---|---|---|---|---|---|---|
| *4-Bromofluorobenzene* | *100* | | *70 - 130* | | *07/28/14 17:45* | *1* |
| *Dibromofluoromethane* | *108* | | *70 - 130* | | *07/28/14 17:45* | *1* |
| *Toluene-d8 (Surr)* | *110* | | *70 - 130* | | *07/28/14 17:45* | *1* |

## Method: 8011 - EDB, DBCP, and 1,2,3-TCP (GC)

| Analyte | Result | Qualifier | PQL | MDL | Unit | D | Prepared | Analyzed | Dil Fac |
|---|---|---|---|---|---|---|---|---|---|
| Ethylene Dibromide | 0.0023 | U | 0.021 | 0.0023 | ug/L | | 07/24/14 15:31 | 07/24/14 23:09 | 1 |
| 1,2-Dibromo-3-Chloropropane | 0.0053 | U | 0.021 | 0.0053 | ug/L | | 07/24/14 15:31 | 07/24/14 23:09 | 1 |
| 1,2,3-Trichloropropane | 0.095 | U | 0.21 | 0.095 | ug/L | | 07/24/14 15:31 | 07/24/14 23:09 | 1 |

| *Surrogate* | *%Recovery* | *Qualifier* | *Limits* | *Prepared* | *Analyzed* | *Dil Fac* |
|---|---|---|---|---|---|---|
| *Pentachloroethane* | *122* | | *60 - 144* | *07/24/14 15:31* | *07/24/14 23:09* | *1* |

## Method: 300.0 - Anions, Ion Chromatography

| Analyte | Result | Qualifier | PQL | MDL | Unit | D | Prepared | Analyzed | Dil Fac |
|---|---|---|---|---|---|---|---|---|---|
| **Chloride** | **6.7** | | 0.50 | 0.25 | mg/L | | | 07/30/14 18:09 | 1 |

## Method: 6020 - Metals (ICP/MS) - Total Recoverable

| Analyte | Result | Qualifier | PQL | MDL | Unit | D | Prepared | Analyzed | Dil Fac |
|---|---|---|---|---|---|---|---|---|---|
| Antimony | 2.3 | U | 5.0 | 2.3 | ug/L | | 07/24/14 13:30 | 07/30/14 10:24 | 1 |
| Arsenic | 1.3 | U | 2.5 | 1.3 | ug/L | | 07/24/14 13:30 | 07/30/14 10:24 | 1 |
| **Barium** | **22** | | 5.0 | 1.3 | ug/L | | 07/24/14 13:30 | 07/30/14 10:24 | 1 |
| Beryllium | 0.25 | U | 0.50 | 0.25 | ug/L | | 07/24/14 13:30 | 07/30/14 10:24 | 1 |
| Cadmium | 0.095 | U | 0.50 | 0.095 | ug/L | | 07/24/14 13:30 | 07/30/14 10:24 | 1 |
| Chromium | 2.5 | U | 5.0 | 2.5 | ug/L | | 07/24/14 13:30 | 07/30/14 10:24 | 1 |
| **Cobalt** | **0.20** | **I** | 0.50 | 0.15 | ug/L | | 07/24/14 13:30 | 07/30/14 10:24 | 1 |
| Copper | 1.1 | U | 5.0 | 1.1 | ug/L | | 07/24/14 13:30 | 07/30/14 10:24 | 1 |
| Iron | 33 | U | 100 | 33 | ug/L | | 07/24/14 13:30 | 07/30/14 10:24 | 1 |
| Lead | 0.20 | U | 1.5 | 0.20 | ug/L | | 07/24/14 13:30 | 07/30/14 10:24 | 1 |
| Nickel | 2.0 | U | 5.0 | 2.0 | ug/L | | 07/24/14 13:30 | 07/30/14 10:24 | 1 |
| Selenium | 1.0 | U | 2.5 | 1.0 | ug/L | | 07/24/14 13:30 | 07/30/14 10:24 | 1 |
| Silver | 0.25 | U | 1.0 | 0.25 | ug/L | | 07/24/14 13:30 | 07/30/14 10:24 | 1 |
| **Sodium** | **3.4** | | 0.50 | 0.25 | mg/L | | 07/24/14 13:30 | 07/30/14 10:24 | 1 |
| **Thallium** | **1.1** | | 1.0 | 0.50 | ug/L | | 07/24/14 13:30 | 07/30/14 10:24 | 1 |
| **Vanadium** | **3.8** | **I** | 10 | 3.8 | ug/L | | 07/24/14 13:30 | 07/30/14 10:24 | 1 |
| Zinc | 8.3 | U | 20 | 8.3 | ug/L | | 07/24/14 13:30 | 07/30/14 10:24 | 1 |

## Method: 7470A - Mercury (CVAA)

| Analyte | Result | Qualifier | PQL | MDL | Unit | D | Prepared | Analyzed | Dil Fac |
|---|---|---|---|---|---|---|---|---|---|
| Mercury | 0.091 | U | 0.20 | 0.091 | ug/L | | 07/30/14 08:25 | 07/31/14 10:32 | 1 |

## General Chemistry

| Analyte | Result | Qualifier | PQL | MDL | Unit | D | Prepared | Analyzed | Dil Fac |
|---|---|---|---|---|---|---|---|---|---|
| **Ammonia** | **0.14** | | 0.050 | 0.026 | mg/L | | | 07/25/14 18:26 | 1 |
| **Nitrate as N** | **0.61** | | 0.50 | 0.10 | mg/L | | | 07/23/14 17:06 | 1 |
| **Total Dissolved Solids** | **240** | | 10 | 10 | mg/L | | | 07/24/14 13:08 | 1 |

## Method: Field Sampling - Field Sampling

| Analyte | Result | Qualifier | PQL | MDL | Unit | D | Prepared | Analyzed | Dil Fac |
|---|---|---|---|---|---|---|---|---|---|
| **Color** | **Clear** | | | | No Unit | | | 07/22/14 15:35 | 1 |
| **Field pH** | **6.79** | | | | SU | | | 07/22/14 15:35 | 1 |
| **Field Temperature** | **23.6** | | | | Degrees C | | | 07/22/14 15:35 | 1 |

Client: CDM Smith, Inc.
Project/Site: Citrus County LF Semi-Annual (July 2014)

TestAmerica Job ID: 660-61845-1

**Client Sample ID: MW-11**
**Date Collected: 07/22/14 15:35**
**Date Received: 07/22/14 17:09**

**Lab Sample ID: 660-61845-8**
**Matrix: Ground Water**

**Method: Field Sampling - Field Sampling (Continued)**

| Analyte | Result | Qualifier | PQL | MDL | Unit | D | Prepared | Analyzed | Dil Fac |
|---|---|---|---|---|---|---|---|---|---|
| Oxygen, Dissolved | 0.47 | | | | mg/L | | | 07/22/14 15:35 | 1 |
| Sheen | No | | | | No Unit | | | 07/22/14 15:35 | 1 |
| Specific Conductance | 485 | | | | umhos/cm | | | 07/22/14 15:35 | 1 |
| Turbidity | 3.44 | | | | NTU | | | 07/22/14 15:35 | 1 |
| Water Level | 99.19 | | | | ft | | | 07/22/14 15:35 | 1 |

Client: CDM Smith, Inc.
Project/Site: Citrus County LF Semi-Annual (July 2014)

TestAmerica Job ID: 660-61845-1

**Client Sample ID: Trip Blank 1**
**Date Collected: 07/22/14 00:00**
**Date Received: 07/22/14 17:09**

**Lab Sample ID: 660-61845-9**
**Matrix: Water**

**Method: 8260B - Volatile Organic Compounds (GC/MS)**

| Analyte | Result | Qualifier | PQL | MDL | Unit | D | Prepared | Analyzed | Dil Fac |
|---|---|---|---|---|---|---|---|---|---|
| 1,1,1,2-Tetrachloroethane | 0.63 | U | 1.0 | 0.63 | ug/L | | | 07/28/14 18:04 | 1 |
| 1,1,1-Trichloroethane | 0.46 | U | 1.0 | 0.46 | ug/L | | | 07/28/14 18:04 | 1 |
| 1,1,2,2-Tetrachloroethane | 0.15 | U | 1.0 | 0.15 | ug/L | | | 07/28/14 18:04 | 1 |
| 1,1,2-Trichloroethane | 0.47 | U | 1.0 | 0.47 | ug/L | | | 07/28/14 18:04 | 1 |
| 1,1-Dichloroethane | 0.52 | U | 1.0 | 0.52 | ug/L | | | 07/28/14 18:04 | 1 |
| 1,1-Dichloroethene | 0.45 | U | 1.0 | 0.45 | ug/L | | | 07/28/14 18:04 | 1 |
| 1,2,3-Trichloropropane | 0.18 | U | 1.0 | 0.18 | ug/L | | | 07/28/14 18:04 | 1 |
| 1,2-Dibromo-3-Chloropropane | 2.5 | U | 5.0 | 2.5 | ug/L | | | 07/28/14 18:04 | 1 |
| 1,2-Dichlorobenzene | 0.44 | U | 1.0 | 0.44 | ug/L | | | 07/28/14 18:04 | 1 |
| 1,2-Dichloroethane | 0.57 | U | 1.0 | 0.57 | ug/L | | | 07/28/14 18:04 | 1 |
| 1,2-Dichloropropane | 0.52 | U | 1.0 | 0.52 | ug/L | | | 07/28/14 18:04 | 1 |
| 1,4-Dichlorobenzene | 0.52 | U | 1.0 | 0.52 | ug/L | | | 07/28/14 18:04 | 1 |
| 2-Butanone | 8.4 | U | 10 | 8.4 | ug/L | | | 07/28/14 18:04 | 1 |
| 2-Hexanone | 4.4 | U | 10 | 4.4 | ug/L | | | 07/28/14 18:04 | 1 |
| Acetone | 9.9 | U | 20 | 9.9 | ug/L | | | 07/28/14 18:04 | 1 |
| Acrylonitrile | 1.2 | U | 10 | 1.2 | ug/L | | | 07/28/14 18:04 | 1 |
| Benzene | 0.50 | U | 1.0 | 0.50 | ug/L | | | 07/28/14 18:04 | 1 |
| Bromochloromethane | 0.58 | U | 1.0 | 0.58 | ug/L | | | 07/28/14 18:04 | 1 |
| Bromodichloromethane | 0.35 | U | 1.0 | 0.35 | ug/L | | | 07/28/14 18:04 | 1 |
| Bromoform | 0.58 | U | 1.0 | 0.58 | ug/L | | | 07/28/14 18:04 | 1 |
| Bromomethane | 2.5 | U | 5.0 | 2.5 | ug/L | | | 07/28/14 18:04 | 1 |
| Carbon disulfide | 1.0 | U | 2.0 | 1.0 | ug/L | | | 07/28/14 18:04 | 1 |
| Carbon tetrachloride | 0.42 | U | 1.0 | 0.42 | ug/L | | | 07/28/14 18:04 | 1 |
| Chlorobenzene | 0.63 | U | 1.0 | 0.63 | ug/L | | | 07/28/14 18:04 | 1 |
| Chloroethane | 2.5 | U | 5.0 | 2.5 | ug/L | | | 07/28/14 18:04 | 1 |
| Chloroform | 0.90 | U | 1.0 | 0.90 | ug/L | | | 07/28/14 18:04 | 1 |
| Chloromethane | 1.0 | U | 4.0 | 1.0 | ug/L | | | 07/28/14 18:04 | 1 |
| cis-1,2-Dichloroethene | 0.65 | U | 1.0 | 0.65 | ug/L | | | 07/28/14 18:04 | 1 |
| cis-1,3-Dichloropropene | 0.14 | U | 1.0 | 0.14 | ug/L | | | 07/28/14 18:04 | 1 |
| Dibromochloromethane | 0.34 | U | 1.0 | 0.34 | ug/L | | | 07/28/14 18:04 | 1 |
| Dibromomethane | 0.41 | U | 1.0 | 0.41 | ug/L | | | 07/28/14 18:04 | 1 |
| Ethylbenzene | 0.44 | U | 1.0 | 0.44 | ug/L | | | 07/28/14 18:04 | 1 |
| Ethylene Dibromide | 0.50 | U | 1.0 | 0.50 | ug/L | | | 07/28/14 18:04 | 1 |
| Iodomethane | 2.5 | U | 5.0 | 2.5 | ug/L | | | 07/28/14 18:04 | 1 |
| Methyl isobutyl ketone (MIBK) | 3.8 | U | 10 | 3.8 | ug/L | | | 07/28/14 18:04 | 1 |
| Methylene Chloride | 4.0 | U | 5.0 | 4.0 | ug/L | | | 07/28/14 18:04 | 1 |
| Styrene | 0.98 | U | 2.0 | 0.98 | ug/L | | | 07/28/14 18:04 | 1 |
| Tetrachloroethene | 0.50 | U | 1.0 | 0.50 | ug/L | | | 07/28/14 18:04 | 1 |
| Toluene | 0.51 | U | 1.0 | 0.51 | ug/L | | | 07/28/14 18:04 | 1 |
| trans-1,2-Dichloroethene | 0.44 | U | 1.0 | 0.44 | ug/L | | | 07/28/14 18:04 | 1 |
| trans-1,3-Dichloropropene | 0.14 | U | 1.0 | 0.14 | ug/L | | | 07/28/14 18:04 | 1 |
| trans-1,4-Dichloro-2-butene | 2.5 | U | 10 | 2.5 | ug/L | | | 07/28/14 18:04 | 1 |
| Trichloroethene | 0.50 | U | 1.0 | 0.50 | ug/L | | | 07/28/14 18:04 | 1 |
| Trichlorofluoromethane | 2.5 | U | 5.0 | 2.5 | ug/L | | | 07/28/14 18:04 | 1 |
| Vinyl acetate | 1.5 | U J3 | 10 | 1.5 | ug/L | | | 07/28/14 18:04 | 1 |
| Vinyl chloride | 0.50 | U | 1.0 | 0.50 | ug/L | | | 07/28/14 18:04 | 1 |
| Xylenes, Total | 0.50 | U | 3.0 | 0.50 | ug/L | | | 07/28/14 18:04 | 1 |

Client: CDM Smith, Inc.
Project/Site: Citrus County LF Semi-Annual (July 2014)

TestAmerica Job ID: 660-61845-1

**Client Sample ID: Trip Blank 1**
**Date Collected: 07/22/14 00:00**
**Date Received: 07/22/14 17:09**

**Lab Sample ID: 660-61845-9**
**Matrix: Water**

| Surrogate | %Recovery | Qualifier | Limits | Prepared | Analyzed | Dil Fac |
|---|---|---|---|---|---|---|
| 4-Bromofluorobenzene | 102 | | 70 - 130 | | 07/28/14 18:04 | 1 |
| Dibromofluoromethane | 112 | | 70 - 130 | | 07/28/14 18:04 | 1 |
| Toluene-d8 (Surr) | 113 | | 70 - 130 | | 07/28/14 18:04 | 1 |

Client: CDM Smith, Inc.
Project/Site: Citrus County LF Semi-Annual (July 2014)

TestAmerica Job ID: 660-61845-1

**Client Sample ID: Trip Blank 2**
**Date Collected: 07/22/14 00:00**
**Date Received: 07/22/14 17:09**

**Lab Sample ID: 660-61845-10**
**Matrix: Water**

**Method: 8260B - Volatile Organic Compounds (GC/MS)**

| Analyte | Result | Qualifier | PQL | MDL | Unit | D | Prepared | Analyzed | Dil Fac |
|---|---|---|---|---|---|---|---|---|---|
| 1,1,1,2-Tetrachloroethane | 0.63 | U | 1.0 | 0.63 | ug/L | | | 07/28/14 18:23 | 1 |
| 1,1,1-Trichloroethane | 0.46 | U | 1.0 | 0.46 | ug/L | | | 07/28/14 18:23 | 1 |
| 1,1,2,2-Tetrachloroethane | 0.15 | U | 1.0 | 0.15 | ug/L | | | 07/28/14 18:23 | 1 |
| 1,1,2-Trichloroethane | 0.47 | U | 1.0 | 0.47 | ug/L | | | 07/28/14 18:23 | 1 |
| 1,1-Dichloroethane | 0.52 | U | 1.0 | 0.52 | ug/L | | | 07/28/14 18:23 | 1 |
| 1,1-Dichloroethene | 0.45 | U | 1.0 | 0.45 | ug/L | | | 07/28/14 18:23 | 1 |
| 1,2,3-Trichloropropane | 0.18 | U | 1.0 | 0.18 | ug/L | | | 07/28/14 18:23 | 1 |
| 1,2-Dibromo-3-Chloropropane | 2.5 | U | 5.0 | 2.5 | ug/L | | | 07/28/14 18:23 | 1 |
| 1,2-Dichlorobenzene | 0.44 | U | 1.0 | 0.44 | ug/L | | | 07/28/14 18:23 | 1 |
| 1,2-Dichloroethane | 0.57 | U | 1.0 | 0.57 | ug/L | | | 07/28/14 18:23 | 1 |
| 1,2-Dichloropropane | 0.52 | U | 1.0 | 0.52 | ug/L | | | 07/28/14 18:23 | 1 |
| 1,4-Dichlorobenzene | 0.52 | U | 1.0 | 0.52 | ug/L | | | 07/28/14 18:23 | 1 |
| 2-Butanone | 8.4 | U | 10 | 8.4 | ug/L | | | 07/28/14 18:23 | 1 |
| 2-Hexanone | 4.4 | U | 10 | 4.4 | ug/L | | | 07/28/14 18:23 | 1 |
| Acetone | 9.9 | U | 20 | 9.9 | ug/L | | | 07/28/14 18:23 | 1 |
| Acrylonitrile | 1.2 | U | 10 | 1.2 | ug/L | | | 07/28/14 18:23 | 1 |
| Benzene | 0.50 | U | 1.0 | 0.50 | ug/L | | | 07/28/14 18:23 | 1 |
| Bromochloromethane | 0.58 | U | 1.0 | 0.58 | ug/L | | | 07/28/14 18:23 | 1 |
| Bromodichloromethane | 0.35 | U | 1.0 | 0.35 | ug/L | | | 07/28/14 18:23 | 1 |
| Bromoform | 0.58 | U | 1.0 | 0.58 | ug/L | | | 07/28/14 18:23 | 1 |
| Bromomethane | 2.5 | U | 5.0 | 2.5 | ug/L | | | 07/28/14 18:23 | 1 |
| Carbon disulfide | 1.0 | U | 2.0 | 1.0 | ug/L | | | 07/28/14 18:23 | 1 |
| Carbon tetrachloride | 0.42 | U | 1.0 | 0.42 | ug/L | | | 07/28/14 18:23 | 1 |
| Chlorobenzene | 0.63 | U | 1.0 | 0.63 | ug/L | | | 07/28/14 18:23 | 1 |
| Chloroethane | 2.5 | U | 5.0 | 2.5 | ug/L | | | 07/28/14 18:23 | 1 |
| Chloroform | 0.90 | U | 1.0 | 0.90 | ug/L | | | 07/28/14 18:23 | 1 |
| Chloromethane | 1.0 | U | 4.0 | 1.0 | ug/L | | | 07/28/14 18:23 | 1 |
| cis-1,2-Dichloroethene | 0.65 | U | 1.0 | 0.65 | ug/L | | | 07/28/14 18:23 | 1 |
| cis-1,3-Dichloropropene | 0.14 | U | 1.0 | 0.14 | ug/L | | | 07/28/14 18:23 | 1 |
| Dibromochloromethane | 0.34 | U | 1.0 | 0.34 | ug/L | | | 07/28/14 18:23 | 1 |
| Dibromomethane | 0.41 | U | 1.0 | 0.41 | ug/L | | | 07/28/14 18:23 | 1 |
| Ethylbenzene | 0.44 | U | 1.0 | 0.44 | ug/L | | | 07/28/14 18:23 | 1 |
| Ethylene Dibromide | 0.50 | U | 1.0 | 0.50 | ug/L | | | 07/28/14 18:23 | 1 |
| Iodomethane | 2.5 | U | 5.0 | 2.5 | ug/L | | | 07/28/14 18:23 | 1 |
| Methyl isobutyl ketone (MIBK) | 3.8 | U | 10 | 3.8 | ug/L | | | 07/28/14 18:23 | 1 |
| Methylene Chloride | 4.0 | U | 5.0 | 4.0 | ug/L | | | 07/28/14 18:23 | 1 |
| Styrene | 0.98 | U | 2.0 | 0.98 | ug/L | | | 07/28/14 18:23 | 1 |
| Tetrachloroethene | 0.50 | U | 1.0 | 0.50 | ug/L | | | 07/28/14 18:23 | 1 |
| Toluene | 0.51 | U | 1.0 | 0.51 | ug/L | | | 07/28/14 18:23 | 1 |
| trans-1,2-Dichloroethene | 0.44 | U | 1.0 | 0.44 | ug/L | | | 07/28/14 18:23 | 1 |
| trans-1,3-Dichloropropene | 0.14 | U | 1.0 | 0.14 | ug/L | | | 07/28/14 18:23 | 1 |
| trans-1,4-Dichloro-2-butene | 2.5 | U | 10 | 2.5 | ug/L | | | 07/28/14 18:23 | 1 |
| Trichloroethene | 0.50 | U | 1.0 | 0.50 | ug/L | | | 07/28/14 18:23 | 1 |
| Trichlorofluoromethane | 2.5 | U | 5.0 | 2.5 | ug/L | | | 07/28/14 18:23 | 1 |
| Vinyl acetate | 1.5 | U J3 | 10 | 1.5 | ug/L | | | 07/28/14 18:23 | 1 |
| Vinyl chloride | 0.50 | U | 1.0 | 0.50 | ug/L | | | 07/28/14 18:23 | 1 |
| Xylenes, Total | 0.50 | U | 3.0 | 0.50 | ug/L | | | 07/28/14 18:23 | 1 |

Client: CDM Smith, Inc.
Project/Site: Citrus County LF Semi-Annual (July 2014)

TestAmerica Job ID: 660-61845-1

**Client Sample ID: Trip Blank 2**
**Date Collected: 07/22/14 00:00**
**Date Received: 07/22/14 17:09**

**Lab Sample ID: 660-61845-10**
**Matrix: Water**

| Surrogate | %Recovery | Qualifier | Limits | Prepared | Analyzed | Dil Fac |
|---|---|---|---|---|---|---|
| 4-Bromofluorobenzene | 99 | | 70 - 130 | | 07/28/14 18:23 | 1 |
| Dibromofluoromethane | 105 | | 70 - 130 | | 07/28/14 18:23 | 1 |
| Toluene-d8 (Surr) | 108 | | 70 - 130 | | 07/28/14 18:23 | 1 |

Client: CDM Smith, Inc.
Project/Site: Citrus County LF Semi-Annual (July 2014)

TestAmerica Job ID: 660-61845-1

**Client Sample ID: Trip Blank 3**
**Date Collected: 07/22/14 00:00**
**Date Received: 07/22/14 17:09**

**Lab Sample ID: 660-61845-11**
**Matrix: Water**

**Method: 8260B - Volatile Organic Compounds (GC/MS)**

| Analyte | Result | Qualifier | PQL | MDL | Unit | D | Prepared | Analyzed | Dil Fac |
|---|---|---|---|---|---|---|---|---|---|
| 1,1,1,2-Tetrachloroethane | 0.63 | U | 1.0 | 0.63 | ug/L | | | 07/28/14 15:44 | 1 |
| 1,1,1-Trichloroethane | 0.46 | U | 1.0 | 0.46 | ug/L | | | 07/28/14 15:44 | 1 |
| 1,1,2,2-Tetrachloroethane | 0.15 | U | 1.0 | 0.15 | ug/L | | | 07/28/14 15:44 | 1 |
| 1,1,2-Trichloroethane | 0.47 | U | 1.0 | 0.47 | ug/L | | | 07/28/14 15:44 | 1 |
| 1,1-Dichloroethane | 0.52 | U | 1.0 | 0.52 | ug/L | | | 07/28/14 15:44 | 1 |
| 1,1-Dichloroethene | 0.45 | U | 1.0 | 0.45 | ug/L | | | 07/28/14 15:44 | 1 |
| 1,2,3-Trichloropropane | 0.18 | U | 1.0 | 0.18 | ug/L | | | 07/28/14 15:44 | 1 |
| 1,2-Dibromo-3-Chloropropane | 2.5 | U | 5.0 | 2.5 | ug/L | | | 07/28/14 15:44 | 1 |
| 1,2-Dichlorobenzene | 0.44 | U | 1.0 | 0.44 | ug/L | | | 07/28/14 15:44 | 1 |
| 1,2-Dichloroethane | 0.57 | U | 1.0 | 0.57 | ug/L | | | 07/28/14 15:44 | 1 |
| 1,2-Dichloropropane | 0.52 | U | 1.0 | 0.52 | ug/L | | | 07/28/14 15:44 | 1 |
| 1,4-Dichlorobenzene | 0.52 | U | 1.0 | 0.52 | ug/L | | | 07/28/14 15:44 | 1 |
| 2-Butanone | 8.4 | U | 10 | 8.4 | ug/L | | | 07/28/14 15:44 | 1 |
| 2-Hexanone | 4.4 | U | 10 | 4.4 | ug/L | | | 07/28/14 15:44 | 1 |
| Acetone | 9.9 | U | 20 | 9.9 | ug/L | | | 07/28/14 15:44 | 1 |
| Acrylonitrile | 1.2 | U | 10 | 1.2 | ug/L | | | 07/28/14 15:44 | 1 |
| Benzene | 0.50 | U | 1.0 | 0.50 | ug/L | | | 07/28/14 15:44 | 1 |
| Bromochloromethane | 0.58 | U | 1.0 | 0.58 | ug/L | | | 07/28/14 15:44 | 1 |
| Bromodichloromethane | 0.35 | U | 1.0 | 0.35 | ug/L | | | 07/28/14 15:44 | 1 |
| Bromoform | 0.58 | U | 1.0 | 0.58 | ug/L | | | 07/28/14 15:44 | 1 |
| Bromomethane | 2.5 | U | 5.0 | 2.5 | ug/L | | | 07/28/14 15:44 | 1 |
| Carbon disulfide | 1.0 | U | 2.0 | 1.0 | ug/L | | | 07/28/14 15:44 | 1 |
| Carbon tetrachloride | 0.42 | U | 1.0 | 0.42 | ug/L | | | 07/28/14 15:44 | 1 |
| Chlorobenzene | 0.63 | U | 1.0 | 0.63 | ug/L | | | 07/28/14 15:44 | 1 |
| Chloroethane | 2.5 | U | 5.0 | 2.5 | ug/L | | | 07/28/14 15:44 | 1 |
| Chloroform | 0.90 | U | 1.0 | 0.90 | ug/L | | | 07/28/14 15:44 | 1 |
| Chloromethane | 1.0 | U | 4.0 | 1.0 | ug/L | | | 07/28/14 15:44 | 1 |
| cis-1,2-Dichloroethene | 0.65 | U | 1.0 | 0.65 | ug/L | | | 07/28/14 15:44 | 1 |
| cis-1,3-Dichloropropene | 0.14 | U | 1.0 | 0.14 | ug/L | | | 07/28/14 15:44 | 1 |
| Dibromochloromethane | 0.34 | U | 1.0 | 0.34 | ug/L | | | 07/28/14 15:44 | 1 |
| Dibromomethane | 0.41 | U | 1.0 | 0.41 | ug/L | | | 07/28/14 15:44 | 1 |
| Ethylbenzene | 0.44 | U | 1.0 | 0.44 | ug/L | | | 07/28/14 15:44 | 1 |
| Ethylene Dibromide | 0.50 | U | 1.0 | 0.50 | ug/L | | | 07/28/14 15:44 | 1 |
| Iodomethane | 2.5 | U | 5.0 | 2.5 | ug/L | | | 07/28/14 15:44 | 1 |
| Methyl isobutyl ketone (MIBK) | 3.8 | U | 10 | 3.8 | ug/L | | | 07/28/14 15:44 | 1 |
| Methylene Chloride | 4.0 | U | 5.0 | 4.0 | ug/L | | | 07/28/14 15:44 | 1 |
| Styrene | 0.98 | U | 2.0 | 0.98 | ug/L | | | 07/28/14 15:44 | 1 |
| Tetrachloroethene | 0.50 | U | 1.0 | 0.50 | ug/L | | | 07/28/14 15:44 | 1 |
| Toluene | 0.51 | U | 1.0 | 0.51 | ug/L | | | 07/28/14 15:44 | 1 |
| trans-1,2-Dichloroethene | 0.44 | U | 1.0 | 0.44 | ug/L | | | 07/28/14 15:44 | 1 |
| trans-1,3-Dichloropropene | 0.14 | U | 1.0 | 0.14 | ug/L | | | 07/28/14 15:44 | 1 |
| trans-1,4-Dichloro-2-butene | 2.5 | U | 10 | 2.5 | ug/L | | | 07/28/14 15:44 | 1 |
| Trichloroethene | 0.50 | U | 1.0 | 0.50 | ug/L | | | 07/28/14 15:44 | 1 |
| Trichlorofluoromethane | 2.5 | U | 5.0 | 2.5 | ug/L | | | 07/28/14 15:44 | 1 |
| Vinyl acetate | 1.5 | U | 10 | 1.5 | ug/L | | | 07/28/14 15:44 | 1 |
| Vinyl chloride | 0.50 | U | 1.0 | 0.50 | ug/L | | | 07/28/14 15:44 | 1 |
| Xylenes, Total | 0.50 | U | 3.0 | 0.50 | ug/L | | | 07/28/14 15:44 | 1 |

Client: CDM Smith, Inc.
Project/Site: Citrus County LF Semi-Annual (July 2014)

TestAmerica Job ID: 660-61845-1

**Client Sample ID: Trip Blank 3**
**Date Collected: 07/22/14 00:00**
**Date Received: 07/22/14 17:09**

**Lab Sample ID: 660-61845-11**
**Matrix: Water**

| Surrogate | %Recovery | Qualifier | Limits | Prepared | Analyzed | Dil Fac |
|---|---|---|---|---|---|---|
| 4-Bromofluorobenzene | 96 | | 70 - 130 | | 07/28/14 15:44 | 1 |
| Dibromofluoromethane | 109 | | 70 - 130 | | 07/28/14 15:44 | 1 |
| Toluene-d8 (Surr) | 99 | | 70 - 130 | | 07/28/14 15:44 | 1 |

Client: CDM Smith, Inc.
Project/Site: Citrus County LF Semi-Annual (July 2014)

TestAmerica Job ID: 660-61845-1

**Client Sample ID: MW-18**
**Date Collected: 07/22/14 11:47**
**Date Received: 07/22/14 17:09**

**Lab Sample ID: 660-61845-12**
**Matrix: Ground Water**

### Method: 8260B - Volatile Organic Compounds (GC/MS)

| Analyte | Result | Qualifier | PQL | MDL | Unit | D | Prepared | Analyzed | Dil Fac |
|---|---|---|---|---|---|---|---|---|---|
| Benzene | 0.50 | U | 1.0 | 0.50 | ug/L | | | 07/28/14 18:42 | 1 |
| Methylene Chloride | 4.0 | U | 5.0 | 4.0 | ug/L | | | 07/28/14 18:42 | 1 |
| Vinyl chloride | 0.50 | U | 1.0 | 0.50 | ug/L | | | 07/28/14 18:42 | 1 |

| *Surrogate* | *%Recovery* | *Qualifier* | *Limits* | *Prepared* | *Analyzed* | *Dil Fac* |
|---|---|---|---|---|---|---|
| *4-Bromofluorobenzene* | *104* | | *70 - 130* | | *07/28/14 18:42* | *1* |
| *Dibromofluoromethane* | *111* | | *70 - 130* | | *07/28/14 18:42* | *1* |
| *Toluene-d8 (Surr)* | *110* | | *70 - 130* | | *07/28/14 18:42* | *1* |

### Method: Field Sampling - Field Sampling

| Analyte | Result | Qualifier | PQL | MDL | Unit | D | Prepared | Analyzed | Dil Fac |
|---|---|---|---|---|---|---|---|---|---|
| **Color** | **Clear** | | | | No Unit | | | 07/22/14 11:47 | 1 |
| **Field pH** | **4.54** | | | | SU | | | 07/22/14 11:47 | 1 |
| **Field Temperature** | **24.3** | | | | Degrees C | | | 07/22/14 11:47 | 1 |
| **Oxygen, Dissolved** | **1.28** | | | | mg/L | | | 07/22/14 11:47 | 1 |
| **Sheen** | **No** | | | | No Unit | | | 07/22/14 11:47 | 1 |
| **Specific Conductance** | **54** | | | | umhos/cm | | | 07/22/14 11:47 | 1 |
| **Turbidity** | **13.0** | | | | NTU | | | 07/22/14 11:47 | 1 |
| **Water Level** | **109.01** | | | | ft | | | 07/22/14 11:47 | 1 |

Client: CDM Smith, Inc.
Project/Site: Citrus County LF Semi-Annual (July 2014)

TestAmerica Job ID: 660-61845-1

**Client Sample ID: MW-19**
**Date Collected: 07/22/14 10:40**
**Date Received: 07/22/14 17:09**

**Lab Sample ID: 660-61845-13**
**Matrix: Ground Water**

### Method: 8260B - Volatile Organic Compounds (GC/MS)

| Analyte | Result | Qualifier | PQL | MDL | Unit | D | Prepared | Analyzed | Dil Fac |
|---|---|---|---|---|---|---|---|---|---|
| Benzene | 0.65 | I | 1.0 | 0.50 | ug/L | | | 07/28/14 19:01 | 1 |
| Methylene Chloride | 4.2 | I | 5.0 | 4.0 | ug/L | | | 07/28/14 19:01 | 1 |
| Vinyl chloride | 0.65 | I | 1.0 | 0.50 | ug/L | | | 07/28/14 19:01 | 1 |

| *Surrogate* | *%Recovery* | *Qualifier* | *Limits* | *Prepared* | *Analyzed* | *Dil Fac* |
|---|---|---|---|---|---|---|
| *4-Bromofluorobenzene* | *102* | | *70 - 130* | | *07/28/14 19:01* | *1* |
| *Dibromofluoromethane* | *111* | | *70 - 130* | | *07/28/14 19:01* | *1* |
| *Toluene-d8 (Surr)* | *115* | | *70 - 130* | | *07/28/14 19:01* | *1* |

### Method: Field Sampling - Field Sampling

| Analyte | Result | Qualifier | PQL | MDL | Unit | D | Prepared | Analyzed | Dil Fac |
|---|---|---|---|---|---|---|---|---|---|
| Color | Clear | | | | No Unit | | | 07/22/14 10:40 | 1 |
| Field pH | 5.59 | | | | SU | | | 07/22/14 10:40 | 1 |
| Field Temperature | 23.8 | | | | Degrees C | | | 07/22/14 10:40 | 1 |
| Oxygen, Dissolved | 0.53 | | | | mg/L | | | 07/22/14 10:40 | 1 |
| Sheen | No | | | | No Unit | | | 07/22/14 10:40 | 1 |
| Specific Conductance | 67 | | | | umhos/cm | | | 07/22/14 10:40 | 1 |
| Turbidity | 3.90 | | | | NTU | | | 07/22/14 10:40 | 1 |
| Water Level | 106.88 | | | | ft | | | 07/22/14 10:40 | 1 |

Client: CDM Smith, Inc.
Project/Site: Citrus County LF Semi-Annual (July 2014)

TestAmerica Job ID: 660-61845-1

## Client Sample ID: MW-6

**Date Collected: 07/23/14 11:33**
**Date Received: 07/24/14 08:00**

## Lab Sample ID: 660-61884-1

**Matrix: Ground Water**

### Method: 524.2 - Total Trihalomethane Calculation

| Analyte | Result | Qualifier | PQL | MDL | Unit | D | Prepared | Analyzed | Dil Fac |
|---|---|---|---|---|---|---|---|---|---|
| Bromodichloromethane | 1.2 | | 0.50 | 0.10 | ug/L | | | 07/29/14 16:40 | 1 |
| Bromoform | 0.39 | U | 0.50 | 0.39 | ug/L | | | 07/29/14 16:40 | 1 |
| Chloroform | 1.7 | | 0.50 | 0.29 | ug/L | | | 07/29/14 16:40 | 1 |
| Dibromochloromethane | 1.1 | | 0.50 | 0.43 | ug/L | | | 07/29/14 16:40 | 1 |
| Trihalomethanes, Total | 4.0 | | 0.50 | 0.10 | ug/L | | | 07/29/14 16:40 | 1 |

| *Surrogate* | *%Recovery* | *Qualifier* | *Limits* | *Prepared* | *Analyzed* | *Dil Fac* |
|---|---|---|---|---|---|---|
| *4-Bromofluorobenzene* | *94* | | *70 - 130* | | *07/29/14 16:40* | *1* |
| *1,2-Dichlorobenzene-d4* | *98* | | *70 - 130* | | *07/29/14 16:40* | *1* |

### Method: 300.0 - Anions, Ion Chromatography

| Analyte | Result | Qualifier | PQL | MDL | Unit | D | Prepared | Analyzed | Dil Fac |
|---|---|---|---|---|---|---|---|---|---|
| Chloride | 260 | | 5.0 | 2.5 | mg/L | | | 08/01/14 16:28 | 10 |

### Method: 6020 - Metals (ICP/MS) - Total Recoverable

| Analyte | Result | Qualifier | PQL | MDL | Unit | D | Prepared | Analyzed | Dil Fac |
|---|---|---|---|---|---|---|---|---|---|
| Arsenic | 1.3 | U | 2.5 | 1.3 | ug/L | | 07/28/14 16:30 | 08/02/14 08:43 | 1 |
| Iron | 1500 | | 100 | 33 | ug/L | | 07/28/14 16:30 | 08/02/14 12:27 | 1 |
| Sodium | 110 | | 0.50 | 0.25 | mg/L | | 07/28/14 16:30 | 08/02/14 12:27 | 1 |

### General Chemistry

| Analyte | Result | Qualifier | PQL | MDL | Unit | D | Prepared | Analyzed | Dil Fac |
|---|---|---|---|---|---|---|---|---|---|
| Total Dissolved Solids | 460 | | 10 | 10 | mg/L | | | 07/30/14 14:47 | 1 |

### Method: Field Sampling - Field Sampling

| Analyte | Result | Qualifier | PQL | MDL | Unit | D | Prepared | Analyzed | Dil Fac |
|---|---|---|---|---|---|---|---|---|---|
| Color | Clear | | | | No Unit | | | 07/23/14 11:33 | 1 |
| Field pH | 4.30 | | | | SU | | | 07/23/14 11:33 | 1 |
| Field Temperature | 24.9 | | | | Degrees C | | | 07/23/14 11:33 | 1 |
| Oxygen, Dissolved | 0.53 | | | | mg/L | | | 07/23/14 11:33 | 1 |
| Sheen | No | | | | No Unit | | | 07/23/14 11:33 | 1 |
| Specific Conductance | 930 | | | | umhos/cm | | | 07/23/14 11:33 | 1 |
| Turbidity | 1.3 | | | | NTU | | | 07/23/14 11:33 | 1 |
| Water Level | 111.13 | | | | ft | | | 07/23/14 11:33 | 1 |

Client: CDM Smith, Inc.
Project/Site: Citrus County LF Semi-Annual (July 2014)

TestAmerica Job ID: 660-61845-1

**Client Sample ID: MW-13**
**Date Collected: 07/23/14 09:02**
**Date Received: 07/24/14 08:00**

**Lab Sample ID: 660-61884-2**
**Matrix: Ground Water**

**Method: 8260B - Volatile Organic Compounds (GC/MS)**

| Analyte | Result | Qualifier | PQL | MDL | Unit | D | Prepared | Analyzed | Dil Fac |
|---|---|---|---|---|---|---|---|---|---|
| 1,1,1,2-Tetrachloroethane | 0.63 | U | 1.0 | 0.63 | ug/L | | | 07/28/14 18:35 | 1 |
| 1,1,1-Trichloroethane | 0.46 | U | 1.0 | 0.46 | ug/L | | | 07/28/14 18:35 | 1 |
| 1,1,2,2-Tetrachloroethane | 0.15 | U | 1.0 | 0.15 | ug/L | | | 07/28/14 18:35 | 1 |
| 1,1,2-Trichloroethane | 0.47 | U | 1.0 | 0.47 | ug/L | | | 07/28/14 18:35 | 1 |
| 1,1-Dichloroethane | 0.52 | U | 1.0 | 0.52 | ug/L | | | 07/28/14 18:35 | 1 |
| 1,1-Dichloroethene | 0.45 | U | 1.0 | 0.45 | ug/L | | | 07/28/14 18:35 | 1 |
| 1,2,3-Trichloropropane | 0.18 | U | 1.0 | 0.18 | ug/L | | | 07/28/14 18:35 | 1 |
| 1,2-Dibromo-3-Chloropropane | 2.5 | U | 5.0 | 2.5 | ug/L | | | 07/28/14 18:35 | 1 |
| 1,2-Dichlorobenzene | 0.44 | U | 1.0 | 0.44 | ug/L | | | 07/28/14 18:35 | 1 |
| 1,2-Dichloroethane | 0.57 | U | 1.0 | 0.57 | ug/L | | | 07/28/14 18:35 | 1 |
| 1,2-Dichloropropane | 0.52 | U | 1.0 | 0.52 | ug/L | | | 07/28/14 18:35 | 1 |
| **1,4-Dichlorobenzene** | **2.2** | | 1.0 | 0.52 | ug/L | | | 07/28/14 18:35 | 1 |
| 2-Butanone | 8.4 | U | 10 | 8.4 | ug/L | | | 07/28/14 18:35 | 1 |
| 2-Hexanone | 4.4 | U | 10 | 4.4 | ug/L | | | 07/28/14 18:35 | 1 |
| Acetone | 9.9 | U | 20 | 9.9 | ug/L | | | 07/28/14 18:35 | 1 |
| Acrylonitrile | 1.2 | U | 10 | 1.2 | ug/L | | | 07/28/14 18:35 | 1 |
| Benzene | 0.50 | U | 1.0 | 0.50 | ug/L | | | 07/28/14 18:35 | 1 |
| Bromochloromethane | 0.58 | U | 1.0 | 0.58 | ug/L | | | 07/28/14 18:35 | 1 |
| Bromodichloromethane | 0.35 | U | 1.0 | 0.35 | ug/L | | | 07/28/14 18:35 | 1 |
| Bromoform | 0.58 | U | 1.0 | 0.58 | ug/L | | | 07/28/14 18:35 | 1 |
| Bromomethane | 2.5 | U | 5.0 | 2.5 | ug/L | | | 07/28/14 18:35 | 1 |
| Carbon disulfide | 1.0 | U | 2.0 | 1.0 | ug/L | | | 07/28/14 18:35 | 1 |
| Carbon tetrachloride | 0.42 | U | 1.0 | 0.42 | ug/L | | | 07/28/14 18:35 | 1 |
| Chlorobenzene | 0.63 | U | 1.0 | 0.63 | ug/L | | | 07/28/14 18:35 | 1 |
| Chloroethane | 2.5 | U | 5.0 | 2.5 | ug/L | | | 07/28/14 18:35 | 1 |
| Chloroform | 0.90 | U | 1.0 | 0.90 | ug/L | | | 07/28/14 18:35 | 1 |
| Chloromethane | 1.0 | U | 4.0 | 1.0 | ug/L | | | 07/28/14 18:35 | 1 |
| **cis-1,2-Dichloroethene** | **1.0** | | 1.0 | 0.65 | ug/L | | | 07/28/14 18:35 | 1 |
| cis-1,3-Dichloropropene | 0.14 | U | 1.0 | 0.14 | ug/L | | | 07/28/14 18:35 | 1 |
| Dibromochloromethane | 0.34 | U | 1.0 | 0.34 | ug/L | | | 07/28/14 18:35 | 1 |
| Dibromomethane | 0.41 | U | 1.0 | 0.41 | ug/L | | | 07/28/14 18:35 | 1 |
| Ethylbenzene | 0.44 | U | 1.0 | 0.44 | ug/L | | | 07/28/14 18:35 | 1 |
| Ethylene Dibromide | 0.50 | U | 1.0 | 0.50 | ug/L | | | 07/28/14 18:35 | 1 |
| Iodomethane | 2.5 | U | 5.0 | 2.5 | ug/L | | | 07/28/14 18:35 | 1 |
| Methyl isobutyl ketone (MIBK) | 3.8 | U | 10 | 3.8 | ug/L | | | 07/28/14 18:35 | 1 |
| Methylene Chloride | 4.0 | U | 5.0 | 4.0 | ug/L | | | 07/28/14 18:35 | 1 |
| Styrene | 0.98 | U | 2.0 | 0.98 | ug/L | | | 07/28/14 18:35 | 1 |
| Tetrachloroethene | 0.50 | U | 1.0 | 0.50 | ug/L | | | 07/28/14 18:35 | 1 |
| Toluene | 0.51 | U | 1.0 | 0.51 | ug/L | | | 07/28/14 18:35 | 1 |
| trans-1,2-Dichloroethene | 0.44 | U | 1.0 | 0.44 | ug/L | | | 07/28/14 18:35 | 1 |
| trans-1,3-Dichloropropene | 0.14 | U | 1.0 | 0.14 | ug/L | | | 07/28/14 18:35 | 1 |
| trans-1,4-Dichloro-2-butene | 2.5 | U | 10 | 2.5 | ug/L | | | 07/28/14 18:35 | 1 |
| Trichloroethene | 0.50 | U | 1.0 | 0.50 | ug/L | | | 07/28/14 18:35 | 1 |
| Trichlorofluoromethane | 2.5 | U | 5.0 | 2.5 | ug/L | | | 07/28/14 18:35 | 1 |
| Vinyl acetate | 1.5 | U | 10 | 1.5 | ug/L | | | 07/28/14 18:35 | 1 |
| Vinyl chloride | 0.50 | U | 1.0 | 0.50 | ug/L | | | 07/28/14 18:35 | 1 |
| Xylenes, Total | 0.50 | U | 3.0 | 0.50 | ug/L | | | 07/28/14 18:35 | 1 |

**Client Sample ID: MW-13**
**Date Collected: 07/23/14 09:02**
**Date Received: 07/24/14 08:00**

**Lab Sample ID: 660-61884-2**
**Matrix: Ground Water**

| *Surrogate* | *%Recovery* | *Qualifier* | *Limits* | *Prepared* | *Analyzed* | *Dil Fac* |
|---|---|---|---|---|---|---|
| *4-Bromofluorobenzene* | *90* | | *70 - 130* | | *07/28/14 18:35* | *1* |
| *Dibromofluoromethane* | *113* | | *70 - 130* | | *07/28/14 18:35* | *1* |
| *Toluene-d8 (Surr)* | *99* | | *70 - 130* | | *07/28/14 18:35* | *1* |

## Method: 8011 - EDB, DBCP, and 1,2,3-TCP (GC)

| Analyte | Result | Qualifier | PQL | MDL | Unit | D | Prepared | Analyzed | Dil Fac |
|---|---|---|---|---|---|---|---|---|---|
| Ethylene Dibromide | 0.0022 | U | 0.020 | 0.0022 | ug/L | | 07/28/14 15:08 | 07/28/14 21:12 | 1 |
| 1,2-Dibromo-3-Chloropropane | 0.0050 | U | 0.020 | 0.0050 | ug/L | | 07/28/14 15:08 | 07/28/14 21:12 | 1 |
| 1,2,3-Trichloropropane | 0.090 | U | 0.20 | 0.090 | ug/L | | 07/28/14 15:08 | 07/28/14 21:12 | 1 |

| *Surrogate* | *%Recovery* | *Qualifier* | *Limits* | *Prepared* | *Analyzed* | *Dil Fac* |
|---|---|---|---|---|---|---|
| *Pentachloroethane* | *107* | | *60 - 144* | *07/28/14 15:08* | *07/28/14 21:12* | *1* |

## Method: 300.0 - Anions, Ion Chromatography

| Analyte | Result | Qualifier | PQL | MDL | Unit | D | Prepared | Analyzed | Dil Fac |
|---|---|---|---|---|---|---|---|---|---|
| **Chloride** | **5.7** | | 0.50 | 0.25 | mg/L | | | 08/01/14 16:43 | 1 |

## Method: 6020 - Metals (ICP/MS) - Total Recoverable

| Analyte | Result | Qualifier | PQL | MDL | Unit | D | Prepared | Analyzed | Dil Fac |
|---|---|---|---|---|---|---|---|---|---|
| Antimony | 2.3 | U | 5.0 | 2.3 | ug/L | | 07/28/14 16:30 | 08/02/14 08:50 | 1 |
| **Arsenic** | **4.3** | | 2.5 | 1.3 | ug/L | | 07/28/14 16:30 | 08/02/14 08:50 | 1 |
| **Barium** | **5.1** | | 5.0 | 1.3 | ug/L | | 07/28/14 16:30 | 08/02/14 08:50 | 1 |
| Beryllium | 0.25 | U | 0.50 | 0.25 | ug/L | | 07/28/14 16:30 | 08/02/14 08:50 | 1 |
| Cadmium | 0.095 | U | 0.50 | 0.095 | ug/L | | 07/28/14 16:30 | 08/02/14 08:50 | 1 |
| Chromium | 2.5 | U | 5.0 | 2.5 | ug/L | | 07/28/14 16:30 | 08/02/14 08:50 | 1 |
| **Cobalt** | **6.2** | | 0.50 | 0.15 | ug/L | | 07/28/14 16:30 | 08/02/14 08:50 | 1 |
| Copper | 1.1 | U | 5.0 | 1.1 | ug/L | | 07/28/14 16:30 | 08/02/14 08:50 | 1 |
| **Iron** | **3400** | | 100 | 33 | ug/L | | 07/28/14 16:30 | 08/02/14 12:34 | 1 |
| Lead | 0.20 | U | 1.5 | 0.20 | ug/L | | 07/28/14 16:30 | 08/02/14 08:50 | 1 |
| **Nickel** | **3.9** | **I** | 5.0 | 2.0 | ug/L | | 07/28/14 16:30 | 08/02/14 08:50 | 1 |
| Selenium | 1.0 | U | 2.5 | 1.0 | ug/L | | 07/28/14 16:30 | 08/02/14 08:50 | 1 |
| Silver | 0.25 | U | 1.0 | 0.25 | ug/L | | 07/28/14 16:30 | 08/02/14 08:50 | 1 |
| **Sodium** | **2.7** | | 0.50 | 0.25 | mg/L | | 07/28/14 16:30 | 08/02/14 12:34 | 1 |
| Thallium | 0.50 | U | 1.0 | 0.50 | ug/L | | 07/28/14 16:30 | 08/02/14 08:50 | 1 |
| Vanadium | 3.8 | U | 10 | 3.8 | ug/L | | 07/28/14 16:30 | 08/02/14 08:50 | 1 |
| Zinc | 8.3 | U | 20 | 8.3 | ug/L | | 07/28/14 16:30 | 08/02/14 08:50 | 1 |

## Method: 7470A - Mercury (CVAA)

| Analyte | Result | Qualifier | PQL | MDL | Unit | D | Prepared | Analyzed | Dil Fac |
|---|---|---|---|---|---|---|---|---|---|
| Mercury | 0.091 | U | 0.20 | 0.091 | ug/L | | 07/30/14 13:09 | 07/31/14 11:54 | 1 |

## General Chemistry

| Analyte | Result | Qualifier | PQL | MDL | Unit | D | Prepared | Analyzed | Dil Fac |
|---|---|---|---|---|---|---|---|---|---|
| **Ammonia** | **0.51** | **J3** | 0.050 | 0.026 | mg/L | | | 07/30/14 09:02 | 1 |
| Nitrate as N | 0.10 | U | 0.50 | 0.10 | mg/L | | | 07/24/14 16:11 | 1 |
| **Total Dissolved Solids** | **40** | | 5.0 | 5.0 | mg/L | | | 07/30/14 12:57 | 1 |

## Method: Field Sampling - Field Sampling

| Analyte | Result | Qualifier | PQL | MDL | Unit | D | Prepared | Analyzed | Dil Fac |
|---|---|---|---|---|---|---|---|---|---|
| **Color** | **Clear** | | | | No Unit | | | 07/23/14 09:02 | 1 |
| **Field pH** | **5.05** | | | | SU | | | 07/23/14 09:02 | 1 |
| **Field Temperature** | **23.7** | | | | Degrees C | | | 07/23/14 09:02 | 1 |

Client: CDM Smith, Inc.
Project/Site: Citrus County LF Semi-Annual (July 2014)

TestAmerica Job ID: 660-61845-1

**Client Sample ID: MW-13**
**Date Collected: 07/23/14 09:02**
**Date Received: 07/24/14 08:00**

**Lab Sample ID: 660-61884-2**
**Matrix: Ground Water**

**Method: Field Sampling - Field Sampling (Continued)**

| Analyte | Result | Qualifier | PQL | MDL | Unit | D | Prepared | Analyzed | Dil Fac |
|---|---|---|---|---|---|---|---|---|---|
| Oxygen, Dissolved | 0.50 | | | | mg/L | | | 07/23/14 09:02 | 1 |
| Sheen | No | | | | No Unit | | | 07/23/14 09:02 | 1 |
| Specific Conductance | 84 | | | | umhos/cm | | | 07/23/14 09:02 | 1 |
| Turbidity | 4.69 | | | | NTU | | | 07/23/14 09:02 | 1 |
| Water Level | 106.29 | | | | ft | | | 07/23/14 09:02 | 1 |

Client: CDM Smith, Inc.
Project/Site: Citrus County LF Semi-Annual (July 2014)

TestAmerica Job ID: 660-61845-1

**Client Sample ID: MW-15**
**Date Collected: 07/23/14 09:58**
**Date Received: 07/24/14 08:00**

**Lab Sample ID: 660-61884-3**
**Matrix: Ground Water**

**Method: 8260B - Volatile Organic Compounds (GC/MS)**

| Analyte | Result | Qualifier | PQL | MDL | Unit | D | Prepared | Analyzed | Dil Fac |
|---|---|---|---|---|---|---|---|---|---|
| 1,1,1,2-Tetrachloroethane | 0.63 | U | 1.0 | 0.63 | ug/L | | | 07/28/14 18:54 | 1 |
| 1,1,1-Trichloroethane | 0.46 | U | 1.0 | 0.46 | ug/L | | | 07/28/14 18:54 | 1 |
| 1,1,2,2-Tetrachloroethane | 0.15 | U | 1.0 | 0.15 | ug/L | | | 07/28/14 18:54 | 1 |
| 1,1,2-Trichloroethane | 0.47 | U | 1.0 | 0.47 | ug/L | | | 07/28/14 18:54 | 1 |
| 1,1-Dichloroethane | 0.52 | U | 1.0 | 0.52 | ug/L | | | 07/28/14 18:54 | 1 |
| 1,1-Dichloroethene | 0.45 | U | 1.0 | 0.45 | ug/L | | | 07/28/14 18:54 | 1 |
| 1,2,3-Trichloropropane | 0.18 | U | 1.0 | 0.18 | ug/L | | | 07/28/14 18:54 | 1 |
| 1,2-Dibromo-3-Chloropropane | 2.5 | U | 5.0 | 2.5 | ug/L | | | 07/28/14 18:54 | 1 |
| 1,2-Dichlorobenzene | 0.44 | U | 1.0 | 0.44 | ug/L | | | 07/28/14 18:54 | 1 |
| 1,2-Dichloroethane | 0.57 | U | 1.0 | 0.57 | ug/L | | | 07/28/14 18:54 | 1 |
| 1,2-Dichloropropane | 0.52 | U | 1.0 | 0.52 | ug/L | | | 07/28/14 18:54 | 1 |
| 1,4-Dichlorobenzene | 0.52 | U | 1.0 | 0.52 | ug/L | | | 07/28/14 18:54 | 1 |
| 2-Butanone | 8.4 | U | 10 | 8.4 | ug/L | | | 07/28/14 18:54 | 1 |
| 2-Hexanone | 4.4 | U | 10 | 4.4 | ug/L | | | 07/28/14 18:54 | 1 |
| Acetone | 9.9 | U | 20 | 9.9 | ug/L | | | 07/28/14 18:54 | 1 |
| Acrylonitrile | 1.2 | U | 10 | 1.2 | ug/L | | | 07/28/14 18:54 | 1 |
| Benzene | 0.50 | U | 1.0 | 0.50 | ug/L | | | 07/28/14 18:54 | 1 |
| Bromochloromethane | 0.58 | U | 1.0 | 0.58 | ug/L | | | 07/28/14 18:54 | 1 |
| Bromodichloromethane | 0.35 | U | 1.0 | 0.35 | ug/L | | | 07/28/14 18:54 | 1 |
| Bromoform | 0.58 | U | 1.0 | 0.58 | ug/L | | | 07/28/14 18:54 | 1 |
| Bromomethane | 2.5 | U | 5.0 | 2.5 | ug/L | | | 07/28/14 18:54 | 1 |
| Carbon disulfide | 1.0 | U | 2.0 | 1.0 | ug/L | | | 07/28/14 18:54 | 1 |
| Carbon tetrachloride | 0.42 | U | 1.0 | 0.42 | ug/L | | | 07/28/14 18:54 | 1 |
| Chlorobenzene | 0.63 | U | 1.0 | 0.63 | ug/L | | | 07/28/14 18:54 | 1 |
| Chloroethane | 2.5 | U | 5.0 | 2.5 | ug/L | | | 07/28/14 18:54 | 1 |
| Chloroform | 0.90 | U | 1.0 | 0.90 | ug/L | | | 07/28/14 18:54 | 1 |
| Chloromethane | 1.0 | U | 4.0 | 1.0 | ug/L | | | 07/28/14 18:54 | 1 |
| **cis-1,2-Dichloroethene** | **2.2** | | 1.0 | 0.65 | ug/L | | | 07/28/14 18:54 | 1 |
| cis-1,3-Dichloropropene | 0.14 | U | 1.0 | 0.14 | ug/L | | | 07/28/14 18:54 | 1 |
| Dibromochloromethane | 0.34 | U | 1.0 | 0.34 | ug/L | | | 07/28/14 18:54 | 1 |
| Dibromomethane | 0.41 | U | 1.0 | 0.41 | ug/L | | | 07/28/14 18:54 | 1 |
| Ethylbenzene | 0.44 | U | 1.0 | 0.44 | ug/L | | | 07/28/14 18:54 | 1 |
| Ethylene Dibromide | 0.50 | U | 1.0 | 0.50 | ug/L | | | 07/28/14 18:54 | 1 |
| Iodomethane | 2.5 | U | 5.0 | 2.5 | ug/L | | | 07/28/14 18:54 | 1 |
| Methyl isobutyl ketone (MIBK) | 3.8 | U | 10 | 3.8 | ug/L | | | 07/28/14 18:54 | 1 |
| Methylene Chloride | 4.0 | U | 5.0 | 4.0 | ug/L | | | 07/28/14 18:54 | 1 |
| Styrene | 0.98 | U | 2.0 | 0.98 | ug/L | | | 07/28/14 18:54 | 1 |
| Tetrachloroethene | 0.50 | U | 1.0 | 0.50 | ug/L | | | 07/28/14 18:54 | 1 |
| Toluene | 0.51 | U | 1.0 | 0.51 | ug/L | | | 07/28/14 18:54 | 1 |
| trans-1,2-Dichloroethene | 0.44 | U | 1.0 | 0.44 | ug/L | | | 07/28/14 18:54 | 1 |
| trans-1,3-Dichloropropene | 0.14 | U | 1.0 | 0.14 | ug/L | | | 07/28/14 18:54 | 1 |
| trans-1,4-Dichloro-2-butene | 2.5 | U | 10 | 2.5 | ug/L | | | 07/28/14 18:54 | 1 |
| Trichloroethene | 0.50 | U | 1.0 | 0.50 | ug/L | | | 07/28/14 18:54 | 1 |
| Trichlorofluoromethane | 2.5 | U | 5.0 | 2.5 | ug/L | | | 07/28/14 18:54 | 1 |
| Vinyl acetate | 1.5 | U | 10 | 1.5 | ug/L | | | 07/28/14 18:54 | 1 |
| Vinyl chloride | 0.50 | U | 1.0 | 0.50 | ug/L | | | 07/28/14 18:54 | 1 |
| Xylenes, Total | 0.50 | U | 3.0 | 0.50 | ug/L | | | 07/28/14 18:54 | 1 |

**Client Sample ID: MW-15**
**Date Collected: 07/23/14 09:58**
**Date Received: 07/24/14 08:00**

**Lab Sample ID: 660-61884-3**
**Matrix: Ground Water**

| Surrogate | %Recovery | Qualifier | Limits | Prepared | Analyzed | Dil Fac |
|---|---|---|---|---|---|---|
| *4-Bromofluorobenzene* | *94* | | *70 - 130* | | *07/28/14 18:54* | *1* |
| *Dibromofluoromethane* | *118* | | *70 - 130* | | *07/28/14 18:54* | *1* |
| *Toluene-d8 (Surr)* | *101* | | *70 - 130* | | *07/28/14 18:54* | *1* |

## Method: 8011 - EDB, DBCP, and 1,2,3-TCP (GC)

| Analyte | Result | Qualifier | PQL | MDL | Unit | D | Prepared | Analyzed | Dil Fac |
|---|---|---|---|---|---|---|---|---|---|
| Ethylene Dibromide | 0.0023 | U | 0.021 | 0.0023 | ug/L | | 07/28/14 15:08 | 07/28/14 21:24 | 1 |
| 1,2-Dibromo-3-Chloropropane | 0.0053 | U | 0.021 | 0.0053 | ug/L | | 07/28/14 15:08 | 07/28/14 21:24 | 1 |
| 1,2,3-Trichloropropane | 0.095 | U | 0.21 | 0.095 | ug/L | | 07/28/14 15:08 | 07/28/14 21:24 | 1 |

| Surrogate | %Recovery | Qualifier | Limits | Prepared | Analyzed | Dil Fac |
|---|---|---|---|---|---|---|
| *Pentachloroethane* | *105* | | *60 - 144* | *07/28/14 15:08* | *07/28/14 21:24* | *1* |

## Method: 300.0 - Anions, Ion Chromatography

| Analyte | Result | Qualifier | PQL | MDL | Unit | D | Prepared | Analyzed | Dil Fac |
|---|---|---|---|---|---|---|---|---|---|
| **Chloride** | **2.6** | | 0.50 | 0.25 | mg/L | | | 08/01/14 16:58 | 1 |

## Method: 6020 - Metals (ICP/MS) - Total Recoverable

| Analyte | Result | Qualifier | PQL | MDL | Unit | D | Prepared | Analyzed | Dil Fac |
|---|---|---|---|---|---|---|---|---|---|
| Antimony | 2.3 | U | 5.0 | 2.3 | ug/L | | 07/28/14 16:30 | 08/02/14 08:57 | 1 |
| **Arsenic** | **4.1** | | 2.5 | 1.3 | ug/L | | 07/28/14 16:30 | 08/02/14 08:57 | 1 |
| **Barium** | **2.9** | **I** | 5.0 | 1.3 | ug/L | | 07/28/14 16:30 | 08/02/14 08:57 | 1 |
| Beryllium | 0.25 | U | 0.50 | 0.25 | ug/L | | 07/28/14 16:30 | 08/02/14 08:57 | 1 |
| Cadmium | 0.095 | U | 0.50 | 0.095 | ug/L | | 07/28/14 16:30 | 08/02/14 08:57 | 1 |
| Chromium | 2.5 | U | 5.0 | 2.5 | ug/L | | 07/28/14 16:30 | 08/02/14 08:57 | 1 |
| **Cobalt** | **0.28** | **I** | 0.50 | 0.15 | ug/L | | 07/28/14 16:30 | 08/02/14 08:57 | 1 |
| Copper | 1.1 | U | 5.0 | 1.1 | ug/L | | 07/28/14 16:30 | 08/02/14 08:57 | 1 |
| **Iron** | **7200** | | 100 | 33 | ug/L | | 07/28/14 16:30 | 08/02/14 12:42 | 1 |
| Lead | 0.20 | U | 1.5 | 0.20 | ug/L | | 07/28/14 16:30 | 08/02/14 08:57 | 1 |
| **Nickel** | **3.1** | **I** | 5.0 | 2.0 | ug/L | | 07/28/14 16:30 | 08/02/14 08:57 | 1 |
| Selenium | 1.0 | U | 2.5 | 1.0 | ug/L | | 07/28/14 16:30 | 08/02/14 08:57 | 1 |
| Silver | 0.25 | U | 1.0 | 0.25 | ug/L | | 07/28/14 16:30 | 08/02/14 08:57 | 1 |
| **Sodium** | **1.7** | | 0.50 | 0.25 | mg/L | | 07/28/14 16:30 | 08/02/14 12:42 | 1 |
| Thallium | 0.50 | U | 1.0 | 0.50 | ug/L | | 07/28/14 16:30 | 08/02/14 08:57 | 1 |
| Vanadium | 3.8 | U | 10 | 3.8 | ug/L | | 07/28/14 16:30 | 08/02/14 08:57 | 1 |
| Zinc | 8.3 | U | 20 | 8.3 | ug/L | | 07/28/14 16:30 | 08/02/14 08:57 | 1 |

## Method: 7470A - Mercury (CVAA)

| Analyte | Result | Qualifier | PQL | MDL | Unit | D | Prepared | Analyzed | Dil Fac |
|---|---|---|---|---|---|---|---|---|---|
| Mercury | 0.091 | U | 0.20 | 0.091 | ug/L | | 07/30/14 13:09 | 07/31/14 11:57 | 1 |

## General Chemistry

| Analyte | Result | Qualifier | PQL | MDL | Unit | D | Prepared | Analyzed | Dil Fac |
|---|---|---|---|---|---|---|---|---|---|
| **Total Dissolved Solids** | **42** | | 5.0 | 5.0 | mg/L | | | 07/30/14 14:47 | 1 |
| **Ammonia** | **0.67** | | 0.050 | 0.026 | mg/L | | | 07/30/14 09:02 | 1 |
| Nitrate as N | 0.10 | U | 0.50 | 0.10 | mg/L | | | 07/24/14 16:12 | 1 |

## Method: Field Sampling - Field Sampling

| Analyte | Result | Qualifier | PQL | MDL | Unit | D | Prepared | Analyzed | Dil Fac |
|---|---|---|---|---|---|---|---|---|---|
| **Color** | **Clear** | | | | No Unit | | | 07/23/14 09:58 | 1 |
| **Field pH** | **4.24** | | | | SU | | | 07/23/14 09:58 | 1 |
| **Field Temperature** | **22.9** | | | | Degrees C | | | 07/23/14 09:58 | 1 |

Client: CDM Smith, Inc.
Project/Site: Citrus County LF Semi-Annual (July 2014)

TestAmerica Job ID: 660-61845-1

**Client Sample ID: MW-15**
**Date Collected: 07/23/14 09:58**
**Date Received: 07/24/14 08:00**

**Lab Sample ID: 660-61884-3**
**Matrix: Ground Water**

**Method: Field Sampling - Field Sampling (Continued)**

| Analyte | Result | Qualifier | PQL | MDL | Unit | D | Prepared | Analyzed | Dil Fac |
|---|---|---|---|---|---|---|---|---|---|
| Oxygen, Dissolved | 0.37 | | | | mg/L | | | 07/23/14 09:58 | 1 |
| Sheen | No | | | | No Unit | | | 07/23/14 09:58 | 1 |
| Specific Conductance | 51 | | | | umhos/cm | | | 07/23/14 09:58 | 1 |
| Turbidity | 3.55 | | | | NTU | | | 07/23/14 09:58 | 1 |
| Water Level | 117.78 | | | | ft | | | 07/23/14 09:58 | 1 |

Client: CDM Smith, Inc.
Project/Site: Citrus County LF Semi-Annual (July 2014)

TestAmerica Job ID: 660-61845-1

**Client Sample ID: MW-14**
**Date Collected: 07/23/14 09:20**
**Date Received: 07/24/14 08:00**

**Lab Sample ID: 660-61884-4**
**Matrix: Ground Water**

**Method: 8260B - Volatile Organic Compounds (GC/MS)**

| Analyte | Result | Qualifier | PQL | MDL | Unit | D | Prepared | Analyzed | Dil Fac |
|---|---|---|---|---|---|---|---|---|---|
| 1,1,1,2-Tetrachloroethane | 0.63 | U | 1.0 | 0.63 | ug/L | | | 07/28/14 19:13 | 1 |
| 1,1,1-Trichloroethane | 0.46 | U | 1.0 | 0.46 | ug/L | | | 07/28/14 19:13 | 1 |
| 1,1,2,2-Tetrachloroethane | 0.15 | U | 1.0 | 0.15 | ug/L | | | 07/28/14 19:13 | 1 |
| 1,1,2-Trichloroethane | 0.47 | U | 1.0 | 0.47 | ug/L | | | 07/28/14 19:13 | 1 |
| 1,1-Dichloroethane | 0.52 | U | 1.0 | 0.52 | ug/L | | | 07/28/14 19:13 | 1 |
| 1,1-Dichloroethene | 0.45 | U | 1.0 | 0.45 | ug/L | | | 07/28/14 19:13 | 1 |
| 1,2,3-Trichloropropane | 0.18 | U | 1.0 | 0.18 | ug/L | | | 07/28/14 19:13 | 1 |
| 1,2-Dibromo-3-Chloropropane | 2.5 | U | 5.0 | 2.5 | ug/L | | | 07/28/14 19:13 | 1 |
| 1,2-Dichlorobenzene | 0.44 | U | 1.0 | 0.44 | ug/L | | | 07/28/14 19:13 | 1 |
| 1,2-Dichloroethane | 0.57 | U | 1.0 | 0.57 | ug/L | | | 07/28/14 19:13 | 1 |
| 1,2-Dichloropropane | 0.52 | U | 1.0 | 0.52 | ug/L | | | 07/28/14 19:13 | 1 |
| 1,4-Dichlorobenzene | 0.52 | U | 1.0 | 0.52 | ug/L | | | 07/28/14 19:13 | 1 |
| 2-Butanone | 8.4 | U | 10 | 8.4 | ug/L | | | 07/28/14 19:13 | 1 |
| 2-Hexanone | 4.4 | U | 10 | 4.4 | ug/L | | | 07/28/14 19:13 | 1 |
| Acetone | 9.9 | U | 20 | 9.9 | ug/L | | | 07/28/14 19:13 | 1 |
| Acrylonitrile | 1.2 | U | 10 | 1.2 | ug/L | | | 07/28/14 19:13 | 1 |
| Benzene | 0.50 | U | 1.0 | 0.50 | ug/L | | | 07/28/14 19:13 | 1 |
| Bromochloromethane | 0.58 | U | 1.0 | 0.58 | ug/L | | | 07/28/14 19:13 | 1 |
| Bromodichloromethane | 0.35 | U | 1.0 | 0.35 | ug/L | | | 07/28/14 19:13 | 1 |
| Bromoform | 0.58 | U | 1.0 | 0.58 | ug/L | | | 07/28/14 19:13 | 1 |
| Bromomethane | 2.5 | U | 5.0 | 2.5 | ug/L | | | 07/28/14 19:13 | 1 |
| Carbon disulfide | 1.0 | U | 2.0 | 1.0 | ug/L | | | 07/28/14 19:13 | 1 |
| Carbon tetrachloride | 0.42 | U | 1.0 | 0.42 | ug/L | | | 07/28/14 19:13 | 1 |
| Chlorobenzene | 0.63 | U | 1.0 | 0.63 | ug/L | | | 07/28/14 19:13 | 1 |
| Chloroethane | 2.5 | U | 5.0 | 2.5 | ug/L | | | 07/28/14 19:13 | 1 |
| Chloroform | 0.90 | U | 1.0 | 0.90 | ug/L | | | 07/28/14 19:13 | 1 |
| Chloromethane | 1.0 | U | 4.0 | 1.0 | ug/L | | | 07/28/14 19:13 | 1 |
| cis-1,2-Dichloroethene | 0.65 | U | 1.0 | 0.65 | ug/L | | | 07/28/14 19:13 | 1 |
| cis-1,3-Dichloropropene | 0.14 | U | 1.0 | 0.14 | ug/L | | | 07/28/14 19:13 | 1 |
| Dibromochloromethane | 0.34 | U | 1.0 | 0.34 | ug/L | | | 07/28/14 19:13 | 1 |
| Dibromomethane | 0.41 | U | 1.0 | 0.41 | ug/L | | | 07/28/14 19:13 | 1 |
| Ethylbenzene | 0.44 | U | 1.0 | 0.44 | ug/L | | | 07/28/14 19:13 | 1 |
| Ethylene Dibromide | 0.50 | U | 1.0 | 0.50 | ug/L | | | 07/28/14 19:13 | 1 |
| Iodomethane | 2.5 | U | 5.0 | 2.5 | ug/L | | | 07/28/14 19:13 | 1 |
| Methyl isobutyl ketone (MIBK) | 3.8 | U | 10 | 3.8 | ug/L | | | 07/28/14 19:13 | 1 |
| Methylene Chloride | 4.0 | U | 5.0 | 4.0 | ug/L | | | 07/28/14 19:13 | 1 |
| Styrene | 0.98 | U | 2.0 | 0.98 | ug/L | | | 07/28/14 19:13 | 1 |
| Tetrachloroethene | 0.50 | U | 1.0 | 0.50 | ug/L | | | 07/28/14 19:13 | 1 |
| Toluene | 0.51 | U | 1.0 | 0.51 | ug/L | | | 07/28/14 19:13 | 1 |
| trans-1,2-Dichloroethene | 0.44 | U | 1.0 | 0.44 | ug/L | | | 07/28/14 19:13 | 1 |
| trans-1,3-Dichloropropene | 0.14 | U | 1.0 | 0.14 | ug/L | | | 07/28/14 19:13 | 1 |
| trans-1,4-Dichloro-2-butene | 2.5 | U | 10 | 2.5 | ug/L | | | 07/28/14 19:13 | 1 |
| Trichloroethene | 0.50 | U | 1.0 | 0.50 | ug/L | | | 07/28/14 19:13 | 1 |
| Trichlorofluoromethane | 2.5 | U | 5.0 | 2.5 | ug/L | | | 07/28/14 19:13 | 1 |
| Vinyl acetate | 1.5 | U | 10 | 1.5 | ug/L | | | 07/28/14 19:13 | 1 |
| Vinyl chloride | 0.50 | U | 1.0 | 0.50 | ug/L | | | 07/28/14 19:13 | 1 |
| Xylenes, Total | 0.50 | U | 3.0 | 0.50 | ug/L | | | 07/28/14 19:13 | 1 |

Client: CDM Smith, Inc.
Project/Site: Citrus County LF Semi-Annual (July 2014)

TestAmerica Job ID: 660-61845-1

**Client Sample ID: MW-14**
**Date Collected: 07/23/14 09:20**
**Date Received: 07/24/14 08:00**

**Lab Sample ID: 660-61884-4**
**Matrix: Ground Water**

| *Surrogate* | *%Recovery* | *Qualifier* | *Limits* | *Prepared* | *Analyzed* | *Dil Fac* |
|---|---|---|---|---|---|---|
| *4-Bromofluorobenzene* | *90* | | *70 - 130* | | *07/28/14 19:13* | *1* |
| *Dibromofluoromethane* | *120* | | *70 - 130* | | *07/28/14 19:13* | *1* |
| *Toluene-d8 (Surr)* | *106* | | *70 - 130* | | *07/28/14 19:13* | *1* |

## Method: 8011 - EDB, DBCP, and 1,2,3-TCP (GC)

| Analyte | Result | Qualifier | PQL | MDL | Unit | D | Prepared | Analyzed | Dil Fac |
|---|---|---|---|---|---|---|---|---|---|
| Ethylene Dibromide | 0.0023 | U | 0.021 | 0.0023 | ug/L | | 07/28/14 15:08 | 07/28/14 21:37 | 1 |
| 1,2-Dibromo-3-Chloropropane | 0.0052 | U | 0.021 | 0.0052 | ug/L | | 07/28/14 15:08 | 07/28/14 21:37 | 1 |
| 1,2,3-Trichloropropane | 0.093 | U | 0.21 | 0.093 | ug/L | | 07/28/14 15:08 | 07/28/14 21:37 | 1 |

| *Surrogate* | *%Recovery* | *Qualifier* | *Limits* | *Prepared* | *Analyzed* | *Dil Fac* |
|---|---|---|---|---|---|---|
| *Pentachloroethane* | *103* | | *60 - 144* | *07/28/14 15:08* | *07/28/14 21:37* | *1* |

## Method: 300.0 - Anions, Ion Chromatography

| Analyte | Result | Qualifier | PQL | MDL | Unit | D | Prepared | Analyzed | Dil Fac |
|---|---|---|---|---|---|---|---|---|---|
| **Chloride** | **3.7** | | 0.50 | 0.25 | mg/L | | | 08/01/14 17:14 | 1 |

## Method: 6020 - Metals (ICP/MS) - Total Recoverable

| Analyte | Result | Qualifier | PQL | MDL | Unit | D | Prepared | Analyzed | Dil Fac |
|---|---|---|---|---|---|---|---|---|---|
| Antimony | 2.3 | U | 5.0 | 2.3 | ug/L | | 07/28/14 16:30 | 08/02/14 09:05 | 1 |
| Arsenic | 1.3 | U | 2.5 | 1.3 | ug/L | | 07/28/14 16:30 | 08/02/14 09:05 | 1 |
| **Barium** | **13** | | 5.0 | 1.3 | ug/L | | 07/28/14 16:30 | 08/02/14 09:05 | 1 |
| Beryllium | 0.25 | U | 0.50 | 0.25 | ug/L | | 07/28/14 16:30 | 08/02/14 09:05 | 1 |
| **Cadmium** | **0.34** | **I** | 0.50 | 0.095 | ug/L | | 07/28/14 16:30 | 08/02/14 09:05 | 1 |
| Chromium | 2.5 | U | 5.0 | 2.5 | ug/L | | 07/28/14 16:30 | 08/02/14 09:05 | 1 |
| **Cobalt** | **0.90** | | 0.50 | 0.15 | ug/L | | 07/28/14 16:30 | 08/02/14 09:05 | 1 |
| Copper | 1.1 | U | 5.0 | 1.1 | ug/L | | 07/28/14 16:30 | 08/02/14 09:05 | 1 |
| **Iron** | **51** | **I** | 100 | 33 | ug/L | | 07/28/14 16:30 | 08/02/14 12:49 | 1 |
| Lead | 0.20 | U | 1.5 | 0.20 | ug/L | | 07/28/14 16:30 | 08/02/14 09:05 | 1 |
| Nickel | 2.0 | U | 5.0 | 2.0 | ug/L | | 07/28/14 16:30 | 08/02/14 09:05 | 1 |
| Selenium | 1.0 | U | 2.5 | 1.0 | ug/L | | 07/28/14 16:30 | 08/02/14 09:05 | 1 |
| Silver | 0.25 | U | 1.0 | 0.25 | ug/L | | 07/28/14 16:30 | 08/02/14 09:05 | 1 |
| **Sodium** | **3.0** | | 0.50 | 0.25 | mg/L | | 07/28/14 16:30 | 08/02/14 12:49 | 1 |
| Thallium | 0.50 | U | 1.0 | 0.50 | ug/L | | 07/28/14 16:30 | 08/02/14 09:05 | 1 |
| **Vanadium** | **4.2** | **I** | 10 | 3.8 | ug/L | | 07/28/14 16:30 | 08/02/14 09:05 | 1 |
| Zinc | 8.3 | U | 20 | 8.3 | ug/L | | 07/28/14 16:30 | 08/02/14 09:05 | 1 |

## Method: 7470A - Mercury (CVAA)

| Analyte | Result | Qualifier | PQL | MDL | Unit | D | Prepared | Analyzed | Dil Fac |
|---|---|---|---|---|---|---|---|---|---|
| Mercury | 0.091 | U | 0.20 | 0.091 | ug/L | | 07/30/14 13:09 | 07/31/14 12:05 | 1 |

## General Chemistry

| Analyte | Result | Qualifier | PQL | MDL | Unit | D | Prepared | Analyzed | Dil Fac |
|---|---|---|---|---|---|---|---|---|---|
| **Ammonia** | **0.53** | | 0.050 | 0.026 | mg/L | | | 07/30/14 09:02 | 1 |
| Nitrate as N | 0.10 | U | 0.50 | 0.10 | mg/L | | | 07/24/14 16:13 | 1 |
| **Total Dissolved Solids** | **260** | | 10 | 10 | mg/L | | | 07/30/14 12:57 | 1 |

## Method: Field Sampling - Field Sampling

| Analyte | Result | Qualifier | PQL | MDL | Unit | D | Prepared | Analyzed | Dil Fac |
|---|---|---|---|---|---|---|---|---|---|
| **Color** | **Clear** | | | | No Unit | | | 07/23/14 09:20 | 1 |
| **Field pH** | **6.70** | | | | SU | | | 07/23/14 09:20 | 1 |
| **Field Temperature** | **23.4** | | | | Degrees C | | | 07/23/14 09:20 | 1 |

Client: CDM Smith, Inc.
Project/Site: Citrus County LF Semi-Annual (July 2014)

TestAmerica Job ID: 660-61845-1

**Client Sample ID: MW-14**
**Date Collected: 07/23/14 09:20**
**Date Received: 07/24/14 08:00**

**Lab Sample ID: 660-61884-4**
**Matrix: Ground Water**

**Method: Field Sampling - Field Sampling (Continued)**

| Analyte | Result | Qualifier | PQL | MDL | Unit | D | Prepared | Analyzed | Dil Fac |
|---|---|---|---|---|---|---|---|---|---|
| Oxygen, Dissolved | 0.44 | | | | mg/L | | | 07/23/14 09:20 | 1 |
| Sheen | No | | | | No Unit | | | 07/23/14 09:20 | 1 |
| Specific Conductance | 508 | | | | umhos/cm | | | 07/23/14 09:20 | 1 |
| Turbidity | 2.30 | | | | NTU | | | 07/23/14 09:20 | 1 |
| Water Level | 103.05 | | | | ft | | | 07/23/14 09:20 | 1 |

Client: CDM Smith, Inc.
Project/Site: Citrus County LF Semi-Annual (July 2014)

TestAmerica Job ID: 660-61845-1

**Client Sample ID: MW-17**
**Date Collected: 07/23/14 10:36**
**Date Received: 07/24/14 08:00**

**Lab Sample ID: 660-61884-5**
**Matrix: Ground Water**

**Method: 8260B - Volatile Organic Compounds (GC/MS)**

| Analyte | Result | Qualifier | PQL | MDL | Unit | D | Prepared | Analyzed | Dil Fac |
|---|---|---|---|---|---|---|---|---|---|
| 1,1,1,2-Tetrachloroethane | 0.63 | U | 1.0 | 0.63 | ug/L | | | 07/28/14 19:32 | 1 |
| 1,1,1-Trichloroethane | 0.46 | U | 1.0 | 0.46 | ug/L | | | 07/28/14 19:32 | 1 |
| 1,1,2,2-Tetrachloroethane | 0.15 | U | 1.0 | 0.15 | ug/L | | | 07/28/14 19:32 | 1 |
| 1,1,2-Trichloroethane | 0.47 | U | 1.0 | 0.47 | ug/L | | | 07/28/14 19:32 | 1 |
| 1,1-Dichloroethane | 0.52 | U | 1.0 | 0.52 | ug/L | | | 07/28/14 19:32 | 1 |
| 1,1-Dichloroethene | 0.45 | U | 1.0 | 0.45 | ug/L | | | 07/28/14 19:32 | 1 |
| 1,2,3-Trichloropropane | 0.18 | U | 1.0 | 0.18 | ug/L | | | 07/28/14 19:32 | 1 |
| 1,2-Dibromo-3-Chloropropane | 2.5 | U | 5.0 | 2.5 | ug/L | | | 07/28/14 19:32 | 1 |
| 1,2-Dichlorobenzene | 0.44 | U | 1.0 | 0.44 | ug/L | | | 07/28/14 19:32 | 1 |
| 1,2-Dichloroethane | 0.57 | U | 1.0 | 0.57 | ug/L | | | 07/28/14 19:32 | 1 |
| 1,2-Dichloropropane | 0.52 | U | 1.0 | 0.52 | ug/L | | | 07/28/14 19:32 | 1 |
| **1,4-Dichlorobenzene** | **0.64** | **I** | 1.0 | 0.52 | ug/L | | | 07/28/14 19:32 | 1 |
| 2-Butanone | 8.4 | U | 10 | 8.4 | ug/L | | | 07/28/14 19:32 | 1 |
| 2-Hexanone | 4.4 | U | 10 | 4.4 | ug/L | | | 07/28/14 19:32 | 1 |
| Acetone | 9.9 | U | 20 | 9.9 | ug/L | | | 07/28/14 19:32 | 1 |
| Acrylonitrile | 1.2 | U | 10 | 1.2 | ug/L | | | 07/28/14 19:32 | 1 |
| Benzene | 0.50 | U | 1.0 | 0.50 | ug/L | | | 07/28/14 19:32 | 1 |
| Bromochloromethane | 0.58 | U | 1.0 | 0.58 | ug/L | | | 07/28/14 19:32 | 1 |
| Bromodichloromethane | 0.35 | U | 1.0 | 0.35 | ug/L | | | 07/28/14 19:32 | 1 |
| Bromoform | 0.58 | U | 1.0 | 0.58 | ug/L | | | 07/28/14 19:32 | 1 |
| Bromomethane | 2.5 | U | 5.0 | 2.5 | ug/L | | | 07/28/14 19:32 | 1 |
| Carbon disulfide | 1.0 | U | 2.0 | 1.0 | ug/L | | | 07/28/14 19:32 | 1 |
| Carbon tetrachloride | 0.42 | U | 1.0 | 0.42 | ug/L | | | 07/28/14 19:32 | 1 |
| Chlorobenzene | 0.63 | U | 1.0 | 0.63 | ug/L | | | 07/28/14 19:32 | 1 |
| Chloroethane | 2.5 | U | 5.0 | 2.5 | ug/L | | | 07/28/14 19:32 | 1 |
| Chloroform | 0.90 | U | 1.0 | 0.90 | ug/L | | | 07/28/14 19:32 | 1 |
| Chloromethane | 1.0 | U | 4.0 | 1.0 | ug/L | | | 07/28/14 19:32 | 1 |
| cis-1,2-Dichloroethene | 0.65 | U | 1.0 | 0.65 | ug/L | | | 07/28/14 19:32 | 1 |
| cis-1,3-Dichloropropene | 0.14 | U | 1.0 | 0.14 | ug/L | | | 07/28/14 19:32 | 1 |
| Dibromochloromethane | 0.34 | U | 1.0 | 0.34 | ug/L | | | 07/28/14 19:32 | 1 |
| Dibromomethane | 0.41 | U | 1.0 | 0.41 | ug/L | | | 07/28/14 19:32 | 1 |
| Ethylbenzene | 0.44 | U | 1.0 | 0.44 | ug/L | | | 07/28/14 19:32 | 1 |
| Ethylene Dibromide | 0.50 | U | 1.0 | 0.50 | ug/L | | | 07/28/14 19:32 | 1 |
| Iodomethane | 2.5 | U | 5.0 | 2.5 | ug/L | | | 07/28/14 19:32 | 1 |
| Methyl isobutyl ketone (MIBK) | 3.8 | U | 10 | 3.8 | ug/L | | | 07/28/14 19:32 | 1 |
| Methylene Chloride | 4.0 | U | 5.0 | 4.0 | ug/L | | | 07/28/14 19:32 | 1 |
| Styrene | 0.98 | U | 2.0 | 0.98 | ug/L | | | 07/28/14 19:32 | 1 |
| Tetrachloroethene | 0.50 | U | 1.0 | 0.50 | ug/L | | | 07/28/14 19:32 | 1 |
| Toluene | 0.51 | U | 1.0 | 0.51 | ug/L | | | 07/28/14 19:32 | 1 |
| trans-1,2-Dichloroethene | 0.44 | U | 1.0 | 0.44 | ug/L | | | 07/28/14 19:32 | 1 |
| trans-1,3-Dichloropropene | 0.14 | U | 1.0 | 0.14 | ug/L | | | 07/28/14 19:32 | 1 |
| trans-1,4-Dichloro-2-butene | 2.5 | U | 10 | 2.5 | ug/L | | | 07/28/14 19:32 | 1 |
| Trichloroethene | 0.50 | U | 1.0 | 0.50 | ug/L | | | 07/28/14 19:32 | 1 |
| Trichlorofluoromethane | 2.5 | U | 5.0 | 2.5 | ug/L | | | 07/28/14 19:32 | 1 |
| Vinyl acetate | 1.5 | U | 10 | 1.5 | ug/L | | | 07/28/14 19:32 | 1 |
| Vinyl chloride | 0.50 | U | 1.0 | 0.50 | ug/L | | | 07/28/14 19:32 | 1 |
| Xylenes, Total | 0.50 | U | 3.0 | 0.50 | ug/L | | | 07/28/14 19:32 | 1 |

**Client Sample ID: MW-17**
**Date Collected: 07/23/14 10:36**
**Date Received: 07/24/14 08:00**

**Lab Sample ID: 660-61884-5**
**Matrix: Ground Water**

| Surrogate | %Recovery | Qualifier | Limits | Prepared | Analyzed | Dil Fac |
|---|---|---|---|---|---|---|
| *4-Bromofluorobenzene* | *96* | | *70 - 130* | | *07/28/14 19:32* | *1* |
| *Dibromofluoromethane* | *114* | | *70 - 130* | | *07/28/14 19:32* | *1* |
| *Toluene-d8 (Surr)* | *100* | | *70 - 130* | | *07/28/14 19:32* | *1* |

## Method: 8011 - EDB, DBCP, and 1,2,3-TCP (GC)

| Analyte | Result | Qualifier | PQL | MDL | Unit | D | Prepared | Analyzed | Dil Fac |
|---|---|---|---|---|---|---|---|---|---|
| Ethylene Dibromide | 0.0023 | U | 0.020 | 0.0023 | ug/L | | 07/28/14 15:08 | 07/28/14 21:49 | 1 |
| 1,2-Dibromo-3-Chloropropane | 0.0051 | U | 0.020 | 0.0051 | ug/L | | 07/28/14 15:08 | 07/28/14 21:49 | 1 |
| 1,2,3-Trichloropropane | 0.092 | U | 0.20 | 0.092 | ug/L | | 07/28/14 15:08 | 07/28/14 21:49 | 1 |

| Surrogate | %Recovery | Qualifier | Limits | Prepared | Analyzed | Dil Fac |
|---|---|---|---|---|---|---|
| *Pentachloroethane* | *107* | | *60 - 144* | *07/28/14 15:08* | *07/28/14 21:49* | *1* |

## Method: 300.0 - Anions, Ion Chromatography

| Analyte | Result | Qualifier | PQL | MDL | Unit | D | Prepared | Analyzed | Dil Fac |
|---|---|---|---|---|---|---|---|---|---|
| **Chloride** | **4.8** | | 0.50 | 0.25 | mg/L | | | 08/01/14 17:29 | 1 |

## Method: 6020 - Metals (ICP/MS) - Total Recoverable

| Analyte | Result | Qualifier | PQL | MDL | Unit | D | Prepared | Analyzed | Dil Fac |
|---|---|---|---|---|---|---|---|---|---|
| Antimony | 2.3 | U | 5.0 | 2.3 | ug/L | | 07/28/14 16:30 | 08/02/14 09:12 | 1 |
| **Arsenic** | **4.6** | | 2.5 | 1.3 | ug/L | | 07/28/14 16:30 | 08/02/14 09:12 | 1 |
| **Barium** | **13** | | 5.0 | 1.3 | ug/L | | 07/28/14 16:30 | 08/02/14 09:12 | 1 |
| Beryllium | 0.25 | U | 0.50 | 0.25 | ug/L | | 07/28/14 16:30 | 08/02/14 09:12 | 1 |
| Cadmium | 0.095 | U | 0.50 | 0.095 | ug/L | | 07/28/14 16:30 | 08/02/14 09:12 | 1 |
| Chromium | 2.5 | U | 5.0 | 2.5 | ug/L | | 07/28/14 16:30 | 08/02/14 09:12 | 1 |
| **Cobalt** | **5.8** | | 0.50 | 0.15 | ug/L | | 07/28/14 16:30 | 08/02/14 09:12 | 1 |
| Copper | 1.1 | U | 5.0 | 1.1 | ug/L | | 07/28/14 16:30 | 08/02/14 09:12 | 1 |
| **Iron** | **13000** | | 100 | 33 | ug/L | | 07/28/14 16:30 | 08/02/14 12:56 | 1 |
| **Lead** | **0.29** | **I** | 1.5 | 0.20 | ug/L | | 07/28/14 16:30 | 08/02/14 09:12 | 1 |
| **Nickel** | **2.3** | **I** | 5.0 | 2.0 | ug/L | | 07/28/14 16:30 | 08/02/14 09:12 | 1 |
| Selenium | 1.0 | U | 2.5 | 1.0 | ug/L | | 07/28/14 16:30 | 08/02/14 09:12 | 1 |
| Silver | 0.25 | U | 1.0 | 0.25 | ug/L | | 07/28/14 16:30 | 08/02/14 09:12 | 1 |
| **Sodium** | **2.4** | | 0.50 | 0.25 | mg/L | | 07/28/14 16:30 | 08/02/14 12:56 | 1 |
| Thallium | 0.50 | U | 1.0 | 0.50 | ug/L | | 07/28/14 16:30 | 08/02/14 09:12 | 1 |
| Vanadium | 3.8 | U | 10 | 3.8 | ug/L | | 07/28/14 16:30 | 08/02/14 09:12 | 1 |
| Zinc | 8.3 | U | 20 | 8.3 | ug/L | | 07/28/14 16:30 | 08/02/14 09:12 | 1 |

## Method: 7470A - Mercury (CVAA)

| Analyte | Result | Qualifier | PQL | MDL | Unit | D | Prepared | Analyzed | Dil Fac |
|---|---|---|---|---|---|---|---|---|---|
| Mercury | 0.091 | U | 0.20 | 0.091 | ug/L | | 07/30/14 13:09 | 07/31/14 12:08 | 1 |

## General Chemistry

| Analyte | Result | Qualifier | PQL | MDL | Unit | D | Prepared | Analyzed | Dil Fac |
|---|---|---|---|---|---|---|---|---|---|
| **Total Dissolved Solids** | **50** | | 5.0 | 5.0 | mg/L | | | 07/30/14 14:47 | 1 |
| **Ammonia** | **1.2** | | 0.050 | 0.026 | mg/L | | | 07/30/14 09:02 | 1 |
| Nitrate as N | 0.10 | U | 0.50 | 0.10 | mg/L | | | 07/24/14 16:14 | 1 |

## Method: Field Sampling - Field Sampling

| Analyte | Result | Qualifier | PQL | MDL | Unit | D | Prepared | Analyzed | Dil Fac |
|---|---|---|---|---|---|---|---|---|---|
| **Color** | **Clear** | | | | No Unit | | | 07/23/14 10:36 | 1 |
| **Field pH** | **5.18** | | | | SU | | | 07/23/14 10:36 | 1 |
| **Field Temperature** | **24.1** | | | | Degrees C | | | 07/23/14 10:36 | 1 |

Client: CDM Smith, Inc.
Project/Site: Citrus County LF Semi-Annual (July 2014)

TestAmerica Job ID: 660-61845-1

**Client Sample ID: MW-17**
**Date Collected: 07/23/14 10:36**
**Date Received: 07/24/14 08:00**

**Lab Sample ID: 660-61884-5**
**Matrix: Ground Water**

**Method: Field Sampling - Field Sampling (Continued)**

| Analyte | Result | Qualifier | PQL | MDL | Unit | D | Prepared | Analyzed | Dil Fac |
|---|---|---|---|---|---|---|---|---|---|
| Oxygen, Dissolved | 0.39 | | | | mg/L | | | 07/23/14 10:36 | 1 |
| Sheen | No | | | | No Unit | | | 07/23/14 10:36 | 1 |
| Specific Conductance | 105 | | | | umhos/cm | | | 07/23/14 10:36 | 1 |
| Turbidity | 4.92 | | | | NTU | | | 07/23/14 10:36 | 1 |
| Water Level | 105.27 | | | | ft | | | 07/23/14 10:36 | 1 |

**Client Sample ID: Trip Blank**
**Date Collected: 07/23/14 00:00**
**Date Received: 07/24/14 08:00**

**Lab Sample ID: 660-61884-6**
**Matrix: Water**

**Method: 8260B - Volatile Organic Compounds (GC/MS)**

| Analyte | Result | Qualifier | PQL | MDL | Unit | D | Prepared | Analyzed | Dil Fac |
|---|---|---|---|---|---|---|---|---|---|
| 1,1,1,2-Tetrachloroethane | 0.63 | U | 1.0 | 0.63 | ug/L | | | 07/28/14 19:51 | 1 |
| 1,1,1-Trichloroethane | 0.46 | U | 1.0 | 0.46 | ug/L | | | 07/28/14 19:51 | 1 |
| 1,1,2,2-Tetrachloroethane | 0.15 | U | 1.0 | 0.15 | ug/L | | | 07/28/14 19:51 | 1 |
| 1,1,2-Trichloroethane | 0.47 | U | 1.0 | 0.47 | ug/L | | | 07/28/14 19:51 | 1 |
| 1,1-Dichloroethane | 0.52 | U | 1.0 | 0.52 | ug/L | | | 07/28/14 19:51 | 1 |
| 1,1-Dichloroethene | 0.45 | U | 1.0 | 0.45 | ug/L | | | 07/28/14 19:51 | 1 |
| 1,2,3-Trichloropropane | 0.18 | U | 1.0 | 0.18 | ug/L | | | 07/28/14 19:51 | 1 |
| 1,2-Dibromo-3-Chloropropane | 2.5 | U | 5.0 | 2.5 | ug/L | | | 07/28/14 19:51 | 1 |
| 1,2-Dichlorobenzene | 0.44 | U | 1.0 | 0.44 | ug/L | | | 07/28/14 19:51 | 1 |
| 1,2-Dichloroethane | 0.57 | U | 1.0 | 0.57 | ug/L | | | 07/28/14 19:51 | 1 |
| 1,2-Dichloropropane | 0.52 | U | 1.0 | 0.52 | ug/L | | | 07/28/14 19:51 | 1 |
| 1,4-Dichlorobenzene | 0.52 | U | 1.0 | 0.52 | ug/L | | | 07/28/14 19:51 | 1 |
| 2-Butanone | 8.4 | U | 10 | 8.4 | ug/L | | | 07/28/14 19:51 | 1 |
| 2-Hexanone | 4.4 | U | 10 | 4.4 | ug/L | | | 07/28/14 19:51 | 1 |
| Acetone | 9.9 | U | 20 | 9.9 | ug/L | | | 07/28/14 19:51 | 1 |
| Acrylonitrile | 1.2 | U | 10 | 1.2 | ug/L | | | 07/28/14 19:51 | 1 |
| Benzene | 0.50 | U | 1.0 | 0.50 | ug/L | | | 07/28/14 19:51 | 1 |
| Bromochloromethane | 0.58 | U | 1.0 | 0.58 | ug/L | | | 07/28/14 19:51 | 1 |
| Bromodichloromethane | 0.35 | U | 1.0 | 0.35 | ug/L | | | 07/28/14 19:51 | 1 |
| Bromoform | 0.58 | U | 1.0 | 0.58 | ug/L | | | 07/28/14 19:51 | 1 |
| Bromomethane | 2.5 | U | 5.0 | 2.5 | ug/L | | | 07/28/14 19:51 | 1 |
| Carbon disulfide | 1.0 | U | 2.0 | 1.0 | ug/L | | | 07/28/14 19:51 | 1 |
| Carbon tetrachloride | 0.42 | U | 1.0 | 0.42 | ug/L | | | 07/28/14 19:51 | 1 |
| Chlorobenzene | 0.63 | U | 1.0 | 0.63 | ug/L | | | 07/28/14 19:51 | 1 |
| Chloroethane | 2.5 | U | 5.0 | 2.5 | ug/L | | | 07/28/14 19:51 | 1 |
| Chloroform | 0.90 | U | 1.0 | 0.90 | ug/L | | | 07/28/14 19:51 | 1 |
| Chloromethane | 1.0 | U | 4.0 | 1.0 | ug/L | | | 07/28/14 19:51 | 1 |
| cis-1,2-Dichloroethene | 0.65 | U | 1.0 | 0.65 | ug/L | | | 07/28/14 19:51 | 1 |
| cis-1,3-Dichloropropene | 0.14 | U | 1.0 | 0.14 | ug/L | | | 07/28/14 19:51 | 1 |
| Dibromochloromethane | 0.34 | U | 1.0 | 0.34 | ug/L | | | 07/28/14 19:51 | 1 |
| Dibromomethane | 0.41 | U | 1.0 | 0.41 | ug/L | | | 07/28/14 19:51 | 1 |
| Ethylbenzene | 0.44 | U | 1.0 | 0.44 | ug/L | | | 07/28/14 19:51 | 1 |
| Ethylene Dibromide | 0.50 | U | 1.0 | 0.50 | ug/L | | | 07/28/14 19:51 | 1 |
| Iodomethane | 2.5 | U | 5.0 | 2.5 | ug/L | | | 07/28/14 19:51 | 1 |
| Methyl isobutyl ketone (MIBK) | 3.8 | U | 10 | 3.8 | ug/L | | | 07/28/14 19:51 | 1 |
| Methylene Chloride | 4.0 | U | 5.0 | 4.0 | ug/L | | | 07/28/14 19:51 | 1 |
| Styrene | 0.98 | U | 2.0 | 0.98 | ug/L | | | 07/28/14 19:51 | 1 |
| Tetrachloroethene | 0.50 | U | 1.0 | 0.50 | ug/L | | | 07/28/14 19:51 | 1 |
| Toluene | 0.51 | U | 1.0 | 0.51 | ug/L | | | 07/28/14 19:51 | 1 |
| trans-1,2-Dichloroethene | 0.44 | U | 1.0 | 0.44 | ug/L | | | 07/28/14 19:51 | 1 |
| trans-1,3-Dichloropropene | 0.14 | U | 1.0 | 0.14 | ug/L | | | 07/28/14 19:51 | 1 |
| trans-1,4-Dichloro-2-butene | 2.5 | U | 10 | 2.5 | ug/L | | | 07/28/14 19:51 | 1 |
| Trichloroethene | 0.50 | U | 1.0 | 0.50 | ug/L | | | 07/28/14 19:51 | 1 |
| Trichlorofluoromethane | 2.5 | U | 5.0 | 2.5 | ug/L | | | 07/28/14 19:51 | 1 |
| Vinyl acetate | 1.5 | U | 10 | 1.5 | ug/L | | | 07/28/14 19:51 | 1 |
| Vinyl chloride | 0.50 | U | 1.0 | 0.50 | ug/L | | | 07/28/14 19:51 | 1 |
| Xylenes, Total | 0.50 | U | 3.0 | 0.50 | ug/L | | | 07/28/14 19:51 | 1 |

Client: CDM Smith, Inc.
Project/Site: Citrus County LF Semi-Annual (July 2014)

TestAmerica Job ID: 660-61845-1

**Client Sample ID: Trip Blank**
**Date Collected: 07/23/14 00:00**
**Date Received: 07/24/14 08:00**

**Lab Sample ID: 660-61884-6**
**Matrix: Water**

| Surrogate | %Recovery | Qualifier | Limits | Prepared | Analyzed | Dil Fac |
|---|---|---|---|---|---|---|
| 4-Bromofluorobenzene | 95 | | 70 - 130 | | 07/28/14 19:51 | 1 |
| Dibromofluoromethane | 117 | | 70 - 130 | | 07/28/14 19:51 | 1 |
| Toluene-d8 (Surr) | 101 | | 70 - 130 | | 07/28/14 19:51 | 1 |

# Surrogate Summary

Client: CDM Smith, Inc.
Project/Site: Citrus County LF Semi-Annual (July 2014)

TestAmerica Job ID: 660-61845-1

## Method: 524.2 - Total Trihalomethane Calculation

**Matrix: Ground Water** — **Prep Type: Total/NA**

| | | Percent Surrogate Recovery (Acceptance Limits) | |
|---|---|---|---|
| | | BFB | 12DCB |
| Lab Sample ID | Client Sample ID | (70-130) | (70-130) |
| 660-61884-1 | MW-6 | 94 | 98 |

**Surrogate Legend**

BFB = 4-Bromofluorobenzene

12DCB = 1,2-Dichlorobenzene-d4

## Method: 524.2 - Total Trihalomethane Calculation

**Matrix: Water** — **Prep Type: Total/NA**

| | | Percent Surrogate Recovery (Acceptance Limits) | |
|---|---|---|---|
| | | BFB | 12DCB |
| Lab Sample ID | Client Sample ID | (70-130) | (70-130) |
| LCS 680-341282/3 | Lab Control Sample | 97 | 97 |
| LCSD 680-341282/4 | Lab Control Sample Dup | 105 | 96 |
| MB 680-341282/7 | Method Blank | 95 | 92 |

**Surrogate Legend**

BFB = 4-Bromofluorobenzene

12DCB = 1,2-Dichlorobenzene-d4

## Method: 8260B - Volatile Organic Compounds (GC/MS)

**Matrix: Ground Water** — **Prep Type: Total/NA**

| | | Percent Surrogate Recovery (Acceptance Limits) | | |
|---|---|---|---|---|
| | | BFB | DBFM | TOL |
| Lab Sample ID | Client Sample ID | (70-130) | (70-130) | (70-130) |
| 660-61845-2 | Field Blank | 106 | 109 | 110 |
| 660-61845-3 | MW-20 | 102 | 105 | 111 |
| 660-61845-4 | MW-7 | 99 | 109 | 108 |
| 660-61845-5 | MW-12 | 102 | 113 | 112 |
| 660-61845-6 | MW-21 | 101 | 111 | 108 |
| 660-61845-7 | MW-3 | 101 | 105 | 109 |
| 660-61845-8 | MW-11 | 100 | 108 | 110 |
| 660-61845-12 | MW-18 | 104 | 111 | 110 |
| 660-61845-13 | MW-19 | 102 | 111 | 115 |
| 660-61884-2 | MW-13 | 90 | 113 | 99 |
| 660-61884-3 | MW-15 | 94 | 118 | 101 |
| 660-61884-4 | MW-14 | 90 | 120 | 106 |
| 660-61884-5 | MW-17 | 96 | 114 | 100 |

**Surrogate Legend**

BFB = 4-Bromofluorobenzene

DBFM = Dibromofluoromethane

TOL = Toluene-d8 (Surr)

# Surrogate Summary

Client: CDM Smith, Inc.
Project/Site: Citrus County LF Semi-Annual (July 2014)

TestAmerica Job ID: 660-61845-1

## Method: 8260B - Volatile Organic Compounds (GC/MS)

**Matrix: Water** — **Prep Type: Total/NA**

| | | Percent Surrogate Recovery (Acceptance Limits) | | |
|---|---|---|---|---|
| | | BFB | DBFM | TOL |
| Lab Sample ID | Client Sample ID | (70-130) | (70-130) | (70-130) |
| 660-61843-A-4 MS | Matrix Spike | 98 | 105 | 104 |
| 660-61843-C-5 DU | Duplicate | 100 | 109 | 110 |
| 660-61845-1 | MW-10 | 102 | 110 | 114 |
| 660-61845-9 | Trip Blank 1 | 102 | 112 | 113 |
| 660-61845-10 | Trip Blank 2 | 99 | 105 | 108 |
| 660-61845-11 | Trip Blank 3 | 96 | 109 | 99 |
| 660-61876-B-15 DU | Duplicate | 94 | 110 | 102 |
| 660-61876-B-16 MS | Matrix Spike | 92 | 103 | 102 |
| 660-61884-6 | Trip Blank | 95 | 117 | 101 |
| LCS 660-150192/4 | Lab Control Sample | 106 | 106 | 107 |
| LCS 660-150211/5 | Lab Control Sample | 90 | 102 | 104 |
| MB 660-150192/6 | Method Blank | 98 | 107 | 109 |
| MB 660-150211/7 | Method Blank | 97 | 105 | 98 |

**Surrogate Legend**

BFB = 4-Bromofluorobenzene
DBFM = Dibromofluoromethane
TOL = Toluene-d8 (Surr)

## Method: 8011 - EDB, DBCP, and 1,2,3-TCP (GC)

**Matrix: Ground Water** — **Prep Type: Total/NA**

| | | Percent Surrogate Recovery (Acceptance Limits) |
|---|---|---|
| | | PCA1 |
| Lab Sample ID | Client Sample ID | (60-144) |
| 660-61845-2 | Field Blank | 108 |
| 660-61845-3 | MW-20 | 115 |
| 660-61845-4 | MW-7 | 106 |
| 660-61845-5 | MW-12 | 109 |
| 660-61845-6 | MW-21 | 114 |
| 660-61845-7 | MW-3 | 107 |
| 660-61845-8 | MW-11 | 122 |

**Surrogate Legend**

PCA = Pentachloroethane

## Method: 8011 - EDB, DBCP, and 1,2,3-TCP (GC)

**Matrix: Ground Water** — **Prep Type: Total/NA**

| | | Percent Surrogate Recovery (Acceptance Limits) |
|---|---|---|
| | | PCA2 |
| Lab Sample ID | Client Sample ID | (60-144) |
| 660-61884-2 | MW-13 | 107 |
| 660-61884-3 | MW-15 | 105 |
| 660-61884-4 | MW-14 | 103 |
| 660-61884-5 | MW-17 | 107 |

**Surrogate Legend**

PCA = Pentachloroethane

# Surrogate Summary

Client: CDM Smith, Inc.
Project/Site: Citrus County LF Semi-Annual (July 2014)

TestAmerica Job ID: 660-61845-1

## Method: 8011 - EDB, DBCP, and 1,2,3-TCP (GC)

**Matrix: Water** **Prep Type: Total/NA**

| | | Percent Surrogate Recovery (Acceptance Limits) | | | | | | | | |
|---|---|---|---|---|---|---|---|---|---|---|
| | | PCA1 | | | | | | | | |
| Lab Sample ID | Client Sample ID | (60-144) | | | | | | | | |
| 660-61845-1 | MW-10 | 105 | | | | | | | | |
| LCSD 680-340747/12-A | Lab Control Sample Dup | 98 | | | | | | | | |
| MB 680-340747/10-A | Method Blank | 101 | | | | | | | | |

**Surrogate Legend**

PCA = Pentachloroethane

## Method: 8011 - EDB, DBCP, and 1,2,3-TCP (GC)

**Matrix: Water** **Prep Type: Total/NA**

| | | Percent Surrogate Recovery (Acceptance Limits) | | | | | | | | |
|---|---|---|---|---|---|---|---|---|---|---|
| | | PCA2 | | | | | | | | |
| Lab Sample ID | Client Sample ID | (60-144) | | | | | | | | |
| LCS 680-340747/11-A | Lab Control Sample | 102 | | | | | | | | |
| LCS 680-341133/11-A | Lab Control Sample | 98 | | | | | | | | |
| LCSD 680-341133/12-A | Lab Control Sample Dup | 98 | | | | | | | | |
| MB 680-341133/10-A | Method Blank | 96 | | | | | | | | |

**Surrogate Legend**

PCA = Pentachloroethane

## Method: 524.2 - Total Trihalomethane Calculation

**Lab Sample ID: MB 680-341282/7**
**Matrix: Water**
**Analysis Batch: 341282**

**Client Sample ID: Method Blank**
**Prep Type: Total/NA**

| Analyte | MB Result | MB Qualifier | PQL | MDL | Unit | D | Prepared | Analyzed | Dil Fac |
|---|---|---|---|---|---|---|---|---|---|
| Bromodichloromethane | 0.10 | U | 0.50 | 0.10 | ug/L | | | 07/29/14 11:24 | 1 |
| Bromoform | 0.39 | U | 0.50 | 0.39 | ug/L | | | 07/29/14 11:24 | 1 |
| Chloroform | 0.29 | U | 0.50 | 0.29 | ug/L | | | 07/29/14 11:24 | 1 |
| Dibromochloromethane | 0.43 | U | 0.50 | 0.43 | ug/L | | | 07/29/14 11:24 | 1 |
| Trihalomethanes, Total | 0.10 | U | 0.50 | 0.10 | ug/L | | | 07/29/14 11:24 | 1 |

| *Surrogate* | *MB %Recovery* | *MB Qualifier* | *Limits* | *Prepared* | *Analyzed* | *Dil Fac* |
|---|---|---|---|---|---|---|
| *4-Bromofluorobenzene* | *95* | | *70 - 130* | | *07/29/14 11:24* | *1* |
| *1,2-Dichlorobenzene-d4* | *92* | | *70 - 130* | | *07/29/14 11:24* | *1* |

**Lab Sample ID: LCS 680-341282/3**
**Matrix: Water**
**Analysis Batch: 341282**

**Client Sample ID: Lab Control Sample**
**Prep Type: Total/NA**

| Analyte | | | Spike Added | LCS Result | LCS Qualifier | Unit | D | %Rec | %Rec. Limits | | |
|---|---|---|---|---|---|---|---|---|---|---|---|
| Bromodichloromethane | | | 20.0 | 21.5 | | ug/L | | 108 | 70 - 130 | | |
| Bromoform | | | 20.0 | 20.6 | | ug/L | | 103 | 70 - 130 | | |
| Chloroform | | | 20.0 | 20.0 | | ug/L | | 100 | 70 - 130 | | |
| Dibromochloromethane | | | 20.0 | 22.1 | | ug/L | | 110 | 70 - 130 | | |
| Trihalomethanes, Total | | | 80.0 | 84.2 | | ug/L | | 105 | 70 - 130 | | |

| *Surrogate* | *LCS %Recovery* | *LCS Qualifier* | *Limits* |
|---|---|---|---|
| *4-Bromofluorobenzene* | *97* | | *70 - 130* |
| *1,2-Dichlorobenzene-d4* | *97* | | *70 - 130* |

**Lab Sample ID: LCSD 680-341282/4**
**Matrix: Water**
**Analysis Batch: 341282**

**Client Sample ID: Lab Control Sample Dup**
**Prep Type: Total/NA**

| Analyte | | | Spike Added | LCSD Result | LCSD Qualifier | Unit | D | %Rec | %Rec. Limits | RPD | RPD Limit |
|---|---|---|---|---|---|---|---|---|---|---|---|
| Bromodichloromethane | | | 20.0 | 22.0 | | ug/L | | 110 | 70 - 130 | 2 | 30 |
| Bromoform | | | 20.0 | 21.2 | | ug/L | | 106 | 70 - 130 | 2 | 30 |
| Chloroform | | | 20.0 | 20.1 | | ug/L | | 100 | 70 - 130 | 0 | 30 |
| Dibromochloromethane | | | 20.0 | 22.2 | | ug/L | | 111 | 70 - 130 | 0 | 30 |
| Trihalomethanes, Total | | | 80.0 | 85.5 | | ug/L | | 107 | 70 - 130 | 2 | 30 |

| *Surrogate* | *LCSD %Recovery* | *LCSD Qualifier* | *Limits* |
|---|---|---|---|
| *4-Bromofluorobenzene* | *105* | | *70 - 130* |
| *1,2-Dichlorobenzene-d4* | *96* | | *70 - 130* |

## Method: 8260B - Volatile Organic Compounds (GC/MS)

**Lab Sample ID: MB 660-150192/6**
**Matrix: Water**
**Analysis Batch: 150192**

**Client Sample ID: Method Blank**
**Prep Type: Total/NA**

| Analyte | MB Result | MB Qualifier | PQL | MDL | Unit | D | Prepared | Analyzed | Dil Fac |
|---|---|---|---|---|---|---|---|---|---|
| 1,1,1,2-Tetrachloroethane | 0.63 | U | 1.0 | 0.63 | ug/L | | | 07/28/14 09:25 | 1 |
| 1,1,1-Trichloroethane | 0.46 | U | 1.0 | 0.46 | ug/L | | | 07/28/14 09:25 | 1 |
| 1,1,2,2-Tetrachloroethane | 0.15 | U | 1.0 | 0.15 | ug/L | | | 07/28/14 09:25 | 1 |
| 1,1,2-Trichloroethane | 0.47 | U | 1.0 | 0.47 | ug/L | | | 07/28/14 09:25 | 1 |
| 1,1-Dichloroethane | 0.52 | U | 1.0 | 0.52 | ug/L | | | 07/28/14 09:25 | 1 |
| 1,1-Dichloroethene | 0.45 | U | 1.0 | 0.45 | ug/L | | | 07/28/14 09:25 | 1 |
| 1,2,3-Trichloropropane | 0.18 | U | 1.0 | 0.18 | ug/L | | | 07/28/14 09:25 | 1 |
| 1,2-Dibromo-3-Chloropropane | 2.5 | U | 5.0 | 2.5 | ug/L | | | 07/28/14 09:25 | 1 |
| 1,2-Dichlorobenzene | 0.44 | U | 1.0 | 0.44 | ug/L | | | 07/28/14 09:25 | 1 |
| 1,2-Dichloroethane | 0.57 | U | 1.0 | 0.57 | ug/L | | | 07/28/14 09:25 | 1 |
| 1,2-Dichloropropane | 0.52 | U | 1.0 | 0.52 | ug/L | | | 07/28/14 09:25 | 1 |
| 1,4-Dichlorobenzene | 0.52 | U | 1.0 | 0.52 | ug/L | | | 07/28/14 09:25 | 1 |
| 2-Butanone | 8.4 | U | 10 | 8.4 | ug/L | | | 07/28/14 09:25 | 1 |
| 2-Hexanone | 4.4 | U | 10 | 4.4 | ug/L | | | 07/28/14 09:25 | 1 |
| Acetone | 9.9 | U | 20 | 9.9 | ug/L | | | 07/28/14 09:25 | 1 |
| Acrylonitrile | 1.2 | U | 10 | 1.2 | ug/L | | | 07/28/14 09:25 | 1 |
| Benzene | 0.50 | U | 1.0 | 0.50 | ug/L | | | 07/28/14 09:25 | 1 |
| Bromochloromethane | 0.58 | U | 1.0 | 0.58 | ug/L | | | 07/28/14 09:25 | 1 |
| Bromodichloromethane | 0.35 | U | 1.0 | 0.35 | ug/L | | | 07/28/14 09:25 | 1 |
| Bromoform | 0.58 | U | 1.0 | 0.58 | ug/L | | | 07/28/14 09:25 | 1 |
| Bromomethane | 2.5 | U | 5.0 | 2.5 | ug/L | | | 07/28/14 09:25 | 1 |
| Carbon disulfide | 1.0 | U | 2.0 | 1.0 | ug/L | | | 07/28/14 09:25 | 1 |
| Carbon tetrachloride | 0.42 | U | 1.0 | 0.42 | ug/L | | | 07/28/14 09:25 | 1 |
| Chlorobenzene | 0.63 | U | 1.0 | 0.63 | ug/L | | | 07/28/14 09:25 | 1 |
| Chloroethane | 2.5 | U | 5.0 | 2.5 | ug/L | | | 07/28/14 09:25 | 1 |
| Chloroform | 0.90 | U | 1.0 | 0.90 | ug/L | | | 07/28/14 09:25 | 1 |
| Chloromethane | 1.0 | U | 4.0 | 1.0 | ug/L | | | 07/28/14 09:25 | 1 |
| cis-1,2-Dichloroethene | 0.65 | U | 1.0 | 0.65 | ug/L | | | 07/28/14 09:25 | 1 |
| cis-1,3-Dichloropropene | 0.14 | U | 1.0 | 0.14 | ug/L | | | 07/28/14 09:25 | 1 |
| Dibromochloromethane | 0.34 | U | 1.0 | 0.34 | ug/L | | | 07/28/14 09:25 | 1 |
| Dibromomethane | 0.41 | U | 1.0 | 0.41 | ug/L | | | 07/28/14 09:25 | 1 |
| Ethylbenzene | 0.44 | U | 1.0 | 0.44 | ug/L | | | 07/28/14 09:25 | 1 |
| Ethylene Dibromide | 0.50 | U | 1.0 | 0.50 | ug/L | | | 07/28/14 09:25 | 1 |
| Iodomethane | 2.5 | U | 5.0 | 2.5 | ug/L | | | 07/28/14 09:25 | 1 |
| Methyl isobutyl ketone (MIBK) | 3.8 | U | 10 | 3.8 | ug/L | | | 07/28/14 09:25 | 1 |
| Methylene Chloride | 4.0 | U | 5.0 | 4.0 | ug/L | | | 07/28/14 09:25 | 1 |
| Styrene | 0.98 | U | 2.0 | 0.98 | ug/L | | | 07/28/14 09:25 | 1 |
| Tetrachloroethene | 0.50 | U | 1.0 | 0.50 | ug/L | | | 07/28/14 09:25 | 1 |
| Toluene | 0.51 | U | 1.0 | 0.51 | ug/L | | | 07/28/14 09:25 | 1 |
| trans-1,2-Dichloroethene | 0.44 | U | 1.0 | 0.44 | ug/L | | | 07/28/14 09:25 | 1 |
| trans-1,3-Dichloropropene | 0.14 | U | 1.0 | 0.14 | ug/L | | | 07/28/14 09:25 | 1 |
| trans-1,4-Dichloro-2-butene | 2.5 | U | 10 | 2.5 | ug/L | | | 07/28/14 09:25 | 1 |
| Trichloroethene | 0.50 | U | 1.0 | 0.50 | ug/L | | | 07/28/14 09:25 | 1 |
| Trichlorofluoromethane | 2.5 | U | 5.0 | 2.5 | ug/L | | | 07/28/14 09:25 | 1 |
| Vinyl acetate | 1.5 | U | 10 | 1.5 | ug/L | | | 07/28/14 09:25 | 1 |
| Vinyl chloride | 0.50 | U | 1.0 | 0.50 | ug/L | | | 07/28/14 09:25 | 1 |
| Xylenes, Total | 0.50 | U | 3.0 | 0.50 | ug/L | | | 07/28/14 09:25 | 1 |

## Method: 8260B - Volatile Organic Compounds (GC/MS) (Continued)

**Lab Sample ID: MB 660-150192/6**
**Matrix: Water**
**Analysis Batch: 150192**

**Client Sample ID: Method Blank**
**Prep Type: Total/NA**

| Surrogate | MB %Recovery | MB Qualifier | Limits | Prepared | Analyzed | Dil Fac |
|---|---|---|---|---|---|---|
| 4-Bromofluorobenzene | 98 | | 70 - 130 | | 07/28/14 09:25 | 1 |
| Dibromofluoromethane | 107 | | 70 - 130 | | 07/28/14 09:25 | 1 |
| Toluene-d8 (Surr) | 109 | | 70 - 130 | | 07/28/14 09:25 | 1 |

**Lab Sample ID: LCS 660-150192/4**
**Matrix: Water**
**Analysis Batch: 150192**

**Client Sample ID: Lab Control Sample**
**Prep Type: Total/NA**

| Analyte | Spike Added | LCS Result | LCS Qualifier | Unit | D | %Rec | %Rec. Limits |
|---|---|---|---|---|---|---|---|
| 1,1,1,2-Tetrachloroethane | 10.0 | 9.70 | | ug/L | | 97 | 70 - 130 |
| 1,1,1-Trichloroethane | 10.0 | 11.8 | | ug/L | | 118 | 63 - 132 |
| 1,1,2,2-Tetrachloroethane | 10.0 | 9.38 | | ug/L | | 94 | 70 - 130 |
| 1,1,2-Trichloroethane | 10.0 | 11.0 | | ug/L | | 110 | 70 - 130 |
| 1,1-Dichloroethane | 10.0 | 11.4 | | ug/L | | 114 | 66 - 130 |
| 1,1-Dichloroethene | 10.0 | 10.6 | | ug/L | | 106 | 51 - 150 |
| 1,2,3-Trichloropropane | 10.0 | 9.40 | | ug/L | | 94 | 66 - 130 |
| 1,2-Dibromo-3-Chloropropane | 10.0 | 11.3 | | ug/L | | 113 | 63 - 130 |
| 1,2-Dichlorobenzene | 10.0 | 9.77 | | ug/L | | 98 | 70 - 130 |
| 1,2-Dichloroethane | 10.0 | 11.4 | | ug/L | | 114 | 70 - 130 |
| 1,2-Dichloropropane | 10.0 | 11.5 | | ug/L | | 115 | 70 - 130 |
| 1,4-Dichlorobenzene | 10.0 | 9.94 | | ug/L | | 99 | 70 - 130 |
| 2-Butanone | 100 | 137 | | ug/L | | 137 | 63 - 140 |
| 2-Hexanone | 100 | 112 | | ug/L | | 112 | 60 - 148 |
| Acetone | 100 | 112 | | ug/L | | 112 | 62 - 142 |
| Acrylonitrile | 100 | 108 | | ug/L | | 108 | 59 - 146 |
| Benzene | 10.0 | 11.0 | | ug/L | | 110 | 68 - 134 |
| Bromochloromethane | 10.0 | 10.5 | | ug/L | | 105 | 70 - 130 |
| Bromodichloromethane | 10.0 | 10.1 | | ug/L | | 101 | 70 - 130 |
| Bromoform | 10.0 | 8.85 | | ug/L | | 89 | 65 - 130 |
| Bromomethane | 10.0 | 11.9 | | ug/L | | 119 | 22 - 150 |
| Carbon disulfide | 10.0 | 11.4 | | ug/L | | 114 | 30 - 150 |
| Carbon tetrachloride | 10.0 | 11.6 | | ug/L | | 116 | 61 - 134 |
| Chlorobenzene | 10.0 | 9.98 | | ug/L | | 100 | 70 - 130 |
| Chloroethane | 10.0 | 11.9 | | ug/L | | 119 | 39 - 150 |
| Chloroform | 10.0 | 11.0 | | ug/L | | 110 | 68 - 130 |
| Chloromethane | 10.0 | 10.7 | | ug/L | | 107 | 35 - 150 |
| cis-1,2-Dichloroethene | 10.0 | 12.1 | | ug/L | | 121 | 66 - 130 |
| cis-1,3-Dichloropropene | 10.0 | 11.7 | | ug/L | | 117 | 70 - 130 |
| Dibromochloromethane | 10.0 | 11.1 | | ug/L | | 111 | 70 - 130 |
| Dibromomethane | 10.0 | 9.96 | | ug/L | | 100 | 70 - 130 |
| Ethylbenzene | 10.0 | 10.3 | | ug/L | | 103 | 70 - 130 |
| Ethylene Dibromide | 10.0 | 11.3 | | ug/L | | 113 | 66 - 130 |
| Iodomethane | 10.0 | 11.5 | | ug/L | | 115 | 50 - 150 |
| Methyl isobutyl ketone (MIBK) | 100 | 106 | | ug/L | | 106 | 64 - 137 |
| Methylene Chloride | 10.0 | 11.4 | | ug/L | | 114 | 57 - 130 |
| Styrene | 10.0 | 9.57 | | ug/L | | 96 | 68 - 131 |
| Tetrachloroethene | 10.0 | 11.0 | | ug/L | | 110 | 50 - 143 |
| Toluene | 10.0 | 10.7 | | ug/L | | 107 | 70 - 131 |

## Method: 8260B - Volatile Organic Compounds (GC/MS) (Continued)

**Lab Sample ID: LCS 660-150192/4**
**Matrix: Water**
**Analysis Batch: 150192**

**Client Sample ID: Lab Control Sample**
**Prep Type: Total/NA**

| Analyte | Spike Added | LCS Result | LCS Qualifier | Unit | D | %Rec | %Rec. Limits |
|---|---|---|---|---|---|---|---|
| trans-1,2-Dichloroethene | 10.0 | 11.6 | | ug/L | | 116 | 62 - 139 |
| trans-1,3-Dichloropropene | 10.0 | 12.2 | | ug/L | | 122 | 67 - 130 |
| trans-1,4-Dichloro-2-butene | 10.0 | 9.96 | I | ug/L | | 100 | 70 - 130 |
| Trichloroethene | 10.0 | 11.3 | | ug/L | | 113 | 63 - 139 |
| Trichlorofluoromethane | 10.0 | 12.2 | | ug/L | | 122 | 62 - 146 |
| Vinyl acetate | 20.0 | 31.1 | J3 | ug/L | | 155 | 31 - 146 |
| Vinyl chloride | 10.0 | 12.0 | | ug/L | | 120 | 48 - 147 |

| *Surrogate* | *LCS %Recovery* | *LCS Qualifier* | *Limits* |
|---|---|---|---|
| *4-Bromofluorobenzene* | *106* | | *70 - 130* |
| *Dibromofluoromethane* | *106* | | *70 - 130* |
| *Toluene-d8 (Surr)* | *107* | | *70 - 130* |

**Lab Sample ID: 660-61843-A-4 MS**
**Matrix: Water**
**Analysis Batch: 150192**

**Client Sample ID: Matrix Spike**
**Prep Type: Total/NA**

| Analyte | Sample Result | Sample Qualifier | Spike Added | MS Result | MS Qualifier | Unit | D | %Rec | %Rec. Limits |
|---|---|---|---|---|---|---|---|---|---|
| 1,1,1,2-Tetrachloroethane | 0.63 | U | 10.0 | 8.65 | | ug/L | | 86 | 70 - 130 |
| 1,1,1-Trichloroethane | 0.46 | U | 10.0 | 11.6 | | ug/L | | 116 | 63 - 132 |
| 1,1,2,2-Tetrachloroethane | 0.15 | U | 10.0 | 8.69 | | ug/L | | 87 | 70 - 130 |
| 1,1,2-Trichloroethane | 0.47 | U | 10.0 | 9.89 | | ug/L | | 99 | 70 - 130 |
| 1,1-Dichloroethane | 1.3 | | 10.0 | 11.3 | | ug/L | | 100 | 66 - 130 |
| 1,1-Dichloroethene | 0.45 | U | 10.0 | 12.0 | | ug/L | | 120 | 51 - 150 |
| 1,2,3-Trichloropropane | 0.18 | U | 10.0 | 8.15 | | ug/L | | 82 | 66 - 130 |
| 1,2-Dibromo-3-Chloropropane | 2.5 | U | 10.0 | 7.84 | | ug/L | | 78 | 63 - 130 |
| 1,2-Dichlorobenzene | 0.44 | U | 10.0 | 9.30 | | ug/L | | 93 | 70 - 130 |
| 1,2-Dichloroethane | 0.57 | U | 10.0 | 10.1 | | ug/L | | 101 | 70 - 130 |
| 1,2-Dichloropropane | 0.52 | U | 10.0 | 11.0 | | ug/L | | 110 | 70 - 130 |
| 1,4-Dichlorobenzene | 1.2 | | 10.0 | 10.3 | | ug/L | | 91 | 70 - 130 |
| 2-Butanone | 8.4 | U | 100 | 139 | | ug/L | | 139 | 63 - 140 |
| 2-Hexanone | 4.4 | U | 100 | 116 | | ug/L | | 116 | 60 - 148 |
| Acetone | 9.9 | U | 100 | 115 | | ug/L | | 115 | 62 - 142 |
| Acrylonitrile | 1.2 | U | 100 | 99.8 | | ug/L | | 100 | 59 - 146 |
| Benzene | 0.50 | U | 10.0 | 10.4 | | ug/L | | 104 | 68 - 134 |
| Bromochloromethane | 0.58 | U | 10.0 | 9.97 | | ug/L | | 100 | 70 - 130 |
| Bromodichloromethane | 0.35 | U | 10.0 | 9.41 | | ug/L | | 94 | 70 - 130 |
| Bromoform | 0.58 | U | 10.0 | 7.73 | | ug/L | | 77 | 65 - 130 |
| Bromomethane | 2.5 | U | 10.0 | 12.0 | | ug/L | | 120 | 22 - 150 |
| Carbon disulfide | 1.0 | U | 10.0 | 10.7 | | ug/L | | 107 | 30 - 150 |
| Carbon tetrachloride | 0.42 | U | 10.0 | 10.8 | | ug/L | | 108 | 61 - 134 |
| Chlorobenzene | 0.63 | U | 10.0 | 9.28 | | ug/L | | 93 | 70 - 130 |
| Chloroethane | 2.5 | U | 10.0 | 12.4 | | ug/L | | 124 | 39 - 150 |
| Chloroform | 0.90 | U | 10.0 | 10.5 | | ug/L | | 105 | 68 - 130 |
| Chloromethane | 1.0 | U | 10.0 | 9.36 | | ug/L | | 94 | 35 - 150 |
| cis-1,2-Dichloroethene | 2.9 | | 10.0 | 13.5 | | ug/L | | 106 | 66 - 130 |
| cis-1,3-Dichloropropene | 0.14 | U | 10.0 | 10.1 | | ug/L | | 101 | 70 - 130 |
| Dibromochloromethane | 0.34 | U | 10.0 | 9.71 | | ug/L | | 97 | 70 - 130 |

## Method: 8260B - Volatile Organic Compounds (GC/MS) (Continued)

**Lab Sample ID: 660-61843-A-4 MS**
**Matrix: Water**
**Analysis Batch: 150192**

**Client Sample ID: Matrix Spike**
**Prep Type: Total/NA**

| Analyte | Sample Result | Sample Qualifier | Spike Added | MS Result | MS Qualifier | Unit | D | %Rec | %Rec. Limits |
|---|---|---|---|---|---|---|---|---|---|
| Dibromomethane | 0.41 | U | 10.0 | 10.4 | | ug/L | | 104 | 70 - 130 |
| Ethylbenzene | 0.44 | U | 10.0 | 9.49 | | ug/L | | 95 | 70 - 130 |
| Ethylene Dibromide | 0.50 | U | 10.0 | 10.7 | | ug/L | | 107 | 66 - 130 |
| Iodomethane | 2.5 | U | 10.0 | 9.88 | | ug/L | | 99 | 50 - 150 |
| Methyl isobutyl ketone (MIBK) | 3.8 | U | 100 | 110 | | ug/L | | 110 | 64 - 137 |
| Methylene Chloride | 4.0 | U | 10.0 | 9.76 | | ug/L | | 98 | 57 - 130 |
| Styrene | 0.98 | U | 10.0 | 9.11 | | ug/L | | 91 | 68 - 131 |
| Tetrachloroethene | 0.50 | U | 10.0 | 11.1 | | ug/L | | 111 | 50 - 143 |
| Toluene | 0.51 | U | 10.0 | 10.5 | | ug/L | | 105 | 70 - 131 |
| trans-1,2-Dichloroethene | 0.44 | U | 10.0 | 11.1 | | ug/L | | 111 | 62 - 139 |
| trans-1,3-Dichloropropene | 0.14 | U | 10.0 | 10.1 | | ug/L | | 101 | 67 - 130 |
| trans-1,4-Dichloro-2-butene | 2.5 | U | 10.0 | 9.71 | I | ug/L | | 97 | 70 - 130 |
| Trichloroethene | 0.54 | I | 10.0 | 11.5 | | ug/L | | 109 | 63 - 139 |
| Trichlorofluoromethane | 2.5 | U | 10.0 | 13.3 | | ug/L | | 133 | 62 - 146 |
| Vinyl acetate | 1.5 | U J3 | 20.0 | 32.6 | J3 | ug/L | | 163 | 31 - 146 |
| Vinyl chloride | 1.4 | | 10.0 | 12.1 | | ug/L | | 107 | 48 - 147 |

| *Surrogate* | *MS %Recovery* | *MS Qualifier* | *Limits* |
|---|---|---|---|
| *4-Bromofluorobenzene* | *98* | | *70 - 130* |
| *Dibromofluoromethane* | *105* | | *70 - 130* |
| *Toluene-d8 (Surr)* | *104* | | *70 - 130* |

**Lab Sample ID: 660-61843-C-5 DU**
**Matrix: Water**
**Analysis Batch: 150192**

**Client Sample ID: Duplicate**
**Prep Type: Total/NA**

| Analyte | Sample Result | Sample Qualifier | DU Result | DU Qualifier | Unit | D | RPD | RPD Limit |
|---|---|---|---|---|---|---|---|---|
| 1,1,1,2-Tetrachloroethane | 0.63 | U | 0.63 | U | ug/L | | NC | 30 |
| 1,1,1-Trichloroethane | 0.46 | U | 0.46 | U | ug/L | | NC | 30 |
| 1,1,2,2-Tetrachloroethane | 0.15 | U | 0.15 | U | ug/L | | NC | 30 |
| 1,1,2-Trichloroethane | 0.47 | U | 0.47 | U | ug/L | | NC | 30 |
| 1,1-Dichloroethane | 0.52 | U | 0.52 | U | ug/L | | NC | 30 |
| 1,1-Dichloroethene | 0.45 | U | 0.45 | U | ug/L | | NC | 30 |
| 1,2,3-Trichloropropane | 0.18 | U | 0.18 | U | ug/L | | NC | 30 |
| 1,2-Dibromo-3-Chloropropane | 2.5 | U | 2.5 | U | ug/L | | NC | 30 |
| 1,2-Dichlorobenzene | 0.44 | U | 0.44 | U | ug/L | | NC | 30 |
| 1,2-Dichloroethane | 0.57 | U | 0.57 | U | ug/L | | NC | 30 |
| 1,2-Dichloropropane | 0.52 | U | 0.52 | U | ug/L | | NC | 30 |
| 1,4-Dichlorobenzene | 0.52 | U | 0.52 | U | ug/L | | NC | 30 |
| 2-Butanone | 8.4 | U | 8.4 | U | ug/L | | NC | 30 |
| 2-Hexanone | 4.4 | U | 4.4 | U | ug/L | | NC | 30 |
| Acetone | 9.9 | U | 9.9 | U | ug/L | | NC | 30 |
| Acrylonitrile | 1.2 | U | 1.2 | U | ug/L | | NC | 30 |
| Benzene | 0.50 | U | 0.50 | U | ug/L | | NC | 30 |
| Bromochloromethane | 0.58 | U | 0.58 | U | ug/L | | NC | 30 |
| Bromodichloromethane | 0.35 | U | 0.35 | U | ug/L | | NC | 30 |
| Bromoform | 0.58 | U | 0.58 | U | ug/L | | NC | 30 |
| Bromomethane | 2.5 | U | 2.5 | U | ug/L | | NC | 30 |

## Method: 8260B - Volatile Organic Compounds (GC/MS) (Continued)

**Lab Sample ID: 660-61843-C-5 DU**
**Matrix: Water**
**Analysis Batch: 150192**

**Client Sample ID: Duplicate**
**Prep Type: Total/NA**

| Analyte | Sample Result | Sample Qualifier | | DU Result | DU Qualifier | Unit | D | | | RPD | RPD Limit |
|---|---|---|---|---|---|---|---|---|---|---|---|
| Carbon disulfide | 1.0 | U | | 1.0 | U | ug/L | | | | NC | 30 |
| Carbon tetrachloride | 0.42 | U | | 0.42 | U | ug/L | | | | NC | 30 |
| Chlorobenzene | 0.63 | U | | 0.63 | U | ug/L | | | | NC | 30 |
| Chloroethane | 2.5 | U | | 2.5 | U | ug/L | | | | NC | 30 |
| Chloroform | 0.90 | U | | 0.90 | U | ug/L | | | | NC | 30 |
| Chloromethane | 1.0 | U | | 1.0 | U | ug/L | | | | NC | 30 |
| cis-1,2-Dichloroethene | 0.65 | U | | 0.65 | U | ug/L | | | | NC | 30 |
| cis-1,3-Dichloropropene | 0.14 | U | | 0.14 | U | ug/L | | | | NC | 30 |
| Dibromochloromethane | 0.34 | U | | 0.34 | U | ug/L | | | | NC | 30 |
| Dibromomethane | 0.41 | U | | 0.41 | U | ug/L | | | | NC | 30 |
| Ethylbenzene | 0.44 | U | | 0.44 | U | ug/L | | | | NC | 30 |
| Ethylene Dibromide | 0.50 | U | | 0.50 | U | ug/L | | | | NC | 30 |
| Iodomethane | 2.5 | U | | 2.5 | U | ug/L | | | | NC | 30 |
| Methyl isobutyl ketone (MIBK) | 3.8 | U | | 3.8 | U | ug/L | | | | NC | 30 |
| Methylene Chloride | 4.0 | U | | 4.0 | U | ug/L | | | | NC | 30 |
| Styrene | 0.98 | U | | 0.98 | U | ug/L | | | | NC | 30 |
| Tetrachloroethene | 0.50 | U | | 0.50 | U | ug/L | | | | NC | 30 |
| Toluene | 0.51 | U | | 0.51 | U | ug/L | | | | NC | 30 |
| trans-1,2-Dichloroethene | 0.44 | U | | 0.44 | U | ug/L | | | | NC | 30 |
| trans-1,3-Dichloropropene | 0.14 | U | | 0.14 | U | ug/L | | | | NC | 30 |
| trans-1,4-Dichloro-2-butene | 2.5 | U | | 2.5 | U | ug/L | | | | NC | 30 |
| Trichloroethene | 0.50 | U | | 0.50 | U | ug/L | | | | NC | 30 |
| Trichlorofluoromethane | 2.5 | U | | 2.5 | U | ug/L | | | | NC | 30 |
| Vinyl acetate | 1.5 | U J3 | | 1.5 | U J3 | ug/L | | | | NC | 30 |
| Vinyl chloride | 0.50 | U | | 0.50 | U | ug/L | | | | NC | 30 |
| Xylenes, Total | 0.50 | U | | 0.50 | U | ug/L | | | | NC | 30 |

| *Surrogate* | *DU %Recovery* | *DU Qualifier* | *Limits* |
|---|---|---|---|
| *4-Bromofluorobenzene* | *100* | | *70 - 130* |
| *Dibromofluoromethane* | *109* | | *70 - 130* |
| *Toluene-d8 (Surr)* | *110* | | *70 - 130* |

**Lab Sample ID: MB 660-150211/7**
**Matrix: Water**
**Analysis Batch: 150211**

**Client Sample ID: Method Blank**
**Prep Type: Total/NA**

| Analyte | MB Result | MB Qualifier | PQL | MDL | Unit | D | Prepared | Analyzed | Dil Fac |
|---|---|---|---|---|---|---|---|---|---|
| 1,1,1,2-Tetrachloroethane | 0.63 | U | 1.0 | 0.63 | ug/L | | | 07/28/14 13:42 | 1 |
| 1,1,1-Trichloroethane | 0.46 | U | 1.0 | 0.46 | ug/L | | | 07/28/14 13:42 | 1 |
| 1,1,2,2-Tetrachloroethane | 0.15 | U | 1.0 | 0.15 | ug/L | | | 07/28/14 13:42 | 1 |
| 1,1,2-Trichloroethane | 0.47 | U | 1.0 | 0.47 | ug/L | | | 07/28/14 13:42 | 1 |
| 1,1-Dichloroethane | 0.52 | U | 1.0 | 0.52 | ug/L | | | 07/28/14 13:42 | 1 |
| 1,1-Dichloroethene | 0.45 | U | 1.0 | 0.45 | ug/L | | | 07/28/14 13:42 | 1 |
| 1,2,3-Trichloropropane | 0.18 | U | 1.0 | 0.18 | ug/L | | | 07/28/14 13:42 | 1 |
| 1,2-Dibromo-3-Chloropropane | 2.5 | U | 5.0 | 2.5 | ug/L | | | 07/28/14 13:42 | 1 |
| 1,2-Dichlorobenzene | 0.44 | U | 1.0 | 0.44 | ug/L | | | 07/28/14 13:42 | 1 |
| 1,2-Dichloroethane | 0.57 | U | 1.0 | 0.57 | ug/L | | | 07/28/14 13:42 | 1 |
| 1,2-Dichloropropane | 0.52 | U | 1.0 | 0.52 | ug/L | | | 07/28/14 13:42 | 1 |

## Method: 8260B - Volatile Organic Compounds (GC/MS) (Continued)

**Lab Sample ID: MB 660-150211/7**
**Matrix: Water**
**Analysis Batch: 150211**

**Client Sample ID: Method Blank**
**Prep Type: Total/NA**

| Analyte | MB Result | MB Qualifier | PQL | MDL | Unit | D | Prepared | Analyzed | Dil Fac |
|---|---|---|---|---|---|---|---|---|---|
| 1,4-Dichlorobenzene | 0.52 | U | 1.0 | 0.52 | ug/L | | | 07/28/14 13:42 | 1 |
| 2-Butanone | 8.4 | U | 10 | 8.4 | ug/L | | | 07/28/14 13:42 | 1 |
| 2-Hexanone | 4.4 | U | 10 | 4.4 | ug/L | | | 07/28/14 13:42 | 1 |
| Acetone | 9.9 | U | 20 | 9.9 | ug/L | | | 07/28/14 13:42 | 1 |
| Acrylonitrile | 1.2 | U | 10 | 1.2 | ug/L | | | 07/28/14 13:42 | 1 |
| Benzene | 0.50 | U | 1.0 | 0.50 | ug/L | | | 07/28/14 13:42 | 1 |
| Bromochloromethane | 0.58 | U | 1.0 | 0.58 | ug/L | | | 07/28/14 13:42 | 1 |
| Bromodichloromethane | 0.35 | U | 1.0 | 0.35 | ug/L | | | 07/28/14 13:42 | 1 |
| Bromoform | 0.58 | U | 1.0 | 0.58 | ug/L | | | 07/28/14 13:42 | 1 |
| Bromomethane | 2.5 | U | 5.0 | 2.5 | ug/L | | | 07/28/14 13:42 | 1 |
| Carbon disulfide | 1.0 | U | 2.0 | 1.0 | ug/L | | | 07/28/14 13:42 | 1 |
| Carbon tetrachloride | 0.42 | U | 1.0 | 0.42 | ug/L | | | 07/28/14 13:42 | 1 |
| Chlorobenzene | 0.63 | U | 1.0 | 0.63 | ug/L | | | 07/28/14 13:42 | 1 |
| Chloroethane | 2.5 | U | 5.0 | 2.5 | ug/L | | | 07/28/14 13:42 | 1 |
| Chloroform | 0.90 | U | 1.0 | 0.90 | ug/L | | | 07/28/14 13:42 | 1 |
| Chloromethane | 1.0 | U | 4.0 | 1.0 | ug/L | | | 07/28/14 13:42 | 1 |
| cis-1,2-Dichloroethene | 0.65 | U | 1.0 | 0.65 | ug/L | | | 07/28/14 13:42 | 1 |
| cis-1,3-Dichloropropene | 0.14 | U | 1.0 | 0.14 | ug/L | | | 07/28/14 13:42 | 1 |
| Dibromochloromethane | 0.34 | U | 1.0 | 0.34 | ug/L | | | 07/28/14 13:42 | 1 |
| Dibromomethane | 0.41 | U | 1.0 | 0.41 | ug/L | | | 07/28/14 13:42 | 1 |
| Ethylbenzene | 0.44 | U | 1.0 | 0.44 | ug/L | | | 07/28/14 13:42 | 1 |
| Ethylene Dibromide | 0.50 | U | 1.0 | 0.50 | ug/L | | | 07/28/14 13:42 | 1 |
| Iodomethane | 2.5 | U | 5.0 | 2.5 | ug/L | | | 07/28/14 13:42 | 1 |
| Methyl isobutyl ketone (MIBK) | 3.8 | U | 10 | 3.8 | ug/L | | | 07/28/14 13:42 | 1 |
| Methylene Chloride | 4.0 | U | 5.0 | 4.0 | ug/L | | | 07/28/14 13:42 | 1 |
| Styrene | 0.98 | U | 2.0 | 0.98 | ug/L | | | 07/28/14 13:42 | 1 |
| Tetrachloroethene | 0.50 | U | 1.0 | 0.50 | ug/L | | | 07/28/14 13:42 | 1 |
| Toluene | 0.51 | U | 1.0 | 0.51 | ug/L | | | 07/28/14 13:42 | 1 |
| trans-1,2-Dichloroethene | 0.44 | U | 1.0 | 0.44 | ug/L | | | 07/28/14 13:42 | 1 |
| trans-1,3-Dichloropropene | 0.14 | U | 1.0 | 0.14 | ug/L | | | 07/28/14 13:42 | 1 |
| trans-1,4-Dichloro-2-butene | 2.5 | U | 10 | 2.5 | ug/L | | | 07/28/14 13:42 | 1 |
| Trichloroethene | 0.50 | U | 1.0 | 0.50 | ug/L | | | 07/28/14 13:42 | 1 |
| Trichlorofluoromethane | 2.5 | U | 5.0 | 2.5 | ug/L | | | 07/28/14 13:42 | 1 |
| Vinyl acetate | 1.5 | U | 10 | 1.5 | ug/L | | | 07/28/14 13:42 | 1 |
| Vinyl chloride | 0.50 | U | 1.0 | 0.50 | ug/L | | | 07/28/14 13:42 | 1 |
| Xylenes, Total | 0.50 | U | 3.0 | 0.50 | ug/L | | | 07/28/14 13:42 | 1 |

| *Surrogate* | *MB %Recovery* | *MB Qualifier* | *Limits* | *Prepared* | *Analyzed* | *Dil Fac* |
|---|---|---|---|---|---|---|
| *4-Bromofluorobenzene* | *97* | | *70 - 130* | | *07/28/14 13:42* | *1* |
| *Dibromofluoromethane* | *105* | | *70 - 130* | | *07/28/14 13:42* | *1* |
| *Toluene-d8 (Surr)* | *98* | | *70 - 130* | | *07/28/14 13:42* | *1* |

**Lab Sample ID: LCS 660-150211/5**
**Matrix: Water**
**Analysis Batch: 150211**

**Client Sample ID: Lab Control Sample**
**Prep Type: Total/NA**

| Analyte | Spike Added | LCS Result | LCS Qualifier | Unit | D | %Rec | %Rec. Limits |
|---|---|---|---|---|---|---|---|
| 1,1,1,2-Tetrachloroethane | 10.0 | 9.34 | | ug/L | | 93 | 70 - 130 |

## Method: 8260B - Volatile Organic Compounds (GC/MS) (Continued)

**Lab Sample ID: LCS 660-150211/5**
**Matrix: Water**
**Analysis Batch: 150211**

**Client Sample ID: Lab Control Sample**
**Prep Type: Total/NA**

| Analyte | Spike Added | LCS Result | LCS Qualifier | Unit | D | %Rec | %Rec. Limits |
|---|---|---|---|---|---|---|---|
| 1,1,1-Trichloroethane | 10.0 | 10.9 | | ug/L | | 109 | 63 - 132 |
| 1,1,2,2-Tetrachloroethane | 10.0 | 8.52 | | ug/L | | 85 | 70 - 130 |
| 1,1,2-Trichloroethane | 10.0 | 10.5 | | ug/L | | 105 | 70 - 130 |
| 1,1-Dichloroethane | 10.0 | 9.67 | | ug/L | | 97 | 66 - 130 |
| 1,1-Dichloroethene | 10.0 | 10.4 | | ug/L | | 104 | 51 - 150 |
| 1,2,3-Trichloropropane | 10.0 | 10.1 | | ug/L | | 101 | 66 - 130 |
| 1,2-Dibromo-3-Chloropropane | 10.0 | 7.75 | | ug/L | | 78 | 63 - 130 |
| 1,2-Dichlorobenzene | 10.0 | 9.26 | | ug/L | | 93 | 70 - 130 |
| 1,2-Dichloroethane | 10.0 | 10.6 | | ug/L | | 106 | 70 - 130 |
| 1,2-Dichloropropane | 10.0 | 10.5 | | ug/L | | 105 | 70 - 130 |
| 1,4-Dichlorobenzene | 10.0 | 8.99 | | ug/L | | 90 | 70 - 130 |
| 2-Butanone | 100 | 128 | | ug/L | | 128 | 63 - 140 |
| 2-Hexanone | 100 | 105 | | ug/L | | 105 | 60 - 148 |
| Acetone | 100 | 109 | | ug/L | | 109 | 62 - 142 |
| Acrylonitrile | 100 | 105 | | ug/L | | 105 | 59 - 146 |
| Benzene | 10.0 | 10.9 | | ug/L | | 109 | 68 - 134 |
| Bromochloromethane | 10.0 | 10.5 | | ug/L | | 105 | 70 - 130 |
| Bromodichloromethane | 10.0 | 9.86 | | ug/L | | 99 | 70 - 130 |
| Bromoform | 10.0 | 8.08 | | ug/L | | 81 | 65 - 130 |
| Bromomethane | 10.0 | 6.16 | | ug/L | | 62 | 22 - 150 |
| Carbon disulfide | 10.0 | 9.96 | | ug/L | | 100 | 30 - 150 |
| Carbon tetrachloride | 10.0 | 10.8 | | ug/L | | 108 | 61 - 134 |
| Chlorobenzene | 10.0 | 9.87 | | ug/L | | 99 | 70 - 130 |
| Chloroethane | 10.0 | 9.93 | | ug/L | | 99 | 39 - 150 |
| Chloroform | 10.0 | 10.4 | | ug/L | | 104 | 68 - 130 |
| Chloromethane | 10.0 | 7.30 | | ug/L | | 73 | 35 - 150 |
| cis-1,2-Dichloroethene | 10.0 | 10.8 | | ug/L | | 108 | 66 - 130 |
| cis-1,3-Dichloropropene | 10.0 | 9.30 | | ug/L | | 93 | 70 - 130 |
| Dibromochloromethane | 10.0 | 10.7 | | ug/L | | 107 | 70 - 130 |
| Dibromomethane | 10.0 | 10.4 | | ug/L | | 104 | 70 - 130 |
| Ethylbenzene | 10.0 | 9.27 | | ug/L | | 93 | 70 - 130 |
| Ethylene Dibromide | 10.0 | 10.9 | | ug/L | | 109 | 66 - 130 |
| Iodomethane | 10.0 | 6.61 | | ug/L | | 66 | 50 - 150 |
| Methyl isobutyl ketone (MIBK) | 100 | 100 | | ug/L | | 100 | 64 - 137 |
| Methylene Chloride | 10.0 | 10.1 | | ug/L | | 101 | 57 - 130 |
| Styrene | 10.0 | 8.58 | | ug/L | | 86 | 68 - 131 |
| Tetrachloroethene | 10.0 | 10.1 | | ug/L | | 101 | 50 - 143 |
| Toluene | 10.0 | 9.85 | | ug/L | | 98 | 70 - 131 |
| trans-1,2-Dichloroethene | 10.0 | 10.2 | | ug/L | | 102 | 62 - 139 |
| trans-1,3-Dichloropropene | 10.0 | 10.9 | | ug/L | | 109 | 67 - 130 |
| trans-1,4-Dichloro-2-butene | 10.0 | 8.45 | I | ug/L | | 84 | 70 - 130 |
| Trichloroethene | 10.0 | 10.7 | | ug/L | | 107 | 63 - 139 |
| Trichlorofluoromethane | 10.0 | 10.3 | | ug/L | | 103 | 62 - 146 |
| Vinyl acetate | 20.0 | 28.7 | | ug/L | | 143 | 31 - 146 |
| Vinyl chloride | 10.0 | 10.1 | | ug/L | | 101 | 48 - 147 |

| *Surrogate* | *LCS %Recovery* | *LCS Qualifier* | *Limits* |
|---|---|---|---|
| *4-Bromofluorobenzene* | *90* | | *70 - 130* |

## Method: 8260B - Volatile Organic Compounds (GC/MS) (Continued)

**Lab Sample ID: LCS 660-150211/5**
**Matrix: Water**
**Analysis Batch: 150211**

**Client Sample ID: Lab Control Sample**
**Prep Type: Total/NA**

| Surrogate | LCS %Recovery | LCS Qualifier | Limits |
|---|---|---|---|
| *Dibromofluoromethane* | *102* | | *70 - 130* |
| *Toluene-d8 (Surr)* | *104* | | *70 - 130* |

**Lab Sample ID: 660-61876-B-16 MS**
**Matrix: Water**
**Analysis Batch: 150211**

**Client Sample ID: Matrix Spike**
**Prep Type: Total/NA**

| Analyte | Sample Result | Sample Qualifier | Spike Added | MS Result | MS Qualifier | Unit | D | %Rec | %Rec. Limits |
|---|---|---|---|---|---|---|---|---|---|
| 1,1,1,2-Tetrachloroethane | 0.63 | U | 9.88 | 10.5 | | ug/L | | 106 | 70 - 130 |
| 1,1,1-Trichloroethane | 0.46 | U | 9.88 | 11.9 | | ug/L | | 121 | 63 - 132 |
| 1,1,2,2-Tetrachloroethane | 0.15 | U | 9.88 | 9.03 | | ug/L | | 91 | 70 - 130 |
| 1,1,2-Trichloroethane | 0.47 | U | 9.88 | 10.7 | | ug/L | | 108 | 70 - 130 |
| 1,1-Dichloroethane | 0.52 | U | 9.88 | 11.3 | | ug/L | | 114 | 66 - 130 |
| 1,1-Dichloroethene | 0.45 | U | 9.88 | 9.17 | | ug/L | | 93 | 51 - 150 |
| 1,2,3-Trichloropropane | 0.18 | U | 9.88 | 10.3 | | ug/L | | 105 | 66 - 130 |
| 1,2-Dibromo-3-Chloropropane | 2.5 | U | 9.88 | 8.65 | | ug/L | | 87 | 63 - 130 |
| 1,2-Dichlorobenzene | 0.44 | U | 9.88 | 9.46 | | ug/L | | 96 | 70 - 130 |
| 1,2-Dichloroethane | 0.57 | U | 9.88 | 11.3 | | ug/L | | 115 | 70 - 130 |
| 1,2-Dichloropropane | 0.52 | U | 9.88 | 11.2 | | ug/L | | 114 | 70 - 130 |
| 1,4-Dichlorobenzene | 0.52 | U | 9.88 | 9.39 | | ug/L | | 95 | 70 - 130 |
| 2-Butanone | 8.4 | U | 98.8 | 128 | | ug/L | | 130 | 63 - 140 |
| 2-Hexanone | 4.4 | U | 98.8 | 116 | | ug/L | | 117 | 60 - 148 |
| Acetone | 9.9 | U | 98.8 | 113 | | ug/L | | 115 | 62 - 142 |
| Acrylonitrile | 1.2 | U | 98.8 | 93.3 | | ug/L | | 94 | 59 - 146 |
| Benzene | 0.50 | U | 9.88 | 10.5 | | ug/L | | 107 | 68 - 134 |
| Bromochloromethane | 0.58 | U | 9.88 | 10.1 | | ug/L | | 102 | 70 - 130 |
| Bromodichloromethane | 0.35 | U | 9.88 | 10.7 | | ug/L | | 109 | 70 - 130 |
| Bromoform | 0.58 | U | 9.88 | 9.54 | | ug/L | | 97 | 65 - 130 |
| Bromomethane | 2.5 | U | 9.88 | 5.87 | | ug/L | | 59 | 22 - 150 |
| Carbon disulfide | 1.0 | U | 9.88 | 10.3 | | ug/L | | 104 | 30 - 150 |
| Carbon tetrachloride | 0.42 | U | 9.88 | 11.3 | | ug/L | | 115 | 61 - 134 |
| Chlorobenzene | 0.63 | U | 9.88 | 9.61 | | ug/L | | 97 | 70 - 130 |
| Chloroethane | 2.5 | U | 9.88 | 9.44 | | ug/L | | 95 | 39 - 150 |
| Chloroform | 0.90 | U | 9.88 | 10.7 | | ug/L | | 109 | 68 - 130 |
| Chloromethane | 1.0 | U | 9.88 | 9.55 | | ug/L | | 97 | 35 - 150 |
| cis-1,2-Dichloroethene | 0.65 | U | 9.88 | 11.2 | | ug/L | | 114 | 66 - 130 |
| cis-1,3-Dichloropropene | 0.14 | U | 9.88 | 9.01 | | ug/L | | 91 | 70 - 130 |
| Dibromochloromethane | 0.34 | U | 9.88 | 11.1 | | ug/L | | 112 | 70 - 130 |
| Dibromomethane | 0.41 | U | 9.88 | 11.6 | | ug/L | | 118 | 70 - 130 |
| Ethylbenzene | 0.44 | U | 9.88 | 10.0 | | ug/L | | 101 | 70 - 130 |
| Ethylene Dibromide | 0.50 | U | 9.88 | 11.8 | | ug/L | | 119 | 66 - 130 |
| Iodomethane | 2.5 | U | 9.88 | 6.13 | | ug/L | | 62 | 50 - 150 |
| Methyl isobutyl ketone (MIBK) | 3.8 | U | 98.8 | 107 | | ug/L | | 109 | 64 - 137 |
| Methylene Chloride | 4.0 | U | 9.88 | 8.86 | | ug/L | | 90 | 57 - 130 |
| Styrene | 0.98 | U | 9.88 | 9.14 | | ug/L | | 92 | 68 - 131 |
| Tetrachloroethene | 0.50 | U | 9.88 | 10.8 | | ug/L | | 109 | 50 - 143 |
| Toluene | 0.51 | U | 9.88 | 10.9 | | ug/L | | 110 | 70 - 131 |
| trans-1,2-Dichloroethene | 0.44 | U | 9.88 | 10.7 | | ug/L | | 108 | 62 - 139 |

## Method: 8260B - Volatile Organic Compounds (GC/MS) (Continued)

**Lab Sample ID: 660-61876-B-16 MS**
**Matrix: Water**
**Analysis Batch: 150211**

**Client Sample ID: Matrix Spike**
**Prep Type: Total/NA**

| Analyte | Sample Result | Sample Qualifier | Spike Added | MS Result | MS Qualifier | Unit | D | %Rec | %Rec. Limits |
|---|---|---|---|---|---|---|---|---|---|
| trans-1,3-Dichloropropene | 0.14 | U | 9.88 | 9.98 | | ug/L | | 101 | 67 - 130 |
| trans-1,4-Dichloro-2-butene | 2.5 | U | 9.88 | 8.97 | I | ug/L | | 91 | 70 - 130 |
| Trichloroethene | 0.50 | U | 9.88 | 11.6 | | ug/L | | 117 | 63 - 139 |
| Trichlorofluoromethane | 2.5 | U | 9.88 | 12.1 | | ug/L | | 123 | 62 - 146 |
| Vinyl acetate | 1.5 | U J3 | 19.8 | 30.9 | J3 | ug/L | | 156 | 31 - 146 |
| Vinyl chloride | 4.4 | | 9.88 | 13.9 | | ug/L | | 95 | 48 - 147 |

| *Surrogate* | *MS %Recovery* | *MS Qualifier* | *Limits* |
|---|---|---|---|
| *4-Bromofluorobenzene* | *92* | | *70 - 130* |
| *Dibromofluoromethane* | *103* | | *70 - 130* |
| *Toluene-d8 (Surr)* | *102* | | *70 - 130* |

**Lab Sample ID: 660-61876-B-15 DU**
**Matrix: Water**
**Analysis Batch: 150211**

**Client Sample ID: Duplicate**
**Prep Type: Total/NA**

| Analyte | Sample Result | Sample Qualifier | DU Result | DU Qualifier | Unit | D | RPD | RPD Limit |
|---|---|---|---|---|---|---|---|---|
| 1,1,1,2-Tetrachloroethane | 0.63 | U | 0.63 | U | ug/L | | NC | 30 |
| 1,1,1-Trichloroethane | 0.46 | U | 0.46 | U | ug/L | | NC | 30 |
| 1,1,2,2-Tetrachloroethane | 0.15 | U | 0.15 | U | ug/L | | NC | 30 |
| 1,1,2-Trichloroethane | 0.47 | U | 0.47 | U | ug/L | | NC | 30 |
| 1,1-Dichloroethane | 1.2 | | 1.26 | | ug/L | | 3 | 30 |
| 1,1-Dichloroethene | 0.45 | U | 0.45 | U | ug/L | | NC | 30 |
| 1,2,3-Trichloropropane | 0.18 | U | 0.18 | U | ug/L | | NC | 30 |
| 1,2-Dibromo-3-Chloropropane | 2.5 | U | 2.5 | U | ug/L | | NC | 30 |
| 1,2-Dichlorobenzene | 0.44 | U | 0.44 | U | ug/L | | NC | 30 |
| 1,2-Dichloroethane | 0.57 | U | 0.57 | U | ug/L | | NC | 30 |
| 1,2-Dichloropropane | 0.52 | U | 0.52 | U | ug/L | | NC | 30 |
| 1,4-Dichlorobenzene | 0.52 | U | 0.52 | U | ug/L | | NC | 30 |
| 2-Butanone | 8.4 | U | 8.4 | U | ug/L | | NC | 30 |
| 2-Hexanone | 4.4 | U | 4.4 | U | ug/L | | NC | 30 |
| Acetone | 9.9 | U | 9.9 | U | ug/L | | NC | 30 |
| Acrylonitrile | 1.2 | U | 1.2 | U | ug/L | | NC | 30 |
| Benzene | 0.50 | U | 0.50 | U | ug/L | | NC | 30 |
| Bromochloromethane | 0.58 | U | 0.58 | U | ug/L | | NC | 30 |
| Bromodichloromethane | 0.35 | U | 0.35 | U | ug/L | | NC | 30 |
| Bromoform | 0.58 | U | 0.58 | U | ug/L | | NC | 30 |
| Bromomethane | 2.5 | U | 2.5 | U | ug/L | | NC | 30 |
| Carbon disulfide | 1.0 | U | 1.0 | U | ug/L | | NC | 30 |
| Carbon tetrachloride | 0.42 | U | 0.42 | U | ug/L | | NC | 30 |
| Chlorobenzene | 0.63 | U | 0.63 | U | ug/L | | NC | 30 |
| Chloroethane | 2.5 | U | 2.5 | U | ug/L | | NC | 30 |
| Chloroform | 0.90 | U | 0.90 | U | ug/L | | NC | 30 |
| Chloromethane | 1.0 | U | 1.0 | U | ug/L | | NC | 30 |
| cis-1,2-Dichloroethene | 0.65 | U | 0.65 | U | ug/L | | NC | 30 |
| cis-1,3-Dichloropropene | 0.14 | U | 0.14 | U | ug/L | | NC | 30 |
| Dibromochloromethane | 0.34 | U | 0.34 | U | ug/L | | NC | 30 |
| Dibromomethane | 0.41 | U | 0.41 | U | ug/L | | NC | 30 |

## Method: 8260B - Volatile Organic Compounds (GC/MS) (Continued)

**Lab Sample ID: 660-61876-B-15 DU**
**Matrix: Water**
**Analysis Batch: 150211**

**Client Sample ID: Duplicate**
**Prep Type: Total/NA**

| Analyte | Sample Result | Sample Qualifier | | DU Result | DU Qualifier | Unit | D | | | RPD | RPD Limit |
|---|---|---|---|---|---|---|---|---|---|---|---|
| Ethylbenzene | 0.44 | U | | 0.44 | U | ug/L | | | | NC | 30 |
| Ethylene Dibromide | 0.50 | U | | 0.50 | U | ug/L | | | | NC | 30 |
| Iodomethane | 2.5 | U | | 2.5 | U | ug/L | | | | NC | 30 |
| Methyl isobutyl ketone (MIBK) | 3.8 | U | | 3.8 | U | ug/L | | | | NC | 30 |
| Methylene Chloride | 4.0 | U | | 4.0 | U | ug/L | | | | NC | 30 |
| Styrene | 0.98 | U | | 0.98 | U | ug/L | | | | NC | 30 |
| Tetrachloroethene | 0.50 | U | | 0.50 | U | ug/L | | | | NC | 30 |
| Toluene | 0.51 | U | | 0.51 | U | ug/L | | | | NC | 30 |
| trans-1,2-Dichloroethene | 0.75 | I | | 1.18 | J3 | ug/L | | | | 44 | 30 |
| trans-1,3-Dichloropropene | 0.14 | U | | 0.14 | U | ug/L | | | | NC | 30 |
| trans-1,4-Dichloro-2-butene | 2.5 | U | | 2.5 | U | ug/L | | | | NC | 30 |
| Trichloroethene | 0.50 | U | | 0.50 | U | ug/L | | | | NC | 30 |
| Trichlorofluoromethane | 2.5 | U | | 2.5 | U | ug/L | | | | NC | 30 |
| Vinyl acetate | 1.5 | U | | 1.5 | U | ug/L | | | | NC | 30 |
| Vinyl chloride | 4.5 | | | 4.80 | | ug/L | | | | 6 | 30 |
| Xylenes, Total | 0.50 | U | | 0.50 | U | ug/L | | | | NC | 30 |

| *Surrogate* | *DU %Recovery* | *DU Qualifier* | *Limits* |
|---|---|---|---|
| *4-Bromofluorobenzene* | *94* | | *70 - 130* |
| *Dibromofluoromethane* | *110* | | *70 - 130* |
| *Toluene-d8 (Surr)* | *102* | | *70 - 130* |

## Method: 8011 - EDB, DBCP, and 1,2,3-TCP (GC)

**Lab Sample ID: MB 680-340747/10-A**
**Matrix: Water**
**Analysis Batch: 340790**

**Client Sample ID: Method Blank**
**Prep Type: Total/NA**
**Prep Batch: 340747**

| Analyte | MB Result | MB Qualifier | PQL | MDL | Unit | D | Prepared | Analyzed | Dil Fac |
|---|---|---|---|---|---|---|---|---|---|
| Ethylene Dibromide | 0.0022 | U | 0.020 | 0.0022 | ug/L | | 07/24/14 15:31 | 07/24/14 20:17 | 1 |
| 1,2-Dibromo-3-Chloropropane | 0.0050 | U | 0.020 | 0.0050 | ug/L | | 07/24/14 15:31 | 07/24/14 20:17 | 1 |
| 1,2,3-Trichloropropane | 0.090 | U | 0.20 | 0.090 | ug/L | | 07/24/14 15:31 | 07/24/14 20:17 | 1 |

| *Surrogate* | *MB %Recovery* | *MB Qualifier* | *Limits* | *Prepared* | *Analyzed* | *Dil Fac* |
|---|---|---|---|---|---|---|
| *Pentachloroethane* | *101* | | *60 - 144* | *07/24/14 15:31* | *07/24/14 20:17* | *1* |

**Lab Sample ID: LCS 680-340747/11-A**
**Matrix: Water**
**Analysis Batch: 340790**

**Client Sample ID: Lab Control Sample**
**Prep Type: Total/NA**
**Prep Batch: 340747**

| Analyte | | | Spike Added | LCS Result | LCS Qualifier | Unit | D | %Rec | %Rec. Limits | | |
|---|---|---|---|---|---|---|---|---|---|---|---|
| Ethylene Dibromide | | | 0.100 | 0.0947 | | ug/L | | 95 | 66 - 126 | | |
| 1,2-Dibromo-3-Chloropropane | | | 0.100 | 0.0981 | | ug/L | | 98 | 70 - 148 | | |
| 1,2,3-Trichloropropane | | | 0.500 | 0.471 | | ug/L | | 94 | 51 - 146 | | |

| *Surrogate* | *LCS %Recovery* | *LCS Qualifier* | *Limits* |
|---|---|---|---|
| *Pentachloroethane* | *102* | | *60 - 144* |

## Method: 8011 - EDB, DBCP, and 1,2,3-TCP (GC) (Continued)

**Lab Sample ID: LCSD 680-340747/12-A**
**Matrix: Water**
**Analysis Batch: 340790**

**Client Sample ID: Lab Control Sample Dup**
**Prep Type: Total/NA**
**Prep Batch: 340747**

| Analyte | | | Spike Added | LCSD Result | LCSD Qualifier | Unit | D | %Rec | %Rec. Limits | RPD | RPD Limit |
|---|---|---|---|---|---|---|---|---|---|---|---|
| Ethylene Dibromide | | | 0.100 | 0.0934 | | ug/L | | 93 | 66 - 126 | 1 | 30 |
| 1,2-Dibromo-3-Chloropropane | | | 0.100 | 0.0951 | | ug/L | | 95 | 70 - 148 | 3 | 30 |
| 1,2,3-Trichloropropane | | | 0.500 | 0.479 | | ug/L | | 96 | 51 - 146 | 2 | 30 |

| *Surrogate* | *LCSD %Recovery* | *LCSD Qualifier* | *Limits* |
|---|---|---|---|
| *Pentachloroethane* | *98* | | *60 - 144* |

**Lab Sample ID: MB 680-341133/10-A**
**Matrix: Water**
**Analysis Batch: 341152**

**Client Sample ID: Method Blank**
**Prep Type: Total/NA**
**Prep Batch: 341133**

| Analyte | MB Result | MB Qualifier | PQL | MDL | Unit | D | Prepared | Analyzed | Dil Fac |
|---|---|---|---|---|---|---|---|---|---|
| Ethylene Dibromide | 0.0022 | U | 0.020 | 0.0022 | ug/L | | 07/28/14 15:08 | 07/28/14 20:10 | 1 |
| 1,2-Dibromo-3-Chloropropane | 0.0050 | U | 0.020 | 0.0050 | ug/L | | 07/28/14 15:08 | 07/28/14 20:10 | 1 |
| 1,2,3-Trichloropropane | 0.090 | U | 0.20 | 0.090 | ug/L | | 07/28/14 15:08 | 07/28/14 20:10 | 1 |

| *Surrogate* | *MB %Recovery* | *MB Qualifier* | *Limits* | *Prepared* | *Analyzed* | *Dil Fac* |
|---|---|---|---|---|---|---|
| *Pentachloroethane* | *96* | | *60 - 144* | *07/28/14 15:08* | *07/28/14 20:10* | *1* |

**Lab Sample ID: LCS 680-341133/11-A**
**Matrix: Water**
**Analysis Batch: 341152**

**Client Sample ID: Lab Control Sample**
**Prep Type: Total/NA**
**Prep Batch: 341133**

| Analyte | | | Spike Added | LCS Result | LCS Qualifier | Unit | D | %Rec | %Rec. Limits |
|---|---|---|---|---|---|---|---|---|---|
| Ethylene Dibromide | | | 0.100 | 0.0898 | | ug/L | | 90 | 66 - 126 |
| 1,2-Dibromo-3-Chloropropane | | | 0.100 | 0.0997 | | ug/L | | 100 | 70 - 148 |
| 1,2,3-Trichloropropane | | | 0.500 | 0.435 | | ug/L | | 87 | 51 - 146 |

| *Surrogate* | *LCS %Recovery* | *LCS Qualifier* | *Limits* |
|---|---|---|---|
| *Pentachloroethane* | *98* | | *60 - 144* |

**Lab Sample ID: LCSD 680-341133/12-A**
**Matrix: Water**
**Analysis Batch: 341152**

**Client Sample ID: Lab Control Sample Dup**
**Prep Type: Total/NA**
**Prep Batch: 341133**

| Analyte | | | Spike Added | LCSD Result | LCSD Qualifier | Unit | D | %Rec | %Rec. Limits | RPD | RPD Limit |
|---|---|---|---|---|---|---|---|---|---|---|---|
| Ethylene Dibromide | | | 0.100 | 0.0929 | | ug/L | | 93 | 66 - 126 | 3 | 30 |
| 1,2-Dibromo-3-Chloropropane | | | 0.100 | 0.0962 | | ug/L | | 96 | 70 - 148 | 4 | 30 |
| 1,2,3-Trichloropropane | | | 0.500 | 0.467 | | ug/L | | 93 | 51 - 146 | 7 | 30 |

| *Surrogate* | *LCSD %Recovery* | *LCSD Qualifier* | *Limits* |
|---|---|---|---|
| *Pentachloroethane* | *98* | | *60 - 144* |

## Method: 300.0 - Anions, Ion Chromatography

**Lab Sample ID: MB 680-341645/5**
**Matrix: Water**
**Analysis Batch: 341645**

**Client Sample ID: Method Blank**
**Prep Type: Total/NA**

| Analyte | MB Result | MB Qualifier | PQL | MDL | Unit | D | Prepared | Analyzed | Dil Fac |
|---|---|---|---|---|---|---|---|---|---|
| Chloride | 0.25 | U | 0.50 | 0.25 | mg/L | | | 07/30/14 14:12 | 1 |

**Lab Sample ID: LCS 680-341645/6**
**Matrix: Water**
**Analysis Batch: 341645**

**Client Sample ID: Lab Control Sample**
**Prep Type: Total/NA**

| Analyte | Spike Added | LCS Result | LCS Qualifier | Unit | D | %Rec | %Rec. Limits |
|---|---|---|---|---|---|---|---|
| Chloride | 10.0 | 10.1 | | mg/L | | 101 | 90 - 110 |

**Lab Sample ID: LCSD 680-341645/7**
**Matrix: Water**
**Analysis Batch: 341645**

**Client Sample ID: Lab Control Sample Dup**
**Prep Type: Total/NA**

| Analyte | Spike Added | LCSD Result | LCSD Qualifier | Unit | D | %Rec | %Rec. Limits | RPD | RPD Limit |
|---|---|---|---|---|---|---|---|---|---|
| Chloride | 10.0 | 10.1 | | mg/L | | 101 | 90 - 110 | 0 | 30 |

**Lab Sample ID: 660-61845-1 MS**
**Matrix: Water**
**Analysis Batch: 341645**

**Client Sample ID: MW-10**
**Prep Type: Total/NA**

| Analyte | Sample Result | Sample Qualifier | Spike Added | MS Result | MS Qualifier | Unit | D | %Rec | %Rec. Limits |
|---|---|---|---|---|---|---|---|---|---|
| Chloride | 6.4 | | 10.0 | 16.5 | | mg/L | | 100 | 80 - 120 |

**Lab Sample ID: 660-61845-1 MSD**
**Matrix: Water**
**Analysis Batch: 341645**

**Client Sample ID: MW-10**
**Prep Type: Total/NA**

| Analyte | Sample Result | Sample Qualifier | Spike Added | MSD Result | MSD Qualifier | Unit | D | %Rec | %Rec. Limits | RPD | RPD Limit |
|---|---|---|---|---|---|---|---|---|---|---|---|
| Chloride | 6.4 | | 10.0 | 16.4 | | mg/L | | 100 | 80 - 120 | 0 | 30 |

**Lab Sample ID: MB 680-342080/2**
**Matrix: Water**
**Analysis Batch: 342080**

**Client Sample ID: Method Blank**
**Prep Type: Total/NA**

| Analyte | MB Result | MB Qualifier | PQL | MDL | Unit | D | Prepared | Analyzed | Dil Fac |
|---|---|---|---|---|---|---|---|---|---|
| Chloride | 0.25 | U | 0.50 | 0.25 | mg/L | | | 08/01/14 15:26 | 1 |

**Lab Sample ID: LCS 680-342080/3**
**Matrix: Water**
**Analysis Batch: 342080**

**Client Sample ID: Lab Control Sample**
**Prep Type: Total/NA**

| Analyte | Spike Added | LCS Result | LCS Qualifier | Unit | D | %Rec | %Rec. Limits |
|---|---|---|---|---|---|---|---|
| Chloride | 10.0 | 9.91 | | mg/L | | 99 | 90 - 110 |

**Lab Sample ID: LCSD 680-342080/4**
**Matrix: Water**
**Analysis Batch: 342080**

**Client Sample ID: Lab Control Sample Dup**
**Prep Type: Total/NA**

| Analyte | Spike Added | LCSD Result | LCSD Qualifier | Unit | D | %Rec | %Rec. Limits | RPD | RPD Limit |
|---|---|---|---|---|---|---|---|---|---|
| Chloride | 10.0 | 9.87 | | mg/L | | 99 | 90 - 110 | 0 | 30 |

**Lab Sample ID: 680-103580-F-1 MS**
**Matrix: Water**
**Analysis Batch: 342080**

**Client Sample ID: Matrix Spike**
**Prep Type: Total/NA**

| Analyte | Sample Result | Sample Qualifier | Spike Added | MS Result | MS Qualifier | Unit | D | %Rec | %Rec. Limits |
|---|---|---|---|---|---|---|---|---|---|
| Chloride | 38 | | 20.0 | 57.9 | | mg/L | | 100 | 80 - 120 |

**Lab Sample ID: 680-103580-F-1 MSD**
**Matrix: Water**
**Analysis Batch: 342080**

**Client Sample ID: Matrix Spike Duplicate**
**Prep Type: Total/NA**

| Analyte | Sample Result | Sample Qualifier | Spike Added | MSD Result | MSD Qualifier | Unit | D | %Rec | %Rec. Limits | RPD | RPD Limit |
|---|---|---|---|---|---|---|---|---|---|---|---|
| Chloride | 38 | | 20.0 | 57.9 | | mg/L | | 101 | 80 - 120 | 0 | 30 |

## Method: 6020 - Metals (ICP/MS)

**Lab Sample ID: MB 680-340728/1-A**
**Matrix: Water**
**Analysis Batch: 341574**

**Client Sample ID: Method Blank**
**Prep Type: Total Recoverable**
**Prep Batch: 340728**

| Analyte | MB Result | MB Qualifier | PQL | MDL | Unit | D | Prepared | Analyzed | Dil Fac |
|---|---|---|---|---|---|---|---|---|---|
| Antimony | 2.3 | U | 5.0 | 2.3 | ug/L | | 07/24/14 13:30 | 07/30/14 08:34 | 1 |
| Arsenic | 1.3 | U | 2.5 | 1.3 | ug/L | | 07/24/14 13:30 | 07/30/14 08:34 | 1 |
| Barium | 1.3 | U | 5.0 | 1.3 | ug/L | | 07/24/14 13:30 | 07/30/14 08:34 | 1 |
| Beryllium | 0.25 | U | 0.50 | 0.25 | ug/L | | 07/24/14 13:30 | 07/30/14 08:34 | 1 |
| Cadmium | 0.095 | U | 0.50 | 0.095 | ug/L | | 07/24/14 13:30 | 07/30/14 08:34 | 1 |
| Chromium | 2.5 | U | 5.0 | 2.5 | ug/L | | 07/24/14 13:30 | 07/30/14 08:34 | 1 |
| Cobalt | 0.15 | U | 0.50 | 0.15 | ug/L | | 07/24/14 13:30 | 07/30/14 08:34 | 1 |
| Copper | 1.1 | U | 5.0 | 1.1 | ug/L | | 07/24/14 13:30 | 07/30/14 08:34 | 1 |
| Iron | 33 | U | 100 | 33 | ug/L | | 07/24/14 13:30 | 07/30/14 08:34 | 1 |
| Lead | 0.20 | U | 1.5 | 0.20 | ug/L | | 07/24/14 13:30 | 07/30/14 08:34 | 1 |
| Nickel | 2.0 | U | 5.0 | 2.0 | ug/L | | 07/24/14 13:30 | 07/30/14 08:34 | 1 |
| Selenium | 1.0 | U | 2.5 | 1.0 | ug/L | | 07/24/14 13:30 | 07/30/14 08:34 | 1 |
| Silver | 0.25 | U | 1.0 | 0.25 | ug/L | | 07/24/14 13:30 | 07/30/14 08:34 | 1 |
| Sodium | 0.25 | U | 0.50 | 0.25 | mg/L | | 07/24/14 13:30 | 07/30/14 08:34 | 1 |
| Thallium | 0.50 | U | 1.0 | 0.50 | ug/L | | 07/24/14 13:30 | 07/30/14 08:34 | 1 |
| Vanadium | 3.8 | U | 10 | 3.8 | ug/L | | 07/24/14 13:30 | 07/30/14 08:34 | 1 |
| Zinc | 8.3 | U | 20 | 8.3 | ug/L | | 07/24/14 13:30 | 07/30/14 08:34 | 1 |

**Lab Sample ID: LCS 680-340728/2-A**
**Matrix: Water**
**Analysis Batch: 341574**

**Client Sample ID: Lab Control Sample**
**Prep Type: Total Recoverable**
**Prep Batch: 340728**

| Analyte | Spike Added | LCS Result | LCS Qualifier | Unit | D | %Rec | %Rec. Limits |
|---|---|---|---|---|---|---|---|
| Antimony | 50.0 | 54.9 | | ug/L | | 110 | 75 - 125 |
| Arsenic | 100 | 108 | | ug/L | | 108 | 75 - 125 |
| Barium | 100 | 108 | | ug/L | | 108 | 75 - 125 |
| Beryllium | 50.0 | 48.6 | | ug/L | | 97 | 75 - 125 |
| Cadmium | 50.0 | 57.1 | | ug/L | | 114 | 75 - 125 |
| Chromium | 100 | 103 | | ug/L | | 103 | 75 - 125 |
| Cobalt | 50.0 | 52.9 | | ug/L | | 106 | 75 - 125 |
| Copper | 100 | 105 | | ug/L | | 105 | 75 - 125 |
| Iron | 5000 | 6160 | | ug/L | | 123 | 75 - 125 |
| Lead | 50.0 | 55.1 | | ug/L | | 110 | 75 - 125 |
| Nickel | 100 | 107 | | ug/L | | 107 | 75 - 125 |
| Selenium | 100 | 118 | | ug/L | | 118 | 75 - 125 |

## Method: 6020 - Metals (ICP/MS) (Continued)

**Lab Sample ID: LCS 680-340728/2-A**
**Matrix: Water**
**Analysis Batch: 341574**

**Client Sample ID: Lab Control Sample**
**Prep Type: Total Recoverable**
**Prep Batch: 340728**

| Analyte | Spike Added | LCS Result | LCS Qualifier | Unit | D | %Rec | %Rec. Limits |
|---|---|---|---|---|---|---|---|
| Silver | 50.0 | 55.5 | | ug/L | | 111 | 75 - 125 |
| Sodium | 5.00 | 5.44 | | mg/L | | 109 | 75 - 125 |
| Thallium | 40.0 | 43.6 | | ug/L | | 109 | 75 - 125 |
| Vanadium | 100 | 101 | | ug/L | | 101 | 75 - 125 |
| Zinc | 100 | 112 | | ug/L | | 112 | 75 - 125 |

**Lab Sample ID: 660-61845-1 MS**
**Matrix: Water**
**Analysis Batch: 341574**

**Client Sample ID: MW-10**
**Prep Type: Total Recoverable**
**Prep Batch: 340728**

| Analyte | Sample Result | Sample Qualifier | Spike Added | MS Result | MS Qualifier | Unit | D | %Rec | %Rec. Limits |
|---|---|---|---|---|---|---|---|---|---|
| Antimony | 2.3 | U | 50.0 | 51.4 | | ug/L | | 103 | 75 - 125 |
| Arsenic | 2.3 | I | 100 | 100 | | ug/L | | 98 | 75 - 125 |
| Barium | 57 | J3 | 100 | 171 | | ug/L | | 114 | 75 - 125 |
| Beryllium | 0.25 | U | 50.0 | 45.2 | | ug/L | | 90 | 75 - 125 |
| Cadmium | 0.30 | I | 50.0 | 53.0 | | ug/L | | 105 | 75 - 125 |
| Chromium | 3.8 | I | 100 | 99.3 | | ug/L | | 95 | 75 - 125 |
| Cobalt | 0.40 | I | 50.0 | 48.2 | | ug/L | | 96 | 75 - 125 |
| Copper | 1.1 | U | 100 | 97.5 | | ug/L | | 98 | 75 - 125 |
| Iron | 5200 | | 5000 | 10600 | | ug/L | | 108 | 75 - 125 |
| Lead | 2.1 | | 50.0 | 54.2 | | ug/L | | 104 | 75 - 125 |
| Nickel | 2.0 | I | 100 | 100 | | ug/L | | 98 | 75 - 125 |
| Selenium | 1.0 | U | 100 | 99.3 | | ug/L | | 99 | 75 - 125 |
| Silver | 0.52 | I | 50.0 | 57.1 | | ug/L | | 113 | 75 - 125 |
| Sodium | 3.9 | J3 | 5.00 | 8.55 | | mg/L | | 93 | 75 - 125 |
| Thallium | 0.50 | U | 40.0 | 41.0 | | ug/L | | 103 | 75 - 125 |
| Vanadium | 3.8 | U | 100 | 94.5 | | ug/L | | 95 | 75 - 125 |
| Zinc | 8.7 | I | 100 | 108 | | ug/L | | 99 | 75 - 125 |

**Lab Sample ID: 660-61845-1 MSD**
**Matrix: Water**
**Analysis Batch: 341574**

**Client Sample ID: MW-10**
**Prep Type: Total Recoverable**
**Prep Batch: 340728**

| Analyte | Sample Result | Sample Qualifier | Spike Added | MSD Result | MSD Qualifier | Unit | D | %Rec | %Rec. Limits | RPD | RPD Limit |
|---|---|---|---|---|---|---|---|---|---|---|---|
| Antimony | 2.3 | U | 50.0 | 54.3 | | ug/L | | 109 | 75 - 125 | 5 | 20 |
| Arsenic | 2.3 | I | 100 | 107 | | ug/L | | 105 | 75 - 125 | 6 | 20 |
| Barium | 57 | J3 | 100 | 189 | J3 | ug/L | | 132 | 75 - 125 | 10 | 20 |
| Beryllium | 0.25 | U | 50.0 | 47.9 | | ug/L | | 96 | 75 - 125 | 6 | 20 |
| Cadmium | 0.30 | I | 50.0 | 55.9 | | ug/L | | 111 | 75 - 125 | 5 | 20 |
| Chromium | 3.8 | I | 100 | 105 | | ug/L | | 101 | 75 - 125 | 5 | 20 |
| Cobalt | 0.40 | I | 50.0 | 51.3 | | ug/L | | 102 | 75 - 125 | 6 | 20 |
| Copper | 1.1 | U | 100 | 103 | | ug/L | | 103 | 75 - 125 | 5 | 20 |
| Iron | 5200 | | 5000 | 11000 | | ug/L | | 117 | 75 - 125 | 4 | 20 |
| Lead | 2.1 | | 50.0 | 57.7 | | ug/L | | 111 | 75 - 125 | 6 | 20 |
| Nickel | 2.0 | I | 100 | 106 | | ug/L | | 104 | 75 - 125 | 5 | 20 |
| Selenium | 1.0 | U | 100 | 108 | | ug/L | | 108 | 75 - 125 | 8 | 20 |
| Silver | 0.52 | I | 50.0 | 56.5 | | ug/L | | 112 | 75 - 125 | 1 | 20 |
| Sodium | 3.9 | J3 | 5.00 | 11.9 | J3 | mg/L | | 160 | 75 - 125 | 33 | 20 |
| Thallium | 0.50 | U | 40.0 | 43.9 | | ug/L | | 110 | 75 - 125 | 7 | 20 |

## Method: 6020 - Metals (ICP/MS) (Continued)

**Lab Sample ID: 660-61845-1 MSD**
**Matrix: Water**
**Analysis Batch: 341574**

**Client Sample ID: MW-10**
**Prep Type: Total Recoverable**
**Prep Batch: 340728**

| Analyte | Sample Result | Sample Qualifier | Spike Added | MSD Result | MSD Qualifier | Unit | D | %Rec | %Rec. Limits | RPD | RPD Limit |
|---|---|---|---|---|---|---|---|---|---|---|---|
| Vanadium | 3.8 | U | 100 | 100 | | ug/L | | 100 | 75 - 125 | 6 | 20 |
| Zinc | 8.7 | I | 100 | 115 | | ug/L | | 106 | 75 - 125 | 6 | 20 |

**Lab Sample ID: MB 680-341235/1-A**
**Matrix: Water**
**Analysis Batch: 342191**

**Client Sample ID: Method Blank**
**Prep Type: Total Recoverable**
**Prep Batch: 341235**

| Analyte | MB Result | MB Qualifier | PQL | MDL | Unit | D | Prepared | Analyzed | Dil Fac |
|---|---|---|---|---|---|---|---|---|---|
| Antimony | 2.3 | U | 5.0 | 2.3 | ug/L | | 07/28/14 16:30 | 08/02/14 06:59 | 1 |
| Arsenic | 1.3 | U | 2.5 | 1.3 | ug/L | | 07/28/14 16:30 | 08/02/14 06:59 | 1 |
| Barium | 1.3 | U | 5.0 | 1.3 | ug/L | | 07/28/14 16:30 | 08/02/14 06:59 | 1 |
| Beryllium | 0.25 | U | 0.50 | 0.25 | ug/L | | 07/28/14 16:30 | 08/02/14 06:59 | 1 |
| Cadmium | 0.095 | U | 0.50 | 0.095 | ug/L | | 07/28/14 16:30 | 08/02/14 06:59 | 1 |
| Chromium | 2.5 | U | 5.0 | 2.5 | ug/L | | 07/28/14 16:30 | 08/02/14 06:59 | 1 |
| Cobalt | 0.15 | U | 0.50 | 0.15 | ug/L | | 07/28/14 16:30 | 08/02/14 06:59 | 1 |
| Copper | 1.1 | U | 5.0 | 1.1 | ug/L | | 07/28/14 16:30 | 08/02/14 06:59 | 1 |
| Lead | 0.20 | U | 1.5 | 0.20 | ug/L | | 07/28/14 16:30 | 08/02/14 06:59 | 1 |
| Nickel | 2.0 | U | 5.0 | 2.0 | ug/L | | 07/28/14 16:30 | 08/02/14 06:59 | 1 |
| Selenium | 1.0 | U | 2.5 | 1.0 | ug/L | | 07/28/14 16:30 | 08/02/14 06:59 | 1 |
| Silver | 0.25 | U | 1.0 | 0.25 | ug/L | | 07/28/14 16:30 | 08/02/14 06:59 | 1 |
| Thallium | 0.50 | U | 1.0 | 0.50 | ug/L | | 07/28/14 16:30 | 08/02/14 06:59 | 1 |
| Vanadium | 3.8 | U | 10 | 3.8 | ug/L | | 07/28/14 16:30 | 08/02/14 06:59 | 1 |
| Zinc | 8.3 | U | 20 | 8.3 | ug/L | | 07/28/14 16:30 | 08/02/14 06:59 | 1 |

**Lab Sample ID: MB 680-341235/1-A**
**Matrix: Water**
**Analysis Batch: 342346**

**Client Sample ID: Method Blank**
**Prep Type: Total Recoverable**
**Prep Batch: 341235**

| Analyte | MB Result | MB Qualifier | PQL | MDL | Unit | D | Prepared | Analyzed | Dil Fac |
|---|---|---|---|---|---|---|---|---|---|
| Iron | 33 | U | 100 | 33 | ug/L | | 07/28/14 16:30 | 08/02/14 11:13 | 1 |
| Sodium | 0.25 | U | 0.50 | 0.25 | mg/L | | 07/28/14 16:30 | 08/02/14 11:13 | 1 |

**Lab Sample ID: LCS 680-341235/2-A**
**Matrix: Water**
**Analysis Batch: 342191**

**Client Sample ID: Lab Control Sample**
**Prep Type: Total Recoverable**
**Prep Batch: 341235**

| Analyte | Spike Added | LCS Result | LCS Qualifier | Unit | D | %Rec | %Rec. Limits |
|---|---|---|---|---|---|---|---|
| Antimony | 50.0 | 52.2 | | ug/L | | 104 | 75 - 125 |
| Arsenic | 100 | 103 | | ug/L | | 103 | 75 - 125 |
| Barium | 100 | 101 | | ug/L | | 101 | 75 - 125 |
| Beryllium | 50.0 | 48.7 | | ug/L | | 97 | 75 - 125 |
| Cadmium | 50.0 | 50.4 | | ug/L | | 101 | 75 - 125 |
| Chromium | 100 | 97.4 | | ug/L | | 97 | 75 - 125 |
| Cobalt | 50.0 | 50.8 | | ug/L | | 102 | 75 - 125 |
| Copper | 100 | 100 | | ug/L | | 100 | 75 - 125 |
| Lead | 50.0 | 50.1 | | ug/L | | 100 | 75 - 125 |
| Nickel | 100 | 102 | | ug/L | | 102 | 75 - 125 |
| Selenium | 100 | 100 | | ug/L | | 100 | 75 - 125 |
| Silver | 50.0 | 51.7 | | ug/L | | 103 | 75 - 125 |

## Method: 6020 - Metals (ICP/MS) (Continued)

**Lab Sample ID: LCS 680-341235/2-A**
**Matrix: Water**
**Analysis Batch: 342191**

**Client Sample ID: Lab Control Sample**
**Prep Type: Total Recoverable**
**Prep Batch: 341235**

| Analyte | Spike Added | LCS Result | LCS Qualifier | Unit | D | %Rec | %Rec. Limits |
|---|---|---|---|---|---|---|---|
| Thallium | 40.0 | 39.7 | | ug/L | | 99 | 75 - 125 |
| Vanadium | 100 | 101 | | ug/L | | 101 | 75 - 125 |
| Zinc | 100 | 99.1 | | ug/L | | 99 | 75 - 125 |

**Lab Sample ID: LCS 680-341235/2-A**
**Matrix: Water**
**Analysis Batch: 342346**

**Client Sample ID: Lab Control Sample**
**Prep Type: Total Recoverable**
**Prep Batch: 341235**

| Analyte | Spike Added | LCS Result | LCS Qualifier | Unit | D | %Rec | %Rec. Limits |
|---|---|---|---|---|---|---|---|
| Iron | 5000 | 5000 | | ug/L | | 100 | 75 - 125 |
| Sodium | 5.00 | 4.86 | | mg/L | | 97 | 75 - 125 |

**Lab Sample ID: 680-103628-A-2-B MS**
**Matrix: Water**
**Analysis Batch: 342191**

**Client Sample ID: Matrix Spike**
**Prep Type: Total Recoverable**
**Prep Batch: 341235**

| Analyte | Sample Result | Sample Qualifier | Spike Added | MS Result | MS Qualifier | Unit | D | %Rec | %Rec. Limits |
|---|---|---|---|---|---|---|---|---|---|
| Antimony | 2.3 | | 50.0 | 51.1 | | ug/L | | 102 | 75 - 125 |
| Arsenic | 1.3 | U | 100 | 96.3 | | ug/L | | 96 | 75 - 125 |
| Barium | 95 | | 100 | 192 | | ug/L | | 97 | 75 - 125 |
| Beryllium | 0.25 | | 50.0 | 47.4 | | ug/L | | 95 | 75 - 125 |
| Cadmium | 0.28 | | 50.0 | 50.7 | | ug/L | | 101 | 75 - 125 |
| Chromium | 2.5 | | 100 | 92.2 | | ug/L | | 92 | 75 - 125 |
| Cobalt | 13 | | 50.0 | 60.6 | | ug/L | | 94 | 75 - 125 |
| Copper | 4.6 | | 100 | 98.8 | | ug/L | | 94 | 75 - 125 |
| Lead | 0.47 | | 50.0 | 49.4 | | ug/L | | 98 | 75 - 125 |
| Nickel | 9.1 | | 100 | 103 | | ug/L | | 93 | 75 - 125 |
| Selenium | 1.0 | | 100 | 99.5 | | ug/L | | 100 | 75 - 125 |
| Silver | 0.25 | | 50.0 | 50.9 | | ug/L | | 102 | 75 - 125 |
| Thallium | 0.50 | | 40.0 | 39.2 | | ug/L | | 98 | 75 - 125 |
| Vanadium | 4.2 | | 100 | 96.0 | | ug/L | | 92 | 75 - 125 |
| Zinc | 29 | | 100 | 119 | | ug/L | | 90 | 75 - 125 |

**Lab Sample ID: 680-103628-A-2-B MS**
**Matrix: Water**
**Analysis Batch: 342346**

**Client Sample ID: Matrix Spike**
**Prep Type: Total Recoverable**
**Prep Batch: 341235**

| Analyte | Sample Result | Sample Qualifier | Spike Added | MS Result | MS Qualifier | Unit | D | %Rec | %Rec. Limits |
|---|---|---|---|---|---|---|---|---|---|
| Iron | 11000 | | 5000 | 14900 | | ug/L | | 85 | 75 - 125 |
| Sodium | 3.2 | | 5.00 | 7.66 | | mg/L | | 89 | 75 - 125 |

**Lab Sample ID: 680-103628-A-2-C MSD**
**Matrix: Water**
**Analysis Batch: 342191**

**Client Sample ID: Matrix Spike Duplicate**
**Prep Type: Total Recoverable**
**Prep Batch: 341235**

| Analyte | Sample Result | Sample Qualifier | Spike Added | MSD Result | MSD Qualifier | Unit | D | %Rec | %Rec. Limits | RPD | RPD Limit |
|---|---|---|---|---|---|---|---|---|---|---|---|
| Antimony | 2.3 | | 50.0 | 48.3 | | ug/L | | 97 | 75 - 125 | 6 | 20 |
| Arsenic | 1.3 | U | 100 | 92.3 | | ug/L | | 92 | 75 - 125 | 4 | 20 |
| Barium | 95 | | 100 | 183 | | ug/L | | 88 | 75 - 125 | 5 | 20 |

## Method: 6020 - Metals (ICP/MS) (Continued)

**Lab Sample ID: 680-103628-A-2-C MSD**
**Matrix: Water**
**Analysis Batch: 342191**

**Client Sample ID: Matrix Spike Duplicate**
**Prep Type: Total Recoverable**
**Prep Batch: 341235**

| Analyte | Sample Result | Sample Qualifier | Spike Added | MSD Result | MSD Qualifier | Unit | D | %Rec | %Rec. Limits | RPD | RPD Limit |
|---|---|---|---|---|---|---|---|---|---|---|---|
| Beryllium | 0.25 | | 50.0 | 44.5 | | ug/L | | 89 | 75 - 125 | 6 | 20 |
| Cadmium | 0.28 | | 50.0 | 48.1 | | ug/L | | 96 | 75 - 125 | 5 | 20 |
| Chromium | 2.5 | | 100 | 87.8 | | ug/L | | 88 | 75 - 125 | 5 | 20 |
| Cobalt | 13 | | 50.0 | 57.6 | | ug/L | | 88 | 75 - 125 | 5 | 20 |
| Copper | 4.6 | | 100 | 94.1 | | ug/L | | 89 | 75 - 125 | 5 | 20 |
| Lead | 0.47 | | 50.0 | 46.9 | | ug/L | | 93 | 75 - 125 | 5 | 20 |
| Nickel | 9.1 | | 100 | 98.1 | | ug/L | | 89 | 75 - 125 | 4 | 20 |
| Selenium | 1.0 | | 100 | 89.1 | | ug/L | | 89 | 75 - 125 | 11 | 20 |
| Silver | 0.25 | | 50.0 | 48.9 | | ug/L | | 98 | 75 - 125 | 4 | 20 |
| Thallium | 0.50 | | 40.0 | 37.3 | | ug/L | | 93 | 75 - 125 | 5 | 20 |
| Vanadium | 4.2 | | 100 | 91.9 | | ug/L | | 88 | 75 - 125 | 4 | 20 |
| Zinc | 29 | | 100 | 114 | | ug/L | | 85 | 75 - 125 | 4 | 20 |

**Lab Sample ID: 680-103628-A-2-C MSD**
**Matrix: Water**
**Analysis Batch: 342346**

**Client Sample ID: Matrix Spike Duplicate**
**Prep Type: Total Recoverable**
**Prep Batch: 341235**

| Analyte | Sample Result | Sample Qualifier | Spike Added | MSD Result | MSD Qualifier | Unit | D | %Rec | %Rec. Limits | RPD | RPD Limit |
|---|---|---|---|---|---|---|---|---|---|---|---|
| Iron | 11000 | | 5000 | 14400 | | ug/L | | 76 | 75 - 125 | 3 | 20 |
| Sodium | 3.2 | | 5.00 | 7.48 | | mg/L | | 86 | 75 - 125 | 2 | 20 |

## Method: 7470A - Mercury (CVAA)

**Lab Sample ID: MB 680-341502/13-A**
**Matrix: Water**
**Analysis Batch: 342024**

**Client Sample ID: Method Blank**
**Prep Type: Total/NA**
**Prep Batch: 341502**

| Analyte | MB Result | MB Qualifier | PQL | MDL | Unit | D | Prepared | Analyzed | Dil Fac |
|---|---|---|---|---|---|---|---|---|---|
| Mercury | 0.091 | U | 0.20 | 0.091 | ug/L | | 07/30/14 08:25 | 07/31/14 09:45 | 1 |

**Lab Sample ID: LCS 680-341502/14-A**
**Matrix: Water**
**Analysis Batch: 342024**

**Client Sample ID: Lab Control Sample**
**Prep Type: Total/NA**
**Prep Batch: 341502**

| Analyte | Spike Added | LCS Result | LCS Qualifier | Unit | D | %Rec | %Rec. Limits |
|---|---|---|---|---|---|---|---|
| Mercury | 2.50 | 2.37 | | ug/L | | 95 | 80 - 120 |

**Lab Sample ID: 660-61845-3 MS**
**Matrix: Ground Water**
**Analysis Batch: 342024**

**Client Sample ID: MW-20**
**Prep Type: Total/NA**
**Prep Batch: 341502**

| Analyte | Sample Result | Sample Qualifier | Spike Added | MS Result | MS Qualifier | Unit | D | %Rec | %Rec. Limits |
|---|---|---|---|---|---|---|---|---|---|
| Mercury | 0.091 | U | 1.00 | 0.952 | | ug/L | | 95 | 80 - 120 |

## Method: 7470A - Mercury (CVAA) (Continued)

**Lab Sample ID: 660-61845-3 MSD** — **Client Sample ID: MW-20**
**Matrix: Ground Water** — **Prep Type: Total/NA**
**Analysis Batch: 342024** — **Prep Batch: 341502**

| Analyte | Sample Result | Sample Qualifier | Spike Added | MSD Result | MSD Qualifier | Unit | D | %Rec | %Rec. Limits | RPD | RPD Limit |
|---|---|---|---|---|---|---|---|---|---|---|---|
| Mercury | 0.091 | U | 1.00 | 0.964 | | ug/L | | 96 | 80 - 120 | 1 | 20 |

**Lab Sample ID: MB 680-341598/1-A** — **Client Sample ID: Method Blank**
**Matrix: Water** — **Prep Type: Total/NA**
**Analysis Batch: 342024** — **Prep Batch: 341598**

| Analyte | MB Result | MB Qualifier | PQL | MDL | Unit | D | Prepared | Analyzed | Dil Fac |
|---|---|---|---|---|---|---|---|---|---|
| Mercury | 0.091 | U | 0.20 | 0.091 | ug/L | | 07/30/14 13:09 | 07/31/14 10:58 | 1 |

**Lab Sample ID: LCS 680-341598/2-A** — **Client Sample ID: Lab Control Sample**
**Matrix: Water** — **Prep Type: Total/NA**
**Analysis Batch: 342024** — **Prep Batch: 341598**

| Analyte | Spike Added | LCS Result | LCS Qualifier | Unit | D | %Rec | %Rec. Limits |
|---|---|---|---|---|---|---|---|
| Mercury | 2.50 | 2.37 | | ug/L | | 95 | 80 - 120 |

**Lab Sample ID: 680-103625-A-2-C MS** — **Client Sample ID: Matrix Spike**
**Matrix: Water** — **Prep Type: Total/NA**
**Analysis Batch: 342024** — **Prep Batch: 341598**

| Analyte | Sample Result | Sample Qualifier | Spike Added | MS Result | MS Qualifier | Unit | D | %Rec | %Rec. Limits |
|---|---|---|---|---|---|---|---|---|---|
| Mercury | 0.091 | U | 1.00 | 0.991 | | ug/L | | 99 | 80 - 120 |

**Lab Sample ID: 680-103625-A-2-D MSD** — **Client Sample ID: Matrix Spike Duplicate**
**Matrix: Water** — **Prep Type: Total/NA**
**Analysis Batch: 342024** — **Prep Batch: 341598**

| Analyte | Sample Result | Sample Qualifier | Spike Added | MSD Result | MSD Qualifier | Unit | D | %Rec | %Rec. Limits | RPD | RPD Limit |
|---|---|---|---|---|---|---|---|---|---|---|---|
| Mercury | 0.091 | U | 1.00 | 0.961 | | ug/L | | 96 | 80 - 120 | 3 | 20 |

## Method: 2540C-2011 - Total Dissolved Solids (Dried at 180 °C)

**Lab Sample ID: MB 680-341629/1** — **Client Sample ID: Method Blank**
**Matrix: Water** — **Prep Type: Total/NA**
**Analysis Batch: 341629**

| Analyte | MB Result | MB Qualifier | PQL | MDL | Unit | D | Prepared | Analyzed | Dil Fac |
|---|---|---|---|---|---|---|---|---|---|
| Total Dissolved Solids | 5.0 | U | 5.0 | 5.0 | mg/L | | | 07/30/14 14:47 | 1 |

**Lab Sample ID: LCS 680-341629/2** — **Client Sample ID: Lab Control Sample**
**Matrix: Water** — **Prep Type: Total/NA**
**Analysis Batch: 341629**

| Analyte | Spike Added | LCS Result | LCS Qualifier | Unit | D | %Rec | %Rec. Limits |
|---|---|---|---|---|---|---|---|
| Total Dissolved Solids | 109 | 122 | | mg/L | | 112 | 80 - 120 |

## Method: 2540C-2011 - Total Dissolved Solids (Dried at 180 °C) (Continued)

**Lab Sample ID: LCSD 680-341629/3**
**Matrix: Water**
**Analysis Batch: 341629**

**Client Sample ID: Lab Control Sample Dup**
**Prep Type: Total/NA**

| Analyte | | | Spike Added | LCSD Result | LCSD Qualifier | Unit | D | %Rec | %Rec. Limits | RPD | RPD Limit |
|---|---|---|---|---|---|---|---|---|---|---|---|
| Total Dissolved Solids | | | 109 | 112 | | mg/L | | 103 | 80 - 120 | 9 | 25 |

**Lab Sample ID: 660-61884-1 DU**
**Matrix: Ground Water**
**Analysis Batch: 341629**

**Client Sample ID: MW-6**
**Prep Type: Total/NA**

| Analyte | Sample Result | Sample Qualifier | | DU Result | DU Qualifier | Unit | D | | | RPD | RPD Limit |
|---|---|---|---|---|---|---|---|---|---|---|---|
| Total Dissolved Solids | 460 | | | 480 | | mg/L | | | | 4 | 25 |

## Method: 350.1 - Nitrogen, Ammonia

**Lab Sample ID: MB 680-341061/8**
**Matrix: Water**
**Analysis Batch: 341061**

**Client Sample ID: Method Blank**
**Prep Type: Total/NA**

| Analyte | MB Result | MB Qualifier | PQL | MDL | Unit | D | Prepared | Analyzed | Dil Fac |
|---|---|---|---|---|---|---|---|---|---|
| Ammonia | 0.026 | U | 0.050 | 0.026 | mg/L | | | 07/25/14 15:00 | 1 |

**Lab Sample ID: LCS 680-341061/7**
**Matrix: Water**
**Analysis Batch: 341061**

**Client Sample ID: Lab Control Sample**
**Prep Type: Total/NA**

| Analyte | | | Spike Added | LCS Result | LCS Qualifier | Unit | D | %Rec | %Rec. Limits | | |
|---|---|---|---|---|---|---|---|---|---|---|---|
| Ammonia | | | 1.00 | 1.02 | | mg/L | | 102 | 90 - 110 | | |

**Lab Sample ID: 660-61835-A-15 MS**
**Matrix: Water**
**Analysis Batch: 341061**

**Client Sample ID: Matrix Spike**
**Prep Type: Total/NA**

| Analyte | Sample Result | Sample Qualifier | Spike Added | MS Result | MS Qualifier | Unit | D | %Rec | %Rec. Limits | | |
|---|---|---|---|---|---|---|---|---|---|---|---|
| Ammonia | 0.11 | J3 | 1.00 | 1.22 | J3 | mg/L | | 111 | 90 - 110 | | |

**Lab Sample ID: 660-61835-A-15 MSD**
**Matrix: Water**
**Analysis Batch: 341061**

**Client Sample ID: Matrix Spike Duplicate**
**Prep Type: Total/NA**

| Analyte | Sample Result | Sample Qualifier | Spike Added | MSD Result | MSD Qualifier | Unit | D | %Rec | %Rec. Limits | RPD | RPD Limit |
|---|---|---|---|---|---|---|---|---|---|---|---|
| Ammonia | 0.11 | J3 | 1.00 | 1.22 | J3 | mg/L | | 111 | 90 - 110 | 0 | 30 |

**Lab Sample ID: 660-61835-A-11 DU**
**Matrix: Water**
**Analysis Batch: 341061**

**Client Sample ID: Duplicate**
**Prep Type: Total/NA**

| Analyte | Sample Result | Sample Qualifier | | DU Result | DU Qualifier | Unit | D | | | RPD | RPD Limit |
|---|---|---|---|---|---|---|---|---|---|---|---|
| Ammonia | 0.059 | | | 0.0540 | | mg/L | | | | 8 | 30 |

## Method: 350.1 - Nitrogen, Ammonia (Continued)

**Lab Sample ID: MB 680-341062/19**
**Matrix: Water**
**Analysis Batch: 341062**

**Client Sample ID: Method Blank**
**Prep Type: Total/NA**

| Analyte | MB Result | MB Qualifier | PQL | MDL | Unit | D | Prepared | Analyzed | Dil Fac |
|---|---|---|---|---|---|---|---|---|---|
| Ammonia | 0.026 | U | 0.050 | 0.026 | mg/L | | | 07/25/14 17:22 | 1 |

**Lab Sample ID: LCS 680-341062/21**
**Matrix: Water**
**Analysis Batch: 341062**

**Client Sample ID: Lab Control Sample**
**Prep Type: Total/NA**

| Analyte | Spike Added | LCS Result | LCS Qualifier | Unit | D | %Rec | %Rec. Limits |
|---|---|---|---|---|---|---|---|
| Ammonia | 1.00 | 1.04 | | mg/L | | 104 | 90 - 110 |

**Lab Sample ID: 660-61845-7 MS**
**Matrix: Ground Water**
**Analysis Batch: 341062**

**Client Sample ID: MW-3**
**Prep Type: Total/NA**

| Analyte | Sample Result | Sample Qualifier | Spike Added | MS Result | MS Qualifier | Unit | D | %Rec | %Rec. Limits |
|---|---|---|---|---|---|---|---|---|---|
| Ammonia | 0.14 | J3 | 1.00 | 1.40 | J3 | mg/L | | 126 | 90 - 110 |

**Lab Sample ID: 660-61845-7 MSD**
**Matrix: Ground Water**
**Analysis Batch: 341062**

**Client Sample ID: MW-3**
**Prep Type: Total/NA**

| Analyte | Sample Result | Sample Qualifier | Spike Added | MSD Result | MSD Qualifier | Unit | D | %Rec | %Rec. Limits | RPD | RPD Limit |
|---|---|---|---|---|---|---|---|---|---|---|---|
| Ammonia | 0.14 | J3 | 1.00 | 1.40 | J3 | mg/L | | 126 | 90 - 110 | 0 | 30 |

**Lab Sample ID: 660-61845-8 DU**
**Matrix: Ground Water**
**Analysis Batch: 341062**

**Client Sample ID: MW-11**
**Prep Type: Total/NA**

| Analyte | Sample Result | Sample Qualifier | DU Result | DU Qualifier | Unit | D | RPD | RPD Limit |
|---|---|---|---|---|---|---|---|---|
| Ammonia | 0.14 | | 0.144 | | mg/L | | 0.5 | 30 |

**Lab Sample ID: MB 680-341542/10**
**Matrix: Water**
**Analysis Batch: 341542**

**Client Sample ID: Method Blank**
**Prep Type: Total/NA**

| Analyte | MB Result | MB Qualifier | PQL | MDL | Unit | D | Prepared | Analyzed | Dil Fac |
|---|---|---|---|---|---|---|---|---|---|
| Ammonia | 0.026 | U | 0.050 | 0.026 | mg/L | | | 07/29/14 17:52 | 1 |

**Lab Sample ID: LCS 680-341542/9**
**Matrix: Water**
**Analysis Batch: 341542**

**Client Sample ID: Lab Control Sample**
**Prep Type: Total/NA**

| Analyte | Spike Added | LCS Result | LCS Qualifier | Unit | D | %Rec | %Rec. Limits |
|---|---|---|---|---|---|---|---|
| Ammonia | 1.00 | 0.998 | | mg/L | | 100 | 90 - 110 |

**Lab Sample ID: 660-61884-2 MS**
**Matrix: Ground Water**
**Analysis Batch: 341542**

**Client Sample ID: MW-13**
**Prep Type: Total/NA**

| Analyte | Sample Result | Sample Qualifier | Spike Added | MS Result | MS Qualifier | Unit | D | %Rec | %Rec. Limits |
|---|---|---|---|---|---|---|---|---|---|
| Ammonia | 0.51 | J3 | 1.00 | 1.83 | J3 | mg/L | | 132 | 90 - 110 |

**Lab Sample ID: 660-61884-2 MSD**
**Matrix: Ground Water**
**Analysis Batch: 341542**

**Client Sample ID: MW-13**
**Prep Type: Total/NA**

| Analyte | Sample Result | Sample Qualifier | Spike Added | MSD Result | MSD Qualifier | Unit | D | %Rec | %Rec. Limits | RPD | RPD Limit |
|---|---|---|---|---|---|---|---|---|---|---|---|
| Ammonia | 0.51 | J3 | 1.00 | 1.85 | J3 | mg/L | | 134 | 90 - 110 | 1 | 30 |

**Lab Sample ID: 660-61884-3 DU**
**Matrix: Ground Water**
**Analysis Batch: 341542**

**Client Sample ID: MW-15**
**Prep Type: Total/NA**

| Analyte | Sample Result | Sample Qualifier | DU Result | DU Qualifier | Unit | D | RPD | RPD Limit |
|---|---|---|---|---|---|---|---|---|
| Ammonia | 0.67 | | 0.630 | | mg/L | | 6 | 30 |

## Method: 353.2 - Nitrate

**Lab Sample ID: MB 660-150104/1**
**Matrix: Water**
**Analysis Batch: 150104**

**Client Sample ID: Method Blank**
**Prep Type: Total/NA**

| Analyte | MB Result | MB Qualifier | PQL | MDL | Unit | D | Prepared | Analyzed | Dil Fac |
|---|---|---|---|---|---|---|---|---|---|
| Nitrate as N | 0.10 | U | 0.50 | 0.10 | mg/L | | | 07/23/14 16:32 | 1 |

**Lab Sample ID: MB 660-150104/2**
**Matrix: Water**
**Analysis Batch: 150104**

**Client Sample ID: Method Blank**
**Prep Type: Total/NA**

| Analyte | MB Result | MB Qualifier | PQL | MDL | Unit | D | Prepared | Analyzed | Dil Fac |
|---|---|---|---|---|---|---|---|---|---|
| Nitrate as N | 0.10 | U | 0.50 | 0.10 | mg/L | | | 07/23/14 16:33 | 1 |

**Lab Sample ID: LCS 660-150104/3**
**Matrix: Water**
**Analysis Batch: 150104**

**Client Sample ID: Lab Control Sample**
**Prep Type: Total/NA**

| Analyte | Spike Added | LCS Result | LCS Qualifier | Unit | D | %Rec | %Rec. Limits |
|---|---|---|---|---|---|---|---|
| Nitrate Nitrite as N | 1.00 | 1.04 | | mg/L | | 104 | 90 - 110 |
| Nitrite as N | 0.500 | 0.534 | | mg/L | | 107 | 90 - 110 |

**Lab Sample ID: LCS 660-150104/4**
**Matrix: Water**
**Analysis Batch: 150104**

**Client Sample ID: Lab Control Sample**
**Prep Type: Total/NA**

| Analyte | Spike Added | LCS Result | LCS Qualifier | Unit | D | %Rec | %Rec. Limits |
|---|---|---|---|---|---|---|---|
| Nitrate Nitrite as N | 1.00 | 1.03 | | mg/L | | 103 | 90 - 110 |
| Nitrite as N | 0.500 | 0.532 | | mg/L | | 106 | 90 - 110 |

**Lab Sample ID: 660-61845-6 MS**
**Matrix: Ground Water**
**Analysis Batch: 150104**

**Client Sample ID: MW-21**
**Prep Type: Total/NA**

| Analyte | Sample Result | Sample Qualifier | Spike Added | MS Result | MS Qualifier | Unit | D | %Rec | %Rec. Limits |
|---|---|---|---|---|---|---|---|---|---|
| Nitrate Nitrite as N | 0.10 | | 1.00 | 0.975 | | mg/L | | 98 | 90 - 110 |
| Nitrite as N | 0.10 | | 0.500 | 0.519 | | mg/L | | 104 | 90 - 110 |

## Method: 353.2 - Nitrate (Continued)

**Lab Sample ID: 660-61845-6 MSD** — **Client Sample ID: MW-21**
**Matrix: Ground Water** — **Prep Type: Total/NA**
**Analysis Batch: 150104**

| Analyte | Sample Result | Sample Qualifier | Spike Added | MSD Result | MSD Qualifier | Unit | D | %Rec | %Rec. Limits | RPD | RPD Limit |
|---|---|---|---|---|---|---|---|---|---|---|---|
| Nitrate Nitrite as N | 0.10 | | 1.00 | 0.977 | | mg/L | | 98 | 90 - 110 | 0 | 30 |
| Nitrite as N | 0.10 | | 0.500 | 0.517 | | mg/L | | 103 | 90 - 110 | 0 | 30 |

**Lab Sample ID: MB 660-150137/12** — **Client Sample ID: Method Blank**
**Matrix: Water** — **Prep Type: Total/NA**
**Analysis Batch: 150137**

| Analyte | MB Result | MB Qualifier | PQL | MDL | Unit | D | Prepared | Analyzed | Dil Fac |
|---|---|---|---|---|---|---|---|---|---|
| Nitrate as N | 0.10 | U | 0.50 | 0.10 | mg/L | | | 07/24/14 15:57 | 1 |

**Lab Sample ID: LCS 660-150137/14** — **Client Sample ID: Lab Control Sample**
**Matrix: Water** — **Prep Type: Total/NA**
**Analysis Batch: 150137**

| Analyte | Spike Added | LCS Result | LCS Qualifier | Unit | D | %Rec | %Rec. Limits |
|---|---|---|---|---|---|---|---|
| Nitrate Nitrite as N | 1.00 | 1.01 | | mg/L | | 101 | 90 - 110 |
| Nitrite as N | 0.500 | 0.534 | | mg/L | | 107 | 90 - 110 |

**Lab Sample ID: 640-48649-I-12 MS** — **Client Sample ID: Matrix Spike**
**Matrix: Water** — **Prep Type: Total/NA**
**Analysis Batch: 150137**

| Analyte | Sample Result | Sample Qualifier | Spike Added | MS Result | MS Qualifier | Unit | D | %Rec | %Rec. Limits |
|---|---|---|---|---|---|---|---|---|---|
| Nitrate Nitrite as N | 0.10 | U | 1.00 | 0.695 | | mg/L | | 70 | 90 - 110 |
| Nitrite as N | 0.10 | U | 0.500 | 0.460 | I | mg/L | | 92 | 90 - 110 |

**Lab Sample ID: 640-48649-I-12 MSD** — **Client Sample ID: Matrix Spike Duplicate**
**Matrix: Water** — **Prep Type: Total/NA**
**Analysis Batch: 150137**

| Analyte | Sample Result | Sample Qualifier | Spike Added | MSD Result | MSD Qualifier | Unit | D | %Rec | %Rec. Limits | RPD | RPD Limit |
|---|---|---|---|---|---|---|---|---|---|---|---|
| Nitrate Nitrite as N | 0.10 | U | 1.00 | 0.699 | | mg/L | | 70 | 90 - 110 | 1 | 30 |
| Nitrite as N | 0.10 | U | 0.500 | 0.460 | I | mg/L | | 92 | 90 - 110 | 0 | 30 |

**Lab Sample ID: 640-48649-L-15 MS** — **Client Sample ID: Matrix Spike**
**Matrix: Water** — **Prep Type: Total/NA**
**Analysis Batch: 150137**

| Analyte | Sample Result | Sample Qualifier | Spike Added | MS Result | MS Qualifier | Unit | D | %Rec | %Rec. Limits |
|---|---|---|---|---|---|---|---|---|---|
| Nitrate Nitrite as N | 0.10 | U | 1.00 | 1.01 | | mg/L | | 101 | 90 - 110 |
| Nitrite as N | 0.10 | U | 0.500 | 0.492 | I | mg/L | | 98 | 90 - 110 |

**Lab Sample ID: 640-48649-L-15 MSD** — **Client Sample ID: Matrix Spike Duplicate**
**Matrix: Water** — **Prep Type: Total/NA**
**Analysis Batch: 150137**

| Analyte | Sample Result | Sample Qualifier | Spike Added | MSD Result | MSD Qualifier | Unit | D | %Rec | %Rec. Limits | RPD | RPD Limit |
|---|---|---|---|---|---|---|---|---|---|---|---|
| Nitrate Nitrite as N | 0.10 | U | 1.00 | 1.01 | | mg/L | | 101 | 90 - 110 | 0 | 30 |
| Nitrite as N | 0.10 | U | 0.500 | 0.485 | I | mg/L | | 97 | 90 - 110 | 1 | 30 |

## Method: SM 2540C - Solids, Total Dissolved (TDS)

**Lab Sample ID: MB 660-150133/1**
**Matrix: Water**
**Analysis Batch: 150133**

**Client Sample ID: Method Blank**
**Prep Type: Total/NA**

| Analyte | MB Result | MB Qualifier | PQL | MDL | Unit | D | Prepared | Analyzed | Dil Fac |
|---|---|---|---|---|---|---|---|---|---|
| Total Dissolved Solids | 5.0 | U | 5.0 | 5.0 | mg/L | | | 07/24/14 13:08 | 1 |

**Lab Sample ID: LCS 660-150133/2**
**Matrix: Water**
**Analysis Batch: 150133**

**Client Sample ID: Lab Control Sample**
**Prep Type: Total/NA**

| Analyte | Spike Added | LCS Result | LCS Qualifier | Unit | D | %Rec | %Rec. Limits |
|---|---|---|---|---|---|---|---|
| Total Dissolved Solids | 10000 | 9960 | | mg/L | | 100 | 80 - 120 |

**Lab Sample ID: 660-61845-3 DU**
**Matrix: Ground Water**
**Analysis Batch: 150133**

**Client Sample ID: MW-20**
**Prep Type: Total/NA**

| Analyte | Sample Result | Sample Qualifier | DU Result | DU Qualifier | Unit | D | RPD | RPD Limit |
|---|---|---|---|---|---|---|---|---|
| Total Dissolved Solids | 160 | | 172 | | mg/L | | 5 | 20 |

**Lab Sample ID: MB 660-150305/1**
**Matrix: Water**
**Analysis Batch: 150305**

**Client Sample ID: Method Blank**
**Prep Type: Total/NA**

| Analyte | MB Result | MB Qualifier | PQL | MDL | Unit | D | Prepared | Analyzed | Dil Fac |
|---|---|---|---|---|---|---|---|---|---|
| Total Dissolved Solids | 5.0 | U | 5.0 | 5.0 | mg/L | | | 07/30/14 12:57 | 1 |

**Lab Sample ID: LCS 660-150305/2**
**Matrix: Water**
**Analysis Batch: 150305**

**Client Sample ID: Lab Control Sample**
**Prep Type: Total/NA**

| Analyte | Spike Added | LCS Result | LCS Qualifier | Unit | D | %Rec | %Rec. Limits |
|---|---|---|---|---|---|---|---|
| Total Dissolved Solids | 10000 | 9950 | | mg/L | | 100 | 80 - 120 |

**Lab Sample ID: 640-48671-A-2 DU**
**Matrix: Water**
**Analysis Batch: 150305**

**Client Sample ID: Duplicate**
**Prep Type: Total/NA**

| Analyte | Sample Result | Sample Qualifier | DU Result | DU Qualifier | Unit | D | RPD | RPD Limit |
|---|---|---|---|---|---|---|---|---|
| Total Dissolved Solids | 330 | | 332 | | mg/L | | 0 | 20 |

## GC/MS VOA

### Analysis Batch: 150192

| Lab Sample ID | Client Sample ID | Prep Type | Matrix | Method | Prep Batch |
|---|---|---|---|---|---|
| 660-61843-A-4 MS | Matrix Spike | Total/NA | Water | 8260B | |
| 660-61843-C-5 DU | Duplicate | Total/NA | Water | 8260B | |
| 660-61845-1 | MW-10 | Total/NA | Water | 8260B | |
| 660-61845-2 | Field Blank | Total/NA | Ground Water | 8260B | |
| 660-61845-3 | MW-20 | Total/NA | Ground Water | 8260B | |
| 660-61845-4 | MW-7 | Total/NA | Ground Water | 8260B | |
| 660-61845-5 | MW-12 | Total/NA | Ground Water | 8260B | |
| 660-61845-6 | MW-21 | Total/NA | Ground Water | 8260B | |
| 660-61845-7 | MW-3 | Total/NA | Ground Water | 8260B | |
| 660-61845-8 | MW-11 | Total/NA | Ground Water | 8260B | |
| 660-61845-9 | Trip Blank 1 | Total/NA | Water | 8260B | |
| 660-61845-10 | Trip Blank 2 | Total/NA | Water | 8260B | |
| 660-61845-12 | MW-18 | Total/NA | Ground Water | 8260B | |
| 660-61845-13 | MW-19 | Total/NA | Ground Water | 8260B | |
| LCS 660-150192/4 | Lab Control Sample | Total/NA | Water | 8260B | |
| MB 660-150192/6 | Method Blank | Total/NA | Water | 8260B | |

### Analysis Batch: 150211

| Lab Sample ID | Client Sample ID | Prep Type | Matrix | Method | Prep Batch |
|---|---|---|---|---|---|
| 660-61845-11 | Trip Blank 3 | Total/NA | Water | 8260B | |
| 660-61876-B-15 DU | Duplicate | Total/NA | Water | 8260B | |
| 660-61876-B-16 MS | Matrix Spike | Total/NA | Water | 8260B | |
| 660-61884-2 | MW-13 | Total/NA | Ground Water | 8260B | |
| 660-61884-3 | MW-15 | Total/NA | Ground Water | 8260B | |
| 660-61884-4 | MW-14 | Total/NA | Ground Water | 8260B | |
| 660-61884-5 | MW-17 | Total/NA | Ground Water | 8260B | |
| 660-61884-6 | Trip Blank | Total/NA | Water | 8260B | |
| LCS 660-150211/5 | Lab Control Sample | Total/NA | Water | 8260B | |
| MB 660-150211/7 | Method Blank | Total/NA | Water | 8260B | |

### Analysis Batch: 341282

| Lab Sample ID | Client Sample ID | Prep Type | Matrix | Method | Prep Batch |
|---|---|---|---|---|---|
| 660-61884-1 | MW-6 | Total/NA | Ground Water | 524.2 | |
| LCS 680-341282/3 | Lab Control Sample | Total/NA | Water | 524.2 | |
| LCSD 680-341282/4 | Lab Control Sample Dup | Total/NA | Water | 524.2 | |
| MB 680-341282/7 | Method Blank | Total/NA | Water | 524.2 | |

## GC Semi VOA

### Prep Batch: 340747

| Lab Sample ID | Client Sample ID | Prep Type | Matrix | Method | Prep Batch |
|---|---|---|---|---|---|
| 660-61845-1 | MW-10 | Total/NA | Water | 8011 | |
| 660-61845-2 | Field Blank | Total/NA | Ground Water | 8011 | |
| 660-61845-3 | MW-20 | Total/NA | Ground Water | 8011 | |
| 660-61845-4 | MW-7 | Total/NA | Ground Water | 8011 | |
| 660-61845-5 | MW-12 | Total/NA | Ground Water | 8011 | |
| 660-61845-6 | MW-21 | Total/NA | Ground Water | 8011 | |
| 660-61845-7 | MW-3 | Total/NA | Ground Water | 8011 | |
| 660-61845-8 | MW-11 | Total/NA | Ground Water | 8011 | |
| LCS 680-340747/11-A | Lab Control Sample | Total/NA | Water | 8011 | |

## GC Semi VOA (Continued)

### Prep Batch: 340747 (Continued)

| Lab Sample ID | Client Sample ID | Prep Type | Matrix | Method | Prep Batch |
|---|---|---|---|---|---|
| LCSD 680-340747/12-A | Lab Control Sample Dup | Total/NA | Water | 8011 | |
| MB 680-340747/10-A | Method Blank | Total/NA | Water | 8011 | |

### Analysis Batch: 340790

| Lab Sample ID | Client Sample ID | Prep Type | Matrix | Method | Prep Batch |
|---|---|---|---|---|---|
| 660-61845-1 | MW-10 | Total/NA | Water | 8011 | 340747 |
| 660-61845-2 | Field Blank | Total/NA | Ground Water | 8011 | 340747 |
| 660-61845-3 | MW-20 | Total/NA | Ground Water | 8011 | 340747 |
| 660-61845-4 | MW-7 | Total/NA | Ground Water | 8011 | 340747 |
| 660-61845-5 | MW-12 | Total/NA | Ground Water | 8011 | 340747 |
| 660-61845-6 | MW-21 | Total/NA | Ground Water | 8011 | 340747 |
| 660-61845-7 | MW-3 | Total/NA | Ground Water | 8011 | 340747 |
| 660-61845-8 | MW-11 | Total/NA | Ground Water | 8011 | 340747 |
| LCS 680-340747/11-A | Lab Control Sample | Total/NA | Water | 8011 | 340747 |
| LCSD 680-340747/12-A | Lab Control Sample Dup | Total/NA | Water | 8011 | 340747 |
| MB 680-340747/10-A | Method Blank | Total/NA | Water | 8011 | 340747 |

### Prep Batch: 341133

| Lab Sample ID | Client Sample ID | Prep Type | Matrix | Method | Prep Batch |
|---|---|---|---|---|---|
| 660-61884-2 | MW-13 | Total/NA | Ground Water | 8011 | |
| 660-61884-3 | MW-15 | Total/NA | Ground Water | 8011 | |
| 660-61884-4 | MW-14 | Total/NA | Ground Water | 8011 | |
| 660-61884-5 | MW-17 | Total/NA | Ground Water | 8011 | |
| LCS 680-341133/11-A | Lab Control Sample | Total/NA | Water | 8011 | |
| LCSD 680-341133/12-A | Lab Control Sample Dup | Total/NA | Water | 8011 | |
| MB 680-341133/10-A | Method Blank | Total/NA | Water | 8011 | |

### Analysis Batch: 341152

| Lab Sample ID | Client Sample ID | Prep Type | Matrix | Method | Prep Batch |
|---|---|---|---|---|---|
| 660-61884-2 | MW-13 | Total/NA | Ground Water | 8011 | 341133 |
| 660-61884-3 | MW-15 | Total/NA | Ground Water | 8011 | 341133 |
| 660-61884-4 | MW-14 | Total/NA | Ground Water | 8011 | 341133 |
| 660-61884-5 | MW-17 | Total/NA | Ground Water | 8011 | 341133 |
| LCS 680-341133/11-A | Lab Control Sample | Total/NA | Water | 8011 | 341133 |
| LCSD 680-341133/12-A | Lab Control Sample Dup | Total/NA | Water | 8011 | 341133 |
| MB 680-341133/10-A | Method Blank | Total/NA | Water | 8011 | 341133 |

## HPLC/IC

### Analysis Batch: 341645

| Lab Sample ID | Client Sample ID | Prep Type | Matrix | Method | Prep Batch |
|---|---|---|---|---|---|
| 660-61845-1 | MW-10 | Total/NA | Water | 300.0 | |
| 660-61845-1 MS | MW-10 | Total/NA | Water | 300.0 | |
| 660-61845-1 MSD | MW-10 | Total/NA | Water | 300.0 | |
| 660-61845-2 | Field Blank | Total/NA | Ground Water | 300.0 | |
| 660-61845-3 | MW-20 | Total/NA | Ground Water | 300.0 | |
| 660-61845-4 | MW-7 | Total/NA | Ground Water | 300.0 | |
| 660-61845-5 | MW-12 | Total/NA | Ground Water | 300.0 | |
| 660-61845-6 | MW-21 | Total/NA | Ground Water | 300.0 | |
| 660-61845-7 | MW-3 | Total/NA | Ground Water | 300.0 | |

## HPLC/IC (Continued)

### Analysis Batch: 341645 (Continued)

| Lab Sample ID | Client Sample ID | Prep Type | Matrix | Method | Prep Batch |
|---|---|---|---|---|---|
| 660-61845-8 | MW-11 | Total/NA | Ground Water | 300.0 | |
| LCS 680-341645/6 | Lab Control Sample | Total/NA | Water | 300.0 | |
| LCSD 680-341645/7 | Lab Control Sample Dup | Total/NA | Water | 300.0 | |
| MB 680-341645/5 | Method Blank | Total/NA | Water | 300.0 | |

### Analysis Batch: 342080

| Lab Sample ID | Client Sample ID | Prep Type | Matrix | Method | Prep Batch |
|---|---|---|---|---|---|
| 660-61884-1 | MW-6 | Total/NA | Ground Water | 300.0 | |
| 660-61884-2 | MW-13 | Total/NA | Ground Water | 300.0 | |
| 660-61884-3 | MW-15 | Total/NA | Ground Water | 300.0 | |
| 660-61884-4 | MW-14 | Total/NA | Ground Water | 300.0 | |
| 660-61884-5 | MW-17 | Total/NA | Ground Water | 300.0 | |
| 680-103580-F-1 MS | Matrix Spike | Total/NA | Water | 300.0 | |
| 680-103580-F-1 MSD | Matrix Spike Duplicate | Total/NA | Water | 300.0 | |
| LCS 680-342080/3 | Lab Control Sample | Total/NA | Water | 300.0 | |
| LCSD 680-342080/4 | Lab Control Sample Dup | Total/NA | Water | 300.0 | |
| MB 680-342080/2 | Method Blank | Total/NA | Water | 300.0 | |

## Metals

### Prep Batch: 340728

| Lab Sample ID | Client Sample ID | Prep Type | Matrix | Method | Prep Batch |
|---|---|---|---|---|---|
| 660-61845-1 | MW-10 | Dissolved | Water | 3005A | |
| 660-61845-1 | MW-10 | Total Recoverable | Water | 3005A | |
| 660-61845-1 MS | MW-10 | Total Recoverable | Water | 3005A | |
| 660-61845-1 MSD | MW-10 | Total Recoverable | Water | 3005A | |
| 660-61845-2 | Field Blank | Total Recoverable | Ground Water | 3005A | |
| 660-61845-3 | MW-20 | Total Recoverable | Ground Water | 3005A | |
| 660-61845-4 | MW-7 | Total Recoverable | Ground Water | 3005A | |
| 660-61845-5 | MW-12 | Total Recoverable | Ground Water | 3005A | |
| 660-61845-6 | MW-21 | Dissolved | Ground Water | 3005A | |
| 660-61845-6 | MW-21 | Total Recoverable | Ground Water | 3005A | |
| 660-61845-7 | MW-3 | Total Recoverable | Ground Water | 3005A | |
| 660-61845-8 | MW-11 | Total Recoverable | Ground Water | 3005A | |
| LCS 680-340728/2-A | Lab Control Sample | Total Recoverable | Water | 3005A | |
| MB 680-340728/1-A | Method Blank | Total Recoverable | Water | 3005A | |

### Prep Batch: 341235

| Lab Sample ID | Client Sample ID | Prep Type | Matrix | Method | Prep Batch |
|---|---|---|---|---|---|
| 660-61884-1 | MW-6 | Total Recoverable | Ground Water | 3005A | |
| 660-61884-2 | MW-13 | Total Recoverable | Ground Water | 3005A | |
| 660-61884-3 | MW-15 | Total Recoverable | Ground Water | 3005A | |
| 660-61884-4 | MW-14 | Total Recoverable | Ground Water | 3005A | |
| 660-61884-5 | MW-17 | Total Recoverable | Ground Water | 3005A | |
| 680-103628-A-2-B MS | Matrix Spike | Total Recoverable | Water | 3005A | |
| 680-103628-A-2-C MSD | Matrix Spike Duplicate | Total Recoverable | Water | 3005A | |
| LCS 680-341235/2-A | Lab Control Sample | Total Recoverable | Water | 3005A | |
| MB 680-341235/1-A | Method Blank | Total Recoverable | Water | 3005A | |

## Metals (Continued)

### Prep Batch: 341502

| Lab Sample ID | Client Sample ID | Prep Type | Matrix | Method | Prep Batch |
|---|---|---|---|---|---|
| 660-61845-1 | MW-10 | Dissolved | Water | 7470A | |
| 660-61845-1 | MW-10 | Total/NA | Water | 7470A | |
| 660-61845-2 | Field Blank | Total/NA | Ground Water | 7470A | |
| 660-61845-3 | MW-20 | Total/NA | Ground Water | 7470A | |
| 660-61845-3 MS | MW-20 | Total/NA | Ground Water | 7470A | |
| 660-61845-3 MSD | MW-20 | Total/NA | Ground Water | 7470A | |
| 660-61845-4 | MW-7 | Total/NA | Ground Water | 7470A | |
| 660-61845-5 | MW-12 | Total/NA | Ground Water | 7470A | |
| 660-61845-6 | MW-21 | Dissolved | Ground Water | 7470A | |
| 660-61845-6 | MW-21 | Total/NA | Ground Water | 7470A | |
| 660-61845-7 | MW-3 | Total/NA | Ground Water | 7470A | |
| 660-61845-8 | MW-11 | Total/NA | Ground Water | 7470A | |
| LCS 680-341502/14-A | Lab Control Sample | Total/NA | Water | 7470A | |
| MB 680-341502/13-A | Method Blank | Total/NA | Water | 7470A | |

### Analysis Batch: 341574

| Lab Sample ID | Client Sample ID | Prep Type | Matrix | Method | Prep Batch |
|---|---|---|---|---|---|
| 660-61845-1 | MW-10 | Dissolved | Water | 6020 | 340728 |
| 660-61845-1 | MW-10 | Total Recoverable | Water | 6020 | 340728 |
| 660-61845-1 MS | MW-10 | Total Recoverable | Water | 6020 | 340728 |
| 660-61845-1 MSD | MW-10 | Total Recoverable | Water | 6020 | 340728 |
| 660-61845-2 | Field Blank | Total Recoverable | Ground Water | 6020 | 340728 |
| 660-61845-3 | MW-20 | Total Recoverable | Ground Water | 6020 | 340728 |
| 660-61845-4 | MW-7 | Total Recoverable | Ground Water | 6020 | 340728 |
| 660-61845-5 | MW-12 | Total Recoverable | Ground Water | 6020 | 340728 |
| 660-61845-6 | MW-21 | Dissolved | Ground Water | 6020 | 340728 |
| 660-61845-6 | MW-21 | Total Recoverable | Ground Water | 6020 | 340728 |
| 660-61845-7 | MW-3 | Total Recoverable | Ground Water | 6020 | 340728 |
| 660-61845-8 | MW-11 | Total Recoverable | Ground Water | 6020 | 340728 |
| LCS 680-340728/2-A | Lab Control Sample | Total Recoverable | Water | 6020 | 340728 |
| MB 680-340728/1-A | Method Blank | Total Recoverable | Water | 6020 | 340728 |

### Prep Batch: 341598

| Lab Sample ID | Client Sample ID | Prep Type | Matrix | Method | Prep Batch |
|---|---|---|---|---|---|
| 660-61884-2 | MW-13 | Total/NA | Ground Water | 7470A | |
| 660-61884-3 | MW-15 | Total/NA | Ground Water | 7470A | |
| 660-61884-4 | MW-14 | Total/NA | Ground Water | 7470A | |
| 660-61884-5 | MW-17 | Total/NA | Ground Water | 7470A | |
| 680-103625-A-2-C MS | Matrix Spike | Total/NA | Water | 7470A | |
| 680-103625-A-2-D MSD | Matrix Spike Duplicate | Total/NA | Water | 7470A | |
| LCS 680-341598/2-A | Lab Control Sample | Total/NA | Water | 7470A | |
| MB 680-341598/1-A | Method Blank | Total/NA | Water | 7470A | |

### Analysis Batch: 342024

| Lab Sample ID | Client Sample ID | Prep Type | Matrix | Method | Prep Batch |
|---|---|---|---|---|---|
| 660-61845-1 | MW-10 | Dissolved | Water | 7470A | 341502 |
| 660-61845-1 | MW-10 | Total/NA | Water | 7470A | 341502 |
| 660-61845-2 | Field Blank | Total/NA | Ground Water | 7470A | 341502 |
| 660-61845-3 | MW-20 | Total/NA | Ground Water | 7470A | 341502 |
| 660-61845-3 MS | MW-20 | Total/NA | Ground Water | 7470A | 341502 |
| 660-61845-3 MSD | MW-20 | Total/NA | Ground Water | 7470A | 341502 |

## Metals (Continued)

### Analysis Batch: 342024 (Continued)

| Lab Sample ID | Client Sample ID | Prep Type | Matrix | Method | Prep Batch |
|---|---|---|---|---|---|
| 660-61845-4 | MW-7 | Total/NA | Ground Water | 7470A | 341502 |
| 660-61845-5 | MW-12 | Total/NA | Ground Water | 7470A | 341502 |
| 660-61845-6 | MW-21 | Dissolved | Ground Water | 7470A | 341502 |
| 660-61845-6 | MW-21 | Total/NA | Ground Water | 7470A | 341502 |
| 660-61845-7 | MW-3 | Total/NA | Ground Water | 7470A | 341502 |
| 660-61845-8 | MW-11 | Total/NA | Ground Water | 7470A | 341502 |
| 660-61884-2 | MW-13 | Total/NA | Ground Water | 7470A | 341598 |
| 660-61884-3 | MW-15 | Total/NA | Ground Water | 7470A | 341598 |
| 660-61884-4 | MW-14 | Total/NA | Ground Water | 7470A | 341598 |
| 660-61884-5 | MW-17 | Total/NA | Ground Water | 7470A | 341598 |
| 680-103625-A-2-C MS | Matrix Spike | Total/NA | Water | 7470A | 341598 |
| 680-103625-A-2-D MSD | Matrix Spike Duplicate | Total/NA | Water | 7470A | 341598 |
| LCS 680-341502/14-A | Lab Control Sample | Total/NA | Water | 7470A | 341502 |
| LCS 680-341598/2-A | Lab Control Sample | Total/NA | Water | 7470A | 341598 |
| MB 680-341502/13-A | Method Blank | Total/NA | Water | 7470A | 341502 |
| MB 680-341598/1-A | Method Blank | Total/NA | Water | 7470A | 341598 |

### Analysis Batch: 342191

| Lab Sample ID | Client Sample ID | Prep Type | Matrix | Method | Prep Batch |
|---|---|---|---|---|---|
| 660-61884-1 | MW-6 | Total Recoverable | Ground Water | 6020 | 341235 |
| 660-61884-2 | MW-13 | Total Recoverable | Ground Water | 6020 | 341235 |
| 660-61884-3 | MW-15 | Total Recoverable | Ground Water | 6020 | 341235 |
| 660-61884-4 | MW-14 | Total Recoverable | Ground Water | 6020 | 341235 |
| 660-61884-5 | MW-17 | Total Recoverable | Ground Water | 6020 | 341235 |
| 680-103628-A-2-B MS | Matrix Spike | Total Recoverable | Water | 6020 | 341235 |
| 680-103628-A-2-C MSD | Matrix Spike Duplicate | Total Recoverable | Water | 6020 | 341235 |
| LCS 680-341235/2-A | Lab Control Sample | Total Recoverable | Water | 6020 | 341235 |
| MB 680-341235/1-A | Method Blank | Total Recoverable | Water | 6020 | 341235 |

### Analysis Batch: 342346

| Lab Sample ID | Client Sample ID | Prep Type | Matrix | Method | Prep Batch |
|---|---|---|---|---|---|
| 660-61884-1 | MW-6 | Total Recoverable | Ground Water | 6020 | 341235 |
| 660-61884-2 | MW-13 | Total Recoverable | Ground Water | 6020 | 341235 |
| 660-61884-3 | MW-15 | Total Recoverable | Ground Water | 6020 | 341235 |
| 660-61884-4 | MW-14 | Total Recoverable | Ground Water | 6020 | 341235 |
| 660-61884-5 | MW-17 | Total Recoverable | Ground Water | 6020 | 341235 |
| 680-103628-A-2-B MS | Matrix Spike | Total Recoverable | Water | 6020 | 341235 |
| 680-103628-A-2-C MSD | Matrix Spike Duplicate | Total Recoverable | Water | 6020 | 341235 |
| LCS 680-341235/2-A | Lab Control Sample | Total Recoverable | Water | 6020 | 341235 |
| MB 680-341235/1-A | Method Blank | Total Recoverable | Water | 6020 | 341235 |

## General Chemistry

### Analysis Batch: 150104

| Lab Sample ID | Client Sample ID | Prep Type | Matrix | Method | Prep Batch |
|---|---|---|---|---|---|
| 660-61845-1 | MW-10 | Total/NA | Water | 353.2 | |
| 660-61845-2 | Field Blank | Total/NA | Ground Water | 353.2 | |
| 660-61845-3 | MW-20 | Total/NA | Ground Water | 353.2 | |
| 660-61845-4 | MW-7 | Total/NA | Ground Water | 353.2 | |
| 660-61845-5 | MW-12 | Total/NA | Ground Water | 353.2 | |

## General Chemistry (Continued)

### Analysis Batch: 150104 (Continued)

| Lab Sample ID | Client Sample ID | Prep Type | Matrix | Method | Prep Batch |
|---|---|---|---|---|---|
| 660-61845-6 | MW-21 | Total/NA | Ground Water | 353.2 | |
| 660-61845-6 MS | MW-21 | Total/NA | Ground Water | 353.2 | |
| 660-61845-6 MSD | MW-21 | Total/NA | Ground Water | 353.2 | |
| 660-61845-7 | MW-3 | Total/NA | Ground Water | 353.2 | |
| 660-61845-8 | MW-11 | Total/NA | Ground Water | 353.2 | |
| LCS 660-150104/3 | Lab Control Sample | Total/NA | Water | 353.2 | |
| LCS 660-150104/4 | Lab Control Sample | Total/NA | Water | 353.2 | |
| MB 660-150104/1 | Method Blank | Total/NA | Water | 353.2 | |
| MB 660-150104/2 | Method Blank | Total/NA | Water | 353.2 | |

### Analysis Batch: 150133

| Lab Sample ID | Client Sample ID | Prep Type | Matrix | Method | Prep Batch |
|---|---|---|---|---|---|
| 660-61845-1 | MW-10 | Total/NA | Water | SM 2540C | |
| 660-61845-2 | Field Blank | Total/NA | Ground Water | SM 2540C | |
| 660-61845-3 | MW-20 | Total/NA | Ground Water | SM 2540C | |
| 660-61845-3 DU | MW-20 | Total/NA | Ground Water | SM 2540C | |
| 660-61845-4 | MW-7 | Total/NA | Ground Water | SM 2540C | |
| 660-61845-5 | MW-12 | Total/NA | Ground Water | SM 2540C | |
| 660-61845-6 | MW-21 | Total/NA | Ground Water | SM 2540C | |
| 660-61845-7 | MW-3 | Total/NA | Ground Water | SM 2540C | |
| 660-61845-8 | MW-11 | Total/NA | Ground Water | SM 2540C | |
| LCS 660-150133/2 | Lab Control Sample | Total/NA | Water | SM 2540C | |
| MB 660-150133/1 | Method Blank | Total/NA | Water | SM 2540C | |

### Analysis Batch: 150137

| Lab Sample ID | Client Sample ID | Prep Type | Matrix | Method | Prep Batch |
|---|---|---|---|---|---|
| 640-48649-I-12 MS | Matrix Spike | Total/NA | Water | 353.2 | |
| 640-48649-I-12 MSD | Matrix Spike Duplicate | Total/NA | Water | 353.2 | |
| 640-48649-L-15 MS | Matrix Spike | Total/NA | Water | 353.2 | |
| 640-48649-L-15 MSD | Matrix Spike Duplicate | Total/NA | Water | 353.2 | |
| 660-61884-2 | MW-13 | Total/NA | Ground Water | 353.2 | |
| 660-61884-3 | MW-15 | Total/NA | Ground Water | 353.2 | |
| 660-61884-4 | MW-14 | Total/NA | Ground Water | 353.2 | |
| 660-61884-5 | MW-17 | Total/NA | Ground Water | 353.2 | |
| LCS 660-150137/14 | Lab Control Sample | Total/NA | Water | 353.2 | |
| MB 660-150137/12 | Method Blank | Total/NA | Water | 353.2 | |

### Analysis Batch: 150305

| Lab Sample ID | Client Sample ID | Prep Type | Matrix | Method | Prep Batch |
|---|---|---|---|---|---|
| 640-48671-A-2 DU | Duplicate | Total/NA | Water | SM 2540C | |
| 660-61884-2 | MW-13 | Total/NA | Ground Water | SM 2540C | |
| 660-61884-4 | MW-14 | Total/NA | Ground Water | SM 2540C | |
| LCS 660-150305/2 | Lab Control Sample | Total/NA | Water | SM 2540C | |
| MB 660-150305/1 | Method Blank | Total/NA | Water | SM 2540C | |

### Analysis Batch: 341061

| Lab Sample ID | Client Sample ID | Prep Type | Matrix | Method | Prep Batch |
|---|---|---|---|---|---|
| 660-61835-A-11 DU | Duplicate | Total/NA | Water | 350.1 | |
| 660-61835-A-15 MS | Matrix Spike | Total/NA | Water | 350.1 | |
| 660-61835-A-15 MSD | Matrix Spike Duplicate | Total/NA | Water | 350.1 | |
| 660-61845-1 | MW-10 | Total/NA | Water | 350.1 | |

## General Chemistry (Continued)

### Analysis Batch: 341061 (Continued)

| Lab Sample ID | Client Sample ID | Prep Type | Matrix | Method | Prep Batch |
|---|---|---|---|---|---|
| 660-61845-2 | Field Blank | Total/NA | Ground Water | 350.1 | |
| 660-61845-3 | MW-20 | Total/NA | Ground Water | 350.1 | |
| 660-61845-4 | MW-7 | Total/NA | Ground Water | 350.1 | |
| 660-61845-5 | MW-12 | Total/NA | Ground Water | 350.1 | |
| 660-61845-6 | MW-21 | Total/NA | Ground Water | 350.1 | |
| LCS 680-341061/7 | Lab Control Sample | Total/NA | Water | 350.1 | |
| MB 680-341061/8 | Method Blank | Total/NA | Water | 350.1 | |

### Analysis Batch: 341062

| Lab Sample ID | Client Sample ID | Prep Type | Matrix | Method | Prep Batch |
|---|---|---|---|---|---|
| 660-61845-7 | MW-3 | Total/NA | Ground Water | 350.1 | |
| 660-61845-7 MS | MW-3 | Total/NA | Ground Water | 350.1 | |
| 660-61845-7 MSD | MW-3 | Total/NA | Ground Water | 350.1 | |
| 660-61845-8 | MW-11 | Total/NA | Ground Water | 350.1 | |
| 660-61845-8 DU | MW-11 | Total/NA | Ground Water | 350.1 | |
| LCS 680-341062/21 | Lab Control Sample | Total/NA | Water | 350.1 | |
| MB 680-341062/19 | Method Blank | Total/NA | Water | 350.1 | |

### Analysis Batch: 341542

| Lab Sample ID | Client Sample ID | Prep Type | Matrix | Method | Prep Batch |
|---|---|---|---|---|---|
| 660-61884-2 | MW-13 | Total/NA | Ground Water | 350.1 | |
| 660-61884-2 MS | MW-13 | Total/NA | Ground Water | 350.1 | |
| 660-61884-2 MSD | MW-13 | Total/NA | Ground Water | 350.1 | |
| 660-61884-3 | MW-15 | Total/NA | Ground Water | 350.1 | |
| 660-61884-3 DU | MW-15 | Total/NA | Ground Water | 350.1 | |
| 660-61884-4 | MW-14 | Total/NA | Ground Water | 350.1 | |
| 660-61884-5 | MW-17 | Total/NA | Ground Water | 350.1 | |
| LCS 680-341542/9 | Lab Control Sample | Total/NA | Water | 350.1 | |
| MB 680-341542/10 | Method Blank | Total/NA | Water | 350.1 | |

### Analysis Batch: 341629

| Lab Sample ID | Client Sample ID | Prep Type | Matrix | Method | Prep Batch |
|---|---|---|---|---|---|
| 660-61884-1 | MW-6 | Total/NA | Ground Water | 2540C-2011 | |
| 660-61884-1 DU | MW-6 | Total/NA | Ground Water | 2540C-2011 | |
| 660-61884-3 | MW-15 | Total/NA | Ground Water | 2540C-2011 | |
| 660-61884-5 | MW-17 | Total/NA | Ground Water | 2540C-2011 | |
| LCS 680-341629/2 | Lab Control Sample | Total/NA | Water | 2540C-2011 | |
| LCSD 680-341629/3 | Lab Control Sample Dup | Total/NA | Water | 2540C-2011 | |
| MB 680-341629/1 | Method Blank | Total/NA | Water | 2540C-2011 | |

## Field Service / Mobile Lab

### Analysis Batch: 150206

| Lab Sample ID | Client Sample ID | Prep Type | Matrix | Method | Prep Batch |
|---|---|---|---|---|---|
| 660-61845-1 | MW-10 | Total/NA | Water | Field Sampling | |
| 660-61845-3 | MW-20 | Total/NA | Ground Water | Field Sampling | |
| 660-61845-4 | MW-7 | Total/NA | Ground Water | Field Sampling | |
| 660-61845-5 | MW-12 | Total/NA | Ground Water | Field Sampling | |
| 660-61845-6 | MW-21 | Total/NA | Ground Water | Field Sampling | |
| 660-61845-7 | MW-3 | Total/NA | Ground Water | Field Sampling | |

## Field Service / Mobile Lab (Continued)

### Analysis Batch: 150206 (Continued)

| Lab Sample ID | Client Sample ID | Prep Type | Matrix | Method | Prep Batch |
|---|---|---|---|---|---|
| 660-61845-8 | MW-11 | Total/NA | Ground Water | Field Sampling | |
| 660-61845-12 | MW-18 | Total/NA | Ground Water | Field Sampling | |
| 660-61845-13 | MW-19 | Total/NA | Ground Water | Field Sampling | |
| 660-61884-1 | MW-6 | Total/NA | Ground Water | Field Sampling | |
| 660-61884-2 | MW-13 | Total/NA | Ground Water | Field Sampling | |
| 660-61884-3 | MW-15 | Total/NA | Ground Water | Field Sampling | |
| 660-61884-4 | MW-14 | Total/NA | Ground Water | Field Sampling | |
| 660-61884-5 | MW-17 | Total/NA | Ground Water | Field Sampling | |

# Lab Chronicle

Client: CDM Smith, Inc.
Project/Site: Citrus County LF Semi-Annual (July 2014)

TestAmerica Job ID: 660-61845-1

## Client Sample ID: MW-10

**Lab Sample ID: 660-61845-1**

**Date Collected: 07/22/14 10:49**
**Matrix: Water**
**Date Received: 07/22/14 17:09**

| Prep Type | Batch Type | Batch Method | Run | Dilution Factor | Batch Number | Prepared or Analyzed | Analyst | Lab |
|---|---|---|---|---|---|---|---|---|
| Total/NA | Analysis | 8260B | | 1 | 150192 | 07/28/14 14:21 | LBS | TAL TAM |
| Total/NA | Prep | 8011 | | | 340747 | 07/24/14 15:31 | SSP | TAL SAV |
| Total/NA | Analysis | 8011 | | 1 | 340790 | 07/24/14 21:44 | SSP | TAL SAV |
| Total/NA | Analysis | 300.0 | | 1 | 341645 | 07/30/14 15:50 | PAT | TAL SAV |
| Dissolved | Prep | 3005A | | | 340728 | 07/24/14 13:30 | SP | TAL SAV |
| Dissolved | Analysis | 6020 | | 1 | 341574 | 07/30/14 10:31 | BWR | TAL SAV |
| Total Recoverable | Prep | 3005A | | | 340728 | 07/24/14 13:30 | SP | TAL SAV |
| Total Recoverable | Analysis | 6020 | | 1 | 341574 | 07/30/14 08:48 | BWR | TAL SAV |
| Dissolved | Prep | 7470A | | | 341502 | 07/30/14 08:25 | JKL | TAL SAV |
| Dissolved | Analysis | 7470A | | 1 | 342024 | 07/31/14 09:56 | BCB | TAL SAV |
| Total/NA | Prep | 7470A | | | 341502 | 07/30/14 08:25 | JKL | TAL SAV |
| Total/NA | Analysis | 7470A | | 1 | 342024 | 07/31/14 09:54 | BCB | TAL SAV |
| Total/NA | Analysis | 350.1 | | 1 | 341061 | 07/25/14 15:18 | JME | TAL SAV |
| Total/NA | Analysis | 353.2 | | 1 | 150104 | 07/23/14 16:51 | ELE | TAL TAM |
| Total/NA | Analysis | SM 2540C | | 1 | 150133 | 07/24/14 13:08 | TKO | TAL TAM |
| Total/NA | Analysis | Field Sampling | | 1 | 150206 | 07/22/14 10:49 | FS | TAL TAM |

## Client Sample ID: Field Blank

**Lab Sample ID: 660-61845-2**

**Date Collected: 07/22/14 09:16**
**Matrix: Ground Water**
**Date Received: 07/22/14 17:09**

| Prep Type | Batch Type | Batch Method | Run | Dilution Factor | Batch Number | Prepared or Analyzed | Analyst | Lab |
|---|---|---|---|---|---|---|---|---|
| Total/NA | Analysis | 8260B | | 1 | 150192 | 07/28/14 14:40 | LBS | TAL TAM |
| Total/NA | Prep | 8011 | | | 340747 | 07/24/14 15:31 | SSP | TAL SAV |
| Total/NA | Analysis | 8011 | | 1 | 340790 | 07/24/14 21:57 | SSP | TAL SAV |
| Total/NA | Analysis | 300.0 | | 1 | 341645 | 07/30/14 16:36 | PAT | TAL SAV |
| Total Recoverable | Prep | 3005A | | | 340728 | 07/24/14 13:30 | SP | TAL SAV |
| Total Recoverable | Analysis | 6020 | | 1 | 341574 | 07/30/14 09:25 | BWR | TAL SAV |
| Total/NA | Prep | 7470A | | | 341502 | 07/30/14 08:25 | JKL | TAL SAV |
| Total/NA | Analysis | 7470A | | 1 | 342024 | 07/31/14 09:59 | BCB | TAL SAV |
| Total/NA | Analysis | 350.1 | | 1 | 341061 | 07/25/14 14:41 | JME | TAL SAV |
| Total/NA | Analysis | 353.2 | | 1 | 150104 | 07/23/14 16:52 | ELE | TAL TAM |
| Total/NA | Analysis | SM 2540C | | 1 | 150133 | 07/24/14 13:08 | TKO | TAL TAM |

## Client Sample ID: MW-20

**Lab Sample ID: 660-61845-3**

**Date Collected: 07/22/14 12:54**
**Matrix: Ground Water**
**Date Received: 07/22/14 17:09**

| Prep Type | Batch Type | Batch Method | Run | Dilution Factor | Batch Number | Prepared or Analyzed | Analyst | Lab |
|---|---|---|---|---|---|---|---|---|
| Total/NA | Analysis | 8260B | | 1 | 150192 | 07/28/14 14:58 | LBS | TAL TAM |
| Total/NA | Prep | 8011 | | | 340747 | 07/24/14 15:31 | SSP | TAL SAV |
| Total/NA | Analysis | 8011 | | 1 | 340790 | 07/24/14 22:09 | SSP | TAL SAV |

# Lab Chronicle

Client: CDM Smith, Inc.
Project/Site: Citrus County LF Semi-Annual (July 2014)

TestAmerica Job ID: 660-61845-1

## Client Sample ID: MW-20

**Date Collected: 07/22/14 12:54**
**Date Received: 07/22/14 17:09**

## Lab Sample ID: 660-61845-3

**Matrix: Ground Water**

| Prep Type | Batch Type | Batch Method | Run | Dilution Factor | Batch Number | Prepared or Analyzed | Analyst | Lab |
|---|---|---|---|---|---|---|---|---|
| Total/NA | Analysis | 300.0 | | 2 | 341645 | 07/30/14 16:51 | PAT | TAL SAV |
| Total Recoverable | Prep | 3005A | | | 340728 | 07/24/14 13:30 | SP | TAL SAV |
| Total Recoverable | Analysis | 6020 | | 1 | 341574 | 07/30/14 09:32 | BWR | TAL SAV |
| Total/NA | Prep | 7470A | | | 341502 | 07/30/14 08:25 | JKL | TAL SAV |
| Total/NA | Analysis | 7470A | | 1 | 342024 | 07/31/14 10:02 | BCB | TAL SAV |
| Total/NA | Analysis | 350.1 | | 1 | 341061 | 07/25/14 15:19 | JME | TAL SAV |
| Total/NA | Analysis | 353.2 | | 1 | 150104 | 07/23/14 16:54 | ELE | TAL TAM |
| Total/NA | Analysis | SM 2540C | | 1 | 150133 | 07/24/14 13:08 | TKO | TAL TAM |
| Total/NA | Analysis | Field Sampling | | 1 | 150206 | 07/22/14 12:54 | FS | TAL TAM |

## Client Sample ID: MW-7

**Date Collected: 07/22/14 14:35**
**Date Received: 07/22/14 17:09**

## Lab Sample ID: 660-61845-4

**Matrix: Ground Water**

| Prep Type | Batch Type | Batch Method | Run | Dilution Factor | Batch Number | Prepared or Analyzed | Analyst | Lab |
|---|---|---|---|---|---|---|---|---|
| Total/NA | Analysis | 8260B | | 1 | 150192 | 07/28/14 16:31 | LBS | TAL TAM |
| Total/NA | Prep | 8011 | | | 340747 | 07/24/14 15:31 | SSP | TAL SAV |
| Total/NA | Analysis | 8011 | | 1 | 340790 | 07/24/14 22:21 | SSP | TAL SAV |
| Total/NA | Analysis | 300.0 | | 1 | 341645 | 07/30/14 17:07 | PAT | TAL SAV |
| Total Recoverable | Prep | 3005A | | | 340728 | 07/24/14 13:30 | SP | TAL SAV |
| Total Recoverable | Analysis | 6020 | | 1 | 341574 | 07/30/14 09:39 | BWR | TAL SAV |
| Total/NA | Prep | 7470A | | | 341502 | 07/30/14 08:25 | JKL | TAL SAV |
| Total/NA | Analysis | 7470A | | 1 | 342024 | 07/31/14 10:11 | BCB | TAL SAV |
| Total/NA | Analysis | 350.1 | | 1 | 341061 | 07/25/14 18:16 | JME | TAL SAV |
| Total/NA | Analysis | 353.2 | | 1 | 150104 | 07/23/14 16:55 | ELE | TAL TAM |
| Total/NA | Analysis | SM 2540C | | 1 | 150133 | 07/24/14 13:08 | TKO | TAL TAM |
| Total/NA | Analysis | Field Sampling | | 1 | 150206 | 07/22/14 14:35 | FS | TAL TAM |

## Client Sample ID: MW-12

**Date Collected: 07/22/14 15:25**
**Date Received: 07/22/14 17:09**

## Lab Sample ID: 660-61845-5

**Matrix: Ground Water**

| Prep Type | Batch Type | Batch Method | Run | Dilution Factor | Batch Number | Prepared or Analyzed | Analyst | Lab |
|---|---|---|---|---|---|---|---|---|
| Total/NA | Analysis | 8260B | | 1 | 150192 | 07/28/14 16:49 | LBS | TAL TAM |
| Total/NA | Prep | 8011 | | | 340747 | 07/24/14 15:31 | SSP | TAL SAV |
| Total/NA | Analysis | 8011 | | 1 | 340790 | 07/24/14 22:33 | SSP | TAL SAV |
| Total/NA | Analysis | 300.0 | | 1 | 341645 | 07/30/14 17:22 | PAT | TAL SAV |
| Total Recoverable | Prep | 3005A | | | 340728 | 07/24/14 13:30 | SP | TAL SAV |
| Total Recoverable | Analysis | 6020 | | 1 | 341574 | 07/30/14 10:02 | BWR | TAL SAV |
| Total/NA | Prep | 7470A | | | 341502 | 07/30/14 08:25 | JKL | TAL SAV |
| Total/NA | Analysis | 7470A | | 1 | 342024 | 07/31/14 10:20 | BCB | TAL SAV |
| Total/NA | Analysis | 350.1 | | 1 | 341061 | 07/25/14 18:25 | JME | TAL SAV |

## Client Sample ID: MW-12

**Lab Sample ID: 660-61845-5**

**Date Collected: 07/22/14 15:25**

**Matrix: Ground Water**

**Date Received: 07/22/14 17:09**

| Prep Type | Batch Type | Batch Method | Run | Dilution Factor | Batch Number | Prepared or Analyzed | Analyst | Lab |
|---|---|---|---|---|---|---|---|---|
| Total/NA | Analysis | 353.2 | | 1 | 150104 | 07/23/14 16:56 | ELE | TAL TAM |
| Total/NA | Analysis | SM 2540C | | 1 | 150133 | 07/24/14 13:08 | TKO | TAL TAM |
| Total/NA | Analysis | Field Sampling | | 1 | 150206 | 07/22/14 15:25 | FS | TAL TAM |

## Client Sample ID: MW-21

**Lab Sample ID: 660-61845-6**

**Date Collected: 07/22/14 12:45**

**Matrix: Ground Water**

**Date Received: 07/22/14 17:09**

| Prep Type | Batch Type | Batch Method | Run | Dilution Factor | Batch Number | Prepared or Analyzed | Analyst | Lab |
|---|---|---|---|---|---|---|---|---|
| Total/NA | Analysis | 8260B | | 1 | 150192 | 07/28/14 17:08 | LBS | TAL TAM |
| Total/NA | Prep | 8011 | | | 340747 | 07/24/14 17:27 | SSP | TAL SAV |
| Total/NA | Analysis | 8011 | | 1 | 340790 | 07/24/14 22:45 | SSP | TAL SAV |
| Total/NA | Analysis | 300.0 | | 1 | 341645 | 07/30/14 17:38 | PAT | TAL SAV |
| Dissolved | Prep | 3005A | | | 340728 | 07/24/14 13:30 | SP | TAL SAV |
| Dissolved | Analysis | 6020 | | 1 | 341574 | 07/30/14 10:38 | BWR | TAL SAV |
| Total Recoverable | Prep | 3005A | | | 340728 | 07/24/14 13:30 | SP | TAL SAV |
| Total Recoverable | Analysis | 6020 | | 1 | 341574 | 07/30/14 10:09 | BWR | TAL SAV |
| Dissolved | Prep | 7470A | | | 341502 | 07/30/14 08:25 | JKL | TAL SAV |
| Dissolved | Analysis | 7470A | | 1 | 342024 | 07/31/14 10:26 | BCB | TAL SAV |
| Total/NA | Prep | 7470A | | | 341502 | 07/30/14 08:25 | JKL | TAL SAV |
| Total/NA | Analysis | 7470A | | 1 | 342024 | 07/31/14 10:23 | BCB | TAL SAV |
| Total/NA | Analysis | 350.1 | | 2 | 341061 | 07/25/14 17:32 | JME | TAL SAV |
| Total/NA | Analysis | 353.2 | | 1 | 150104 | 07/23/14 16:57 | ELE | TAL TAM |
| Total/NA | Analysis | SM 2540C | | 1 | 150133 | 07/24/14 13:08 | TKO | TAL TAM |
| Total/NA | Analysis | Field Sampling | | 1 | 150206 | 07/22/14 12:45 | FS | TAL TAM |

## Client Sample ID: MW-3

**Lab Sample ID: 660-61845-7**

**Date Collected: 07/22/14 14:45**

**Matrix: Ground Water**

**Date Received: 07/22/14 17:09**

| Prep Type | Batch Type | Batch Method | Run | Dilution Factor | Batch Number | Prepared or Analyzed | Analyst | Lab |
|---|---|---|---|---|---|---|---|---|
| Total/NA | Analysis | 8260B | | 1 | 150192 | 07/28/14 17:27 | LBS | TAL TAM |
| Total/NA | Prep | 8011 | | | 340747 | 07/24/14 15:31 | SSP | TAL SAV |
| Total/NA | Analysis | 8011 | | 1 | 340790 | 07/24/14 22:57 | SSP | TAL SAV |
| Total/NA | Analysis | 300.0 | | 1 | 341645 | 07/30/14 17:53 | PAT | TAL SAV |
| Total Recoverable | Prep | 3005A | | | 340728 | 07/24/14 13:30 | SP | TAL SAV |
| Total Recoverable | Analysis | 6020 | | 1 | 341574 | 07/30/14 10:16 | BWR | TAL SAV |
| Total/NA | Prep | 7470A | | | 341502 | 07/30/14 08:25 | JKL | TAL SAV |
| Total/NA | Analysis | 7470A | | 1 | 342024 | 07/31/14 10:29 | BCB | TAL SAV |
| Total/NA | Analysis | 350.1 | | 1 | 341062 | 07/25/14 18:26 | JME | TAL SAV |
| Total/NA | Analysis | 353.2 | | 2 | 150104 | 07/23/14 17:05 | ELE | TAL TAM |
| Total/NA | Analysis | SM 2540C | | 1 | 150133 | 07/24/14 13:08 | TKO | TAL TAM |

# Lab Chronicle

Client: CDM Smith, Inc.
Project/Site: Citrus County LF Semi-Annual (July 2014)

TestAmerica Job ID: 660-61845-1

## Client Sample ID: MW-3

**Lab Sample ID: 660-61845-7**

**Date Collected: 07/22/14 14:45**
**Matrix: Ground Water**
**Date Received: 07/22/14 17:09**

| Prep Type | Batch Type | Batch Method | Run | Dilution Factor | Batch Number | Prepared or Analyzed | Analyst | Lab |
|---|---|---|---|---|---|---|---|---|
| Total/NA | Analysis | Field Sampling | | 1 | 150206 | 07/22/14 14:45 | FS | TAL TAM |

## Client Sample ID: MW-11

**Lab Sample ID: 660-61845-8**

**Date Collected: 07/22/14 15:35**
**Matrix: Ground Water**
**Date Received: 07/22/14 17:09**

| Prep Type | Batch Type | Batch Method | Run | Dilution Factor | Batch Number | Prepared or Analyzed | Analyst | Lab |
|---|---|---|---|---|---|---|---|---|
| Total/NA | Analysis | 8260B | | 1 | 150192 | 07/28/14 17:45 | LBS | TAL TAM |
| Total/NA | Prep | 8011 | | | 340747 | 07/24/14 15:31 | SSP | TAL SAV |
| Total/NA | Analysis | 8011 | | 1 | 340790 | 07/24/14 23:09 | SSP | TAL SAV |
| Total/NA | Analysis | 300.0 | | 1 | 341645 | 07/30/14 18:09 | PAT | TAL SAV |
| Total Recoverable | Prep | 3005A | | | 340728 | 07/24/14 13:30 | SP | TAL SAV |
| Total Recoverable | Analysis | 6020 | | 1 | 341574 | 07/30/14 10:24 | BWR | TAL SAV |
| Total/NA | Prep | 7470A | | | 341502 | 07/30/14 08:25 | JKL | TAL SAV |
| Total/NA | Analysis | 7470A | | 1 | 342024 | 07/31/14 10:32 | BCB | TAL SAV |
| Total/NA | Analysis | 350.1 | | 1 | 341062 | 07/25/14 18:26 | JME | TAL SAV |
| Total/NA | Analysis | 353.2 | | 1 | 150104 | 07/23/14 17:06 | ELE | TAL TAM |
| Total/NA | Analysis | SM 2540C | | 1 | 150133 | 07/24/14 13:08 | TKO | TAL TAM |
| Total/NA | Analysis | Field Sampling | | 1 | 150206 | 07/22/14 15:35 | FS | TAL TAM |

## Client Sample ID: Trip Blank 1

**Lab Sample ID: 660-61845-9**

**Date Collected: 07/22/14 00:00**
**Matrix: Water**
**Date Received: 07/22/14 17:09**

| Prep Type | Batch Type | Batch Method | Run | Dilution Factor | Batch Number | Prepared or Analyzed | Analyst | Lab |
|---|---|---|---|---|---|---|---|---|
| Total/NA | Analysis | 8260B | | 1 | 150192 | 07/28/14 18:04 | LBS | TAL TAM |

## Client Sample ID: Trip Blank 2

**Lab Sample ID: 660-61845-10**

**Date Collected: 07/22/14 00:00**
**Matrix: Water**
**Date Received: 07/22/14 17:09**

| Prep Type | Batch Type | Batch Method | Run | Dilution Factor | Batch Number | Prepared or Analyzed | Analyst | Lab |
|---|---|---|---|---|---|---|---|---|
| Total/NA | Analysis | 8260B | | 1 | 150192 | 07/28/14 18:23 | LBS | TAL TAM |

## Client Sample ID: Trip Blank 3

**Lab Sample ID: 660-61845-11**

**Date Collected: 07/22/14 00:00**
**Matrix: Water**
**Date Received: 07/22/14 17:09**

| Prep Type | Batch Type | Batch Method | Run | Dilution Factor | Batch Number | Prepared or Analyzed | Analyst | Lab |
|---|---|---|---|---|---|---|---|---|
| Total/NA | Analysis | 8260B | | 1 | 150211 | 07/28/14 15:44 | SCC | TAL TAM |

# Lab Chronicle

Client: CDM Smith, Inc.
Project/Site: Citrus County LF Semi-Annual (July 2014)

TestAmerica Job ID: 660-61845-1

## Client Sample ID: MW-18

**Lab Sample ID: 660-61845-12**

**Date Collected: 07/22/14 11:47**
**Date Received: 07/22/14 17:09**

**Matrix: Ground Water**

| Prep Type | Batch Type | Batch Method | Run | Dilution Factor | Batch Number | Prepared or Analyzed | Analyst | Lab |
|---|---|---|---|---|---|---|---|---|
| Total/NA | Analysis | 8260B | | 1 | 150192 | 07/28/14 18:42 | LBS | TAL TAM |
| Total/NA | Analysis | Field Sampling | | 1 | 150206 | 07/22/14 11:47 | FS | TAL TAM |

## Client Sample ID: MW-19

**Lab Sample ID: 660-61845-13**

**Date Collected: 07/22/14 10:40**
**Date Received: 07/22/14 17:09**

**Matrix: Ground Water**

| Prep Type | Batch Type | Batch Method | Run | Dilution Factor | Batch Number | Prepared or Analyzed | Analyst | Lab |
|---|---|---|---|---|---|---|---|---|
| Total/NA | Analysis | 8260B | | 1 | 150192 | 07/28/14 19:01 | LBS | TAL TAM |
| Total/NA | Analysis | Field Sampling | | 1 | 150206 | 07/22/14 10:40 | FS | TAL TAM |

## Client Sample ID: MW-6

**Lab Sample ID: 660-61884-1**

**Date Collected: 07/23/14 11:33**
**Date Received: 07/24/14 08:00**

**Matrix: Ground Water**

| Prep Type | Batch Type | Batch Method | Run | Dilution Factor | Batch Number | Prepared or Analyzed | Analyst | Lab |
|---|---|---|---|---|---|---|---|---|
| Total/NA | Analysis | 524.2 | | 1 | 341282 | 07/29/14 16:40 | CAR | TAL SAV |
| Total/NA | Analysis | 300.0 | | 10 | 342080 | 08/01/14 16:28 | DAS | TAL SAV |
| Total Recoverable | Prep | 3005A | | | 341235 | 07/28/14 16:30 | SP | TAL SAV |
| Total Recoverable | Analysis | 6020 | | 1 | 342191 | 08/02/14 08:43 | CME | TAL SAV |
| Total Recoverable | Prep | 3005A | | | 341235 | 07/28/14 16:30 | SP | TAL SAV |
| Total Recoverable | Analysis | 6020 | | 1 | 342346 | 08/02/14 12:27 | CME | TAL SAV |
| Total/NA | Analysis | 2540C-2011 | | 1 | 341629 | 07/30/14 14:47 | LBH | TAL SAV |
| Total/NA | Analysis | Field Sampling | | 1 | 150206 | 07/23/14 11:33 | FS | TAL TAM |

## Client Sample ID: MW-13

**Lab Sample ID: 660-61884-2**

**Date Collected: 07/23/14 09:02**
**Date Received: 07/24/14 08:00**

**Matrix: Ground Water**

| Prep Type | Batch Type | Batch Method | Run | Dilution Factor | Batch Number | Prepared or Analyzed | Analyst | Lab |
|---|---|---|---|---|---|---|---|---|
| Total/NA | Analysis | 8260B | | 1 | 150211 | 07/28/14 18:35 | SCC | TAL TAM |
| Total/NA | Prep | 8011 | | | 341133 | 07/28/14 15:08 | SSP | TAL SAV |
| Total/NA | Analysis | 8011 | | 1 | 341152 | 07/28/14 21:12 | SSP | TAL SAV |
| Total/NA | Analysis | 300.0 | | 1 | 342080 | 08/01/14 16:43 | DAS | TAL SAV |
| Total Recoverable | Prep | 3005A | | | 341235 | 07/28/14 16:30 | SP | TAL SAV |
| Total Recoverable | Analysis | 6020 | | 1 | 342191 | 08/02/14 08:50 | CME | TAL SAV |
| Total Recoverable | Prep | 3005A | | | 341235 | 07/28/14 16:30 | SP | TAL SAV |
| Total Recoverable | Analysis | 6020 | | 1 | 342346 | 08/02/14 12:34 | CME | TAL SAV |
| Total/NA | Prep | 7470A | | | 341598 | 07/30/14 13:09 | JKL | TAL SAV |
| Total/NA | Analysis | 7470A | | 1 | 342024 | 07/31/14 11:54 | BCB | TAL SAV |
| Total/NA | Analysis | 350.1 | | 1 | 341542 | 07/30/14 09:02 | JME | TAL SAV |
| Total/NA | Analysis | 353.2 | | 1 | 150137 | 07/24/14 16:11 | ELE | TAL TAM |

# Lab Chronicle

Client: CDM Smith, Inc.
Project/Site: Citrus County LF Semi-Annual (July 2014)

TestAmerica Job ID: 660-61845-1

## Client Sample ID: MW-13

**Date Collected: 07/23/14 09:02**
**Date Received: 07/24/14 08:00**

**Lab Sample ID: 660-61884-2**
**Matrix: Ground Water**

| Prep Type | Batch Type | Batch Method | Run | Dilution Factor | Batch Number | Prepared or Analyzed | Analyst | Lab |
|---|---|---|---|---|---|---|---|---|
| Total/NA | Analysis | SM 2540C | | 1 | 150305 | 07/30/14 12:57 | TKO | TAL TAM |
| Total/NA | Analysis | Field Sampling | | 1 | 150206 | 07/23/14 09:02 | FS | TAL TAM |

## Client Sample ID: MW-15

**Date Collected: 07/23/14 09:58**
**Date Received: 07/24/14 08:00**

**Lab Sample ID: 660-61884-3**
**Matrix: Ground Water**

| Prep Type | Batch Type | Batch Method | Run | Dilution Factor | Batch Number | Prepared or Analyzed | Analyst | Lab |
|---|---|---|---|---|---|---|---|---|
| Total/NA | Analysis | 8260B | | 1 | 150211 | 07/28/14 18:54 | SCC | TAL TAM |
| Total/NA | Prep | 8011 | | | 341133 | 07/28/14 15:08 | SSP | TAL SAV |
| Total/NA | Analysis | 8011 | | 1 | 341152 | 07/28/14 21:24 | SSP | TAL SAV |
| Total/NA | Analysis | 300.0 | | 1 | 342080 | 08/01/14 16:58 | DAS | TAL SAV |
| Total Recoverable | Prep | 3005A | | | 341235 | 07/28/14 16:30 | SP | TAL SAV |
| Total Recoverable | Analysis | 6020 | | 1 | 342191 | 08/02/14 08:57 | CME | TAL SAV |
| Total Recoverable | Prep | 3005A | | | 341235 | 07/28/14 16:30 | SP | TAL SAV |
| Total Recoverable | Analysis | 6020 | | 1 | 342346 | 08/02/14 12:42 | CME | TAL SAV |
| Total/NA | Prep | 7470A | | | 341598 | 07/30/14 13:09 | JKL | TAL SAV |
| Total/NA | Analysis | 7470A | | 1 | 342024 | 07/31/14 11:57 | BCB | TAL SAV |
| Total/NA | Analysis | 2540C-2011 | | 1 | 341629 | 07/30/14 14:47 | LBH | TAL SAV |
| Total/NA | Analysis | 350.1 | | 1 | 341542 | 07/30/14 09:02 | JME | TAL SAV |
| Total/NA | Analysis | 353.2 | | 1 | 150137 | 07/24/14 16:12 | ELE | TAL TAM |
| Total/NA | Analysis | Field Sampling | | 1 | 150206 | 07/23/14 09:58 | FS | TAL TAM |

## Client Sample ID: MW-14

**Date Collected: 07/23/14 09:20**
**Date Received: 07/24/14 08:00**

**Lab Sample ID: 660-61884-4**
**Matrix: Ground Water**

| Prep Type | Batch Type | Batch Method | Run | Dilution Factor | Batch Number | Prepared or Analyzed | Analyst | Lab |
|---|---|---|---|---|---|---|---|---|
| Total/NA | Analysis | 8260B | | 1 | 150211 | 07/28/14 19:13 | SCC | TAL TAM |
| Total/NA | Prep | 8011 | | | 341133 | 07/28/14 15:08 | SSP | TAL SAV |
| Total/NA | Analysis | 8011 | | 1 | 341152 | 07/28/14 21:37 | SSP | TAL SAV |
| Total/NA | Analysis | 300.0 | | 1 | 342080 | 08/01/14 17:14 | DAS | TAL SAV |
| Total Recoverable | Prep | 3005A | | | 341235 | 07/28/14 16:30 | SP | TAL SAV |
| Total Recoverable | Analysis | 6020 | | 1 | 342191 | 08/02/14 09:05 | CME | TAL SAV |
| Total Recoverable | Prep | 3005A | | | 341235 | 07/28/14 16:30 | SP | TAL SAV |
| Total Recoverable | Analysis | 6020 | | 1 | 342346 | 08/02/14 12:49 | CME | TAL SAV |
| Total/NA | Prep | 7470A | | | 341598 | 07/30/14 13:09 | JKL | TAL SAV |
| Total/NA | Analysis | 7470A | | 1 | 342024 | 07/31/14 12:05 | BCB | TAL SAV |
| Total/NA | Analysis | 350.1 | | 1 | 341542 | 07/30/14 09:02 | JME | TAL SAV |
| Total/NA | Analysis | 353.2 | | 1 | 150137 | 07/24/14 16:13 | ELE | TAL TAM |
| Total/NA | Analysis | SM 2540C | | 1 | 150305 | 07/30/14 12:57 | TKO | TAL TAM |
| Total/NA | Analysis | Field Sampling | | 1 | 150206 | 07/23/14 09:20 | FS | TAL TAM |

# Lab Chronicle

Client: CDM Smith, Inc.
Project/Site: Citrus County LF Semi-Annual (July 2014)

TestAmerica Job ID: 660-61845-1

## Client Sample ID: MW-17

**Lab Sample ID: 660-61884-5**

**Date Collected: 07/23/14 10:36**
**Matrix: Ground Water**
**Date Received: 07/24/14 08:00**

| Prep Type | Batch Type | Batch Method | Run | Dilution Factor | Batch Number | Prepared or Analyzed | Analyst | Lab |
|---|---|---|---|---|---|---|---|---|
| Total/NA | Analysis | 8260B | | 1 | 150211 | 07/28/14 19:32 | SCC | TAL TAM |
| Total/NA | Prep | 8011 | | | 341133 | 07/28/14 15:08 | SSP | TAL SAV |
| Total/NA | Analysis | 8011 | | 1 | 341152 | 07/28/14 21:49 | SSP | TAL SAV |
| Total/NA | Analysis | 300.0 | | 1 | 342080 | 08/01/14 17:29 | DAS | TAL SAV |
| Total Recoverable | Prep | 3005A | | | 341235 | 07/28/14 16:30 | SP | TAL SAV |
| Total Recoverable | Analysis | 6020 | | 1 | 342191 | 08/02/14 09:12 | CME | TAL SAV |
| Total Recoverable | Prep | 3005A | | | 341235 | 07/28/14 16:30 | SP | TAL SAV |
| Total Recoverable | Analysis | 6020 | | 1 | 342346 | 08/02/14 12:56 | CME | TAL SAV |
| Total/NA | Prep | 7470A | | | 341598 | 07/30/14 13:09 | JKL | TAL SAV |
| Total/NA | Analysis | 7470A | | 1 | 342024 | 07/31/14 12:08 | BCB | TAL SAV |
| Total/NA | Analysis | 2540C-2011 | | 1 | 341629 | 07/30/14 14:47 | LBH | TAL SAV |
| Total/NA | Analysis | 350.1 | | 1 | 341542 | 07/30/14 09:02 | JME | TAL SAV |
| Total/NA | Analysis | 353.2 | | 1 | 150137 | 07/24/14 16:14 | ELE | TAL TAM |
| Total/NA | Analysis | Field Sampling | | 1 | 150206 | 07/23/14 10:36 | FS | TAL TAM |

## Client Sample ID: Trip Blank

**Lab Sample ID: 660-61884-6**

**Date Collected: 07/23/14 00:00**
**Matrix: Water**
**Date Received: 07/24/14 08:00**

| Prep Type | Batch Type | Batch Method | Run | Dilution Factor | Batch Number | Prepared or Analyzed | Analyst | Lab |
|---|---|---|---|---|---|---|---|---|
| Total/NA | Analysis | 8260B | | 1 | 150211 | 07/28/14 19:51 | SCC | TAL TAM |

**Laboratory References:**

TAL SAV = TestAmerica Savannah, 5102 LaRoche Avenue, Savannah, GA 31404, TEL (912)354-7858

TAL TAM = TestAmerica Tampa, 6712 Benjamin Road, Suite 100, Tampa, FL 33634, TEL (813)885-7427

# Method Summary

Client: CDM Smith, Inc.
Project/Site: Citrus County LF Semi-Annual (July 2014)

TestAmerica Job ID: 660-61845-1

| Method | Method Description | Protocol | Laboratory |
|---|---|---|---|
| 524.2 | Total Trihalomethane Calculation | EPA-DW | TAL SAV |
| 8260B | Volatile Organic Compounds (GC/MS) | SW846 | TAL TAM |
| 8011 | EDB, DBCP, and 1,2,3-TCP (GC) | SW846 | TAL SAV |
| 300.0 | Anions, Ion Chromatography | MCAWW | TAL SAV |
| 6020 | Metals (ICP/MS) | SW846 | TAL SAV |
| 7470A | Mercury (CVAA) | SW846 | TAL SAV |
| 2540C-2011 | Total Dissolved Solids (Dried at 180 °C) | SM | TAL SAV |
| 350.1 | Nitrogen, Ammonia | MCAWW | TAL SAV |
| 353.2 | Nitrate | MCAWW | TAL TAM |
| SM 2540C | Solids, Total Dissolved (TDS) | SM | TAL TAM |
| Field Sampling | Field Sampling | EPA | TAL TAM |

**Protocol References:**

EPA = US Environmental Protection Agency

EPA-DW = "Methods For The Determination Of Organic Compounds In Drinking Water", EPA/600/4-88/039, December 1988 And Its Supplements.

MCAWW = "Methods For Chemical Analysis Of Water And Wastes", EPA-600/4-79-020, March 1983 And Subsequent Revisions.

SM = "Standard Methods For The Examination Of Water And Wastewater",

SW846 = "Test Methods For Evaluating Solid Waste, Physical/Chemical Methods", Third Edition, November 1986 And Its Updates.

**Laboratory References:**

TAL SAV = TestAmerica Savannah, 5102 LaRoche Avenue, Savannah, GA 31404, TEL (912)354-7858

TAL TAM = TestAmerica Tampa, 6712 Benjamin Road, Suite 100, Tampa, FL 33634, TEL (813)885-7427

# Certification Summary

Client: CDM Smith, Inc.
Project/Site: Citrus County LF Semi-Annual (July 2014)

TestAmerica Job ID: 660-61845-1

## Laboratory: TestAmerica Tampa

The certifications listed below are applicable to this report.

| Authority | Program | EPA Region | Certification ID | Expiration Date |
|---|---|---|---|---|
| Florida | NELAP | 4 | E84282 | 06-30-15 |

## Laboratory: TestAmerica Savannah

The certifications listed below are applicable to this report.

| Authority | Program | EPA Region | Certification ID | Expiration Date |
|---|---|---|---|---|
| Florida | NELAP | 4 | E87052 | 06-30-15 |

**TestAmerica Orlando**
8010 Sunport Drive Suite 116
Orlando, FL 32809
Phone (800) 851-2560 Fax (407) 856-0886

# Chain of Custody Record

TestAmerica

8/18/2014

| Client Information | Sampler: Shaun Vickery/Bryan Black | Lab PM: Hornsby, Jess | Carrier Tracking No(s): | COC No: 660-57726-12679 1 |
|---|---|---|---|---|
| Client Contact: Mr. Nathan Schmaus | Phone: 407-399-3346 | E-Mail: jess.hornsby@testamericainc.com | | Page: Page 1 of 2 |
| Company: CDM Smith, Inc. | | | | Job #: |
| Address: 1715 North Westshore Blvd. Suite 875 | Due Date Requested: | | | |
| City: Tampa | TAT Requested (days): | | | |
| State, Zip: FL, 33607 | | | | |
| Phone | PO #: Purchase Order Requested | | | |
| Email: SchmausND@cdmsmith.com | WO #: 71138-94426-GROUNDWATER | | | |
| Project Name: Citrus County LF Semi-Annual | Project #: 66003335 | | | |
| Site: Florida | SSOW#: | | | |

**Analysis Requested**

**Preservation Codes:**

| | |
|---|---|
| A - HCL | M - Hexane |
| B - NaOH | N - None |
| C - Zn Acetate | O - AsNaO2 |
| D - Nitric Acid | P - Na2O4S |
| E - NaHSO4 | Q - Na2SO3 |
| F - MeOH | R - Na2S2SO3 |
| G - Amchlor | S - H2SO4 |
| H - Ascorbic Acid | T - TSP Dodecahydrate |
| I - Ice | U - Acetone |
| J - DI Water | V - MCAA |
| K - EDTA | W - ph 4-5 |
| L - EDA | Z - other (specify) |

Other:

| Sample Identification | Sample Date | Sample Time | Sample Type (C=comp, G=grab) | Matrix (W=water, S=solid, O=waste/oil, BT=Tissue, A=Air) | Field Filtered Sample (Yes or No) | Perform MS/MSD (Yes or No) | 353.2 - Nitrate | 2540C - Total Dissolved Solids | 6020, 7470A | FieldSampling - Field Parameters | 8260B - Appendix I Compounds | 350.1 - Ammonia | 8011 - Appendix 1 | 300_ORGFM_28D - Chloride | Total Number of containers | Special Instructions/Note: |
|---|---|---|---|---|---|---|---|---|---|---|---|---|---|---|---|---|
| | | | Preservation Code: | | | | N | N | D | N | N | S | A | N | | |
| MW-10 | 7-22-14 | 1049 | G | Water | | | 1 | 1 | 2 | X | 3 | 1 | 3 | 1 | | Filtered metals |
| Field Blank | 7-22-14 | 916 | G | Water | | | 1 | 1 | 1 | X | 3 | 1 | 3 | 1 | | |
| MW-20 | 7-22-14 | 1254 | G | Water | | | 1 | 1 | 1 | X | 3 | 1 | 3 | 1 | | |
| MW-7 | 7-22-14 | 1435 | G | Water | | | 1 | 1 | 1 | X | 3 | 1 | 3 | 1 | | |
| MW-12 | 7-22-14 | 1525 | G | Water | | | 1 | 1 | 1 | X | 3 | 1 | 3 | 1 | | |
| MW-21 | 7-22-14 | 1245 | G | Water | | | 1 | 1 | 2 | X | 3 | 1 | 3 | 1 | | Filtered metals |
| MW-3 | 7-22-14 | 1445 | G | Water | | | 1 | 1 | 1 | X | 3 | 1 | 3 | 1 | | |
| MW-11 | 7-22-14 | 1535 | G | Water | | | 1 | 1 | 1 | X | 3 | 1 | 3 | 1 | | |
| | | | | Water | | | | | | | | | | | | |
| | | | | Water | | | | | | | | | | | | |
| | | | | Water | | | | | | | | | | | | |

660-61845 Chain of Custody

**Possible Hazard Identification**
☐ Non-Hazard ☐ Flammable ☐ Skin Irritant ☐ Poison B ☐ Unknown ☐ Radiological

**Sample Disposal ( A fee may be assessed if samp**
☐ Return To Client ☐ Disposal By Lab

Deliverable Requested: I, II, III, IV, Other (specify)

Special Instructions/QC Requirements:

| Empty Kit Relinquished by: | Date: | Time: | Method of Shipment |
|---|---|---|---|
| | | | |

| Relinquished by | Date/Time: | Company | Received by: | Date/Time: | Company |
|---|---|---|---|---|---|
| [signature] | 7-22-14 | TAL | [signature] | 7-22-14 1709 | |
| Relinquished by | Date/Time | Company | Received by | Date/Time | Company |
| Relinquished by: | Date/Time: | Company | Received by | Date/Time: | Company |

| Custody Seals Intact: ☐ Yes ☐ No | Custody Seal No.: | Cooler Temperature(s) °C and Other Remarks: 3.1/1.5, 1.7/1.2°C |
|---|---|---|

**TestAmerica Orlando**
8010 Sunport Drive Suite 116
Orlando, FL 32809
Phone (800) 851-2560 Fax (407) 856-0886

# Chain of Custody Record

TestAmerica
THE LEADER IN ENVIRONMENTAL TESTING

8/18/2014

| Client Information | Sampler: Shaun Victory / Bryan Bleck | Lab PM: Hornsby, Jess | Carrier Tracking No(s): | COC No: 660-57724-12681.1 |
|---|---|---|---|---|
| Client Contact: Mr. Nathan Schmaus | Phone: 407-399-3348 | E-Mail: jess.hornsby@testamericainc.com | | Page: Page 1 of 1 |
| Company: CDM Smith, Inc. | | | | Job #: |

| Address: 1715 North Westshore Blvd. Suite 875 | Due Date Requested: | Analysis Requested | Preservation Codes: |
|---|---|---|---|
| City: Tampa | TAT Requested (days): | | A - HCL, B - NaOH, C - Zn Acetate, D - Nitric Acid, E - NaHSO4, F - MeOH, G - Amchlor, H - Ascorbic Acid, I - Ice, J - DI Water, K - EDTA, L - EDA, M - Hexane, N - None, O - AsNaO2, P - Na2O4S, Q - Na2SO3, R - Na2S2SO3, S - H2SO4, T - TSP Dodecahydrate, U - Acetone, V - MCAA, W - ph 4-5, Z - other (specify) |
| State, Zip: FL, 33607 | | | |
| Phone | PO #: Purchase Order Requested | | |
| Email: SchmausND@cdmsmith.com | WO #: 71138-94426-GROUNDWATER | | |
| Project Name: Citrus County LF Semi-Annual | Project #: 66003335 | | |
| Site: Florida | SSOW#: | | Other: |

| Sample Identification | Sample Date | Sample Time | Sample Type (C=comp, G=grab) | Matrix (W=water, S=solid, O=waste/oil, BT=Tissue, A=Air) | Field Filtered Sample (Yes or No) | Perform MS/MSD (Yes or No) | 8260B - Benzene, Meth. Chloride, Vinyl Chloride | FieldSampling - Field Parameters | Total Number of containers | Special Instructions/Note: |
|---|---|---|---|---|---|---|---|---|---|---|
| | | | Preservation Code: | | | | N | N | | |
| MW-18 | 7-22-14 | 1147 | G | Water | | | 3 | X | | |
| MW-19 | 7-22-14 | 1040 | G | Water | | | 3 | X | | |

**Possible Hazard Identification**
☐ Non-Hazard ☐ Flammable ☐ Skin Irritant ☐ Poison B ☐ Unknown ☐ Radiological

**Sample Disposal ( A fee may be assessed if samples are retained longer than 1 month)**
☐ Return To Client ☐ Disposal By Lab ☐ Archive For _____ Months

Deliverable Requested: I, II, III, IV, Other (specify)

Special Instructions/QC Requirements:

| Empty Kit Relinquished by: | Date: | Time: | Method of Shipment: |
|---|---|---|---|

| Relinquished by | Date/Time | Company | Received by | Date/Time | Company |
|---|---|---|---|---|---|
| | 7-22-14 | TAERL | K PRICE | 7-22-14 1709 | |
| Relinquished by | Date/Time | Company | Received by | Date/Time | Company |
| Relinquished by: | Date/Time | Company | Received by: | Date/Time | Company |

| Custody Seals Intact: Δ Yes Δ No | Custody Seal No.: | Cooler Temperature(s) °C and Other Remarks: 2.1/1.5°C corr |
|---|---|---|

**TestAmerica Orlando**
8010 Sunport Drive Suite 116
Orlando, FL 32809
Phone (800) 851-2560 Fax (407) 856-0886

# Chain of Custody Record

TestAmerica
THE LEADER IN ENVIRONMENTAL TESTING

| | | | | |
|---|---|---|---|---|
| **Client Information** | Sampler: Bryan Black | Lab PM: Hornsby, Jess | Carrier Tracking No(s): | COC No.: 660-57725-12680.1 |
| Client Contact: Mr. Nathan Schmaus | Phone: | E-Mail: jess.hornsby@testamericainc.com | | Page: Page 1 of 1 |
| Company: CDM Smith, Inc. | | | | Job #: |
| Address: 1715 North Westshore Blvd. Suite 875 | Due Date Requested: | | | |
| City: Tampa | TAT Requested (days): | | | |
| State, Zip: FL, 33607 | | | | |
| Phone: | PO #: Purchase Order Requested | | | |
| Email: SchmausND@cdmsmith.com | WO #: 71138-94426-GROUNDWATER | | | |
| Project Name: Citrus County LF Semi-Annual | Project #: 66003335 | | | |
| Site: Florida | SSOW#: | | | |

**Analysis Requested**

Preservation Codes:
A - HCL, B - NaOH, C - Zn Acetate, D - Nitric Acid, E - NaHSO4, F - MeOH, G - Amchlor, H - Ascorbic Acid, I - Ice, J - DI Water, K - EDTA, L - EDA
M - Hexane, N - None, O - AsNaO2, P - Na2O4S, Q - Na2SO3, R - Na2S2SO3, S - H2SO4, T - TSP Dodecahydrate, U - Acetone, V - MCAA, W - ph 4-5, Z - other (specify)
Other:

| Sample Identification | Sample Date | Sample Time | Sample Type (C=comp, G=grab) | Matrix (W=water, S=solid, O=waste/oil, BT=Tissue, A=Air) | Field Filtered Sample (Yes or No) | Perform MS/MSD (Yes or No) | 2540C - Total Dissolved Solids | FieldSampling - Field Parameters (Inc. color and sheen) | TTHM_Calc - Total Trihalomethane Calculation | 300_ORGFM_28D - Chloride | 6020 - Arsenic, Iron, Sodium | Total Number of containers | Special Instructions/Note: |
|---|---|---|---|---|---|---|---|---|---|---|---|---|---|
| | | | Preservation Code: | | | | N | N | R | N | D | | |
| MW-6 | 7-23-14 | 1135 | G | Water | | | 1 | X | 3 | 1 | 1 | | |

660-61884 Chain of Custody

**Possible Hazard Identification**
☐ Non-Hazard ☐ Flammable ☐ Skin Irritant ☐ Poison B ☐ Unknown ☐ Radiological

**Sample Disposal ( A fee may ... longer than 1 month)**
☐ Return To Client ... By Lab ☐ Archive For _____ Months

Deliverable Requested: I, II, III, IV, Other (specify)

Special Instructions/QC Requirements:

| Empty Kit Relinquished by: | Date: | Time | Method of Shipment: | | |
|---|---|---|---|---|---|
| Relinquished by: [signature] | Date/Time: 7-23-14 1425 | Company: TAOL | Received by: [signature] | Date/Time: 7/24/14 8:00 | Company |
| Relinquished by | Date/Time: | Company | Received by | Date/Time: | Company |
| Relinquished by | Date/Time: | Company | Received by: | Date/Time: | Company |

Custody Seals Intact. Δ Yes Δ No | Custody Seal No.:

Cooler Temperature(s) °C and Other Remarks: 4.5 | 5.0°C CW-07

8/18/2014

**TestAmerica Orlando**
8010 Sunport Drive Suite 116
Orlando, FL 32809
Phone (800) 851-2560 Fax (407) 856-0886

# Chain of Custody Record

TestAmerica

| Client Information | Sampler: Shawn Victory / Bryan Black | Lab PM: Hornsby, Jess | Carrier Tracking No(s): | COC No: 660-57726-12679.2 |
|---|---|---|---|---|
| Client Contact: Mr. Nathan Schmaus | Phone: 407-399-3348 | E-Mail: jess.hornsby@testamericainc.com | | Page: Page 2 of 2 |
| Company: CDM Smith, Inc. | | Analysis Requested | | Job #: |
| Address: 1715 North Westshore Blvd Suite 875 | Due Date Requested: | | | Preservation Codes: A - HCL, B - NaOH, C - Zn Acetate, D - Nitric Acid, E - NaHSO4, F - MeOH, G - Amchlor, H - Ascorbic Acid, I - Ice, J - DI Water, K - EDTA, L - EDA, M - Hexane, N - None, O - AsNaO2, P - Na2O4S, Q - Na2SO3, R - Na2S2SO3, S - H2SO4, T - TSP Dodecahydrate, U - Acetone, V - MCAA, W - ph 4-5, Z - other (specify) |
| City: Tampa | TAT Requested (days): | | | |
| State, Zip: FL, 33607 | | | | |
| Phone: | PO #: Purchase Order Requested | | | |
| Email: SchmausND@cdmsmith.com | WO #: 71138-94426-GROUNDWATER | | | |
| Project Name: Citrus County LF Semi-Annual | Project #: 66003335 | | | |
| Site: Florida | SSOW#: | | | Other: |

| Sample Identification | Sample Date | Sample Time | Sample Type (C=Comp, G=grab) | Matrix (W=water, S=solid, O=waste/oil, BT=Tissue, A=Air) | Field Filtered Sample (Yes or No) | Perform MS/MSD (Yes or No) | 353.2 - Nitrate | 2540C - Total Dissolved Solids | 6020, 7470A | FieldSampling - Field Parameters | 8260B - Appendix I Compounds | 350.1 - Ammonia | 8011 - Appendix 1 | 300_ORGFM_28D - Chloride | Total Number of containers | Special Instructions/Note: |
|---|---|---|---|---|---|---|---|---|---|---|---|---|---|---|---|---|
| | | | Preservation Code: | | | | N | N | D | N | N | S | A | N | | |
| MW-13 | 7-23-14 | 902 | G | Water | | | 1 | 1 | 1 | X | 3 | 1 | 3 | 1 | | |
| MW-15 | " | 958 | " | W | | | 1 | 1 | 1 | X | 3 | 1 | 3 | 1 | | |
| MW-14 | " | 920 | " | W | | | 1 | 1 | 1 | X | 3 | 1 | 3 | 1 | | |
| MW-17 | " | 1036 | " | W | | | 1 | 1 | 1 | X | 3 | 1 | 3 | 1 | | |

**Possible Hazard Identification**
☐ Non-Hazard ☐ Flammable ☐ Skin Irritant ☐ Poison B ☐ Unknown ☐ Radiological

**Sample Disposal ( A fee may be assessed if samples are retained longer than 1 month)**
☐ Return To Client ☐ Disposal By Lab ☐ Archive For _____ Months

Deliverable Requested: I, II, III, IV, Other (specify)

Special Instructions/QC Requirements:

| Empty Kit Relinquished by: | Date | Time | Method of Shipment |
|---|---|---|---|

| Relinquished by | Date/Time | Company | Received by | Date/Time | Company |
|---|---|---|---|---|---|
| [signature] | 7-23-14 1425 | TAOrl | | | |
| Relinquished by | Date/Time | Company | Received by | Date/Time | Company |
| Relinquished by: | Date/Time | Company | Received by | Date/Time | Company |

Custody Seals Intact: ☐ Yes ☐ No | Custody Seal No.: | Cooler Temperature(s) °C and Other Remarks:

8/18/2014

# TESTAMERICA ORLANDO FIELD SAMPLING LOG –
## DEP-SOP-001/01- Form FD 9000-24 GROUNDWATER SAMPLING

Meter #'s: M-1 / T-3 PAGE: 1 of 1

SITE NAME: Citrus County Landfill SITE LOCATION: Lecanto, FL

WELL NO: MW-10 SAMPLE ID: DATE: 7-22-14

## PURGING DATA

WELL DIAMETER (inches): 2 TUBING DIAMETER (inches): 1/4 WELL SCREEN INTERVAL DEPTH: 100.5 feet to 120.5 feet STATIC DEPTH TO WATER (feet): 106.80 PURGE PUMP TYPE OR BAILER: BP

WELL VOLUME PURGE: 1 WELL VOLUME = (TOTAL WELL DEPTH – STATIC DEPTH TO WATER) X WELL CAPACITY
(only fill out if applicable) 13.70 = ( 120.50 feet – 106.80 feet) X .16 gallons/foot = 2.20 gallons

EQUIPMENT VOLUME PURGE: 1 EQUIPMENT VOL. = PUMP VOLUME + (TUBING CAPACITY X TUBING LENGTH) + FLOW CELL VOLUME
(only fill out if applicable) = gallons + ( gallons/foot X feet) + gallons = gallons

INITIAL PUMP OR TUBING DEPTH IN WELL (feet): 113 FINAL PUMP OR TUBING DEPTH IN WELL (feet): 113 PURGING INITIATED AT: 927 PURGING ENDED AT: 1040 TOTAL VOLUME PURGED (gallons): 5.5

| TIME | VOLUME PURGED (gallons) | CUMUL. VOLUME PURGED (gallons) | PURGE RATE (gpm) | DEPTH TO WATER (feet) | pH (standard units) | TEMP. (°C) | COND. (circle units) µmhos/cm or mS/cm | DISSOLVED OXYGEN (circle units) mg/L or % saturation | TURBIDITY (NTUs) | COLOR describe | ODOR | ORP |
|---|---|---|---|---|---|---|---|---|---|---|---|---|
| 945 | 2.20 | 2.20 | .10 | 107.82 | 4.21 | 24.0 | 55 | .77 | 64.4 | cloudy | NO | — |
| 956 | .50 | 2.70 | .05 | 107.73 | 4.29 | 24.1 | 56 | .59 | 76.3 | | | — |
| 1000 | .50 | 3.20 | .05 | 107.70 | 4.30 | 24.2 | 56 | .49 | 50.0 | | | — |
| 1010 | .50 | 3.70 | .05 | 107.70 | 4.28 | 24.4 | 57 | .47 | 26.8 | | | — |
| 1020 | .50 | 4.20 | .05 | 107.70 | 4.29 | 24.6 | 57 | .44 | 29.5 | | | — |
| 1030 | .50 | 4.70 | .05 | 107.70 | 4.32 | 24.5 | 58 | .41 | 31.7 | V | V | — |
| 1040 | .50 | 5.20 | .05 | 107.70 | 4.32 | 24.5 | 58 | .42 | 32.3 | | | — |
| | | | | | Filtered Turbidity | | | → | 3.18 | | | |

WELL CAPACITY (Gallons Per Foot): 0.75" = 0.02; 1" = 0.04, 1.25" = 0.06; 2" = 0.16; 3" = 0.37; 4" = 0.65, 5" = 1.02; 6" = 1.47; 12" = 5.88
TUBING INSIDE DIA. CAPACITY (Gal./Ft.): 1/8" = 0.0006; 3/16" = 0.0014; 1/4" = 0.0026; 5/16" = 0.004; 3/8" = 0.006; 1/2" = 0.010; 5/8" = 0.016

PURGING EQUIPMENT CODES: B = Bailer; BP = Bladder Pump; ESP = Electric Submersible Pump; PP = Peristaltic Pump; O = Other (Specify)

## SAMPLING DATA

SAMPLED BY (PRINT) / AFFILIATION: Shan Victory / Test America SAMPLER(S) SIGNATURE(S): SAMPLING INITIATED AT: 1041 SAMPLING ENDED AT 1049

PUMP OR TUBING DEPTH IN WELL (feet): 113 TUBING MATERIAL CODE: PE FIELD-FILTERED: (Y) N Filtration Equipment Type: FILTER SIZE: 0.45 µm

FIELD DECONTAMINATION: PUMP Y (N) TUBING Y (N) (replaced) DUPLICATE: Y (N)

| SAMPLE CONTAINER SPECIFICATION | | | | SAMPLE PRESERVATION | | | | | |
|---|---|---|---|---|---|---|---|---|---|
| SAMPLE ID CODE | # CONTAINERS | MATERIAL CODE | VOLUME | PRESERVATIVE USED | TOTAL VOL ADDED IN FIELD (mL) | FINAL pH | INTENDED ANALYSIS AND/OR METHOD | SAMPLING EQUIPMENT CODE | SAMPLE PUMP FLOW RATE (mL per minute) |
| MW-10 | 1 | PE | 500 | UNP | 0 | 4.3 | TDS | BP | 200 |
| | 2 | 1 | 250 | HNO3 | 0 | <2.0 | Metals | | |
| | 2 | 1 | 125/250 | H2SO4 | 0 | <2.0 | 353.2 / 350.1 | | |
| | 2 | V | 125 | UNP | 0 | 4.3 | 1, 353.2 | | |
| | 3 | CG | 40 | UNP | 0 | — | 8260B | | <200 |
| | 3 | CG | 40 | HCl | 0 | — | 8011 | | <200 |

REMARKS: 2 CPM – 15/15 58psi

MATERIAL CODES: AG = Amber Glass; CG = Clear Glass; PE = Polyethylene; PP = Polypropylene; S = Silicone; T = Teflon; O = Other (Specify)

SAMPLING EQUIPMENT CODES: APP = After Peristaltic Pump; B = Bailer; BP = Bladder Pump; ESP = Electric Submersible Pump; RFPP = Reverse Flow Peristaltic Pump; SM = Straw Method (Tubing Gravity Drain); O = Other (Specify)

NOTES: 1. The above do not constitute all of the information required by Chapter 62-160, F.A.C.
2. STABILIZATION CRITERIA FOR RANGE OF VARIATION OF LAST THREE CONSECUTIVE READINGS (SEE FS 2212, SECTION 3)
pH: ± 0.2 units Temperature: ± 0.2 °C Specific Conductance: ± 5% Dissolved Oxygen: all readings ≤ 20% saturation (see Table FS 2200-2); optionally, ± 0.2 mg/L or ± 10% (whichever is greater) Turbidity: all readings ≤ 20 NTU; optionally ± 5 NTU or ± 10% (whichever is greater)

Revision Date: February 12, 2009

# TESTAMERICA ORLANDO FIELD SAMPLING LOG –
## DEP-SOP-001/01- Form FD 9000-24 GROUNDWATER SAMPLING

Meter #'s: M-1 / T-3 PAGE: 1 of

| SITE NAME: Class I Landfill | SITE LOCATION: Lecanto, FL | |
|---|---|---|
| WELL NO: Field Blank | SAMPLE ID: | DATE: 7-22-14 |

## PURGING DATA

| WELL DIAMETER (inches): | TUBING DIAMETER (inches): | WELL SCREEN INTERVAL DEPTH: feet to feet | STATIC DEPTH TO WATER (feet): | PURGE PUMP TYPE OR BAILER: |
|---|---|---|---|---|

WELL VOLUME PURGE: 1 WELL VOLUME = (TOTAL WELL DEPTH – STATIC DEPTH TO WATER) X WELL CAPACITY
(only fill out if applicable)
= ( feet – feet) X gallons/foot = gallons

EQUIPMENT VOLUME PURGE: 1 EQUIPMENT VOL. = PUMP VOLUME + (TUBING CAPACITY X TUBING LENGTH) + FLOW CELL VOLUME
(only fill out if applicable)
= gallons + ( gallons/foot X feet) + gallons = gallons

| INITIAL PUMP OR TUBING DEPTH IN WELL (feet): | FINAL PUMP OR TUBING DEPTH IN WELL (feet): | PURGING INITIATED AT: 927 | PURGING ENDED AT: | TOTAL VOLUME PURGED (gallons): |
|---|---|---|---|---|

| TIME | VOLUME PURGED (gallons) | CUMUL. VOLUME PURGED (gallons) | PURGE RATE (gpm) | DEPTH TO WATER (feet) | pH (standard units) | TEMP. (°C) | COND. (circle units) µmhos/cm or µS/cm | DISSOLVED OXYGEN (circle units) mg/L or % saturation | TURBIDITY (NTUs) | COLOR describe | ODOR | ORP |
|---|---|---|---|---|---|---|---|---|---|---|---|---|
| | | | | | | | | | | | | |

WELL CAPACITY (Gallons Per Foot): 0.75" = 0.02; 1" = 0.04; 1.25" = 0.06; 2" = 0.16; 3" = 0.37; 4" = 0.65; 5" = 1.02; 6" = 1.47; 12" = 5.88
TUBING INSIDE DIA. CAPACITY (Gal./Ft.): 1/8" = 0.0006; 3/16" = 0.0014; 1/4" = 0.0026; 5/16" = 0.004, 3/8" = 0.006; 1/2" = 0.010; 5/8" = 0.016

PURGING EQUIPMENT CODES: B = Bailer; BP = Bladder Pump; ESP = Electric Submersible Pump; PP = Peristaltic Pump; O = Other (Specify)

## SAMPLING DATA

| SAMPLED BY (PRINT) / AFFILIATION: Shawn Victory/TestAmerica | SAMPLER(S) SIGNATURE(S): | SAMPLING INITIATED AT: 914 | SAMPLING ENDED AT: 916 |
|---|---|---|---|
| PUMP OR TUBING DEPTH IN WELL (feet): | TUBING MATERIAL CODE: PE | FIELD-FILTERED: Y (N) Filtration Equipment Type: | FILTER SIZE: ____ µm |
| FIELD DECONTAMINATION: PUMP Y (N) | TUBING Y (N) (replaced) | DUPLICATE: Y (N) | |

| SAMPLE CONTAINER SPECIFICATION | | | | SAMPLE PRESERVATION | | | | | |
|---|---|---|---|---|---|---|---|---|---|
| SAMPLE ID CODE | # CONTAINERS | MATERIAL CODE | VOLUME | PRESERVATIVE USED | TOTAL VOL ADDED IN FIELD (mL) | FINAL pH | INTENDED ANALYSIS AND/OR METHOD | SAMPLING EQUIPMENT CODE | SAMPLE PUMP FLOW RATE (mL per minute) |
| Field Blank | 1 | PE | 500 | UNP | 0 | 6.5 | TDS | BP | 1000 |
| Metals | 1 | 1 | 250 | HNO3 | | <2.0 | Metals | | |
| 1 | 2 | V | 125/250 | H2SO4 | | <2.0 | 353.2/350.1 | | |
| 1 | 2 | | 125 | UNP | | 6.5 | Cl 353.2 | | |
| V | 3 | CG | 40 | UNP | | — | 8260B | V | 150 |
| | 3 | CG | 40 | HCl | | — | 8011 | | 150 |

REMARKS.

MATERIAL CODES: AG = Amber Glass; CG = Clear Glass; PE = Polyethylene; PP = Polypropylene; S = Silicone; T = Teflon; O = Other (Specify)

SAMPLING EQUIPMENT CODES: APP = After Peristaltic Pump; B = Bailer; BP = Bladder Pump; ESP = Electric Submersible Pump; RFPP = Reverse Flow Peristaltic Pump; SM = Straw Method (Tubing Gravity Drain); O = Other (Specify)

NOTES: 1. **The above do not constitute all of the information required by Chapter 62-160, F.A.C.**
2. STABILIZATION CRITERIA FOR RANGE OF VARIATION OF LAST THREE CONSECUTIVE READINGS (SEE FS 2212, SECTION 3)

**pH:** ± 0.2 units **Temperature:** ± 0.2 °C **Specific Conductance:** ± 5% **Dissolved Oxygen:** all readings ≤ 20% saturation (see Table FS 2200-2); optionally, ± 0.2 mg/L or ± 10% (whichever is greater) **Turbidity:** all readings ≤ 20 NTU; optionally ± 5 NTU or ± 10% (whichever is greater)

Revision Date: February 12, 2009

# TESTAMERICA ORLANDO FIELD SAMPLING LOG –
## DEP-SOP-001/01- Form FD 9000-24 GROUNDWATER SAMPLING

Meter #'s: Mini / T-2 PAGE: 1 of 1

| | |
|---|---|
| SITE NAME: Citrus County Landfill | SITE LOCATION: Lacanto, FL |
| WELL NO: MW-18 | SAMPLE ID: |
| DATE: 7-22-14 | |

## PURGING DATA

| WELL DIAMETER (inches): 2 | TUBING DIAMETER (inches): 1/4 | WELL SCREEN INTERVAL DEPTH: 103 feet to 120 feet | STATIC DEPTH TO WATER (feet): 109.01 | PURGE PUMP TYPE OR BAILER: BP |
|---|---|---|---|---|

WELL VOLUME PURGE: 1 WELL VOLUME = (TOTAL WELL DEPTH – STATIC DEPTH TO WATER) X WELL CAPACITY
(only fill out if applicable) 10.69 = ( 119.70 feet – 109.01 feet) X .16 gallons/foot = 1.71 gallons

EQUIPMENT VOLUME PURGE: 1 EQUIPMENT VOL. = PUMP VOLUME + (TUBING CAPACITY X TUBING LENGTH) + FLOW CELL VOLUME
(only fill out if applicable)
= gallons + ( gallons/foot X feet) + gallons = gallons

| INITIAL PUMP OR TUBING DEPTH IN WELL (feet): 115 | FINAL PUMP OR TUBING DEPTH IN WELL (feet). 115 | PURGING INITIATED AT: 1110 | PURGING ENDED AT: 1145 | TOTAL VOLUME PURGED (gallons): 2.7 |
|---|---|---|---|---|

| TIME | VOLUME PURGED (gallons) | CUMUL. VOLUME PURGED (gallons) | PURGE RATE (gpm) | DEPTH TO WATER (feet) | pH (standard units) | TEMP. (°C) | COND. (circle units) µmhos/cm or µS/cm | DISSOLVED OXYGEN (circle units) mg/L or % saturation | TURBIDITY (NTUs) | COLOR describe | ODOR | ORP |
|---|---|---|---|---|---|---|---|---|---|---|---|---|
| 1133 | 1.71 | 1.71 | .07 | water | 4.56 | 24.1 | 55 | 1.32 | 10.3 | clear | NO | — |
| 1139 | .42 | 2.13 | .07 | level | 4.53 | 24.2 | 53 | 1.29 | 12.5 | ↓ | ↓ | — |
| 1145 | .42 | 2.55 | .07 | below | 4.54 | 24.3 | 54 | 1.28 | 13.0 | | | — |
| | | | | TOP | | | | | | | | |
| | | | | of | | | | | | | | |
| | | | | pump | | | | | | | | |

WELL CAPACITY (Gallons Per Foot): 0.75" = 0.02; 1" = 0.04; 1.25" = 0.06; 2" = 0.16; 3" = 0.37; 4" = 0.65; 5" = 1.02; 6" = 1.47; 12" = 5.68
TUBING INSIDE DIA. CAPACITY (Gal./Ft.): 1/8" = 0.0006; 3/16" = 0.0014; 1/4" = 0.0026; 5/16" = 0.004, 3/8" = 0.006; 1/2" = 0.010; 5/8" = 0.016

PURGING EQUIPMENT CODES: B = Bailer; BP = Bladder Pump; ESP = Electric Submersible Pump; PP = Peristaltic Pump; O = Other (Specify)

## SAMPLING DATA

| SAMPLED BY (PRINT) / AFFILIATION: Shawn Victory / Test America | SAMPLER(S) SIGNATURE(S): [signature] | SAMPLING INITIATED AT: 1145 | SAMPLING ENDED AT: 1147 |
|---|---|---|---|
| PUMP OR TUBING DEPTH IN WELL (feet): 115 | TUBING MATERIAL CODE: PE | FIELD-FILTERED: Y (N) Filtration Equipment Type: | FILTER SIZE: ____ µm |

FIELD DECONTAMINATION: PUMP Y (N) TUBING Y (N) (replaced) DUPLICATE: Y (N)

| SAMPLE CONTAINER SPECIFICATION | | | | SAMPLE PRESERVATION | | | INTENDED ANALYSIS AND/OR METHOD | SAMPLING EQUIPMENT CODE | SAMPLE PUMP FLOW RATE (mL per minute) |
|---|---|---|---|---|---|---|---|---|---|
| SAMPLE ID CODE | # CONTAINERS | MATERIAL CODE | VOLUME | PRESERVATIVE USED | TOTAL VOL ADDED IN FIELD (mL) | FINAL pH | | | |
| MW-18 | 3 | CG | 40 | UNP | Ø | — | 8260B | BP | 2150 |

REMARKS: 2 cpm 18/12 60 psi

MATERIAL CODES: AG = Amber Glass; CG = Clear Glass, PE = Polyethylene; PP = Polypropylene; S = Silicone; T = Teflon; O = Other (Specify)

SAMPLING EQUIPMENT CODES: APP = After Peristaltic Pump; B = Bailer; BP = Bladder Pump; ESP = Electric Submersible Pump; RFPP = Reverse Flow Peristaltic Pump; SM = Straw Method (Tubing Gravity Drain); O = Other (Specify)

NOTES: 1. The above do not constitute all of the information required by Chapter 62-160, F.A.C.
2. STABILIZATION CRITERIA FOR RANGE OF VARIATION OF LAST THREE CONSECUTIVE READINGS (SEE FS 2212, SECTION 3)
.43 pH: ± 0.2 units Temperature: ± 0.2 °C Specific Conductance: ± 5% Dissolved Oxygen: all readings ≤ 20% saturation (see Table FS 2200-2); optionally, ± 0.2 mg/L or ± 10% (whichever is greater) Turbidity: all readings ≤ 20 NTU; optionally ± 5 NTU or ± 10% (whichever is greater)

Revision Date: February 12, 2009

# TESTAMERICA ORLANDO FIELD SAMPLING LOG –
## DEP-SOP-001/01- Form FD 9000-24 GROUNDWATER SAMPLING

Meter #'s: M-1 / T-3 PAGE: 1 of 1

SITE NAME: Citrus County Landfill | SITE LOCATION: Lecanto, FL

WELL NO: MW-20 | SAMPLE ID: | DATE: 7-22-14

## PURGING DATA

| WELL DIAMETER (inches): | TUBING DIAMETER (inches): | WELL SCREEN INTERVAL DEPTH: feet to feet | STATIC DEPTH TO WATER (feet): | PURGE PUMP TYPE OR BAILER: |
|---|---|---|---|---|
| 2 | 1/4 | | 113.00 | BP |

WELL VOLUME PURGE: 1 WELL VOLUME = (TOTAL WELL DEPTH – STATIC DEPTH TO WATER) X WELL CAPACITY
(only fill out if applicable)
12.70 = ( 125.70 feet - 113.00 feet) X .16 gallons/foot = 2.03 gallons

EQUIPMENT VOLUME PURGE: 1 EQUIPMENT VOL. = PUMP VOLUME + (TUBING CAPACITY X TUBING LENGTH) + FLOW CELL VOLUME
(only fill out if applicable)
= gallons + ( gallons/foot X feet) + gallons = gallons

| INITIAL PUMP OR TUBING DEPTH IN WELL (feet): | FINAL PUMP OR TUBING DEPTH IN WELL (feet): | PURGING INITIATED AT: | PURGING ENDED AT: | TOTAL VOLUME PURGED (gallons): |
|---|---|---|---|---|
| 122 | 122 | 1210 | 1246 | 3.5 |

| TIME | VOLUME PURGED (gallons) | CUMUL. VOLUME PURGED (gallons) | PURGE RATE (gpm) | DEPTH TO WATER (feet) | pH (standard units) | TEMP. (°C) | COND. (circle units) µmhos/cm or µS/cm | DISSOLVED OXYGEN (circle units) mg/L or % saturation | TURBIDITY (NTUs) | COLOR describe | ODOR | ORP |
|---|---|---|---|---|---|---|---|---|---|---|---|---|
| 1234 | 2.03 | 2.05 | .08 | 113.18 | 5.63 | 25.8 | 347 | .13 | 2.64 | Clear | No | — |
| 1240 | .56 | 2.61 | .08 | 113.18 | 5.64 | 25.8 | 349 | .11 | 2.15 | " | " | — |
| 1246 | .56 | 3.17 | .08 | 113.18 | 5.67 | 25.7 | 350 | .10 | 1.78 | " | " | — |
| | | | | | | | | | | | | |
| | | | | | | | | | | | | |
| | | | | | | | | | | | | |
| | | | | | | | | | | | | |
| | | | | | | | | | | | | |
| | | | | | | | | | | | | |
| | | | | | | | | | | | | |
| | | | | | | | | | | | | |

WELL CAPACITY (Gallons Per Foot). 0.75" = 0.02; 1" = 0.04; 1.25" = 0.06; 2" = 0.16; 3" = 0.37; 4" = 0.66; 5" = 1.02; 6" = 1.47; 12" = 5.88
TUBING INSIDE DIA. CAPACITY (Gal./Ft.): 1/8" = 0.0006; 3/16" = 0.0014; 1/4" = 0.0026; 5/16" = 0.004; 3/8" = 0.006; 1/2" = 0.010; 5/8" = 0.016

PURGING EQUIPMENT CODES: B = Bailer; BP = Bladder Pump; ESP = Electric Submersible Pump; PP = Peristaltic Pump; O = Other (Specify)

## SAMPLING DATA

| SAMPLED BY (PRINT) / AFFILIATION: | SAMPLER(S) SIGNATURE(S): | SAMPLING INITIATED AT: | SAMPLING ENDED AT: |
|---|---|---|---|
| Shawn Vickery / Test America | | 1246 | 1254 |

| PUMP OR TUBING DEPTH IN WELL (feet): | TUBING MATERIAL CODE: | FIELD-FILTERED: Y (N) Filtration Equipment Type: | FILTER SIZE: ____ µm |
|---|---|---|---|
| 122 | PE | | |

FIELD DECONTAMINATION: PUMP Y (N) TUBING Y (N) (replaced) DUPLICATE: Y (N)

| SAMPLE CONTAINER SPECIFICATION | | | | SAMPLE PRESERVATION | | | | | |
|---|---|---|---|---|---|---|---|---|---|
| SAMPLE ID CODE | # CONTAINERS | MATERIAL CODE | VOLUME | PRESERVATIVE USED | TOTAL VOL ADDED IN FIELD (mL) | FINAL pH | INTENDED ANALYSIS AND/OR METHOD | SAMPLING EQUIPMENT CODE | SAMPLE PUMP FLOW RATE (mL per minute) |
| MW-20 | 1 | PE | 500 | UNP | Ø | 5.7 | TDS | BP | 100 |
| " | 1 | " | 250 | HNO3 | " | <2.0 | metals | " | " |
| " | 2 | " | 40/20 | H2SO4 | " | <2.0 | 353.2/350.1 | " | " |
| " | 2 | " | 125 | UNP | " | 5.7 | 353.2 | " | " |
| " | 3 | CG | 40 | UNP | " | — | 8260B | " | <150 |
| " | 3 | CG | 40 | HCl | " | — | 8011 | " | <150 |

REMARKS: 2 cpm 5/15 60 psi

MATERIAL CODES: AG = Amber Glass; CG = Clear Glass; PE = Polyethylene; PP = Polypropylene; S = Silicone; T = Teflon; O = Other (Specify)

SAMPLING EQUIPMENT CODES: APP = After Peristaltic Pump; B = Bailer; BP = Bladder Pump; ESP = Electric Submersible Pump; RFPP = Reverse Flow Peristaltic Pump; SM = Straw Method (Tubing Gravity Drain); O = Other (Specify)

NOTES: 1. **The above do not constitute all of the information required by Chapter 62-160, F.A.C.**
2. STABILIZATION CRITERIA FOR RANGE OF VARIATION OF LAST THREE CONSECUTIVE READINGS (SEE FS 2212, SECTION 3)
**pH:** ± 0.2 units **Temperature:** ± 0.2 °C **Specific Conductance:** ± 5% **Dissolved Oxygen:** all readings ≤ 20% saturation (see Table FS 2200-2); optionally, ± 0.2 mg/L or ± 10% (whichever is greater) **Turbidity:** all readings ≤ 20 NTU; optionally ± 5 NTU or ± 10% (whichever is greater)

Revision Date: February 12, 2009

# TESTAMERICA ORLANDO FIELD SAMPLING LOG –
## DEP-SOP-001/01- Form FD 9000-24 GROUNDWATER SAMPLING

Meter #'s: M-1 / T-3 PAGE: 1 of 1

| SITE NAME: Citrus County Landfill | SITE LOCATION: Lecanto, FL | |
|---|---|---|
| WELL NO: MW-7 | SAMPLE ID: | DATE: 7-22-14 |

## PURGING DATA

| WELL DIAMETER (inches): 2 | TUBING DIAMETER (inches): 1/4 | WELL SCREEN INTERVAL DEPTH: 117 feet to 137 feet | STATIC DEPTH TO WATER (feet): 119.78 | PURGE PUMP TYPE OR BAILER: BP |
|---|---|---|---|---|

WELL VOLUME PURGE: 1 WELL VOLUME = (TOTAL WELL OEPTH – STATIC OEPTH TO WATER) X WELL CAPACITY
(only fill out if applicable) 19.28 = ( 139.06 feet - 119.78 feet) X .16 gallons/foot = 3.08 gallons

EQUIPMENT VOLUME PURGE: 1 EQUIPMENT VOL. = PUMP VOLUME + (TUBING CAPACITY X TUBING LENGTH) + FLOW CELL VOLUME
(only fill out if applicable)
= gallons + ( gallons/foot X feet) + gallons = gallons

| INITIAL PUMP OR TUBING DEPTH IN WELL (feet): 138 | FINAL PUMP OR TUBING DEPTH IN WELL (feet): 138 | PURGING INITIATED AT: 1344 | PURGING ENDED AT: 1426 | TOTAL VOLUME PURGED (gallons): 5.0 |
|---|---|---|---|---|

| TIME | VOLUME PURGED (gallons) | CUMUL. VOLUME PURGED (gallons) | PURGE RATE (gpm) | DEPTH TO WATER (feet) | pH (standard units) | TEMP. (°C) | COND. (circle units) µmhos/cm ~~or mS/cm~~ | DISSOLVED OXYGEN (circle units) ~~mg/L~~ or % saturation | TURBIDITY (NTUs) | COLOR describe | ODOR | ORP |
|---|---|---|---|---|---|---|---|---|---|---|---|---|
| 1412 | 3.08 | 3.08 | .11 | 129.45 | 5.17 | 25.4 | 124 | .17 | 1.22 | Clear | NO | — |
| 1419 | .77 | 3.85 | .11 | 131.20 | 5.16 | 25.5 | 122 | .15 | 0.96 | ↓ | ↓ | — |
| 1426 | .77 | 4.62 | .11 | 132.28 | 5.15 | 25.6 | 118 | .15 | 0.97 | ↓ | ↓ | — |
| | | | | | | | | | | | | |
| | | | | | | | | | | | | |
| | | | | | | | | | | | | |
| | | | | | | | | | | | | |
| | | | | | | | | | | | | |
| | | | | | | | | | | | | |
| | | | | | | | | | | | | |
| | | | | | | | | | | | | |

WELL CAPACITY (Gallons Per Foot): 0.75" = 0.02; 1" = 0.04; 1.25" = 0.06; 2" = 0.16; 3" = 0.37; 4" = 0.65; 5" = 1.02; 6" = 1.47; 12" = 5.86
TUBING INSIDE DIA. CAPACITY (Gal./Ft.): 1/8" = 0.0006; 3/16" = 0.0014; 1/4" = 0.0026; 5/16" = 0.004; 3/8" = 0.006; 1/2" = 0.010; 5/8" = 0.016

PURGING EQUIPMENT CODES: B = Bailer; BP = Bladder Pump; ESP = Electric Submersible Pump; PP = Peristaltic Pump; O = Other (Specify)

## SAMPLING DATA

| SAMPLED BY (PRINT) / AFFILIATION: Shawn Victory / Test America | SAMPLER(S) SIGNATURE(S): Shawn Victory | SAMPLING INITIATED AT: 1426 | SAMPLING ENDED AT 1435 |
|---|---|---|---|
| PUMP OR TUBING DEPTH IN WELL (feet): 138 | TUBING MATERIAL CODE: PE | FIELD-FILTERED: Y N Filtration Equipment Type: | FILTER SIZE: ____ µm |
| FIELD DECONTAMINATION: PUMP Y (N) | TUBING Y (N) (replaced) | DUPLICATE: Y (N) | |

| SAMPLE CONTAINER SPECIFICATION | | | | SAMPLE PRESERVATION | | | | | |
|---|---|---|---|---|---|---|---|---|---|
| SAMPLE ID CODE | # CONTAINERS | MATERIAL CODE | VOLUME | PRESERVATIVE USED | TOTAL VOL ADDED IN FIELD (mL) | FINAL pH | INTENDED ANALYSIS AND/OR METHOD | SAMPLING EQUIPMENT CODE | SAMPLE PUMP FLOW RATE (mL per minute) |
| MW-7 | 1 | PE | 500 | UNP | 0 | 5.1 | TDS | BP | 440 |
| | 1 | ↓ | 250 | HNO3 | ↓ | <2.0 | Metals | ↓ | ↓ |
| ↓ | 2 | ↓ | 125/250 | H2SO4 | ↓ | <2.0 | 353.2 / 350.1 | ↓ | ↓ |
| | 2 | | 125 | UNP | ↓ | 5.1 | Cl / 353.2 | | |
| ↓ | 3 | CG | 40 | UNP | ↓ | — | 8260B | ↓ | <150 |
| | 3 | CG | 40 | HCl | ↓ | — | 6011 | ↓ | <150 |

REMARKS: 2 CPM 15/15 65 PSI

MATERIAL CODES: AG = Amber Glass; CG = Clear Glass; PE = Polyethylene; PP = Polypropylene; B = Silicone; T = Teflon; O = Other (Specify)

SAMPLING EQUIPMENT CODES: APP = After Peristaltic Pump; B = Bailer; BP = Bladder Pump; ESP = Electric Submersible Pump; RFPP = Reverse Flow Peristaltic Pump; SM = Straw Method (Tubing Gravity Drain); O = Other (Specify)

NOTES: 1. The above do not constitute all of the information required by Chapter 62-160, F.A.C.
(77 2. STABILIZATION CRITERIA FOR RANGE OF VARIATION OF LAST THREE CONSECUTIVE READINGS (SEE FS 2212, SECTION 3)
pH: ± 0.2 units Temperature: ± 0.2 °C Specific Conductance: ± 5% Dissolved Oxygen: all readings ≤ 20% saturation (see Table FS 2200-2); optionally, ± 0.2 mg/L or ± 10% (whichever is greater) Turbidity: all readings ≤ 20 NTU, optionally ± 5 NTU or ± 10% (whichever is greater)

Revision Date: February 12, 2009

# TESTAMERICA ORLANDO FIELD SAMPLING LOG –
## DEP-SOP-001/01- Form FD 9000-24 GROUNDWATER SAMPLING

Mater #'s: M-1 / T-3 PAGE: 1 of 1

| | | |
|---|---|---|
| SITE NAME: Citrus County Landfill | SITE LOCATION: Lecanto, FL | |
| WELL NO: MW-12 | SAMPLE ID: | DATE: 7-22-14 |

## PURGING DATA

| WELL DIAMETER (inches): | TUBING DIAMETER (inches): | WELL SCREEN INTERVAL DEPTH: | STATIC DEPTH TO WATER (feet): | PURGE PUMP TYPE OR BAILER: |
|---|---|---|---|---|
| 2 | 1/4 | 90 feet to 110 feet | 97.86 | BP |

WELL VOLUME PURGE: 1 WELL VOLUME = (TOTAL WELL DEPTH – STATIC DEPTH TO WATER) X WELL CAPACITY
(only fill out if applicable)
12.14 = ( 110.0 feet – 97.86 feet) X .16 gallons/foot = 1.94 gallons

EQUIPMENT VOLUME PURGE: 1 EQUIPMENT VOL. = PUMP VOLUME + (TUBING CAPACITY X TUBING LENGTH) + FLOW CELL VOLUME
(only fill out if applicable)
= gallons + ( gallons/foot X faet) + gallons = gallons

| INITIAL PUMP OR TUBING DEPTH IN WELL (feet): | FINAL PUMP OR TUBING DEPTH IN WELL (feet): | PURGING INITIATED AT: | PURGING ENDED AT: | TOTAL VOLUME PURGED (gallons): |
|---|---|---|---|---|
| 107 | 107 | 1503 | 1520 | 3.3 |

| TIME | VOLUME PURGED (gallons) | CUMUL. VOLUME PURGED (gallons) | PURGE RATE (gpm) | DEPTH TO WATER (feet) | pH (standard units) | TEMP. (°C) | COND. (circle units) µmhos/cm or µS/cm | DISSOLVED OXYGEN (circle units) mg/L or % saturation | TURBIDITY (NTUs) | COLOR describe | ODOR | ORP |
|---|---|---|---|---|---|---|---|---|---|---|---|---|
| 1514 | 1.94 | 1.94 | .18 | 98.0 | 6.89 | 23.9 | 583 | .17 | 5.43 | Clear | NO | — |
| 1517 | .54 | 2.48 | .18 | 98.0 | 6.72 | 23.9 | 583 | .19 | 4.14 | ↓ | ↓ | — |
| 1520 | .54 | 3.02 | .18 | 98.0 | 6.74 | 23.9 | 584 | .18 | 3.14 | ↓ | ↓ | — |
| | | | | | | | | | | | | |
| | | | | | | | | | | | | |
| | | | | | | | | | | | | |
| | | | | | | | | | | | | |
| | | | | | | | | | | | | |
| | | | | | | | | | | | | |
| | | | | | | | | | | | | |
| | | | | | | | | | | | | |

WELL CAPACITY (Gallons Per Foot): 0.76" = 0.02; 1" = 0.04; 1.25" = 0.06; 2" = 0.16; 3" = 0.37; 4" = 0.65; 6" = 1.02; 6" = 1.47; 12" = 5.88
TUBING INSIDE DIA. CAPACITY (Gal./Ft.): 1/8" = 0.0006; 3/16" = 0.0014; 1/4" = 0.0026; 5/16" = 0.004; 3/8" = 0.006; 1/2" = 0.010; 5/8" = 0.016

PURGING EQUIPMENT CODES: B = Bailer; BP = Bladder Pump; ESP = Electric Submersible Pump; PP = Peristaltic Pump; O = Other (Specify)

## SAMPLING DATA

| SAMPLED BY (PRINT) / AFFILIATION: | SAMPLER(S) SIGNATURE(S): | SAMPLING INITIATED AT: | SAMPLING ENDED AT: |
|---|---|---|---|
| Shawn Victory / Test America | | 1520 | 1525 |

| PUMP OR TUBING DEPTH IN WELL (feet): | TUBING MATERIAL CODE: | FIELD-FILTERED: Y (N) Filtration Equipment Type: | FILTER SIZE: ____ µm |
|---|---|---|---|
| 107 | PE | | |

FIELD DECONTAMINATION. PUMP Y (N) TUBING Y (N) (replaced) DUPLICATE: Y (N)

| SAMPLE CONTAINER SPECIFICATION | | | | SAMPLE PRESERVATION | | | | | |
|---|---|---|---|---|---|---|---|---|---|
| SAMPLE ID CODE | # CONTAINERS | MATERIAL CODE | VOLUME | PRESERVATIVE USED | TOTAL VOL ADDED IN FIELD (mL) | FINAL pH | INTENDED ANALYSIS AND/OR METHOD | SAMPLING EQUIPMENT CODE | SAMPLE PUMP FLOW RATE (mL per minute) |
| MW-12 | 1 | PE | 500 | UNP | 0 | 6.7 | TDS | BP | 720 |
| | 1 | | 250 | HNO3 | | <2.0 | Metals | | |
| | 2 | | 125/250 | H2SO4 | | <2.0 | 353.2/350.1 | | |
| | 2 | | 125 | UNP | | 6.7 | Cl/353.2 | | |
| | 3 | CG | 40 | UNP | | — | 82608 | | <250 |
| | 3 | CG | 40 | HCl | | — | 8011 | | <250 |

REMARKS:

MATERIAL CODES: AG = Amber Glass; CG = Clear Glass; PE = Polyethylene; PP = Polypropylene; S = Silicone; T = Teflon; O = Other (Specify)

SAMPLING EQUIPMENT CODES: APP = After Peristaltic Pump; B = Bailer; BP = Bladder Pump; ESP = Electric Submersible Pump; RFPP = Reverse Flow Peristaltic Pump; SM = Straw Method (Tubing Gravity Drain); O = Other (Specify)

NOTES: 1. **The above do not constitute all of the information required by Chapter 62-160, F.A.C.**
2. STABILIZATION CRITERIA FOR RANGE OF VARIATION OF LAST THREE CONSECUTIVE READINGS (SEE FS 2212, SECTION 3)
pH: ± 0.2 units Temperature: ± 0.2 °C Specific Conductance: ± 5% Dissolved Oxygen: all readings ≤ 20% saturation (see Table FS 2200-2); optionally, ± 0.2 mg/L or ± 10% (whichever is greater) Turbidity: all readings ≤ 20 NTU; optionally ± 5 NTU or ± 10% (whichever is greater)

49

Revision Date: February 12, 2009

# TESTAMERICA ORLANDO FIELD SAMPLING LOG –
## DEP-SOP-001/01- Form FD 9000-24 GROUNDWATER SAMPLING

Meter #'s: M-1 / T-3 PAGE: 1 of 1

SITE NAME: Citrus County Landfill | SITE LOCATION: Lecanto, FL

WELL NO: MW-13 | SAMPLE ID: | DATE: 7-23-14

## PURGING DATA

| WELL DIAMETER (Inches): | TUBING DIAMETER (Inches): | WELL SCREEN INTERVAL DEPTH: feet to feet | STATIC DEPTH TO WATER (feet): | PURGE PUMP TYPE OR BAILER: |
|---|---|---|---|---|
| 2 | 1/4 | | 106.29 | BP |

WELL VOLUME PURGE: 1 WELL VOLUME = (TOTAL WELL DEPTH – STATIC DEPTH TO WATER) X WELL CAPACITY
(only fill out if applicable) 13.21 = ( 119.50 feet – 106.29 feet) X .16 gallons/foot = 2.11 gallons

EQUIPMENT VOLUME PURGE: 1 EQUIPMENT VOL. = PUMP VOLUME + (TUBING CAPACITY X TUBING LENGTH) + FLOW CELL VOLUME
(only fill out if applicable)
= gallons + ( gallons/foot X feet) + gallons = gallons

| INITIAL PUMP OR TUBING DEPTH IN WELL (feet): | FINAL PUMP OR TUBING DEPTH IN WELL (feet): | PURGING INITIATED AT: | PURGING ENDED AT: | TOTAL VOLUME PURGED (gallons): |
|---|---|---|---|---|
| 117 | 117 | 832 | 856 | 3.5 |

| TIME | VOLUME PURGED (gallons) | CUMUL. VOLUME PURGED (gallons) | PURGE RATE (gpm) | DEPTH TO WATER (feet) | pH (standard units) | TEMP. (°C) | COND. (circle units) µmhos/cm or mS/cm | DISSOLVED OXYGEN (circle units) mg/L or % saturation | TURBIDITY (NTUs) | COLOR describe | ODOR | ORP |
|---|---|---|---|---|---|---|---|---|---|---|---|---|
| 848 | 2.11 | 2.11 | .13 | 106.97 | 5.07 | 23.7 | 85 | .57 | 6.58 | clear | NO | — |
| 852 | .52 | 2.63 | .13 | 106.97 | 5.06 | 23.7 | 85 | .56 | 5.44 | ↓ | ↓ | — |
| 856 | .52 | 3.15 | .13 | 106.97 | 5.05 | 23.7 | 84 | .50 | 4.69 | ↓ | ↓ | — |

WELL CAPACITY (Gallons Per Foot): 0.75" = 0.02; 1" = 0.04; 1.25" = 0.06; 2" = 0.16; 3" = 0.37; 4" = 0.65; 5" = 1.02; 6" = 1.47; 12" = 5.88
TUBING INSIDE DIA. CAPACITY (Gal./Ft.): 1/8" = 0.0006, 3/16" = 0.0014; 1/4" = 0.0026; 5/16" = 0.004; 3/8" = 0.006; 1/2" = 0.010; 5/8" = 0.016

PURGING EQUIPMENT CODES: B = Bailer; BP = Bladder Pump; ESP = Electric Submersible Pump; PP = Peristaltic Pump; O = Other (Specify)

## SAMPLING DATA

SAMPLED BY (PRINT) / AFFILIATION: Shawn Victory / Test America | SAMPLER(S) SIGNATURE(S): Shawn Victory | SAMPLING INITIATED AT: 856 | SAMPLING ENDED AT: 902

PUMP OR TUBING DEPTH IN WELL (feet): 117 | TUBING MATERIAL CODE: PE | FIELD-FILTERED: Y (N) Filtration Equipment Type: | FILTER SIZE: ____ µm

FIELD DECONTAMINATION: PUMP Y (N) TUBING Y (N) (replaced) | DUPLICATE: Y (N)

| SAMPLE CONTAINER SPECIFICATION | | | | SAMPLE PRESERVATION | | | | | | |
|---|---|---|---|---|---|---|---|---|---|---|
| SAMPLE ID CODE | # CONTAINERS | MATERIAL CODE | VOLUME | PRESERVATIVE USED | TOTAL VOL ADDED IN FIELD (mL) | FINAL pH | INTENDED ANALYSIS AND/OR METHOD | SAMPLING EQUIPMENT CODE | SAMPLE PUMP FLOW RATE (mL per minute) |
| MW-13 | 1 | PE | 300 | UNP | 0 | 5.0 | TDS | BP | 520 |
| | 1 | " | 250 | HNO3 | | <2.0 | Metals | | |
| | 2 | " | 125/250 | H2SO4 | | <2.0 | 353.2/350.1 | | |
| | 2 | " | 125 | UNP | | 5.0 | c) / 353.2 | | |
| | 3 | CG | 40 | UNP | | — | 8260B | | <150 |
| | 3 | CG | 40 | HCl | | — | 6011 | | <150 |

REMARKS: 2 cpm 15/15 60 psi

MATERIAL CODES: AG = Amber Glass; CG = Clear Glass; PE = Polyethylene; PP = Polypropylene; S = Silicone; T = Teflon; O = Other (Specify)

SAMPLING EQUIPMENT CODES: APP = After Peristaltic Pump; B = Bailer; BP = Bladder Pump; ESP = Electric Submersible Pump; RFPP = Reverse Flow Peristaltic Pump; SM = Straw Method (Tubing Gravity Drain), O = Other (Specify)

NOTES: 1. **The above do not constitute all of the information required by Chapter 62-160, F.A.C.**
2. STABILIZATION CRITERIA FOR RANGE OF VARIATION OF LAST THREE CONSECUTIVE READINGS (SEE FS 2212, SECTION 3)
**pH:** ± 0.2 units **Temperature:** ± 0.2 °C **Specific Conductance:** ± 5% **Dissolved Oxygen:** all readings ≤ 20% saturation (see Table FS 2200-2); optionally, ± 0.2 mg/L or ± 10% (whichever is greater) **Turbidity:** all readings ≤ 20 NTU; optionally ± 5 NTU or ± 10% (whichever is greater)

Revision Date: February 12, 2009

# TESTAMERICA ORLANDO FIELD SAMPLING LOG –
## DEP-SOP-001/01- Form FD 9000-24 GROUNDWATER SAMPLING

Meter #'s: M-1 / T-3 PAGE: 1 of 1

| | | |
|---|---|---|
| SITE NAME: Citrus County Landfill | SITE LOCATION: Lecanto, FL | |
| WELL NO: MW-15 | SAMPLE ID: | DATE: 7-23-14 |

## PURGING DATA

| WELL DIAMETER (inches): | TUBING DIAMETER (inches): | WELL SCREEN INTERVAL DEPTH: | STATIC DEPTH TO WATER (feet): | PURGE PUMP TYPE OR BAILER: |
|---|---|---|---|---|
| 2 | 1/4 | 110 feet to 130 feet | 117.78 | BP |

WELL VOLUME PURGE: 1 WELL VOLUME = (TOTAL WELL DEPTH – STATIC DEPTH TO WATER) X WELL CAPACITY
(only fill out if applicable) 11.82 = ( 129.60 feet – 117.78 feet) X .16 gallons/foot = 1.90 gallons

EQUIPMENT VOLUME PURGE: 1 EQUIPMENT VOL. = PUMP VOLUME + (TUBING CAPACITY X TUBING LENGTH) + FLOW CELL VOLUME
(only fill out if applicable) = gallons + ( gallons/foot X feet) + gallons = gallons

| INITIAL PUMP OR TUBING DEPTH IN WELL (feet): | FINAL PUMP OR TUBING DEPTH IN WELL (feet): | PURGING INITIATED AT: | PURGING ENDED AT: | TOTAL VOLUME PURGED (gallons): |
|---|---|---|---|---|
| 124 | 124 | 927 | 954 | 3.2 |

| TIME | VOLUME PURGED (gallons) | CUMUL. VOLUME PURGED (gallons) | PURGE RATE (gpm) | DEPTH TO WATER (feet) | pH (standard units) | TEMP. (°C) | COND. (circle units) µmhos/cm or mS/cm | DISSOLVED OXYGEN (circle units) mg/L or % saturation | TURBIDITY (NTUs) | COLOR describe | ODOR | ORP |
|---|---|---|---|---|---|---|---|---|---|---|---|---|
| 944 | 1.90 | 1.90 | .11 | 117.80 | 4.26 | 22.9 | 52 | .40 | 4.68 | clear | NO | — |
| 949 | .55 | 2.45 | .11 | 117.80 | 4.25 | 22.9 | 52 | .38 | 3.32 | " | " | — |
| 954 | .55 | 3.00 | .11 | 117.80 | 4.24 | 22.9 | 51 | .37 | 3.55 | " | " | — |

WELL CAPACITY (Gallons Per Foot): 0.75" = 0.02; 1" = 0.04; 1.25" = 0.06; 2" = 0.16; 3" = 0.37; 4" = 0.65; 5" = 1 02; 6" = 1.47; 12" = 5.88
TUBING INSIDE DIA. CAPACITY (Gal./Ft.): 1/5" = 0.0006; 3/16" = 0.0014; 1/4" = 0.0026; 5/16" = 0 004; 3/8" = 0.006; 1/2" = 0.010; 5/8" = 0.016
PURGING EQUIPMENT CODES: B = Bailer; BP = Bladder Pump; ESP = Electric Submersible Pump; PP = Peristaltic Pump; O = Other (Specify)

## SAMPLING DATA

| SAMPLED BY (PRINT) / AFFILIATION: | SAMPLER(S) SIGNATURE(S): | SAMPLING INITIATED AT: | SAMPLING ENDED AT: |
|---|---|---|---|
| Shaun Victory / Test America | | 954 | 958 |

| PUMP OR TUBING DEPTH IN WELL (feet): | TUBING MATERIAL CODE: | FIELD-FILTERED: Y (N) Filtration Equipment Type: | FILTER SIZE: ____ µm |
|---|---|---|---|
| 124 | PE | | |

FIELD DECONTAMINATION: PUMP Y (N) TUBING Y (N) (replaced) DUPLICATE: Y (N)

| SAMPLE CONTAINER SPECIFICATION | | | | SAMPLE PRESERVATION | | | | | |
|---|---|---|---|---|---|---|---|---|---|
| SAMPLE ID CODE | # CONTAINERS | MATERIAL CODE | VOLUME | PRESERVATIVE USED | TOTAL VOL ADDED IN FIELD (mL) | FINAL pH | INTENDED ANALYSIS AND/OR METHOD | SAMPLING EQUIPMENT CODE | SAMPLE PUMP FLOW RATE (mL per minute) |
| MW-15 | 1 | PE | 500 | UNP | 0 | 9.2 | TDS | BP | 440 |
| | | | 250 | HNO3 | | <2.0 | Metals | | |
| | 2 | | 125/250 | H2SO4 | | <2.0 | 353.2 / 350.1 | | |
| | 2 | | 125 | UNP | | 9.2 | Cl / 353.2 | | |
| | 3 | CB | 40 | UNP | | — | 8260B | | <150 |
| | 3 | CB | 40 | HCl | | — | 8011 | | <150 |

REMARKS: 1 CPM -30/30 70 psi

MATERIAL CODES: AG = Amber Glass; CG = Clear Glass; PE = Polyethylene; PP = Polypropylene; S = Silicone; T = Teflon; O = Other (Specify)

SAMPLING EQUIPMENT CODES: APP = After Peristaltic Pump; B = Bailer; BP = Bladder Pump; ESP = Electric Submersible Pump; RFPP = Reverse Flow Peristaltic Pump; SM = Straw Method (Tubing Gravity Drain); O = Other (Specify)

NOTES: 1. **The above do not constitute all of the information required by Chapter 62-160, F.A.C.**
2. STABILIZATION CRITERIA FOR RANGE OF VARIATION OF LAST THREE CONSECUTIVE READINGS (SEE FS 2212, SECTION 3)
**pH:** ± 0.2 units **Temperature:** ± 0.2 °C **Specific Conductance:** ± 5% **Dissolved Oxygen:** all readings ≤ 20% saturation (see Teble FS 2200-2); optionally, ± 0.2 mg/L or ± 10% (whichever is greater) **Turbidity:** all readings ≤ 20 NTU; optionally ± 5 NTU or ± 10% (whichever is greater)

Revision Date: February 12, 2009

TESTAMERICA ORLANDO FIELD SAMPLING LOG

DEP-SOP-001/01-Form FD 9000-7 Field Parameter Data Sheet for Surface Water

Meter #'s: M-1 / T-3 PAGE: 1 of 1

## Form FD 9000-7: Field Parameter Data Sheet for Surface Water

CLIENT NAME: CDM Smith SAMPLERS: Shaun Victory Time Out: ____

SURVEY/PROJECT: Citrus County Landfill / Leachate Eff Time In: ____

| SAMPLE ID | TIME HR:MIN | TOTAL DEPTH (feet) | SECCHI (feet) | SAMPLE DEPTH (feet) | WATER TEMP (Celsius) | DO (mg/L) | FIELD Ox-Red (mV) | Cond (µS/cm) | SALINITY (ppt) | PH (su) | TURBIDITY (NTU) | Comments |
|---|---|---|---|---|---|---|---|---|---|---|---|---|
| Effluent Leachate | 1105 | 5 | — | Surface | 30.2 | 5.08 | 57.5 | 2944 | — | 7.98 | 4.03 | lt yellow No Sheen |
| | | | | | | | | | | | | |
| | | | | | | | | | | | | |
| | | | | | | | | | | | | |
| | | | | | | | | | | | | |
| | | | | | | | | | | | | |
| | | | | | | | | | | | | |
| | | | | | | | | | | | | |
| | | | | | | | | | | | | |
| | | | | | | | | | | | | |
| | | | | | | | | | | | | |
| | | | | | | | | | | | | |
| | | | | | | | | | | | | |
| | | | | | | | | | | | | |
| | | | | | | | | | | | | |
| | | | | | | | | | | | | |

Instrument Calibrations: YSI 3500 Calibrated to pH 7.00,slope to pH 4.00, pH 6.00= 6.00

KCL Conductivity Standards: 0.001M = — (147µΩ/cm) 0.01M = 1413 (1413µΩ/cm) YSI 85 D.O. Meter Calibrated to 0.42 mg/L @ 23.9 °C Cooler Temp: ___°C

Signature: [signature] Relinquished by: [signature] Date: 7/23/14 Time: 1425

Date Completed: 7/23/14 Received by: _____ Date: / / Time: ____

| | | |
|---|---|---|
| FIELD CONDITIONS FOR STATION# _____ AT TIME _____: | | |
| CLOUD COVER (%): 40% | WIND DIRECTION: North west | TIDAL STAGE: _____ |
| PREVIOUS RAINFALL: _____ | WIND SPEED (MPH/KNOTS): 5to | WAVE CONDITIONS: _____ |

Note: This Sheet is used for recording Sample Data – Calibration information must also be documented

Form FD 9000-24

# GROUNDWATER SAMPLING LOG

| | | | |
|---|---|---|---|
| SITE NAME: Citrus Co. Landfill | | SITE LOCATION: Lecanto | |
| WELL NO.: MW-19 | SAMPLE ID: MW-19 | | DATE: 7-22-14 |

## PURGING DATA

| | | | | |
|---|---|---|---|---|
| WELL DIAMETER (inches): 2" | TUBING DIAMETER (inches): Ø.25 | WELL SCREEN INTERVAL DEPTH: feet to feet | STATIC DEPTH TO WATER (feet): | PURGE PUMP TYPE OR BAILER: BP |

WELL VOLUME PURGE: (only fill out if applicable) 1 WELL VOLUME = (TOTAL WELL DEPTH − STATIC DEPTH TO WATER) X WELL CAPACITY

5.29 = ( 140 feet − 106.88 feet) X Ø.16 gallons/foot = 5.29 gallons

EQUIPMENT VOLUME PURGE: (only fill out if applicable) 1 EQUIPMENT VOL. = PUMP VOLUME + (TUBING CAPACITY X TUBING LENGTH) + FLOW CELL VOLUME

= gallons + ( gallons/foot X feet) + gallons = gallons

| INITIAL PUMP OR TUBING DEPTH IN WELL (feet): | FINAL PUMP OR TUBING DEPTH IN WELL (feet): | PURGING INITIATED AT: | PURGING ENDED AT: | TOTAL VOLUME PURGED (gallons): |
|---|---|---|---|---|
| 117 | 117 | 0919 | 1036 | 8.0 |

| TIME | VOLUME PURGED (gallons) | CUMUL. VOLUME PURGED (gallons) | PURGE RATE (gpm) | DEPTH TO WATER (feet) | pH (standard units) | TEMP. (°C) | COND. (circle units) µmhos/cm or µS/cm | DISSOLVED OXYGEN (circle units) mg/L or % saturation | TURBIDITY (NTUs) | COLOR (describe) | ODOR (describe) | ORP |
|---|---|---|---|---|---|---|---|---|---|---|---|---|
| 1014 | 5.29 | 5.29 | Ø.09 | 107.59 | 5.53 | 23.8 | 61 | Ø.57 | 3.12 | NONE | NO | 21.4 |
| 1025 | 1.32 | 6.61 | Ø.09 | 107.59 | 5.59 | 23.9 | 64 | Ø.56 | 3.34 | ↓ | ↓ | 21.5 |
| 1036 | 1.32 | 7.93 | Ø.09 | 107.59 | 5.59 | 23.8 | 67 | Ø.53 | 3.90 | ↓ | ↓ | 21.6 |
| | | | | | | | | | | | | |
| | | | | | | | | | | | | |
| | | | | | | | | | | | | |
| | | | | | | | | | | | | |
| | | | | | | | | | | | | |
| | | | | | | | | | | | | |
| | | | | | | | | | | | | |

WELL CAPACITY (Gallons Per Foot): 0.75" = 0.02; 1" = 0.04; 1.25" = 0.06; 2" = 0.16; 3" = 0.37; 4" = 0.65; 5" = 1.02; 6" = 1.47; 12" = 5.80

TUBING INSIDE DIA. CAPACITY (Gal./Ft.): 1/8" = 0.0006; 3/16" = 0.0014; 1/4" = 0.0026; 5/16" = 0.004; 3/8" = 0.006; 1/2" = 0.010; 5/8" = 0.016

PURGING EQUIPMENT CODES: B = Bailer; BP = Bladder Pump; ESP = Electric Submersible Pump; PP = Peristaltic Pump; O = Other (Specify)

## SAMPLING DATA

| SAMPLED BY (PRINT) / AFFILIATION: | SAMPLER(S) SIGNATURE(S): | SAMPLING INITIATED AT: | SAMPLING ENDED AT: |
|---|---|---|---|
| Bryan Black / TESTAMERICA | | 1037 | 1040 |

| PUMP OR TUBING DEPTH IN WELL (feet): | TUBING MATERIAL CODE: | FIELD-FILTERED: Y (N) Filtration Equipment Type: | FILTER SIZE: ____ µm |
|---|---|---|---|
| 117 | PE | | |

FIELD DECONTAMINATION: PUMP Y (N) TUBING Y (N) (replaced) DUPLICATE: Y (N)

| SAMPLE CONTAINER SPECIFICATION | | | | SAMPLE PRESERVATION | | | | | |
|---|---|---|---|---|---|---|---|---|---|
| SAMPLE ID CODE | # CONTAINERS | MATERIAL CODE | VOLUME | PRESERVATIVE USED | TOTAL VOL ADDED IN FIELD (mL) | FINAL pH | INTENDED ANALYSIS AND/OR METHOD | SAMPLING EQUIPMENT CODE | SAMPLE PUMP FLOW RATE (mL per minute) |
| MW-19 | 3 | CG | 40ml | HNP | Ø | | 8260B | BP | <100 |
| | | | | | | | | | |
| | | | | | | | | | |
| | | | | | | | | | |
| | | | | | | | | | |
| | | | | | | | | | |

REMARKS: 2 CPM 15/15 60 PSI

MATERIAL CODES: AG = Amber Glass; CG = Clear Glass; PE = Polyethylene; PP = Polypropylene; S = Silicone; T = Teflon; O = Other (Specify)

SAMPLING EQUIPMENT CODES: APP = After Peristaltic Pump; B = Bailer; BP = Bladder Pump; ESP = Electric Submersible Pump; RFPP = Reverse Flow Peristaltic Pump; SM = Straw Method (Tubing Gravity Drain); O = Other (Specify)

NOTES: 1. The above do not constitute all of the information required by Chapter 62-160, F.A.C.

2. STABILIZATION CRITERIA FOR RANGE OF VARIATION OF LAST THREE CONSECUTIVE READINGS (SEE FS 2212 SECTION 3)

pH: ± 0.2 units Temperature: ± 0.2 °C Specific Conductance: ± 5% Dissolved Oxygen: all readings ≤ 20% saturation (see Table FS 220 optionally, ± 0.2 mg/L or ± 10% (whichever is greater) Turbidity: all readings ≤ 20 NTU; optionally ± 5 NTU or ± 10% (whichever is greater)

Revision Date: February 12, 2

Form FD 9000-24

# GROUNDWATER SAMPLING LOG

| SITE NAME: Citrus Co. Landfill | SITE LOCATION: Lecanto | |
|---|---|---|
| WELL NO: MW-21 | SAMPLE ID: MW-21 | DATE: 7-22-14 |

## PURGING DATA

| WELL DIAMETER (inches): 2" | TUBING DIAMETER (inches): Ø.25 | WELL SCREEN INTERVAL DEPTH: 105 feet to 125 feet | STATIC DEPTH TO WATER (feet): 109.03 | PURGE PUMP TYPE OR BAILER: BP |
|---|---|---|---|---|

WELL VOLUME PURGE: (only fill out if applicable) 1 WELL VOLUME = (TOTAL WELL DEPTH − STATIC DEPTH TO WATER) X WELL CAPACITY

(16.38) = ( 125.40 feet − 109.02 feet) X Ø.16 gallons/foot = 2.62 gallons

EQUIPMENT VOLUME PURGE: (only fill out if applicable) 1 EQUIPMENT VOL. = PUMP VOLUME + (TUBING CAPACITY X TUBING LENGTH) + FLOW CELL VOLUME

(33) ~~Ø.41~~ ~~= Ø.03~~ gallons ~~+ 1.0026~~ gallons/foot ~~X~~ 121.5 feet ~~+ Ø.07~~ gallons ~~Ø.44~~ gallons

| INITIAL PUMP OR TUBING DEPTH IN WELL (feet): 121.5 | FINAL PUMP OR TUBING DEPTH IN WELL (feet): 121.5 | PURGING INITIATED AT: 1110 | PURGING ENDED AT: 1329 | TOTAL VOLUME PURGED (gallons): 7.4 |
|---|---|---|---|---|

| TIME | VOLUME PURGED (gallons) | CUMUL. VOLUME PURGED (gallons) | PURGE RATE (gpm) | DEPTH TO WATER (feet) | pH (standard units) | TEMP. (°C) | COND. (circle units) µmhos/cm or µS/cm | DISSOLVED OXYGEN (circle units) mg/L or % saturation | TURBIDITY (NTUs) | COLOR (describe) | ODOR (describe) | ORP |
|---|---|---|---|---|---|---|---|---|---|---|---|---|
| 1214 | 6.1 | 6.1 | Ø.09 | 109.29 | 4.56 | 24.7 | 77 | Ø.43 | 30.0 | LT. CLOUDY | Yes | -66.9 |
| 1221 | .65 | 6.7 | Ø.09 | 109.29 | 4.57 | 24.7 | 77 | Ø.48 | 32.0 | " | Y | -67.0 |
| 1228 | .65 | 7.4 | Ø.09 | 109.29 | 4.57 | 24.8 | 77 | Ø.48 | 33.1 | " | Y | -65.2 |
| | | | | | | | | | 2.21 | | | |
| | | | | | | | | | Filtered | | | |

WELL CAPACITY (Gallons Per Foot): 0.75" = 0.02; 1" = 0.04; 1.25" = 0.06; 2" = 0.16; 3" = 0.37; 4" = 0.65; 5" = 1.02; 6" = 1.47; 12" = 5.88

TUBING INSIDE DIA. CAPACITY (Gal./FL): 1/8" = 0.0006; 3/16" = 0.0014; 1/4" = 0.0026; 5/16" = 0.004; 3/8" = 0.006; 1/2" = 0.010; 5/8" = 0.016

PURGING EQUIPMENT CODES: B = Bailer; BP = Bladder Pump; ESP = Electric Submersible Pump; PP = Peristaltic Pump; O = Other (Specify)

## SAMPLING DATA

| SAMPLED BY (PRINT) / AFFILIATION: Bryan Black / Tetra Tech | SAMPLER(S) SIGNATURE(S): | SAMPLING INITIATED AT: 1329 | SAMPLING ENDED AT: 1345 |
|---|---|---|---|
| PUMP OR TUBING DEPTH IN WELL (feet): 121.5 | TUBING MATERIAL CODE: PE | FIELD-FILTERED: (Y) N Filtration Equipment Type: | FILTER SIZE: 1.0 µm |
| FIELD DECONTAMINATION: PUMP Y (N) | TUBING Y (N) (replaced) | DUPLICATE: Y (N) | |

| SAMPLE CONTAINER SPECIFICATION | | | | SAMPLE PRESERVATION | | | | | |
|---|---|---|---|---|---|---|---|---|---|
| SAMPLE ID CODE | # CONTAINERS | MATERIAL CODE | VOLUME | PRESERVATIVE USED | TOTAL VOL ADDED IN FIELD (mL) | FINAL pH | INTENDED ANALYSIS AND/OR METHOD | SAMPLING EQUIPMENT CODE | SAMPLE PUMP FLOW RATE (mL per minute) |
| MW-21 | 3 | CG | 40mL | NONE | — | | 8260B | BP | < 100 |
| MW-21 | 3 | CG | 40mL | HCL | NONE | | 8011 | BP | < 100 |
| MW-21 | 1 | PE | 250mL | HNO3 | NONE | | 6020, 7470A | BP | 400 |
| MW-21 | 2 | PE | ~~125 H2SO4~~ 250mL | H2SO4 | NONE | | 353.2 | BP | 400 |
| MW-21 | 1 | PE | 125mL | NONE | — | | 300 | BP | 400 |
| MW-21 | 1 | PE | 250 ml | H2SO4 | — | | 350.1 | BP | 400 |
| REMARKS: MW-21 | 1 | PE | 500ml | NONE | — | | 2540C | BP | 400 |

TURB 2.0 GAL 35 NTU, 5.0 GAL 37.5 NTU, 7.4 33.1 NTU

MATERIAL CODES: AG = Amber Glass; CG = Clear Glass; PE = Polyethylene; PP = Polypropylene; S = Silicone; T = Teflon; O = Other (Specify)

SAMPLING EQUIPMENT CODES: APP = After Peristaltic Pump; B = Bailer; BP = Bladder Pump; ESP = Electric Submersible Pump; RFPP = Reverse Flow Peristaltic Pump; SM = Straw Method (Tubing Gravity Drain); O = Other (Specify)

NOTES: 1. The above do not constitute all of the information required by Chapter 62-160, F.A.C.

2. STABILIZATION CRITERIA FOR RANGE OF VARIATION OF LAST THREE CONSECUTIVE READINGS (SEE FS 2212 SECTION 3)

pH: ± 0.2 units Temperature: ± 0.2 °C Specific Conductance: ± 5% Dissolved Oxygen: all readings ≤ 20% saturation (see Table FS 2200 optionally, ± 0.2 mg/L or ± 10% (whichever is greater) Turbidity: all readings ≤ 20 NTU; optionally ± 5 NTU or ± 10% (whichever is greater)

2 GPM 12/18 60 PSI

Revision Date: February 12, 20

Form FD 9000-24

# GROUNDWATER SAMPLING LOG

| SITE NAME: Citrus Co. Landfill | SITE LOCATION: Lecanto | |
|---|---|---|
| WELL NO: MW-3 | SAMPLE ID: MW-3 | DATE: 7-22-14 |

## PURGING DATA

| WELL DIAMETER (inches): 2" | TUBING DIAMETER (inches): Ø.25 | WELL SCREEN INTERVAL DEPTH: 109 feet to 113 feet | STATIC DEPTH TO WATER (feet): 113.41 | PURGE PUMP TYPE OR BAILER: BP |
|---|---|---|---|---|

WELL VOLUME PURGE: 1 WELL VOLUME = (TOTAL WELL DEPTH – STATIC DEPTH TO WATER) X WELL CAPACITY
(only fill out if applicable) (5.59) = ( 119.0 feet – 113.41 feet) X Ø.16 gallons/foot = Ø.89 gallons

EQUIPMENT VOLUME PURGE: 1 EQUIPMENT VOL. = PUMP VOLUME + (TUBING CAPACITY X TUBING LENGTH) + FLOW CELL VOLUME
(only fill out if applicable)
= gallons + ( gallons/foot X feet) + gallons = gallons

| INITIAL PUMP OR TUBING DEPTH IN WELL (feet): 119 | FINAL PUMP OR TUBING DEPTH IN WELL (feet): 119 | PURGING INITIATED AT: 1329 | PURGING ENDED AT: 1436 | TOTAL VOLUME PURGED (gallons): 2.5 |
|---|---|---|---|---|

| TIME | VOLUME PURGED (gallons) | CUMUL. VOLUME PURGED (gallons) | PURGE RATE (gpm) | DEPTH TO WATER (feet) | pH (standard units) | TEMP. (°C) | COND. (circle units) µmhos/cm or µS/cm | DISSOLVED OXYGEN (circle units) (mg/L) or % saturation | TURBIDITY (NTUs) | COLOR (describe) | ODOR (describe) | ORP |
|---|---|---|---|---|---|---|---|---|---|---|---|---|
| 1421 | 2.1 | 2.1 | Ø.03 | 114.91 | 4.88 | 26.3 | 64 | 1.50 | 4.63 | CLEAR | N | 164 |
| 1427 | .22 | 2.3 | Ø.03 | 114.91 | 4.87 | 26.2 | 65 | 1.48 | 4.62 | ↓ | ↓ | 163 |
| 1435 | .22 | 2.5 | Ø.03 | 114.91 | 4.88 | 26.2 | 67 | 1.37 | 4.60 | ↓ | ↓ | 161 |
| | | | | | | | | | | | | |
| | | | | | | | | | | | | |
| | | | | | | | | | | | | |
| | | | | | | | | | | | | |
| | | | | | | | | | | | | |
| | | | | | | | | | | | | |
| | | | | | | | | | | | | |
| | | | | | | | | | | | | |

WELL CAPACITY (Gallons Per Foot): 0.75" = 0.02; 1" = 0.04; 1.25" = 0.06; 2" = 0.16; 3" = 0.37; 4" = 0.65; 5" = 1.02; 6" = 1.47; 12" = 5.88
TUBING INSIDE DIA. CAPACITY (Gal./FL): 1/8" = 0.0006; 3/16" = 0.0014; 1/4" = 0.0026; 5/16" = 0.004; 3/8" = 0.006; 1/2" = 0.010; 5/8" = 0.016

PURGING EQUIPMENT CODES: B = Bailer; BP = Bladder Pump; ESP = Electric Submersible Pump; PP = Peristaltic Pump; O = Other (Specify)

## SAMPLING DATA

| SAMPLED BY (PRINT) / AFFILIATION: Bryan Black Tetratech | SAMPLER(S) SIGNATURE(S): | SAMPLING INITIATED AT: 1436 | SAMPLING ENDED AT: 1445 |
|---|---|---|---|
| PUMP OR TUBING DEPTH IN WELL (feet): 119.0 | TUBING MATERIAL CODE: PE | FIELD-FILTERED: Y (N) Filtration Equipment Type: | FILTER SIZE: ____ µm |
| FIELD DECONTAMINATION: PUMP Y (N) | TUBING Y (N) (replaced) | DUPLICATE: Y (N) | |

| SAMPLE CONTAINER SPECIFICATION | | | | SAMPLE PRESERVATION | | | | | |
|---|---|---|---|---|---|---|---|---|---|
| SAMPLE ID CODE | # CONTAINERS | MATERIAL CODE | VOLUME | PRESERVATIVE USED | TOTAL VOL ADDED IN FIELD (mL) | FINAL pH | INTENDED ANALYSIS AND/OR METHOD | SAMPLING EQUIPMENT CODE | SAMPLE PUMP FLOW RATE (mL per minute) |
| MW-3 | 3 | CG | 40ml | — | NONE | | 8260B | BP | <100 |
| MW-3 | 3 | CG | 40ml | HCL | | | 8011 | | <100 |
| MW-3 | 1 | PE | 250 ml | HNO3 | | | 6020, 7470A | | 300 |
| MW-3 | 2 | PE | 125 ml | H2SO4 | | | 353.2 | | 300 |
| MW-3 | 1 | PE | 125 ml | — | | | 300 | | 300 |
| MW-3 | 1 | PE | 250ml | H2SO4 | | | 350.1 | | 300 |
| REMARKS: MW-3 | 1 | PE | 500ml | — | | | 2540C | | 300 |

MATERIAL CODES: AG = Amber Glass; CG = Clear Glass; PE = Polyethylene; PP = Polypropylene; S = Silicone; T = Teflon; O = Other (Specify)

SAMPLING EQUIPMENT CODES: APP = After Peristaltic Pump; B = Bailer; BP = Bladder Pump; ESP = Electric Submersible Pump; RFPP = Reverse Flow Peristaltic Pump; SM = Straw Method (Tubing Gravity Drain); O = Other (Specify)

NOTES: 1. The above do not constitute all of the information required by Chapter 62-160, F.A.C.
2. STABILIZATION CRITERIA FOR RANGE OF VARIATION OF LAST THREE CONSECUTIVE READINGS (SEE FS 2212, SECTION 3)

pH: ± 0.2 units Temperature: ± 0.2 °C Specific Conductance: ± 5% Dissolved Oxygen: all readings ≤ 20% saturation (see Table FS 2200 optionally, ± 0.2 mg/L or ± 10% (whichever is greater) Turbidity: all readings ≤ 20 NTU; optionally ± 5 NTU or ± 10% (whichever is greater)

1 GPM 40/20

Revision Date: February 12, 20

Form FD 9000-24

# GROUNDWATER SAMPLING LOG

| SITE NAME | Citrus Co. Landfill | SITE LOCATION | Lecanto |
|---|---|---|---|
| WELL NO. | MW-11 | SAMPLE ID: | MW-11 |
| DATE | 7-22-14 | | |

## PURGING DATA

| WELL DIAMETER (inches) | TUBING DIAMETER (inches) | WELL SCREEN INTERVAL DEPTH | STATIC DEPTH TO WATER (feet) | PURGE PUMP TYPE OR BAILER |
|---|---|---|---|---|
| 2" | Ø.25 | 92 feet to 112 feet | 99.19 | BP |

WELL VOLUME PURGE: 1 WELL VOLUME = (TOTAL WELL DEPTH - STATIC DEPTH TO WATER) X WELL CAPACITY
(only fill out if applicable) 2.03 = ( 112 feet - 99.19 feet) X Ø.16 gallons/foot = 2.03 gallons

EQUIPMENT VOLUME PURGE: 1 EQUIPMENT VOL. = PUMP VOLUME + (TUBING CAPACITY X TUBING LENGTH) + FLOW CELL VOLUME
(only fill out if applicable) = gallons + ( gallons/foot X feet) + gallons = gallons

| INITIAL PUMP OR TUBING DEPTH IN WELL (feet) | FINAL PUMP OR TUBING DEPTH IN WELL (feet) | PURGING INITIATED AT | PURGING ENDED AT | TOTAL VOLUME PURGED (gallons) |
|---|---|---|---|---|
| 109 | 109 | 1510 | 1535 | 3.7 |

| TIME | VOLUME PURGED (gallons) | CUMUL. VOLUME PURGED (gallons) | PURGE RATE (gpm) | DEPTH TO WATER (feet) | pH (standard units) | TEMP. (°C) | COND. (circle units) µmhos/cm or µS/cm | DISSOLVED OXYGEN (circle units) mg/L or % saturation | TURBIDITY (NTUs) | COLOR (describe) | ODOR (describe) | ORP |
|---|---|---|---|---|---|---|---|---|---|---|---|---|
| 1523 | 3.5 | 2.5 | Ø.14 | 99.21 | 6.78 | 23.6 | 484 | Ø.57 | 3.47 | CLEAR | NO | 75.1 |
| 1526 | .6 | 3.1 | Ø.14 | ↓ | 6.79 | 23.6 | 485 | Ø.50 | 3.56 | ↓ | ↓ | 75.0 |
| 1530 | .6 | 3.7 | Ø.14 | ↓ | 6.79 | 23.6 | 485 | Ø.47 | 3.44 | ↓ | ↓ | 74.9 |

WELL CAPACITY (Gallons Per Foot): 0.75" = 0.02; 1" = 0.04; 1.25" = 0.06; 2" = 0.16; 3" = 0.37; 4" = 0.65; 5" = 1.02; 6" = 1.47; 12" = 5.80
TUBING INSIDE DIA. CAPACITY (Gal./FL.): 1/8" = 0.0006; 3/16" = 0.0014; 1/4" = 0.0026; 5/16" = 0.004; 3/8" = 0.006; 1/2" = 0.010; 5/8" = 0.016

PURGING EQUIPMENT CODES: B = Bailer; BP = Bladder Pump; ESP = Electric Submersible Pump; PP = Peristaltic Pump; O = Other (Specify)

## SAMPLING DATA

| SAMPLED BY (PRINT) / AFFILIATION | SAMPLER(S) SIGNATURE(S) | SAMPLING INITIATED AT | SAMPLING ENDED AT |
|---|---|---|---|
| Bryan Black / TESTAMERICA | | 1535 | 1548 |

| PUMP OR TUBING DEPTH IN WELL (feet) | TUBING MATERIAL CODE | FIELD-FILTERED: Y (N) | FILTER SIZE: ____ µm |
|---|---|---|---|
| 109 | PE | Filtration Equipment Type: | |

FIELD DECONTAMINATION: PUMP Y (N) TUBING Y (N) (replaced) DUPLICATE: Y (N)

| SAMPLE CONTAINER SPECIFICATION | | | | SAMPLE PRESERVATION | | | | | |
|---|---|---|---|---|---|---|---|---|---|
| SAMPLE ID CODE | # CONTAINERS | MATERIAL CODE | VOLUME | PRESERVATIVE USED | TOTAL VOL ADDED IN FIELD (mL) | FINAL pH | INTENDED ANALYSIS AND/OR METHOD | SAMPLING EQUIPMENT CODE | SAMPLE PUMP FLOW RATE (mL per minute) |
| MW-11 | 3 | CG | 40ml | HCL | NONE | | 8011 | BP | < 100 |
| MW-11 | 3 | CG | 40ml | NONE | | | 82603 | | < 100 |
| MW-11 | 1 | PE | 250ml | $HNO_3$ | | | 6020/7470A | | 400 |
| MW-11 | 2 | ↓ | 125ml | $H_2SO_4$ | | | 353.2 | | ↓ |
| MW-11 | 1 | | 250ml | NONE | | | 300 | | |
| MW-11 | 1 | | 250ml | $H_2SO_4$ | | | 350.1 | | |
| REMARKS: MW-11 | 1 | ↓ | 500ml | NONE | ↓ | | 2540C | ↓ | ↓ |

MATERIAL CODES: AG = Amber Glass; CG = Clear Glass; PE = Polyethylene; PP = Polypropylene; S = Silicone; T = Teflon; O = Other (Specify)

SAMPLING EQUIPMENT CODES: APP = After Peristaltic Pump; B = Bailer; BP = Bladder Pump; ESP = Electric Submersible Pump; RFPP = Reverse Flow Peristaltic Pump; SM = Straw Method (Tubing Gravity Drain); O = Other (Specify)

NOTES: 1. The above do not constitute all of the information required by Chapter 62-160, F.A.C.
2. STABILIZATION CRITERIA FOR RANGE OF VARIATION OF LAST THREE CONSECUTIVE READINGS (SEE FS 2212 SECTION 3)
pH: ± 0.2 units Temperature: ± 0.2 °C Specific Conductance: ± 5% Dissolved Oxygen: all readings ≤ 20% saturation (see Table FS 220 optionally, ± 0.2 mg/L or ± 10% (whichever is greater) Turbidity: all readings ≤ 20 NTU; optionally ± 5 NTU or ± 10% (whichever is greater)

RCDM 15/15 60PSI

Revision Date: February 12, 2

Form FD 9000-24

# GROUNDWATER SAMPLING LOG

| | | | |
|---|---|---|---|
| SITE NAME: Citrus Co. Landfill | SITE LOCATION: Lecanto | | |
| WELL NO.: MW-14 | SAMPLE ID: MW-14 | DATE: 7-23-14 | |

## PURGING DATA

| | | | | |
|---|---|---|---|---|
| WELL DIAMETER (inches): 2" | TUBING DIAMETER (inches): Ø.25 | WELL SCREEN INTERVAL DEPTH: 96 feet to 116 feet | STATIC DEPTH TO WATER (feet): 103.05 | PURGE PUMP TYPE OR BAILER: BP |

WELL VOLUME PURGE: 1 WELL VOLUME = (TOTAL WELL DEPTH − STATIC DEPTH TO WATER) X WELL CAPACITY
(only fill out if applicable) 2.07 = ( 116 feet − 103.05 feet) X Ø.16 gallons/foot = 2.07 gallons

EQUIPMENT VOLUME PURGE: 1 EQUIPMENT VOL. = PUMP VOLUME + (TUBING CAPACITY X TUBING LENGTH) + FLOW CELL VOLUME
(only fill out if applicable)
= gallons + ( gallons/foot X feet) + gallons = gallons

| INITIAL PUMP OR TUBING DEPTH IN WELL (feet): | FINAL PUMP OR TUBING DEPTH IN WELL (feet): | PURGING INITIATED AT: | PURGING ENDED AT: | TOTAL VOLUME PURGED (gallons): |
|---|---|---|---|---|
| 115 | 115 | 0832 | 0900 | 4.2 |

| TIME | VOLUME PURGED (gallons) | CUMUL. VOLUME PURGED (gallons) | PURGE RATE (gpm) | DEPTH TO WATER (feet) | pH (standard units) | TEMP. (°C) | COND. (circle units) µmhos/cm or µS/cm | DISSOLVED OXYGEN (circle units) mg/L or % saturation | TURBIDITY (NTUs) | COLOR (describe) | ODOR (describe) | ORP |
|---|---|---|---|---|---|---|---|---|---|---|---|---|
| 0852 | 3.2 | 3.2 | Ø.15 | 103.10 | 6.68 | 23.4 | 507 | Ø.45 | 3.19 | CLEAR | NO | 44.0 |
| 0858 | .5 | 3.7 | Ø.15 | 103.10 | 6.69 | 23.4 | 508 | Ø.42 | 2.90 | ↓ | ↓ | 39.0 |
| 0900 | .5 | 4.2 | Ø.15 | 103.10 | 6.70 | 23.4 | 508 | Ø.44 | 2.30 | ↓ | ↓ | 21.2 |

WELL CAPACITY (Gallons Per Foot): 0.75" = 0.02; 1" = 0.04; 1.25" = 0.06; 2" = 0.16; 3" = 0.37; 4" = 0.65; 5" = 1.02; 6" = 1.47; 12" = 5.88
TUBING INSIDE DIA. CAPACITY (Gal./FL): 1/8" = 0.0006; 3/16" = 0.0014; 1/4" = 0.0026; 5/16" = 0.004; 3/8" = 0.006; 1/2" = 0.010; 5/8" = 0.016

PURGING EQUIPMENT CODES: B = Bailer; BP = Bladder Pump; ESP = Electric Submersible Pump; PP = Peristaltic Pump; O = Other (Specify)

## SAMPLING DATA

| | | | |
|---|---|---|---|
| SAMPLED BY (PRINT) / AFFILIATION: Bryan Black / Testamerica | SAMPLER(S) SIGNATURE(S): | SAMPLING INITIATED AT: 0900 | SAMPLING ENDED AT: 0920 |
| PUMP OR TUBING DEPTH IN WELL (feet): 115 | TUBING MATERIAL CODE: PE | FIELD-FILTERED: Y (N) Filtration Equipment Type: | FILTER SIZE: ____ µm |
| FIELD DECONTAMINATION: PUMP Y (N) | TUBING Y (N) (replaced) | DUPLICATE: Y (N) | |

| SAMPLE CONTAINER SPECIFICATION | | | | SAMPLE PRESERVATION | | | | | |
|---|---|---|---|---|---|---|---|---|---|
| SAMPLE ID CODE | # CONTAINERS | MATERIAL CODE | VOLUME | PRESERVATIVE USED | TOTAL VOL ADDED IN FIELD (mL) | FINAL pH | INTENDED ANALYSIS AND/OR METHOD | SAMPLING EQUIPMENT CODE | SAMPLE PUMP FLOW RATE (mL per minute) |
| MW-14 | 3 | CG | 40 ml | NONE | NONE | | 8260B | BP | <100 |
| MW-14 | 3 | CG | 40 ml | HCl | | | 8011 | | <100 |
| MW-14 | 1 | PE | 250 ml | $HNO_3$ | | | 6020/7470A | | 400 |
| MW-14 | 2 | PE | 125 ml | $H_2SO_4$ | | | 353.2 | | |
| MW-14 | 1 | PE | 250 ml | NONE | | | 300 | | |
| MW-14 | 1 | PE | 250 ml | $H_2SO_4$ | | | 350.1 | | |
| REMARKS: MW-14 | 1 | PE | 500 ml | NONE | | | 2540C | | |

MATERIAL CODES: AG = Amber Glass; CG = Clear Glass; PE = Polyethylene; PP = Polypropylene; S = Silicone; T = Teflon; O = Other (Specify)

SAMPLING EQUIPMENT CODES: APP = After Peristaltic Pump; B = Bailer; BP = Bladder Pump; ESP = Electric Submersible Pump; RFPP = Reverse Flow Peristaltic Pump; SM = Straw Method (Tubing Gravity Drain); O = Other (Specify)

NOTES: 1. The above do not constitute all of the information required by Chapter 62-160, F.A.C.
2. STABILIZATION CRITERIA FOR RANGE OF VARIATION OF LAST THREE CONSECUTIVE READINGS (SEE FS 2212 SECTION 3)
pH: ± 0.2 units Temperature: ± 0.2 °C Specific Conductance: ± 5% Dissolved Oxygen: all readings ≤ 20% saturation (see Table FS 220 optionally, ± 0.2 mg/L or ± 10% (whichever is greater) Turbidity: all readings ≤ 20 NTU; optionally ± 5 NTU or ± 10% (whichever is greater)

2 GPM 16/14 60 PSI

Revision Date: February 12, 2

Form FD 9000-24

# GROUNDWATER SAMPLING LOG

| | | | |
|---|---|---|---|
| SITE NAME: Citrus Co. Landfill | SITE LOCATION: Lecanto | | |
| WELL NO: MW-17 | SAMPLE ID: MW-17 | DATE: 7.23-14 | |

## PURGING DATA

| | | | | |
|---|---|---|---|---|
| WELL DIAMETER (inches): 2" | TUBING DIAMETER (inches): Ø.25 | WELL SCREEN INTERVAL DEPTH: 98 feet to 118 feet | STATIC DEPTH TO WATER (feet): 105.27 | PURGE PUMP TYPE OR BAILER: BP |

WELL VOLUME PURGE: 1 WELL VOLUME = (TOTAL WELL DEPTH - STATIC DEPTH TO WATER) X WELL CAPACITY
(only fill out if applicable) 2.03 = ( 118 feet - 105.27 feet) X Ø.16 gallons/foot = 2.03 gallons

EQUIPMENT VOLUME PURGE: 1 EQUIPMENT VOL. = PUMP VOLUME + (TUBING CAPACITY X TUBING LENGTH) + FLOW CELL VOLUME
(only fill out if applicable) = gallons + ( gallons/foot X feet) + gallons = gallons

| INITIAL PUMP OR TUBING DEPTH IN WELL (feet): | FINAL PUMP OR TUBING DEPTH IN WELL (feet): | PURGING INITIATED AT: | PURGING ENDED AT: | TOTAL VOLUME PURGED (gallons): |
|---|---|---|---|---|
| 116 | 116 | 0936 | 1013 | 4.0 |

| TIME | VOLUME PURGED (gallons) | CUMUL. VOLUME PURGED (gallons) | PURGE RATE (gpm) | DEPTH TO WATER (feet) | pH (standard units) | TEMP. (°C) | COND. (circle units) µmhos/cm or µS/cm | DISSOLVED OXYGEN (circle units) mg/L or % saturation | TURBIDITY (NTUs) | COLOR (describe) | ODOR (describe) | ORP |
|---|---|---|---|---|---|---|---|---|---|---|---|---|
| 1001 | 3.0 | 3.0 | Ø.10 | 105.31 | 5.17 | 24.1 | 104 | Ø.38 | 4.83 | CLEAR | NO | -24.3 |
| 1007 | .5 | 3.5 | Ø.10 | 105.31 | 5.18 | 24.1 | 105 | Ø.38 | 4.91 | ↓ | ↓ | -30.1 |
| 1013 | .5 | 4.0 | Ø.10 | 105.31 | 5.18 | 24.1 | 105 | Ø.39 | 4.92 | ↓ | ↓ | -30.1 |

WELL CAPACITY (Gallons Per Foot): 0.75" = 0.02; 1" = 0.04; 1.25" = 0.06; 2" = 0.16; 3" = 0.37; 4" = 0.65; 5" = 1.02; 6" = 1.47; 12" = 5.88
TUBING INSIDE DIA. CAPACITY (Gal./FL.): 1/8" = 0.0006; 3/16" = 0.0014; 1/4" = 0.0026; 5/16" = 0.004; 3/8" = 0.006; 1/2" = 0.010; 5/8" = 0.016

PURGING EQUIPMENT CODES: B = Bailer; BP = Bladder Pump; ESP = Electric Submersible Pump; PP = Peristaltic Pump; O = Other (Specify)

## SAMPLING DATA

| | | | |
|---|---|---|---|
| SAMPLED BY (PRINT) / AFFILIATION: Bryan Black / TESTAMERICA | SAMPLER(S) SIGNATURE(S): | SAMPLING INITIATED AT: 1013 | SAMPLING ENDED AT: 1036 |
| PUMP OR TUBING DEPTH IN WELL (feet): 116 | TUBING MATERIAL CODE: PE | FIELD-FILTERED: Y (N) Filtration Equipment Type: | FILTER SIZE: ____ µm |
| FIELD DECONTAMINATION: PUMP Y (N) | TUBING Y (N) (replaced) | DUPLICATE: Y (N) | |

| SAMPLE CONTAINER SPECIFICATION | | | | SAMPLE PRESERVATION | | | | | |
|---|---|---|---|---|---|---|---|---|---|
| SAMPLE ID CODE | # CONTAINERS | MATERIAL CODE | VOLUME | PRESERVATIVE USED | TOTAL VOL ADDED IN FIELD (mL) | FINAL pH | INTENDED ANALYSIS AND/OR METHOD | SAMPLING EQUIPMENT CODE | SAMPLE PUMP FLOW RATE (mL per minute) |
| MW-17 | 3 | CG | 40ml | NONE | NONE | | 8260B | BP | <100 |
| | 3 | CG | 40ml | HCL | | | 8011 | | <100 |
| | 1 | PE | 250ml | $HNO_3$ | | | 6020/7470A | | 400 |
| | 2 | | 125ml | $H_2SO_4$ | | | 353.2 | | 400 |
| | 1 | | 250ml | NONE | | | 300 | | 400 |
| | 1 | | 250ml | $H_2SO_4$ | | | 350.1 | | 400 |
| REMARKS: | 1 | | 500ml | NONE | | | 2540C | | 400 |

MATERIAL CODES: AG = Amber Glass; CG = Clear Glass; PE = Polyethylene; PP = Polypropylene; S = Silicone; T = Teflon; O = Other (Specify)

SAMPLING EQUIPMENT CODES: APP = After Peristaltic Pump; B = Bailer; BP = Bladder Pump; ESP = Electric Submersible Pump; RFPP = Reverse Flow Peristaltic Pump; SM = Straw Method (Tubing Gravity Drain); O = Other (Specify)

NOTES: 1. The above do not constitute all of the information required by Chapter 62-160, F.A.C.
2. STABILIZATION CRITERIA FOR RANGE OF VARIATION OF LAST THREE CONSECUTIVE READINGS (SEE FS 2212 SECTION 3)
pH: ± 0.2 units Temperature: ± 0.2 °C Specific Conductance: ± 5% Dissolved Oxygen: all readings ≤ 20% saturation (see Table FS 220
optionally, ± 0.2 mg/L or ± 10% (whichever is greater) Turbidity: all readings ≤ 20 NTU; optionally ± 5 NTU or ± 10% (whichever is greater)

2 CPM 15/15 60 PSI

Revision Date: February 12, 2

Form FD 9000-24

# GROUNDWATER SAMPLING LOG

SITE NAME: Citrus Co. Land Fill | SITE LOCATION: Lecanto

WELL NO: MW-6 | SAMPLE ID: MW-6 | DATE: 7-23-14

## PURGING DATA

WELL DIAMETER (inches): 2" | TUBING DIAMETER (inches): 0.25 | WELL SCREEN INTERVAL DEPTH: 112 feet to 122 feet | STATIC DEPTH TO WATER (feet): | PURGE PUMP TYPE OR BAILER: BP

WELL VOLUME PURGE: 1 WELL VOLUME = (TOTAL WELL DEPTH - STATIC DEPTH TO WATER) X WELL CAPACITY
(only fill out if applicable) 2.17 = ( 124.70 feet - 111.13 feet) X 0.16 gallons/foot = 2.17 gallons

EQUIPMENT VOLUME PURGE: 1 EQUIPMENT VOL. = PUMP VOLUME + (TUBING CAPACITY X TUBING LENGTH) + FLOW CELL VOLUME
(only fill out if applicable) = gallons + ( gallons/foot X feet) + gallons = gallons

INITIAL PUMP OR TUBING DEPTH IN WELL (feet): 118 | FINAL PUMP OR TUBING DEPTH IN WELL (feet): 118 | PURGING INITIATED AT: 1048 | PURGING ENDED AT: 1124 | TOTAL VOLUME PURGED (gallons): 3.29

| TIME | VOLUME PURGED (gallons) | CUMUL. VOLUME PURGED (gallons) | PURGE RATE (gpm) | DEPTH TO WATER (feet) | pH (standard units) | TEMP. (°C) | COND. (circle units) µmhos/cm or µS/cm | DISSOLVED OXYGEN (circle units) mg/L or % saturation | TURBIDITY (NTUs) | COLOR (describe) | ODOR (describe) | ORP |
|---|---|---|---|---|---|---|---|---|---|---|---|---|
| 1112 | 2.2 | 2.2 | 0.09 | 113.72 | 4.33 | 24.9 | 948 | 0.56 | 2.0 | CLEAR | NO | 246 |
| 1118 | 0.54 | 2.75 | 0.09 | 113.72 | 4.30 | 24.9 | 935 | 0.51 | 1.8 | ↓ | ↓ | 240 |
| 1124 | 0.54 | 3.29 | 0.09 | 113.72 | 4.30 | 24.9 | 930 | 0.53 | 1.3 | ↓ | ↓ | 239 |
| | | | | | | | | | | | | |
| | | | | | | | | | | | | |
| | | | | | | | | | | | | |
| | | | | | | | | | | | | |
| | | | | | | | | | | | | |
| | | | | | | | | | | | | |
| | | | | | | | | | | | | |
| | | | | | | | | | | | | |

WELL CAPACITY (Gallons Per Foot): 0.75" = 0.02; 1" = 0.04; 1.25" = 0.06; 2" = 0.16; 3" = 0.37; 4" = 0.65; 5" = 1.02; 6" = 1.47; 12" = 5.86
TUBING INSIDE DIA. CAPACITY (Gal./FT.): 1/8" = 0.0006; 3/16" = 0.0014; 1/4" = 0.0026; 5/16" = 0.004; 3/8" = 0.006; 1/2" = 0.010; 5/8" = 0.016

PURGING EQUIPMENT CODES: B = Bailer; BP = Bladder Pump; ESP = Electric Submersible Pump; PP = Peristaltic Pump; O = Other (Specify)

## SAMPLING DATA

SAMPLED BY (PRINT) / AFFILIATION: Bryan Black / TESTAMERICA | SAMPLER(S) SIGNATURE(S): | SAMPLING INITIATED AT: 1124 | SAMPLING ENDED AT: 1133

PUMP OR TUBING DEPTH IN WELL (feet): 118 | TUBING MATERIAL CODE: | FIELD-FILTERED: Y (N) | FILTER SIZE: ____ µm | Filtration Equipment Type:

FIELD DECONTAMINATION: PUMP Y (N) TUBING Y (N) (replaced) | DUPLICATE: Y (N)

| SAMPLE CONTAINER SPECIFICATION | | | | SAMPLE PRESERVATION | | | | | |
|---|---|---|---|---|---|---|---|---|---|
| SAMPLE ID CODE | # CONTAINERS | MATERIAL CODE | VOLUME | PRESERVATIVE USED | TOTAL VOL ADDED IN FIELD (mL) | FINAL pH | INTENDED ANALYSIS AND/OR METHOD | SAMPLING EQUIPMENT CODE | SAMPLE PUMP FLOW RATE (mL per minute) |
| MW-6 | 3 | CG | 40 ml | Sodium Thio | NONE | | TTHM | BP | < 100 |
| MW-6 | 1 | PP | 250 ml | HNO3 | NONE | | 6020 | ↓ | 400 |
| MW-6 | 1 | PP | 125 ml | NONE | N/A | | 300 | | 400 |
| MW-6 | 1 | PP | 500 ml | NONE | N/A | | 2540C | | 400 |
| | | | | | | | | | |
| | | | | | | | | | |

REMARKS: CP 4 20/10 60 PSI

MATERIAL CODES: AG = Amber Glass; CG = Clear Glass; PE = Polyethylene; PP = Polypropylene; S = Silicone; T = Teflon; O = Other (Specify)

SAMPLING EQUIPMENT CODES: APP = After Peristaltic Pump; B = Bailer; BP = Bladder Pump; ESP = Electric Submersible Pump; RFPP = Reverse Flow Peristaltic Pump; SM = Straw Method (Tubing Gravity Drain); O = Other (Specify)

NOTES: 1. The above do not constitute all of the information required by Chapter 62-160, F.A.C.
2. STABILIZATION CRITERIA FOR RANGE OF VARIATION OF LAST THREE CONSECUTIVE READINGS (SEE FS 2212 SECTION 3)
pH: ± 0.2 units Temperature: ± 0.2 °C Specific Conductance: ± 5% Dissolved Oxygen: all readings ≤ 20% saturation (see Table FS 220 optionally, ± 0.2 mg/L or ± 10% (whichever is greater) Turbidity: all readings ≤ 20 NTU; optionally ± 5 NTU or ± 10% (whichever is greater)

Revision Date: February 12, 2

## Form FD 9000-8: FIELD INSTRUMENT CALIBRATION RECORDS

INSTRUMENT (MAKE/MODEL#) YSI #556 INSTRUMENT # FD-05

PARAMETER: *[check only one]*

☐ TEMPERATURE ☐ CONDUCTIVITY ☐ SALINITY ☑ pH ☐ ORP
☐ TURBIDITY ☐ RESIDUAL Cl ☐ DO ☐ OTHER _____

STANDARDS: *[Specify the type(s) of standards used for calibration, the origin of the standards, the standard values, and the date the standards were prepared or purchased]*

Standard A 6.99-7.01, Fisher EXP. 06/2015
Standard B 3.99-4.01, Fisher EXP. 07/2015
Standard C 9.98-10.02, Fisher EXP. 06/2015

| DATE (yy/mm/dd) | TIME (hr:min) | STD (A, B, C) | STD VALUE | INSTRUMENT RESPONSE | % DEV | CALIBRATED (YES, NO) | TYPE (INIT, CONT) | SAMPLER INITIALS |
|---|---|---|---|---|---|---|---|---|
| 7-22-14 | 0808 | A | 7.00 | 7.00 | 0 | YES | INT. | BB |
| 7-22-14 | 0809 | B | 4.00 | 4.00 | 0 | YES | INT. | BB |
| 7-22-14 | 0810 | C | 10.00 | 10.01 | 0 | YES | INT. | BB |
| 7-22-14 | 1715 | A | 7.00 | 7.07 | 1% | YES | FINAL | BB |
| 7-22-14 | 1718 | B | 4.00 | 3.98 | 1% | YES | FINAL | BB |
| 7-22-14 | 1720 | C | 10.00 | 9.96 | 1% | YES | FINAL | BB |
| 7-23-14 | 0736 | A | 7.00 | 7.00 | 0 | YES | INT | BB |
| 7-23-14 | 0738 | B | 4.00 | 4.00 | 0 | YES | INT | BB |
| 7-23-14 | 0740 | C | 10.00 | 10.01 | 0 | YES | INT | BB |
| 7-23-14 | 1622 | A | 7.00 | 6.96 | 1% | YES | FINAL | BB |
| 7-23-14 | 1624 | B | 4.00 | 3.98 | 1% | YES | FINAL | BB |
| 7-23-14 | 1626 | C | 10.00 | 10.10 | 1% | YES | FINAL | BB |
| | | | | | | | | |
| | | | | | | | | |
| | | | | | | | | |
| | | | | | | | | |
| | | | | | | | | |
| | | | | | | | | |
| | | | | | | | | |
| | | | | | | | | |
| | | | | | | | | |
| | | | | | | | | |
| | | | | | | | | |

Revision Date: February 1, 2004

## Form FD 9000-8: FIELD INSTRUMENT CALIBRATION RECORDS

INSTRUMENT (MAKE/MODEL#) YSI #556 INSTRUMENT # FD-05

PARAMETER: *[check only one]*

☐ TEMPERATURE ☐ CONDUCTIVITY ☐ SALINITY ☐ pH ☑ ORP
☐ TURBIDITY ☐ RESIDUAL Cl ☐ DO ☐ OTHER _____

STANDARDS: *[Specify the type(s) of standards used for calibration, the origin of the standards, the standard values, and the date the standards were prepared or purchased]*

*Standard A* Ricca ORP, TV-439 EXP. 03/2014

Standard B _____

*Standard C* _____

| DATE (yy/mm/dd) | TIME (hr:min) | STD (A, B, C) | STD VALUE | INSTRUMENT RESPONSE | % DEV | CALIBRATED (YES, NO) | TYPE (INIT., CONT) | SAMPLER INITIALS |
|---|---|---|---|---|---|---|---|---|
| 7-22-14 | 0814 | A | 439 | 439 | 0% | YES | INIT. | BD |
| 7-22-14 | 1710 | A | 439 | 440 | 1% | YES | FINAL | BD |
| 7-23-14 | 0800 | A | 439 | 439 | 0% | YES | INIT. | BD |
| 7-23-14 | 1650 | A | 439 | 444 | 2% | YES | FINAL | BD |
| | | | | | | | | |
| | | | | | | | | |
| | | | | | | | | |
| | | | | | | | | |
| | | | | | | | | |
| | | | | | | | | |
| | | | | | | | | |
| | | | | | | | | |
| | | | | | | | | |
| | | | | | | | | |
| | | | | | | | | |
| | | | | | | | | |
| | | | | | | | | |
| | | | | | | | | |
| | | | | | | | | |
| | | | | | | | | |
| | | | | | | | | |

## Form FD 9000-8: FIELD INSTRUMENT CALIBRATION RECORDS

INSTRUMENT (MAKE/MODEL#) YSI #556 INSTRUMENT # FD-05

PARAMETER: *[check only one]*

☐ TEMPERATURE ☑ CONDUCTIVITY ☐ SALINITY ☐ pH ☐ ORP

☐ TURBIDITY ☐ RESIDUAL Cl ☐ DO ☐ OTHER _____

STANDARDS: *[Specify the type(s) of standards used for calibration, the origin of the standards, the standard values, and the date the standards were prepared or purchased]*

Standard A Fisher, Micromhlamcm 1413

Standard B Exp. 10-16-2014

Standard C Cat # 09-328-11

| DATE (yy/mm/dd) | TIME (hr:min) | STD (A, B, C) | STD VALUE | INSTRUMENT RESPONSE | % DEV | CALIBRATED (YES, NO) | TYPE (INIT., CONT) | SAMPLER INITIALS |
|---|---|---|---|---|---|---|---|---|
| 7-22-14 | 0818 | A | 1413 | 1413 | 0 | YES | INITIAL | BB |
| 7-22-14 | 1700 | A | 1413 | 1414 | +1% | YES | FINAL | BB |
| 7-23-14 | 0750 | A | 1413 | 1413 | 0 | YES | Initial | BB |
| 7-23-14 | 1630 | A | 1413 | 1410 | -1% | YES | Final | BB |
| | | | | | | | | |
| | | | | | | | | |
| | | | | | | | | |
| | | | | | | | | |
| | | | | | | | | |
| | | | | | | | | |
| | | | | | | | | |
| | | | | | | | | |
| | | | | | | | | |
| | | | | | | | | |
| | | | | | | | | |
| | | | | | | | | |
| | | | | | | | | |
| | | | | | | | | |
| | | | | | | | | |
| | | | | | | | | |
| | | | | | | | | |
| | | | | | | | | |

Revision Date: February 1, 2004

## Form FD 9000-8: FIELD INSTRUMENT CALIBRATION RECORDS

INSTRUMENT (MAKE/MODEL#) YSI #556 INSTRUMENT # FD-05

PARAMETER: *[check only one]*

☑ TEMPERATURE ☐ CONDUCTIVITY ☐ SALINITY ☐ pH ☐ ORP
☐ TURBIDITY ☐ RESIDUAL Cl ☑ DO ☐ OTHER _____

STANDARDS: *[Specify the type(s) of standards used for calibration, the origin of the standards, the standard values, and the date the standards were prepared or purchased]*

*Standard A* DI water

Standard B _____

*Standard C* _____

| DATE (yy/mm/dd) | TIME (hr:min) | STD (A, B, C) | STD VALUE | INSTRUMENT RESPONSE | % DEV | CALIBRATED (YES, NO) | TYPE (INIT, CONT) | SAMPLER INITIALS |
|---|---|---|---|---|---|---|---|---|
| 7-22-14 | 0822 | 23.9°c | 8.27 mg/l | 8.29 mg/l | 1% | YES | INITIAL | BB |
| 7-22-14 | 1708 | 26.2°c | 8.08 mg/l | 8.14 mg/l | 3% | YES | Final | BB |
| 7-23-14 | 0752 | 24.0°c | 8.41 mg/l | 8.40 mg/l | 1% | YES | INITIAL | BB |
| 7-23-14 | 1638 | 26.3°c | 8.07 mg/l | 8.14 mg/l | 1% | YES | Final | BB |
| | | | | | | | | |
| | | | | | | | | |
| | | | | | | | | |
| | | | | | | | | |
| | | | | | | | | |
| | | | | | | | | |
| | | | | | | | | |
| | | | | | | | | |
| | | | | | | | | |
| | | | | | | | | |
| | | | | | | | | |
| | | | | | | | | |
| | | | | | | | | |
| | | | | | | | | |
| | | | | | | | | |
| | | | | | | | | |
| | | | | | | | | |
| | | | | | | | | |

## Form FD 9000-8: FIELD INSTRUMENT CALIBRATION RECORDS

INSTRUMENT (MAKE/MODEL#) HACH 2100 Q INSTRUMENT # FD-02

PARAMETER: *[check only one]*

☐ TEMPERATURE ☐ CONDUCTIVITY ☐ SALINITY ☐ pH ☐ ORP
☑ TURBIDITY ☐ RESIDUAL Cl ☐ DO ☐ OTHER _____

STANDARDS: *[Specify the type(s) of standards used for calibration, the origin of the standards, the standard values, and the date the standards were prepared or purchased]*

Standard A 5.47 ± 0.27
Standard B 55.7 ± 2.8
Standard C 513 ± 26

| DATE (yy/mm/dd) | TIME (hr:min) | STD (A, B, C) | STD VALUE | INSTRUMENT RESPONSE | % DEV | CALIBRATED (YES, NO) | TYPE (INIT., CONT) | SAMPLER INITIALS |
|---|---|---|---|---|---|---|---|---|
| 7-22-14 | 0828 | A | 5.47 | 5.50 (+.03) | 1% | YES | INT. | BB |
| 7-22-14 | 0829 | B | 55.7 | 56.0 (+.3) | 1% | YES | INT. | BB |
| 7-22-14 | 0830 | C | 513 | 512 (-1) | 1% | YES | INT. | BB |
| 7-22-14 | 1738 | A | 5.47 | 5.40 (-.07) | 1% | YES | FINAL | BB |
| 7-22-14 | 1740 | B | 55.7 | 55.0 (-.7 | 2% | YES | FINAL | BB |
| 7-22-14 | 1742 | C | 513 | 513 (0) | 0 | YES | FINAL | BB |
| 7-23-14 | 0745 | A | 5.47 | 5.48 (+.01) | 1% | YES | INT. | BB |
| 7-23-14 | 0746 | B | 55.7 | 55.7 (0) | 0 | YES | INT. | BB |
| 7-23-14 | 0747 | C | 513 | 511 (-2) | 1% | YES | INT. | BB |
| 7-23-14 | 1651 | A | 5.47 | 5.47 (0) | 0 | YES | FINAL | BB |
| 7-23-14 | 1652 | B | 55.7 | 56.0 (+.3) | 1% | YES | FINAL | BB |
| 7-23-14 | 1653 | C | 513 | 514 (+1) | 1% | YES | FINAL | BB |
| | | | | | | | | |
| | | | | | | | | |
| | | | | | | | | |
| | | | | | | | | |
| | | | | | | | | |
| | | | | | | | | |
| | | | | | | | | |
| | | | | | | | | |
| | | | | | | | | |
| | | | | | | | | |

Revision Date: February 1, 2004

# Login Sample Receipt Checklist

Client: CDM Smith, Inc.

Job Number: 660-61845-1

**Login Number: 61845**

**List Source: TestAmerica Tampa**

**List Number: 1**

**Creator: Williams, Jennifer**

| Question | Answer | Comment |
|---|---|---|
| Radioactivity wasn't checked or is </= background as measured by a survey meter. | True | |
| The cooler's custody seal, if present, is intact. | True | |
| Sample custody seals, if present, are intact. | True | |
| The cooler or samples do not appear to have been compromised or tampered with. | True | |
| Samples were received on ice. | True | |
| Cooler Temperature is acceptable. | True | |
| Cooler Temperature is recorded. | True | |
| COC is present. | True | |
| COC is filled out in ink and legible. | True | |
| COC is filled out with all pertinent information. | True | |
| Is the Field Sampler's name present on COC? | True | |
| There are no discrepancies between the containers received and the COC. | True | |
| Samples are received within Holding Time. | True | |
| Sample containers have legible labels. | True | |
| Containers are not broken or leaking. | True | |
| Sample collection date/times are provided. | True | |
| Appropriate sample containers are used. | True | |
| Sample bottles are completely filled. | True | |
| Sample Preservation Verified. | True | |
| There is sufficient vol. for all requested analyses, incl. any requested MS/MSDs | True | |
| Containers requiring zero headspace have no headspace or bubble is <6mm (1/4"). | True | |
| Multiphasic samples are not present. | True | |
| Samples do not require splitting or compositing. | True | |
| Residual Chlorine Checked. | N/A | |

# Login Sample Receipt Checklist

Client: CDM Smith, Inc.

Job Number: 660-61845-1

**Login Number: 61845**
**List Number: 2**
**Creator: West, Lauren H**

**List Source: TestAmerica Savannah**
**List Creation: 07/24/14 07:30 AM**

| Question | Answer | Comment |
|---|---|---|
| Radioactivity wasn't checked or is </= background as measured by a survey meter. | N/A | |
| The cooler's custody seal, if present, is intact. | True | |
| Sample custody seals, if present, are intact. | True | |
| The cooler or samples do not appear to have been compromised or tampered with. | True | |
| Samples were received on ice. | True | |
| Cooler Temperature is acceptable. | True | |
| Cooler Temperature is recorded. | True | |
| COC is present. | True | |
| COC is filled out in ink and legible. | True | |
| COC is filled out with all pertinent information. | True | |
| Is the Field Sampler's name present on COC? | N/A | |
| There are no discrepancies between the containers received and the COC. | False | bottle count is off |
| Samples are received within Holding Time. | True | |
| Sample containers have legible labels. | True | |
| Containers are not broken or leaking. | True | |
| Sample collection date/times are provided. | True | |
| Appropriate sample containers are used. | True | |
| Sample bottles are completely filled. | True | |
| Sample Preservation Verified. | N/A | |
| There is sufficient vol. for all requested analyses, incl. any requested MS/MSDs | True | |
| Containers requiring zero headspace have no headspace or bubble is <6mm (1/4"). | N/A | |
| Multiphasic samples are not present. | True | |
| Samples do not require splitting or compositing. | True | |
| Residual Chlorine Checked. | N/A | |

# Login Sample Receipt Checklist

Client: CDM Smith, Inc.

Job Number: 660-61845-1

**Login Number: 61884**

**List Source: TestAmerica Tampa**

**List Number: 1**

**Creator: Williams, Jennifer**

| Question | Answer | Comment |
|---|---|---|
| Radioactivity wasn't checked or is </= background as measured by a survey meter. | True | |
| The cooler's custody seal, if present, is intact. | True | |
| Sample custody seals, if present, are intact. | True | |
| The cooler or samples do not appear to have been compromised or tampered with. | True | |
| Samples were received on ice. | True | |
| Cooler Temperature is acceptable. | True | |
| Cooler Temperature is recorded. | True | |
| COC is present. | True | |
| COC is filled out in ink and legible. | True | |
| COC is filled out with all pertinent information. | True | |
| Is the Field Sampler's name present on COC? | True | |
| There are no discrepancies between the containers received and the COC. | False | Received Trip Blank not listed on COC. |
| Samples are received within Holding Time. | True | |
| Sample containers have legible labels. | True | |
| Containers are not broken or leaking. | True | |
| Sample collection date/times are provided. | True | |
| Appropriate sample containers are used. | True | |
| Sample bottles are completely filled. | True | |
| Sample Preservation Verified. | True | |
| There is sufficient vol. for all requested analyses, incl. any requested MS/MSDs | True | |
| Containers requiring zero headspace have no headspace or bubble is <6mm (1/4"). | True | |
| Multiphasic samples are not present. | True | |
| Samples do not require splitting or compositing. | True | |
| Residual Chlorine Checked. | N/A | |

TestAmerica

THE LEADER IN ENVIRONMENTAL TESTING

# ANALYTICAL REPORT

TestAmerica Laboratories, Inc.
TestAmerica Tampa
6712 Benjamin Road
Suite 100
Tampa, FL 33634
Tel: (813)885-7427

TestAmerica Job ID: 660-61879-1
Client Project/Site: Citrus Co LF Leachate (July 2014)

For:
CDM Smith, Inc.
1715 North Westshore Blvd.
Suite 875
Tampa, Florida 33607

Attn: Mr. Nathan Schmaus

*Authorized for release by:*
*8/12/2014 9:43:43 AM*

Jess Hornsby, Project Manager I
(813)885-7427
jess.hornsby@testamericainc.com

LINKS

Review your project results through TotalAccess

Have a Question? Ask The Expert

Visit us at: www.testamericainc.com

*The test results in this report meet all 2003 NELAC and 2009 TNI requirements for accredited parameters, exceptions are noted in this report. This report may not be reproduced except in full, and with written approval from the laboratory. For questions please contact the Project Manager at the e-mail address or telephone number listed on this page.*

*This report has been electronically signed and authorized by the signatory. Electronic signature is intended to be the legally binding equivalent of a traditionally handwritten signature.*

*Results relate only to the items tested and the sample(s) as received by the laboratory.*

# Table of Contents

Cover Page . . . . . 1
Table of Contents . . . . . 2
Sample Summary . . . . . 3
Case Narrative . . . . . 4
Definitions/Glossary . . . . . 5
Detection Summary . . . . . 6
Client Sample Results . . . . . 7
Surrogate Summary . . . . . 9
QC Sample Results . . . . . 10
QC Association Summary . . . . . 16
Lab Chronicle . . . . . 18
Method Summary . . . . . 19
Certification Summary . . . . . 20
Chain of Custody . . . . . 21
Field Data Sheets . . . . . 23
Receipt Checklists . . . . . 25

# Sample Summary

Client: CDM Smith, Inc.
Project/Site: Citrus Co LF Leachate (July 2014)

TestAmerica Job ID: 660-61879-1

| Lab Sample ID | Client Sample ID | Matrix | Collected | Received |
|---|---|---|---|---|
| 660-61879-1 | Leachate Effluent | Water | 07/23/14 11:05 | 07/24/14 08:00 |
| 660-62144-1 | Leachate Effluent RESMP | Water | 08/07/14 09:35 | 08/08/14 08:40 |
| 660-62144-2 | Trip Blank 62144 | Water | 08/07/14 00:00 | 08/08/14 08:40 |

# Case Narrative

Client: CDM Smith, Inc.
Project/Site: Citrus Co LF Leachate (July 2014)

TestAmerica Job ID: 660-61879-1

## Job ID: 660-61879-1

### Laboratory: TestAmerica Tampa

**Narrative**

**Receipt**
The samples were received on 7/24/2014 8:00 AM and 8/8/2014 8:40 AM; the samples arrived in good condition, properly preserved and on ice. The temperatures of the two coolers at receipt time were 2.8ºC and 4.1ºC.

**GC/MS VOA**
Method 8260B: Due to a laboratory error, the following samples were not analyzed until after holding time expired: Leachate Effluent (660-61879-1), Trip Blank (660-61879-3). Samples were re-collected and submitted on 8/8/14; results of in-hold analysis are reported.

Method 524.2: Insufficient client sample volume was available to perform a matrix spike/matrix spike duplicate (MS/MSD) associated with batch 341282.

No additional analytical or quality issues were noted, other than those described above or in the Definitions/Glossary page.

**Metals**
No analytical or quality issues were noted, other than those described in the Definitions/Glossary page.

**Field Service / Mobile Lab**
No analytical or quality issues were noted, other than those described in the Definitions/Glossary page.

**General Chemistry**
No analytical or quality issues were noted, other than those described in the Definitions/Glossary page.

## Qualifiers

### GC/MS VOA

| Qualifier | Qualifier Description |
|---|---|
| U | Indicates that the compound was analyzed for but not detected. |

### HPLC/IC

| Qualifier | Qualifier Description |
|---|---|
| U | Indicates that the compound was analyzed for but not detected. |

### Metals

| Qualifier | Qualifier Description |
|---|---|
| I | The reported value is between the laboratory method detection limit and the laboratory practical quantitation limit. |
| U | Indicates that the compound was analyzed for but not detected. |

### General Chemistry

| Qualifier | Qualifier Description |
|---|---|
| I | The reported value is between the laboratory method detection limit and the laboratory practical quantitation limit. |
| J3 | Estimated value; value may not be accurate. Spike recovery or RPD outside of criteria. |
| U | Indicates that the compound was analyzed for but not detected. |

## Glossary

| Abbreviation | These commonly used abbreviations may or may not be present in this report. |
|---|---|
| ¤ | Listed under the "D" column to designate that the result is reported on a dry weight basis |
| %R | Percent Recovery |
| CFL | Contains Free Liquid |
| CNF | Contains no Free Liquid |
| DER | Duplicate error ratio (normalized absolute difference) |
| Dil Fac | Dilution Factor |
| DL, RA, RE, IN | Indicates a Dilution, Re-analysis, Re-extraction, or additional Initial metals/anion analysis of the sample |
| DLC | Decision level concentration |
| MDA | Minimum detectable activity |
| EDL | Estimated Detection Limit |
| MDC | Minimum detectable concentration |
| MDL | Method Detection Limit |
| ML | Minimum Level (Dioxin) |
| NC | Not Calculated |
| ND | Not detected at the reporting limit (or MDL or EDL if shown) |
| PQL | Practical Quantitation Limit |
| QC | Quality Control |
| RER | Relative error ratio |
| RL | Reporting Limit or Requested Limit (Radiochemistry) |
| RPD | Relative Percent Difference, a measure of the relative difference between two points |
| TEF | Toxicity Equivalent Factor (Dioxin) |
| TEQ | Toxicity Equivalent Quotient (Dioxin) |

# Detection Summary

Client: CDM Smith, Inc.
Project/Site: Citrus Co LF Leachate (July 2014)

TestAmerica Job ID: 660-61879-1

## Client Sample ID: Leachate Effluent — Lab Sample ID: 660-61879-1

| Analyte | Result | Qualifier | PQL | MDL | Unit | Dil Fac | D | Method | Prep Type |
|---|---|---|---|---|---|---|---|---|---|
| Bromodichloromethane | 19 | | 0.50 | 0.10 | ug/L | 1 | | 524.2 | Total/NA |
| Bromoform | 2.0 | | 0.50 | 0.39 | ug/L | 1 | | 524.2 | Total/NA |
| Chloroform | 27 | | 0.50 | 0.29 | ug/L | 1 | | 524.2 | Total/NA |
| Dibromochloromethane | 8.7 | | 0.50 | 0.43 | ug/L | 1 | | 524.2 | Total/NA |
| Trihalomethanes, Total | 57 | | 0.50 | 0.10 | ug/L | 1 | | 524.2 | Total/NA |
| Chloride | 640 | | 10 | 5.0 | mg/L | 20 | | 300.0 | Total/NA |
| Arsenic | 13 | | 2.5 | 1.3 | ug/L | 1 | | 6020A | Total Recoverable |
| Barium | 43 | | 5.0 | 1.3 | ug/L | 1 | | 6020A | Total Recoverable |
| Cadmium | 0.93 | | 0.50 | 0.095 | ug/L | 1 | | 6020A | Total Recoverable |
| Chromium | 8.2 | | 5.0 | 2.5 | ug/L | 1 | | 6020A | Total Recoverable |
| Iron | 430 | | 100 | 33 | ug/L | 1 | | 6020A | Total Recoverable |
| Lead | 2.2 | | 1.5 | 0.20 | ug/L | 1 | | 6020A | Total Recoverable |
| Selenium | 1.1 | I | 2.5 | 1.0 | ug/L | 1 | | 6020A | Total Recoverable |
| Silver | 0.39 | I | 1.0 | 0.25 | ug/L | 1 | | 6020A | Total Recoverable |
| Sodium | 380 | | 0.50 | 0.25 | mg/L | 1 | | 6020A | Total Recoverable |
| Ammonia | 0.14 | | 0.050 | 0.026 | mg/L | 1 | | 350.1 | Total/NA |
| Total Dissolved Solids | 1400 | | 50 | 50 | mg/L | 1 | | SM 2540C | Total/NA |
| Color | Light yellow | | | | No Unit | 1 | | Field Sampling | Total/NA |
| Field pH | 7.98 | | | | SU | 1 | | Field Sampling | Total/NA |
| Field Temperature | 30.2 | | | | Degrees C | 1 | | Field Sampling | Total/NA |
| Oxygen, Dissolved | 5.08 | | | | mg/L | 1 | | Field Sampling | Total/NA |
| Sheen | No | | | | No Unit | 1 | | Field Sampling | Total/NA |
| Specific Conductance | 2944 | | | | uS/cm | 1 | | Field Sampling | Total/NA |
| Turbidity | 4.03 | | | | NTU | 1 | | Field Sampling | Total/NA |
| Water Level | 0 | | | | ft | 1 | | Field Sampling | Total/NA |

## Client Sample ID: Leachate Effluent RESMP — Lab Sample ID: 660-62144-1

| Analyte | Result | Qualifier | PQL | MDL | Unit | Dil Fac | D | Method | Prep Type |
|---|---|---|---|---|---|---|---|---|---|
| Color | Lt. Yellow | | | | NONE | 1 | | Field Sampling | Total/NA |
| Field pH | 7.81 | | | | SU | 1 | | Field Sampling | Total/NA |
| Field Temperature | 30.3 | | | | Degrees C | 1 | | Field Sampling | Total/NA |
| Oxygen, Dissolved | 5.04 | | | | mg/L | 1 | | Field Sampling | Total/NA |
| Sheen | No | | | | NONE | 1 | | Field Sampling | Total/NA |
| Specific Conductance | 3214 | | | | umhos/cm | 1 | | Field Sampling | Total/NA |
| Turbidity | 6.85 | | | | NTU | 1 | | Field Sampling | Total/NA |
| Water Level | 5 | | | | ft | 1 | | Field Sampling | Total/NA |

## Client Sample ID: Trip Blank 62144 — Lab Sample ID: 660-62144-2

No Detections.

This Detection Summary does not include radiochemical test results.

Client: CDM Smith, Inc.
Project/Site: Citrus Co LF Leachate (July 2014)

TestAmerica Job ID: 660-61879-1

## Client Sample ID: Leachate Effluent

**Lab Sample ID: 660-61879-1**

**Date Collected: 07/23/14 11:05**

**Matrix: Water**

**Date Received: 07/24/14 08:00**

### Method: 524.2 - Total Trihalomethane Calculation

| Analyte | Result | Qualifier | PQL | MDL | Unit | D | Prepared | Analyzed | Dil Fac |
|---|---|---|---|---|---|---|---|---|---|
| Bromodichloromethane | 19 | | 0.50 | 0.10 | ug/L | | | 07/29/14 16:14 | 1 |
| Bromoform | 2.0 | | 0.50 | 0.39 | ug/L | | | 07/29/14 16:14 | 1 |
| Chloroform | 27 | | 0.50 | 0.29 | ug/L | | | 07/29/14 16:14 | 1 |
| Dibromochloromethane | 8.7 | | 0.50 | 0.43 | ug/L | | | 07/29/14 16:14 | 1 |
| Trihalomethanes, Total | 57 | | 0.50 | 0.10 | ug/L | | | 07/29/14 16:14 | 1 |

| *Surrogate* | *%Recovery* | *Qualifier* | *Limits* | *Prepared* | *Analyzed* | *Dil Fac* |
|---|---|---|---|---|---|---|
| *4-Bromofluorobenzene* | *91* | | *70 - 130* | | *07/29/14 16:14* | *1* |
| *1,2-Dichlorobenzene-d4* | *90* | | *70 - 130* | | *07/29/14 16:14* | *1* |

### Method: 300.0 - Anions, Ion Chromatography

| Analyte | Result | Qualifier | PQL | MDL | Unit | D | Prepared | Analyzed | Dil Fac |
|---|---|---|---|---|---|---|---|---|---|
| Chloride | 640 | | 10 | 5.0 | mg/L | | | 07/31/14 03:23 | 20 |

### Method: 6020A - Metals (ICP/MS) - Total Recoverable

| Analyte | Result | Qualifier | PQL | MDL | Unit | D | Prepared | Analyzed | Dil Fac |
|---|---|---|---|---|---|---|---|---|---|
| Arsenic | 13 | | 2.5 | 1.3 | ug/L | | 07/31/14 08:39 | 08/02/14 16:12 | 1 |
| Barium | 43 | | 5.0 | 1.3 | ug/L | | 07/31/14 08:39 | 08/02/14 16:12 | 1 |
| Cadmium | 0.93 | | 0.50 | 0.095 | ug/L | | 07/31/14 08:39 | 08/02/14 16:12 | 1 |
| Chromium | 8.2 | | 5.0 | 2.5 | ug/L | | 07/31/14 08:39 | 08/02/14 16:12 | 1 |
| Iron | 430 | | 100 | 33 | ug/L | | 07/31/14 08:39 | 08/02/14 16:12 | 1 |
| Lead | 2.2 | | 1.5 | 0.20 | ug/L | | 07/31/14 08:39 | 08/02/14 16:12 | 1 |
| Selenium | 1.1 | I | 2.5 | 1.0 | ug/L | | 07/31/14 08:39 | 08/02/14 16:12 | 1 |
| Silver | 0.39 | I | 1.0 | 0.25 | ug/L | | 07/31/14 08:39 | 08/02/14 16:12 | 1 |
| Sodium | 380 | | 0.50 | 0.25 | mg/L | | 07/31/14 08:39 | 08/02/14 16:12 | 1 |

### Method: 7470A - Mercury

| Analyte | Result | Qualifier | PQL | MDL | Unit | D | Prepared | Analyzed | Dil Fac |
|---|---|---|---|---|---|---|---|---|---|
| Mercury | 0.091 | U | 0.20 | 0.091 | ug/L | | 08/04/14 08:47 | 08/05/14 14:39 | 1 |

### General Chemistry

| Analyte | Result | Qualifier | PQL | MDL | Unit | D | Prepared | Analyzed | Dil Fac |
|---|---|---|---|---|---|---|---|---|---|
| Ammonia | 0.14 | | 0.050 | 0.026 | mg/L | | | 07/29/14 15:55 | 1 |
| Total Dissolved Solids | 1400 | | 50 | 50 | mg/L | | | 07/29/14 11:50 | 1 |

### Method: Field Sampling - Field Sampling

| Analyte | Result | Qualifier | PQL | MDL | Unit | D | Prepared | Analyzed | Dil Fac |
|---|---|---|---|---|---|---|---|---|---|
| Color | Light yellow | | | | No Unit | | | 07/23/14 11:05 | 1 |
| Field pH | 7.98 | | | | SU | | | 07/23/14 11:05 | 1 |
| Field Temperature | 30.2 | | | | Degrees C | | | 07/23/14 11:05 | 1 |
| Oxygen, Dissolved | 5.08 | | | | mg/L | | | 07/23/14 11:05 | 1 |
| Sheen | No | | | | No Unit | | | 07/23/14 11:05 | 1 |
| Specific Conductance | 2944 | | | | uS/cm | | | 07/23/14 11:05 | 1 |
| Turbidity | 4.03 | | | | NTU | | | 07/23/14 11:05 | 1 |
| Water Level | 0 | | | | ft | | | 07/23/14 11:05 | 1 |

Client: CDM Smith, Inc.
Project/Site: Citrus Co LF Leachate (July 2014)

TestAmerica Job ID: 660-61879-1

## Client Sample ID: Leachate Effluent RESMP

**Lab Sample ID: 660-62144-1**

**Date Collected: 08/07/14 09:35**
**Matrix: Water**
**Date Received: 08/08/14 08:40**

### Method: 8260B - Volatile Organic Compounds (GC/MS)

| Analyte | Result | Qualifier | PQL | MDL | Unit | D | Prepared | Analyzed | Dil Fac |
|---|---|---|---|---|---|---|---|---|---|
| Benzene | 0.50 | U | 1.0 | 0.50 | ug/L | | | 08/08/14 12:51 | 1 |
| Ethylbenzene | 0.44 | U | 1.0 | 0.44 | ug/L | | | 08/08/14 12:51 | 1 |
| Toluene | 0.51 | U | 1.0 | 0.51 | ug/L | | | 08/08/14 12:51 | 1 |
| Vinyl chloride | 0.50 | U | 1.0 | 0.50 | ug/L | | | 08/08/14 12:51 | 1 |
| Xylenes, Total | 0.50 | U | 3.0 | 0.50 | ug/L | | | 08/08/14 12:51 | 1 |

| *Surrogate* | *%Recovery* | *Qualifier* | *Limits* | *Prepared* | *Analyzed* | *Dil Fac* |
|---|---|---|---|---|---|---|
| *4-Bromofluorobenzene* | *100* | | *70 - 130* | | *08/08/14 12:51* | *1* |
| *Dibromofluoromethane* | *102* | | *70 - 130* | | *08/08/14 12:51* | *1* |
| *Toluene-d8 (Surr)* | *101* | | *70 - 130* | | *08/08/14 12:51* | *1* |

### Method: Field Sampling - Field Sampling

| Analyte | Result | Qualifier | PQL | MDL | Unit | D | Prepared | Analyzed | Dil Fac |
|---|---|---|---|---|---|---|---|---|---|
| **Color** | **Lt. Yellow** | | | | NONE | | | 08/07/14 09:35 | 1 |
| **Field pH** | **7.81** | | | | SU | | | 08/07/14 09:35 | 1 |
| **Field Temperature** | **30.3** | | | | Degrees C | | | 08/07/14 09:35 | 1 |
| **Oxygen, Dissolved** | **5.04** | | | | mg/L | | | 08/07/14 09:35 | 1 |
| **Sheen** | **No** | | | | NONE | | | 08/07/14 09:35 | 1 |
| **Specific Conductance** | **3214** | | | | umhos/cm | | | 08/07/14 09:35 | 1 |
| **Turbidity** | **6.85** | | | | NTU | | | 08/07/14 09:35 | 1 |
| **Water Level** | **5** | | | | ft | | | 08/07/14 09:35 | 1 |

## Client Sample ID: Trip Blank 62144

**Lab Sample ID: 660-62144-2**

**Date Collected: 08/07/14 00:00**
**Matrix: Water**
**Date Received: 08/08/14 08:40**

### Method: 8260B - Volatile Organic Compounds (GC/MS)

| Analyte | Result | Qualifier | PQL | MDL | Unit | D | Prepared | Analyzed | Dil Fac |
|---|---|---|---|---|---|---|---|---|---|
| Benzene | 0.50 | U | 1.0 | 0.50 | ug/L | | | 08/08/14 12:32 | 1 |
| Ethylbenzene | 0.44 | U | 1.0 | 0.44 | ug/L | | | 08/08/14 12:32 | 1 |
| Toluene | 0.51 | U | 1.0 | 0.51 | ug/L | | | 08/08/14 12:32 | 1 |
| Vinyl chloride | 0.50 | U | 1.0 | 0.50 | ug/L | | | 08/08/14 12:32 | 1 |
| Xylenes, Total | 0.50 | U | 3.0 | 0.50 | ug/L | | | 08/08/14 12:32 | 1 |

| *Surrogate* | *%Recovery* | *Qualifier* | *Limits* | *Prepared* | *Analyzed* | *Dil Fac* |
|---|---|---|---|---|---|---|
| *4-Bromofluorobenzene* | *105* | | *70 - 130* | | *08/08/14 12:32* | *1* |
| *Dibromofluoromethane* | *100* | | *70 - 130* | | *08/08/14 12:32* | *1* |
| *Toluene-d8 (Surr)* | *102* | | *70 - 130* | | *08/08/14 12:32* | *1* |

# Surrogate Summary

Client: CDM Smith, Inc.
Project/Site: Citrus Co LF Leachate (July 2014)

TestAmerica Job ID: 660-61879-1

## Method: 524.2 - Total Trihalomethane Calculation

**Matrix: Water** **Prep Type: Total/NA**

| | | Percent Surrogate Recovery (Acceptance Limits) | | | | | | | | | |
|---|---|---|---|---|---|---|---|---|---|---|---|
| | | BFB | 12DCB | | | | | | | | |
| Lab Sample ID | Client Sample ID | (70-130) | (70-130) | | | | | | | | |
| 660-61879-1 | Leachate Effluent | 91 | 90 | | | | | | | | |
| LCS 680-341282/3 | Lab Control Sample | 97 | 97 | | | | | | | | |
| LCSD 680-341282/4 | Lab Control Sample Dup | 105 | 96 | | | | | | | | |
| MB 680-341282/7 | Method Blank | 95 | 92 | | | | | | | | |

**Surrogate Legend**

BFB = 4-Bromofluorobenzene

12DCB = 1,2-Dichlorobenzene-d4

## Method: 8260B - Volatile Organic Compounds (GC/MS)

**Matrix: Water** **Prep Type: Total/NA**

| | | Percent Surrogate Recovery (Acceptance Limits) | | | | | | | | | |
|---|---|---|---|---|---|---|---|---|---|---|---|
| | | BFB | DBFM | TOL | | | | | | | |
| Lab Sample ID | Client Sample ID | (70-130) | (70-130) | (70-130) | | | | | | | |
| 660-62106-A-3 DU | Duplicate | 100 | 100 | 101 | | | | | | | |
| 660-62106-A-4 MS | Matrix Spike | 98 | 102 | 92 | | | | | | | |
| 660-62144-1 | Leachate Effluent RESMP | 100 | 102 | 101 | | | | | | | |
| 660-62144-2 | Trip Blank 62144 | 105 | 100 | 102 | | | | | | | |
| LCS 660-150534/4 | Lab Control Sample | 100 | 101 | 99 | | | | | | | |
| MB 660-150534/6 | Method Blank | 97 | 101 | 95 | | | | | | | |

**Surrogate Legend**

BFB = 4-Bromofluorobenzene

DBFM = Dibromofluoromethane

TOL = Toluene-d8 (Surr)

## Method: 524.2 - Total Trihalomethane Calculation

**Lab Sample ID: MB 680-341282/7**
**Matrix: Water**
**Analysis Batch: 341282**

**Client Sample ID: Method Blank**
**Prep Type: Total/NA**

| Analyte | MB Result | MB Qualifier | PQL | MDL | Unit | D | Prepared | Analyzed | Dil Fac |
|---|---|---|---|---|---|---|---|---|---|
| Bromodichloromethane | 0.10 | U | 0.50 | 0.10 | ug/L | | | 07/29/14 11:24 | 1 |
| Bromoform | 0.39 | U | 0.50 | 0.39 | ug/L | | | 07/29/14 11:24 | 1 |
| Chloroform | 0.29 | U | 0.50 | 0.29 | ug/L | | | 07/29/14 11:24 | 1 |
| Dibromochloromethane | 0.43 | U | 0.50 | 0.43 | ug/L | | | 07/29/14 11:24 | 1 |
| Trihalomethanes, Total | 0.10 | U | 0.50 | 0.10 | ug/L | | | 07/29/14 11:24 | 1 |

| *Surrogate* | *MB %Recovery* | *MB Qualifier* | *Limits* | *Prepared* | *Analyzed* | *Dil Fac* |
|---|---|---|---|---|---|---|
| *4-Bromofluorobenzene* | *95* | | *70 - 130* | | *07/29/14 11:24* | *1* |
| *1,2-Dichlorobenzene-d4* | *92* | | *70 - 130* | | *07/29/14 11:24* | *1* |

**Lab Sample ID: LCS 680-341282/3**
**Matrix: Water**
**Analysis Batch: 341282**

**Client Sample ID: Lab Control Sample**
**Prep Type: Total/NA**

| Analyte | | | Spike Added | LCS Result | LCS Qualifier | Unit | D | %Rec | %Rec. Limits | | |
|---|---|---|---|---|---|---|---|---|---|---|---|
| Bromodichloromethane | | | 20.0 | 21.5 | | ug/L | | 108 | 70 - 130 | | |
| Bromoform | | | 20.0 | 20.6 | | ug/L | | 103 | 70 - 130 | | |
| Chloroform | | | 20.0 | 20.0 | | ug/L | | 100 | 70 - 130 | | |
| Dibromochloromethane | | | 20.0 | 22.1 | | ug/L | | 110 | 70 - 130 | | |
| Trihalomethanes, Total | | | 80.0 | 84.2 | | ug/L | | 105 | 70 - 130 | | |

| *Surrogate* | *LCS %Recovery* | *LCS Qualifier* | *Limits* |
|---|---|---|---|
| *4-Bromofluorobenzene* | *97* | | *70 - 130* |
| *1,2-Dichlorobenzene-d4* | *97* | | *70 - 130* |

**Lab Sample ID: LCSD 680-341282/4**
**Matrix: Water**
**Analysis Batch: 341282**

**Client Sample ID: Lab Control Sample Dup**
**Prep Type: Total/NA**

| Analyte | | | Spike Added | LCSD Result | LCSD Qualifier | Unit | D | %Rec | %Rec. Limits | RPD | RPD Limit |
|---|---|---|---|---|---|---|---|---|---|---|---|
| Bromodichloromethane | | | 20.0 | 22.0 | | ug/L | | 110 | 70 - 130 | 2 | 30 |
| Bromoform | | | 20.0 | 21.2 | | ug/L | | 106 | 70 - 130 | 2 | 30 |
| Chloroform | | | 20.0 | 20.1 | | ug/L | | 100 | 70 - 130 | 0 | 30 |
| Dibromochloromethane | | | 20.0 | 22.2 | | ug/L | | 111 | 70 - 130 | 0 | 30 |
| Trihalomethanes, Total | | | 80.0 | 85.5 | | ug/L | | 107 | 70 - 130 | 2 | 30 |

| *Surrogate* | *LCSD %Recovery* | *LCSD Qualifier* | *Limits* |
|---|---|---|---|
| *4-Bromofluorobenzene* | *105* | | *70 - 130* |
| *1,2-Dichlorobenzene-d4* | *96* | | *70 - 130* |

## Method: 8260B - Volatile Organic Compounds (GC/MS)

**Lab Sample ID: MB 660-150534/6**
**Matrix: Water**
**Analysis Batch: 150534**

**Client Sample ID: Method Blank**
**Prep Type: Total/NA**

| Analyte | MB Result | MB Qualifier | PQL | MDL | Unit | D | Prepared | Analyzed | Dil Fac |
|---|---|---|---|---|---|---|---|---|---|
| Benzene | 0.50 | U | 1.0 | 0.50 | ug/L | | | 08/08/14 11:06 | 1 |
| Ethylbenzene | 0.44 | U | 1.0 | 0.44 | ug/L | | | 08/08/14 11:06 | 1 |
| Toluene | 0.51 | U | 1.0 | 0.51 | ug/L | | | 08/08/14 11:06 | 1 |
| Vinyl chloride | 0.50 | U | 1.0 | 0.50 | ug/L | | | 08/08/14 11:06 | 1 |
| Xylenes, Total | 0.50 | U | 3.0 | 0.50 | ug/L | | | 08/08/14 11:06 | 1 |

| *Surrogate* | *MB %Recovery* | *MB Qualifier* | *Limits* | *Prepared* | *Analyzed* | *Dil Fac* |
|---|---|---|---|---|---|---|
| *4-Bromofluorobenzene* | *97* | | *70 - 130* | | *08/08/14 11:06* | *1* |
| *Dibromofluoromethane* | *101* | | *70 - 130* | | *08/08/14 11:06* | *1* |
| *Toluene-d8 (Surr)* | *95* | | *70 - 130* | | *08/08/14 11:06* | *1* |

**Lab Sample ID: LCS 660-150534/4**
**Matrix: Water**
**Analysis Batch: 150534**

**Client Sample ID: Lab Control Sample**
**Prep Type: Total/NA**

| Analyte | Spike Added | LCS Result | LCS Qualifier | Unit | D | %Rec | %Rec. Limits |
|---|---|---|---|---|---|---|---|
| Benzene | 10.0 | 10.6 | | ug/L | | 106 | 68 - 134 |
| Ethylbenzene | 10.0 | 10.7 | | ug/L | | 107 | 70 - 130 |
| Toluene | 10.0 | 10.8 | | ug/L | | 108 | 70 - 131 |
| Vinyl chloride | 10.0 | 10.1 | | ug/L | | 101 | 48 - 147 |
| Xylenes, Total | 20.0 | 21.5 | | ug/L | | 108 | 68 - 130 |

| *Surrogate* | *LCS %Recovery* | *LCS Qualifier* | *Limits* |
|---|---|---|---|
| *4-Bromofluorobenzene* | *100* | | *70 - 130* |
| *Dibromofluoromethane* | *101* | | *70 - 130* |
| *Toluene-d8 (Surr)* | *99* | | *70 - 130* |

**Lab Sample ID: 660-62106-A-4 MS**
**Matrix: Water**
**Analysis Batch: 150534**

**Client Sample ID: Matrix Spike**
**Prep Type: Total/NA**

| Analyte | Sample Result | Sample Qualifier | Spike Added | MS Result | MS Qualifier | Unit | D | %Rec | %Rec. Limits |
|---|---|---|---|---|---|---|---|---|---|
| Benzene | 0.50 | U | 10.0 | 11.6 | | ug/L | | 116 | 68 - 134 |
| Ethylbenzene | 0.44 | U | 10.0 | 11.3 | | ug/L | | 113 | 70 - 130 |
| Toluene | 0.51 | U | 10.0 | 10.6 | | ug/L | | 106 | 70 - 131 |
| Vinyl chloride | 0.50 | U | 10.0 | 9.00 | | ug/L | | 90 | 48 - 147 |
| Xylenes, Total | 0.50 | U | 20.0 | 22.4 | | ug/L | | 112 | 68 - 130 |

| *Surrogate* | *MS %Recovery* | *MS Qualifier* | *Limits* |
|---|---|---|---|
| *4-Bromofluorobenzene* | *98* | | *70 - 130* |
| *Dibromofluoromethane* | *102* | | *70 - 130* |
| *Toluene-d8 (Surr)* | *92* | | *70 - 130* |

## Method: 8260B - Volatile Organic Compounds (GC/MS) (Continued)

**Lab Sample ID: 660-62106-A-3 DU**
**Matrix: Water**
**Analysis Batch: 150534**

**Client Sample ID: Duplicate**
**Prep Type: Total/NA**

| Analyte | Sample Result | Sample Qualifier | | DU Result | DU Qualifier | Unit | D | | | RPD | RPD Limit |
|---|---|---|---|---|---|---|---|---|---|---|---|
| Benzene | 0.50 | U | | 0.50 | U | ug/L | | | | NC | 30 |
| Ethylbenzene | 0.44 | U | | 0.44 | U | ug/L | | | | NC | 30 |
| Toluene | 0.51 | U | | 0.51 | U | ug/L | | | | NC | 30 |
| Vinyl chloride | 0.50 | U | | 0.50 | U | ug/L | | | | NC | 30 |
| Xylenes, Total | 0.50 | U | | 0.50 | U | ug/L | | | | NC | 30 |

| *Surrogate* | *DU %Recovery* | *DU Qualifier* | *Limits* |
|---|---|---|---|
| *4-Bromofluorobenzene* | *100* | | *70 - 130* |
| *Dibromofluoromethane* | *100* | | *70 - 130* |
| *Toluene-d8 (Surr)* | *101* | | *70 - 130* |

## Method: 300.0 - Anions, Ion Chromatography

**Lab Sample ID: MB 680-341677/31**
**Matrix: Water**
**Analysis Batch: 341677**

**Client Sample ID: Method Blank**
**Prep Type: Total/NA**

| Analyte | MB Result | MB Qualifier | PQL | MDL | Unit | D | Prepared | Analyzed | Dil Fac |
|---|---|---|---|---|---|---|---|---|---|
| Chloride | 0.25 | U | 0.50 | 0.25 | mg/L | | | 07/30/14 21:29 | 1 |

**Lab Sample ID: LCS 680-341677/32**
**Matrix: Water**
**Analysis Batch: 341677**

**Client Sample ID: Lab Control Sample**
**Prep Type: Total/NA**

| Analyte | | | Spike Added | LCS Result | LCS Qualifier | Unit | D | %Rec | %Rec. Limits | | |
|---|---|---|---|---|---|---|---|---|---|---|---|
| Chloride | | | 10.0 | 10.1 | | mg/L | | 101 | 90 - 110 | | |

**Lab Sample ID: LCSD 680-341677/33**
**Matrix: Water**
**Analysis Batch: 341677**

**Client Sample ID: Lab Control Sample Dup**
**Prep Type: Total/NA**

| Analyte | | | Spike Added | LCSD Result | LCSD Qualifier | Unit | D | %Rec | %Rec. Limits | RPD | RPD Limit |
|---|---|---|---|---|---|---|---|---|---|---|---|
| Chloride | | | 10.0 | 10.1 | | mg/L | | 101 | 90 - 110 | 0 | 30 |

**Lab Sample ID: 460-79981-K-1 MS**
**Matrix: Water**
**Analysis Batch: 341677**

**Client Sample ID: Matrix Spike**
**Prep Type: Total/NA**

| Analyte | Sample Result | Sample Qualifier | Spike Added | MS Result | MS Qualifier | Unit | D | %Rec | %Rec. Limits | | |
|---|---|---|---|---|---|---|---|---|---|---|---|
| Chloride | 36 | | 10.0 | 45.7 | | mg/L | | 98 | 80 - 120 | | |

**Lab Sample ID: 460-79981-K-1 MSD**
**Matrix: Water**
**Analysis Batch: 341677**

**Client Sample ID: Matrix Spike Duplicate**
**Prep Type: Total/NA**

| Analyte | Sample Result | Sample Qualifier | Spike Added | MSD Result | MSD Qualifier | Unit | D | %Rec | %Rec. Limits | RPD | RPD Limit |
|---|---|---|---|---|---|---|---|---|---|---|---|
| Chloride | 36 | | 10.0 | 45.7 | | mg/L | | 98 | 80 - 120 | 0 | 30 |

## Method: 6020A - Metals (ICP/MS)

**Lab Sample ID: MB 680-341741/1-A**
**Matrix: Water**
**Analysis Batch: 342307**

**Client Sample ID: Method Blank**
**Prep Type: Total Recoverable**
**Prep Batch: 341741**

| Analyte | MB Result | MB Qualifier | PQL | MDL | Unit | D | Prepared | Analyzed | Dil Fac |
|---|---|---|---|---|---|---|---|---|---|
| Arsenic | 1.3 | U | 2.5 | 1.3 | ug/L | | 07/31/14 08:39 | 08/02/14 15:56 | 1 |
| Barium | 1.3 | U | 5.0 | 1.3 | ug/L | | 07/31/14 08:39 | 08/02/14 15:56 | 1 |
| Cadmium | 0.095 | U | 0.50 | 0.095 | ug/L | | 07/31/14 08:39 | 08/02/14 15:56 | 1 |
| Chromium | 2.5 | U | 5.0 | 2.5 | ug/L | | 07/31/14 08:39 | 08/02/14 15:56 | 1 |
| Iron | 33 | U | 100 | 33 | ug/L | | 07/31/14 08:39 | 08/02/14 15:56 | 1 |
| Lead | 0.20 | U | 1.5 | 0.20 | ug/L | | 07/31/14 08:39 | 08/02/14 15:56 | 1 |
| Selenium | 1.0 | U | 2.5 | 1.0 | ug/L | | 07/31/14 08:39 | 08/02/14 15:56 | 1 |
| Silver | 0.25 | U | 1.0 | 0.25 | ug/L | | 07/31/14 08:39 | 08/02/14 15:56 | 1 |
| Sodium | 0.25 | U | 0.50 | 0.25 | mg/L | | 07/31/14 08:39 | 08/02/14 15:56 | 1 |

**Lab Sample ID: LCS 680-341741/2-A**
**Matrix: Water**
**Analysis Batch: 342307**

**Client Sample ID: Lab Control Sample**
**Prep Type: Total Recoverable**
**Prep Batch: 341741**

| Analyte | Spike Added | LCS Result | LCS Qualifier | Unit | D | %Rec | %Rec. Limits |
|---|---|---|---|---|---|---|---|
| Arsenic | 100 | 101 | | ug/L | | 101 | 75 - 125 |
| Barium | 100 | 98.0 | | ug/L | | 98 | 75 - 125 |
| Cadmium | 50.0 | 50.3 | | ug/L | | 101 | 75 - 125 |
| Chromium | 100 | 106 | | ug/L | | 106 | 75 - 125 |
| Iron | 5000 | 5060 | | ug/L | | 101 | 75 - 125 |
| Lead | 50.0 | 51.2 | | ug/L | | 102 | 75 - 125 |
| Selenium | 100 | 102 | | ug/L | | 102 | 75 - 125 |
| Silver | 50.0 | 53.1 | | ug/L | | 106 | 75 - 125 |
| Sodium | 5.00 | 5.23 | | mg/L | | 105 | 75 - 125 |

**Lab Sample ID: LCSD 680-341741/3-A**
**Matrix: Water**
**Analysis Batch: 342307**

**Client Sample ID: Lab Control Sample Dup**
**Prep Type: Total Recoverable**
**Prep Batch: 341741**

| Analyte | Spike Added | LCSD Result | LCSD Qualifier | Unit | D | %Rec | %Rec. Limits | RPD | RPD Limit |
|---|---|---|---|---|---|---|---|---|---|
| Arsenic | 100 | 92.4 | | ug/L | | 92 | 75 - 125 | 9 | 20 |
| Barium | 100 | 91.0 | | ug/L | | 91 | 75 - 125 | 7 | 20 |
| Cadmium | 50.0 | 47.2 | | ug/L | | 94 | 75 - 125 | 6 | 20 |
| Chromium | 100 | 98.1 | | ug/L | | 98 | 75 - 125 | 8 | 20 |
| Iron | 5000 | 4650 | | ug/L | | 93 | 75 - 125 | 8 | 20 |
| Lead | 50.0 | 47.2 | | ug/L | | 94 | 75 - 125 | 8 | 20 |
| Selenium | 100 | 93.6 | | ug/L | | 94 | 75 - 125 | 8 | 20 |
| Silver | 50.0 | 49.5 | | ug/L | | 99 | 75 - 125 | 7 | 20 |
| Sodium | 5.00 | 4.86 | | mg/L | | 97 | 75 - 125 | 7 | 20 |

## Method: 7470A - Mercury

**Lab Sample ID: MB 680-342274/13-A**
**Matrix: Water**
**Analysis Batch: 342615**

**Client Sample ID: Method Blank**
**Prep Type: Total/NA**
**Prep Batch: 342274**

| Analyte | MB Result | MB Qualifier | PQL | MDL | Unit | D | Prepared | Analyzed | Dil Fac |
|---|---|---|---|---|---|---|---|---|---|
| Mercury | 0.091 | U | 0.20 | 0.091 | ug/L | | 08/04/14 08:47 | 08/05/14 13:19 | 1 |

## Method: 7470A - Mercury (Continued)

**Lab Sample ID: LCS 680-342274/15-A**
**Matrix: Water**
**Analysis Batch: 342615**

**Client Sample ID: Lab Control Sample**
**Prep Type: Total/NA**
**Prep Batch: 342274**

| Analyte | | | Spike Added | LCS Result | LCS Qualifier | Unit | D | %Rec | %Rec. Limits | | |
|---|---|---|---|---|---|---|---|---|---|---|---|
| Mercury | | | 2.50 | 2.47 | | ug/L | | 99 | 80 - 120 | | |

**Lab Sample ID: 680-103740-D-1-C MS**
**Matrix: Water**
**Analysis Batch: 342615**

**Client Sample ID: Matrix Spike**
**Prep Type: Total/NA**
**Prep Batch: 342274**

| Analyte | Sample Result | Sample Qualifier | Spike Added | MS Result | MS Qualifier | Unit | D | %Rec | %Rec. Limits | | |
|---|---|---|---|---|---|---|---|---|---|---|---|
| Mercury | 0.091 | U | 1.00 | 1.01 | | ug/L | | 101 | 80 - 120 | | |

**Lab Sample ID: 680-103740-D-1-D MSD**
**Matrix: Water**
**Analysis Batch: 342615**

**Client Sample ID: Matrix Spike Duplicate**
**Prep Type: Total/NA**
**Prep Batch: 342274**

| Analyte | Sample Result | Sample Qualifier | Spike Added | MSD Result | MSD Qualifier | Unit | D | %Rec | %Rec. Limits | RPD | RPD Limit |
|---|---|---|---|---|---|---|---|---|---|---|---|
| Mercury | 0.091 | U | 1.00 | 0.993 | | ug/L | | 99 | 80 - 120 | 2 | 20 |

## Method: 350.1 - Nitrogen, Ammonia

**Lab Sample ID: MB 680-341541/40**
**Matrix: Water**
**Analysis Batch: 341541**

**Client Sample ID: Method Blank**
**Prep Type: Total/NA**

| Analyte | MB Result | MB Qualifier | PQL | MDL | Unit | D | Prepared | Analyzed | Dil Fac |
|---|---|---|---|---|---|---|---|---|---|
| Ammonia | 0.026 | U | 0.050 | 0.026 | mg/L | | | 07/29/14 17:52 | 1 |

**Lab Sample ID: LCS 680-341541/39**
**Matrix: Water**
**Analysis Batch: 341541**

**Client Sample ID: Lab Control Sample**
**Prep Type: Total/NA**

| Analyte | | | Spike Added | LCS Result | LCS Qualifier | Unit | D | %Rec | %Rec. Limits | | |
|---|---|---|---|---|---|---|---|---|---|---|---|
| Ammonia | | | 1.00 | 0.998 | | mg/L | | 100 | 90 - 110 | | |

**Lab Sample ID: 640-48625-E-3 MS**
**Matrix: Water**
**Analysis Batch: 341541**

**Client Sample ID: Matrix Spike**
**Prep Type: Total/NA**

| Analyte | Sample Result | Sample Qualifier | Spike Added | MS Result | MS Qualifier | Unit | D | %Rec | %Rec. Limits | | |
|---|---|---|---|---|---|---|---|---|---|---|---|
| Ammonia | 0.026 | J3 U | 1.00 | 1.28 | J3 | mg/L | | 128 | 90 - 110 | | |

**Lab Sample ID: 640-48625-E-3 MSD**
**Matrix: Water**
**Analysis Batch: 341541**

**Client Sample ID: Matrix Spike Duplicate**
**Prep Type: Total/NA**

| Analyte | Sample Result | Sample Qualifier | Spike Added | MSD Result | MSD Qualifier | Unit | D | %Rec | %Rec. Limits | RPD | RPD Limit |
|---|---|---|---|---|---|---|---|---|---|---|---|
| Ammonia | 0.026 | J3 U | 1.00 | 1.27 | J3 | mg/L | | 127 | 90 - 110 | 1 | 30 |

## Method: 350.1 - Nitrogen, Ammonia (Continued)

**Lab Sample ID: 640-48625-E-1 DU**
**Matrix: Water**
**Analysis Batch: 341541**

**Client Sample ID: Duplicate**
**Prep Type: Total/NA**

| Analyte | Sample Result | Sample Qualifier | | DU Result | DU Qualifier | Unit | D | | | RPD | RPD Limit |
|---|---|---|---|---|---|---|---|---|---|---|---|
| Ammonia | 0.031 | I | | 0.0295 | I | mg/L | | | | 4 | 30 |

## Method: SM 2540C - Solids, Total Dissolved (TDS)

**Lab Sample ID: MB 660-150257/1**
**Matrix: Water**
**Analysis Batch: 150257**

**Client Sample ID: Method Blank**
**Prep Type: Total/NA**

| Analyte | MB Result | MB Qualifier | PQL | MDL | Unit | D | Prepared | Analyzed | Dil Fac |
|---|---|---|---|---|---|---|---|---|---|
| Total Dissolved Solids | 5.0 | U | 5.0 | 5.0 | mg/L | | | 07/29/14 11:50 | 1 |

**Lab Sample ID: LCS 660-150257/2**
**Matrix: Water**
**Analysis Batch: 150257**

**Client Sample ID: Lab Control Sample**
**Prep Type: Total/NA**

| Analyte | | | Spike Added | LCS Result | LCS Qualifier | Unit | D | %Rec | %Rec. Limits | | |
|---|---|---|---|---|---|---|---|---|---|---|---|
| Total Dissolved Solids | | | 10000 | 9890 | | mg/L | | 99 | 80 - 120 | | |

**Lab Sample ID: 660-61896-A-3 DU**
**Matrix: Water**
**Analysis Batch: 150257**

**Client Sample ID: Duplicate**
**Prep Type: Total/NA**

| Analyte | Sample Result | Sample Qualifier | | DU Result | DU Qualifier | Unit | D | | | RPD | RPD Limit |
|---|---|---|---|---|---|---|---|---|---|---|---|
| Total Dissolved Solids | 340 | | | 352 | | mg/L | | | | 2 | 20 |

## GC/MS VOA

### Analysis Batch: 150534

| Lab Sample ID | Client Sample ID | Prep Type | Matrix | Method | Prep Batch |
|---|---|---|---|---|---|
| 660-62106-A-3 DU | Duplicate | Total/NA | Water | 8260B | |
| 660-62106-A-4 MS | Matrix Spike | Total/NA | Water | 8260B | |
| 660-62144-1 | Leachate Effluent RESMP | Total/NA | Water | 8260B | |
| 660-62144-2 | Trip Blank 62144 | Total/NA | Water | 8260B | |
| LCS 660-150534/4 | Lab Control Sample | Total/NA | Water | 8260B | |
| MB 660-150534/6 | Method Blank | Total/NA | Water | 8260B | |

### Analysis Batch: 341282

| Lab Sample ID | Client Sample ID | Prep Type | Matrix | Method | Prep Batch |
|---|---|---|---|---|---|
| 660-61879-1 | Leachate Effluent | Total/NA | Water | 524.2 | |
| LCS 680-341282/3 | Lab Control Sample | Total/NA | Water | 524.2 | |
| LCSD 680-341282/4 | Lab Control Sample Dup | Total/NA | Water | 524.2 | |
| MB 680-341282/7 | Method Blank | Total/NA | Water | 524.2 | |

## HPLC/IC

### Analysis Batch: 341677

| Lab Sample ID | Client Sample ID | Prep Type | Matrix | Method | Prep Batch |
|---|---|---|---|---|---|
| 460-79981-K-1 MS | Matrix Spike | Total/NA | Water | 300.0 | |
| 460-79981-K-1 MSD | Matrix Spike Duplicate | Total/NA | Water | 300.0 | |
| 660-61879-1 | Leachate Effluent | Total/NA | Water | 300.0 | |
| LCS 680-341677/32 | Lab Control Sample | Total/NA | Water | 300.0 | |
| LCSD 680-341677/33 | Lab Control Sample Dup | Total/NA | Water | 300.0 | |
| MB 680-341677/31 | Method Blank | Total/NA | Water | 300.0 | |

## Metals

### Prep Batch: 341741

| Lab Sample ID | Client Sample ID | Prep Type | Matrix | Method | Prep Batch |
|---|---|---|---|---|---|
| 660-61879-1 | Leachate Effluent | Total Recoverable | Water | 3005A | |
| LCS 680-341741/2-A | Lab Control Sample | Total Recoverable | Water | 3005A | |
| LCSD 680-341741/3-A | Lab Control Sample Dup | Total Recoverable | Water | 3005A | |
| MB 680-341741/1-A | Method Blank | Total Recoverable | Water | 3005A | |

### Prep Batch: 342274

| Lab Sample ID | Client Sample ID | Prep Type | Matrix | Method | Prep Batch |
|---|---|---|---|---|---|
| 660-61879-1 | Leachate Effluent | Total/NA | Water | 7470A | |
| 680-103740-D-1-C MS | Matrix Spike | Total/NA | Water | 7470A | |
| 680-103740-D-1-D MSD | Matrix Spike Duplicate | Total/NA | Water | 7470A | |
| LCS 680-342274/15-A | Lab Control Sample | Total/NA | Water | 7470A | |
| MB 680-342274/13-A | Method Blank | Total/NA | Water | 7470A | |

### Analysis Batch: 342307

| Lab Sample ID | Client Sample ID | Prep Type | Matrix | Method | Prep Batch |
|---|---|---|---|---|---|
| 660-61879-1 | Leachate Effluent | Total Recoverable | Water | 6020A | 341741 |
| LCS 680-341741/2-A | Lab Control Sample | Total Recoverable | Water | 6020A | 341741 |
| LCSD 680-341741/3-A | Lab Control Sample Dup | Total Recoverable | Water | 6020A | 341741 |
| MB 680-341741/1-A | Method Blank | Total Recoverable | Water | 6020A | 341741 |

## Metals (Continued)

### Analysis Batch: 342615

| Lab Sample ID | Client Sample ID | Prep Type | Matrix | Method | Prep Batch |
|---|---|---|---|---|---|
| 660-61879-1 | Leachate Effluent | Total/NA | Water | 7470A | 342274 |
| 680-103740-D-1-C MS | Matrix Spike | Total/NA | Water | 7470A | 342274 |
| 680-103740-D-1-D MSD | Matrix Spike Duplicate | Total/NA | Water | 7470A | 342274 |
| LCS 680-342274/15-A | Lab Control Sample | Total/NA | Water | 7470A | 342274 |
| MB 680-342274/13-A | Method Blank | Total/NA | Water | 7470A | 342274 |

## General Chemistry

### Analysis Batch: 150257

| Lab Sample ID | Client Sample ID | Prep Type | Matrix | Method | Prep Batch |
|---|---|---|---|---|---|
| 660-61879-1 | Leachate Effluent | Total/NA | Water | SM 2540C | |
| 660-61896-A-3 DU | Duplicate | Total/NA | Water | SM 2540C | |
| LCS 660-150257/2 | Lab Control Sample | Total/NA | Water | SM 2540C | |
| MB 660-150257/1 | Method Blank | Total/NA | Water | SM 2540C | |

### Analysis Batch: 341541

| Lab Sample ID | Client Sample ID | Prep Type | Matrix | Method | Prep Batch |
|---|---|---|---|---|---|
| 640-48625-E-1 DU | Duplicate | Total/NA | Water | 350.1 | |
| 640-48625-E-3 MS | Matrix Spike | Total/NA | Water | 350.1 | |
| 640-48625-E-3 MSD | Matrix Spike Duplicate | Total/NA | Water | 350.1 | |
| 660-61879-1 | Leachate Effluent | Total/NA | Water | 350.1 | |
| LCS 680-341541/39 | Lab Control Sample | Total/NA | Water | 350.1 | |
| MB 680-341541/40 | Method Blank | Total/NA | Water | 350.1 | |

## Field Service / Mobile Lab

### Analysis Batch: 150171

| Lab Sample ID | Client Sample ID | Prep Type | Matrix | Method | Prep Batch |
|---|---|---|---|---|---|
| 660-61879-1 | Leachate Effluent | Total/NA | Water | Field Sampling | |

### Analysis Batch: 150566

| Lab Sample ID | Client Sample ID | Prep Type | Matrix | Method | Prep Batch |
|---|---|---|---|---|---|
| 660-62144-1 | Leachate Effluent RESMP | Total/NA | Water | Field Sampling | |

# Lab Chronicle

Client: CDM Smith, Inc.
Project/Site: Citrus Co LF Leachate (July 2014)

TestAmerica Job ID: 660-61879-1

## Client Sample ID: Leachate Effluent

**Lab Sample ID: 660-61879-1**

**Date Collected: 07/23/14 11:05**

**Matrix: Water**

**Date Received: 07/24/14 08:00**

| Prep Type | Batch Type | Batch Method | Run | Dilution Factor | Batch Number | Prepared or Analyzed | Analyst | Lab |
|---|---|---|---|---|---|---|---|---|
| Total/NA | Analysis | 524.2 | | 1 | 341282 | 07/29/14 16:14 | CAR | TAL SAV |
| Total/NA | Analysis | 300.0 | | 20 | 341677 | 07/31/14 03:23 | PAT | TAL SAV |
| Total Recoverable | Prep | 3005A | | | 341741 | 07/31/14 08:39 | BJB | TAL SAV |
| Total Recoverable | Analysis | 6020A | | 1 | 342307 | 08/02/14 16:12 | CME | TAL SAV |
| Total/NA | Prep | 7470A | | | 342274 | 08/04/14 08:47 | JKL | TAL SAV |
| Total/NA | Analysis | 7470A | | 1 | 342615 | 08/05/14 14:39 | BCB | TAL SAV |
| Total/NA | Analysis | 350.1 | | 1 | 341541 | 07/29/14 15:55 | JME | TAL SAV |
| Total/NA | Analysis | SM 2540C | | 1 | 150257 | 07/29/14 11:50 | TKO | TAL TAM |
| Total/NA | Analysis | Field Sampling | | 1 | 150171 | 07/23/14 11:05 | FS | TAL TAM |

## Client Sample ID: Leachate Effluent RESMP

**Lab Sample ID: 660-62144-1**

**Date Collected: 08/07/14 09:35**

**Matrix: Water**

**Date Received: 08/08/14 08:40**

| Prep Type | Batch Type | Batch Method | Run | Dilution Factor | Batch Number | Prepared or Analyzed | Analyst | Lab |
|---|---|---|---|---|---|---|---|---|
| Total/NA | Analysis | 8260B | | 1 | 150534 | 08/08/14 12:51 | ECC | TAL TAM |
| Total/NA | Analysis | Field Sampling | | 1 | 150566 | 08/07/14 09:35 | FS | TAL TAM |

## Client Sample ID: Trip Blank 62144

**Lab Sample ID: 660-62144-2**

**Date Collected: 08/07/14 00:00**

**Matrix: Water**

**Date Received: 08/08/14 08:40**

| Prep Type | Batch Type | Batch Method | Run | Dilution Factor | Batch Number | Prepared or Analyzed | Analyst | Lab |
|---|---|---|---|---|---|---|---|---|
| Total/NA | Analysis | 8260B | | 1 | 150534 | 08/08/14 12:32 | ECC | TAL TAM |

**Laboratory References:**

TAL SAV = TestAmerica Savannah, 5102 LaRoche Avenue, Savannah, GA 31404, TEL (912)354-7858

TAL TAM = TestAmerica Tampa, 6712 Benjamin Road, Suite 100, Tampa, FL 33634, TEL (813)885-7427

# Method Summary

Client: CDM Smith, Inc.
Project/Site: Citrus Co LF Leachate (July 2014)

TestAmerica Job ID: 660-61879-1

| Method | Method Description | Protocol | Laboratory |
|---|---|---|---|
| 524.2 | Total Trihalomethane Calculation | EPA-DW | TAL SAV |
| 8260B | Volatile Organic Compounds (GC/MS) | SW846 | TAL TAM |
| 300.0 | Anions, Ion Chromatography | MCAWW | TAL SAV |
| 6020A | Metals (ICP/MS) | SW846 | TAL SAV |
| 7470A | Mercury | SW846 | TAL SAV |
| 350.1 | Nitrogen, Ammonia | MCAWW | TAL SAV |
| SM 2540C | Solids, Total Dissolved (TDS) | SM | TAL TAM |
| Field Sampling | Field Sampling | EPA | TAL TAM |

**Protocol References:**

EPA = US Environmental Protection Agency

EPA-DW = "Methods For The Determination Of Organic Compounds In Drinking Water", EPA/600/4-88/039, December 1988 And Its Supplements.

MCAWW = "Methods For Chemical Analysis Of Water And Wastes", EPA-600/4-79-020, March 1983 And Subsequent Revisions.

SM = "Standard Methods For The Examination Of Water And Wastewater",

SW846 = "Test Methods For Evaluating Solid Waste, Physical/Chemical Methods", Third Edition, November 1986 And Its Updates.

**Laboratory References:**

TAL SAV = TestAmerica Savannah, 5102 LaRoche Avenue, Savannah, GA 31404, TEL (912)354-7858

TAL TAM = TestAmerica Tampa, 6712 Benjamin Road, Suite 100, Tampa, FL 33634, TEL (813)885-7427

# Certification Summary

Client: CDM Smith, Inc.
Project/Site: Citrus Co LF Leachate (July 2014)

TestAmerica Job ID: 660-61879-1

## Laboratory: TestAmerica Tampa

The certifications listed below are applicable to this report.

| Authority | Program | EPA Region | Certification ID | Expiration Date |
|---|---|---|---|---|
| Florida | NELAP | 4 | E84282 | 06-30-15 |

## Laboratory: TestAmerica Savannah

The certifications listed below are applicable to this report.

| Authority | Program | EPA Region | Certification ID | Expiration Date |
|---|---|---|---|---|
| Florida | NELAP | 4 | E87052 | 06-30-15 |

**TestAmerica Orlando**
8010 Sunport Drive Suite 116
Orlando, FL 32809
Phone (800) 851-2560 Fax (407) 856-0886

# Chain of Custody Record

TestAmerica
THE LEADER IN ENVIRONMENTAL TESTING

| | | | | |
|---|---|---|---|---|
| **Client Information** | Sampler: Shawn Victory | Lab PM: Hornsby, Jess | Carrier Tracking No(s): | COC No: 660-57727-16085.1 |
| Client Contact: Mr. Nathan Schmaus | Phone: 407-399-3348 | E-Mail: jess.hornsby@testamericainc.com | | Page: Page 1 of 1 |
| Company: CDM Smith, Inc. | | | | Job #: |
| Address: 1715 North Westshore Blvd. Suite 875 | Due Date Requested: | | | |
| City: Tampa | TAT Requested (days): | | | |
| State, Zip: FL, 33607 | | | | |
| Phone: | PO #: Purchase Order not required | | | |
| Email: SchmausND@cdmsmith com | WO #: 9210021.03 | | | |
| Project Name: Citrus Co LF Leachate Sampling | Project #: 66006285 | | | |
| Site: | SSOW#: | | | |

**Analysis Requested**

**Preservation Codes:**

| | |
|---|---|
| A - HCL | M - Hexane |
| B - NaOH | N - None |
| C - Zn Acetate | O - AsNaO2 |
| D - Nitric Acid | P - Na2O4S |
| E - NaHSO4 | Q - Na2SO3 |
| F - MeOH | R - Na2S2SO3 |
| G - Amchlor | S - H2SO4 |
| H - Ascorbic Acid | T - TSP Dodecahydrate |
| I - Ice | U - Acetone |
| J - DI Water | V - MCAA |
| K - EDTA | W - ph 4-5 |
| L - EDA | Z - other (specify) |

Other:

| Sample Identification | Sample Date | Sample Time | Sample Type (C=comp, G=grab) | Matrix (W=water, S=solid, O=waste/oil, BT=Tissue, A=Air) | Field Filtered Sample (Yes or No) | Perform MS/MSD (Yes or No) | 8260B - Appendix I Volatiles | 6020A, 7470A | 2540C - Total Dissolved Solids | 8011 - Ethylene Dibromide (EDB) | 350.1 - Ammonia | 300_ORGFM_28D - Chloride | TTHM_Calc - Total Trihalomethane Calculation | 8011 - EDB, DBCP, and 1,2,3-TCP | Total Number of containers | Special Instructions/Note: |
|---|---|---|---|---|---|---|---|---|---|---|---|---|---|---|---|---|
| | | | Preservation Code: | | X | X | N | D | N | N | S | N | R | N | X | |
| Leachate Effluent | 7-23-14 | 1105 | G | Water | | | 3 | 1 | 1 | [illegible] | 1 | 1 | 3 | | | EDB'S not required |
| Field Blank | 7-23-14 | 1054 | G | Water | | | 3 | 1 | 1 | | 1 | 1 | 3 | | | ↓ |
| | | | | Water | | | | | | | | | | | | |

660-61879 Chain of Custody

**Possible Hazard Identification**
☐ Non-Hazard ☐ Flammable ☐ Skin Irritant ☐ Poison B ☐ Unknown ☐ Radiological

**Sample Disposal ( A fee may be assessed if samples are retained longer than 1 month)**
☐ Return To Client ☐ Disposal By Lab ☐ Archive For _____ Months

Deliverable Requested: I, II, III, IV, Other (specify)

Special Instructions/QC Requirements:

Empty Kit Relinquished by: | Date: | Time: | Method of Shipment:

| Relinquished by: | Date/Time: | Company | Received by: | Date/Time: | Company |
|---|---|---|---|---|---|
| [signature] | 7-23-14 1425 | TAORL | [signature] | 7/24/14 8:00 | [illegible] |
| Relinquished by: | Date/Time | Company | Received by: | Date/Time: | Company |
| Relinquished by: | Date/Time: | Company | Received by | Date/Time: | Company |

Custody Seals Intact: Δ Yes Δ No | Custody Seal No.: | Cooler Temperature(s) °C and Other Remarks: 4.7 / 4.1 CU-07

**TestAmerica Orlando**
8010 Sunport Drive Suite 116
Orlando, FL 32809
Phone (800) 851-2560 Fax (407) 856-0886

# Chain of Custody Record

TestAmerica
THE LEADER IN ENVIRONMENTAL TESTING

| Client Information | Sampler: Shawn Victory | Lab PM: Hornsby, Jess | Carrier Tracking No(s): | COC No: 660-58143-18602.1 |
|---|---|---|---|---|
| Client Contact: Mr. Nathan Schmaus | Phone: 407-399-3349 | E-Mail: jess.hornsby@testamericainc.com | | Page: Page 1 of 1 |
| Company: CDM Smith, Inc. | | | | Job #: |
| Address: 1715 North Westshore Blvd. Suite 875 | Due Date Requested: 8-11-14 | | | |
| City: Tampa | TAT Requested (days): | | | |
| State, Zip: FL, 33607 | | | | |
| Phone: | PO #: Purchase Order not required | | | |
| Email: SchmausND@cdmsmith.com | WO #: 9210021.03 | | | |
| Project Name: Citrus Co LF Leachate Sampling | Project #: 66006285 | | | |
| Site: | SSOW#: | | | |

**Analysis Requested**

**Preservation Codes:**

| | |
|---|---|
| A - HCL | M - Hexane |
| B - NaOH | N - None |
| C - Zn Acetate | O - AsNaO2 |
| D - Nitric Acid | P - Na2O4S |
| E - NaHSO4 | Q - Na2SO3 |
| F - MeOH | R - Na2S2SO3 |
| G - Amchlor | S - H2SO4 |
| H - Ascorbic Acid | T - TSP Dodecahydrate |
| I - Ice | U - Acetone |
| J - Di Water | V - MCAA |
| K - EDTA | W - ph 4-5 |
| L - EDA | Z - other (specify) |

Other:

| Sample Identification | Sample Date | Sample Time | Sample Type (C=comp, G=grab) | Matrix (W=water, S=solid, O=waste/oil, BT=Tissue, A=Air) | Field Filtered Sample (Yes or No) | Perform MS/MSD (Yes or No) | 8260B - BTEX + Vinyl Chloride | Total Number of containers | Special Instructions/Note: |
|---|---|---|---|---|---|---|---|---|---|
| | | | Preservation Code: | | | | A | | |
| Leachate Effluent | 8-7-14 | 935 | G | Water | | | 3 | | |
| Trip Blank | | | G | Water | | | 2 | | |

660-62144 Chain of Custody

| Possible Hazard Identification | Sample Disposal ( A fee may be assessed if samples are retained longer than 1 month) |
|---|---|
| ☐ Non-Hazard ☐ Flammable ☐ Skin Irritant ☐ Poison B ☐ Unknown ☐ Radiological | ☐ Return To Client ☐ Disposal By Lab ☐ Archive For _____ Months |
| Deliverable Requested: I, II, III, IV, Other (specify) | Special Instructions/QC Requirements: |

| Empty Kit Relinquished by: | Date: | Time: | Method of Shipment: |
|---|---|---|---|

| | Relinquished by: | Date/Time: | Company | Received by: | Date/Time: | Company |
|---|---|---|---|---|---|---|
| 1 | Shawn Victory | 8-7-14 1420 | TAORL | | 08/08/14 0840 | TA Orl |
| 2 | Relinquished by: | Date/Time: | Company | Received by: | Date/Time | Company |
| 3 | Relinquished by | Date/Time: | Company | Received by: | Date/Time | Company |

| Custody Seals Intact: ∆ Yes ∆ No | Custody Seal No: | Cooler Temperature(s) °C and Other Remarks: 2.4/2.8°C | 660-62144 |
|---|---|---|---|

TESTAMERICA ORLANDO FIELD SAMPLING LOG

DEP-SOP-001/01-Form FD 9000-7 Field Parameter Data Sheet for Surface Water

618794

8/12/2014

Meter #'s: M-1 / T-3

PAGE: 1 of 1

## Form FD 9000-7: Field Parameter Data Sheet for Surface Water

CLIENT NAME: CDM Smith

SURVEY/PROJECT: Citrus County LandFill / Leachate Eff

SAMPLERS: Shawn Victory

Time Out: ____

Time In: ____

| SAMPLE ID | TIME HR:MIN | TOTAL DEPTH (feet) | SECCHI (feet) | SAMPLE DEPTH (feet) | WATER TEMP (Celsius) | DO (mg/L) | FIELD Ox-Red (mV) | Cond (µS/cm) | SALINITY (ppt) | PH (su) | TURBIDITY (NTU) | Comments |
|---|---|---|---|---|---|---|---|---|---|---|---|---|
| Effluent Leachate | 1105 | 5 | — | Surface | 30.2 | 5.08 | 57.5 | 2944 | — | 7.98 | 4.03 | lt. yellow No Sheen |
| | | | | | | | | | | | | |
| | | | | | | | | | | | | |
| | | | | | | | | | | | | |
| | | | | | | | | | | | | |
| | | | | | | | | | | | | |
| | | | | | | | | | | | | |
| | | | | | | | | | | | | |
| | | | | | | | | | | | | |
| | | | | | | | | | | | | |
| | | | | | | | | | | | | |
| | | | | | | | | | | | | |
| | | | | | | | | | | | | |
| | | | | | | | | | | | | |
| | | | | | | | | | | | | |
| | | | | | | | | | | | | |

Instrument Calibrations: YSI 3500 Calibrated to pH 7.00,slope to pH 4.00, pH 6.00= 6.00

KCL Conductivity Standards: 0.001M = — (147µΩ/cm) 0.01M = 1413 (1413µΩ/cm) YSI 85 D.O. Meter Calibrated to 5.42 mg/L @ 23.9 °C Cooler Temp: ___°C

Signature: [signature] Relinquished by: [signature] Date: 7/23/14 Time: 1425

Date Completed: 7/23/14 Received by: _____ Date: / / Time: _____

FIELD CONDITIONS FOR STATION# _____ AT TIME _____:

CLOUD COVER (%): 40 % WIND DIRECTION: North East TIDAL STAGE: _____

PREVIOUS RAINFALL: _____ WIND SPEED (MPH/KNOTS): 5-10 WAVE CONDITIONS: _____

Note: This Sheet is used for recording Sample Data – Calibration information must also be documented

TESTAMERICA ORLANDO FIELD SAMPLING LOG

DEP-SOP-001/01-Form FD 9000-7 Field Parameter Data Sheet for Surface Water

Meter #'s: M-1 / T-3 PAGE: 1 of 1

CLIENT NAME: Citrus County Landfill SAMPLERS: Shawn Victory Time Out: 745

SURVEY/PROJECT: Leachate Time In: ____

| SAMPLE ID | TIME HR:MIN | TOTAL DEPTH (feet) | SECCHI (feet) | SAMPLE DEPTH (feet) | WATER TEMP (Celsius) | DO (mg/L) | FIELD Ox-Red (mV) | Cond (µS/cm) | SALINITY (ppt) | PH (su) | TURBIDITY (NTU) | Comments |
|---|---|---|---|---|---|---|---|---|---|---|---|---|
| Leachate Effluent | 935 | 5 | — | Surface | 30.3 | 5.04 | — | 3214 | — | 7.81 | 6.85 | |
| | | | | | | | | | | | | |
| | | | | | | | | | | | | |
| | | | | | | | | | | | | |
| | | | | | | | | | | | | |
| | | | | | | | | | | | | |
| | | | | | | | | | | | | |
| | | | | | | | | | | | | |
| | | | | | | | | | | | | |
| | | | | | | | | | | | | |
| | | | | | | | | | | | | |
| | | | | | | | | | | | | |
| | | | | | | | | | | | | |
| | | | | | | | | | | | | |

Instrument Calibrations: YSI 3500 Calibrated to pH 7.00, slope to pH 4.00, pH 6.00 = 6.02

KCL Conductivity Standards: 0.001M = ____ (147µΩ/cm) 0.01M = 1411 (1413µΩ/cm) YSI 85 D.O. Meter Calibrated to 8.31 mg/L @ 28.2 °C Cooler Temp: ___°C

Signature: Shawn Victory Relinquished by: Shawn Victory Date: 8/7/14 Time: 1420

Date Completed: 8/7/14 Received by: ____ Date: / / Time: ____

FIELD CONDITIONS FOR STATION# ____ AT TIME ____:

CLOUD COVER (%): 10% WIND DIRECTION: ESE TIDAL STAGE: ____

PREVIOUS RAINFALL: ____ WIND SPEED (MPH/KNOTS): 5-10 WAVE CONDITIONS: ____

Note: This Sheet is used for recording Sample Data - Calibration Information must also be documented

# Login Sample Receipt Checklist

Client: CDM Smith, Inc.

Job Number: 660-61879-1

**Login Number: 61879**

**List Source: TestAmerica Tampa**

**List Number: 1**

**Creator: Redding, Charles S**

| Question | Answer | Comment |
|---|---|---|
| Radioactivity wasn't checked or is </= background as measured by a survey meter. | True | |
| The cooler's custody seal, if present, is intact. | True | |
| Sample custody seals, if present, are intact. | True | |
| The cooler or samples do not appear to have been compromised or tampered with. | True | |
| Samples were received on ice. | True | |
| Cooler Temperature is acceptable. | True | |
| Cooler Temperature is recorded. | True | |
| COC is present. | True | |
| COC is filled out in ink and legible. | True | |
| COC is filled out with all pertinent information. | True | |
| Is the Field Sampler's name present on COC? | True | |
| There are no discrepancies between the containers received and the COC. | True | |
| Samples are received within Holding Time. | True | |
| Sample containers have legible labels. | True | |
| Containers are not broken or leaking. | True | |
| Sample collection date/times are provided. | True | |
| Appropriate sample containers are used. | True | |
| Sample bottles are completely filled. | True | |
| Sample Preservation Verified. | True | |
| There is sufficient vol. for all requested analyses, incl. any requested MS/MSDs | True | |
| Containers requiring zero headspace have no headspace or bubble is <6mm (1/4"). | True | |
| Multiphasic samples are not present. | True | |
| Samples do not require splitting or compositing. | True | |
| Residual Chlorine Checked. | N/A | |

# Login Sample Receipt Checklist

Client: CDM Smith, Inc.

Job Number: 660-61879-1

**Login Number: 61879**
**List Number: 2**
**Creator: West, Lauren H**

**List Source: TestAmerica Savannah**
**List Creation: 07/25/14 06:20 AM**

| Question | Answer | Comment |
|---|---|---|
| Radioactivity wasn't checked or is </= background as measured by a survey meter. | N/A | |
| The cooler's custody seal, if present, is intact. | True | |
| Sample custody seals, if present, are intact. | True | |
| The cooler or samples do not appear to have been compromised or tampered with. | True | |
| Samples were received on ice. | True | |
| Cooler Temperature is acceptable. | True | |
| Cooler Temperature is recorded. | True | |
| COC is present. | True | |
| COC is filled out in ink and legible. | True | |
| COC is filled out with all pertinent information. | True | |
| Is the Field Sampler's name present on COC? | N/A | |
| There are no discrepancies between the containers received and the COC. | True | |
| Samples are received within Holding Time. | True | |
| Sample containers have legible labels. | True | |
| Containers are not broken or leaking. | True | |
| Sample collection date/times are provided. | True | |
| Appropriate sample containers are used. | True | |
| Sample bottles are completely filled. | True | |
| Sample Preservation Verified. | N/A | |
| There is sufficient vol. for all requested analyses, incl. any requested MS/MSDs | True | |
| Containers requiring zero headspace have no headspace or bubble is <6mm (1/4"). | N/A | |
| Multiphasic samples are not present. | True | |
| Samples do not require splitting or compositing. | True | |
| Residual Chlorine Checked. | N/A | |

# Login Sample Receipt Checklist

Client: CDM Smith, Inc.

Job Number: 660-61879-1

**Login Number: 62144**

**List Source: TestAmerica Tampa**

**List Number: 1**

**Creator: Conner, Keaton**

| Question | Answer | Comment |
|---|---|---|
| Radioactivity wasn't checked or is </= background as measured by a survey meter. | N/A | |
| The cooler's custody seal, if present, is intact. | True | |
| Sample custody seals, if present, are intact. | True | |
| The cooler or samples do not appear to have been compromised or tampered with. | True | |
| Samples were received on ice. | True | |
| Cooler Temperature is acceptable. | True | |
| Cooler Temperature is recorded. | True | |
| COC is present. | True | |
| COC is filled out in ink and legible. | True | |
| COC is filled out with all pertinent information. | True | |
| Is the Field Sampler's name present on COC? | True | |
| There are no discrepancies between the containers received and the COC. | True | |
| Samples are received within Holding Time. | True | |
| Sample containers have legible labels. | True | |
| Containers are not broken or leaking. | True | |
| Sample collection date/times are provided. | True | |
| Appropriate sample containers are used. | True | |
| Sample bottles are completely filled. | True | |
| Sample Preservation Verified. | N/A | |
| There is sufficient vol. for all requested analyses, incl. any requested MS/MSDs | True | |
| Containers requiring zero headspace have no headspace or bubble is <6mm (1/4"). | True | |
| Multiphasic samples are not present. | True | |
| Samples do not require splitting or compositing. | True | |
| Residual Chlorine Checked. | N/A | |

CDM Smith