Sarasota County

RECEIVED
ENVIRONMENTAL PROTECTION
SEP 15 2014
COMPLIANCE
PROGRAM

SARASOTA COUNTY GOVERNMENT
SOLID WASTE DEPARTMENT
4000 Knights Trail Road
Nokomis, FL 34275
Phone : 941-861-1573
Fax : 941-486-2620

TO:	El Kromhout, P.G. Cory Dilmore, P.E. Solid Waste Section Division of Waste Management Florida Department of Environmental Protection 2600 Blairstone Road, MS 4565 Tallahassee, FL 32399	DATE: FROM: PROJECT:	September 12, 2014 Jason Timmons, Sarasota Co. Solid Waste Sarasota County Central County Solid Waste Disposal Complex – Waste Processing Facility Operations Permit Renewal Application Permit No.: 134912-004-SO/31 WACS ID No. SWD/58/51614

WE ARE SENDING YOU ☒ Enclosed ☐ By Hand Delivery ☐ Under Separate Cover ☐ via e-mail

THE FOLLOWING ITEM(S):

☐ Shop Drawing ☐ Sepia/Mylar ☒ Plans ☐ Specifications
☐ Samples ☐ Change Order ☐ Product Literature ☐ Application for Payment
☒ Correspondence ☐ Contract ☐ Agreement ☐ Aerial
☒ Other – Permit Renewal Application

ITEM # (1,2,3)	ITEM DATE	ITEM DESCRIPTION	ACTION REQUESTED
1	9/12/2014	Sarasota County CCSWDC Waste Processing Facility Permit Renewal Application (2)	A
2	9/12/2014	CD with PDF Copy of the Application	A
3	9/12/2014	Permit Application Fee Check#01046373 in the amount of $1,000	A

ACTION CODES

A. Action indicated on item transmitted **B.** No action required. **C.** For signature and return to this office
D. For signature and forwarding as noted **E.** Copy originals and return to this office **F.** See REMARKS below

REMARKS: See Enclosed. Thank you.

Signature: Jason Timmons, P.E., Sarasota Co.

Copies to:
South District FDEP
Lois Rose, Sarasota County
File

SARASOTA COUNTY
"Dedicated to Quality Service"

September 12, 2014

El Kromhout, P.G.
Cory Dilmore, P.E.
Solid Waste Section
Division of Waste Management
Florida Department of Environmental Protection
2600 Blairstone Road, MS 4565
Tallahassee, FL 32399

Re: Central County Solid Waste Disposal Complex
Permit No. 134912-004-SO/31
WACS No. 51614
Waste Processing Facility Operations Permit Renewal Application

Dear Ms. Kromhout and Mr. Dilmore:

Sarasota County (County) is pleased to submit to the Florida Department Environmental Protection (FDEP) the attached Operations Permit Renewal Application for the Central County Solid Waste Disposal Complex (CCSWDC) Waste Processing Facility, WACS ID No. 51614 and Permit No. 134912-004-SO/31.

The permit renewal application is being submitted no later than September 15, 2014, as required by Specific Condition A.4 of the current permit and includes information as required by Rule 62-701, FAC. FDEP Application Form #62-701.900(4), FAC is provided with this cover letter and is accompanied by a Supporting Information Report which provides information and supporting documents as attachments for the permit application.

Also included with this permit application correspondence is a check in the amount of $1,000 payable to FDEP as the permit application fee for the permit renewal.

Sarasota County Solid Waste Department • 4000 Knights Trail Road, Nokomis, FL 34275
Tel 941-861-1573 • Fax 941-486-2620

Please contact Jason Timmons anytime at 941-861-1572 if you have questions or require additional information regarding the attached permit renewal application and supporting documents.

Sincerely,

Lois Rose
Solid Waste Operations Manager

Jason Timmons, PE
Solid Waste Engineer
FL PE#65869

Xc: FDEP South District Solid Waste Division
Gary Bennett, Sarasota County

Enclosures (3)
Check No. 01046373 in the amount of $1,000
FDEP Application Form #62-701.900(4), FAC
Supporting Documents

BOARD OF COUNTY COMMISSIONERS
SARASOTA COUNTY
SARASOTA, FLORIDA

VENDOR ID	VENDOR NAME	CHECK DATE	CHECK NO.
004803	STATE OF FLORIDA DEPT OF ENVI	09/09/14	01046373

VOUCHER NO.	DESCRIPTION	ACCOUNT	AMOUNT
	PERMIT	52812400 500489	1,000.00

TOTAL $ 1,000.00

THIS CHECK IS VOID IF BLUE COLORED BACKGROUND IS ABSENT

BOARD OF COUNTY COMMISSIONERS
SARASOTA COUNTY
SARASOTA, FLORIDA

BB&T
Branch Banking and Trust Company

66-171
531

CHECK NO. 01046373

DATE 09/09/14

APPROVED IN OPEN SESSION

PAY ONE Thousand Dollars and ZERO Cents

CLEARING ACCOUNT

A/P ACCOUNT

PAY EXACTLY
*****1,000.00

NOT VALID AFTER 60 DAYS

TO THE ORDER OF
STATE OF FLORIDA DEPT OF ENVIRONMENTAL PROTECTION
2600 BLAIR STONE RD
MS 4500
TALLAHASSEE FL 32399-2400

ATTEST: KAREN E. RUSHING CLERK CIRCUIT COURT
EX-OFFICIO CLERK OF BOARD OF COUNTY COMMISSIONERS

Karen E Rushing

⑈01046373⑈ ⑆053101710⑆0000148427143⑈

FDEP PERMIT APPLICATION FORM #62-701.900(4), FAC

Florida Department of Environmental Protection

Bob Martinez Center
2600 Blair Stone Road
Tallahassee, Florida 32399-2400

DEP Form #: 62-701.900(4), F.A.C.

Form Title: Application to Construct, Operate, or Modify a Waste Processing Facility

Effective Date: August 12, 2012

Incorporated in Rule: 62-701.710(2), F.A.C.

APPLICATION TO CONSTRUCT, OPERATE, OR MODIFY A WASTE PROCESSING FACILITY

GENERAL REQUIREMENT: Solid Waste Management Facilities shall be permitted pursuant to Section 403.707, Florida Statutes (F.S.) and in accordance with Florida Administrative Code (F.A.C.) Chapter 62-701. A minimum of four copies of the application shall be submitted to the Department District Office having jurisdiction over the facility. The appropriate fee in accordance with subsection 62-701.315(4), F.A.C., shall be submitted with the application by check made payable to the Department of Environmental Protection (DEP). Complete appropriate sections for the type of facility for which application is made and include all additional information, drawings, and reports necessary to evaluate the facility.

Please Type or Print in Ink

A. GENERAL INFORMATION

1. Type of facility (check all that apply):

☐ Transfer Station:

☐ C&D ☐ Class III ☐ Class I

☐ Other Describe: _____

☑ Materials Recovery Facility:

☑ C&D Recycling ☑ Class III MRF ☐ Class I MRF

☑ Other Describe: Waste screening, volume reduction, grinding and densification

☐ Other Facility That Processes But Does Not Dispose Of Solid Waste On-Site:

☐ Storage, Processing or Disposal for Combustion Facilities (not addressed in another permit)

☐ Other Describe: _____

NOTE: C&D Disposal facilities that also recycle C&D shall apply on DEP Form 62-701.900(6), F.A.C.

2. Type of application:

☐ Construction/Operation

☑ Operation without Additional Construction

3. Classification of application:

☐ New ☐ Substantial Modification

☑ Renewal ☐ Intermediate Modification

☐ Minor Modification

4. Facility name: Central County Solid Waste Disposal Complex

5. DEP ID number: 51614 County: Sarasota

6. Facility location (main entrance): 4000 Knights Trail Road, Nokomis, FL 34275

7. Location coordinates:

Section: 2-3 Township: 38S Range: 19E

Latitude: 27 ° 11 ' 54 " Longitude: 82 ° 23 ' 00 "

Datum: WGS84 Coordinate Method: Online mapping

Collected by: Sarasota County Company/Affiliation: Sarasota County

8. Applicant name (operating authority): Sarasota County

Mailing address: 4000 Knights Trail Road (Street or P.O. Box) Nokomis (City) FL (State) 34275 (Zip)

Contact person: Lois Rose Telephone: (941) 861-1589

Title: Manager, Solid Waste Ops. lerose@scgov.net (E-Mail address (if available))

9. Authorized agent/Consultant: N/A

Mailing address: _____ (Street or P.O. Box) _____ (City) _____ (State) _____ (Zip)

Contact person: _____ Telephone: (____) _____

Title: _____ _____ (E-Mail address (if available))

10. Landowner (if different than applicant): Same as Applicant

Mailing address: _____ (Street or P.O. Box) _____ (City) _____ (State) _____ (Zip)

Contact person: _____ Telephone: (____) _____

_____ (E-Mail address (if available))

11. Cities, towns and areas to be served: Sarasota County

12. Date site will be ready to be inspected for completion: N/A

13. Estimated costs:

Total Construction: $ N/A Closing Costs: $ _____

14. Anticipated construction starting and completion dates:

From: N/A To: N/A

15. Expected volume of waste to be received: _____ yds^3/day 200 tons/day

16. Provide a brief description of the operations planned for this facility:

The facility sorts and recovers construction and demolition debris and selected Class III materials for recycling.

B. ADDITIONAL INFORMATION

Please attach the following reports or documentation as required.

1. Provide a description of the operation of the facility that shall include (62-701.710(2)(a), F.A.C.):
   a. The types of materials, i.e., wastes, recyclable materials or recovered materials, to be managed or processed;
   b. The expected daily average and maximum weights or volumes of materials to be managed or processed;
   c. How the materials will be managed or processed;
   d. How the materials will flow through the facility including locations of the loading, unloading, sorting, processing and storage areas;
   e. The types of equipment that will be used;
   f. The maximum time materials will be stored at the facility;
   g. The maximum amounts of wastes, recyclable materials, and recovered materials that will be stored at the facility at any one time; and
   h. The expected disposition of materials after leaving the facility.

2. Attach a site plan, signed and sealed by a professional engineer registered under Chapter 471, F.S., with a scale not greater than 200 feet to the inch, which shows the facility location, total acreage of the site, and any other relevant features such as water bodies or wetlands on or within 200 feet of the site, potable water wells on or within 500 feet of the site (62-701.710(2)(b), F.A.C.).

3. Provide a boundary survey and legal description of the property (62-701.710(2)(c), F.A.C.).

4. Provide a construction plan, including engineering calculations, that describes how the applicant will comply with the design requirements of subsection 62-701.710(3), F.A.C. (62-701.710(2)(d), F.A.C.).

5. Provide an operation plan that describes how the applicant will comply with subsection 62-701.710(4), F.A.C. and the recordkeeping requirements of subsection 62-701.710(8), F.A.C. (62-701.710(2)(e), F.A.C.).

6. Provide a closure plan that describes how the applicant will comply with subsection 62-701.710(6), F.A.C. (62-701.710(2)(f), F.A.C.).

7. Provide a contingency plan that describes how the applicant will comply with subsection 62-701.320(16), F.A.C. (62-701.710(2)(g), F.A.C.).

8. Unless exempted by subparagraph 62-701.710(1)(d)1., F.A.C., provide the financial assurance documentation required by subsection 62-701.710(7), F.A.C. (62-701.710(2)(h), F.A.C.).

9. Provide a history and description of any enforcement actions by the applicant described in subsection 62-701.320(3), F.A.C. relating to solid waste management facilities in Florida. (62-701.710(2), F.A.C. and 62-701.320(7)(i), F.A.C.)

10. Provide documentation that the applicant either owns the property or has legal authorization from the property owner to use the site for a waste processing facility (62-701.710(2), F.A.C. and 62-701.320(7)(g), F.A.C.)

C. CERTIFICATION BY APPLICANT AND ENGINEER OR PUBLIC OFFICER

1. Applicant:

The undersigned applicant or authorized representative of Sarasota County is aware that statements made in this form and attached information are an application for a operations renewal Permit from the Florida Department of Environmental Protection and certifies that the information in this application is true, correct and complete to the best of his/her knowledge and belief. Further, the undersigned agrees to comply with the provisions of Chapter 403, Florida Statutes, and all rules and regulations of the Department. It is understood that the Permit is not transferable, and the Department will be notified prior to the sale or legal transfer of the permitted facility.

Signature of Applicant or Agent

Lois Rose, Manager SW Ops
Name and Title (please type)

lerose@scgov.net
E-Mail address (if available)

4000 Knights Trail Road
Mailing Address

Nokomis, FL 34275
City, State, Zip Code

(941) 861-1589
Telephone Number

09-11-14
Date

Attach letter of authorization if agent is not a governmental official, owner, or corporate officer.

2. Professional Engineer registered in Florida (or Public Officer if authorized under Sections 403.707 and 403.7075, Florida Statutes):

This is to certify that the engineering features of this waste processing facility have been designed/examined by me and found to conform to engineering principles applicable to such facilities. In my professional judgment, this facility, when properly maintained and operated, will comply with all applicable statutes of the State of Florida and rules of the Department. It is agreed that the undersigned will provide the applicant with a set of instructions of proper maintenance and operation of the facility.

Signature

Jason Timmons, P.E., Tech. Spec. III
Name and Title (please type)

65869
Florida Registration Number (please affix seal)

4000 Knights Trail Road
Mailing Address

Nokomis, FL 34275
City, State, Zip Code

jtimmons@scgov.net
E-Mail address (if available)

(941) 861-1572
Telephone Number

9/11/14
Date

JASON E. TIMMONS LICENSE No 65869 STATE OF FLORIDA PROFESSIONAL ENGINEER 9/11/14

SUPPORTING INFORMATION

Central County Solid Waste Disposal Complex (CCSWDC)
Construction and Demolition Debris and Class III Materials Recovery Facility
(C&DD and Class III MRF)
Operations Permit Renewal Application

Part B Additional Information:

Please attach the following reports or documentation as required.

1. Provide a description of the operation of the facility that shall include (62-701.710(2)(a), F.A.C.):
    1. The types of materials, i.e., wastes, recyclable materials or recovered materials, to be managed or processed;
    Please refer to Section 1.A of the Operations Plan provided in Appendix A.

    2. The expected daily average and maximum weights or volumes of materials to be managed or processed;
    Please refer to Section 1.B of the Operations Plan provided in Appendix A.

    3. How the materials will be managed or processed;
    Please refer to Section 1.C of the Operations Plan provided in Appendix A.

    4. How the materials will flow through the facility including locations of the loading, unloading, sorting, processing and storage areas;
    Please refer to Section 1.D of the Operations Plan provided in Appendix A.

    5. The types of equipment that will be used;
    Please refer to Section 1.E of the Operations Plan provided in Appendix A.

    6. The maximum time materials will be stored at the facility;
    Please refer to Section 1.F of the Operations Plan provided in Appendix A.

    7. The maximum amounts of wastes, recyclable materials, and recovered materials that will be stored at the facility at any one time; and
    Please refer to Section 1.G of the Operations Plan provided in Appendix A.

    8. The expected disposition of materials after leaving the facility.
    Please refer to Section 1.H of the Operations Plan provided in Appendix A.

2. Attach a site plan, signed and sealed by a professional engineer registered under Chapter 471, F.S., with a scale not greater than 200 feet to the inch, which shows the facility location, total acreage of the site, and any other relevant features such as water bodies or wetlands on or within 200 feet of the site, potable water wells on or within 500 feet of the site (62-701.710(2)(b), F.A.C.).
   Please see the Site Plan provided in Appendix B. The area of the MRF within the perimeter fence is approximately 9 acres. In addition, several maps depicting the site location at the CCSWDC, surrounding wetland areas in proximity to the CCSWDC and other features are provided in Appendix B for reference. These figures were submitted as part of the CCSWDC Permit Renewal Application in September 2014.

3. Provide a boundary survey and legal description of the property (62-701.710(2)(c), F.A.C.).
   Please refer to the boundary survey and legal description information of the CCSWDC property provided in Appendix D. The C&DD and Class III MRF is located within the property boundary of the CCSWDC as shown on the site plan provided in Appendix B. There is no separate property boundary survey for the MRF since it is located within the CCSWDC property owned by Sarasota County.

4. Provide a construction plan, including engineering calculations, that describes how the applicant will comply with the design requirements of subsection 62-701.710(3), F.A.C. (62-701.710(2)(d), F.A.C.).
   The C&DD and Class III MRF at the CCSWDC was previously constructed and permitted for construction to meet the design requirements at the time of permitting. No additional construction is proposed as part of this permit renewal application therefore no additional engineering calculations are provided at this time.

5. Provide an operation plan that describes how the applicant will comply with subsection 62-701.710(4), F.A.C. and the recordkeeping requirements of subsection 62-701.710(8), F.A.C. (62-701.710(2)(e), F.A.C.).
   Please refer to the Operations Plan Sections 2A through 2G for information regarding compliance with subsection 62-701.710(4), F.A.C. as well as Section 2H for information regarding the recordkeeping requirements. The Operations Plan is provided in Appendix A.

6. Provide a closure plan that describes how the applicant will comply with subsection 62-701.710(6), F.A.C. (62-701.710(2)(f), F.A.C.).
   Please refer to Section 3 of the Operations Plan provided in Appendix A.

7. Provide a contingency plan that describes how the applicant will comply with subsection 62-701.320(16), F.A.C. (62-701.710(2)(g), F.A.C.).
   Please refer to Section 4 of the Operations Plan provided in Appendix A.

8. Unless exempted by subparagraph 62-701.710(1)(d)1., F.A.C., provide the financial assurance documentation required by subsection 62-701.710(7), F.A.C. (62-701.710(2)(h), F.A.C.).
   Please refer to the cost estimate calculations provided in Appendix C. Please note that the closure costs for the C&DD and Class III MRF is provided for in the Class I Landfill Financial Assurance documentation last approved by the Florida Department of Environmental Protection (Department) in February 2014 (annual update). The cost estimates included with this application indicate a reduction in cost since the 2009 cost estimate. Therefore, the Class I financial assurance cost estimates, which include the closure costs for the MRF, currently have sufficient funds to adequately fund the closure of the MRF if the cost estimates presented in this application are approved.

9. Provide a history and description of any enforcement actions by the applicant described in subsection 62-701.320(3), F.A.C. relating to solid waste management facilities in Florida. (62-701.710(2), F.A.C. and 62-701.320(7)(i), F.A.C.)

   The following enforcement actions have occurred regarding sites under the control of Sarasota County Solid Waste Operations:

   1. **Executed Consent Order OGC Case No. 90-1139 dated July 2, 1991. (17th Street Closed Landfill Site) – Active**
   2. **Executed Consent Order OGC Case No. 08-1728 dated October 8, 2008. (Central County Solid Waste Disposal Complex) – Active**
   3. **Executed Consent Order OGC Case No. 10-3569 dated February 28, 2011. (Bee Ridge Landfill) - CLOSED**

10. Provide documentation that the applicant either owns the property or has legal authorization from the property owner to use the site for a waste processing facility (62-701.710(2), F.A.C. and 62-701.320(7)(g), F.A.C.)

    The CCSWDC and C&DD and Class III MRF are owned by Sarasota County. Please refer to the property deed and property boundary map provided in Appendix D.

APPENDIX A

MATERIALS RECOVERY FACILITY OPERATIONS PLAN

Sarasota County
Solid Waste Operations

Central County Solid Waste Disposal Complex Operations Plan – Materials Recovery Facility

September 2014

Prepared by
Sarasota County Solid Waste Operations
4000 Knights Trail Road
Nokomis, FL 34275

1. Description of Facility Operation

A. Types of materials, i.e., wastes, recyclable materials or recovered materials, to be managed or processed.

The Materials Recovery Facility for Construction and Demolition Debris (MRF) will accept, process and recycle materials that meet the definition of Construction and Demolition Debris as specified by F.A.C. 62-701.200(24).

> **Construction and Demolition Debris (C&D Debris):** means discarded materials generally considered to be not water soluble and non-hazardous in nature, including but not limited to steel, glass, brick, concrete, asphalt material, pipe, gypsum wallboard, and lumber, from the construction or destruction of a structure as part of a construction or demolition project or from the renovation of a structure, including such debris from construction of structures at a site remote from the construction or demolition project site. The term includes rocks, soils, tree remains, trees, and other vegetative matter that normally results from land clearing or land development operations for a construction project; clean cardboard, paper, plastic, wood, and metal scraps from a construction project; except as provided in Section 403.707(9)(j), F.S., yard trash and unpainted, non-treated wood scraps from sources other than construction or demolition projects; scrap from manufacturing facilities that is the type of material generally used in construction projects and that would meet the definition of construction and demolition debris if it were generated as part of a construction or demolition project, including debris from the construction of manufactured homes and scrap shingles, wallboard, siding concrete, and similar materials from industrial or commercial facilities and de minims amounts of other non-hazardous wastes that are generated at construction or demolition projects, provided such amounts are consistent with best management practices of the construction and demolition industries. Mixing of construction and demolition debris with other types of solid waste will cause it to be classified as other than construction and demolition debris. The term also includes:
>
> (a) Clean cardboard, paper, plastic, wood, and metal scraps from a construction project;
> (b) Except as provided in s. 403.707(9)(j), yard trash and unpainted, nontreated wood scraps and wood pallets from sources other than construction or demolition projects;
> (c) Scrap from manufacturing facilities which is the type of material generally used in construction projects and which would meet the definition of construction and demolition debris if it were generated as part of a construction or demolition project. This includes debris from the construction of manufactured homes and scrap shingles, wallboard, siding concrete, and similar materials from industrial or commercial facilities; and
> (d) De minims amounts of other nonhazardous wastes that are generated at construction or destruction projects, provided such amounts are consistent with best management practices of the industry.

The MRF may also accept, process and recycle materials that meet the definition of a Class III Waste as specified by F.A.C. 62-701.200(14). Class III materials shall be limited to items associated with the renovation or destruction of a structure such as carpet, carpet padding, cardboard, plastic and paper and they must be recycled in order to be accepted.

Class III Waste: means yard trash, construction and demolition debris, processed tires, asbestos, carpet, cardboard, paper, glass, plastic, furniture other than appliances, or other materials approved by the Florida Department of Environmental Protection, that are not expected to produce leachate that poses a threat to public health or the environment. Refer to Rule 62-701 F.A.C.

B. Expected daily average and maximum weights or volumes of materials to be managed or processed

Historical daily averages for construction and demolition debris that have been received at the MRF are summarized in Table 1-1. Based on historic values the expected daily average for materials to be managed and processed is between 80 and 200 tons per day. The maximum weight of materials to be managed and processed is 200 tons per day which is based on the contractual agreement with the facility operator.

TABLE 1-1

Construction & Demolition Debris Fiscal Year Report

	FY99	FY00	FY01	FY02	FY03	FY04	FY05	FY06	FY07	FY08	FY09	FY10	FY11	FY12	FY13	FY14
C&D Tons Received	46106	56872	44228	50081	45827	60397	68321	78315	52144	31719	24580	21261	20123	20259	27893	26261
Daily Average Weight (Tons)	149	184	143	162	148	195	221	253	169	103	80	69	65	66	90	101
Maximum Daily Weight (Tons)															200	200

Daily Average Based on Facility Opened 309 days/year
Maximum Daily Weight (Tons) Based on contractual agreement 2013-441 effective 10/01/2013
FY14 - Based on 10 months

C. How will the materials be managed or processed

The County owned, contractor operated Waste Processing Facility/Materials Recovery Facility (MRF) is for the acceptance, sorting, processing, recycling and management of construction and demolition debris and select Class III Waste. Select Class III Waste includes but is not limited to carpet, carpet padding, plastic, cardboard and paper. These materials are received in loads as part of construction and demolition projects and can readily be recycled and diverted from landfill disposal.

A customer arriving at the landfill with construction and demolition debris (C&D) obtains a weight ticket for their materials and is directed to go to the MRF by the scalehouse attendant.

Customers arriving at the MRF present the weight ticket to the spotter at the MRF. The spotter screens each load for unacceptable materials which includes asking the customer questions regarding the load contents. Based upon the results of the waste screening process, loads with no known unauthorized or hazardous waste are deposited onto the sorting floor while loads with unauthorized or hazardous waste are rejected from acceptance.

Materials that reach the sorting floor are then sorted to remove recyclable materials. Once the recyclable materials are separated from the load, they are then diverted to designated processing or storage areas. Mixed recyclable materials that are used to make recovered screened material (RSM) are moved to a designated area before they are processed.

Materials that are not recyclable are placed in a designated storage area where they are stored prior to transport for disposal at a permitted Solid Waste Management Facility. All de minimus amounts of Class I waste that are separated from the materials are placed in a designated receptacle where they are stored until they are disposed of into a permitted Class I Solid Waste Management Facility. The storage time period limit for Class I waste is seven (7) calendar days.

When there is an adequate amount of material to process to make RSM, the material is ground and processed through a shaker/screen machine. The consistency of the material must pass through a 2-inch (100%) and ¼ inch (50%) screen. The shaker/screen machine is equipped with a magnetic screen to remove nails and other sharp metal objects from the final RSM product.

The sorted recyclable materials are stored onsite until the facility operator makes arrangements for transport to offsite recycling or processing locations.

D. How will materials flow through the facility including locations of the loading, unloading, sorting, processing, and storage areas

The materials flow schematic is shown on Figure 1-1. The specific locations for loading, unloading, sorting, processing and storage areas are shown on Figure 1-2.

Remainder of Page Left Intentionally Blank

FIGURE 1-1
MRF Materials Flow Schematic

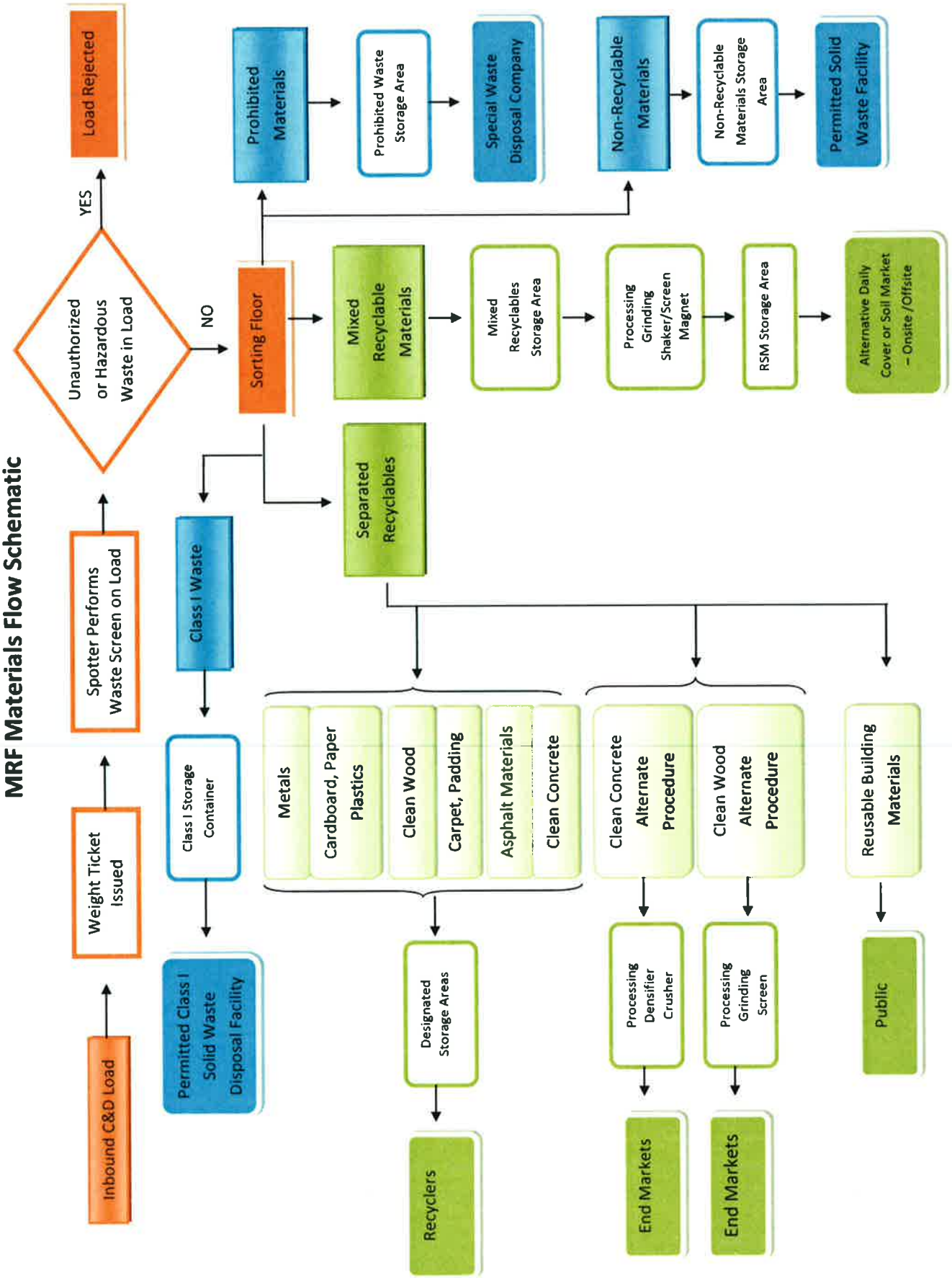

E. Types of equipment that will be used

The types of equipment that will be used at the MRF includes equipment to move and transport unsorted, sorted and processed materials as well as equipment to process materials into recovered products or to package materials for storage and eventual transport to an off-site recycling or permitted disposal facility. Equipment includes, but is not limited to, the following:

Payloaders	Bailers
Power Screens	Pumps
Material Screens	Water Truck
Wood Grinders	Roll-off Containers
Densifers	Off Road Trucks
Crushers	Dump Trucks
Excavators	Semi Tractors & Trailers
Magnets	Roll-off Trucks

F. The maximum time materials will be stored at the facility

Refer to Table 1-2 and Figure 1-2 for the maximum time materials will be stored at the MRF.

G. The maximum amounts of wastes, recyclable materials, and recovered materials that will be stored at the facility at any one time

Refer to Table 1-2 and Figure 1-2 for the maximum amounts of wastes and recyclable materials that will be stored at the MRF.

Table 1-2
MRF Storage Area Capacities and Removal Schedule

Area #	Area Name	Maximum Storage Time (calendar days)	Area Dimensions			Maximum Storage Volume (cubic yards)
			Width Feet	Length Feet	Height Feet	
1	Unloading/Sorting Floor	1 day	50	230	15	6389
2	Non-Recyclable Materials Storage	7 days	42	225	15	5250
3	Mixed Recyclable Materials Processing	7 days	48	225	15	6000
4	RSM Storage Area	60 days	28	60	8	498
5	Separated Recyclables Processing	30 days	35	50	15	972
6	Hazardous Materials Storage Area/Class I Waste	30 days	10	50	10	185
7	Metals Storage Area	90 days	22	50	10	407
8	Processed Recyclables Storage Area	90 days	32	45	10	533
9	Reusable materials Area	365 days	40	30	10	444
10	Processed Recyclable Storage Area	365 days	25	80	15	1111
11	Clean Concrete Storage Area	180 days	100	160	15	8889
12	Clean Wood Processing & Storage Area	180 days	100	300	15	16667
	Total Area for Processing and Storage					***47346***

FIGURE 1-2
MRF Material Processing & Storage Areas



KEY

1 Unloading/Sorting Floor
2 Non-Recyclable Materials Storage
3 Mixed Recyclable Materials Processing
4 RSM Storage Area
5 Separated Recyclables Processing
6 Hazardous Materials Storage Area
7 Class 1 Waste Storage Area
7 Metals Storage Area
8 Processed Recyclables Storage Area
9 Reusable Materials Area
10 Processed Recyclables Storage Area
11 Clean Concrete Storage Area
12 Clean Wood Processing Area
12 Clean Wood Storage Area
13 Empty Container Storage Area

H. Expected disposition of materials after leaving the facility

See Figure 1-1 MRF Materials Flow Schematic for information on disposition of materials.

2. Operational Requirements

A. Storage of putrescible and unauthorized wastes

All putrescible waste shall be sorted and removed from incoming loads as they are received by the facility operator. Putrescible waste shall be stored in a leak-proof container with the lid closed, except when wastes are being deposited or removed from the container. The putrescible waste container shall be emptied when the container is full or at a minimum every 7 days, whichever occurs first. Any other unauthorized waste received by the facility shall be segregated and transported to an authorized disposal or recycling facility within 30 days of receipt.

B. Control of odor and vectors

The MRF shall be operated so that objectionable odors do not occur beyond the facilities property boundary. If odors do occur, then the facility operator shall immediately employ techniques and processes to rid the area of odors within a twenty-four (24) hour time period. Vectors shall be controlled by operating the MRF in an orderly, clean manner at all times. If vectors do occur, the facility operator shall immediately employ techniques and processes to rid the area of vectors within a twenty-four (24) hour time period. Litter shall be collected on a daily basis.

C. Operator and spotter training

Operators and spotters at the MRF shall be trained in accordance with subsection 62-701.320(15), F.A.C. A trained operator shall be on duty whenever the facility is operating and one trained spotter shall be on duty at all times the MRF is open to the public and receiving waste materials. Operating hours are posted at the facility. Current operating hours are Monday – Saturday from 8:00 am to 5:00 pm, excluding the holidays of New Year's Day, Independence Day, Thanksgiving and Christmas. Operating hours are subject to change.

Copies of operator and spotter certifications are available at the MRF office or the Landfill Administration Building.

> **62-701.320(15)**. Operator and spotter training and special criteria. The owner or operator of a landfill, or other solid waste management facility required by this chapter to have trained operators or spotters, shall not employ a person to perform,

nor may any person perform, the duties of an operator or spotter at such facility unless that person is a trained operator or trained spotter. A facility may employ interim spotters, but only if they work under the direct supervision of a trained spotter or trained operator. A facility may employ an interim operator in lieu of a trained operator for no more than three consecutive months.

(a) Owners and operators of facilities shall ensure that operators employed at the facility are properly trained to operate the facility, and that spotters are properly trained to identify and properly manage any unauthorized waste which is received at the facility. A training plan shall be included as part of the permit application. The training plan shall either include a list and schedule of those classes offered to the public which will be attended by the facility's operators and spotters, or shall include a description of the facility's in-house training program. All training courses, whether public or in-house, must be approved by the Department in accordance with Section 403.716, F.S. Any in-house operator training program which includes an examination required by this subsection must be administered by an independent third party. Any other in-house operator training program must be administered by a trained operator. Any in-house spotter training program must be administered by a trained operator or a trained spotter. The training plan, along with records documenting how the training plan is being implemented, shall be kept at the facility at all times and be made available for inspection by Department staff. The Department will maintain a list of relevant training courses which are available in this State.

(b) In order to be considered trained, operators of the following facilities shall complete the following training requirements at courses described in the facility's operating plan:

1. Operators of landfills, and operators of construction and demolition debris disposal facilities, shall complete 24 hours of initial training, and shall pass an examination as part of that training. Within three years after passing the examination, and every three years thereafter, operators shall complete an additional 16 hours of continued training.
2. Operators of waste processing facilities shall complete 16 hours of initial training, and shall pass an examination as part of that training. Within three years after passing the examination, and every three years thereafter, operators shall complete an additional 8 hours of continued training.

(c) In order to be considered trained, spotters shall complete 8 hours of initial training at courses described in the facility's operating plan. Within three years after attending the initial training, and every three years thereafter, spotters shall complete an additional 4 hours of continued training.

D. Fire protection

Fire protection is provided by the Nokomis Fire Department. The Nokomis Fire Department works through mutual aide agreements with Sarasota County and Venice

Fire Departments. The Sarasota County Fire Department annually inspects the MRF for fire safety compliance. A copy of the inspection report is kept on-site at the Landfill Administration Building.

If a fire starts, employees are instructed to dial 911, and to move the public from the site to a safe location until help arrives. The MRF has general purpose fire extinguishers (ABC) at locations throughout the site that can be used to extinguish small fires. The MRF also has a water supply system throughout the MRF that can be used for fire suppression. There is a 3" diameter PVC pipe with quick coupler hose adapters and nozzles located at 250-foot grid pattern throughout the MRF. The facility operator also has a mobile 2,500-gallon water truck on site that can be used to put water on a fire.

The MRF will be shut down to the public if a fire occurs until the responding Fire Department releases the site back to the facility operator. No waste acceptance or processing shall be performed during a fire.

E. Facility access

Access to the MRF is controlled by three separate security systems. The first is the main entrance gates to the landfill site which are kept locked when the landfill is closed to the public. The second security system to the gate controlled access to the interior landfill site where the MRF is location and the third security system is the parameter fence that surrounds the property boundary of the MRF.

F. Leachate containment

All sorting areas as well as the materials storage areas for mixed recyclables waiting to be processed as RSM and separated non-recyclable materials storage area are located within the leachate collection system.

The leachate containment area is designed to collect the leachate that may be within a load or generated by a rain event. The entire leachate containment area is made of a poured concrete slab that is sloped to drain into the leachate collection system to prevent the discharge of leachate, and minimize the presence of standing water.

Liquid within the containment area flows by gravity to the trench drains. The trench drains are 12-inch wide rectangular concrete channels 85 feet in length. These drains are covered with a traffic-bearing grate. Leachate flows from the trench drains into a 15-inch diameter HDPE pipe. This pipe conveys the leachate from the containment area to the wet well. Leachate then enters the 5,000 gallon wet well/separator box. The separator section of the box has a 1,250-gallon capacity and is used to remove solids and reduce turbidity. The separator section is inspected weekly to ensure that the accumulation of solids and sediment settled out of the raw leachate discharge from the containment area do not restrict flow into the wet well section of the box. Accumulated solids, and sediments are removed as needed. Leachate then flows into the wet well pump station. The pump station has a 3,750-gallon capacity and contains two pumps, pump number one and pump number two. Pump number one is used to discharge leachate to the four inch diameter force main that connects the wet well/separator box to the six inch diameter force main that conveys leachate from the Class I area to the leachate storage tanks. A backflow prevention valve prevents leachate from the leachate force main from entering the wet well pump station. All leachate discharged to the leachate force main is recorded by a

flowmeter installed at the discharge of the MRF before discharge to the leachate force main. This information is recorded daily and included with the leachate reports for the landfill. Pump number two is used to transfer leachate to the sprinkler water storage facility. The sprinkler water storage facility consists of two interconnected 5,000-gallon tanks. These tanks are located within secondary containment. Pump number three supplies leachate from the sprinkler water storage facility for use as dust control during operations within the leachate containment area. The leachate is conveyed by a three-inch diameter, Sch 40 PVC pipe. This liquid is used for dust control prior to and during screening or grinding operations within the leachate control area. A hose will manually apply this dust control liquid with a spray nozzle directed to prevent overspray. If the sprinkler storage facility is at maximum capacity and more leachate enters the wet well pump station, the leachate pump (pump number one) will activate. Pump number one, will pump the leachate through a flowmeter, pump number two may operate in parallel with pump number one. Pump number two can pump leachate to the leachate forcemain rather than to the sprinkler water storage facility, and can backup pump number one. At the end of each operating day and at other times if necessary such as in the case of pump number one failure, the valve from pump number two to the sprinkler water storage tank will be closed, and the valve from pump number two to the leachate force main opened to allow pump number two to discharge to the leachate forcemain. This tank system conforms to the requirements of Rule 62-701.400(6)(c) and is equipped with an overfill prevention system.

Collected leachate within the truck loading area is pumped into the leachate collection drain with a portable sump pump or it can be drained by the small valve at the bottom of the pit where it will drain via gravity to the collection tank. All sediments that are removed from the truck loading area are disposed of in a permitted Class I Landfill.

The leachate collection system is inspected weekly by the facility operator to ensure it is in good working order. The exposed exterior of all above ground tanks are inspected for adequacy of the cathodic protection system, leaks, corrosion and maintenance deficiencies. Interior inspection of tanks shall be performed whenever the tank is drained or at a minimum of every three years. Inspection records are kept at the MRF.

G. Unauthorized Wastes/Hazardous Waste/Prohibited Materials

All loads are inspected for unauthorized waste, hazardous waste and or prohibited materials by a certified or "in-training" spotter or operator. In the event that unauthorized waste, hazardous wastes or prohibited materials are found in a load, the entire load or the portion of the load with the unacceptable materials will be rejected. Upon rejection of any load, the facility operator shall immediately notify the County's landfill inspector as well as provide information to the customer on the proper disposal methods for the materials that cannot be accepted at the MRF.

If unauthorized waste, hazardous waste and or prohibited materials are discovered after unloading has occurred, the materials and or wastes will be relocated to the designated storage area. The operator shall immediately notify the County landfill inspector and the County shall notify the Department. If known, attempts to have the customer return to the site to remove the materials and or wastes will be initiated. If the customer doesn't return to the site, then the facility operator shall be responsible for proper disposal. All

unauthorized wastes, hazardous wastes and prohibited materials shall be removed from the MRF site within 30 calendar days according to all federal, state and local regulations.

Examples of unauthorized waste, hazardous waste and or prohibited materials include the following:

Construction and demolition debris mixed with Class I waste
Construction and demolition debris mixed with non-recyclable Class III waste
Asbestos
Asbestos containing materials
Batteries – all types
Class I waste
Class III waste – except recyclable Class III waste from construction/destruction activities
Fluorescent lamps including other types of lightening
Hazardous Waste – including wastes that met the residential exemption
Paint - all types
Biomedical wastes
Ballasts
White goods
Tires
Liquids
Electronic devices
Contaminated soil

H. Recordkeeping

Operational records are maintained to include a daily log of the quantity of solid waste received, processed, stored, and removed from the site for recycling or disposal and the county of origin of the waste, if known. These records include each type of solid waste, recovered materials, residuals, and unacceptable waste, which is processed, recycled, and disposed. Such records shall be compiled on a monthly basis and shall be available for inspection by the Department. Records are retained at the Landfill Administration Office for three years.

Sarasota County will submit an annual report to the Department on Form 62-701.900(7). The report will include a summary of the amounts and types of wastes disposed of or recycled. Sarasota County will include a statement giving the county of origin of materials recycled. The report will be submitted no later than February 1 of each year and covers the preceding calendar year.

3. Closure Plan

Sarasota County will notify the Department in writing prior to ceasing operations, and will specify a closing date. No waste will be received by the MRF after the closing date. Within 30 days after receiving the final solid waste shipment, the owner will remove or otherwise dispose of all solid waste. Putrescible wastes will be removed within seven (7) calendar days. Closure will be completed within 180 days after receiving the final solid waste shipment. Closure will include removal of all recovered materials from the site for recycling or for disposal. When closure is completed, Sarasota County will certify in writing to the Department that closure is complete. Financial assurance for closure of the MRF is included in the Class I Landfill Financial Assurance Cost Estimate for closure and is updated annually in accordance with Rule 62-701, FAC.

4. Contingency Plan

The daily operations at the MRF are the responsibility of the company that has been contracted by the County to operate the facility. The Contingency Plan for the MRF is a corporate developed plan of the current company that operates the MRF and is referred to as an Emergency Management Plan. The plan has been reviewed and approved for implementation by the County. If a new company is selected to operate the MRF after a permit has been issued, then the County will submit for a permit modification to update the Operations Plan with the new company's plan. The current Emergency Management Plan for the company operating the MRF as of the most recent version of this Operations Plan is attached herein.

Remainder of Page Left Intentionally Blank

EMERGENCY MANAGEMENT PLAN

WCA of Florida, Inc.

Knights Trail Road Transfer Station

4000 Knights Trail Road

Nokomis, Florida 34275

Ph. (941) 486 - 1352

TABLE OF CONTENTS

Section I – Administrative	3
Section II – General	7
Section III – Preparatory Activities	10
Section IV – Response Activities	12
Section V – Personnel Movement (Evacuation)	15
Section VI – Medical Emergencies	16
Section VII – Fires / Explosions	17
Section IX – Spills	19
Section X – Natural Disasters	21
Section XI – Bomb Threat	23

I. ADMINISTRATIVE

A. Responsibilities

The Site Manager shall provide the direction and support necessary to develop this plan, and to assure its ongoing timeliness, appropriateness, and training. Copies of the completed plans, attachments and updates shall be maintained in the Site Manager's office.

The local Site Manager shall serve as the Emergency Coordinator (E.C.) and will supervise the plan's development, chair any related committees, appoint alternates, and insure that the operation maintains an adequate state of emergency readiness.

B. Management Succession

The following personnel will serve as the Management Representatives in the event of an emergency. They are listed in order of management succession:

Roger Redman	Site Manager	O. 941.486.1352 C. 941.809.7990
Mike Gabbert	S.W. FL Area Manager	O. 941.377.5370 C. 941.628.4005
David Ginapp	Regional Maintenance Mgr.	O. 352.264.3269 C. 352.317.7531

C. Emergency Response Team

1. Composition

Emergency Coordinator:	Roger Redman
Alternate E.C.:	Mike Gabbert
Administrative Coordinator:	Roger Redman
Maintenance Coordinator:	Roger Redman
Operations Coordinator:	Roger Redman

1. Duties/Responsibilities

a. Emergency Coordinator

- Shall be responsible for the implementation of this plan so as to assure a smooth transition during and after emergency conditions.
- Shall determine when an emergency exists and when to implement this plan.
- Shall give the order to evacuate by activating alarm systems or notifying all facility personnel using verbal commands.
- Shall verify that all personnel have safely evacuated the facility and are accounted for.
- Shall designate emergency headquarters and alternate headquarters if needed.
- Shall establish and maintain a Liaison with local fire, police, civil defense and mutual aid organizations.
- Shall ensure all effected utilities are shut down as required
- Shall ensure all members of emergency response team are notified of the emergency and are performing their assigned functions.
- Shall ensure all required notifications are made (Sarasota County/Regional HQ/Regional Safety, and Environmental/Corp., etc.).
- Shall ensure all areas of the facility are swept assure safe personnel movement when required.
- Shall ensure media questions are responded to accordingly (see Sec. IV. D. in this plan).
- Shall determine when to sound the "all clear", with the advice of police and fire officials when needed.
- Shall take all reasonable measures to ensure that fires, spills, explosions, etc… do not occur, recur or spread.
- Regularly review the state of emergency readiness to include developing, executing and documenting, at least bi-annual, tests and exercises of the various components of the plan.

b. Alternate E.C. and Administrative Coordinator

- Shall assume the responsibilities of the emergency coordinator if necessary.
- Shall assign duties to Administrative Personnel as required to assure security of records and the smooth transition from emergency conditions to normal operations.

c. Operations Coordinator

- Shall be responsible for the security and safety of the fleet.
- Shall assign duties to operations personnel as required to restore normal operations, taking direction from the E.C.
- Shall ensure all operations personnel are safely evacuated and accounted for.

d. Maintenance Coordinator

- Shall be responsible for the security and safety of equipment in the shop.
- Shall assign duties to maintenance personnel as required to restore the fleet to normal operating condition. Priorities will be directed by the E.C.
- Shall ensure all maintenance personnel are safely evacuated and accounted for.
- Shall be responsible for disconnecting, shutting-down all power sources including HVAC system, pneumatic system, fuel system, electrical supply, water supply, and propane supply as required.

e. All Employees

- Responsible to report fires or other emergency situations.
- Responsible for following the directions of this program, the E.C. or Alternate E.C., or emergency rescue crews as required.
- Perform assigned duties as found in specific plan sections or assigned.

D. Corporate/Regional Resources

Corporate and Regional Departments that are available to provide support and advice during emergencies include Human Resources, Public Affairs, Environmental Health and Safety, Engineering, and Legal.

E. Schedules for Plan Updates

The written Site Plan shall be reviewed for timeliness and accuracy on at least an annual basis by the E.C. Major changes at the facility such as remodeling, new construction, an acquisition, a management reorganization, etc... warrant review and updating of the Site Plan. The Plan will also be amended whenever:

1. Applicable regulations are revised.
2. The Plan fails an emergency
3. The list of emergency equipment changes.

Copies of revised or amended Plans will be available on site for review by regulatory agencies and a copy be issued to Sarasota County.

All personnel will be briefed on revisions as required.

F. Distribution of Emergency Management Plan

This plan will be kept in the Site Manger's office and will be accessible to all employees during hours of occupation. Sections relative to an individual's responsibilities will be distributed to that individual. Evacuation routes with assembly areas identified will be posted in several locations throughout the facility. A copy of this Plan will be available to all employees upon request.

II. GENERAL

Description of facility

WCA of Florida- Knights Trail Road is a construction & demolition debris transfer station located at 4000 Knights Trail Rd, Nokomis, FL, 34275. The facility includes the administrative office trailer, an equipment repair shop and the covered parking/storage areas. This facility resides inside Sarasota County Landfill.

Access to the parking and maintenance area is by utilizing the driveway from Sarasota County Landfill access Rd. The transfer station in its entirety is surrounded by chain link fencing. Employee and personal parking is located in the front of the administrative office trailer. The administrative office trailer has a security system including intrusion alarms and a fire alarm system that includes pull handles. The maintenance facility is equipped with fire extinguishers. The Administration Office Trailer is equipped with telephone service.

Approximately 4 employees are present at the facility during operating hours. Drivers that are based at the site are typically present at the facility for the entire time during the day.

The Knights Trail Road facility is the base of operations for the transfer of construction and demolitions debris. Hours for operations and maintenance are 8:00 am to 5:00 pm .

Areas of emergency incident vulnerability include all equipment fueling areas, the maintenance facility, and covered storage area which houses combustible and flammable storage cabinet and flammable welding gas.

All equipment assigned to the Site are parked and maintained on premises.

Site Inventory

1. Critical areas:

    a. Personnel injury – maintenance shop
    b. Parts room (theft) – covered storage and maintenance shop
    c. Vital records (theft) – office trailer.

2. Vulnerabilities:

    a. Office equipment (theft) – first floor, maintenance shop

3. Local contractor resources:

a. Medical – Fruitville Walk-In Clinic	941.954.8686
b. Medical – Venice Regional Hospital	941.483.7000
c. Ambulance – Sarasota County Fire Dept.	911 or 941.480.3030
d. Fire	911 or 941.480.3030
e. Police	911 or 941.866.8000
f. Carpentry Repair –	None
g. Electrical Services – Mader Electric	800.582.6006
h. Glass Contractor –	None
i. Plumbing – Sean McCutcheon	941.921.7288
j. PC Computer Repair – WCA IT	713.292.2400
k. Office Supplies – Staples	
l. Safety Equipment – Ritz Safety	813.621.2127
m. Fire Extinguishers – Gulf Coast Fire	941.955.6074
n. First Aid Supplies – Ritz Safety	813.621.2127
o. Heavy Equipment Repair – Southern Crane & Tractor	941.916.5401
p. Tow Truck Service - Norm's Towing	941.755.1195
q. Heavy Ind. Cleaning –	None
r. Oil Spill Cleanup –	800.424.8802
s. Hazardous Waste Cleanup –	800.424.8802
t. Poison	800.222.1222

4. Employee primary and secondary skill:

    a. Mechanical and repair
       Harry O'Brien
    b. Heavy equipment operation
       Paul (P.J.) Lamare.

5. Vital records storage:

a. Fireproof file cabinets
    1. None on site.
b. Site Manager's Office
    1. Permits binder: Non-fire proof.
    2. Insurance certificates: Non-fire proof cabinet.
    3. Legal documents: None on site.
c. Computer Room
d. Backup computer programs and disks
e. Maintenance fire-proof file-cabinet.
    1. None on site.

D. Alternate Locations:

There are four WCA facilities within ninety miles of us that would allow temporary space if needed:

1. WCA – Fruitville Hauling & Transfer Station – approx 23 miles
2. WCA – 63rd Transfer Station - approx 32.7 miles
3. WCA – Desoto Landfill - approx 66.7 miles
4. WCA – Fort Meade Landfill - approx 88.5 miles

III. PREPARATORY ACTIVITIES

A. Communications

1. Alert and Warning Systems

In the event of a facility emergency, all personnel will be notified by the fire alarm system, the telephone, or the radio system. All employees who are not on the premises will be notified by way of cell phone.

If an emergency occurs while the facility is closed or during the early morning, when there is a limited number of personnel on site, the 24-hour central monitoring service will notify the following persons in the order listed.

1. Roger Redman (home) 941.698.9484 or (cell) 941.809.7990
2. Paul Lamere (cell) 603.677.2320 or (wife's cell) 941.615.7138
3. Mike Gabbert (office) 941.377.5370 or (cell) 941.628.4005

These individuals will notify all other personnel.

2. The Media

All media inquiries will be directed to the S.W. FL Area Manager, who is the ONLY person, authorized to respond to the media. Further directions for dealing with the media are listed in Section IV D. of this Plan.

3. Families

The Site Manager will be responsible for communication and support to families of employees who have been affected by an emergency situation.

B. Training

1. Emergency Plan Training

It will be the responsibility of the E.C. or his designee to train personnel in the use of the Plan. Training will take place annually or when significant changes occur to the Plan.

Training will include:

- Location of Evacuation Route/Assembly area sheets
- Location of written program
- Individual responsibilities
- General warning/alert system recognition
- Mock evacuation using different scenarios
- Program requirements
- Fire extinguisher placement and usage

2. Training Resources – Regional Health and Safety staffs are available to assist in conducting training.

IV. RESPONSE ACTIVITIES

A. Assessment of Situation

The E.C. shall immediately, upon notification, assess the emergency situation as to it's:

- Actual existence
- Character
- Source
- Severity
- Extent
- Most immediate impact
- Existing injuries and damage
- Possible hazards to human health or the environment
- Appropriate internal or external responses
- Salvageable aspects of involved areas and uninvolved areas

B. Containment and Control

All practical efforts should be taken to safely contain the emergency to a particular location by:

- Stopping processes and operations
- Evacuating and restricting areas
- Removing volatile and threatened items (vehicles, fuel, chemicals, etc.)

C. Security Measures

Consideration will be given to:

- Protecting personnel from further threats or risks
- Restricting access to key assets and vital records
- Controlling access to the Site and its building during all hours
- Adding countermeasures (guards, temporary fencing or lighting, cameras, etc.) to compensate for damage and changing risks

The Environmental, Health & Safety Department shall be consulted for specific advice and support.

D. Public Affairs

The Spokesperson for the facility is Mike Gabbert, SW Area Manager, in the event of an emergency, he is the **ONLY** person authorized to speak and provide answers to media personnel. **ONLY** after notification has been made to Mike Roy, WCA General Counsel at cell phone: 713-542-2565.

The designated coordinators will assist the spokesperson by providing facts and other information regarding the emergency as soon as it is available.

Both the facility spokesperson and the E.C. are responsible for knowing at all times the following information:

1. This facility's operations.
2. The number of people employed here.
3. Physical characteristics of the facility.
4. History of the facility.
5. Names, titles, length of service, home addresses, and emergency contacts for all employees.
6. Chemicals used at the facility.

The following questions will be discussed and put into written form by the Spokesperson:

1. What happened and its cause, if it can be determined?
2. Extent of damage, if any? A dollar figure should not be used as this will be determined through later investigation.
3. What is the impact on the facility, if any? What will the impact be on customers, operations and employees?
4. How will the company surmount these disruptions?
5. Will the employee's be out of work?

After the answers to these questions are determined, the Site Manger and Spokesperson will contact Mike Roy, WCA General Counsel handling WCA Corporate and Public Affairs Department in Houston, TX (cell ph. 713.542.2565). This WCA General Counsel will provide interim assistance with media relations until on-the-site assistance is available. WCA, Corporate, Houston, TX shall be contacted before contact with the media, so expediency must be considered as vital.

E. Emergency Shutdown

During an emergency, the following shutdown assignments will be in effect:

1. Roger Redman – Office Area – Shut windows/electrical devices
2. Roger Redman – Shop Area -- Electrical panel/shut doors/fuel Supply and Water

Depending on the type of emergency, assigned personnel will know the location

for emergency shutoff of the following equipment:

LOCATION OF MAIN UTILITY SHUT-OFFS

ELECTRICITY:

The main breaker panel, which contains the master breaker, is located in the front Clerk office in Administrative Office Trailer, the shop is on the far back wall, and Storage Box #1 contains the shutoff for the the covered parking/storage area and fuel pumps.

WATER:

There is one water meter located to the right side of the shop. The water shut off is also at this location.

HVAC SYSTEM:

See ***ELECTRICITY*** above.

**NOTE: all doors and windows should be shut during evacuation if safe to do so.

These assignments will be performed upon the order of the E.C. and shall **ONLY** be performed if conditions are determined to be warranted and completely safe at the time.

V. PERSONNEL MOVEMENT (EVACUATION)

A. Implementation

The evacuation plan for all areas on the site can be found in the attached Evacuation Plan.The parking to the right of the exit gate will serve as the assembly area during evacuation. The following personnel will be responsible for a head count during evacuation.

1. Roger Redman – Office Area
2. Roger Redman – Shop Area

All employees who are off site will be notified by cellular telephone with emergency details and actions to take (stay away from facility, return to facility, stay away from certain roads, etc.).

B. Order to Evacuate

An order to evacuate the office and the shop could come from either the radio system, the fire alarm system, or by verbal command or all three.

Walk to the nearest exit and leave the building. Congregate in the parking lot to the right of the exit gate, well away from the buildings or driveways, as emergency response crews will need complete access.

The assigned personnel will be responsible for checking restrooms, fire rooms and storage rooms to be certain everyone has left he buildings.

NOTE: Using a "buddy-system", look around you and make sure the people you were with inside are now outside or accounted for.

C. Re-Entry into Buildings

The E.C. and/or the emergency response crew will notify all personnel when it is Safe to re-enter the buildings.

Upon re-entry, look around your area for anything out of place/out of the ordinary in case emergency crews overlooked unsafe items/areas. Notify the E.C. immediately of anything you find.

VI. MEDICAL EMERGENCIES

A. General

An available employee trained in medical response, which may include CPR and first aid, will be summoned in the event of a minor injury. This person will assess the situation and determine how it will be handled. He will instruct WCA personnel as to the necessity of notifying Fire Department and/or paramedic services. The internal WCA incident notification process will be conducted in the event of a serious injury. First aid kits are maintained in accessible areas of the facility.

If a CPR/First-aid trained employee is not readily available, call 911 or transport the injured/ill person immediately.

B. First Aid/CPR training – to be conducted for at least 1 employee.

C. Medical Waste/Blood borne Pathogen Exposure

For accidental contact with blood or blood agents, affected employees should be Managed in accordance with the Blood borne Pathogen Program. Bloodborne Pathogen Kits are on site adjacent to First Aid Kits.

VII. FIRES

A. Facility Capabilities

1. The Administration Office is equipped with a fire alarm system.
2. Fire extinguishers are located throughout the facility. Extinguisher locations are identified on the facility's interior layout plan.

B. Forest Fires

1. This site has no capability of fighting this type of fire.
2. Call fire department immediately – call from off-site if the fire is too close.
3. Evacuate each building immediately. All personnel will assemble in the parking lot to the right of the exit gate for a head count and disperse.

C. Building Fire (defined as minor and major)

1. Minor fire – if the fire is very small (ie. a smoldering wastebasket), you may attempt to control it with a fire extinguisher. If this attempt does not work, consider it a major fire and follow those procedures. Report any fire to E.C.
2. Major fire – major fires are those that cannot be handled with one fire Extinguisher.
    - Calmly inform everyone around you a radio the situation, then evacuate the facility immediately. Gather in the designated area unless it is unsafe.
    - Call the fire department – call from another area if the fire is threatening to yourself or others in that area.
    - Ensure the E.C. is aware of the fire and appropriate actions are being taken.
    - Flammables are stored in the building – get as far away from the building as possible or take shelter behind a vehicle or other obstruction at a safe distance. Ensure the MSDS book is provided to the emergency response crew.

D. Vehicle Fires

1. Each vehicle is equipped with a 20-pound ABC fire extinguisher.
2. Call Site Manager by radio if possible or call 911. Tell the Site Manager that you have a vehicle fire, give your exact location, and stay calm. Do not attempt to call with the radio if it will cause you to endanger yourself. Find a phone if possible. The Site Manager will call the fire department if you cannot.
3. Look for a safe location and pull the truck over and shut it off.

4. Evacuate the vehicle. If you can get to the fire extinguisher safely and effectively fight the fire, do so. Do not put yourself in danger. Stay clear of the vehicle, direct traffic if needed and wait for the fire department.
5. In case of a fire in the body of a compaction vehicle, push the blade as far to the rear as possible, packing the load. Do not open the tailgate to try to dump the load. This will cause the load to ignite in an explosive manner as a result of the in-rushing oxygen. Once the fire department is on the scene, opening of the tailgate and dumping the load is then possible.
6. The Site Manager will be on the scene as soon as possible after the call for help is received.

E. Explosions – Upon hearing an explosion in the near vicinity, take the following Actions:

1. Check for fire and execute procedures for fire.
2. Alert the E.C. and make sure the local fire department is contacted if needed.
3. Evacuate personnel following evacuation procedure.
4. If evacuation is necessary, shut off electrical power and fuel supply.
5. Treat injured personnel if needed.

F. General

1. Do not put yourself in danger trying to fight a fire.
2. Evaluate the situation using your own good judgment as to whether you should try to fight the fire or not. Do this quickly. There is no right or wrong choice in these situations. Personal safety always comes first.
3. Know the locations of fire extinguishers. The telephone number of the fire department is 911.

IX. SPILLS

A. Spill Contingency Plan

The purpose of this plan is to inform WCA employees of necessary actions in the event of a spill or discharge of a hazardous material or regulated substance at this location.

B. Response

If a spill or discharge involving hazardous substances occurs, **IMMEDIATELY**:

1. Make an initial survey of the scene, determining:

   - If people are potentially threatened
   - If the presence of fire, smoke or fumes exists
   - The overall condition of the vehicle or container
   - The locations of storm sewers, sanitary sewers or sumps

2. Call the member of the Regional Environmental Health & Safety Team at the following numbers:

   1. Joe Balbi, Regional Director of EHS 386.624.2109

3. There are spill kits located near spill risk areas in the facility and each truck is equipped with a spill kit. Follow spill procedures outlined in annual training to attempt to contain the spill if it is safe.

4. Rescue the injured if possible.

5. If any employee observes a spill or discharge of a hazardous material or substance, the employee shall call the Emergency Coordinator. The Manager on site deploys the spill response equipment and notifies both Regional EHS & Regional Maintenance Manager of the incident. The Emergency Coordinator will assign one of The following persons to function as a Response Coordinator:

   1. Roger Redman

6. The assigned Response Coordinator will identify the specific hazardous substance by noting container labels, shipping papers/MSDS or vehicle placards. The types of materials that could most likely be accidentally spilled or discharges are in the following general categories:

   - Cleaning Chemicals (eg: bleach, ammonia, etc.)

- Antifreeze
- Diesel fuel
- Water treatment chemicals
- Waste oil or other petroleum products

7. The Response Coordinator makes an evaluation of the spill or discharge to Determine appropriate response actions such as:

    - Switching building ventilation from re-circulation to outside air
    - Notification of Fire Department, Police Department or environmental cleanup vendor & Sarasota County.
    - Cleanup procedures to be used
    - Building evacuation, if necessary

8. The Response Coordinator may contact the shipper(s) or manufacturer(s) of the substance for additional information.

9. The Response Coordinator will ensure proper notifications are made based upon the magnitude of the spill. Note: Petroleum spills over twenty-five (25) gallons in FL must be reported to the State of Florida FDEP and spills over ten (10) gallons shall be reported to Regional Management.

C. Spill Response Equipment

The minimum equipment to be located in the shop is as follows:

- Absorbent material – Oil – Dry (12 – 40 lbs bags)
- Toters (2)
- Brooms (2)
- Shovels (2)
- Trash bags (2)
- Containment brooms (3) located at fill pipes to petroleum tanks and in the vicinity of the fuel pump.

The basic equipment to be located on the trucks is as follows:

- Truck spill kit (contained socks, absorbent pads, gloves and reuse bag)

X. NATURAL DISASTERS

A. General

Since natural disasters usually affect large areas and many people in a relatively brief period of time, local government support is limited and the company must accept the responsibilities of self-protection and recovery.

The Emergency Coordinator will assess and respond to conditions, and implement emergency procedures in the event of temporary facility closure, flooding, or other related conditions.

Employees should be notified of pending weather emergencies and should take appropriate actions to ensure their safety. If they cannot return to the Site, instruct them to pull the vehicle to a safe location, looking out for wiring, high towers, etc., and shut it off. If there is a facility nearby, instruct the driver to seek shelter there. If no facilities are available, instruct the driver to remain in the truck unless he feels it is unsafe to do so. Attempt to maintain constant communication with the drivers to ensure they are safe. Instruct them to call-in before proceeding after the emergency is over so an assessment can be made whether they should continue with their duties or return to the Site.

HURRICANES/TORNADOES

Heavy rain, high wind gusts, and hail generally accompany tornadoes and hurricanes. Falling walls, roof sections, and high velocity blowing debris would be the predictable hazards to personnel in the event of a tornado or hurricane. While tornadoes may only remain in the area of the facility for just a brief time, hurricanes can last for long periods of time.

It is very important that personnel take safe haven before a tornado or hurricane hits. Do not try to run outside in the event inclement weather unless evacuation is necessary.

In the unlikely event of a tornado, or unanticipated hurricane force winds, the Emergency Coordinator will order employees at the facility to evacuate in advance of the storm, or assemble in a relatively secure area of building, away from unexposed windows, until the threat of damage from high winds and blowing debris subsides.

After an event, a full facility inspection should be made to identify unsafe areas and start clean up efforts as needed. Notify the E.C. of all unusual occurrences identified.

FLOODING

The electrical power must be de-energized in areas of flooding. The Emergency Coordinator will assess the danger to valuable equipment in areas subject to flooding, and arrange movement of vulnerable assets to a safe storage area and will contact emergency services as needed.

EARTHQUAKES

The main concern during an earthquake is shielding personnel from falling objects. The actual movement of the earth is rarely the cause of death or injury.

If inside: STAY INSIDE THE BUILDING

1. Sit or stand against an inside wall, or take cover under a desk, strong table, or in a doorway.
2. Stay away from windows, glass, and outside doors.
3. Do not use the telephone.
4. Avoid lighting a cigarette or striking a match for any reason until gas lines are checked for leaks.
5. Do not attempt to leave the building during a severe earthquake because of the hazard of downed power lines, falling debris, etc.
6. After event, look for and report unsafe conditions.

If outside:

1. Move away from buildings and utility lines.
2. Watch for falling glass, electrical wires, poles, or other debris.
3. After event, look for and report unsafe conditions.

XI. BOMB THREATS

A. Prevention Measures

Proper facility security measure should prevent most devices from being placed without detection. In the event of an increased security threat, more extensive measures such as more stringent security, training programs, package inspections, more involved search and evacuation procedures and recorders on appropriate phones may be implemented.

B. Handling the received Bomb Threat

In the event of receiving a bomb threat, the Emergency Coordinator must be notified. The local police, fire departments, and Sarasota County will be notified of the bomb threat. The facility will be evacuated of personnel. The facility will not be re-entered until given an "All Clear" by the police or fire department after a search of the facility. The person receiving the bomb threat should make available to the authorities all recollections concerning the bomb threat.

APPENDIX B

SITE PLAN AND SUPPORTING FIGURES

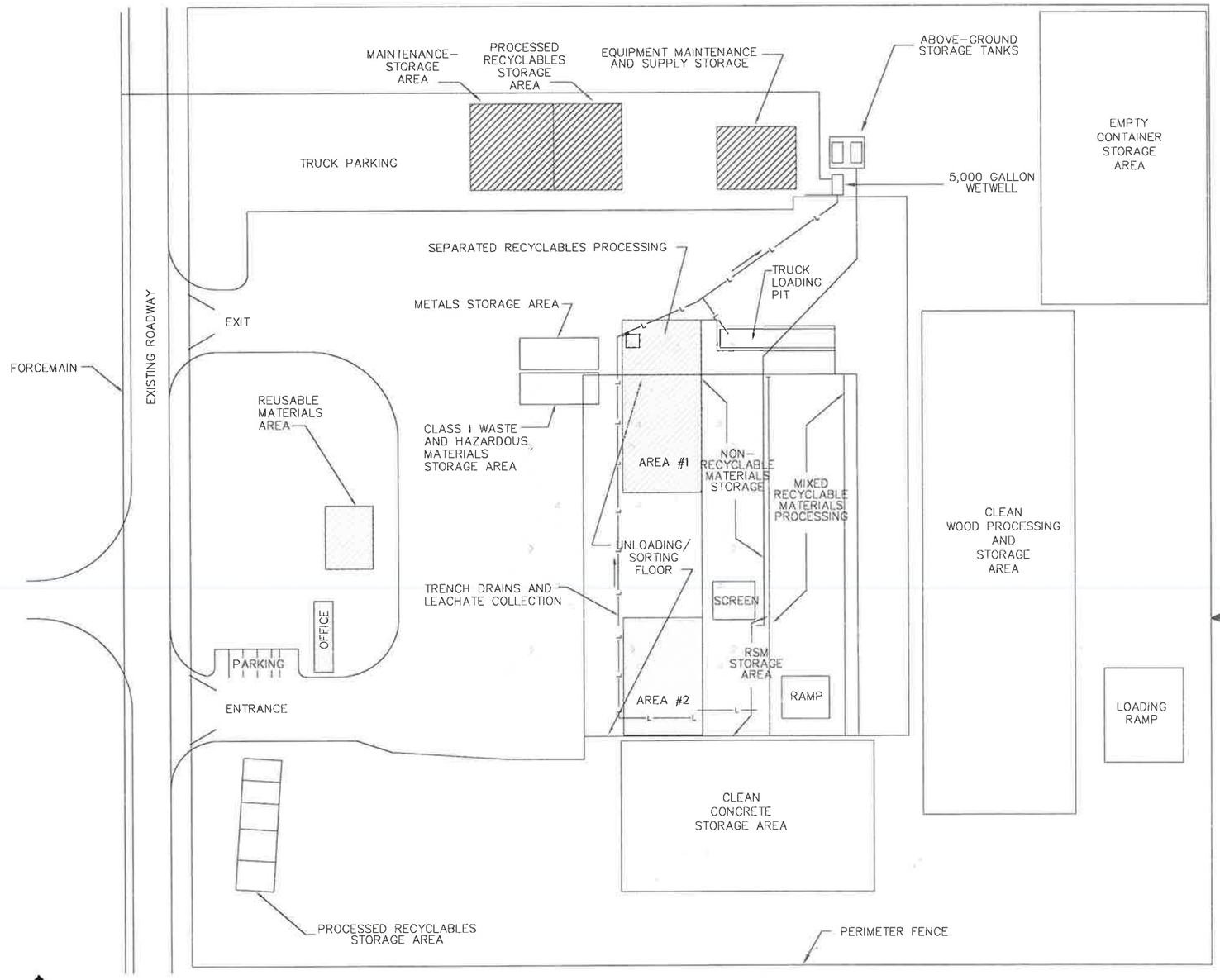



LEGEND:

- ROOF
- LEACHATE CONTAINMENT PAD
- PERIMTER FENCE
- FORCE MAIN
- WATER MAIN
- LEACHATE GRAVITY DRAIN

AREA #1 UNDER-ROOF UNLOADING AND SORTING FLOOR

AREA #2 UNDER-ROOF UNLOADING AND SORTING FLOOR

→ LEACHATE FLOW DIRECTION

500' MIN. → C&D FACILITY POTABLE WATER WELL

Sarasota County

CENTRAL COUNTY SOLID WASTE DISPOSAL COMPLEX
MATERIALS RECOVERY FACILITY

SITE PLAN

SEPTEMBER 10, 2014

JASON E. TIMMONS LICENSE No 65869 STATE OF FLORIDA PROFESSIONAL ENGINEER

FL PE 65869

PREPARED BY:
SARASOTA COUNTY
SOLID WASTE

Figure D.9.a

Central County Solid Waste Disposal Complex

Regional Map

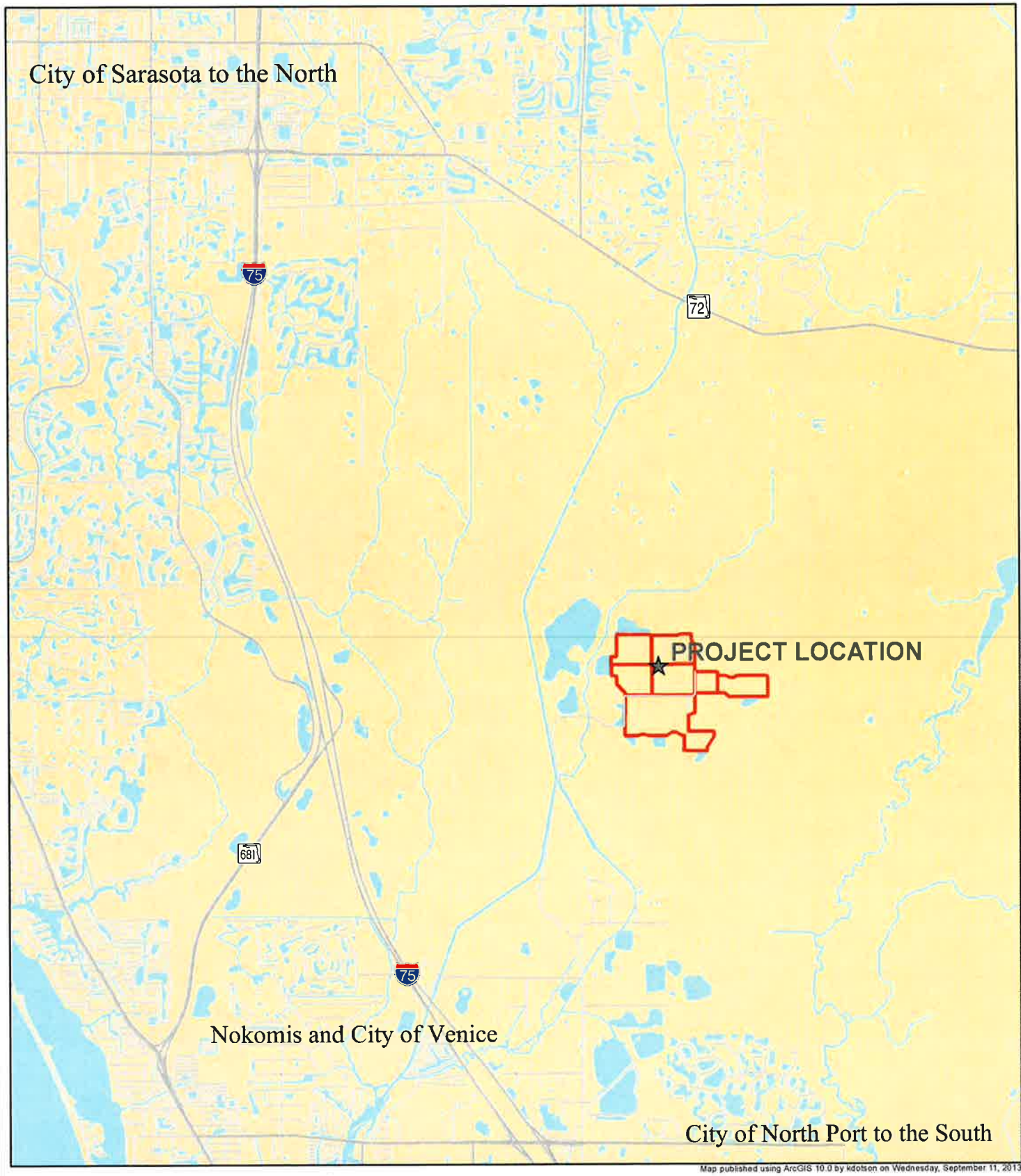

Sarasota County
scgov.net | 941.861.5000 | TV

N
W E
S

0 0.5 1 2
Miles

This map is produced from Sarasota County GIS, and is representative information only. The County does not warrantee, guarantee, or assume any responsibility for geographic information completeness and/or accuracy. This map should not be used as guide for navigation.
Copyright © SCGIS 2013

Figure D.9.c

Central County Solid Waste Disposal Complex

Property Boundaries

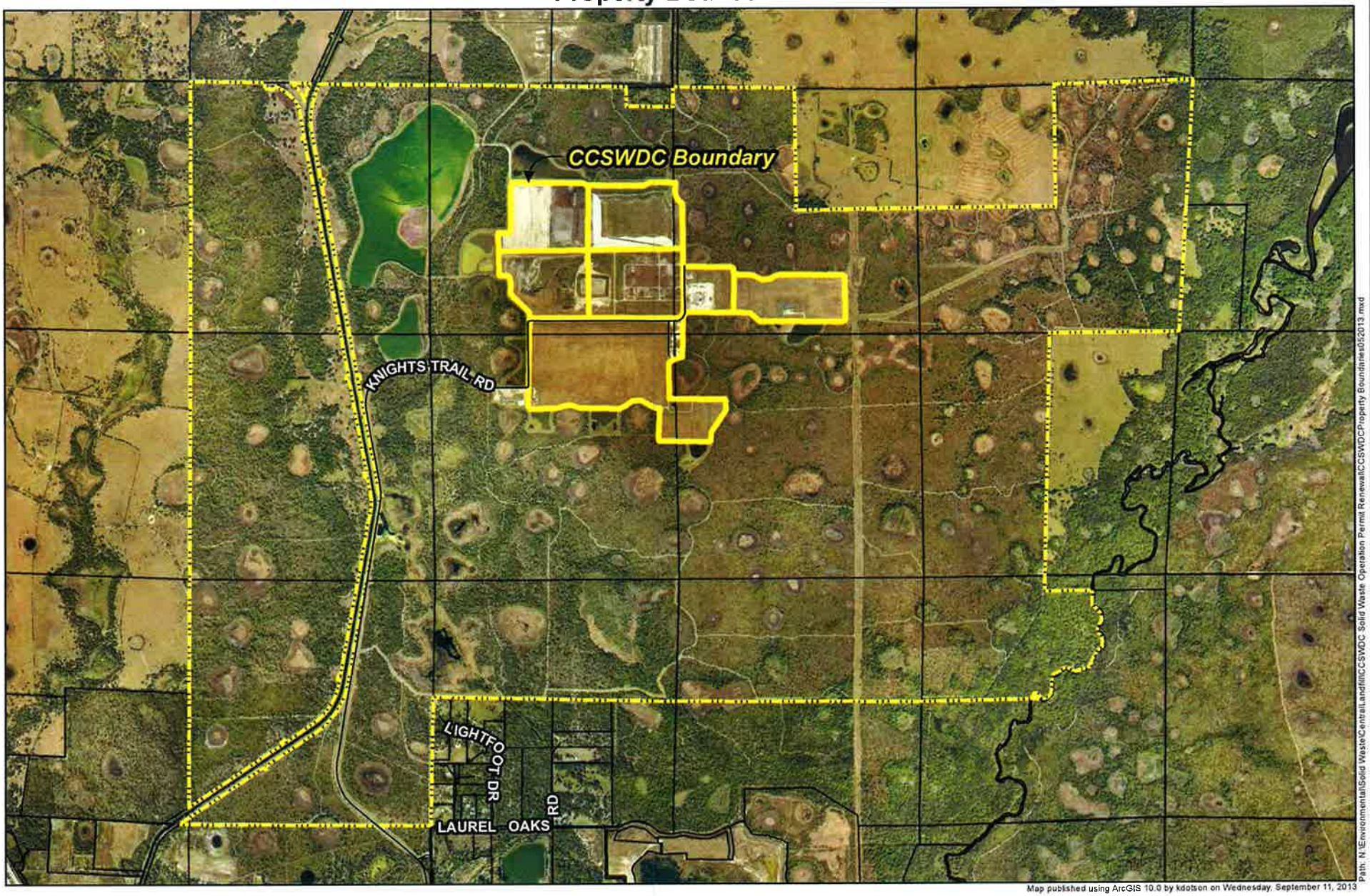

Map published using ArcGIS 10.0 by kdotson on Wednesday, September 11, 2013

Path: N:\Environmental\Solid Waste\Central Landfill\CCSWDC Solid Waste Operation Permit Renewal\CCSWDCProperty Boundaries052013.mxd

Sarasota County
scgov.net | 941.861.5000 | TV

Aerial Imagery Provided by Pictometry International:
Sarasota County, FL
February 2013
4" Resolution
N.A.D. 1983 HARN State Plane Florida West FIPS 0902 (U.S. Survey Feet)

N
W E
S

0 0.5 1
Miles

This map is produced from Sarasota County GIS, and is representative information only. The County does not warrantee, guarantee, or assume any responsibility for geographic information completeness and/or accuracy. This map should not be used as guide for navigation.

Copyright © SCGIS 2013

Figure C.1.e

Central County Solid Waste Disposal Complex

FEMA Flood Zones and SWFWMD Wetlands

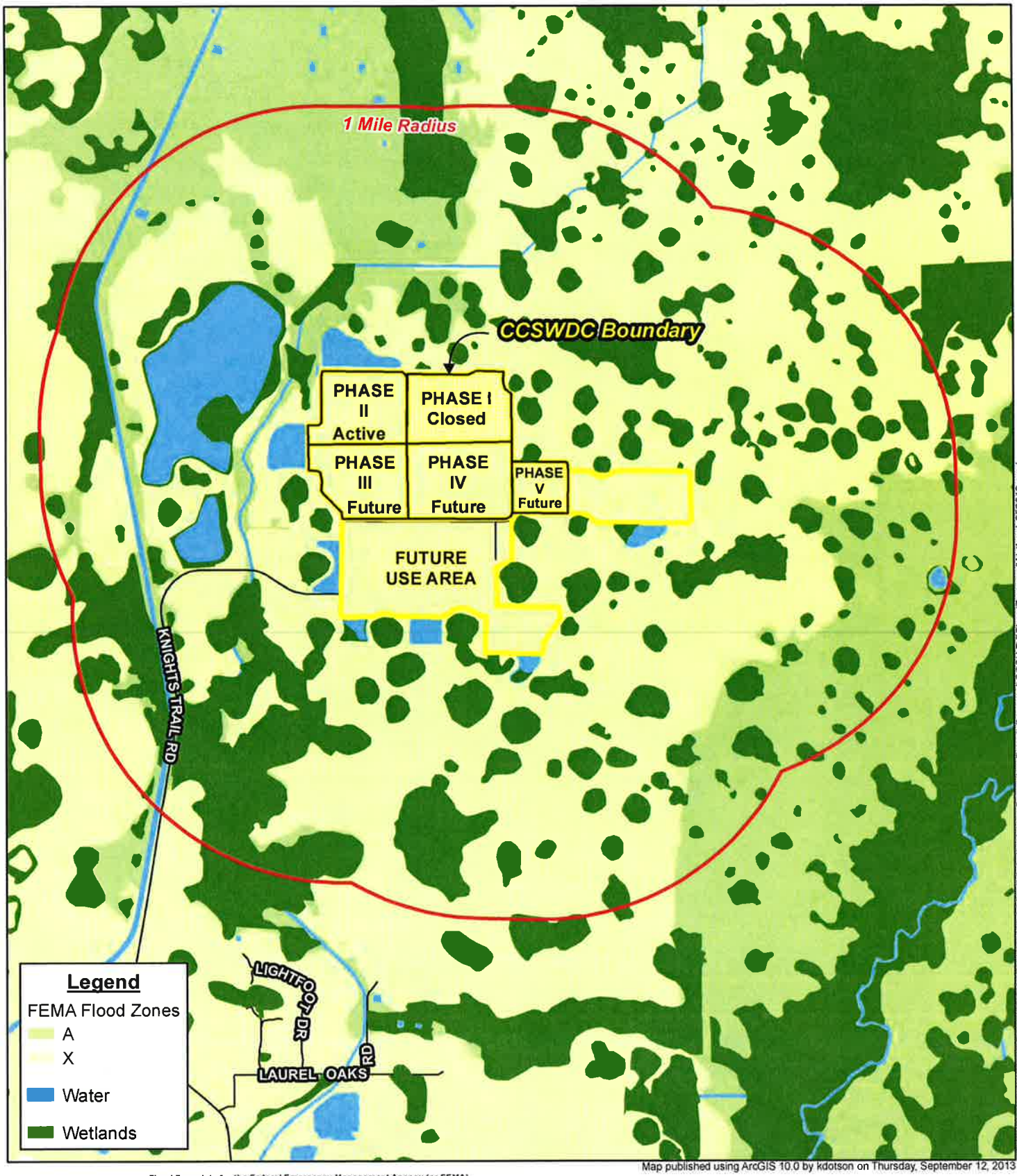

Map published using ArcGIS 10.0 by kdotson on Thursday, September 12, 2013

Path: N:\Environmental\Solid Waste\Central\Landfill\CCSWDC Solid Waste Operation Permit Renewal\CCSWDCFloodZoneandWetlands052013.mxd

Flood Zone data for the Federal Emergency Management Agency (or FEMA) was accessed via Sarasota County's PROD.GIS.FEMAFloodZones SDE Feature Class. The Database Connection is: \SQLProd.sde\PROD.GIS.CeZonesAndDistricts\PROD.GIS\FEMAFloodZones

Wetlands information was obtained from the Southwest Florida Water Management District (or SWFWMD) website, via LANDUSELANDCOVER2010_saras_se, at: http://www.swfwmd.state.fl.us/data/gis/libraries/physical_dense/lu10.php.

Sarasota County
scgov.net | 941.861.5000 | TV

N W E S

0 0.25 0.5
Miles

This map is produced from Sarasota County GIS, and is representative information only. The County does not warrantee, guarantee, or assume any responsibility for geographic information completeness and/or accuracy. This map should not be used as guide for navigation.

Copyright © SCGIS 2013

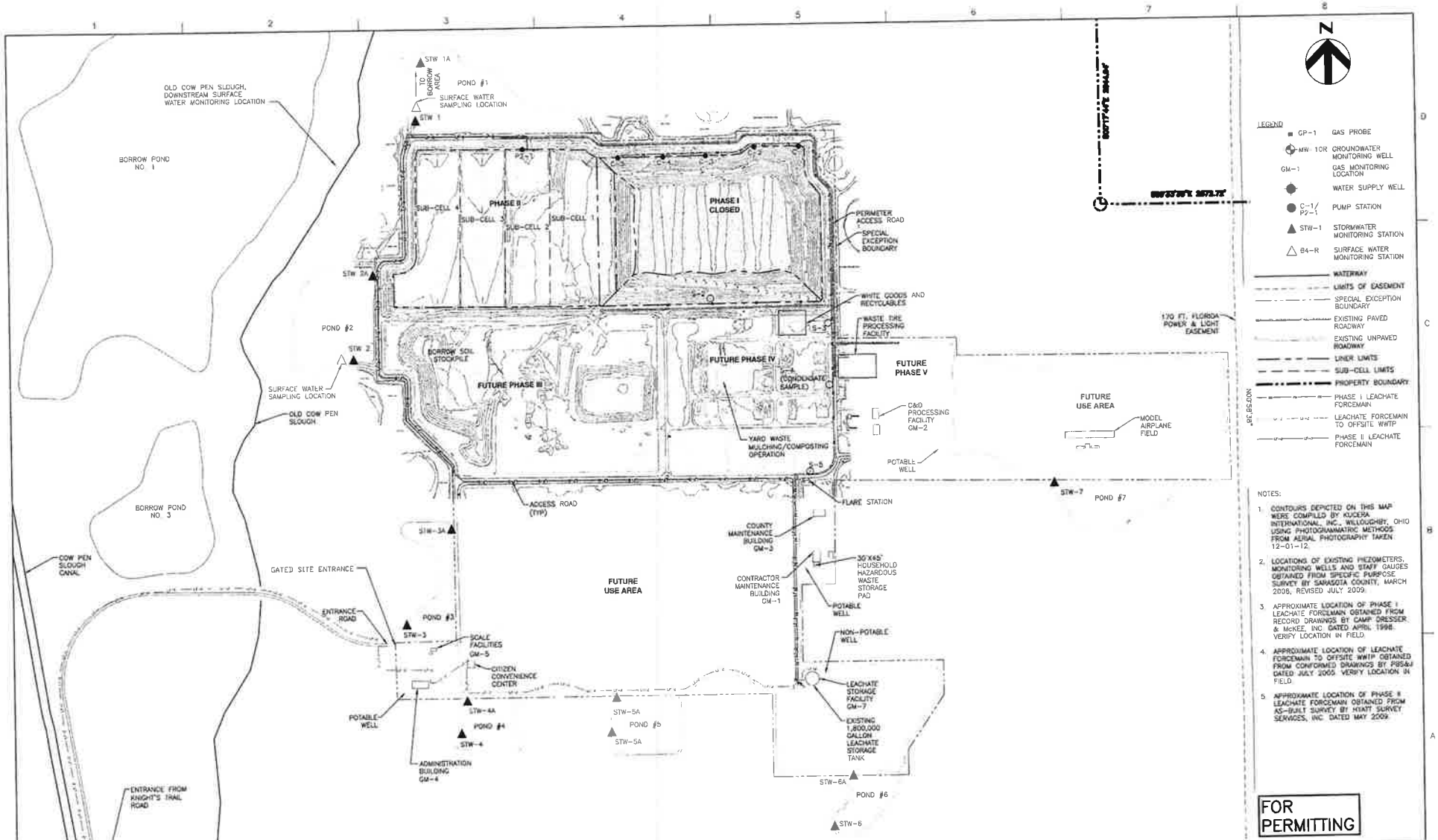

HDR

ISSUE	DATE	DESCRIPTION
A	08/2013	ISSUED FOR REVIEW

PROJECT MANAGER: T.M. YANOSCHIK
REVIEWED BY: K. SIEMERING
DRAWN BY: B. JOHNSON
PROJECT NUMBER: 096-185625-002

Thomas M. Yanoschik, P.E.
Certificate No. 44200

Sarasota County
Central County Solid Waste Disposal Complex
PHASE II CLASS I LANDFILL
STAGING PLANS
SARASOTA COUNTY FLORIDA

SITE PLAN

FILENAME: 00C-00.dwg
SCALE: 1"=400'
SHEET: **C-00**

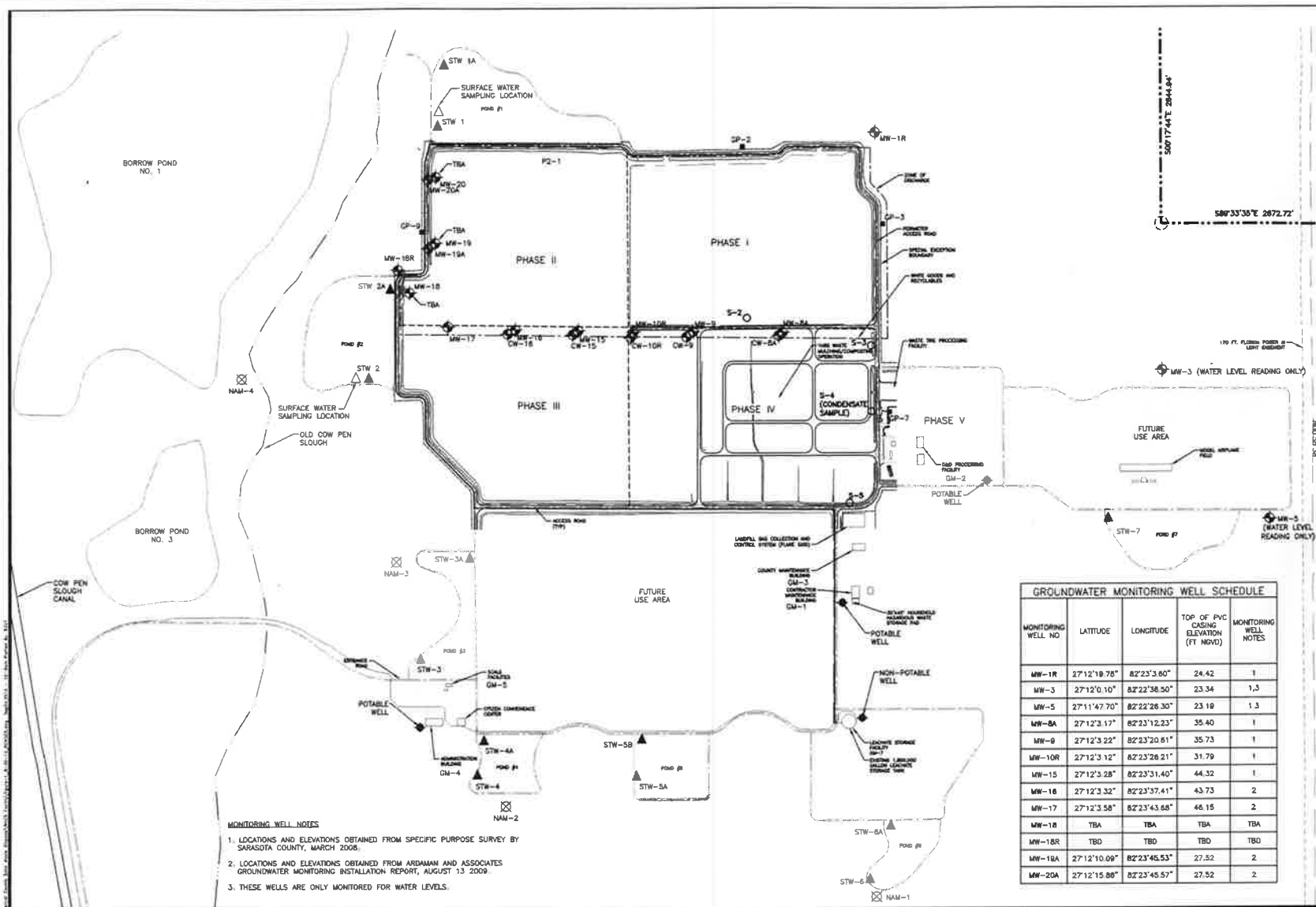

MONITORING WELL NOTES

1. LOCATIONS AND ELEVATIONS OBTAINED FROM SPECIFIC PURPOSE SURVEY BY SARASOTA COUNTY, MARCH 2008.
2. LOCATIONS AND ELEVATIONS OBTAINED FROM ARDAMAN AND ASSOCIATES GROUNDWATER MONITORING INSTALLATION REPORT, AUGUST 13 2009.
3. THESE WELLS ARE ONLY MONITORED FOR WATER LEVELS.

GROUNDWATER MONITORING WELL SCHEDULE

MONITORING WELL NO	LATITUDE	LONGITUDE	TOP OF PVC CASING ELEVATION (FT NGVD)	MONITORING WELL NOTES
MW-1R	27°12'19.78"	82°23'3.60"	24.42	1
MW-3	27°12'0.10"	82°22'38.50"	23.34	1,3
MW-5	27°11'47.70"	82°22'26.30"	23.19	1,3
MW-8A	27°12'3.17"	82°23'12.23"	35.40	1
MW-9	27°12'3.22"	82°23'20.61"	35.73	1
MW-10R	27°12'3.12"	82°23'26.21"	31.79	1
MW-15	27°12'3.28"	82°23'31.40"	44.32	1
MW-16	27°12'3.32"	82°23'37.41"	43.73	2
MW-17	27°12'3.58"	82°23'43.68"	46.15	2
MW-18	TBA	TBA	TBA	TBA
MW-18R	TBD	TBD	TBD	TBD
MW-19A	27°12'10.09"	82°23'45.53"	27.52	2
MW-20A	27°12'15.86"	82°23'45.57"	27.52	2

SITE PLAN NOTES

1. LOCATIONS OF EXISTING PIEZOMETERS, MONITORING WELLS AND STAFF GAUGES OBTAINED FROM SPECIFIC PURPOSE SURVEY BY SARASOTA COUNTY, MARCH 2008.
2. APPROXIMATE LOCATION OF PHASE I LEACHATE FORCEMAIN OBTAINED FROM RECORD DRAWINGS BY CAMP DRESSER & McKEE, INC. DATED APRIL 1998. VERIFY LOCATION IN FIELD.
3. APPROXIMATE LOCATION OF LEACHATE FORCEMAIN TO OFFSITE WWTP OBTAINED FROM CONFORMED DRAWINGS BY PBS&J DATED JULY 2005. VERIFY LOCATION IN FIELD.
4. LOCATION OF CONDENSATE SUMPS OBTAINED FROM PHASE I LFGCCS AS-BUILT DRAWINGS DATED AUGUST 2010.

Brad J Bn
PG 1733
10-16-13

LEGEND

- S-2 LANDFILL GAS CONDENSATE SUMP
- GP-1 GAS PROBE
- MW-10R GROUNDWATER MONITORING WELL
- GM-1 GAS MONITORING LOCATION
- WATER SUPPLY WELL
- P-S-1 PHASE II BORING/ PIEZOMETER LOCATION
- STW-1 STORMWATER MONITORING STATION
- C-1 LEACHATE MONITORING LOCATION
- POND 1 SURFACE WATER MONITORING LOCATION
- ZONE OF DISCHARGE
- WATERWAY
- LIMITS OF EASEMENT
- EASEMENT CENTERLINE
- EXISTING ROADWAY
- PHASE BOUNDARY
- PROPERTY BOUNDARY
- NATURAL ATTENUATION MONITORING WELLS
- TBA = TO BE ABANDONED
- TBD = TO BE DETERMINED

FIGURE 1

ATKINS
482 SOUTH KELLER ROAD
Orlando, Fl 32810-6101
TEL. (407) 647-7275
FAX. (407) 647-0624
www.atkinsglobal.com
5300 W. BOY SCOUT BOULEVARD
TAMPA, FLORIDA 33607
FBPR CERTIFICATE OF AUTHORIZATION NO.24

CLIENT: SARASOTA COUNTY

PROJECT: CENTRAL COUNTY SOLID WASTE DISPOSAL COMPLEX CLASS I LANDFILL

TASK: WATER QUALITY MONITORING PLAN

ORIGINAL 8/01/2012
REVISIONS:
1. 8/19/2013
2.
3.
4.
5.
6.
7.
8.
9.
10.
11.
12.

Name:
Florida P.E. No.:
Address: ATKINS 482 S. Keller Road Orlando, FL 32810-6101
Signature Date

JOB NO. 00-000.00
DRAWN GG
DESIGN RS
CHECKED
Q.C.
SHEET 1/1

APPENDIX C

FINANCIAL ASSURANCE COST ESTIMATES

CCSWDC
C&DD and Class III MRF
Financial Assurance Cost Estimate
Date Updated: 9/12/2014

As part of closure of the MRF, all waste and recyclable materials will be removed. Financial Assurance for the MRF is included in the Financial Assurance for the Sarasota County Central County Solid Waste Disposal Complex. The closure cost estimate for the MRF is calculated below. It was assumed that the waste and recyclable materials would be at the maximum stockpile permitted capacity, and would be disposed of in the on-site Class I Landfill at the current tip fee for Class I solid waste of $57.56 per ton. The floors will be cleaned/washed when the facility is closed. Leachate will be pumped to the Class I Landfill storage tanks (see note 1). Since all waste will be removed from the area upon closure, no long-term care is anticipated.

CLOSURE COST ESTIMATE[1] (MRF Only)

Description	Amount	Unit Cost	Total Cost
Disposal of the permitted stockpile at the on-site Class I Landfill	12,000 tons[2]	$57.56/ton	$690,720
Loading and Hauling waste one mile round trip from MRF to on-site Class I Landfill, $10 per cubic yard.	48,000 CY	$10/CY[3]	$480,000
Cleaning/Pressure Washing	65,000 SF	$0.13/SF[4]	$8,450
Contingency @ 10% of Subtotal	1	$117,917	$117,917
Overhead, Profit and General Conditions @ 10% of Subtotal	1	$129,709	$129,709
TOTAL CLOSURE COST ESTIMATE			**$1,426,796**

Notes:
1) Approximately 22,000 gallons of leachate will be accepted by the Class I Landfill leachate collection system at no cost; therefore, it is not included in the closure cost estimates for the MRF. Volume of storage on site based on the calculations provided in Table 1-2 MRF Storage Capacities.
2) Tonnage based on 48,000 cy at 500 lb/cy average density for C&D waste (see attached density estimation sheet from Florida Center study).
3) $10.00/CY quote dated 9/1/2014 provided by Haul-Away of the Suncoast Inc. includes mileage.
4) $0.13/SF quote dated 94/14 provided by Boro Building and Property Maintenance.

Cost estimates attached.

Boro Building & Property Maintenance

Amber Tillie

Administrative Specialist III- AR

Sarasota County Solid Waste
4000 Knights Trail Rd
Nokomis, FL 34285.

Budget Quotation (9/4/14).

Hi Amber,

A budgetary quotation for Pressure cleaning with hot water and chemicals to remove pollution and fuel emissions residue for approximately 65000 square feet of concrete including storage facilities, maintenance buildings and loading ramps would roughly be :

$8500.

The above work would be subject to a visual inspection and individual pricing prior to orders being placed. The above price is set as a most expensive for your budgeting needs only.

Kind regards,

Rob Skrzypkowski.

6321 Porter Road - Suite 5, Sarasota, FL, 34240
Phone : 941-556-9027 Fax : 941-556-9028 Email : Service@BoroFL.com www.BoroFL.com

Haul-Away of the Suncoast Inc.
PO Box 20966
Bradenton, FL 34204-0966
(941)720-2217

Estimate

Number: **E217**

Date: **September 02, 2014**

Bill To:

Amber Tillie
Sarasota County Solid Waste
4000 Knights Trail Rd
Nokomis, FL 34285

Service Location:

Amber Tillie
Sarasota County Solid Waste
4000 Knights Trail Rd
Nokomis, FL 34285

Date	Description	Number	Rate	Amount
09-01-2014	Cost to transport solid waste, from undiclosed location within Sarasota County, to Sarasota County Landfill. Priced per cubic yard.			10.00
			Total	$10.00

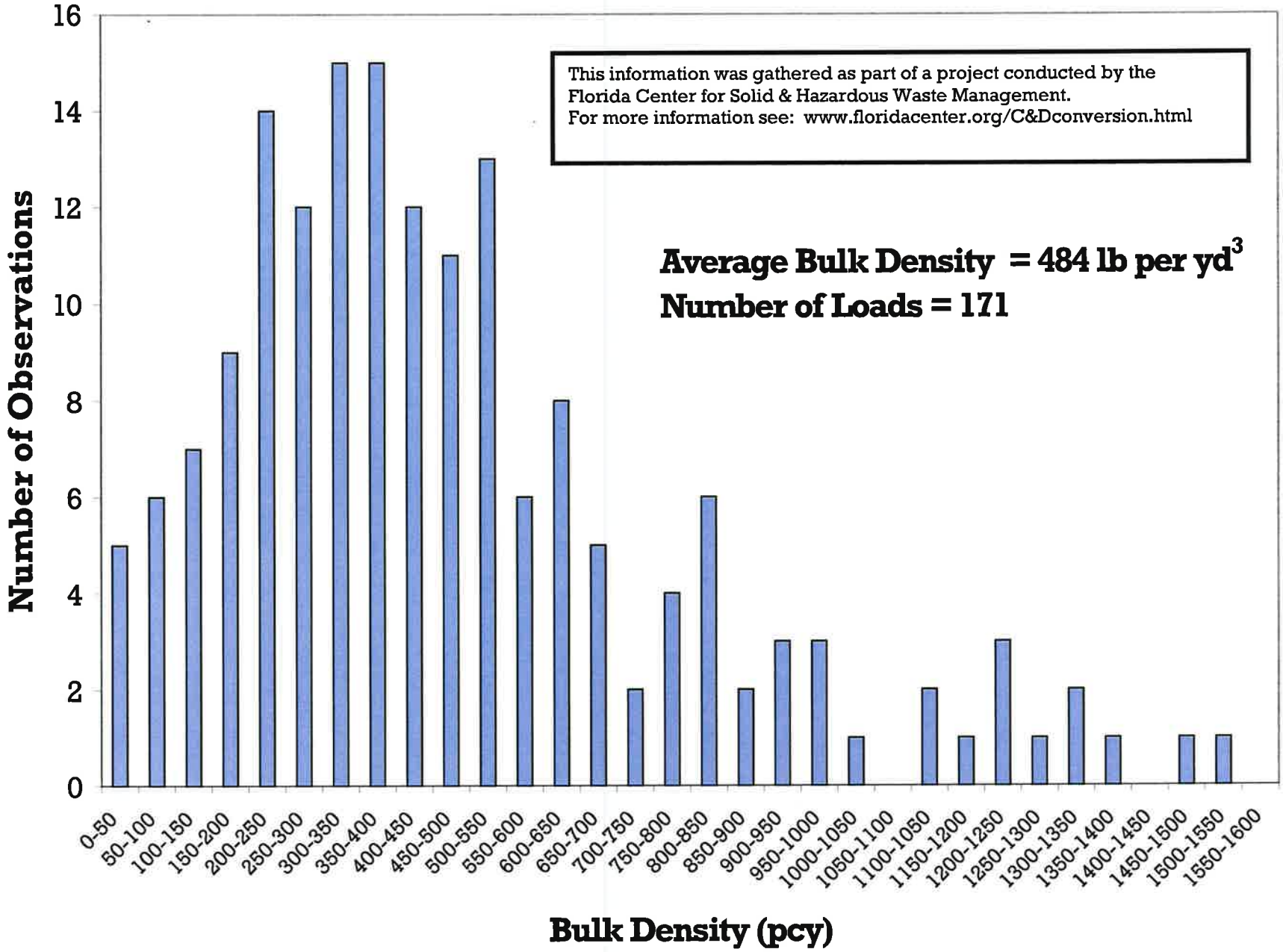
This information was gathered as part of a project conducted by the Florida Center for Solid & Hazardous Waste Management.
For more information see: www.floridacenter.org/C&Dconversion.html
Average Bulk Density = 484 lb per yd3
Number of Loads = 171
Number of Observations
0
2
4
6
8
10
12
14
16
0-50
50-100
100-150
150-200
200-250
250-300
300-350
350-400
400-450
450-500
500-550
550-600
600-650
650-700
700-750
750-800
800-850
850-900
900-950
950-1000
1000-1050
1050-1100
1100-1050
1150-1200
1200-1250
1250-1300
1300-1350
1350-1400
1400-1450
1450-1500
1500-1550
1550-1600
Bulk Density (pcy)

SARASOTA COUNTY

Dedicated to Quality Service

Public Utilities

Central County Solid Waste Disposal Complex

4000 Knights Trail Road, Nokomis, Florida 34275

Tel: 941-861-5000 **scgov.net**

Mon-Sat 8-5pm

RATES

SOLID WASTE:		**$57.56/Ton**
Minimum Charge		**$7.50 each**
CONSTRUCTION & DEMOLITION DEBRIS	***Ef. 10-1-2014***	**$48.96/Ton OR $16.32 Cubic Yd whichever is cheaper**
TIRES	***Ef. 10-1-2014***	**$158.60/Ton**
Up to 5 passenger tires		**$ 2.00 each**
YARD WASTE		**$41.37/Ton**
Minimum Charge		**$ 5.00 each**
Certified Vehicle Weight		**$ 5.00 each**
ASBESTOS Friable		**$75.00/Ton**
Minimum Charge		**$10.00 each**
SLUDGE		**$75.00/Ton**

APPENDIX D

PROPERTY DEED AND PROPERTY BOUNDARY MAP

QUIT-CLAIM DEED RAMCO FORM 8

APR 13 1992
Solid Waste Operations

This Quit-Claim Deed, Executed this 9 day of April, A. D. 1992, by SARASOTA COUNTY, A POLITICAL SUBDIVISION OF THE STATE OF FLORIDA, *first party, to* ALBRITTON GROVES, LTD., a Florida Limited Partnership

whose postoffice address is 5430 Proctor Road, Sarasota, FL 34233

second party:

(Wherever used herein the terms "first party" and "second party" shall include singular and plural, heirs, legal representatives, and assigns of individuals, and the successors and assigns of corporations, wherever the context so admits or requires.)

Witnesseth, That the said first party, for and in consideration of the sum of $ 10.00------, in hand paid by the said second party, the receipt whereof is hereby acknowledged, does hereby remise, release and quit-claim unto the said second party forever, all the right, title, interest, claim and demand which the said first party has in and to the following described lot, piece or parcel of land, situate, lying and being in the County of Sarasota State of Florida, to-wit:

See attached Exhibit "A"

Subject to easements, restrictions and reservations of record and taxes for the current year.

To Have and to Hold the same together with all and singular the appurtenances thereunto belonging or in anywise appertaining, and all the estate, right, title, interest, lien, equity and claim whatsoever of the said first party, either in law or equity, to the only proper use, benefit and behoof of the said second party forever.

In Witness Whereof, The said first party has signed and sealed these presents the day and year first above written.

Signed, sealed and delivered in presence of:

ATTEST:
KAREN E. RUSHING, CLERK OF THE CIRCUIT COURT AND EX-OFFICIO CLERK OF THE BOARD OF COUNTY COMMISSIONERS OF SARASOTA COUNTY, FLORIDA
By: Clara J. Henderson
Deputy Clerk

BOARD OF COUNTY COMMISSIONERS OF SARASOTA COUNTY, FLORIDA
BY: [signature] (LS)
CHAIRMAN
(print name) Robert L. Anderson (LS)

STATE OF FLORIDA,
COUNTY OF Sarasota

I HEREBY CERTIFY that on this day, before me, an officer duly authorized in the State aforesaid and in the County aforesaid to take acknowledgments, personally appeared Robert L. Anderson Chairman of the Board of County Commissioners of Sarasota County, Florida personally to me known to be the person described in and who executed the foregoing instrument and acknowledged before me that he executed the same, or produced (Personally known) as identification.

WITNESS my hand and official seal in the County and State last aforesaid this 20th day of April A. D. 1992.

Susan Kay Garland
Notary Public
(print name) SUSAN KAY GARLAND
My commission expires:

NOTARY PUBLIC STATE OF FLORIDA
MY COMMISSION EXP. OCT.23,1993
BONDED THRU GENERAL INS. UND.

This Instrument prepared by: William A. Dooley, Esq.
Address Nelson, Hesse, et al
2070 Ringling Blvd.
Sarasota, FL 34237

EXHIBIT "A"

Section 1 (less the Northwest 1/4), Section 2 (less the Northeast 1/4), Section 10, Section 11, the West 1/2 of Section 12, the North 1/2 of Section 14, the North 1/2 of Section 15, the Northwest 1/4 and the South 3/4 of the Northeast 1/4 lying West of the centerline of the Myakka River in Section 13, of Township 38 South, Range 19 East, Sarasota County, Florida, and the West 100 feet of Sections 26 and 35, and the West 100 feet of that part of Section 23 lying South of Sugar Bowl Road (State Road No. 72), Township 37 South, Range 19 East, Sarasota County, Florida.

O.R. 1910 PG 0786
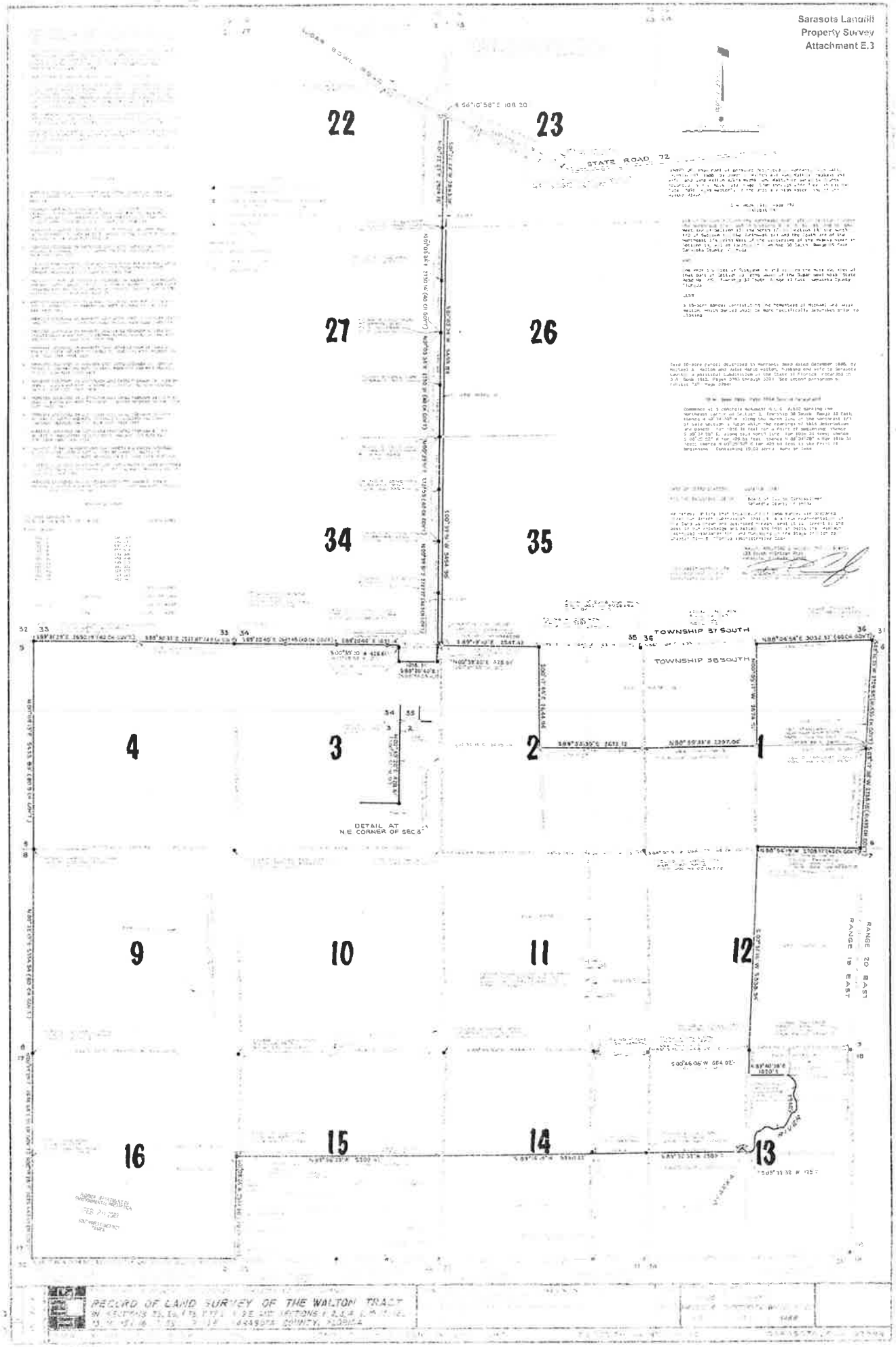
Sarasota Landfill
Property Survey
Attachment E.3